

OUR TOWN. OUR TEAM.

ANTONIO GREEN

REGGIE SCURRY



2019

MIDDLE TENNESSEE

2020

MEN'S BASKETBALL
MEDIA GUIDE

#TRUEBLUE



TOUGHNESS ■ EFFORT ■ ATTITUDE ■ MOTIVES ■ SERVANT LEADERS

JO'VONTAE
MILLNER

C.J.
JONES



DONOVAN
SIMS

M I D D L E T E N N E S S E E M E N ' S B A S K E T B A L L

GENERAL INFORMATION





- TABLE OF CONTENTS -



i GENERAL INFORMATION

Table of Contents	2
Quick Facts	3
Media Information	4-5
Preseason Outlook	10
Conference USA	11-13

📅 SCHEDULE/OPPONENTS

2019-20 Schedule	15
2019-20 Opponents	16-21

MT 2019-20 BLUE RAIDERS

2019-20 Roster	23
0 Anthony Crump	24-25
2 DeAndre Dishman	26-27
3 Donovan Sims	28-29
13 Jayce Johnson	30-31
22 Reggie Scurry	32-33
23 C.J. Jones	34-35
55 Antonio Green	36-37
1 Tyler Millin	38
4 Tyson Jackson	39
5 Eli Lawrence	40
10 Sean Kromah	41
11 Jordan Davis	42
14 Jalen Jordan	43
20 Brian Coffey II	44
21 Jo'Vontae Millner	45
24 Marcus Mitchell	46
Radio/TV Roster	47
Nick McDewitt	48-49
Sean Dixon	50
Wes Long	51
Andre Morgan	52
Logan Johnson	53
Support Staff	54-55

🏀 2018-19 REVIEW

2018-19 Results	57
2018-19 Statistics	58
2018-19 Game-By-Game	59
2018-19 Miscellaneous	60
2018-19 Box Scores	61-81
Conference USA Review	82

|| HISTORY/RECORDS

Individual Records	84-92
1,000-Point Scorers	93-98

Team Records	99-102
Coaching Records	103
Miscellaneous Records	104-105
Murphy Center Records	106-107
Conference USA Game Records	108-109
Double-Doubles	110-115
Overtime Games	116
100-Point Games	117
Yearly Leaders	118-123
Year-By-Year Stats	124-125
Year-By-Year Results	126-142
All-Time Series Record	143-162
Season Openers	163
Conference Openers	164
Regular Season Tournaments	165-166
Conference Tournaments	167-168
C-USA Tournament Records	169-170
Postseason Tournaments	171
NCAA Tournament Records	172-173
NIT Records	174-175
CIT Records	176-177
Honors & Awards	178-180
Letterwinners	181-183
Notes	184-185

CREDITS

The 2019-20 Middle Tennessee Men's Basketball Media Guide is a product of the Athletic Communications Department.

Editor: Eric Beovich
Design & Layout: Eric Beovich
Cover & Graphic Design: Shane Read and Matt Posey
Editorial Assistance: Matt Posey, Jim Simpson, Tony Stinnett and Josh Vardaman
Printing: MTSU Printing Services

Mission Statement: The MTSU athletic program promotes excellence in athletics and provides academic and athletic opportunities for every student-athlete, the University, and the community. Building on tradition, the program advances the University's regional and national stature and creates opportunities for innovative partnerships throughout the region. Middle Tennessee State University continually works to maximize human, financial, and physical resources to create and heighten the quality of its sports programs.

0919-8175 / Middle Tennessee State University does not discriminate on the basis of race, color, national origin, sex, or disability. See our full policy at www.mtsu.edu/iee.



- QUICK FACTS -

UNIVERSITY INFORMATION

Location	Murfreesboro, Tenn.
Founded	1911
Enrollment	21,630
President	Dr. Sidney McPhee
Director of Athletics	Chris Massaro
Nickname	Blue Raiders
Colors	Royal Blue (PMS 300) & White
Affiliation	Division I
Conference	Conference USA
Arena	Murphy Center
Capacity	11,520
Record	498-163 (.753)
Ticket Office	(615) 898-2103

BASKETBALL STAFF

Head Coach	Nick McDevitt
Alma Mater	UNC Asheville (2001)
Record at MT (Seasons)	11-21/.344 (1)
Career Record (Seasons)	109-87/.556 (6)
Assistant Coach	Sean Dixon, 2nd Season
Alma Mater	Presbyterian (2007)
Assistant Coach	Wes Long, 2nd Season
Alma Mater	Clemson (2004)
Assistant Coach	Andre Morgan, 2nd Season
Alma Mater	North Georgia (2010)
Director of Operations	Logan Johnson, 1st Season
Alma Mater	Coastal Carolina (2010)
Athletic Trainer	Reese Shivers, 4th Season
Alma Mater	LSU (2013)
Strength Coach	Zach Willis, 6th Season
Alma Mater	Middle Tennessee (2012)
MBB Secretary	Emma McKinney
Office Phone	(615) 898-2916

TEAM INFORMATION

2018-19 Overall Record	11-21
C-USA Record (Finish)	8-10 (12th)
C-USA Tournament	No. 12 seed
First Round	(5) UAB 70, (12) MT 61
Starters Returning/Lost	4/1
Letterwinners Returning/Lost	5/8
Newcomers	9

BASKETBALL HISTORY

Season of Basketball	97th
First Season	1913-14
All-Time Record	1,244-1,068 (.538)
NCAA Tournament Appearances (Record)	9 (4-9)
Seasons	1975, 77, 82, 85, 87, 89, 2013, 16, 17
NIT Appearances (Record)	4 (5-4)
Seasons	1986, 88, 2012, 18
CIT Appearances (Record)	2 (0-2)
Seasons	2010, 15

ATHLETIC COMMUNICATIONS

Associate AD/Communications	Mark Owens
Associate Director	Tony Stinnett
Assistant Director	Eric Beovich
Multimedia Specialist	Nathan Wallach
Social Media Coordinator	Josh Padilla
Staff Writer	Josh Vardaman
Communications Assistant	Haylee Eldridge
Communications Assistant	Brady McBride
Communications Assistant	Matt Posey
Communications Assistant	Shelby Salkar
Creative Video Assistant	Bailey White
Student Interns	Brandon Casteel, Anthony Fiorella, Devin Grimes, Nolan Jamison and Tyler Lamb

Mailing Address	Athletic Communications Middle Tennessee 1500 Greenland Drive Murfreesboro, TN 37132 (615) 898-2968 (615) 898-5626
Phone	
Fax	



MBB Primary Contact

Eric Beovich
Mississippi State (2015)
O: (615) 904-8115
C: (850) 723-8134
Beovich@GoBlueRaiders.com
@EricTheSID



MBB Secondary Contact

Matt Posey
Middle Tennessee (2017, 2019)
O: (615) 904-8209
C: (931) 993-9179
Posey@GoBlueRaiders.com
@matthewposey

SOCIAL MEDIA

Middle Tennessee Athletics	Blue Raider Athletics @MTAthletics @MTAthletics
Middle Tennessee Men's Basketball	@MTMensBasketball @MT_MBB @MT_MBB
Head Coach Nick McDevitt	@MTCoachNick
Assistant Coach Sean Dixon	@MT_CoachDix
Assistant Coach Wes Long	@MT_CoachWesLong
Assistant Coach Andre Morgan	@CoachDreMorgan
Conference USA	Conference USA @ConferenceUSA @ConferenceUSA





- MEDIA INFORMATION -

BRANDING/PREFERRED REFERENCES

While Middle Tennessee State University and MTSU are our full name and abbreviation and are not incorrect, our preference is to be referred to as Middle Tennessee or MT for athletic purposes. The following are examples of unwelcome references:

Middle	Mid. Tenn. St.
M. Tennessee	MTS
Mid. Tenn.	UMT

For more on correct references and branding, or to acquire officially licensed Middle Tennessee logos, please contact Sports Information Director Eric Beovich via e-mail.

DIRECTIONS TO MURPHY CENTER

From Nashville International Airport: Enter Briley Parkway continuing south to the Interstate 24 junction. Take I-24 East to Exit 76 and turn left onto Medical Center Parkway. Follow Medical Center Parkway to Memorial Boulevard. Go left on Memorial to Clark Boulevard. Turn right on Clark Boulevard (at BP station). Follow Clark Boulevard (which becomes Middle Tennessee Boulevard) to intersection at Greenland Drive. Turn left on Greenland Drive. Murphy Center and parking lot are located to the right.

From Nashville: From I-24 East, take Exit 76 and turn left onto Medical Center Parkway. Follow Medical Center Parkway to Memorial Boulevard. Go left on Memorial to Clark Boulevard. Turn right on Clark Boulevard (at BP station). Follow Clark Boulevard (which becomes Middle Tennessee Boulevard) to intersection at Greenland Drive. Turn left on Greenland Drive. Murphy Center and parking lot are located to the right.

From Chattanooga: Take I-24 West to Exit 81; follow U.S. Highway 231 North to Middle Tennessee Boulevard. Turn right and take Middle Tennessee Boulevard to intersection at Greenland Drive. Turn right onto Greenland Drive. Murphy Center and parking lot are located to the right.

From Knoxville: Take Interstate 40 West to Lebanon and exit onto U.S. Highway 231 South and follow approximately 25 miles to Clark Boulevard in Murfreesboro; turn left on Clark Boulevard. Follow Clark Boulevard (which becomes Middle Tennessee Boulevard) to intersection at Greenland Drive. Turn left on Greenland Drive. Murphy Center and parking lot are located to the right.

From Birmingham, AL: Take I-65 North to I-840 East. Take I-840 East towards Murfreesboro to I-24 East. Take Exit 76 and turn left onto Medical Center Parkway. Follow Medical Center Parkway to Memorial Boulevard. Go left on Memorial to Clark Boulevard. Turn right on Clark Boulevard (at BP station). Follow Clark Boulevard (which becomes Middle Tennessee Boulevard) to intersection at Greenland Drive. Turn left on Greenland Drive. Murphy Center and parking lot are located to the right.

WEEKLY TEAM MEDIA AVAILABILITY

Head Coach Nick McDevitt and members of the Blue Raider men's basketball team will be available only on Tuesdays prior to practice unless otherwise announced. Tuesday practices are open to the media following interview availability. Please contact Sports Information Director Eric Beovich via e-mail with your requests in advance or if an interview is needed outside of the normal weekly media availability.

E-MAIL SERVICE

Middle Tennessee men's basketball releases and other information can be obtained electronically by contacting Sports Information Director Eric Beovich via e-mail. This is a media service only.

MEDIA CREDENTIALS

Arrangements for media credentials for the 2019-20 men's basketball season should be directed to Sports Information Director Eric Beovich via e-mail. Priority issuance of credentials will be given to daily media outlets that cover Middle Tennessee men's basketball on a regular basis. Other credential requests will be fulfilled on a space-available basis.

PHOTO/VIDEO CREDENTIALS

Arrangements for photo or video credentials for the 2019-20 men's basketball season should be directed to Sports Information Director Eric Beovich via e-mail. Priority issuance of credentials will be given to daily media outlets television stations that cover Middle Tennessee men's basketball on a regular basis. Other credential requests will be fulfilled on a space-available basis.

NBA SCOUT CREDENTIALS

Arrangements for NBA Scout credentials for the 2019-20 men's basketball season should be directed to Sports Information Director Eric Beovich via e-mail. Press row seating will be provided only if space is available, but scouts will be provided with one seat in the arena's lower bowl. Media guides, game notes and flipcards will also be provided for scouts when requested.

RADIO COVERAGE

Radio broadcast permission and press row reservations must be obtained in advance. Middle Tennessee maintains a courtesy line for use by schools who can provide reciprocal arrangements for the Blue Raider Network. A radio station wishing to obtain an ISDN line must contact Sports Information Director Eric Beovich via e-mail.

MEDIA PARKING

Parking space can be reserved with a request received by Sports Information Director Eric Beovich via e-mail at least one working day prior to the game. Media parking is located in the Greenland Drive parking lot. Satellite trucks will park on the north side of the Floyd Stadium pressbox and will enter off Middle Tennessee Boulevard via the fire lane just north of the Faulkinberry Road entrance.

GENERAL INFORMATION



MEDIA WILL CALL

For members of the media wishing to pick their credential up at media will call, it is located on the upstairs concourse on the northeast corner inside Murphy Center.

INTERNET ACCESS

Press row in Murphy Center is equipped with high-speed wireless internet. Media wishing to utilize the wireless internet simply need to connect to the Murphy Guest wireless network.

INTERNET GUIDELINES

The acceptance of media credentials is an acknowledgement of Middle Tennessee's rights to the game and play-by-play coverage and an outlet's agreement to abide by any restrictions Middle Tennessee may place on real-time play-by-play coverage and use of comprehensive game statistics. Failure to abide by these restrictions implemented by MT may result in revocation of press credentials.

Middle Tennessee reserves the right to grant approval for distribution of real-time play-by-play, game-related statistics, and information through the internet. ("real time" is defined as any online media providing live, continual play-by-play coverage, in-game statistics, digital photographs, or audio or video of an event.)

POSTGAME INTERVIEWS

After a 10-minute cooling off period, requested players and Head Coach Nick McDevitt will be made available to the media. The Blue Raider locker room is CLOSED both at home and on the road. At home, interviews will be conducted in the media room. On the road, requested players and Coach Davis will be brought to a designated area outside the locker room or to the visiting media room.

POSTGAME SERVICES

Complete individual and team statistics, play-by-play and postgame quotes will be available to the media following each game. One hour prior to tipoff, media packets containing game programs, flipcards, updated stats and game notes will be distributed in the media working area. A pregame meal is served in the media area approximately 90 minutes before tipoff.

RECRUITS

Per NCAA bylaws, media members may not have any contact with a prospect or their family members during on-campus visits (official or unofficial) of any sort. This includes in-person conversations, phone calls, text messages, e-mails, social media, etc.

WEBSITE

All of Middle Tennessee's press releases and statistics, as well as other information pertaining to the Athletic Department and men's basketball program, can be accessed at GoBlueRaiders.com. For more in-depth updates during the game, follow @MTAthletics and @MT_MBB on Twitter.

BLUE RAIDER NETWORK

Blue Raider basketball is on the air! The 2019-20 basketball season marks the 13th year of the Blue Raider Network under the umbrella of a joint venture between Middle Tennessee Athletics and Learfield Sports Marketing and continues a tradition of broadcasts dating back over 60 years.

The Blue Raider Network, which actually debuted in the 1940s, can be heard across the entire midstate area on ESPN Nashville Game 2 (94.9/95.1), NewsRadio WGNS in Murfreesboro (1450/100.5/101.9), and WDUC "The Duck" (93.9) in southern Middle Tennessee.

The combination of these three stations provides coverage to Middle Tennessee sports fans in a near 100-mile radius of Murfreesboro.

Game 2, WGNS, and The Duck will carry all Blue Raider football and men's basketball games along with the Rick Stockstill and Nick McDevitt LIVE! radio shows.

WGNS, which made its return to carrying Blue Raider Athletics in 2005, blankets the local area by reaching to McMinnville to the east, Columbia to the west and Gallatin to the north.

ESPN Nashville Game 2 has two signals that will carry all basketball broadcasts. Listeners in the Nashville area and north can tune in at 94.9 FM while Rutherford County listeners can listen on 95.1 FM.

WDUC "The Duck" originates its signal from Lynchburg, TN and covers the entire southern tier of the midstate and into North Alabama.

All Blue Raider football, men's and women's basketball and baseball broadcasts can also be heard on the Internet at GoBlueRaiders.com, the Blue Raider Gameday app, and on the TuneIn app on the Blue Raider Network's exclusive channel.

Nick McDevitt LIVE!

The Blue Raider Network carries Nick McDevitt LIVE! on all of the over the air and streaming outlets each Monday night from 7-8 p.m. The show airs from Sam's Sports Grill in Murfreesboro during the season and is open to the public.



“WELCOME
TO CAMPUS,”

THE HISTORIC
MURPHY CENTER

AND THE

HALLOWED
HARDWOOD

OF THE

MONTE HALE ARENA”

Since 1972-73, the Charles M. Murphy Athletic Center has been home to Middle Tennessee’s men’s and women’s basketball teams.

Over the years, the Murphy Center has seen many Ohio Valley Conference, Sun Belt Conference and Conference USA championship seasons.

The Blue Raider men enter the 48th season in Murphy Center just two wins shy of 500 victories in the “Glass House.”

Jimmy Earle coached from benches that were behind the baseline when Murphy Center first opened and is still second all-time in men’s basketball wins inside Murphy Center.

For seven seasons beginning in 1984, Bruce Stewart was MT’s head men’s coach, and he remains the program’s

leader in home winning percentage (82.5%).

In his 16 seasons as the Blue Raiders’ men’s coach, Kermit Davis amassed 178 total wins, most all-time in program history.

Davis and his team were nationally ranked in both polls for the first time in program history in his final home stand as MT’s coach after breaking into the Coaches Poll for the first time the season before.

Current head coach Nick McDevitt turned in a 9-5 record at home in his first season, including a 6-3 mark in C-USA play.

McDevitt and the Blue Raiders will play 15 games in 2019-20 on the “Hallowed Hardwood of the Monte Hale Arena.”



Largest Murphy Center Crowds

- | | | |
|-----|-------------------------------|--------|
| 1. | vs. WKU (2/26/04) | 11,807 |
| 2. | vs. Tennessee (11/21/08) | 11,802 |
| 3. | vs. Tennessee Tech (2/8/75) | 11,800 |
| 4. | vs. Austin Peay (1/26/74) | 11,600 |
| t5. | vs. WKU (3/1/75) | 11,520 |
| t5. | vs. Tennessee (3/18/88) | 11,520 |
| 7. | vs. Tennessee Tech (2/3/86) | 11,500 |
| 8. | vs. North Carolina (11/30/98) | 11,380 |
| 9. | vs. WKU (3/1/18) | 11,307 |
| 10. | vs. Austin Peay (1/27/75) | 10,800 |

*Murphy Center records on page 106-107

Coaching Win-Loss Records in Murphy Center

Jimmy Earle (1972-79)	82-19
Stan Simpson (1979-84)	43-21
Bruce Stewart (1984-91)	85-18
David Farrar (1991-96)	44-23
Randy Wiel (1996-2002)	57-24
Kermit Davis (2002-17)	178-53
Nick McDevitt (2018-pres.)	9-5
Total	498-163



EARLE



DAVIS



STEWART



MCDEVITT

C-USA PLAYERS OF THE YEAR



NICK KING

King made his only season as a Blue Raider count, as he became the program's first All-American and Karl Malone Award Finalist in addition to being named C-USA's Player of the year and Newcomer of the Year. A Memphis, Tennessee native, King played two

2018 C-USA Player of the Year
2018 USA Today All-American

seasons at Memphis and one season at Alabama before arriving in Murfreesboro. King averaged 21.0 points and 8.4 rebounds and shot 49.5% on his way to breaking the MT record for points in a single season (694). He was also named the Tennessee Sports Hall of Fame Amateur Male Athlete of the Year.



JACOREY WILLIAMS

After three years at Arkansas, Williams chose to spend his final collegiate season as a Blue Raider. The Birmingham, Alabama native became MT's second C-USA Player of the Year award recipient by averaging 17.3 points and 7.3 rebounds while shooting

2017 C-USA Player of the Year

53.3%. Williams was instrumental in leading the Blue Raiders back to the Round of 32 in the NCAA Tournament for the second consecutive season after defeating No. 5-seed Minnesota in the opening round. He was named TSWA Player of the Year and was a College Sports Madness All-High Major Second Team selection.



SHAWN JONES

Jones helped MT usher in the C-USA era by being named the league's Player of the Year in the Blue Raiders' first season as a member school. A Hialeah, Florida product, Jones led his team in scoring (14.2 ppg), rebounds (8.5 rpg), blocked

2014 C-USA Player of the Year

shots (63), and shooting percentage (57.7%) as a senior. He also became the third player in program history to amass 1,000 points, 500 rebounds, and 100 blocks in his career. At the end of the season, Jones played in the Reese's Division I College All-Star Game and was named to the NABC All-District First Team.

Other Conference Players of the Year for MT: LaRon Dendy (Sun Belt, 2012), Jerry Beck (OVC, 1982), Tim Sisneros (OVC, 1976), and George Sorrell (OVC, 1975).

POWER 5 WINS THIS DECADE



11-15-11 | Los Angeles, CA

86-66

MT shoots SBC record 90.9% from three-point range



12-08-12 | Murfreesboro, TN

65-62

Kerry Hammonds makes go-ahead jumper with 40 seconds remaining



03-18-16 | St. Louis, MO

90-81

Blue Raiders win over No. 2 Michigan State in NCAA Tournament



03-16-17 | Milwaukee, WI

81-72

Nine Blue Raiders score as MT downs No. 5 Minnesota to advance to Round of 32



12-21-11 | Southaven, MS

68-56

Kermit Davis ties Jimmy Earle's record for all-time wins at MT (164)



12-21-12 | Nashville, TN

56-52

MT erases nine-point deficit in second half to win at Bridgestone Arena



11-30-16 | Oxford, MS

77-62

MT goes wire-to-wire in Oxford behind 56.3% shooting from three



12-06-17 | Nashville, TN

66-63

King, Walters and Potts combine for 55 points in win at Memorial Gym



03-19-12 | Knoxville, TN

71-64

Raiders close game on 15-0 run to upset No. 1 Tennessee in NIT



12-12-15 | Nashville, TN

88-81

MT wins overtime thriller with five players in double-digit scoring



12-08-16 | Murfreesboro, TN

71-48

Giddy Potts pours in 27; Raiders dominate on both ends of the court



12-09-17 | Murfreesboro, TN

77-58

Nick King leads with 25 points; Raiders win fifth straight over SEC



Middle Tennessee experienced its first changing of the guard since 2002 last season, as head coach Nick McDevitt took the reins of the program from Kermit Davis, who departed for Ole Miss.

In his second season in Murfreesboro, McDevitt's squad is poised for increased success after a solid first year.

McDevitt, who came to MT after coaching his alma mater UNC Asheville for five years, showed promise in his first season, leading the Blue Raiders to some big Conference USA victories after playing one of the toughest non-conference slates in the nation.

Against the likes of NCAA Tournament participants Belmont, Lipscomb, Murray State and Ole Miss, not to mention national champion Virginia, Middle Tennessee finished its non-conference schedule 3-10. Then, after starting 0-4 in Conference USA, the Blue Raiders won eight of their final 14 games of the regular season, including three of the last four, to earn a berth in the C-USA Championship.

As the tourney's 12 seed, MT fell 70-61 to fifth-seeded UAB in the first round, a team it beat twice in the regular season, ending the Raiders' first season under McDevitt looking much improved from where they started.

They'll look to continue that momentum heading into this year, and with some reinforcements entering the fold alongside talented returners, the blue and white could be right back atop the C-USA standings come season's end.

Almost every statistical leader from last year's squad returns, including the top three scorers (Antonio Green, Donovan Sims and Reggie Scurry). Green, a senior, also shattered the program's single-season record with 105 made 3-pointers, while Sims, a junior from Murfreesboro, was the team's leader in assists and steals and second in made threes. Sophomore guard Jayce Johnson is also back, and while his stats from last season may not pop off the screen, he could be the team's best perimeter defender.

Joining the mix will be talented 6-foot-5 junior guard C.J. Jones, a transfer from Arkansas who redshirted last season, and fellow transfer Jo'Vontae Millner, a redshirt junior forward from Cape Fear Community College. A talented group of freshmen, including big men Tyson Jackson and Tyler Millin and guard Eli Lawrence, will enter the fold, and Anthony Crump, a 6-foot-8 redshirt freshman guard, also returns after making seven starts a year ago before an injury kept him out of the lineup.

Not to be left out, McDevitt's squad also benefits this season by having every assistant coach on the staff return. Sean Dixon and Wes Long have been on McDevitt's staff for multiple seasons, going back to their time together at UNC Asheville. Andre Morgan, who joined the staff last season after two years at UNC Greensboro, is also back for the Blue Raiders.

McDevitt will need his new weapons to mesh immediately, as Lipscomb, Belmont, Murray State and Ole Miss are back in the non-conference slate, alongside national power Villanova (Myrtle Beach Invitational tournament) and Atlantic 10 Conference title hopefuls St. Bonaventure and Rhode Island.

MT will start C-USA play on Jan. 2 at Old Dominion, and its conference home opener will be Jan. 9 against Marshall. The Blue Raiders' league schedule includes home matchups with preseason C-USA favorite WKU on Jan. 11 and third-place LA Tech Jan. 23. They'll travel to UTSA, which received a first-place vote in the preseason, as well as ODU and UTEP, who were tied for fourth in the preseason conference coaches poll, in other key C-USA matchups.

The second season in the McDevitt era kicks off Nov. 5 at home against Maryville College.



CONFERENCE USA

Conference USA Celebrates 25 Seasons

The 2019-20 academic year holds special meaning for Conference USA as the league embarks on a celebration of its 25th season. A reflection on a quarter-century of excellence in athletics, academics, community impact, and a commanding presence at the forefront of innovative initiatives all culminate in the conference's 25th anniversary on July 1, 2020. A league rich in history and tradition, C-USA has prided itself on upholding unwavering standards of success and integrity throughout the ever-changing landscape of collegiate athletics.

In conjunction with the year-long commemoration, C-USA announced its inaugural Hall of Fame class, highlighting 25 distinguished student-athletes, coaches and administrators who decorated the league's history and drove it to unprecedented heights. The names and faces of these C-USA legends, along with their storied careers, will be spotlighted throughout the 2019-20 academic year at conference championships and events. And to bring to life the grandeur of this quarter-century milestone, the league also unveiled a special edition of the C-USA logo and its signature stark with a silver metallic finish to represent its 25th anniversary and the magnitude of its illustrious history.

C-USA hopes you will join in the celebration of those who laid the foundation, built the legacy and watched it expand, whether that be in competition, in the classroom, in the community or behind the scenes.

To the C-USA family – to its members, student-athletes, fans and supporters, welcome to the 25th season.

Building The Next Generation of Great College Programs

Conference USA continues to compete and promote the success of its student-athletes. The league has adapted to the ever-changing landscape of collegiate athletics in its 25-year history, but the commitment to excellence, integrity, leadership and its student athletes in competition, academics and community is unwavering.

Conference USA enjoys a far-reaching fan base with its 14 members: Charlotte, FIU, Florida Atlantic, Louisiana Tech, Marshall, Middle Tennessee, North Texas, Old Dominion, Rice, Southern Miss, UAB, UTEP, UTSA and WKU.

Debuting in 1995, Conference USA teams have combined for 106 bowl appearances in football, 108 NCAA Tournament appearances in basketball, including three Final Fours, 73 NCAA baseball appearances including six College World Series

births, 92 NCAA soccer tournament appearances including four trips to the College Cup, and 40 individual national champions in track and field and cross country.

Success is not limited to athletic achievement as more than 237 Conference USA student-athletes have garnered Academic All-America honors, and more than 794 have achieved academic all-district laurels and thousands of student-athletes have earned a college degree.

Conference USA sponsors competition in 19 sports – nine for men (baseball, basketball, cross country, football, golf, soccer, tennis, and indoor and outdoor track and field) and 10 for women (basketball, cross country, golf, soccer, softball, swimming and diving, tennis, indoor and outdoor track and field, and volleyball).

The league promotes the scholar-athlete ideal, honoring outstanding academic achievement with numerous conference-sponsored awards, including the Commissioner's Honor Roll and the Commissioner's Academic Medal as well as sport-specific All-Academic teams.

C-USA annually awards postgraduate scholarships, along with the Sport Academic Awards, Scholar-Athletes of the Year and the Institutional Academic Excellence Award. Additionally, Conference USA presents a Spirit of Service Award three times each year, recognizing student-athletes who excel on the field, in the classroom and give back to the community through significant service efforts and participation.

The conference's footprint is concentrated with 14 members in 10 states and a combined area population of more than 30 million. With a commitment to community involvement, the conference developed several initiatives to maintain strong ties in C-USA cities, as well as with fans and alumni across the country. C-USA schools also place a priority on giving back to their communities through volunteer service with local and national organizations. Individually, student-athletes are recognized each season through the Spirit of Service award.

SUCCESS ON THE PLAYING FIELD

Conference USA performers have achieved great success in competition, placing the league among the top conferences in the nation.





- CONFERENCE USA -

Football

- 106 teams have earned bowl bids
- Eligible for the College Football Playoff
- Conference USA has six bowl affiliations for the 2019 season, as well as an additional secondary agreement. The Bad Boy Mowers Gasparilla (Tampa Bay), Cheribundi Boca Raton, New Mexico, R+L Carriers New Orleans, ServPro First Responder and either the Sofi Hawaii or DXL Frisco bowl are the primary tie-ins, along with the Walk-On's Independence Bowl in Shreveport, La.

Men's Basketball

- 137 postseason teams (56 NCAA, 50 NIT, 15 CBI, 14 CIT, 2 LV16)
- One National Championship title game appearance
- Three Final Four teams
- Seven Elite Eight NCAA Tournament teams
- One NIT Champion and five NIT semifinalists
- Two CBI Champions
- One CIT Championship
- Inaugural Las Vegas 16 Champion

Women's Basketball

- 54 NCAA Tournament appearances
- 68 WNIT appearances
- One Sweet 16 NCAA Tournament team
- Three WNIT semifinalists
- Two WBI Champions

Baseball

- 73 NCAA appearances
- Six College World Series appearances (2009, 2008, 2007, 2006, 2005 and 2001)
- 14 Super Regional appearances
- Has produced at least four NCAA teams in 10 of the past 15 seasons

In addition to the numerous NCAA Tournament berths, C-USA has sent three softball teams to the Women's College World Series and three volleyball teams to the NCAA Sweet 16. The league has also had 40 national champions in NCAA track and field competition, one national champion in diving, and numerous NCAA individual and team competitors in cross country, golf, swimming, tennis, and track and field. Overall, Conference USA teams and individuals have made more than 2,000 NCAA appearances.

SUCCESS OFF THE FIELD

C-USA institutions are among the nation's best in academic performance of student-athletes, bolstered by the fact that student-athletes at league schools have a higher graduation rate than the general student population. Among C-USA's 5,000 student-athletes, there are champions off the playing field as well. In 23 years, more than 37,000 student-athletes have been named to the Commissioner's Honor Roll or received the Commissioner's Academic Medal, indicative of outstanding achievement in the classroom. Honor Roll is awarded to student-athletes in conference sponsored sports that have achieved a 3.0 cumulative GPA or above, while Academic Medal recipients have achieved a 3.75 cumulative GPA or above.

C-USA ON TV

C-USA enjoys significant exposure through various multi-media partners. Partnerships include CBS Sports Network, Stadium, ESPN and Facebook. The multi-tiered selection process that is rooted in partnering with all entities has substantially increased the number of national, regional and digital appearances for football, men's and women's

basketball, and several other conference Olympic sports.

C-USA membership includes 10 institutions in the Top 75 television markets, seven in the Top 40 media markets and five in the Top 25 according to SNL Kagan. C-USA home markets include more than 13 million TV households with a total population of more than 30 million people.

CUSA.TV

Conference USA introduced CUSA TV (formerly the C-USA Digital Network) in the fall of 2016. Powered by Sidearm Sports, CUSA TV includes live streaming of non-televised events, video on demand, specialty events, regular-season and championship event highlights, press conferences and feature stories. Available exclusively at CUSA.tv, it is one-stop online access to the league and each school has its own branded channel and URL.

C-USA IN THE COMMUNITY

Conference USA values the performances of its student-athletes on and off the playing field. The league also places an emphasis on cultivating relationships in C-USA member communities through volunteer service and has implemented several initiatives designed to maintain strong ties within our communities, as well as with fans and alumni across the country. Individually, student-athletes are recognized each season through the Spirit of Service award.

GOVERNANCE

Conference USA has significant representation in the NCAA governance structure. The presidents of the member institutions serve as the league's Board of Directors.

A PROUD HISTORY

Conference USA was formed in 1995 and quickly emerged as one of the nation's top conferences. The conference unveiled its name, logo and commissioner April 24, 1995, in Chicago. The league's charter members were Charlotte, Cincinnati, DePaul, Houston, Louisville, Marquette, Memphis, Saint Louis, Southern Miss, Tulane, UAB and USF. Eleven of the institutions began athletic participation in 1995, while Houston joined competition in the fall of 1996.

The league's headquarters were established in Chicago and, after nine years, relocated to the current office in Irving, Texas. Britton Banowsky was named Commissioner in October 2002, succeeding Mike Slive, the league's first Commissioner. In October 2015, Judy MacLeod became the league's third Commissioner.

C-USA added East Carolina (September, 1996) and the United States Military Academy (March, 1997) as football members. ECU began league competition in 1997; Army in 1998 and UAB began football play in 1999. The league brought in TCU and ECU (1999) for all sports and they began competition in 2001. USF started C-USA football in 2003. Marshall, Rice, SMU, Tulsa, UCF and UTEP became full-time Conference USA members for all sports in 2005.

In 2013, charter member Charlotte returned to C-USA and was joined by new members FIU, Florida Atlantic, Louisiana Tech, Middle Tennessee, North Texas, Old Dominion and UTSA. WKU joined the league on July 1, 2014.

GENERAL INFORMATION





CONFERENCE USA PRESEASON POLL

1. WKU (13)	8. Middle Tennessee
2. UTSA (1)	9. Florida Atlantic
3. LA Tech	10. FIU
T4. UTEP	11. Marshall
T4. Old Dominion	12. Charlotte
6. UAB	13. Rice
7. North Texas	14. Southern Miss

CONFERENCE USA PRESEASON TEAM

Devon Andrews	Sr.	F	FIU
Jailyn Ingram	Jr.	F	Florida Atlantic
DaQuan Bracey	Sr.	G	LA Tech
Antonio Green	Sr.	G	Middle Tennessee
Xavier Green	Jr.	G	Old Dominion
Zack Bryant	Jr.	G	UAB
Jhivvan Jackson	Jr.	G	UTSA
Keaton Wallace	Jr.	G	UTSA
Charles Bassey	So.	F	WKU
Taveion Hollingsworth	Jr.	G	WKU



Dates: March 11-14, 2020
Location: Frisco, Texas
Venue: Ford Center at The Star

GAME SCHEDULE

<i>Wed., March 11</i>	
Game 1 (ESPN+)	6:00 PM
Game 2 (ESPN+)	6:30 PM
Game 3 (ESPN+)	8:30 PM
Game 4 (ESPN+)	9:00 PM
<i>Thurs., March 12</i>	
Quarterfinal 1 (Stadium)	6:00 PM
Quarterfinal 2 (Stadium)	6:30 PM
Quarterfinal 3 (Stadium)	8:30 PM
Quarterfinal 4 (Stadium)	9:00 PM
<i>Fri., March 13</i>	
Semifinal 1 (CBS Sports Network)	12:30 PM
Semifinal 2 (CBS Sports Network)	3:00 PM
<i>Sat., March 14</i>	
C-USA Championship Game (CBS Sports Network)	7:30 PM

PAST CHAMPIONSHIP GAMES

1996	Cincinnati 85, Marquette 84 (OT)
1997	Marquette 60, Charlotte 52
1998	Cincinnati 71, Charlotte 57
1999	Charlotte 68, Louisville 59
2000	Saint Louis 56, DePaul 49
2001	Charlotte 80, Cincinnati 72
2002	Cincinnati 77, Marquette 63
2003	Louisville 83, UAB 78
2004	Cincinnati 55, DePaul 50
2005	Louisville 75, Memphis 74
2006	Memphis 57, UAB 46
2007	Memphis 71, Houston 59
2008	Memphis 77, Tulsa 51
2009	Memphis 64, Tulsa 39
2010	Houston 81, UTEP 73
2011	Memphis 67, UTEP 66
2012	Memphis 83, Marshall 57
2013	Memphis 91, Southern Miss 79 (2OT)
2014	Tulsa 69, LA Tech 60
2015	UAB 73, Middle Tennessee 60
2016	Middle Tennessee 55, Old Dominion 53
2017	Middle Tennessee 83, Marshall 72
2018	Marshall 67, WKU 66
2019	Old Dominion 62, WKU 56



M I D D L E T E N N E S S E E M E N ' S B A S K E T B A L L

SCHEDULE/OPPONENTS



- 2019-20 SCHEDULE -

NOVEMBER

Tuesday	Nov 5	Maryville (TN) (C-USA TV)	Murfreesboro, TN	11:00 AM
Saturday	Nov 9	@ Lipscomb (ESPN+)	Nashville, TN	3:00 PM
Wednesday	Nov 13	Mars Hill (C-USA TV)	Murfreesboro, TN	6:30 PM
Monday	Nov 18	@ Coastal Carolina (ESPN+)	Conway, SC	6:00 PM
Thursday	Nov 21	vs. Villanova ^ (ESPN2/U)	Conway, SC	10:30 AM
Friday	Nov 22	vs. Mississippi State/Tulane ^ (ESPN2/U)	Conway, SC	TBA
Sunday	Nov 24	vs. TBA ^ (ESPN/2/U/News)	Conway, SC	TBA
Saturday	Nov 30	Belmont (Stadium)	Murfreesboro, TN	7:30 PM

DECEMBER

Tuesday	Dec 3	Columbia International (C-USA TV)	Murfreesboro, TN	6:30 PM
Saturday	Dec 7	@ Murray State (ESPN+)	Murray, KY	7:00 PM
Saturday	Dec 14	@ Ole Miss (SEC Network)	Oxford, MS	2:00 PM
Saturday	Dec 21	St. Bonaventure (C-USA TV)	Murfreesboro, TN	2:00 PM
Sunday	Dec 29	Rhode Island (C-USA TV)	Murfreesboro, TN	3:30 PM

JANUARY

Thursday	Jan 2	@ Old Dominion * (ESPN+)	Norfolk, VA	6:00 PM
Saturday	Jan 4	@ Charlotte * (ESPN+)	Charlotte, NC	3:00 PM
Thursday	Jan 9	Marshall * (ESPN+)	Murfreesboro, TN	6:30 PM
Saturday	Jan 11	WKU * (CBSSN)	Murfreesboro, TN	5:00 PM
Thursday	Jan 16	@ Florida Atlantic * (ESPN+)	Boca Raton, FL	6:00 PM
Saturday	Jan 18	@ FIU * (ESPN+)	Miami, FL	6:00 PM
Thursday	Jan 23	LA Tech * (ESPN+)	Murfreesboro, TN	6:30 PM
Saturday	Jan 25	Southern Miss * (ESPN+)	Murfreesboro, TN	5:00 PM
Thursday	Jan 30	@ UTEP * (ESPN+)	El Paso, TX	8:00 PM

FEBRUARY

Saturday	Feb 1	@ UTSA * (ESPN+)	San Antonio, TX	3:00 PM
Thursday	Feb 6	North Texas * (ESPN+)	Murfreesboro, TN	6:30 PM
Saturday	Feb 8	Rice * (C-USA TV)	Murfreesboro, TN	5:00 PM
Wednesday	Feb 12	@ UAB * (ESPN+)	Birmingham, AL	7:00 PM
Saturday	Feb 15	UAB * (ESPN+)	Murfreesboro, TN	2:00 PM
Saturday	Feb 22	C-USA Bonus Play *	TBA	TBA
Thursday	Feb 27	C-USA Bonus Play *	TBA	TBA

MARCH

Sunday	March 1	C-USA Bonus Play *	TBA	TBA
Wednesday	March 4	C-USA Bonus Play *	TBA	TBA
Saturday	March 7	C-USA Bonus Play *	TBA	TBA
Wed.-Sat.	March 11-14	Conference USA Championship !	Frisco, TX	TBA

^ – Myrtle Beach Invitational (Conway, S.C.)

* – Conference USA game

! – The Ford Center at The Star (Frisco, Texas)

All times central and subject to change

MARYVILLE SCOTS // FIRST MEETING



11.05 // Murfreesboro, TN

GENERAL INFORMATION	TEAM INFORMATION	COMMUNICATIONS
Location: Maryville, TN Enrollment: 1,181 President: Dr. Tom Bogart Athletic Director: Kandise Schram Arena: Boydson Baird Gymnasium Colors: Orange & Garnet Nickname: Scots Conference: USA South Athletic	2018-19 Record: 21-8, 14-4 2018-19 Finish: 2nd USA South 2018-19 Postseason: NCAA D-III Round 1 Letterwinners R/L: 7/8 Starters R/L: 1/4 Head Coach: Raul Placeres Record at School: 1st Season Career Record: 1st Season	SID: Eric Etchison Office: (865) 981-8283 Cell: (865) 850-8103 E-Mail: eric.etchison@maryvillecollege.edu Website: mcscots.com Twitter: @MCScoTs

LIPSCOMB BISONS // MT LEADS SERIES 32-20



11.09 // Nashville, TN

GENERAL INFORMATION	TEAM INFORMATION	COMMUNICATIONS
Location: Nashville, TN Enrollment: 4,585 President: Dr. L. Randolph Lowry III Athletic Director: Philip Hutcheson Arena: Allen Arena (5,028) Colors: Purple & Gold Nickname: Bisons Conference: ASUN	2018-19 Record: 29-8, 14-2 2018-19 Finish: 1st ASUN 2018-19 Postseason: NIT Finals Letterwinners R/L: 8/7 Starters R/L: 1/4 Head Coach: Lennie Acuff Record at School: 1st Season Career Record: 533-313 (29 Seasons)	SID: Kirk Downs Office: (615) 966-5457 Cell: (662) 322-3275 E-Mail: kirk.downs@lipscomb.edu Website: lipscombsports.com Twitter: @LipscombMBB

MARS HILL LIONS // FIRST MEETING



11.13 // Murfreesboro, TN

GENERAL INFORMATION	TEAM INFORMATION	COMMUNICATIONS
Location: Mars Hill, NC Enrollment: 1,200 President: Tony Floyd Athletic Director: Rick Baker Arena: Stanford Arena (2,300) Colors: Royal Blue & Gold Nickname: Lions Conference: South Atlantic	2018-19 Record: 9-19, 3-17 2018-19 Finish: 10th South Atlantic 2018-19 Postseason: N/A Letterwinners R/L: 9/8 Starters R/L: 4/1 Head Coach: Vic Finora Record at School: 19-64 (3 Seasons) Career Record: 19-64 (3 Seasons)	SID: Adam Williams Office: (828) 689-1363 Cell: (570) 994-8049 E-Mail: avilliams@mh.u.edu Website: marshillions.com Twitter: @MarsHill_MBB

COASTAL CAROLINA CHANTICLEERS // FIRST MEETING



11.18 // Conway, SC

GENERAL INFORMATION	TEAM INFORMATION	COMMUNICATIONS
Location: Conway, SC Enrollment: 10,641 President: Dr. David A. DeCenzo Athletic Director: Matt Hogue Arena: HTC Center (3,212) Colors: Teal, Bronze & Black Nickname: Chanticleers Conference: Sun Belt	2018-19 Record: 17-17, 9-9 2018-19 Finish: T-6th Sun Belt 2018-19 Postseason: CBI Quarterfinals Letterwinners R/L: 7/7 Starters R/L: 3/2 Head Coach: Cliff Ellis Record at School: 230-164 (12 Seasons) Career Record: 842-513 (45 Seasons)	SID: Darrell Orand Office: (843) 349-6467 Cell: (843) 333-4067 E-Mail: dorand@coastal.edu Website: goccusports.com Twitter: @CoastalMBB

VILLANOVA WILDCATS // VU LEADS SERIES 1-0



11.21 // Conway, SC

GENERAL INFORMATION	TEAM INFORMATION	COMMUNICATIONS
Location: Villanova, PA Enrollment: 6,390 President: Rev. Peter M. Donohue Athletic Director: Mark Jackson Arena: Finneran Pavilion (6,500) Colors: Blue & White Nickname: Wildcats Conference: Big East	2018-19 Record: 26-10, 13-5 2018-19 Finish: 1st Big East 2018-19 Postseason: NCAA Round 2 Letterwinners R/L: 7/6 Starters R/L: 3/2 Head Coach: Jay Wright Record at School: 448-175 (18 Seasons) Career Record: 570-260 (25 Seasons)	SID: Mike Sheridan Office: (610) 519-4145 Cell: E-Mail: michael.sheridan@villanova.edu Website: villanova.com Twitter: @NovaMBB

- 2019-20 OPPONENTS -

MISSISSIPPI STATE BULLDOGS // MSU LEADS SERIES 1-0



11.22 // Conway, SC

GENERAL INFORMATION	TEAM INFORMATION	COMMUNICATIONS
Location: Starkville, MS Enrollment: 22,201 President: Dr. Mark Keenum Athletic Director: John Cohen Arena: Humphrey Coliseum (10,575) Colors: Maroon & White Nickname: Bulldogs Conference: Southeastern	2018-19 Record: 23-11, 10-8 2018-19 Finish: T-6th SEC 2018-19 Postseason: NCAA Round 1 Letterwinners R/L: 9/4 Starters R/L: 2/3 Head Coach: Ben Howland Record at School: 78-56 (4 Seasons) Career Record: 479-262 (23 Seasons)	SID: Matt Dunaway Office: (662) 325-3595 Cell: (727) 215-3857 E-Mail: mdunaway@athletics.msstate.edu Website: hailstate.com Twitter: @HailStateMBK

TULANE GREEN WAVE // MT LEADS SERIES 1-0



11.22 // Conway, SC

GENERAL INFORMATION	TEAM INFORMATION	COMMUNICATIONS
Location: New Orleans, LA Enrollment: 13,449 President: Dr. Michael Fitts Athletic Director: Troy Dannen Arena: Avron B. Fogelman Arena (4,000) Colors: Olive & Blue Nickname: Green Wave Conference: American Athletic	2018-19 Record: 4-27, 0-18 2018-19 Finish: 12th AAC 2018-19 Postseason: N/A Letterwinners R/L: 6/7 Starters R/L: 1/4 Head Coach: Ron Hunter Record at School: 1st Season Career Record: 445-314 (25 Seasons)	SID: Adam Miller Office: (504) 314-7219 Cell: (504) 214-7249 E-Mail: amiller10@tulane.edu Website: tulane.greenwave.com Twitter: @GreenWaveMBB

BAYLOR BEARS // FIRST MEETING



11.24 // Conway, SC

GENERAL INFORMATION	TEAM INFORMATION	COMMUNICATIONS
Location: Waco, TX Enrollment: 18,033 President: Dr. Linda Livingstone Athletic Director: Mack Rhoades Arena: Ferrell Center (10,284) Colors: Baylor Green & University Gold Nickname: Bears Conference: Big 12	2018-19 Record: 20-14, 10-8 2018-19 Finish: 4th Big 12 2018-19 Postseason: NCAA Round 2 Letterwinners R/L: 8/4 Starters R/L: 2/3 Head Coach: Scott Drew Record at School: 316-209 (16 Seasons) Career Record: 336-220 (17 Seasons)	SID: David Kaye Office: (254) 710-4389 Cell: (254) 709-5147 E-Mail: david_kaye@baylor.edu Website: baylorbears.com Twitter: @BaylorMBB

OHIO BOBCATS // OU LEADS SERIES 2-0



11.24 // Conway, SC

GENERAL INFORMATION	TEAM INFORMATION	COMMUNICATIONS
Location: Athens, OH Enrollment: 34,443 President: Dr. M. Duane Nellis Athletic Director: Julie Cromer Arena: Convocation Center (13,000) Colors: Green & White Nickname: Bobcats Conference: Mid-American	2018-19 Record: 14-17, 6-12 2018-19 Finish: 6th MAC East 2018-19 Postseason: N/A Letterwinners R/L: 5/10 Starters R/L: 1/4 Head Coach: Jeff Boals Record at School: 1st Season Career Record: 55-41 (3 Seasons)	SID: Sara Legarsky Office: (740) 597-1837 Cell: (724) 464-4376 E-Mail: legarsky@ohio.edu Website: ohiobobcats.com Twitter: @OhioMBBasketball

UTAH UTES // FIRST MEETING



11.24 // Conway, SC

GENERAL INFORMATION	TEAM INFORMATION	COMMUNICATIONS
Location: Salt Lake City, UT Enrollment: 33,023 President: Dr. Ruth V. Watkins Athletic Director: Mark Harlan Arena: Jon M. Huntsman Center (15,000) Colors: Red & White Nickname: Utes Conference: Pac-12	2018-19 Record: 17-14, 11-7 2018-19 Finish: 3rd Pac-12 2018-19 Postseason: N/A Letterwinners R/L: 5/8 Starters R/L: 2/3 Head Coach: Larry Krystkowiak Record at School: 155-111 (8 Seasons) Career Record: 197-131 (10 Seasons)	SID: John Vu Office: (801) 587-7298 Cell: (714) 728-9163 E-Mail: jvu@huntsman.utah.edu Website: utahutes.com Twitter: @UtahMBB



BELMONT BRUINS // MT LEADS SERIES 22-17



11.30 // Murfreesboro, TN

GENERAL INFORMATION	TEAM INFORMATION	COMMUNICATIONS
Location: Nashville, TN Enrollment: 8,481 President: Dr. Robert C. Fisher Athletic Director: Scott Corley Arena: Curb Event Center (5,000) Colors: Navy, Red & White Nickname: Bruins Conference: Ohio Valley	2018-19 Record: 27-6, 16-2 2018-19 Finish: T-1st OVC 2018-19 Postseason: NCAA Round 1 Letterwinners R/L: 10/3 Starters R/L: 3/2 Head Coach: Casey Alexander Record at School: 1st Season Career Record: 137-120 (8 Seasons)	SID: Greg Sage Office: (615) 460-6698 Cell: (615) 512-3633 E-Mail: greg.sage@belmont.edu Website: belmontbruins.com Twitter: @BelmontMBB

COLUMBIA INTERNATIONAL RAMS // FIRST MEETING



12.03 // Murfreesboro, TN

GENERAL INFORMATION	TEAM INFORMATION	COMMUNICATIONS
Location: Columbia, SC Enrollment: 500 President: Dr. Mark Smith Athletic Director: James Whitaker Arena: Moore Fitness Center Colors: Navy Blue & Gold Nickname: Rams Conference: Appalachian Athletic	2018-19 Record: 18-16, 10-12 2018-19 Finish: 7th AAC 2018-19 Postseason: NCAA Round 1 Letterwinners R/L: 6/8 Starters R/L: 4/1 Head Coach: Tony Stockman Record at School: 1st Season Career Record: 131-73 (6 Seasons)	SID: Gordie Frierson Office: (803) 807-5256 Cell: E-Mail: gordie.frierson@ciu.edu Website: ciurams.com Twitter: @CIURams

MURRAY STATE RACERS // MSU LEADS SERIES 104-37



12.07 // Murray, KY

GENERAL INFORMATION	TEAM INFORMATION	COMMUNICATIONS
Location: Murray, KY Enrollment: 10,988 President: Dr. Bob Jackson Athletic Director: Kevin Saal Arena: CFSB Center (8,600) Colors: Navy & Gold Nickname: Racers Conference: Ohio Valley	2018-19 Record: 28-5, 16-2 2018-19 Finish: T-1st OVC 2018-19 Postseason: NCAA Round 2 Letterwinners R/L: 6/5 Starters R/L: 2/3 Head Coach: Kermit McMahon Record at School: 87-42 (4 Seasons) Career Record: 87-42 (4 Seasons)	SID: Dave Winder Office: (270) 809-4271 Cell: (270) 293-0566 E-Mail: dwinder@murraystate.edu Website: goracers.com Twitter: @RacersHoops

OLE MISS REBELS // MT LEADS SERIES 6-5



12.14 // Oxford, MS

GENERAL INFORMATION	TEAM INFORMATION	COMMUNICATIONS
Location: Oxford, MS Enrollment: 23,090 President: Larry Sparks (Interim) Athletic Director: Keith Carter (Interim) Arena: The Pavilion at Ole Miss (9,500) Colors: Cardinal Red & Navy Blue Nickname: Rebels Conference: Southeastern	2018-19 Record: 20-13, 10-6 2018-19 Finish: T-6th SEC 2018-19 Postseason: NCAA Round 1 Letterwinners R/L: 5/7 Starters R/L: 3/2 Head Coach: Kermit Davis Record at School: 20-13 (1 Season) Career Record: 423-251 (21 Seasons)	SID: Adam Kuffner Office: (662) 915-7031 Cell: (662) 816-0497 E-Mail: kuffner@olemiss.edu Website: olemisssports.com Twitter: @OleMissMBB

ST. BONAVENTURE BONNIES // SBU LEADS 1-0



12.21 // Murfreesboro, TN

GENERAL INFORMATION	TEAM INFORMATION	COMMUNICATIONS
Location: St. Bonaventure, NY Enrollment: 2,372 President: Dr. Dennis R. DePerro Athletic Director: Tim Kenney Arena: Reilly Center (5,480) Colors: Brown & White Nickname: Bonnies Conference: Atlantic 10	2018-19 Record: 18-16, 12-6 2018-19 Finish: 4th A-10 2018-19 Postseason: N/A Letterwinners R/L: 5/8 Starters R/L: 3/2 Head Coach: Mark Schmidt Record at School: 210-168 (12 Seasons) Career Record: 292-258 (18 Seasons)	SID: Scott Eddy Office: (716) 375-4019 Cell: E-Mail: seddy@sbu.edu Website: gobonnies.com Twitter: @BonniesMBB

- 2019-20 OPPONENTS -

RHODE ISLAND RAMS // URI LEADS SERIES 1-0



GENERAL INFORMATION
 Location: Kingston, RI
 Enrollment: 18,072
 President: David M. Dooley
 Athletic Director: Thorr Bjorn
 Arena: Ryan Center (7,657)
 Colors: Keaney Blue, White & Navy Blue
 Nickname: Rams
 Conference: Atlantic 10

TEAM INFORMATION
 2018-19 Record: 18-15, 9-9
 2018-19 Finish: 8th A-10
 2018-19 Postseason: N/A
 Letterwinners R/L: 6/3
 Starters R/L: 5/0
 Head Coach: David Cox
 Record at School: 18-15 (1 Season)
 Career Record: 18-15 (1 Season)

COMMUNICATIONS
 SID: Shane Donaldson
 Office: (401) 874-2409
 Cell: (508) 509-7299
 E-Mail: shane_donaldson@uri.edu
 Website: gorhody.com
 Twitter: @RhodyMBB

12.29 // Murfreesboro, TN

OLD DOMINION MONARCHS // MT LEADS SERIES 9-1



GENERAL INFORMATION
 Location: Norfolk, VA
 Enrollment: 24,672
 President: John R. Broderick
 Athletic Director: Dr. Wood Selig
 Arena: Ted Constant Convocation Center (8,472)
 Colors: Slate Blue, Silver & Light Blue
 Nickname: Monarchs
 Conference: Conference USA

TEAM INFORMATION
 2018-19 Record: 26-9, 13-5
 2018-19 Finish: 1st C-USA
 2018-19 Postseason: NCAA Round 1
 Letterwinners R/L: 6/4
 Starters R/L: 2/3
 Head Coach: Jeff Jones
 Record at School: 140-67 (6 Seasons)
 Career Record: 497-354 (27 Seasons)

COMMUNICATIONS
 SID: Grant Gardner
 Office: (757) 683-5520
 Cell: (804) 245-0283
 E-Mail: gagardne@odu.edu
 Website: odusports.com
 Twitter: @ODUMensHoops

01.02 // Norfolk, VA

CHARLOTTE 49ERS // MT LEADS SERIES 9-1



GENERAL INFORMATION
 Location: Charlotte, NC
 Enrollment: 28,721
 President: Dr. Phillip Dubois
 Athletic Director: Mike Hill
 Arena: Halton Arena (9,105)
 Colors: Green & White
 Nickname: 49ers
 Conference: Conference USA

TEAM INFORMATION
 2018-19 Record: 8-21, 5-13
 2018-19 Finish: 13th C-USA
 2018-19 Postseason: N/A
 Letterwinners R/L: 5/5
 Starters R/L: 2/3
 Head Coach: Ron Sanchez
 Record at School: 8-21 (1 Season)
 Career Record: 8-21 (1 Season)

COMMUNICATIONS
 SID: Brent Stastny
 Office: (704) 687-1021
 Cell: (980) 253-4951
 E-Mail: bmstastn@uncc.edu
 Website: charlotte49ers.com
 Twitter: @CharlotteMBB

01.04 // Charlotte, NC

MARSHALL THUNDERING HERD // MT LEADS SERIES 11-6



GENERAL INFORMATION
 Location: Huntington, WV
 Enrollment: 13,631
 President: Dr. Jerome Gilbert
 Athletic Director: Mike Hamrick
 Arena: Cam Henderson Center (9,043)
 Colors: Kelly Green & White
 Nickname: Thundering Herd
 Conference: Conference USA

TEAM INFORMATION
 2018-19 Record: 23-14, 11-7
 2018-19 Finish: 6th C-USA
 2018-19 Postseason: CIT Champions
 Letterwinners R/L: 8/5
 Starters R/L: 3/2
 Head Coach: Dan D'Antoni
 Record at School: 96-76 (5 Seasons)
 Career Record: 96-76 (5 Seasons)

COMMUNICATIONS
 SID: Cody Linn
 Office: (704) 687-2418
 Cell: (740) 424-6342
 E-Mail: linncc@marshall.edu
 Website: herdzone.com
 Twitter: @HerdMBB

01.09 // Murfreesboro, TN

WKU HILLTOPPERS // WKU LEADS SERIES 94-43



GENERAL INFORMATION
 Location: Bowling Green, KY
 Enrollment: 19,461
 President: Dr. Timothy C. Caboni
 Athletic Director: Todd Stewart
 Arena: E.A. Diddle Arena (7,523)
 Colors: Red & White
 Nickname: Hilltoppers
 Conference: Conference USA

TEAM INFORMATION
 2018-19 Record: 20-14, 11-7
 2018-19 Finish: T-2nd C-USA
 2018-19 Postseason: N/A
 Letterwinners R/L: 4/6
 Starters R/L: 4/1
 Head Coach: Rick Stansbury
 Record at School: 62-42 (3 Seasons)
 Career Record: 355-208 (17 Seasons)

COMMUNICATIONS
 SID: Zach Greenwell
 Office: (270) 745-5045
 Cell: (270) 668-4716
 E-Mail: zachary.greenwell@wku.edu
 Website: wkusports.com
 Twitter: @WKUBasketball

01.11 // Murfreesboro, TN

FLORIDA ATLANTIC OWLS // MT LEADS SERIES 19-5



01.16 // Boca Raton, FL

GENERAL INFORMATION
 Location: Boca Raton, FL
 Enrollment: 30,759
 President: John Kelly
 Athletic Director: Brian White
 Arena: FAU Arena (2,980)
 Colors: Blue & Red
 Nickname: Owls
 Conference: Conference USA

TEAM INFORMATION
 2018-19 Record: 17-16, 8-10
 2018-19 Finish: T-9th C-USA
 2018-19 Postseason: CIT Round 1
 Letterwinners R/L: 7/5
 Starters R/L: 4/1
 Head Coach: Dusty May
 Record at School: 17-16 (1 Season)
 Career Record: 17-16 (1 Season)

COMMUNICATIONS
 SID: Justin Johnson
 Office: (561) 302-0461
 Cell: (561) 302-0461
 E-Mail: jjohn218@fau.edu
 Website: fausports.com
 Twitter: @FAU_Hoops

FIU PANTHERS // MT LEADS SERIES 30-9



01.18 // Miami, FL

GENERAL INFORMATION
 Location: Miami, FL
 Enrollment: 54,000
 President: Dr. Mark B. Rosenberg
 Athletic Director: Pete Garcia
 Arena: Ocean Bank Convocation Center (5,000)
 Colors: Blue & Gold
 Nickname: Panthers
 Conference: Conference USA

TEAM INFORMATION
 2018-19 Record: 20-14, 10-8
 2018-19 Finish: 7th C-USA
 2018-19 Postseason: CIT Round 2
 Letterwinners R/L: 6/7
 Starters R/L: 4/1
 Head Coach: Jeremy Ballard
 Record at School: 20-14 (1 Season)
 Career Record: 20-14 (1 Season)

COMMUNICATIONS
 SID: Christina Anderson
 Office: (305) 348-1496
 Cell:
 E-Mail: Website: fiusports.com
 Twitter: @FIUHoops

LOUISIANA TECH BULLDOGS // LA TECH LEADS SERIES 12-5



01.23 // Murfreesboro, TN

GENERAL INFORMATION
 Location: Ruston, LA
 Enrollment: 12,467
 President: Dr. Les Guice
 Athletic Director: Tommy McClelland
 Arena: Thomas Assembly Center (8,000)
 Colors: Red & Blue
 Nickname: Bulldogs
 Conference: Conference USA

TEAM INFORMATION
 2018-19 Record: 20-13, 9-9
 2018-19 Finish: 8th C-USA
 2018-19 Postseason: N/A
 Letterwinners R/L: 9/3
 Starters R/L: 4/1
 Head Coach: Eric Konkol
 Record at School: 83-49 (4 Seasons)
 Career Record: 83-49 (4 Seasons)

COMMUNICATIONS
 SID: Kane McGuire
 Office: (318) 257-5314
 Cell: (318) 549-2161
 E-Mail: kmcguire@latech.edu
 Website: latechsports.com
 Twitter: @LATechHoops

SOUTHERN MISS GOLDEN EAGLES // MT LEADS SERIES 8-3



01.25 // Murfreesboro, TN

GENERAL INFORMATION
 Location: Hattiesburg, MS
 Enrollment: 14,845
 President: Jeremy McClain
 Athletic Director: Jon Gilbert
 Arena: Reed Green Coliseum (8,095)
 Colors: Black & Gold
 Nickname: Golden Eagles
 Conference: Conference USA

TEAM INFORMATION
 2018-19 Record: 20-13, 11-7
 2018-19 Finish: T-2nd C-USA
 2018-19 Postseason: CBI Round 1
 Letterwinners R/L: 6/9
 Starters R/L: 1/4
 Head Coach: Jay Ladner
 Record at School: 1st Season
 Career Record: 76-88 (5 Seasons)

COMMUNICATIONS
 SID: David Cohen
 Office: (601) 266-6240
 Cell: (817) 739-6585
 E-Mail: david.cohen@usm.edu
 Website: southernmiss.com
 Twitter: @SouthernMissMBB

UTEP MINERS // MT LEADS SERIES 7-3



01.30 // El Paso, TX

GENERAL INFORMATION
 Location: El Paso, Texas
 Enrollment: 25,0151
 President: Dr. Heather Wilson
 Athletic Director: Jim Senter
 Arena: Don Haskins Center
 Colors: Dur Blue, Orange & Silver
 Nickname: Miners
 Conference: Conference USA

TEAM INFORMATION
 2018-19 Record: 8-21, 3-15
 2018-19 Finish: 14th C-USA
 2018-19 Postseason: N/A
 Letterwinners R/L: 6/3
 Starters R/L: 3/2
 Head Coach: Rodney Terry
 Record at School: 8-21 (1 Season)
 Career Record: 134-129 (8 Seasons)

COMMUNICATIONS
 SID: Drew Bonney
 Office: (915) 747-7447
 Cell: (915) 309-4478
 E-Mail: arbonney@utep.edu
 Website: utepminers.com
 Twitter: @UTEP_MBB

- 2019-20 OPPONENTS -

UTSA ROADRUNNERS // MT LEADS SERIES 6-1



02.01 // San Antonio, TX

GENERAL INFORMATION

Location: San Antonio, TX
 Enrollment: 30,674
 President: Dr. Taylor Eighmy
 Athletic Director: Lisa Campos
 Arena: Convocation Center (2,650)
 Colors: Navy Blue, Orange & White
 Nickname: Roadrunners
 Conference: Conference USA

TEAM INFORMATION

2018-19 Record: 17-15, 11-7
 2018-19 Finish: T-2nd C-USA
 2018-19 Postseason: N/A
 Letterwinners R/L: 7/6
 Starters R/L: 3/2
 Head Coach: Steve Henson
 Record at School: 51-49 (3 Seasons)
 Career Record: 51-49 (3 Seasons)

COMMUNICATIONS

SID: Brent Ingram
 Office:
 Cell: (210) 845-8651
 E-Mail: brentingram@utsa.edu
 Website: goutsa.com
 Twitter: @UTSAmbb

NORTH TEXAS MEAN GREEN // MT LEADS SERIES 15-8



02.06 // Murfreesboro, TN

GENERAL INFORMATION

Location: Denton, TX
 Enrollment: 37,979
 President: Dr. Neal J. Smatresk
 Athletic Director: Wren Baker
 Arena: The Super Pit (10,500)
 Colors: Kelly Green & White
 Nickname: Mean Green
 Conference: Conference USA

TEAM INFORMATION

2018-19 Record: 20-12, 8-10
 2018-19 Finish: T-9th C-USA
 2018-19 Postseason: N/A
 Letterwinners R/L: 6/4
 Starters R/L: 3/3
 Head Coach: Grant McCasland
 Record at School: 41-30 (2 Seasons)
 Career Record: 61-42 (3 Seasons)

COMMUNICATIONS

SID: Luke Della
 Office: (940) 369-7980
 Cell: (510) 725-2130
 E-Mail: luke.della@unt.edu
 Website: meangreensports.com
 Twitter: @MeanGreenMBB

RICE OWLS // MT LEADS SERIES 6-4



02.08 // Murfreesboro, TN

GENERAL INFORMATION

Location: Houston, Texas
 Enrollment: 6,628
 President: David W. Leebron
 Athletic Director: Joe Karlgaard
 Arena: Tudor Fieldhouse (5,208)
 Colors: Blue & Gray
 Nickname: Owls
 Conference: Conference USA

TEAM INFORMATION

2018-19 Record: 13-19, 8-10
 2018-19 Finish: T-11th C-USA
 2018-19 Postseason: N/A
 Letterwinners R/L: 9/4
 Starters R/L: 4/2
 Head Coach: Scott Pera
 Record at School: 20-43 (2 Seasons)
 Career Record: 20-43 (2 Seasons)

COMMUNICATIONS

SID: Tim Andrzejewski
 Office: (713) 348-3929
 Cell: (662) 312-7663
 E-Mail: Tim.Andrzejewski@rice.edu
 Website: riceowls.com
 Twitter: @UABBasketball

UAB BLAZERS // UAB LEADS SERIES 11-9



02.12 // Birmingham, AL
 02.15 // Murfreesboro, TN

GENERAL INFORMATION

Location: Birmingham, AL
 Enrollment: 21,923
 President: Dr. Ray Watts
 Athletic Director: Mark Ingram
 Arena: Bartow Arena (8,500)
 Colors: Forest Green & Old Gold
 Nickname: Blazers
 Conference: Conference USA

TEAM INFORMATION

2018-19 Record: 20-15, 10-8
 2018-19 Finish: 5th C-USA
 2018-19 Postseason: CBI Round 1
 Letterwinners R/L: 6/4
 Starters R/L: 2/3
 Head Coach: Robert Ehsan
 Record at School: 57-44 (3 Seasons)
 Career Record: 57-44 (3 Seasons)

COMMUNICATIONS

SID: Ryan Gavatorra
 Office: (205) 934-0722
 Cell: (205) 645-6031
 E-Mail: rg1@uab.edu
 Website: uabsports.com
 Twitter: @UAB_MBB



2019-20 BLUE RAIDERS

M I D D L E T E N N E S S E E M E N ' S B A S K E T B A L L



- 2019-20 ROSTER -

NUMERICAL ROSTER						
NO.	NAME	POS.	HT.	WT.	CL.	HOMETOWN / PREVIOUS SCHOOL
0	Anthony Crump	G	6-8	200	R-Fr.	Inkster, Mich. / Plymouth HS
1	Tyler Millin	F	6-7	200	Fr.	Calera, Ala. / Calera HS
2	DeAndre Dishman	F	6-6	220	R-Jr.	Lexington, Ky. / Eastern Kentucky
3	Donovan Sims	G	6-1	160	Jr.	Murfreesboro, Tenn. / Blackman HS
4	Tyson Jackson	F	6-9	245	Fr.	Fairburn, Ga. / Creekside HS
5	Eli Lawrence	G	6-5	185	Fr.	Atlanta, Ga. / Tri-Cities HS
10	Sean Kromah	G	6-4	185	R-Jr.	Smyrna, Tenn. / Malone (OH) University
11	Jordan Davis	G	6-3	195	Jr.	Irmo, S.C. / Dayton
13	Jayce Johnson	G	6-5	210	So.	Buffalo, NY / Canisius HS
14	Jalen Jordan	G	6-3	160	Jr.	Conyers, Ga. / St. Francis (NY)
20	Brian Coffey II	G	6-0	185	Jr.	Snellville, Ga. / North Florida
21	Jo'Vontae Millner	F	6-6	210	R-Jr.	Burlington, N.C. / Cape Fear CC
22	Reggie Scurry	F	6-6	240	R-Sr.	Augusta, Ga. / Missouri State
23	C.J. Jones	G	6-5	175	R-Jr.	Birmingham, Ala. / Arkansas
24	Marcus Mitchell	F	6-7	235	Jr.	Memphis, Tenn. / Mississippi Valley State
55	Antonio Green	G	6-2	190	R-Sr.	Tupelo, Miss. / UTRGV

ALPHABETICAL ROSTER						
NO.	NAME	POS.	HT.	WT.	CL.	HOMETOWN / PREVIOUS SCHOOL
20	Brian Coffey II	G	6-0	185	Jr.	Snellville, Ga. / North Florida
0	Anthony Crump	G	6-8	200	R-Fr.	Inkster, Mich. / Plymouth HS
11	Jordan Davis	G	6-3	195	Jr.	Irmo, S.C. / Dayton
2	DeAndre Dishman	F	6-6	220	R-Jr.	Lexington, Ky. / Eastern Kentucky
55	Antonio Green	G	6-2	190	R-Sr.	Tupelo, Miss. / UTRGV
4	Tyson Jackson	F	6-9	245	Fr.	Fairburn, Ga. / Creekside HS
13	Jayce Johnson	G	6-5	210	So.	Buffalo, NY / Canisius HS
23	C.J. Jones	G	6-5	175	R-Jr.	Birmingham, Ala. / Arkansas
14	Jalen Jordan	G	6-3	160	Jr.	Conyers, Ga. / St. Francis (NY)
10	Sean Kromah	G	6-4	185	R-Jr.	Smyrna, Tenn. / Malone (OH) University
5	Eli Lawrence	G	6-5	185	Fr.	Atlanta, Ga. / Tri-Cities HS
1	Tyler Millin	F	6-7	200	Fr.	Calera, Ala. / Calera HS
21	Jo'Vontae Millner	F	6-6	210	R-Jr.	Burlington, N.C. / Cape Fear CC
24	Marcus Mitchell	F	6-7	235	Jr.	Memphis, Tenn. / Mississippi Valley State
22	Reggie Scurry	F	6-6	240	R-Sr.	Augusta, Ga. / Missouri State
3	Donovan Sims	G	6-1	160	Jr.	Murfreesboro, Tenn. / Blackman HS

Head Coach: Nick McDevitt, second season (UNC Asheville, 2001)

Assistant Coach: Sean Dixon, second season (Presbyterian, 2007)

Assistant Coach: Wes Long, second season (Clemson, 2004)

Assistant Coach: Andre Morgan, second season (North Georgia, 2010)

Director of Basketball Operations: Logan Johnson, first season (Coastal Carolina, 2010)

Graduate Assistant: Duncan Jones, second season (Reinhardt, 2018)

Graduate Assistant: Austin Howard, first season (Flagler, 2018)

Athletic Trainer: Reese Shivers, fourth season (LSU, 2013)

Strength Coach: Zach Willis, sixth season (Middle Tennessee, 2012)

PRONUNCIATION GUIDE

Sean KROMAH	Chrome-uh
Nick MCDEVITT	Mick-dev-it
JO'VONTAE Millner	Juh-von-tay

ROSTER BREAKDOWN

Alabama (2) C.J. Jones Tyler Millin	Georgia (5) Brian Coffey II Tyson Jackson Jalen Jordan Eli Lawrence Reggie Scurry	Kentucky (1) DeAndre Dishman	Michigan (1) Anthony Crump	Mississippi (1) Antonio Green
New York (1) Jayce Johnson		North Carolina (1) Jo'Vontae Millner	South Carolina (1) Jordan Davis	Tennessee (3) Sean Kromah Marcus Mitchell Donovan Sims

CRUMP

anthony



CLASS
R-FR

POSITION
G

HEIGHT
6-8

WEIGHT
200

Inkster,
Michigan

HOMETOWN

Plymouth
HS

**PREVIOUS
SCHOOL**



First Team All-Conference and Second Team All-State accolades as a senior ... Listed in the Top 25 recruits in the state of Michigan and was Plymouth's first Division I basketball signee.

Personal: Born Dec. 20, 1999 in Detroit, Michigan ... Son of Vernon and Jessica Crump ... Has one brother, Vernon Crump Jr. ... Father, Vernon Sr., played basketball at North Dakota State and played professionally overseas while brother, Vernon Jr., played basketball at Jackson College ... Majoring in Business Administration ... Favorite food is spaghetti ... Favorite musical artist is J. Cole ... Biggest role model is his father.

2018-19 (Freshman): Played in nine games as a freshman, earning starts in the first seven, and averaged 2.2 points and 2.4 rebounds in 17.2 minutes per game ... Scored a career-high four points against both Milligan and Belmont ... Notched career highs in minutes (28), rebounds (5) and assists (5) against Charleston Southern ... Underwent season-ending knee surgery on December 11 ... Member of the Conference USA Commissioner's Honor Roll.

Plymouth HS: Played for Head Coach Mike Soukup at Plymouth High School ... Averaged 22 points, eight rebounds, four assists and 1.5 steals per game as a senior ... Shot 52 percent from the field and 40 percent from long range in his final year at Plymouth ... A two-year team captain who was named the team's MVP in his junior and senior campaigns ... Earned

CRUMP OVERALL CAREER STATS

Year	GP-GS	Min-Avg	FG-A	Pct	3FG-A	Pct	FT-A	Pct	Off-Def-Tot	Avg	PF-FO	A	TO	Blk	Stl	Pts-Avg
18-19	9-7	155-17.2	8-25	.320	0-2	.000	4-10	.400	0-22-22	2.4	23-1	11	19	0	2	20-2.2
Total	9-7	155-17.2	8-25	.320	0-2	.000	4-10	.400	0-22-22	2.4	23-1	11	19	0	2	20-2.2

CRUMP C-USA CAREER STATS

Year	GP-GS	Min-Avg	FG-A	Pct	3FG-A	Pct	FT-A	Pct	Off-Def-Tot	Avg	PF-FO	A	TO	Blk	Stl	Pts-Avg
18-19	0-0	0-0.0	0-0	.000	0-0	.000	0-0	.000	0-0-0	0.0	0-0	0	0	0	0	0-0.0
Total	0-0	0-0.0	0-0	.000	0-0	.000	0-0	.000	0-0-0	0.0	0-0	0	0	0	0	0-0.0





DTSHMAN

deandre

R-JR CLASS

F POSITION

6-6 HEIGHT

220 WEIGHT

Lexington,
Kentucky

HOMETOWN

Eastern
Kentucky

PREVIOUS
SCHOOL

- 2 DEANDRE DISHMAN -

**BLUE
RAIDER**

BASKETBALL



Bryan Station HS: Played for Head Coach Tommy Johnson at Bryan Station High School ... named honorable mention All-City by the Lexington Herald-Leader and to the 42nd District All-Tournament Team following his senior season ... Invited to play for Kentucky in the prestigious Ohio-Kentucky All-Star Game.

Personal: Born Jan. 1, 1998 in Lexington, Kentucky ... Son of William Holmes and Danielle Dishman ... Has two brothers, Dominique and Damian, and one sister, DeOnna ... Father played basketball at Eastern Kentucky ... Majoring in Criminal Justice ... Favorite foods are ribs, lobster and crab legs ... Favorite movie is Avengers ... Favorite athlete is Tracy McGrady ... Biggest role model is his grandmother.

2018-19 (Junior): Redshirted his first season at Middle Tennessee due to NCAA transfer rules.

2017-18 (Sophomore at Eastern Kentucky): Played in 30 games and earned 23 starts as a sophomore ... Averaged 11.7 points and 6.2 rebounds in 28 minutes per contest ... Shot a team-leading 56.8 percent from the field ... Tallied 32 assists, 28 steals and 23 blocks on the year.

2016-17 (Freshman at Eastern Kentucky): Appeared in 27 games, starting in seven in his rookie campaign ... averaged 5.9 points and 4.5 rebounds per game ... led the team with a 61.5 field goal percentage ... Added 20 assists, 19 steals and 12 blocks.



SIMS

donovan



CLASS
JR

POSITION
G

HEIGHT
6-1

WEIGHT
160

Murfreesboro,
Tennessee

HOMETOWN

Blackman
HS

**PREVIOUS
SCHOOL**

- 3 DONOVAN SIMS -

**BLUE
RAIDER**

BASKETBALL



2018-19 (Sophomore): Had a breakout campaign for the Blue Raiders, starting all 29 games he played in and averaging 11.9 points, 4.2 rebounds, 3.0 assists and 1.6 steals per game ... Led Middle Tennessee in assists and steals and was second in scoring ... His scoring increase from freshman to sophomore season of 10.2 points was among the Top 10 largest increases in Division I ... Tallied 16 points against Lees-McRae, going 7-for-11 from the field ... Matched his career high of four steals against Ole Miss at Bridgestone Arena ... Scored 15 points on 3 of 4 shooting from 3-point range and pulled down six boards at Rhode Island ... Knocked in 17 points and pulled down a career-high nine boards against FIU, narrowly missing his first career double-double ... Poured in an extremely efficient career-high 28 points at Southern Miss on 12 of 16 shooting, hitting 4 of 6 3-point attempts ... Followed up his career-high 28 points at Southern Miss with a career-high seven assists at LA Tech ... Hit career highs in 3-pointers (5) and free throws (9) against UTSA on the way to a 24-point, 5-rebound, 6-assist

stat line ... Led MT in points (19), rebounds (9) and assists (4) against first place UAB ... Tallied 23 points, seven rebounds and six assists to zero turnovers at UAB, where he also knocked down the game-winning free throws with 1.3 seconds left ... Led all scorers with 18 points in the loss at WKU ... Missed the last three regular season contests due to a leg injury ... Returned for the C-USA Tournament game against UAB, where he led all scorers with 22 points and collected a career-high six made 3-pointers despite seeing his first action in over two weeks.

2017-18 (Freshman): Averaged 1.7 points, 1.4 assists and 1.1 rebounds per game in his freshman campaign for his hometown team, playing in 28 games ... Took over the starting point guard job down the stretch with four starts in the final six games ... Tallied 3.5 points and 3.0 assists per outing in the final eight games of the season ... Totaled 39 assists to just 18 turnovers on the year and added 12 steals and three blocks ... Shot 51.6 percent from the field and 44.4 percent from three ... Had five points, a career-high five rebounds and four assists in 23 minutes off the bench at LA Tech (Feb. 17) ... Tallied career highs in points (six) and assists (six) against WKU (Mar. 1) as the Blue Raiders clinched the C-USA regular season title ... Matched his career high of six points while adding five assists in the NIT contest against Vermont (Mar. 13) ... Member of the Conference USA Commissioner's Honor Roll.

Blackman HS: Played for head coach Barry Wortman ... Averaged 10 points, five rebounds and five assists as a senior ... Named All-District and All-Region as a senior and won District Tournament MVP honors ... Averaged 5.6 points, 5.2 assists, 3.4 rebounds and 1.1 steals as a junior to earn All-District and All-Region honors ... Helped Blackman to a No. 1 ranking in the state during his junior season and led the Blaze to the TSSAA Semifinals.

Personal: Born Jan. 21, 1999 in Piscataway, N.J. ... Son of Dean and Robin Sims ... Has three sisters, Shavaun, Patrice and Jordan ... Majoring in Leisure, Sport and Tourism Studies ... Hobbies include playing video games, golfing and watching movies ... Favorite food is french fries ... Favorite superhero is Spiderman ... Favorite athlete is Zach Lavine.

SIMS OVERALL CAREER STATS

Year	GP-GS	Min-Avg	FG-A	Pct	3FG-A	Pct	FT-A	Pct	Off-Def-Tot	Avg	PF-FO	A	TO	Blk	Stl	Pts-Avg
17-18	28-4	260-9.3	16-31	.516	8-18	.444	7-8	.875	1-29-30	1.1	19-0	39	18	3	12	47-1.7
18-19	29-29	948-32.7	125-292	.428	55-152	.362	41-55	.745	13-110-123	4.2	51-0	88	67	2	45	346-11.9
Total	57-33	1208-21.2	141-323	.437	63-170	.371	48-63	.762	14-139-153	2.7	70-0	127	85	5	57	393-6.9

SIMS C-USA CAREER STATS

Year	GP-GS	Min-Avg	FG-A	Pct	3FG-A	Pct	FT-A	Pct	Off-Def-Tot	Avg	PF-FO	A	TO	Blk	Stl	Pts-Avg
17-18	16-2	165-10.3	10-24	.417	6-15	.400	5-6	.833	1-15-16	1.0	10-0	27	10	2	9	31-1.9
18-19	15-15	542-36.1	77-184	.418	37-102	.363	35-45	.778	7-69-76	5.1	25-0	55	29	0	26	226-15.1
Total	31-17	707-22.8	87-208	.418	43-117	.368	40-51	.784	8-84-92	3.0	35-0	82	39	2	35	257-8.3

2019-20 BLUE RAIDERS

JOHNSON

JAYCE



SO

CLASS

G

POSITION

6-5

HEIGHT

210

WEIGHT

Buffalo
New York

HOMETOWN

Canisius
HS

PREVIOUS
SCHOOL

- 13 JAYCE JOHNSON -

**BLUE
RAIDER**

BASKETBALL



UTEP, a new career high and the most in a single game by any Blue Raider on the season.

Canisius HS: Played for Head Coach Kyle Husband at Canisius High School ... Averaged 12.6 points, 6.1 rebounds and 3.4 assists per outing in his final prep campaign to earn Third Team All-Western New York honors ... Helped his team to a NYSCHSAA Class A title in his sophomore campaign ... Also lettered in football at Canisius and originally committed to Division I FCS Wagner College to play quarterback before signing with the Blue Raiders.

Personal: Born Aug. 28, 2000 in Buffalo, New York ... Son of Fred Johnson and Kelly Anderson ... Has six sisters ... Majoring in Accounting ... Favorite food is shrimp alfredo ... Favorite book is Into the Wild ... Favorite athlete is James Harden.

2018-19 (Freshman): Started 24 of 31 games in his rookie campaign, averaging 6.5 points and 4.9 rebounds per game ... Finished second on the team in assists with 63 ... Missed the season opener against Lees-McRae due to a concussion suffered in practice on Oct. 29 ... Made his collegiate debut against Milligan, collecting nine points, seven rebounds and four assists ... Tallied a career-high 14 points on 5-of-8 shooting against Stanford and added five rebounds, two blocks and two assists ... Bested his career-high from the previous game with 16 points against Lipscomb ... Tallied 14 points, all in the second half, and a career-high five assists in the loss against FIU ... Collected a career-high 10 rebounds on the road in his first appearance against rival WKU ... Pulled down an astonishing 13 rebounds at

JOHNSON OVERALL CAREER STATS

Year	GP-GS	Min-Avg	FG-A	Pct	3FG-A	Pct	FT-A	Pct	Off-Def-Tot	Avg	PF-FO	A	TO	Blk	Stl	Pts-Avg
18-19	31-24	864-27.9	66-183	.361	4-32	.125	67-116	.578	39-113-152	4.9	89-2	63	78	8	26	203-6.5
Total	31-24	864-27.9	66-183	.361	4-32	.125	67-116	.578	39-113-152	4.9	89-2	63	78	8	26	203-6.5

JOHNSON C-USA CAREER STATS

Year	GP-GS	Min-Avg	FG-A	Pct	3FG-A	Pct	FT-A	Pct	Off-Def-Tot	Avg	PF-FO	A	TO	Blk	Stl	Pts-Avg
18-19	18-17	491-27.3	34-100	.340	3-18	.167	31-52	.596	25-66-91	5.1	56-2	41	42	4	13	102-5.7
Total	18-17	491-27.3	34-100	.340	3-18	.167	31-52	.596	25-66-91	5.1	56-2	41	42	4	13	102-5.7



2019-20 BLUE RAIDERS





SCURRY

reggie

CLASS
R-SR

POSITION
F

HEIGHT
6-6

WEIGHT
240

Augusta,
Georgia

HOMETOWN

Missouri
State

**PREVIOUS
SCHOOL**

- 22 REGGIE SCURRY -

**BLUE
RAIDER**

BASKETBALL



from the field and 5-for-6 from the free throw line ... Collected his fourth double-double of the season in the win at UAB with a 17-point, 10-board outing in which he went 6-for-7 from the field and 5-for-6 from the free throw line.

2017-18 (Junior at Missouri State): Played in 21 games, earning two starts, in his injury-shortened season at Missouri State ... Averaged 8.9 points and 4.2 rebounds on the season in 17.1 minutes per game ... Ranked second on the team in field goal percentage at 50.3 percent and blocks with 19 ... Earned MVC All-Bench Team honors after averaging eight points and 4.6 rebounds per game in Valley contests ... Scored a season high 18 points against Loyola Chicago (Dec. 22), making 8-of-13 field goal attempts, and pulled down a season high seven rebounds.

2016-17 (Sophomore at Northern Oklahoma College-Tonkawa): Averaged team bests with 15.7 points and 10.2 rebounds per game as a sophomore ... Played in and started 31 games as part of a 23-10 club for coach Donnie Jackson ... Connected on 54.6 percent of his field goal attempts, blocked 86 shots and tallied 26 assists and 29 steals ... Named NJCAA Division I All-America Third Team selection and All-Region 2 First Team ... Ranked 13th nationally in rebounds and led region in blocks and rebounds ... Also picked up NJCAA All-Tournament Team honors.

2015-16 (Freshman at Northern Oklahoma College-Tonkawa): Started 25 games and was named the club's freshman of the year by his coaches and teammates ... Helped the Mavericks to a 26-7 overall record, a No. 25 national ranking and a 15-3 ledger in the OCAC ... Averaged 8.2 points, 6.7 rebounds and 1.9 blocks per game while converting 57.4 percent of his field goal attempts for the NJCAA Region 2 runners-up.

North Clayton HS: Played for Head Coach Martisse Troup ... Averaged 17.8 points, 10 rebounds and three blocks per game in his senior campaign ... Name a GHSAA Third Team All-Class 3A selection.

Personal: Born Dec. 27, 1996 in Augusta, Georgia ... Son of Felecia Ferrell ... Has one brother, Ja'Quan ... Majoring in Leisure, Sport and Tourism Studies ... Favorite food is smothered pork chops ... Favorite actor is Will Smith ... Favorite superhero is The Flash ... Favorite athlete is Kobe Bryant ... Biggest role model is his mother.

2018-19 (Redshirt Junior): Started 31 of 32 games for the Blue Raiders ... Averaged 11.4 points and 6.0 rebounds per outing and was dominant on the offensive glass with a team-high 95 offensive boards ... Opened his Blue Raider career with a 19-point, 11-rebound double-double against Lees-McRae ... Notched his second consecutive double-double in the win against Milligan ... Registered double-digit points for the fourth straight game and multiple blocks for the third straight game against CSU ... Tallied 14 points on 6 of 9 shooting and seven rebounds in just 24 minutes at SEC foe Vanderbilt ... Scored 13 points and added a game-high eight rebounds in the loss to Florida Atlantic ... Led the Blue Raiders with 13 points on 6 of 7 shooting at LA Tech and grabbed six rebounds ... Matched his career-high of 19 points and just missed on a double-double against UTEP with nine rebounds, eight of which came on the offensive glass ... Took over in the paint at Rice with a career-high 22 points and career-high tying 12 rebounds ... Collected his fourth double-double of the season in the win at UAB with a 17-point, 10-board outing in which he went 6-for-7

SCURRY OVERALL CAREER STATS

Year	GP-GS	Min-Avg	FG-A	Pct	3FG-A	Pct	FT-A	Pct	Off-Def-Tot	Avg	PF-FO	A	TO	Blk	Stl	Pts-Avg
18-19	32-31	846-26.4	142-253	.561	2-5	.400	80-120	.667	95-98-193	6.0	84-1	25	63	18	19	366-11.4
Total	32-31	846-26.4	142-253	.561	2-5	.400	80-120	.667	95-98-193	6.0	84-1	25	63	18	19	366-11.4

SCURRY C-USA CAREER STATS

Year	GP-GS	Min-Avg	FG-A	Pct	3FG-A	Pct	FT-A	Pct	Off-Def-Tot	Avg	PF-FO	A	TO	Blk	Stl	Pts-Avg
18-19	18-17	510-28.3	98-170	.576	2-4	.500	44-66	.667	65-53-118	6.6	46-0	15	39	7	14	242-13.4
Total	18-17	510-28.3	98-170	.576	2-4	.500	44-66	.667	65-53-118	6.6	46-0	15	39	7	14	242-13.4

2019-20 BLUE RAIDERS



JONES

c.j.

R-JR **CLASS**

G **POSITION**

6-5 **HEIGHT**

175 **WEIGHT**

Birmingham,
Alabama

HOMETOWN

Arkansas

**PREVIOUS
SCHOOL**



2016-17 (Freshman at Arkansas): Played in 21 games . . . averaged 2.4 points in just six minutes per contest . . . Shot 47.2 percent from the field and 50 percent from beyond the arc . . . scored a season-high 11 points in his debut against Southern Illinois (Nov. 14), going 3-for-5 from the field and 2-for-4 from deep . . . made a season-high three three-pointers and had three blocks against Austin Peay (Dec. 3), tying his season-high with 11 points . . . scored 36 of his 51 points from behind the arc.

Central Park Christian: Played for Head Coach Donovan Broadnax at Central Park Christian . . . Averaged 28.7 points, six rebounds, four assists and three steals per game . . . Led the team in scoring in each of his final two seasons . . . Three-time Team MVP . . . Ranked the No. 3 player in the state of Alabama as a senior.

Personal: Born Feb. 9, 1998 in Birmingham, Alabama . . . Son of Chad Jones and Delena Chappel . . . Has three brothers, Marcus, Colby and Christian . . . Father, Chad, played basketball at UAB . . . Majoring in Integrated Studies . . . Favorite food is pizza . . . Favorite actor is Mike Epps . . . Favorite book is The Bible . . . Favorite athlete is Devin Booker.

2018-19 (Junior): Redshirted his first season at Middle Tennessee due to NCAA transfer rules.

2017-18 (Sophomore at Arkansas): Appeared in all 35 games off the bench for Head Coach Mike Anderson . . . Shot 42.3 percent from the field and 37.1 percent from beyond the arc while making 79.2 percent of his free throw attempts . . . Averaged 6.3 points per game, fifth most on the team, and collected 1.4 rebounds in 14.8 minutes per outing . . . Tallied ten double-digit scoring performances on the season, led by a pair of 19-point outings against UConn (Nov. 26) and Colorado State (Dec. 5) . . . Pulled down a career-high five rebounds against Bucknell (Nov. 12) . . . Poured in a career high five trifectas against Minnesota (Dec. 9) and again versus Oral Roberts (Dec. 19).





GREEN

antonio

CLASS
R-SR

POSITION
G

HEIGHT
6-2

WEIGHT
190

Tupelo,
Mississippi

HOMETOWN

UTRGV

**PREVIOUS
SCHOOL**

- 55 ANTONIO GREEN -

**BLUE
RAIDER**

BASKETBALL



... Named Conference USA Newcomer of the Year and selected to the All-Conference USA Third Team.

2017-18 (Junior): Redshirted during the 2017-18 season due to NCAA transfer rules ... Member of the C-USA Commissioner's Honor Roll.

2016-17 (Sophomore at UTRGV): Finished the season with a WAC-leading 111 3-pointers, the 12th highest total in the NCAA, the second-highest total in program history and the fifth-highest total in WAC history ... Also led the WAC in 3-pointers per game (3.47, sixth NCAA) and 3-point attempts (298, seventh NCAA) ... Ranked second in the WAC in 3-point shooting (.372, 69th NCAA), third in field goal attempts (448, 80th NCAA), fourth in field goals made (177, 238th NCAA), and fifth in scoring (116.7, 173rd NCAA) and total points (534, 182nd NCAA) ... Led team in scoring 14 times, rebounding six times and assists four times ... Reached double-figures in scoring 26 times, including 12 games of 20+ points.

2015-16 (As a Freshman at UTRGV): Earned WAC Freshman of the Year honors after scoring in double figures in eight of the 12 WAC games in which he played ... In conference games only, he led the WAC in minutes per game (35.17), ranked fifth in 3-pointers per game (2.17), seventh in assist-turnover ratio (1.61), ninth in assists (3.08), 10th in defensive rebounds (4.08) and 16th in scoring (11.3) ... Ranked seventh in the NCAA in 3-point shooting by a freshman at .381 (59-for-155). Overall, Green ranked 83rd in the NCAA and fifth in the WAC ... Led team in scoring seven times, rebounding four times and assists five times ... Reached double-figures in scoring 16 times.

Tupelo HS: Averaged 17.5 points, 3.3 rebounds, 2.1 assists and 1.4 steals in 27 games while shooting .587 (172-for-293) from the field, .553 (68-for-123) from behind the arc and .772 (61-for-79) from the line as a senior ... Earned All-State Honorable Mention and a spot on Mississippi's 12-man roster in the Mississippi-Alabama All-Star game ... As a junior, averaged 13.4 points, 2.9 rebounds, 2.1 assists and 2.4 steals in 20 games en route to All-State Honorable Mention.

Personal: Born Dec. 3, 1996 in Memphis, Tenn. ... Son of Antonio Green, Sr. and Tiffany McClain ... Has one sister, Lashonna, and one brother, the late Terrence Thompson ... Majoring in Organizational Communication ... Favorite food is hot wings ... Favorite actor is Seth Rogan ... Named the Flash as his favorite superhero ... Lists Kevin Durant as his favorite athlete ... Says his biggest role model is his mom.

2018-19 (Redshirt Junior): Started all 32 games for the Blue Raiders ... Averaged a team-high 17.9 points per outing and added 4.0 rebounds, 1.6 assists and 1.0 steals per contest ... Shot 37.6 percent from the field, 34.5 percent from three and 87.4 percent from the free throw line on the year ... His 105 3-pointers made shattered the single season school record of 85 and made him just the 16th different player in C-USA history to make 100 3-pointers in a season ... His 87.4 percent clip from the charity stripe is the fifth best single season mark in Blue Raider history ... Poured in a team-high 24 points in his Blue Raider debut against Lees-McRae ... Added 24 more points against Milligan ... Surpassed the 1,000-career point mark against Murray State ... Poured in 22 points on 5 of 8 shooting from downtown against Ole Miss at Bridgestone Arena ... Tallied a game-high 28 points on the road at Rhode Island ... Poured in a game-high 28 points with six makes from downtown in the road win at UAB ... Had a career-high 31 points on seven made threes and an 8-for-8 mark from the free throw line at Marshall as he broke the single season school record for 3-pointers made

GREEN OVERALL CAREER STATS

Year	GP-GS	Min-Avg	FG-A	Pct	3FG-A	Pct	FT-A	Pct	Off-Def-Tot	Avg	PF-FO	A	TO	Blk	Stl	Pts-Avg
18-19	32-32	1131-35.3	196-521	.376	105-304	.345	76-87	.874	11-118-129	4.0	64-0	51	101	3	33	573-17.9
Total	32-32	1131-35.3	196-521	.376	105-304	.345	76-87	.874	11-118-129	4.0	64-0	51	101	3	33	573-17.9

GREEN C-USA CAREER STATS

Year	GP-GS	Min-Avg	FG-A	Pct	3FG-A	Pct	FT-A	Pct	Off-Def-Tot	Avg	PF-FO	A	TO	Blk	Stl	Pts-Avg
18-19	18-18	661-36.7	106-292	.363	66-189	.349	44-50	.880	5-67-72	4.0	39-0	32	53	2	20	322-17.9
Total	18-18	661-36.7	106-292	.363	66-189	.349	44-50	.880	5-67-72	4.0	39-0	32	53	2	20	322-17.9

2019-20 BLUE RAIDERS



Personal: Born March 30, 2000 in Birmingham, Ala. ... Son of Kimberly Law ... Has six brothers and five sisters ... Major is undecided ... Favorite food is pasta ... Favorite athlete is Paul George ... Favorite actor is Denzel Washington.


Millin

Height	6-7
Weight	200
Class	Freshman
Position	Forward
Hometown	Calera, Ala.
Previous School	Calera HS

Tyler **MILLIN**

The Skills Factory: Played one year under Head Coach Rob Johnson ... Averaged 14 points, seven rebounds and three assists per game, earning him a spot on the All-Prep Team and leading TSF to a top-10 finish in its league.

Calera HS: Was named an All-Region performer at Calera ... Averaged 18 points and eight rebounds per game for his career.





Personal: Born Dec. 9, 2000 in Buffalo, N.Y. ... Son of Robert and Regina Jackson ... Has one brother and three sisters ... Majoring in sport management ... Favorite food is ribs ... Favorite athlete is Tom Brady ... Biggest role model is his dad.

Jackson

Height	6-9
Weight	245
Class	Freshman
Position	Forward
Hometown	Fairburn, Ga.
Previous School	Creekside HS

Tyson JACKSON

Hargrave Military Academy: Played one year under Head Coach Lee Martin ... Averaged 15 points and eight rebounds ... Listed as a 3-star recruit.

Creekside HS: Was named First Team All-State, Coca-Cola Player of the Year and was a two-time member of the First Team All-Region list in his time at Creekside ... Averaged 29 points, 15 rebounds and three blocks per game in four seasons.





Personal: Born Feb. 29, 2000 in Columbia, S.C. ... Son of Erick and Denise Lawrence ... Has one brother, Jared ... Major is undecided ... Favorite food is chicken alfredo ... Favorite athlete is D'Angelo Russell ... Favorite actor is Kevin Hart.

Lawrence

Height	6-5
Weight	185
Class	Freshman
Position	Guard
Hometown	Atlanta, Ga.
Previous School	Tri-Cities HS

Eli LAWRENCE

Washington Academy: Played the first half of the 2018-19 prep season before enrolling at Middle Tennessee in January 2019.

Tri-Cities HS: Played for Head Coach Omari Forts ... Averaged 22 points and 10 rebounds for his career ... Was named First Team All-Region and Second Team All-State as a member of the Tri-Cities team ... Competed in the Georgia Athletics Coaches Association North All-Star Team.



- TO SEAN KROMAH -



Sean
KROMAH

2018-19 (Junior at Malone University): Did not compete for the Pioneers.

2017-18 (Sophomore at Lake Land (Ill.) College): Played in 30 of his team's 31 games, including 22 starts ... Notched 6.0 points, 2.3 boards and 2.1 assists in 16.9 minutes per contest ... Raised his field goal percentage to 41.4 and shot 40.8 percent from behind the arc.

2016-17 (Freshman at Lake Land (Ill.) College): Played in 32 of his team's 33 games ... Averaged 1.7 points and 1.2 rebounds per game ... Shot 40 percent from three-point range.

Fundamental Prep Academy: Averaged 11.3 points, three rebounds and three assists per contest in his only season under Head Coach Eric Williams.

Stewarts Creek HS: Played for Kris Hooper in the school's first two seasons, 2013-14 and 2014-15 ... Led his team to a win over Rutherford County rival Riverdale HS in the District 7AAA tournament, 77-66, in the program's first year ... Helped his team improve to 16-13 in his senior season and a three-seed in the District 7AAA tournament ... Paced the Red Hawks in a 65-50 win on the road at Columbia Central HS in the program's first Region 4AAA postseason game.

Personal: Born June 13, 1996 in Smyrna, Tenn. ... Son of Baleke Kromah and Ladonna Smith ... Has two sisters, Alexandria and Mya ... Majoring in Leisure, Sport and Tourism Studies ... Favorite athlete is Kobe Bryant ... Future goals are to play overseas and have his own business ... Biggest role model is his mom.

Kromah

Height	6-4
Weight	185
Class	Redshirt Junior
Position	Guard
Hometown	Smyrna, Tenn.
Previous School	Malone University





Jordan
DAVIS

2018-19 (Sophomore at Dayton): Started 32 games and played in all 33 in his second year as a Flyer ... Minutes per game rose to 32.2, while points per game also increased to 9.8 ... Grew his game in the paint, raising his rebounds per game average to 2.8 while blocking 11 shots ... Made 54 three-pointers with a clip of .329 from behind the arc.

2017-18 (Freshman at Dayton): Appeared in all 31 games for the Flyers, starting 22 ... Led the team in three-point percentage with 39.4 percent shooting ... Finished tied for the team lead in steals with 32 ... Scored a season-high 21 points including four three-pointers against VCU on January 12 ... Made at least three three-pointers in nine games.

Dutch Fork HS: Averaged 22.3 points, 6.6 rebounds, 2.5 assists and 1.7 steals per game throughout his career at Dutch Fork HS, where he left as the all-time leading scorer with 1,659 points ... Was named to the all-region team three times and was twice listed on the All-South Carolina list ... Earned South Carolina 4A Player of the Year as a junior and South Carolina 5A Player of the Year as a senior.

Personal: Born Dec. 13, 1998 in Irmo, S.C. ... Son of Michael and Natasha Davis ... Has one sister, Chassidy ... Majoring in Communications ... Favorite food is wings ... Favorite superhero is Batman ... Biggest role models are his parents.

Davis

Height	6-3
Weight	195
Class	Junior
Position	Guard
Hometown	Irmo, S.C.
Previous School	Dayton





Jalen
JORDAN

2018-19 (Sophomore at St. Francis of Brooklyn): Improved in minutes per game (31.3), points per game (14.8) and rebounds per game (3.6) while starting all 33 games for the Terriers ... Made 89 three-pointers, shooting a clip of .420 from behind the arc ... Notched a career-best game in points scored (28) and assists (6) against Sacred Heart on Jan. 19 ... Played all 40 minutes of a game for the first time in his career when the Terriers visited Fairleigh Dickinson on Jan. 24 ... Tallied a career-high seven made three-pointers at Central Conn. State on Jan. 31.

2017-18 (Freshman at St. Francis of Brooklyn): Was a three-time recipient of NEC Rookie of the Week honors and was an NEC All-Rookie Team selection ... Averaged 26.9 minutes in the 31 games he participated in, including 30 starts ... Was third on the team in scoring with 11.1 points per game to go with his 2.9 rebounds per game ... Finished the year in the top-10 in the NEC in three-point percentage (.408) and made threes per game (2.06).

Rockdale County HS: Scored over 1,000 points at Rockdale County ... Wrapped up his high school career averaging 17.5 points, four rebounds, three assists and two steals per game as a senior ... Was named Region 2-AAAAAA Player of the Year as a senior ... Played in 2016-17 at National Top Sports Institute (NTSI), a first-year prep program in Scotland, Pennsylvania, averaging 18.2 points, 7.1 rebounds and five assists per game.

Personal: Born June 19, 1998 in Harlem, N.Y. ... Son of Kenneth Jordan and Mayra Pastrana ... Has four brothers and two sisters ... Majoring in Criminal Justice ... Favorite food is pasta ... Favorite actor is Denzel Washington ... Favorite athletes are Kobe Bryant and Lou Williams.

Jordan

Height	6-3
Weight	160
Class	Junior
Position	Guard
Hometown	Conyers, Ga.
Previous School	St. Francis





Brian **COFFEY II**

2018-19 (Sophomore at North Florida): Played in all 33 games for the Ospreys, starting his first collegiate game against NJIT on Feb. 16 ... Averaged 10 minutes and 2.2 points per game in his second collegiate season ... Made 12 three-pointers while posting a clip of .387 from three-point range.

2017-18 (Freshman at North Florida): Participated in 22 contests ... Scored his first college points against No. 8 Florida ... Broke out against Florida National for 11 points and three rebounds ... Averaged 7.8 minutes and 1.3 points per game as a freshman.

Shiloh HS: Played one year at Shiloh HS in his hometown of Snellville, Georgia ... Was named an All-Region First Team honoree as a senior and was also listed on the All-County and All-Metro Honorable Mention lists ... Prior to attending Shiloh, he spent his sophomore and junior years at Greater Atlanta Christian, helping his team to the Sweet 16 as a sophomore ... Also a First Team All-Region member at GAC as a junior ... Played his freshman year at Wesleyan School, where he collected Freshman of the Year honors in the region ... Wrapped up his four-year prep career with 1,230 points scored.

Personal: Born July 31, 1998 in Atlanta, Ga. ... Son of Brian Coffey Sr. and Rachel Gibson ... Has three sisters ... Majoring in Film Studies ... Favorite food is hibachi ... Favorite athlete is Damian Lillard ... Father played collegiate basketball at Tennessee State.

Coffey II

Height	6-0
Weight	185
Class	Junior
Position	Guard
Hometown	Snellville, Ga.
Previous School	North Florida





Jo'Vontae
MILLNER

2018-19 (R-Sophomore at Cape Fear CC): Played in 27 games, starting 19 ... Averaged 9.1 points and 6.1 rebounds per game while shooting .457 from the field ... Season-high 19 points came in a win against Lenoir Community College on Jan. 12 ... Was 8-9 from the field with 17 points against Clinton College on Feb. 6.

2017-18 (Sophomore at Presbyterian): Played seven minutes of the season-opener at Tennessee before suffering a season-ending injury.

2016-17 (Freshman at Presbyterian): Started 24

games before an injury cut his first collegiate season short ... Notched a team-best 17 points and seven rebounds against Furman in his first college game ... Became the first Blue Hose to score more than 20 points in a game in 2016-17 when he recorded 26 against The Citadel ... The first double-double of his career came against Coastal Georgia, where he posted 10 points and 12 rebounds.

Hugh M. Cummings HS: Earned the title of Mid-State 2A Conference Player of the Year in 2015 and 2016 ... Was named All-District, All-Region and the Region Player of the Year in 2015 and 2016 ... Posted 1,234 points, 955 rebounds and 138 blocks in his high school career ... Activities in the community included volunteering with Special Olympics, Cummings Annual Blood Drive and Burlington Housing Authority Summer Camp.

Personal: Born Nov. 16, 1997 in Chapel Hill, N.C. ... Son of Chas and Lindsey Criss ... Has two younger brothers ... Majoring in Business Management ... Favorite food is cheese pizza ... Favorite athlete is LeBron James ... Favorite superhero is the Hulk.

Millner

Height	6-6
Weight	210
Class	Redshirt Junior
Position	Forward
Hometown	Burlington, N.C.
Previous School	Cape Fear CC





Marcus
MITCHELL

2018-19 (Sophomore at Mississippi Valley State): Played in 18 games, starting in five contests ... Averaged 3.8 points and 2.6 rebounds per game while shooting 41.9 percent from the field ... Tallied a season-high seven points on four occasions, including his Division I debut at Nebraska ... Pulled down a season-high seven rebounds coming off the bench against Southeast Missouri State.

2017-18 (Freshman at Columbia State CC): Played in 30 games and earned one start for the Chargers ... Averaged 5.6 points and 5.3 rebounds per outing, shooting 52.3 percent from the field ... Turned in perhaps his best outing at Cumberland, pouring a career-high 20 points and grabbing a career-high 14 rebounds

2016-17 (Freshman at Southern Arkansas): Began his career in collegiate athletics on the gridiron as a quarterback at Southern Arkansas.

Germantown HS: Lettered in both football and basketball for the Red Devils.

Personal: Born Feb. 9, 1998 in Memphis, Tenn. ... Son of Marcus and Christine Mitchell ... Has one brother, Cameron ... Majoring in Communications ... Favorite food is pizza and wings ... Favorite athlete is LeBron James ... Favorite book is Glory Road.

Mitchell

Height	6-7
Weight	235
Class	Junior
Position	Forward
Hometown	Memphis, Tenn.
Previous School	Mississippi Valley State



- RADIO/TV ROSTER -

BLUE
RAIDER

BASKETBALL



Anthony Crump



Tyler Millin



DeAndre Dishman



Donovan Sims



Tyson Jackson



Eli Lawrence



Sean Kromah



Jordan Davis



Jayce Johnson



Jalen Jordan



Brian Coffey II



Jo'Vontae Millner



Reggie Scurry



C.J. Jones



Marcus Mitchell



Antonio Green



Nick McDevitt



Sean Dixon



Wes Long



Andre Morgan



Logan Johnson



Duncan Jones



Austin Howard



2019-20 BLUE RAIDERS



McDEVITT

NICK



107

WINS

6

SEASONS

3

**CONFERENCE
TITLES**

3

**POSTSEASON
APPEARANCES**

Marshall,
North Carolina

HOMETOWN

UNC
Asheville

**ALMA
MATER**



Nick McDevitt was announced on March 24, 2018, as the 20th head coach of the Middle Tennessee men's basketball program.

The Marshall, N.C., native came to Murfreesboro after a five-year stint as the head coach at the UNC Asheville where he led the Bulldogs to a 98-66 overall record which includes three consecutive 20-win campaigns in the last three seasons.

McDevitt's Bulldogs made three consecutive postseason appearances, starting with a trip to the NCAA Tournament in 2016 before making the 2017 CollegeInsider.com Tournament and the 2018 National Invitation Tournament.

The Bulldogs went 21-13 his final season in Asheville to lock up the regular season title in the Big South Conference after winning a share of the regular season title with a 23-10 record the season before. The Bulldogs' remarkable 2017 season earned McDevitt Big South Conference and NABC District 3 Coach of the Year Honors.

McDevitt was also a 2017 finalist for the Skip Prosser Man of the Year Award. Named after the late Skip Prosser, who passed suddenly in 2007 while the head coach at Wake Forest, the award is presented annually to those who not only achieve success on the basketball court but who also display moral integrity off of it as well.

In 2016, McDevitt guided UNC Asheville through the Big South Tournament to earn a berth in the NCAA Tournament, his first as a head coach. His postseason history didn't start in 2016, however.

The 39-year old's run at UNC Asheville first began in

1997 when the guard signed to play for the Bulldogs. Following the end of his playing career in 2001, former head coach Eddie Biedenbach immediately appointed McDevitt to his staff as an assistant coach.

After 10 years as an assistant under Biedenbach, McDevitt was elevated to associate head coach prior to the 2011-12 season and took over the head job in 2013 upon Biedenbach's resignation.

In 17 seasons on the Bulldog staff McDevitt led his squads to seven postseason trips, including four NCAA Tournaments that featured a pair of wins in play-in games in 2003 and 2011. The Bulldogs have won seven regular season titles in their history, six of which McDevitt has been a part of as either a player or coach.

The Blue Raiders' new head man earned his bachelor's degree in history from UNC Asheville in 2001. He was twice named to the Big South Conference All-Academic team and was a member of the Dean's List four different times at UNC Asheville. He was also a member of the Big South Presidential Honor Roll three times and served on the NABC Student Basketball Council his junior and senior years.

McDevitt resides in Murfreesboro with his wife, Lauren, and their two children, Cooper and Kathryn.

McDevitt

Coaching Experience	
UNC Asheville	
Assistant Coach	2001-11
Associate Head Coach	2011-13
Head Coach	2013-18
Middle Tennessee	
Head Coach	2018-Present
Playing Experience	
UNC Asheville	
Guard	1997-2001
Education	
UNC Asheville	
B.S. History	2001
Personal	
Born	April 21, 1979
Hometown	Marshall, N.C.
Spouse	Lauren
Children	Cooper and Kathryn



Sean **DIXON**

Assistant Coach

Sean Dixon was announced on March 30, 2018, as the first assistant on Head Coach Nick McDevitt's inaugural staff at Middle Tennessee.

Dixon spent the previous five seasons under McDevitt with the UNC Asheville Bulldogs, starting out as an assistant coach in 2013-14 when McDevitt was named head coach before being elevated to the position of associate head coach prior to the 2017-18 season. Dixon specialized in guard development and was McDevitt's recruiting coordinator while in Asheville.

The Bulldogs saw high levels of success in Dixon's five years alongside McDevitt on the Asheville bench, notching 98-66 record that includes three 20-win seasons and postseason appearances in their final three campaigns.

UNC Asheville also collected three Big South trophies in the last three seasons of the McDevitt era, with Dixon helping lead the team to a Big South Tournament title in 2016, a share of the regular season title in 2017 and an outright regular season title in 2018.

Prior to joining McDevitt in Asheville, Dixon spent four years on the coaching staff at his alma mater, Presbyterian College.

Dixon played four seasons at Presbyterian, twice serving as a team captain, and earned second team All-Big South honors as a sophomore and first team

All-Big South honors as a junior and senior.

The Marietta, Ga., native finished his playing career with 1,106 career points before earning his bachelor's degree in business management in 2007.

Dixon now resides in Murfreesboro with his wife, Tara, and their daughter, Kinsley, and son, Kyler.

Dixon

Coaching Experience

Presbyterian College	Assistant Coach	2009-13
UNC Asheville	Assistant Coach	2013-17
	Associate Head Coach	2017-18
Middle Tennessee	Assistant Coach	2018-Present

Playing Experience

Presbyterian College	Guard	2003-07
Atlanta All-Stars (ABA)	Guard	2007-08

Education

Presbyterian College	B.S. Business Management	2007
----------------------	--------------------------	------

Personal

Born	November 26, 1984
Hometown	Marietta, Ga.
Spouse	Tara
Children	Kinsley and Kyler



Wes **LONG**

Assistant Coach

Wes Long joined head coach Nick McDevitt in Murfreesboro after just one season in Asheville, but is no stranger to Murphy Center after facing the Blue Raiders in past seasons as an assistant at both VCU and Chattanooga.

Long spent two seasons at VCU from 2015 to 2017 after two seasons at Chattanooga.

The Rams made back-to-back NCAA Tournament appearances during Long's tenure in Richmond and shared a regular season Atlantic 10 title in 2016.

His two seasons just down Interstate 24 saw him help the Mocs to 40 total wins, twice finishing second in the Southern Conference and making a trip to the Colleg Insider.com Tournament in 2014.

Prior to his time as a Division I assistant, Long spent nine seasons at Division II Queens University in Charlotte, where he served as the head coach for the last five campaigns.

Long led the Royals to back-to-back Conference Carolinas regular season titles in 2011 and 2012 and advanced to the second round of the NCAA Division II Tournament in 2011. In addition to earning a 75-66 record as a head coach, he also led his student-athletes to five of the seven highest GPAs in program history.

The Mauldin, S.C., native played and coached as an

undergraduate at Clemson, joining the Tigers in 2000-01 as a walk-on before moving into a role as a student assistant coach.

He earned his bachelor's degree in business management from Clemson in 2004 before adding a master's degree in business administration from Queens in 2007.

Long resides in Murfreesboro with his wife, Martha, and two daughters, Abbie Grace and Emma.

Long

Coaching Experience

Queens (NC)	
Assistant Coach	2004-08
Head Coach	2008-13
Chattanooga	
Assistant Coach	2013-15
VCU	
Assistant Coach	2015-17
UNC Asheville	
Assistant Coach	2017-18
Middle Tennessee	
Assistant Coach	2018-Present

Playing Experience

Clemson	
Guard	2000-01

Education

Clemson	
B.S. Business Management	2001
Queens (NC)	
M.B.A.	2007

Personal

Born	February 7, 1981
Hometown	Mauldin, S.C.
Spouse	Martha
Children	Abbie Grace and Emma





Andre **MORGAN**

Assistant Coach

Andre Morgan joined the Blue Raiders as an assistant coach in April 2018 after spending the previous two seasons at UNC Greensboro, helping lead the Spartans to a 52-18 record overall and 29-7 mark in Southern Conference play while advancing to the 2018 NCAA Tournament and 2017 National Invitation Tournament.

The Spartans won the 2018 regular season and tournament titles in the SoCon and won a share of the 2017 regular season title, earning the No. 1 seed before falling in the championship game. The last two seasons marked the first two times in the program's history they earned a No. 1 seed in the SoCon Tournament.

Prior to his stint at UNCG, Morgan served as the associate head coach at Kentucky Wesleyan for one season. The Panthers posted a 27-4 record in his lone season in Owensboro while winning the Great Midwest Athletic Conference and advancing to the NCAA Division II Midwest Regional.

Morgan spent one season as an assistant coach at The Citadel, his first stint in the SoCon, after a season in Conference USA as a part of head coach Jerod Haase's support staff at UAB.

The Buford, Ga., native began his coaching career with a three-year stint at Young Harris College where he helped the Mountain Lions to a 17-game improvement in 2011-12 with a 22-win season.

Morgan played two seasons at Kennesaw State, receiving 2006 Atlantic Sun Freshman of the Year honors, before transferring to North Georgia where he received All-Peach Belt Conference honors as a junior for the Nighthawks in 2008.

An excellent prep career saw Morgan earn 2005 McDonald's All-America honorable mention recognition while also being named Class AA All-State by the Georgia Sports Writers Association as a senior averaging 20.3 points and 10.1 rebounds per game at Buford High School. He led the Wolves to the state semifinals with a 23-8 record his final season and finished his career as the school's all-time leading scorer with 1,503 points.

Morgan resides in Murfreesboro with his wife, Lynn, and daughter, Amaya.

Morgan

Coaching Experience	
Young Harris College Assistant Coach	2010-13
UAB Administrative Assistant	2013-14
The Citadel Assistant Coach	2014-15
Kentucky Wesleyan Associate Head Coach	2015-16
UNC Greensboro Assistant Coach	2016-18
Middle Tennessee Assistant Coach	2018-Present
Playing Experience	
Kennesaw State Guard	2005-07
North Georgia Guard	2007-09
Education	
North Georgia B.S. Business Management	2010
Personal	
Born	December 2, 1986
Hometown	Buford, Ga.
Spouse	Lynn
Children	Amaya



Logan **JOHNSON**

Director of Operations

Head Men's Basketball's Coach Nick McDevitt announced the hiring of Logan Johnson as Middle Tennessee's new Director of Basketball Operations on June 19, 2019.

Johnson spent the 2018-19 season as the Director of Player Development at Campbell University, helping the Camels to a share of the Big South regular season championship and an appearance in the Big South Tournament championship game.

While he will be a new face in Murfreesboro he is a familiar one for McDevitt, having spent the four seasons prior to his lone season at Campbell as an assistant coach for the Blue Raiders' head man at UNC Asheville.

His four years under McDevitt in Asheville saw the Bulldogs win 81 games and three conference championships with three consecutive 20-win seasons in his final three years.

McDevitt first hired Johnson following a three-year stint at Ouachita Baptist University in Arkansas, where he served as the top assistant and recruiting coordinator. Ouachita won the 2013 Great American Conference Tournament in his second season on staff.

Johnson spent the 2010-11 season as a graduate assistant at the University of Tennessee and was involved with many aspects of the program including skill development, scouting, and film breakdown.

Prior to his coaching career, Johnson was a four-year starter for at Coastal Carolina and helped the Chanticleers to the 2010 Big South Championship. He was Big South All-Tournament Team selection in 2010 and was twice named to the Big South Academic All-Conference Team.

Johnson was also named to the National Association of Basketball Coaches Honors Court in 2010 and named to the CoSIDA/ESPN the Magazine Academic All-District First Team in 2010.

A Knoxville, Tenn., native, Johnson earned a bachelor's degree in business management from Coastal Carolina in 2010 and completed his master's degree in sport management from Old Dominion in 2015.

Johnson's brother, Blake, is a fellow member of the college athletics world who currently serves as the Assistant Athletic Director for Development at the University of Tennessee.

Johnson

Coaching Experience	
Tennessee	
Graduate Assistant	2010-11
Ouachita Baptist	
Assistant Coach	2011-14
UNC Asheville	
Assistant Coach	2014-18
Campbell	
Director of Player Development	2018-19
Middle Tennessee	
Director of Operations	2019-Present
Playing Experience	
Coastal Carolina	
Guard	2005-10
Education	
Coastal Carolina	
B.S. Business Management	2010
Old Dominion	
M.S. Sport Management	2015
Personal	
Born	September 23, 1986
Hometown	Knoxville, Tenn.



Duncan **JONES**

Graduate Assistant



Duncan Jones was hired as a graduate assistant under Head Coach Nick McDevitt entering the 2018-19 season, joining the Blue Raiders from Reinhardt University.

Jones played basketball for the Eagles for four years, collecting 512 career points and twice helping Reinhardt reach the NAIA National Tournament.

During his final two seasons at Reinhardt, Jones doubled as a Track and Field athlete, competing in javelin. He finished second in the Appalachian Athletic Conference and was named a First Team All-Conference selection as a senior while the Eagles won the conference championship with a record for most points scored in a meet.

The Ball Ground, Ga., native received his bachelor's degree in sport administration from Reinhardt and is pursuing his master's in leisure and sport management while at Middle Tennessee.

Jones resides in Murfreesboro with his wife, Mary.

Austin **HOWARD**

Graduate Assistant



Austin Howard was hired as a graduate assistant under Head Coach Nick McDevitt entering the 2019-20 season, joining the Blue Raiders after spending the 2018-19 season on the boys basketball staff at Collierville High School in Memphis.

Howard played collegiate basketball at Flagler College in St. Augustine, Fla., amassing 422 points, 190 rebounds and 154 assists in his four-year career in which he played in 100 games.

The Pulaski, Tenn., native received his bachelor's degree in business administration with a minor in marketing from Flagler and will pursue his master's in leisure and sport management while at Middle Tennessee.



Zach **WILLIS**

Strength and Conditioning Coach

Zach Willis was hired to Middle Tennessee's Strength and Conditioning program in May of 2014.

Willis is very familiar with Blue Raider athletics, having first spent time in the athletic department as a student intern. He received his bachelor's degree in exercise science from Middle Tennessee in 2012.

Upon completion of his degree, Willis began a postgraduate internship in strength and conditioning in which he worked with the baseball team and as an assistant for basketball.

When hired as a full-time strength and conditioning coach in 2014, Willis served as the head strength coach for men's basketball and assisted with football. Starting with the 2018-19 season, he will transition to serve as the head strength coach for both men's and women's basketball.

Willis is a Tennessee native, growing up in Columbia, Tennessee, and now resides in Murfreesboro.

Reese **SHIVERS**

Athletic Trainer

Reese Shivers was named associate athletic trainer at Middle Tennessee in October 2016. His primary responsibility consists of overseeing all athletic training duties for men's basketball.

Prior to joining the Blue Raiders, Shivers served as an assistant athletic trainer for the men's basketball and volleyball teams at the University of Tennessee at Martin.

Before UTM, Shivers earned his master's degree in sports management from the University of Southern Mississippi, where he worked in athletic training with the football, men's basketball and men's tennis programs.

Shivers received his bachelor's degree in kinesiology from Louisiana State University in 2013 while working as a trainer with football, women's basketball and men's tennis.

He is a native of Slidell, La., and now resides in Murfreesboro with his wife, Megan, and their dog, Marley.



M I D D L E T E N N E S S E E M E N ' S B A S K E T B A L L

2018-19 REVIEW



- 2018-19 RESULTS -

Date	Opponent	Result	Site	Attendance
Nov. 6	Lees-McRae	W, 91-69	Murfreesboro, Tenn.	3,255
Nov. 9	Milligan	W, 102-70	Murfreesboro, Tenn.	7,722
Nov. 12	at Belmont	L, 73-92	Nashville, Tenn.	2,148
Nov. 16	Charleston Southern	W, 76-73	Murfreesboro, Tenn.	3,945
Nov. 21	^ vs. No. 4 Virginia	L, 52-74	Paradise Island, Bahamas	1,115
Nov. 22	^ vs. Butler	L, 53-84	Paradise Island, Bahamas	953
Nov. 23	^ vs. Stanford	L, 54-67	Paradise Island, Bahamas	1,087
Dec. 1	Lipscomb	L, 74-84	Murfreesboro, Tenn.	4,574
Dec. 5	at Vanderbilt	L, 51-79	Nashville, Tenn.	8,513
Dec. 8	Murray State	L, 42-64	Murfreesboro, Tenn.	4,102
Dec. 15	at Toledo	L, 62-84	Toledo, Ohio	4,205
Dec. 21	+ vs. Ole Miss	L, 56-74	Nashville, Tenn.	11,294
Dec. 30	at Rhode Island	L, 60-72	Kingstown, R.I.	6,382
Jan. 3	* Florida Atlantic	L, 76-83	Murfreesboro, Tenn.	3,307
Jan. 5	* FIU	L, 56-63	Murfreesboro, Tenn.	3,422
Jan. 10	* at Southern Miss	L, 70-77	Hattiesburg, Miss.	1,987
Jan. 12	* at LA Tech	L, 56-73	Ruston, La.	3,894
Jan. 17	* UTSA	W, 89-86	Murfreesboro, Tenn.	3,504
Jan. 19	* UTEP	W, 75-72	Murfreesboro, Tenn.	3,806
Jan. 24	* at Rice	L, 68-79	Houston, Texas	1,375
Jan. 26	* at North Texas	L, 53-70	Denton, Texas	3,418
Jan. 30	* UAB	W, 71-65	Murfreesboro, Tenn.	3,963
Feb. 2	* at UAB	W, 79-78	Birmingham, Ala.	4,075
Feb. 7	* Charlotte	W, 71-53	Murfreesboro, Tenn.	3,303
Feb. 9	* Old Dominion	L, 50-55	Murfreesboro, Tenn.	4,380
Feb. 14	* at WKU	L, 63-71	Bowling Green, Ky.	6,044
Feb. 16	* at Marshall	L, 93-98	Huntington, W. Va.	6,927
Feb. 23	* Charlotte	W, 86-67	Murfreesboro, Tenn.	2,986
March 3	* at Rice	L, 61-67	Houston, Texas	1,478
March 6	* at UTEP	W, 69-53	El Paso, Texas	4,748
March 9	* UTEP	W, 48-47	Murfreesboro, Tenn.	2,984
March 13	§ vs. UAB	L, 61-70	Friscoo, Texas	2,704



^ - Battle 4 Atlantis
 + - at Bridgestone Arena
 * - Conference USA game
 § - Conference USA Tournament

2018-19 Attendance

Home - 55,253 in 14 games - 3,947 avg.
 Road - 55,194 in 13 games - 4,246 avg.
 Neutral - 17,153 in 5 games - 3,431 avg.
 Total - 127,600 in 32 games - 3,988 avg.

NOTABLES

- ◆ HC Nick McDevitt earned his 100th career win on Nov. 9, 2018 as the Blue Raiders topped Milligan 102-70 inside Murphy Center
- ◆ Middle Tennessee knocked off a pair of first place teams in Conference USA play, downing then first place UTSA on Jan. 17 before taking down UAB from the top spot on Jan. 30
- ◆ Junior F Reggie Scurry became popular in Murfreesboro for his high-flying and emphatic dunks of which he tallied 49 on the year, more than any other Blue Raider since joining Conference USA in 2013-14
- ◆ Junior G Antonio Green broke the school record for 3-pointers made in a single season with his 86th coming at Marshall (Feb. 16), and later became the 16th player in Conference USA history to boast 100 or more 3-pointers made in a single season
- ◆ Green rode his high-scoring campaign to Conference USA Newcomer of the Year and All-Conference USA Third Team honors
- ◆ The Blue Raiders finished the season over .500 at home for the 18th consecutive season and the 45th time in 47 years since Murphy Center opened in 1972-73



- 2018-19 STATISTICS -

Overall: 11-21

##	Player	gp-gs	min-avg	fg-fga	fg%	3fg-fga	3fg%	ft-fa	ft%	off-def-tot	avg	pf-dq	a	to	blk	stl	pts-avg	
55	GREEN, Antonio	32-32	1131-35.3	196-521	.376	105-304	.345	76-87	.874	11-118-129	4.0	64-0	51	101	3	33	573-17.9	
03	SIMS, Donovan	29-29	948-32.7	125-292	.428	55-152	.362	41-55	.745	13-110-123	4.2	51-0	88	67	2	45	346-11.9	
22	SCURRY, Reggie	32-31	846-26.4	142-253	.561	2-5	.400	80-120	.667	95-98-193	6.0	84-1	25	63	18	19	366-11.4	
25	GAMBLE, Karl	32-24	785-24.5	93-220	.423	17-46	.370	40-69	.580	83-118-201	6.3	79-1	18	42	14	23	243-7.6	
04	HAWTHORNE, James	32-9	747-23.3	83-192	.432	16-50	.320	43-57	.754	57-113-170	5.3	98-4	33	71	26	11	225-7.0	
10	JOHNSON, Jayce	31-24	864-27.9	66-183	.361	4-32	.125	67-116	.578	39-113-152	4.9	89-2	63	78	8	26	203-6.5	
01	FARQUHAR, Junior	32-2	631-19.7	44-126	.349	8-43	.186	16-25	.640	14-61-75	2.3	65-2	55	44	3	28	112-3.5	
24	BUTLER Jr., Darnell	4-0	5-1.3	3-4	.750	3-3	1.000	0-0	.000	0-1-1	0.3	1-0	0	0	0	0	9-2.3	
00	CRUMP, Anthony	9-7	155-17.2	8-25	.320	0-2	.000	4-10	.400	0-22-22	2.4	23-1	11	19	0	2	20-2.2	
11	MOSLEY, Lawrence	23-1	115-5.0	9-13	.692	1-4	.250	1-2	.500	5-25-30	1.3	15-0	6	5	3	2	20-0.9	
15	MASSENBURG, TJ	26-0	138-5.3	8-16	.500	0-0	.000	5-10	.500	12-20-32	1.2	13-0	2	7	8	1	21-0.8	
14	Miller, Chase	14-1	23-1.6	1-11	.091	1-9	.111	0-0	.000	0-0-0	0.0	0-0	0	1	0	0	3-0.2	
35	LEWIS, Kydjana	11-0	14-1.3	0-3	.000	0-1	.000	0-0	.000	0-1-1	0.1	1-0	0	0	0	0	0-0.0	
Team											56-43-99		1		14			
Total		32	6402	778-1859	.419	212-651	.326	373-551	.677	385-843-1228	38.4	584-11	352	512	85	190	2141	66.9
Opponents		32	6400	807-1869	.432	259-755	.343	440-621	.709	317-801-1118	34.9	509-0	424	393	104	245	2313	72.3

Conference USA: 8-10

##	Player	gp-gs	min-avg	fg-fga	fg%	3fg-fga	3fg%	ft-fa	ft%	off-def-tot	avg	pf-dq	a	to	blk	stl	pts-avg	
55	GREEN, Antonio	18-18	661-36.7	106-292	.363	66-189	.349	44-50	.880	5-67-72	4.0	39-0	32	53	2	20	322-17.9	
03	SIMS, Donovan	15-15	542-36.1	77-184	.418	37-102	.363	35-45	.778	7-69-76	5.1	25-0	55	29	0	26	226-15.1	
22	SCURRY, Reggie	18-17	510-28.3	98-170	.576	2-4	.500	44-66	.667	65-53-118	6.6	46-0	15	39	7	14	242-13.4	
04	HAWTHORNE, James	18-1	422-23.4	48-102	.471	14-35	.400	21-32	.656	26-78-104	5.8	56-3	23	37	10	4	131-7.3	
25	GAMBLE, Karl	18-18	438-24.3	47-109	.431	7-22	.318	19-35	.543	40-61-101	5.6	42-1	12	19	6	10	120-6.7	
10	JOHNSON, Jayce	18-17	491-27.3	34-100	.340	3-18	.167	31-52	.596	25-66-91	5.1	56-2	41	42	4	13	102-5.7	
01	FARQUHAR, Junior	18-2	364-20.2	21-64	.328	8-32	.250	11-18	.611	9-39-48	2.7	38-1	30	27	1	10	61-3.4	
11	MOSLEY, Lawrence	13-1	94-7.2	8-11	.727	1-3	.333	1-2	.500	5-21-26	2.0	13-0	5	5	3	2	18-1.4	
15	MASSENBURG, TJ	14-0	61-4.4	4-6	.667	0-0	.000	1-4	.250	4-6-10	0.7	6-0	1	1	3	0	9-0.6	
14	Miller, Chase	5-1	10-2.0	1-6	.167	1-5	.200	0-0	.000	0-0-0	0.0	0-0	0	0	0	0	3-0.6	
35	LEWIS, Kydjana	5-0	7-1.4	0-1	.000	0-0	.000	0-0	.000	0-1-1	0.2	0-0	0	0	0	0	0-0.0	
Team											33-29-62		10					
Total		18	3600	444-1045	.425	139-410	.339	207-304	.681	219-490-709	39.4	321-7	214	262	36	99	1234	68.6
Opponents		18	3600	440-1039	.423	137-420	.326	240-343	.700	171-439-610	33.9	274-0	216	202	50	120	1257	69.8

Postseason: 0-1

##	Player	gp-gs	min-avg	fg-fga	fg%	3fg-fga	3fg%	ft-fa	ft%	off-def-tot	avg	pf-dq	a	to	blk	stl	pts-avg
03	SIMS, Donovan	1-1	37-37.0	8-17	.471	6-14	.429	0-0	.000	0-3-3	3.0	0-0	3	1	0	1	22-22.0
25	GAMBLE, Karl	1-1	38-38.0	8-13	.615	2-3	.667	0-0	.000	6-7-13	13.0	4-0	0	0	0	2	18-18.0
10	JOHNSON, Jayce	1-1	38-38.0	2-4	.500	1-1	1.000	1-2	.500	1-3-4	4.0	0-0	2	3	0	0	6-16.0
22	SCURRY, Reggie	1-1	25-25.0	2-2	1.000	0-0	.000	2-4	.500	1-2-3	3.0	4-0	1	0	2	0	6-6.0
55	GREEN, Antonio	1-1	40-40.0	2-17	.118	1-11	.091	0-0	.000	1-4-5	5.0	3-0	7	6	0	1	5-5.0
04	HAWTHORNE, James	1-0	13-13.0	1-4	.250	0-1	.000	0-0	.000	0-1-1	1.0	5-1	0	0	1	0	2-2.0
01	FARQUHAR, Junior	1-0	6-6.0	1-1	1.000	0-0	.000	0-0	.000	0-0-0	0.0	4-0	0	0	0	1	2-2.0
11	MOSLEY, Lawrence	1-0	2-2.0	0-0	.000	0-0	.000	0-0	.000	0-0-0	0.0	0-0	0	0	0	0	0-0.0
15	MASSENBURG, TJ	1-0	1-1.0	0-0	.000	0-0	.000	0-0	.000	0-0-0	0.0	0-0	0	0	0	0	0-0.0
Team											1-0-1						
Total		1	200	24-58	.414	10-30	.333	3-6	.500	10-20-30	30.0	20-1	13	14	3	5	61-61.0
Opponents		1	200	24-49	.490	5-14	.357	17-24	.708	8-24-32	32.0	11-0	8	11	2	7	70-70.0



2018-19 REVIEW

- 2018-19 GAME-BY-GAME -

	FG-A	Pct.	3FG-A	Pct.	FT-A	Pct.	O/D/T	PF	A	TO	B	S	1	2	TP
Middle Tennessee	33-59	.559	5-15	.333	20-22	.909	7/41/48	17	15	23	4	5	49	42	91
vs. Lees-McRae	25-74	.338	9-26	.346	10-14	.714	10/21/31	21	14	15	0	11	29	40	69
Middle Tennessee	40-77	.519	10-25	.400	12-19	.632	18/38/56	19	17	16	6	11	55	47	102
vs. Milligan	26-69	.377	9-23	.391	9-16	.563	9/25/34	20	11	16	1	7	25	45	70
Middle Tennessee	27-66	.409	5-19	.263	14-19	.737	13/27/40	20	10	21	4	7	54	19	73
at Belmont	35-65	.538	6-19	.316	16-24	.667	8/28/36	16	21	13	6	10	46	46	92
Middle Tennessee	25-53	.472	5-17	.294	21-31	.677	8/28/36	25	14	17	6	6	45	31	76
vs. Charleston Southern	21-61	.344	9-26	.346	22-33	.667	18/25/43	26	9	17	2	7	25	48	73
Middle Tennessee	20-51	.392	3-13	.231	9-12	.750	6/20/26	18	12	15	4	9	25	27	52
vs. No. 4 Virginia	26-56	.464	8-23	.348	14-20	.700	12/26/38	11	16	13	4	8	38	36	74
Middle Tennessee	17-53	.321	4-14	.286	15-23	.652	18/24/42	14	6	20	2	6	27	26	53
vs. (RV) Butler	31-60	.517	16-35	.457	6-10	.600	9/24/33	19	22	10	5	12	44	40	84
Middle Tennessee	21-59	.356	0-7	.000	12-18	.667	12/23/35	24	3	22	6	10	23	31	54
vs. Stanford	21-55	.382	8-25	.320	17-24	.708	12/31/43	17	14	21	7	12	32	35	67
Middle Tennessee	25-57	.439	9-22	.409	15-18	.833	12/23/35	24	8	17	1	3	38	36	74
vs. Lipscomb	27-57	.474	8-26	.308	22-29	.759	10/21/31	18	15	9	3	7	37	47	84
Middle Tennessee	20-56	.357	2-14	.143	9-19	.474	14/18/32	19	8	14	4	3	21	30	51
at Vanderbilt	26-55	.473	9-21	.429	18-19	.947	10/28/38	16	13	13	5	7	42	37	79
Middle Tennessee	14-48	.292	2-13	.154	12-15	.800	12/24/36	15	3	24	1	4	19	23	62
vs. Murray State	24-53	.453	8-25	.320	8-11	.727	6/26/32	15	14	13	5	11	35	29	64
Middle Tennessee	26-61	.426	4-17	.235	6-15	.400	11/27/38	18	13	14	1	5	30	32	62
at Toledo	28-61	.459	11-26	.423	17-21	.810	8/28/36	15	22	9	5	7	48	36	84
Middle Tennessee	19-56	.339	5-14	.357	13-19	.684	10/20/30	15	7	17	2	8	26	30	56
vs. Ole Miss	29-58	.500	8-22	.364	8-14	.571	12/30/42	16	13	17	4	9	38	36	74
Middle Tennessee	23-60	.383	9-21	.429	5-11	.455	15/20/35	16	9	16	5	9	27	33	60
at Rhode Island	24-57	.421	8-24	.333	16-19	.842	14/25/39	14	16	14	5	10	29	43	72
Middle Tennessee	27-64	.422	6-20	.300	16-23	.696	15/36/51	18	9	21	3	8	33	43	76
vs. FIU	31-68	.456	12-32	.375	9-11	.818	3/28/31	18	14	10	5	7	31	52	83
Middle Tennessee	23-51	.451	5-17	.294	5-9	.556	5/34/39	17	10	22	1	2	32	24	56
vs. Florida Atlantic	22-66	.333	4-23	.174	15-19	.789	12/26/38	11	5	8	0	8	25	38	63
Middle Tennessee	24-53	.453	9-23	.391	13-18	.722	5/23/28	16	12	12	0	10	25	45	70
at Southern Miss	28-57	.491	8-16	.500	13-17	.765	8/26/34	13	21	12	1	5	33	44	77
Middle Tennessee	23-56	.411	6-22	.273	4-10	.400	17/23/40	21	11	17	2	5	33	23	56
at LA Tech	26-52	.500	8-18	.444	13-21	.619	8/20/28	14	19	12	2	4	39	34	73
Middle Tennessee	27-55	.491	13-29	.448	22-28	.786	7/32/39	14	15	16	3	1	45	44	89
vs. UTSA	34-80	.425	14-37	.378	4-7	.571	16/25/41	23	14	11	1	9	31	55	86
Middle Tennessee	25-57	.439	8-22	.364	17-30	.567	13/19/32	21	18	13	2	7	27	48	75
vs. UTEP	26-51	.510	5-18	.278	15-18	.833	8/25/33	26	9	20	3	4	29	43	72
Middle Tennessee	26-65	.400	7-23	.304	9-14	.643	14/24/38	22	11	13	4	3	34	34	68
at Rice	25-54	.463	8-22	.364	21-32	.656	11/28/39	17	13	10	6	8	30	49	79
Middle Tennessee	16-51	.314	6-21	.286	15-22	.682	11/27/38	21	10	20	1	7	19	34	53
at North Texas	25-63	.397	5-29	.172	15-23	.652	17/28/45	15	11	12	2	8	42	28	70
Middle Tennessee	25-57	.439	10-25	.400	11-18	.611	9/32/41	16	13	16	1	3	33	38	71
vs. UAB	23-56	.411	4-19	.211	15-22	.682	5/27/32	14	7	11	2	11	33	32	65
Middle Tennessee	27-54	.500	10-20	.500	15-19	.789	10/24/34	17	11	13	2	4	32	47	79
at UAB	28-55	.509	9-16	.563	13-20	.650	6/18/24	13	12	5	1	6	42	36	78
Middle Tennessee	27-55	.491	12-28	.429	5-8	.625	8/25/33	12	19	12	2	9	35	36	71
vs. Charlotte	20-51	.392	7-19	.368	6-8	.750	7/23/30	12	14	13	0	3	31	22	53
Middle Tennessee	19-60	.317	6-28	.214	6-8	.750	14/26/40	13	5	9	2	8	23	27	50
vs. Old Dominion	19-53	.358	7-20	.350	10-14	.714	11/28/39	11	8	11	5	3	21	34	55
Middle Tennessee	22-64	.344	8-27	.296	11-13	.846	18/28/46	13	9	14	2	3	32	31	63
at WKU	27-57	.474	10-23	.435	7-11	.636	6/24/30	9	16	9	6	8	28	43	71
Middle Tennessee	31-71	.437	9-26	.346	22-26	.846	24/27/51	29	11	16	1	6	41	52	93
at Marshall	27-56	.482	11-27	.407	33-40	.825	7/18/25	21	13	9	6	10	41	57	98
Middle Tennessee	33-53	.623	10-22	.455	10-17	.588	8/15/23	12	17	9	3	8	48	38	86
vs. Charlotte	24-51	.471	9-27	.333	10-12	.833	12/16/28	10	11	17	3	8	32	35	67
Middle Tennessee	26-64	.406	1-15	.067	8-11	.727	9/31/40	23	13	12	3	6	22	39	61
at Rice	20-54	.370	6-25	.240	21-33	.636	11/32/43	11	13	11	2	5	35	32	67
Middle Tennessee	27-63	.429	8-20	.400	7-13	.538	19/32/51	16	11	13	1	6	38	31	69
at UTEP	19-58	.328	4-21	.190	11-19	.579	12/21/33	17	9	11	2	7	19	34	53
Middle Tennessee	16-52	.308	5-22	.227	11-17	.647	13/32/45	20	9	14	3	3	25	23	48
vs. UTEP	16-57	.281	6-28	.214	9-16	.563	11/26/37	19	7	9	3	6	18	29	47
12 Middle Tennessee	24-58	.414	10-30	.333	3-6	.500	10-20-30	20	13	14	3	5	34	27	61
vs. 5 UAB	24-49	.490	5-14	.357	17-24	.708	8-24-32	11	8	11	2	7	33	37	70





- 2018-19 MISCELLANEOUS -

MISCELLANEOUS STATS

10+ Points	2018-19	Career
Antonio Green	29	29
Reggie Scurry	22	22
Donovan Sims	16	16
Karl Gamble	8	11
James Hawthorne	8	9
Jayce Johnson	6	6

20+ Points	2018-19	Career
Antonio Green	16	16
Donovan Sims	5	5
Reggie Scurry	2	2
Karl Gamble	1	1
James Hawthorne	1	1

30+ Points	2018-19	Career
Antonio Green	2	2

10+ Rebounds	2018-19	Career
Jayce Johnson	6	6
Karl Gamble	4	4
Reggie Scurry	4	4
James Hawthorne	3	3

Double-Doubles	2018-19	Career
Karl Gamble	4	4
Reggie Scurry	4	4

Statsheet Stuffer	2018-19	Career
Donovan Sims	4	4
Antonio Green	1	1
Jayce Johnson	1	1

▶ at least five in three categories

Dunks	2018-19	Career
Reggie Scurry	49	49
Karl Gamble	13	25
James Hawthorne	4	5
TJ Massenburo	3	3
Anthony Crump	1	1
Jayce Johnson	1	1

RAIDER RECORDS

Overall record	11-21
At home	9-5
On road	2-11
Neutral site	0-5
vs. Ranked Teams	0-1

Black Uniforms	0-4
Blue Uniforms	2-11
White Uniforms	9-6

vs. Conference USA	8-10
vs. Conference USA Home	6-3
vs. Conference USA Away	2-7
vs. Non-Conference	3-10
vs. Atlantic 10	0-1
vs. Atlantic Coast	0-1
vs. Atlantic Sun	0-1
vs. Big East	0-1
vs. Big South	1-0
vs. Mid-American	0-1
vs. Ohio Valley	0-2
vs. Pac 12	0-1
vs. Southeastern	0-2
vs. Non D-I	2-0

When leading at halftime	8-8
When tied at halftime	1-1
When trailing at halftime	2-12

Leading with 5:00 left (regulation)	11-3
Tied with 5:00 left (regulation)	0-0
Trailing with 5:00 left (regulation)	0-18

In overtime games	0-0
-------------------	-----

When MT wins the tip-off	8-10
When opponent wins the tip-off	3-11
When MT scores first	8-11
When opponent scores first	3-10
In games decided by 3 points or less	5-0
In games decided by 4-10 points	1-9

When MT shoots 50% or better	4-0
When MT shoots 40-49%	6-11
When MT shoots 30-39%	1-9
When MT shoots less than 30%	0-1

When scoring 90 or more points	2-1
When scoring 80-89 points	2-0
When scoring 70-79 points	5-4
When scoring 60-69 points	1-6
When scoring 50-59 points	0-8
When scoring less than 50 points	1-1

When MT outrebounds opponents	7-11
When MT is outrebounded	4-10
When rebounds are even	0-0

On Monday	0-1
On Tuesday	1-0
On Wednesday	2-3
On Thursday	2-5
On Friday	2-2
On Saturday	4-8
On Sunday	0-2

In November	3-4
In December	0-6
In January	3-6
In February	3-3
In March	2-2



- 2018-19 BOX SCORES -

01

Lees-McRae 69
Middle Tennessee 91

Nov. 6, 2018 ♦ Murfreesboro, Tenn. ♦ Murphy Center

Lees-McRae	FG	3FG	FT	O-D-R	PF	PTS	A	T	B	S	MIN
Wright, M.	2-6	0-0	2-3	1-2-3	1	6	0	0	0	0	18
Harris, M.	0-0	0-0	0-0	0-0-0	3	0	0	3	0	0	12
Gardner, A.	2-9	0-2	2-2	1-5-6	2	6	0	2	0	0	16
Hicks, A.	1-13	0-2	0-0	3-3-6	1	2	2	2	0	2	24
Kimble, Q.	4-10	2-5	0-0	0-5-5	3	10	6	1	0	1	29
Lee Jr., M.	0-1	0-1	0-0	0-0-0	1	0	1	0	0	0	11
Foulks, Z.	0-0	0-0	0-0	0-0-0	0	0	0	0	0	0	2
England, L.	4-4	2-2	0-2	0-0-0	2	10	1	0	0	2	15
Morgan, W.	2-3	2-3	0-0	1-0-1	0	6	0	0	0	0	9
Richardson, K.	3-6	0-1	0-0	0-1-1	5	6	0	3	0	3	14
Blanton, J.	3-6	2-4	3-3	0-0-0	0	11	0	1	0	1	11
Haynes, J.	2-9	0-1	1-2	1-2-3	2	5	1	1	0	2	23
Holmes Jr., K.	0-0	0-0	0-0	0-0-0	0	0	0	0	0	0	1
Robinson, M.	0-0	0-0	0-0	0-0-0	0	0	0	0	0	0	1
Shelton, K.	0-0	0-0	0-0	0-1-1	1	0	1	1	0	0	3
Webb, J.	2-7	1-5	2-2	1-0-1	0	7	2	1	0	0	11
Team			2-2-4								
Totals	25-74	9-26	10-14	10-21-31	24	69	14	15	0	11	200

FG% 1st: 11-37 (29.7%) 2nd: 14-37 (37.8%) Game: 25-74 (33.8%)
 3FG% 1st: 4-16 (25.0%) 2nd: 5-10 (50.0%) Game: 9-26 (34.6%)
 FT% 1st: 3-4 (75.0%) 2nd: 7-10 (70.0%) Game: 10-14 (71.4%)

Middle Tennessee	FG	3FG	FT	O-D-R	PF	PTS	A	T	B	S	MIN
Hawthorne, J.	6-8	0-0	7-7	1-5-6	4	19	1	3	0	1	21
Scurry, R.	6-8	0-0	7-8	3-8-11	2	19	2	3	0	0	32
Crump, A.	1-5	0-1	1-2	0-3-3	3	3	3	3	0	1	25
Sims, D.	7-11	2-5	0-0	0-5-5	3	16	3	6	1	2	32
Green, A.	8-14	3-8	5-5	0-7-7	0	24	2	5	0	0	38
Farquhar, J.	3-8	0-1	0-0	2-2-4	2	6	3	1	0	0	23
Mosley, L.	0-0	0-0	0-0	0-0-0	0	0	0	0	0	0	1
Miller, C.	0-0	0-0	0-0	0-0-0	0	0	0	0	0	0	1
Massenburg, TJ	0-0	0-0	0-0	0-3-3	1	0	1	1	2	0	9
Gamble, K.	2-5	0-0	0-0	1-6-7	2	4	0	1	1	1	18
Team			0-2-2								
Totals	33-59	5-15	20-22	7-41-48	17	91	15	23	4	5	200

FG% 1st: 19-33 (57.6%) 2nd: 14-26 (53.8%) Game: 33-59 (55.9%)
 3FG% 1st: 5-12 (41.7%) 2nd: 0-3 (0.0%) Game: 5-15 (33.3%)
 FT% 1st: 6-7 (85.7%) 2nd: 14-15 (93.3%) Game: 20-22 (90.9%)

Officials: Barry Mathis, Jon Campbell, Chris Hudson
Technical: None
Attendance: 3,255

Score by Period	1	2	F
Lees-McRae	29	40	69
Middle Tennessee	49	42	91

Points	In Paint	Off T/O	2nd Chance	Fast Break	Bench
Lees-McRae	22	12	6	6	45
Middle Tennessee	54	14	9	14	10

Last FG - LMC 2nd-03:0, MT 2nd-00:16.
 Largest lead - LMC by 3 1st-18:44, MT by 22 2nd-00:16.
 LMC led for 01:36. MT led for 37:44. Game tied for 00:40.

Score tied - 0 times
 Lead changed - 2 times



Head Coach Nick McDevitt calling a play as he leads his team to victory in his Middle Tennessee coaching debut. (Photo: MT ATHLETIC COMMUNICATIONS)



02

Milligan 70
 Middle Tennessee 102

Nov. 9, 2018 ♦ Murfreesboro, Tenn. ♦ Murphy Center

Milligan	FG	3FG	FT	O-D-R	PF	PTS	A	T	B	S	MIN
Levarity, A.	3-7	0-0	0-0	0-5-5	1	6	0	2	0	1	22
Featherston, M.	3-6	1-1	2-2	1-1-2	0	9	2	0	1	1	25
Green, D.	2-7	0-0	0-0	0-3-3	3	4	2	3	0	2	22
Gawood, J.	3-5	2-3	0-0	0-1-1	4	8	0	0	0	0	17
Nichols, T.	4-9	1-3	1-5	0-2-2	0	10	1	6	0	1	19
Chambers, N.	0-1	0-0	1-3	1-2-3	3	1	0	1	0	0	6
Hastings, N.	2-5	1-2	0-0	1-2-3	1	5	1	0	0	0	11
Ross, K.	0-2	0-0	3-4	0-0-0	0	3	1	0	0	0	5
Hensley, T.	0-2	0-1	0-0	1-2-3	1	0	0	1	0	1	7
Faulkenberry, T.	4-11	3-8	0-0	0-1-1	2	11	0	1	0	0	20
Phillips, C.	0-0	0-0	0-0	0-0-0	0	0	1	0	0	0	3
Buckner, W.	1-4	0-0	2-2	2-2-4	3	4	0	1	0	0	14
Kaikouk, S.	1-1	0-0	0-0	0-0-0	0	2	0	1	0	0	6
Arrowood, P.	1-2	0-0	0-0	0-1-1	1	2	1	0	0	1	6
Pless, B.	2-7	1-5	0-0	1-0-1	1	5	2	0	0	0	17
Team				2-3-5							
Totals	26-69	9-23	9-16	9-25-34	20	70	11	16	1	7	200

FG% 1st: 10-34 (29.4%) 2nd: 16-35 (45.7%) Game: 26-69 (37.7%)
 3FG% 1st: 3-12 (25.0%) 2nd: 6-11 (54.5%) Game: 9-23 (39.1%)
 FT% 1st: 2-2 (100.0%) 2nd: 7-14 (50.0%) Game: 9-16 (56.3%)



Junior G Antonio Green poured in 24 points in just 23 minutes to lead the Blue Raiders to a 2-0 start in the Nick McDevitt era. (Photos: MT ATHLETIC COMMUNICATIONS)

Middle Tennessee	FG	3FG	FT	O-D-R	PF	PTS	A	T	B	S	MIN
Crump, A.	2-3	0-0	0-0	0-0-0	4	4	0	2	0	0	13
Sims, D.	4-8	3-6	0-0	0-3-3	2	11	5	2	0	3	25
Hawthorne, J.	6-11	0-1	2-3	0-4-4	0	14	1	1	3	1	23
Scurry, R.	5-8	0-0	3-4	3-9-12	2	13	2	2	2	1	20
Green, A.	9-19	6-13	0-1	1-1-2	2	24	2	3	0	1	23
Farguhar, J.	3-7	0-1	0-0	0-5-5	2	6	3	1	0	3	27
Johnson, J.	3-3	0-0	3-4	4-3-7	2	9	4	1	0	1	19
Mosley, L.	0-0	0-0	0-0	0-1-1	1	0	0	0	0	0	6
Miller, C.	0-2	0-2	0-0	0-0-0	0	0	0	1	0	0	4
Massenburg, TJ	2-4	0-0	1-2	3-2-5	1	5	0	2	0	1	14
Gamble, K.	6-10	1-1	3-5	5-7-12	2	16	0	1	1	0	23
Lewis, K.	0-2	0-1	0-0	0-0-0	1	0	0	0	0	0	3
Team				2-3-5							
Totals	40-77	10-25	12-19	18-38-56	19	102	17	16	6	11	200

FG% 1st: 21-40 (52.5%) 2nd: 19-37 (51.4%) Game: 40-77 (51.9%)
 3FG% 1st: 6-17 (35.3%) 2nd: 4-8 (50.0%) Game: 10-25 (40.0%)
 FT% 1st: 7-10 (70.0%) 2nd: 5-9 (55.6%) Game: 12-19 (63.2%)



Officials: Tim Gattis, Keith Patterson, Davis Maxwell
Technical: None
Attendance: 7,722

Score by Period	1	2	F
Milligan	25	45	70
Middle Tennessee	55	47	102

Points	In Paint	Off T/O	2nd Chance	Fast Break	Bench
Milligan	26	20	6	4	33
Middle Tennessee	52	22	26	24	36

Last FG - MC 2nd-00:09, MT 2nd-00:19.
 Largest lead - MC by 2 1st-12:10, MT by 37 2nd-12:18.
 MC led for 00:30. MT led for 37:36. Game tied for 01:54.

Score tied - 3 times
 Lead changed - 2 times

- 2018-19 BOX SCORES -

03

Middle Tennessee 73
Belmont.....92

Nov. 12, 2018 ♦ Nashville, Tenn. ♦ Curb Event Center

Middle Tennessee	FG	3FG	FT	O-D-R	PF	PTS	A	T	B	S	MIN
Hawthorne, J.	0-3	0-2	0-0	2-3-5	4	0	0	5	1	0	11
Scurry, R.	3-5	0-0	4-4	3-3-6	4	10	0	4	2	0	16
Crump, A.	2-2	0-0	0-0	0-2-2	3	4	1	0	0	1	23
Sims, D.	5-12	2-4	1-2	2-6-8	3	13	1	2	0	1	37
Green, A.	7-22	2-10	3-4	1-5-6	0	19	2	3	0	1	36
Farquhar, J.	1-2	0-0	1-2	0-1-1	0	3	2	2	0	1	13
Johnson, J.	2-5	0-0	0-1	1-1-2	4	4	2	3	0	2	25
Mosley, L.	0-0	0-0	0-0	0-0-0	0	0	0	0	0	0	1
Miller, C.	0-1	0-1	0-0	0-0-0	0	0	0	0	0	0	1
Massenburg, TJ	0-1	0-0	0-0	1-1-2	0	0	0	0	1	0	4
Gamble, K.	7-13	1-2	5-6	3-5-8	2	20	2	2	0	1	34
Lewis, K.	0-0	0-0	0-0	0-0-0	0	0	0	0	0	0	1
Team				0-0-0							
Totals	27-66	5-19	14-19	13-27-40	20	73	10	21	4	7	202

FG% 1st: 21-37 (56.8%) 2nd: 0-1 (0.0%) Game: 27-66 (40.9%)
 3FG% 1st: 4-10 (40.0%) 2nd: 0-1 (0.0%) Game: 5-19 (26.3%)
 FT% 1st: 8-11 (72.7%) 2nd: 0-0 (0.0%) Game: 14-19 (73.7%)

Belmont	FG	3FG	FT	O-D-R	PF	PTS	A	T	B	S	MIN
Windler, D.	12-20	2-5	8-12	3-8-11	2	34	0	4	1	1	34
Hollander, C.	3-5	2-3	0-0	1-4-5	3	8	1	0	0	1	24
Muszynski, N.	8-15	0-0	2-3	1-2-3	2	18	3	2	3	1	31
Murphy, G.	6-9	1-1	2-2	1-6-7	1	15	8	5	0	5	31
McClain, K.	4-9	1-5	1-3	0-1-1	0	10	6	1	2	1	31
Mayermick, M.	0-0	0-0	0-0	0-0-0	1	0	0	0	0	0	1
Kunkel, A.	0-1	0-1	0-0	0-0-0	2	0	1	0	0	0	10
Hopkins, N.	0-1	0-1	0-0	0-1-1	1	0	0	0	0	0	7
Pierson, T.	0-2	0-2	0-0	0-1-1	0	0	0	0	0	0	5
Sabin, D.	1-1	0-0	0-0	0-0-0	1	2	0	1	0	0	4
Benkert, M.	1-2	0-1	1-2	0-1-1	0	3	1	0	0	0	15
Suedekum, G.	0-0	0-0	0-0	0-0-0	0	0	0	0	0	0	2
Adelsperger, S.	0-0	0-0	2-2	0-1-1	3	2	1	0	0	1	5
Team				2-3-5							
Totals	35-65	6-19	16-24	8-28-36	16	92	21	13	6	10	200

FG% 1st: 17-33 (51.5%) 2nd: 18-32 (56.3%) Game: 35-65 (53.8%)
 3FG% 1st: 5-14 (35.7%) 2nd: 1-5 (20.0%) Game: 6-19 (31.6%)
 FT% 1st: 7-10 (70.0%) 2nd: 9-14 (64.3%) Game: 16-24 (66.7%)

Officials:

Technical: None
Attendance: 2,148

Score by Period

	1	2	F
Middle Tennessee	54	19	73
Belmont	46	46	92

Points

	In Paint	Off T/O	2nd Chance	Fast Break	Bench
Middle Tennessee	26	14	15	9	27
Belmont	56	33	4	16	7

Last FG - MT 2nd-01:29, BEL 2nd-00:22.
 Largest lead - MT by 11 1st-10:09, BEL by 21 2nd-02:24.
 MT led for 22:27. BEL led for 15:32. Game tied for 01:40.

Score tied - 2 times
Lead changed - 2 times

04

Charleston Southern 73
Middle Tennessee 76

Nov. 16, 2018 ♦ Murfreesboro, Tenn. ♦ Murphy Center

Charleston Southern	FG	3FG	FT	O-D-R	PF	PTS	A	T	B	S	MIN
McConico, T.	2-7	2-4	4-6	1-6-7	5	10	2	1	0	1	24
Sellers, T.	1-2	0-0	0-1	4-3-7	5	2	1	1	1	1	18
Alexander, D.	1-4	1-4	0-1	1-2-3	3	3	0	3	0	0	24
Buskey, D.	2-8	1-3	5-8	2-2-4	4	10	1	4	1	1	27
Keeling, C.	9-22	4-9	11-11	1-6-7	4	33	1	3	0	1	32
Louis, N.	0-1	0-1	0-0	0-0-0	0	0	0	0	0	0	0+
Moore, J.	0-0	0-0	0-0	0-0-0	0	0	0	0	0	0	0+
Jones, T.	3-6	0-1	0-0	3-3-6	3	6	1	1	0	1	27
Bowser, S.	0-0	0-0	0-2	1-0-1	0	0	0	0	0	0	4
Price, S.	0-2	0-1	0-0	0-2-2	0	0	1	2	0	1	21
Shuler, D.	3-9	1-3	2-4	2-1-3	2	9	2	1	0	1	23
Team				3-0-3							
Totals	21-61	9-26	22-33	18-25-43	26	73	9	17	2	7	200

FG% 1st: 7-27 (25.9%) 2nd: 14-34 (41.2%) Game: 21-61 (34.4%)
 3FG% 1st: 3-14 (21.4%) 2nd: 6-12 (50.0%) Game: 9-26 (34.6%)
 FT% 1st: 8-15 (53.3%) 2nd: 14-18 (77.8%) Game: 22-33 (66.7%)

Middle Tennessee	FG	3FG	FT	O-D-R	PF	PTS	A	T	B	S	MIN
Hawthorne, J.	4-6	0-1	2-2	2-0-2	3	10	1	2	1	0	12
Scurry, R.	5-8	0-0	2-4	1-3-4	3	12	1	2	2	0	29
Crump, A.	1-3	0-0	1-4	0-5-5	3	3	5	5	0	0	28
Sims, D.	4-9	1-4	0-0	1-3-4	2	9	3	1	0	3	29
Green, A.	6-17	3-9	7-8	0-6-6	3	22	2	2	1	1	37
Farquhar, J.	0-2	0-1	0-0	0-0-0	1	0	1	1	0	2	18
Johnson, J.	2-4	0-1	3-6	1-3-4	4	7	0	1	1	0	22
Massenburg, TJ	1-1	0-0	3-4	1-2-3	2	5	0	1	0	0	10
Gamble, K.	2-3	1-1	3-3	2-4-6	4	8	1	2	1	0	15
Team				0-2-2							
Totals	25-53	5-17	21-31	8-28-36	25	76	14	17	6	6	200

FG% 1st: 15-29 (51.7%) 2nd: 10-24 (41.7%) Game: 25-53 (47.2%)
 3FG% 1st: 4-8 (50.0%) 2nd: 1-9 (11.1%) Game: 5-17 (29.4%)
 FT% 1st: 11-15 (73.3%) 2nd: 10-16 (62.5%) Game: 21-31 (67.7%)

Officials: Kerry Sitton, Steve Divine, Andrew Walton

Technical: None

Attendance: 3,945

Score by Period

	1	2	F
Charleston Southern	25	48	73
Middle Tennessee	45	31	76

Points

	In Paint	Off T/O	2nd Chance	Fast Break	Bench
Charleston Southern	16	25	14	2	15
Middle Tennessee	34	21	10	0	20

Last FG - CSU 2nd-00:41, MT 2nd-03:02.
 Largest lead - CSU by 5 1st-17:49, MT by 21 2nd-18:46.
 CSU led for 03:39. MT led for 35:22. Game tied for 00:59.

Score tied - 1 time
Lead changed - 1 time

05

Middle Tennessee 52
 No. 4/4 Virginia 74

Nov. 21, 2018 ♦ Paradise Island, Bahamas ♦ Imperial Arena

Middle Tennessee	FG	3FG	FT	O-D-R	PF	PTS	A	T	B	S	MIN
Hawthorne, J.	2-6	0-1	0-0	2-4-6	4	4	0	2	2	1	30
Scurry, R.	3-6	0-0	4-6	2-0-2	2	10	0	3	0	2	26
Crump, A.	0-3	0-0	0-0	0-3-3	1	0	1	1	0	0	22
Sims, D.	3-7	0-2	1-1	0-3-3	2	7	5	1	0	1	31
Green, A.	4-12	2-7	1-1	0-3-3	2	11	1	2	0	1	25
Farquhar, J.	2-4	0-0	0-0	1-0-1	2	4	1	1	0	3	17
Johnson, J.	2-5	0-0	3-4	0-4-4	3	7	3	3	1	0	25
Massenburg, TJ	0-1	0-0	0-0	0-0-0	0	0	0	0	1	0	3
Gamble, K.	4-7	1-3	0-0	0-2-2	2	9	1	1	0	1	21
Team				1-1-2							1
Totals	20-51	3-13	9-12	6-20-26	18	52	12	15	4	9	200

FG%	1st: 9-26 (34.6%)	2nd: 11-25 (44.0%)	Game: 20-51 (39.2%)
3FG%	1st: 2-6 (33.3%)	2nd: 1-7 (14.3%)	Game: 3-13 (23.1%)
FT%	1st: 5-7 (71.4%)	2nd: 4-5 (80.0%)	Game: 9-12 (75.0%)

Virginia	FG	3FG	FT	O-D-R	PF	PTS	A	T	B	S	MIN
Diakite, M.	4-7	0-0	0-0	0-2-2	3	8	0	0	0	0	17
Key, B.	3-8	2-3	5-5	2-5-7	3	13	2	1	0	2	30
Guy, K.	5-14	3-9	2-2	0-2-2	1	15	1	4	0	3	34
Jerome, T.	2-5	0-2	3-4	0-1-1	1	7	3	2	0	0	31
Hunter, D.	5-9	2-5	3-4	2-6-8	0	15	9	4	1	1	35
Clark, K.	3-4	1-1	0-0	0-2-2	0	7	1	1	0	1	22
Nixon, J.	0-1	0-1	0-0	0-0-0	0	0	0	1	0	0	2
Stattmann, K.	1-2	0-1	0-0	1-0-1	0	2	0	0	0	0	3
Anthony, M.	0-0	0-0	0-0	0-1-1	1	0	0	0	0	0	3
Huff, J.	1-2	0-0	1-2	2-1-3	1	3	0	2	1	0	7
Salt, J.	2-3	0-0	0-3	2-2-4	1	4	0	0	1	0	14
Katstra, A.	0-1	0-1	0-0	0-1-1	0	0	0	0	0	0	2
Team				3-3-6							
Totals	26-56	8-23	14-20	12-26-38	11	74	16	13	4	8	200

FG%	1st: 14-25 (56.0%)	2nd: 12-31 (38.7%)	Game: 26-56 (46.4%)
3FG%	1st: 5-12 (41.7%)	2nd: 3-11 (27.3%)	Game: 8-23 (34.8%)
FT%	1st: 5-8 (62.5%)	2nd: 9-12 (75.0%)	Game: 14-20 (70.0%)

Officials: Keith Kimble, Try Styons, Chance Moore

Technical: None

Attendance: 1,115

Score by Period	1	2	F
Middle Tennessee	25	27	52
Virginia	38	36	74

Points	In Paint	Off T/O	2nd Chance	Fast Break	Bench
Middle Tennessee	30	11	6	6	20
Virginia	32	25	15	2	16

Last FG - MT 2nd-00:20, VA 2nd-00:43.
 Largest lead - MT none, VA by 24 2nd-02:30.
 MT led for 00:00. VA led for 38:38. Game tied for 01:22.

Score tied - 0 times
 Lead changed - 0 times



Middle Tennessee opened its stay on Paradise Island for the prestigious Battle 4 Atlantis by facing the No. 4 ranked Virginia Cavaliers, the eventual 2019 Men's Basketball National Champion. (Photo: MT ATHLETIC COMMUNICATIONS)



- 2018-19 BOX SCORES -

06

Middle Tennessee 53
Butler.....84

Nov. 22, 2018 ♦ Paradise Island, Bahamas ♦ Imperial Arena

Middle Tennessee	FG	3FG	FT	O-D-R	PF	PTS	A	T	B	S	MIN
Hawthorne, J.	3-8	1-2	4-4	0-3-3	3	11	0	3	1	0	32
Scurry, R.	2-5	0-1	3-7	3-4-7	2	7	1	1	0	0	24
Crump, A.	0-2	0-0	2-3	0-4-4	2	2	1	1	0	0	17
Sims, D.	4-7	1-2	0-0	0-0-0	1	9	0	3	0	1	29
Green, A.	2-8	1-4	0-0	0-3-3	1	5	0	4	0	0	23
Farquhar, J.	3-8	0-1	2-3	1-3-4	2	8	3	2	1	3	23
Johnson, J.	2-6	0-2	2-4	1-4-5	0	6	1	2	0	2	24
Mosley, L.	0-0	0-0	0-0	0-0-0	0	0	0	0	0	0	1
Miller, C.	0-0	0-0	0-0	0-0-0	0	0	0	0	0	0	1
Massenburg, TJ	0-0	0-0	0-0	0-0-0	0	0	0	0	0	0	2
Gamble, K.	1-9	1-2	2-2	5-3-8	3	5	0	1	0	0	23
Lewis, K.	0-0	0-0	0-0	0-0-0	0	0	0	0	0	0	1
Team				8-0-8							3
Totals	17-53	4-14	15-23	18-24-42	14	53	6	20	2	6	200

FG% 1st: 10-25 (40.0%) 2nd: 7-28 (25.0%) Game: 17-53 (32.1%)
 3FG% 1st: 3-7 (42.9%) 2nd: 1-7 (14.3%) Game: 4-14 (28.6%)
 FT% 1st: 4-7 (57.1%) 2nd: 11-16 (68.8%) Game: 15-23 (65.2%)

Butler	FG	3FG	FT	O-D-R	PF	PTS	A	T	B	S	MIN
McDermott, S.	7-12	7-11	0-0	1-1-2	2	21	1	0	0	0	22
Fowler, N.	1-5	0-3	0-0	2-3-5	4	2	2	2	0	1	19
Thompson, A.	1-5	0-1	0-0	0-0-0	2	2	8	2	1	1	33
Baldwin, K.	7-10	3-4	1-2	0-5-5	2	18	4	0	2	2	23
Jorgensen, P.	7-12	5-8	2-2	2-1-3	0	21	0	0	0	1	25
Donovan, C.	0-1	0-1	0-0	0-0-0	0	0	1	0	0	0	3
Baddley, H.	4-5	1-2	1-2	1-3-4	2	10	2	3	1	2	24
Gillens-Butler, J.	0-4	0-3	0-1	0-4-4	3	0	0	0	0	1	16
David, C.	2-4	0-2	0-0	2-0-2	2	4	1	0	1	2	14
Brunk, J.	2-2	0-0	2-3	0-5-5	2	6	3	2	0	2	21
Team				1-2-3							1
Totals	31-60	16-35	6-10	9-24-33	19	84	22	10	5	12	200

FG% 1st: 16-35 (45.7%) 2nd: 15-25 (60.0%) Game: 31-60 (51.7%)
 3FG% 1st: 9-20 (45.0%) 2nd: 7-15 (46.7%) Game: 16-35 (45.7%)
 FT% 1st: 3-4 (75.0%) 2nd: 3-6 (50.0%) Game: 6-10 (60.0%)

Officials: Tim Gattis, Jeb Hartness, Clarence Armstrong

Technical: None
Attendance: 953

Score by Period	1	2	F
Middle Tennessee	27	26	53
Butler	44	40	84

Points	In	Off	2nd	Fast	Bench
Middle Tennessee	18	10	15	0	19
Butler	24	28	6	0	20

Last FG - MT 2nd-04:34, BUTLER 2nd-02:37.
 Largest lead - MT by 3 1st-18:35, BUTLER by 36 2nd-07:39.
 MT led for 01:24. BUTLER led for 36:58. Game tied for 01:38.

Score tied - 2 times
Lead changed - 1 time

07

Middle Tennessee 54
Stanford.....67

Nov. 23, 2018 ♦ Paradise Island, Bahamas ♦ Imperial Arena

Middle Tennessee	FG	3FG	FT	O-D-R	PF	PTS	A	T	B	S	MIN
Hawthorne, J.	2-9	0-0	4-4	2-6-8	3	8	0	5	4	1	38
Scurry, R.	1-8	0-0	0-0	2-2-4	5	2	0	1	0	2	24
Crump, A.	1-3	0-0	0-1	0-1-1	0	2	0	4	0	0	14
Sims, D.	0-1	0-0	0-0	1-0-1	4	0	2	4	0	1	20
Green, A.	9-20	0-4	3-3	0-3-3	3	21	0	2	0	1	38
Farquhar, J.	2-4	0-1	0-0	0-3-3	2	4	1	2	0	2	23
Johnson, J.	5-8	0-1	4-8	1-4-5	4	14	0	4	2	2	26
Gamble, K.	1-6	0-1	1-2	4-1-5	2	3	0	0	0	1	17
Team				2-3-5							1
Totals	21-59	0-7	12-18	12-23-35	24	54	3	22	6	10	200

FG% 1st: 8-25 (32.0%) 2nd: 13-34 (38.2%) Game: 21-59 (35.6%)
 3FG% 1st: 0-2 (0.0%) 2nd: 0-5 (0.0%) Game: 0-7 (0.0%)
 FT% 1st: 7-12 (58.3%) 2nd: 5-6 (83.3%) Game: 12-18 (66.7%)

Stanford	FG	3FG	FT	O-D-R	PF	PTS	A	T	B	S	MIN
Okpala, KZ	7-14	2-4	6-7	13-4	4	22	0	3	1	0	25
Davis, D.	3-8	2-3	1-2	19-10	4	9	4	3	2	4	33
Wills, B.	0-3	0-0	0-1	1-2-3	0	0	5	3	1	4	26
Da Silva, O.	2-7	1-6	1-2	0-2-2	3	6	1	2	2	1	30
Ryan, C.	1-7	0-5	7-8	1-7-8	2	9	2	4	0	2	35
White, I.	1-1	1-1	0-0	0-0-0	0	3	0	0	0	0	1
Pugh, K.	2-4	1-2	0-0	0-2-2	0	5	0	0	0	0	10
Delaire, J.	1-2	1-2	0-0	0-2-2	2	3	1	0	0	0	4
Sheffield, M.	0-1	0-1	0-0	0-0-0	1	0	1	3	0	1	13
Sharma, J.	4-6	0-1	2-4	3-14	1	10	0	1	1	0	21
Kisunas, L.	0-2	0-0	0-0	1-1-2	0	0	0	0	0	0	2
Team				4-2-6							2
Totals	21-55	8-25	17-24	12-31-43	17	67	14	21	7	12	200

FG% 1st: 9-30 (30.0%) 2nd: 12-25 (48.0%) Game: 21-55 (38.2%)
 3FG% 1st: 7-17 (41.2%) 2nd: 1-8 (12.5%) Game: 8-25 (32.0%)
 FT% 1st: 7-8 (87.5%) 2nd: 10-16 (62.5%) Game: 17-24 (70.8%)

Officials: Terry Wymer, Jeb Hartness, Tim Gattis

Technical: MT - Team
Attendance: 1,087

Score by Period	1	2	F
Middle Tennessee	23	31	54
Stanford	32	35	67

Points	In	Off	2nd	Fast	Bench
Middle Tennessee	38	9	12	6	21
Stanford	24	12	1	6	21

Last FG - MT 2nd-00:02, STANFORD 2nd-01:27.
 Largest lead - MT by 2 1st-11:49, STANFORD by 18 2nd-05:19.
 MT led for 00:18. STANFORD led for 37:08. Game tied for 02:34.

Score tied - 3 times
Lead changed - 2 times



- 2018-19 BOX SCORES -

08

Lipscomb84
 Middle Tennessee74

Dec. 1, 2018 ♦ Murfreesboro, Tenn. ♦ Murphy Center

Lipscomb	FG	3FG	FT	O-D-R	PF	PTS	A	T	B	S	MIN
Marberry, R.	5-7	0-0	2-4	2-1-3	3	12	1	2	1	0	20
Pepper, E.	1-1	0-0	4-6	3-8-11	2	6	1	0	2	4	28
Buckland, M.	1-2	1-2	1-2	0-1-1	1	4	1	0	0	0	28
Cooper, K.	4-7	0-1	2-3	0-2-2	2	10	2	2	0	2	26
Mathews, G.	8-19	4-11	9-10	2-0-2	3	29	2	1	0	1	29
Asadullah, A.	4-7	0-0	2-2	1-3-4	2	10	1	1	0	0	17
Moran, N.	1-8	1-7	0-0	0-0-0	0	3	1	1	0	0	15
Wolfe, J.	0-0	0-0	2-2	0-1-1	1	2	2	0	0	0	11
Jones, A.	0-0	0-0	0-0	0-0-0	1	0	1	0	0	0	4
Rose, M.	3-6	2-5	0-0	1-0-1	1	8	1	0	0	0	11
Flener, Z.	0-0	0-0	0-0	0-0-0	0	0	0	0	0	0	1
Fleming, A.	0-0	0-0	0-0	1-1-2	2	0	2	2	0	0	9
Merritt, J.M.	0-0	0-0	0-0	0-0-0	0	0	0	0	0	0	1
Team				0-4-4							
Totals	27-57	8-26	22-29	10-21-31	18	84	15	9	3	7	200

FG% 1st:12-34(35.3%) 2nd:15-23(65.2%) Game:27-57(47.4%)
 3FG% 1st:4-16(25.0%) 2nd:4-10(40.0%) Game:8-26(30.8%)
 FT% 1st:9-9(100.0%) 2nd:13-20(65.0%) Game:22-29(75.9%)

Middle Tennessee	FG	3FG	FT	O-D-R	PF	PTS	A	T	B	S	MIN
Hawthorne, J.	1-4	1-4	2-2	4-0-4	3	5	1	0	0	0	30
Scurry, R.	0-1	0-0	0-0	1-5-6	4	0	0	1	0	0	15
Johnson, J.	5-9	0-1	6-7	0-2-2	3	16	1	2	0	1	21
Sims, D.	2-4	0-0	0-0	0-2-2	1	4	2	2	0	0	22
Green, A.	10-23	7-13	3-3	0-4-4	1	30	1	4	0	0	39
Crump, A.	1-4	0-1	0-0	0-3-3	5	2	0	1	0	0	13
Farquhar, J.	3-7	0-2	2-2	1-3-4	1	8	3	2	0	0	23
Mosley, L.	0-0	0-0	0-0	0-0-0	1	0	0	0	0	0	1
Miller, C.	0-0	0-0	0-0	0-0-0	0	0	0	0	0	0	1
Massenburg, TJ	0-0	0-0	0-0	0-2-2	1	0	0	0	0	0	7
Gamble, K.	3-5	1-1	2-4	5-2-7	4	9	0	5	1	2	28
Team				1-0-1							
Totals	25-57	9-22	15-18	12-23-35	24	74	8	17	1	3	200

FG% 1st:15-28(53.6%) 2nd:10-29(34.5%) Game:25-57(43.9%)
 3FG% 1st:5-10(50.0%) 2nd:4-12(33.3%) Game:9-22(40.9%)
 FT% 1st:3-3(100.0%) 2nd:12-15(80.0%) Game:15-18(83.3%)

Officials: John St. Clair, Joe DeRosa, Brian McNutt

Technical: None
 Attendance: 4,574

Score by Period	1	2	F
Lipscomb	37	47	84
Middle Tennessee	38	36	74

Points	In Paint	Off T/O	2nd Chance	Fast Break	Bench
Lipscomb	32	21	6	6	23
Middle Tennessee	22	15	12	4	19

Last FG - LIP 2nd-02:58, MT 2nd-00:04.
 Largest lead - LIP by 13 2nd-08:10, MT by 3 1st-18:21.
 LIP led for 32:00. MT led for 02:40. Game tied for 05:20.

Score tied - 10 times
 Lead changed - 8 times

09

Middle Tennessee51
 Vanderbilt79

Dec. 5, 2018 ♦ Nashville, Tenn. ♦ Memorial Gymnasium

Middle Tennessee	FG	3FG	FT	O-D-R	PF	PTS	A	T	B	S	MIN
Scurry, R.	6-9	0-0	2-6	4-3-7	3	14	0	4	1	0	24
Gamble, K.	3-10	0-2	0-3	4-4-8	3	6	0	1	2	1	29
Sims, D.	1-3	0-2	0-0	0-1-1	3	2	2	1	0	0	21
Johnson, J.	1-9	0-2	3-6	1-3-4	2	5	2	1	0	0	33
Green, A.	6-16	2-8	4-4	1-3-4	1	18	1	3	0	1	32
Crump, A.	0-0	0-0	0-0	0-1-1	2	0	0	2	0	0	10
Farquhar, J.	2-5	0-0	0-0	0-1-1	2	4	3	1	1	1	20
Hawthorne, J.	0-0	0-0	0-0	1-0-1	2	0	0	0	0	0	10
Mosley, L.	0-0	0-0	0-0	0-0-0	0	0	0	0	0	0	1
Miller, C.	0-0	0-0	0-0	0-0-0	0	0	0	0	0	0	1
Massenburg, TJ	1-3	0-0	0-0	1-2-3	0	2	0	1	0	0	17
Butler Jr., D.	0-1	0-0	0-0	0-0-0	1	0	0	0	0	0	1
Lewis, K.	0-0	0-0	0-0	0-0-0	0	0	0	0	0	0	1
Team				2-0-2							
Totals	20-56	2-14	9-19	14-18-32	19	51	8	14	4	3	200

FG% 1st:8-26(30.8%) 2nd:12-30(40.0%) Game:20-56(35.7%)
 3FG% 1st:0-6(0.0%) 2nd:2-8(25.0%) Game:2-14(14.3%)
 FT% 1st:5-13(38.5%) 2nd:4-6(66.7%) Game:9-19(47.4%)

Vanderbilt	FG	3FG	FT	O-D-R	PF	PTS	A	T	B	S	MIN
Shittu, S.	6-13	0-3	3-4	2-4-6	3	15	0	2	0	1	21
Moyer, M.	4-6	2-3	4-4	1-1-2	2	14	1	1	1	0	20
Ryan, M.	3-5	2-4	1-1	0-0-0	0	9	2	1	0	0	21
Lee, S.	2-9	1-3	2-2	0-4-4	1	7	3	0	0	2	28
Toye, J.	2-3	0-0	2-2	1-2-3	3	6	0	3	0	1	22
Wetzel, Y.	1-3	1-2	2-2	1-2-3	1	5	1	4	1	2	17
Evans, M.	3-8	1-3	2-2	2-2-4	2	9	3	1	0	0	22
Rice, I.	0-0	0-0	0-0	0-0-0	0	0	0	0	0	0	1
Brown, C.	2-4	1-1	0-0	0-2-2	3	5	1	1	1	0	21
Nesmith, A.	3-4	1-2	2-2	0-8-8	1	9	2	0	2	1	26
Hunt, M.	0-0	0-0	0-0	0-0-0	0	0	0	0	0	0	1
Team				3-3-6							
Totals	26-55	9-21	18-19	10-28-38	16	79	13	13	5	7	200

FG% 1st:11-26(42.3%) 2nd:15-29(51.7%) Game:26-55(47.3%)
 3FG% 1st:5-9(55.6%) 2nd:4-12(33.3%) Game:9-21(42.9%)
 FT% 1st:15-15(100.0%) 2nd:3-4(75.0%) Game:18-19(94.7%)

Officials: Pat Adams, Byron Jarrett, Bart Lenox

Technical: None
 Attendance: 8,513

Score by Period	1	2	F
Middle Tennessee	21	30	51
Vanderbilt	42	37	79

Points	In Paint	Off T/O	2nd Chance	Fast Break	Bench
Middle Tennessee	28	9	14	2	6
Vanderbilt	34	17	18	12	28

Last FG - MT 2nd-02:30, VU 2nd-00:47.
 Largest lead - MT by 1 1st-17:04, VU by 32 2nd-08:40.
 MT led for 01:52. VU led for 36:24. Game tied for 01:44.

Score tied - 1 time
 Lead changed - 2 times

2018-19 REVIEW

- 2018-19 BOX SCORES -

10

Murray State 64
Middle Tennessee 42

Dec. 8, 2018 ♦ Murfreesboro, Tenn. ♦ Murphy Center

Murray State	FG	3FG	FT	O-D-R	PF	PTS	A	T	B	S	MIN
Davis, M.	0-4	0-3	0-0	0-1-1	3	0	0	1	0	1	22
Sanchious, B.	1-3	0-0	2-2	1-4-5	1	4	0	0	3	1	28
Brown, T.	4-8	4-8	3-4	1-4-5	3	15	1	3	0	0	28
Buchanan, S.	9-17	1-6	2-2	0-7-7	2	21	4	2	1	7	37
Morant, J.	4-8	1-3	0-1	1-2-3	0	9	7	4	0	2	31
Gilmore, D.	0-0	0-0	0-0	0-0-0	0	0	0	0	0	0	2
Eaves, J.	2-3	2-2	0-0	0-1-1	0	6	1	1	0	0	8
Whitley, B.	0-4	0-2	0-0	0-1-1	2	0	0	0	0	0	13
Williams, KJ	4-5	0-0	0-0	2-1-3	0	8	0	1	0	0	16
Johnson, J.	0-1	0-1	0-0	0-1-1	0	0	0	0	0	0	2
Cowart, D.	0-0	0-0	1-2	1-3-4	4	1	1	0	0	0	13
Team				0-1-1							1
Totals	24-53	8-25	8-11	6-26-32	15	64	14	13	5	11	200

FG% 1st: 13-29 (44.8%) 2nd: 11-24 (45.8%) Game: 24-53 (45.3%)
 3FG% 1st: 4-14 (28.6%) 2nd: 4-11 (36.4%) Game: 8-25 (32.0%)
 FT% 1st: 5-6 (83.3%) 2nd: 3-5 (60.0%) Game: 8-11 (72.7%)

Middle Tennessee	FG	3FG	FT	O-D-R	PF	PTS	A	T	B	S	MIN
Scurry, R.	0-3	0-0	0-0	1-1-2	2	0	0	3	0	0	12
Gamble, K.	3-5	0-0	3-6	2-7-9	1	9	0	1	1	0	32
Sims, D.	1-4	0-2	1-1	0-1-1	1	3	1	4	0	0	21
Johnson, J.	3-12	0-1	6-6	2-4-6	4	12	1	4	0	1	36
Green, A.	4-9	1-5	2-2	1-4-5	2	11	0	5	0	1	33
Farquhar, J.	0-4	0-1	0-0	0-0-0	1	0	0	1	0	1	27
Hawthorne, J.	2-8	0-1	0-0	5-4-9	4	4	0	6	0	1	30
Mosley, L.	0-1	0-1	0-0	0-1-1	0	0	1	0	0	0	2
Miller, C.	0-1	0-1	0-0	0-0-0	0	0	0	0	0	0	2
Massenburg, TJ	0-0	0-0	0-0	1-1-2	0	0	0	0	0	0	3
Butler Jr., D.	1-1	1-1	0-0	0-0-0	0	3	0	0	0	0	2
Team				0-1-1							0
Totals	14-48	2-13	12-15	12-24-36	15	42	3	24	1	4	200

FG% 1st: 7-24 (29.2%) 2nd: 7-24 (29.2%) Game: 14-48 (29.2%)
 3FG% 1st: 0-6 (0.0%) 2nd: 2-7 (28.6%) Game: 2-13 (15.4%)
 FT% 1st: 5-6 (83.3%) 2nd: 7-9 (77.8%) Game: 12-15 (80.0%)

Officials: Tim Gattis, Craig Murley, Andrew Walton
Technical: None
Attendance: 4,102

Score by Period	1	2	F
Murray State	35	29	64
Middle Tennessee	19	23	42

Points	In	Off	2nd	Fast	Bench
Murray State	28	21	3	12	15
Middle Tennessee	22	8	11	4	7

Last FG - MSU 2nd-02:04, MT 2nd-00:20.
 Largest lead - MSU by 30 2nd-05:04, MT by 2 1st-19:38.
 MSU led for 39:03. MT led for 00:35. Game tied for 00:22.

Score tied - 0 times
 Lead changed - 1 time

11

Middle Tennessee 62
Toledo 84

Dec. 15, 2018 ♦ Toledo, Ohio ♦ John F. Savage Arena

Middle Tennessee	FG	3FG	FT	O-D-R	PF	PTS	A	T	B	S	MIN
Scurry, R.	5-10	0-0	3-4	2-4-6	1	13	1	0	0	0	33
Gamble, K.	3-7	1-2	1-2	1-5-6	4	8	1	1	0	0	17
Sims, D.	2-9	0-4	0-0	0-4-4	1	4	4	5	0	1	32
Johnson, J.	1-4	0-1	1-6	1-3-4	2	3	2	4	0	2	28
Green, A.	6-16	1-6	0-0	0-3-3	2	13	1	3	0	2	36
Farquhar, J.	3-7	0-1	0-0	0-3-3	5	6	3	0	0	0	21
Hawthorne, J.	3-5	0-1	1-3	6-3-9	2	7	1	1	1	0	24
Mosley, L.	1-1	0-0	0-0	0-1-1	0	2	0	0	0	0	5
Miller, C.	0-0	0-0	0-0	0-0-0	0	0	0	0	0	0	1
Massenburg, TJ	0-0	0-0	0-0	0-0-0	0	0	0	0	0	0	1
Butler Jr., D.	2-2	2-2	0-0	0-1-1	0	6	0	0	0	0	1
Lewis, K.	0-0	0-0	0-0	0-0-0	0	0	0	0	0	0	1
Team				1-0-1							0
Totals	26-61	4-17	6-15	11-27-38	17	62	13	14	1	5	200

FG% 1st: 14-32 (43.8%) 2nd: 12-29 (41.4%) Game: 26-61 (42.6%)
 3FG% 1st: 2-8 (25.0%) 2nd: 2-9 (22.2%) Game: 4-17 (23.5%)
 FT% 1st: 0-0 (0.0%) 2nd: 6-15 (40.0%) Game: 6-15 (40.0%)

Toledo	FG	3FG	FT	O-D-R	PF	PTS	A	T	B	S	MIN
Jackson, W.	3-8	0-0	1-3	2-10-12	2	7	2	0	0	0	25
Navigato, N.	5-7	4-5	2-2	3-3-6	1	16	3	0	2	1	28
Knapke, L.	4-8	2-3	2-2	2-3-5	4	12	1	2	1	2	26
Green, M.	7-10	3-5	0-0	0-3-3	2	17	6	1	0	0	25
Sanford, J.	5-11	0-4	2-2	0-0-0	2	12	2	2	0	2	25
Gordon IV, J.	1-1	0-0	0-0	0-0-0	0	2	0	0	0	0	1
Littleton, S.	0-2	0-1	0-0	1-2-3	1	0	3	1	0	0	19
Edu, AJ	0-3	0-1	1-2	0-4-4	2	1	2	0	2	0	12
Schaffer, M.	0-1	0-1	0-0	0-0-0	0	0	0	0	0	0	1
Alderson, D.	1-3	0-1	2-2	0-0-0	0	4	0	1	0	1	15
Williams, B.	0-0	0-0	0-0	0-0-0	0	0	1	0	0	0	1
Darrington, C.	2-7	2-5	6-6	0-1-1	1	12	2	1	0	1	19
Hill, L.	0-0	0-0	1-2	0-1-1	0	1	0	0	0	0	3
Team				0-1-1							1
Totals	28-61	11-26	17-21	8-28-36	15	84	22	9	5	7	200

FG% 1st: 15-27 (55.6%) 2nd: 13-34 (38.2%) Game: 28-61 (45.9%)
 3FG% 1st: 7-13 (53.8%) 2nd: 4-13 (30.8%) Game: 11-26 (42.3%)
 FT% 1st: 11-13 (84.6%) 2nd: 6-8 (75.0%) Game: 17-21 (81.0%)

Officials: Bryan Anslinger, Frank Spencer, Bill Ek
Technical: MT - Team
Attendance: 4,205

Score by Period	1	2	F
Middle Tennessee	30	32	62
Toledo	48	36	84

Points	In	Off	2nd	Fast	Bench
Middle Tennessee	36	7	4	9	21
Toledo	24	11	8	8	20

Last FG - MT 2nd-00:22, TOL 2nd-00:34.
 Largest lead - MT by 5 1st-18:49, TOL by 28 2nd-05:09.
 MT led for 02:47. TOL led for 36:16. Game tied for 00:57.

Score tied - 1 time
 Lead changed - 3 times



- 2018-19 BOX SCORES -

12

Ole Miss 74
 Middle Tennessee 56

Dec. 21, 2018 • Nashville, Tenn. • Bridgestone Arena

Ole Miss	FG	3FG	FT	O-D-R	PF	PTS	A	T	B	S	MIN
Hinson, B.	3-8	0-2	2-2	0-2-2	1	8	0	0	0	0	25
Olejniczak, D.	5-6	0-0	0-0	1-2-3	4	10	0	3	0	0	12
Shuler, D.	3-8	1-2	0-0	2-2-4	0	7	2	1	1	2	30
Davis, T.	2-7	1-3	3-5	1-6-7	3	8	4	4	1	2	28
Tyree, B.	10-13	4-6	0-0	1-1-2	1	24	1	4	0	2	32
Naylor, Z.	0-1	0-1	0-0	0-1-1	1	0	0	0	0	0	3
Stevens, B.	4-9	2-6	2-4	0-4-4	2	12	2	1	0	1	26
Buffen, KJ	1-3	0-1	1-3	3-6-9	2	3	3	3	0	1	19
Rodriguez, L.	1-2	0-0	0-0	1-2-3	1	2	0	0	2	1	9
Davis, D.C.	0-1	0-1	0-0	2-0-2	1	0	1	0	0	0	16
Morgano, A.	0-0	0-0	0-0	0-0-0	0	0	0	0	0	0	0+
Team	1-4-5				1						
Totals	29-58	8-22	8-14	12-30-42	16	74	13	17	4	9	200

FG% 1st: 13-27 (48.1%) 2nd: 16-31 (51.6%) Game: 29-58 (50.0%)
 3FG% 1st: 6-14 (42.9%) 2nd: 2-8 (25.0%) Game: 8-22 (36.4%)
 FT% 1st: 6-11 (54.5%) 2nd: 2-3 (66.7%) Game: 8-14 (57.1%)

MiddleTennessee	FG	3FG	FT	O-D-R	PF	PTS	A	T	B	S	MIN
Scurry, R.	4-4	0-0	5-5	2-0-2	2	13	1	0	0	0	22
Gamble, K.	0-9	0-2	0-0	2-0-2	3	0	1	2	0	0	18
Sims, D.	2-5	0-1	1-2	1-5-6	1	5	0	5	0	4	36
Johnson, J.	4-7	0-1	4-8	0-7-7	2	12	2	3	0	0	39
Green, A.	7-17	5-8	3-4	1-2-3	2	22	0	3	0	1	32
Farquhar, J.	0-2	0-1	0-0	0-0-0	1	0	1	1	0	1	15
Hawthorne, J.	2-11	0-1	0-0	2-2-4	2	4	2	2	1	2	29
Mosley, L.	0-0	0-0	0-0	0-1-1	0	0	0	0	0	0	1
Miller, C.	0-1	0-0	0-0	0-0-0	0	0	0	0	0	0	1
Massenburg, TJ	0-0	0-0	0-0	1-1-2	2	0	0	1	1	0	6
Butler Jr., D.	0-0	0-0	0-0	0-0-0	0	0	0	0	0	0	1
Lewis, K.	0-0	0-0	0-0	0-0-0	0	0	0	0	0	0	0+
Team	1-2-3				1						
Totals	19-56	5-14	13-19	10-20-30	15	56	7	17	2	8	200

FG% 1st: 9-30 (30.0%) 2nd: 10-26 (38.5%) Game: 19-56 (33.9%)
 3FG% 1st: 2-6 (33.3%) 2nd: 3-8 (37.5%) Game: 5-14 (35.7%)
 FT% 1st: 6-6 (100.0%) 2nd: 7-13 (53.8%) Game: 13-19 (68.4%)

Officials: Terry Oglesby, Ted Valentine, Hunter Allen
 Technicals: None
 Attendance: 11,294

Score by Period	1	2	F
Ole Miss	38	36	74
Middle Tennessee	26	30	56

Points	In Paint	Off T/O	2nd Chance	Fast Break	Bench
Ole Miss	30	17	12	8	17
Middle Tennessee	26	21	11	0	4

Last FG - OM 2nd-04:36, MT 2nd-02:56.
 Largest lead - OM by 29 2nd-07:32, MT by 2 1st-19:31.
 OM led for 36:30. MT led for 00:40. Game tied for 02:50.

Score tied - 3 times
 Lead changed - 3 times

13

Middle Tennessee 60
 Rhode Island 72

Dec. 30, 2018 • Kingston, R.I. • Ryan Center

MiddleTennessee	FG	3FG	FT	O-D-R	PF	PTS	A	T	B	S	MIN
Scurry, R.	2-6	0-0	1-2	2-1-3	2	5	1	0	2	0	24
Gamble, K.	3-9	1-4	1-1	3-4-7	1	8	0	1	1	4	34
Sims, D.	5-11	3-4	2-4	1-5-6	2	15	2	1	1	1	34
Johnson, J.	0-7	0-3	0-2	1-6-7	3	0	2	5	0	2	37
Green, A.	10-19	5-9	1-2	0-3-3	3	26	0	3	0	2	38
Farquhar, J.	0-1	0-1	0-0	0-1-1	2	0	1	2	0	0	11
Hawthorne, J.	3-7	0-0	0-0	4-0-4	3	6	3	4	1	0	22
Team	4-0-4				1						
Totals	23-60	9-21	5-11	15-20-35	16	60	9	16	5	9	200

FG% 1st: 10-26 (38.5%) 2nd: 13-34 (38.2%) Game: 23-60 (38.3%)
 3FG% 1st: 6-8 (75.0%) 2nd: 3-13 (23.1%) Game: 9-21 (42.9%)
 FT% 1st: 1-4 (25.0%) 2nd: 4-7 (57.1%) Game: 5-11 (45.5%)

Rhode Island	FG	3FG	FT	O-D-R	PF	PTS	A	T	B	S	MIN
Harris, J.	3-4	0-0	3-3	2-3-5	4	9	1	2	1	0	25
Langevine, C.	2-7	0-0	2-3	2-2-4	2	6	2	4	2	1	32
Russell, F.	3-13	1-8	4-6	0-2-2	1	11	5	3	2	2	36
Dowtin, J.	7-12	3-5	0-0	2-2-4	1	17	4	2	0	3	35
Thompson, C.	1-5	0-3	5-5	2-0-2	3	7	3	2	0	2	25
Martin, T.	3-7	1-4	0-0	2-6-8	0	7	0	0	1	2	22
Preston, R.	0-1	0-0	0-0	0-2-2	1	0	1	0	0	0	4
Tate, D.	5-7	3-3	2-2	1-5-6	2	15	0	0	0	0	18
Silverio, O.	0-1	0-1	0-0	0-1-1	0	0	0	1	0	1	3
Team	3-2-5				1						
Totals	24-57	8-24	16-19	14-25-39	14	72	16	14	5	10	200

FG% 1st: 11-26 (42.3%) 2nd: 13-31 (41.9%) Game: 24-57 (42.1%)
 3FG% 1st: 4-12 (33.3%) 2nd: 4-12 (33.3%) Game: 8-24 (33.3%)
 FT% 1st: 3-3 (100.0%) 2nd: 13-16 (81.3%) Game: 16-19 (84.2%)

Officials: Jeff Clark, Steve Anderson, Rogers Ayers
 Technicals: None
 Attendance: 6,382

Score by Period	1	2	F
Middle Tennessee	27	33	60
Rhode Island	29	43	72

Points	In Paint	Off T/O	2nd Chance	Fast Break	Bench
Middle Tennessee	26	11	21	8	6
Rhode Island	26	10	13	12	22

Last FG - MT 2nd-00:22, RI 2nd-02:36.
 Largest lead - MT by 6 1st-15:58, RI by 16 2nd-07:20.
 MT led for 08:52. RI led for 27:54. Game tied for 03:14.

Score tied - 6 times
 Lead changed - 7 times



- 2018-19 BOX SCORES -

14	FIU 83
	Middle Tennessee 76

15	Florida Atlantic 63
	Middle Tennessee 56

Jan. 3, 2019 ♦ Murfreesboro, Tenn. ♦ Murphy Center

FIU	FG	3FG	FT	O-D-R	PF	PTS	A	T	B	S	MIN
Andrews, D.	6-11	0-3	0-0	1-1-2	0	12	0	1	2	0	25
Dieng, E.	1-1	0-0	0-0	0-3-3	3	2	0	0	1	0	9
Jacob, T.	6-9	6-9	2-2	0-7-7	2	20	0	3	0	2	27
Beard Jr., B.	9-23	5-13	5-7	0-1-1	0	28	7	3	0	2	38
Nunez Jr., W.	0-4	0-3	0-0	0-0-0	0	0	0	0	0	0	8
Banks, I.	1-4	0-1	1-1	0-2-2	2	3	0	1	1	1	11
Daye Jr., A.	5-7	0-1	1-1	0-2-2	4	11	3	1	0	2	29
Burwell, M.	0-4	0-1	0-0	0-1-1	2	0	3	0	0	0	17
Douglas, M.	1-2	1-1	0-0	1-0-1	1	3	0	0	0	0	15
Osaghae, O.	2-3	0-0	0-0	0-7-7	4	4	1	1	2	0	21
Team				1-4-5							
Totals	31-68	12-32	9-11	3-28-31	18	83	14	10	5	7	200

FG% 1st: 12-34 (35.3%) 2nd: 19-34 (55.9%) Game: 31-68 (45.6%)
 3FG% 1st: 5-18 (27.8%) 2nd: 7-14 (50.0%) Game: 12-32 (37.5%)
 FT% 1st: 2-2 (100.0%) 2nd: 7-9 (77.8%) Game: 9-11 (81.8%)

Middle Tennessee	FG	3FG	FT	O-D-R	PF	PTS	A	T	B	S	MIN
Scurry, R.	4-9	0-0	0-0	5-1-6	3	8	0	1	1	1	24
Gamble, K.	6-12	0-1	0-3	5-6-11	3	12	1	2	1	1	28
Sims, D.	6-13	3-6	2-3	1-8-9	3	17	0	2	0	1	34
Johnson, J.	4-10	0-1	6-8	1-5-6	3	14	5	5	0	2	34
Green, A.	6-16	3-11	8-9	0-7-7	2	23	0	4	1	2	37
Farquhar, J.	0-2	0-1	0-0	1-0-1	1	0	2	1	0	0	15
Hawthorne, J.	1-2	0-0	0-0	2-8-10	3	2	1	3	0	1	28
Team				0-1-1							3
Totals	27-64	6-20	16-23	15-36-51	18	76	9	21	3	8	200

FG% 1st: 12-31 (38.7%) 2nd: 15-33 (45.5%) Game: 27-64 (42.2%)
 3FG% 1st: 5-13 (38.5%) 2nd: 1-7 (14.3%) Game: 6-20 (30.0%)
 FT% 1st: 4-4 (100.0%) 2nd: 12-19 (63.2%) Game: 16-23 (69.6%)

Officials: Jeb Hartness, Antinio Petty, Raymond Styons
Technical: None
Attendance: 3,307

Score by Period	1	2	F
FIU	31	52	83
Middle Tennessee	33	43	76

Points	In Paint	Off T/O	2nd Chance	Fast Break	Bench
FIU	36	21	5	8	21
Middle Tennessee	42	7	22	4	2

Last FG - FIU 2nd-01:31, MT 2nd-00:19.
 Largest lead - FIU by 11 2nd-02:22, MT by 14 2nd-13:58.
 FIU led for 20:48. MT led for 17:38. Game tied for 01:34.

Score tied - 2 times
 Lead changed - 6 times

Jan. 5, 2019 ♦ Murfreesboro, Tenn. ♦ Murphy Center

Florida Atlantic	FG	3FG	FT	O-D-R	PF	PTS	A	T	B	S	MIN
Niang, M.	1-7	0-2	0-0	2-3-5	1	2	1	0	0	2	20
Lepichev, S.	1-5	0-1	0-0	3-5-8	2	2	1	1	0	0	29
Zecevic, A.	3-9	0-1	2-2	2-2-4	0	8	0	1	0	0	17
Adger, A.	9-16	3-8	12-13	0-4-4	0	33	0	4	0	2	35
Forrest, M.	0-3	0-1	0-2	0-3-3	0	0	2	1	0	0	24
Stapleton, X.	3-10	1-6	1-2	2-2-4	4	8	0	0	0	1	14
Ellis, K.	0-2	0-1	0-0	0-1-1	0	0	0	0	0	0	8
Maitre, R.	1-5	0-1	0-0	0-4-4	1	2	1	0	0	0	24
Jackson, C.	0-4	0-2	0-0	2-0-2	0	0	0	0	0	2	13
Silins, K.	4-5	0-0	0-0	1-2-3	3	8	0	1	0	1	16
Team				0-0-0							
Totals	22-66	4-23	15-19	12-26-38	11	63	5	8	0	8	200

FG% 1st: 9-37 (24.3%) 2nd: 13-29 (44.8%) Game: 22-66 (33.3%)
 3FG% 1st: 2-13 (15.4%) 2nd: 2-10 (20.0%) Game: 4-23 (17.4%)
 FT% 1st: 5-5 (100.0%) 2nd: 10-14 (71.4%) Game: 15-19 (78.9%)

Middle Tennessee	FG	3FG	FT	O-D-R	PF	PTS	A	T	B	S	MIN
Scurry, R.	6-9	0-0	1-2	1-7-8	0	13	0	3	0	0	29
Gamble, K.	3-6	0-1	0-0	1-3-4	2	6	0	3	0	0	19
Sims, D.	2-9	1-6	0-0	0-5-5	3	5	6	5	0	0	38
Johnson, J.	1-5	0-0	0-0	0-4-4	4	2	0	3	0	1	20
Green, A.	7-15	4-9	2-2	0-2-2	1	20	0	0	0	1	38
Farquhar, J.	3-4	0-0	0-1	0-2-2	4	6	2	1	0	0	21
Hawthorne, J.	1-3	0-1	1-2	1-6-7	3	3	2	3	1	0	30
Mosley, L.	0-0	0-0	1-2	0-3-3	0	1	0	1	0	0	3
Massenburg, TJ	0-0	0-0	0-0	0-1-1	0	0	0	0	0	0	2
Team				2-1-3							3
Totals	23-51	5-17	5-9	5-34-39	17	56	10	22	1	2	200

FG% 1st: 14-26 (53.8%) 2nd: 9-25 (36.0%) Game: 23-51 (45.1%)
 3FG% 1st: 3-9 (33.3%) 2nd: 2-8 (25.0%) Game: 5-17 (29.4%)
 FT% 1st: 1-2 (50.0%) 2nd: 4-7 (57.1%) Game: 5-9 (55.6%)

Officials: Barry Mathis, Steve Divine, Christopher Merlo
Technical: None
Attendance: 3,422

Score by Period	1	2	F
Florida Atlantic	25	38	63
Middle Tennessee	32	24	56

Points	In Paint	Off T/O	2nd Chance	Fast Break	Bench
Florida Atlantic	30	28	6	6	18
Middle Tennessee	22	5	5	4	10

Last FG - FAU 2nd-00:14, MT 2nd-00:25.
 Largest lead - FAU by 7 2nd-00:51, MT by 15 1st-05:23.
 FAU led for 06:17. MT led for 31:09. Game tied for 02:34.

Score tied - 3 times
 Lead changed - 5 times



- 2018-19 BOX SCORES -

16

Middle Tennessee70
 Southern Miss.....77

Jan. 10, 2019 ♦ Hattiesburg, Miss. ♦ Reed Green Coliseum

Middle Tennessee	FG	3FG	FT	O-D-R	PF	PTS	A	T	B	S	MIN
Scurry, R.	4-6	1-1	6-8	2-3-5	3	15	0	0	0	2	33
Gamble, K.	1-5	0-1	2-2	1-4-5	1	4	1	1	0	0	20
Sims, D.	12-16	4-6	0-0	0-4-4	0	28	3	1	0	3	33
Johnson, J.	1-3	1-2	0-0	0-3-3	3	3	5	3	0	2	34
Green, A.	3-14	2-9	2-2	0-4-4	4	10	1	5	0	3	34
Farquhar, J.	0-3	0-2	2-2	0-1-1	3	2	1	1	0	0	19
Hawthorne, J.	3-6	1-2	0-0	1-3-4	2	7	1	1	0	0	22
Massenburg, TJ	0-0	0-0	1-4	0-1-0	0	1	0	0	0	0	5
Team				1-0-1							
Totals	2	4-53	9-23	13-18-5-23-28	16	70	12	12	0	10	200

FG% 1st: 10-29 (34.5%) 2nd: 14-24 (58.3%) Game: 24-53 (45.3%)
 3FG% 1st: 2-12 (16.7%) 2nd: 7-11 (63.6%) Game: 9-23 (39.1%)
 FT% 1st: 3-6 (50.0%) 2nd: 10-12 (83.3%) Game: 13-18 (72.2%)

Southern Miss	FG	3FG	FT	O-D-R	PF	PTS	A	T	B	S	MIN
Rowe, T.	2-5	1-1	3-4	3-3-6	4	8	1	1	1	0	18
Harper-Bake, L.	4-8	0-0	1-2	1-6-7	3	9	2	0	0	1	26
Edwards, C.	3-14	0-3	1-2	2-6-8	0	7	8	3	0	2	36
Holland, K.	2-2	2-2	0-0	0-3-3	1	6	1	1	0	1	20
Griffin, T.	7-12	2-3	5-6	0-1-1	0	21	7	5	0	0	35
Magee, D.	0-2	0-0	0-0	0-1-1	0	0	0	0	0	1	5
Daniel, S.	0-0	0-0	0-0	0-0-0	0	0	0	0	0	0	2
Watson, G.	4-6	1-3	3-3	1-2-3	1	12	0	1	0	0	23
Draine, L.	6-8	2-4	0-0	0-2-2	3	14	2	1	0	0	32
Jacdonmi, B.	0-0	0-0	0-0	1-0-1	1	0	0	0	0	0	3
Team				0-2-2							
Totals	28	57-8-16	13-17	8-26-34	13	77	21	12	1	5	200

FG% 1st: 13-31 (41.9%) 2nd: 15-26 (57.7%) Game: 28-57 (49.1%)
 3FG% 1st: 2-7 (28.6%) 2nd: 6-9 (66.7%) Game: 8-16 (50.0%)
 FT% 1st: 5-6 (83.3%) 2nd: 8-11 (72.7%) Game: 13-17 (76.5%)

Officials: Paul Jannsen, James Breeding, Brent Hampton
 Technicals: None
 Attendance: 1,987

Score by Period	1	2	F
Middle Tennessee	25	45	70
Southern Miss	33	44	77

Points	In Paint	Off T/O	2nd Chance	Fast Break	Bench
Middle Tennessee	26	12	3	4	10
Southern Miss	30	16	3	10	26

Last FG - MT 2nd-00:04, USM 2nd-00:20.
 Largest lead - MT none, USM by 16 2nd-15:32.
 MT led for 00:00. USM led for 39:41. Game tied for 00:19.

Score tied - 0 times
 Lead changed - 0 times

17

Middle Tennessee56
 LA Tech.....73

Jan. 12, 2019 ♦ Ruston, La. ♦ Thomas Assembly Center

Middle Tennessee	FG	3FG	FT	O-D-R	PF	PTS	A	T	B	S	MIN
Scurry, R.	6-7	0-0	1-3	4-2-6	2	13	1	2	1	0	28
Gamble, K.	4-7	1-1	0-0	4-3-7	3	9	0	1	0	0	20
Sims, D.	2-13	0-5	0-2	2-4-6	1	4	7	2	0	2	39
Johnson, J.	0-5	0-2	3-4	3-2-5	3	3	1	2	0	1	28
Green, A.	4-11	2-9	0-0	0-3-3	4	10	1	4	0	2	37
Farquhar, J.	1-4	1-2	0-1	0-0-0	4	3	0	3	0	0	13
Hawthorne, J.	5-7	2-2	0-0	0-4-4	4	12	0	3	0	0	26
Mosley, L.	1-1	0-0	0-0	1-1-2	0	2	0	0	0	0	2
Miller, C.	0-1	0-1	0-0	0-0-0	0	0	0	0	0	0	1
Massenburg, TJ	0-0	0-0	0-0	0-0-0	0	0	1	0	1	0	5
Lewis, K.	0-0	0-0	0-0	0-1-1	0	0	0	0	0	0	1
Team				3-3-6							
Totals	23	56-6-22	4-10	17-23-40	21	56	11	17	2	5	200

FG% 1st: 14-26 (53.8%) 2nd: 9-30 (30.0%) Game: 23-56 (41.1%)
 3FG% 1st: 5-10 (50.0%) 2nd: 1-12 (8.3%) Game: 6-22 (27.3%)
 FT% 1st: 0-2 (0.0%) 2nd: 4-8 (50.0%) Game: 4-10 (40.0%)

Louisiana Tech	FG	3FG	FT	O-D-R	PF	PTS	A	T	B	S	MIN
Duruji, A.	7-10	2-4	3-6	0-2-2	4	19	0	1	1	0	24
Powell, O.	0-2	0-0	0-0	1-2-3	2	0	1	5	0	0	25
Archibald, A.	5-8	2-4	3-5	1-3-4	0	15	7	0	1	1	34
Bracey, D.	3-12	0-4	0-2	0-2-2	0	6	4	2	0	2	32
Pemberton, J.	2-5	1-3	3-4	0-1-1	1	8	4	1	0	0	23
Langston, R.	3-5	2-2	2-2	1-3-4	0	10	2	2	0	0	19
Thomas, S.	2-2	0-0	0-0	0-1-1	3	4	0	0	0	0	11
Muhammed, M.	4-6	1-1	2-2	4-6-10	4	11	1	1	0	1	21
McKinley, K.	0-1	0-0	0-0	0-0-0	0	0	0	0	0	0	1
Walters, K.	0-1	0-0	0-0	0-0-0	0	0	0	0	0	0	1
Team				1-0-1							
Totals	26	52-8-18	13-21	8-20-28	14	73	19	12	2	4	200

FG% 1st: 16-27 (59.3%) 2nd: 10-25 (40.0%) Game: 26-52 (50.0%)
 3FG% 1st: 5-8 (62.5%) 2nd: 3-10 (30.0%) Game: 8-18 (44.4%)
 FT% 1st: 2-4 (50.0%) 2nd: 11-17 (64.7%) Game: 13-21 (61.9%)

Officials: James Luckie, Ray Natili, Olandis Poole
 Technicals: MT - Team
 Attendance: 3,894

Score by Period	1	2	F
Middle Tennessee	33	23	56
Louisiana Tech	39	34	73

Points	In Paint	Off T/O	2nd Chance	Fast Break	Bench
Middle Tennessee	30	9	18	0	17
Louisiana Tech	30	18	7	4	25

Last FG - MT 2nd-00:21, TECH 2nd-01:38.
 Largest lead - MT by 4 1st-18:13, TECH by 21 2nd-01:38.
 MT led for 01:26. TECH led for 37:37. Game tied for 00:57.

Score tied - 0 times
 Lead changed - 3 times

2018-19 REVIEW

- 2018-19 BOX SCORES -

18

UTSA 86
Middle Tennessee 89

Jan. 7, 2019 ♦ Murfreesboro, Tenn. ♦ Murphy Center

UTSA	FG	3FG	FT	O-D-R	PF	PTS	A	T	B	S	MIN
Frohnen, B.	3-6	0-0	0-0	3-5-8	5	6	3	2	1	2	29
Allen, N.	2-5	2-3	2-4	2-4-6	5	8	2	4	0	0	24
Jackson, J.	11-29	6-19	0-0	1-1-2	4	28	2	4	0	2	29
De Nicolao, G.	2-8	1-2	0-0	2-2-4	5	5	5	1	0	1	37
Wallace, K.	9-21	5-13	1-1	3-7-10	2	24	1	0	0	4	37
Iyaye, A.	3-3	0-0	1-2	1-0-1	1	7	1	0	0	0	18
Rodriguez, A.	1-2	0-0	0-0	1-2-3	0	2	0	0	0	0	6
Bior, A.	3-6	0-0	0-0	3-2-5	1	6	0	0	0	0	20
Team				0-2-2							
Totals	34-80	14-37	4-7	16-25-41	23	86	14	11	1	9	200

FG% 1st: 14-35 (40.0%) 2nd: 20-45 (44.4%) Game: 34-80 (42.5%)
 3FG% 1st: 2-10 (20.0%) 2nd: 12-27 (44.4%) Game: 14-37 (37.8%)
 FT% 1st: 1-1 (100.0%) 2nd: 3-6 (50.0%) Game: 4-7 (57.1%)

Middle Tennessee	FG	3FG	FT	O-D-R	PF	PTS	A	T	B	S	MIN
Scurry, R.	2-4	0-0	0-0	1-4-5	1	4	2	1	0	0	26
Gamble, K.	1-5	0-1	4-6	0-3-3	0	6	0	0	0	0	26
Sims, D.	5-11	5-9	9-9	0-5-5	2	24	6	1	0	1	38
Johnson, J.	3-5	0-0	2-3	1-5-6	3	8	2	1	0	0	28
Green, A.	7-15	2-9	5-5	0-6-6	3	21	1	5	0	0	37
Farquhar, J.	2-3	1-2	1-3	0-2-2	3	6	1	2	1	0	14
Hawthorne, J.	7-12	5-8	1-2	1-6-7	1	20	3	4	2	0	28
Mosley, L.	0-0	0-0	0-0	0-0-0	1	0	0	1	0	0	3
Team				4-1-5							
Totals	7-55	13-29	22-28	7-32-39	14	89	15	16	3	1	200

FG% 1st: 15-29 (51.7%) 2nd: 12-26 (46.2%) Game: 27-55 (49.1%)
 3FG% 1st: 10-20 (50.0%) 2nd: 3-9 (33.3%) Game: 13-29 (44.8%)
 FT% 1st: 5-6 (83.3%) 2nd: 17-22 (77.3%) Game: 22-28 (78.6%)

Officials: Gary Maxwell, Tim Gattis, Larry Spaulding
Technical: MT - Gamble, K.
Attendance: 3,504

Score by Period	1	2	F
UTSA	31	55	86
Middle Tennessee	45	44	89

Points	In Paint	Off T/O	2nd Chance	Fast Break	Bench
UTSA	32	19	22	8	15
Middle Tennessee	18	15	9	0	26

Last FG - UTSA 2nd 00:00, MT 2nd-03:13.
 Largest lead - UTSA by 3 1st-19:39, MT by 21 2nd-10:16.
 UTSA led for 01:25. MT led for 37:28. Game tied for 01:07.

Score tied - 1 time
 Lead changed - 1 time



Senior F James Hawthorne tallied a career-high 20 points with an electrifying 5-for-8 mark from behind the 3-point line on January 7 to lead the Blue Raiders past then league-leading UTSA. (Photos: MT ATHLETIC COMMUNICATIONS)



19

UTEP 72
 Middle Tennessee 75

Jan. 19, 2019 ♦ Murfreesboro, Tenn. ♦ Murphy Center



Junior F Reggie Scurry collected 19 points and nine boards against the UTEP Miners on January 9 to help Middle Tennessee sweep its Texas foes in the weekend series inside Murphy Center. (Photos: MT ATHLETIC COMMUNICATIONS)

UTEP	FG	3FG	FT	O-D-R	PF	PTS	A	T	B	S	MIN
Campbell, O.	2-4	0-2	3-5	3-3-6	2	7	1	1	0	1	29
Odigie, E.	3-6	0-0	0-0	1-5-6	5	6	0	5	0	0	17
Hawkins, N.	5-12	0-4	6-6	2-1-3	5	16	1	4	0	0	29
Lathon, J.	4-7	2-4	2-2	0-10-10	3	12	4	3	1	0	35
Gilyard, E.	5-11	2-5	2-3	0-0-0	0	14	1	1	0	2	35
Thomas, P.	1-3	0-2	2-2	1-4-5	5	4	0	0	1	0	15
Magee, K.	3-5	1-1	0-0	0-0-0	1	7	2	3	0	0	20
Ezeagu, K.	3-3	0-0	0-0	0-1-1	5	6	0	2	1	1	17
Dekoninck, G.	0-0	0-0	0-0	0-0-0	0	0	0	0	0	0	3
Team				1-1-2							1
Totals	26-51	5-18	15-18	8-25-33	26	72	9	20	3	4	200

FG% 1st: 12-23 (52.2%) 2nd: 14-28 (50.0%) Game: 26-51 (51.0%)
 3FG% 1st: 2-7 (28.6%) 2nd: 3-11 (27.3%) Game: 5-18 (27.8%)
 FT% 1st: 3-4 (75.0%) 2nd: 12-14 (85.7%) Game: 15-18 (83.3%)

Middle Tennessee	FG	3FG	FT	O-D-R	PF	PTS	A	T	B	S	MIN
Scurry, R.	8-12	0-0	3-4	8-1-9	2	19	4	1	1	0	30
Gamble, K.	3-3	0-0	3-7	3-5-8	4	9	2	1	1	1	28
Sims, D.	4-10	2-6	2-3	1-3-4	3	12	3	2	0	3	34
Johnson, J.	1-6	0-2	3-8	1-1-2	4	5	4	3	0	2	33
Green, A.	6-17	5-11	4-6	0-6-6	2	21	3	3	0	1	36
Farquhar, J.	1-4	1-2	0-0	0-2-2	0	3	1	1	0	0	14
Hawthorne, J.	1-4	0-1	2-2	0-0-0	4	4	1	1	0	0	16
Mosley, L.	1-1	0-0	0-0	0-1-1	0	2	0	0	0	0	3
Massenburg, T.J.	0-0	0-0	0-0	0-0-0	2	0	0	0	0	0	3
Lewis, K.	0-0	0-0	0-0	0-0-0	0	0	0	0	0	0	3
Team				0-0-0							1
Totals	25-57	8-22	17-30	13-19-32	21	75	18	13	2	7	200

FG% 1st: 12-29 (41.4%) 2nd: 13-28 (46.4%) Game: 25-57 (43.9%)
 3FG% 1st: 2-8 (25.0%) 2nd: 6-14 (42.9%) Game: 8-22 (36.4%)
 FT% 1st: 1-6 (16.7%) 2nd: 16-24 (66.7%) Game: 17-30 (56.7%)

Officials: Barry Mathis, Andrew Walton, James Durham

Technical: UTEP - Team 4, MT - Team 2

Attendance: 3,806



Score by Period	1	2	F
UTEP	29	43	72
Middle Tennessee	27	48	75

	In	Off	2nd	Fast	Bench
Points	Point	T/O	Chance	Break	
UTEP	28	18	12	4	17
Middle Tennessee	30	27	15	0	9

Last FG - UTEP 2nd-00:06, MT 2nd-00:46.
 Largest lead - UTEP by 13 1st-05:03, MT by 8 2nd-04:52.
 UTEP led for 29:08. MT led for 09:45. Game tied for 01:07.

Score tied - 2 times
 Lead changed - 3 times

- 2018-19 BOX SCORES -

20

Middle Tennessee 68
Rice.....79

Jan. 24, 2019 ♦ Houston, Texas ♦ Tudor Fieldhouse

Middle Tennessee	FG	3FG	FT	O-D-R	PF	PTS	A	T	B	S	MIN
Scurry, R.	9-15	0-0	4-5	6-6-12	2	22	0	4	1	0	33
Gamble, K.	5-8	2-2	1-2	2-2-4	2	13	2	0	2	0	30
Sims, D.	2-7	2-4	0-0	0-3-3	2	6	2	1	0	1	35
Johnson, J.	2-3	0-0	1-3	0-1-1	3	5	0	1	0	0	10
Green, A.	4-22	2-13	0-0	0-5-5	3	10	3	6	0	1	38
Farquhar, J.	3-6	1-3	1-2	2-5-7	3	8	2	0	0	1	29
Hawthorne, J.	1-4	0-1	2-2	2-2-4	5	4	1	1	1	0	18
Mosley, L.	0-0	0-0	0-0	0-0-0	2	0	1	0	0	0	7
Team				2-0-2							1
Totals	26-65	7-23	9-14	14-24-38	22	68	11	13	4	3	200

FG% 1st: 14-35 (40.0%) 2nd: 12-30 (40.0%) Game: 26-65 (40.0%)
 3FG% 1st: 3-10 (30.0%) 2nd: 4-13 (30.8%) Game: 7-23 (30.4%)
 FT% 1st: 3-4 (75.0%) 2nd: 6-10 (60.0%) Game: 9-14 (64.3%)

Rice	FG	3FG	FT	O-D-R	PF	PTS	A	T	B	S	MIN
Peterson, D.	1-5	0-2	0-0	1-3-4	2	2	3	0	0	0	17
Williams, J.	4-11	1-4	4-6	1-3-4	4	13	2	2	0	1	30
Millora-Brown, Q.	4-6	0-0	0-3	2-6-8	4	8	0	0	3	1	24
Adams, A.	2-4	0-1	5-5	0-4-4	1	9	2	3	0	1	31
Mullins, C.	6-11	3-4	4-6	2-2-4	2	19	2	0	1	3	29
Moore, P.	2-3	0-1	0-1	0-2-2	0	4	1	0	1	1	8
Parrish, J.	1-1	0-0	1-2	0-0-0	0	3	0	1	0	0	11
Murphy III, T.	4-8	4-8	6-6	0-1-1	1	18	1	2	1	0	23
Martin, R.	1-5	0-2	1-3	3-7-10	3	3	2	1	0	1	27
Team				2-0-2							1
Totals	25-54	8-22	21-32	11-28-39	17	79	13	10	6	8	200

FG% 1st: 11-27 (40.7%) 2nd: 14-27 (51.9%) Game: 25-54 (46.3%)
 3FG% 1st: 3-11 (27.3%) 2nd: 5-11 (45.5%) Game: 8-22 (36.4%)
 FT% 1st: 5-9 (55.6%) 2nd: 16-23 (69.6%) Game: 21-32 (65.6%)

Officials: Ray Natili, James Breeding, Kevin Mathis
Technical: MT - Scurry, R.
Attendance: 1,375

Score by Period	1	2	F
Middle Tennessee	34	34	68
Rice	30	49	79

Points	In Paint	Off T/O	2nd Chance	Fast Break	Bench
Middle Tennessee	38	18	13	2	12
Rice	30	14	13	4	28

Last FG - MT 2nd-00:12, RICE 2nd-01:01.
 Largest lead - MT by 8 2nd-16:57, RICE by 17 2nd-01:01.
 MT led for 09:27. RICE led for 23:51. Game tied for 06:42.

Score tied - 9 times
 Lead changed - 8 times

21

Middle Tennessee 53
North Texas.....70

Jan. 26, 2019 ♦ Denton, Texas ♦ The Super Pit

Middle Tennessee	FG	3FG	FT	O-D-R	PF	PTS	A	T	B	S	MIN
Scurry, R.	6-8	0-0	3-4	1-2-3	4	15	0	1	0	0	20
Gamble, K.	2-9	1-3	1-2	2-3-5	3	6	0	0	1	1	33
Sims, D.	1-6	0-5	6-9	0-5-5	2	8	5	4	0	4	30
Johnson, J.	2-6	1-2	2-3	1-4-5	5	7	0	6	0	0	29
Green, A.	3-13	3-7	0-0	0-5-5	1	9	2	6	0	0	35
Farquhar, J.	1-6	1-3	0-0	0-2-2	0	3	2	2	0	1	23
Hawthorne, J.	0-1	0-1	3-4	2-2-4	5	3	0	1	0	1	17
Mosley, L.	0-0	0-0	0-0	0-0-0	0	0	0	0	1	0	3
Massenburg, TJ	1-2	0-0	0-0	1-1-2	1	2	0	0	0	0	10
Team				4-3-7							
Totals	16-51	6-15	21-22	11-27-38	21	53	10	20	1	7	200

FG% 1st: 5-27 (18.5%) 2nd: 11-24 (45.8%) Game: 16-51 (31.4%)
 3FG% 1st: 1-12 (8.3%) 2nd: 5-9 (55.6%) Game: 6-21 (28.6%)
 FT% 1st: 8-11 (72.7%) 2nd: 7-11 (63.6%) Game: 15-22 (68.2%)

North Texas	FG	3FG	FT	O-D-R	PF	PTS	A	T	B	S	MIN
Simmons, Z.	3-5	0-0	3-6	4-5-9	3	9	1	3	1	2	27
Woolridge, R.	6-12	0-2	2-4	1-6-7	1	14	4	1	0	2	32
Gibson, U.	1-7	0-4	0-0	1-2-3	2	2	4	3	0	0	30
Smart, R.	5-16	2-11	4-4	1-2-3	1	16	0	4	0	1	34
Miller, M.	5-9	1-4	4-5	3-4-7	2	15	1	0	0	2	25
Simmons, J.	2-6	0-3	0-2	4-3-7	1	4	1	0	1	1	15
Arikawe, T.	1-2	0-0	0-0	0-1-1	2	2	0	2	1	0	13
Draper, DJ	2-6	2-5	2-2	1-1-2	3	8	0	0	0	0	24
Team				2-4-6							
Totals	25-63	5-29	15-23	17-28-45	15	70	11	13	2	8	200

FG% 1st: 15-29 (51.7%) 2nd: 10-34 (29.4%) Game: 25-63 (39.7%)
 3FG% 1st: 3-13 (23.1%) 2nd: 2-16 (12.5%) Game: 5-29 (17.2%)
 FT% 1st: 9-15 (60.0%) 2nd: 6-8 (75.0%) Game: 15-23 (65.2%)

Officials: Mike O'Neil, John St. Clair, Craig Murley
Technical: None
Attendance: 3,418

Score by Period	1	2	F
Middle Tennessee	19	34	53
North Texas	42	28	70

Points	In Paint	Off T/O	2nd Chance	Fast Break	Bench
Middle Tennessee	18	14	10	10	8
North Texas	34	14	10	10	14

Last FG - MT 2nd-00:52, UNT 2nd-01:11.
 Largest lead - MT by 3 1st-18:22, UNT by 27 2nd-01:11.
 MT led for 02:24. UNT led for 36:38. Game tied for 00:58.

Score tied - 1 time
 Lead changed - 1 time

22

UAB.....65
Middle Tennessee71

Jan. 30, 2019 ♦ Murfreesboro, Tenn. ♦ Murphy Center

UAB	FG	3FG	FT	O-D-R	PF	PTS	A	T	B	S	MIN
Gueye, M.	5-9	0-3	3-4	1-3-4	1	13	0	0	0	1	34
Sullivan, L.	4-7	1-1	4-6	0-5-5	4	13	1	1	1	1	28
Bryant, Z.	8-15	2-4	3-6	1-5-6	2	21	5	1	1	4	39
Bell, J.	1-6	0-3	0-0	1-4-5	3	2	0	3	0	0	27
Perry, J.	2-11	1-7	2-2	0-5-5	3	7	1	3	0	1	32
Scott-Grayson, T.	0-1	0-0	0-0	1-2-3	0	0	0	1	0	0	8
Lovan, T.	2-5	0-1	3-4	0-2-2	1	7	0	2	0	3	25
Pearson, T.	1-2	0-0	0-0	0-0-0	0	2	0	0	0	1	7
Team	1-1-2										
Totals	23-56	4-19	15-22	5-27-32	14	65	7	11	2	11	200

FG% 1st: 13-26 (50.0%) 2nd: 10-30 (33.3%) Game: 23-56 (41.1%)
 3FG% 1st: 2-9 (22.2%) 2nd: 2-10 (20.0%) Game: 4-19 (21.1%)
 FT% 1st: 5-9 (55.6%) 2nd: 10-13 (76.9%) Game: 15-22 (68.2%)

Middle Tennessee	FG	3FG	FT	O-D-R	PF	PTS	A	T	B	S	MIN
Scurry, R.	5-8	1-1	3-6	3-4-7	1	14	1	5	0	0	29
Gamble, K.	1-5	0-0	0-0	2-3-5	4	2	0	1	1	1	22
Sims, D.	6-10	4-7	3-4	0-9-9	1	19	4	3	0	2	37
Johnson, J.	5-13	1-3	0-1	2-3-5	3	11	2	4	0	0	29
Green, A.	5-13	4-10	3-5	0-6-6	2	17	2	0	0	0	36
Farquhar, J.	0-2	0-2	2-2	0-1-1	2	2	2	2	0	0	19
Hawthorne, J.	3-6	0-2	0-0	0-2-2	3	6	2	1	0	0	28
Team	2-4-6										
Totals	25-57	10-25	11-18	9-32-41	16	71	13	16	1	3	200

FG% 1st: 13-29 (44.8%) 2nd: 12-28 (42.9%) Game: 25-57 (43.9%)
 3FG% 1st: 5-14 (35.7%) 2nd: 5-11 (45.5%) Game: 10-25 (40.0%)
 FT% 1st: 2-2 (100.0%) 2nd: 9-16 (56.3%) Game: 11-18 (61.1%)

Officials: Kerry Sitton, Jeb Hartness, Peter Juzenas

Technical: None

Attendance: 3,963

Score by Period	1	2	F
UAB	33	32	65
Middle Tennessee	33	38	71

Points	In Paint	Off T/O	2nd Chance	Fast Break	Bench
UAB	34	16	5	4	9
Middle Tennessee	22	16	8	2	8

Last FG - UAB 2nd 00:03, MT 2nd-00:38.

Largest lead - UAB by 7 1st-10:11, MT by 9 1st-04:55.

UAB led for 11:22. MT led for 24:33. Game tied for 04:05.

Score tied - 6 times

Lead changed - 8 times



Sophomore G Donovan Sims turned in a 19-point effort that included the dagger 3-pointer as the Blue Raiders upset UAB to knock them from the top of the league standings on January 30. (Photos: MT ATHLETIC COMMUNICATIONS)



- 2018-19 BOX SCORES -

23	Middle Tennessee	79
	UAB.....	78

Feb. 2, 2019 • Birmingham, Ala. • Bartow Arena

Middle Tennessee	FG	3FG	FT	O-D-R	PF	PTS	A	T	B	S	MIN
Scurry, R.	6-7	0-0	5-6	4-6-10	1	17	1	2	0	1	36
Gamble, K.	0-3	0-0	0-0	1-1-2	0	0	0	1	1	0	20
Sims, D.	6-8	3-5	8-9	0-7-7	3	23	6	0	0	1	37
Johnson, J.	1-5	0-1	0-2	2-2-4	4	2	2	2	0	0	20
Green, A.	10-22	6-12	2-2	0-3-3	3	28	0	3	0	1	36
Farquhar, J.	1-2	0-1	0-0	0-3-3	3	2	1	6	0	1	27
Hawthorne, J.	2-6	1-1	0-0	2-1-3	3	5	1	1	1	0	22
Mosley, L.	0-0	0-0	0-0	0-0-0	0	0	0	0	0	0	0+
Massenburg, TJ	1-1	0-0	0-0	1-1-2	0	2	0	0	0	0	2
Team				0-0-0							
Totals 2	7-54	10-20	15-19	10-24-34	17	79	11	13	2	4	200

FG%	1st: 11-29 (37.9%)	2nd: 16-25 (64.0%)	Game: 27-54 (50.0%)
3FG%	1st: 4-9 (44.4%)	2nd: 6-11 (54.5%)	Game: 10-20 (50.0%)
FT%	1st: 6-7 (85.7%)	2nd: 9-12 (75.0%)	Game: 15-19 (78.9%)

UAB	FG	3FG	FT	O-D-R	PF	PTS	A	T	B	S	MIN
Gueye, M.	5-8	0-0	0-0	2-2-4	3	10	0	0	0	0	30
Sullivan, L.	4-7	1-1	1-2	2-7-9	4	10	1	1	0	1	25
Bryant, Z.	7-15	3-4	8-8	0-1-1	2	25	6	2	1	4	39
Bell, J.	5-8	3-4	1-2	0-3-3	1	14	2	0	0	0	34
Perry, J.	4-10	1-3	1-4	0-3-3	1	10	0	0	0	1	35
Scott-Grayson, T.	2-5	1-4	2-2	0-1-1	2	7	2	0	0	0	17
Pearson, T.	1-2	0-0	0-0	1-1-2	0	2	1	2	0	0	12
Bathurst, W.	0-0	0-0	0-2	1-0-1	0	0	0	0	0	0	8
Team				0-0-0							
Totals 2	8-55	9-16	13-20	6-18-24	13	78	12	5	1	6	200

FG%	1st: 16-31 (51.6%)	2nd: 12-24 (50.0%)	Game: 28-55 (50.9%)
3FG%	1st: 5-9 (55.6%)	2nd: 4-7 (57.1%)	Game: 9-16 (56.3%)
FT%	1st: 5-8 (62.5%)	2nd: 8-12 (66.7%)	Game: 13-20 (65.0%)

Officials: Brent Dugas, Jeff Malham, Kyle Regetz
Technical: UAB - Sullivan, L.
Attendance: 4,075

Score by Period	1	2	F
Middle Tennessee	32	47	79
UAB	42	36	78

Points	In Paint	Off T/O	2nd Chance	Fast Break	Bench
Middle Tennessee	22	6	9	2	9
UAB	24	18	3	2	9

Last FG - MT 2nd-00:14, UAB 2nd-00:08.
 Largest lead - MT by 8 1st-16:47, UAB by 13 1st-03:46.
 MT led for 07:26. UAB led for 30:15. Game tied for 02:19.

Score tied - 5 times
 Lead changed - 8 times



The Blue Raiders celebrated exhilarating wins against UAB twice in one week after downing the Blazers on their home court on February 2 with sophomore G Donovan Sims playing hero once again with a pair of free throws that won the game. (Photos: JIMMY MITCHELL)





- 2018-19 BOX SCORES -

24

Charlotte.....53
Middle Tennessee71

Feb. 7, 2019 ♦ Murfreesboro, Tenn. ♦ Murphy Center

Charlotte	FG	3FG	FT	O-D-R	PF	PTS	A	T	B	S	MIN
Supica, M.	0-3	0-0	0-0	0-2-2	1	0	0	2	0	0	9
McGill, J.	2-6	1-3	0-0	0-2-2	0	5	0	1	0	1	34
Davis, J.	6-12	2-5	0-0	0-5-5	3	14	3	4	0	0	32
Robb, C.	4-8	2-5	0-0	0-4-4	1	10	1	1	0	0	30
Martin, M.	2-3	1-1	0-0	0-1-1	0	5	0	0	0	1	18
Haslem, J.	4-7	0-0	2-2	4-3-7	3	10	6	3	0	0	27
Blight, B.	0-1	0-0	0-0	0-2-2	1	0	2	0	0	0	7
Mangum, D.	1-4	0-2	2-4	1-1-2	3	4	0	0	0	1	16
Kitoko, J.	0-0	0-0	0-0	0-0-0	0	0	0	0	0	0	1
Younger, B.	1-7	1-3	2-2	0-2-2	0	5	2	2	0	0	26
Team				2-1-3							
Totals	20-51	7-19	6-8	7-23-30	12	53	14	13	0	3	200

FG% 1st:12-26(46.2%) 2nd:8-25(32.0%) Game:20-51(39.2%)
 3FG% 1st:5-9(55.6%) 2nd:2-10(20.0%) Game:7-19(36.8%)
 FT% 1st:2-4(50.0%) 2nd:4-4(100.0%) Game:6-8(75.0%)

Middle Tennessee	FG	3FG	FT	O-D-R	PF	PTS	A	T	B	S	MIN
Scurry, R.	5-7	0-0	1-3	4-0-4	3	11	2	4	1	3	30
Gamble, K.	5-8	1-2	1-1	1-4-5	2	12	0	1	0	3	26
Sims, D.	6-13	4-8	0-0	0-3-3	0	16	5	1	0	2	38
Johnson, J.	1-1	0-0	0-0	0-5-5	2	2	4	0	1	0	18
Green, A.	7-18	7-15	0-0	0-2-2	1	21	4	2	0	0	36
Farquhar, J.	1-4	0-2	0-0	0-4-4	0	2	4	0	0	1	26
Hawthorne, J.	2-3	0-1	3-4	1-6-7	4	7	0	4	0	0	24
Mosley, L.	0-0	0-0	0-0	0-0-0	0	0	0	0	0	0	2
Miller, C.	0-0	0-0	0-0	0-0-0	0	0	0	0	0	0	0+
Massenburg, TJ	0-0	0-0	0-0	0-0-0	0	0	0	0	0	0	0+
Lewis, K.	0-1	0-0	0-0	0-0-0	0	0	0	0	0	0	0+
Team				2-1-3							
Totals	27-55	12-28	5-8	8-25-33	12	71	19	12	2	9	200

FG% 1st:14-31(45.2%) 2nd:13-24(54.2%) Game:27-55(49.1%)
 3FG% 1st:7-17(41.2%) 2nd:5-11(45.5%) Game:12-28(42.9%)
 FT% 1st:0-1(0.0%) 2nd:5-7(71.4%) Game:5-8(62.5%)

Officials: Gary Maxwell, James Luckie, Olandis Poole

Technical: None

Attendance: 3,303

Score by Period	1	2	F
Charlotte	31	22	53
Middle Tennessee	35	36	71

Points	In Paint	Off T/O	2nd Chance	Fast Break	Bench
Charlotte	22	4	9	4	19
Middle Tennessee	24	14	7	2	9

Last FG - CHA 2nd-01:31, MT 2nd-01:03.
 Largest lead - CHA by 2 1st-16:48, MT by 21 2nd-06:01.
 CHA led for 02:08. MT led for 34:36. Game tied for 03:16.

Score tied - 3 times
 Lead changed - 6 times

25

Old Dominion.....55
Middle Tennessee50

Feb. 9, 2019 ♦ Murfreesboro, Ten. ♦ Murphy Center

Old Dominion	FG	3FG	FT	O-D-R	PF	PTS	A	T	B	S	MIN
Carver, A.	1-4	0-0	1-2	4-9-13	2	3	1	2	0	0	28
Robinson III, E.	0-3	0-0	2-2	2-1-3	2	2	1	0	0	0	13
Stith, B.J.	6-10	3-5	5-6	1-8-9	3	20	1	1	0	1	28
Caver, A.	4-13	2-6	2-4	1-2-3	1	12	2	2	0	1	39
Green, X.	1-6	1-3	0-0	0-2-2	0	3	2	3	0	0	37
Wade, J.	5-7	1-2	0-0	1-3-4	2	11	0	0	0	1	16
Kithcart, J.	0-5	0-4	0-0	0-1-1	0	0	1	2	0	0	13
Ezikpe, K.	0-0	0-0	0-0	0-1-1	0	0	0	0	0	0	7
Dickens, D.	2-5	0-0	0-0	1-1-2	1	4	0	1	5	0	19
Team				1-0-1							
Totals	19-53	7-20	10-14	11-28-39	11	55	8	11	5	3	200

FG% 1st:8-29(27.6%) 2nd:11-24(45.8%) Game:19-53(35.8%)
 3FG% 1st:3-12(25.0%) 2nd:4-8(50.0%) Game:7-20(35.0%)
 FT% 1st:2-2(100.0%) 2nd:8-12(66.7%) Game:10-14(71.4%)

Middle Tennessee	FG	3FG	FT	O-D-R	PF	PTS	A	T	B	S	MIN
Scurry, R.	2-5	0-0	1-2	3-0-3	4	5	0	4	0	2	26
Gamble, K.	1-4	1-4	0-0	2-2-4	3	3	1	0	0	0	20
Sims, D.	6-20	2-11	0-0	1-4-5	0	14	1	1	0	3	38
Johnson, J.	2-6	0-0	3-4	2-5-7	3	7	1	2	0	0	34
Green, A.	5-13	3-9	0-0	1-5-6	0	13	1	1	1	2	40-
Farquhar, J.	0-2	0-2	0-0	0-2-2	0	0	0	0	0	1	9
Hawthorne, J.	2-8	0-2	2-2	4-5-9	2	6	1	1	0	0	24
Massenburg, TJ	1-2	0-0	0-0	0-0-0	1	2	0	0	1	0	9
Team				1-3-4							
Totals	19-60	6-28	6-8	14-26-40	13	50	5	9	2	8	200

FG% 1st:9-33(27.3%) 2nd:10-27(37.0%) Game:19-60(31.7%)
 3FG% 1st:3-16(18.8%) 2nd:3-12(25.0%) Game:6-28(21.4%)
 FT% 1st:2-4(50.0%) 2nd:4-4(100.0%) Game:6-8(75.0%)

Officials: Jeb Hartness, John Hampton, Mick Fieldbinder

Technical: None

Attendance: 4,380

Score by Period	1	2	F
Old Dominion	21	34	55
Middle Tennessee	23	27	50

Points	In Paint	Off T/O	2nd Chance	Fast Break	Bench
Old Dominion	18	13	16	2	15
Middle Tennessee	20	12	13	2	8

Last FG - ODU 2nd-02:26, MT 2nd-00:00.
 Largest lead - ODU by 8 1st-07:48, MT by 4 1st-17:05.
 ODU led for 28:48. MT led for 07:39. Game tied for 03:28.

Score tied - 4 times
 Lead changed - 11 times



- 2018-19 BOX SCORES -

26

Middle Tennessee 63
Western Kentucky 71

Feb. 14, 2019 ♦ Bowling Green, Ky. ♦ E.A. Diddle Arena

Middle Tennessee	FG	3FG	FT	O-D-R	PF	PTS	A	T	B	S	MIN
Gamble, K.	2-5	0-1	0-0	3-2-5	4	4	2	2	0	0	17
Sims, D.	7-17	4-10	0-0	1-2-3	2	18	1	2	0	2	39
Johnson, J.	1-6	0-1	3-4	4-6-10	1	5	2	1	0	0	36
Scurry, R.	6-14	0-0	4-5	5-3-8	4	16	0	1	1	1	31
Green, A.	5-17	4-14	0-0	2-3-5	0	14	1	5	0	0	39
Farquhar, J.	0-1	0-0	0-0	0-0-0	0	0	0	0	0	0	7
Hawthorne, J.	1-4	0-1	4-4	0-11-11	2	6	3	3	1	0	30
Massenburg, TJ	0-0	0-0	0-0	0-0-0	0	0	0	0	0	0	1
Team				3-1-4							
Totals	22-64	8-27	11-13	18-28-46	13	63	9	14	2	3	200

FG% 1st: 12-31 (38.7%) 2nd: 10-33 (30.3%) Game: 22-64 (34.4%)
 3FG% 1st: 4-13 (30.8%) 2nd: 4-14 (28.6%) Game: 8-27 (29.6%)
 FT% 1st: 4-4 (100.0%) 2nd: 7-9 (77.8%) Game: 11-13 (84.6%)

Western Kentucky	FG	3FG	FT	O-D-R	PF	PTS	A	T	B	S	MIN
Bassey, C.	6-11	0-0	1-2	1-6-7	1	13	1	2	4	0	35
Bearden, L.	4-8	1-2	2-2	1-1-2	2	11	8	1	1	4	33
Savage, J.	6-14	3-8	1-2	1-10-11	1	16	3	0	0	0	35
Anderson, J.	6-9	2-4	3-4	2-5-7	1	17	2	3	1	2	33
Hollingsworth, T.	3-10	3-7	0-0	0-0-0	0	9	2	0	0	2	35
Smith, T.	1-1	0-0	0-1	0-1-1	2	2	0	2	0	0	10
Banton, D.	0-0	0-0	0-0	1-1-2	0	0	0	1	0	0	6
Ohmer, J.	1-4	1-2	0-0	0-0-0	2	3	0	0	0	0	13
Team				0-0-0							
Totals	27-57	10-23	7-11	6-24-30	9	71	16	9	6	8	200

FG% 1st: 12-29 (41.4%) 2nd: 15-28 (53.6%) Game: 27-57 (47.4%)
 3FG% 1st: 3-10 (30.0%) 2nd: 7-13 (53.8%) Game: 10-23 (43.5%)
 FT% 1st: 1-2 (50.0%) 2nd: 6-9 (66.7%) Game: 7-11 (63.6%)

Officials: James Breeding, Bert Smith, Ray Natili
Technical: None
Attendance: 6,044

Score by Period	1	2	F
Middle Tennessee	32	31	63
Western Kentucky	28	43	71

Points	In Paint	Off T/O	2nd Chance	Fast Break	Bench
Middle Tennessee	20	6	14	3	6
Western Kentucky	30	19	4	7	5

Last FG - MT 2nd-01:34, WKU 2nd-02:10.
 Largest lead - MT by 6 1st-05:07, WKU by 11 2nd-15:10.
 MT led for 09:09. WKU led for 29:38. Game tied for 00:41.

Score tied - 1 time
 Lead changed - 8 times

27

Middle Tennessee 93
Marshall 98

Feb. 16, 2019 ♦ Huntington, W. Va. ♦ Cam Henderson Center

Middle Tennessee	FG	3FG	FT	O-D-R	PF	PTS	A	T	B	S	MIN
Scurry, R.	8-14	0-1	8-10	8-1-9	4	24	2	3	1	0	35
Gamble, K.	5-10	0-1	1-2	5-5-10	5	11	0	1	0	1	29
Sims, D.	4-17	2-9	2-2	1-5-6	1	12	2	2	0	0	40
Johnson, J.	2-3	0-0	0-0	1-2-3	5	4	2	3	0	1	17
Green, A.	8-19	7-13	8-8	0-4-4	3	31	2	3	0	2	39
Farquhar, J.	0-3	0-1	2-2	4-1-5	2	2	1	2	0	2	21
Hawthorne, J.	2-2	0-0	1-2	1-1-2	5	5	1	2	0	0	5
Mosley, L.	2-3	0-1	0-0	1-4-5	3	4	1	0	0	0	7
Massenburg, TJ	0-0	0-0	0-0	0-1-1	1	0	0	0	0	0	7
Team				3-3-6							
Totals	31-71	9-26	22-26	24-27-51	29	93	11	16	1	6	200

FG% 1st: 15-30 (50.0%) 2nd: 16-41 (39.0%) Game: 31-71 (43.7%)
 3FG% 1st: 6-12 (50.0%) 2nd: 3-14 (21.4%) Game: 9-26 (34.6%)
 FT% 1st: 5-6 (83.3%) 2nd: 17-20 (85.0%) Game: 22-26 (84.6%)

Marshall	FG	3FG	FT	O-D-R	PF	PTS	A	T	B	S	MIN
Williams, J.	5-7	5-7	1-2	0-4-4	4	16	0	0	3	2	26
George, D.	2-5	1-4	6-7	1-6-7	3	11	0	0	0	0	26
West, J.	0-4	0-3	2-2	1-1-2	3	2	3	1	0	1	32
Burks, C.J.	8-16	1-4	3-5	0-1-1	4	20	3	3	0	6	37
Elmore, J.	3-8	2-5	11-11	1-1-2	2	19	3	2	2	1	34
Thieneman, C.	0-0	0-0	0-0	0-0-0	3	0	0	1	0	0	2
Kinsey, T.	4-8	1-3	4-7	2-3-5	1	13	1	1	0	0	23
Watson, R.	5-8	1-1	6-6	1-1-2	0	17	3	0	0	0	20
Team				1-1-2							
Totals	27-56	11-27	33-40	18-25-21	25	98	13	9	6	10	200

FG% 1st: 14-30 (46.7%) 2nd: 13-26 (50.0%) Game: 27-56 (48.2%)
 3FG% 1st: 6-16 (37.5%) 2nd: 5-11 (45.5%) Game: 11-27 (40.7%)
 FT% 1st: 7-8 (87.5%) 2nd: 26-32 (81.3%) Game: 33-40 (82.5%)

Officials: Barry Mathis, Peter Juzenas, Kelly Davis
Technical: MAR - Team
Attendance: 6,927

Score by Period	1	2	F
Middle Tennessee	41	52	93
Marshall	41	57	98

Points	In Paint	Off T/O	2nd Chance	Fast Break	Bench
Middle Tennessee	40	17	34	2	11
Marshall	30	21	13	8	30

Last FG - MT 2nd-00:23, MAR 2nd-02:15.
 Largest lead - MT by 3 1st-01:38, MAR by 12 2nd-09:03.
 MT led for 02:57. MAR led for 31:20. Game tied for 05:43.

Score tied - 6 times
 Lead changed - 9 times



28

Charlotte.....67
Middle Tennessee86

Feb. 23, 2019 • Murfreesboro, Tenn. • Murphy Center

Charlotte	FG	3FG	FT	O-D-R	PF	PTS	A	T	B	S	MIN
Mangum, D.	4-7	2-5	1-1	2-1-3	0	11	1	4	0	1	29
Haslem, J.	2-2	0-0	0-0	1-2-3	2	4	2	3	0	0	17
Davis, J.	7-17	6-13	3-4	1-4-5	0	23	2	2	0	2	36
Robb, C.	2-6	1-3	1-2	2-3-5	3	6	3	1	0	2	31
Martin, M.	6-10	0-2	5-5	2-0-2	2	17	1	2	2	1	34
Blight, B.	0-3	0-2	0-0	0-4-4	0	0	0	1	0	1	12
Supica, M.	2-2	0-0	0-0	2-1-3	2	4	2	2	0	1	28
Kitoko, J.	1-4	0-2	0-0	1-0-1	1	2	0	1	1	0	13
Team				1-1-2						1	
Totals	24-51	9-27	10-12	12-16-28	10	67	11	17	3	8	200

FG% 1st:11-22 (50.0%) 2nd:13-29 (44.8%) Game:24-51 (47.1%)
 3FG% 1st:2-9 (22.2%) 2nd:7-18 (38.9%) Game:9-27 (33.3%)
 FT% 1st:8-9 (88.9%) 2nd:2-3 (66.7%) Game:10-12 (83.3%)

MiddleTennessee	FG	3FG	FT	O-D-R	PF	PTS	A	T	B	S	MIN
Scurry, R.	5-7	0-1	1-3	0-1-1	0	11	1	1	0	1	24
Gamble, K.	3-4	0-0	4-6	2-1-3	1	10	0	0	0	2	28
Sims, D.	8-14	1-5	3-4	0-2-2	2	20	4	2	0	1	32
Johnson, J.	2-4	0-0	0-0	0-5-5	2	4	3	1	1	1	29
Green, A.	7-11	5-8	2-2	0-1-1	3	21	5	2	0	1	34
Farquhar, J.	2-3	2-2	0-0	0-1-1	3	6	1	2	0	0	18
Hawthorne, J.	5-7	2-4	0-2	4-3-7	1	12	2	1	2	2	27
Mosley, L.	0-0	0-0	0-0	0-1-1	0	0	1	0	0	0	3
Miller, C.	0-2	0-2	0-0	0-0-0	0	0	0	0	0	0	2
Massenburg, TJ	1-1	0-0	0-0	1-0-1	0	2	0	0	0	0	2
Lewis, K.	0-0	0-0	0-0	0-0-0	0	0	0	0	0	0	1
Team				1-0-1							
Totals	33-53	10-22	10-17	8-15-23	12	86	17	9	3	8	200

FG% 1st:18-26 (69.2%) 2nd:15-27 (55.6%) Game:33-53 (62.3%)
 3FG% 1st:6-9 (66.7%) 2nd:4-13 (30.8%) Game:10-22 (45.5%)
 FT% 1st:6-9 (66.7%) 2nd:4-8 (50.0%) Game:10-17 (58.8%)

Officials: Craig Murley, Mike O'Neill, Danny Chance
Technical: None
Attendance: 2,986

Score by Period	1	2	F
Charlotte	32	35	67
Middle Tennessee	48	38	86

Points	In	Off	2nd	Fast	Bench
	Point	T/O	Chance	Break	
Charlotte	28	11	9	4	6
Middle Tennessee	46	30	5	7	20

Last FG - CHA 2nd-00:50, MT 2nd-01:01.
 Largest lead - CHA by 1 1st-17:27, MT by 22 2nd-01:01.
 CHA led for 00:52. MT led for 36:48. Game tied for 02:20.

Score tied - 2 times
 Lead changed - 4 times



Junior G Antonio Green and sophomore G Donovan Sims each turned in 20-point efforts as the Raiders rolled to victory on Feb. 23 against the visiting Charlotte 49ers. (Photos: MT ATHLETIC COMMUNICATIONS)



- 2018-19 BOX SCORES -

29

Middle Tennessee 61
Rice.....67

Mar. 3, 2019 ♦ Houston, Texas ♦ Tudor Fieldhouse

Middle Tennessee	FG	3FG	FT	O-D-R	PF	PTS	A	T	B	S	MIN
Scurry, R.	5-14	0-0	1-1	2-4-6	4	11	0	0	0	1	20
Gamble, K.	3-8	0-2	0-1	0-8-8	1	6	1	2	0	0	27
Farquhar, J.	3-6	0-2	3-4	2-6-8	5	9	4	2	0	1	38
Johnson, J.	4-8	0-1	1-1	0-2-2	2	9	3	3	1	2	35
Green, A.	6-17	1-9	3-4	1-2-3	4	16	2	1	0	1	32
Hawthorne, J.	3-8	0-1	0-0	1-4-5	3	6	2	1	0	0	22
Mosley, L.	2-3	0-0	0-0	1-4-5	4	4	1	2	2	1	23
Massenburg, TJ	0-0	0-0	0-0	0-0-0	0	0	0	1	0	0	3
Team				2-1-3							
Totals	26-64	1-15	8-11	9-31-40	23	61	13	12	3	6	200

FG% 1st: 10-30 (33.3%) 2nd: 16-34 (47.1%) Game: 26-64 (40.6%)
3FG% 1st: 0-8 (0.0%) 2nd: 1-7 (14.3%) Game: 1-15 (6.7%)
FT% 1st: 2-4 (50.0%) 2nd: 6-7 (85.7%) Game: 8-11 (72.7%)

Rice	FG	3FG	FT	O-D-R	PF	PTS	A	T	B	S	MIN
Parrish, J.	1-1	0-0	0-0	0-0-0	0	2	1	0	0	0	6
Williams, J.	2-9	0-2	1-3	2-9-11	1	5	1	1	0	0	23
Millora-Brown, Q	3-3	0-0	4-8	3-7-10	2	10	0	2	2	0	34
Adams, A.	3-10	2-8	3-3	0-2-2	1	11	3	0	0	2	33
Mullins, C.	1-7	0-1	2-2	2-4-6	4	4	3	2	0	1	27
Moore, P.	0-0	0-0	0-0	0-0-0	0	0	0	1	0	0	2
Murphy III, T.	3-12	2-9	0-0	1-1-2	1	8	0	0	0	1	26
Martin, R.	3-7	1-4	4-9	0-6-6	0	11	1	4	0	0	23
Peterson, D.	4-5	1-1	7-8	1-3-4	2	16	4	1	0	1	26
Team				2-0-2							
Totals	20-54	6-25	21-33	11-32-43	11	67	13	11	2	5	200

FG% 1st: 14-31 (45.2%) 2nd: 6-23 (26.1%) Game: 20-54 (37.0%)
3FG% 1st: 4-15 (26.7%) 2nd: 2-10 (20.0%) Game: 6-25 (24.0%)
FT% 1st: 3-7 (42.9%) 2nd: 18-26 (69.2%) Game: 21-33 (63.6%)

Officials: Kipp Kissinger, Olandis Poole, Tommy Short
Technical: None
Attendance: 1,478

Score by Period	1	2	F
Middle Tennessee	22	39	61
Rice	35	32	67

Points	In Paint	Off T/O	2nd Chance	Fast Break	Bench
Middle Tennessee	40	11	8	6	10
Rice	22	21	6	6	35

Last FG - MT 2nd-00:09, RICE 2nd-04:37.
Largest lead - MT none, RICE by 22 1st-06:18.
MT led for 00:00. RICE led for 38:42. Game tied for 01:18.

Score tied - 0 times
Lead changed - 0 times

30

Middle Tennessee 69
UTEP53

Mar. 6, 2019 ♦ El Paso, Texas ♦ Don Haskins Center

Middle Tennessee	FG	3FG	FT	O-D-R	PF	PTS	A	T	B	S	MIN
Scurry, R.	7-16	0-0	1-2	4-3-7	4	15	0	1	0	2	27
Gamble, K.	1-4	0-1	0-1	4-4-8	1	2	2	2	0	0	28
Farquhar, J.	1-4	0-1	0-1	0-5-5	2	2	4	1	0	2	30
Johnson, J.	2-5	0-1	2-4	6-7-13	2	6	2	2	1	1	31
Green, A.	9-22	5-13	3-3	1-3-4	1	26	2	2	0	1	37
Hawthorne, J.	7-11	3-4	1-2	2-6-8	3	18	1	4	0	0	28
Mosley, L.	0-0	0-0	0-0	1-2-3	3	0	0	0	0	0	13
Miller, C.	0-1	0-0	0-0	0-0-0	0	0	0	0	0	0	2
Massenburg, TJ	0-0	0-0	0-0	0-0-0	0	0	0	0	0	0	2
Lewis, K.	0-0	0-0	0-0	0-0-0	0	0	0	0	0	0	2
Team				1-2-3							
Totals	27-63	8-20	7-13	19-32-51	16	69	11	13	1	6	200

FG% 1st: 15-33 (45.5%) 2nd: 12-30 (40.0%) Game: 27-63 (42.9%)
3FG% 1st: 4-10 (40.0%) 2nd: 4-10 (40.0%) Game: 8-20 (40.0%)
FT% 1st: 4-8 (50.0%) 2nd: 3-5 (60.0%) Game: 7-13 (53.8%)

UTEP	FG	3FG	FT	O-D-R	PF	PTS	A	T	B	S	MIN
Thomas, P.	5-17	3-9	0-2	1-6-7	2	13	0	2	0	4	36
Ezeagu, K.	4-7	0-0	4-5	3-6-9	4	12	0	2	1	0	29
Hawkins, N.	4-11	0-2	2-3	3-1-4	2	10	2	1	0	0	37
Lathon, J.	4-14	1-6	2-4	1-5-6	2	11	3	4	1	0	38
Gilyard, E.	0-6	0-3	0-0	0-2-2	1	0	2	1	0	0	19
Campbell, O.	1-2	0-1	0-0	2-0-2	3	2	2	0	0	2	28
Magee, K.	0-0	0-0	0-0	0-0-0	0	0	0	0	0	0	3
Averitt, B.	0-0	0-0	0-0	0-0-0	0	0	0	0	0	0	1
Dekoninck, G.	1-1	0-0	3-5	1-1-2	3	5	0	1	0	1	9
Team				1-0-1							
Totals	19-58	4-21	11-19	12-21-33	17	53	9	11	2	7	200

FG% 1st: 7-31 (22.6%) 2nd: 12-27 (44.4%) Game: 19-58 (32.8%)
3FG% 1st: 1-10 (10.0%) 2nd: 3-11 (27.3%) Game: 4-21 (19.0%)
FT% 1st: 4-7 (57.1%) 2nd: 7-12 (58.3%) Game: 11-19 (57.9%)

Officials: Paul Janssen, Keith Kimble, Brent Dugas
Technical: None
Attendance: 4,748

Score by Period	1	2	F
Middle Tennessee	38	31	69
UTEP	19	34	53

Points	In Paint	Off T/O	2nd Chance	Fast Break	Bench
Middle Tennessee	30	9	14	2	18
UTEP	28	12	8	6	7

Last FG - MT 2nd-01:22, UTEP 2nd-00:19.
Largest lead - MT by 29 2nd-07:44, UTEP none.
MT led for 38:44. UTEP led for 00:00. Game tied for 00:11.

Score tied - 0 times
Lead changed - 0 times

31

UTEP 47
Middle Tennessee 48

Mar. 9, 2019 ♦ Murfreesboro, Tenn. ♦ Murphy Center

UTEP	FG	3FG	FT	O-D-R	PF	PTS	A	T	B	S	MIN
Thomas, P.	6-13	1-5	1-1	0-3-3	5	14	0	1	1	0	28
Campbell, O.	2-7	1-5	0-0	1-4-5	2	5	1	0	0	2	30
Ezeagu, K.	0-2	0-0	1-2	0-1-1	5	1	0	1	0	1	11
Hawkins, N.	3-14	1-7	1-1	1-9-10	2	8	0	2	0	1	39
Lathon, J.	3-8	2-5	0-2	0-5-5	2	8	4	3	2	0	40
Gilyard, E.	2-11	1-6	5-6	0-1-1	2	10	2	1	0	2	37
Dekoninck, G.	0-2	0-0	1-4	2-0-2	1	1	0	0	0	0	15
Team				7-3-10				1			
Totals	16-57	6-28	9-16	11-26-37	19	47	7	9	3	6	200

FG% 1st: 6-30 (20.0%) 2nd: 10-27 (37.0%) Game: 16-57 (28.1%)
 3FG% 1st: 2-14 (14.3%) 2nd: 4-14 (28.6%) Game: 6-28 (21.4%)
 FT% 1st: 4-7 (57.1%) 2nd: 5-9 (55.6%) Game: 9-16 (56.3%)

Middle Tennessee	FG	3FG	FT	O-D-R	PF	PTS	A	T	B	S	MIN
Hawthorne, J.	2-8	0-3	1-4	2-8-10	3	5	1	2	2	0	27
Gamble, K.	1-3	1-1	2-2	2-2-4	3	5	0	1	0	0	17
Mosley, L.	2-3	1-2	0-0	1-5-6	0	5	1	1	0	1	25
Miller, C.	1-2	1-2	0-0	0-0-0	0	3	0	0	0	0	5
Green, A.	4-17	1-8	2-2	0-0-0	2	11	2	1	0	2	40
Farguhar, J.	2-5	1-4	0-0	0-2-2	3	5	1	1	0	0	21
Johnson, J.	0-6	0-2	5-7	1-4-5	4	5	3	2	0	0	26
Massenburg, TJ	0-0	0-0	0-0	1-1-2	1	0	0	0	1	0	10
Scurry, R.	4-8	0-0	1-2	4-5-9	4	9	1	5	0	0	29
Team				2-5-7				1			
Totals	16-52	5-22	11-17	13-32-45	20	48	9	14	3	3	200

FG% 1st: 10-27 (37.0%) 2nd: 6-25 (24.0%) Game: 16-52 (30.8%)
 3FG% 1st: 4-14 (28.6%) 2nd: 1-8 (12.5%) Game: 5-22 (22.7%)
 FT% 1st: 1-1 (100.0%) 2nd: 10-16 (62.5%) Game: 11-17 (64.7%)


Officials: Clyde Owens, Alfred Smith, Davis Maxwell
Technical: None
Attendance: 2,984

Score by Period	1	2	F
UTEP	18	29	47
Middle Tennessee	25	23	48

Points	In Point	Off T/O	2nd Chance	Fast Break	Bench
UTEP	14	7	8	0	11
Middle Tennessee	18	4	7	2	19

Last FG - UTEP 2nd-00:44, MT 2nd-03:13.
 Largest lead - UTEP none, MT by 9 1st-15:12.
 UTEP led for 00:00. MT led for 39:28. Game tied for 00:32.

Score tied - 1 time
 Lead changed - 0 times



A tornado warning delaying tipoff couldn't stop the Blue Raiders from kicking things off with a bang on Senior Night as senior walk-ons Chase Miller and Lawrence Mosley drew their first career starts and opened the game with back-to-back 3-pointers. (Photos: MT ATHLETIC COMMUNICATIONS)



- 2018-19 BOX SCORES -

32

Middle Tennessee 61
UAB..... 70

Mar. 13, 2019 ♦ Frisco, Texas ♦ Ford Center at The Star

Middle Tennessee	FG	3FG	FT	O-D-R	PF	PTS	A	T	B	S	MIN
Scurry, R.	2-2	0-0	2-4	1-2-3	4	6	1	0	2	0	25
Gamble, K.	8-13	2-3	0-0	6-7-13	4	18	0	4	0	2	38
Sims, D.	8-17	6-14	0-0	0-3-3	0	22	3	1	0	1	37
Johnson, J.	2-4	1-1	1-2	1-3-4	0	6	2	3	0	0	38
Green, A.	2-17	1-11	0-0	1-4-5	3	5	7	6	0	1	40-
Farquhar, J.	1-1	0-0	0-0	0-0-0	4	2	0	0	0	1	6
Hawthorne, J.	1-4	0-1	0-0	0-1-1	5	2	0	0	1	0	13
Mosley, L.	0-0	0-0	0-0	0-0-0	0	0	0	0	0	0	2
Massenburg, TJ	0-0	0-0	0-0	0-0-0	0	0	0	0	0	0	1
Team				1-0-1							
Totals	24-58	10-30	3-6	10-20-30	20	61	13	14	3	5	200

FG% 1st: 13-26 (50.0%) 2nd: 11-32 (34.4%) Game: 24-58 (41.4%)
 3FG% 1st: 6-16 (37.5%) 2nd: 4-14 (28.6%) Game: 10-30 (33.3%)
 FT% 1st: 2-4 (50.0%) 2nd: 1-2 (50.0%) Game: 3-6 (50.0%)

UAB	FG	3FG	FT	O-D-R	PF	PTS	A	T	B	S	MIN
Gueye, M.	2-6	0-1	0-1	1-6-7	4	4	0	3	0	1	30
Sullivan, L.	6-9	0-0	5-5	2-5-7	1	17	1	3	0	0	30
Bell, J.	4-7	2-3	2-2	0-4-4	3	12	0	0	0	0	27
McCoy, A.	0-0	0-0	0-0	1-0-1	0	0	0	0	0	0	6
Perry, J.	5-9	2-6	2-4	1-2-3	0	14	2	1	0	0	32
Scott-Grayson, T.	2-5	0-1	4-5	1-4-5	0	8	1	0	1	2	19
Bryant, Z.	5-11	1-3	4-7	1-2-3	2	15	4	2	0	2	31
Lovan, T.	0-1	0-0	0-0	0-1-1	0	0	0	0	1	2	21
Pearson, T.	0-1	0-0	0-0	0-0-0	1	0	0	1	0	0	4
Team				1-0-1							
Totals	24-49	5-14	17-24	8-24-32	11	70	8	11	2	7	200

FG% 1st: 12-26 (46.2%) 2nd: 12-23 (52.2%) Game: 24-49 (49.0%)
 3FG% 1st: 3-7 (42.9%) 2nd: 2-7 (28.6%) Game: 5-14 (35.7%)
 FT% 1st: 6-9 (66.7%) 2nd: 11-15 (73.3%) Game: 17-24 (70.8%)

Officials: Ray Natili, Jeb Hartness, Bret Smith
Technical: None
Attendance: 2,704

Score by Period	1	2	F
Middle Tennessee	34	27	61
UAB	33	37	70

Points	In Paint	Off T/O	2nd Chance	Fast Break	Bench
Middle Tennessee	22	7	10	0	4
UAB	30	9	15	3	23

Last FG - MT 2nd-00:24, UAB 2nd-00:36.
 Largest lead - MT by 3 1st-19:39, UAB by 15 2nd-08:26.
 MT led for 04:18. UAB led for 34:33. Game tied for 01:09.

Score tied - 3 times
 Lead changed - 5 times



Senior F Karl Gamble closed out his collegiate career with an 18-point, 13-rebound double-double while sophomore G Donovan Sims returned from injury with a game-high 22 points as the Blue Raiders narrowly missed a 3-peat against UAB in the Conference USA Quarterfinals. (Photos: MT ATHLETIC COMMUNICATIONS)





- CONFERENCE USA REVIEW -

CONFERENCE USA STANDINGS

Team	C-USA	Pct.	Overall	Pct.
Old Dominion	13-5	.722	26-9	.743
WKU	11-7	.611	20-14	.588
1 Southern Miss	11-7	.611	20-13	.606
UTSA	11-7	.611	17-15	.531
UAB	10-8	.556	20-15	.571
Marshall	11-7	.611	23-14	.622
FIU	10-8	.556	20-14	.588
2 LA Tech	9-9	.500	20-13	.606
Florida Atlantic	8-10	.444	17-16	.515
North Texas	8-10	.444	21-12	.636
Rice	8-10	.444	13-29	.406
3 Middle Tennessee	8-10	.444	11-21	.344
Charlotte	5-13	.278	8-21	.276
UTEP	3-15	.167	8-21	.276

*Final standings within Bonus Play groups determined by records following Bonus Play

STATISTICAL RANKINGS IN C-USA

Team (All Games)

Scoring Offense	11th (66.9)
Scoring Defense	10th (72.3)
Scoring Margin	13th (-5.4)
Field Goal %	10th (.419)
Field Goal % Defense	10th (.432)
3-Point FG %	10th (.326)
3-Point FG % Defense	9th (.343)
Free Throw %	7th (.677)
Rebounding Offense	3rd (38.4)
Rebounding Defense	6th (34.9)
Rebounding Margin	5th (+3.4)
Assists	12th (11.0)
Blocked Shots	12th (2.7)
Steals	8th (5.9)
Turnover Margin	14th (-3.7)
Assist/Turnover Ratio	12th (0.7)

Individual (All Games)

<i>Karl Gamble</i>	
Offensive Rebounds	6th (2.6)
<i>Antonio Green</i>	
Scoring	5th (17.9)
3-PT FG Made Per Game	3rd (3.3)
Free Throw %	2nd (.874)
Minutes Played	6th (35.3)
<i>Reggie Scurry</i>	
Field Goal %	7th (.561)
Offensive Rebounds	2nd (3.0)

CONFERENCE USA SUPERLATIVES

Player of the Year	Pos.	Class	School
B.J. Stith	G	Sr.	Old Dominion
Freshman of the Year	Pos.	Class	School
Charles Bassey	C	Fr.	WKU
Newcomer of the Year	Pos.	Class	School
Antonio Green	G	Jr.	Middle Tennessee
Defensive POY	Pos.	Class	School
Charles Bassey	C	Fr.	WKU
Co-Sixth POY	Pos.	Class	School
Xavian Stapleton	F	Gr.	Florida Atlantic
LaDavius Draine	G	So.	Southern Miss
First Team	Pos.	Class	School
Jon Elmore	G	Sr.	Marshall
Ahmad Caver	G	Sr.	Old Dominion
B.J. Stith	G	Sr.	Old Dominion
Jhivjan Jackson	G	So.	UTSA
Charles Bassey	C	Fr.	WKU
Second Team	Pos.	Class	School
Jon Davis	G	Sr.	Charlotte
Brian Beard Sr.	G	Jr.	FIU
Cortez Edwards	G	Sr.	Southern Miss
Tyree Griffin	G	R-Sr.	Southern Miss
Keaton Wallace	G	So.	UTSA
Third Team	Pos.	Class	School
Anthony Adger	G	Sr.	Florida Atlantic
C.J. Burks	G	Sr.	Marshall
Antonio Green	G	Jr.	Middle Tennessee
Ryan Woolridge	G	Jr.	North Texas
Zack Bryant	G	So.	UAB
Taveion Hollingsworth	G	So.	WKU
All-Freshman Team	Pos.	Class	School
Taeion Kinsey	G	Fr.	Marshall
Umoja Gibson	G	R-Fr.	North Texas
Chris Mullins	G	Fr.	Rice
Efe Odigie	F	Fr.	UTEP
Charles Bassey	C	Fr.	WKU
All-Defensive Team	Pos.	Class	School
Brian Beard Jr.	G	Sr.	FIU
Osasumwen Osaghae	F	Jr.	FIU
Xavier Green	G	So.	Old Dominion
Cortez Edwards	G	Sr.	Southern Miss
Charles Bassey	C	Fr.	WKU
Gene Bartow Coach of the Year			School
Jeff Jones			Old Dominion

M I D D L E T E N N E S S E E M E N ' S B A S K E T B A L L

HISTORY/RECORDS





- INDIVIDUAL RECORDS -

POINTS

Game

1.	Mike Milholland vs. Austin Peay (1/23/65)	44
2.	Bob Burden vs. Lipscomb (12/1/59)	43
3.	Milton Dean vs. SE Missouri (1/14/94)	41
4.	Bob Gardner vs. Chattanooga (12/12/66)	39
t5.	Willie Brown vs. Austin Peay (1/27/68)	38
t5.	Willie Brown vs. East Tennessee (1/6/69)	38
t5.	Willie Brown vs. Chattanooga (2/8/68)	38
t8.	Robert Taylor vs. Austin Peay (3/2/91)	37
t8.	Tim Sisneros vs. Marshall (2/25/76)	37
t10.	Bob Williamson vs. Tennessee Tech (2/15/58)	36
t10.	Jim Drew vs. Tennessee Tech (2/14/70)	36
t10.	John Price vs. Union (2/20/54)	36
t10.	Willie Brown vs. WKU (3/2/68)	36
14.	Billy Martin vs. WKU (2/19/65)	35
t15.	James Washington vs. Houston Baptist (2/13/10)	34
t15.	Reggie Upshaw vs. UAB (1/1/17)	34
t17.	William Pippen vs. Christian Brothers (12/18/02)	32
t17.	William Pippen vs. FIU (2/22/03)	32
t17.	Desmond Yates vs. Houston Baptist (2/7/09)	32
t17.	Reggie Upshaw vs. Trevecca (12/30/15)	32
t17.	Nick King at FGCU (12/2/17)	32
t17.	Nick King vs. North Texas (2/10/18)	32
t23.	JaCorey Williams vs. Toledo (11/26/16)	31
t23.	Nick King at Murray State (11/13/17)	31
t23.	Antonio Green at Marshall (2/16/19)	31
t26.	Jim Drew vs. Florence State (12/18/70)	30
t26.	Tommy Gunn vs. New Orleans (1/18/03)	30
t26.	Mike Dean vs. Arkansas State (1/15/04)	30
t26.	Desmond Yates vs. New Orleans (1/19/08)	30
t26.	Giddy Potts vs. Florida Atlantic (3/4/17)	30
t26.	Giddy Potts vs. Marshall (3/11/17)	30
t26.	Nick King at UAB (12/30/17)	30
t26.	Antonio Green vs. Lipscomb (12/01/18)	30

17.	Jerry Beck (1981-82)	525
18.	Reggie Upshaw (2016-17)	523
19.	Nod Carter (1996-97)	520
20.	Bob Martin (1976-77)	519
21.	Rick Campbell (1981-82)	514
22.	Desmond Yates (2007-08)	511
23.	Herman Sykes (1971-72)	498
24.	LaRon Dendy (2011-12)	497
25.	Reggie Upshaw (2015-16)	480

Career

1.	Desmond Yates (2006-10)	1,775
2.	Giddy Potts (2014-18)	1,645
3.	Robert Taylor (1989-93)	1,622
4.	Kerry Hammonds (1984-87, 88-89)	1,616
5.	Reggie Upshaw (2013-17)	1,571
6.	Tommy Gunn (2000-04)	1,528
7.	Willie Brown (1966-69)	1,524
8.	Randy Henry (1985-89)	1,484
9.	Ken Trickey (1951-55)	1,456
t10.	Tim Sisneros (1972-76)	1,426
t10.	Chris Rainey (1986-89)	1,426
12.	Greg Joyner (1976-79)	1,424
13.	Sleepy Taylor (1974-78)	1,421
14.	Jerry Beck (1978-82)	1,401
15.	Tim Gaither (1992-96)	1,318
16.	Kevin Kanaskie (2005-09)	1,251
17.	Bob Burden (1958-61)	1,242
18.	John Price (1953-59)	1,215
19.	Warren Kidd (1990-93)	1,165
20.	Kim Cooksey (1984-86)	1,160
21.	Harry Gupton (1949-52)	1,154
22.	Tyrus Baynham (1985-88)	1,125
23.	Fred Allen (1973-76)	1,108
24.	Doug Shrader (1953-56)	1,094
25.	Shawn Jones (2010-14)	1,093

Season

1.	Nick King (2017-18)	694
2.	Kim Cooksey (1985-86)	623
3.	JaCorey Williams (2016-17)	621
4.	Tim Sisneros (1975-76)	618
5.	Willie Brown (1968-69)	605
6.	Randy Henry (1988-89)	604
7.	Milton Dean (1993-94)	597
8.	Chris Rainey (1988-89)	580
9.	Antonio Green (2018-19)	573
10.	Chris Rainey (1987-88)	565
11.	Willie Brown (1967-68)	556
12.	Giddy Potts (2016-17)	552
13.	Desmond Yates (2008-09)	550
14.	Greg Joyner (1978-79)	544
15.	Kim Cooksey (1984-85)	537
16.	Kerry Hammonds (1988-89)	535

SCORING AVERAGE

Season	(minimum 15 games)
1.	Willie Brown (1968-69) 23.3
2.	Willie Brown (1967-68) 23.2
3.	Robert Taylor (1992-93) 22.2
t4.	Milton Dean (1993-94) 22.1
t4.	Tim Sisneros (1975-76) 22.1
6.	Nick King (2017-18) 21.0
7.	Greg Joyner (1978-79) 20.9
8.	Bob Burden (1959-60) 19.7
9.	Randy Henry (1988-89) 19.5
10.	Herman Sykes (1971-72) 19.2
11.	Kim Cooksey (1985-86) 18.9
12.	Chris Rainey (1988-89) 18.7
13.	Larry Stewart (1963-64) 18.6
t14.	Bobby Gardner (1965-66) 18.0



- INDIVIDUAL RECORDS -

t14.	Sleepy Taylor (1977-78)	18.0
t16.	Bob Martin (1976-77)	17.9
t16.	Doug Shrader (1955-56)	17.9
t16.	Antonio Green (2018-19)	17.9
t19.	Larry Stewart (1962-63)	17.7
t19.	Jimmy Powell (1972-73)	17.7
21.	Jerry Beck (1980-81)	17.5
t22.	Bob Williamson (1957-58)	17.3
t22.	Jerry Beck (1980-81)	17.3
t22.	Kim Cooksey (1984-85)	17.3
t22.	Kerry Hammonds (1988-89)	17.3
t22.	JaCorey Williams (2016-17)	17.3

Career

(minimum 40 games)

1.	Willie Brown (1967-69)	20.3
t2.	Larry Stewart (1963-64)	18.1
t2.	Kim Cooksey (1985-86)	18.1
t2.	Herman Sykes (1971-72)	18.1
5.	Greg Joyner (1977-79)	17.6
6.	Bob Burden (1959-61)	17.5
7.	Jerry Beck (1979-82)	16.7
8.	Rick Campbell (1981-82)	16.3
t9.	Robert Taylor (1990-93)	16.2
t9.	Jimmy Powell (1973-74)	16.2
t11.	Nod Carter (1996-97)	16.0
t11.	George Sorrell (1974-75)	16.0
t11.	Milton Dean (1993-94)	16.0
t14.	Bob Martin (1977-78)	15.2
t14.	Chris Rainey (1987-89)	15.2
t14.	Jay Cole (1966-67)	15.2
t14.	Mike Dean (2004-05)	15.2
18.	Render Carden (1954-56)	14.9
19.	Desmond Yates (2006-10)	14.7
t20.	Sleepy Taylor (1975-78)	14.6
t20.	Bobby Gardner (1965-67)	14.6

REBOUNDS

Game

1.	Mike Milholland vs. Austin Peay (1/23/65)	32
2.	Bennett Jent vs. Tennessee Tech (1/14/63)	31
3.	Booker Brown vs. Austin Peay (1/25/69)	30
t4.	Bennett Jent vs. Huntingdon (1/19/63)	29
t4.	Booker Brown vs. UT Martin (12/7/68)	29
6.	Booker Brown vs. Oral Roberts (12/2/68)	25
7.	Jerry Hurst vs. Lipscomb (1/7/58)	24
t8.	Booker Brown vs. Athens (1/2/69)	23
t8.	Ed Cannon vs. Parsons (12/17/64)	23
t8.	Jerry Hurst vs. Eastern Kentucky (1/20/58)	23
t8.	Render Carden vs. Austin Peay (1/10/55)	23
t12.	Napoleon Rhodes vs. UNC Greensboro (11/30/02)	20
t12.	Shawn Jones vs. Maine (12/29/13)	20
14.	Shawn Jones vs. UAB (3/6/14)	18
15.	Steve Thomas vs. New Mexico State (3/4/05)	17

Season

1.	Booker Brown (1968-69)	429
2.	Warren Kidd (1992-93)	386
3.	George Sorrell (1974-75)	373
4.	Warren Kidd (1990-91)	370
5.	Ken Riley (1967-68)	338
6.	Bennett Jent (1962-63)	330
7.	Kerry Hammonds (1988-89)	319
t8.	Jerry Hurst (1956-57)	316
t8.	Ed Cannon (1965-66)	316
10.	Dwayne Rainey (1987-88)	312

Career

1.	Warren Kidd (1990-93)	1,048
2.	Kerry Hammonds (1984-87, 88-89)	955
3.	Ken Riley (1967-68, 69-71)	924
4.	Reggie Upshaw (2013-17)	910
5.	Tim Sisneros (1972-76)	846
6.	Jerry Beck (1978-82)	782
7.	Bennett Jent (1960-63)	745
8.	Render Carden (1953-56)	728
9.	Dwayne Rainey (1985-88)	723
10.	Chris Harris (1978-82)	707
11.	Ed Cannon (1964-67)	704
12.	Booker Brown (1968-70)	697
13.	Art Polk (1966-69)	692
14.	Randy Henry (1985-89)	682
15.	Bob Burden (1958-61)	673

REBOUNDING AVERAGE

Season

(minimum 10 games)

1.	Jerry Hurst (1957-58)	17.2
2.	Booker Brown (1968-69)	16.5
3.	Warren Kidd (1992-93)	14.8
4.	Ken Riley (1967-68)	14.1
5.	Bennett Jent (1962-63)	13.8
6.	George Sorrell (1974-75)	13.3
t7.	Ed Cannon (1965-66)	13.2
t7.	Jerry Hurst (1956-57)	12.6
9.	Bob Williamson (1957-58)	12.4
10.	Warren Kidd (1990-91)	12.3

Career

(minimum 30 games)

1.	Jerry Hurst (1956-58)	14.2
2.	Booker Brown (1968-70)	13.4
3.	Warren Kidd (1990-93)	12.6
4.	Ken Riley (1967-68, 69-71)	12.2
5.	George Sorrell (1973-75)	12.1
6.	Bennett Jent (1960-63)	11.6
7.	Ed Cannon (1964-67)	10.7
8.	Larry Stewart (1962-64)	10.1
9.	Render Carden (1953-56)	10.0
10.	Bob Williamson (1956-58)	9.9





- INDIVIDUAL RECORDS -

11.	Frank Davis (1955-58)	9.7
12.	Bob Burden (1958-61)	9.5
13.	Jerry Beck (1978-82)	9.3
14.	Art Polk (1966-69)	9.2
15.	Aylton Tesch (1995-96, 97-98)	8.6

t10.	Willie Brown at Chattanooga (2/27/69)	29
------	---------------------------------------	----

FIELD GOALS MADE

Game

1.	Willie Brown vs. Chattanooga (2/6/68)	17
t2.	Les Gregory vs. Tennessee Tech (3/3/88)	16
t2.	Tim Sisneros vs. Marshall (2/25/76)	16
t2.	Tim Sisneros vs. WKU (2/7/76)	16
5.	11 Players Tied	15

Season

1.	Kim Cooksey (1985-86)	278
2.	Randy Henry (1989-89)	267
3.	Nick King (2017-18)	259
4.	JaCorey Williams (2016-17)	258
5.	Tim Sisneros (1975-76)	257
6.	Willie Brown (1968-69)	239
7.	Willie Brown (1967-68)	224
t8.	Kim Cooksey (1984-85)	228
t8.	Desmond Yates (2008-09)	228
10.	Greg Joyner (1978-79)	223

Career

1.	Desmond Yates (2006-10)	714
2.	Randy Henry (1985-89)	641
3.	Kerry Hammonds (1984-87, 88-89)	631
4.	Willie Brown (1966-69)	619
5.	Reggie Upshaw (2013-17)	598
6.	Greg Joyner (1976-79)	593
7.	Tim Sisneros (1972-76)	584
8.	Giddy Potts (2014-18)	557
9.	Sleepy Taylor (1974-78)	533
10.	Ken Trickey (1951-55)	521

FIELD GOALS ATTEMPTED

Game

t1.	Willie Brown vs. UT Martin (2/1/68)	36
t1.	Willie Brown vs. WKU (2/3/68)	36
t3.	Willie Brown vs. Carson Newman (12/18/68)	34
t3.	Willie Brown vs. Chattanooga (2/8/68)	34
5.	Willie Brown vs. Pan-American (12/21/68)	31
t6.	Bennett Jent vs. Tennessee Tech (1/14/63)	30
t6.	Billy Martin vs. Tennessee Tech (2/2/65)	30
t6.	Doug Shrader vs. Morehead State (2/24/55)	30
t6.	Paul Holland vs. East Tennessee (1/7/61)	30
t10.	Doug Shrader vs. Lincoln Memorial (3/1/55)	29
t10.	Willie Brown at Austin Peay (1/27/68)	29
t10.	Willie Brown at Eastern Kentucky (2/22/69)	29

Season

1.	Willie Brown (1968-69)	603
2.	Kim Cooksey (1985-86)	589
3.	Willie Brown (1967-68)	543
t4.	Milton Dean (1993-94)	534
t4.	Randy Henry (1988-89)	534
6.	Nick King (2017-18)	523
7.	Antonio Green (2018-19)	521
8.	Kim Cooksey (1984-85)	486
9.	JaCorey Williams (2016-17)	484
10.	Tim Sisneros (1975-76)	451

Career

1.	Ken Trickey (1951-55)	1,776
2.	Willie Brown (1966-69)	1,536
3.	Kerry Hammonds (1984-87, 88-89)	1,384
4.	Robert Taylor (1989-93)	1,308
5.	Desmond Yates (2006-10)	1,291
6.	Giddy Potts (2014-18)	1,245
7.	Reggie Upshaw (2013-17)	1,230
8.	Randy Henry (1985-89)	1,174
9.	Sleepy Taylor (1974-78)	1,146
10.	Tim Sisneros (1972-76)	1,105

FIELD GOAL PERCENTAGE

Game

(minimum 10 made)

1.	Quincy Vance vs. Austin Peay (2/25/91)	1.000 (11-11)
t2.	Gerald Harris vs. Alcorn State (12/23/89)	1.000 (10-10)
t2.	Warren Kidd vs. FIU (2/2/91)	1.000 (10-10)
t4.	Herman Sykes vs. Chattanooga (2/17/72)	.917 (11-12)
t4.	Cedrick Wallace vs. Martin Methodist (12/20/99)	.917 (11-12)
t6.	Kerry Hammonds II vs. Louisiana (1/19/13)	.909 (10-11)
t6.	Bob Martin vs. Morehead State (3/4/77)	.909 (10-11)
t6.	Chris Ingram vs. Tennessee State (2/24/90)	.909 (10-11)
t6.	Greg Joyner vs. Bellermino (12/21/76)	.909 (10-11)
t6.	Lee Campbell vs. Tennessee State (2/26/86)	.909 (10-11)
t6.	Quincy Vance vs. Austin Peay (2/17/90)	.909 (10-11)

Season

(minimum 90 made)

1.	Warren Kidd (1990-91)	.700 (173-247)
2.	Warren Kidd (1991-92)	.664 (156-235)
t3.	Brandon Walters (2017-18)	.651 (142-218)
t3.	Kyle Young (2005-06)	.651 (108-166)
5.	Theryn Hudson (2007-08)	.647 (108-167)
6.	Lee Campbell (1985-86)	.634 (130-205)
7.	Warren Kidd (1992-93)	.630 (167-265)
8.	Jerry Beck (1981-82)	.621 (180-290)
9.	Jerry Beck (1980-81)	.602 (174-289)
10.	Quincy Vance (1991-92)	.600 (111-185)



- INDIVIDUAL RECORDS -

Career

(minimum 140 made)

1.	Warren Kidd (1990-93)	.664 (496-747)
2.	Brandon Walters (2016-18)	.635 (212-334)
3.	Theryn Hudson (2005-10)	.607 (253-417)
4.	Jerry Beck (1978-82)	.592 (513-866)
5.	Bob Martin (1976-78)	.574 (331-577)
6.	Kyle Young (2002-07)	.573 (318-555)
7.	Quincy Vance (1988-92)	.569 (376-661)
t8.	Leslie Gregory (1987-88)	.565 (169-299)
t8.	Doug Lipscomb (1982-84)	.565 (247-437)
10.	Malachi Allen (1996-98)	.560 (144-257)

3-POINT FIELD GOALS MADE

Game

1.	James Washington vs. Houston Baptist (2/13/10)	10
t2.	Giddy Potts vs. Marshall (2/19/15)	8
t2.	John Humphrey vs. WKU (2/23/02)	8
t2.	Robert Taylor vs. Tennessee Tech (1/20/92)	8
t2.	Robert Taylor vs. Austin Peay (3/2/91)	8
t6.	Mike Dean vs. Arkansas State (1/15/04)	7
t6.	Ali McGhee vs. Austin Peay (1/16/99)	7
t6.	Milton Dean vs. Oral Roberts (12/1/93)	7
t6.	Robert Taylor vs. Arkansas State (2/26/90)	7
t6.	Mike Dean vs. Auburn (12/21/04)	7
t6.	Giddy Potts vs. Charlotte (1/14/16)	7
t6.	Antonio Green vs. Lipscomb (12/01/18)	7
t6.	Antonio Green vs. Charlotte (2/07/19)	7
t6.	Antonio Green at Marshall (2/16/19)	7

Season

1.	Antonio Green (2018-19)	105
2.	Giddy Potts (2017-18)	85
3.	Chris Rainey (1987-88)	83
4.	Giddy Potts (2015-16)	79
5.	Robert Taylor (1990-91)	77
6.	Giddy Potts (2016-17)	76
7.	James Washington (2010-11)	72
8.	Raymond Cintron (2012-13)	71
9.	Adam Vogelsberg (2005-06)	68
t10.	Kevin Kanaskie (2006-07)	67
t10.	Raymond Cintron (2011-12)	67
t10.	Kerry Hammonds II (2013-14)	67

Career

1.	Giddy Potts (2014-18)	286
2.	Robert Taylor (1989-93)	222
3.	Kevin Kanaskie (2005-09)	207
4.	Tommy Gunn (2000-04)	185
5.	Chris Rainey (1986-89)	180
6.	Freddie Martinez (1996-01)	172
t7.	James Washington (2009-11)	137
t7.	Raymond Cintron (2011-13)	137
9.	Kerry Hammonds II (2010-14)	135

10.	JaQawn Raymond (2013-16)	119
-----	--------------------------	-----

3-POINT FIELD GOALS ATTEMPTED

Game

t1.	Milton Dean vs. Minnesota (12/3/93)	17
t1.	James Washington vs. Houston Baptist (2/13/10)	17
3.	Robert Taylor vs. SE Missouri (1/30/93)	16
t4.	Robert Taylor vs. Tennessee Tech (1/20/92)	15
t4.	Antonio Green vs. Charlotte (2/7/19)	15
t6.	Ali McGhee vs. Austin Peay (1/16/99)	14
t6.	Freddie Martinez vs. Central Florida (12/12/00)	14
t6.	Antonio Green at WKU (2/14/19)	14
t6.	Donovan Sims vs. UAB (3/13/19)	14

Season

1.	Antonio Green (2018-19)	304
2.	Giddy Potts (2017-18)	210
3.	Robert Taylor (1990-91)	209
4.	Giddy Potts (2016-17)	198
5.	Kevin Kanaskie (2008-09)	191
6.	Kevin Kanaskie (2006-07)	186
7.	James Washington (2010-11)	182
8.	Chris Rainey (1987-88)	179
9.	Fats Cuyler (2005-06)	176
10.	Kerry Hammonds II (2013-14)	173

Career

1.	Giddy Potts (2014-18)	686
2.	Robert Taylor (1991-93)	619
3.	Kevin Kanaskie (2005-09)	592
4.	Tommy Gunn (2000-03)	469
5.	Freddie Martinez (1996-01)	451
6.	Chris Rainey (1986-89)	382
7.	Kerry Hammonds II (2010-14)	365
8.	James Washington (2009-11)	353
9.	JaQawn Raymond (2013-16)	324
t10.	Fats Cuyler (2003-06)	317
t10.	Richard Duncan (1996-99)	317
t10.	Raymond Cintron (2011-13)	317

3-POINT FIELD GOAL PERCENTAGE

Game

(minimum 5 made)

t1.	Chris Rainey vs. Virginia Tech (11/21/87)	1.000 (6-6)
t1.	Chris Rainey vs. Wright State (2/8/89)	1.000 (6-6)
t1.	Mike Buck vs. Florida State (3/16/89)	1.000 (6-6)
t1.	Freddie Martinez vs. Tennessee State (12/9/00)	1.000 (6-6)
t1.	Kevin Kanaskie vs. Trevecca (11/14/08)	1.000 (6-6)
t6.	Chris Rainey vs. Marshall (12/20/86)	1.000 (5-5)
t6.	Tyrik Dixon vs. WKU (1/14/17)	1.000 (5-5)
8.	Giddy Potts vs. Charlotte (1/14/16)	.875 (7-8)
t9.	Chris Rainey vs. Akron (1/26/87)	.833 (5-6)
t9.	Kevin Wallace vs. Akron (12/4/89)	.833 (5-6)





- INDIVIDUAL RECORDS -

t9. Robert Taylor vs. Alcorn State (12/15/90)	.833 (5-6)
t9. Tim Gaither vs. SE Missouri (2/12/96)	.833 (5-6)
t9. Ed Simpson vs. Southern Miss (2/13/16)	.833 (5-6)

Season

(minimum 35 made)

1. Giddy Potts (2015-16)	.506 (79-156)
2. Jonathan Whitworth (1999-00)	.505 (50-99)
3. Chris Rainey (1988-89)	.468 (65-139)
4. Chris Rainey (1987-88)	.464 (83-179)
5. Kelvin Hammonds (1991-92)	.458 (38-83)
6. Xavier Habersham (2016-17)	.453 (39-86)
7. Raymond Cintron (2012-13)	.438 (71-162)
8. Nod Carter (1996-97)	.438 (53-121)
9. Mike Dean (2003-04)	.437 (62-142)
10. Torrey Moore (1996-97)	.436 (65-149)

Career

(minimum 60 made)

1. Chris Rainey (1986-89)	.471 (180-382)
2. Jonathan Whitworth (1999-01)	.438 (63-144)
3. Raymond Cintron (2011-13)	.435 (138-317)
4. Adam Vogelsberg (2004-05)	.417 (68-163)
5. Giddy Potts (2014-18)	.417 (286-686)
6. Nod Carter (1995-97)	.412 (106-257)
7. Xavier Habersham (2015-17)	.407 (61-150)
8. Kelvin Hammonds (1990-92)	.403 (73-181)
t9. Tommy Gunn (2000-04)	.394 (185-469)
t9. Torrey Moore (1994-97)	.394 (87-221)

FREE THROWS MADE

Game

1. Aylton Tesch vs. Eastern Illinois (2/5/98)	18
t2. Bob Burden at Lipscomb (1/23/60)	17
t2. Bob Burden vs. Lipscomb (12/1/59)	17
t2. Chester Adair vs. Belmont (12/10/56)	17
t5. Chris Rainey at Austin Peay (1/28/89)	16
t5. Mike Milholland vs. Austin Peay (1/23/65)	16
t5. Nod Carter vs. Chattanooga (12/14/96)	16
t5. Mike Dean vs. Arkansas State (2/17/05)	16
t9. John Price at Tennessee Tech (1/12/57)	15
t9. John Price vs. Murray State (1/2/57)	15
t9. John Price vs. Eastern Kentucky (2/1/54)	15

Season

1. Jerry Beck (1981-82)	165
2. John Price (1956-57)	157
3. Bob Burden (1959-60)	148
4. Don Smith (1959-60)	144
5. Aylton Tesch (1997-98)	138
t6. Bob Burden (1960-61)	135
t6. LaRon Dendy (2011-12)	135
8. Nick King (2017-18)	134
t9. James Washington (2010-11)	133
t9. Sleepy Taylor (1977-78)	133

Career

1. John Price (1953-54, 57, 59)	441
2. Ken Trickey (1951-55)	414
3. Bob Burden (1958-61)	394
4. Jerry Beck (1978-82)	375
5. Robert Taylor (1989-93)	370
6. Sleepy Taylor (1974-78)	355
7. Kerry Hammonds (1984-87, 88-89)	352
8. Kevin Kanaskie (2005-09)	350
9. Tim Gaither (1992-96)	331
10. Tommy Gunn (2000-04)	307

FREE THROWS ATTEMPTED

Game

1. Aylton Tesch vs. Eastern Illinois (2/5/98)	23
2. Chester Adair vs. Belmont (12/10/56)	22
t3. Bob Burden vs. Morehead State (12/7/63)	21
t3. Doug Lipscomb vs. Austin Peay (1/28/83)	21
t5. John Price vs. Murray State (1/2/57)	20
t5. Mike Milholland vs. Morehead State (12/7/63)	20
t7. John Price vs. Eastern Kentucky (2/1/54)	19
t7. Mike Milholland vs. Austin Peay (1/23/65)	19
t9. Seven Players Tied	18

Season

1. LaRon Dendy (2011-12)	235
2. John Price (1956-57)	230
3. Jerry Beck (1981-82)	225
4. Bob Burden (1959-60)	203
5. Aylton Tesch (1997-98)	201
6. Bob Burden (1960-61)	197
7. Don Smith (1958-59)	188
8. Nick King (2017-18)	183
9. Willie Brown (1968-69)	179
10. Jason Jones (2010-11)	178

Career

1. Ken Trickey (1951-55)	673
2. John Price (1952-54, 57, 59)	670
3. Bob Burden (1958-61)	562
4. Kerry Hammonds (1984-87, 89)	498
5. Jerry Beck (1978-82)	493
6. Reggie Upshaw (2013-17)	482
7. Robert Taylor (1989-93)	460
8. Sleepy Taylor (1974-78)	447
9. Kevin Kanaskie (2005-09)	431
10. Doug Shrader (1952-56)	430

FREE THROW PERCENTAGE

Game

(minimum 10 made)

1. Don Smith vs. East Tennessee (1/9/60)	1.000 (16-16)
2. Quincy Vance vs. Arkansas State (2/26/90)	1.000 (14-14)



- INDIVIDUAL RECORDS -

3.	Sleepy Taylor vs. Eastern Kentucky (1/9/78)	1.000 (13-13)
t4.	Sleepy Taylor vs. Tennessee Tech (2/8/75)	1.000 (12-12)
t4.	Dan Midgett vs. Eastern Kentucky (2/13/64)	1.000 (12-12)
t4.	Kevin Kanaskie vs. Florida Atlantic (2/23/08)	1.000 (12-12)
t4.	Raymond Cintron vs. Louisiana (1/7/11)	1.000 (12-12)
t8.	Adam Vogelsberg vs. Louisville (12/20/05)	1.000 (11-11)
t8.	Sleepy Taylor vs. Tennessee Tech (2/5/77)	1.000 (11-11)
t8.	Don Smith vs. Louisiana (12/5/59)	1.000 (11-11)
t8.	Tommy Gunn vs. Denver (2/9/03)	1.000 (11-11)
t8.	Richard Duncan vs. Morehead State (1/6/97)	1.000 (11-11)
t13.	Kevin Kanaskie vs. Louisiana (1/29/09)	1.000 (10-10)
t13.	Nick King vs. FGCU (11/21/17)	1.000 (10-10)

Season (minimum 50 made)

1.	Adam Vogelsberg (2005-06)	.908 (108-119)
2.	Lee Nosse (1999-00)	.892 (83-93)
3.	Stan Sumrell (1969-70)	.882 (60-68)
4.	Nod Carter (1995-96)	.881 (104-118)
5.	Antonio Green (2018-19)	.874 (76-87)
6.	James Washington (2010-11)	.864 (133-154)
7.	Giddy Potts (2017-18)	.863 (69-80)
8.	Antwain Johnson (2017-18)	.862 (56-65)
t9.	Lee Nosse (2001-02)	.855 (71-83)
t9.	Kevin Kanaskie (2008-09)	.855 (100-117)

Career (minimum 100 made)

1.	Adam Vogelsberg (2005-06)	.908 (108-119)
2.	Nod Carter (1994-97)	.836 (225-269)
3.	James Washington (2009-11)	.821 (243-296)
4.	Lee Nosse (1997-00, '02)	.819 (258-315)
5.	Mike Buck (1988-92)	.815 (119-146)
6.	Kevin Kanaskie (2005-09)	.812 (350-431)
7.	Robert Taylor (1989-93)	.804 (370-460)
8.	Giddy Potts (2014-18)	.803 (245-305)
9.	Duane Washington (1985-87)	.800 (120-150)
10.	Stan Sumrell (1967-68, 70-71)	.799 (171-214)

ASSISTS

Game

1.	James Johnson vs. Freed-Hardeman (1/2/86)	20
t2.	Duane Washington vs. Eastern Kentucky (1/19/87)	16
t2.	Duane Washington vs. Morehead State (2/24/86)	16
4.	Duane Washington vs. Tennessee Tech (1/5/87)	15
t5.	Greg Christian vs. Kennesaw State (11/26/90)	14
t5.	Lewis Mack vs. Little Rock (12/1/76)	14
t7.	Kevin Kanaskie vs. Louisiana (1/27/07)	13
t7.	Duane Washington vs. Alabama State (1/15/86)	13
t7.	Gerald Harris vs. Austin Peay (2/13/89)	13
t7.	James Johnson vs. Armstrong State (12/14/85)	13
t7.	James Johnson vs. Clemson (12/15/84)	13

Season

1.	Duane Washington (1986-87)	255
----	----------------------------	-----

2.	Gerald Harris (1988-89)	207
3.	Duane Washington (1985-86)	197
4.	James Johnson (1985-86)	192
5.	Kevin Kanaskie (2006-07)	185
6.	Tweety Knight (2013-14)	152
7.	Chris Rainey (1987-88)	149
8.	Lewis Mack (1976-77)	144
9.	Gerald Harris (1989-90)	143
10.	Richard Duncan (1998-99)	142

Career

1.	Kevin Kanaskie (2005-09)	485
2.	Gerald Harris (1986-90)	463
3.	Duane Washington (1985-87)	452
4.	Richard Duncan (1996-99)	399
5.	Tim Gaither (1992-96)	342
6.	Chris Rainey (1986-89)	326
7.	James Johnson (1984-86)	313
8.	Pancakes Perry (1979-83)	303
9.	Nigel Johnson (2006-09)	292
10.	Lewis Mack (1975-77)	275

ASSISTS AVERAGE

Season (minimum 10 games)

1.	Duane Washington (1986-87)	8.8
2.	Gerald Harris (1988-89)	6.7
3.	James Johnson (1985-86)	6.0
t4.	Kevin Kanaskie (2006-07)	5.8
t4.	Duane Washington (1985-86)	5.8
6.	Gerald Harris (1989-90)	5.3
7.	Greg Christian (1990-91)	5.2
8.	Lewis Mack (1976-77)	5.0
t9.	Greg Armstrong (1978-79)	4.9
t9.	Lewis Mack (1975-76)	4.9

Career (minimum 30 games)

1.	Duane Washington (1985-87)	7.2
2.	James Johnson (1984-86)	5.0
3.	Lewis Mack (1975-77)	4.9
4.	Gerald Harris (1986-90)	4.6
5.	Richard Duncan (1996-99)	4.4
6.	Greg Armstrong (1977-79)	4.3
7.	Kevin Kanaskie (2005-09)	3.9
8.	Eric Parham (2001-03)	3.8
t9.	Bruce Massey (2011-13)	3.6
t9.	Tweety Knight (2012-14)	3.6

STEALS

Game

1.	Richard Duncan vs. Eastern Kentucky (2/20/99)	12
2.	Roni Bailey vs. Montreat (11/27/96)	9
t3.	Duane Washington vs. Tennessee Tech (1/15/87)	8





- INDIVIDUAL RECORDS -

t3.	Duane Washington vs. Eastern Kentucky (1/19/87)	8
t3.	James Johnson vs. South Carolina (11/29/85)	8
t6.	James Johnson vs. Murray State (2/28/85)	7
t6.	Richard Duncan vs. UT Martin (1/28/99)	7

t9.	Tim Gaither (1992-96)	1.4
t9.	Gerald Harris (1986-90)	1.4
t9.	Kim Cooksey (1984-86)	1.4
t9.	Tommy Gunn (2000-04)	1.4

Season

1.	Duane Washington (1986-87)	93
2.	Richard Duncan (1998-99)	87
3.	James Johnson (1985-86)	73
4.	Tweety Knight (2013-14)	66
5.	James Johnson (1984-85)	63
6.	Fernando Ortiz (1999-00)	60
t7.	Richard Duncan (1997-98)	54
t7.	Bruce Massey (2011-12)	54
t9.	James Washington (2010-11)	52
t9.	Tim Gaither (1993-94)	52

Career

1.	Richard Duncan (1996-99)	190
2.	Tommy Gunn (2000-04)	156
3.	Reggie Upshaw (2013-17)	151
4.	Giddy Potts (2014-18)	148
5.	Tim Gaither (1992-96)	145
6.	Gerald Harris (1986-90)	139
7.	James Johnson (1984-86)	136
8.	Duane Washington (1985-87)	134
9.	Kevin Kanaskie (2005-09)	127
10.	Roni Bailey (1994-97)	112

STEALS AVERAGE

Season

(minimum 10 games)

1.	Duane Washington (1986-87)	3.2
2.	Richard Duncan (1998-99)	2.8
3.	James Johnson (1985-86)	2.3
4.	Fernando Ortiz (1999-00)	2.1
t5.	James Johnson (1984-85)	2.0
t5.	Tim Gaither (1993-94)	2.0
t5.	Tweety Knight (2013-14)	2.0
t8.	Richard Duncan (1997-98)	1.9
t8.	Gerald Harris (1989-90)	1.9
t10.	Aylton Tesch (1997-98)	1.8
t10.	Gerald Harris (1987-88)	1.8

Career

(minimum 30 games)

1.	James Johnson (1984-86)	2.2
t2.	Duane Washington (1985-87)	2.1
t2.	Richard Duncan (1996-99)	2.1
4.	Fernando Ortiz (1999-01)	2
t5.	Aylton Tesch (1995-96,97-98)	1.6
t5.	Tweety Knight (2012-14)	1.6
t7.	James Washington (2009-11)	1.5
t7.	Bruce Massey (2011-13)	1.5
t9.	Cedrick Wallace (1998-00)	1.4

BLOCKS

Game

1.	Alex Weekes vs. WKU (2/26/04)	8
t2.	Warren Kidd vs. Tennessee State (2/17/92)	7
t2.	Warren Kidd vs. Austin Peay (2/22/92)	7
t4.	Shawn Jones vs. South Alabama (2/21/13)	6
t4.	Lee Nosse vs. Southeast Missouri (1/10/00)	6
t4.	Lee Nosse vs. Eastern Kentucky (1/23/99)	6
t4.	Lee Nosse vs. Morehead State (2/18/99)	6
t4.	Lee Nosse vs. Little Rock (1/26/02)	6
t4.	Quincy Vance vs. Morehead State (1/26/90)	6
t4.	Warren Kidd vs. Morehead State (1/25/92)	6
t4.	Warren Kidd vs. South Carolina State (1/30/91)	6
t4.	Warren Kidd vs. Kennesaw State (11/26/90)	6
t4.	Shawn Jones vs. Tulane (2/13/14)	6

Season

1.	Warren Kidd (1990-91)	70
2.	Shawn Jones (2013-14)	63
3.	Warren Kidd (1991-92)	62
4.	Lee Nosse (1998-99)	55
5.	Warren Kidd (1992-93)	53
6.	LaRon Dendy (2011-12)	48
7.	Lee Nosse (2001-02)	45
8.	Shawn Jones (2012-13)	43
9.	Mantia Callender (1997-98)	41
10.	Perrin Buford (2015-16)	40

Career

1.	Warren Kidd (1990-93)	185
2.	Lee Nosse (1997-00, '02)	166
3.	Shawn Jones (2010-14)	158
4.	Reggie Upshaw (2013-17)	110
5.	Chris Ingram (1987-91)	81
6.	Trevor Ottley (2009-11)	79
7.	Theryn Hudson (2005-10)	69
8.	Perrin Buford (2014-16)	62
9.	Kyle Young (2001-07)	59
10.	Tommy Gunn (2000-04)	54

BLOCKS AVERAGE

Season

(minimum 10 games)

t1.	Warren Kidd (1990-91)	2.3
t1.	Warren Kidd (1991-92)	2.3
t3.	Warren Kidd (1992-93)	2.0
t3.	Lee Nosse (1998-99)	2.0
5.	Shawn Jones (2013-14)	1.9



HISTORY/RECORDS

- INDIVIDUAL RECORDS -

6.	Lee Nosse (2001-02)	1.6
7.	Mantia Callender (1997-88)	1.5
t8.	Lee Nosse (1999-00)	1.4
t8.	LaRon Dendy (2011-12)	1.4
10.	Shawn Jones (2012-13)	1.3

Career

(minimum 30 games)

1.	Warren Kidd (1990-93)	2.2
t2.	Lee Nosse (1997-00, '02)	1.4
t2.	LaRon Dendy (2011-12)	1.4
t4.	Trevor Ottley (2009-11)	1.2
t4.	Shawn Jones (2010-14)	1.2
t6.	Jimmy McGill (1985-87)	0.9
t6.	Perrin Buford (2014-16)	0.9
t8.	Mantia Callender (1996-98)	0.8
t8.	Fernando Ortiz (1999-01)	0.8
t8.	Buck Hailey (1980-82)	0.8
t8.	Russell Smith (1983-85)	0.8
t8.	David Washington (1994-96)	0.8
t8.	Reggie Upshaw (2013-17)	0.8

DOUBLES-DOUBLES

Season

1.	George Sorrell (1974-75)	21
2.	Warren Kidd (1990-91)	20
3.	Warren Kidd (1992-93)	19
4.	Kerry Hammonds (1988-89)	18
5.	Ken Riley (1970-71)	16
6.	Jerry Beck (1980-81)	15
t7.	Warren Kidd (1991-92)	14
t7.	Jerry Beck (1981-82)	14
9.	Tim Sisneros (1975-76)	13
t10.	Tim Sisneros (1974-75)	11
t10.	George Sorrell (1974-75)	11
t10.	Dwayne Rainey (1986-87)	11
t10.	JaCorey Williams (2016-17)	11
t10.	Nick King (2017-18)	11

Career

1.	Warren Kidd (1990-93)	53
2.	Jerry Beck (1979-82)	38
t3.	Kerry Hammonds (1984-89)	33
t3.	Tim Sisneros (1972-76)	33
5.	George Sorrell (1973-75)	32
6.	Dwayne Rainey (1985-88)	21
t7.	Reggie Upshaw (2013-17)	19
t7.	Aylton Tesch (1995-98)	19
t9.	Randy Henry (1986-89)	17
t9.	Greg Joyner (1976-79)	17

GAMES PLAYED

Season

t1.	Tyrik Dixon (2016-17)	36
t1.	Xavier Habersham (2016-17)	36
t1.	Antwain Johnson (2016-17)	36
t1.	Giddy Potts (2016-17)	36
t1.	Ed Simpson (2016-17)	36
t1.	Reggie Upshaw (2016-17)	36
t1.	JaCorey Williams (2016-17)	36
t1.	Darnell Harris (2014-15)	36
t1.	Giddy Potts (2014-15)	36
t1.	Jaqawn Raymond (2014-15)	36
t1.	Jacquez Rozier (2014-15)	36
t1.	Marcus Tarrance (2014-15)	36
t1.	Reggie Upshaw (2014-15)	36

Career

1.	Reggie Upshaw (2013-17)	140
2.	Ed Simpson (2014-18)	134
3.	Giddy Potts (2014-18)	133
4.	Shawn Jones (2010-14)	128
5.	Karl Gamble (2015-19)	127
6.	Kevin Kanaskie (2005-09)	124
7.	Desmond Yates (2006-10)	122
t8.	Kerry Hammonds (1984-87, 88-89)	121
t8.	Kerry Hammonds II (2010-14)	121
10.	Kyle Young (2002-07)	119

GAMES STARTED

Season

t1.	Reggie Upshaw (2016-17)	36
t1.	JaCorey Williams (2016-17)	36
t3.	Giddy Potts (2016-17)	35
t3.	Reggie Upshaw (2015-16)	35
t5.	Tyrik Dixon (2016-17)	34
t5.	Andrew Tunstill (1985-86)	34
t5.	LaRon Dendy (2011-12)	34
t5.	Marcos Knight (2011-12)	34
t9.	Kim Cooksey (1985-86)	33
t9.	Randy Henry (1987-88)	33
t9.	Tyrus Baynham (1987-88)	33
t9.	Bruce Massey (2011-12)	33
t9.	JT Sulton (2011-12)	33
t9.	Shawn Jones (2013-14)	33
t9.	Nick King (2017-18)	33
t9.	Giddy Potts (2017-18)	33

Career

1.	Giddy Potts (2014-18)	116
2.	Reggie Upshaw (2013-17)	115
3.	Kevin Kanaskie (2005-09)	105
4.	Tommy Gunn (2000-04)	96





- INDIVIDUAL RECORDS -

5.	Tim Gaither (1992-96)	92	7.	David Washington (1994-97)	31.9
t6.	Quincy Vance (1988-92)	90	8.	Mike Dean (2003-05)	31.8
t6.	Kyle Young (2002-07)	90	t9.	Michael Cuffee (2003-05)	31.6
t8.	Randy Henry (1985-89)	89	t9.	Nod Carter (1995-97)	31.6
t8.	Kerry Hammonds (1984-87, 88-89)	89			
10.	Richard Duncan (1996-99)	87			

MINUTES PLAYED

Season

1.	Kevin Kanaskie (2006-07)	1,184
2.	Jerry Beck (1981-82)	1,157
3.	Reggie Upshaw (2016-17)	1,151
4.	Kevin Kanaskie (2005-09)	1,141
5.	Tyrus Baynham (1987-88)	1,142
t6.	Kim Cooksey (1985-86)	1,135
t6.	Kevin Kanaskie (2007-08)	1,135
8.	Antonio Green (2018-19)	1,131
9.	Chris Rainey (1987-88)	1,129
10.	Kim Cooksey (1984-85)	1,122

Career

1.	Kevin Kanaskie (2005-09)	4,078
2.	Reggie Upshaw (2013-17)	3,965
3.	Giddy Potts (2014-18)	3,610
4.	Desmond Yates (2006-10)	3,517
5.	Kerry Hammonds (1984-87, 88-89)	3,453
6.	Tommy Gunn (2000-04)	3,361
7.	Tim Gaither (1992-96)	3,020
8.	Robert Taylor (1989-93)	2,941
9.	Lee Nosse (1997-02)	2,900
10.	Desmond Yates (2006-2010)	2,776

MINUTES PLAYED PER GAME

Season

1.	Jerry Beck (1981-82)	38.6
2.	Jerry Beck (1980-81)	37.7
3.	Kevin Kanaskie (2006-07)	37.0
4.	Kim Cooksey (1984-85)	36.2
5.	Warren Kidd (1992-93)	36.1
6.	Kevin Kanaskie (2007-08)	35.5
t7.	Robert Taylor (1992-93)	35.3
t7.	Antonio Green (2018-19)	35.3
9.	Chris Rainey (1988-89)	35.2
10.	LaRae Davis (1982-83)	35.1

Career

t1.	Kim Cooksey (1984-86)	35.3
t1.	Antonio Green (2018-19)	35.3
3.	Rick Campbell (1980-82)	34.1
4.	LaRae Davis (1982-84)	33.7
5.	Kevin Kanaskie (2005-09)	32.9
6.	Andrew Tunstill (1985-87)	32.3



HISTORY/RECORDS

- 1,000-POINT SCORERS -

1. DESMOND "BOOGIE" YATES - 1,775 CAREER POINTS

Year	G-GS	FGM-FGA	FG%	3FGM-3FGA	3FG%	FTM-FTA	FT%	Reb/Avg.	A/B/S	Points/Avg.
06-07	32-18	141-263	.536	19-51	.373	48-67	.716	110/3.4	6/14/11	349/10.9
07-08	32-31	200-348	.575	20-39	.513	91-113	.805	141/4.4	30/18/20	511/16.0
08-09	32-32	228-394	.579	20-60	.333	74-94	.787	145/4.5	8/13/20	550/17.2
09-10	26-26	145-286	.507	31-71	.437	44-54	.815	103/4.0	12/6/11	365/14.0
Career	122-107	714-1291	.553	90-221	.407	257-328	.784	499/4.1	56/51/62	1775/14.5

2. NATHANIAL "GIDDY" POTTS - 1,645 CAREER POINTS

Year	G-GS	FGM-FGA	FG%	3FGM-3FGA	3FG%	FTM-FTA	FT%	Reb/Avg.	A/B/S	Points/Avg.
14-15	36-21	80-213	.376	46-122	.377	31-41	.756	98/2.7	31/4/26	237/6.6
15-16	28-27	139-282	.493	79-156	.506	61-80	.763	150/5.4	36/10/30	418/14.9
16-17	36-35	196-407	.482	76-198	.384	84-104	.808	192/5.3	72/8/47	552/15.3
17-18	33-33	142-343	.414	85-210	.405	69-80	.863	141/4.3	63/8/45	438/13.3
Career	133-116	557-1245	.447	286-686	.417	245-305	.803	581/4.4	202/30/148	1645/12.4

3. ROBERT TAYLOR - 1,622 CAREER POINTS

Year	G-GS	FGM-FGA	FG%	3FGM-3FGA	3FG%	FTM-FTA	FT%	Reb/Avg.	A/B/S	Points/Avg.
89-90	26-26	108-271	.399	33-99	.333	84-106	.792	84/3.2	41/4/8	333/12.8
90-91	29-22	141-368	.383	77-209	.368	86-112	.768	176/6.6	58/4/11	445/15.3
91-92	27-26	134-356	.376	51-160	.319	126-152	.829	93/3.4	55/4/16	445/16.5
92-93	18-18	132-313	.422	61-151	.404	74-90	.822	56/3.1	24/1/12	399/22.2
Career	100-82	515-1308	.394	222-619	.359	370-460	.804	310/3.1	178/13/47	1622/16.2

4. KERRY HAMMONDS - 1,616 CAREER POINTS

Year	G-GS	FGM-FGA	FG%	3FGM-3FGA	3FG%	FTM-FTA	FT%	Reb/Avg.	A/B/S	Points/Avg.
84-85	31-29	169-424	.399	---	---	90-134	.672	247/8.0	10/12/14	428/13.8
85-86	32-30	158-314	.503	---	---	95-135	.704	244/7.6	22/3/20	411/12.8
86-87	27-4	88-197	.444	0-0	.000	66-89	.742	145/5.4	17/7/15	242/9.0
88-89	31-26	216-449	.481	2-5	.400	101-140	.721	319/10.3	55/9/22	535/17.3
Career	121-89	631-1384	.456	2-5	.400	352-498	.707	955/7.9	104/31/71	1616/13.4

5. REGGIE UPSHAW - 1,571 CAREER POINTS

Year	G-GS	FGM-FGA	FG%	3FGM-3FGA	3FG%	FTM-FTA	FT%	Reb/Avg.	A/B/S	Points/Avg.
13-14	33-20	83-181	.459	12-42	.286	32-62	.516	116/3.5	39/15/25	210/6.4
14-15	36-24	131-298	.440	15-52	.288	81-125	.648	251/7.0	57/35/35	358/9.9
15-16	35-35	185-372	.497	27-71	.380	83-168	.494	298/8.5	76/29/51	480/13.7
16-17	36-36	199-379	.525	33-104	.317	92-127	.724	245/6.8	85/31/40	523/14.5
Career	140-115	598-1230	.486	87-269	.323	288-482	.598	910/6.5	257/110/151	1571/11.2



Desmond "Boogie" Yates being presented his all-time scoring leader commemorative basketball by former record holder Robert "Cat-Eye" Taylor

- 1,000-POINT SCORERS -

6. TOMMY GUNN - 1,528 CAREER POINTS

Year	G-GS	FGM-FGA	FG%	3FGM-3FGA	3FG%	FTM-FTA	FT%	Reb/Avg.	A/B/S	Points/Avg.
00-01	27-13	84-188	.447	26-68	.382	55-69	.797	82/3.0	47/7/30	249/9.2
01-02	27-26	118-264	.447	44-115	.383	58-89	.652	107/4.0	50/12/43	338/12.5
02-03	30-29	165-331	.498	59-138	.428	88-107	.822	124/4.1	68/17/38	477/15.9
03-04	29-28	151-317	.476	56-148	.378	106-130	.815	151/5.2	61/18/45	464/16.0
Career	113-96	518-1100	.471	185-469	.394	307-395	.777	464/4.1	226/54/156	1528/13.5

7. WILLIE BROWN - 1,524 CAREER POINTS

Year	G-GS	FGM-FGA	FG%	3FGM-3FGA	3FG%	FTM-FTA	FT%	Reb/Avg.	A/B/S	Points/Avg.
66-67	25-x	151-390	.367	---	---	61-95	.642	162/6.5	-/-	363/14.5
67-68	24-x	229-543	.422	---	---	98-135	.726	170/7.1	-/-	556/23.2
68-69	26-x	239-603	.396	---	---	127-179	.709	226/8.7	-/-	605/23.3
Career	75-x	619-1536	.403	---	---	286-409	.699	558/7.4	-/-	1524/20.3

8. RANDY HENRY - 1,484 CAREER POINTS

Year	G-GS	FGM-FGA	FG%	3FGM-3FGA	3FG%	FTM-FTA	FT%	Reb/Avg.	A/B/S	Points/Avg.
85-86	15-1	13-21	.619	---	---	4-7	.571	12/0.8	4/1/4	30/2.0
86-87	28-25	164-290	.566	0-0	1.000	51-63	.810	173/6.2	16/6/8	379/13.5
87-88	34-33	197-376	.524	1-1	1.000	76-102	.745	280/8.2	47/11/18	471/13.9
88-89	31-30	267-487	.548	5-15	.333	65-83	.783	217/7.0	52/12/28	604/19.5
Career	108-89	641-1174	.546	6-16	.375	196-255	.769	682/6.3	119/30/58	1484/13.7

9. KEN TRICKEY - 1,456 CAREER POINTS


Year	G-GS	FGM-FGA	FG%	3FGM-3FGA	3FG%	FTM-FTA	FT%	Reb/Avg.	A/B/S	Points/Avg.
51-52									-/-	
52-53									-/-	
53-54									-/-	
54-55									-/-	
Career	110-x	521-1776	.293	---	---	414-673	.615	432/3.9	-/-	1456/13.2

10. TIM SISNEROS - 1,426 CAREER POINTS

Year	G-GS	FGM-FGA	FG%	3FGM-3FGA	3FG%	FTM-FTA	FT%	Reb/Avg.	A/B/S	Points/Avg.
72-73	23-x	66-139	.475	---	---	37-57	.649	133/5.8	8/-	169/7.3
73-74	25-x	123-229	.537	---	---	58-98	.592	213/8.5	23/-	304/12.2
74-75	28-x	138-286	.483	---	---	59-90	.656	224/8.0	37/-	335/12.0
75-76	28-x	257-451	.570	---	---	104-149	.698	276/9.9	25/-	618/22.1
Career	104-x	584-1105	.529	---	---	258-394	.655	846/8.1	93/-	1426/13.7



#20 GIDDY POTTS



#44 KERRY HAMMONDS



#30 REGGIE UPSHAW

- 1,000-POINT SCORERS -

10. CHRIS RAINEY - 1,426 CAREER POINTS

Year	G-GS	FGM-FGA	FG%	3FGM-3FGA	3FG%	FTM-FTA	FT%	Reb/Avg.	A/B/S	Points/Avg.
86-87	29-5	109-212	.514	32-64	.500	31-41	.756	53/1.8	36/3/22	281/9.7
87-88	34-30	189-388	.487	83-179	.464	104-132	.788	125/3.7	149/3/24	565/16.6
88-89	31-30	202-414	.488	65-139	.468	111-136	.816	128/4.1	141/1/30	580/18.7
Career	94-65	500-1014	.493	180-382	.471	246-309	.796	306/3.2	326/7/76	1426/15.2

12. GREG JOYNER - 1,424 CAREER POINTS

Year	G-GS	FGM-FGA	FG%	3FGM-3FGA	3FG%	FTM-FTA	FT%	Reb/Avg.	A/B/S	Points/Avg.
76-77	29-x	187-329	.568	---	---	76-98	.776	237/8.2	71/-/-	450/15.5
77-78	26-x	183-327	.560	---	---	64-85	.753	173/6.7	57/-/-	430/16.5
78-79	26-x	223-425	.525	---	---	98-123	.797	222/8.5	122/-/-	544/20.9
Career	81-x	593-1081	.549	---	---	238-306	.778	632/7.8	250/-/-	1424/17.6

13. CLAUDE "SLEEPY" TAYLOR - 1,421 CAREER POINTS

Year	G-GS	FGM-FGA	FG%	3FGM-3FGA	3FG%	FTM-FTA	FT%	Reb/Avg.	A/B/S	Points/Avg.
74-75	28-x	171-396	.432	---	---	99-122	.811	198/7.1	71/-/-	441/15.8
75-76	20-x	98-205	.478	---	---	36-46	.783	102/5.1	43/-/-	232/11.6
76-77	23-x	96-221	.434	---	---	87-114	.763	120/5.2	50/-/-	279/12.1
77-78	26-x	168-324	.519	---	---	133-165	.806	125/4.8	42/-/-	469/18.0
Career	97-x	533-1146	.465	---	---	355-447	.794	545/5.6	206/-/-	1421/14.6

14. JERRY BECK - 1,401 CAREER POINTS

Year	G-GS	FGM-FGA	FG%	3FGM-3FGA	3FG%	FTM-FTA	FT%	Reb/Avg.	A/B/S	Points/Avg.
78-79	1-x	2-4	.500	---	---	0-0	.000	3/3.0	0/-/-	4/4.0
79-80	26-x	157-283	.554	---	---	91-115	.791	234/9.0	20/-/-	405/15.5
80-81	27-27	174-289	.602	---	---	119-153	.778	265/9.8	22/8/11	467/17.3
81-82	30-30	180-290	.620	---	---	165-225	.733	280/9.3	30/6/25	525/17.5
Career	84-57	513-866	.592	---	---	375-493	.761	779/9.3	72/14/36	1401/16.7

15. TIM GAITHER - 1,318 CAREER POINTS

Year	G-GS	FGM-FGA	FG%	3FGM-3FGA	3FG%	FTM-FTA	FT%	Reb/Avg.	A/B/S	Points/Avg.
92-93	25-17	72-184	.391	7-25	.280	51-74	.689	82/3.3	64/0/22	202/8.1
93-94	26-24	129-290	.445	15-47	.319	91-113	.805	122/4.7	84/1/52	364/14.0
94-95	26-26	120-325	.369	33-102	.324	96-116	.828	118/4.5	112/0/39	369/14.2
95-96	27-25	122-282	.433	46-125	.368	93-126	.738	118/4.4	78/2/32	383/14.2
Career	104-92	443-1081	.410	101-299	.338	331-429	.772	440/4.2	342/3/145	1318/12.7



#44 JERRY BECK



#5 KEVIN KANASKIE



#12 SHAWN JONES



- 1,000-POINT SCORERS -

16. KEVIN KANASKIE - 1,251 CAREER POINTS

Year	G-GS	FGM-FGA	FG%	3FGM-3FGA	3FG%	FTM-FTA	FT%	Reb/Avg.	A/B/S	Points/Avg.
05-06	28-11	27-84	.321	17-52	.327	39-45	.867	64/2.3	74/0/26	110/3.9
06-07	32-32	114-308	.370	67-186	.360	95-123	.772	120/3.8	185/4/31	390/12.2
07-08	32-30	98-260	.377	61-163	.374	116-146	.795	129/4.0	106/0/39	373/11.7
08-09	32-32	108-292	.370	62-191	.325	100-117	.855	138/4.3	120/1/31	378/11.8
Career	124-105	347-944	.368	207-592	.350	350-431	.812	451/3.6	485/5/127	1251/10.1

17. BOB BURDEN - 1,242 CAREER POINTS

Year	G-GS	FGM-FGA	FG%	3FGM-3FGA	3FG%	FTM-FTA	FT%	Reb/Avg.	A/B/S	Points/Avg.
58-59	26-x	153-372	.411	---	---	111-162	.679	228/8.8	-/-	417/16.0
59-60	22-x	143-373	.383	---	---	148-203	.729	225/10.2	-/-	434/19.7
60-61	23-x	128-341	.375	---	---	135-197	.685	220/9.6	-/-	391/17.0
Career	71-x	424-1086	.390	---	---	394-562	.701	673/9.5	-/-	1242/17.5

18. JOHN PRICE - 1,215 CAREER POINTS

Year	G-GS	FGM-FGA	FG%	3FGM-3FGA	3FG%	FTM-FTA	FT%	Reb/Avg.	A/B/S	Points/Avg.
52-53	16-x	32-82	.390	---	---	31-55	.564	141/8.8	-/-	95/5.9
53-54	26-x	160-294	.544	---	---	157-240	.654	189/7.2	-/-	477/18.3
56-57	25-x	112-241	.465	---	---	157-230	.683	160/6.4	-/-	381/15.2
58-59	24-x	83-158	.525	---	---	96-145	.662	144/5.8	-/-	262/10.9
Career	91-x	387-775	.499	---	---	441-670	.658	634/7.0	-/-	1215/13.4

19. WARREN KIDD - 1,165 CAREER POINTS

Year	G-GS	FGM-FGA	FG%	3FGM-3FGA	3FG%	FTM-FTA	FT%	Reb/Avg.	A/B/S	Points/Avg.
90-91	30-30	173-247	.700	0-0	.000	55-103	.534	370/12.3	26/7/0/8	401/13.4
91-92	27-27	156-235	.664	0-0	.000	62-106	.585	292/10.8	37/62/15	374/13.9
92-93	26-26	167-265	.630	0-0	.000	56-98	.571	386/14.8	38/53/34	390/15.0
Career	83-83	496-747	.664	0-0	.000	173-307	.564	1048/12.6	101/185/57	1165/14.0

20. KIM COOKSEY - 1,160 CAREER POINTS

Year	G-GS	FGM-FGA	FG%	3FGM-3FGA	3FG%	FTM-FTA	FT%	Reb/Avg.	A/B/S	Points/Avg.
84-85	31-31	228-486	.469	---	---	81-112	.723	148/4.8	73/1/39	537/17.3
85-86	33-33	278-589	.472	---	---	67-96	.698	133/4.0	95/5/48	623/18.9
Career	64-64	506-1075	.471	---	---	148-208	.712	281/4.4	168/6/87	1160/18.1

21. HARRY GUPTON - 1,154 CAREER POINTS

Year	G-GS	FGM-FGA	FG%	3FGM-3FGA	3FG%	FTM-FTA	FT%	Reb/Avg.	A/B/S	Points/Avg.
48-49				---	---				-/-	
49-50				---	---				-/-	
50-51				---	---				-/-	
51-52				---	---				-/-	
Career	104-x	476-		---	---	202-323	.625		-/-	1154/11.1

22. TYRUS BAYNHAM - 1,125 CAREER POINTS

Year	G-GS	FGM-FGA	FG%	3FGM-3FGA	3FG%	FTM-FTA	FT%	Reb/Avg.	A/B/S	Points/Avg.
85-86	32-19	163-308	.529	---	---	27-44	.614	98/3.1	29/7/14	353/11.0
86-87	29-24	127-275	.462	4-8	.500	44-60	.733	111/3.8	60/11/16	302/10.4
87-88	34-33	196-407	.482	8-30	.267	70-100	.700	142/4.2	93/12/20	470/13.8
Career	95-76	486-990	.491	12-38	.316	141-204	.691	351/3.7	182/30/50	1125/11.8

23. SHAWN JONES - 1,120 CAREER POINTS

Year	G-GS	FGM-FGA	FG%	3FGM-3FGA	3FG%	FTM-FTA	FT%	Reb/Avg.	A/B/S	Points/Avg.
10-11	32-2	52-103	.505	0-0	.000	26-38	.684	75/2.3	8/20/10	130/4.1
11-12	32-1	98-178	.551	0-1	.000	38-65	.585	104/3.3	7/37/14	234/7.3
12-13	34-26	114-229	.498	0-0	.000	61-96	.635	182/5.4	14/43/11	289/8.5
13-14	33-33	183-317	.577	0-1	.000	101-147	.687	279/8.5	20/63/30	467/14.2
Career	131-62	447-827	.541	0-2	.000	226-346	.653	640/4.9	49/163/65	1120/8.5



- 1,000-POINT SCORERS -

24. FRED ALLEN - 1,108 CAREER POINTS

Year	G-GS	FGM-FGA	FG%	3FGM-3FGA	3FG%	FTM-FTA	FT%	Reb/Avg.	A/B/S	Points/Avg.
73-74	26-x	174-422	.412	---	---	82-111	.739	64/2.5	63/-/-	430/16.5
74-75	27-x	116-253	.458	---	---	59-81	.728	80/3.0	62/-/-	291/10.8
75-76	28-x	149-339	.440	---	---	89-108	.824	77/2.8	78/-/-	387/13.8
Career	81-x	439-1014	.433	---	---	230-300	.767	221/2.7	203/-/-	1108/13.7

25. DOUG SHRADER - 1,094 CAREER POINTS

Year	G-GS	FGM-FGA	FG%	3FGM-3FGA	3FG%	FTM-FTA	FT%	Reb/Avg.	A/B/S	Points/Avg.
52-53	12-	23-82	.280	---	---	24-39	.615	36/3.0	-/-/-	66/5.5
53-54	24-x	48-138	.348	---	---	33-62	.532	72/3.0	-/-/-	129/5.4
54-55	27-x	198-482	.411	---	---	124-185	.670	205/7.6	-/-/-	524/19.4
55-56	21-x	139-351	.396	---	---	97-144	.674	146/7.0	-/-/-	375/17.9
Career	84-x	408-1053	.387	---	---	278-430	.647	459/5.5	-/-/-	1094/13.0

26. CHRIS HARRIS - 1,070 CAREER POINTS

Year	G-GS	FGM-FGA	FG%	3FGM-3FGA	3FG%	FTM-FTA	FT%	Reb/Avg.	A/B/S	Points/Avg.
78-79	27-x	121-224	.540	---	---	78-131	.595	176/6.5	15/-/-	320/11.9
79-80	26-x	126-245	.514	---	---	58-96	.604	189/7.2	17/-/-	310/11.9
80-81	27-24	84-150	.560	---	---	44-79	.557	151/5.6	8/6/23	212/7.9
81-82	30-30	86-174	.494	---	---	56-94	.596	191/6.4	27/5/20	228/7.6
Career	110-x	417-793	.526	---	---	236-400	.590	707/6.4	67/11/43	1070/9.7

27. LEE NOSSE - 1,056 CAREER POINTS

Year	G-GS	FGM-FGA	FG%	3FGM-3FGA	3FG%	FTM-FTA	FT%	Reb/Avg.	A/B/S	Points/Avg.
97-98	28-1	29-65	.446	5-12	.417	19-25	.760	67/2.4	8/19/7	82/2.9
98-99	28-27	101-203	.298	13-37	.351	77-103	.748	150/5.4	39/55/23	292/10.4
99-00	28-23	95-199	.477	6-22	.273	83-93	.892	122/4.4	40/38/31	279/10.0
00-01	4-4	14-23	.609	1-5	.200	8-11	.727	14/3.5	4/9/3	37/9.3
01-02	29-29	135-254	.531	25-65	.385	71-83	.855	218/7.5	45/45/25	366/12.6
Career	117-84	374-744	.503	50-141	.355	258-315	.819	571/4.9	136/166/89	1056/9.0

28. KEN RILEY - 1,043 CAREER POINTS

Year	G-GS	FGM-FGA	FG%	3FGM-3FGA	3FG%	FTM-FTA	FT%	Reb/Avg.	A/B/S	Points/Avg.
67-68	24-x	131-280	.468	---	---	63-140	.450	338/14.1	-/-/-	325/13.5
69-70	26-x	128-261	.490	---	---	60-126	.476	289/11.2	-/-/-	316/12.2
70-71	26-x	165-334	.494	---	---	72-144	.500	297/11.4	35/-/-	402/15.5
Career	76-x	424-875	.485	---	---	195-410	.476	924/12.2	35/-/-	1043/13.7

29. RENDER CARDEN - 1,034 CAREER POINTS

Year	G-GS	FGM-FGA	FG%	3FGM-3FGA	3FG%	FTM-FTA	FT%	Reb/Avg.	A/B/S	Points/Avg.
53-54	25-x	55-151	.364	---	---	39-56	.696	118/4.7	-/-/-	149/5.9
54-55	26-x	198-415	.477	---	---	148-191	.775	323/12.4	-/-/-	544/20.9
55-56	21-x	124-321	.386	---	---	93-135	.689	243/11.6	-/-/-	341/16.2
Career	72-x	377-887	.425	---	---	280-382	.733	684/9.5	-/-/-	1034/14.4

30. LEROY COLEMAN - 1,032 CAREER POINTS

Year	G-GS	FGM-FGA	FG%	3FGM-3FGA	3FG%	FTM-FTA	FT%	Reb/Avg.	A/B/S	Points/Avg.
76-77	29-x	64-124	.516	---	---	23-40	.575	92/3.2	14/-/-	151/5.2
77-78	25-x	53-105	.505	---	---	18-31	.581	68/2.7	14/-/-	124/5.0
78-79	27-x	160-324	.494	---	---	60-81	.741	167/6.2	52/-/-	380/14.1
79-80	26-x	165-345	.478	---	---	47-63	.746	110/4.2	51/-/-	377/14.5
Career	107-x	442-898	.492	---	---	148-215	.688	437/4.1	131/-/-	1032/9.6





- 1,000-POINT SCORERS -

31. JT SULTON - 1,019 CAREER POINTS

Year	G-GS	FGM-FGA	FG%	3FGM-3FGA	3FG%	FTM-FTA	FT%	Reb/Avg.	A/B/S	Points/Avg.
09-10	33-12	61-123	.496	0-4	.000	37-56	.661	128/3.9	3/6/15	159/4.8
10-11	32-28	111-234	.474	8-17	.471	69-95	.726	161/5.0	16/17/29	299/9.3
11-12	34-33	129-242	.533	0-7	.000	92-124	.742	178/5.2	24/21/25	350/10.3
12-13	34-22	74-159	.465	0-2	.000	63-88	.716	134/3.9	14/21/19	211/6.2
Career	133-95	375-758	.495	8-30	.267	261-363	.719	601/4.5	57/65/88	1019/7.7

32. RONI BAILEY - 1,016 CAREER POINTS

Year	G-GS	FGM-FGA	FG%	3FGM-3FGA	3FG%	FTM-FTA	FT%	Reb/Avg.	A/B/S	Points/Avg.
94-95	27-23	111-268	.414	13-43	.302	46-67	.687	165/6.1	80/1/37	281/10.4
95-96	27-21	119-248	.480	8-25	.320	34-51	.667	142/5.3	52/1/26	280/10.4
96-97	31-31	177-358	.494	34-99	.343	67-91	.736	189/6.1	84/3/49	455/14.7
Career	85-75	407-874	.466	55-167	.329	147-209	.703	496/5.8	216/5/112	1016/12.0

33. CHARLES HARMENING - 1,006 CAREER POINTS

Year	G-GS	FGM-FGA	FG%	3FGM-3FGA	3FG%	FTM-FTA	FT%	Reb/Avg.	A/B/S	Points/Avg.
46-47				---	---				-/-	
47-48				---	---				-/-	
48-49				---	---				-/-	
49-50				---	---				-/-	
Career				---	---				-/-	1006/-



- TEAM RECORDS -

POINTS

Game

1.	vs. Tennessee Wesleyan (12/8/88)	143
2.	vs. Alabama State (1/15/86)	132
t3.	vs. Cumberland (12/2/87)	127
t3.	vs. Sue Bennett (12/29/96)	127
5.	vs. Freed-Hardeman (1/2/86)	118

Season

1.	1988-89 (31 games)	2,810
2.	1985-86 (34 games)	2,788
3.	1997-98 (34 games)	2,763
4.	2016-17 (36 games)	2,697
5.	2015-16 (35 games)	2,539

POINTS - BOTH TEAMS

Game

1.	East Tennessee 123, MT 106 (2/22/60)	229
2.	MT 132, Alabama State 101 (1/15/86)	223
3.	MT 125, Austin Peay 95 (1/23/65)	220
4.	MT 111, Austin Peay 105 (2/23/89)	216
5.	Three Times	212

SCORING AVERAGE

Season

1.	1988-89 (31 games)	90.6
2.	1973-74 (26 games)	86.1
3.	1986-87 (29 games)	85.8
4.	1974-75 (28 games)	85.6
5.	1968-69 (26 games)	84.6

REBOUNDS

Game

1.	vs. Austin Peay (1/23/65)	85
2.	vs. Mississippi Valley State (12/7/91)	70
3.	vs. Belmont (12/7/85)	69
4.	vs. Culver Stockton (1/2/78)	65
5.	vs. Morehead State (1/6/79)	64

Season

1.	1968-69 (26 games)	1,685
2.	1974-75 (28 games)	1,389
3.	1969-70 (26 games)	1,361
4.	1985-86 (34 games)	1,357
5.	1964-65 (24 games)	1,351

REBOUNDING AVERAGE

Season

1.	1968-69 (26 games)	64.8
2.	1957-58 (21 games)	58.8

3.	1964-65 (24 games)	56.3
4.	1967-68 (24 games)	54.0
t5.	1955-56 (21 games)	52.3
t5.	1969-70 (26 games)	52.3

FIELD GOALS MADE

Game

1.	vs. Tennessee Wesleyan (12/8/88)	58
t2.	vs. Freed-Hardeman (1/2/86)	51
t2.	vs. St. Bernard (12/1/73)	51
t2.	vs. Cumberland (12/2/87)	51
t5.	vs. Alabama State (1/15/86)	50
t5.	vs. Tennessee Tech (2/2/87)	50

Season

1.	1985-86 (34 games)	1,160
2.	1988-89 (31 games)	1,086
3.	1987-88 (34 games)	1,048
4.	2016-17 (36 games)	1,014
5.	1986-87 (29 games)	986

FIELD GOALS ATTEMPTED

Game

1.	vs. Tennessee Wesleyan (12/8/88)	93
2.	vs. Alabama State (1/15/86)	89
t3.	vs. Cumberland (12/2/87)	88
t3.	vs. Charlotte (12/18/87)	87
5.	vs. Southern (1/6/894)	85

Season

1.	1985-86 (34 games)	2,284
2.	1988-89 (31 games)	2,216
3.	1968-69 (26 games)	2,180
4.	1987-88 (34 games)	2,162
5.	1974-75 (28 games)	2,095

FIELD GOAL PERCENTAGE

Game

	(minimum 30 made)	
1.	at UCLA (11/15/11)	.714 (35-49)
2.	at Tennessee Tech (1/8/81)	.689 (31-45)
3.	at Austin Peay (1/12/87)	.684 (39-57)
4.	at Oral Roberts (11/27/95)	.673 (33-49)
5.	vs. UT Martin (2/26/00)	.660 (35-53)

Season

1.	1977-78	.511 (739-1,445)
2.	1985-86	.508 (1,160-2,284)
3.	1978-79	.499 (782-1,566)
4.	1980-81	.499 (737-1,477)
5.	1986-87	.497 (986-1,985)





- TEAM RECORDS -

3-POINT FIELD GOALS MADE

Game

1.	at Southern Miss (2/13/16)	16
t2.	vs. Eastern Kentucky (2/3/00)	15
t2.	vs. Houston Baptist (2/13/10)	15
t2.	vs. Rice (2/8/18)	15
t5.	vs. UT Martin (1/31/98)	14
t5.	vs. Minnesota (12/3/93)	14
t5.	vs. Belmont (2/1/99)	14

Season

1.	2015-16 (35 games)	279
2.	1996-97 (31 games)	261
3.	2014-15 (36 games)	242
4.	2017-18 (33 games)	241
5.	2016-17 (36 games)	228

3-POINT FIELD GOALS ATTEMPTED

Game

t1.	vs. Southeast Missouri (1/18/97)	33
t1.	vs. Central Florida (12/12/00)	33
t1.	vs. Houston Baptist (2/13/10)	33
t4.	vs. FIU (1/5/02)	32
t4.	vs. North Carolina (2/1/97)	32
t4.	vs. Belmont (2/1/99)	32
t4.	vs. Rice (2/8/18)	32

Season

1.	2015-16 (35 games)	716
2.	1996-97 (31 games)	682
3.	2014-15 (36 games)	675
4.	2018-19 (32 games)	651
5.	2017-18 (33 games)	648

3-POINT FIELD GOAL PERCENTAGE

Game

		(minimum 10 made)
1.	at UCLA (11/15/11)	.909 (10-11)
2.	vs. Trevecca (11/14/08)	.667 (12-18)
t3.	vs. UT Martin (2/26/00)	.647 (11-17)
t3.	vs. Arkansas State (1/24/02)	.647 (11-17)
5.	at Southern Miss (2/13/16)	.593 (16-27)

Season

1.	1986-87 (29 games)	.438 (53-121)
2.	1988-89 (31 games)	.413 (142-344)
3.	1987-88 (34 games)	.408 (133-326)
4.	2015-16 (35 games)	.390 (279-716)
5.	2001-02 (29 games)	.383 (261-682)

FREE THROWS MADE

Game

1.	vs. Eastern Kentucky (2/18/57)	44
2.	vs. Louisiana (1/8/11)	41
3.	vs. Tennessee State (12/5/04)	35
t4.	vs. Akron (1/11/88)	34
t4.	vs. Chattanooga (12/14/96)	34

Season

1.	2010-11 (32 games)	584
2.	1956-57 (25 games)	584
3.	1959-60 (23 games)	580
4.	1987-88 (34 games)	534
5.	2011-12 (34 games)	532

FREE THROWS ATTEMPTED

Game

1.	vs. Eastern Kentucky (2/18/57)	63
2.	vs. Louisiana (1/8/11)	49
t3.	vs. Akron (1/11/88)	44
t3.	vs. Austin Peay (1/28/83)	44
t3.	vs. Austin Peay (3/6/87)	44
t3.	vs. Arkansas State (1/15/04)	44
t3.	vs. Tennessee State (12/5/04)	44

Season

1.	1956-57 (25 games)	881
2.	2011-12 (34 games)	838
3.	2010-11 (32 games)	823
4.	1959-60 (23 games)	796
5.	2012-13 (34 games)	760

FREE THROW PERCENTAGE

Game

		(minimum 15 made)
1.	vs. Florida Atlantic (3/7/15)	1.000 (18-18)
2.	vs. Kennesaw State (12/16/88)	1.000 (16-16)
3.	vs. Murray State (11/18/14)	.960 (24-25)
t4.	vs. Murray State (11/13/17)	.955 (21-22)
t4.	vs. LA Tech (2/17/18)	.955 (21-22)

Season

1.	1988-89 (31 games)	.760 (496-653)
2.	2017-18 (33 games)	.742 (434-585)
3.	1986-87 (29 games)	.740 (462-624)
4.	1976-77 (29 games)	.734 (475-647)
5.	1999-00 (28 games)	.733 (458-625)

ASSISTS

Game

1.	vs. Tennessee Wesleyan (12/8/88)	37
2.	vs. Freed-Hardeman (1/2/86)	36



- TEAM RECORDS -

t3.	vs. Alabama State (1/15/86)	34
t3.	vs. Urbana (12/19/84)	34
t5.	vs. Tennessee Tech (2/2/87)	32
t5.	vs. Trevecca (11/14/08)	32

Season

1.	1985-86 (34 games)	673
2.	2016-17 (36 games)	553
3.	1988-89 (31 games)	533
4.	1986-87 (29 games)	531
5.	1987-88 (34 games)	527

ASSISTS AVERAGE

Season

1.	1985-86 (34 games)	19.8
2.	1986-87 (29 games)	18.3
3.	1999-00 (28 games)	17.3
4.	1988-89 (31 games)	17.2
5.	1996-97 (31 games)	16.7

STEALS

Game

1.	vs. at Tennessee (12/10/99)	22
t2.	vs. North Texas (1/6/01)	19
t2.	vs. UAB (12/22/98)	19
t2.	vs. Sue Bennett (12/29/96)	19
t5.	vs. Southeast Missouri (1/18/97)	18
t5.	vs. Freed-Hardeman (1/2/86)	18
t5.	vs. Bryan College (11/17/01)	18
t5.	vs. Montreat (11/27/96)	18

Season

1.	1998-99 (31 games)	294
2.	1985-86 (34 games)	287
3.	1999-00 (28 games)	278
4.	2010-11 (32 games)	277
5.	2016-17 (36 games)	242

STEALS AVERAGE

Season

1.	1999-00 (28 games)	9.9
2.	1998-99 (31 games)	9.5
t3.	2010-11 (32 games)	8.7
t3.	1994-95 (27 games)	8.7
t5.	1985-86 (34 games)	8.4
t5.	1993-94 (27 games)	8.4

BLOCKS

Game

t1.	vs. Kennesaw State (11/26/90)	12
t1.	vs. WKU (2/26/04)	12

t3.	vs. Morehead State (1/25/92)	9
t3.	vs. Little Rock (1/26/02)	9
t3.	vs. Tennessee State (1/28/91)	9
t3.	vs. IUPUI (11/21/01)	9
t3.	vs. Mississippi Valley State (11/23/90)	9
t3.	vs. South Carolina State (11/29/90)	9
t3.	vs. Cumberland (12/2/87)	9
t3.	vs. Tennessee Wesleyan (12/2/04)	9
t3.	vs. Belmont (12/13/11)	9

Season

1.	2011-12 (34 games)	150
2.	1990-91 (30 games)	143
3.	2012-13 (34 games)	128
4.	2015-16 (35 games)	123
5.	2010-11 (32 games)	114

BLOCKS AVERAGE

Season

1.	1990-91 (30 games)	4.8
2.	2011-12 (34 games)	4.4
3.	1991-92 (27 games)	3.9
4.	2012-13 (34 games)	3.7
t5.	2010-11 (32 games)	3.6
t5.	1999-00 (28 games)	3.6

MOST TURNOVERS

Game

1.	vs. Cincinnati (1/6/92)	33
2.	vs. Tennessee Tech (2/12/00)	30
3.	vs. IPFW (1/31/02)	28
t4.	vs. South Alabama (12/20/91)	27
t4.	vs. Georgia Southern (12/20/90)	27

Season

1.	1973-74 (26 games)	542
2.	1998-99 (31 games)	540
3.	1974-75 (28 games)	533
4.	1975-76 (28 games)	532
5.	1976-77 (29 games)	526

FEWEST TURNOVERS

Game

t1.	vs. Toledo (11/26/16)	4
t1.	vs. WKU (2/16/17)	4
t3.	vs. Arkansas State (12/22/88)	5
t3.	vs. Belmont (12/14/16)	5
t3.	at North Texas (1/7/17)	5
t3.	vs. North Texas (2/10/18)	5

Season

1.	1989-90 (28 games)	364
----	--------------------	-----





- TEAM RECORDS -

2.	1979-80 (26 games)	365
3.	1983-84 (27 games)	371
4.	2008-09 (32 games)	371
5.	1980-81 (27 games)	373

FOULS

Game

1.	vs. Eastern Kentucky (2/20/89)	49
t2.	vs. Louisiana (1/8/11)	34
t2.	vs. St. Bonaventure (12/30/93)	34
t2.	vs. Cleveland State (1/6/90)	34
t5.	vs. Morehead State (1/6/79)	33
t5.	vs. Evansville (12/18/10)	33

Season

1.	2010-11 (32 games)	756
2.	2015-16 (35 games)	702
3.	2012-13 (34 games)	700
4.	2009-10 (33 games)	696
5.	1988-89 (31 games)	685

FEWEST FOULS

Season

1.	1961-62 (18 games)	355
2.	1955-56 (21 games)	411
3.	1957-58 (21 games)	419
4.	1963-64 (21 games)	424
5.	1983-84 (27 games)	452

MOST DISQUALIFICATIONS

Season

1.	1964-65 (23 games)	34
2.	1993-94 (27 games)	31
3.	1978-79 (27 games)	30
4.	1966-67 (25 games)	29
5.	2010-11 (32 games)	28

FEWEST DISQUALIFICATIONS

Season

1.	1983-84 (27 games)	5
2.	2016-17 (36 games)	5
3.	2012-13 (34 games)	7
4.	2011-12 (34 games)	7
5.	1996-97 (31 games)	8



- COACHING RECORDS -

MOST GAMES COACHED

1.	Kermit Davis (2002-18)	520
2.	Jimmy Earle (1969-79)	267
3.	Bruce Stewart (1984-91)	217
4.	Charles N. Greer (1949-56)	179
5.	Randy Wiel (1997-02)	174
6.	Stan Simpson (1979-84)	137
7.	Ed Diddle Jr. (1956-62)	136
8.	David Farrar (1991-96)	134
9.	Ken Trickey (1965-69)	99
10.	Frank Faulkinberry (1926-33)	90

MOST WINS

1.	Kermit Davis (2002-18)	332-188
2.	Jimmy Earle (1969-79)	164-103
3.	Bruce Stewart (1984-91)	141-76
4.	Randy Wiel (1997-02)	84-90
5.	Charles N. Greer (1949-56)	76-103
6.	Stan Simpson (1979-84)	71-66
7.	David Farrar (1991-96)	61-73
8.	Ed Diddle Jr. (1956-62)	56-80
9.	Frank Faulkinberry (1926-33)	48-42
10.	Ken Trickey (1965-69)	45-54
11.	Alfred B. Miles (1913-15, 1922-24)	27-6
12.	Bill Stokes (1962-65)	26-42
13.	E.W. Midgett (1939-42)	25-35
14.	E.K. Patty (1946-48)	24-20
15.	Johnny "Red" Floyd (1935-39)	16-33
16.	Guy Stephenson (1924-26)	15-11
t17.	Charles Murphy (1948-49)	11-12
t17.	Nick McDevitt (2019-pres.)	11-21
19.	E.M. Waller (1933-35)	7-13
20.	O.L. Freeman (1945-46)	4-0

BEST WINNING PERCENTAGE

1.	Bruce Stewart (1984-91)	.650
2.	Kermit Davis (2002-18)	.638
3.	Jimmy Earle (1969-79)	.614
4.	Frank Faulkinberry (1926-33)	.533
5.	Stan Simpson (1979-84)	.518
6.	Randy Wiel (1997-02)	.483
7.	David Farrar (1991-96)	.455
8.	Ken Trickey (1965-69)	.455
9.	Charles N. Greer (1949-56)	.425
10.	E.W. Midgett (1939-42)	.417
11.	Ed Diddle Jr. (1956-62)	.412
12.	Bill Stokes (1962-65)	.382

MOST CONFERENCE WINS

1.	Kermit Davis (2002-18)	185-83
2.	Jimmy Earle (1969-79)	72-66
3.	Bruce Stewart (1984-91)	61-32
4.	Randy Wiel (1996-02)	49-53
5.	Charles N. Greer (1949-56)	3-37

6.	Stan Simpson (1979-84)	33-37
7.	David Farrar (1991-96)	33-45
t8.	Ed Diddle Jr. (1956-62)	18-50
t8.	Ken Trickey (1965-69)	18-38
10.	Bill Stokes (1962-65)	13-27
11.	Nick McDevitt (2018-pres.)	8-10

BEST CONFERENCE WINNING PERCENTAGE

1.	Kermit Davis (2002-18)	.690
2.	Bruce Stewart (1984-91)	.656
3.	Jimmy Earle (1969-79)	.522
4.	Randy Wiel (1996-02)	.480
5.	Stan Simpson (1979-84)	.471
6.	David Farrar (1991-96)	.423
7.	Bill Stokes (1962-65)	.325
8.	Ken Trickey (1965-69)	.321
9.	Ed Diddle Jr. (1956-62)	.265
10.	Charles N. Greer (1949-56)	.075

MOST HOME WINS

1.	Kermit Davis (2002-18)	178-53
2.	Jimmy Earle (1969-79)	108-35
3.	Bruce Stewart (1984-91)	85-18
4.	Randy Wiel (1996-02)	57-24
5.	David Farrar (1991-96)	44-23
6.	Stan Simpson (1979-84)	43-21
7.	Ed Diddle Jr. (1956-62)	34-33
8.	Ken Trickey (1965-69)	29-19
9.	Bill Stokes (1962-65)	18-16
10.	Nick McDevitt (2018-pres.)	9-5

BEST HOME WINNING PERCENTAGE

1.	Bruce Stewart (1984-91)	.825
2.	Kermit Davis (2002-18)	.771
3.	Jimmy Earle (1969-79)	.755
4.	Randy Wiel (1996-02)	.704
5.	Stan Simpson (1979-84)	.672
6.	David Farrar (1991-96)	.657
7.	Ken Trickey (1965-69)	.604
8.	Bill Stokes (1962-65)	.529
9.	Ed Diddle Jr. (1956-62)	.507

MOST NCAA TOURNAMENTS

t1.	Kermit Davis (2002-18)	3
t1.	Bruce Stewart (1984-91)	3
3.	Jimmy Earle (1969-79)	2
4.	Stan Simpson (1979-84)	1

MOST CONFERENCE TITLES

1.	Kermit Davis (2002-18)	8
2.	Bruce Stewart (1984-91)	5
3.	Jimmy Earle (1969-79)	4
4.	Stan Simpson (1979-84)	1





- MISCELLANEOUS RECORDS -

BEST WINNING PERCENTAGE

1.	2016-17	.861 (31-5)
2.	2012-13	.848 (28-6)
3.	1974-75	.821 (23-5)
4.	2011-12	.794 (27-7)
5.	1986-87	.759 (22-7)

MOST WINS

1.	2016-17	31
2.	2012-13	28
3.	2011-12	27
t4.	2015-16	25
t4.	2017-18	25

MOST LOSSES

1.	2000-01	22
2.	2018-19	21
3.	1982-83	20
t4.	1998-99	19
t4.	1993-94	19

MOST CONSECUTIVE WINS

1.	2012-13	17
2.	1985-86	14
3.	1974-75	13
t4.	1980-81	12
t4.	2011-12	12
t6.	2016-17	11
t6.	2017-18	11
t8.	1973-74	10
t8.	2016-17	10

MOST CONSECUTIVE HOME WINS

1.	12/11/73-1/7/76	34
2.	12/7/85-2/9/87	23
3.	11/9/12-11/30/13	22
4.	1/25/88-12/16/89	20
5.	1/18/97-2/5/98	14
6.	11/22/11-3/13/12	13
7.	2/8/68-1/11/69	12

MOST CONSECUTIVE ROAD WINS

1.	1/5/13-3/10/13	9
2.	12/3/80-1/15/81	6
t3.	12/31/06-1/20/07	5
t3.	1/21/91-2/11/91	5
t3.	1/6/86-2/1/86	5
t3.	1/7/78-2/13/78	5
t3.	1/7/75-2/1/75	5
t3.	1/5/17-2/2/17	5
t3.	1/20/18-2/17/18	5

MOST CONSECUTIVE LOSSES

1.	2000-01	15
2.	2018-19	13
t3.	1982-83	9
t3.	1962-63	9
t5.	1965-66	8
t5.	1939-40	8

BEST HOME RECORD (BY WINS)

1.	2012-13	16-0
2.	1987-88	16-3
3.	2011-12	15-2
4.	1985-86	14-0
5.	1973-74	14-1

BEST ROAD RECORD (BY WINS)

1.	2017-18	12-2
2.	2016-17	11-2
3.	2012-13	11-3
4.	2011-12	11-5
5.	1986-87	9-4

BEST LEAGUE RECORD (BY WINS)

1.	2012-13	19-1
2.	2016-17	17-1
3.	2017-18	16-2
4.	2011-12	14-2
t5.	2009-10	13-5
t5.	2015-16	13-5

BEST LEAGUE HOME RECORD (BY WINS)

1.	2012-13	10-0
2.	2016-17	9-0
3.	2011-12	8-0
t4.	1996-97	8-1
t4.	2017-18	8-1

LARGEST WINNING MARGIN

1.	MT 143, Tennessee Wesleyan 68 (12/8/88)	75
2.	MT 127, Cumberland 57 (12/2/87)	70
3.	MT 118, Freed-Hardeman 52 (1/2/86)	66
4.	MT 127, Sue Bennett 50 (12/29/96)	57
5.	MT 115, Bryan College 59 (11/17/01)	56

LARGEST LOSING MARGIN

1.	Tennessee 109, MT 40 (11/20/07)	69
2.	Morehead State 123, MT 68 (2/24/55)	55
t3.	North Carolina 99, MT 49 (2/1/97)	50
t3.	WKU 134, MT 84 (1/30/65)	50
5.	Alabama 103, MT 58 (11/29/82)	45



- MISCELLANEOUS RECORDS -

BEST UNBEATEN STARTS

t1.	1976-77	5-0
t1.	1986-87	5-0
t3.	1945-46	4-0
t3.	1946-47	4-0
t3.	1968-69	4-0
t3.	1994-95	4-0
t3.	2011-12	4-0
t3.	2013-14	4-0
t9.	1924-25	3-0
t9.	1951-52	3-0
t9.	1959-60	3-0
t9.	1965-66	3-0
t9.	1970-71	3-0
t9.	2001-02	3-0

BEST ONE-LOSS STARTS

1.	1980-81	12-1
t2.	1922-23	11-1
t2.	1929-30	11-1
4.	2016-17	10-1
5.	2011-12	8-1
t6.	1986-87	7-1
t6.	2017-18	7-1
t8.	1968-69	6-1
t8.	1976-77	6-1
t8.	2013-14	6-1





- MURPHY CENTER RECORDS -

POINTS

Individual

Milton Dean vs. Southeast Missouri (1/14/94) 41

Team

vs. Tennessee Wesleyan (12/8/88) 143

REBOUNDS

Individual

George Sorrell vs. St. Bernard (12/1/73) 21

Warren Kidd vs. Mississippi Valley State (11/23/90) 21

Team

vs. St. Bernard (12/1/73) 75

FIELD GOALS MADE

Individual

Steve Peeler vs. Murray State (1/29/73) 15

Jerry Beck vs. Westmar (12/20/80) 15

Randy Henry vs. Boston College (3/26/88) 15

Team

vs. Tennessee Wesleyan (12/8/88) 58

FIELD GOALS ATTEMPTED

Individual

Milton Dean vs. Minnesota (12/3/93) 28

Team

vs. St. Bernard (12/1/73) 112

FIELD GOAL PERCENTAGE

Individual (minimum 10 made)

Jerry Beck vs. Bluefield (12/18/79) .929 (13-14)

Chris Rainey vs. Eastern Kentucky (2/12/88) .929 (13-14)

Team (minimum 30 made)

vs. UT Martin (2/26/00) .660 (35-53)

3-POINT FIELD GOALS MADE

Individual

James Washington vs. Houston Baptist (2/13/10) 10

Team

vs. Rice (2/8/18) 15

3-POINT FIELD GOALS ATTEMPTED

Individual

Milton Dean vs. Minnesota (12/3/93) 17

James Washington vs. Houston Baptist (2/13/10) 17

Team

vs. Rice (2/8/18) 32

3-POINT FIELD GOAL PERCENTAGE

Individual (minimum 4 made)

Chris Rainey vs. Virginia Tech (11/21/87) 1.000 (6-6)

Chris Rainey vs. Wright State (2/8/89) 1.000 (6-6)

Freddie Martinez vs. Tennessee State (12/9/00) 1.000 (6-6)

Kevin Kanaskie vs. Trevecca (11/14/08) 1.000 (6-6)

Tyrik Dixon vs. WKU (1/14/17) 1.000 (5-5)

Team (minimum 6 made)

vs. Virginia Tech (11/21/87) .875 (7-8)

FREE THROWS MADE

Individual

Aylton Tesch vs. Eastern Illinois (2/5/98) 18

Team

vs. Akron (1/11/88) 34

FREE THROWS ATTEMPTED

Individual

Aylton Tesch vs. Eastern Illinois (2/5/98) 23

Team

vs. Austin Peay (1/28/83) 44

vs. Akron (1/11/88) 44

vs. North Texas (12/31/09) 44

FREE THROW PERCENTAGE

Individual (minimum 10 made)

Sleepy Taylor vs. Eastern Kentucky (1/9/78) 1.000 (13-13)

Sleepy Taylor vs. Tennessee Tech (2/8/75) 1.000 (12-12)

Sleepy Taylor vs. Tennessee Tech (2/5/77) 1.000 (11-11)

Sleepy Taylor vs. Austin Peay (1/21/78) 1.000 (10-10)

Nick King vs. FGCU (11/21/17) 1.000 (10-10)

Team (minimum 12 made)

vs. Kennesaw State (11/28/88) 1.000 (16-16)

ASSISTS

Individual

James Johnson vs. Freed-Hardeman (1/2/86) 20



- MURPHY CENTER RECORDS -

Team

vs. Tennessee Wesleyan (12/8/88) 37

STEALS

Individual

Roni Bailey vs. Montreat (11/27/96) 9

Team

vs. North Texas (1/6/01) 19

vs. Sue Bennett (12/29/96) 19

BLOCKS

Individual

Alex Weekes vs. WKU (2/26/04) 8

Team

vs. Kennesaw State (11/26/90) 12

vs. WKU (2/26/04) 12

MOST CONSECUTIVE 3-POINTERS MADE

Individual

Freddie Martinez 9

MOST CONSECUTIVE FREE THROWS MADE

Individual

Nod Carter (1/13/96-1/29/96) 32

LARGEST CROWDS

1. vs. WKU (2/26/04) 11,807
2. vs. Tennessee (11/21/08) 11,802
3. vs. Tennessee Tech (2/8/75) 11,800
4. vs. Austin Peay (1/26/74) 11,600
- t5. vs. WKU (3/1/75) 11,520
- t5. vs. Tennessee (3/18/88) 11,520
7. vs. Tennessee Tech (2/3/86) 11,500
8. vs. North Carolina (11/30/98) 11,380
9. vs. WKU (3/1/18) 11,307
10. vs. Austin Peay (1/27/75) 10,800





- CONFERENCE USA GAME RECORDS -

POINTS

Individual

Reggie Upshaw vs. UAB (1/1/917) 34

Team

vs. Marshall (2/18/17) 97

REBOUNDS

Individual

Shawn Jones at UAB (3/6/14) 18

Team

vs. Marshall (1/12/17) 58

FIELD GOALS MADE

Individual

JaCorey Williams vs. WKU (1/14/17) 12

Giddy Potts vs. Florida Atlantic (3/4/17) 12

Donovan Sims at Southern Miss (1/10/19) 12

Team

vs. North Texas (1/21/16) 37

FIELD GOALS ATTEMPTED

Individual

Nick King at Charlotte (2/3/18) 25

Team

at UAB (2/28/15) 75

FIELD GOAL PERCENTAGE

Individual (minimum 6 made)

Brandon Walters vs. LA Tech (1/11/18) 1.000 (7-7)

Team (minimum 30 made)

vs. Charlotte (2/23/19) .623 (33-53)

3-POINT FIELD GOALS MADE

Individual

Giddy Potts vs. Marshall (2/19/15) 8

Team

at Southern Miss (2/13/16) 16

3-POINT FIELD GOALS ATTEMPTED

Individual

Antonio Green vs. Charlotte (2/7/19) 15

Team

vs. Rice (2/8/18) 32

3-POINT FIELD GOAL PERCENTAGE

Individual (minimum 5 made)

Tyrik Dixon vs. WKU (1/14/17) 1.000 (5-5)

Team (minimum 10 made)

vs. Southern Miss (2/15/14) .593 (16-27)

FREE THROWS MADE

Individual

JaQawn Raymond at Rice (2/12/15) 10

Team

vs. Southern Miss (2/15/14) 26

FREE THROWS ATTEMPTED

Individual

Reggie Upshaw at UTEP (1/31/15) 12

Team

vs. Southern Miss (2/15/14) 37

FREE THROW PERCENTAGE

Individual

By 21 Players 1.000

Team (minimum 15 made)

at Florida Atlantic (3/7/15) 1.000 (18-18)

ASSISTS

Individual

Tweety Knight vs. Southern Miss (2/15/14) 8

Kerry Hammonds II at Marshall (2/22/14) 8

Tyrik Dixon vs. WKU (1/14/17) 8

Tyrik Dixon vs. Rice (2/8/18) 8

Team

vs. WKU (1/14/17) 25



- CONFERENCE USA GAME RECORDS -

STEALS

Individual

Tweety Knight vs. UTEP (1/16/14) 6

Team

at Florida Atlantic (1/21/17) 13

BLOCKS

Individual

Shawn Jones vs. Tulane (2/13/14) 6

Team

vs. Tulane (2/13/14) 8

at Marshall (2/22/14) 8





- DOUBLE-DOUBLES -

TRIPLE-DOUBLES

Name/Opponent/Date	P	R	A
Roni Bailey vs. Lyon College (12/3/94)	17	11	10

DOUBLE-DOUBLES

Name/Opponent/Date	P	R
Chester Brown vs. Tusculum College (12/2/70)	11	13
*Ken Riley vs. Troy (12/5/70)	22	14
*Ken Riley vs. Shorter College (12/10/70)	21	10
@Ken Riley at East Tennessee State (1/4/71)	16	11
@Ken Riley vs. Morehead State (1/9/71)	20	15
@Ken Riley vs. Eastern Kentucky (1/11/71)	13	11
@Ken Riley at Tennessee Wesleyan (1/14/71)	16	14
#@Ken Riley at Austin Peay (1/23/71)	20	11
*Kerry Cochran at Austin Peay (1/23/71)	10	15
*Ken Riley vs. UT Chattanooga (1/28/71)	11	10
*Ken Riley at Western Kentucky (1/30/71)	13	15
Terry Johnson at Appalachian State (2/1/71)	14	10
*Ken Riley at Bellarmine (2/3/71)	28	14
*Ken Riley vs. Western Kentucky (2/6/71)	13	10
*Chester Brown vs. Tennessee Tech (2/15/71)	12	13
#Ken Riley vs. Tennessee Tech (2/15/71)	17	16
*Chester Brown at UT Chattanooga (2/18/71)	11	11
Ken Riley at Eastern Kentucky (2/20/71)	18	12
Nick Prater at Morehead State (2/22/71)	10	10
§Ken Riley vs. UT Martin (2/25/71)	19	19
§Ken Riley vs. Austin Peay (2/27/71)	13	11
§Ken Riley at Murray State (3/1/71)	29	17
Terry Johnson vs. Tennessee Wesleyan (12/2/71)	11	14
Terry Johnson vs. Birmingham Southern (1/8/72)	19	20
Chester Brown vs. UT Martin (1/20/72)	17	10
Chester Brown vs. UT Chattanooga (1/27/72)	10	16
Terry Johnson vs. Murray State (1/29/72)	15	10
*Chester Brown vs. St. Francis (PA) (2/2/72)	35	18
*Chester Brown vs. Western Kentucky (2/5/72)	12	18
*Chester Brown vs. Morehead State (2/19/72)	22	10
*Terry Johnson vs. Morehead State (2/19/72)	10	12
*Chester Brown vs. Eastern Kentucky (2/21/72)	32	17
#Nick Prater vs. Eastern Kentucky (2/21/72)	18	10
Terry Johnson vs. Austin Peay (2/26/72)	11	11
Chester Brown at Texas Pan-American (12/4/72)	11	10
*Steve Peeler vs. Bellarmine (1/8/73)	19	10
#Tim Sisneros vs. Bellarmine (1/8/73)	13	12
*Steve Peeler vs. MacMurray College (1/10/73)	31	16
Jimmy Powell at Tennessee Tech (1/13/73)	24	14
Tim Sisneros vs. Eastern Kentucky (1/22/73)	21	12
*Steve Peeler at UT Chattanooga (1/31/73)	11	10
*Steve Peeler at Western Kentucky (2/3/73)	22	10
Jimmy Powell vs. UT Chattanooga (2/15/73)	17	10
#Jimmy Powell vs. St. Bernard College (12/1/73)	14	13
*George Sorrell vs. St. Bernard College (12/1/73)	23	21
#Tim Sisneros vs. St. Bernard College (12/1/73)	22	12
*George Sorrell vs. ULM (12/4/73)	15	14

#George Sorrell vs. Cal State-Sonoma (12/13/73)	14	15
#Tim Sisneros vs. Cal State-Sonoma (12/13/73)	17	13
George Sorrell vs. Tennessee State (12/28/73)	26	17
George Sorrell vs. UT Chattanooga (1/7/74)	16	20
§Tim Sisneros vs. Buffalo State (1/9/74)	15	18
#Jimmy Powell vs. Tennessee Tech (1/12/74)	26	10
#§Tim Sisneros vs. Tennessee Tech (1/12/74)	10	15
#George Sorrell vs. East Tennessee (1/14/74)	13	18
#§Tim Sisneros vs. East Tennessee (1/14/74)	15	12
#Jimmy Powell vs. Austin Peay (1/26/74)	12	15
#Steve Peeler vs. Austin Peay (1/26/74)	20	10
§George Sorrell at Murray State (1/28/74)	24	14
#§George Sorrell vs. Western Kentucky (2/2/74)	25	16
#Tim Sisneros vs. Western Kentucky (2/2/74)	12	10
§George Sorrell at UT Chattanooga (2/4/74)	20	13
#Tim Sisneros vs. Eastern Kentucky (2/16/74)	12	13
#Steve Peeler vs. Eastern Kentucky (2/16/74)	19	12
*George Sorrell vs. Morehead State (2/18/74)	20	18
*George Sorrell vs. Murray State (2/23/74)	29	13
#Tim Sisneros vs. Pennsylvania (11/29/74)	15	12
#George Sorrell vs. Pennsylvania (11/29/74)	23	13
#Sleepy Taylor vs. Ole Miss (11/30/74)	18	12
#@George Sorrell vs. Ole Miss (11/30/74)	22	14
@George Sorrell vs. Wisconsin-Green Bay (12/5/74)	12	19
@George Sorrell at ULM (12/7/74)	19	19
@George Sorrell vs. Belmont (12/9/74)	15	17
George Sorrell at Vanderbilt (12/30/74)	12	12
Tim Sisneros vs. David Lipscomb (12/31/74)	21	11
#George Sorrell vs. Virginia Military (1/4/75)	21	14
#Sleepy Taylor vs. Virginia Military (1/4/75)	22	12
#Tim Sisneros vs. Virginia Military (1/4/75)	19	14
Steve Peeler at Tennessee State (1/7/75)	22	10
§George Sorrell at East Tennessee (1/11/75)	23	11
#§George Sorrell at Tennessee Tech (1/13/75)	13	19
#Steve Peeler at Tennessee Tech (1/13/75)	18	12
§George Sorrell vs. Eastern Kentucky (1/18/75)	26	15
#Sleepy Taylor vs. Morehead State (1/20/75)	24	10
#§Tim Sisneros vs. Morehead State (1/20/75)	20	12
#George Sorrell at Murray State (1/25/75)	23	10
#§Tim Sisneros at Murray State (1/25/75)	17	11
*#Sleepy Taylor vs. Austin Peay (1/27/75)	24	15
#§Tim Sisneros vs. Austin Peay (1/27/75)	15	11
#&Steve Peeler at Western Kentucky (2/1/75)	28	11
*#Sleepy Taylor at Western Kentucky (2/1/75)	20	10
#^George Sorrell at Western Kentucky (2/1/75)	27	11
#&Steve Peeler vs. Tennessee State (2/3/75)	10	12
#^George Sorrell vs. Tennessee State (2/3/75)	12	11
#^George Sorrell vs. Tennessee Tech (2/8/75)	10	16
#Sleepy Taylor vs. Tennessee Tech (2/8/75)	28	13
#&Steve Peeler vs. Tennessee Tech (2/8/75)	28	16
#^George Sorrell vs. East Tennessee (2/10/75)	17	20
#&Steve Peeler vs. East Tennessee (2/10/75)	18	11
#Jimmy Martin vs. East Tennessee (2/10/75)	13	12 a
#^George Sorrell at Morehead State (2/15/75)	15	14



- DOUBLE-DOUBLES -

#*Tim Sisneros at Morehead State (2/15/75)	22	14	Bob Martin vs. Tennessee Tech (1/14/78)	12	12
#^George Sorrell at Eastern Kentucky (2/17/75)	33	18	Bob Martin vs. Western Kentucky (1/28/78)	20	15
#*Tim Sisneros at Eastern Kentucky (2/17/75)	12	11	Greg Joyner vs. Georgia College (12/2/78)	16	12
^George Sorrell at Austin Peay (2/22/75)	24	16	#Leroy Coleman vs. Pikeville College (12/7/78)	23	10
#Tim Sisneros vs. Murray State (2/24/75)	24	10	#Greg Joyner vs. Pikeville College (12/7/78)	12	15
#*Jimmy Martin vs. Murray State (2/24/75)	17	11 a	Chris Harris vs. Central Arkansas (12/20/78)	15	11
#*George Sorrell vs. Western Kentucky (3/1/75)	10	18	&Greg Joyner vs. David Lipscomb (12/30/78)	27	10
#*Jimmy Martin vs. Western Kentucky (3/1/75)	17	10 a	&Greg Joyner vs. UNC-Asheville (1/2/79)	18	17
#*George Sorrell vs. Morehead State (3/7/75)	18	13	#&Greg Joyner vs. Morehead State (1/6/79)	28	15
#Sleepy Taylor vs. Morehead State (3/7/75)	12	10	#Leroy Coleman vs. Morehead State (1/6/79)	21	11
#*Tim Sisneros vs. Morehead State (3/7/75)	10	10	#Chris Harris vs. Morehead State (1/6/79)	22	17
*Tim Sisneros vs. Austin Peay (3/8/75)	12	13	&Greg Joyner vs. Eastern Kentucky (1/8/79)	19	11
George Sorrell vs. Oregon State (3/15/75)	23	17	Chris Harris at Tennessee Tech (1/13/79)	23	10
*Tim Sisneros vs. Sewanee (12/1/75)	29	10	Leroy Coleman at Eastern Kentucky (2/3/79)	22	13
*Tim Sisneros vs. Morris Harvey (12/4/75)	22	11	Greg Joyner vs. Mercer (2/8/79)	13	12
John Bonner vs. Rio Grande College (12/13/75)	15	11	Jimmy Riley vs. Mercer (2/8/79)	19	10
@Tim Sisneros vs. Army (12/20/75)	26	18	Leroy Coleman vs. Tennessee Tech (2/10/79)	13	10
@Tim Sisneros vs. Mercer (12/23/75)	25	12	Greg Joyner vs. Austin Peay (2/19/79)	12	13 a
@Tim Sisneros vs. Cal Poly State (12/29/75)	25	15	Greg Joyner vs. Eastern Kentucky (3/2/79)	26	10
@Tim Sisneros vs. Athens College (1/3/76)	21	15	Chris Harris vs. Eastern Kentucky (3/2/79)	20	11
@Tim Sisneros vs. UT Chattanooga (1/7/76)	16	11	Chris Harris vs. State Louis (11/30/79)	19	10
Tim Sisneros vs. Tennessee Tech (1/17/76)	18	11	&Jerry Beck at Mercer (12/15/79)	17	10
Tim Sisneros at Western Kentucky (2/7/76)	32	10	&Jerry Beck vs. Bluefield College (12/18/79)	27	16
#Tim Sisneros at Tennessee Tech (2/16/76)	27	10	&Jerry Beck vs. Rio Grande College (12/20/79)	19	12
#Lewis Mack at Tennessee Tech (2/16/76)	11	12 a	&Jerry Beck vs. Mercer (12/22/79)	24	18
#John Bonner vs. Eastern Kentucky (2/21/76)	13	12	Jerry Beck at Centenary (1/3/80)	14	15
#Tim Sisneros vs. Eastern Kentucky (2/21/76)	28	20	Jerry Beck vs. Austin Peay (1/17/80)	24	13
#Claude Taylor at Marshall (2/25/76)	19	10	Jerry Beck at Morehead State (1/26/80)	17	11
#*Tim Sisneros at Marshall (2/25/76)	37	14	Jerry Beck vs. Morehead State (2/2/80)	17	12
*Tim Sisneros vs. Murray State (2/28/76)	23	18	*Chris Harris at Tennessee Tech (2/7/80)	14	12
Bob Martin at UALR (12/1/76)	16	12	*Chris Harris at Akron (2/9/80)	21	13
Greg Joyner at Ballarmine College (12/21/76)	22	11	Jerry Beck vs. Murray State (2/14/80)	25	15
Bob Martin at Vanderbilt (12/29/76)	15	13	*Jerry Beck at Western Carolina (11/29/80)	17	13
#Bob Martin vs. Culver-Stockton (1/5/77)	20	13	*Jerry Beck vs. UT Chattanooga (12/1/80)	20	15
#Lewis Mack vs. Culver-Stockton (1/5/77)	10	10 a	Jerry Beck vs. Westmar College (12/20/80)	34	15
Bob Martin at Tennessee Tech (1/10/77)	13	14	*Jerry Beck vs. Tennessee State (12/30/80)	18	13
#Greg Joyner vs. Morehead State (1/17/77)	20	15	*Jerry Beck vs. Morehead State (1/3/81)	17	12
#Bob Martin vs. Morehead State (1/17/77)	12	12	Jerry Beck at Akron (1/10/81)	13	10
Lewis Mack at UT Chattanooga (1/31/77)	11	12 a	\$Jerry Beck vs. Western Carolina (1/24/81)	16	13
#*Greg Joyner vs. Marshall (2/3/77)	16	12	\$Jerry Beck at Morehead State (1/29/81)	17	11
#\$Bob Martin vs. Marshall (2/3/77)	17	15	\$Jerry Beck at Eastern Kentucky (1/31/81)	20	10
#*Greg Joyner vs. Tennessee Tech (2/5/77)	25	13	Jerry Beck vs. Akron (2/7/81)	27	13
#\$Bob Martin vs. Tennessee Tech (2/5/77)	15	14	Jerry Beck vs. Murray State (2/12/81)	17	12
\$Bob Martin vs. East Tennessee State (2/7/77)	18	14	&Jerry Beck vs. Western Kentucky (2/19/81)	17	13
Greg Joyner at Austin Peay (2/19/77)	22	13	#&Jerry Beck at UT Chattanooga (2/21/81)	16	10
Greg Joyner vs. Detroit (3/13/77)	23	15	#Rick Campbell at UT Chattanooga (2/21/81)	20	10 a
*Bob Martin at Oral Roberts (11/28/77)	14	12	&Jerry Beck vs. Oral Roberts (2/25/81)	20	15
*Bob Martin vs. Athens College (12/1/77)	14	11	&Jerry Beck vs. Murray State (3/6/81)	14	11
#Greg Joyner at Ole Miss (12/12/77)	10	10	Chris Harris vs. South Alabama (12/3/81)	11	10
#Bob Martin at Ole Miss (12/12/77)	11	11	*Jerry Beck at Eastern Kentucky (12/12/81)	12	12
#*Bob Martin vs. Urbana College (1/4/78)	15	11	*Jerry Beck vs. Georgia State (12/17/81)	11	17
#Claude Taylor vs. Urbana College (1/4/78)	12	10	Jerry Beck vs. Detroit (12/30/81)	22	14
*Bob Martin at Morehead State (1/7/78)	12	13	*Jerry Beck vs. Akron (1/7/82)	28	13
Greg Joyner at Eastern Kentucky (1/9/78)	26	10	*Jerry Beck vs. Youngstown State (1/9/82)	17	15





- DOUBLE-DOUBLES -

Jerry Beck at Tennessee State (1/16/82)	22	12	#Dwayne Rainey vs. Murray State (1/11/86)	10	10
*Jerry Beck at Oral Roberts (1/27/82)	28	12	Lee Campbell vs. Alabama State (1/15/86)	17	12
*Jerry Beck at Tennessee Tech (1/31/82)	20	10	Kerry Hammonds at Eastern Kentucky (1/20/86)	12	11
Chris Harris at Youngstown State (2/6/82)	11	10	Lee Campbell vs. Youngstown State (1/25/86)	13	14
&Jerry Beck vs. Western Kentucky (2/13/82)	26	13	*Kerry Hammonds vs. Akron (1/27/86)	17	12
&Jerry Beck at Murray State (2/18/82)	20	11	*Kerry Hammonds at Tennessee State (2/1/86)	17	14
&Jerry Beck at Austin Peay (2/20/82)	19	12	#Duane Washington at Murray State (2/17/86)	10	12 a
&Jerry Beck vs. Morehead State (2/25/82)	10	15	#Lee Campbell at Murray State (2/17/86)	16	15
Jerry Beck vs. Murray State (3/5/82)	19	11	Lee Campbell vs. Tennessee State (2/26/86)	22	11
Jerry Beck vs. 15 Kentucky (3/11/82)	14	10	Kerry Hammonds vs. Eastern Kentucky (3/3/86)	20	12
Doug Lipscomb at South Alabama (12/4/82)	15	11	Lee Campbell vs. Murray State (3/7/86)	24	15
Wardell Perry vs. Western Kentucky (12/8/82)	10	15	*Dwayne Rainey at Armstrong State (11/28/86)	11	10
Doug Lipscomb at Morehead State (12/17/82)	20	13	*Dwayne Rainey at Old Dominion (12/2/86)	23	11
Doug Lipscomb at Tennessee Tech (1/15/83)	18	14	Duane Washington vs. Cumberland (12/11/86)	10	12
##Doug Lipscomb vs. Georgia State (2/1/83)	14	11	\$Dwayne Rainey vs. McNeese State (12/15/86)	27	17
#Raleigh Choice vs. Georgia State (2/1/83)	17	10	\$Dwayne Rainey vs. Lincoln Memorial (12/17/86)	21	15
*Doug Lipscomb at Akron (2/4/83)	34	14	\$Dwayne Rainey at Marshall (12/20/86)	14	10
#Doug Lipscomb vs. Eastern Kentucky (3/5/83)	13	10	Randy Henry vs. UALR (12/22/86)	18	10
#Raleigh Choice vs. Eastern Kentucky (3/5/83)	10	11	Dwayne Rainey vs. Michigan (12/29/86)	13	13
LaRae Davis vs. Georgia State (11/26/83)	22	10	Dwayne Rainey at Austin Peay (1/12/87)	19	14
#Russell Smith at Tennessee State (12/3/83)	11	14	Kerry Hammonds vs. Morehead State (1/17/87)	17	10
##Doug Lipscomb at Tennessee State (12/3/83)	14	11	Duane Washington vs. Eastern Kentucky (1/19/87)	15	16 a
*Doug Lipscomb vs. Urbana (12/5/83)	18	12	Randy Henry at Youngstown State (1/24/87)	14	10
Raleigh Choice vs. Austin Peay (12/17/83)	18	14	Randy Henry at Tennessee State (1/31/87)	10	10
Doug Lipscomb vs. Georgia College (1/2/84)	11	13	Dwayne Rainey vs. Tennessee Tech (2/2/87)	21	11
*Russell Smith at Tennessee Tech (1/7/84)	17	11	Duane Washington vs. Akron (2/7/87)	14	11 a
*Russell Smith at Morehead State (1/12/84)	14	11	Randy Henry at Morehead State (2/23/87)	27	11
\$Doug Lipscomb vs. Youngstown State (1/19/84)	24	13	Kerry Hammonds vs. Tennessee State (2/26/87)	20	11
\$Doug Lipscomb vs. Akron (1/21/84)	15	14	#Randy Henry vs. Virginia Tech (11/21/87)	12	13
#\$Doug Lipscomb vs. Austin Peay (1/26/84)	11	10	#Dwayne Rainey vs. Virginia Tech (11/21/87)	10	11
#Raleigh Choice vs. Austin Peay (1/26/84)	12	10	Chris Ingram vs. Cumberland (12/2/87)	12	11
Russell Smith vs. Tennessee State (2/2/84)	25	14	Dwayne Rainey at McNeese State (12/5/87)	20	12
Doug Lipscomb vs. Morehead State (2/16/84)	15	12	#Tyrus Baynham vs. UT Chattanooga (12/12/87)	20	10
*Doug Lipscomb at Akron (2/25/84)	15	11	#Dwayne Rainey vs. UT Chattanooga (12/12/87)	16	12
#Raleigh Choice at Akron (2/25/84)	12	12	##Chris Rainey vs. UT-Chattanooga (12/12/87)	19	10 a
Kerry Hammonds at UT-Chattanooga (12/1/84)	20	11	*Chris Rainey vs. Louisiana Tech (12/15/87)	11	11 a
#Lonnie Thompson vs. Miles College (12/8/84)	21	13	Randy Henry vs. UNC Charlotte (12/18/87)	21	19
#Kerry Hammonds vs. Miles College (12/8/84)	24	14	Tyrus Baynham vs. Kennesaw (1/2/88)	11	11 a
#Kerry Hammonds vs. Urbana (12/19/84)	12	11	*Dwayne Rainey at Louisiana Tech (1/7/88)	14	13 a
#Kim Cooksey vs. Urbana (12/19/84)	22	10	*Dwayne Rainey vs. Akron (1/11/88)	24	16
Kerry Hammonds at Youngstown State (1/19/85)	12	16	Dwayne Rainey vs. Austin Peay (1/25/88)	12	11
Russell Smith at Murray State (1/28/85)	15	14	Randy Henry at Tennessee State (2/5/88)	24	11
Lonnie Thompson at Georgia Southern (1/30/85)	19	12	Dwayne Rainey vs. Eastern Kentucky (2/12/88)	10	11
*Kerry Hammonds vs. Tennessee State (2/7/85)	17	13	Dwayne Rainey vs. Tennessee State (2/20/88)	11	10
*Kerry Hammonds vs. Austin Peay (2/9/85)	18	10	#Randy Henry vs. Youngstown State (2/22/88)	19	12
Billy Miller vs. Murray State (2/11/85)	13	11	#Tyrus Baynham vs. Youngstown State (2/22/88)	12	10 a
James Johnson vs. Akron (2/25/85)	10	10	Dwayne Rainey at Austin Peay (2/27/88)	18	12
Dwayne Rainey vs. Minnesota (11/23/85)	18	12	Dwayne Rainey at Tennessee Tech (3/3/88)	14	12
Kerry Hammonds vs. South Carolina (11/29/85)	12	10	*Randy Henry vs. Youngstown State (3/7/88)	17	13
Kerry Hammonds at Western Kentucky (12/9/85)	12	12	##Randy Henry vs. Austin Peay (3/11/88)	14	11
Lee Campbell at Missouri (12/11/85)	17	10	#Dwayne Rainey vs. Austin Peay (3/11/88)	17	12
Kerry Hammonds vs. Transylvania (12/21/85)	19	13	*Randy Henry vs. Georgia (3/22/88)	18	12
#Lee Campbell vs. Murray State (1/11/86)	23	10	*Randy Henry vs. Boston College (3/26/88)	34	12
#James Johnson vs. Murray State (1/11/86)	10	11 a	Kerry Hammonds at Wright State (12/3/88)	24	12



- DOUBLE-DOUBLES -

#Kevin Wallace vs. Tennessee Wesleyan (12/8/88)	28	10	#&Warren Kidd vs. Austin Peay (1/12/91)	14	13
*Kerry Hammonds vs. Tennessee Wesleyan (12/8/88)	17	11	&Warren Kidd vs. Murray State (1/14/91)	10	10
*Kerry Hammonds vs. Alabama State (12/10/88)	24	15	&Warren Kidd at Eastern Kentucky (1/19/91)	10	10
*Kerry Hammonds vs. Louisiana Tech (12/20/88)	24	11	Jeff Clifton vs. Tennessee Tech (1/26/91)	18	12
#Randy Henry vs. Arkansas State (12/22/88)	27	13	\$Warren Kidd vs. Tennessee State (1/28/91)	15	17
*Kerry Hammonds vs. Arkansas State (12/22/88)	21	12	\$Warren Kidd vs. South Carolina State (1/30/91)	19	15
Gerald Harris vs. Colorado (12/30/88)	10	11	\$Warren Kidd at FIU (2/2/91)	22	14
*Kerry Hammonds at Alabama State (1/4/89)	24	13	Chris Ingram at Grambling (2/6/91)	10	10
#Gerald Harris vs. Akron (1/7/89)	15	10	Warren Kidd at Tennessee State (2/9/91)	15	14
*Kerry Hammonds vs. Akron (1/7/89)	29	10	Robert Taylor at Tennessee Tech (2/11/91)	24	10
!Kerry Hammonds at Tennessee Tech (1/16/89)	18	11	*Warren Kidd vs. Morehead State (2/16/91)	18	11
#!Kerry Hammonds vs. Eastern Kentucky (1/21/89)	18	17	*Warren Kidd vs. Eastern Kentucky (2/18/91)	13	15
#Randy Henry vs. Eastern Kentucky (1/21/89)	24	10	#Quincy Vance at Austin Peay (2/25/91)	23	13
!Kerry Hammonds vs. Morehead State (1/23/89)	17	16	#&Warren Kidd at Austin Peay (2/25/91)	21	20
!Kerry Hammonds at Austin Peay (1/28/89)	10	21	&Warren Kidd at Austin Peay (3/2/91)	13	18
!Kerry Hammonds at Murray State (1/30/89)	14	18	&Warren Kidd vs. Eastern Kentucky (3/6/91)	20	20
#!Kerry Hammonds at Tennessee State (2/4/89)	18	10	&Warren Kidd at Murray State (3/7/91)	10	11
*Randy Henry at Tennessee State (2/4/89)	26	11	Warren Kidd at Tennessee (12/5/91)	18	10
*Randy Henry vs. Wright State (2/8/89)	26	11	Quincy Vance at Mississippi Valley State (12/7/91)	16	14
Kerry Hammonds vs. Austin Peay (2/13/89)	18	11	*Warren Kidd at Murray State (12/14/91)	14	10
Kerry Hammonds at Eastern Kentucky (2/20/89)	11	13	*Warren Kidd vs. South Alabama (12/20/91)	20	11
Chris Rainey vs. Tennessee Tech (2/25/89)	19	13	Warren Kidd vs. Oral Roberts (1/2/92)	16	12
*Kerry Hammonds vs. Austin Peay (3/9/89)	17	16	Warren Kidd vs. Austin Peay (1/13/92)	21	15
*Kerry Hammonds vs. 16 Florida State (3/16/89)	11	13	&Warren Kidd at Tennessee Tech (1/20/92)	22	18
#Randy Henry vs. 16 Florida State (3/16/89)	26	10	&Warren Kidd vs. Morehead State (1/25/92)	19	14
*Kerry Hammonds vs. Virginia (3/18/89)	22	15	&Warren Kidd vs. Eastern Kentucky (1/27/92)	12	12
Chris Ingram vs. Tusculum College (11/30/89)	19	12	&#Warren Kidd vs. Murray State (2/1/92)	10	10
Kevin Wallace at Louisiana Tech (12/9/89)	10	11	*#Quincy Vance vs. Murray State (2/1/92)	22	11
Quincy Vance vs. Kennesaw (12/16/89)	15	10	*Quincy Vance at Eastern Kentucky (2/8/92)	16	10
Chris Ingram vs. Cleveland State (12/18/89)	11	11	Warren Kidd at Morehead State (2/10/92)	25	17
Quincy Vance vs. Alcorn State (12/23/89)	13	14	#Kelvin Hammonds vs. Tennessee State (2/17/92)	11	10
Kevin Wallace vs. Northeast Louisiana (12/30/89)	21	14	*#Warren Kidd vs. Tennessee State (2/17/92)	19	15
David Clark at Morehead State (1/26/90)	11	10	*Warren Kidd at Austin Peay (2/22/92)	22	18
*#Kevin Wallace at Tennessee Tech (2/3/90)	14	10	Quincy Vance at Southeast Missouri St. (2/24/92)	14	10
*#Quincy Vance at Tennessee Tech (2/3/90)	10	12	*Warren Kidd at College of Charleston (2/29/92)	15	19
*#Kevin Wallace vs. Akron (2/5/90)	26	11	*Warren Kidd vs. Arkansas State (3/3/92)	13	12
*#Quincy Vance vs. Akron(2/5/90)	13	10	Warren Kidd vs. Livingston State (12/1/92)	23	16
Chris Ingram vs. Morehead State (2/12/90)	17	10	\$Warren Kidd vs. Colorado (12/5/92)	18	12
#Kevin Wallace at Austin Peay (2/17/90)	16	11	\$Warren Kidd at Minnesota (12/12/92)	17	18
#Quincy Vance at Austin Peay (2/17/90)	32	11	\$Warren Kidd at Oral Roberts (12/21/92)	17	13
Quincy Vance vs. Alabama State (2/22/90)	16	19	\$Warren Kidd vs. Southern Univ (1/2/93)	19	18
Chris Ingram vs. Tennessee State (2/24/90)	20	10	\$Warren Kidd at UMKC (1/4/93)	23	16
\$Warren Kidd vs. Mississippi Valley St.(11/23/90)	18	21	\$Warren Kidd vs. Morehead State (1/9/93)	12	17
\$#Warren Kidd vs. Kennesaw (11/26/90)	22	10	\$Warren Kidd vs. Tennessee State (1/13/93)	12	18
*Greg Christian vs. Kennesaw (11/26/90)	13	14 a	\$Warren Kidd at UT-Martin (1/18/93)	20	16
\$Warren Kidd at South Carolina State (11/29/90)	15	16	\$Warren Kidd at Tennessee Tech (1/23/93)	21	16
Jeff Clifton vs. Grambling (12/4/90)	21	10	@Warren Kidd at SE Missouri State (1/30/93)	10	17
Warren Kidd at Memphis State (12/8/90)	18	10	@Warren Kidd at Murray State (2/1/93)	12	18
*Warren Kidd at Alcorn State (12/15/90)	10	11	@Warren Kidd vs. Oral Roberts (2/6/93)	25	19
*Warren Kidd vs. Georgia Southern (12/20/90)	20	16	@Warren Kidd vs. UT Martin (2/8/93)	12	17
\$Quincy Vance vs. Samford (12/29/90)	14	10	@Warren Kidd at Tennessee State (2/11/93)	25	10
#\$Quincy Vance vs. FIU (1/7/91)	27	13	*Warren Kidd vs. Tennessee Tech (2/15/93)	20	18
#&Warren Kidd vs. FIU (1/7/91)	13	17	*Warren Kidd at Morehead State (2/20/93)	11	13
#\$Quincy Vance vs. Austin Peay (1/12/91)	14	16	*Warren Kidd vs. Southeast Missouri St. (2/27/93)	19	20





- DOUBLE-DOUBLES -

*Warren Kidd vs. Murray State (3/1/93)	22	19	*William Pippen vs. Western Kentucky (1/4/03)	21	10
Brent Secrest vs. Ala.-Huntsville (12/11/93)	10	10	*William Pippen at Arkansas State (1/8/03)	13	11
Bobby Clark at Southern Univ. (1/6/94)	11	12	Tommy Gunn at Louisiana (1/25/03)	18	11
Milton Dean vs. Tennessee Tech (1/29/94)	23	13	William Pippen vs. IP-Ft. Wayne (1/28/03)	23	12
Chad Wampler vs. Morehead State (2/26/94)	10	11	William Pippen vs. Arkansas State (2/13/03)	19	10
#Roni Bailey vs. Valdosta State (12/10/94)	15	10	Kyle Young vs. Tennessee Wesleyan (12/13/03)	10	11
#Shawn Driskill vs. Valdosta State (12/10/94)	10	11	Michael Cuffee vs. Western Kentucky (2/26/04)	16	12
David Washington vs. Tennessee Tech (1/28/95)	15	13	Tommy Gunn vs. FIU (3/1/04)	12	10
#Roni Bailey vs. Tennessee State (2/18/95)	16	11	#Michael Cuffee vs. Tennessee Wesleyan (12/2/04)	11	14
*Bobby Clark vs. Tennessee State (2/18/95)	10	14	*#Marcus Morrison vs. Tennessee Wesleyan (12/2/04)	15	10
#Roni Bailey at Southern Univ. (2/22/95)	13	12	*Marcus Morrison vs. Tennessee State (12/5/04)	16	11
#Paul Washington at Southern Univ. (2/22/95)	19	10	Michael Cuffee vs. Auburn (12/21/04)	12	13
Paul Washington at Morehead State (2/25/95)	16	11	Steve Thomas vs. VCU (1/2/05)	15	10
Tim Gaither at Eastern Kentucky (2/27/95)	20	10 a	#Marcus Morrison at Arkansas State (1/13/05)	10	11
Aylton Tesch at Texas Christian (11/30/95)	15	13	*#Michael Cuffee at Arkansas State (1/13/05)	24	10
Roni Bailey vs. New Orleans (12/16/95)	13	11	*Michael Cuffee at UALR (1/15/05)	15	10
\$Aylton Tesch vs. Wisconsin-Parkside (1/2/96)	10	10	*Steve Thomas at New Mexico State (1/27/05)	11	10
\$Aylton Tesch vs. Austin Peay (1/6/96)	20	16	*Steve Thomas at Louisiana (1/29/05)	19	10
\$Aylton Tesch at Tennessee Tech (1/11/96)	20	12	Steve Thomas vs. Arkansas State (2/17/05)	11	10
Aylton Tesch at Morehead State (1/20/96)	16	10	Steve Thomas at Western Kentucky (2/24/05)	20	11
Aylton Tesch vs. Southern University (1/24/96)	16	12	Michael Cuffee at FIU (2/28/05)	19	10
Aylton Tesch vs. Murray State (1/29/96)	13	10	Steve Thomas vs. New Mexico State (3/4/05)	17	17
*Aylton Tesch vs. Morehead State (2/19/96)	17	11	Kyle Young at Indiana State (11/26/05)	13	11
*Aylton Tesch at Murray State (2/24/96)	12	10	Marcus Morrison vs. Freed-Hardeman (12/18/05)	20	10
Roni Bailey vs. Montreat College (11/27/96)	19	10	Kyle Young at No. 10 Louisville (12/20/05)	10	12
Roni Bailey vs. Murray State (12/2/96)	22	10	Marcus Morrison at Tennessee State (12/31/05)	15	11
Roni Bailey at Murray State (1/25/97)	22	10	Marcus Morrison vs. Arkansas State (1/12/06)	14	13
Richard Duncan vs. SE Missouri State (2/25/97)	13	10 a	Tim Blue vs. South Dakota State (2/13/06)	20	11
#Aylton Tesch at Tennessee Tech (12/6/97)	10	11	Tim Blue vs. Indiana State (11/30/06)	14	11
#Mantia Callender at Tennessee Tech (12/6/97)	13	11	Kevin Kanaskie at Florida Atlantic (1/10/07)	19	12
Aylton Tesch vs. Carson-Newman (12/18/97)	15	12	Kevin Kanaskie vs. Louisiana (1/27/07)	18	13
*Aylton Tesch vs. Murray State (1/3/98)	16	16	Theryn Hudson vs. Denver (2/1/07)	10	10
*Aylton Tesch vs. UT-Martin (1/5/98)	11	11	Desmond Yates at ULM (1/24/08)	12	10
*Aylton Tesch at Eastern Kentucky (1/22/98)	17	10	Desmond Yates at Louisiana (1/31/08)	17	11
*Aylton Tesch at Morehead State (1/24/98)	17	12	Desmond Yates at FIU (2/9/08)	12	10
*Aylton Tesch at UT-Martin (1/31/98)	13	11	Kevin Kanaskie vs. Trevecca (11/14/08)	22	11
*Aylton Tesch vs. Eastern Illinois (2/5/98)	34	14	Desmond Yates vs. Troy (12/11/08)	27	13
Mantia Callender vs. SE Missouri State (2/7/98)	11	14	Montarrio Haddock vs. Arkansas State (1/22/09)	17	12
Aylton Tesch vs. Eastern Kentucky (2/19/98)	12	11	Demetrius Green vs. ULM (1/31/09)	15	11
Mantia Callender vs. Morehead State (2/21/98)	10	13	Montarrio Haddock at Troy (2/12/09)	19	12
Aylton Tesch vs. Eastern Kentucky (2/24/98)	10	11	Eric Allen at Florida Atlantic (2/21/09)	17	11
*Lee Nosse vs. Austin Peay (2/13/99)	25	11	Montarrio Haddock vs. SIU Edwardsville (12/13/09)	18	11
*Lee Nosse at Morehead State (2/18/99)	16	10	Montarrio Haddock vs. FIU (1/14/10)	23	10
Richard Duncan at Eastern Kentucky (2/20/99)	13	12 s	Kyle Hunt vs. Tennessee Temple (11/12/10)	17	12
Bryant Mitchell vs. St. Francis (11/17/00)	12	11	JT Sulton at SIUE (12/4/10)	13	11
Iiro Tenngren vs. Rice (12/4/01)	15	11	Shawn Jones vs. Furman (12/12/10)	13	10
Lee Nosse vs. Tennessee State (12/8/01)	17	12	Trevor Ottley at FIU (1/29/11)	10	12
Lee Nosse at New Orleans (12/30/01)	12	10	Trevor Ottley at Troy (2/17/11)	16	12
Lee Nosse vs. New Mexico State (1/10/02)	19	15	JT Sulton vs. UALR (3/7/11)	21	11
Lee Nosse at IP-Ft. Wayne (1/31/02)	22	11	JT Sulton at Loyola Marymount (11/13/11)	11	13
Lee Nosse vs. UT-Pan American (2/4/02)	25	12	LaRon Dendy at UCLA (11/15/11)	16	13
Napoleon Rhodes at UNC Greensboro (11/30/02)	16	20	Marcos Knight vs. Belmont (11/20/11)	17	11
John Humphrey vs. Tennessee Tech (12/4/02)	14	12	#LaRon Dendy vs. Akron (12/4/11)	19	11
William Pippen vs. IUPUI (12/7/02)	18	10	#JT Sulton vs. Akron (12/4/11)	16	11



- DOUBLE-DOUBLES -

LaRon Dendy vs. FIU (12/29/11)	11	10	*JaCorey Williams vs. Charlotte (02/11/17)	21	10
*LaRon Dendy vs. South Alabama (12/31/11)	21	11	#Reggie Upshaw at WKU (02/16/17)	19	11
LaRon Dendy vs. WKU (2/9/12)	26	14	##*JaCorey Williams at WKU (02/16/17)	20	10
LaRon Dendy vs. Florida Atlantic (2/18/12)	20	10	Reggie Upshaw vs. Florida Atlantic (03/04/17)	11	10
LaRon Dendy vs. Marshall (3/13/12)	18	13	Tyrik Dixon vs. FGCU (11/21/17)	12	10
Bruce Massey at Tennessee (3/19/12)	20	10	Nick King at FGCU (12/2/17)	32	11
Shawn Jones vs. UCF (11/20/12)	18	13	Nick King vs. USC (12/23/17)	28	11
Shawn Jones vs. Texas Southern (11/24/12)	21	12	\$Nick King at FIU (1/4/18)	17	10
Shawn Jones vs. FIU (12/29/12)	15	13	\$Nick King at Florida Atlantic (1/6/18)	16	11
Marcos Knight vs. Arkansas State (2/7/13)	15	11	\$Nick King vs. LA Tech (1/11/18)	22	10
Marcos Knight vs. FIU (3/10/13)	13	11	Brandon Walters vs. UTEP (1/27/18)	17	12
Reggie Upshaw vs. North Florida (11/13/13)	12	10	*Nick King at Old Dominion (2/1/18)	17	11
*Shawn Jones vs. Akron (11/16/13)	24	12	*Nick King at Charlotte (2/3/18)	24	12
*Shawn Jones vs. UALR (11/18/13)	19	12	\$Nick King vs. North Texas (2/10/18)	32	11
Jacquez Rozier at Murray State (11/26/13)	12	10	\$Nick King at Southern Miss (2/15/18)	20	11
Shawn Jones vs. Belmont (12/03/13)	21	11	#\$Nick King at LA Tech (2/17/18)	25	10
Shawn Jones at Ole Miss (12/14/13)	18	15	#Brandon Walters at LA Tech (2/17/18)	11	11
Shawn Jones vs. Maine (N) (12/29/13)	16	20	Brandon Walters vs. WKU (3/1/18)	17	11
Shawn Jones at Tennessee State (01/07/14)	14	11	Nick King vs. Vermont (3/13/18)	16	12
*Shawn Jones vs. East Carolina (01/30/14)	22	11	*Reggie Scurry vs. Lees-McRae (11/6/18)	19	11
*Shawn Jones vs. Old Dominion (02/01/14)	20	10	#Karl Gamble vs. Milligan (11/9/18)	16	12
Shawn Jones vs. Tulane (02/13/14)	17	10	##*Reggie Scurry vs. Milligan (11/9/18)	13	12
Shawn Jones at UAB (03/06/14)	16	18	Karl Gamble vs. FIU (1/3/19)	12	11
Neiko Hunter vs. Tulsa (03/14/14)	19	10	Reggie Scurry at Rice (1/24/19)	22	12
Jacquez Rozier vs. Murray St. (11/18/14)	15	11	Reggie Scurry at UAB (2/2/19)	17	10
Reggie Upshaw vs. Northern Arizona (11/25/14)	12	11	Karl Gamble at Marshall (2/16/19)	11	10
Reggie Upshaw at UTEP (01/31/15)	15	11	Karl Gamble vs. UAB (3/9/19)	18	13
Reggie Upshaw at Rice (02/12/15)	13	13			
Reggie Upshaw at FAU (03/07/15)	20	11	# Same game		
Reggie Upshaw vs. VCU (12/02/15)	15	12	* Back to back games		
Giddy Potts vs. South Alabama (12/05/15)	17	14	\$ Three games in a row		
Reggie Upshaw vs. Auburn (12/12/15)	21	13	& Four games in a row		
Reggie Upshaw at Georgia State (12/22/15)	18	10	@ Five games in a row		
Reggie Upshaw vs. Trevecca (12/30/15)	32	12	! Six Games in a row		
Reggie Upshaw vs. UTEP (01/07/16)	12	12	^ Seven games in a row		
#Perrin Buford vs. North Texas (01/21/16)	16	11			
#Reggie Upshaw vs. North Texas (01/21/16)	15	10			
Reggie Upshaw at WKU (01/30/16)	11	10			
Reggie Upshaw at LA Tech (02/11/16)	13	12			
Giddy Potts vs. WKU (02/25/16)	19	12			
Perrin Buford at Florida Atlantic (03/03/16)	18	11			
Reggie Upshaw at FIU (03/05/16)	22	13			
Reggie Upshaw vs. Milligan (11/11/16)	21	13			
JaCorey Williams vs. Evansville (11/27/16)	25	10			
Reggie Upshaw at Ole Miss (11/30/16)	15	10			
\$JaCorey Williams vs. Vanderbilt (12/08/16)	13	10			
\$JaCorey Williams at Belmont (12/14/16)	18	11			
\$JaCorey Williams at VCU (12/17/16)	17	14			
*JaCorey Williams at North Texas (01/07/17)	16	10			
*JaCorey Williams vs. Marshall (01/12/17)	16	11			
Reggie Upshaw vs. WKU (01/14/17)	19	10			
\$JaCorey Williams vs. LA Tech (01/28/17)	19	11			
\$JaCorey Williams at UTSA (02/02/17)	17	11			
\$JaCorey Williams at UTEP (02/04/17)	24	10			





- OVERTIME GAMES -

SINGLE OT

Opponent/Date

vs. Austin Peay (1955-56)
 vs. Lipscomb (1955-56)
 at Tennessee Tech (1/12/57)
 at Lipscomb (2/2/57)
 at Austin Peay (12/13/57)
 at Tennessee Tech (2/15/58)
 vs. Austin Peay (12/15/60)
 vs. Centenary (12/30/60)
 vs. Lipscomb (1/12/61)
 vs. Stetson (12/1/61)
 vs. East Tennessee (1/6/62)
 vs. Tennessee Tech (2/19/62)
 at Florence State (12/3/62)
 vs. Eastern Kentucky (2/20/63)
 vs. Tennessee Tech (1/27/64)
 vs. UT Martin (12/3/64)
 at Murray State (2/24/65)
 vs. Chattanooga (12/12/66)
 vs. Murray State (1/18/67)
 at Oglethorpe (12/30/67)
 vs. Morehead State (1/11/68)
 vs. Austin Peay (1/26/74)
 vs. Chattanooga (12/18/76)
 at Mercer (1/3/77)
 vs. Tennessee Tech (2/5/77)
 vs. Eastern Kentucky (2/4/78)
 vs. Morehead State
 at Western Kentucky (1/19/79)
 vs. Mercer (2/8/79)
 vs. Tennessee Tech (2/10/79)
 vs. Austin Peay (2/19/79)
 vs. South Alabama (12/3/81)
 vs. Samford (12/21/81)
 vs. Detroit (12/30/81)
 at Tennessee State (1/16/82)
 vs. Murray State (3/5/82)
 vs. Akron (1/21/84)
 vs. Georgia College (11/23/84)
 at Tennessee State (2/13/85)
 at Eastern Kentucky (2/18/85)
 at Tennessee Tech (1/6/86)
 at UAB (12/30/86)
 vs. Youngstown State (2/9/87)
 vs. Tennessee Tech (1/13/88)
 vs. Colorado (12/30/88)
 vs. Austin Peay (2/13/89)
 vs. Cleveland State (12/18/89)
 vs. Georgia Southern (12/20/90)
 at Tennessee Tech (1/20/92)
 vs. Southern (1/2/93)
 vs. Southeast Missouri (2/27/93)
 vs. Murray State (3/1/93)
 at Texas Christian (12/7/93)
 at Tennessee-Martin (2/3/94)
 vs. Vanderbilt (2/1/95)
 vs. Tennessee State (2/18/95)
 at Southern (2/22/95)

Result

L, 81-85
 L, 75-76
 W, 85-80
 W, 75-73
 W, 78-74
 L, 69-73
 W, 83-79
 L, 67-76
 L, 66-68
 W, 77-76
 W, 58-55
 L, 63-64
 W, 86-77
 W, 78-71
 L, 57-61
 W, 94-89
 L, 89-91
 L, 105-107
 L, 93-96
 W, 77-75
 W, 93-88
 W, 90-87
 L, 73-75
 W, 59-55
 W, 98-91
 W, 74-73
 W, 99-97
 L, 70-72
 L, 61-64
 L, 72-76
 W, 58-56
 W, 71-69
 W, 67-63
 W, 64-62
 W, 70-68
 W, 56-54
 W, 52-50
 W, 65-63
 W, 70-65
 L, 67-69
 W, 79-77
 L, 91-93
 W, 88-79
 W, 69-67
 W, 107-105
 W, 111-105
 L, 65-67
 W, 80-76
 L, 90-99
 W, 70-69
 L, 63-67
 W, 79-74
 L, 56-65
 L, 64-70
 W, 93-90
 W, 77-76
 W, 65-63

at Eastern Kentucky (2/27/95)
 vs. Tennessee Tech (2/15/96)
 vs. Murray State (1/3/98)
 at Austin Peay (2/12/98)
 at Tennessee Tech (1/12/99)
 vs. Tennessee-Martin (1/28/99)
 at Rice (12/4/00)
 vs. New Orleans (3/2/01)
 at Austin Peay (12/21/02)
 at UALR (1/11/03)
 vs. Arkansas State (1/15/04)
 at New Orleans (2/24/04)
 vs. Delaware (12/22/04)
 at Western Kentucky (2/24/05)
 at Indiana State (1/12/05)
 vs. South Dakota State (2/13/06)
 vs. Toledo (11/18/06)
 at Austin Peay (12/20/06)
 vs. South Alabama (3/4/07)
 vs. Belmont (12/12/07)
 vs. New Orleans (1/19/08)
 at Arkansas State (2/4/08)
 at North Texas (12/31/08)
 at SIUE (12/4/10)
 at Louisiana (1/8/11)
 at Troy (2/17/11)
 at Akron (12/2/12)
 at Arkansas State (1/3/13)
 vs. Maine (12/29/13)
 vs. UAB (1/11/14)
 at South Alabama (12/6/14)
 vs. Old Dominion (1/22/15)
 vs. Auburn (12/12/15)
 vs. Toledo (11/26/16)
 at FIU (1/4/18)
 vs. Southern Miss (3/8/18)

W, 82-78
 L, 71-77
 W, 76-71
 L, 69-73
 L, 69-75
 W, 80-78
 W, 77-73
 L, 61-66
 L, 71-79
 L, 62-71
 W, 92-86
 W, 78-75
 W, 73-69
 L, 83-85
 L, 79-85
 W, 89-82
 L, 69-75
 L, 63-64
 W, 63-60
 W, 86-80
 L, 75-82
 W, 89-86
 W, 89-80
 W, 73-64
 W, 93-91
 L, 65-69
 L, 82-77
 L, 66-60
 L, 89-85
 W, 89-84
 W, 68-67
 W, 68-58
 W, 88-81
 W, 73-70
 W, 71-66
 L, 68-71

DOUBLE OT

Opponent/Date

vs. Eastern Kentucky (1/13/69)
 at Tennessee Tech (3/3/88)
 vs. Arkansas State (12/22/88)
 at Belmont (12/7/10)
 vs. Belmont (11/20/11)
 at Rice (2/12/15)

Result

L, 89-90
 W, 92-89
 W, 93-92
 L, 87-88
 L, 84-87
 L, 68-71

TRIPLE OT

Opponent/Date

at Western Kentucky (2/21/80)
 vs. New Mexico State (1/10/02)
 at UAB (2/28/15)

Result

L, 79-81
 L, 88-94
 L, 95-100

QUADRUPLE OT

Opponent/Date

Tennessee Tech (2/12/00)

Result

W, 108-104



- 100-POINT GAMES -

MIDDLE TENNESSEE

Opponent/Date	Result
vs. Milligan (1950-51)	106-93
vs. Sewanee (1953-54)	100-78
vs. Belmont (1954-55)	109-99
vs. Bethel (1954-55)	106-87
vs. Eastern Kentucky (2/08/57)	104-109
vs. David Lipscomb (12/1/59)	109-73
at East Tennessee (2/22/60)	106-123
at East Tennessee (1/7/61)	100-90
vs. Tennessee Tech (1/16/65)	100-109
vs. Austin Peay (1/23/65)	125-95
vs. Chattanooga (2/06/66)	100-101
vs. East Tennessee (2/19/66)	102-96
vs. UT Martin (12/1/66)	108-94
vs. Florence State (12/3/66)	111-79
vs. Chattanooga (12/12/66)	105-107
vs. UT Martin (2/1/67)	100-83
vs. Oral Roberts (12/2/68)	115-98
vs. Bethel (12/5/68)	101-83
at UT Martin (12/7/68)	103-89
vs. Athens College (1/2/69)	111-86
vs. MacMurray (1/10/72)	113-75
vs. St. Bernard (12/1/73)	108-73
vs. VCU (12/11/73)	102-80
vs. Cal State-Sonoma (12/13/73)	105-76
vs. Texas Wesleyan (1/5/74)	109-62
vs. Buffalo State (1/9/74)	104-69
vs. WKU (2/2/73)	100-89
vs. Presbyterian (12/19/74)	115-64
vs. Austin Peay (1/27/75)	101-70
at WKU (2/1/75)	102-95
vs. Tennessee Tech (2/8/75)	102-83
vs. Westmar (12/20/80)	104-66
vs. Miles College (12/8/84)	103-69
vs. Belmont (12/7/85)	100-71
vs. Freed-Hardeman (1/2/86)	118-52
at Morehead State (1/18/85)	107-73
vs. Cumberland (12/11/86)	106-76
vs. Lincoln Memorial (12/17/86)	116-92
at Tennessee Tech (1/5/86)	114-79
vs. Tennessee Tech (2/2/87)	116-65
vs. Kennesaw State (1/2/88)	103-71
at Morehead State (1/30/88)	100-85
vs. Morehead State (2/15/87)	109-95
vs. Tennessee Wesleyan (12/8/88)	143-68
vs. Alabama State (12/10/88)	111-83
vs. Colorado (12/30/88)	107-105
vs. Morehead State (1/23/89)	108-68
at Tennessee State (2/4/89)	104-71
vs. Austin Peay (2/13/89)	111-105
vs. Tusculum (11/30/89)	104-56
at Austin Peay (2/17/90)	100-78
at Alabama State (2/22/90)	110-90
vs. Tennessee State (2/24/90)	111-97
at Grambling State (2/6/91)	114-85
at Tennessee State (2/9/91)	112-90
vs. Oral Roberts (1/2/91)	100-78
vs. Sue Bennett (12/29/96)	127-70

at Tennessee State (2/19/00)	100-85
vs. North Texas (1/6/01)	105-71
vs. Bryan College (11/17/01)	115-59
vs. Houston Baptist (2/13/10)	109-79
vs. Fisk (12/9/13)	115-65
vs. Tennessee Temple (12/17/13)	102-52
vs. Milligan (11/11/16)	102-64
vs. Trevecca (11/10/17)	104-52
vs. Milligan (11/9/18)	102-70

OPPONENT

Opponent/Date	Result
vs. Murray State (1949-50)	59-100
vs. Eastern Kentucky (1952-53)	63-101
vs. Murray State (1953-54)	83-105
vs. Murray State (1954-55)	80-104
vs. Eastern Kentucky (1954-55)	84-108
vs. Morehead State (1954-55)	68-123
vs. SE Oklahoma (1954-55)	67-120
vs. Western Kentucky (1955-56)	85-100
vs. Eastern Kentucky (2/18/57)	104-109
at Morehead State (1/5/59)	78-101
at Western Kentucky (2/28/59)	85-110
at Eastern Kentucky (1/30/60)	77-100
vs. Western Kentucky (2/6/60)	89-109
at East Tennessee (2/22/60)	106-123
at Western Kentucky (2/27/60)	80-109
at Eastern Kentucky (2/21/62)	69-113
at Morehead State (12/8/62)	59-103
at Eastern Kentucky (2/2/63)	81-116
vs. Murray State (2/6/63)	73-109
at Loyola Chicago (12/14/64)	85-117
vs. Western Kentucky (12/21/64)	65-100
vs. Tennessee Tech (1/16/65)	100-109
at Western Kentucky (1/30/65)	84-134
at Chattanooga (2/20/65)	77-101
at East Tennessee (2/24/65)	74-106
vs. Chattanooga (2/7/66)	100-101
at Murray State (2/9/66)	81-107
vs. Tennessee Tech (2/21/66)	77-108
vs. Chattanooga (12/12/66)	105-107
at Chattanooga (2/6/67)	87-106
at East Tennessee (2/12/67)	74-100
at Morehead State (2/10/68)	74-106
vs. Pennsylvania (11/29/74)	74-101
at Chattanooga (1/31/77)	90-101
at Alabama (11/29/82)	58-103
vs. Colorado (12/30/88)	105-107
vs. Austin Peay (2/13/89)	105-111
at Morehead State (2/18/89)	99-101
vs. Virginia (3/18/89)	88-104
at Alabama State (1/3/90)	97-107
vs. Tennessee Tech (1/8/90)	75-100
vs. Murray State (2/12/94)	86-116
vs. TCU (12/21/94)	78-100
at Kansas (12/13/97)	68-103
at Tennessee (11/20/07)	40-109
at UAB (2/28/15)	95-100



- YEARLY LEADERS -

SCORING

Year	Player	Pts	Avg
1952	Harry Gupton	308	9.6
1953	Ken Trickey	363	13.0
1954	Render Carden	374	14.4
1955	Render Carden	375	14.4
1956	Douglas Shrader	375	17.9
1957	John Price	381	15.2
1958	Bob Williamson	364	17.3
1959	Bob Burden	417	16.0
1960	Bob Burden	434	19.7
1961	Bob Burden	391	17.0
1962	Paul Holland	254	14.1
1963	Larry Stewart	425	17.7
1964	Larry Stewart	391	18.6
1965	Billy Martin	351	14.6
1966	Bobby Gardner	433	18.0
1967	Bobby Gardner	376	15.0
1968	Willie Brown	556	23.2
1969	Willie Brown	605	23.3
1970	Jim Drew	324	13.0
1971	Herman Sykes	443	17.0
1972	Herman Sykes	498	19.2
1973	Jimmy Powell	442	17.7
1974	Fred Allen	430	16.5
1975	George Sorrell	477	17.0
1976	Tim Sisneros	618	22.1
1977	Bob Martin	519	17.9
1978	Sleepy Taylor	469	18.0
1979	Greg Joyner	544	20.9
1980	Jerry Beck	405	15.6
1981	Jerry Beck	467	17.3
1982	Jerry Beck	525	17.5
1983	Doug Lipscomb	346	12.8
1984	Russell Smith	325	12.0
1985	Kim Cooksey	537	17.3
1986	Kim Cooksey	623	18.9
1987	Dwayne Rainey	427	14.7
	Andrew Tunstill	427	14.7
1988	Chris Rainey	565	16.6
1989	Randy Henry	604	19.5
1990	Kevin Wallace	362	13.9
1991	Robert Taylor	445	15.3
1992	Robert Taylor	445	16.5
1993	Robert Taylor	399	22.2
1994	Milton Dean	597	22.1
1995	Tim Gaither	369	14.2
1996	Nod Carter	407	15.1
1997	Nod Carter	520	16.8
1998	Aylton Tesch	366	13.6
1999	Cedrick Wallace	384	12.8
2000	Fernando Ortiz	429	15.3
2001	Iiro Tenngren	258	9.6
2002	Lee Nosse	366	12.6
2003	Tommy Gunn	477	15.9
2004	Mike Dean	372	16.2
2005	Mike Dean	403	14.4
2006	Adam Vogelsberg	348	12.4
2007	Kevin Kanaskie	390	12.2
2008	Desmond Yates	511	16.0
2009	Desmond Yates	550	17.2

2010	Desmond Yates	365	14.0
2011	James Washington	404	14.0
2012	LaRon Dendy	497	14.6
2013	Marcos Knight	429	12.6
2014	Shawn Jones	467	14.2
2015	Reggie Upshaw	358	9.9
2016	Giddy Potts	418	14.9
2017	JaCorey Williams	621	17.3
2018	Nick King	694	21.0
2019	Antonio Green	573	17.9

REBOUNDING

Year	Player	Reb	Avg
1952	Ray Cox	327	10.2
1953	Ken Trickey	108	3.9
1954	Render Carden	176	6.8
1955	Render Carden	309	11.9
1956	Render Carden	243	11.6
1957	Jerry Hurst	316	12.6
1958	Bob Williamson	261	12.4
1959	Bob Burden	228	8.8
1960	Bob Burden	225	10.2
1961	Bob Burden	220	9.6
1962	Bennett Jent	207	11.5
1963	Bennett Jent	330	13.8
1964	Ray Kempf	197	9.4
1965	Jim Spencer	201	8.4
1966	Ed Cannon	316	13.2
1967	Ed Cannon	264	10.6
1968	Ken Riley	338	14.1
1969	Booker Brown	429	16.5
1970	Ken Riley	289	11.1
1971	Ken Riley	297	11.4
1972	Chester Brown	250	9.6
1973	Jimmy Powell	171	6.8
1974	George Sorrell	278	10.7
1975	George Sorrell	373	13.3
1976	Tim Sisneros	276	9.9
1977	Bob Martin	245	8.4
1978	Bob Martin	202	7.8
1979	Greg Joyner	222	8.5
1980	Jerry Beck	234	9.0
1981	Jerry Beck	265	9.8
1982	Jerry Beck	280	9.3
1983	Doug Lipscomb	228	8.4
1984	Doug Lipscomb	211	7.8
1985	Kerry Hammonds	247	8.0
1986	Kerry Hammonds	244	7.6
1987	Dwayne Rainey	258	8.9
1988	Dwayne Rainey	312	9.2
1989	Kerry Hammonds	319	10.3
1990	Quincy Vance	229	8.5
1991	Warren Kidd	370	12.3
1992	Warren Kidd	292	10.8
1993	Warren Kidd	386	14.8
1994	Bobby Clark	149	5.5
1995	Roni Bailey	165	6.1
1996	Aylton Tesch	232	8.6
1997	Roni Bailey	189	6.1
1998	Aylton Tesch	235	8.7
1999	Lee Nosse	150	5.4



- YEARLY LEADERS -

2000	Cedrick Wallace	130	4.6
2001	Bryant Mitchell	133	4.9
2002	Lee Nosse	218	7.5
2003	William Pippen	179	6.0
2004	Michael Cuffee	150	5.8
2005	Steve Thomas	180	7.5
2006	Marcus Morrison	153	5.7
2007	Tim Blue	166	5.2
2008	Theryn Hudson	158	5.4
2009	Montarrio Haddock	161	5.2
2010	Monatrrio Haddock	183	5.7
2011	Trevor Ottley	166	5.2
2012	LaRon Dendy	243	7.1
2013	Marcos Knight	196	5.8
2014	Shawn Jones	279	8.5
2015	Reggie Upshaw	251	7.0
2016	Reggie Upshaw	298	8.5
2017	JaCorey Williams	264	7.3
2018	Nick King	278	8.4
2019	Karl Gamble	201	6.3

FIELD GOALS MADE

Year	Player	Pct	FG-Att
1952	Harry Gupton	.368	124-337
1953	Ken Trickey	.293	130-444
1954	Render Carden	.425	139-327
1955	Render Carden	.427	140-328
1956	Douglas Shrader	.396	139-351
1957	Jerry Hurst	.371	119-321
1958	Frank Davis	.418	131-313
1959	Bob Burden	.411	153-372
1960	Bob Burden	.383	143-373
1961	Bob Burden	.375	128-341
1962	Paul Holland	.359	94-262
1963	Larry Stewart	.445	165-371
1964	Larry Stewart	.418	160-383
1965	Billy Martin	.410	130-317
1966	Bobby Gardner	.436	175-401
1967	Bobby Gardner	.385	144-374
1968	Willie Brown	.422	229-543
1969	Willie Brown	.396	239-603
1970	Ken Riley	.490	128-261
1971	Herman Sykes	.391	166-427
1972	Herman Sykes	.475	183-385
1973	Steve Peeler	.512	148-289
1974	Jimmy Powell	.493	177-359
1975	George Sorrell	.543	197-363
1976	Tim Sisneros	.570	257-451
1977	Bob Martin	.574	201-350
1978	Greg Joyner	.560	183-327
1979	Greg Joyner	.525	223-425
1980	Leroy Coleman	.478	165-345
1981	Rick Campbell	.506	179-354
1982	Rick Campbell	.506	221-437
1983	LaRae Davis	.403	129-320
1984	LaRae Davis	.462	127-275
1985	Kim Cooksey	.469	228-486
1986	Kim Cooksey	.472	278-589
1987	Dwayne Rainey	.520	169-325
1988	Randy Henry	.524	197-376
1989	Randy Henry	.548	267-487

1990	Kevin Wallace	.422	133-315
1991	Warren Kidd	.700	173-247
1992	Warren Kidd	.664	156-235
1993	Warren Kidd	.630	167-265
1994	Milton Dean	.397	212-534
1995	Tim Gaither	.369	120-325
1996	Nod Carter	.434	125-288
1997	Roni Bailey	.494	177-358
1998	Freddie Martinez	.422	117-277
1999	Cedrick Wallace	.431	134-311
2000	Fernando Ortiz	.444	143-322
2001	Iiro Tenngren	.438	99-226
2002	Lee Nosse	.531	135-254
2003	William Pippen	.557	196-352
2004	Tommy Gunn	.476	151-317
2005	Michael Cuffee	.498	158-317
2006	Francis Cuyler	.385	109-283
2007	Desmond Yates	.536	141-263
2008	Desmond Yates	.575	200-348
2009	Desmond Yates	.579	228-394
2010	Montarrio Haddock	.489	153-313
2011	Jason Jones	.476	146-307
2012	LaRon Dendy	.530	175-330
2013	Marcos Knight	.447	155-347
2014	Shawn Jones	.577	183-317
2015	Reggie Upshaw	.440	131-298
2016	Reggie Upshaw	.497	185-372
2017	JaCorey Williams	.533	258-484
2018	Nick King	.495	259-523
2019	Antonio Green	.376	196-521

FIELD GOAL PERCENTAGE

Year	Player	Pct	FG-Att
1952	Harry Gupton	.368	124-337
1953	Ken Trickey	.293	130-444
1954	Render Carden	.425	139-327
1955	Render Carden	.427	140-328
1956	Douglas Shrader	.396	139-351
1957	Bob Williamson	.489	86-176
1958	Bob Williamson	.419	124-296
1959	Don Smith	.457	84-184
1960	Paul Holland	.412	91-221
1961	Bennett Jent	.463	114-246
1962	Ed Newton	.373	76-204
1963	Larry Stewart	.445	165-371
1964	Jim Spencer	.516	97-188
1965	Mike Milholland	.471	120-255
1966	Bobby Gardner	.436	175-401
1967	Jay Cole	.421	141-335
1968	Ken Riley	.468	131-280
1969	Art Polk	.402	145-361
1970	Ken Riley	.490	128-261
1971	Ken Riley	.494	165-334
1972	Herman Sykes	.475	183-385
1973	Jimmy Powell	.489	206-421
1974	George Sorrell	.557	151-271
1975	George Sorrell	.543	197-363
1976	Tim Sisneros	.570	257-451
1977	Bob Martin	.574	201-350
1978	Bob Martin	.573	130-227
1979	Chris Harris	.540	121-224



- YEARLY LEADERS -

1980	Jerry Beck	.555	157-283	2003	Tommy Gunn	.428	59-138
1981	Jerry Beck	.602	174-289	2004	Mike Dean	.437	62-142
1982	Jerry Beck	.621	180-290	2005	Mike Dean	.333	53-159
1983	Doug Lipscomb	.597	123-206	2006	Adam Vogelsberg	.417	68-163
1984	Russell Smith	.559	118-211	2007	Kevin Kanaskie	.360	67-186
1985	Lonnie Thompson	.477	175-367	2008	Kevin Kanaskie	.374	61-163
1986	Lee Campbell	.634	130-205	2009	Kevin Kanaskie	.325	62-191
1987	Randy Henry	.566	164-290	2010	James Washington	.380	65-171
1988	Leslie Gregory	.565	169-299	2011	James Washington	.396	72-182
1989	Randy Henry	.548	267-487	2012	Raymond Cintron	.432	67-155
1990	Quincy Vance	.552	106-192	2013	Raymond Cintron	.438	71-162
1991	Warren Kidd	.700	173-247	2014	Kerry Hammonds II	.387	67-173
1992	Warren Kidd	.664	156-235	2015	Giddy Potts	.377	46-122
1993	Warren Kidd	.630	167-265	2016	Giddy Potts	.506	79-156
1994	Bobby Clark	.504	170-139	2017	Giddy Potts	.384	76-198
1995	David Washington	.512	103-201	2018	Giddy Potts	.405	85-210
1996	Aylton Tesch	.583	123-211	2019	Antonio Green	.345	105-304
1997	Nod Carter	.501	173-345				
1998	Malachi Allen	.572	79-138				
1999	Dale Thomas	.576	99-172				
2000	Cedrick Wallace	.498	133-267				
2001	Bryant Mitchell	.537	95-177				
2002	Lee Nosse	.531	135-254				
2003	William Pippen	.557	196-352				
2004	Tommy Gunn	.476	151-317				
2005	Michael Cuffee	.498	158-317				
2006	Kyle Young	.651	108-166				
2007	Theryn Hudson	.596	81-136				
2008	Theryn Hudson	.647	108-167				
2009	Desmond Yates	.579	228-394				
2010	Desmond Yates	.507	145-286				
2011	Jason Jones	.476	146-307				
2012	Shawn Jones	.551	98-178				
2013	Neiko Hunter	.516	99-192				
2014	Shawn Jones	.577	183-317				
2015	Jacquez Rozier	.503	90-179				
2016	Perrin Buford	.506	164-324				
2017	JaCorey Williams	.533	258-484				
2018	Brandon Walters	.651	142-218				
2019	Reggie Scurry	.561	142-253				

(min. 2.5 FGM per game)

3-POINT FIELD GOAL PERCENTAGE

Year	Player	Pct	Avg
1987	Chris Rainey	.500	32-64
1988	Chris Rainey	.464	83-179
1989	Chris Rainey	.468	65-139
1990	Kevin Wallace	.400	34-85
1991	Robert Taylor	.368	77-209
1992	Kelvin Hammonds	.458	38-83
1993	Ramond Davis	.430	37-86
1994	Milton Dean	.314	54-172
1995	Tim Gaither	.324	33-102
1996	Nod Carter	.390	53-136
1997	Nod Carter	.438	53-121
1998	K. J. Harden	.411	39-95
1999	Ali McGhee	.399	55-138
2000	Jonathan Whitworth	.505	50-99
2001	Jani Hiltunen	.382	26-68
2002	Tommy Gunn	.383	44-115
2003	Tommy Gunn	.428	59-138
2004	Mike Dean	.437	62-142
2005	Marcus Morrison	.412	40-97
2006	Adam Vogelsberg	.417	68-163
2007	Kevin Kanaskie	.360	67-186
2008	Kevin Kanaskie	.374	61-163
2009	Kevin Kanaskie	.325	62-191
2010	Desmond Yates	.437	31-71
2011	James Washington	.396	72-182
2012	Raymond Cintron	.432	67-155
2013	Raymond Cintron	.438	71-162
2014	JaQawn Raymond	.405	45-111
2015	Giddy Potts	.377	46-122
2016	Giddy Potts	.506	79-156
2017	Xavier Habersham	.453	39-86
2018	Giddy Potts	.405	85-210
2019	Donovan Sims	.362	55-152

(min. 1 3FGM per game)

FREE THROWS MADE

Year	Player	Pct	FT-Att
1952	Ray Cox	.555	71-128
1953	John Price	.651	95-146
1954	Render Carden	.756	96-127
1955	Render Carden	.775	148-191

3-POINT FIELD GOALS MADE

Year	Player	Pct	Avg
1987	Chris Rainey	.500	32-64
1988	Chris Rainey	.464	83-179
1989	Chris Rainey	.468	65-139
1990	Kevin Wallace	.400	34-85
1991	Robert Taylor	.368	77-209
1992	Robert Taylor	.319	51-160
1993	Robert Taylor	.404	61-151
1994	Milton Dean	.314	54-172
1995	Tim Gaither	.324	33-102
1996	Nod Carter	.390	53-136
1997	Torrey Moore	.436	65-149
1998	Freddie Martinez	.407	66-162
1999	Ali McGhee	.399	55-138
2000	Fernando Ortiz	.316	50-158
	Jonathan Whitworth	.505	50-99
2001	Freddie Martinez	.345	50-145
2002	Tommy Gunn	.383	44-115



- YEARLY LEADERS -

1956	Douglas Shrader	.674	97-144
1957	John Price	.683	157-230
1958	Bob Williamson	.712	116-163
1959	Don Smith	.697	131-188
1960	Bob Burden	.729	148-203
1961	Bob Burden	.685	135-197
1962	Paul Holland	.776	66-85
1963	Bennett Jent	.655	95-145
	Larry Stewart	.754	95-126
1964	Ray Kempf	.697	83119
1965	Billy Martin	.717	91-127
1966	Jay Cole	.764	94-123
1967	Bobby Gardner	.727	88-121
1968	Willie Brown	.726	98-135
1969	Willie Brown	.709	127-179
1970	Jim Drew	.677	90-133
1971	Herman Sykes	.816	111-136
1972	Herman Sykes	.759	132-174
1973	Steve Peeler	.717	38-53
1974	George Sorrell	.724	84-116
1975	Sleepy Taylor	.811	99-122
1976	Tim Sisneros	.698	104-149
1977	Bob Martin	.692	117-169
1978	Sleepy Taylor	.806	133-165
1979	Greg Joyner	.797	98-123
1980	Jerry Beck	.791	91-115
1981	Jerry Beck	.778	119-153
1982	Jerry Beck	.733	165-225
1983	Doug Lipscomb	.667	100-150
1984	Russell Smith	.669	89-133
1985	Kerry Hammonds	.672	90-134
1986	Kerry Hammonds	.704	95-135
1987	Dwayne Rainey	.659	89-135
1988	Dwayne Rainey	.710	110-155
1989	Chris Rainey	.816	111-136
1990	Robert Taylor	.792	84-106
1991	Robert Taylor	.768	86-112
1992	Robert Taylor	.829	126-152
1993	Robert Taylor	.822	74-90
1994	Milton Dean	.739	119-161
1995	Tim Gaither	.828	96-116
1996	Aylton Tesch	.633	112-177
1997	Nod Carter	.801	121-151
1998	Aylton Tesch	.687	138-201
1999	Cedrick Wallace	.712	84-118
2000	Fernando Ortiz	.788	93-118
2001	Tommy Gunn	.797	55-69
2002	Lee Nosse	.855	71-83
2003	Tommy Gunn	.822	88-107
2004	Tommy Gunn	.815	106-130
2005	Mike Dean	.779	116-149
2006	Adam Vogelsberg	.908	108-119
2007	Kevin Kanaskie	.772	95-123
2008	Kevin Kanaskie	.795	116-146
2009	Kevin Kanaskie	.855	100-117
2010	James Washington	.775	110-142
2011	James Washington	.864	133-154
2012	LaRon Dendy	.574	135-235
2013	Marcos Knight	.692	101-146
2014	Shawn Jones	.687	101-147
2015	Reggie Upshaw	.648	81-125

2016	Reggie Upshaw	.494	83-168
2017	JaCorey Williams	.696	103-148
2018	Nick King	.732	134-183
2019	Reggie Scurry	.667	80-120

FREE THROW PERCENTAGE

Year	Player	Pct	FT-Att
1952	Harry Gupton	.667	60-90
1953	John Price	.651	95-146
1954	Render Carden	.756	96-127
1955	Render Carden	.775	148-191
1956	Tommy Griffith	.802	69-86
1957	Ted York	.730	81-111
1958	Dickie Baugh	.804	78-97
1959	Ray Hammers	.778	49-63
1960	Don Smith	.847	144-170
1961	Phil Jones	.871	27-31
1962	Paul Holland	.776	66-85
1963	Larry Stewart	.754	95-126
1964	Larry Stewart	.807	71-88
1965	Jack Sutter	.769	70-91
1966	Jack Sutter	.839	73-87
1967	Jay Cole	.758	69-91
1968	Terry Scott	.746	47-63
1969	Steve McElhaney	.763	58-76
1970	Stan Sumrell	.882	60-68
1971	Herman Sykes	.816	111-136
1972	Herman Sykes	.759	132-174
1973	Steve Peeler	.717	38-53
1974	Fred Allen	.739	82-111
1975	Sleepy Taylor	.811	99-122
1976	Fred Allen	.824	89-108
1977	Lewis Mack	.783	101-129
1978	Sleepy Taylor	.806	133-165
1979	Greg Joyner	.797	98-123
1980	Edward Perry	.795	70-88
1981	Jerry Beck	.778	119-153
1982	Maury Mapes	.777	28-36
1983	Edward Perry	.733	44-60
1984	Maury Mapes	.894	42-47
1985	Russell Smith	.740	57-77
1986	Duane Washington	.763	45-59
1987	Duane Washington	.824	75-91
1988	Phil Snell	.868	33-38
1989	Chris Rainey	.816	111-136
1990	Mike Buck	.810	34-42
1991	Greg Christian	.853	29-34
1992	Robert Taylor	.829	126-152
1993	Robert Taylor	.822	74-90
1994	Tim Gaither	.805	91-113
1995	Tim Gaither	.828	96-116
1996	Nod Carter	.881	104-118
1997	Nod Carter	.801	121-151
1998	Kent Ayer	.811	43-53
1999	Gerald King	.826	57-69
2000	Lee Nosse	.892	83-93
2001	Tommy Gunn	.797	55-69
2002	Lee Nosse	.855	71-83
2003	Tommy Gunn	.822	88-107
2004	Tommy Gunn	.815	106-130
2005	Bryan Smithson	.853	58-68





- YEARLY LEADERS -

2006	Adam Vogelsberg	.908	108-119
2007	Nigel Johnson	.836	56-67
2008	Desmond Yates	.805	91-113
2009	Kevin Kanaskie	.855	100-117
2010	Montarrio Haddock	.836	92-110
2011	James Washington	.864	133-154
2012	Raymond Cintron	.907	49-54
2013	Neiko Hunter	.726	53-73
2014	Kerry Hammonds II	.806	100-124
2015	JaQawn Raymond	.827	67-81
2016	Jacob Ivory	.912	31-34
2017	Giddy Potts	.808	84-104
2018	Giddy Potts	.863	69-80
2019	Antonio Green	.874	76-87

(min. 1 FTM per game)

ASSISTS

Year	Player	No.	Avg
1970	Jim Drew	127	4.9
1971	Stan Sumrell	93	3.6
1972	Mason Bonner	77	3.0
1973	Mason Bonner	91	3.8
1974	Jimmy Martin	65	3.3
1975	Jimmy Martin	126	4.5
1976	Lewis Mack	131	4.9
1977	Lewis Mack	144	5.0
1978	Greg Armstrong	82	3.6
1979	Greg Armstrong	131	4.9
1980	Edward Perry	73	2.9
1981	Edward Perry	94	3.5
1982	Edward Perry	86	3.1
1983	LaRae Davis	74	2.7
1984	Mauri Mapes	106	3.9
1985	James Johnson	121	3.9
1986	Duane Washington	197	5.8
1987	Duane Washington	255	8.8
1988	Chris Rainey	149	4.4
1989	Gerald Harris	207	6.7
1990	Gerald Harris	143	5.3
1991	Greg Christian	125	5.2
1992	Kelvin Hammonds	82	3.0
1993	Ramond Davis	64	2.6
	Tim Gaither	64	2.6
1994	Tim Gaither	84	3.2
1995	Tim Gaither	112	4.3
1996	Tim Gaither	78	2.9
1997	Richard Duncan	140	4.5
1998	Richard Duncan	117	4.2
1999	Richard Duncan	142	4.6
2000	Jonathan Whitworth	131	4.7
2001	D'Marius Wilkes	88	3.3
2002	Eric Parham	114	3.9
2003	Eric Parham	113	3.8
2004	Bryan Smithson	113	3.9
2005	Bryan Smithson	96	3.2
2006	Francis Cuyler	76	2.7
2007	Kevin Kanaskie	185	5.8
2008	Nigel Johnson	110	3.4
2009	Kevin Kanaskie	120	3.8
2010	James Washington	126	3.8
2011	James Washington	91	2.8

2012	Bruce Massey	134	3.9
2013	Bruce Massey	111	3.3
2014	Tweety Knight	152	4.6
2015	JaQawn Raymond	75	2.1
2016	Reggie Upshaw	76	2.2
2017	Tyrik Dixon	119	3.3
2018	Tyrik Dixon	100	3.1
2019	Donovan Sims	88	3.0

STEALS

Year	Player	No.	Avg
1981	Rick Campbell	30	1.1
1982	Rick Campbell	39	1.3
1983	LaRae Davis	27	1.0
1984	Doug Lipscomb	18	0.7
	Mauri Mapes	18	0.7
1985	James Johnson	63	2.0
1986	James Johnson	73	2.3
1987	Duane Washington	93	3.2
1988	Gerald Harris	42	1.8
1989	Gerald Harris	40	1.3
1990	Gerald Harris	50	1.9
1991	Jeff Clifton	34	1.3
1992	Kelvin Hammonds	42	1.6
1993	Warren Kidd	34	1.3
1994	Tim Gaither	52	2.0
1995	Tim Gaither	39	1.5
1996	Aylton Tesch	40	1.5
1997	Richard Duncan	49	1.6
	Roni Bailey	49	1.6
	Richard Duncan	49	1.6
1998	Richard Duncan	54	1.9
1999	Richard Duncan	87	2.8
2000	Fernando Ortiz	60	2.1
2001	D'Marius Wilkes	31	1.1
2002	Tommy Gunn	43	1.6
2003	Tommy Gunn	38	1.3
2004	Tommy Gunn	45	1.6
2005	Marcus Morrison	42	1.4
2006	Bud Howard	29	1.1
2007	Nigel Johnson	32	1.0
2008	Kevin Kanaskie	39	1.2
2009	Demetrius Green	32	1.1
2010	James Washington	43	1.3
2011	James Washington	52	1.6
2012	Bruce Massey	54	1.6
2013	Bruce Massey	51	1.5
2014	Tweety Knight	66	2.0
2015	JaQawn Raymond	36	1.0
2016	Reggie Upshaw	51	1.5
2017	Giddy Potts	47	1.3
2018	Giddy Potts	45	1.4
2019	Donovan Sims	45	1.6

BLOCKS

Year	Player	No.	Avg
1981	Lucious Hailey	17	0.6
1982	Lucious Hailey	30	1.0
1983	Raleigh Choice	16	0.6
1984	Russell Smith	23	0.9
1985	Russell Smith	23	0.7



HISTORY/RECORDS

- YEARLY LEADERS -

1986	Jimmy McGill	24	0.9
1987	Jimmy McGill	20	0.9
1988	Leslie Gregory	30	0.9
1989	Chris Ingram	24	0.8
1990	Chris Ingram	23	1.0
1991	Warren Kidd	70	2.3
1992	Warren Kidd	62	2.3
1993	Warren Kidd	53	2.0
1994	Paul Washington	19	0.7
1995	Velvious Goodloe	17	0.6
1996	David Washington	22	0.8
1997	Nod Carter	9	0.3
1998	Mantia Callender	41	1.5
1999	Lee Nosse	55	2.0
2000	Lee Nosse	38	1.4
2001	Iiro Tenngren	20	0.7
2002	Lee Nosse	45	1.6
2003	William Pippen	27	0.9
2004	Alex Weekes	25	0.9
2005	Steve Thomas	17	0.7
2006	Kyle Young	18	0.6
2007	Tim Blue	26	0.8
2008	Theryn Hudson	24	0.8
2009	Dino Hair	13	0.4
	Desmond Yates	13	0.4
2010	Trevor Ottley	42	1.3
2011	Trevor Ottley	37	1.2
2012	LaRon Dendy	48	1.4
2013	Shawn Jones	43	1.3
2014	Shawn Jones	63	1.9
2015	Reggie Upshaw	35	1.0
2016	Perrin Buford	40	1.1
2017	Reggie Upshaw	31	0.9
2018	Brandon Walters	30	0.9
2019	James Hawthorne	26	0.8





- YEAR-BY-YEAR STATS -

Year	Total							Rebounds									
	GP	Min	FG-A	Pct	3FG-A	Pct	FT-A	Pct	O-D-T	Avg	PF-FO	Ast	TO	Blk	Stl	Pts	Avg
1955-56	21	NA	542-1560	.347	NA	.000	531-744	.714	NA-1098	52.3	411-23	NA	NA	NA	NA	1615	76.9
1956-57	25	NA	651-1670	.390	NA	.000	584-881	.663	NA-1236	49.4	497-30	NA	NA	NA	NA	1886	75.4
1957-58	21	NA	569-1578	.361	NA	.000	377-557	.677	NA-1234	58.8	419-17	NA	NA	NA	NA	1515	72.1
1959-60	23	NA	606-1619	.374	NA	.000	580-796	.729	NA-1197	52.0	484-24	NA	NA	NA	NA	1792	77.9
1960-61	23	NA	604-1574	.384	NA	.000	465-718	.648	NA-1159	50.4	453-20	NA	NA	NA	NA	1673	72.7
1961-62	18	NA	438-1220	.359	NA	.000	344-514	.669	NA-922	51.2	355-16	NA	NA	NA	NA	1220	67.8
1962-63	24	NA	653-1683	.388	NA	.000	392-613	.639	NA-1221	50.9	465-27	NA	NA	NA	NA	1698	70.8
1963-64	21	NA	637-1494	.426	NA	.000	399-563	.709	NA-1071	51.0	424-24	NA	NA	NA	NA	1673	79.7
1964-65	24	NA	788-1954	.403	NA	.000	433-643	.673	NA-1351	56.3	556-34	NA	NA	NA	NA	2009	83.7
1965-66	24	NA	685-1796	.381	NA	.000	442-650	.680	NA-1115	46.5	495-18	NA	NA	NA	NA	1812	75.5
1966-67	25	NA	729-1868	.390	NA	.000	430-642	.670	NA-1230	49.2	539-29	NA	NA	NA	NA	1888	75.5
1967-68	24	NA	738-1804	.409	NA	.000	459-712	.645	NA-1295	54.0	475-20	NA	NA	NA	NA	1935	80.6
1968-69	26	NA	849-2180	.389	NA	.000	502-753	.667	NA-1685	64.8	495-27	NA	NA	NA	NA	2200	84.6
1969-70	26	NA	733-1776	.413	NA	.000	451-743	.607	NA-1361	52.3	494-18	NA	NA	NA	NA	1917	73.7
1970-71	26	NA	733-1783	.411	NA	.000	359-548	.655	NA-1239	47.7	438-9	282	NA	NA	NA	1825	70.2
1971-72	26	NA	712-1588	.448	NA	.000	431-705	.611	NA-1034	39.8	457-23	249	NA	NA	NA	1855	71.3
1972-73	25	NA	817-1817	.450	NA	.000	260-420	.619	NA-1126	45.0	546-24	264	460	NA	NA	1894	75.8
1973-74	26	NA	920-1911	.481	NA	.000	398-588	.677	NA-1235	47.5	526-17	358	542	NA	NA	2238	86.1
1974-75	28	NA	979-2095	.467	NA	.000	439-650	.675	NA-1389	49.6	516-16	396	533	NA	NA	2397	85.6
1975-76	28	NA	884-1789	.494	NA	.000	371-515	.720	NA-1093	39.0	509-18	342	532	NA	NA	2139	76.4
1976-77	29	NA	859-1738	.494	NA	.000	475-647	.734	NA-1080	37.2	503-17	364	526	NA	NA	2193	75.6
1977-78	26	NA	739-1445	.511	NA	.000	365-501	.729	NA-906	34.8	470-14	264	447	NA	NA	1843	70.9
1978-79	27	NA	782-1566	.499	NA	.000	448-647	.692	NA-1047	38.8	562-30	391	524	NA	NA	2012	74.5
1979-80	26	NA	706-1474	.479	NA	.000	354-497	.712	NA-869	33.4	459-18	275	365	NA	NA	1766	67.9
1980-81	27	5496	737-1477	.499	NA	.000	392-582	.674	NA-966	35.8	452-13	280	373	50	134	1866	69.1
1981-82	30	6124	756-1577	.479	NA	.000	416-626	.665	NA-1022	34.1	484-18	361	443	69	145	1928	64.3
1982-83	27	5412	733-1669	.439	NA	.000	331-478	.692	NA-1053	39.0	475-15	273	416	35	140	1797	66.6
1983-84	27	5423	705-1478	.477	NA	.000	333-477	.698	NA-891	33.0	390-5	322	371	58	113	1743	64.6
1984-85	31	6217	876-1935	.453	NA	.000	389-591	.658	NA-1157	37.3	631-22	434	429	63	198	2141	69.1
1985-86	34	6910	1160-2284	.508	NA	.000	468-701	.668	NA-1357	39.9	675-27	673	71	74	287	2788	82.0
1986-87	29	5861	986-1985	.497	53-121	.438	462-624	.740	415-685-1100	37.9	574-19	531	393	72	237	2487	85.8
1987-88	34	6884	1048-2162	.485	133-326	.408	534-740	.722	428-853-1281	37.7	645-17	527	489	87	180	2763	81.3
1988-89	31	6298	1086-2216	.490	142-344	.413	496-653	.760	438-793-1231	39.7	685-24	533	413	67	189	2810	90.6
1989-90	27	5309	757-1787	.424	129-394	.327	444-608	.730	337-621-958	35.5	558-22	352	323	69	128	2087	77.3
1990-91	30	6033	901-1965	.459	172-491	.350	462-672	.688	378-837-1215	40.5	617-23	471	461	143	177	2436	81.2
1991-92	27	5408	773-1577	.490	107-301	.355	435-600	.725	333-604-937	34.7	NA	396	455	105	186	2088	77.3
1992-93	26	5285	678-1526	.444	107-301	.355	311-470	.662	326-547-873	33.6	NA	396	455	171	186	1774	68.2
1993-94	27	5120	711-1751	.406	112-390	.287	395-585	.675	376-661-1037	38.4	605-31	306	419	54	226	1929	71.4
1994-95	27	5525	719-1684	.427	93-279	.333	403-612	.658	430-600-1030	38.1	572-16	374	444	70	236	1934	71.6
1995-96	27	5425	709-1549	.458	131-367	.357	449-635	.707	342-608-950	35.2	517-14	377	380	52	157	1998	74.0
1996-97	31	6194	849-1880	.452	261-682	.383	469-656	.715	497-695-1192	38.5	525-8	518	420	40	232	2428	78.3
1997-98	28	5650	690-1540	.448	195-530	.368	409-613	.667	347-622-969	34.6	460-9	413	418	91	230	1984	70.9
1998-99	31	6250	765-1653	.463	205-577	.355	408-566	.721	337-633-970	31.3	552-11	444	540	103	294	2143	69.1
1999-00	28	5700	746-1613	.462	193-533	.362	458-625	.733	338-601-939	33.5	560-16	484	461	101	278	2143	76.5
2000-01	27	5450	646-1469	.440	182-538	.338	316-463	.683	261-581-842	31.2	442-10	420	420	83	179	1790	66.3
2001-02	29	5875	713-1598	.446	205-607	.338	310-451	.687	303-700-1003	34.6	482-14	378	499	98	229	1941	66.9
2002-03	30	6050	740-1589	.466	194-535	.363	379-555	.683	318-738-1056	35.2	598-17	358	492	69	159	2053	68.4
2003-04	29	5848	694-1577	.440	182-483	.377	464-677	.685	322-692-1014	35.0	601-14	329	401	73	185	2034	70.1
2004-05	31	6250	772-1766	.437	195-564	.346	473-676	.700	408-762-1170	37.7	591-18	359	444	70	191	2212	71.4
2005-06	28	5656	679-1550	.438	190-550	.345	429-604	.710	335-637-972	34.7	552-19	369	396	61	183	1977	70.6
2006-07	32	6475	741-1619	.458	146-432	.338	367-524	.700	283-750-1033	32.3	638-18	401	455	91	127	1995	62.3
2007-08	32	6476	765-1639	.467	175-488	.359	475-668	.711	297-700-997	31.2	648-23	388	463	70	190	2180	68.1



- YEAR-BY-YEAR STATS -

Year	Total				Rebounds												
	GP	Min	FG-A	Pct	3FG-A	Pct	FT-A	Pct	O-D-T	Avg	PF-FO	Ast	TO	Blk	Stl	Pts	Avg
2008-09	32	6425	811-1799	.451	154-485	.318	478-689	.694	385-715-1100	34.4	653-23	394	379	47	192	2254	70.4
2009-10	33	6599	792-1780	.445	201-530	.379	497-675	.736	336-761-1097	33.2	696-25	365	436	82	199	2282	69.2
2010-11	32	6525	733-1719	.426	168-492	.341	584-823	.710	393-733-1126	35.2	756-28	339	485	114	277	2218	69.3
2011-12	34	6850	882-1782	.495	163-445	.366	532-838	.635	376-820-1196	35.2	670-7	525	473	150	238	2459	72.3
2012-13	34	6850	848-1835	.462	181-480	.377	528-760	.695	407-836-1243	36.6	700-8	481	464	128	238	2405	70.7
2013-14	33	6650	816-1795	.455	178-520	.342	529-796	.665	399-812-1211	36.7	664-22	433	416	158	234	2339	70.9
2014-15	36	7376	775-1867	.414	242-675	.359	497-710	.700	386-829-1215	33.8	660-13	396	469	112	214	2285	63.5
2015-16	35	7025	909-2025	.449	279-716	.390	442-718	.616	369-914-1283	36.7	702-13	455	419	123	215	2539	72.5
2016-17	36	7225	1014-2077	.488	228-622	.367	441-631	.699	355-918-1273	35.4	657-5	553	374	100	242	2697	74.9
2017-18	33	6650	902-1914	.471	241-648	.372	434-585	.742	346-836-1182	35.8	651-17	468	413	76	201	2479	75.1
2018-19	32	6400	778-1859	.419	212-651	.326	373-551	.677	385-843-1228	38.4	584-11	352	512	85	190	2141	66.9





- YEAR-BY-YEAR RESULTS -

1913-14

Overall: 1-2

Coach: Alfred B. Miles

Vanderbilt	L, 5-53
Castle Heights	L, 7-22
Dixie College (Cookeville)	W, 27-13

1914-15

Overall: 2-2

Coach: Alfred B. Miles

WKU	L, 21-32
WKU	W, 32-19
Brownies (Independent)	W, 33-25
Castle Heights	Lost

1915-22

NO TEAMS - WORLD WAR I

1922-23

Overall: 11-1

Coach: Alfred B. Miles

Peabody	W, 53-19
South YMCA (Nashville)	W, 47-21
Bryson (Fayetteville)	L, 17-19
S.P.U. (Clarksville)	W, 38-29
Vanderbilt Freshmen	W, 23-10
Bryson (Fayetteville)	W, 24-18
Sewanee	W, 23-17
Vanderbilt Freshmen	W, 19-17
Sewanee	W, 48-8
Peabody	W, 48-13
S.P.U.	W, 18-16
Peabody	W, 60-18

1923-24 (Incomplete)

Overall: 13-1

Coach: Alfred B. Miles

WKU	W, 34-19
WKU	L, 24-29

1924-25 (Incomplete)

Overall: 3-1

Coach: Guy Stephenson

WKU	W, 43-23
WKU	W, 37-36
Vanderbilt	W, 31-28
Vanderbilt	L, 29-30

1925-26 (Incomplete)

Overall: 12-10

Coach: Guy Stephenson

Union (TN)	W, 36-28
Tennessee Tech	W, 40-20
Burke Terrors (Independent)	L, 21-32
Swedes (Forfeit)	W, 2-0
Vanderbilt	L, 19-51
Mercer	L, 28-30
South YMCA (Nashville)	W, 48-23

Cumberland	W, 40-23
YMHA Peps (Nashville)	L, 27-33
Sewanee	W, 48-15
Rail-lites (Independent)	L, 30-33
Burke Terrors	L, 26-29
Howard College	W, 39-20
Ramblers (Independent)	L, 26-31
Vanderbilt	L, 24-25
South YMCA (Nashville)	W, 37-17
Rail-lites	L, 17-37
Ramblers	L, 16-26
Cincinnati Trust Company	W, 42-35
Sewanee	W, 25-23
YMHA Peps (Nashville)	W, 39-34
Burke Terrors	W, 39-37

1926-27 (Incomplete)

Overall: 3-4

Coach: Frank Faulkinberry

Vanderbilt	L, 19-59
YMHA Peps (Nashville)	L, 40-42
Memphis YMCA Tri.	W, 46-30
New York Celtics	L, 34-52
Tennessee Tech	W, 25-23
Tennessee Tech	W, 43-28
Vanderbilt	L, 20-52

1927-28 (Incomplete)

Overall: 9-8

Coach: Frank Faulkinberry

Tennessee Tech	L, 18-27
Alumni	W, 34-32
Rail-lites	L, 27-42
Tennessee Tech	W, 31-21
Mercer	L, 28-33
Vanderbilt	L, 29-35
YMHA Peps (Nashville)	L, 30-43
Bryson (Fayetteville)	W, 24-23
Bryson (Fayetteville)	W, 34-32
New York Celtics	L, 36-50
Nashville-Arms	W, 67-33
Burke Terrors	L, 42-55
Cumberland	W, 39-36
Carson-Newman	W, 27-26
YMHA Peps (Nashville)	L, 33-37
Bus Terminal	W, 47-34

1928-29 (Incomplete)

Overall: 3-2

Coach: Frank Faulkinberry

WKU	W, 36-28
WKU	W, 28-25
Tennessee Tech	L, 39-40
Tennessee Tech	W, 36-28
Vanderbilt	L, 41-42

1929-30 (Incomplete)

Overall: 16-6

Coach: Frank Faulkinberry

Murfreesboro Home Journal	W, 46-22
Tennessee Tech	L, 29-30
Ideal Aces	W, 19-13
Rockvale (Independent)	W, 54-22
Vanderbilt	W, 45-31
WKU	W, 28-26
Tennessee Tech	W, 36-32
YMHA Peps (Nashville)	Won
Murray State	W, 39-29
WKU	W, 35-33
Piedmont College	W, 32-23
Cumberland	W, 42-24
YMHA Peps (Nashville)	L, 28-36
Vanderbilt	L, 30-31
Burke Terrors	W, 34-30
Caruthersville (MO)+	W, 34-20
Memphis State+	L, 21-41

+Mississippi Valley Conference Tourn.

1930-31 (Incomplete)

Overall: 0-5

Coach: Frank Faulkinberry

WKU	L, 29-43
WKU	L, 40-52
Tennessee Tech	L, 24-37
Tennessee Tech	L, 26-34
Vanderbilt	L, 20-42

1931-32

Overall: 8-10

Coach: Frank Faulkinberry

Ideal Acre	W, 31-26
Vanderbilt	L, 32-38
Union (TN)	W, 38-29
Sewanee	W, 22-18
Tennessee Tech	L, 13-21
Chattanooga	W, 26-21
Chattanooga	L, 25-43
WKU	W, 32-23
Murray State	L, 18-36
WKU	L, 26-28
Sewanee	W, 44-35
Birmingham Southern	W, 43-30
YMHA Peps (Nashville)	L, 28-34
Murray State	L, 22-36
Vanderbilt	W, 39-35
Burke Terrors (Independent)	L, 24-26
Tennessee Tech	W, 35-29
Tennessee Tech	L, 23-32

1932-33 (Incomplete)

Overall: 9-7

Coach: Frank Faulkinberry

WKU	L, 29-43
WKU	L, 29-43
Tennessee Tech	L, 25-35



- YEAR-BY-YEAR RESULTS -

Tennessee Tech	W, 25-23
Cumberland	Won
Murray State	L, 27-77
Murray State	W, 23-22
Memphis State	Won
Chattanooga	W, 39-38
Chattanooga	L, 29-36

1933-34 (Incomplete)

Overall: 4-6

Coach: E.M. Waller

Memphis State	W, 45-33
Memphis State	W, 36-18
Murray State	L, 34-51
Murray State	L, 36-39
Tennessee Tech	L, 15-21
Tennessee Tech	W, 38-27
WKU	L, 32-41
WKU	L, 29-52
Chattanooga	L, 23-38
Chattanooga	W, 53-42

1934-35 (Incomplete)

Overall: 3-7

Coach: E.M. Waller

Murray State	L, 23-42
Murray State	L, 28-33
Tennessee Tech	W, 30-24
Tennessee Tech	W, 27-22
WKU	L, 25-35
WKU	L, 29-55
Chattanooga	L, 29-43
Chattanooga	L, 29-48
Memphis State	W, 33-31
Memphis State	L, 23-33

1935-36 (Incomplete)

Overall: 4-5

Coach: Johnny "Red" Floyd

Memphis State	W, 42-35
Memphis State	W, 40-34
Murray State	L, 31-57
Murray State	L, 26-48
Tennessee Tech	L, 26-31
WKU	L, 14-36
WKU	L, 27-47
Chattanooga	W, 34-20
Chattanooga	W, 42-30

1936-37 (Incomplete)

Overall: 1-10

Coach: Johnny "Red" Floyd

Vanderbilt	L, 30-39
Murray State	L, 17-46
Murray State	L, 32-50
Tennessee Tech	L, 26-27
Tennessee Tech	L, 37-43
WKU	L, 28-48
WKU	L, 32-48

Chattanooga	L, 25-31
Vanderbilt	L, 12-39
Memphis State	W, 33-24
Memphis State	L, 33-52

1937-38

Overall: 6-10

Coach: Johnny "Red" Floyd

David Lipscomb	L, 29-48
New York Celtics	L, 54-60
Murfreesboro Ramblers	W, 41-31
Murray State	L, 36-66
Murray State	L, 31-45
Cumberland	W, 39-37
Tennessee Tech	L, 29-44
Union (TN)	L, 34-56
David Lipscomb	L, 41-49
Memphis State	W, 30-29
Nashville Raiders	W, 67-35
Union (TN)	L, 24-57
Memphis State	W, 44-43
Cumberland	W, 48-41
Tennessee Tech	L, 26-34
Tennessee Tech	L, 23-50

1938-39

Overall: 5-8

Coach: Johnny "Red" Floyd

New York Celtics	L, 34-50
Memphis State	W, 41-31
Murray State	L, 37-48
Tennessee Tech	L, 34-37
WKU	L, 31-67
David Lipscomb	L, 53-66
Union (TN)	W, 53-40
Memphis State	W, 39-31
Union (TN)	W, 59-34
WKU	L, 29-66
Murray State	L, 48-76
Jacksonville State	L, 45-62
David Lipscomb	W, 31-21

1939-40

Overall: 9-12

Coach: E.W. Midgett

YMHA Peps (Nashville)	W, 35-25
U.S. Royals	W, 38-24
Austin Peay	L, 28-57
WKU	L, 26-60
David Lipscomb	W, 48-21
Chattanooga	L, 29-33
Jacksonville State	W, 55-34
Tennessee Tech	L, 31-39
Memphis State	W, 52-35
Tennessee Tech	W, 47-43
WKU	L, 33-40
Union (TN)	L, 43-46
Austin Peay	L, 38-52
Union (TN)	L, 32-36

Memphis State	L, 31-41
Cumberland	L, 34-37
Murray State	L, 42-60
WKU	L, 41-76
Cumberland	W, 40-38
Chattanooga	W, 39-36
David Lipscomb	W, 56-33

1940-41

Overall: 7-14

Coach: E.W. Midgett

YMHA Peps (Nashville)	W, 31-30
Jacksonville State	W, 37-31
Murray State	L, 37-64
Chattanooga	L, 21-23
Austin Peay	L, 26-40
David Lipscomb	L, 55-56
Memphis State	L, 28-37
WKU	L, 33-60
Sewanee	W, 36-29
Delta State	L, 35-57
Murray State	L, 22-51
Austin Peay	L, 44-75
Union (TN)	L, 52-56
Delta State	L, 36-62
Memphis State	L, 36-52
Sewanee	W, 35-32
Carson-Newman	W, 47-19
Chattanooga	W, 40-22
WKU	L, 38-59
David Lipscomb	W, 45-38
Union (TN)	L, 41-45

1941-42

Overall: 9-9

Coach: E.W. Midgett

191st Field Artillery	W, 54-24
Jacksonville State	W, 35-20
Murray State	L, 33-40
Austin Peay	W, 40-38
Chattanooga	W, 35-31
Memphis State	L, 29-70
David Lipscomb	L, 20-29
Austin Peay	L, 43-44
Sewanee	W, 52-31
Delta State	L, 30-34
Union (TN)	L, 36-51
Murray State	L, 28-52
Memphis State	W, 36-25
Sewanee	W, 53-24
Union (TN)	L, 33-43
Chattanooga	W, 38-18
David Lipscomb	W, 53-42

1942-45

NO TEAMS - WORLD WAR II





- YEAR-BY-YEAR RESULTS -

1945-46 (Incomplete)

Overall: 4-0

Coach: O.L. Freeman

Austin Peay	Won
Austin Peay	Won
David Lipscomb	Won
Woodbury (Independent)	Won

1946-47

Overall: 14-8

Coach: E.K. Patty

Bethel	W, 41-39
Sewanee	W, 32-31
Bethel	W, 55-29
N.A.T.T.C	W, 45-30
Memphis State	L, 38-46
Austin Peay	L, 25-45
Spring Hill	L, 22-30
Smyrna Bombers (AF)	W, 33-21
Austin Peay	W, 38-31
Martin College	W, 47-34
Tennessee Tech	L, 34-53
Cumberland	W, 65-41
Memphis State	L, 37-47
David Lipscomb	W, 56-51
Cumberland	W, 52-39
Martin College	W, 51-44
Tennessee Tech	L, 40-52
David Lipscomb	L, 38-46
Sewanee	W, 37-34
Cumberland+	W, 56-22
Austin Peay+	L, 46-64
David Lipscomb+	W, 49-38
+ - TIAC Tournament	

1947-48

Overall: 10-12

Coach: E.K. Patty

Memphis State	L, 45-53
Mississippi	L, 36-65
Arkansas State	L, 33-48
Sewanee	W, 47-31
Lincoln Memorial	W, 46-44
Cumberland	W, 45-30
Austin Peay	L, 37-42
Peerless Mills	L, 39-51
Tennessee Tech	L, 38-47
Florence State	W, 57-41
Austin Peay	W, 52-43
David Lipscomb	W, 66-53
Martin College	W, 42-31
Tennessee Tech	L, 56-66
Helps Selfy (Ind.)	L, 53-59
Martin College	W, 58-45
Sewanee	W, 56-38
David Lipscomb	L, 36-43
Memphis State	L, 46-52
David Lipscomb+	L, 42-58
Cumberland+	W, 65-49

Milligan+ L, 53-54
+ - VSAC Tournament

1948-49

Overall: 11-12

Coach: Charles Murphy

Murray State	L, 50-68
Murray State	L, 38-43
Cumberland	W, 86-55
David Lipscomb	L, 50-56
Milligan	L, 67-90
Lincoln Memorial	L, 57-61
Cumberland	W, 47-38
Austin Peay	W, 48-41
Union (TN)	L, 46-56
Tennessee Tech	L, 54-75
David Lipscomb	W, 48-34
Union (TN)	L, 52-57
Bethel	W, 64-40
Peerless Mills	L, 58-67
Tennessee Tech	W, 69-46
Milligan	W, 70-62
Athens College	W, 55-45
Austin Peay	L, 51-58
Memphis State	W, 68-56
Arkansas State	W, 80-37
Lincoln Memorial+	L, 52-59
Cumberland+	W, 68-66
David Lipscomb+	L, 55-59
+ - VSAC Tournament	

1949-50 (Incomplete)

Overall: 14-13

Coach: Charles N. Greer

Sewanee	L, 41-54
Millington Naval Base	W, 40-36
Memphis State	L, 50-64
Milligan	W, 72-58
David Lipscomb	L, 41-46
Florence State	L, 67-70
Tennessee Tech	L, 45-56
ETSU	W, 63-57
Union (TN)	W, 46-43
David Lipscomb	W, 44-40
Murray State	L, 37-79
Lincoln Memorial	W, 52-43
Chattanooga	L, 57-61
Smyrna Air Base	W, 84-59
Cumberland	W, 77-30
Cumberland	W, 61-25
Birmingham Southern	W, 56-52
Murray State	L, 59-100
Chattanooga	W, 51-40
Florence State	L, 45-68
Union (TN)	L, 60-70
Tennessee Tech	W, 54-53
Birmingham Southern	L, 51-57
Vanderbilt	L, 39-74
Lincoln Memorial	L, 59-61

Milligan W, 75-73
David Lipscomb W, 61-55

1950-51

Overall: 8-14

Coach: Charles N. Greer

Vanderbilt	L, 45-58
Florence State	L, 64-80
Austin Peay	L, 65-76
Cumberland	W, 48-44
Sewanee	W, 49-34
David Lipscomb	L, 50-73
Tennessee Tech	L, 37-51
Union (TN)	L, 48-60
Chattanooga	L, 51-60
David Lipscomb	L, 38-88
Sewanee	W, 56-52
Lincoln Memorial	W, 57-53
Tennessee Tech	L, 35-59
Austin Peay	L, 58-71
Cumberland	W, 82-51
Chattanooga	W, 64-62
Union (TN)	L, 63-81
Birmingham Southern	L, 62-67
Florence State	W, 69-68
Lincoln Memorial+	L, 57-61
Milligan+	W, 106-93
ETSU+	L, 62-72
+ - VSAC Tournament	

1951-52

Overall: 19-12

Coach: Charles N. Greer

Sewart Air Base	W, 62-36
Sewanee	W, 54-51
Bethel	W, 61-42
Vanderbilt	L, 49-80
Lincoln Memorial	W, 51-48
Milligan	W, 88-56
ETSU	L, 65-70
Austin Peay	L, 49-59
Bethel	L, 48-65
David Lipscomb	W, 57-44
Birmingham Southern	W, 54-52
Union (TN)	L, 59-72
Sewanee	W, 53-42
Lincoln Memorial	W, 55-53
Tennessee Tech	W, 57-56
Chattanooga	W, 62-60
Austin Peay	W, 62-44
David Lipscomb	L, 53-65
Memphis State	L, 57-92
Milligan	W, 89-50
Birmingham Southern	W, 73-57
ETSU	W, 66-64
Tennessee Tech	L, 54-66
Chattanooga	W, 68-44
Union (TN)	L, 50-59
Memphis State	L, 46-61



- YEAR-BY-YEAR RESULTS -

Lincoln Memorial+	W, 87-65
Union (TN)+	L, 56-80
Austin Peay+	W, 63-46
ETSU+	W, 52-46
Memphis State#	L, 39-52
+ - VSACTournament	
# - Sectional NAIB Tournament	

1952-53

Overall: 7-16 • OVC: 0-10

Coach: Charles N. Greer

WKU*	L, 57-87
Eastern Kentucky*	L, 67-73
Sewanee	L, 60-70
Murray State*	L, 67-78
David Lipscomb	L, 60-61
Morehead State*	L, 74-94
Eastern Kentucky*	L, 63-101
Memphis State	W, 77-62
Austin Peay	W, 77-73
Murray State*	L, 73-78
Morehead State*	L, 83-88
Union (TN)	L, 74-91
Tennessee Tech*	L, 62-85
Austin Peay	W, 92-59
David Lipscomb	W, 69-57
Chattanooga	L, 71-93
Union (TN)	W, 62-59
Sewanee	W, 85-73
Chattanooga	W, 79-70
Tennessee Tech*	L, 67-77
WKU*	L, 57-95
David Lipscomb+	L, 75-85
Murray State#	L, 70-79

* - Ohio Valley Conference Game

+ - VSAC Tournament

- OVC Tournament (Louisville, Ky.)

1953-54

Overall: 11-17 • OVC: 1-9

Coach: Charles N. Greer

Morehead State*	L, 80-93
Eastern Kentucky*	W, 60-59
Belmont	W, 74-68
Sewanee	W, 100-78
WKU*	L, 80-88
David Lipscomb	W, 83-70
Sewanee	L, 60-67
Vanderbilt	L, 65-86
WKU*	L, 67-98
Memphis State	L, 68-75
Lincoln Memorial	W, 82-55
ETSU	L, 62-82
ETSU	L, 64-73
Memphis State	L, 65-82
Tennessee Tech*	L, 81-92
Lincoln Memorial	W, 85-72
Austin Peay	W, 60-55
Morehead State*	L, 72-83

Eastern Kentucky*	L, 79-83
Murray State*	L, 83-105
Tennessee Tech*	L, 71-78
Murray State*	L, 77-88
Austin Peay	W, 81-70
David Lipscomb+	W, 73-66
Bethel+	L, 60-66
Union (TN)+	W, 86-65
Murray State#	W, 86-84
Eastern Kentucky#	L, 69-95

* - Ohio Valley Conference Game

+ - VSAC Tournament

- OVC Tournament (Louisville, Ky.)

1954-55

Overall: 11-16 • OVC: 2-8

Coach: Charles N. Greer

Memphis State	L, 80-95
David Lipscomb	L, 75-90
ETSU	L, 63-78
Murray State*	L, 80-104
Murray State*	L, 73-104
WKU*	L, 71-83
Austin Peay	W, 79-69
WKU*	W, 84-77
David Lipscomb	W, 79-68
Eastern Kentucky*	L, 84-108
Morehead State*	L, 79-98
ETSU	L, 79-82
Lincoln Memorial	L, 70-77
Memphis State	L, 86-91
Austin Peay	W, 78-65
Morehead State*	L, 96-97
Tennessee Tech*	L, 68-70
Eastern Kentucky	L, 69-109
Belmont	W, 109-99
Tennessee Tech	W, 78-77
Lincoln Memorial+	W, 92-91
Belmont+	W, 77-69
Bethel+	W, 106-87
Morehead State#	L, 68-123
Bethel!	W, 93-84
Lincoln Memorial!	W, 85-79
Southeastern Oklahoma!	L, 67-120

* - Ohio Valley Conference Game

+ - VSAC Tournament

- OVC Tournament (Louisville, Ky.)

! - NAIA Playoffs

1955-56

Overall: 6-15 • OVC: 0-10

Coach: Charles N. Greer

Belmont	W, 83-51
Eastern Kentucky*	L, 69-82
Morehead State*	L, 78-95
David Lipscomb	W, 88-66
Murray State*	L, 66-86
Eastern Kentucky*	L, 75-88
Morehead State*	L, 70-93

Austin Peay	L, 81-85 (OT)
Murray State*	L, 82-104
Belmont	W, 99-94
Tennessee Tech*	L, 65-71
Austin Peay	L, 65-96
WKU*	L, 78-86
David Lipscomb	L, 75-76 (OT)
Tennessee Tech*	L, 68-73
ETSU	L, 73-84
WKU*	L, 85-100
David Lipscomb#	W, 75-69
Austin Peay#	W, 72-63
ETSU#	W, 80-57
Belmont+	L, 88-92

* - Ohio Valley Conference Game

- Capitol City Tournament

+ - VSAC Tournament

1956-57

Overall: 12-13 • OVC: 2-8

Home: 5-6 • Away: 4-7 • Neutral: 3-0

Coach: Ed Diddle Jr.

D4 West Texas State	W, 96-78
D8 at Morehead State*	L, 72-95
D10 Belmont	L, 56-66
J2 Murray State*	L, 68-98
J5 at Kentucky Wesleyan	L, 58-65
J7 Eastern Kentucky*	L, 62-63
J9 Milligan	W, 84-63
J12 at Tennessee Tech*	W, 85-80 (OT)
J14 Austin Peay	L, 60-65
J19 at Belmont	L, 69-78
J21 ETSU	W, 61-55
J28 Morehead State*	L, 61-70
F30 WKU*	L, 72-79
F12 at David Lipscomb	W, 75-73 (OT)
F4 Tennessee Tech*	W, 84-77
F8 at Milligan	W, 91-83
F9 at ETSU	W, 79-61
F13 at Murray State*	L, 80-86
F14 David Lipscomb	W, 75-43
F16 at Austin Peay	L, 76-88
F18 at Eastern Kentucky*	L, 104-109
F20 at WKU*	L, 82-86
F21 Union (TN)+	W, 85-65
F22 Austin Peay+	W, 68-65
F23 East Tennessee+	W, 83-74

* - Ohio Valley Conference Game

+ - VSAC Tournament

1957-58

Overall: 11-10 • OVC: 4-6

Home: 7-4 • Away: 4-6 • Neutral: 0-0

Coach: Ed Diddle Jr.

D9 Kentucky Wesleyan	L, 69-79
D13 at Austin Peay	W, 78-74 (OT)
D16 at West Texas State	W, 88-85
D18 at New Mexico A&M	L, 71-82
D20 at Midwestern Univ.	L, 65-84



- YEAR-BY-YEAR RESULTS -

J4	Morehead State*	W, 71-68
J7	David Lipscomb	W, 68-61
J10	Birmingham Southern	W, 63-54
J13	Tennessee Tech*	L, 65-76
J15	at Murray State*	W, 80-72
J20	Eastern Kentucky*	W, 77-76
J23	at WKU*	L, 67-69
J25	at Morehead State*	L, 79-99
J28	David Lipscomb	W, 77-65
F1	ETSU	W, 62-57
F5	Murray State*	L, 66-71
F10	at Eastern Kentucky*	L, 67-72
F13	Austin Peay	L, 78-93
F15	at Tennessee Tech*	L, 69-73 (OT)
F18	WKU*	W, 81-75
F22	at ETSU	W, 72-59

* - Ohio Valley Conference Game

1958-59

Overall: 9-17 • OVC: 4-8

Home: 5-7 • Away: 4-8 • Neutral: 0-2

Coach: Ed Diddle Jr.

D2	David Lipscomb	W, 79-52
D8	Abilene Christian	L, 69-81
D10	McNeese State	L, 49-50
D11	Southern Mississippi	W, 68-64
D13	vs. Kentucky Wesleyan&	L, 70-77
D29	vs. Ohio University#	L, 66-77
D30	at Kentucky Wesleyan#	W, 78-72
J5	at David Lipscomb	L, 82-84
J10	Austin Peay	W, 95-86
J12	at Tennessee Tech*	L, 75-98
J15	at Eastern Kentucky*	L, 66-93
J17	Morehead State*	L, 81-94
J19	WKU*	L, 65-89
J23	at Louisiana	W, 85-79
J24	at McNeese State	L, 54-74
J26	at Southern Mississippi	L, 66-80
J31	Murray State*	W, 78-66
F2	Eastern Kentucky*	L, 64-80
F5	at Morehead State*	L, 78-101
F9	ETSU*	L, 66-68
F12	at Austin Peay	L, 83-91
F14	Tennessee Tech*	W, 87-75
F17	at ETSU*	W, 64-62
F21	Kentucky Wesleyan	L, 73-84
F24	at Murray State*	W, 84-82
F28	at WKU*	L, 85-110

& - at Prestonsburg, Ky.

- All-American City Tournament (Owensboro, Ky.)

* - Ohio Valley Conference Game

1959-60

Overall: 9-14 • OVC: 2-10

Home: 6-5 • Away: 2-8 • Neutral: 1-1

Coach: Ed Diddle Jr.

D1	David Lipscomb	W, 109-73
D5	Louisiana	W, 81-72
D8	Northwest Louisiana	W, 67-64

D12	at Louisiana Tech	L, 63-81
D14	at Centenary	W, 67-65
D18	vs. Southern Illinois#	L, 69-78
D19	vs. VMI#	W, 78-72
J5	at Murray State*	L, 70-80
J9	ETSU*	W, 80-76
J11	Austin Peay	W, 71-60
J14	Eastern Kentucky*	L, 69-88
J16	at Morehead State*	L, 82-83
J23	at David Lipscomb	W, 96-78
J26	at Tennessee Tech*	L, 69-76
J30	at Eastern Kentucky*	L, 77-100
F1	Morehead State*	W, 89-82
F6	WKU*	L, 89-109
F10	Murray State*	L, 65-78
F13	Tennessee Tech*	L, 64-70
F15	at Austin Peay	L, 78-88
F18	Kentucky Wesleyan	L, 82-92
F22	at ETSU*	L, 106-123
F27	at WKU*	L, 80-109

- All-American City Tournament (Owensboro, Ky.)

* - Ohio Valley Conference Game

1960-61

Overall: 9-14 • OVC: 4-8

Home: 6-5 • Away: 2-8 • Neutral: 1-1

Coach: Ed Diddle Jr.

D1	WKU*	L, 67-70
D5	Nicholls State	W, 66-54
D8	Stetson	W, 69-56
D9	Southwestern Louisiana	L, 64-66
D12	at Morehead State*	L, 75-85
D15	Austin Peay	W, 83-79 (OT)
D28	vs. Northwest Louisiana#	W, 81-74
D29	vs. Ole Miss#	L, 62-64
D30	at Centenary#	L, 67-76 (OT)
J4	Murray State*	L, 58-97
J7	at ETSU*	W, 100-90
J12	at David Lipscomb	L, 66-68 (OT)
J14	at Eastern Kentucky*	L, 63-90
J23	at Austin Peay	L, 81-89
J26	Eastern Kentucky*	L, 57-67
J28	Morehead State*	L, 66-80
F8	at Murray State*	L, 74-77
F11	Tennessee Tech*	W, 88-78
F15	at Memphis State	L, 61-81
F18	David Lipscomb	W, 94-74
F20	ETSU*	W, 83-73
F22	at Tennessee Tech*	W, 75-68
F25	at WKU*	L, 73-84

- Gulf South Classic (Shreveport, La.)

* - Ohio Valley Conference Game

1961-62

Overall: 6-12 • OVC: 2-10

Home: 5-6 • Away: 1-6 • Neutral: 0-0

Coach: Ed Diddle Jr.

D1	Stetson	W, 77-76 (OT)
D7	San Fernando Valley	W, 59-54

D14	Jacksonville (Fla.)	L, 76-78
J3	at Murray State*	L, 61-83
J6	ETSU*	W, 58-55 (OT)
J8	at Austin Peay	L, 77-81
J13	Austin Peay	W, 75-68
J20	at WKU*	L, 69-89
J23	at Tennessee Tech*	L, 58-61
J27	Morehead State*	L, 67-70
J29	Eastern Kentucky*	L, 56-64
J29	Centenary	W, 64-63
F3	Murray State*	L, 68-69
F7	at Morehead State*	W, 72-69
F10	WKU*	L, 81-87
F13	at ETSU*	L, 70-78
F19	Tennessee Tech*	L, 63-64 (OT)
F21	at Eastern Kentucky*	L, 69-113

* - Ohio Valley Conference Game

1962-63

Overall: 9-15 • OVC: 4-8

Home: 5-6 • Away: 2-9 • Neutral: 2-0

Coach: Bill Stokes

D3	at Florence State	W, 86-77 (OT)
D6	Austin Peay	L, 66-69
D8	at Morehead State*	L, 59-103
D10	WKU*	W, 86-82
D14	vs. Rollins College+	W, 79-61
D15	vs. Presbyterian+	W, 82-80
J2	Murray State*	W, 86-82
J3	MacMurray	L, 68-77
J5	at ETSU*	W, 59-57
J10	at Austin Peay	L, 60-83
J12	Florence State	L, 64-67
J14	Tennessee Tech*	L, 61-81
J19	Huntingdon	W, 79-74
J25	ETSU*	L, 57-80
J26	at Ole Miss	L, 68-77
J29	at Chattanooga	L, 69-78
F2	at Eastern Kentucky*	L, 81-116
F6	at Murray State*	L, 73-109
F12	at WKU*	L, 71-79
F14	at Huntingdon	L, 72-87
F16	Morehead State*	L, 67-79
F18	at Tennessee Tech*	L, 60-61
F20	Eastern Kentucky*	W, 78-71 (OT)
F25	Chattanooga	W, 77-66

+ - Hatter Invitational (DeLand, Fla.)

* - Ohio Valley Conference Game

1963-64

Overall: 11-10 • OVC: 5-9

Home: 9-3 • Away: 2-7 • Neutral: 0-0

Coach: Bill Stokes

D2	Transylvania	W, 74-70
D7	Morehead State*	L, 91-96
D9	Florence State	W, 99-87
D14	at WKU*	L, 54-90
D16	Austin Peay*	W, 91-69
D19	Georgia Southern	W, 88-83



- YEAR-BY-YEAR RESULTS -

J2	MacMurray	W, 98-84	J4	Murray State*	L, 73-89	D14	at Chattanooga	W, 88-66
J7	at Murray State*	L, 69-98	J8	Morehead State*	L, 64-78	D16	at Belmont	W, 77-68
J11	ETSU*	W, 59-54	J10	Eastern Kentucky*	L, 80-98	D30	at Oglethorpe	W, 77-75 (OT)
J16	at Austin Peay*	L, 65-73	J15	Tennessee Tech*	L, 73-91	J4	at Murray State*	L, 74-77
J18	at Chattanooga	L, 71-86	J22	at ETSU*	W, 74-72	J6	ETSU*	W, 72-63
J27	Tennessee Tech*	L, 57-61 (OT)	J27	Florence State	W, 86-78	J8	Tennessee Tech*	W, 76-62
J30	at Florence State	W, 98-97	J31	WKU*	L, 56-93	J13	at Morehead State*	L, 69-84
F1	at Morehead State*	W, 92-85	F5	Austin Peay*	W, 86-85	J15	at Eastern Kentucky*	L, 76-98
F3	Chattanooga	W, 81-73	F7	at Chattanooga	L, 100-101	J27	at Austin Peay*	W, 97-92
F5	at ETSU*	L, 70-88	F9	at Murray State*	L, 81-107	J29	Murray State*	L, 72-91
F10	Murray State*	L, 79-86	F12	at Eastern Kentucky*	L, 66-70	F1	UT-Martin	W, 100-83
F13	Eastern Kentucky*	W, 83-73	F14	at Morehead State*	L, 76-94	F3	WKU*	W, 84-83
F18	WKU*	W, 93-84	F17	at Belmont	L, 80-99	F6	Oglethorpe	L, 81-91
F21	at Eastern Kentucky*	L, 86-97	F19	ETSU*	W, 102-96	F8	Chattanooga	W, 78-70
F24	at Tennessee Tech*	L, 76-81	F21	at Tennessee Tech*	L, 77-108	F10	at Tennessee Tech*	L, 65-67
			F26	at Austin Peay*	L, 91-97	F12	at ETSU*	L, 74-100
			F28	at WKU*	L, 47-81	F17	Eastern Kentucky*	W, 83-81

* - Ohio Valley Conference Game

1964-65

Overall: 6-17 • OVC: 4-10

Home: 4-7 • Away: 2-10 • Neutral: 0-1

Coach: Bill Stokes

D3	at UT-Martin	W, 94-89 (OT)
D4	St. Bernard	L, 95-99
D7	Florence State	W, 95-77
D12	at DePaul	L, 68-89
D14	at Loyola of Chicago	L, 85-117
D17	Parsons	L, 77-85
D21	vs. WKU#	L, 65-100
J4	at Austin Peay*	W, 82-77
J9	at Morehead State*	L, 73-96
J11	at Eastern Kentucky*	L, 69-99
J14	Chattanooga*	L, 68-91
J16	Tennessee Tech*	L, 100-109
J23	Austin Peay*	W, 125-95
J25	ETSU*	W, 100-99
J30	at WKU*	L, 84-134
F2	Murray State*	L, 76-90
F6	Eastern Kentucky*	L, 83-95
F8	Morehead State*	W, 87-82
F10	at Florence State	L, 81-87
F15	at Tennessee Tech*	L, 79-87
F18	WKU*	L, 83-94
F20	at Chattanooga	L, 77-101
F24	at Murray State*	L, 89-91 (OT)
M1	at ETSU*	L, 74-106

* - Ohio Valley Conference Game

- OVC Tournament (Louisville, Ky.)

1965-66

Overall: 7-17 • OVC: 3-11

Home: 5-7 • Away: 2-9 • Neutral: 0-1

Coach: Ken Trickey

D2	UT-Martin	W, 59-57
D4	at Florence State	W, 88-73
D6	Transylvania	W, 82-77
D9	Union (TN)	L, 72-79
D11	at Dayton	L, 63-90
D14	Chattanooga	L, 71-74
D20	vs. Murray State#	L, 65-86

J4	Murray State*	L, 73-89
J8	Morehead State*	L, 64-78
J10	Eastern Kentucky*	L, 80-98
J15	Tennessee Tech*	L, 73-91
J22	at ETSU*	W, 74-72
J27	Florence State	W, 86-78
J31	WKU*	L, 56-93
F5	Austin Peay*	W, 86-85
F7	at Chattanooga	L, 100-101
F9	at Murray State*	L, 81-107
F12	at Eastern Kentucky*	L, 66-70
F14	at Morehead State*	L, 76-94
F17	at Belmont	L, 80-99
F19	ETSU*	W, 102-96
F21	at Tennessee Tech*	L, 77-108
F26	at Austin Peay*	L, 91-97
F28	at WKU*	L, 47-81

* - Ohio Valley Conference Game

- OVC Tournament (Louisville, Ky.)

1966-67

Overall: 10-15 • OVC: 4-10

Home: 5-6 • Away: 4-8 • Neutral: 1-1

Coach: Ken Trickey

D1	UT-Martin	W, 108-94
D3	Florence State	W, 111-79
D10	at UT-Martin	L, 78-94
D12	Chattanooga	L, 105-107 (OT)
D15	at Union (TN)	W, 66-56
D19	vs. Austin Peay#	W, 71-70
D20	vs. ETSU#	L, 72-86
J5	Belmont	W, 81-58
J7	at ETSU*	W, 45-43
J9	at Tennessee Tech*	L, 71-82
J14	Morehead State*	L, 67-91
J16	Eastern Kentucky*	W, 78-74
J18	Murray State*	L, 93-96 (OT)
J21	at Florence State	W, 78-73
J28	Austin Peay*	L, 66-82
J30	at Murray State*	L, 75-91
F4	WKU*	L, 62-95
F6	at Chattanooga	L, 87-106
F11	Tennessee Tech*	W, 83-72
F13	ETSU*	L, 68-69
F18	at Eastern Kentucky*	L, 73-93
F20	at Morehead State*	L, 62-87
F22	at Transylvania	L, 64-74
F25	at Austin Peay*	W, 78-72
M4	at WKU*	L, 46-55

* - Ohio Valley Conference Game

- OVC Tournament (Louisville, Ky.)

1967-68

Overall: 15-9 • OVC: 7-7

Home: 10-2 • Away: 5-6 • Neutral: 0-1

Coach: Ken Trickey

D1	vs. WKU#	L, 76-91
D9	at UT Martin	W, 88-69
D12	Bellarmine	W, 87-72

D14	at Chattanooga	W, 88-66
D16	at Belmont	W, 77-68
D30	at Oglethorpe	W, 77-75 (OT)
J4	at Murray State*	L, 74-77
J6	ETSU*	W, 72-63
J8	Tennessee Tech*	W, 76-62
J13	at Morehead State*	L, 69-84
J15	at Eastern Kentucky*	L, 76-98
J27	at Austin Peay*	W, 97-92
J29	Murray State*	L, 72-91
F1	UT-Martin	W, 100-83
F3	WKU*	W, 84-83
F6	Oglethorpe	L, 81-91
F8	Chattanooga	W, 78-70
F10	at Tennessee Tech*	L, 65-67
F12	at ETSU*	L, 74-100
F17	Eastern Kentucky*	W, 83-81
F19	Morehead State*	W, 92-88
F21	Transylvania	W, 92-73
F24	Austin Peay*	W, 96-78
M2	at WKU*	L, 71-94

* - Ohio Valley Conference Game

- OVC Tournament (Nashville, Tenn.)

1968-69

Overall: 13-13 • OVC: 4-10

Home: 9-4 • Away: 4-9 • Neutral: 0-0

Coach: Ken Trickey

N20	Tennessee Wesleyan	W, 92-67
D2	Oral Roberts	W, 115-98
D5	Bethel	W, 101-83
D7	at UT-Martin	W, 103-89
D9	at Bellarmine	L, 79-80
D14	Belmont	W, 87-52
D18	Carson-Newman	W, 78-70
D21	at Pan-American	L, 71-78
J2	Athens College	W, 111-86
J4	at Tennessee Tech*	L, 58-67
J6	at ETSU*	L, 84-91
J11	Morehead State*	W, 93-88 (OT)
J13	Eastern Kentucky*	L, 89-90 (2OT)
J18	at Murray State*	L, 68-70
J23	at Tenn. Wesleyan	W, 79-69
J25	Austin Peay*	W, 97-79
F1	at WKU*	L, 79-85
F5	Murray State*	L, 71-74
F8	WKU*	L, 81-84
F10	at Morehead State*	L, 74-106
F15	Tennessee Tech*	L, 70-74
F17	ETSU*	W, 82-78
F22	at Eastern Kentucky*	L, 89-93
F24	at Transylvania	L, 64-78
F27	at Chattanooga	W, 96-83
M1	at Austin Peay*	W, 89-83

* - Ohio Valley Conference Game



- YEAR-BY-YEAR RESULTS -

1969-70

Overall: 15-11 • OVC: 6-8

Home: 9-6 • Away: 6-5 • Neutral: 0-0

Coach: Jimmy Earle

D4	Bethel	L, 64-66
D6	Tennessee Wesleyan	W, 56-52
D8	at Belmont	W, 89-71
D13	Bellarmine	L, 75-79
D15	Appalachian State	W, 53-50
D17	at Carson-Newman	L, 72-78
D30	UT-Martin	W, 83-78
J3	ETSU*	L, 51-54
J5	Tennessee Tech*	L, 51-57
J10	at Morehead State*	L, 67-88
J12	at Eastern Kentucky*	L, 78-88
J15	Chattanooga	W, 79-68
J22	at Tenn. Wesleyan	W, 81-56
J24	Austin Peay*	W, 96-87
J26	at St. Francis (PA)	W, 80-73
J28	Pan-American	W, 87-61
J31	WKU*	L, 74-83
F5	Athens College	W, 89-74
F7	at WKU*	L, 60-72
F9	Morehead State*	W, 80-64
F11	at Murray State*	L, 65-88
F14	at Tennessee Tech*	W, 90-72
F16	at ETSU*	W, 66-64
F21	Eastern Kentucky*	W, 74-68
F23	Murray State*	L, 72-83
F28	at Austin Peay*	W, 85-69

* - Ohio Valley Conference Game

1970-71

Overall: 11-15 • OVC: 3-11

Home: 7-5 • Away: 4-10 • Neutral: 0-0

Coach: Jimmy Earle

D2	Tusculum College	W, 91-58
D5	Troy State	W, 77-58
D10	Shorter College	W, 88-62
J2	at Tennessee Tech*	L, 58-74
J4	at ETSU*	L, 72-80
J9	Morehead State*	W, 71-69
J11	Eastern Kentucky*	L, 64-88
J14	at Tenn. Wesleyan	W, 69-63
J23	at Austin Peay*	L, 70-71
J25	at Georgia State	W, 72-61
J28	Chattanooga	L, 68-70
J30	at WKU*	L, 66-80
F1	at Appalachian State	L, 63-74
F3	at Bellarmine	W, 79-75
F6	WKU*	L, 73-87
F8	Murray State*	L, 47-51
F10	at Pan-American	L, 75-76
F13	ETSU*	W, 72-71
F15	Tennessee Tech*	W, 69-60
F18	at Chattanooga	L, 82-86
F20	at Eastern Kentucky*	L, 60-65
F22	at Morehead State*	L, 55-70
F25	UT-Martin	W, 66-59

F27	Austin Peay*	L, 75-81
M1	at Murray State*	L, 69-92
M4	at UT-Martin	W, 74-72

* - Ohio Valley Conference Game

1971-72

Overall: 15-11 • OVC: 5-9

Home: 10-5 • Away: 4-6 • Neutral: 0-0

Coach: Jimmy Earle

D2	Tennessee Wesleyan	W, 69-53
D4	at UT-Martin	L, 65-66
D6	Belmont	W, 88-70
D14	at MacMurray	W, 77-74
D18	at Florence State	W, 90-72
J8	Birmingham Southern	W, 82-59
J10	Pan-American	L, 64-72
J15	ETSU*	W, 74-68
J17	Tennessee Tech*	W, 66-55
J20	UT-Martin	W, 77-57
J22	at Eastern Kentucky*	L, 53-85
J24	at Morehead State*	L, 63-64
J27	Chattanooga	W, 65-63
J29	Murray State*	L, 64-73
J31	at Austin Peay*	W, 54-50
F2	St. Francis (PA)	W, 81-73
F5	WKU*	W, 78-67
F7	Georgia State	W, 98-53
F12	at Tennessee Tech*	L, 58-59
F14	at ETSU*	W, 64-40
F17	at Chattanooga	W, 75-57
F19	Morehead State*	L, 68-71
F21	Eastern Kentucky*	L, 91-92
F26	Austin Peay*	L, 74-84
F28	at Murray State*	L, 46-52
M4	at WKU*	L, 71-85

* - Ohio Valley Conference Game

1972-73

Overall: 12-13 • OVC: 5-9

Home: 8-6 • Away: 4-7 • Neutral: 0-0

Coach: Jimmy Earle

D2	at ULM	W, 73-69
D4	at Pan-American	W, 78-72
D11	Vanderbilt	L, 57-69
D13	UNC-Asheville	W, 87-71
J8	Bellarmine	W, 74-68
J10	MacMurray	W, 113-75
J13	at Tennessee Tech*	L, 70-75
J15	at ETSU*	W, 71-68
J17	at Georgia State	L, 62-67
J20	Morehead State*	L, 63-72
J22	Eastern Kentucky*	L, 77-80
J27	at Austin Peay*	L, 73-93
J29	Murray State*	L, 82-90
J31	at Chattanooga	W, 81-78
F3	at WKU*	L, 68-86
F8	Parsons	W, 85-67
F10	ETSU*	W, 71-58
F12	Tennessee Tech*	W, 78-67

F15	Chattanooga	L, 75-83
F17	at Eastern Kentucky*	L, 58-74
F19	at Morehead State*	L, 87-89
F22	ULM	L, 68-74
F24	at Murray State*	L, 68-71
F26	Austin Peay*	W, 87-86
M3	WKU	W, 92-80

* - Ohio Valley Conference Game

1973-74

Overall: 18-8 • OVC: 9-5

Home: 14-1 • Away: 3-6 • Neutral: 1-1

Coach: Jimmy Earle

D1	St. Bernard	W, 108-73
D4	ULM	L, 85-87
D7	vs. Tennessee State+	L, 59-63
D8	vs. Nebraska+	W, 76-65
D11	Va. Commonwealth	W, 102-80
D13	Cal State-Sonoma	W, 105-76
D20	at Western Carolina	W, 92-76
D28	Tennessee State	W, 85-77
J5	Texas Wesleyan	W, 109-62
J7	Chattanooga	W, 85-74
J9	Buffalo State	W, 104-69
J12	Tennessee Tech*	W, 93-81
J14	ETSU*	W, 82-63
J19	at Morehead State*	L, 77-82
J21	at Eastern Kentucky*	L, 70-73
J26	Austin Peay*	W, 90-87 (OT)
J28	at Murray State*	W, 74-71
F2	WKU*	W, 100-89
F4	at Chattanooga	L, 94-96
F9	at ETSU*	L, 76-80
F11	at Tennessee Tech*	W, 69-67
F16	Eastern Kentucky*	W, 90-68
F18	Morehead State*	W, 82-81
F23	Murray State*	W, 90-79
F25	at Austin Peay*	L, 66-91
M2	at WKU*	L, 75-85

+ - Vanderbilt Invitational (Nashville, Tenn.)

* - Ohio Valley Conference Game

1974-75

Overall: 23-5 • OVC: 12-2

Home: 15-0 • Away: 7-3 • Neutral: 1-2

Coach: Jimmy Earle

N29	vs. Pennsylvania+	L, 74-101
N30	vs. Ole Miss+	W, 79-68
D5	Wisconsin-Green Bay	W, 73-57
D7	at ULM	W, 91-81
D9	Belmont	W, 94-53
D19	Presbyterian	W, 115-64
D28	at Vanderbilt	L, 68-81
D30	David Lipscomb	W, 82-50
J4	VMI	W, 93-89
J7	at Tennessee State	W, 81-67
J11	at ETSU*	W, 80-74
J13	at Tennessee Tech*	W, 67-65
J18	Eastern Kentucky*	W, 91-70



- YEAR-BY-YEAR RESULTS -

J20	Morehead State*	W, 91-87
J25	at Murray State*	W, 84-77
J27	Austin Peay*	W, 101-70
F1	at WKU*	W, 102-95
F3	Tennessee State	W, 82-81
F8	Tennessee Tech*	W, 102-83
F10	ETSU*	W, 85-81
F15	at Morehead State*	L, 85-89
F17	at Eastern Kentucky*	W, 83-77
F22	at Austin Peay*	L, 65-70
F24	Murray State*	W, 99-90
M1	WKU*	W, 89-86
M7	Morehead State#	W, 85-68
M8	Austin Peay#	W, 89-75
M15	vs. Oregon State!	L, 67-78
+ - Clemson Invitational (Clemson, S.C.)		
* - Ohio Valley Conference Game		
# - OVC Tournament (Murfreesboro, Tenn.)		
! - NCAA Tournament		

1975-76

Overall: 16-12 • OVC: 6-8		
Home: 12-3 • Away: 3-8 • Neutral: 1-1		
Coach: Jimmy Earle		
D1	Sewanee	W, 88-71
D4	Morris Harvey	W, 89-67
D8	at Alabama	L, 62-76
D13	Rio Grande	W, 89-65
D19	vs. Clemson+	L, 46-82
D20	vs. Army+	W, 78-71
D23	Mercer	W, 83-72
D29	Cal Poly-SLO	W, 69-64
J3	Athens College	W, 65-63
J7	Chattanooga	L, 72-83
J9	Palm Beach Atlantic	W, 93-69
J12	Western Kentucky*	L, 69-83
J17	Tennessee Tech*	W, 76-74
J19	East Tennessee*	W, 79-60
J24	at Morehead State*	L, 63-74
J26	at Eastern Kentucky*	W, 93-62
J31	at Austin Peay*	L, 55-61
F2	at Murray State*	L, 60-71
F7	at WKU*	W, 71-65
F9	Austin Peay*	L, 77-79
F14	at ETSU*	L, 74-88
F16	at Tennessee Tech*	L, 89-96
F21	Eastern Kentucky*	W, 95-75
F23	Morehead State*	W, 93-67
F25	at Marshall	W, 99-82
F28	Murray State*	W, 86-78
M1	at Tennessee Tech#	W, 84-72
M4	at WKU#	L, 78-88
+ - Volunteer Classic (Knoxville, Tenn.)		
* - Ohio Valley Conference Game		
^ - OVC Tournament First Round		
# - OVC Tournament (Bowling Green, Ky.)		

1976-77

Overall: 20-9 • OVC: 9-5		
Home: 11-3 • Away: 8-5 • Neutral: 1-1		
Coach: Jimmy Earle		
D1	Arkansas-Little Rock	W, 85-54
D4	Athens College	W, 97-72
D9	Valdosta State	W, 92-75
D11	at VCU	W, 59-50
D13	Troy State	W, 88-67
D18	Chattanooga	L, 73-75 (OT)
D21	at Bellarmine	W, 75-70
D29	at Vanderbilt	L, 59-62
J3	at Mercer	W, 59-55 (OT)
J5	Culver-Stockton	W, 79-55
J8	at ETSU*	W, 52-51
J10	at Tennessee Tech*	W, 73-68
J15	Eastern Kentucky*	W, 86-71
J17	Morehead State*	W, 65-52
J22	at Murray State*	L, 70-71
J24	Austin Peay*	L, 62-63
J29	at WKU*	W, 67-60
J31	at Chattanooga	L, 90-101
F2	Marshall	W, 94-87
F5	Tennessee Tech*	W, 98-91 (OT)
F7	ETSU*	W, 78-67
F12	at Eastern Kentucky*	W, 71-66
F14	at Morehead State*	L, 67-74
F19	at Austin Peay*	L, 61-67
F21	Murray State*	W, 74-70
F26	WKU*	L, 74-76
M4	vs. Morehead State#	W, 92-70
M5	at Austin Peay#	W, 77-65
M13	vs. Detroit!	L, 76-93
* - Ohio Valley Conference Game		
# - OVC Tournament (Clarksville, Tenn.)		
! - NCAA Tournament (Baton Rouge, La.)		

1977-78

Overall: 18-8 • OVC: 10-4		
Home: 11-2 • Away: 6-4 • Neutral: 1-2		
Coach: Jimmy Earle		
N17	at Oral Roberts	L, 55-58
D1	Athens College	W, 79-68
D5	Georgia College	W, 92-54
D9	Georgia Southwestern	W, 79-58
D12	at Ole Miss	W, 61-53
D17	UNC-Asheville	W, 74-62
D19	at Michigan State	L, 51-72
D28	vs. Pepperdine+	L, 61-68
D29	vs. Bucknell+	W, 77-65
J2	Culver-Stockton	W, 81-34
J4	Urbana College	W, 84-48
J7	at Morehead State*	W, 92-59
J9	at Eastern Kentucky*	W, 93-86
J14	Tennessee Tech*	L, 60-65
J16	ETSU*	W, 68-61
J21	Austin Peay*	L, 62-64
J23	at Murray State*	W, 78-77
J28	WKU*	W, 98-69

F4	Eastern Kentucky*	W, 74-73 (OT)
F6	Morehead State*	W, 37-36
F11	at Tennessee Tech*	W, 57-51
F13	at ETSU*	W, 62-53
F18	Murray State*	W, 57-56
F20	at Austin Peay*	L, 72-80
F25	at WKU*	L, 78-87
M2	vs. Austin Peay#	L, 61-66
+ - Senior Bowl Tournament (Mobile, Ala.)		
* - Ohio Valley Conference Game		
# - OVC Tournament (Bowling Green, Ky.)		

1978-79

Overall: 16-11 • OVC: 7-5		
Home: 11-4 • Away: 4-7 • Neutral: 1-0		
Coach: Jimmy Earle		
N30	North Carolina Central	W, 72-55
D2	Georgia College	W, 74-54
D5	at Alabama	L, 66-89
D7	Pikeville College	W, 84-74
D9	at Mississippi State	L, 50-85
D11	Tennessee State	L, 64-69
D18	McNeese State	W, 67-61
D20	Central Arkansas	W, 87-78
D22	at UNLV+	L, 83-95
D23	vs. UC-Santa Barbara+	W, 72-65
D30	David Lipscomb	W, 91-72
J2	UNC-Asheville	W, 98-61
J6	Morehead State*	W, 99-97 (OT)
J8	Eastern Kentucky*	L, 77-81
J10	at Tennessee Tech*	L, 73-83
J14	at Austin Peay*	W, 74-58
J17	Murray State*	W, 84-71
J19	at WKU*	L, 70-72 (OT)
F3	at Eastern Kentucky*	L, 83-84
F5	at Morehead State*	W, 70-66
F8	Mercer	L, 61-64 (OT)
F10	Tennessee Tech*	L, 72-76 (OT)
F14	at Mercer	W, 62-61
F17	at Murray State*	W, 69-67
F19	Austin Peay*	W, 58-56 (OT)
F24	WKU*	W, 81-76
M2	at Eastern Kentucky#	L, 81-90
+ - Rebel Roundup (Las Vegas, Nev.)		
* - Ohio Valley Conference Game		
# - OVC Tournament (Richmond, Ky.)		

1979-80

Overall: 13-13 • OVC: 5-7		
Home: 10-3 • Away: 2-10 • Neutral: 1-0		
Coach: Stan Simpson		
N30	vs. St. Louis+	W, 67-65
D1	at Clemson+	L, 61-94
D6	Pikeville College	W, 85-70
D8	South Alabama	L, 49-55
D10	at Tennessee State	L, 63-75
D15	at Mercer	W, 63-62
D18	Bluefield College	W, 87-39
D20	Rio Grande College	W, 77-45





- YEAR-BY-YEAR RESULTS -

D22 Mercer	W, 81-63
D31 North Alabama	W, 67-60
J3 at Centenary	L, 54-58
J5 at McNeese State	L, 53-65
J10 Tennessee Tech*	W, 65-62
J12 Akron	W, 66-55
J17 Austin Peay*	W, 78-68
J19 at Murray State*	L, 53-61
J24 WKU*	L, 68-72
J26 at Morehead State*	L, 66-68
J31 Eastern Kentucky*	W, 79-64
F2 Morehead State*	W, 75-68
F7 at Tennessee Tech*	W, 77-68
F9 at Akron	L, 71-78
F14 Murray State*	L, 62-68
F16 at Austin Peay*	L, 63-75
F21 at WKU*	L, 79-81 (30T)
F23 at Eastern Kentucky*	L, 67-79
+ - IPTAY Tournament (Clemson, S.C.)	

1980-81

Overall: 18-9 • OVC: 9-5

Home: 11-1 • Away: 7-7 • Neutral: 0-1

Coach: Stan Simpson

N29 at Western Carolina	L, 70-77
D1 Chattanooga	W, 73-67
D3 at South Alabama	W, 80-79
D8 at North Alabama	W, 74-73
D18 Clinch Valley	W, 73-61
D20 Westmar	W, 104-66
D22 at Georgia State	W, 74-58
D30 Tennessee State	W, 69-59
J3 Morehead State*	W, 64-57
J5 Eastern Kentucky*	W, 53-42
J8 at Tennessee Tech*	W, 86-62
J10 at Akron*	W, 57-50
J15 at Austin Peay*	W, 62-61
J17 at Murray State*	L, 70-74
J22 at WKU*	L, 55-67
J24 Western Carolina	W, 66-52
J29 at Morehead State*	L, 60-61
J31 at Eastern Kentucky*	L, 53-55
F5 Tennessee Tech*	W, 53-50
F7 at Akron*	W, 90-64
F9 at Detroit	L, 60-75
F12 Murray State*	W, 67-53
F14 Austin Peay*	L, 77-81
F19 WKU*	W, 62-54
F21 at Chattanooga	L, 70-72
F25 Oral Roberts	W, 85-79
M6 vs. Murray State#	L, 60-62
* - Ohio Valley Conference Game	
# - OVC Tournament (Bowling Green, Ky.)	

1981-82

Overall: 22-8 • OVC: 12-4

Home: 10-3 • Away: 9-3 • Neutral: 3-2

Coach: Stan Simpson

N27 vs. Chattanooga+	L, 54-62
----------------------	----------

N28 vs. Austin Peay+	W, 54-51
D3 South Alabama	W, 71-69 (OT)
D5 Tennessee State	L, 55-60
D10 at Morehead State*	W, 64-59
D12 at Eastern Kentucky*	W, 69-51
D17 Georgia State	W, 62-49
D19 Tennessee Tech*	W, 88-63
D21 Samford	W, 67-63 (OT)
D30 Detroit	W, 64-62 (OT)
J4 at Xavier	W, 69-48
J7 Akron*	W, 83-62
J9 Youngstown State*	W, 73-56
J14 at WKU*	L, 49-65
J16 at Tennessee State*W,	70-68 (OT)
J21 Murray State*	L, 58-59
J23 Austin Peay*	W, 64-52
J27 at Oral Roberts	L, 73-83
J30 at Tennessee Tech*	L, 61-75
F4 at Akron*	W, 65-53
F6 at Youngstown State*	W, 73-67
F13 WKU*	L, 64-75
F18 at Murray State*	W, 70-53
F20 at Austin Peay*	W, 67-56
F25 Morehead State*	W, 63-52
F27 Eastern Kentucky*	W, 62-55
M5 vs. Murray State#	W, 56-54 (OT)
M6 at WKU#	W, 54-52
M11 vs. No. 15 Kentucky!	W, 50-44
M13 vs. Louisville!	L, 56-81
+ - Coors Classic (Nashville, Tenn.)	
* - Ohio Valley Conference Game	
# - OVC Tournament (Bowling Green, Ky.)	
! - NCAA Tournament (Nashville, Tenn.)	

1982-83

Overall: 7-20 • OVC: 3-11

Home: 6-8 • Away: 1-12 • Neutral: 0-0

Coach: Stan Simpson

N26 Tennessee State+	L, 71-77
N27 Austin Peay+	W, 87-82
N29 at Alabama	L, 58-103
D4 at South Alabama	L, 91-94
D8 WKU	W, 65-57
D11 Trinity	W, 80-55
D17 at Morehead State*	L, 84-85
D18 at Eastern Kentucky*	L, 52-57
D22 at Vanderbilt	L, 53-64
J3 Xavier	L, 57-58
J8 Youngstown State*	L, 66-73
J10 Akron*	L, 58-63
J15 at Tennessee Tech*	L, 67-82
J18 at Samford	L, 64-71
J21 at Murray State*	L, 54-61
J28 Austin Peay*	W, 81-68
F1 Georgia State	L, 60-73
F4 at Akron*	L, 76-89
F5 at Youngstown State*	L, 72-73
F12 Tennessee Tech*	W, 71-68
F18 Murray State*	L, 69-80
F21 New Orleans	L, 68-70

F23 at Georgia State	W, 76-69
F26 at Austin Peay*	L, 60-74
F28 at New Orleans	L, 67-83
M4 Morehead State*	L, 65-85
M5 Eastern Kentucky*	W, 83-70
+ - Tennessee Classic (Murfreesboro, Tenn.)	
* - Ohio Valley Conference Game	

1983-84

Overall: 11-16 • OVC: 4-10

Home: 6-6 • Away: 3-9 • Neutral: 2-1

Coach: Stan Simpson

N25 vs. Georgia+	L, 67-83
N26 vs. Georgia State+	W, 70-58
N30 at Memphis State	L, 47-74
D3 at Tennessee State	L, 57-58
D5 Urbana	W, 69-47
D16 at Chattanooga%	L, 49-62
D17 vs. Austin Peay%	W, 71-60
D21 at Georgia State	W, 66-57
D30 at WKU	L, 61-92
J2 Georgia College	W, 82-53
J7 at Tennessee Tech*	L, 60-70
J12 at Morehead State*	W, 57-54
J14 at Eastern Kentucky*	L, 58-63
J17 Georgia Southern	L, 54-55
J19 Youngstown State*	L, 57-59
J21 Akron*	W, 52-50 (OT)
J26 Austin Peay*	L, 58-67
J27 Murray State*	L, 76-85
F2 Tennessee State	W, 77-71
F4 Georgia State	W, 84-61
F9 at Austin Peay*	L, 57-62
F11 at Murray State*	L, 63-75
F16 Morehead State*	L, 73-88
F18 Eastern Kentucky*	W, 64-61
F23 at Youngstown State*	L, 64-75
F25 at Akron*	W, 84-64
M3 Tennessee Tech*	L, 66-68
+ - Wendy's Classic (Bowling Green, Ky.)	
% - Coca-Cola Classic (Chattanooga, Tenn.)	
* - Ohio Valley Conference Game	

1984-85

Overall: 17-14 • OVC: 7-7

Home: 13-3 • Away: 3-10 • Neutral: 1-1

Coach: Bruce Stewart

N23 Georgia College	W, 65-63 (OT)
N30 vs. Tennessee State+	W, 80-60
D1 at Chattanooga+	L, 69-71
D3 at Vanderbilt	L, 82-94
D5 at Memphis State	L, 77-90
D8 Miles College	W, 103-69
D15 at Clemson	L, 75-81
D19 Urbana	W, 87-66
D23 WKU	L, 50-60
J5 Cumberland	W, 79-55
J7 Tennessee Tech*	L, 64-70
J12 Morehead State*	W, 75-63



- YEAR-BY-YEAR RESULTS -

J14	Eastern Kentucky*	W, 45-43
J19	at Youngstown State*	L, 56-57
J21	at Akron*	L, 64-80
J26	at Austin Peay*	W, 84-68
J29	at Murray State*	L, 59-63
J30	at Georgia Southern	L, 64-72
F7	Tennessee State	W, 60-59
F9	Austin Peay*	W, 61-60
F11	Murray State*	W, 65-59
F13	at Tennessee State	W, 70-65 (OT)
F16	at Morehead State*	W, 83-67
F18	at Eastern Kentucky*	L, 67-69 (OT)
F21	at Tennessee Tech*	L, 70-74
F23	Youngstown State*	L, 76-82
F25	Akron*	W, 71-63
F28	Murray State#	W, 63-60
M1	Tennessee Tech#	W, 54-52
M2	Youngstown State#	W, 66-63
M14	vs. North Carolina!	L, 57-76
+- Coca-Cola Classic (Chattanooga, Tenn.)		
* - Ohio Valley Conference Game		
# - OVC Tournament (Murfreesboro, Tenn.)		
! - NCAA Tournament (South Bend, Ind.)		

1985-86

Overall: 23-11 • OVC: 10-4		
Home: 14-0 • Away: 5-10 • Neutral: 4-1		
Coach: Bruce Stewart		
N22	vs. BYU-Hawaii+	W, 95-81
N23	vs. Minnesota+	W, 92-79
N25	vs. West Virginia State+	L, 82-85
N29	vs. South Carolina*	W, 94-77
N30	at Memphis State%	L, 63-73
D4	at Arkansas-Little Rock	L, 70-72
D7	Belmont	W, 100-71
D9	at WKU	L, 74-86
D11	at Missouri	L, 77-81
D14	Armstrong State	W, 71-54
D21	Transylvania	W, 89-57
J2	Freed-Hardeman	W, 118-52
J6	at Tennessee Tech*	W, 79-77 (OT)
J11	Murray State*	W, 81-68
J13	Austin Peay*	W, 61-57
J15	Alabama State	W, 132-101
J18	at Morehead State*	W, 107-73
J20	at Eastern Kentucky*	W, 66-57
J25	Youngstown State*	W, 84-70
J27	Akron*	W, 86-78
J29	at West Virginia	W, 72-70
F1	at Tennessee State	W, 63-62
F3	Tennessee Tech*	W, 83-80
F8	at Akron*	L, 70-72
F10	at Youngstown State*	L, 61-72
F15	at Austin Peay*	L, 66-72
F17	at Murray State*	L, 86-93
F22	Eastern Kentucky*	W, 84-74
F24	Morehead State*	W, 80-63
F26	Tennessee State	W, 85-73
M3	Eastern Kentucky#	W, 88-65

M7	vs. Murray State#	W, 85-81
M8	at Akron#	L, 63-68
M13	at Clemson!	L, 81-99
+ - Hawaii Classic (Honolulu, Hawaii)		
% - Mid-South Classic (Memphis, Tenn.)		
* - Ohio Valley Conference Game		
^ - OVC Tournament First Round		
# - OVC Tournament (Akron, Ohio)		
! - National Invitational Tournament		

1986-87

Overall: 22-7 • OVC: 11-3		
Home: 12-2 • Away: 9-4 • Neutral: 1-1		
Coach: Bruce Stewart		
N28	at Armstrong State	W, 92-70
D2	at Old Dominion	W, 75-66
D11	Cumberland	W, 106-76
D15	McNeese State	W, 86-80
D17	Lincoln Memorial	W, 116-92
D20	at Marshall	L, 85-87
D22	Arkansas-Little Rock	W, 66-63
D29	vs. Michigan+	W, 85-83
D30	at UAB+	L, 91-93 (OT)
J5	at Tennessee Tech*	W, 114-79
J8	Kennesaw	W, 98-70
J10	at Murray State*	W, 64-57
J12	at Austin Peay*	W, 94-88
J17	Morehead State*	W, 81-72
J19	Eastern Kentucky*	W, 89-83
J24	at Youngstown State*	W, 93-88
J26	at Akron*	L, 78-96
J31	at Tennessee State	W, 66-65
F2	Tennessee Tech*	W, 116-65
F7	Akron*	W, 64-62
F9	Youngstown State* W,	88-79 (OT)
F11	at Alabama State	W, 81-79
F14	Austin Peay*	L, 73-76
F16	Murray State*	W, 90-76
F21	at Eastern Kentucky*	L, 86-89
F23	at Morehead State*	W, 84-74
F26	Tennessee State	W, 72-67
M6	Austin Peay#	L, 83-87
M12	vs. Notre Dame!	L, 71-84
+ - UAB Classic (Birmingham, Ala.)		
* - Ohio Valley Conference Game		
# - OVC Tournament (Murfreesboro, Tenn.)		
! - NCAA Tournament (Charlotte, N.C.)		

1987-88

Overall: 23-11 • OVC: 11-3		
Home: 16-3 • Away: 6-5 • Neutral: 1-3		
Coach: Bruce Stewart		
N21	Virginia Tech+	W, 88-85
N24	vs. Seton Hall+&	L, 61-93
D2	Cumberland	W, 127-57
D5	at McNeese State	W, 84-69
D10	Georgia College	W, 79-73
D12	Chattanooga	W, 92-76
D15	LA Tech	L, 63-64

D18	vs. UNC-Charlotte%	L, 63-78
D19	vs. Miami (OH)%	W, 81-72
D22	Marshall	W, 91-80
J2	Kennesaw	W, 103-71
J7	at LA Tech	L, 67-72
J11	Akron	W, 82-78
J13	Tennessee Tech*	W, 69-67 (OT)
J16	at Youngstown State*	W, 78-61
J18	at Akron*	L, 72-76
J23	Murray State*	L, 67-79
J25	Austin Peay*	W, 74-67
J30	at Morehead State*	W, 100-85
F1	at Eastern Kentucky*	L, 70-88
F5	at Tennessee State*	W, 98-83
F8	at Arkansas State	L, 71-79
F12	Eastern Kentucky*	W, 87-75
F15	Morehead State*	W, 109-95
F20	Tennessee State*	W, 92-87
F22	Youngstown State*	W, 78-58
F27	at Austin Peay*	W, 73-70
F29	at Murray State*	L, 66-82
M3	at Tennessee Tech* W,	92-89 (2OT)
M7	Youngstown State^	W, 81-76
M11	vs. Austin Peay#	L, 82-94
M18	Tennessee!	W, 85-80
M22	Georgia!	W, 69-59
M26	Boston College!	L, 69-78
+ - Big Apple Preseason NIT		
& - at Rutgers (New Brunswick, N.J.)		
% - UK Invitational Tournament (Lexington, Ky.)		
* - Ohio Valley Conference Game		
^ - OVC Tournament First Round		
# - OVC Tournament (Murray, Ky.)		
! - National Invitational Tournament		

1988-89

Overall: 23-8 • OVC: 10-2		
Home: 13-0 • Away: 5-6 • Neutral: 5-2		
Coach: Bruce Stewart		
N28	Kennesaw	W, 93-56
D3	at Wright State	L, 71-88
D5	at Akron	L, 65-81
D8	Tennessee Wesleyan	W, 143-68
D10	Alabama State	W, 111-83
D17	at Chattanooga	W, 88-87
D20	LA Tech	W, 91-87
D22	Arkansas State	W, 93-92 (2OT)
D27	vs. Clemson+	L, 77-81
D29	vs. Chicago State+	W, 85-71
D30	vs. Colorado+	W, 107-105 (OT)
J4	at Alabama State	L, 96-102
J7	Akron	W, 99-94
J9	Tennessee State*	W, 89-60
J12	at LA Tech	L, 71-72
J16	at Tennessee Tech*	W, 79-77
J21	Eastern Kentucky*	W, 82-67
J23	Morehead State*	W, 108-68
J28	at Austin Peay*	W, 95-84
J30	at Murray State*	L, 67-71
F4	at Tennessee State*	W, 104-71



- YEAR-BY-YEAR RESULTS -

F8 Wright State W, 83-51
 F11 Murray State* W, 85-84
 F13 Austin Peay* W, 111-105 (OT)
 F18 at Morehead State* L, 99-101
 F20 at Eastern Kentucky* W, 81-63
 F25 Tennessee Tech* W, 89-68
 M8 vs. Eastern Kentucky# W, 81-64
 M9 vs. Austin Peay# W, 82-79
 M16 vs. No. 16 Florida State! W, 97-83
 M18 vs. Virginia! L, 88-104
 + - Far West Classic (Portland, Ore.)
 * - Ohio Valley Conference Game
 # - OVC Tournament (Nashville, Tenn.)
 ! - NCAA Tournament (Nashville, Tenn.)

1989-90

Overall: 12-16 • OVC: 6-7

Home: 8-6 • Away: 4-8 • Neutral: 0-2

Coach: Bruce Stewart

N30 Tusculum W, 104-56
 D4 at Akron W, 64-61
 D9 at LA Tech L, 77-98
 D16 Kennesaw W, 75-62
 D18 Cleveland State L, 65-67 (OT)
 D21 Arkansas State L, 55-70
 D23 Alcorn State W, 85-76
 D29 vs. Cal State-Fullerton+ L, 69-77
 D30 vs. ULM+ L, 70-81
 J3 at Alabama State L, 97-107
 J6 at Cleveland State L, 69-76
 J8 Tennessee Tech* L, 75-100
 J11 LA Tech W, 84-75
 J15 at Tennessee St.* L, 0-2 (Forfeit)
 J20 Murray State* L, 71-80
 J22 Austin Peay* L, 62-67
 J27 at Morehead State* W, 67-65
 J29 at Eastern Kentucky* L, 51-67
 F3 at Tennessee Tech* L, 69-79
 F5 Akron W, 80-76
 F10 Eastern Kentucky* L, 66-81
 F12 Morehead State* W, 89-76
 F17 at Austin Peay* W, 100-78
 F19 at Murray State* W, 81-76
 F22 Alabama State W, 110-90
 F24 Tennessee State* W, 111-97
 F26 at Arkansas State L, 89-93
 M3 at Eastern Kentucky# L, 52-65
 + - Cowboy Shootout (Casper, Wyo.)
 * - Ohio Valley Conference Game
 # - OVC Tournament (Richmond, Ky.)

1990-91

Overall: 21-9 • OVC: 6-6

Home: 9-4 • Away: 9-5 • Neutral: 3-0

Coach: Bruce Stewart

N23 Mississippi Valley State W, 89-77
 N26 Kennesaw W, 97-77
 N29 at South Carolina State L, 73-75
 D1 at Georgia Southern W, 80-77

D4 Grambling W, 96-87
 D8 at Memphis State L, 60-75
 D13 Belmont W, 73-55
 D15 at Alcorn State W, 83-71
 D20 Georgia Southern W, 80-76 (OT)
 D28 vs. Coppin State+ W, 73-67
 D29 vs. Samford+ W, 62-50
 J7 FIU W, 86-72
 J12 Austin Peay* L, 72-80
 J14 Murray State* L, 66-70
 J19 at Eastern Kentucky* L, 73-83
 J21 at Morehead State* W, 64-58
 J26 Tennessee Tech* L, 68-73
 J28 Tennessee State* W, 92-80
 J30 South Carolina State W, 81-63
 F2 at FIU W, 94-77
 F6 at Grambling W, 114-85
 F9 at Tennessee State* W, 112-90
 F11 at Tennessee Tech* W, 95-88
 F16 Morehead State* W, 70-68
 F18 Eastern Kentucky* L, 74-79
 F23 at Murray State* L, 86-91
 F25 at Austin Peay* W, 94-90
 M2 at Austin Peay^ W, 87-83
 M6 vs. Eastern Kentucky# W, 83-66
 M7 at Murray State# L, 67-79

+ - MVP Classic (Toledo, Ohio)

* - Ohio Valley Conference Game

^ - OVC Tournament First Round

- OVC Tournament (Murray, Ky.)

1991-92

Overall: 16-11 • OVC: 9-5

Home: 9-2 • Away: 6-7 • Neutral: 1-2

Coach: David Farrar

N23 at Arkansas-Little Rock W, 61-60
 N25 Lipscomb W, 79-66
 N27 at LSU L, 65-96
 D5 at Tennessee L, 83-86
 D7 at Mississippi Valley State W, 87-67
 D14 at Murray State* L, 74-98
 D20 vs. South Alabama+ L, 71-76
 D21 vs. Slippery Rock+ W, 72-46
 J2 Oral Roberts W, 100-78
 J6 at Cincinnati L, 70-79
 J11 Southeast Missouri* W, 61-58
 J13 Austin Peay* W, 84-71
 J15 UT-Martin W, 94-55
 J18 at Tennessee State* W, 55-50
 J20 at Tennessee Tech* L, 90-99 (OT)
 J25 Morehead State* W, 80-72
 J27 Eastern Kentucky* W, 73-68
 F1 Murray State* L, 83-84
 F8 at Eastern Kentucky* L, 79-86
 F10 at Morehead State* W, 92-85
 F15 Tennessee Tech* W, 97-76
 F17 Tennessee State* W, 68-49
 F22 at Austin Peay* L, 73-75
 F24 at Southeast Missouri* W, 87-76
 F29 at College of Charleston W, 70-68

M3 Arkansas State L, 60-76
 M6 vs. Morehead State# L, 80-81
 + - Blue Angels Classic (Pensacola, Fla.)
 * - Ohio Valley Conference Game
 # - OVC Tournament (Lexington, Ky.)

1992-93

Overall: 10-16 • OVC: 5-11

Home: 8-5 • Away: 1-11 • Neutral: 1-0

Coach: David Farrar

D1 Livingston State W, 88-74
 D4 vs. Lehigh+ W, 89-73
 D5 at Colorado+ L, 57-97
 D12 at Minnesota L, 65-88
 D21 at Oral Roberts L, 75-78
 D23 Cleveland State W, 77-69
 J2 Southern Univ. W, 70-69 (OT)
 J4 at Missouri-Kansas City L, 65-73
 J9 Morehead State* W, 76-65
 J11 Eastern Kentucky* L, 65-80
 J13 Tennessee State* L, 70-78
 J18 at UT-Martin* L, 67-71
 J23 at Tennessee Tech* W, 86-73
 J27 Austin Peay* W, 73-55
 J30 at Southeast Missouri* L, 69-80
 F1 at Murray State* L, 73-76
 F6 Oral Roberts W, 93-76
 F8 UT-Martin* W, 70-60
 F11 at Tennessee State* L, 67-84
 F13 Vanderbilt L, 51-81
 F15 Tennessee Tech* L, 63-65
 F20 at Morehead State* L, 59-81
 F22 at Eastern Kentucky* L, 46-66
 F25 at Austin Peay* L, 51-57
 F27 Southeast Missouri* L, 63-67 (OT)
 M1 Murray State* W, 79-74 (OT)
 + - Mile High Classic (Boulder, Colo.)
 * - Ohio Valley Conference Game

1993-94

Overall: 8-19 • OVC: 5-11

Home: 8-5 • Away: 0-12 • Neutral: 0-2

Coach: David Farrar

N27 UNC-Greensboro L, 56-70
 D1 Oral Roberts W, 94-77
 D3 Minnesota L, 76-90
 D7 at TCU L, 56-65 (OT)
 D11 Alabama-Huntsville W, 92-61
 D18 Missouri-Kansas City W, 82-67
 D21 at Cleveland State L, 59-67
 D29 at New Mexico+ L, 56-69
 D30 vs. St. Bonaventure+ L, 69-83
 J3 at UT-Martin* L, 64-70 (OT)
 J6 at Southern Univ. L, 86-96
 J12 Austin Peay* W, 78-69
 J15 at Murray State* L, 76-102
 J17 at Southeast Missouri* L, 77-99
 J19 Tennessee State* L, 56-66
 J22 at Eastern Kentucky* L, 72-88



- YEAR-BY-YEAR RESULTS -

J24 at Morehead State* L, 58-60
 J29 Tennessee Tech* L, 68-69
 J31 UT-Martin* W, 66-60
 F5 at Tennessee State* L, 58-82
 F12 Murray State* L, 86-116
 F14 Southeast Missouri* W, 94-68
 F17 at Tennessee Tech* L, 69-73
 F22 at Austin Peay* L, 65-87
 F26 Morehead State* W, 74-65
 F28 Eastern Kentucky* W, 82-75
 M3 vs. Tennessee State# L, 60-61
 + - Lobo Invitational (Albuquerque, N.M.)
 * - Ohio Valley Conference Game
 # - OVC Tournament (Nashville, Tenn.)

1994-95

Overall: 12-15 • OVC: 5-11

Home: 9-7 • Away: 3-7 • Neutral: 0-1

Coach: David Farrar

N26 North Georgia W, 72-64
 D3 Lyon W, 75-68
 D6 Alabama-Huntsville W, 72-50
 D10 Valdosta State W, 83-62
 D21 TCU L, 78-100
 D29 Radford L, 57-60
 D31 at Minnesota L, 57-98
 J3 UT-Martin* L, 64-66
 J7 at Austin Peay* W, 77-74
 J11 Southern Univ. W, 81-78
 J14 Murray State* L, 74-89
 J16 Southeast Missouri* W, 65-63
 J18 at Tennessee State* L, 85-98
 J21 Eastern Kentucky* W, 72-68
 J23 Morehead State* L, 74-87
 J28 Tennessee Tech* L, 75-77
 J30 at UT-Martin* L, 69-76
 F1 Vanderbilt W, 93-90 (OT)
 F9 at Tennessee Tech* L, 65-78
 F11 at Southeast Missouri* L, 63-78
 F13 at Murray State* L, 74-87
 F18 Tennessee State* W, 77-76 (OT)
 F20 Austin Peay* L, 57-67
 F22 at Southern Univ. W, 65-63 (OT)
 F25 at Morehead State* L, 61-65
 F27 at Eastern Kentucky* W, 82-78 (OT)
 M2 vs. Murray State# L, 67-75
 * - Ohio Valley Conference Game
 # - OVC Tournament (Nashville, Tenn.)

1995-96

Overall: 15-12 • OVC: 9-7

Home: 10-4 • Away: 5-7 • Neutral: 0-1

Coach: David Farrar

N25 Indiana State W, 81-78
 N27 at Oral Roberts W, 91-74
 N30 at TCU L, 83-86
 D4 Truman State W, 66-51
 D9 at Radford L, 77-92
 D16 New Orleans

D19 North Carolina A&T W, 64-53
 D23 at Vanderbilt L, 56-70
 J2 Wisconsin-Parkside W, 65-64
 J6 Austin Peay* W, 88-69
 J11 at Tennessee Tech* W, 78-68
 J13 Southeast Missouri* L, 64-65
 J16 Tennessee State* W, 86-74
 J20 at Morehead State* L, 59-68
 J22 at Eastern Kentucky* L, 64-70
 J24 Southern Univ. W, 88-73
 J27 UT-Martin* W, 81-68
 J29 Murray State* L, 72-73
 F3 at Austin Peay* W, 75-66
 F10 at Tennessee State* W, 79-74
 F12 at Southeast Missouri* W, 78-75
 F15 Tennessee Tech* L, 71-77 (OT)
 F17 Eastern Kentucky* W, 74-70
 F19 Morehead State* W, 73-71
 F24 at Murray State* L, 67-80
 F26 at UT-Martin* L, 83-91
 F29 vs. Tennessee Tech# L, 69-89
 * - Ohio Valley Conference Game
 # - OVC Tournament (Nashville, Tenn.)

1996-97

Overall: 19-12 • OVC: 11-7

Home: 13-1 • Away: 4-9 • Neutral: 2-2

Coach: Randy Wiel

N22 vs. Montana+ W, 66-63
 N23 vs. Providence+ W, 77-75
 N24 vs. Alabama+ L, 74-77
 N27 Montreat W, 98-52
 N30 at New Orleans L, 54-66
 D2 Murray State* W, 85-72
 D7 at Southern Univ. W, 91-67
 D14 Chattanooga W, 83-73
 D16 Belmont W, 94-76
 D19 at Indiana State L, 66-92
 D29 Sue Bennett W, 127-70
 J4 at Eastern Kentucky* L, 77-79
 J6 at Morehead State* W, 78-72
 J9 Tennessee State* W, 72-70
 J11 Tennessee Tech* W, 80-72
 J18 Southeast Missouri* L, 76-78
 J20 Eastern Illinois* W, 83-72
 J23 at Austin Peay* L, 74-82
 J25 at Murray State* L, 72-78
 J27 at UT-Martin* L, 59-61
 J30 Morehead State* W, 98-86
 F1 at North Carolina L, 49-99
 F3 Eastern Kentucky* W, 91-58
 F6 Austin Peay* W, 68-65
 F8 at Tennessee Tech* L, 68-77
 F13 at Tennessee State* W, 82-75
 F15 at Eastern Illinois* W, 77-55
 F17 at Southeast Missouri* L, 76-85
 F22 UT-Martin* W, 96-71
 F25 Southeast Missouri^ W, 89-74

F28 vs. Murray State# L, 48-74
 + - Top of the World Classic (Fairbanks, Ak.)
 * - Ohio Valley Conference Game
 ^ - OVC Tournament First Round
 # - OVC Tournament (Nashville, Tenn.)

1997-98

Overall: 19-9 • OVC: 12-6

Home: 11-2 • Away: 8-6 • Neutral: 0-1

Coach: Randy Wiel

N14 at North Carolina L, 56-84
 N20 at Belmont W, 58-38
 N24 at Chattanooga W, 87-68
 N29 at North Carolina A&T W, 75-64
 D6 at Tennessee Tech* W, 67-48
 D13 at Kansas L, 68-103
 D18 Carson-Newman W, 70-54
 D22 Erskine W, 74-40
 D30 Presbyterian W, 60-42
 J3 Murray State* W, 76-71 (OT)
 J5 UT-Martin* W, 66-46
 J8 at Eastern Illinois* L, 74-85
 J10 at Southeast Missouri* W, 70-55
 J13 Tennessee Tech* W, 80-60
 J15 Austin Peay* W, 63-38
 J17 Tennessee State* W, 67-57
 J22 at Eastern Kentucky* W, 96-89
 J24 at Morehead State* W, 77-64
 J29 at Murray State* L, 75-78
 J31 at UT-Martin* W, 78-54
 F5 Eastern Illinois* W, 67-65
 F7 Southeast Missouri* L, 76-85
 F12 at Austin Peay* L, 69-73 (OT)
 F14 at Tennessee State* L, 76-81
 F19 Eastern Kentucky* L, 54-55
 F21 Morehead State* W, 74-61
 F24 Eastern Kentucky^ W, 61-49
 F28 vs. Tennessee State# L, 70-74
 * - Ohio Valley Conference Game
 ^ - OVC Tournament First Round
 # - OVC Tournament (Nashville, Tenn.)

1998-99

Overall: 12-19 • OVC: 9-9

Home: 8-6 • Away: 4-10 • Neutral: 0-3

Coach: Randy Wiel

N16 ETSU L, 59-64
 N21 Erskine W, 83-59
 N24 at Marist L, 61-65
 N28 at ETSU L, 64-80
 N30 No. 3 North Carolina L, 54-75
 D3 at WKU L, 45-51
 D5 Tennessee Tech* W, 67-56
 D12 Belmont L, 72-79
 D21 vs. NC State\$ L, 59-91
 D22 vs. UAB\$ L, 60-85
 D23 at American University\$ W, 93-78
 J2 at UT-Martin* W, 56-50
 J4 at Murray State* L, 74-84



- YEAR-BY-YEAR RESULTS -

J7	at Southeast Missouri*	L, 63-73
J9	Eastern Illinois*	L, 73-75
J12	at Tennessee Tech*	L, 69-75 (OT)
J14	at Tennessee State*	W, 70-60
J16	at Austin Peay*	L, 70-71
J21	Morehead State*	W, 75-62
J23	Eastern Kentucky*	W, 82-67
J28	UT-Martin*	W, 80-78 (OT)
J30	Murray State*	L, 62-81
F1	at Belmont	L, 75-79
F4	at Southeast Missouri*	L, 55-69
F6	at Eastern Illinois*	L, 62-72
F11	Tennessee State*	W, 78-74
F13	Austin Peay*	W, 87-81
F18	at Morehead State*	L, 74-75
F20	at Eastern Kentucky*	W, 72-65
F23	Tennessee State^	W, 75-68
F27	vs. Southeast Missouri#	L, 74-82
S-	Puerto Rico Christmas Shootout (San Juan, P.R.)	

* - Ohio Valley Conference Game
 ^ - OVC Tournament First Round
 # - OVC Tournament (Nashville, Tenn.)

1999-00

Overall: 15-13 • OVC: 10-8

Home: 10-4 • Away: 5-8 • Neutral: 0-1

Coach: Randy Wiel

N22	Tennessee Temple	W, 69-55
N27	Marist	W, 76-55
D2	Eastern Illinois*	L, 72-76
D5	No. 6 Kansas	L, 77-97
D10	at #16 Tennessee	L, 77-78
D20	Martin Methodist	W, 87-79
D23	at Central Florida	L, 77-88
D30	at Campbell	L, 66-73
J6	at Eastern Kentucky*	L, 83-85
J8	at Morehead State*	W, 77-73
J10	Southeast Missouri*	L, 48-61
J13	Belmont	W, 84-73
J15	at Tennessee Tech*	L, 66-78
J18	at Eastern Illinois*	L, 63-69
J20	Austin Peay*	L, 63-74
J22	Tennessee State*	W, 80-73
J27	at Murray State*	W, 81-79
J29	at UT-Martin*	W, 71-63
F3	Eastern Kentucky*	W, 94-71
F5	Morehead State*	W, 69-67
F8	at Southeast Missouri*	L, 56-76
F12	Tennessee Tech*	W, 108-104 (4OT)
F17	at Austin Peay*	L, 74-84
F19	at Tennessee State*	W, 100-85
F24	Murray State*	W, 82-79
F26	UT-Martin*	W, 96-78
F29	at Tennessee Tech^	W, 87-70
M4	vs. Southeast Missouri#	L, 60-78

* - Ohio Valley Conference Game
 ^ - OVC Tournament First Round
 # - OVC Tournament (Nashville, Tenn.)

2000-01

Overall: 5-22 • Sun Belt: 1-15

Home: 4-9 • Away: 1-11 • Neutral: 0-2

Coach: Randy Wiel

N17	St. Francis	W, 93-59
N20	at Tennessee State	L, 71-75
N27	at No. 2 Kansas	L, 66-92
D2	at IUPUI	L, 70-78
D4	at Rice	W, 75-73 (OT)
D9	Tennessee State	W, 79-77
D12	Central Florida	L, 64-68
D15	vs. No. 4 Tennessee\$	L, 83-99
D18	Campbell	W, 78-73
D21	Radford	L, 73-80
J4	Arkansas State*	L, 61-73
J6	North Texas*	W, 105-71
J11	FIU*	L, 59-61
J13	at South Alabama*	L, 64-72
J18	Denver*	L, 57-59
J20	Arkansas-Little Rock*	L, 56-77
J25	at LA Tech*	L, 55-75
J27	at New Orleans*	L, 56-69
J29	at Arkansas-Little Rock*	L, 53-66
F1	WKU*	L, 63-71
F3	at FIU*	L, 61-66
F10	at Arkansas State*	L, 66-86
F15	LA Tech*	L, 53-68
F17	at Louisiana*	L, 57-85
F22	New Mexico State*	L, 60-81
F24	at WKU*	L, 51-92
M2	vs. New Orleans#	L, 61-66 (OT)
S-	at Gaylord Entertainment Center (Nashville, Tenn.)	

* - Sun Belt Conference Game
 # - SBC Tournament (Mobile, Ala.)

2001-02

Overall: 14-15 • Sun Belt: 6-8

Home: 11-2 • Away: 2-11 • Neutral: 1-2

Coach: Randy Wiel

N17	Bryan College	W, 115-59
N21	IUPUI	W, 76-72
N24	UNC-Greensboro	W, 74-58
N26	at Belmont	L, 59-65
D1	at Radford	L, 53-72
D4	Rice	W, 65-52
D6	vs. UT-Martin+	L, 71-76
D8	Tennessee State	W, 88-79
D15	at UT-Pan Am	L, 64-66
D20	at East Carolina	L, 71-81
D28	at South Alabama*	L, 51-59
D30	at New Orleans*	W, 69-64
J5	at FIU*	L, 60-67
J10	New Mexico State*	L, 88-94 (3OT)
J12	Louisiana*	W, 69-64
J16	WKU*	L, 45-55
J19	at North Texas*	L, 63-85
J21	at Tennessee	L, 56-74
J24	Arkansas State*	W, 83-64
J26	Arkansas-Little Rock*	W, 68-65

J31	at IP-Fort Wayne	W, 90-80
F2	FIU*	W, 71-69
F4	UT-Pan American	W, 70-52
F7	at Arkansas State*	L, 51-83
F9	at Arkansas-Little Rock*	L, 52-71
F16	Denver*	W, 62-47
F23	at WKU*	L, 61-65
M1	vs. South Alabama#	W, 48-47
M3	vs. New Mexico State#	L, 48-63

+ - at Jackson, Tenn.
 * - Sun Belt Conference Game
 # - SBC Tournament (New Orleans, La.)

2002-03

Overall: 16-14 • Sun Belt: 9-5

Home: 9-5 • Away: 4-9 • Neutral: 3-0

Coach: Kermit Davis

N22	East Carolina	L, 63-65
N25	at #4 Alabama	L, 65-80
N27	UT-Martin	W, 88-77
N30	at UNC-Greensboro	L, 58-70
D4	Tennessee Tech	L, 66-70
D6	at Purdue^	L, 56-85
D7	IUPUI^	W, 64-60
D16	Murray State	L, 72-79
D18	Christian Brothers	W, 74-57
D21	at Austin Peay	L, 71-79 (OT)
D27	Kennesaw State	W, 66-62
J1	at Murray State	L, 64-76
J4	WKU*	W, 69-65
J9	at Arkansas State*	W, 65-58
J11	at UALR*	L, 62-71 (OT)
J16	South Alabama*	L, 53-64
J18	New Orleans*	W, 77-60
J23	at New Mexico State*	W, 70-68
J25	at Louisiana*	L, 65-71
J28	IP-Fort Wayne	W, 71-52
F1	FIU*	W, 60-58
F6	North Texas*	W, 76-55
F8	at Denver*	W, 80-68
F13	Arkansas State*	W, 79-55
F15	Arkansas-Little Rock*	L, 58-74
F22	at FIU*	W, 80-70
M1	at WKU*	L, 75-89
M9	vs. South Alabama#	W, 72-69
M10	vs. Denver#	W, 83-59
M11	at WKU#	L, 52-64

^ - Boilermaker Invitational (West Lafayette, Ind.)
 * - Sun Belt Conference Game
 # - SBC Tournament (Bowling Green, Ky.)

2003-04

Overall: 17-12 • Sun Belt: 8-6

Home: 10-3 • Away: 6-7 • Neutral: 1-2

Coach: Kermit Davis

N24	Covenant College	W, 86-53
N29	at Wyoming	L, 63-84
D4	Alabama State	W, 71-48
D6	at Tennessee Tech	L, 63-87



- YEAR-BY-YEAR RESULTS -

D13	Tennessee Wesleyan	W, 94-51
D17	at Alabama State	W, 67-62
D20	at No. 16 Cincinnati	L, 54-89
D23	Austin Peay	W, 70-56
D29	vs. Chattanooga%	L, 75-82
D30	vs. South Carolina State%	W, 86-76
J2	at VCU	L, 61-66
J6	IPFW	W, 72-65
J8	Wyoming	W, 76-63
J15	Arkansas State*	W, 92-86 (OT)
J17	Arkansas-Little Rock*	L, 66-68
J22	at South Alabama*	W, 72-63
J24	at New Orleans*	W, 78-75 (OT)
J29	New Mexico State*	L, 76-81
J31	Louisiana*	L, 64-74
F5	at WKU*	L, 66-70
F7	at FIU*	W, 54-53
F12	at North Texas*	L, 64-69
F14	Denver*	W, 65-48
F19	at Arkansas State*	W, 70-69
F21	at Arkansas-Little Rock*	L, 54-59
F26	WKU*	W, 73-59
M1	FIU*	W, 60-42
M7	at WKU#	W, 76-62
M8	vs. Louisiana#	L, 66-70
% - Dr Pepper Classic (Chattanooga, Tenn.)		
* - Sun Belt Conference Game		
# - SBC Tournament (Bowling Green, Ky.)		

2004-05

Overall: 19-12 • Sun Belt: 7-7

Home: 10-3 • Away: 5-6 • Neutral: 4-3

Coach: Kermit Davis

N19	Lambuth	W, 95-54
N23	at Rice	L, 62-67
N27	vs. Mississippi Valley St. \$	L, 58-71
N29	Belmont	W, 66-47
D2	Tennessee Wesleyan	W, 81-46
D5	Tennessee State	W, 96-94
D11	Mississippi Valley State	W, 75-54
D20	vs. Toledo%	W, 70-65
D21	vs. Auburn%	L, 74-79
D22	vs. Delaware%	W, 73-69 (OT)
D27	at Villanova	L, 62-81
D30	at Austin Peay	W, 74-70
J2	VCU	W, 59-55
J5	at IPFW	W, 66-61
J10	Arkansas-Little Rock*	W, 85-50
J13	at Arkansas State*	W, 70-68
J15	at Arkansas-Little Rock*	L, 62-69
J20	South Alabama*	L, 56-59
J22	New Orleans*	L, 60-66
J27	at New Mexico State*	W, 65-50
J29	at Louisiana*	L, 44-54
F3	WKU*	L, 56-61
F5	FIU*	W, 82-69
F10	North Texas*	W, 79-64
F12	at Denver*	L, 71-83
F17	Arkansas State*	W, 80-60

F19	Portland State^	W, 83-62
F24	at WKU*	L, 83-85 (OT)
F28	at FIU*	W, 91-81
M4	vs. New Mexico State#	W, 77-63
M6	vs. ULL#	L, 57-71
\$ - at Greenville, Miss.		
% - San Juan Shootout (San Juan, P.R.)		
^ - Bracket Buster		
* - Sun Belt Conference Game		
# - SBC Tournament (Denton, Texas)		

2005-06

Overall: 16-12 • Sun Belt: 8-6

Home: 9-4 • Away: 6-8 • Neutral: 1-0

Coach: Kermit Davis

N21	Utah State	W, 60-59
N26	at Indiana State	L, 79-85 (OT)
N29	Chattanooga	W, 81-71
D3	at Portland State	W, 65-62
D5	at Utah State	L, 61-79
D10	at Belmont	W, 87-75
D18	Freed-Hardeman	W, 92-48
D20	at No. 10 Louisville \$	L, 68-76
D21	vs. Florida Atlantic \$	W, 90-76
D28	Austin Peay	L, 67-83
D31	at Tennessee State	W, 67-57
J4	at No. 4 Memphis	L, 50-83
J7	at WKU*	L, 48-80
J12	Arkansas State*	W, 77-68
J14	Arkansas-Little Rock*	L, 66-68
J19	at South Alabama*	L, 63-75
J21	at Troy*	L, 57-70
J26	New Orleans*	W, 86-65
J28	Louisiana*	W, 73-59
F4	at FIU*	W, 66-64
F9	at North Texas*	W, 62-60
F11	Denver*	L, 62-72
F13	South Dakota State	W, 89-82 (OT)
F16	at Arkansas State*	L, 74-75
F18	at Ark.-Little Rock*	W, 68-58
F23	WKU*	W, 80-74
F27	FIU*	W, 82-58
M5	Denver#	L, 57-58
\$ - Billy Minardi Classic (Louisville, Ky.)		
* - Sun Belt Conference Game		
# - SBC Tournament		

2006-07

Overall: 15-17 • Sun Belt: 8-10

Home: 7-6 • Away: 7-7 • Neutral: 1-4

Coach: Kermit Davis

N10	at No. 25 Tennessee	L, 52-83
N13	Cumberland Univ.	W, 60-47
N17	vs. No. 10 Alabama \$	L, 62-71
N18	vs. Toledo \$	L, 69-75 (OT)
N20	vs. College of Charleston \$	L, 56-64
N27	Belmont	W, 64-57
N30	Indiana State	W, 65-58
D4	Tennessee State	W, 67-56

D17	ULM*	L, 65-67
D20	at Austin Peay	L, 63-64 (OT)
D23	at No. 18 Memphis	L, 46-86
D28	WKU*	L, 64-73
D31	at FIU*	W, 60-46
J2	at South Alabama*	W, 59-51
J6	Troy*	L, 57-71
J10	at Florida Atlantic*	W, 72-68
J13	at New Orleans*	W, 76-67
J17	Arkansas State*	L, 51-54
J20	at UALR*	W, 61-60
J25	at North Texas*	L, 53-66
J27	Louisiana*	W, 71-59
J29	at South Dakota State	W, 57-56
F1	Denver*	W, 75-49
F3	South Alabama*	L, 38-61
F8	at ULM*	L, 76-82
F10	at WKU*	L, 53-65
F15	FIU*	L, 67-69
F22	at Troy*	L, 70-73
F24	Florida Atlantic*	W, 79-59
F28	at Troy#	W, 72-64
M4	vs. South Alabama#	W, 63-60 (OT)
M5	vs. North Texas#	L, 52-59
\$ - Paradise Jam (St. Thomas, Virgin Islands)		
* - Sun Belt Conference Game		
# - SBC Tournament (Lafayette, La.)		

2007-08

Overall: 17-15 • Sun Belt: 11-7

Home: 10-3 • Away: 4-8 • Neutral: 3-4

Coach: Kermit Davis

N15	San Jose State \$	L, 77-78
N16	Lipscomb \$	W, 68-62
N17	Appalachian State \$	L, 79-84
N20	at No. 7 Tennessee	L, 40-109
N23	Tennessee Wesleyan	W, 91-48
N26	at Belmont	L, 62-85
D1	at Houston	L, 68-83
D12	Belmont	W, 86-80 (OT)
D15	No. 2 Memphis &	L, 41-65
D18	FIU*	W, 72-63
D22	at South Alabama*	L, 61-75
D29	Austin Peay	L, 75-78
J2	at WKU*	L, 51-62
J5	Denver*	W, 68-50
J9	Florida Atlantic*	W, 61-57
J16	at Troy*	W, 65-64
J19	New Orleans*	L, 75-82 (OT)
J24	at ULM*	L, 69-82
J27	North Texas*	W, 69-60
J31	at Louisiana*	W, 57-51
F4	at Arkansas State*	W, 89-86 (OT)
F7	UALR*	W, 63-46
F9	at FIU*	L, 60-66
F14	South Alabama*	W, 76-70
F16	WKU*	L, 66-71
F21	at Denver*	W, 65-58
F23	at Florida Atlantic*	L, 67-75
M1	Troy*	W, 81-58



- YEAR-BY-YEAR RESULTS -

M5 ULM^ W, 74-69
 M9 vs. Troy# W, 65-59
 M10 at South Alabama# W, 82-73
 M11 vs. WKU# L, 57-67
 § - First Shot Exempt Tournament
 & - at Sommet Center (Nashville, Tenn.)
 * - Sun Belt Conference Game
 ^ - SBC Tournament First Round
 # - SBC Tournament (Hot Springs, Ark.)

2008-09

Overall: 18-14 • Sun Belt: 10-8

Home: 10-6 • Away: 6-7 • Neutral: 2-1

Coach: Kermit Davis

N14 Trevecca W, 94-53
 N16 Houston Baptist W, 80-63
 N21 No. 13 Tennessee L, 66-76
 N24 at Vanderbilt L, 57-65
 D2 Houston L, 67-70
 D7 SIU-Edwardsville W, 80-51
 D11 Troy* W, 81-53
 D15 UT-Martin L, 65-72
 D17 at Belmont University L, 69-82
 D20 vs UC-Irvine+ W, 65-52
 D21 vs Norfolk State+ W, 77-56
 D22 at Missouri State+ W, 63-51
 D31 at North Texas W, 89-80 (OT)
 J3 at South Alabama* W, 82-67
 J8 Florida Atlantic* W, 59-57
 J10 FIU* W, 68-63
 J15 at WKU* L, 61-63
 J17 at UALR* L, 65-70
 J22 Arkansas State* W, 60-57
 J24 at New Orleans* L, 65-69
 J29 Louisiana* W, 83-76
 J31 ULM* W, 77-54
 F5 at Denver* L, 51-63
 F7 at Houston Baptist* W, 89-77
 F12 at Troy* L, 64-70
 F14 North Texas* L, 78-89
 F19 South Alabama* L, 57-63
 F21 at Florida Atlantic* W, 74-68
 F26 at FIU* W, 71-66
 F28 WKU* L, 49-68
 M4 Arkansas State^ W, 69-62
 M8 vs. North Texas# L, 79-88
 + - Basketball Travelers Tip-Off Classic (Springfield, Mo.)
 * - Sun Belt Conference Game
 ^ - SBC Tournament First Round
 # - SBC Tournament (Hot Springs, Ark.)

2009-10

Overall: 19-14 • Sun Belt: 13-5

Home: 12-4 • Away: 7-8 • Neutral: 0-2

Coach: Kermit Davis

N13 King College W, 93-73
 N15 at Ohio University\$ L, 68-81
 N17 at Marshall\$ L, 60-63
 N19 Lamar University\$ W, 74-66

N23 at North Carolina A&T\$ L, 56-65
 N27 Cumberland University W, 87-54
 D2 at UAB L, 64-65
 D8 Belmont L, 71-83
 D11 vs. No. 9/9 Tennessee^ L, 54-75
 D13 SIU-Edwardsville W, 83-58
 D22 Howard University W, 69-51
 D31 at New Orleans* W, 63-58
 J2 Louisiana* W, 68-58
 J4 at Vanderbilt L, 53-73
 J7 at Arkansas State* L, 67-69
 J9 at UALR* W, 66-52
 J14 FIU* L, 58-65
 J16 Florida Atlantic* L, 60-61
 J18 WKU* W, 47-46
 J21 at ULM* W, 69-60
 J23 at WKU* W, 84-74
 J28 New Orleans* W, 66-46
 J30 North Texas* W, 69-64
 F4 Troy* L, 67-70
 F6 at South Alabama* W, 80-68
 F11 Denver* W, 57-50
 F13 Houston Baptist W, 109-79
 F18 at Troy* L, 62-66
 F20 South Alabama* W, 81-54
 F25 at FIU* W, 74-71
 F27 at Florida Atlantic* W, 66-57
 M7 vs. Denver# L, 58-73
 M17 at Missouri State! L, 79-87
 § - Global Sports Challenge
 ^ - Sommet Center
 * - Sun Belt Conference game
 # - SBC Tournament (Hot Springs, Ark.)
 ! - Collegelinsider.com Tournament

2010-11

Overall: 16-16 • Sun Belt: 10-6

Home: 10-4 • Away: 4-10 • Neutral: 2-2

Coach: Kermit Davis

N12 Tennessee Temple W, 90-46
 N17 UAB L, 71-76
 N19 vs. Campbell\$ L, 90-97
 N20 vs. Samford\$ W, 68-55
 N21 at Auburn\$ L, 66-68
 N24 Evansville W, 82-70
 N30 at No. 13 Tennessee L, 56-86
 D4 at SIU-Edwardsville W, 73-64
 D7 at Belmont L, 87-88 (2OT)
 D12 Furman L, 61-76
 D18 at Evansville L, 79-81
 D21 Vanderbilt L, 53-72
 D29 Tennessee State W, 65-58
 J2 at South Alabama* L, 57-63
 J5 North Texas* W, 78-71
 J8 at Louisiana* W, 93-91
 J13 Florida Atlantic* L, 61-71
 J15 at Arkansas State* L, 65-69
 J20 Troy* W, 63-51
 J22 Denver* W, 59-49
 J27 at Florida Atlantic* L, 51-62

J29 at FIU* W, 79-70
 F3 ULM* W, 60-54
 F5 South Alabama* W, 85-62
 F10 at WKU* W, 69-60
 F12 FIU* W, 80-68
 F17 at Troy* L, 65-69
 F19 at UALR* L, 58-62
 F22 at Houston Baptist L, 68-70
 F26 WKU* W, 57-39
 M6 vs. FIU# W, 73-38
 M7 vs. UALR# L, 56-65
 § - Global Sports Hoops Showcase (Auburn, Ala.)
 * - Sun Belt Conference game
 # - SBC Championships (Hot Springs, Ark.)

2011-12

Overall: 27-7 • Sun Belt: 14-2

Home: 15-2 • Away: 11-4 • Neutral: 1-1

Coach: Kermit Davis

N11 Austin Peay W, 80-71
 N13 at Loyola Marymount W, 58-51
 N15 at UCLA+ W, 86-66
 N19 UNC-Greensboro\$ W, 82-60
 N20 Belmont\$ L, 84-87
 N22 Cumberland W, 88-48
 N26 at Austin Peay W, 90-70
 D1 at Tennessee State W, 77-62
 D4 Akron W, 77-53
 D7 at UAB L, 56-66
 D10 UT-Martin W, 78-62
 D13 Belmont W, 65-62
 D21 vs Mississippi W, 68-56
 D29 FIU* W, 71-66
 D31 South Alabama* W, 68-52
 J5 at Troy* W, 63-53
 J7 Louisiana* W, 65-53
 J12 at FIU* W, 70-59
 J14 at Florida Atlantic* W, 67-54
 J19 Arkansas State* W, 59-46
 J21 at South Alabama* W, 68-47
 J26 Troy* W, 71-58
 J28 at Vanderbilt L, 77-84
 F2 at North Texas* W, 88-66
 F4 at Denver* L, 60-75
 F9 WKU* W, 72-64
 F11 UALR* W, 68-60
 F18 Florida Atlantic* W, 72-59
 F23 at ULM* W, 94-61
 F25 at WKU* L, 67-73
 M4 vs Arkansas State# L, 61-62
 M13 Marshall! W, 86-78
 M19 at Tennessee! W, 71-64
 M21 Minnesota! L, 73-78
 + - EASPORTS Maui Invitational Opening Game
 § - EASPORTS Maui Invitational Regional Game
 * - Sun Belt Conference Game
 # - SBC Tournament (Hot Springs, Ark.)
 ! - National Invitation Tournament



- YEAR-BY-YEAR RESULTS -

2012-13

Overall: 28-6 • Sun Belt: 19-1
Home: 15-0 • Away: 11-3 • Neutral: 2-3
Coach: Kermit Davis

N9	Alabama State	W, 97-53
N13	at Savannah State	W, 58-55
N18	vs. No. 10/10 Florida	L, 45-66
N20	at UCF	W, 75-61
N24	Texas Southern	W, 79-52
N29	at Louisiana	W, 72-58
D2	at Akron	L, 77-82 (OT)
D5	UAB	W, 84-64
D8	Ole Miss	W, 65-62
D13	at Belmont	L, 49-64
D18	Tennessee State	W, 77-48
D21	vs. Vanderbilt	W, 56-52
D29	FIU*	W, 69-52
D31	North Texas*	W, 75-57
J3	at Arkansas State*	L, 60-66 (OT)
J5	at South Alabama*	W, 60-56
J10	Florida Atlantic*	W, 62-52
J12	at ULM*	W, 66-57
J17	UALR*	W, 82-50
J19	Louisiana*	W, 82-60
J24	at North Texas*	W, 72-64
J26	WKU*	W, 72-53
J31	at FIU*	W, 66-64
F2	at Florida Atlantic*	W, 73-56
F7	Arkansas State*	W, 73-60
F9	Troy*	W, 93-41
F16	at UALR*	W, 66-61
F21	South Alabama*	W, 85-50
F23	ULM*	W, 87-46
F28	at Troy*	W, 66-56
M2	at WKU*	W, 70-62
M9	vs Louisiana^	W, 81-66
M10	vs FIU^	L, 57-61
M19	vs Saint Mary's&	L, 54-67

* - Sun Belt Conference Game
^ - SBC Championships (Hot Springs, Ark.)
& - NCAA Tournament (NCAA First Four)

2013-14

Overall: 24-9 • C-USA: 13-3
Home: 14-2 • Away: 8-5 • Neutral: 2-2
Coach: Kermit Davis

N10	Southern^	W, 78-75
N13	North Florida^	W, 77-70
N16	Akron	W, 80-73
N18	UALR^	W, 76-59
N21	at No. 16/14 Florida^	L, 59-79
N26	at Murray State	W, 80-62
N30	South Alabama	W, 65-55
D3	Belmont	L, 58-70
D9	Fisk	W, 115-65
D14	at Ole Miss	L, 63-72
D17	Tennessee Temple	W, 102-52
D21	at Cincinnati	L, 48-69
D29	vs. Maine\$	L, 85-89 (OT)

D30	vs. Grand Canyon\$	W, 79-56
J7	at Tennessee State	W, 74-66
J11	UAB*	W, 89-84 (OT)
J16	UTEP*	L, 54-63
J18	UTSA*	W, 80-58
J23	at Tulsa*	L, 53-58
J25	at North Texas*	W, 70-63
J30	East Carolina*	W, 84-67
F1	Old Dominion*	W, 64-48
F6	at Florida Atlantic*	W, 67-63
F8	at FIU*	W, 70-68
F13	Tulane*	W, 71-44
F15	Southern Miss*	W, 81-64
F20	at Charlotte*	W, 71-49
F22	at Marshall*	W, 56-53
F27	at LA Tech*	L, 39-55
M1	Rice*	W, 65-41
M6	at UAB*	W, 62-48
M13	vs. Old Dominion#	W, 62-48
M14	vs. Tulsa#	L, 69-76
^ - Global Sports Exempt Tournament		
\$ - Dr. Pepper Classic (Chattanooga, Tenn.)		
* - Conference USA Game		
# - C-USA Tournament (El Paso, Texas)		

2014-15

Overall: 19-17 • C-USA: 9-9
Home: 12-4 • Away: 4-10 • Neutral: 3-3
Coach: Kermit Davis

N14	Ohio Valley	W, 77-60
N18	Murray State	L, 49-68
N22	Southern^	W, 66-48
N25	Northern Arizona^	W, 65-53
N28	vs. Cincinnati\$	L, 51-69
N29	vs. No. 23 Creighton\$	L, 47-57
D2	at Belmont	L, 59-63
D6	at South Alabama	W, 68-67 (OT)
D13	at Akron	W, 62-61
D16	at Oklahoma State	L, 44-68
D19	Chattanooga	W, 68-58
D21	Tennessee State	W, 65-47
D29	at Auburn	L, 48-64
J4	UAB*	L, 49-54
J8	FIU*	W, 65-52
J10	Florida Atlantic*	W, 82-58
J15	at Southern Miss*	W, 62-61
J17	at La Tech*	L, 68-75
J22	Old Dominion*	W, 68-58 (OT)
J24	Charlotte*	W, 72-69
J29	at UTSA*	L, 58-69
J31	at UTEP*	L, 70-83
F5	Southern Miss*	W, 61-51
F7	LA Tech*	L, 62-73
F12	at Rice*	L, 68-71 (2OT)
F14	at North Texas*	L, 56-57
F19	Marshall*	W, 90-51
F22	WKU*	W, 68-66
F28	at UAB*	L, 95-100 (3OT)
M5	at FIU*	L, 54-59
M6	at Florida Atlantic*	W, 77-54

M11	vs. Charlotte\$	W, 63-60
M12	vs. Old Dominion\$	W, 59-52
M13	vs. UTEP\$	W, 53-50
M14	vs. UAB\$	L, 60-73
M18	Kent State&	L, 56-68
^ - Emerald Coast Classic Regional Games		
\$ - Emerald Coast Classic (Niceville, Fla.)		
* - Conference USA Game		
# - C-USA Tournament (Birmingham, Ala.)		
& - Colleg Insider.com Tournament		

2015-16

Overall: 25-10 • C-USA: 13-5
Home: 10-3 • Away: 8-5 • Neutral: 7-2
Coach: Kermit Davis

N17	at Murray State	L, 65-76
N21	at Tennessee State	W, 69-66
N26	at Alaska-Anchorage\$	W, 75-72
N27	vs. UNC Asheville\$	W, 63-61
N28	vs. Toledo\$	W, 78-70
D2	VCU	L, 56-62
D5	South Alabama	W, 68-55
D12	Auburn&	W, 88-81 (OT)
D17	Belmont	W, 83-62
D22	at Georgia State	L, 62-64
D27	vs. South Dakota State^	L, 61-65
D30	Trevecca	W, 82-67
J3	at UAB*	L, 67-78
J7	UTEP*	W, 78-72
J9	UTSA*	W, 79-71
J14	at Charlotte*	W, 73-72
J16	at Old Dominion*	W, 64-61
J21	North Texas*	W, 86-64
J23	Rice*	W, 87-73
J28	at Marshall*	L, 66-82
J30	at WKU*	W, 66-64
F4	Florida Atlantic*	W, 85-73
F6	FIU*	W, 67-66
F11	at LA Tech*	L, 63-73
F13	at Southern Miss*	W, 76-54
F21	UAB*	L, 67-77
F25	WKU*	L, 72-78
F27	Marshall*	W, 83-74
M3	at Florida Atlantic*	W, 76-59
M5	at FIU*	W, 61-58
M10	vs. Charlotte#	W, 79-61
M11	vs. Marshall#	W, 99-90
M12	vs. Old Dominion#	W, 55-53
M18	vs. No. 2 Michigan State!	W, 90-81
M20	vs. Syracuse!	L, 50-75
\$ - Great Alaska Shootout (Anchorage, Ak.)		
! - Bridgestone Arena (Nashville, Tenn.)		
^ - The Pentagon (Sioux Falls, S.D.)		
* - Conference USA Game		
# - C-USA Tournament (Birmingham, Ala.)		
! - NCAA Tournament (St. Louis, Mo.)		



- YEAR-BY-YEAR RESULTS -

2016-17

Overall: 31-5 • C-USA: 17-1
 Home: 13-2 • Away: 11-2 • Neutral: 7-1
 Coach: Kermit Davis

N11 Milligan	W, 102-64
N15 Murray State	W, 87-81
N19 Tennessee State	L, 63-74
N22 Toledo	W, 80-70
N25 vs. UNC Wilmington\$	W, 68-63
N26 vs. Toledo\$	W, 73-70 (OT)
N27 vs. Evansville\$	W, 66-55
N30 at Ole Miss	W, 77-62
D3 at South Alabama	W, 67-55
D8 Vanderbilt	W, 71-48
D14 at Belmont	W, 79-66
D17 at VCU	L, 77-80
D21 Georgia State	L, 56-64
J1 UAB*	W, 60-49
J5 at Rice*	W, 80-77
J7 at North Texas*	W, 79-68
J12 Marshall*	W, 69-57
J14 WKU*	W, 91-76
J19 at FIU*	W, 65-52
J21 at Florida Atlantic*	W, 86-57
J26 Southern Miss*	W, 72-56
J28 LA Tech*	W, 71-61
F2 at UTSA*	W, 69-59
F4 at UTEP*	L, 54-57
F9 Old Dominion*	W, 64-51
F11 Charlotte*	W, 70-55
F16 at WKU*	W, 78-52
F18 at Marshall*	W, 97-86
F26 at UAB*	W, 66-64
M2 FIU*	W, 70-67
M4 Florida Atlantic*	W, 93-59
M9 vs. UTSA#	W, 86-70
M10 vs. UTEP#	W, 82-56
M11 vs. Marshall#	W, 83-72
M16 vs. Minnesota!	W, 81-72
M18 vs. No. 21 Butler!	L, 65-74

\$ - Challenge in Music City (Nashville, Tenn.)
 * - Conference USA Game
 # - C-USA Tournament (Birmingham, Ala.)
 ! - NCAA Tournament (Milwaukee, Wis.)

2017-18

Overall: 25-8 • C-USA: 16-2
 Home: 12-2 • Away: 12-2 • Neutral: 1-4
 Coach: Kermit Davis

N10 Trevecca	W, 104-52
N13 at Murray State	W, 72-67
N16 Belmont	L, 63-69
N18 at Tennessee State	W, 75-65
N21 FGCU	W, 85-72
D2 at FGCU	W, 81-76
D6 at Vanderbilt	W, 66-63
D9 Ole Miss	W, 77-58
D16 vs. Auburn\$	L, 70-76
D22 vs. Princeton^	W, 69-67

D23 vs. USC^	L, 84-89
D25 vs. No. 15 Miami^	L, 81-84
D30 at UAB*	W, 63-60
J4 at FIU*	W, 71-66 (OT)
J6 at Florida Atlantic*	W, 61-57
J11 LA Tech*	W, 72-57
J13 Southern Miss*	W, 69-49
J18 at Marshall*	L, 63-73
J20 at WKU*	W, 66-62
J25 UTSA*	W, 75-51
J27 UTEP*	W, 81-50
F1 at Old Dominion*	W, 66-59
F3 at Charlotte*	W, 78-73
F8 Rice*	W, 94-75
F10 North Texas*	W, 79-73
F15 at Southern Miss*	W, 72-62
F17 at LA Tech*	W, 87-70
F24 UAB*	W, 79-54
M1 WKU*	W, 82-64
M3 Marshall*	L, 67-76
M8 vs. Southern Miss#	L, 68-71 (OT)
M13 Vermont!	W, 91-64
M18 at Louisville!	L, 68-84

\$ - at Legacy Arena (Birmingham, Ala.)
 ^ - Diamond Head Classic (Honolulu, Hawaii)
 * - Conference USA Game
 # - C-USA Tournament (Frisco, Texas)
 ! - National Invitation Tournament

2018-19

Overall: 11-21 • C-USA: 8-10
 Home: 9-5 • Away: 2-11 • Neutral: 0-5
 Coach: Nick McDevitt

N6 Lees-McRae	W, 91-69
N9 Milligan	W, 102-70
N12 at Belmont	L, 73-92
N16 Charleston Southern	W, 76-73
N21 vs. No. 4 Virginia^	L, 52-74
N22 vs. Butler^	L, 53-84
N23 vs. Stanford^	L, 54-67
D1 Lipscomb	L, 74-84
D5 at Vanderbilt	L, 51-79
D8 Murray State	L, 42-64
D15 at Toledo	L, 62-84
D21 vs. Ole Miss\$	L, 56-74
D30 at Rhode Island	L, 60-72
J3 FIU*	L, 76-83
J5 Florida Atlantic*	L, 56-63
J10 at Southern Miss*	L, 70-77
J12 at LA Tech*	L, 56-73
J17 UTSA*	W, 89-86
J19 UTEP*	W, 75-72
J24 at Rice*	L, 68-79
J26 at North Texas*	L, 53-70
J30 UAB*	W, 71-65
F2 at UAB*	W, 79-78
F7 Charlotte*	W, 71-53
F9 Old Dominion*	L, 50-55
F14 at WKU*	L, 63-71
F16 at Marshall*	L, 93-98

F23 Charlotte*	W, 86-67
M3 at Rice*	L, 61-67
M6 at UTEP*	W, 69-53
M9 UTEP*	W, 48-47
M13 vs. UAB#	L, 61-70

^ - Battle 4 Atlantis (Paradise Island, Bahamas)
 \$ - at Bridgestone Arena (Nashville, Tenn.)
 * - Conference USA Game
 # - C-USA Tournament (Frisco, Texas)



- ALL-TIME SERIES RECORD -

Opponent	W-L	Streak	ETSU	34-21	L2	Mid Western (TX)	0-1	L1
Abilene Christian	0-1	L1	Evansville	2-1	W1	Miles	1-0	W1
Akron	17-10	W2	Fisk	1-0	W1	Milligan	10-2	W10
Alabama	0-6	L6	FIU	30-9	L1	Minnesota	2-4	W1
Alabama State	7-2	W4	Florida	0-2	L2	Mississippi State	0-1	L1
Alaska-Anchorage	1-0	W1	Florida Atlantic	19-5	L1	Mississippi Valley State	3-1	W1
Alcorn State	2-0	W2	Florida Gulf Coast	2-0	W2	Missouri	0-1	L1
American University-PR.	1-0	W1	Florida State	1-0	W1	Missouri State	1-0	W1
Appalachian State	1-2	L2	Freed-Hardeman	2-0	W2	Montana	1-0	W1
Arkansas State	15-12	W1	Furman	0-1	L1	Montreat	1-0	W1
Armstrong Atlantic State	2-0	W2	Georgia	1-1	W1	Morehead State	50-50	W2
Army	1-0	W1	Georgia College	5-0	W5	Morris Harvey	1-0	W1
Athens College	6-0	W6	Georgia Southern	3-2	W2	Murray State	37-104	L1
Auburn	1-4	L1	Georgia Southwestern	1-0	W1	Nebraska	1-0	W1
Austin Peay	75-63	W2	Georgia State	8-4	L2	New Mexico	0-1	L1
Bellarmino	4-2	W3	Grambling	2-0	W2	New Mexico State	3-5	W2
Belmont	22-17	L2	Grand Canyon	1-0	W1	New Orleans	7-9	W2
Bethel	6-3	L1	Green Bay	1-0	W1	Nicholls State	1-0	W1
Birmingham Southern	4-2	W3	Houston	0-2	L2	Norfolk State	1-0	W1
Bluefield College	1-0	W1	Houston Baptist	3-1	L1	North Alabama	13-6	W8
Boston College	0-1	L1	Howard	1-0	L1	North Carolina	0-4	L4
Bryan College	1-0	W1	Huntingdon	1-0	W1	North Carolina A&T	2-1	L1
Bryson	3-1	W3	Indiana State	2-2	W1	North Carolina Central	1-0	W1
Bucknell	1-0	W1	IPFW	4-0	W4	North Carolina State	0-1	L1
Buffalo State	1-0	W1	IUPUI	2-1	W2	North Florida	1-0	W1
Butler	0-2	L2	Jacksonville	1-0	L1	North Georgia	1-0	W1
BYU-Hawaii	1-0	W1	Jacksonville State	2-2	W2	North Texas	15-8	L1
Cal Poly	1-0	W1	Kansas	0-3	L3	Northern Arizona	1-0	W1
Cal State Fullerton	0-1	L1	Kennesaw State	6-0	W6	Northridge	1-0	W1
Campbell	1-2	L1	Kent State	0-1	L1	Northwestern State	2-0	W2
Carson-Newman	4-1	W1	Kentucky	1-0	W1	Notre Dame	0-1	L1
Centenary	2-2	L1	Kentucky Wesleyan	1-4	L1	Oglethorpe	1-1	L1
Central Arkansas	1-0	W1	King College	1-0	W1	Ohio	0-2	L2
Charleston Southern	1-0	W1	LA Tech	5-12	L1	Ohio Valley	1-0	W1
Charlotte	9-1	W9	Lamar	1-0	W1	Oklahoma State	0-1	L1
Chattanooga	27-30	W2	Lambuth	1-0	W1	Old Dominion	9-1	L1
Chicago State	1-0	W1	Lees-McRae	1-0	W1	Ole Miss	6-5	L1
Christian Brothers	1-0	W1	Lehigh	1-0	W1	Oral Roberts	6-3	W3
Cincinnati	0-4	L4	Lincoln Memorial	8-5	W2	Oregon State	0-1	L1
Clemson	0-5	L5	Lipscomb	32-20	L1	Palm Beach Atlantic	1-0	W1
Cleveland State	1-3	L1	Livingston State	1-0	W1	Parsons	1-1	W1
Clinch Valley	1-0	W1	Louisiana	13-6	W10	Peabody	3-0	W3
College of Charleston	1-1	L1	Louisville	0-3	L3	Pennsylvania	0-1	L1
Colorado	1-1	L1	Loyola (Ill)	0-1	L1	Pepperdine	0-1	L1
Coppin State	1-0	W1	Loyola Marymount	1-0	W1	Piedmont	1-0	W1
Covenant College	1-0	W1	LSU	0-1	L1	Pikeville College	2-0	W2
Creighton	0-1	L1	Lyon	1-0	W1	Portland State	2-0	W2
Culver-Stockton	2-0	W2	MacMurray	3-1	W3	Presbyterian	3-0	W3
Cumberland	24-1	W18	Maine	0-1	L1	Princeton	1-0	W1
Dayton	0-1	L1	Marist	1-1	W1	Providence	1-0	W1
Delaware	1-0	W1	Marshall	11-6	L3	Purdue	0-1	L1
Delta State	0-3	L3	Martin College	4-0	W4	Radford	0-4	L4
Denver	9-7	L1	Martin Methodist	1-0	W1	Rhode Island	0-1	L1
DePaul	0-1	L1	McNeese State	3-2	W2	Rice	6-4	L2
Detroit	1-2	W1	Memphis	15-24	L12	Rio Grande	2-0	W2
Dixie College	1-0	W1	Mercer	5-3	W3	Rollins	1-0	W1
East Carolina	1-2	W1	Miami (FL)	0-1	L1	Saint Louis	1-0	W1
Eastern Illinois	3-5	L4	Miami (OH)	1-0	W1	Saint Mary's	0-1	L1
Eastern Kentucky	42-61	W1	Michigan	1-0	W1	Samford	3-1	W2
Erskine	2-0	W2	Michigan State	1-1	W1	San Jose State	0-1	L1





- ALL-TIME SERIES RECORD -

Savannah State	1-0	W1	UTPA	3-5	W1
Seton Hall	0-1	L1	UTSA	6-1	W5
Sewanee	20-3	W1	Valdosta State	2-0	W2
Shorter College	1-0	W1	Vanderbilt	7-30	L1
SIU Edwardsville	3-0	W3	Vanderbilt Freshmen	2-0	L2
Slippery Rock	1-0	W1	VCU	3-3	L2
South Alabama	21-12	W9	Vermont	1-0	W1
South Carolina	1-0	W1	Villanova	0-1	L1
South Carolina State	2-1	W2	Virginia	0-2	L2
South Dakota State	2-1	L1	Virginia Tech	1-0	W1
Southeast Missouri	7-14	L7	VMI	2-0	W2
SE Oklahoma State	0-1	L1	West Texas A&M	2-0	W2
Southern	7-1	W6	West Virginia	1-0	W1
Southern Illinois	0-1	L1	West Virginia State	0-1	L1
Southern Miss	8-3	L2	Western Carolina	2-1	W1
Spring Hill	1-0	L1	Western Kentucky	43-94	L1
St. Bernard	0-1	L1	Westmar	1-0	W1
St. Bonaventure	0-1	L1	Wisconsin-Parkside	1-0	W1
St. Francis (IN)	1-0	W1	Wright State	1-1	W1
St. Francis (PA)	2-0	W2	Wyoming	1-1	W1
Stanford	0-1	L1	Xavier	1-1	L1
Stetson	2-0	W2	Youngstown State	9-7	W5
Sue Bennett	1-0	W1			
Syracuse	1-0	L1			
TCU	0-3	L3			
Tennessee	2-9	W1			
Tennessee State	45-17	W1			
Tennessee Tech	58-83	L2			
Tennessee Temple	3-0	W3			
Tennessee Wesleyan	10-0	W1			
Texas Southern	1-0	W1			
Texas Wesleyan	1-0	W1			
Toledo	4-2	L1			
Transylvania	4-1	W1			
Trevecca	3-0	W3			
Trinity	1-0	W1			
Troy	12-7	W4			
Truman State	1-0	W1			
Tulane	1-0	W1			
Tulsa	0-2	L2			
Tusculum	2-0	W2			
UAB	9-11	L1			
UAH	2-0	W2			
UALR	12-13	W4			
UC Irvine	1-0	W1			
UCF	1-2	W1			
UCLA	1-0	W1			
UCSB	1-0	W1			
ULM	9-6	W7			
UMKC	1-1	W1			
UNC Asheville	4-0	W4			
UNC Greensboro	2-2	W1			
UNC Wilmington	1-0	W1			
Union (TN)	9-17	W1			
UNLV	0-1	L1			
Urbana College	3-0	W3			
USC	0-1	L1			
UT Martin	23-10	W1			
Utah State	1-1	L1			
UTEP	7-3	W5			

LONGEST ACTIVE WINNING STREAKS	
Opponent	Streak
1. Cumberland	W18
2. Louisiana Milligana	W10
4. Charlotte South Alabama	W9
6. North Alabama	W8
7. Louisiana Monroe	W7
8. Athens College Kennesaw State Southern	W6

LONGEST ACTIVE LOSING STREAKS	
Opponent	Streak
1. Memphis	L12
2. Southeast Missouri	L7
3. Alabama	L6
4. Clemson	L5
5. Cincinnati Eastern Illinois North Carolina Radford	L4
9. Delta State Kansas Louisville Marshall TCU	L3

- ALL-TIME SERIES RECORD -

ABILENE CHRISTIAN (0-1)
H: 0-1 ♦ A: 0-0 ♦ N: 0-0

12/08/58	L, 69-81	H
----------	----------	---

AKRON (17-10)
H: 11-1 ♦ A: 6-8 ♦ N: 0-1

01/12/80	W, 66-55	H
02/09/80	L, 71-78	A
01/10/81	W, 57-50	A
02/07/81	W, 90-64	A
01/07/82	W, 83-62	H
02/04/82	W, 65-53	A
01/10/83	L, 58-63	H
02/04/83	L, 76-89	A
01/21/84	W, 52-50 (OT)	H
02/25/84	W, 84-64	A
01/21/85	L, 64-80	A
02/25/85	W, 71-63	H
01/27/86	W, 86-78	H
02/08/86	L, 70-72	A
03/08/86	L, 63-68	N
01/26/87	L, 78-96	A
02/07/87	W, 64-62	H
01/11/88	W, 82-78	H
01/18/88	L, 72-76	A
12/05/88	L, 65-81	A
01/07/89	W, 99-94	H
12/04/89	W, 64-61	A
02/05/90	W, 80-76	H
12/04/11	W, 77-53	H
12/02/12	L, 77-82 (OT)	A
11/16/13	W, 80-73	H
12/13/14	W, 62-61	A

ALABAMA (0-6)
H: 0-0 ♦ A: 0-4 ♦ N: 0-2

12/08/75	L, 62-76	A
12/05/78	L, 66-89	A
11/29/82	L, 58-103	A
11/24/96	L, 74-77	N
11/25/02	L, 65-80	A
11/17/06	L, 62-71	N

ALABAMA STATE (7-2)
H: 6-0 ♦ A: 1-2 ♦ N: 0-0

01/15/86	W, 132-101	H
02/11/87	W, 81-79	H
12/10/88	W, 111-83	H
01/04/89	L, 96-102	A
01/03/90	L, 97-107	A
02/22/90	W, 110-90	H
12/04/03	W, 71-48	H
12/17/03	W, 67-62	A
11/05/12	W, 97-53	H

ALASKA-ANCHORAGE (1-0)
H: 0-0 ♦ A: 1-0 ♦ N: 0-0

11/26/15	W, 75-72	A
----------	----------	---

ALCORN STATE (2-0)
H: 1-0 ♦ A: 1-0 ♦ N: 0-0

12/23/89	W, 85-76	H
12/15/90	W, 83-71	A

AMERICAN UNIVERSITY-PR (1-0)
H: 0-0 ♦ A: 0-0 ♦ N: 1-0

12/23/98	W, 93-78	N
----------	----------	---

APPALACHIAN STATE (1-2)
H: 1-1 ♦ A: 0-1 ♦ N: 0-0

12/15/69	W, 53-50	H
02/01/71	L, 63-74	A
11/17/07	L, 79-84	H

ARKANSAS STATE (15-12)
H: 9-3 ♦ A: 4-7 ♦ N: 1-1

1947-48	L, 33-48	
1948-49	W, 80-37	
02/08/88	L, 71-79	A
12/22/88	W, 93-92 (2OT)	H
12/21/89	L, 55-70	H
02/22/90	L, 89-93	A
03/03/92	L, 60-76	H
01/14/01	L, 61-73	H
02/10/01	L, 66-86	A
01/24/02	W, 83-64	H
02/07/02	L, 51-83	A
01/09/03	W, 65-58	A
02/13/03	W, 79-55	H
01/15/04	W, 92-86 (OT)	H
02/19/04	W, 70-69	A
01/13/05	W, 70-68	A
02/17/05	W, 80-60	H
01/12/06	W, 77-68	H
02/16/06*	L, 74-75	A
02/17/07*	L, 51-54	H
02/04/08	W, 89-86 (OT)	A
01/22/09	W, 60-57	H
03/04/09	W, 69-62	N
01/07/10	L, 67-69	A
01/15/11	L, 65-69	A
01/19/12	W, 59-46	H
03/04/12	L, 61-64	N
01/03/13	L, 60-66 (OT)	A
02/07/13	W, 73-60	H

ARMSTRONG ATLANTIC STATE (2-0)
H: 1-0 ♦ A: 1-0 ♦ N: 0-0

12/14/85	W, 71-54	H
11/28/86	W, 92-70	A

ARMY (1-0)
H: 1-0 ♦ A: 0-0 ♦ N: 0-0

12/20/75	W, 78-71	H
----------	----------	---

ATHENS COLLEGE (6-0)
H: 6-0 ♦ A: 0-0 ♦ N: 0-0

1948-49	W, 55-45	H
---------	----------	---

01/02/69	W, 111-86	H
02/05/70	W, 89-74	H
01/03/76	W, 65-63	H
12/04/76	W, 97-72	H
12/01/77	W, 79-68	H

AUBURN (1-4)
H: 0-0 ♦ A: 0-2 ♦ N: 1-2

02/21/04	L, 74-79	N
11/21/10	L, 66-68	A
12/29/14	L, 48-64	A
12/12/15	W, 88-81 (OT)	N
12/16/17	L, 70-76	N

AUSTIN PEAY (75-63)
H: 32-19 ♦ A: 23-28 ♦ N: 4-2

1939-40	L, 28-57	
1939-40	L, 38-52	
1940-41	L, 26-40	
1940-41	L, 44-75	
1941-42	W, 40-38	
1941-42	L, 43-44	
1945-46	L, 43-23	
1945-46	W, 45-22	
1945-46	W, 46-33	
1946-47	L, 25-45	
1946-47	W, 38-31	
1946-47	L, 46-64	
1947-48	L, 37-42	
1947-48	W, 52-43	
1948-49	W, 48-41	
1948-49	L, 51-58	
1950-51	L, 65-76	
1950-51	L, 58-71	
1951-52	L, 49-59	
1951-52	W, 62-44	
1951-52	W, 63-46	
1952-53	W, 77-73	
1952-53	W, 92-59	
1953-54	W, 60-55	
1953-54	W, 81-70	
1954-55	W, 79-69	
1954-55	W, 78-65	
1955-56	W, 72-63	
1955-56	L, 81-85	
1955-56	L, 65-96	
01/14/57	L, 60-65	H
02/16/57	L, 76-88	A
02/22/57	W, 68-65	N
12/13/57	W, 78-74 (OT)	A
02/13/58	L, 78-93	H
01/10/59	W, 95-86	H
02/12/59	L, 83-91	A
01/11/60	W, 71-60	H
02/15/60	L, 78-88	A
12/15/60	W, 83-79 (OT)	H
01/23/61	L, 81-89	A
01/08/62	L, 77-81	A
01/13/62	W, 75-68	H
12/06/62	L, 66-69	H





- ALL-TIME SERIES RECORD -

01/10/63	L, 60-83	A	01/28/89	W, 95-84	A	12/07/85	W, 100-71	H
12/16/63	W, 91-69	H	02/13/89	W, 111-105 (OT)	H	12/13/90	W, 73-55	H
01/16/64	L, 65-73	A	03/09/89	W, 82-79	N	12/16/96	W, 94-76	H
01/04/65	W, 82-77	A	01/22/90	L, 62-67	H	11/20/97	W, 58-38	N
01/23/65	W, 125-95	H	02/17/90	W, 100-78	A	12/12/98	L, 72-79	H
02/05/66	W, 86-85	H	01/12/91	L, 72-80	H	02/01/99	L, 75-79	A
02/26/66	L, 91-97	A	02/25/91	W, 94-90	A	01/13/00	W, 84-73	H
12/19/66	W, 71-70	N	03/02/91	W, 87-83	A	11/26/01	L, 59-65	A
01/28/67	L, 66-82	H	01/13/92	W, 84-71	H	11/29/04	W, 66-47	H
02/25/67	W, 78-72	A	02/22/92	L, 73-75	A	12/10/05	W, 87-75	A
01/27/68	W, 97-92	A	01/27/93	W, 73-55	H	11/27/06	W, 64-57	H
02/24/68	W, 96-78	H	02/25/93	L, 51-57	A	11/26/07	L, 62-85	A
01/25/69	W, 97-79	H	01/12/94	W, 78-69	H	12/12/07	W, 86-80 (OT)	H
03/01/69	W, 89-83	A	02/22/94	L, 65-87	A	12/17/08	L, 69-82	A
01/24/70	W, 96-87	H	01/07/95	W, 77-74	A	12/08/09	L, 71-83	H
02/28/70	W, 85-69	A	02/20/95	L, 57-67	H	12/07/10	L, 87-88 (20T)	A
01/23/71	L, 70-71	A	01/06/96	W, 88-69	H	11/20/11	L, 84-87 (20T)	H
02/27/71	L, 75-81	H	02/03/96	W, 75-66	A	12/13/11	W, 65-62	H
01/31/72	W, 54-50	A	01/23/97	L, 74-82	A	12/13/12	L, 49-64	A
02/26/72	L, 74-84	H	02/06/97	W, 68-65	H	12/03/13	L, 58-70	H
01/27/73	L, 73-93	A	01/15/98	W, 63-38	H	12/02/14	L, 59-63	A
02/26/73	W, 87-86	H	02/12/98	L, 69-73 (OT)	A	12/17/15	W, 83-62	H
01/26/74	W, 90-87 (OT)	H	01/16/99	L, 70-71	A	12/14/16	W, 79-66	A
02/25/74	L, 66-91	A	02/13/99	W, 87-81	H	11/16/17	L, 63-69	H
01/27/75	W, 101-70	H	01/20/00	L, 63-74	H	11/12/18	L, 73-92	A
02/22/75	L, 65-70	A	02/17/00	L, 74-84	A	BETHEL (6-3)		
03/08/75	W, 89-75	H	12/21/02	L, 71-79 (OT)	A	<u>H: 0-0 ♦ A: 0-0 ♦ N: 0-0</u>		
01/31/76	L, 55-61	A	12/23/03	W, 70-56	H	1946-47	W, 41-39	
02/09/76	L, 77-79	H	12/30/04	W, 74-70	A	1948-49	W, 64-40	
01/24/77	L, 62-63	H	12/28/05	L, 67-83	H	1951-52	W, 61-42	
02/19/77	L, 61-67	A	12/20/06	L, 63-64 (OT)	A	1951-52	L, 48-65	
03/05/77	W, 77-65	A	12/29/07	L, 75-78	H	1953-54	L, 60-66	
01/21/78	L, 62-64	H	11/11/11	W, 80-71	H	1954-55	W, 106-87	
02/20/78	L, 72-80	A	11/26/11	W, 90-70	A	1954-55	W, 93-84	
03/02/78	L, 61-66	N	BELLARMINE (4-2)			12/05/68	W, 101-83	
01/14/79	W, 74-58	A	<u>H: 2-1 ♦ A: 2-1 ♦ N: 0-0</u>			12/04/69	L, 64-66	
02/19/79	W, 58-56 (OT)	H	12/12/67	W, 87-72	H	BIRMINGHAM SOUTHERN (4-2)		
01/17/80	W, 78-68	H	12/09/68	L, 79-80	A	<u>H: 0-0 ♦ A: 0-0 ♦ N: 0-0</u>		
02/16/80	L, 63-75	A	12/13/69	L, 75-79	H	1949-50	W, 56-52	
01/15/81	W, 62-61	A	02/03/71	W, 79-75	A	1949-50	L, 51-58	
02/14/81	L, 77-81	H	01/08/73	W, 74-68	H	1950-51	L, 62-67	
11/28/81	W, 54-51	N	12/21/76	W, 75-70	A	1951-52	W, 54-52	
01/23/81	W, 64-52	H	BELMONT (22-17)			1951-52	W, 73-57	
02/20/81	W, 67-56	A	<u>H: 13-6 ♦ A: 6-10 ♦ N: 2-1</u>			01/10/58	W, 63-54	
11/27/82	W, 87-82	H	1953-54	W, 74-68		BLUEFIELD COLLEGE (1-0)		
01/28/83	W, 81-68	H	1954-55	W, 109-99	A	<u>H: 1-0 ♦ A: 0-0 ♦ N: 0-0</u>		
02/26/83	L, 60-74	A	1954-55	W, 77-69	N	12/18/79	W, 87-39	H
12/17/83	W, 71-60	A	1955-56	W, 83-51	H	BOSTON COLLEGE (0-1)		
01/26/84	L, 58-67	H	1955-56	W, 99-94	A	<u>H: 0-0 ♦ A: 0-0 ♦ N: 0-1</u>		
02/09/84	L, 57-66	A	1955-56	L, 88-92	N	03/26/88	L, 69-78	N
01/26/85	W, 84-68	A	12/10/56	L, 56-66	H	BRYAN COLLEGE (1-0)		
02/09/85	W, 61-60	H	01/19/57	L, 69-78	A	<u>H: 1-0 ♦ A: 0-0 ♦ N: 0-0</u>		
01/13/86	W, 61-57	H	02/17/66	L, 80-99	A	11/17/01	W, 115-59	H
02/15/86	L, 66-72	A	01/15/67	W, 81-58	H			
01/12/87	W, 94-87	A	12/16/67	W, 77-68	A			
02/14/87	L, 73-76	H	12/14/68	W, 87-52	H			
03/06/87	L, 83-87	H	12/08/69	W, 89-71	A			
01/25/88	W, 74-67	H	12/06/71	W, 88-70	H			
02/27/88	W, 73-70	A						
03/11/88	L, 82-94	N						



- ALL-TIME SERIES RECORD -

BRYSON (3-1)
H: 0-0 ♦ A: 0-0 ♦ N: 0-0

1922-23	L, 17-19
1922-23	W, 24-18
1927-28	W, 24-23
1927-28	W, 34-32

BUCKNELL (1-0)
H: 0-0 ♦ A: 0-0 ♦ N: 1-0

12/29/77	W, 77-65	N
----------	----------	---

BUFFALO STATE (1-0)
H: 1-0 ♦ A: 0-0 ♦ N: 0-0

01/19/74	W, 104-69	H
----------	-----------	---

BUTLER (0-2)
H: 0-0 ♦ A: 0-0 ♦ N: 0-2

03/18/17	L, 65-74	N
11/22/18	L, 53-84	N

BYU-HAWAII (1-0)
H: 0-0 ♦ A: 0-0 ♦ N: 1-0

11/22/85	W, 95-81	N
----------	----------	---

CAL POLY (1-0)
H: 1-0 ♦ A: 0-0 ♦ N: 0-0

12/29/75	W, 69-64	H
----------	----------	---

CAL STATE FULLERTON (0-1)
H: 0-0 ♦ A: 0-0 ♦ N: 0-1

12/29/89	L, 69-77	N
----------	----------	---

CAMPBELL (1-2)
H: 1-0 ♦ A: 0-1 ♦ N: 0-1

12/30/99	L, 66-73	A
12/18/00	W, 78-73	H
11/19/10	L, 90-97	N

CARSON-NEWMAN (4-1)
H: 2-0 ♦ A: 0-1 ♦ N: 0-0

1927-28	W, 27-26	
1940-41	W, 47-19	
12/18/68	W, 78-70	H
12/17/69	L, 72-78	A
12/18/97	W, 70-54	H

CENTENARY (2-2)
H: 1-0 ♦ A: 1-1 ♦ N: 0-1

12/14/59	W, 67-65	A
12/30/60	L, 67-76 (OT)	N
01/29/62	W, 64-63	H
01/03/80	L, 54-58	A

CENTRAL ARKANSAS (1-0)
H: 1-0 ♦ A: 0-0 ♦ N: 0-0

12/20/78	W, 87-78	H
----------	----------	---

CHARLESTON SOUTHERN (1-0)
H: 1-0 ♦ A: 0-0 ♦ N: 0-0

11/16/18	W, 76-73	H
----------	----------	---

CHARLOTTE (9-1)
H: 4-0 ♦ A: 3-0 ♦ N: 2-1

12/18/87	L, 63-78	N
02/20/14	W, 71-49	A
01/24/15	W, 72-69	H
03/11/15	W, 63-60	N
01/14/16	W, 73-72	A
03/10/16	W, 79-61	N
02/11/17	W, 70-55	H
02/03/18	W, 78-73	A
02/07/19	W, 71-53	H
02/23/19	W, 86-67	H

CHATTANOOGA (29-30)
H: 11-8 ♦ A: 6-9 ♦ N: 0-3

1931-32	W, 26-21	
1931-32	L, 25-43	
1933-34	L, 23-38	
1933-34	W, 53-42	
1934-35	L, 29-43	
1934-35	L, 29-48	
1935-36	W, 34-20	
1935-36	W, 42-30	
1936-37	L, 25-31	
1939-40	L, 29-33	
1939-40	W, 39-36	
1940-41	L, 21-23	
1940-41	W, 40-22	
1941-42	W, 35-31	
1941-42	W, 38-18	
1949-50	L, 57-61	
1950-51	L, 51-60	
1950-51	W, 64-62	
1951-52	W, 62-60	
1951-52	W, 68-44	
1952-53	L, 71-93	
1952-53	W, 79-70	
01/29/63	L, 69-78	A
02/25/63	W, 77-66	H
01/18/64	L, 71-86	A
02/03/64	W, 81-73	H
01/14/65	L, 68-91	H
02/20/65	L, 77-101	A
12/14/65	L, 71-74	H
02/07/66	L, 100-101	A
12/12/66	L, 105-107 (OT)	H
02/06/67	L, 87-106	A
12/14/67	W, 88-66	A
02/08/68	W, 78-70	H
02/27/69	W, 96-83	A
01/15/70	W, 79-68	H
01/28/71	L, 68-70	H
02/18/71	L, 82-86	A
01/27/72	W, 65-63	H
02/14/72	W, 75-57	A
01/31/73	W, 81-78	A
02/15/73	L, 75-83	H
01/07/74	W, 85-74	H
02/04/74	L, 94-96	A
01/07/76	L, 72-83	H

12/18/76	L, 73-75 (OT)	H
01/31/77	L, 90-101	A
12/01/80	W, 73-67	H
02/21/81	L, 70-72	A
11/27/81	L, 54-62	N
12/16/83	L, 49-62	N
12/01/84	L, 69-71	H
12/12/87	W, 92-76	H
12/17/88	W, 88-87	A
12/14/96	W, 83-73	H
11/24/97	W, 87-68	A
12/29/03	L, 61-66	N
11/29/05	W, 81-71	H
12/19/14	W, 68-58	H

CHICAGO STATE (1-0)
H: 0-0 ♦ A: 0-0 ♦ N: 1-0

12/29/88	W, 85-71	N
----------	----------	---

CHRISTIAN BROTHERS (1-0)
H: 1-0 ♦ A: 0-0 ♦ N: 0-0

12/18/02	W, 74-57	H
----------	----------	---

CINCINNATI (0-4)
H: 0-0 ♦ A: 0-3 ♦ N: 0-1

01/06/92	L, 70-79	A
12/20/03	L, 54-89	A
12/21/13	L, 48-69	A
11/28/14	L, 51-69	N

CLEMSON (0-5)
H: 0-2 ♦ A: 0-1 ♦ N: 0-2

12/19/75	L, 46-82	N
12/01/79	L, 61-94	H
12/15/84	L, 75-81	A
03/13/86	L, 81-99	N
12/27/88	L, 77-81	H

CLEVELAND STATE (1-3)
H: 1-1 ♦ A: 0-2 ♦ N: 0-0

12/18/89	L, 65-67 (OT)	H
01/06/90	L, 69-76	H
12/23/92	W, 77-69	A
12/21/93	L, 59-67	A

CLINCH VALLEY (1-0)
H: 1-0 ♦ A: 0-0 ♦ N: 0-0

12/18/80	W, 73-61	H
----------	----------	---

COLLEGE OF CHARLESTON (1-1)
H: 0-0 ♦ A: 1-0 ♦ N: 0-1

03/29/92	W, 70-68	A
11/18/06	L, 56-64	N

COLORADO (1-1)
H: 0-0 ♦ A: 0-0 ♦ N: 1-1

12/30/88	W, 107-105 (OT)	N
12/05/92	L, 57-97	N



- ALL-TIME SERIES RECORD -

COPPIN STATE (1-0)		
H: 0-0 ♦ A: 0-0 ♦ N: 1-0		
12/28/90	W, 73-67	N

COVENANT COLLEGE (1-0)		
H: 1-0 ♦ A: 0-0 ♦ N: 0-0		
11/24/03	W, 86-53	H

CREIGHTON (1-0)		
H: 0-0 ♦ A: 0-1 ♦ N: 0-0		
11/29/14	L, 47-57	A

CULVER-STOCKTON (2-0)		
H: 2-0 ♦ A: 0-0 ♦ N: 0-0		
01/05/77	W, 79-55	H
01/02/78	W, 81-34	H

CUMBERLAND (24-1)		
H: 7-0 ♦ A: 0-0 ♦ N: 1-0		
1925-26	W, 40-23	
1927-28	W, 39-36	
1929-30	W, 42-24	
1932-33	W, R.I.	
1937-38	W, 39-37	
1937-38	W, 48-41	
1939-40	L, 34-37	
1939-40	W, 40-38	
1946-47	W, 65-41	
1946-47	W, 52-39	
1947-48	W, 45-30	
1947-48	W, 65-49	N
1948-49	W, 86-55	
1948-49	W, 68-66	
1949-50	W, 77-30	
1949-50	W, 61-25	
1950-51	W, 48-44	
1950-51	W, 82-51	
01/05/85	W, 79-55	H
12/11/86	W, 106-76	H
12/02/87	W, 127-57	H
12/13/06	W, 60-47	H
11/1/08	W, 81-70	H
11/27/09	W, 87-54	H
11/22/11	W, 88-48	H

DAYTON (0-1)		
H: 0-0 ♦ A: 0-1 ♦ N: 0-0		
12/11/65	L, 63-90	A

DELAWARE (1-0)		
H: 0-0 ♦ A: 0-0 ♦ N: 1-0		
12/22/04	W, 73-69 (OT)	N

DELTA STATE (0-3)		
H: 0-0 ♦ A: 0-0 ♦ N: 0-0		
1940-41	L, 35-57	
1940-41	L, 36-62	
1941-42	L, 30-34	

DENVER (9-7)		
H: 6-3 ♦ A: 2-3 ♦ N: 1-1		
01/18/01	L, 57-59	H
02/16/02	W, 62-47	H
01/08/03	W, 80-68	A
03/10/03	W, 83-59	N
02/14/04	W, 65-48	H
02/12/05	L, 71-83	A
02/11/06	L, 62-72	H
03/05/06	L, 57-58	H
02/01/07	W, 75-49	H
01/05/08	W, 68-50	H
02/21/08	W, 65-58	A
02/05/09	L, 51-63	A
02/11/10	W, 57-50	H
03/07/10	L, 58-73	N
01/22/11	W, 59-49	H
02/04/12	L, 60-75	A

DEPAUL (0-1)		
H: 0-0 ♦ A: 0-1 ♦ N: 0-0		
12/12/64	L, 68-89	A

DETROIT (1-2)		
H: 1-0 ♦ A: 0-1 ♦ N: 0-1		
03/13/77	L, 76-93	N
02/09/81	L, 60-75	A
12/30/81	W, 64-62 (OT)	H

DIXIE COLLEGE (1-0)		
H: 0-0 ♦ A: 0-0 ♦ N: 0-0		
1913-14	W, 27-13	

EAST CAROLINA (1-2)		
H: 1-1 ♦ A: 0-1 ♦ N: 0-0		
12/20/01	L, 71-81	A
11/22/02	L, 63-65	H
01/30/14	W, 84-67	H

EASTERN ILLINOIS (3-5)		
H: 2-2 ♦ A: 1-3 ♦ N: 0-0		
01/20/97	W, 83-72	H
02/15/97	W, 77-55	A
01/08/98	L, 74-85	A
02/05/98	W, 67-65	H
01/09/99	L, 73-75	H
02/06/99	L, 67-72	A
12/02/99	L, 72-76	H
01/18/00	L, 63-69	A

EASTERN KENTUCKY (42-61)		
H: 29-16 ♦ A: 9-37 ♦ N: 3-0		
1952-53	L, 67-73	
1952-53	L, 63-101	
1953-54	W, 60-59	
1953-54	L, 79-83	
1953-54	L, 69-95	
1954-55	L, 84-108	
1954-55	L, 69-109	
1955-56	L, 69-82	

1955-56	L, 75-88	
01/07/57	L, 62-63	H
02/18/57	L, 104-109	A
01/20/58	W, 77-76	H
02/10/58	L, 67-72	A
01/15/59	L, 66-93	A
02/02/59	L, 64-80	H
01/14/60	L, 69-88	H
01/30/60	L, 72-100	A
01/14/61	L, 63-90	A
01/26/61	L, 57-67	H
01/29/62	L, 56-64	H
02/21/62	L, 69-113	A
02/02/63	L, 81-116	A
02/20/63	W, 78-71 (OT)	H
02/13/64	W, 83-73	H
02/21/64	L, 86-97	A
01/11/65	L, 69-99	A
02/26/65	L, 83-95	H
01/10/66	L, 80-98	H
02/12/66	L, 66-70	A
01/16/67	W, 78-74	H
02/18/67	L, 73-93	A
01/15/68	L, 76-98	A
02/17/68	W, 83-81	H
01/13/69	L, 89-90 (20T)	H
02/22/69	L, 89-93	A
01/12/70	L, 78-88	A
02/21/70	W, 74-68	H
01/11/71	L, 64-88	H
02/20/71	L, 60-65	A
01/22/72	L, 53-85	A
02/19/72	L, 91-92	H
01/22/73	L, 77-80	H
02/17/73	L, 58-74	A
01/21/74	L, 70-73	A
02/16/74	W, 90-68	H
01/18/75	W, 91-70	H
02/17/75	W, 83-77	H
01/26/76	L, 57-62	A
02/21/76	W, 95-75	H
01/15/77	W, 86-71	H
02/12/77	W, 71-66	A
01/09/78	W, 93-86	A
02/04/78	W, 74-73 (OT)	H
01/08/79	L, 77-81	H
02/03/79	L, 83-84	A
03/02/79	L, 81-90	A
01/31/80	L, 67-79	A
02/23/80	W, 79-64	H
01/05/81	W, 53-42	H
01/31/81	L, 53-55	A
12/12/81	W, 69-51	A
02/27/82	W, 62-55	H
12/18/82	L, 52-57	A
03/05/83	W, 83-70	H
01/14/84	L, 58-63	A
02/18/84	W, 64-61	H
01/14/85	W, 45-43	H
02/18/85	L, 67-69 (OT)	A



- ALL-TIME SERIES RECORD -

01/20/86	W, 66-57	A	01/07/61	W, 100-90	A
02/22/86	W, 84-74	H	02/20/61	W, 83-73	H
03/03/86	W, 88-65	H	01/06/62	W, 58-55 (OT)	H
01/19/87	W, 89-83	H	02/13/62	L, 70-78	A
02/21/87	L, 86-89	A	01/05/63	W, 59-57	A
02/01/88	L, 70-88	A	01/25/63	L, 57-80	H
02/12/88	W, 87-75	H	01/11/64	W, 59-54	A
01/21/89	W, 82-67	H	02/05/64	L, 70-88	H
02/20/89	W, 81-63	A	01/25/65	W, 100-99	H
03/08/89	W, 81-64	N	1964-65	L, 74-106	A
01/29/90	L, 51-67	A	01/22/66	W, 74-72	A
02/10/90	L, 66-81	H	02/19/66	W, 102-96	H
03/03/90	L, 52-65	A	12/20/66	L, 72-86	H
01/19/91	L, 73-83	A	01/07/67	W, 45-43	A
02/18/91	L, 74-79	H	02/13/67	L, 68-69	H
03/06/91	W, 83-66	N	01/06/68	W, 72-63	H
01/27/92	W, 73-68	H	02/12/68	L, 74-100	A
02/08/92	L, 79-86	A	01/06/69	L, 84-91	A
01/11/93	L, 65-80	H	02/17/69	W, 82-78	H
02/22/93	L, 46-66	A	01/03/70	L, 51-54	H
01/22/94	L, 72-88	A	02/16/70	W, 66-64	A
02/28/94	W, 82-75	H	01/04/71	L, 72-80	A
01/21/95	W, 72-68	H	02/13/71	W, 72-71	H
02/27/95	W, 82-78 (OT)	A	01/15/72	W, 74-68	A
01/22/96	L, 64-70	A	01/15/73	W, 71-68	A
02/17/96	W, 74-70	H	02/10/73	W, 71-58	H
01/04/97	L, 77-79	A	01/14/74	W, 82-63	H
02/03/97	W, 91-58	H	02/09/74	L, 76-80	A
01/22/98	W, 96-89	A	01/11/75	W, 80-74	A
02/19/98	L, 54-55	H	02/10/75	W, 85-81	H
02/24/98	W, 61-49	N	01/19/76	W, 79-60	H
01/23/99	W, 82-67	H	02/14/76	L, 74-88	A
02/20/99	W, 72-65	A	01/08/77	W, 52-51	A
01/06/00	L, 83-85	A	02/07/77	W, 78-67	H
02/03/00	W, 94-71	H	01/16/78	W, 68-61	H
			02/13/78	W, 62-53	A
			11/16/98	L, 59-64	H
			11/28/98	L, 64-80	A

ERSKINE (2-0)

H: 2-0 ♦ A: 0-0 ♦ N: 0-0

12/22/97	W, 74-70	H
11/21/98	W, 83-59	H

ETSU (34-21)

H: 16-7 ♦ A: 13-9 ♦ N: 3-0

1949-50	W, 63-57	
1951-52	L, 65-70	
1951-52	W, 66-64	
1951-52	W, 52-46	N
1952-53	L, 62-82	
1952-53	L, 64-73	
1954-55	L, 79-82	
1955-56	L, 73-84	
1955-56	W, 80-57	N
01/21/57	W, 61-55	H
02/09/57	W, 79-61	A
02/23/57	W, 83-74	N
02/01/58	W, 62-57	H
02/22/58	W, 72-59	A
01/09/59	L, 66-68	H
01/09/60	W, 80-76	H
02/22/60	L, 106-123	A

EVANSVILLE (2-1)

H: 1-0 ♦ A: 0-1 ♦ N: 1-0

11/24/10	W, 82-70	H
12/18/10	L, 79-81	A
11/27/16	W, 66-55	N

FISK (1-0)

H: 1-0 ♦ A: 0-0 ♦ N: 0-0

12/09/13	W, 115-65	H
----------	-----------	---

FIU (30-9)

H: 14-4 ♦ A: 15-14 ♦ N: 1-1

01/07/91	W, 86-72	H
02/02/91	W, 94-77	A
01/11/01	L, 59-61	H
02/03/01	L, 61-66	A
01/05/02	L, 60-67	A
02/02/02	W, 71-69	H
02/01/03	W, 60-58	H
02/22/03	W, 80-70	A
02/07/04	W, 54-53	A

ALL-TIME RECORD BY STATE

State	W-L	Pct.
Alabama	84-54	.609
Alaska	1-0	1.000
Arizona	2-0	1.000
Arkansas	29-25	.537
California	6-6	.500
Colorado	10-8	.555
Connecticut	0-0	----
Delaware	1-0	1.000
Florida	59-19	.756
Georgia	39-11	.780
Hawaii	1-0	1.000
Idaho	0-0	----
Illinois	10-9	.526
Indiana	11-8	.579
Iowa	2-1	.667
Kansas	0-3	.000
Kentucky	185-319	.367
Louisiana	52-39	.571
Maine	0-1	.000
Maryland	1-0	1.000
Massachusetts	0-1	.000
Michigan	3-3	.500
Minnesota	2-4	.333
Mississippi	19-13	.594
Missouri	13-16	.448
Montana	1-0	1.000
Nebraska	1-1	.500
Nevada	0-1	.000
New Hampshire	0-0	----
New Jersey	1-1	.500
New Mexico	3-6	.333
New York	4-2	.667
North Carolina	26-16	.619
North Dakota	0-0	----
Ohio	39-32	.549
Oklahoma	6-7	.462
Oregon	2-1	.667
Pennsylvania	5-2	.714
Rhode Island	1-1	.500
South Carolina	10-8	.556
South Dakota	2-1	.667
Tennessee	462-357	.564
Texas	46-29	.613
Utah	1-1	.500
Vermont	1-0	1.000
Virginia	18-10	.643
Washington	0-0	----
West Virginia	14-7	.667
Wisconsin	2-0	1.000
Wyoming	1-1	.500
D.C.	1-0	1.000
Puerto Rico	1-0	1.000



- ALL-TIME SERIES RECORD -

03/01/04	W, 60-42	H
02/05/05	W, 82-69	A
02/28/05	W, 91-81	H
02/04/06	W, 66-64	A
02/27/06	W, 82-58	H
12/31/06	W, 60-46	A
02/15/07	L, 67-69	H
12/18/07	W, 72-63	H
02/09/08	L, 60-66	A
01/10/09	W, 68-63	H
02/26/09	W, 71-66	A
01/14/10	L, 58-65	H
02/25/10	W, 74-71	A
01/29/11	W, 79-70	A
02/12/11	W, 80-68	H
03/06/11	W, 73-38	N
12/29/11	W, 71-66	H
01/12/12	W, 70-59	A
12/29/12	W, 69-52	H
01/31/13	W, 66-64	A
03/10/13	L, 57-61	N
02/08/14	W, 70-68	A
01/08/15	W, 65-52	H
03/05/15	L, 54-59	A
02/06/16	W, 67-66	H
03/05/16	W, 61-58	A
01/19/17	W, 65-52	A
03/02/17	W, 70-67	H
01/04/18	W, 71-66 (OT)	A
01/03/19	L, 76-83	H

FLORIDA (0-2)

H: 0-0 ♦ A: 0-1 ♦ N: 0-1

11/18/12	L, 45-66	N
11/21/13	L, 59-79	A

FLORIDA ATLANTIC (19-5)

H: 9-3 ♦ A: 9-2 ♦ N: 1-0

12/21/05	W, 90-76	N
01/10/07	W, 72-68	A
02/24/07	W, 79-59	H
01/09/08	W, 61-57	H
02/23/08	L, 67-75	A
01/08/09	W, 59-57	H
02/21/09	W, 74-68	H
01/16/10	L, 60-61	H
02/27/10	W, 66-57	A
01/13/11	L, 61-71	H
01/27/11	L, 51-62	A
01/14/12	W, 67-54	A
02/18/12	W, 72-59	H
01/10/13	W, 62-52	H
02/02/13	W, 73-56	A
02/06/14	W, 67-63	A
01/10/15	W, 82-58	H
03/07/15	W, 77-54	A
02/04/16	W, 85-73	H
03/03/16	W, 76-59	A
01/21/17	W, 86-57	A
03/04/17	W, 93-59	H

01/06/18	W, 61-57	A
01/05/19	L, 56-63	H

FLORIDA GULF COAST (2-0)

H: 1-0 ♦ A: 1-0 ♦ N: 0-0

11/21/17	W, 85-72	H
12/2/17	W, 81-76	A

FLORIDA STATE (1-0)

H: 0-0 ♦ A: 0-0 ♦ N: 1-0

03/16/89	W, 97-83	N
----------	----------	---

FREED-HARDEMAN (2-0)

H: 2-0 ♦ A: 0-0 ♦ N: 0-0

01/02/86	W, 118-53	H
12/18/06	W, 92-48	H

FURMAN (0-1)

H: 0-1 ♦ A: 0-0 ♦ N: 0-0

12/12/10	L, 61-76	H
----------	----------	---

GEORGIA (1-1)

H: 0-1 ♦ A: 0-0 ♦ N: 1-0

11/25/83	L, 67-83	H
03/22/88	W, 69-59	N

GEORGIA COLLEGE (5-0)

H: 5-0 ♦ A: 0-0 ♦ N: 0-0

12/05/77	W, 92-54	H
12/02/78	W, 74-54	H
01/02/84	W, 82-53	H
11/23/84	W, 65-63 (OT)	H
12/10/87	W, 79-73	H

GEORGIA SOUTHERN (3-2)

H: 2-1 ♦ A: 1-1 ♦ N: 0-0

12/19/63	W, 88-83	H
01/17/84	L, 54-55	H
01/30/85	L, 64-72	A
12/01/90	W, 80-77	A
12/20/90	W, 80-76 (OT)	H

GEORGIA SOUTHWESTERN (1-0)

H: 1-0 ♦ A: 0-0 ♦ N: 0-0

12/09/77	W, 79-58	H
----------	----------	---

GEORGIA STATE (8-4)

H: 3-1 ♦ A: 4-3 ♦ N: 1-0

01/25/71	W, 72-61	A
02/07/72	W, 98-59	H
01/17/73	L, 62-67	A
12/22/80	W, 74-58	A
12/17/81	W, 62-49	H
02/01/83	L, 60-73	H
02/23/83	W, 76-69	A
11/26/83	W, 70-58	N
12/21/83	W, 66-57	A
02/04/84	W, 84-61	H
12/22/15	L, 62-64	A
12/21/16	L, 56-64	A

GRAMBLING (2-0)

H: 1-0 ♦ A: 1-0 ♦ N: 0-0

12/04/90	W, 96-87	H
02/06/91	W, 114-85	A

GRAND CANYON (1-0)

H: 0-0 ♦ A: 0-0 ♦ N: 1-0

12/30/13	W, 79-56	N
----------	----------	---

GREEN BAY (1-0)

H: 1-0 ♦ A: 0-0 ♦ N: 0-0

12/05/74	W, 73-57	H
----------	----------	---

HOUSTON (0-2)

H: 0-1 ♦ A: 0-1 ♦ N: 0-0

12/01/07	L, 68-83	A
12/02/08	L, 67-70	H

HOUSTON BAPTIST (3-1)

H: 2-0 ♦ A: 1-1 ♦ N: 0-0

11/16/08	W, 80-63	H
02/07/09	W, 89-77	A
02/13/10	W, 109-79	H
02/22/11	L, 68-70	A

HOWARD (1-0)

H: 1-0 ♦ A: 0-0 ♦ N: 0-0

12/22/10	W, 69-51	H
----------	----------	---

HUNTINGDON (1-0)

H: 1-0 ♦ A: 0-0 ♦ N: 0-0

01/19/63	W, 79-74	H
----------	----------	---

INDIANA STATE (2-2)

H: 2-0 ♦ A: 0-2 ♦ N: 0-0

11/25/95	W, 81-78	H
12/19/96	L, 66-92	A
11/26/05	L, 79-85 (OT)	A
11/30/06	W, 65-58	H

IPFW (4-0)

H: 2-0 ♦ A: 2-0 ♦ N: 0-0

01/31/02	W, 90-80	A
01/28/03	W, 71-52	H
01/06/04	W, 72-65	H
01/05/05	W, 66-61	A

IUPUI (2-1)

H: 2-0 ♦ A: 0-1 ♦ N: 0-0

12/02/00	L, 70-78	A
11/21/01	W, 76-72	H
12/07/02	W, 64-60	H

JACKSONVILLE (1-0)

H: 0-0 ♦ A: 0-0 ♦ N: 0-0

12/14/61	W, 59-54	
----------	----------	--

JACKSONVILLE STATE (2-2)

H: 0-0 ♦ A: 0-0 ♦ N: 0-0

1938-39	L, 45-62	
---------	----------	--



- ALL-TIME SERIES RECORD -

1939-40	L, 5-34
1940-41	W, 37-31
1941-42	W, 35-30

KANSAS (0-3)

H: 0-1 ♦ A: 0-2 ♦ N: 0-0

12/13/97	L, 68-103	A
12/05/99	L, 77-97	H
11/27/00	L, 66-92	A

KENNESAW STATE (6-0)

H: 6-0 ♦ A: 0-0 ♦ N: 0-0

01/08/87	W, 98-70	H
01/02/88	W, 103-71	H
11/28/88	W, 93-56	H
12/16/89	W, 75-62	H
11/26/90	W, 97-77	H
12/27/02	W, 66-62	H

KENT STATE (0-1)

H: 0-1 ♦ A: 0-0 ♦ N: 0-0

03/18/15	L, 56-68	H
----------	----------	---

KENTUCKY (1-0)

H: 0-0 ♦ A: 0-0 ♦ N: 1-0

03/11/82	W, 50-44	N
----------	----------	---

KENTUCKY WESLEYAN (1-4)

H: 1-1 ♦ A: 0-2 ♦ N: 0-1

01/05/57	L, 58-65	A
12/09/57	L, 69-79	H
12/13/58	L, 70-77	N
12/30/58	W, 78-72	H
02/21/59	L, 73-84	A

KING COLLEGE (1-0)

H: 1-0 ♦ A: 0-0 ♦ N: 0-0

11/13/09	W, 93-73	H
----------	----------	---

LA TECH (5-12)

H: 4-3 ♦ A: 1-9 ♦ N: 0-0

12/12/59	L, 63-81	A
12/15/87	L, 63-64	H
01/07/88	L, 67-72	A
12/20/88	W, 91-87	H
01/12/89	L, 71-72	A
12/09/89	L, 77-98	A
01/11/90	W, 84-75	H
01/25/01	L, 55-75	A
02/15/01	L, 53-68	H
02/27/14	L, 39-55	A
01/17/15	L, 68-75	A
02/07/15	L, 62-73	H
02/11/16	L, 63-73	A
01/28/17	W, 71-61	H
01/11/18	W, 72-57	H
02/17/18	W, 87-70	A
01/12/19	L, 56-73	A

LAMAR (1-0)

H: 1-0 ♦ A: 0-0 ♦ N: 0-0

11/19/09	W, 74-66	H
----------	----------	---

LAMBUTH (1-0)

H: 1-0 ♦ A: 0-0 ♦ N: 0-0

11/19/04	W, 95-54	H
----------	----------	---

LEES-MCRAE (1-0)

H: 1-0 ♦ A: 0-0 ♦ N: 0-0

11/06/18	W, 91-69	H
----------	----------	---

LEHIGH (1-0)

H: 0-0 ♦ A: 0-0 ♦ N: 1-0

12/04/92	W, 89-73	N
----------	----------	---

LINCOLN MEMORIAL (8-5)

H: 0-0 ♦ A: 0-0 ♦ N: 0-0

1947-48	W, 46-44
1948-49	L, 57-61
1948-49	L, 52-59
1949-50	W, 52-43
1949-50	L, 39-74
1950-51	W, 57-53
1950-51	L, 57-61
1951-52	W, 51-48
1951-52	W, 55-53
1953-54	W, 82-55
1954-55	L, 70-77
1954-55	W, 92-91
12/17/86	W, 116-92

LIPSCOMB (32-20)

H: 10-1 ♦ A: 2-2 ♦ N: 2-2

1937-38	L, 29-48	
1937-38	L, 41-49	
1938-39	W, 53-40	
1938-39	W, 31-21	
1939-40	W, 48-21	
1939-40	W, 56-33	
1940-41	L, 55-56	
1940-41	W, 45-38	
1941-42	L, 20-29	
1941-42	W, 53-42	
1945-46	W, Inc.	
1946-47	W, 56-51	
1946-47	L, 38-46	
1946-47	W, 49-38	
1947-48	W, 66-53	
1947-48	L, 36-43	
1947-48	L, 42-58	N
1948-49	L, 50-56	
1948-49	W, 48-34	
1948-49	L, 55-59	N
1949-50	L, 41-46	
1949-50	W, 44-40	
1949-50	W, 61-56	
1950-51	L, 50-73	
1950-51	L, 38-88	
1951-52	W, 57-44	

1951-52	L, 53-65	
1952-53	L, 60-61	
1952-53	W, 69-57	
1952-53	L, 75-85	
1953-54	W, 83-70	
1953-54	W, 73-66	N
1954-55	L, 75-90	
1954-55	W, 79-68	
1955-56	W, 88-66	
1955-56	L, 75-76 (OT)	
1955-56	W, 75-69	N
02/02/57	W, 75-73 (OT)	A
02/14/57	W, 75-43	H
01/07/58	W, 68-61	H
01/28/58	W, 77-65	H
12/02/58	W, 79-52	H
01/05/59	L, 82-84	A
12/01/59	W, 109-73	H
01/23/60	W, 96-78	A
01/12/61	L, 66-68 (OT)	A
02/18/61	W, 94-74	H
12/30/74	W, 82-50	H
12/30/78	W, 91-72	H
11/25/91	W, 79-66	H
11/16/07	W, 68-62	H
12/01/18	L, 74-84	H

LIVINGSTON STATE (1-0)

H: 1-0 ♦ A: 0-0 ♦ N: 0-0

1952-53	W, 88-74	H
---------	----------	---

LOUISIANA (13-6)

H: 8-1 ♦ A: 4-3 ♦ N: 1-2

01/23/59	W, 85-79	A
12/05/59	W, 81-72	H
02/17/01	L, 57-85	A
01/12/02	W, 69-64	H
01/25/03	L, 65-71	A
01/31/04	L, 64-74	H
03/08/04	L, 66-70	N
01/29/05	L, 44-54	A
03/06/05	L, 57-71	N
01/28/06	W, 73-59	H
01/27/07	W, 71-59	H
01/31/08	W, 57-51	A
01/29/09	W, 83-76	H
01/02/10	W, 68-58	H
01/08/11	W, 73-64 (OT)	A
01/07/12	W, 65-53	H
11/29/12	W, 72-58	A
01/19/13	W, 82-60	H
03/09/13	W, 81-66	N

LOUISVILLE (0-3)

H: 0-0 ♦ A: 0-2 ♦ N: 0-1

03/13/82	L, 56-81	N
12/20/05	L, 68-76	A
03/18/18	L, 68-84	A

HISTORY/RECORDS



- ALL-TIME SERIES RECORD -

LOYOLA (IL) (0-1)

H: 0-0 ♦ A: 0-1 ♦ N: 0-0
12/14/64 L, 85-117 A

LOYOLA MARYMOUNT (1-0)

H: 0-0 ♦ A: 1-0 ♦ N: 0-0
11/13/11 W, 58-51 A

LSU (0-1)

H: 0-0 ♦ A: 0-1 ♦ N: 0-0
11/27/91 L, 65-96 A

LYON (1-0)

H: 1-0 ♦ A: 0-0 ♦ N: 0-0
12/03/94 W, 75-68 H

MACMURRAY (3-1)

H: 2-1 ♦ A: 1-0 ♦ N: 0-0
01/03/63 L, 68-77 H
01/02/64 W, 98-84 H
12/04/71 W, 77-74 A
01/10/73 W, 113-75 H

MAINE (0-1)

H: 0-0 ♦ A: 0-0 ♦ N: 0-1
12/29/13 L, 85-89 (OT) N

MARIST (1-1)

H: 1-0 ♦ A: 0-1 ♦ N: 0-0
11/24/98 L, 61-65 A
11/27/99 W, 76-55 H

MARSHALL (11-6)

H: 6-1 ♦ A: 3-5 ♦ N: 2-0
02/25/76 W, 99-82 A
02/02/77 W, 94-87 H
12/20/86 L, 85-87 A
12/22/87 W, 91-80 H
11/17/09 L, 60-63 A
03/13/12 W, 86-78 H
02/22/14 W, 56-53 A
02/19/15 W, 90-51 H
01/28/16 L, 66-82 A
02/27/16 W, 83-74 H
03/11/16 W, 99-90 N
01/12/17 W, 69-57 H
02/18/17 W, 97-86 A
03/11/17 W, 83-72 N
01/18/18 L, 63-73 A
03/03/18 L, 67-76 H
02/16/19 L, 93-98 A

MARTIN COLLEGE (4-0)

H: 0-0 ♦ A: 0-0 ♦ N: 0-0
1946-47 W, 47-34
1946-47 W, 51-44
1947-48 W, 42-31
1947-48 W, 58-45

MARTIN METHODIST (1-0)

H: 1-0 ♦ A: 0-0 ♦ N: 0-0
12/20/99 W, 87-79 H

MCNEESE STATE (3-2)

H: 2-1 ♦ A: 1-1 ♦ N: 0-0
12/10/58 L, 49-50 H
12/18/78 W, 67-61 H
01/05/80 L, 53-65 A
12/20/86 W, 86-80 H
12/22/87 W, 84-69 A

MEMPHIS (15-24)

H: 0-0 ♦ A: 0-6 ♦ N: 0-2
1929-30 L, 21-41
1932-33 W, Inc.
1933-34 W, 45-33
1933-34 W, 36-18
1934-35 W, 33-31
1934-35 L, 23-33
1935-36 W, 42-35
1935-36 W, 40-34
1936-37 W, 33-24
1936-37 L, 33-52
1937-38 W, 30-29
1937-38 W, 44-43
1938-39 W, 41-34
1938-39 W, 39-31
1939-40 W, 52-35
1939-40 L, 31-41
1940-41 L, 28-37
1940-41 L, 36-52
1941-42 L, 29-70
1941-42 W, 36-25
1947-48 L, 45-53
1947-48 L, 46-52
1948-49 W, 68-56
1949-50 L, 50-64
1951-52 L, 57-92
1951-52 L, 46-61
1952-53 W, 77-62
1953-54 L, 68-75
1953-54 L, 65-82
1954-55 L, 80-95
1954-55 L, 86-91
02/15/61 L, 61-81 A
11/30/83 L, 47-74 A
12/05/84 L, 77-90 A
11/30/85 L, 63-73 N
12/08/90 L, 60-75 A
01/04/06 L, 50-83 A
12/23/06 L, 46-86 A
12/15/07 L, 41-65 N

MERCER (5-3)

H: 2-1 ♦ A: 3-0 ♦ N: 0-0
1925-26 L, 28-30
1927-28 L, 28-33
12/23/75 W, 83-72 H
01/03/77 W, 59-55 (OT) A

02/08/79 L, 61-64 (OT) H
02/14/79 W, 62-61 A
12/15/79 W, 63-62 A
12/22/79 W, 81-63 H

MIAMI (FL) (0-1)

H: 0-0 ♦ A: 0-0 ♦ N: 0-1
12/25/17 L, 81-84 N

MIAMI (OH) (1-0)

H: 0-0 ♦ A: 0-0 ♦ N: 1-0
12/19/87 W, 81-72 N

MICHIGAN (1-0)

H: 1-0 ♦ A: 0-0 ♦ N: 0-0
12/29/86 W, 85-83 H

MICHIGAN STATE (1-1)

H: 0-0 ♦ A: 0-1 ♦ N: 1-0
12/19/77 L, 51-72 A
03/18/16 W, 90-81 N

MIDWESTERN (0-1)

H: 0-0 ♦ A: 0-1 ♦ N: 0-0
12/20/57 L, 65-84 A

MILES (1-0)

H: 1-0 ♦ A: 0-0 ♦ N: 0-0
12/08/84 W, 103-69 H

MILLIGAN (10-2)

H: 3-0 ♦ A: 1-0 ♦ N: 1-1
1947-48 L, 53-54 N
1948-49 L, 67-90
1948-49 W, 70-62
1949-50 W, 72-58
1949-50 W, 75-73
1950-51 W, 106-93 N
1951-52 W, 88-56
1951-52 W, 89-50
01/09/57 W, 84-63 H
02/08/57 W, 91-83 A
11/11/16 W, 102-64 H
11/09/18 W, 102-70 H

MINNESOTA (2-4)

H: 0-2 ♦ A: 0-2 ♦ N: 2-0
11/23/85 W, 92-79 N
12/12/92 L, 65-88 A
12/03/93 L, 76-90 H
12/31/94 L, 57-98 A
03/21/12 L, 72-78 H
03/16/17 W, 81-72 N

MISSISSIPPI STATE (0-1)

H: 0-0 ♦ A: 0-1 ♦ N: 0-0
12/09/78 L, 50-85 A



- ALL-TIME SERIES RECORD -

MISSISSIPPI VALLEY STATE (3-1)		01/10/70	L, 67-88	A	02/21/98	W, 74-61	H
H: 2-0 ♦ A: 1-1 ♦ N: 0-0		02/09/70	W, 80-64	H	01/21/99	W, 75-62	H
11/23/90	W, 89-77	01/09/71	W, 71-69	H	02/18/99	L, 74-75	A
12/07/91	W, 87-67	02/22/71	L, 55-70	A	01/08/00	W, 77-73	A
11/27/04	L, 58-71	01/24/72	L, 63-64	A	02/05/00	W, 69-67	H
12/11/04	W, 75-54	02/17/72	W, 98-71	H			
MISSOURI (0-1)		01/20/73	L, 63-72	H	MORRIS HARVEY (1-0)		
H: 0-0 ♦ A: 0-1 ♦ N: 0-0		02/19/73	L, 87-89	A	H: 1-0 ♦ A: 0-0 ♦ N: 0-0		
12/11/85	L, 77-81	01/19/74	L, 77-82	A	12/04/75	W, 89-67	H
MISSOURI STATE (1-0)		02/18/74	W, 82-81	H	MURRAY STATE (37-104)		
H: 0-0 ♦ A: 0-0 ♦ N: 1-0		01/20/75	W, 91-87	H	H: 20-46 ♦ A: 14-53 ♦ N: 3-5		
12/22/08	W, 63-51	02/15/75	L, 85-89	A	1929-30	W, 39-29	H
MONTANA (1-0)		03/07/75	W, 85-68	H	1931-32	L, 18-63	A
H: 0-0 ♦ A: 0-0 ♦ N: 1-0		01/24/76	L, 63-74	A	1931-32	L, 22-36	H
11/22/96	W, 66-63	02/23/76	W, 93-67	H	1932-33	L, 27-77	A
MONTREAT (1-0)		01/17/77	W, 65-52	H	1932-33	W, 23-22	A
H: 1-0 ♦ A: 0-0 ♦ N: 0-0		02/14/77	L, 67-74	A	1933-34	L, 34-51	H
11/27/96	W, 98-52	03/04/77	W, 92-70	N	1933-34	L, 36-39	A
MOREHEAD STATE (50-50)		01/07/78	W, 92-59	A	1934-35	L, 31-42	H
H: 33-12 ♦ A: 16-28 ♦ N: 1-1		02/06/78	W, 37-36	H	1934-35	L, 28-33	A
1952-53	L, 74-94	01/06/79	W, 99-97 (OT)	H	1935-36	L, 31-57	H
1952-53	L, 83-88	02/05/79	W, 70-66	A	1935-36	L, 26-48	A
1953-54	L, 80-93	01/26/80	L, 66-68	A	1936-37	L, 17-46	A
1953-54	L, 72-83	02/02/80	W, 75-68	H	1936-37	L, 32-50	H
1954-55	L, 79-98	01/03/81	W, 64-57	H	1937-38	L, 36-66	H
1954-55	L, 96-97	01/29/81	L, 60-61	A	1937-38	L, 31-45	A
1954-55	L, 68-123	02/10/81	W, 64-59	A	1938-39	L, 37-49	H
1955-56	L, 78-95	02/25/82	W, 63-52	H	1938-39	L, 48-76	A
1955-56	L, 70-93	12/17/82	L, 84-85	A	1939-40	L, 33-40	H
12/08/56	L, 72-95	03/04/83	L, 65-85	H	1939-40	L, 42-60	A
01/28/57	L, 67-70	01/12/84	W, 57-54	A	1940-41	L, 37-64	H
01/04/58	W, 71-68	02/16/84	L, 73-88	H	1940-41	L, 22-51	A
01/25/58	L, 79-99	01/12/85	W, 75-63	H	1941-42	L, 33-44	A
01/17/59	L, 81-94	02/16/85	W, 83-67	A	1941-42	L, 28-52	H
01/05/59	L, 78-101	01/18/86	W, 107-73	A	1948-49	L, 50-68	A
01/16/60	L, 82-83	02/24/86	W, 80-63	H	1948-49	L, 38-43	H
02/01/60	W, 89-82	01/17/87	W, 81-72	H	1949-50	L, 36-79	H
12/12/60	L, 75-85	A 02/23/87	W, 84-74	A	1949-50	L, 59-100	A
01/28/61	L, 66-80	01/30/88	W, 100-85	A	1952-53	L, 67-68	H
01/27/62	L, 67-70	02/15/88	W, 109-95	H	1952-53	L, 73-78	A
02/07/62	W, 72-69	01/23/89	W, 108-68	H	1952-53	L, 70-79	N
12/08/62	L, 59-103	02/18/89	L, 99-101	A	1953-54	L, 83-105	H
02/16/63	L, 67-79	01/27/90	W, 67-65	A	1953-54	L, 77-88	A
12/07/63	L, 91-96	02/12/90	W, 89-76	H	1953-54	W, 86-84	N
02/01/64	W, 92-85	01/21/91	W, 64-58	H	1954-55	L, 80-104	A
01/09/65	L, 73-96	A 02/16/91	W, 70-68	H	1954-55	L, 73-104	H
02/08/65	W, 87-82	01/25/92	W, 80-72	H	1955-56	L, 66-86	H
01/08/66	L, 64-78	02/10/92	W, 92-85	A	1955-56	L, 82-104	A
02/14/66	L, 76-94	03/06/92	L, 80-81	N	01/02/57	L, 68-98	H
01/14/67	L, 67-91	A 01/09/93	W, 76-65	H	02/13/57	W, 80-66	A
02/20/67	L, 62-87	01/24/94	L, 58-60	A	01/15/58	W, 80-72	A
01/13/68	L, 69-85	02/26/94	W, 74-65	H	02/05/58	L, 66-71	H
02/19/68	W, 92-88	A 01/23/95	L, 74-87	H	01/31/59	W, 78-66	H
01/11/69	W, 93-88 (OT)	02/25/95	L, 61-65	A	02/24/59	W, 84-82	A
02/10/69	L, 74-106	01/20/96	L, 59-68	A	01/05/60	L, 70-80	A
		02/19/96	W, 73-71	H	02/10/60	L, 65-78	H
		H 01/06/97	W, 78-72	H	A 01/04/61	L, 58-97	H
		H 01/30/97	W, 98-86	H	H 02/08/61	L, 74-77	A
		A 01/24/98	W, 77-64	A	A 01/03/62	L, 61-83	A



- ALL-TIME SERIES RECORD -

02/03/62	L, 68-69	H	02/18/83	L, 69-80	H	11/15/16	W, 87-81	H
01/02/63	W, 86-82	H	01/27/84	L, 76-85	H	11/13/17	W, 72-67	A
02/06/63	L, 73-109	A	02/11/84	L, 63-75	A	12/08/18	L, 42-64	H
01/07/64	L, 68-98	A	01/29/85	L, 59-63	A			
02/10/64	L, 79-86	H	02/11/85	W, 65-59	H			
02/02/65	L, 79-80	H	02/28/85	W, 63-60	H			
02/24/65	L, 89-91 (OT)	A	01/11/86	W, 81-68	H			
12/20/65	L, 65-86	N	02/17/86	L, 86-93	A			
01/04/66	L, 73-89	H	03/07/86	W, 85-81	N			
02/09/66	L, 81-107	A	01/10/87	W, 64-57	A			
01/18/67	L, 93-96 (OT)	H	02/16/87	W, 90-76	H			
01/30/67	L, 75-91	A	01/23/88	L, 67-79	H			
01/04/68	L, 74-77	A	02/29/88	L, 66-82	A			
01/29/68	L, 72-91	H	01/30/89	L, 67-71	A			
01/18/69	L, 68-70	A	02/11/89	W, 85-84	H			
02/05/69	L, 71-74	H	01/20/90	L, 71-80	H			
02/11/70	L, 65-88	A	02/19/90	W, 81-76	A			
02/23/70	L, 72-83	H	01/14/91	L, 66-70	H			
02/08/71	L, 47-51	H	02/23/91	L, 86-91	A			
03/01/71	L, 69-92	A	03/07/91	L, 67-79	A			
01/29/72	L, 64-73	H	12/14/91	L, 74-98	A			
02/28/72	L, 46-52	A	02/01/92	L, 83-84	A			
01/29/73	L, 82-90	H	02/01/93	L, 73-76	A			
02/24/73	L, 68-71	A	03/01/93	W, 79-74	H			
01/28/74	W, 74-71	A	01/15/94	L, 76-102	A			
02/23/74	W, 90-79	H	02/12/94	L, 86-116	H			
01/25/75	W, 84-77	A	01/14/95	L, 74-89	H			
02/24/75	W, 99-90	H	02/13/95	L, 74-87	A			
02/02/76	L, 60-71	A	03/02/95	L, 67-75	N			
02/28/76	W, 86-78	H	01/29/96	L, 72-73	H			
01/22/77	L, 70-71	A	02/24/96	L, 67-80	A			
02/21/77	W, 74-70	H	12/02/96	W, 85-72	H			
01/23/78	W, 78-77	A	01/25/97	L, 72-78	A			
02/18/78	W, 57-56	H	02/28/97	L, 48-74	N			
01/17/79	W, 84-71	H	01/03/98	W, 76-71 (OT)	H			
02/17/79	W, 69-67	A	01/29/98	L, 75-78	A			
01/19/80	L, 53-61	A	01/04/99	L, 74-84	A			
02/14/80	L, 62-68	H	01/30/99	L, 62-81	H			
01/17/81	L, 70-74	A	01/27/00	W, 81-79	A			
02/12/81	W, 67-53	H	02/24/00	W, 82-79	H			
03/06/81	L, 60-62	N	12/16/02	L, 72-79	H			
01/21/82	L, 58-59	H	01/01/03	L, 64-76	A			
02/18/82	W, 70-53	A	11/26/13	W, 80-65	A			
03/05/82	W, 56-54	N	11/18/14	L, 49-68	H			
01/21/83	L, 54-61	A	11/17/15	L, 65-76	A			

NEBRASKA (1-0)

H: 0-0 ♦ A: 0-0 ♦ N: 1-0

12/08/73 W, 76-65 N

NEW MEXICO (0-1)

H: 0-0 ♦ A: 0-0 ♦ N: 0-1

12/29/93 L, 56-69 N

NEW MEXICO STATE (3-5)

H: 0-3 ♦ A: 2-1 ♦ N: 1-1

12/18/57 L, 71-82 A

02/22/01 L, 60-81 H

01/10/02 L, 88-94 (30T) H

03/03/02 L, 48-63 N

01/23/03 W, 70-68 A

01/29/04 L, 76-81 H

01/27/05 W, 65-50 A

03/04/05 W, 77-63 N

NEW ORLEANS (7-9)

H: 3-4 ♦ A: 4-4 ♦ N: 0-1

02/21/82 L, 68-70 H

02/28/83 L, 67-83 A

12/16/95 L, 67-69 H

11/30/96 L, 54-66 A

01/27/01 L, 56-69 A

03/02/01 L, 61-66 (OT) N

12/30/01 W, 69-64 A

01/18/03 W, 77-60 H

01/24/04 W, 78-75 A

01/22/05 L, 60-66 H

01/26/06 W, 86-65 H

01/13/07 W, 76-67 A

01/19/08 L, 75-82 (OT) H

01/24/09 L, 65-69 A

12/31/10 W, 63-58 A

01/28/10 W, 66-46 H

NICHOLLS STATE (1-0)

H: 1-0 ♦ A: 0-0 ♦ N: 0-0

12/05/60 W, 66-54 H

NORFOLK STATE (1-0)

H: 0-0 ♦ A: 0-0 ♦ N: 1-0

12/21/08 W, 77-56 N

NORTH ALABAMA (13-6)

H: 6-1 ♦ A: 6-1 ♦ N: 0-0

1947-48 L, 37-41

1949-50 L, 67-70

1949-50 L, 45-68

1950-51 L, 45-58

1950-51 W, 69-68

12/03/62 W, 86-77 (OT) A

01/12/63 L, 64-67 H

12/09/63 W, 99-87 H

MIDDLE TENNESSEE'S MOST PLAYED RIVALRIES

Rival	Meetings	W-L	Pct.	Streak	Last 10	Last Meeting
Tennessee Tech	141	58-83	.411	L2	5-5	12/06/03
Murray State	141	37-104	.262	L1	5-5	12/08/18
Austin Peay	138	75-63	.543	W2	4-6	11/26/11
WKU	137	43-94	.314	L1	8-2	02/14/19
Eastern Kentucky	103	42-61	.408	W1	7-3	02/03/00
Morehead State	100	50-50	.500	W2	8-2	02/05/00
Tennessee State	62	45-17	.726	W1	9-1	11/18/17
Chattanooga	57	27-30	.474	W2	6-4	12/19/14
ETSU	55	34-21	.618	L2	7-3	11/28/98
Lipscomb	52	32-20	.615	L1	7-3	12/01/18



- ALL-TIME SERIES RECORD -

01/30/64	W, 98-97	A
12/07/64	W, 95-77	H
02/10/65	L, 81-87	A
12/04/65	W, 88-73	A
01/27/66	W, 86-78	H
12/03/66	W, 111-79	A
01/21/67	W, 78-73	H
12/18/71	W, 90-72	A
12/31/79	W, 67-60	H
12/08/80	W, 74-73	A
11/06/08	W, 75-57	H

NORTH CAROLINA (0-4)

H: 0-1 ♦ A: 0-2 ♦ N: 0-1

03/14/85	L, 57-76	N
02/01/97	L, 49-99	A
11/14/97	L, 56-84	A
11/30/98	L, 54-75	H

NORTH CAROLINA A&T (2-1)

H: 1-0 ♦ A: 1-1 ♦ N: 0-0

12/19/95	W, 64-53	H
11/29/95	W, 75-64	A
11/23/10	L, 56-65	A

NORTH CAROLINA CENTRAL (1-0)

H: 1-0 ♦ A: 0-0 ♦ N: 0-0

11/30/78	W, 72-55	H
----------	----------	---

NORTH CAROLINA STATE (0-1)

H: 0-0 ♦ A: 0-0 ♦ N: 0-1

12/21/98	L, 59-91	N
----------	----------	---

NORTH FLORIDA (1-0)

H: 1-0 ♦ A: 0-0 ♦ N: 0-0

11/13/13	W, 77-70	H
----------	----------	---

NORTH GEORGIA (1-0)

H: 1-0 ♦ A: 0-0 ♦ N: 0-0

11/26/94	W, 72-64	H
----------	----------	---

NORTH TEXAS (15-8)

H: 9-1 ♦ A: 6-5 ♦ N: 0-2

01/06/01	W, 105-71	H
01/19/02	L, 63-85	A
01/06/03	W, 76-55	H
02/12/04	L, 64-69	A
02/10/05	W, 79-64	H
02/09/06	W, 62-60	A
01/25/07	L, 53-66	A
03/05/07	L, 52-59	N
01/27/08	W, 69-60	H
12/31/08	W, 89-80	A
02/14/09	L, 78-89	H
03/08/09	L, 79-88	N
01/30/10	W, 69-64	H
01/05/11	W, 78-71	H
02/02/12	W, 68-66	A
12/31/12	W, 75-57	H
01/24/13	W, 72-64	A
01/25/14	W, 70-65	A
02/14/15	L, 56-57	A
02/21/16	W, 86-64	H
01/07/17	W, 79-68	A
02/10/18	W, 79-73	H
01/26/19	L, 53-70	A

NORTHERN ARIZONA (1-0)

H: 1-0 ♦ A: 0-0 ♦ N: 0-0

11/25/14	W, 66-53	H
----------	----------	---

NORTHRIDGE (1-0)

H: 1-0 ♦ A: 0-0 ♦ N: 0-0

12/07/61	W, 77-76 (OT)	H
----------	---------------	---

NORTHWESTERN STATE (2-0)

H: 2-0 ♦ A: 0-0 ♦ N: 0-0

12/08/59	W, 67-64	H
12/28/60	W, 81-74	H

NOTRE DAME (0-1)

H: 0-0 ♦ A: 0-0 ♦ N: 0-1

03/12/87	L, 71-84	N
----------	----------	---

OGLETHORPE (1-1)

H: 0-1 ♦ A: 1-0 ♦ N: 0-0

12/30/67	W, 77-75 (OT)	A
02/06/68	L, 81-91	H

OHIO (0-2)

H: 0-0 ♦ A: 0-1 ♦ N: 0-1

12/29/58	L, 66-77	N
11/15/09	L, 68-81	A

OHIO VALLEY (1-0)

H: 1-0 ♦ A: 0-0 ♦ N: 0-0

11/14/14	W, 77-60	H
----------	----------	---

OKLAHOMA STATE (0-1)

H: 0-0 ♦ A: 0-1 ♦ N: 0-0

12/16/14	L, 44-68	A
----------	----------	---

OLD DOMINION (9-1)

H: 3-1 ♦ A: 3-0 ♦ N: 3-0

12/02/86	W, 92-70	A
02/01/14	W, 64-48	H
03/13/14	W, 62-48	N
01/22/15	W, 68-58 (OT)	H
03/12/15	W, 59-52	N
01/16/16	W, 64-61	A
03/12/16	W, 55-53	N
02/09/17	W, 64-51	H
02/01/18	W, 66-59	A
02/09/19	L, 50-55	H

OLE MISS (6-5)

H: 2-0 ♦ A: 2-2 ♦ N: 2-2

1947-48	L, 36-65	
12/29/60	L, 62-64	N
01/26/63	L, 68-77	A
11/30/74	W, 79-68	N
12/12/77	W, 61-53	A
12/21/11	W, 68-56	N
12/08/12	W, 65-62	H
12/14/13	L, 63-72	A
11/30/16	W, 77-62	A
12/09/17	W, 77-58	H
12/21/18	L, 56-74	N

ORAL ROBERTS (6-3)

H: 5-0 ♦ A: 1-3 ♦ N: 0-0

12/02/68	W, 115-98	H
11/17/77	L, 55-58	A
02/25/81	W, 85-79	H
01/27/81	L, 73-83	A
01/02/92	W, 100-78	H
12/21/92	L, 75-78	A
02/06/93	W, 93-76	H
12/01/93	W, 94-77	H
11/30/95	W, 91-74	A

OREGON STATE (0-1)

H: 0-0 ♦ A: 0-0 ♦ N: 0-1

03/15/75	L, 67-78	N
----------	----------	---

MIDDLE TENNESSEE VS. CONFERENCE USA

Opponent	W-L	Pct.	Streak	Last 5	Last 10
Charlotte	9-1	.900	W9	5-0	9-1
FIU	30-9	.769	L1	4-1	7-3
Florida Atlantic	19-5	.792	L1	4-1	9-1
LA Tech	5-12	.294	L1	3-2	3-7
Marshall	11-6	.647	L3	2-3	6-4
North Texas	15-8	.652	L1	3-2	8-2
Old Dominion	9-1	.900	L1	4-1	9-1
Rice	6-4	.600	L2	3-2	6-4
Southern Miss	8-3	.727	L2	3-2	7-3
UAB	9-11	.450	L1	4-1	6-4
UTEP	7-3	.700	W5	5-0	7-3
UTSA	6-1	.857	W5	5-0	----
WKU	43-94	.314	L1	4-1	8-2





- ALL-TIME SERIES RECORD -

PALM BEACH ATLANTIC (1-0)

H: 1-0 ♦ A: 0-0 ♦ N: 0-0
01/09/76 W, 93-69 H

PARSONS (1-1)

H: 1-1 ♦ A: 0-0 ♦ N: 0-0
12/17/64 L, 77-85 H
02/08/73 W, 85-67 H

PEABODY (3-0)

H: 0-0 ♦ A: 0-0 ♦ N: 0-0
1922-23 W, 53-19
1922-23 W, 48-13
1922-23 W, 60-18

PENNSYLVANIA (0-1)

H: 0-0 ♦ A: 0-0 ♦ N: 0-1
11/29/74 L, 74-101 N

PEPPERDINE (0-1)

H: 0-0 ♦ A: 0-0 ♦ N: 0-1
12/28/77 L, 61-68 N

PIEDMONT (1-0)

H: 0-0 ♦ A: 0-0 ♦ N: 0-0
1929-30 W, 32-23

PIKEVILLE COLLEGE (2-0)

H: 2-0 ♦ A: 0-0 ♦ N: 0-0
12/07/78 W, 84-74 H
12/06/79 W, 85-70 H

PORTLAND STATE (2-0)

H: 1-0 ♦ A: 1-0 ♦ N: 0-0
02/19/05 W, 83-62 H
12/3/05 W, 65-62 A

PRESBYTERIAN (3-0)

H: 2-0 ♦ A: 0-0 ♦ N: 1-0
12/15/62 W, 82-80 N
12/19/74 W, 115-64 H
12/30/97 W, 60-42 H

PRINCETON (1-0)

H: 0-0 ♦ A: 0-0 ♦ N: 1-0
12/22/17 W, 69-67 N

PROVIDENCE (1-0)

H: 0-0 ♦ A: 0-0 ♦ N: 1-0
11/23/96 W, 77-75 N

PURDUE (0-1)

H: 0-0 ♦ A: 0-0 ♦ N: 0-1
12/06/02 L, 56-85 N

RADFORD (0-4)

H: 0-2 ♦ A: 0-2 ♦ N: 0-0
12/29/94 L, 57-60 H
12/09/95 L, 77-92 A
12/21/00 L, 73-80 H

12/01/01 L, 53-72 A

RHODE ISLAND (0-1)

H: 0-0 ♦ A: 0-1 ♦ N: 0-0
12/30/18 L, 60-72 A

RICE (6-4)

H: 4-0 ♦ A: 2-4 ♦ N: 0-0
12/04/00 W, 75-73 (OT) A
12/04/01 W, 65-52 H
11/23/04 L, 62-67 A
03/01/14 W, 65-41 H
02/12/15 L, 68-71 (2OT) A
01/23/16 W, 87-73 H
01/05/17 W, 80-77 A
02/08/18 W, 94-75 H
01/24/19 L, 68-79 A
03/03/19 L, 61-67 A

RIO GRANDE (2-0)

H: 2-0 ♦ A: 0-0 ♦ N: 0-0
12/13/75 W, 89-65 H
12/20/79 W, 77-45 H

ROLLINS (1-0)

H: 1-0 ♦ A: 0-0 ♦ N: 0-0
12/14/62 W, 79-61 H

SAINT LOUIS (1-0)

H: 1-0 ♦ A: 0-0 ♦ N: 0-0
11/30/79 W, 67-65 H

SAINT MARY'S (0-1)

H: 0-0 ♦ A: 0-0 ♦ N: 0-1
03/19/13 L, 54-67 N

SAMFORD (3-1)

H: 1-0 ♦ A: 0-1 ♦ N: 2-0
12/21/81 W, 67-63 (OT) H
01/18/83 L, 64-71 A
12/29/90 W, 62-50 N
11/20/10 W, 68-55 N

SAN JOSE STATE (0-1)

H: 0-1 ♦ A: 0-0 ♦ N: 0-0
11/15/07 L, 77-78 H

SAVANNAH STATE (1-0)

H: 0-0 ♦ A: 1-0 ♦ N: 0-0
11/13/12 W, 58-55 A

SETON HALL (0-1)

H: 0-0 ♦ A: 0-0 ♦ N: 0-1
11/24/87 L, 61-93 N

SEWANEE (20-3)

H: 0-0 ♦ A: 0-0 ♦ N: 0-0
1922-23 W, 23-17
1922-23 W, 48-8
1925-26 W, 48-15

1925-26 W, 25-23
1931-32 W, 22-18
1931-32 W, 44-35
1940-41 W, 36-29
1940-41 W, 35-32
1941-42 W, 52-31
1941-42 W, 53-24
1946-47 W, 32-31
1946-47 W, 37-34
1947-48 W, 47-31
1947-48 W, 56-38
1949-50 L, 41-54
1950-51 W, 49-34
1950-51 W, 56-52
1951-52 W, 53-42
1952-53 L, 60-70
1952-53 W, 85-73
1953-54 W, 100-78
1953-54 L, 60-67
12/01/75 W, 88-71

SHORTER COLLEGE (1-0)

H: 1-0 ♦ A: 0-0 ♦ N: 0-0
12/10/70 W, 88-62 H

SIU EDWARDSVILLE (3-0)

H: 2-0 ♦ A: 1-0 ♦ N: 0-0
12/07/09 W, 80-51 H
12/13/10 W, 83-58 H
12/04/11 W, 73-64 (OT) A

SLIPPERY ROCK (1-0)

H: 1-0 ♦ A: 0-0 ♦ N: 0-0
12/21/91 W, 72-46 H

SOUTH ALABAMA (21-12)

H: 9-5 ♦ A: 10-6 ♦ N: 2-1
12/08/79 L, 49-55 H
12/03/80 W, 80-79 A
112/03/81 W, 71-69 (OT) H
12/04/82 L, 91-94 A
12/20/91 L, 71-76 N
01/13/01 L, 64-72 A
12/28/01 L, 51-59 A
03/01/02 W, 48-47 H
01/16/03 L, 53-64 H
03/09/03 W, 72-69 N
01/22/04 W, 72-63 A
01/20/05 L, 56-59 H
01/19/06 L, 63-75 A
01/02/07 W, 59-51 A
02/03/07 L, 38-61 H
03/04/07 W, 63-60 (OT) N
12/22/07 L, 61-75 A
02/14/08 W, 76-70 H
03/10/08 W, 82-73 A
01/03/09 W, 82-67 A
02/19/09 L, 57-63 H
02/06/10 W, 80-88 A
02/20/10 W, 81-54 H



- ALL-TIME SERIES RECORD -

01/02/11	L, 57-63	A
02/05/11	W, 85-62	H
12/31/11	W, 68-52	H
01/21/12	W, 68-47	A
01/05/13	W, 60-56	A
02/21/13	W, 85-50	H
11/30/13	W, 65-55	H
12/6/14	W, 68-67 (OT)	A
12/05/15	W, 68-55	H
12/03/16	W, 67-55	A

SOUTH CAROLINA (1-0)

H: 0-0 ♦ A: 0-0 ♦ N: 1-0

11/29/85	W, 94-77	N
----------	----------	---

SOUTH CAROLINA STATE (2-1)

H: 1-0 ♦ A: 0-1 ♦ N: 1-0

11/29/90	L, 73-75	A
01/30/91	W, 81-63	H
12/30/03	W, 86-76	N

SOUTH DAKOTA STATE (2-1)

H: 1-0 ♦ A: 1-0 ♦ N: 0-1

02/13/06	W, 89-82 (OT)	H
01/29/07	W, 57-56	A
12/27/15	L, 61-65	N

SOUTHEAST MISSOURI (7-14)

H: 4-6 ♦ A: 3-6 ♦ N: 0-2

01/11/92	W, 61-58	H
02/24/92	W, 87-76	A
01/30/93	L, 69-80	A
02/27/93	L, 63-67 (OT)	H
01/17/94	L, 77-99	A
02/14/94	W, 94-68	H
01/16/95	W, 65-63	H
02/11/95	L, 63-78	A
01/13/96	L, 63-65	H
02/12/96	W, 78-75	A
01/18/97	L, 76-78	H
02/17/97	L, 76-85	A
02/25/97	W, 89-74	H
01/10/98	W, 70-55	A
02/07/98	L, 76-85	H
01/07/99	L, 63-73	H
02/04/99	L, 55-69	A
02/27/99	L, 74-82	N
01/10/00	L, 48-61	H
02/08/00	L, 56-76	A
03/04/00	L, 60-78	N

SOUTHEASTERN OKLAHOMA (0-1)

H: 0-0 ♦ A: 0-0 ♦ N: 0-1

1954-55	L, 67-120	N
---------	-----------	---

SOUTHERN (7-1)

H: 5-0 ♦ A: 2-1 ♦ N: 0-0

01/02/93	W, 70-69 (OT)	H
01/06/94	L, 86-96	A
01/11/95	W, 81-78	H

02/22/95	W, 65-63 (OT)	A
01/24/96	W, 88-73	H
12/07/96	W, 91-67	A
11/10/13	W, 78-75	H
11/22/14	W, 66-48	H

SOUTHERN ILLINOIS (0-1)

H: 0-1 ♦ A: 0-0 ♦ N: 0-0

12/18/59	L, 69-78	H
----------	----------	---

SOUTHERN MISS (8-3)

H: 5-0 ♦ A: 3-2 ♦ N: 0-1

12/11/58	W, 68-64	H
01/26/59	L, 66-80	A
02/15/14	W, 81-64	H
01/15/15	W, 62-61	A
02/05/15	W, 61-51	H
02/13/16	W, 76-54	H
01/26/17	W, 72-56	A
01/13/18	W, 69-49	H
02/15/18	W, 72-62	A
03/08/18	L, 68-71 (OT)	N
01/10/19	L, 70-77	A

SPRING HILL (0-1)

H: 0-0 ♦ A: 0-0 ♦ N: 0-0

1946-47	L, 22-30	
---------	----------	--

ST. BERNARD (0-1)

H: 0-1 ♦ A: 0-0 ♦ N: 0-0

12/04/64	L, 95-99	H
----------	----------	---

ST. BONAVENTURE (0-1)

H: 0-1 ♦ A: 0-0 ♦ N: 0-0

12/30/93	L, 69-83	H
----------	----------	---

ST. FRANCIS (IN) (1-0)

H: 1-0 ♦ A: 0-0 ♦ N: 0-0

11/17/00	W, 93-59	H
----------	----------	---

ST. FRANCIS (PA) (2-0)

H: 1-0 ♦ A: 1-0 ♦ N: 0-0

01/26/70	W, 80-73	A
02/02/72	W, 81-73	H

STANFORD (0-1)

H: 0-0 ♦ A: 0-0 ♦ N: 0-1

11/23/18	L, 54-67	N
----------	----------	---

STETSON (2-0)

H: 1-0 ♦ A: 1-0 ♦ N: 0-0

12/08/60	W, 69-56	H
12/01/61	W, 77-76 (OT)	A

SUE BENNETT (1-0)

H: 1-0 ♦ A: 0-0 ♦ N: 0-0

12/29/96	W, 127-70	H
----------	-----------	---

SYRACUSE (0-1)

H: 0-0 ♦ A: 0-0 ♦ N: 0-1

03/20/16	L, 50-75	N
----------	----------	---

TCU (0-3)

H: 0-1 ♦ A: 0-2 ♦ N: 0-0

12/07/93	L, 56-65 (OT)	A
12/21/94	L, 78-100	H
11/30/95	L, 83-86	A

TENNESSEE (2-9)

H: 0-1 ♦ A: 1-6 ♦ N: 1-2

03/18/88	W, 85-80	N
12/05/91	L, 83-86	A
12/10/99	L, 77-78	A
12/15/00	L, 83-99	N
01/21/02	L, 56-74	A
11/10/06	L, 52-83	A
11/20/07	L, 40-109	A
11/21/08	L, 66-76	H
12/11/09	L, 54-75	N
11/30/10	L, 56-86	A
03/19/12	W, 71-64	A

TENNESSEE STATE (45-17)

H: 25-5 ♦ A: 18-8 ♦ N: 2-4

12/07/73	L, 59-63	N
12/28/73	W, 85-77	H
01/07/75	W, 82-81	H
02/03/75	W, 82-81	H
12/11/78	L, 64-69	H
12/10/79	L, 63-75	A

MIDDLE TENNESSEE VS. THE STATE OF TENNESSEE

Opponent	W-L	Pct.	Streak	Last 5	Last 10
Austin Peay	75-63	.543	W2	2-3	4-6
Belmont	22-17	.564	L2	2-3	3-7
Chattanooga	27-30	.474	W2	4-1	6-4
ETSU	34-21	.618	L2	3-2	7-3
Lipscomb	32-20	.615	L1	4-1	7-3
Memphis	15-24	.385	L12	0-5	0-10
Tennessee	2-9	.182	W1	1-4	1-9
Tennessee State	45-17	.726	W1	4-1	9-1
Tennessee Tech	58-83	.411	L2	1-4	5-5
UT Martin	23-10	.697	W1	3-2	8-2
Vanderbilt	7-30	.189	L1	3-2	4-6





- ALL-TIME SERIES RECORD -

12/30/80	W, 69-59	H	1926-27	W, 43-28	02/18/63	L, 60-61	A	
12/05/81	L, 55-60	H	1927-28	L, 18-29	01/27/64	L, 57-61 (OT)	H	
01/16/82	W, 70-68 (OT)	A	1927-28	W, 31-21	02/24/64	L, 76-81	A	
11/26/82	L, 71-77	N	1928-29	L, 39-40	01/16/65	L, 100-109	H	
12/03/83	L, 57-58	A	1928-29	W, 36-28	02/15/65	L, 79-87	A	
02/02/84	W, 77-71	H	1929-30	L, 29-30	01/15/66	L, 73-91	H	
11/30/84	W, 80-60	N	1930-31	L, 24-37	02/21/66	L, 77-108	A	
02/07/85	W, 60-59	H	1930-31	L, 26-34	01/09/67	L, 71-82	A	
02/13/85	W, 70-65 (OT)	A	1931-32	L, 12-21	02/11/67	W, 83-72	H	
02/01/86	W, 63-62	A	1931-32	W, 35-29	01/08/68	W, 76-62	H	
02/26/86	W, 85-73	H	1931-32	L, 23-32	02/10/68	L, 65-67	A	
01/31/87	W, 66-65	A	1932-33	L, 25-35	01/04/69	L, 58-67	A	
02/26/87	W, 72-67	H	1932-33	W, 25-23	02/15/69	L, 70-74	H	
02/05/88	W, 98-83	A	1933-34	L, 15-21	01/05/70	L, 51-57	H	
02/20/88	W, 92-87	H	1933-34	W, 38-27	02/14/70	W, 90-72	A	
01/09/89	W, 89-60	H	1934-35	W, 30-24	01/02/71	L, 58-74	A	
02/04/89	W, 104-71	A	1934-35	W, 27-22	02/15/71	W, 69-60	H	
01/15/90	L, 0-2 (Forfeit)	A	1935-36	L, 26-31	01/17/72	W, 66-55	H	
02/24/90	W, 111-97	H	1936-37	L, 26-27	02/12/72	L, 58-59	A	
01/28/91	W, 92-80	H	1936-37	L, 37-43	01/13/73	L, 70-75	A	
02/09/91	W, 112-90	A	1937-38	L, 29-44	02/12/73	W, 78-67	H	
01/18/92	W, 55-50	A	1937-38	L, 26-34	01/12/74	W, 93-81	H	
02/17/92	W, 68-49	H	1937-38	L, 23-50	02/11/74	W, 69-67	A	
01/13/93	L, 70-78	H	1938-39	L, 32-37	01/13/75	W, 67-65	A	
02/11/93	L, 67-84	A	1938-39	L, 34-38	02/08/75	W, 102-83	H	
01/19/94	L, 56-66	H	1939-40	W, 47-43	01/17/76	W, 76-74	H	
02/05/94	L, 88-82	A	1939-40	L, 31-39	02/16/76	L, 89-96	A	
03/03/94	L, 60-61	N	1946-47	L, 34-58	03/01/76	W, 84-72	A	
01/18/95	L, 85-98	A	1946-47	L, 40-52	01/10/77	W, 73-68	A	
02/18/95	W, 77-76 (OT)	H	1947-48	L, 38-47	02/05/77	W, 98-91 (OT)	H	
01/16/96	W, 86-74	A	1947-48	L, 56-66	02/14/78	L, 60-65	H	
02/10/96	W, 79-74	A	1948-49	L, 54-75	02/11/78	W, 57-51	A	
01/09/97	W, 72-70	H	1948-49	W, 69-46	01/10/79	L, 73-83	A	
02/13/97	W, 82-75	A	1949-50	L, 45-56	02/10/79	L, 72-76 (OT)	H	
01/17/98	W, 67-57	H	1949-50	W, 55-53	01/10/80	W, 65-62	H	
02/14/98	L, 76-81	A	1950-51	L, 37-51	02/07/80	W, 77-68	A	
02/28/98	L, 70-74	N	1950-51	L, 35-59	01/08/81	W, 86-62	A	
01/14/99	W, 70-60	A	1951-52	L, 54-66	02/05/81	W, 53-50	H	
02/11/99	W, 78-74	H	1951-52	W, 57-56	12/19/81	W, 88-63	H	
02/23/99	W, 75-68	N	1952-53	L, 62-85	01/30/82	L, 61-75	A	
01/22/00	W, 80-73	H	1952-53	L, 67-77	01/15/83	L, 67-82	A	
02/19/00	W, 100-85	A	1953-54	L, 81-92	02/12/83	W, 71-68	H	
11/20/00	L, 71-75	A	1953-54	L, 71-78	01/07/84	L, 60-70	A	
12/09/00	W, 79-77	H	1954-55	L, 68-70	03/03/84	L, 66-68	H	
12/08/01	W, 88-79	H	1954-55	W, 78-77	01/07/85	L, 64-70	H	
12/05/04	W, 96-94	H	1955-56	L, 65-71	02/21/85	L, 70-74	A	
12/31/05	W, 67-57	A	1955-56	L, 68-73	03/01/85	W, 54-52	H	
12/04/06	W, 67-56	H	01/12/57	W, 85-80 (OT)	A	01/06/86	W, 79-77 (OT)	A
12/29/10	W, 65-58	H	02/04/57	W, 84-77	H	02/03/86	W, 83-80	H
12/01/11	W, 77-53	A	01/13/58	L, 65-76	H	01/05/87	W, 114-79	A
12/18/12	W, 77-48	H	02/15/58	L, 69-73 (OT)	A	02/02/87	W, 116-65	H
01/07/14	W, 74-56	A	01/12/59	L, 75-98	A	01/13/88	W, 69-67 (OT)	H
12/21/14	W, 65-47	H	01/14/59	W, 87-75	H	03/03/88	W, 92-89 (2OT)	A
11/21/15	W, 69-66	A	01/26/60	L, 69-76	A	01/16/89	W, 79-77	A
11/19/16	L, 63-74	H	02/13/60	L, 64-70	H	02/25/89	W, 89-68	H
11/18/17	W, 75-65	A	02/11/61	W, 88-78	H	01/08/90	L, 75-100	H
			02/22/61	W, 75-68	A	02/03/90	L, 69-79	A
			01/23/62	L, 58-61	A	01/26/91	L, 68-73	H
			02/19/62	L, 63-64 (OT)	H	02/11/91	W, 95-88	A
			01/14/63	L, 61-81	H	01/20/92	L, 90-99 (OT)	A

TENNESSEE TECH (58-83)

H: 25-20 • A: 19-28 • N: 0-1

1926-27 W, 25-23



- ALL-TIME SERIES RECORD -

02/15/92	W, 97-76	H
01/23/93	W, 86-73	A
02/15/93	L, 63-65	H
01/29/94	L, 68-69	H
02/17/94	L, 69-73	A
01/28/95	L, 75-77	H
02/09/95	L, 65-78	A
01/11/96	W, 78-68	A
02/15/96	L, 71-77 (OT)	H
02/29/96	L, 69-89	N
01/11/97	W, 80-72	H
02/08/97	L, 68-77	A
12/06/97	W, 67-48	A
01/13/98	W, 80-60	H
12/05/98	W, 67-56	H
01/12/99	L, 69-75 (OT)	A
01/15/00	L, 66-78	A
02/29/00	W, 87-70	A
12/04/02	L, 66-70	H
12/06/03	L, 63-87	A

TENNESSEE TEMPLE (0-3)

H: 3-0 ♦ A: 0-0 ♦ N: 0-0

11/22/99	W, 69-55	H
11/12/10	W, 90-46	H
12/17/13	W, 102-52	H

TENNESSEE WESLEYAN (10-0)

H: 7-0 ♦ A: 3-0 ♦ N: 0-0

11/20/68	W, 92-67	H
01/23/69	W, 79-69	A
12/6/69	W, 56-52	H
01/22/70	W, 81-56	A
11/14/71	W, 69-63	A
12/02/71	W, 69-53	H
12/08/88	W, 143-68	H
12/13/03	W, 94-51	H
12/02/04	W, 81-46	H
11/23/07	W, 91-48	H

TEXAS SOUTHERN (1-0)

H: 1-0 ♦ A: 0-0 ♦ N: 0-0

11/24/12	W, 79-52	H
----------	----------	---

TEXAS WESLEYAN (1-0)

H: 1-0 ♦ A: 0-0 ♦ N: 0-0

01/05/73	W, 109-62	H
----------	-----------	---

TOLEDO (4-2)

H: 1-0 ♦ A: 0-1 ♦ N: 3-1

12/20/04	W, 70-65	N
11/18/06	L, 69-75 (OT)	N
11/28/15	W, 78-70	N
11/22/16	W, 80-70	H
11/26/16	W, 73-70 (OT)	N
12/15/18	L, 62-84	A

TRANSYLVANIA (4-1)

H: 4-0 ♦ A: 0-1 ♦ N: 0-0

12/02/63	W, 74-70	H
----------	----------	---

12/06/65	W, 82-77	H
02/21/68	W, 92-73	H
02/24/69	L, 64-78	A
12/21/85	W, 89-57	H

TREVECCA (3-0)

H: 3-0 ♦ A: 0-0 ♦ N: 0-0

11/14/08	W, 94-53	H
12/30/15	W, 82-67	H
11/10/17	W, 104-52	H

TRINITY (1-0)

H: 1-0 ♦ A: 0-0 ♦ N: 0-0

12/11/82	W, 80-55	H
----------	----------	---

TROY (12-7)

H: 7-2 ♦ A: 4-5 ♦ N: 1-0

12/05/70	W, 77-58	H
12/13/76	W, 88-67	H
01/21/06	L, 57-70	A
01/06/07	L, 57-71	H
02/22/07	L, 70-73	A
02/28/07	W, 72-64	A
01/16/08	W, 65-64	A
03/01/08	W, 81-58	H
03/09/10	W, 65-59	N
12/11/08	W, 81-53	H
02/12/09	L, 64-70	A
02/4/10	L, 67-70	H
02/18/10	L, 62-66	A
01/20/11	W, 63-51	H
02/17/11	L, 65-69 (OT)	A
01/05/12	W, 65-53	A
01/26/12	W, 71-58	H
02/09/13	W, 93-41	H
02/28/13	W, 66-56	A

TRUMAN STATE (1-0)

H: 1-0 ♦ A: 0-0 ♦ N: 0-0

12/04/95	W, 66-51	H
----------	----------	---

TULANE (1-0)

H: 1-0 ♦ A: 0-0 ♦ N: 0-0

02/13/14	W, 71-44	H
----------	----------	---

TULSA (0-2)

H: 0-0 ♦ A: 0-1 ♦ N: 0-1

01/23/14	L, 53-58	A
03/14/14	L, 69-76	N

TUSCULUM (2-0)

H: 2-0 ♦ A: 0-0 ♦ N: 0-0

12/02/70	W, 91-58	H
11/30/89	W, 104-56	H

UAB (9-11)

H: 5-4 ♦ A: 4-4 ♦ N: 0-3

12/30/86	L, 91-93 (OT)	H
12/22/98	L, 60-85	N
12/02/09	L, 64-65	A

11/17/10	L, 71-76	H
12/07/11	L, 56-66	A
12/05/12	W, 84-64	H
01/11/14	W, 89-84 (OT)	H
03/06/14	W, 55-53	A
01/04/15	L, 49-54	H
02/28/15	L, 95-100 (30T)	A
03/14/15	L, 60-73	N
01/03/16	L, 67-78	A
02/21/16	L, 67-77	H
01/01/17	W, 60-49	H
02/26/17	W, 66-64	A
12/30/17	W, 63-60	A
02/24/18	W, 79-54	H
01/30/19	W, 71-65	H
02/02/19	W, 79-78	A
03/13/19	L, 61-70	N

UAH (2-0)

H: 2-0 ♦ A: 0-0 ♦ N: 0-0

12/11/93	W, 92-61	H
12/06/94	W, 72-50	H

UALR (12-13)

H: 7-4 ♦ A: 5-7 ♦ N: 0-2

12/01/76	W, 85-54	H
12/04/85	L, 70-72	N
12/22/86	W, 66-63	H
01/20/01	L, 53-66	H
01/29/01	L, 53-66	A
12/26/02	W, 68-65	H
02/09/02	L, 52-71	A
01/11/03	L, 62-71	A
02/15/03	L, 58-74	H
01/17/04	L, 66-68	H
02/21/04	L, 54-59	A
01/10/05	W, 85-50	H
01/15/05	L, 62-69	A
01/14/06	L, 66-68	H
02/18/06	W, 68-58	A
01/20/07	W, 61-60	A
02/07/08	W, 63-46	A
01/17/09	L, 65-70	A
01/09/10	W, 66-52	A
02/19/11	L, 58-62	A
03/07/11	L, 56-65	N
02/11/12	W, 68-60	H
01/17/13	W, 82-50	H
02/16/13	W, 66-61	A
11/18/13	W, 76-59	H

UC IRVINE (1-0)

H: 0-0 ♦ A: 0-0 ♦ N: 1-0

12/20/08	W, 65-52	N
----------	----------	---

UCF (1-2)

H: 0-1 ♦ A: 1-1 ♦ N: 0-0

12/23/99	L, 77-88	A
12/12/00	L, 64-68	H
11/20/12	W, 75-61	A





- ALL-TIME SERIES RECORD -

UCLA (1-0)

H: 0-0 ♦ A: 1-0 ♦ N: 0-0
11/15/11 W, 86-66 A

UCSB (1-0)

H: 1-0 ♦ A: 0-0 ♦ N: 0-0
12/23/78 W, 72-65 H

ULM (9-6)

H: 4-3 ♦ A: 5-2 ♦ N: 0-1
12/02/72 W, 73-69 A
02/22/73 L, 68-74 H
12/04/73 L, 85-87 H
12/07/74 W, 91-81 A
12/30/89 L, 70-81 N
12/17/06 L, 65-67 H
02/08/07 L, 76-82 A
01/24/08 L, 69-82 A
03/05/08 W, 74-69 H
01/31/09 W, 77-54 H
01/21/10 W, 69-60 A
02/03/11 W, 60-54 H
02/23/12 W, 94-61 A
01/12/13 W, 66-57 A
02/23/13 W, 87-46 H

UMKC (1-1)

H: 1-0 ♦ A: 0-1 ♦ N: 0-0
01/04/93 L, 65-73 A
12/18/93 W, 82-67 H

UNC ASHEVILLE (4-0)

H: 3-0 ♦ A: 0-0 ♦ N: 1-0
12/13/72 W, 87-71 H
12/17/77 W, 74-62 H
01/02/79 W, 98-61 H
11/27/15 W, 63-61 N

UNC GREENSBORO (2-2)

H: 2-1 ♦ A: 0-1 ♦ N: 0-0
11/27/93 L, 56-70 H
11/24/01 W, 74-58 H
11/30/02 L, 58-70 A
11/19/11 W, 82-60 H

UNC WILMINGTON (1-0)

H: 0-0 ♦ A: 0-0 ♦ N: 1-0
11/25/16 W, 68-63 N

UNION (9-17)

H: 0-1 ♦ A: 1-0 ♦ N: 2-1
1925-26 W, 36-28
1931-32 W, 38-29
1937-38 L, 34-56
1937-38 L, 24-57
1938-39 W, 53-40
1938-39 W, 59-34
1939-40 L, 43-46
1939-40 L, 32-36
1940-41 L, 52-56

1940-41 L, 41-45
1941-42 L, 36-51
1941-42 L, 33-43
1948-49 L, 46-56
1948-49 L, 52-57
1949-50 W, 48-43
1949-50 L, 60-70
1950-51 L, 48-60
1950-51 L, 63-81
1951-52 L, 59-72
1951-52 L, 56-80 N
1952-53 L, 74-91
1952-53 W, 62-59
1953-54 W, 86-65 N
02/21/57 W, 86-65 N
12/09/65 L, 72-79 H
12/15/66 W, 66-56 A

UNLV (0-1)

H: 0-0 ♦ A: 0-1 ♦ N: 0-0
12/22/78 L, 83-95 A

URBANA COLLEGE (3-0)

H: 3-0 ♦ A: 0-0 ♦ N: 0-0
01/04/77 W, 84-48 H
12/05/83 W, 69-47 H
12/19/84 W, 87-66 H

USC (0-1)

H: 0-0 ♦ A: 0-0 ♦ N: 0-1
12/23/17 L, 84-89 N

UT MARTIN (23-10)

H: 7-7 ♦ A: 16-2 ♦ N: 0-1
12/03/64 W, 94-89 (OT) A
12/02/65 W, 59-57 H
12/01/66 W, 108-94 H
12/10/66 L, 78-94 A
12/09/67 W, 88-69 A
02/01/68 W, 100-83 H
12/07/68 W, 103-89 A
12/30/69 W, 83-78 H
02/25/71 W, 66-59 H
03/04/71 W, 74-72 A
12/04/71 L, 65-66 A
01/20/72 W, 77-57 H
01/15/92 W, 94-55 H
01/18/93 L, 67-71 A
02/08/93 W, 70-60 H
01/03/94 L, 64-70 (OT) A
01/31/94 W, 66-60 H
01/03/95 L, 64-66 H
01/30/95 L, 69-76 A
01/27/96 W, 81-68 H
02/26/96 L, 83-91 A
01/27/97 L, 59-61 A
02/22/97 W, 96-71 H
01/05/98 W, 66-46 H
01/31/98 W, 78-54 A
01/02/99 W, 56-50 A

01/28/99 W, 80-78 (OT) H
01/29/00 W, 71-63 A
02/26/00 W, 96-78 H
12/06/01 L, 71-76 N
11/27/02 W, 88-77 H
12/15/08 L, 65-72 H
12/10/11 W, 78-62 H

UTAH STATE (1-1)

H: 1-0 ♦ A: 0-1 ♦ N: 0-0
11/21/05 W, 60-59 H
12/05/05 L, 61-79 A

UTEP (7-3)

H: 4-1 ♦ A: 1-2 ♦ N: 2-0
11/16/14 L, 54-63 H
01/31/15 L, 70-83 A
03/13/15 W, 53-50 N
01/07/16 W, 78-72 H
02/04/17 L, 54-57 A
03/10/17 W, 82-56 N
01/27/18 W, 81-50 H
01/19/19 W, 75-72 H
03/06/19 W, 69-53 A
03/09/19 W, 48-47 H

UTPA (3-5)

H: 2-1 ♦ A: 1-3 ♦ N: 0-0
1914-15 L, 21-78
12/21/68 L, 71-78 A
01/28/70 W, 87-61 H
02/10/71 L, 75-76 A
01/10/72 L, 64-72 H
12/04/72 W, 78-72 A
12/15/01 L, 64-66 A
02/04/02 W, 70-52 H

UTSA (6-1)

H: 4-0 ♦ A: 1-1 ♦ N: 1-0
01/18/14 W, 80-58 H
01/29/15 L, 58-69 A
01/09/16 W, 79-71 H
02/02/17 W, 69-59 A
03/09/17 W, 86-70 N
01/25/18 W, 75-51 H
01/17/19 W, 89-86 H

VALDOSTA STATE (2-0)

H: 2-0 ♦ A: 0-0 ♦ N: 0-0
12/09/76 W, 92-75 H
12/10/94 W, 83-62 H

VANDERBILT (7-30)

H: 2-2 ♦ A: 2-10 ♦ N: 0-0
1913-14 L, 5-53
1920-21 L, 9-14
1924-25 W, 31-28
1924-25 L, 29-30
1925-26 L, 19-51
1925-26 L, 24-25



- ALL-TIME SERIES RECORD -

1926-27	L, 19-59	
1926-27	L, 20-52	
1927-28	L, 29-35	
1928-29	L, 41-42	
1929-30	W, 45-31	
1929-30	L, 30-31	
1930-31	L, 40-42	
1931-32	L, 32-38	
1931-32	W, 39-35	
1936-37	L, 30-39	
1936-37	L, 12-39	
1949-50	L, 39-74	
1950-51	L, 45-58	
1951-52	L, 49-80	
1953-54	L, 65-86	
12/11/72	L, 57-69	H
12/28/74	L, 68-81	A
12/29/76	L, 59-62	A
12/22/82	L, 53-64	A
12/03/84	L, 53-64	A
02/13/93	L, 51-81	A
02/01/95	W, 93-90 (OT)	H
12/23/95	L, 56-70	A
11/24/08	L, 67-70	A
1/04/10	L, 53-73	A
12/21/10	L, 53-72	H
01/28/12	L, 77-84	A
12/21/12	W, 56-52	A
12/08/16	W, 71-48	H
12/06/17	W, 66-63	A
12/05/18	L, 51-79	A

VANDERBILT FRESHMEN (2-0)		
H: 0-0 ♦ A: 0-0 ♦ N: 0-0		
1922-23	W, 23-10	
1922-23	W, 19-17	

VCU (3-3)		
H: 2-1 ♦ A: 1-2 ♦ N: 0-0		
12/11/73	W, 102-80	H
12/11/76	W, 59-50	A
01/02/04	L, 61-66	A
01/02/05	W, 59-55	H
12/02/15	L, 56-62	H
12/17/16	L, 77-80	A

VERMONT (1-0)		
H: 1-0 ♦ A: 0-0 ♦ N: 0-0		
03/13/18	W, 91-64	H

VILLANOVA (0-1)		
H: 0-0 ♦ A: 0-1 ♦ N: 0-0		
12/27/04	L, 62-81	A

VIRGINIA (0-2)		
H: 0-0 ♦ A: 0-0 ♦ N: 0-2		
03/18/89	L, 88-104	N
11/21/18	L, 52-74	N

VIRGINIA TECH (1-0)		
H: 0-0 ♦ A: 0-0 ♦ N: 1-0		
11/21/87	W, 88-85	N

VMI (2-0)		
H: 1-0 ♦ A: 0-0 ♦ N: 1-0		
12/19/59	W, 78-72	N
01/04/75	W, 93-89	H

WEST TEXAS A&M (2-0)		
H: 1-0 ♦ A: 1-0 ♦ N: 0-0		
12/04/56	W, 96-78	H
12/16/57	W, 88-85	A

WEST VIRGINIA (1-0)		
H: 0-0 ♦ A: 1-0 ♦ N: 0-0		
01/29/86	W, 72-70	A

WEST VIRGINIA STATE (0-1)		
H: 0-0 ♦ A: 0-0 ♦ N: 0-1		
11/25/85	L, 82-85	N

WESTERN CAROLINA (2-1)		
H: 1-0 ♦ A: 1-1 ♦ N: 0-0		
12/20/73	W, 92-76	A
11/29/80	L, 70-77	A
01/24/81	W, 66-52	H

WESTERN KENTUCKY (43-94)		
H: 28-34 ♦ A: 12-53 ♦ N: 1-4		
1914-15	L, 21-32	
1914-15	W, 32-19	
01/23/23	W, 34-19	H
02/01/24	L, 24-29	A
01/15/25	W, 43-23	A
02/14/25	W, 37-36	H
01/16/29	W, 36-28	H
02/05/29	W, 28-25	A
1929-30	W, 28-26	
02/04/30	W, 35-33	H
01/20/31	L, 29-43	H
02/06/31	L, 40-52	A
01/22/32	W, 32-23	A
02/16/32	L, 26-28	H
01/11/33	L, 29-43	H

01/27/33	L, 29-43	A
01/17/34	L, 32-41	A
01/29/34	L, 29-52	H
01/30/35	L, 25-35	H
02/16/35	L, 29-55	A
01/28/36	L, 14-36	A
02/18/36	L, 27-47	H
01/20/37	L, 28-48	H
01/20/37	L, 32-48	A
01/20/39	L, 31-67	H
02/14/39	L, 29-66	H
01/13/40	L, 26-60	H
1939-40	L, 33-40	
02/17/40	L, 41-76	A
01/25/41	L, 33-60	H
02/24/41	L, 38-59	A
12/02/52	L, 57-87	H
02/17/53	L, 57-95	A
12/08/53	L, 80-88	H
01/05/54	L, 67-98	A
01/06/55	L, 71-83	A
01/12/55	W, 84-77	H
1955-56	L, 78-86	
03/03/56	L, 85-100	A
01/30/57	L, 72-79	H
02/20/57	L, 82-86	A
01/23/58	L, 67-69	A
02/15/58	W, 81-75	H
01/19/59	L, 65-89	H
02/28/59	L, 85-110	A
02/06/60	L, 89-109	H
02/27/60	L, 80-109	A
12/01/60	L, 67-70	H
02/25/61	L, 73-84	A
01/20/62	L, 69-89	A
02/10/62	L, 81-87	H
12/10/62	W, 86-82	H
02/12/63	L, 71-79	A
12/14/63	L, 54-90	A
02/18/64	W, 93-84	H
12/21/64	L, 65-100	N
01/30/65	L, 84-134	A
02/18/65	L, 83-94	H
01/31/66	L, 56-93	H
02/28/66	L, 47-81	A

CONFERENCE USA'S MOST PLAYED RIVALRIES				
Rivalry	Meetings	Series	Streak	First Meeting
MT-WKU	137	WKU leads 94-43	WKU W1	1914-15
LA Tech-USM	83	USM leads 44-39	USM W1	1932-33
UAB-USM	50	UAB leads 32-18	UAB W1	01/20/79
Charlotte-UAB	48	UAB leads 31-17	CHA W1	01/28/80
FIU-FAU	44	FIU leads 25-19	FAU W1	12/20/90
FIU-WKU	42	WKU leads 34-8	FIU W1	01/12/99
UAB-WKU	40	UAB leads 24-16	WKU W1	03/13/81
ODU-WKU	40	ODU leads 21-19	ODU W3	12/03/70
FIU-MT	39	MT leads 30-9	FIU W1	01/07/91
Charlotte-ODU	38	ODU leads 24-14	ODU W5	12/22/82





- ALL-TIME SERIES RECORD -

02/04/67	L, 62-95	H	02/28/09	L, 49-68	H
03/04/67	L, 46-55	A	01/18/10	W, 84-74	H
12/01/67	L, 76-91	N	01/23/10	W, 84-74	A
02/03/68	W, 84-83	H	02/10/11	W, 69-60	A
03/02/68	L, 71-94	A	02/26/11	W, 57-39	H
02/01/69	L, 79-84	A	02/09/12	W, 72-64	H
02/08/69	L, 81-84	H	02/25/12	L, 67-73	A
01/31/70	L, 74-83	H	01/26/13	W, 72-53	H
02/07/70	L, 60-72	A	03/02/13	W, 70-62	N
01/30/71	L, 66-80	A	02/22/15	W, 68-66	H
02/06/71	L, 73-87	H	01/30/16	W, 66-64	A
02/05/72	W, 78-67	H	02/25/16	L, 72-78	H
03/04/72	L, 71-85	A	01/14/17	W, 91-76	H
02/03/73	L, 68-86	A	02/16/17	W, 78-52	A
03/03/73	W, 82-80	H	01/20/18	W, 66-62	A
02/02/74	W, 100-89	H	03/01/18	W, 82-64	H
03/02/74	L, 75-85	A	02/14/19	L, 63-71	A
02/01/75	W, 102-95	A			
03/01/75	W, 89-86	H	WESTMAR (1-0)		
01/12/76	L, 69-83	H	H: 1-0 ♦ A: 0-0 ♦ N: 0-0		
02/07/76	W, 71-65	A	12/20/80	W, 104-66	H
03/04/76	L, 78-88	A			
01/29/77	W, 67-60	H	WISCONSIN-PARKSIDE (1-0)		
02/26/77	L, 74-76	A	H: 1-0 ♦ A: 0-0 ♦ N: 0-0		
01/28/78	W, 98-69	H	01/02/96	W, 65-64	H
02/25/78	L, 78-87	A			
01/19/79	L, 70-72 (OT)	A	WRIGHT STATE (1-1)		
02/24/79	W, 81-76	H	H: 1-0 ♦ A: 0-1 ♦ N: 0-0		
01/24/80	L, 68-72	H	12/03/88	L, 71-88	A
02/21/80	L, 79-81 (30T)	A	02/08/89	W, 83-51	H
01/22/81	L, 55-67	A			
02/19/81	W, 62-54	H	WYOMING (1-1)		
01/14/82	L, 49-65	A	H: 1-0 ♦ A: 0-1 ♦ N: 0-0		
02/14/82	L, 64-75	H	11/29/03	L, 68-84	A
03/06/82	W, 54-52	A	01/08/04	W, 76-63	H
12/08/82	W, 65-57	H			
12/30/83	L, 61-92	A	XAVIER (1-1)		
12/23/84	L, 50-60	H	H: 0-1 ♦ A: 1-0 ♦ N: 0-0		
12/09/85	L, 74-86	A	01/04/82	W, 69-48	A
12/03/98	L, 45-51	N	01/03/83	L, 57-58	H
02/01/01	L, 63-71	H			
02/24/01	L, 51-92	A	YOUNGSTOWN STATE (9-7)		
01/16/02	L, 45-55	H	H: 4-3 ♦ A: 3-4 ♦ N: 2-0		
02/23/02	L, 61-65	A	01/09/82	W, 73-56	H
01/04/03	W, 69-65	H	02/06/82	W, 73-67	A
03/01/03	L, 75-89	A	01/08/83	L, 66-73	H
03/11/03	L, 52-64	A	02/05/83	L, 72-73	A
02/05/04	L, 66-70	A	01/19/84	L, 57-79	H
02/26/04	W, 73-59	H	02/23/84	L, 64-75	A
03/07/04	W, 76-62	A	01/19/85	L, 56-57	A
02/03/05	L, 56-61	H	02/23/85	L, 76-82	H
02/24/05	L, 83-85 (OT)	A	03/02/85	W, 66-63	N
01/07/06	L, 48-80	A	01/25/86	W, 84-70	H
02/23/06	W, 80-74	H	02/10/86	L, 61-72	A
12/28/06	L, 64-73	H	01/24/87	W, 93-88	A
02/10/07	L, 53-65	A	02/09/87	W, 88-79 (OT)	H
01/02/08	L, 51-62	A	01/66/88	W, 78-61	A
02/16/08	L, 66-71	H	02/22/88	W, 78-58	H
03/11/08	L, 57-67	N	03/07/88	W, 81-76	N
01/15/09	L, 61-63	A			



- SEASON OPENERS -

ALFRED B. MILES

Season	Opponent	Result
1913-14	Vanderbilt	L, 5-53
1914-15	WKU	L, 21-32
1922-23	Peabody	W, 53-19
1923-24	WKU	W, 34-19

GUY STEPHENSON

Season	Opponent	Result
1924-25	WKU	W, 43-23
1925-26	Union	W, 36-28

FRANK FAULKINBERRY

Season	Opponent	Result
1926-27	Vanderbilt	L, 19-59
1927-28	Tennessee Tech	L, 18-27
1928-29	WKU	W, 36-28
1929-30	Murfreesboro Home Journal	W, 46-22
1930-31	WKU	L, 29-43
1931-32	Ideal Acre	W, 31-26
1932-33	WKU	L, 29-43

E.M. WALLER

Season	Opponent	Result
1933-34	Memphis State	W, 45-33
1934-35	Murray State	L, 23-42

JOHNNY "RED" FLOYD

Season	Opponent	Result
1935-36	Memphis State	W, 42-35
1936-37	Vanderbilt	L, 30-39
1937-38	David Lipscomb	L, 29-48
1938-39	New York Celtics	L, 34-50

E.W. MIDGETT

Season	Opponent	Result
1939-40	YMHA Preps	W, 35-25
1940-41	YMHA Preps	W, 31-30
1941-42	191st Field Artillery	W, 54-24

O.L. FREEMAN

Season	Opponent	Result
1945-46	Austin Peay	W, 43-23

E.K. PATTY

Season	Opponent	Result
1946-47	Bethel	W, 41-39
1947-48	Memphis State	L, 45-53

CHARLES MURPHY

Season	Opponent	Result
1948-49	Murray State	L, 50-68

CHARLES N. GREER

Season	Opponent	Result
1949-50	Sewanee	L, 41-54
1950-51	Vanderbilt	L, 45-58
1951-52	Sewart Air Base	W, 62-36
1952-53	WKU	L, 57-87
1953-54	Morehead State	L, 80-93

1954-55	Memphis State	L, 80-95
1955-56	Belmont	W, 83-51

ED DIDDLE JR.

Season	Opponent	Result
1956-57	West Texas State	W, 96-78
1957-58	Kentucky Wesleyan	L, 69-79
1958-59	David Lipscomb	W, 79-52
1959-60	David Lipscomb	W, 109-73
1960-61	WKU	L, 67-70
1961-62	Stetson	W, 77-76 (OT)

BILL STOKES

Season	Opponent	Result
1962-63	at Florence State	W, 86-77 (OT)
1963-64	Transylvania	W, 74-70
1964-65	at UT Martin	W, 94-89 (OT)

KEN TRICKEY

Season	Opponent	Result
1965-66	UT Martin	W, 59-57
1966-67	UT Martin	W, 108-94
1967-68	WKU	L, 76-91
1968-69	Tennessee Wesleyan	W, 92-67

JIMMY EARLE

Season	Opponent	Result
1969-70	Bethel	L, 64-66
1970-71	Tusculum	W, 91-58
1971-72	Tennessee Wesleyan	W, 69-53
1972-73	at ULM	W, 73-69
1973-74	St. Bernard	W, 108-73
1974-75	Pennsylvania	L, 74-101
1975-76	Sewanee	W, 88-71
1976-77	UALR	W, 85-84
1977-78	at Oral Roberts	L, 55-58
1978-79	NC Central	W, 72-55

STAN SIMPSON

Season	Opponent	Result
1979-80	St. Louis	W, 67-65
1980-81	at Western Carolina	L, 70-77
1981-82	Chattanooga	L, 54-62
1982-83	Tennessee State	L, 71-77
1983-84	Georgia	L, 67-83

BRUCE STEWART

Season	Opponent	Result
1984-85	Georgia College	W, 65-63 (OT)
1985-86	BYU-Hawaii	W, 95-81
1986-87	at Armstrong State	W, 92-70
1987-88	Virginia Tech	W, 88-85
1988-89	Kennesaw	W, 93-56
1989-90	Tusculum	W, 104-56
1990-91	Mississippi Valley St.	W, 89-77

DAVID FARRAR

Season	Opponent	Result
1991-92	at UALR	W, 61-60
1992-93	Livingston State	W, 88-74

1993-94	UNC Greensboro	L, 56-70
1994-95	North Georgia	W, 72-64
1995-96	Indiana State	W, 81-78

RANDY WEIL

Season	Opponent	Result
1996-97	Montana	W, 66-63
1997-98	at North Carolina	L, 56-84
1998-99	ETSU	L, 59-64
1999-00	Tennessee Temple	W, 69-55
2000-01	St. Francis	W, 93-59
2001-02	Bryan College	W, 115-59

KERMIT DAVIS

Season	Opponent	Result
2002-03	East Carolina	L, 63-65
2003-04	Covenant College	W, 86-53
2004-05	Lambuth	W, 95-54
2005-06	Utah State	W, 60-59
2006-07	at Tennessee	L, 52-83
2007-08	San Jose State	L, 77-78
2008-09	Trevecca	W, 94-53
2009-10	King College	W, 93-73
2010-11	Tennessee Temple	W, 90-46
2011-12	Austin Peay	W, 80-71
2012-13	Alabama State	W, 97-53
2013-14	Southern	W, 78-75
2014-15	Ohio Valley	W, 77-60
2015-16	at Murray State	L, 65-76
2016-17	Milligan	W, 102-64
2017-18	Trevecca	W, 104-52

NICK MCDEVITT

Season	Opponent	Result
2018-19	Lees-McRae	W, 91-69

RECORD BY COACH

Coach	W-L	Pct.
Kermit Davis	12-4	.750
Bruce Stewart	7-0	1.000
Jimmy Earle	7-3	.700
David Farrar	4-1	.800
Ed Diddle Jr.	4-2	.667
Randy Weil	4-2	.667
E.W. Midgett	3-0	1.000
Bill Stokes	3-0	1.000
Ken Trickey	3-1	.750
Frank Faulkinberry	3-4	.429
Guy Stephenson	2-0	1.000
Alfred B. Miles	2-2	.500
Charles N. Greer	2-5	.286
O.L. Freeman	1-0	1.000
Nick McDevitt	1-0	1.000
E.M. Waller	1-1	.500
E.K. Patty	1-1	.500
Johnny "Red" Floyd	1-3	.250
Stan Simpson	1-4	.200
Charles Murphy	0-1	.000
Total	62-34	.646



- CONFERENCE OPENERS -

CHARLES N. GREER

Season	Opponent	Result
1952-53	WKU	L, 57-87
1953-54	Morehead State	L, 80-93
1954-55	Murray State	L, 80-104
1955-56	Eastern Kentucky	L, 69-82

ED DIDDLE JR.

Season	Opponent	Result
1956-57	at Morehead State	L, 72-95
1957-58	Morehead State	W, 71-68
1958-59	at Tennessee Tech	L, 75-98
1959-60	at Murray State	L, 70-80
1960-61	WKU	L, 67-70
1961-62	at Murray State	L, 61-83

BILL STOKES

Season	Opponent	Result
1962-63	at Morehead State	L, 59-103
1963-64	at WKU	L, 54-90
1964-65	at Austin Peay	W, 82-77

KEN TRICKEY

Season	Opponent	Result
1965-66	Murray State	L, 73-89
1966-67	at ETSU	W, 45-43
1967-68	at Murray State	L, 74-77
1968-69	at Tennessee Tech	L, 58-67

JIMMY EARLE

Season	Opponent	Result
1969-70	ETSU	L, 51-54
1970-71	at Tennessee Tech	L, 58-74
1971-72	ETSU	W, 74-68
1972-73	at Tennessee Tech	L, 70-75
1973-74	Tennessee Tech	W, 93-81
1974-75	at ETSU	W, 80-74
1975-76	WKU	L, 69-83
1976-77	at ETSU	W, 52-51
1977-78	at Morehead State	W, 92-59
1978-79	Morehead State	W, 99-97 (OT)

STAN SIMPSON

Season	Opponent	Result
1979-80	Tennessee Tech	W, 65-62
1980-81	Morehead State	W, 64-57
1981-82	at Morehead State	W, 64-59
1982-83	at Morehead State	L, 84-85
1983-84	at Tennessee Tech	L, 60-70

BRUCE STEWART

Season	Opponent	Result
1984-85	Tennessee Tech	L, 64-70
1985-86	at Tennessee Tech	W, 79-77 (OT)
1986-87	at Tennessee Tech	W, 114-79
1987-88	Tennessee Tech	W, 69-67 (OT)
1988-89	Tennessee State	W, 89-60
1989-90	Tennessee Tech	L, 75-100
1990-91	Austin Peay	L, 72-80

DAVID FARRAR

Season	Opponent	Result
1991-92	at Murray State	L, 74-98
1992-93	Morehead State	W, 76-65
1993-94	at UT Martin	L, 64-70 (OT)
1994-95	UT Martin	L, 64-66
1995-96	Austin Peay	W, 88-69

RANDY WEIL

Season	Opponent	Result
1996-97	Murray State	W, 85-72
1997-98	at Tennessee Tech	W, 67-48
1998-99	Tennessee Tech	W, 67-56
1999-00	Eastern Illinois	L, 72-76
--- Entered Sun Belt ---		
2000-01	Arkansas State	L, 61-73
2001-02	at South Alabama	L, 51-59

KERMIT DAVIS

Season	Opponent	Result
2002-03	WKU	W, 69-65
2003-04	Arkansas State	W, 92-86 (OT)
2004-05	UALR	W, 85-50
2005-06	at WKU	L, 48-80
2006-07	Louisiana-Monroe	L, 65-67
2007-08	FIU	W, 72-63
2008-09	Troy	W, 81-53
2009-10	at New Orleans	W, 63-58
2010-11	at South Alabama	L, 57-63
2011-12	FIU	W, 71-66
2012-13	FIU	W, 69-52
--- Entered Conference USA ---		
2013-14	UAB	W, 89-84 (OT)
2014-15	UAB	L, 49-54
2015-16	at UAB	L, 67-78
2016-17	UAB	W, 60-49
2017-18	at UAB	W, 63-60

NICK MCDEVITT

Season	Opponent	Result
2018-19	FIU	L, 76-83

RECORD BY COACH

Coach	W-L	Pct.
Kermit Davis	11-5	.688
Jimmy Earle	6-4	.600
Bruce Stewart	4-3	.571
Stan Simpson	3-2	.600
Randy Weil	3-3	.500
David Farrar	2-3	.400
Bill Stokes	1-2	.333
Ken Trickey	1-3	.250
Ed Diddle Jr.	1-5	.167
Nick McDevitt	0-1	.000
Charles N. Greer	0-4	.000
Total	32-35	.478

RECORD BY CONFERENCE

Conference	W-L	Pct.
Ohio Valley	21-27	.438
Sun Belt	8-5	.615
Conference USA	3-3	.500
Total	32-35	.478



HISTORY/RECORDS

- REGULAR SEASON TOURNAMENTS -

1956 CAPITOL CITY TOURNAMENT

Lipscomb	W, 75-69
Austin Peay	W, 72-63
East Tennessee	W, 80-57

1958 ALL-AMERICAN CITY TOURNAMENT

Owensboro, Ky.

Ohio Univ	L, 66-77
Kentucky Wesleyan	W, 78-72

1959 ALL-AMERICAN CITY TOURNAMENT

Owensboro, Ky.

Southern Illinois	L, 69-78
VMI	W, 78-72

1960 GULF SOUTH CLASSIC

Shreveport, La.

Northwest La.	W, 81-74
Ole Miss	L, 62-64
Centenary	L, 67-76 (OT)

1962 HATTER INVITATIONAL

DeLand, Fla.

Rollins	W, 79-61
Presbyterian	W, 82-80

1973 VANDERBILT INVITATIONAL

Nashville, Tenn.

Tennessee State	L, 59-63
Nebraska	W, 76-65

1974 CLEMSON INVITATIONAL

Clemson, S.C.

Penn	L, 74-101
Ole Miss	W, 79-68

1975 VOLUNTEER CLASSIC

Knoxville, Tenn.

Clemson	L, 46-82
Army	W, 78-71

1977 SENIOR BOWL TOURNAMENT

Mobile, Ala.

Pepperdine	L, 61-68
Bucknell	W, 77-65

1978 REBEL ROUNDUP

Las Vegas, Nev.

UNLV	L, 83-95
UC-Santa Barbara	W, 72-65

1979 IPTAY TOURNAMENT

Clemson, S.C.

St. Louis	W, 67-65
Clemson	L, 61-94

1981 COORS CLASSIC

Nashville, Tenn.

Chattanooga	L, 54-62
Austin Peay	W, 54-51

1982 TENNESSEE CLASSIC

Murfreesboro, Tenn.

Tennessee State	L, 71-77
Austin Peay	W, 87-72

1983 WENDY'S CLASSIC

Bowling Green, Ky.

Georgia	L, 67-83
Georgia State	L, 58-70

1983 COCA-COLA CLASSIC

Chattanooga, Tenn.

Chattanooga	L, 49-62
Austin Peay	W, 71-60

1984 COCA-COLA CLASSIC

Chattanooga, Tenn.

Tennessee State	W, 80-60
Chattanooga	L, 69-71

1985 HAWAII CLASSIC

Honolulu, Hawaii

BYU-Hawaii	W, 95-81
Minnesota	W, 92-79
West Virginia	L, 85-82

1985 MID-SOUTH CLASSIC

Memphis, Tenn.

South Carolina	W, 94-77
Memphis	L, 63-73

1986 UAB CLASSIC

Birmingham, Ala.

Michigan	W, 85-83
UAB	L, 91-93 (OT)

1987 UK INVITATIONAL

Lexington, Ky.

UNC-Charlotte	L, 63-78
Miami (Ohio)	W, 81-72

1988 FAR WEST CLASSIC

Portland, Ore.

Clemson	L, 77-81
Chicago State	W, 85-71
Colorado	W, 107-105 (OT)

1989 COWBOY SHOOTOUT

Casper, Wyo.

UC-Fullerton	L, 69-77
Northeast Louisiana	L, 70-81

1990 MVP CLASSIC

Toledo, Ohio

Coppin State	W, 73-67
Samford	W, 62-50

1991 BLUE ANGELS CLASSIC

Pensacola, Fla.

South Alabama	L, 71-76
Slippery Rock	W, 72-46

1992 MILE HIGH CLASSIC

Boulder, Colo.

Lehigh	W, 89-73
Colorado	L, 47-97

1993 LOBO INVITATIONAL

Albuquerque, N.M.

New Mexico	L, 56-69
St. Bonaventure	L, 69-83

1996 TOP OF THE WORLD CLASSIC

Fairbanks, Alaska

Montana	W, 66-63
Providence	W, 77-75
Alabama	L, 74-77

1998 SAN JUAN SHOOTOUT

San Juan, P.R.

N.C. State	L, 59-91
UAB	L, 60-85
American-PR	W, 93-78

2002 BOILERMAKER INVITATIONAL

West Lafayette, Ind.

Purdue	L, 56-85
IUPUI	W, 64-60





- REGULAR SEASON TOURNAMENTS -

2003 DR. PEPPER CLASSIC

Chattanooga, Tenn.

Chattanooga	L, 75-82
South Carolina State	W, 86-76

2004 SAN JUAN SHOOTOUT

San Juan, P.R.

Toledo	W, 70-65
Auburn	L, 74-79
Delaware	W, 73-69 (OT)

2005 BILLY MINARDI CLASSIC

Louisville, Ky.

Louisville	L, 68-76
Florida Atlantic	W, 76-90

2006 PARADISE JAM

St. Thomas, Virgin Islands

Alabama	L, 62-71
Toledo	L, 69-75 (OT)
College of Charleston	L, 56-64

2007 FIRST SHOT EXEMPT TOURNAMENT

Murfreesboro, Tenn.

San Jose State	L, 77-78
Lipscomb	W, 68-62
Appalachian State	L, 79-84

2008 BASKETBALL TRAVELER'S TIP-OFF CLASSIC

Springfield, Mo.

UC Irvine	W, 65-52
Norfolk State	W, 77-56
Missouri State	W, 63-51

2010 GLOBAL SPORTS CHALLENGE

Various Locations

at Ohio University	L, 68-81
at Marshall	L, 60-63
Lamar University	W, 74-66
at North Carolina A&T	L, 56-65

2011 EA SPORTS MAUI INVITATIONAL

Opening Game - Los Angeles, Calif.

at UCLA	W, 86-66
<i>Regional Games - Murfreesboro, Tenn.</i>	
UNC Greensboro	W, 82-60
Belmont	L, 84-87 (2OT)

2013 GLOBAL SPORTS EXEMPT TOURNAMENT

Various Locations

Southern	W, 78-75
North Florida	W, 77-70
UALR	W, 76-59
at No. 16/14 Florida	L, 59-79

2013 DR. PEPPER CLASSIC

Chattanooga, Tenn.

Maine	L, 85-89 (OT)
Grand Canyon	W, 79-56

2014 EMERALD COAST CLASSIC

Regional Games - Murfreesboro, Tenn.

Southern	W, 66-48
Northern Arizona	W, 65-53
<i>Niceville, Fla.</i>	
Cincinnati	L, 51-69
Creighton	L, 47-57

2015 GREAT ALASKA SHOOTOUT

Anchorage, Ak.

Alaska-Anchorage	W, 75-72
UNC Asheville	W, 63-61
Toledo	W, 78-70

2016 CHALLENGE IN MUSIC CITY

Nashville, Tenn.

UNC Wilmington	W, 68-63
Toledo	W, 73-70 (OT)
Evansville	W, 66-55

2017 HAWAIIAN AIRLINES DIAMOND HEAD CLASSIC

Honolulu, Hawaii

Princeton	W, 69-67
USC	L, 84-89
No. 15 Miami	L, 81-84

2018 BATTLE 4 ATLANTIS

Paradise Island, Bahamas

No. 4 Virginia	L, 52-74
Butler	L, 53-84
Stanford	L, 54-67



HISTORY/RECORDS

- CONFERENCE TOURNAMENTS -

OHIO VALLEY CONFERENCE

1953 - Louisville, Ky.	
Q - Murray State	L, 70-79
1954 - Louisville, Ky.	
Q - Murray State	W, 86-84
S - Eastern Kentucky	L, 69-95
1955 - Louisville, Ky.	
Q - Morehead State	L, 68-123
1964 - Louisville, Ky.	
Q - Western Kentucky	L, 65-100
1965 - Louisville, Ky.	
Q - Murray State	L, 65-86
1966 - Louisville, Ky.	
Q - Austin Peay	W, 71-70
S - East Tennessee	L, 72-86
1967 - Nashville, Tenn.	
Q - Western Kentucky	L, 76-91
1975 - Murfreesboro, Tenn.	
S - Morehead State	W, 85-68
F - Austin Peay	W, 89-75
1976 - Cookeville, Tenn.	
Q - Tennessee Tech	W, 84-72
Bowling Green, Ky.	
S - Western Kentucky	L, 78-88
1977 - Clarksville, Tenn.	
S - Morehead State	W, 92-70
F - Austin Peay	W, 77-65
1978 - Bowling Green, Ky.	
S - Austin Peay	L, 61-66
1979 - Richmond, Ky.	
S - Eastern Kentucky	L, 81-90
1981 - Bowling Green, Ky.	
S - Murray State	L, 60-62 (OT)
1982 - Bowling Green, Ky.	
S - Murray State	W, 56-54 (OT)
F - Western Kentucky	W, 54-52
1985 - Murfreesboro, Tenn.	
Q - Murray State	W, 63-60
S - Tennessee Tech	W, 54-52
F - Youngstown State	W, 66-63
1986 - Murfreesboro, Tenn.	
Q - Eastern Kentucky	W, 88-65
Akron, Ohio	
S - Murray State	W, 85-81
F - Akron	L, 63-68

1987 - Murfreesboro, Tenn.	
S - Austin Peay	L, 83-87
1988 - Murfreesboro, Tenn.	
Q - Youngstown State	W, 81-76
Murray, Ky.	
S - Austin Peay	L, 82-94
1989 - Nashville, Tenn.	
S - Eastern Kentucky	W, 81-64
F - Austin Peay	W, 82-79
1990 - Richmond, Ky.	
Q - Eastern Kentucky	L, 52-65
1991 - Clarksville, Tenn.	
Q - Austin Peay	W, 87-83
Murray, Ky.	
S - Eastern Kentucky	W, 83-66
F - Murray State	L, 67-79
1992 - Lexington, Ky.	
Q - Morehead State	L, 80-81
1994 - Nashville, Tenn.	
Q - Tennessee State	L, 60-61
1995 - Nashville, Tenn.	
Q - Murray State	L, 67-75
1996 - Nashville, Tenn.	
Q - Tennessee Tech	L, 69-89
1997 - Murfreesboro, Tenn.	
Q - Southeast Missouri	W, 89-74
Nashville, Tenn.	
S - Murray State	L, 48-74
1998 - Murfreesboro, Tenn.	
Q - Eastern Kentucky	W, 61-49
Nashville, Tenn.	
S - Tennessee State	L, 70-74
1999 - Murfreesboro, Tenn.	
Q - Tennessee State	W, 75-68
Nashville, Tenn.	
S - Southeast Missouri	L, 74-82
2000 - Cookeville, Tenn.	
Q - Tennessee Tech	W, 87-70
Nashville, Tenn.	
S - Southeast Missouri	L, 60-78

SUN BELT CONFERENCE

2001 - Mobile, Ala.	
O - New Orleans	L, 61-66 (OT)

2002 - New Orleans, La.	
O - South Alabama	W, 48-47
Q - New Mexico State	L, 48-63
2003 - Bowling Green, Ky.	
Q - South Alabama	W, 72-69
S - Denver	W, 83-59
F - Western Kentucky	L, 52-64
2004 - Bowling Green, Ky.	
Q - Western Kentucky	W, 76-62
S - Louisiana-Lafayette	L, 59-73
2005 - Denton, Texas	
O - New Mexico State	W, 77-63
Q - Louisiana-Lafayette	L, 57-71
2006 - Murfreesboro, Tenn.	
Q - Denver	L, 57-58
2007 - Troy, Ala.	
O - Troy	W, 72-64
Lafayette, La.	
Q - South Alabama	W, 63-60 (OT)
S - North Texas	L, 52-59
2008 - Murfreesboro, Tenn.	
O - Louisiana-Monroe	W, 74-69
Mobile, Ala.	
Q - Troy	W, 65-59
S - South Alabama	W, 82-73
F - Western Kentucky	L, 57-67
2009 - Murfreesboro, Tenn.	
O - Arkansas State	W, 69-62
Hot Springs, Ark.	
Q - North Texas	L, 79-88
2010 - Hot Springs, Ark.	
Q - Denver	L, 58-73
2011 - Hot Springs, Ark.	
Q - FIU	W, 73-38
S - UALR	L, 56-65
2012 - Hot Springs, Ark.	
Q - Arkansas State	L, 64-61
2013 - Hot Springs, Ark.	
Q - Louisiana	W, 81-66
S - FIU	L, 57-61

CONFERENCE USA

2014 - El Paso, Texas	
Q - Old Dominion	W, 62-48
S - Tulsa	L, 69-76





- CONFERENCE TOURNAMENTS -

2015 - Birmingham, Ala.

O - Charlotte W, 63-60
 Q - Old Dominion W, 59-52
 S - UTEP W, 53-50
 F - UAB L, 60-73

2016 - Birmingham, Ala.

Q - Charlotte W, 79-61
 S - Marshall W, 99-90
 F - Old Dominion W, 55-53

2017 - Birmingham, Ala.

Q - UTSA W, 86-70
 S - UTEP W, 82-56
 F - Marshall W, 83-72

2018 - Frisco, Texas

Q - Southern Miss L, 68-71 (OT)

2019 - Frisco, Texas

O - UAB L, 61-70

*O - Opening Round
 Q - Quarterfinal
 S - Semifinal
 F - Final*



HISTORY/RECORDS

POSTSEASON HISTORY

Regular Season Conference Championships (11)

OVC - 1975, '78, '86, '87, '89
 SBC - 2010, '12, '13
 C-USA - 2014, '17, '18

Tournament Conference Championships (7)

OVC - 1975, '77, '82, '85, '89
 C-USA - 2016, '17

NCAA Tournament (9)

1975, '77, '82, '85, '87, '89, '13,
 '16, '17

National Invitation Tournament (4)

1986, '88, '12, '18

Collegelinsider.com Tournament (2)

2010, '15

- C-USA TOURNAMENT RECORDS -

**BLUE
RAIDER**

BASKETBALL

POINTS

Individual

1. Giddy Potts vs. Marshall (03/11/17)	30
2. Reggie Upshaw vs. Charlotte (03/10/16)	27
t3. Perrin Buford vs. Charlotte (03/10/16)	22
t3. Donovan Sims vs. UAB (3/13/19)	22

Team

1. vs. Marshall (03/11/16)	99
2. vs. UTSA (03/09/17)	86
3. vs. Marshall (03/11/17)	83

REBOUNDS

Individual

1. Karl Gamble vs. UAB (3/13/19)	13
2. Shawn Jones vs. Old Dominion (3/13/14)	11
3. Neiko Hunter vs. Tulsa (03/14/14)	10

Team

t1. vs. Marshall (03/11/17)	41
t1. vs. UTEP (03/10/17)	41
3. vs. Charlotte (03/10/16)	40

FIELD GOALS MADE

Individual

t1. Giddy Potts vs. Marshall (03/11/17)	10
t1. Perrin Buford vs. Charlotte (03/10/16)	10
t1. Reggie Upshaw vs. Charlotte (03/10/16)	10

Team

1. vs. UTSA (03/09/17)	33
2. vs. Marshall (03/11/16)	31
3. vs. Marshall (03/11/17)	30

FIELD GOALS ATTEMPTED

Individual

1. Reggie Upshaw vs. Charlotte (03/10/16)	20
t2. Giddy Potts vs. Marshall (03/11/17)	17
t2. Antonio Green vs. UAB (03/13/19)	17
t2. Donovan Sims vs. UAB (03/13/19)	17

Team

1. vs. Charlotte (03/11/15)	67
2. vs. UTEP (03/10/17)	61
3. vs. UAB (03/13/19)	58

FIELD GOAL PERCENTAGE

Individual

	(minimum 5 made)
1. Perrin Buford vs. Charlotte (03/10/16)	.833 (10-12)
2. JaCorey Williams vs. Marshall (03/11/17)	.800 (8-10)
3. JaQawn Raymond vs. Marshall (03/11/16)	.750 (6-8)

Team

	(minimum 20 made)
1. vs. UTSA (03/09/17)	.589 (33-56)
2. vs. Marshall (03/11/16)	.585 (31-53)
3. vs. Charlotte (03/10/16)	.547 (29-53)

3-POINT FIELD GOALS MADE

Individual

1. Donovan Sims vs. UAB (03/13/19)	6
2. JaQawn Raymond vs. Tulsa (03/14/14)	5
t3. Giddy Potts vs. UTSA (03/09/17)	4
t3. Giddy Potts vs. Old Dominion (03/12/16)	4
t3. DJ Jones vs. UTEP (03/13/15)	4

Team

1. vs. Southern Miss (03/08/18)	11
2. vs. UAB (03/13/19)	10
t3. vs. UTSA (03/09/17)	9
t3. vs. UAB (03/14/15)	9

3-POINT FIELD GOALS ATTEMPTED

Individual

1. Donovan Sims vs. UAB (03/13/19)	14
2. Antonio Green vs. UAB (03/13/19)	11
3. JaQawn Raymond vs. Tulsa (03/14/14)	9

Team

1. vs. UAB (03/13/19)	30
2. vs. UTEP (03/13/15)	22
t3. vs. UTEP (03/10/17)	21
t3. vs. UAB (03/14/15)	21
t3. vs. Charlotte (03/11/15)	21

3-POINT FIELD GOAL PERCENTAGE

Individual

	(minimum 3 made)
1. Giddy Potts vs. Southern Miss (03/08/18)	1.000 (4-4)
2. Marcus Tarrance vs. UAB (03/14/15)	1.000 (3-3)
3. Giddy Potts vs. Old Dominion (03/12/16)	.800 (4-5)

Team

	(minimum 6 made)
1. vs. Southern Miss (03/08/18)	.550 (11-20)
2. vs. UTSA (03/09/17)	.529 (9-17)
3. vs. Marshall (03/11/16)	.462 (6-13)



HISTORY/RECORDS



- C-USA TOURNAMENT RECORDS -

FREE THROWS MADE

Individual

1. Perrin Buford vs. Marshall (03/11/16)	9
t2. Giddy Potts vs. Marshall (03/11/17)	7
t2. Reggie Upshaw vs. Charlotte (03/10/16)	7
t2. Perrin Buford vs. Old Dominion (03/12/15)	7
t2. JaQawn Raymond vs. Old Dominion (03/12/15)	7

Team

1. vs. Marshall (03/11/16)	31
2. vs. Old Dominion (03/12/15)	22
3. vs. UTEP (03/10/17)	20

FREE THROWS ATTEMPTED

Individual

1. Reggie Upshaw vs. Charlotte (03/10/16)	13
t2. Perrin Buford vs. Marshall (03/11/16)	11
t2. Perrin Buford vs. Old Dominion (03/12/15)	11

Team

1. vs. Marshall (03/11/16)	31
2. vs. Old Dominion (03/12/15)	30
t3. vs. Marshall (03/11/17)	27
t3. vs. Tulsa (03/14/14)	27

FREE THROW PERCENTAGE

Individual

(minimum 5 made)

t1. Giddy Potts vs. Marshall (03/11/16)	1.000 (5-5)
t1. Giddy Potts vs. Charlotte (03/10/16)	1.000 (5-5)
t1. DJ Jones vs. UAB (03/14/15)	1.000 (5-5)

Team

(minimum 10 made)

1. vs. UTEP (03/10/17)	.769 (20-26)
2. vs. Marshall (03/12/16)	.756 (11-16)
3. vs. Old Dominion (03/12/15)	.733 (22-30)

ASSISTS

Individual

t1. Tyrrik Dixon vs. UTSA (03/09/17)	7
t1. Antonio Green vs. UAB (03/13/19)	7
t3. Tyrrik Dixon vs. UTEP (03/10/17)	5
t3. Aldonis Foote vs. UTSA (03/09/17)	5
t3. Perrin Buford vs. Marshall (03/11/16)	5

Team

1. vs. UTSA (03/09/17)	20
t2. vs. UTEP (03/10/17)	16
t2. vs. Marshall (03/11/16)	16

STEALS

Individual

1. Giddy Potts vs. UTEP (03/10/17)	5
t2. Tyrrik Dixon vs. UTEP (03/10/17)	3
t2. Giddy Potts vs. Marshall (03/11/16)	3
t2. Reggie Upshaw vs. Charlotte (03/10/16)	3
t2. DJ Jones vs. Charlotte (03/11/15)	3

Team

1. vs. UTEP (03/10/17)	12
2. vs. Charlotte (03/11/15)	11
3. vs. Charlotte (03/10/16)	9

BLOCKS

Individual

t1. Reggie Upshaw vs. Charlotte (03/10/16)	3
t1. Perrin Buford vs. UTEP (03/13/15)	3
t1. Jacques Rozier vs. Tulsa (03/14/14)	3

Team

1. vs. Old Dominion (03/13/14)	8
2. vs. Charlotte (03/10/16)	7
3. vs. UTEP (03/13/15)	6

MOST TURNOVERS

Individual

1. Tweety Knight vs. Tulsa (03/14/14)	7
t2. Tweety Knight vs. Old Dominion (03/13/14)	6
t2. Antonio Green vs. UAB (03/13/19)	6

Team

1. vs. Tulsa (03/14/14)	21
t2. vs. Southern Miss (03/08/18)	17
t2. vs. Charlotte (03/10/16)	17

FEWEST TURNOVERS

Team

1. vs. Charlotte (03/11/15)	4
2. vs. UTSA (03/09/17)	7
3. vs. UTEP (03/13/15)	8

MINUTES PLAYED

Individual

1. Giddy Potts vs. Southern Miss (03/08/18)	43
2. Nick King vs. Southern Miss (03/08/18)	42
3. Antonio Green vs. UAB (03/13/19)	40



- POSTSEASON TOURNAMENTS -

**BLUE
RAIDER**

BASKETBALL

Date	Tourn. (Seed)	Round	Location	Opponent (Seed)	Result	Leading Scorer	Leading Rebounder
03/15/75	NCAA (-)	1st	Lexington, Ky.	Oregon State (-)	L, 67-78	G. Sorrell (23)	G. Sorrell (17)
03/13/77	NCAA (-)	1st	Baton Rouge, La.	Detroit (-)	L, 76-93	B. Martin (28)	G. Joyner (15)
03/11/82	NCAA (-)	1st	Nashville, Tenn.	Kentucky (-)	W, 50-44	R. Campbell (19)	J. Beck (10)
03/13/82	NCAA (-)	2nd	Nashville, Tenn.	Louisville (-)	L, 56-81	J. Beck (22)	J. Beck (6)
03/14/85	NCAA (-)	1st	Notre Dame, Ind.	North Carolina (-)	L, 57-76	L. Thompson (20)	L. Thompson (8)
03/13/86	NIT (-)	1st	Clemson, S.C.	Clemson (-)	L, 81-99	K. Cooksey (25)	K. Hammonds (6)
03/12/87	NCAA (-)	1st	Charlotte, N.C.	Notre Dame (-)	L, 71-84	D. Rainey (22)	D. Washington (9)
03/18/88	NIT (-)	1st	Murfreesboro, Tenn.	Tennessee (-)	W, 85-80	C. Rainey (20)	R. Henry (9)
03/22/88	NIT (-)	2nd	Murfreesboro, Tenn.	Georgia (-)	W, 69-59	T. Baynham (24)	D. Rainey (9)
03/26/88	NIT (-)	3rd	Murfreesboro, Tenn.	Boston College (-)	L, 69-78	R. Henry (34)	R. Henry/D. Rainey (12)
03/16/89	NCAA (-)	1st	Nashville, Tenn.	Florida State (-)	W, 97-83	R. Henry/M. Buck (26)	K. Hammonds (13)
03/18/89	NCAA (-)	2nd	Nashville, Tenn.	Virginia (-)	L, 88-104	R. Henry/C. Rainey (23)	K. Hammonds (15)
03/17/10	CIT (-)	1st	Springfield, Mo.	Missouri State (-)	L, 79-87	D. Yates (30)	M. Haddock (6)
03/13/12	NIT (4)	1st	Murfreesboro, Tenn.	Marshall (5)	W, 86-78	L. Denny (18)	L. Denny (13)
03/19/12	NIT (4)	2nd	Knoxville, Tenn.	Tennessee (1)	W, 71-64	B. Massey (20)	B. Massey (10)
03/21/12	NIT (4)	3rd	Murfreesboro, Tenn.	Minnesota (6)	L, 72-78	M. Knight (19)	M. Knight (9)
03/19/13	NCAA (11)	First Four	Dayton, Ohio	Saint Mary's (11)	L, 54-67	M. Knight (16)	M. Knight (6)
03/18/15	CIT (-)	1st	Murfreesboro, Tenn.	Kent State (-)	L, 56-68	P. Buford/J. Rozier (10)	R. Upshaw/J. Rozier (8)
03/18/16	NCAA (15)	1st	St. Louis, Mo.	Michigan State (2)	W, 90-81	R. Upshaw (21)	P. Buford (7)
03/20/16	NCAA (15)	2nd	St. Louis, Mo.	Syracuse (10)	L, 50-75	D. Harris (11)	R. Upshaw (8)
03/16/17	NCAA (12)	1st	Milwaukee, Wis.	Minnesota (5)	W, 81-72	R. Upshaw (19)	R. Upshaw (9)
03/18/17	NCAA (12)	2nd	Milwaukee, Wis.	Butler (4)	L, 65-74	J. Williams (20)	J. Williams (9)
03/13/18	NIT (3)	1st	Murfreesboro, Tenn.	Vermont (6)	W, 91-64	G. Potts (25)	N. King (12)
03/18/18	NIT (3)	2nd	Louisville, Ky.	Louisville (2)	L, 68-84	N. King (24)	N. King (6)



Reggie Upshaw's iconic dunk to seal Middle Tennessee's NCAA First Round win against No. 2 Michigan State in 2016



HISTORY/RECORDS



- NCAA TOURNAMENT RECORDS -

POINTS

Individual

1. Bob Martin vs. Detroit (03/13/77)	28
t2. Mike Buck vs. Florida State (03/16/89)	26
t2. Randy Henry vs. Florida State (03/16/89)	26

Team

1. vs. Florida State (03/16/89)	97
2. vs. Michigan State (03/18/16)	90
3. vs. Virginia (03/18/89)	88

REBOUNDS

Individual

1. George Sorrell vs. Oregon State (03/15/75)	17
2. Kerry Hammonds vs. Virginia (03/18/89)	15
3. Greg Joyner vs. Detroit (03/13/77)	15

Team

1. vs. Oregon State (03/15/75)	44
2. vs. Detroit (03/13/77)	42
3. vs. Florida State (03/16/89)	38

FIELD GOALS MADE

Individual

1. Bob Martin vs. Detroit (03/13/77)	13
2. Randy Henry vs. Florida State (03/16/89)	12
t3. Lonnie Thompson vs. North Carolina (03/14/85)	10
t3. George Sorrell vs. Oregon State (03/15/75)	10

Team

1. vs. Florida State (03/16/89)	36
2. vs. Michigan State (03/18/16)	33
3. vs. Detroit (03/13/77)	33

FIELD GOALS ATTEMPTED

Individual

1. Bob Martin vs. Detroit (03/13/77)	23
2. Kim Cooksey vs. North Carolina (03/14/85)	22
t3. Randy Henry vs. Virginia (03/18/89)	20
t3. George Sorrell vs. Oregon State (03/15/75)	20

Team

1. vs. Detroit (03/13/77)	79
t2. vs. Florida State (03/16/89)	70
t2. vs. North Carolina (03/14/85)	70

FIELD GOAL PERCENTAGE

Individual

(minimum 5 made)

1. Mike Buck vs. Florida State (03/16/89)	1.000 (7-7)
2. Brandon Walters vs. Minnesota (03/16/17)	.833 (5-6)
3. Gerald Harris vs. Virginia (03/18/89)	.714 (5-7)

Team

(minimum 20 made)

1. vs. Michigan State (03/18/16)	.559 (33-59)
2. vs. Florida State (03/16/89)	.514 (36-70)
3. vs. Minnesota (03/16/17)	.483 (28-58)

3-POINT FIELD GOALS MADE

Individual

1. Mike Buck vs. Florida State (03/16/89)	6
t2. Giddy Potts vs. Syracuse (03/20/16)	3
t2. JaQawn Raymond vs. Syracuse (03/20/16)	3
t2. Darnell Harris vs. Michigan State (03/18/16)	3
t2. Giddy Potts vs. Michigan State (03/18/16)	3
t2. Reggie Upshaw vs. Michigan State (03/18/16)	3
t2. Chris Rainey vs. Virginia (03/18/89)	3

Team

1. vs. Michigan State (03/18/16)	11
2. vs. Florida State (03/16/89)	9
3. vs. Syracuse (03/20/16)	8

3-POINT FIELD GOALS ATTEMPTED

Individual

t1. Reggie Upshaw vs. Butler (03/18/17)	6
t1. Giddy Potts vs. Minnesota (03/16/17)	6
t1. Giddy Potts vs. Syracuse (03/20/16)	6
t1. Reggie Upshaw vs. Michigan State (03/18/16)	6
t1. Mike Buck vs. Florida State (03/16/89)	6

Team

1. vs. Syracuse (03/20/16)	24
t2. vs. Butler (03/18/17)	19
t2. vs. Michigan State (03/18/16)	19

3-POINT FIELD GOAL PERCENTAGE

Individual

(minimum 3 made)

1. Mike Buck vs. Florida State (03/16/89)	1.000 (6-6)
t2. JaQawn Raymond vs. Syracuse (03/20/16)	.600 (3-5)
t2. Darnell Harris vs. Michigan State (03/18/16)	.600 (3-5)
t2. Giddy Potts vs. Michigan Stae (03/18/16)	.600 (3-5)
t2. Chris Rainey vs. Virginia (03/18/89)	.600 (3-5)

Team

(minimum 6 made)

1. vs. Michigan State (03/18/16)	.579 (11-19)
2. vs. Minnesota (03/16/17)	.538 (7-13)
3. vs. Florida State (03/16/89)	.500 (9-18)



- NCAA TOURNAMENT RECORDS -

FREE THROWS MADE

Individual

1. Jerry Beck vs. Louisville (03/13/82)	10
2. Greg Joyner vs. Detroit (03/13/77)	7
3. Six tied	6

Team

t1. vs. Minnesota (03/16/17)	18
t1. vs. Virginia (03/18/89)	18
3. vs. Florida State (03/16/89)	16

FREE THROWS ATTEMPTED

Individual

1. Jerry Beck vs. Louisville (03/13/82)	11
t2. JaCorey Williams vs. Minnesota (03/16/17)	9
t2. Jerry Beck vs. Kentucky (03/11/82)	9
t2. Bob Martin vs. Oregon State (03/15/75)	9

Team

1. vs. Minnesota (03/16/17)	27
2. vs. Oregon State (03/18/89)	25
3. vs. Michigan State (03/18/16)	21

FREE THROW PERCENTAGE

Individual

(minimum 5 made)

1. Mike Buck vs. Florida State (03/16/89)	1.000 (6-6)
2. Brandon Walters vs. Butler (03/18/17)	1.000 (5-5)
3. Jerry Beck vs. Louisville (03/13/82)	.909 (10-11)

Team

(minimum 10 made)

1. vs. Virginia (03/18/89)	.900 (18-20)
2. vs. Florida State (03/16/89)	.842 (16-19)
3. vs. Louisville (03/13/82)	.800 (12-15)

ASSISTS

Individual

t1. Gerald Harris vs. Florida State (03/16/89)	7
t1. Duane Washington vs. Notre Dame (03/12/87)	7
t3. Antwan Johnson vs. Butler (03/18/17)	6
t3. Perrin Buford vs. Michigan State (03/18/16)	6
t3. Marcos Knight vs. Saint Mary's (03/19/13)	6
t3. Greg Joyner vs. Detroit (03/13/77)	6
t3. Bob Martin vs. Detroit (03/13/77)	6

Team

1. vs. Detroit (03/13/77)	24
t2. vs. Minnesota (03/16/17)	19
t2. vs. Florida State (03/16/89)	19

STEALS

Individual

t1. Kerry Hammonds vs. Florida State (03/16/89)	4
t1. James Johnson vs. North Carolina (03/14/85)	4
t1. Tim Sisneros vs. Oregon State (03/15/75)	4

Team

1. vs. Oregon State (03/15/75)	12
2. vs. Florida State (03/16/89)	9
3. vs. North Carolina (03/14/85)	8

BLOCKS

Individual

1. Buck Hailey vs. Kentucky (03/11/82)	5
t2. Lewis Mack vs. Detroit (03/13/77)	4
t2. George Sorrell vs. Oregon State (03/15/75)	4

Team

1. vs. Kentucky (03/11/82)	8
2. vs. Oregon State (03/15/75)	7
3. vs. Michigan State (03/18/16)	5

MOST TURNOVERS

Individual

1. Lewis Mack vs. Detroit (03/13/77)	10
2. Rick Campbell vs. Louisville (03/13/82)	8
3. Jimmy Martin vs. Oregon State (03/15/75)	6

Team

1. vs. Oregon State (03/15/75)	31
2. vs. Louisville (03/13/82)	26
3. vs. Detroit (03/13/77)	22

FEWEST TURNOVERS

Team

t1. vs. Minnesota (03/16/17)	8
t1. vs. Virginia (03/18/89)	8
3. vs. Saint Mary's (03/19/13)	9

MINUTES PLAYED

Individual

t1. Jerry Beck vs. Kentucky (03/11/82)	40
t1. Edward Perry vs. Kentucky (03/11/82)	40
t1. Greg Joyner vs. Detroit (03/13/77)	40
t1. Bob Martin vs. Detroit (03/13/77)	40
t1. George Sorrell vs. Oregon State (03/15/75)	40





- NIT RECORDS -

POINTS

Individual

1. Randy Henry vs. Boston College (03/26/88)	34
t2. Giddy Potts vs. Vermont (03/13/18)	25
t2. Kim Cooksey vs. Clemson (03/13/86)	25

Team

1. vs. Vermont (03/13/18)	91
2. vs. Marshall (03/21/12)	86
3. vs. Tennessee (03/18/88)	85

REBOUNDS

Individual

1. LaRon Dendy vs. Marshall (03/21/12)	13
t2. Nick King vs. Vermont (03/13/18)	12
t2. Randy Henry vs. Boston College (03/26/88)	12
t2. Dwayne Rainey vs. Boston College (03/26/88)	12
t2. Randy Henry vs. Georgia (03/22/88)	12

Team

1. vs. Boston College (03/26/88)	47
t2. vs. Georgia (03/22/88)	46
t2. vs. Tennessee (03/18/88)	46

FIELD GOALS MADE

Individual

1. Randy Henry vs. Boston College (03/26/88)	15
2. Tyrus Baynham vs. Georgia (03/22/88)	11
t3. Nick King vs. Louisville (13/18/18)	9
t3. Giddy Potts vs. Vermont (03/13/18)	9
t3. Kim Cooksey vs. Clemson (03/13/86)	9

Team

1. vs. Vermont (03/13/18)	38
2. vs. Clemson (03/13/86)	34
3. vs. Marshall (03/21/12)	32

FIELD GOALS ATTEMPTED

Individual

1. Randy Henry vs. Boston College (03/26/88)	26
2. Kim Cooksey vs. Clemson (03/13/86)	20
3. Nick King vs. Louisville (03/18/18)	18

Team

1. vs. Clemson (03/13/86)	76
2. vs. Boston College (03/26/88)	74
3. vs. Marshall (03/21/12)	61

FIELD GOAL PERCENTAGE

Individual

(minimum 5 made)

1. Brandon Walters vs. Louisville (03/18/18)	1.000 (6-6)
2. Antwain Johnson vs. Vermont (03/13/18)	.857 (6-7)
3. JT Sulton vs. Marshall (03/21/12)	.833 (5-6)

Team

(minimum 20 made)

1. vs. Vermont (03/13/18)	.633 (38-60)
2. vs. Marshall (03/21/12)	.525 (32-61)
3. vs. Louisville (03/18/18)	.510 (26-51)

3-POINT FIELD GOALS MADE

Individual

1. Giddy Potts vs. Vermont (03/13/18)	6
t2. Chris Rainey vs. Tennessee (03/18/88)	3
t2. Raymond Cintron vs. Minnesota (03/21/12)	3

Team

1. vs. Vermont (03/13/18)	10
2. vs. Louisville (03/18/18)	5
t3. vs. Minnesota (03/21/12)	4
t3. vs. Marshall (03/21/12)	4

3-POINT FIELD GOALS ATTEMPTED

Individual

1. Giddy Potts vs. Vermont (03/13/18)	11
2. Chris Rainey vs. Boston College (03/26/88)	10
3. Giddy Potts vs. Louisville (03/18/18)	7

Team

1. vs. Vermont (03/13/18)	21
t2. vs. Boston College (03/26/88)	15
t2. vs. Louisville (03/18/18)	15

3-POINT FIELD GOAL PERCENTAGE

Individual

(minimum 3 made)

1. Chris Rainey vs. Tennessee (03/18/88)	.750 (3-4)
2. Raymond Cintron vs. Minnesota (03/21/12)	.600 (3-5)
3. Giddy Potts vs. Vermont (03/13/18)	.545 (6-11)

Team

(minimum 6 made)

1. vs. Vermont (03/13/18)	.476 (10-21)
---------------------------	--------------



- NIT RECORDS -

FREE THROWS MADE

Individual

1. Gerald Harris vs. Tennessee (03/18/88)	9
2. Bruce Massey vs. Tennessee (03/19/12)	8
3. Kim Cooksey vs. Clemson (03/13/86)	7

Team

1. vs. Tennessee (03/18/88)	26
2. vs. Tennessee (03/19/12)	20
3. vs. Minnesota (03/21/12)	18
vs. Marshall (03/13/12)	18

FREE THROWS ATTEMPTED

Individual

t1. LaRon Dendy vs. Marshall (03/13/12)	11
t1. Gerald Harris vs. Tennessee (03/18/88)	11
3. Bruce Massey vs. Tennessee (03/19/12)	9

Team

t1. vs. Marshall (03/13/12)	31
t1. vs. Tennessee (03/18/88)	31
3. vs. Tennessee (03/19/12)	28

FREE THROW PERCENTAGE

Individual

(minimum 5 made)

1. Kim Cooksey vs. Clemson (03/13/86)	1.000 (7-7)
2. Bruce Massey vs. Tennessee (03/19/12)	.889 (8-9)
3. Chris Rainey vs. Tennessee (03/18/88)	.833 (5-6)

Team

(minimum 10 made)

1. vs. Tennessee (03/18/88)	.839 (26-31)
2. vs. Minnesota (03/21/12)	.750 (18-24)
3. vs. Tennessee (03/19/12)	.714 (20-28)

ASSISTS

Individual

1. Gerald Harris vs. Georgia (03/22/88)	9
2. Jimmy Oden vs. Marshall (03/13/12)	8
3. Bruce Massey vs. Marshall (03/13/12)	7

Team

1. vs. Marshall (03/13/12)	23
2. vs. Vermont (03/13/18)	21
3. vs. Georgia (03/22/88)	19

STEALS

Individual

1. Marcos Knight vs. Minnesota (03/21/12)	4
t2. Bruce Massey vs. Tennessee (03/19/12)	3
t2. Gerald Harris vs. Tennessee (03/18/88)	3
t2. Duane Washington vs. Clemson (03/13/86)	3

Team

t1. vs. Minnesota (03/21/12)	7
t1. vs. Tennessee (03/18/88)	7
t3. vs. Vermont (03/13/18)	6
t3. vs. Marshall (03/13/18)	6
t3. vs. Clemson (03/13/86)	6

BLOCKS

Individual

1. Brandon Walters vs. Vermont (03/13/18)	4
2. Shawn Jones vs. Minnesota (03/21/12)	3
t3. Chris Ingram vs. Boston College (03/26/88)	2
t3. Chris Ingram vs. Georgia (03/22/88)	2

Team

t1. vs. Vermont (03/13/18)	5
t1. vs. Minnesota (03/21/12)	5
3. vs. Georgia (03/22/88)	4

MOST TURNOVERS

Individual

1. Bruce Massey vs. Tennessee (03/19/12)	7
t2. Nick King vs. Vermont (03/13/18)	5
t2. Gerald Harris vs. Georgia (03/22/88)	5

Team

t1. vs. Minnesota (03/21/12)	17
t1. vs. Tennessee (03/19/12)	17
3. vs. Louisville (03/18/18)	15

FEWEST TURNOVERS

Team

1. vs. Boston College (03/26/88)	7
2. vs. Marshall (03/13/12)	9
3. vs. Georgia (03/22/88)	12

MINUTES PLAYED

Individual

t1. Randy Henry vs. Boston College (03/26/88)	40
t1. Kim Cooksey vs. Clemson (03/13/86)	40
t3. Tyrus Baynham vs. Boston College (03/26/88)	39
t3. Tyrus Baynham vs. Tennessee (03/18/88)	39





- CIT RECORDS -

POINTS

Individual

1. Desmond Yates vs. Missouri State (03/17/10)	30
2. Montarrio Haddock vs. Missouri State (03/17/10)	16
3. James Washington vs. Missouri State (03/17/10)	13

Team

1. vs. Missouri State (03/17/10)	79
2. vs. Kent State (03/18/15)	56

REBOUNDS

Individual

t1. Jacques Rozier vs. Kent State (03/18/15)	8
t1. Reggie Upshaw vs. Kent State (03/18/15)	8
t3. Perrin Buford vs. Kent State (03/18/15)	6
t3. Montarrio Haddock vs. Missouri State (03/17/10)	6

Team

1. vs. Kent State (03/18/15)	34
2. vs. Missouri State (03/17/10)	24

FIELD GOALS MADE

Individual

1. Desmond Yates vs. Missouri State (03/17/10)	12
2. Montarrio Haddock vs. Missouri State (03/17/10)	7
t3. Perrin Buford vs. Kent State (03/18/15)	4
t3. James Washington vs. Missouri State (03/17/10)	4

Team

1. vs. Missouri State (03/17/10)	30
2. vs. Kent State (03/18/15)	17

FIELD GOALS ATTEMPTED

Individual

1. Desmond Yates vs. Missouri State (03/17/10)	15
t2. Montarrio Haddock vs. Missouri State (03/17/10)	10
t2. James Washington vs. Missouri State (03/17/10)	10

Team

1. vs. Missouri State (03/17/10)	56
2. vs. Kent State (03/18/15)	47

FIELD GOAL PERCENTAGE

Individual (minimum 5 made)

1. Desmond Yates vs. Missouri State (03/17/10)	.800 (12-15)
2. Montarrio Haddock vs. Missouri State (03/17/10)	.700 (7-10)

Team (minimum 20 made)

1. vs. Missouri State (03/17/10)	.536 (30-56)
2. vs. Kent State (03/18/15)	.362 (17-47)

3-POINT FIELD GOALS MADE

Individual

t1. James Washington vs. Missouri State (03/17/10)	4
t1. Desmond Yates vs. Missouri State (03/17/10)	4
t3. JaQawn Raymond vs. Kent State (03/18/15)	2
t3. Marcus Tarrance vs. Kent State (03/18/15)	2
t3. Montarrio Haddock vs. Missouri State (03/17/10)	2

Team

1. vs. Missouri State (03/17/10)	11
2. vs. Kent State (03/18/15)	8

3-POINT FIELD GOALS ATTEMPTED

Individual

1. James Washington vs. Missouri State (03/17/10)	7
t2. JaQawn Raymond vs. Kent State (03/18/15)	5
t2. Desmond Yates vs. Missouri State (03/17/10)	5

Team

1. vs. Kent State (03/18/15)	20
2. vs. Missouri State (03/17/10)	19

3-POINT FIELD GOAL PERCENTAGE

Individual (minimum 3 made)

1. Desmond Yates vs. Missouri State (03/17/10)	.800 (4-5)
2. James Washington vs. Missouri State (03/17/10)	.571 (4-7)

Team (minimum 6 made)

1. vs. Missouri State (03/17/10)	.579 (11-19)
2. vs. Kent State (03/18/15)	.400 (8-20)

FREE THROWS MADE

Individual

1. Jacques Rozier vs. Kent State (03/18/15)	4
2. DJ Jones vs. Kent State (03/18/15)	3
t3. Darnell Harris vs. Kent State (03/18/15)	2
t3. Josh Phillips vs. Kent State (03/18/15)	2
t3. James Gallman vs. Missouri State (03/17/10)	2
t3. Calvin O'Neil vs. Missouri State (03/17/10)	2
t3. Desmond Yates vs. Missouri State (03/17/10)	2

Team

1. vs. Kent State (03/18/15)	14
2. vs. Missouri State (03/17/10)	8



FREE THROWS ATTEMPTED

Individual

1. Jacquez Rozier vs. Kent State (03/18/15)	6
2. Darnell Harris vs. Kent State (03/18/15)	5
t3. DJ Jones vs. Kent State (03/18/15)	4
t3. Edward Simpson vs. Kent State (03/18/15)	4

Team

1. vs. Kent State (03/18/15)	25
2. vs. Missouri State (03/17/10)	11

FREE THROW PERCENTAGE

Individual

(minimum 4 made)

1. Jacquez Rozier vs. Kent State (03/18/15)	.667 (4-6)
---	------------

Team

(minimum 10 made)

1. vs. Kent State (03/18/15)	.560 (14-25)
------------------------------	--------------

ASSISTS

Individual

t1. Calvin O'Neil vs. Missouri State (03/17/10)	4
t1. James Washington vs. Missouri State (03/17/10)	4
t3. Reggie Upshaw vs. Kent State (03/18/15)	3
t3. Montarrio Haddock vs. Missouri State (03/17/10)	3

Team

1. vs. Missouri State (03/17/10)	15
2. vs. Kent State (03/18/15)	7

STEALS

Individual

1. DJ Jones vs. Kent State (03/18/15)	2
t2. Rod Emanuel vs. Missouri State (03/17/10)	1
t2. James Gallman vs. Missouri State (03/17/10)	1
t2. Montarrio Haddock vs. Missouri State (03/17/10)	1
t2. James Washington vs. Missouri State (03/17/10)	1

Team

1. vs. Missouri State (03/17/10)	4
2. vs. Kent State (03/18/15)	2

BLOCKS

Individual

1. Jacquez Rozier vs. Kent State (03/18/15)	3
t2. Darnell Harris vs. Kent State (03/18/15)	1
t2. JaQawn Raymond vs. Kent State (03/18/15)	1
t2. Reggie Upshaw vs. Kent State (03/18/15)	1
t2. Trevor Ottley vs. Kent State (03/18/15)	1

Team

1. vs. Kent State (03/18/15)	6
2. vs. Missouri State (03/17/10)	1

MOST TURNOVERS

Individual

1. James Washington vs. Missouri State (03/17/10)	5
t2. JaQawn Raymond vs. Kent State (03/18/15)	4
t2. Reggie Upshaw vs. Kent State (03/18/15)	4

Team

1. vs. Missouri State (03/17/10)	12
2. vs. Kent State (03/18/15)	11

FEWEST TURNOVERS

Team

1. vs. Kent State (03/18/15)	11
2. vs. Missouri State (03/17/10)	12

MINUTES PLAYED

Individual

1. Calvin O'Neil vs. Missouri State (03/17/10)	35
t2. Montarrio Haddock vs. Missouri State (03/17/10)	34
t2. James Washington vs. Missouri State (03/17/10)	34





- HONORS & AWARDS -

USA TODAY ALL-AMERICA

THIRD TEAM

Nick King 2018

KARL MALONE AWARD FINALIST

Nick King 2018

C-USA PLAYER OF THE YEAR

Shawn Jones 2014

JaCorey Williams 2017

Nick King 2018

C-USA NEWCOMER OF THE YEAR

JaCorey Williams 2017

Nick King 2018

Antonio Green 2019

FIRST TEAM ALL-C-USA

Shawn Jones 2014

JaCorey Williams 2017

Nick King 2018

SECOND TEAM ALL-C-USA

Reggie Upshaw 2016

Reggie Upshaw 2017

Giddy Potts 2018

THIRD TEAM ALL-C-USA

Giddy Potts 2016

Giddy Potts 2017

Antonio Green 2019

C-USA ALL-DEFENSIVE TEAM

Tweety Knight 2014

Reggie Upshaw 2017

Tyrik Dixon 2018

C-USA ALL-FRESHMAN TEAM

Giddy Potts 2015

Tyrik Dixon 2017

C-USA TOURNAMENT MVP

Reggie Upshaw 2016

Giddy Potts 2017

C-USA ALL-TOURNAMENT TEAM

Neiko Hunter 2014

Perrin Buford 2015

DJ Jones 2015

Perrin Buford 2016

Reggie Upshaw 2016

Giddy Potts 2017

Reggie Upshaw 2017

JaCorey Williams 2017

C-USA PLAYERS OF THE WEEK

Shawn Jones Dec. 16, 2013

Shawn Jones Feb. 3, 2014

Kerry Hammonds II Feb. 18, 2014

Shawn Jones March 7, 2014

JaCorey Williams Nov. 28, 2016

JaCorey Williams Dec. 19, 2016

Reggie Upshaw Jan. 2, 2017

Nick King Nov. 20, 2017

Nick King Dec. 11, 2017

Nick King Dec. 25, 2017

Nick King Feb. 12, 2018

C-USA FRESHMAN OF THE WEEK

Edward Simpson Dec. 15, 2014

Giddy Potts Feb. 23, 2015

NABC ALL-DISTRICT FIRST TEAM

Desmond Yates 2009

James Washington 2011

LaRon Dendy 2012

Shawn Jones 2014

JaCorey Williams 2017

Reggie Upshaw 2017

Nick King 2018

NABC ALL-DISTRICT SECOND TEAM

Marcos Knight 2012

Giddy Potts 2016

Reggie Upshaw 2016

Giddy Potts 2017

Giddy Potts 2018

USBWA ALL-DISTRICT TEAM

Nick King 2018

COLLEGE SPORTS MADNESS ALL-HIGH MAJOR FIRST TEAM

Nick King 2018

TSWA PLAYER OF THE YEAR

JaCorey Williams 2017

Nick King 2018

TENNESSEE SPORTS HALL OF FAME AMATEUR MALE ATHLETE OF THE YEAR

Nick King 2018

SUN BELT PLAYER OF THE YEAR

LaRon Dendy 2012

SUN BELT DEFENSIVE PLAYER OF THE YEAR

Bruce Massey 2013

FIRST TEAM ALL-SUN BELT

Lee Nosse 2002

Tommy Gunn 2003-04

Desmond Yates 2008, 2009, 2010

LaRon Dendy 2012

Marcos Knight 2013

SECOND TEAM ALL-SUN BELT

Mike Dean 2004

James Washington 2011

Marcos Knight 2012

THIRD TEAM ALL-SUN BELT

William Phippen 2003

Michael Cuffee 2005

Mike Dean 2005

Adam Vogelsberg 2006

Kevin Kanaskie 2007

JT Sulton 2012

Raymond Cintron 2013

Bruce Massey 2013

HONORABLE MENTION ALL-SUN BELT

Tommy Gunn 2002

SBC ALL-TOURNAMENT TEAM

Tommy Gunn 2003-04

William Phippen 2003

Michael Cuffee 2004

Kevin Kanaskie 2008

Desmond Yates 2008

SBC PLAYERS OF THE WEEK

William Phippen Dec. 10, 2001

Lee Nosse Jan. 14, 2002

William Phippen Jan. 6, 2003

Desmond Yates Feb. 11, 2008

Desmond Yates Dec. 16, 2008

Desmond Yates Jan. 25, 2010

Marcos Knight Nov. 22, 2011

LaRon Dendy Jan. 30, 2012

LaRon Dendy Feb. 13, 2012

C-USA COACH OF THE YEAR

Kermit Davis 2017

SBC COACH OF THE YEAR

Kermit Davis 2003

Kermit Davis 2012

Kermit Davis 2013

COLLEGE INSIDER

SBC COACH OF THE YEAR

Kermit Davis 2008

Kermit Davis 2010

Kermit Davis 2012



- HONORS & AWARDS -

NABC DISTRICT COACH OF THE YEAR

Kermit Davis	2012
Kermit Davis	2017

TSWA COACH OF THE YEAR

Kermit Davis	2012
Kermit Davis	2017

C-USA ALL-ACADEMIC TEAM

Edward Simpson	2017
Nick King	2018

C-USA SPIRIT OF SERVICE AWARD

Reggie Upshaw	2016
Edward Simpson	2018

C-USA ACADEMIC MEDAL WINNERS

Chase Miller	2016
Edward Simpson	2016
Nick King	2018
Therren Shelton-Szmidt	2018

C-USA ACADEMIC HONOR ROLL

Xavier Habersham	2015
Jacob Ivory	2015
Edward Simpson	2015
Karl Gamble	2016
Stephen Strachan	2016
Karl Gamble	2017
Chase Miller	2017
Edward Simpson	2017
Antonio Green	2018
James Hawthorne	2018
Nick King	2018
Chase Miller	2018
Therren Shelton-Szmidt	2018
David Simmons	2018
Edward Simpson	2018
Donovan Sims	2018
Michael Van Hooser	2018
Anthony Crump	2019
KJ Lewis	2019

SBC SPORTSMANSHIP AWARD

Marcus Mason	2001
William Pippen	2003

SBC COMMISSIONER'S LIST

John Douglas	2002
Steve Thomas	2004
Kyle Young	2005, 07

SBC ACADEMIC HONOR ROLL

Keith Connor	2003
John Douglas	2003
Derek Glasper	2003
Leigh Harlem	2003
Bryant Mitchell	2003
Stephen Russell	2003
Chandler Knox	2005
Kyle Young	2006
Desmond Yates	2007
Demetrius Green	2008
Kevin Kanaskie	2008, 09
Eric Allen	2009
Kevin Kanaskie	2009
Zane Gibson	2010
Jason Jones	2010, 11
Calvin O'Neil	2010
James Washington	2010
Demario Williams	2010
Jimmy Oden	2011
Gavin Gibson	2012

FIRST TEAM ALL-OVC

Ken Trickey	1953-54
Sam Smith	1954
Doug Shrader	1955
Bob Williamson	1958
Bob Burden	1960
Larry Stewart	1963-64
Willie Brown	1968-69
Ken Riley	1970-71
Herman Sykes	1972
Jimmy Powell	1973-74
Jimmy Martin	1975
Steve Peeler	1975
George Sorrell	1975
Tim Sisneros	1976
Bob Martin	1977
Greg Joyner	1977-79
Claude Taylor	1978
Jerry Beck	1980
Leroy Coleman	1980
Jerry Beck	1981-82
Kim Cooksey	1985-86
Duane Washington	1987
Chris Rainey	1988-89
Randy Henry	1989
Kevin Wallace	1990
Warren Kidd	1991, '93
Milton Dean	1994
Nod Carter	1997
Aylton Tesch	1998

SECOND TEAM ALL-OVC

Rick Campbell	1981-82
Andrew Tunstill	1986
Dwayne Rainey	1987
Randy Henry	1988
Ty Baynham	1988
Kerry Hammonds	1989
Warren Kidd	1992
Robert Taylor	1992-93
Nod Carter	1996
Roni Bailey	1997
Fernando Ortiz	2000

HONORABLE MENTION ALL-OVC

Ray Kempf	1964
Billy Martin	1965
Russell Smith	1984
Doug Lipscomb	1984
Kerry Hammonds	1986
Randy Henry	1987
Gerald Harris	1989-90
Chris Ingram	1991
Kelvin Hammonds	1992
Quincy Vance	1992
Tim Gaither	1995-96
Aylton Tesch	1996
Freddie Martinez	1998
Cedrick Wallace	2000

OVC PLAYER OF THE YEAR

George Sorrell	1975
Tim Sisneros	1976
Jerry Beck	1981-82

OVC NEWCOMER OF THE YEAR

David Washington	1995
Nod Carter	1996
Aylton Tesch	1996
Cedrick Wallace	1999

OVC TOURNAMENT MVP

Steve Peeler	1975
Bob Martin	1977





- HONORS & AWARDS -

ALL-OVC TOURNAMENT TEAM

Ken Trickey	1953-54
Sam Smith	1954
Doug Shrader	1955
Willie Brown	1967
Steve Peeler	1975
Tim Sisneros	1976
Bob Martin	1977
Greg Joyner	1978-79
Jerry Beck	1981-82
Rick Campbell	1982
Lonnie Thompson	1985
James Johnson	1985
Kim Cooksey	1985-86
Lee Campbell	1986
Kerry Hammonds	1989
Randy Henry	1989
Gerald Harris	1989
Robert Taylor	1991
Warren Kidd	1991
Aylton Tesch	1998

OVC COACH OF THE YEAR

Jimmy Earle	1974, '77
Bruce Stewart	1989



- LETTERWINNERS -

A					
Ernest Abercrombie	1972	Tharone Chilton	2014	Jim Ghibaudy	1964-66
Chester Adair	1956	Kenyata Chisholm	2000	Gavin Gibson	2012-15
Travis Akin	1957	Raleigh Choice	1983-84	Zane Gibson	2011-14
Eric Allen	2008-09	Greg Christian	1991	Broderick "Rod" Gilchrist	2008
Fred Allen	1974-76	Keith Christmas	2004-05	Velvius Goodloe	1995-96
Malachi Allen	1997-98	Hal Christianson	1956	Antonio Green	2019-present
Charles Anderson	2002	Raymond Cintron	2012-13	Demetrius "Duna" Green	2008-09
Marcus Anderson	1998	David Clark	1990, '93	Leslie Gregory	1988
Kelechi "K.C." Anuna	2008-11	Bobby Clark	1992-95	Tommy Griffith	1954-56
Greg Armstrong	1978-79	Jeff Clifton	1991	Tommy Gunn	2001-04
Darren Avery	2006-09	Johnny Cobb	1999-00		
Kent Ayer	1995-99	Derry Cochran	1968-71	H	
Ricky Azantilow	1995	Jay Cole	1966-67	Xavier Habersham	2016-17
		Leroy Coleman	1977-80	Montarrio Haddock	2009-10
		Keith Connor	2003-04	Lucious "Buck" Hailey	1981-82
		Tony Cook	1987	Donaries "Dino" Hair	2006-09
		Kim Cooksey	1985-86	Ray Hammers	1958-60
		Quavius Copeland	2016-17	Kelvin Hammonds	1991-92
		Tim Corder	1991-92	Kerry Hammonds	1985-87, '89
		Anthony "Ant" Crump	2019-present	Kerry Hammonds II	2011-14
		Michael Cuffee	2004-05	Kevin "K.J." Harden	1995-98
		Francis "Fats" Cuyler	2005-06	Chris Harris	1979-82
				Darnell Harris	2014-16
		D		Frank Harris	1967-68
		Paul Dailey	1960-62	Gerald Harris	1987-90
		Frank "Slim" Davis	1956-58	James "Tookie" Hawthorne	2018-19
		LaRae Davis	1983-84	Cordell Haynie	1979
		Ramond Davis	1991-93	Jim Henry	1956
		Mike Dean	2004-05	Randy Henry	1986-89
		Milton Dean	1993-94	Cory Herald	2011
		LaRon Dendy	2012	Uriah Hethington	2008
		John Denen	1979	Jani Hiltunen	2000-01
		Clint Dennison	1976-78	Tom Hogshead	1951-55
		Tyrik Dixon	2017-18	Paul Holland	1960-62
		Dwayne Dorsey	1982-83	John Hopson	2007-08
		Jim "Snag" Drew	1970-73	Bud Howard	2006
		Shawn Driskill	1994-95	Fred Howard	1967-68
		Richard Duncan	1997-99	Theryn Hudson	2005-08, '10
		Wes Durrant	2004-06	Terry Hughes	1997-98
				John "Helicopter" Humphrey	2002-03
		E		Jeff Hunter	1989-92
		Rod Emanuel	2009-11	Neiko Hunter	2013-14
		Julian Edmonson	2012	Jerry Hurst	1957-58
		F			
		Junior Farquhar	2019	I	
		Dave Fesko	1972	Chris Ingram	1988-91
		Chuck Fieldler	1965-67	Leon Issac	1984-85
		Roger Fisher	1969-71	Jacob Ivory	2015-16
		Curtis Fitts	1978-81		
		Oscar Fitzgerald	1958	J	
		Aldonis Foote	2015-17	Barry Jackson	1965
		G. Nelson Forrester	1948-52	Titus Jackson	1990
		Mike Frost	1979-82	Steven Jackson	2001-04
				Tavarres Jefferson	2014
		G		Mike Jeesee	1972
		Karl Gamble	2016-19	Marvin Jinette	1955-57
		Tim Gaither	1993-96	Antwain Johnson	2017-18
		James Gallman	2010-13	James "JJ" Johnson	1985-86
		Bobby Gardner	1965-67	Jayce Johnson	2019-present
				Jeff Johnson	1992



- LETTERWINNERS -

Jermale Wilkerson	2001-02
D'Marius Wilkes	2001-02
Demario Williams	2008-10
JaCorey Williams	2017
Bob Williamson	1957-59
Ron Wilmouth	1962-64
Brad Wilson	1970
Bryant Woodford	1984
Kenon Wright	1994
Y	
Bubba Yarbrough	1970-72
Desmond "Boogie" Yates	2007-10
Ted York	1956-57
Kyle Young	2004-07



ONE OF ONE



GIANNIS ANTETOKOUNMPO
nike.com/basketball



GoBlueRaiders.com



@MT_MBB



MTMENS BASKETBALL



MT_MBB



GoBlueRaiders.com