

2018-19

A New Era of

MIDDLE TENNESSEE MEN'S BASKETBALL



ANTONIO GREEN

NICK MCDEVITT

DONOVAN SIMS



MEDIA GUIDE



GOBLUERAIDERS.COM

BLUE RAIDERS



JAMES HAWTHORNE

REGGIE SCURRY

KARL GAMBLE



NOVEMBER

LEES-MCRAE MURPHY CENTER ** MURFREESBORO, TENN.	6
MILLICAN MURPHY CENTER ** MURFREESBORO, TENN.	9
AT BELMONT NASHVILLE, TENN.	12
CHARLESTON SOUTHERN MURPHY CENTER ** MURFREESBORO, TENN.	16
VS VIRGINIA PARADISE ISLAND, BAHAMAS	21
VS BUTLER OR DAYTON PARADISE ISLAND, BAHAMAS	22
VS TBA PARADISE ISLAND, BAHAMAS	23

DECEMBER

LIPSCOMB MURPHY CENTER ** MURFREESBORO, TENN.	1
AT VANDERBILT NASHVILLE, TENN.	5
MURRAY STATE MURPHY CENTER ** MURFREESBORO, TENN.	8
AT TOLEDO TOLEDO, OHIO	15
VS OLE MISS BRIDGESTONE ARENA ** NASHVILLE, TENN.	21
AT RHODE ISLAND KINGSTON, R.I.	30

JANUARY

FIU MURPHY CENTER ** MURFREESBORO, TENN.	3
FLORIDA ATLANTIC MURPHY CENTER ** MURFREESBORO, TENN.	5
AT SOUTHERN MISS HATTIESBURG, MISS.	10
AT LA TECH RUSTON, LA.	12
UTSA MURPHY CENTER ** MURFREESBORO, TENN.	17
UTEP MURPHY CENTER ** MURFREESBORO, TENN.	19
AT RICE HOUSTON, TEXAS	24
AT NORTH TEXAS DENTON, TEXAS	26
UAB MURPHY CENTER ** MURFREESBORO, TENN.	30

FEBRUARY

AT UAB BIRMINGHAM, ALA.	2
CHARLOTTE MURPHY CENTER ** MURFREESBORO, TENN.	7
OLD DOMINION MURPHY CENTER ** MURFREESBORO, TENN.	9
AT WKU BOWLING GREEN, KY.	14
AT MARSHALL HUNTINGTON, W.VA.	16

CONFERENCE USA BONUS PLAY
FEB. 25 - MARCH 9 ** DESTINATIONS TBA

MARCH

CONFERENCE USA CHAMPIONSHIP FRISCO, TEXAS	13-16
--	-------

OUR TOWN.
OUR TEAM.

GENERAL INFORMATION





- TABLE OF CONTENTS -



i GENERAL INFORMATION

Table of Contents	2
Quick Facts	3
Media Information	4-5
Preseason Notebook	6
Conference USA	7-9

📅 SCHEDULE/OPPONENTS

2018-19 Schedule	11
2018-19 Opponents	12-17

MT 2018-19 BLUE RAIDERS

2018-19 Roster	19
3 Donovan Sims	20-21
4 James Hawthorne	22-23
14 Chase Miller	24-25
15 TJ Massenburg	26-27
25 Karl Gamble	28-29
55 Antonio Green	30-31
0 Anthony Crump	32
1 Junior Farquhar	33
2 DeAndre Dishman	34
10 Jayce Johnson	35
22 Reggie Scurry	36
23 C.J. Jones	37
24 Darnell Butler Jr.	38
Radio/TV Roster	39
Nick McDevitt	40-41
Sean Dixon	42
Wes Long	43
Andre Morgan	44
Kerry Hammonds II	45
Support Staff	46-47

🏀 2017-18 REVIEW

2017-18 Results	49
2017-18 Statistics	50
2017-18 Game-By-Game	51
2017-18 Miscellaneous	52
2017-18 Box Scores	53-75
Conference USA Review	76

|| HISTORY/RECORDS

Individual Records	78-86
1,000-Point Scorers	87-92

Team Records	93-96
Miscellaneous Records	97
Murphy Center Records	98-99
Conference USA Game Records	100-101
Double-Doubles	102-107
Overtime Games	108
100-Point Games	109
Yearly Leaders	110-115
Year-By-Year Stats	116
Year-By-Year Results	117-133
All-Time Series Record	134-153
Regular Season Tournaments	154-155
Conference Tournaments	156-157
C-USA Tournament Records	158-159
Postseason Tournaments	160
NCAA Tournament Records	161-162
NIT Records	163-164
CIT Records	165-166
Honors & Awards	167-169
Letterwinners	170-172
Notes	173-175

CREDITS

The 2018-19 Middle Tennessee Men's Basketball Media Guide is a product of the Athletic Communications Department.

Editor: Eric Beovich
Design & Layout: Eric Beovich
Cover & Graphic Design: Brent Beerends
Editorial Assistance: Harrison Huntley, Jim Simpson, Tony Stinnett and Josh Vardaman
Printing: MTSU Printing Services

Mission Statement: The MTSU athletic program promotes excellence in athletics and provides academic and athletic opportunities for every student-athlete, the University, and the community. Building on tradition, the program advances the University's regional and national stature and creates opportunities for innovative partnerships throughout the region. Middle Tennessee State University continually works to maximize human, financial, and physical resources to create and heighten the quality of its sports programs.

0918-6580 / Middle Tennessee State University does not discriminate on the basis of race, color, national origin, sex, or disability. See our full policy at www.mtsu.edu/titleix.



- QUICK FACTS -

UNIVERSITY INFORMATION

Location	Murfreesboro, Tenn.
Founded	1911
Enrollment	21,630
President	Dr. Sidney McPhee
Director of Athletics	Chris Massaro
Nickname	Blue Raiders
Colors	Royal Blue (PMS 300) & White
Affiliation	Division I
Conference	Conference USA
Arena	Murphy Center
Capacity	11,520
Record	480-156 (.755)
Ticket Office	(615) 898-2103

BASKETBALL STAFF

Head Coach	Nick McDevitt
Alma Mater	UNC Asheville (2001)
Record at MT (Seasons)	1st Season
Career Record (Seasons)	98-66/.598 (5)
Assistant Coach	Sean Dixon, 1st Season
Alma Mater	Presbyterian (2007)
Assistant Coach	Wes Long, 1st Season
Alma Mater	Clemson (2004)
Assistant Coach	Andre Morgan, 1st Season
Alma Mater	North Georgia (2010)
Director of Operations	Kerry Hammonds II, 2nd Season
Alma Mater	Middle Tennessee (2014)
Athletic Trainer	Reese Shivers, 3rd Season
Alma Mater	LSU (2013)
Strength Coach	Zach Willis, 5th Season
Alma Mater	Middle Tennessee (2012)
MBB Secretary	Amy Kincaid
Office Phone	(615) 898-2916

TEAM INFORMATION

2017-18 Overall Record	25-8
C-USA Record (Finish)	16-2 (First)
C-USA Tournament	No. 1 seed
Quarterfinal	(9) USM 71, (1) MT 68 (OT)
Starters Returning/Lost	0/5
Letterwinners Returning/Lost	4/10
Newcomers	7

BASKETBALL HISTORY

Season of Basketball	96th
First Season	1913-14
All-Time Record	1,231-1,045
NCAA Tournament Appearances (Record)	9 (4-9)
Seasons	1975, 77, 82, 85, 87, 89, 2013, 16, 17
NIT Appearances (Record)	4 (5-4)
Seasons	1986, 88, 2012, 18
CIT Appearances (Record)	2 (0-2)
Seasons	2010, 15

ATHLETIC COMMUNICATIONS

Associate AD/Communications	Mark Owens
Associate Director	Tony Stinnett
Assistant Director	Eric Beovich
Multimedia Specialist	Nathan Wallach
Social Media Coordinator	Brent Beerends
Staff Writer	Josh Vardaman
Communications Assistant	Janelle Johnson
Communications Assistant	Brendan English
Communications Assistant	Tyler Schiefelbein
Communications Assistant	Harrison Huntley
Video Assistant	Bailey White
Student Intern	Tyler Lamb
Student Intern	Anthony Fiorella

Mailing Address

Athletic Communications
Middle Tennessee
1500 Greenland Drive
Murfreesboro, TN 37132
(615) 898-2968
(615) 898-5626

Phone Fax



MBB Primary Contact

Eric Beovich
Mississippi State (2015)
O: (615) 904-8115
C: (850) 723-8134
Beovich@GoBlueRaiders.com
@EricB424



MBB Secondary Contact

Harrison Huntley
Charleston Southern (2018)
O: (615) 904-2378
C: (919) 802-0238
Huntley@GoBlueRaiders.com
@hhuntley17

SOCIAL MEDIA

Middle Tennessee Athletics	Blue Raider Athletics
Facebook	@MTAthletics
Twitter	@MTAthletics
Instagram	@MT_Athletics
Snapchat	
Middle Tennessee Men's Basketball	MTSU Men's Basketball
Facebook	@MT_MBB
Twitter	@MT_MBB
Instagram	@MT_MBB
Head Coach Nick McDevitt	@MTCoachNick
Twitter	
Assistant Coach Sean Dixon	@MT_CoachDix
Twitter	
Assistant Coach Wes Long	@MT_CoachWesLong
Twitter	
Assistant Coach Andre Morgan	@CoachDreMorgan
Twitter	
Conference USA	Conference USA
Facebook	@ConferenceUSA
Twitter	@ConferenceUSA
Instagram	@ConferenceUSA





- MEDIA INFORMATION -

BRANDING/PREFERRED REFERENCES

While Middle Tennessee State University and MTSU are our full name and abbreviation and are not incorrect, our preference is to be referred to as Middle Tennessee or MT for athletic purposes. The following are examples of unwelcome references:

Middle	Mid. Tenn. St.
M. Tennessee	MTS
Mid. Tenn.	UMT

For more on correct references and branding, or to acquire officially licensed Middle Tennessee logos, please contact Sports Information Director Eric Beovich via e-mail.

DIRECTIONS TO MURPHY CENTER

From Nashville International Airport: Enter Briley Parkway continuing south to the Interstate 24 junction. Take I-24 East to Exit 76 and turn left onto Medical Center Parkway. Follow Medical Center Parkway to Memorial Boulevard. Go left on Memorial to Clark Boulevard. Turn right on Clark Boulevard (at BP station). Follow Clark Boulevard (which becomes Middle Tennessee Boulevard) to intersection at Greenland Drive. Turn left on Greenland Drive. Murphy Center and parking lot are located to the right.

From Nashville: From I-24 East, take Exit 76 and turn left onto Medical Center Parkway. Follow Medical Center Parkway to Memorial Boulevard. Go left on Memorial to Clark Boulevard. Turn right on Clark Boulevard (at BP station). Follow Clark Boulevard (which becomes Middle Tennessee Boulevard) to intersection at Greenland Drive. Turn left on Greenland Drive. Murphy Center and parking lot are located to the right.

From Chattanooga: Take I-24 West to Exit 81; follow U.S. Highway 231 North to Middle Tennessee Boulevard. Turn right and take Middle Tennessee Boulevard to intersection at Greenland Drive. Turn right onto Greenland Drive. Murphy Center and parking lot are located to the right.

From Knoxville: Take Interstate 40 West to Lebanon and exit onto U.S. Highway 231 South and follow approximately 25 miles to Clark Boulevard in Murfreesboro; turn left on Clark Boulevard. Follow Clark Boulevard (which becomes Middle Tennessee Boulevard) to intersection at Greenland Drive. Turn left on Greenland Drive. Murphy Center and parking lot are located to the right.

From Birmingham, AL: Take I-65 North to I-840 East. Take I-840 East towards Murfreesboro to I-24 East. Take Exit 76 and turn left onto Medical Center Parkway. Follow Medical Center Parkway to Memorial Boulevard. Go left on Memorial to Clark Boulevard. Turn right on Clark Boulevard (at BP station). Follow Clark Boulevard (which becomes Middle Tennessee Boulevard) to intersection at Greenland Drive. Turn left on Greenland Drive. Murphy Center and parking lot are located to the right.

WEEKLY TEAM MEDIA AVAILABILITY

Head Coach Nick McDevitt and members of the Blue Raider men's basketball team will be available only on Tuesdays prior to practice unless otherwise announced. Tuesday practices are open to the media following interview availability. Please contact Sports Information Director Eric Beovich via e-mail with your requests in advance or if an interview is needed outside of the normal weekly media availability.

E-MAIL SERVICE

Middle Tennessee men's basketball releases and other information can be obtained electronically by contacting Sports Information Director Eric Beovich via e-mail. This is a media service only.

MEDIA CREDENTIALS

Arrangements for media credentials for the 2018-19 men's basketball season should be directed to Sports Information Director Eric Beovich via e-mail. Priority issuance of credentials will be given to daily media outlets that cover Middle Tennessee men's basketball on a regular basis. Other credential requests will be fulfilled on a space-available basis.

PHOTO/VIDEO CREDENTIALS

Arrangements for photo or video credentials for the 2018-19 men's basketball season should be directed to Sports Information Director Eric Beovich via e-mail. Priority issuance of credentials will be given to daily media outlets television stations that cover Middle Tennessee men's basketball on a regular basis. Other credential requests will be fulfilled on a space-available basis.

NBA SCOUT CREDENTIALS

Arrangements for NBA Scout credentials for the 2018-19 men's basketball season should be directed to Sports Information Director Eric Beovich via e-mail. Press row seating will be provided only if space is available, but scouts will be provided with one seat in the arena's lower bowl. Media guides, game notes and flipcards will also be provided for scouts when requested.

RADIO COVERAGE

Radio broadcast permission and press row reservations must be obtained in advance. Middle Tennessee maintains a courtesy line for use by schools who can provide reciprocal arrangements for the Blue Raider Network. A radio station wishing to obtain an ISDN line must contact Sports Information Director Eric Beovich via e-mail.

MEDIA PARKING

Parking space can be reserved with a request received by Sports Information Director Eric Beovich via e-mail at least one working day prior to the game. Media parking is located in the Greenland Drive parking lot. Satellite trucks will park on the north side of the Floyd Stadium pressbox and will enter off Middle Tennessee Boulevard via the fire lane just north of the Faulkinberry Road entrance.

GENERAL INFORMATION



MEDIA WILL CALL

For members of the media wishing to pick their credential up at media will call, it is located on the upstairs concourse on the northeast corner inside Murphy Center.

INTERNET ACCESS

Press row in Murphy Center is equipped with high-speed wireless internet. Media wishing to utilize the wireless internet simply need to connect to the Murphy Guest wireless network.

INTERNET GUIDELINES

The acceptance of media credentials is an acknowledgement of Middle Tennessee's rights to the game and play-by-play coverage and an outlet's agreement to abide by any restrictions Middle Tennessee may place on real-time play-by-play coverage and use of comprehensive game statistics. Failure to abide by these restrictions implemented by MT may result in revocation of press credentials.

Middle Tennessee reserves the right to grant approval for distribution of real-time play-by-play, game-related statistics, and information through the internet. ("real time" is defined as any online media providing live, continual play-by-play coverage, in-game statistics, digital photographs, or audio or video of an event.)

POSTGAME INTERVIEWS

After a 10-minute cooling off period, requested players and Head Coach Nick McDevitt will be made available to the media. The Blue Raider locker room is CLOSED both at home and on the road. At home, interviews will be conducted in the media room. On the road, requested players and Coach Davis will be brought to a designated area outside the locker room or to the visiting media room.

POSTGAME SERVICES

Complete individual and team statistics, play-by-play and postgame quotes will be available to the media following each game. One hour prior to tipoff, media packets containing game programs, flipcards, updated stats and game notes will be distributed in the media working area. A pregame meal is served in the media area 90 minutes before tipoff.

RECRUITS

Per NCAA bylaws, media members may not have any contact with a prospect or their family members during on-campus visits (official or unofficial) of any sort. This includes in-person conversations, phone calls, text messages, e-mails, social media, etc.

WEBSITE

All of Middle Tennessee's press releases and statistics, as well as other information pertaining to the Athletic Department and men's basketball program, can be accessed at GoBlueRaiders.com. For more in-depth updates during the game, follow [@MTAthletics](https://twitter.com/MTAthletics) and [@MT_MBB](https://twitter.com/MT_MBB) on Twitter.

BLUE RAIDER NETWORK

Blue Raider basketball is on the air! The 2018-19 basketball season marks the 11th year of the Blue Raider Network under the umbrella of a joint venture between Middle Tennessee Athletics and Learfield Sports Marketing and continues a tradition of broadcasts dating back over 60 years.

The Blue Raider Network, which actually debuted in the 1940s, can be heard across the entire midstate area on ESPN Nashville Game 2 (94.9/95.1), NewsRadio WGNS in Murfreesboro (1450/100.5/101.9), and WDUC "The Duck" (93.9) in southern Middle Tennessee.

The combination of these three stations provides coverage to Middle Tennessee sports fans in a near 100-mile radius of Murfreesboro.

Game 2, WGNS, and The Duck will carry all Blue Raider football and men's basketball games along with the Rick Stockstill and Nick McDevitt LIVE! radio shows.

WGNS, which made its return to carrying Blue Raider Athletics in 2005, blankets the local area by reaching to McMinnville to the east, Columbia to the west and Gallatin to the north.

ESPN Nashville Game 2 has two signals that will carry all basketball broadcasts. Listeners in the Nashville area and north can tune in at 94.9 FM while Rutherford County listeners can listen on 95.1 FM.

WDUC "The Duck" originates its signal from Lynchburg, TN and covers the entire southern tier of the midstate and into North Alabama.

All Blue Raider football, men's and women's basketball and baseball broadcasts can also be heard on the Internet at GoBlueRaiders.com, the Blue Raider Gameday app, and on the TuneIn app on the Blue Raider Network's exclusive channel.

Nick McDevitt LIVE!

The Blue Raider Network carries Nick McDevitt LIVE! on all of the over the air and streaming outlets each Monday night from 7-8 p.m. The show airs from Sam's Sports Grill in Murfreesboro during the season and is open to the public.





- PRESEASON NOTEBOOK -

MCDEVITT ERA BEGINS IN MURFREESBORO

- ◆ After spending the last 21 college basketball seasons with his hometown UNC Asheville Bulldogs, the first four of which came as a player while the last five were as head coach, Nick McDevitt begins a new journey as he takes over the Middle Tennessee men's basketball program in 2018-19
- ◆ McDevitt helped the Bulldogs to a 40-26 record during his two seasons as an associate head coach in Asheville, helping cement him as the successor to former head coach Eddie Biedenbach
- ◆ After being named head coach in 2013, McDevitt led the Bulldogs to a 98-66 record over five seasons, including three consecutive 20-win seasons and postseason appearances to close out his time in Asheville
- ◆ Upon the opening tip on Nov. 6, McDevitt will boast the 10th most wins nationally among Division I head coaches under the age of 40 while his staff will rank as the eighth youngest in Division I basketball with an average age of 35 years, 289 days

THE INS AND THE OUTS

- ◆ With all five starters and four other scholarship letterwinners out of the picture, Middle Tennessee will have several statistical categories to fill in this season

Category	Returning	Total	%Returning
Starts	13	165	7.9%
Minutes	1,011	6,650	15.2%
Points	252	2,479	10.2%
Rebounds	177	1,081	15.0%
Assists	57	468	12.2%
Blocks	20	76	26.3%
Steals	26	201	12.9%

- ◆ Entering the 2018-19 season, Middle Tennessee returns only 15.2% of their minutes played from a season ago, the fifth least in the nation behind only Mount St. Mary's (7.0%), UNC Asheville (7.9%), Idaho (10.6%) and Wichita State (11.2%)
- ◆ The Blue Raiders also ranked seventh nationally in least returning starts (13), percent of starts returning (7.9%) and least returning points (252) and sixth in percent of points returning (10.2%)
- ◆ The 329 career points by Middle Tennessee players in a Blue Raider uniform is tied with Idaho for the fifth least nationally behind Mount St. Mary's (103), UT Arlington (130), UNC Asheville (141) and Chattanooga (241)

LOOKING TO MAKE A SPLASH

- ◆ The Blue Raiders fly to tropical Paradise Island for Thanksgiving week to take part in the Battle 4 Atlantis and will have the opportunity to make a splash as multiple top-flight programs will be in the field
- ◆ Middle Tennessee opens the tournament against last season's No. 1 overall seed in the NCAA Tournament, the Virginia Cavaliers, before facing either Butler or Dayton in the second round
- ◆ The opposite side of the bracket will feature Power 5 programs Florida, Oklahoma, Stanford and Wisconsin

BONUS PLAY, EXPLAINED

- ◆ Conference USA announced its move to an innovative new scheduling system in May and rolled out the full league schedule in July to much national praise
- ◆ The final four games of MT's conference slate will be determined by their placement in the standings through the first 14 games, giving MT two home games and two road games against similarly ranked teams to close out the season
- ◆ The system was put in place to help improve seeding and increase the number of teams from the league that advance to postseason play by strengthening schedules of the league's leaders late in the season

LEAGUE LEADERS

- ◆ Middle Tennessee has 124 total wins since joining Conference USA in 2013-14, the most among current C-USA members, while its 68 league wins in that span also paces the league

Total Wins	C-USA Wins
MT - 124	MT - 68
LA Tech - 119	LA Tech - 61
ODU - 113	ODU - 61
UAB - 101	WKU - 55
WKU - 97	UAB - 54

TENNESSEE'S FINEST

- ◆ Of the 12 NCAA Division I teams in the state of Tennessee, Middle Tennessee has had more success than any other since 2011-12 with 179 total wins in the last seven seasons

1. Middle Tennessee - 179
2. Belmont - 167
3. Memphis - 159
4. ETSU - 137
5. Tennessee - 136
6. Vanderbilt - 127
7. Chattanooga - 119
8. Tennessee Tech - 109
9. Lipscomb - 109
10. Tennessee State - 100
11. UT Martin - 91
12. Austin Peay - 86

MURPHY MADNESS

- ◆ Middle Tennessee has been one of the best home teams in the country in recent years, holding a 92-15 record in the Murphy Center since the beginning of the 2011-12 season, which includes a perfect 16-0 record in 2012-13

2011-12: 15-2	2015-16: 10-3
2012-13: 16-0	2016-17: 13-2
2013-14: 14-2	2017-18: 12-2
2014-15: 12-4	

GOING STREAKING

- ◆ Middle Tennessee has made a 3-pointer in 707 consecutive games, a streak that spans more than 21 seasons and is the 24th longest streak in the nation, with the last time it failed to convert a trey coming on Jan. 20, 1996 against Morehead State



CONFERENCE USA

Conference USA begins its 24th year in 2018-19 as it continues to compete and promote the success of its student-athletes. The league has adapted to the ever-changing landscape of collegiate athletics over nearly a quarter of a century, but the commitment to excellence, integrity, leadership and its student-athletes in competition, academics and community is unwavering.

Conference USA enjoys a far-reaching fan base with its 14 members: Charlotte, FIU, Florida Atlantic, Louisiana Tech, Marshall, Middle Tennessee, North Texas, Old Dominion, Rice, Southern Miss, UAB, UTEP, UTSA and WKU.

Debuting in 1995, Conference USA teams have combined for 109 bowl appearances in football, 108 NCAA Tournament appearances in basketball, including three Final Fours, 71 NCAA baseball appearances including six College World Series berths, 93 NCAA soccer tournament appearances including four trips to the College Cup, and 39 individual national champions in track and field and cross country.

Success is not limited to athletic achievement, however, as 231 Conference USA student-athletes have garnered Academic All-America honors, 775 have achieved academic all-district laurels and thousands of student-athletes have earned a college degree.

Conference USA sponsors competition in 19 sports – nine for men (baseball, basketball, cross country, football, golf, soccer, tennis, and indoor and outdoor track and field) and 10 for women (basketball, cross country, golf, soccer, softball, swimming and diving, tennis, indoor and outdoor track and field, and volleyball).

The league promotes the scholar-athlete ideal, honoring outstanding academic achievement with numerous conference-sponsored awards, including the Commissioner's Honor Roll and the Commissioner's Academic Medal as well as sport-specific All-Academic teams.

C-USA annually awards postgraduate scholarships, along with the Sport Academic Awards, Scholar-Athletes of the Year and the Institutional Academic Excellence Award. Additionally,

Conference USA presents a Spirit of Service Award three times each year, recognizing student-athletes who excel on the field, in the classroom and give back to the community through significant service efforts and participation.

SUCCESS ON THE PLAYING FIELD

Conference USA performers have achieved great success in competition, placing the league among the top conferences in the nation.

Football

- 109 teams have earned bowl bids
- Eligible for the College Football Playoff
- Conference USA has nine bowl affiliations through the 2019 season, securing a minimum of six berths annually. Conference USA has primary bowl tie-ins with the Bad Boy Mowers Gasparilla Bowl, Bahamas Bowl, Cheribundi Tart Cherry Boca Raton Bowl, Gildan New Mexico Bowl, Hawai'i Bowl, R+L Carriers New Orleans Bowl, and Zaxby's Heart of Dallas Bowl, along with secondary arrangements with the Frisco Bowl and the Walk-On's Independence Bowl.

Men's Basketball

- 131 postseason teams (55 NCAA, 50 NIT, 13 CBI, 11 CIT, 2 LV16)
- One National Championship title game appearance
- Three Final Four teams
- Seven Elite Eight NCAA Tournament teams
- One NIT Champion and five NIT semifinalists
- 2 CBI Champions
- One CIT Champion
- Inaugural Las Vegas 16 Champion

Women's Basketball

- 53 NCAA Tournament appearances
- 63 WNIT appearances
- One Sweet 16 NCAA Tournament team
- Three WNIT semifinalists
- Two WBI Champions





- CONFERENCE USA -

Baseball

- 71 NCAA appearances
- Six College World Series appearances (2009, 2008, 2007, 2006, 2005 and 2001)
- 14 Super Regional appearances
- Has produced at least four NCAA teams in 10 of the past 15 seasons

In addition to the numerous NCAA Tournament berths, C-USA has sent four men's soccer teams to the NCAA College Cup, three softball teams to the Women's College World Series and three volleyball teams to the NCAA Sweet 16. The league has also had 39 national champions in NCAA track and field competition, one national champion in diving, and numerous NCAA individual and team competitors in cross country, golf, swimming, tennis, and track and field. Overall, Conference USA teams and individuals have made more than 2,000 NCAA appearances.

SUCCESS OFF THE FIELD

C-USA institutions are among the nation's best in academic performance of student-athletes, bolstered by the fact that student-athletes at league schools have a higher graduation rate than the general student population. Among C-USA's 5,000 student-athletes, there are champions of the playing field as well. In 22 years, more than 33,000 student-athletes have been named to the Commissioner's Honor Roll or received the Commissioner's Academic Medal, indicative of outstanding achievement in the classroom.

C-USA ON TV

C-USA enjoys significant television exposure through partnerships with CBS Sports Network, Stadium, beIN SPORTS and ESPN. The multi-tiered selection process that is rooted in partnering with all four networks provides extensive national exposure for football, men's and women's basketball, and all other conference sports.

C-USA membership include institutions within eight of the Top 40 media markets and four in the Top 25 according to Nielsen. C-USA home markets this year will include more than 13 million TV households, a 30 percent increase from four years ago.

CUSA TV

CUSA.TV officially launched in the Summer of 2016 making all non-televised team sports available as part of a subscription package. The site offers all events in one location so fans can watch home and away matchups of their favorite team or season long events from their favorite sport. The site showcases weekly feature stories as well as postgame interviews, players of the week highlights and other exciting content.

C-USA IN THE COMMUNITY

The conference's current footprint is concentrated with 14 members in 10 states and a combined area population of more than 30 million. With a commitment to community involvement, the conference developed several initiatives to maintain strong ties in C-USA cities, as well as with fans and alumni across the country. C-USA schools also place a prior-

ity on giving back to their communities through volunteer service with local and national organizations. Individually, student-athletes are recognized each season through the Spirit of Service award.

GOVERNANCE

Conference USA has significant representation in the NCAA governance structure. The presidents of the member institutions serve as the league's Board of Directors.

A PROUD HISTORY

Conference USA was formed in 1995 and quickly emerged as one of the nation's top conferences. The conference unveiled its name, logo and commissioner April 24, 1995, in Chicago. The league's charter members were Charlotte, Cincinnati, DePaul, Houston, Louisville, Marquette, Memphis, Saint Louis, Southern Miss, Tulane, UAB and USF. Eleven of the institutions began athletic participation in 1995, while Houston joined competition in the fall of 1996.

The league's headquarters were established in Chicago and, after nine years, relocated to the current office in Irving, Texas. Britton Banowsky was named Commissioner in October 2002, succeeding Mike Slive, the league's first Commissioner. In October 2015, Judy MacLeod became the league's third Commissioner.

C-USA added East Carolina (September, 1996) and the United States Military Academy (March, 1997) as football members. ECU began league competition in 1997; Army in 1998 and UAB began football play in 1999. The league brought in TCU and ECU (1999) for all sports and they began competition in 2001. USF started C-USA football in 2003. Marshall, Rice, SMU, Tulsa, UCF and UTEP became full-time Conference USA members for all sports in 2005.

In 2013, charter member Charlotte returned to C-USA and was joined by new members FIU, Florida Atlantic, Louisiana Tech, Middle Tennessee, North Texas, Old Dominion and UTSA. WKU joined the league on July 1, 2014.

GENERAL INFORMATION





CONFERENCE USA PRESEASON POLL

1. WKU (9)	8. UAB
2. Marshall (5)	9. Middle Tennessee
3. Old Dominion	10. FIU
4. North Texas	11. UTEP
5. UTSA	12. Florida Atlantic
6. LA Tech	13. Charlotte
7. Southern Miss	14. Rice

CONFERENCE USA PRESEASON TEAM

Jon Davis	Sr.	G	Charlotte
Daquan Bracey	Jr.	G	Louisiana Tech
Jon Elmore	Sr.	G	Marshall
C.J. Burks	Sr.	G	Marshall
Roosevelt Smart	Jr.	G	North Texas
Ahmad Caver	Sr.	G	Old Dominion
B.J. Stith	Sr.	G	Old Dominion
Zack Bryant	So.	G	UAB
Jhivvan Jackson	So.	G	UTSA
Taveion Hollingsworth	So.	G	WKU
DeSean Murray	Gr.	F	WKU



Dates: March 13-16, 2019
Location: Frisco, Texas
Venue: Ford Center at The Star

GAME SCHEDULE

<i>Wed., March 13</i>	
Game 1 (ESPN3/ESPN+)	6:00 PM
Game 2 (ESPN3/ESPN+)	6:30 PM
Game 3 (ESPN3/ESPN+)	8:30 PM
Game 4 (ESPN3/ESPN+)	9:00 PM
<i>Thurs., March 14</i>	
Quarterfinal 1 (Stadium)	6:00 PM
Quarterfinal 2 (Stadium)	6:30 PM
Quarterfinal 3 (Stadium)	8:30 PM
Quarterfinal 4 (Stadium)	9:00 PM
<i>Fri., March 15</i>	
Semifinal 1 (CBS Sports Network)	12:30 PM
Semifinal 2 (CBS Sports Network)	3:00 PM
<i>Sat., March 16</i>	
C-USA Championship Game (CBS Sports Network)	7:30 PM

PAST CHAMPIONSHIP GAMES

1996	Cincinnati 85, Marquette 84 (OT)
1997	Marquette 60, Charlotte 52
1998	Cincinnati 71, Charlotte 57
1999	Charlotte 68, Louisville 59
2000	Saint Louis 56, DePaul 49
2001	Charlotte 80, Cincinnati 72
2002	Cincinnati 77, Marquette 63
2003	Louisville 83, UAB 78
2004	Cincinnati 55, DePaul 50
2005	Louisville 75, Memphis 74
2006	Memphis 57, UAB 46
2007	Memphis 71, Houston 59
2008	Memphis 77, Tulsa 51
2009	Memphis 64, Tulsa 39
2010	Houston 81, UTEP 73
2011	Memphis 67, UTEP 66
2012	Memphis 83, Marshall 57
2013	Memphis 91, Southern Miss 79 (2OT)
2014	Tulsa 69, LA Tech 60
2015	UAB 73, Middle Tennessee 60
2016	Middle Tennessee 55, Old Dominion 53
2017	Middle Tennessee 83, Marshall 72
2018	Marshall 67, WKU 66



SCHEDULE/ OPPONENTS



- 2018-19 SCHEDULE -

NOVEMBER

Tuesday	Nov 6	Lees-McRae	Murfreesboro, TN	6:30 PM
Friday	Nov 9	Milligan	Murfreesboro, TN	11:00 AM
Monday	Nov 12	@ Belmont	Nashville, TN	7:00 PM
Friday	Nov 16	Charleston Southern	Murfreesboro, TN	6:30 PM
Wednesday	Nov 21	vs. Virginia ^	Paradise Island, Bahamas	8:30 PM
Thursday	Nov 22	vs. Butler/Dayton ^	Paradise Island, Bahamas	TBA
Friday	Nov 23	vs. TBA ^	Paradise Island, Bahamas	TBA

DECEMBER

Saturday	Dec 1	Lipscomb	Murfreesboro, TN	TBA
Wednesday	Dec 5	@ Vanderbilt	Nashville, TN	6:30 PM
Saturday	Dec 8	Murray State	Murfreesboro, TN	7:00 PM
Saturday	Dec 15	@ Toledo	Toledo, OH	6:00 PM
Friday	Dec 21	vs. Ole Miss \$	Nashville, TN	7:00 PM
Sunday	Dec 30	@ Rhode Island	Kingston, RI	4:00 PM

JANUARY

Thursday	Jan 3	FIU *	Murfreesboro, TN	6:30 PM
Saturday	Jan 5	Florida Atlantic *	Murfreesboro, TN	5:00 PM
Thursday	Jan 10	@ Southern Miss *	Hattiesburg, MS	7:00 PM
Saturday	Jan 12	@ LA Tech *	Ruston, LA	4:00 PM
Thursday	Jan 17	UTSA *	Murfreesboro, TN	6:30 PM
Saturday	Jan 19	UTEP *	Murfreesboro, TN	5:00 PM
Thursday	Jan 24	@ Rice *	Houston, TX	7:00 PM
Saturday	Jan 26	@ North Texas *	Denton, TX	5:00 PM
Wednesday	Jan 30	UAB *	Murfreesboro, TN	6:30 PM

FEBRUARY

Saturday	Feb 2	@ UAB *	Birmingham, AL	7:00 PM
Thursday	Feb 7	Charlotte *	Murfreesboro, TN	6:30 PM
Saturday	Feb 9	Old Dominion *	Murfreesboro, TN	5:00 PM
Thursday	Feb 14	@ WKU *	Bowling Green, KY	7:00 PM
Saturday	Feb 16	@ Marshall *	Huntington, WV	1:00 PM
Saturday	Feb 23	TBA *	TBA	TBA
Thursday	Feb 28	TBA *	TBA	TBA

MARCH

Sunday	March 3	TBA *	TBA	TBA
Wednesday	March 6	TBA *	TBA	TBA
Saturday	March 9	TBA *	TBA	TBA
March 13-16	Conference USA Championship !		Frisco, TX	TBA

^ – Battle 4 Atlantis (Paradise Island, Bahamas)

\$ – Bridgestone Arena (Nashville, Tenn.)

* – Conference USA game

! – The Ford Center at The Star (Frisco, Texas)

All times central and subject to change



Lees-McRae Bobcats // First Meeting



11.06 // Murfreesboro, TN

General Information	Team Information	Communications
Location: Banner Elk, NC Enrollment: 921 President: Lee King Athletic Director: Craig McPhail Arena: Williams Gymnasium (1,200) Colors: Green & Gold Nickname: Bobcats Conference: Carolinas	2017-18 Record: 23-9, 13-5 2017-18 Finish: 2nd Carolinas 2017-18 Postseason: NCAA D-II Round 1 Letterwinners R/L: 6/10 Starters R/L: 2/3 Head Coach: Steve Hardin Record at School: 72-101 (6 Seasons) Career Record: 72-101 (6 Seasons)	SID: Andy Fisher Office: (828) 898-8725 Cell: (320) 583-3658 E-Mail: fishera@lmc.edu Website: lmcbobcats.com Twitter: @DunkMountain

Milligan Buffaloes // MT leads series 9-2



11.09 // Murfreesboro, TN

General Information	Team Information	Communications
Location: Johnson City, TN Enrollment: 1,239 President: Dr. William B. Greer Athletic Director: Mark Fox Arena: Steve Lacy Fieldhouse (1,000) Colors: Black & Orange Nickname: Buffaloes Conference: Appalachian Athletic	2017-18 Record: 15-14, 13-7 2017-18 Finish: 2nd AAC 2017-18 Postseason: NAIA Round 1 Letterwinners R/L: 10/6 Starters R/L: 2/3 Head Coach: Bill Robinson Record at School: 139-127 (9 Seasons) Career Record: 361-383	SID: Daniel Manget Office: (423) 461-8980 Cell: (770) 715-3131 E-Mail: dmanget@milligan.edu Website: milliganbuffs.com Twitter: @MilliganMBB

Belmont Bruins // MT leads series 22-16



11.12 // Nashville, TN

General Information	Team Information	Communications
Location: Nashville, TN Enrollment: 8,318 President: Dr. Robert C. Fisher Athletic Director: Scott Corley Arena: Curb Event Center (5,000) Colors: Navy, Red & White Nickname: Bruins Conference: Ohio Valley	2017-18 Record: 24-9, 15-3 2017-18 Finish: 2nd OVC 2017-18 Postseason: N/A Letterwinners R/L: 6/4 Starters R/L: 2/3 Head Coach: Rick Byrd Record at School: 686-340 (32 Seasons) Career Record: 778-395 (37 Seasons)	SID: Greg Sage Office: (615) 460-6988 Cell: (615) 512-3633 E-Mail: greg.sage@belmont.edu Website: belmontbruins.com Twitter: @BelmontMBB

Charleston Southern Buccaneers // First Meeting



11.16 // Murfreesboro, TN

General Information	Team Information	Communications
Location: Charleston, SC Enrollment: 3,575 President: Dr. Sonsi Costin Athletic Director: Jeff Barber Arena: Buccaneer Fieldhouse (1,000) Colors: Blue & Gold Nickname: Buccaneers Conference: Big South	2017-18 Record: 15-16, 9-9 2017-18 Finish: T-5th Big South 2017-18 Postseason: N/A Letterwinners R/L: 6/6 Starters R/L: 4/1 Head Coach: Barclay Radebaugh Record at School: 175-222 (13 Seasons) Career Record: 196-230 (14 Seasons)	SID: Kevin O'Rourke Office: (843) 863-7289 Cell: (843) 607-9612 E-Mail: korourke@csuniv.edu Website: csusports.com Twitter: @CSU_MBBall

Virginia Cavaliers // UVA leads series 1-0



11.21 // Paradise Island

General Information	Team Information	Communications
Location: Charlottesville, VA Enrollment: 22,805 President: Dr. James E. Ryan Athletic Director: Carla Williams Arena: John Paul Jones Arena (14,623) Colors: Orange & Blue Nickname: Cavaliers Conference: Atlantic Coast	2017-18 Record: 31-3, 17-1 2017-18 Finish: 1st ACC 2017-18 Postseason: NCAA Round 1 Letterwinners R/L: 8/5 Starters R/L: 3/2 Head Coach: Tony Bennett Record at School: 219-86 (9 Seasons) Career Record: 288-119 (12 Seasons)	SID: Erich Bacher Office: (434) 982-5530 Cell: (720) 318-5538 E-Mail: bacher@virginia.edu Website: virginiasports.com Twitter: @UVAHoopers

- 2018-19 OPPONENTS -

Butler Bulldogs // BU leads series 1-0



11.22 // Paradise Island

General Information	Team Information	Communications
Location: Indianapolis, IN Enrollment: 4,726 President: James Danko Athletic Director: Barry Collier Arena: Hinkle Fieldhouse (9,100) Colors: Blue & White Nickname: Bulldogs Conference: Big East	2017-18 Record: 21-14, 9-9 2017-18 Finish: 6th Big East 2017-18 Postseason: NCAA Round 2 Letterwinners R/L: 10/2 Starters R/L: 3/2 Head Coach: LaVall Jordan Record at School: 21-14 (1 Season) Career Record: 32-38 (2 Seasons)	SID: John Dedman Office: (317) 940-9414 Cell: (317) 491-5462 E-Mail: jdedman@butler.edu Website: butlersports.com Twitter: @ButlerMBB

Dayton Flyers // UD leads series 1-0



11.22 // Paradise Island

General Information	Team Information	Communications
Location: Dayton, OH Enrollment: 8,000 President: Dr. Eric Spina Athletic Director: Neil Sullivan Arena: UD Arena (13,455) Colors: Red & Blue Nickname: Flyers Conference: Atlantic 10	2017-18 Record: 14-17, 8-10 2017-18 Finish: 9th A-10 2017-18 Postseason: N/A Letterwinners R/L: 8/6 Starters R/L: 4/1 Head Coach: Anthony Grant Record at School: 1st Season Career Record: 117-85 (9 Seasons)	SID: Doug Hauschild Office: (937) 229-6390 Cell: (937) 272-4503 E-Mail: dhauschild1@udayton.edu Website: daytonflyers.com Twitter: @DaytonMBB

Florida Gators // UF leads series 2-0



11.23 // Paradise Island

General Information	Team Information	Communications
Location: Gainesville, FL Enrollment: 54,854 President: Dr. Kent Fuchs Athletic Director: Scott Stricklin Arena: Exactech Arena (10,151) Colors: Orange & Blue Nickname: Gators Conference: Southeastern	2017-18 Record: 21-13, 11-7 2017-18 Finish: 3rd SEC 2017-18 Postseason: NCAA Round 2 Letterwinners R/L: 10/2 Starters R/L: 3/2 Head Coach: Mike White Record at School: 69-37 (3 Seasons) Career Record: 170-77 (7 Seasons)	SID: Denver Parler Office: (352) 375-6135 Cell: (352) 318-3493 E-Mail: denverp@gators.ufl.edu Website: floridagators.com Twitter: @GatorsMBK

Oklahoma Sooners // First Meeting



11.23 // Paradise Island

General Information	Team Information	Communications
Location: Norman, OK Enrollment: 31,678 President: James L. Gallogly Athletic Director: Joe Castiglione Arena: Lloyd Noble Center (11,562) Colors: Crimson & Cream Nickname: Sooners Conference: Big 12	2017-18 Record: 18-14, 8-10 2017-18 Finish: 6th Big 12 2017-18 Postseason: NCAA Round 1 Letterwinners R/L: 10/5 Starters R/L: 3/2 Head Coach: Lon Kruger Record at School: 140-91 (7 Seasons) Career Record: 619-395 (32 Seasons)	SID: Ben Coldagelli Office: (405) 325-7014 Cell: (405) 246-5663 E-Mail: bcoldagelli@ou.edu Website: soonersports.com Twitter:

Stanford Cardinal // First Meeting



11.23 // Paradise Island

General Information	Team Information	Communications
Location: Palo Alto, CA Enrollment: 16,434 President: Marc Tessier-Lavigne Athletic Director: Bernard Muir Arena: Maples Pavilion (7,392) Colors: Cardinal & White Nickname: Cardinal Conference: Pac-12	2017-18 Record: 19-16, 11-7 2017-18 Finish: T-3rd Pac-12 2017-18 Postseason: NIT Round 2 Letterwinners R/L: 9/4 Starters R/L: 2/3 Head Coach: Jerod Haase Record at School: 33-33 (2 Seasons) Career Record: 113-86 (6 Seasons)	SID: Doug Drabik Office: (650) 683-5528 Cell: E-Mail: ddrabik@stanford.edu Website: gostanford.com Twitter: @StanfordMBB





- 2018-19 OPPONENTS -

Wisconsin Badgers // First Meeting



11.23 // Paradise Island

General Information	Team Information	Communications
Location: Madison, WI Enrollment: 42,041 President: Rebecca Blank Athletic Director: Barry Alvarez Arena: Kohl Center (17,287) Colors: Cardinal & White Nickname: Badgers Conference: Big Ten	2017-18 Record: 15-18, 7-11 2017-18 Finish: 9th Big Ten 2017-18 Postseason: N/A Letterwinners R/L: 5/0 Starters R/L: 11/4 Head Coach: Greg Gard Record at School: 57-36 (3 Seasons) Career Record: 57-36 (3 Seasons)	SID: Patrick Herb Office: Cell: (608) 957-2085 E-Mail: pah@athletics.wisc.edu Website: uwbadgers.com Twitter: @BadgerMBB

Lipscomb Bisons // MT leads series 32-19



12.01 // Murfreesboro, TN

General Information	Team Information	Communications
Location: Nashville, TN Enrollment: 4,585 President: Dr. L Randolph Lowry III Athletic Director: Philip Hutcheson Arena: Allen Arena (5,028) Colors: Purple & Gold Nickname: Bisons Conference: ASUN	2017-18 Record: 23-10, 10-4 2017-18 Finish: 2nd ASUN 2017-18 Postseason: NCAA Round 1 Letterwinners R/L: 12/3 Starters R/L: 5/0 Head Coach: Casey Alexander Record at School: 84-76 (5 Seasons) Career Record: 108-112 (7 Seasons)	SID: Kirk Downs Office: (615) 966-5457 Cell: (662) 322-3275 E-Mail: kirk.downs@lipscomb.edu Website: lipscombsports.com Twitter: @LipscombMBB

Vanderbilt Commodores // VU leads series 29-7



12.05 // Nashville, TN

General Information	Team Information	Communications
Location: Nashville, TN Enrollment: 6,883 President: Nicholas Zeppos Athletic Director: David Williams II Arena: Memorial Gymnasium (14,316) Colors: Black & Gold Nickname: Commodores Conference: Southeastern	2017-18 Record: 12-20, 6-12 2017-18 Finish: 13th SEC 2017-18 Postseason: N/A Letterwinners R/L: 8/6 Starters R/L: 2/3 Head Coach: Bryce Drew Record at School: 31-36 (2 Seasons) Career Record: 155-85 (7 Seasons)	SID: Andy Boggs Office: (615) 343-1847 Cell: (615) 828-8895 E-Mail: andy.boggs@vanderbilt.edu Website: vucommodes.com Twitter: @VandyMBB

Murray State Racers // MSU leads series 103-37



12.08 // Murfreesboro, TN

General Information	Team Information	Communications
Location: Murray, KY Enrollment: 10,988 President: Dr. Bob Jackson Athletic Director: Velvet Milkman Arena: CFSB Center (8,600) Colors: Navy & Gold Nickname: Racers Conference: Ohio Valley	2017-18 Record: 26-6, 16-2 2017-18 Finish: 1st OVC 2017-18 Postseason: NCAA Round 1 Letterwinners R/L: 7/5 Starters R/L: 3/2 Head Coach: Matt McMahon Record at School: 59-37 (3 Seasons) Career Record: 59-37 (3 Seasons)	SID: Dave Winder Office: (270) 809-4271 Cell: (270) 293-0566 E-Mail: dwinder@murraystate.edu Website: goracers.com Twitter: @RacersHoops

Toledo Rockets // MT leads series 4-1



12.15 // Toledo, OH

General Information	Team Information	Communications
Location: Toledo, OH Enrollment: 20,579 President: Dr. Sharon Gaber Athletic Director: Mike O'Brien Arena: John F. Savage Arena (7,014) Colors: Midnight Blue & Gold Nickname: Rockets Conference: Mid-American	2017-18 Record: 23-11, 13-5 2017-18 Finish: 1st MAC West 2017-18 Postseason: N/A Letterwinners R/L: 6/3 Starters R/L: 3/2 Head Coach: Tod Kowalczyk Record at School: 142-121 (8 Seasons) Career Record: 278-233 (16 Seasons)	SID: Steve Easton Office: (419) 530-4921 Cell: (419) 262-3953 E-Mail: steven.easton@utoledo.edu Website: utrockets.com Twitter: @ToledoMBB

SCHEDULE/OPPONENTS

- 2018-19 OPPONENTS -

Ole Miss Rebels // MT leads series 6-4



12.21 // Nashville, TN

General Information	Team Information	Communications
Location: Oxford, MS Enrollment: 23,780 President: Dr. Jeffrey Vitter Athletic Director: Ross Bjork Arena: The Pavilion at Ole Miss (9,500) Colors: Cardinal Red & Navy Blue Nickname: Rebels Conference: Southeastern	2017-18 Record: 12-20, 5-13 2017-18 Finish: 14th SEC 2017-18 Postseason: N/A Letterwinners R/L: 8/7 Starters R/L: 3/2 Head Coach: Kermit Davis Record at School: 1st Season Career Record: 403-238 (20 Seasons)	SID: Adam Kuffner Office: (662) 915-7031 Cell: (662) 816-0497 E-Mail: kuffner@olemiss.edu Website: olemisssports.com Twitter: @OleMissMBB

Rhode Island Rams // First Meeting



12.30 // Kingston, RI

General Information	Team Information	Communications
Location: Kingston, RI Enrollment: 18,072 President: David M. Dooley Athletic Director: Thorh Bjorn Arena: Ryan Center (7,657) Colors: Keaney Blue, White & Navy Blue Nickname: Rams Conference: Atlantic 10	2017-18 Record: 26-8, 15-3 2017-18 Finish: 1st A-10 2017-18 Postseason: NCAA Round 2 Letterwinners R/L: 6/8 Starters R/L: 1/4 Head Coach: David Cox Record at School: 1st Season Career Record: 1st Seasons	SID: Shane Donaldson Office: (401) 874-2409 Cell: E-Mail: shane_donaldson@uri.edu Website: gorhody.com Twitter: @RhodyMBB

FIU Panthers // MT leads series 30-8



1.03 // Murfreesboro, TN

General Information	Team Information	Communications
Location: Miami, FL Enrollment: 54,000 President: Dr. Mark B. Rosenberg Athletic Director: Pete Garcia Arena: OceanBank Convocation Center (5,000) Colors: Blue & Gold Nickname: Panthers Conference: Conference USA	2017-18 Record: 14-18, 8-10 2017-18 Finish: T-7th C-USA 2017-18 Postseason: N/A Letterwinners R/L: 9/5 Starters R/L: 2/2 Head Coach: Jeremy Ballard Record at School: 1st Season Career Record: 1st Season	SID: Mike Hogan Office: (305) 348-1496 Cell: (813) 469-0616 E-Mail: mihogan@fiu.edu Website: fiusports.com Twitter: @FIUHoops

Florida Atlantic Owls // MT leads series 19-4



1.05 // Murfreesboro, TN

General Information	Team Information	Communications
Location: Boca Raton, FL Enrollment: 30,759 President: John Kelly Athletic Director: Pat Chun Arena: FAU Arena (2,980) Colors: Blue & Red Nickname: Owls Conference: Conference USA	2017-18 Record: 12-19, 6-12 2017-18 Finish: T-11th C-USA 2017-18 Postseason: N/A Letterwinners R/L: 3/9 Starters R/L: 1/4 Head Coach: Dusty May Record at School: 1st Season Career Record: 1st Season	SID: Justin Johnson Office: (561) 302-0461 Cell: (561) 302-0461 E-Mail: jjohn218@fau.edu Website: fausports.com Twitter: @FAU_Hoops

Southern Miss Golden Eagles // MT leads series 8-2



1.10 // Hattiesburg, MS

General Information	Team Information	Communications
Location: Hattiesburg, MS Enrollment: 14,845 President: Dr. Rodney Bennett Athletic Director: Jon Gilbert Arena: Reed Green Coliseum (8,095) Colors: Black & Gold Nickname: Golden Eagles Conference: Conference USA	2017-18 Record: 16-18, 7-11 2017-18 Finish: T-9th 2017-18 Postseason: N/A Letterwinners R/L: 8/4 Starters R/L: 4/1 Head Coach: Doc Sadler Record at School: 36-81 (4 Seasons) Career Record: 185-188 (12 Seasons)	SID: David Cohen Office: (601) 266-6240 Cell: (817) 739-6585 E-Mail: david.cohen@usm.edu Website: southernmiss.com Twitter: @SouthernMissMBB

Louisiana Tech Bulldogs // LA Tech leads series 11-5



1.12 // Ruston, LA

General Information	Team Information	Communications
Location: Ruston, LA Enrollment: 12,873 President: Dr. Les Guice Athletic Director: Tommy McClelland Arena: Thomas Assembly Center (8,000) Colors: Red & Blue Nickname: Bulldogs Conference: Conference USA	2017-18 Record: 17-16, 7-11 2017-18 Finish: T-9th 2017-18 Postseason: N/A Letterwinners R/L: 8/5 Starters R/L: 4/1 Head Coach: Eric Konkol Record at School: 63-36 (3 Seasons) Career Record: 63-36 (3 Seasons)	SID: Kane McGuire Office: (318) 257-5071 Cell: (318) 257-5071 E-Mail: kmcguire@latech.edu Website: latechsports.com Twitter: @LATechHoops

UTSA Roadrunners // MT leads series 5-1



1.17 // Murfreesboro, TN

General Information	Team Information	Communications
Location: San Antonio, TX Enrollment: 30,674 President: Dr. Taylor Eighmy Athletic Director: Lisa Campos Arena: Convocation Center (2,650) Colors: Navy Blue, Orange & White Nickname: Roadrunners Conference: Conference USA	2017-18 Record: 20-15, 11-7 2017-18 Finish: 5th C-USA 2017-18 Postseason: CIT Quarterfinals Letterwinners R/L: 8/6 Starters R/L: 4/1 Head Coach: Steve Henson Record at School: 34-34 (2 Seasons) Career Record: 34-34 (2 Seasons)	SID: Cody Bays Office: (210) 219-8658 Cell: (210) 219-8658 E-Mail: cody.bays@utsa.edu Website: goutsa.com Twitter: @UTSAmbb

UTEP Miners // MT leads series 4-3



1.19 // Murfreesboro, TN

General Information	Team Information	Communications
Location: El Paso, Texas Enrollment: 25,000+ President: Dr. Diana Natalico Athletic Director: Jim Senter Arena: Don Haskins Center Colors: Durr Blue, Orange & Silver Nickname: Miners Conference: Conference USA	2017-18 Record: 11-20, 6-12 2017-18 Finish: T-11th C-USA 2017-18 Postseason: N/A Letterwinners R/L: 3/8 Starters R/L: 2/3 Head Coach: Rodney Terry Record at School: 1st Season Career Record: 126-108 (7 Seasons)	SID: Drew Bonney Office: (915) 747-7447 Cell: (915) 309-4478 E-Mail: arbonney@utep.edu Website: utepathletics.com Twitter: @UTEP_MBB

Rice Owls // MT leads series 6-2



1.24 // Houston, TX

General Information	Team Information	Communications
Location: Houston, Texas Enrollment: 6,628 President: David W. Leebron Athletic Director: Joe Karlgaard Arena: Tudor Fieldhouse Colors: Blue & Gray Nickname: Owls Conference: Conference USA	2017-18 Record: 7-24, 4-14 2017-18 Finish: 13th C-USA 2017-18 Postseason: N/A Letterwinners R/L: 5/8 Starters R/L: 1/4 Head Coach: Scott Pera Record at School: 7-24 (1 Season) Career Record: 7-24 (1 Season)	SID: Tim Andrzejewski Office: (713) 348-3929 Cell: (662) 312-7663 E-Mail: Tim.Andrzejewski@rice.edu Website: riceowls.com Twitter: @RiceBasketball

North Texas Mean Green // MT leads series 15-7



1.26 // Denton, TX

General Information	Team Information	Communications
Location: Denton, TX Enrollment: 37,979 President: Dr. Neal J. Smatresk Athletic Director: Wren Baker Arena: The Super Pit (10,500) Colors: Kelly Green & White Nickname: Mean Green Conference: Conference USA	2017-18 Record: 20-18, 8-10 2017-18 Finish: T-7th C-USA 2017-18 Postseason: CBI Champions Letterwinners R/L: 10/5 Starters R/L: 3/2 Head Coach: Grant McCasland Record at School: 40-30 (2 Seasons) Career Record: 40-30 (2 Seasons)	SID: Luke Della Office: (940) 369-7980 Cell: (510) 725-2130 E-Mail: luke.della@unt.edu Website: meangreensports.com Twitter: @MeanGreenMBB

- 2018-19 OPPONENTS -

UAB Blazers // UAB leads series 10-7



1.30 // Murfreesboro, TN
2.02 // Birmingham, AL

General Information	Team Information	Communications
Location: Birmingham, AL Enrollment: 20,902 President: Dr. Ray Watts Athletic Director: Mark Ingram Arena: Bartow Arena (8,500) Colors: Forest Green & Old Gold Nickname: Blazers Conference: Conference USA	2017-18 Record: 20-13, 10-8 2017-18 Finish: 6th C-USA 2017-18 Postseason: N/A Letterwinners R/L: 4/4 Starters R/L: 1/4 Head Coach: Robert Ehsan Record at School: 37-29 (2 Seasons) Career Record: 37-29 (2 Seasons)	SID: Josh Brunner Office: (205) 934-0722 Cell: (205) 796-8967 E-Mail: brunnerj@uab.edu Website: uabsports.com Twitter: @UAB_MBB

Charlotte 49ers // MT leads series 7-1



2.07 // Murfreesboro, TN

General Information	Team Information	Communications
Location: Charlotte, NC Enrollment: 28,721 President: Dr. Philip Dubois Athletic Director: Mike Hill Arena: Halton Arena (9,105) Colors: Green & White Nickname: 49ers Conference: Conference USA	2017-18 Record: 6-23, 2-16 2017-18 Finish: 14th C-USA 2017-18 Postseason: N/A Letterwinners R/L: 8/5 Starters R/L: 3/2 Head Coach: Ron Sanchez Record at School: 1st Season Career Record: 1st Season	SID: Brent Stastny Office: (704) 687-1021 Cell: (980) 253-4951 E-Mail: bmstastn@unc.edu Website: charlotte49ers.com Twitter: @CharlotteMBB

Old Dominion Monarchs // MT leads series 9-0



2.09 // Murfreesboro, TN

General Information	Team Information	Communications
Location: Norfolk, VA Enrollment: 24,672 President: John R. Broderick Athletic Director: Dr. Wood Selig Arena: Ted Constant Convocation Center (8,472) Colors: Slate Blue, Silver & Light Blue Nickname: Monarchs Conference: Conference USA	2017-18 Record: 25-7, 15-3 2017-18 Finish: 2nd C-USA 2017-18 Postseason: N/A Letterwinners R/L: 5/6 Starters R/L: 2/3 Head Coach: Jeff Jones Record at School: 114-58 (5 Seasons) Career Record: 471-345 (26 Seasons)	SID: Grant Gardner Office: (757) 683-5520 Cell: (804) 245-0283 E-Mail: gagardne@odu.edu Website: odusports.com Twitter: @ODUMBB

WKU Hilltoppers // WKU leads series 93-43



2.14 // Bowling Green, KY

General Information	Team Information	Communications
Location: Bowling Green, KY Enrollment: 20,267 President: Dt. Timothy C. Caboni Athletic Director: Todd Stewart Arena: E.A. Diddle Arena (7,523) Colors: Red & White Nickname: Hilltoppers Conference: Conference USA	2017-18 Record: 27-11, 14-4 2017-18 Finish: 3rd C-USA 2017-18 Postseason: NIT Semifinals Letterwinners R/L: 6/4 Starters R/L: 2/3 Head Coach: Rick Stansbury Record at School: 42-28 (2 Seasons) Career Record: 335-194 (16 Seasons)	SID: Zach Greenwell Office: (270) 745-5045 Cell: (270) 668-4716 E-Mail: zachary.greenwell@wku.edu Website: wkusports.com Twitter: @WKUBasketball

Marshall Thundering Herd // MT leads series 11-5



2.16 // Huntington, WV

General Information	Team Information	Communications
Location: Huntington, WV Enrollment: 13,631 President: Dr. Jerome Gilbert Athletic Director: Mike Hamrick Arena: Cam Henderson Center (9,043) Colors: Kelly Green & White Nickname: Thundering Herd Conference: Conference USA	2017-18 Record: 25-11, 12-6 2017-18 Finish: 4th C-USA 2017-18 Postseason: NCAA Round 2 Letterwinners R/L: 7/8 Starters R/L: 4/1 Head Coach: Dan D'Antoni Record at School: 73-62 (4 Seasons) Career Record: 73-62 (4 Seasons)	SID: Office: Cell: E-Mail: Website: herdzone.com Twitter: @HerdMBB



2018-19
BLUE
RAIDERS



- 2018-19 ROSTER -

NUMERICAL ROSTER

NO.	NAME	POS.	HT.	WT.	CL.	HOMETOWN / PREVIOUS SCHOOL
0	Anthony Crump	G	6-8	195	Fr.	Inkster, Mich. / Plymouth HS
1	Junior Farquhar	G	6-2	200	Fr.	Mono, Ontario / Orangeville Prep
2	DeAndre Dishman	F	6-6	220	So.	Lexington, Ky. / Eastern Kentucky
3	Donovan Sims	G	6-1	165	So.	Murfreesboro, Tenn. / Blackman HS
4	James Hawthorne	F	6-7	210	Sr.	Prentiss, Miss. / Southwest Mississippi CC
10	Jayce Johnson	G	6-5	205	Fr.	Buffalo, NY / Canisius HS
14	Chase Miller	G	6-0	180	Jr.	Dallas, Texas / Shelton HS
15	TJ Massenburg	F	6-8	225	Fr.	Snellville, Ga. / Shiloh HS
22	Reggie Scurry	F	6-6	230	Jr.	Augusta, Ga. / Missouri State
23	C.J. Jones	G	6-5	170	So.	Birmingham, Ala. / Arkansas
24	Darnell Butler Jr.	G	6-4	215	Jr.	Lafayette, Ind. / Seminole State (OK) College
25	Karl Gamble	F	6-9	220	Sr.	Columbia, S.C. / A.C. Flora HS
55	Antonio Green	G	6-2	190	Jr.	Tupelo, Miss. / UTRGV

ALPHABETICAL ROSTER

NO.	NAME	POS.	HT.	WT.	CL.	HOMETOWN / PREVIOUS SCHOOL
24	Darnell Butler Jr.	G	6-4	215	Jr.	Lafayette, Ind. / Seminole State (OK) College
0	Anthony Crump	G	6-8	195	Fr.	Inkster, Mich. / Plymouth HS
2	DeAndre Dishman	F	6-6	220	So.	Lexington, Ky. / Eastern Kentucky
1	Junior Farquhar	G	6-2	200	Fr.	Mono, Ontario / Orangeville Prep
25	Karl Gamble	F	6-9	220	Sr.	Columbia, S.C. / A.C. Flora HS
55	Antonio Green	G	6-2	190	Jr.	Tupelo, Miss. / UTRGV
4	James Hawthorne	F	6-7	210	Sr.	Prentiss, Miss. / Southwest Mississippi CC
10	Jayce Johnson	G	6-5	205	Fr.	Buffalo, NY / Canisius HS
23	C.J. Jones	G	6-5	170	So.	Birmingham, Ala. / Arkansas
15	TJ Massenburg	F	6-8	225	Fr.	Snellville, Ga. / Shiloh HS
14	Chase Miller	G	6-0	180	Jr.	Dallas, Texas / Shelton HS
22	Reggie Scurry	F	6-6	230	Jr.	Augusta, Ga. / Missouri State
3	Donovan Sims	G	6-1	165	So.	Murfreesboro, Tenn. / Blackman HS

Head Coach: Nick McDevitt, first season (UNC Asheville, 2001)

Assistant Coach: Sean Dixon, first season (Presbyterian, 2007)

Assistant Coach: Wes Long, first season (Clemson, 2004)

Assistant Coach: Andre Morgan, first season (North Georgia, 2010)

Director of Basketball Operations: Kerry Hammonds II, second season (Middle Tennessee, 2014)

Graduate Assistant: DeShun Coleman, first season (Middle Tennessee, 2017)

Graduate Assistant: Duncan Jones, first season (Reinhardt, 2018)

Athletic Trainer: Reese Shivers, third season (LSU, 2013)

Strength Coach: Zach Willis, fifth season (Middle Tennessee, 2012)

PRONUNCIATION GUIDE

Junior FARQUHAR	Far-kwar
Nick MCDEVITT	Mick-Dev-It

ROSTER BREAKDOWN

Alabama (1) C.J. Jones	Kentucky (1) DeAndre Dishman	New York (1) Jayce Johnson	Texas (1) Chase Miller
Georgia (2) TJ Massenburg Reggie Scurry	Michigan (1) Anthony Crump	South Carolina (1) Karl Gamble	Ontario, Canada (1) Junior Farquhar
Indiana (1) Darnell Butler Jr.	Mississippi (2) Antonio Green James Hawthorne	Tennessee (1) Donovan Sims	

RAIDERS



CLASS

SO

POSITION

G

HEIGHT

6-1

WEIGHT

165

Donovan **SIMS**

HOMETOWN

**MURFREESBORO,
TENNESSEE**

PREVIOUS SCHOOL

**BLACKMAN
HIGH SCHOOL**

- 3 DONOVAN SIMS -

2017-18 (Freshman): Averaged 1.7 points, 1.4 assists and 1.1 rebounds per game in his freshman campaign for his hometown team, playing in 28 games . . . Took over the starting point guard job down the stretch with four starts in the final six games . . . Tallied 3.5 points and 3.0 assists per outing in the final eight games of the season . . . Totaled 39 assists to just 18 turnovers on the year and added 12 steals and three blocks . . . Shot 51.6 percent from the field and 44.4 percent from three . . . Had five points, a career-high five rebounds and four assists in 23 minutes off the bench at LA Tech (Feb. 17) . . . Tallied career highs in points (six) and assists (six) against WKU (Mar. 1) as the Blue Raiders clinched the C-USA regular season title . . . Matched his career high of six points while adding five assists in the NIT contest against Vermont (Mar. 13) . . . Member of the Conference USA Commissioner's Honor Roll.



Blackman HS: Played for head coach Barry Wortman . . . Averaged 10 points, five rebounds and five assists as a senior . . . Named All-District and All-Region as a senior and won District Tournament MVP honors . . . Averaged 5.6 points, 5.2 assists, 3.4 rebounds and 1.1 steals as a junior to earn All-District and All-Region honors . . . Helped Blackman to a No. 1 ranking in the state during his junior season and led the Blaze to the TSSAA Semifinals.

Personal: Born Jan. 21, 1999 in Piscataway, N.J. . . . Son of Dean and Robin Sims . . . Has three sisters, Shavaun, Patrice and Jordan . . . Major is undeclared . . . Hobbies include playing video games, golfing and watching movies . . . Favorite food is french fries . . . Favorite superhero is Spiderman . . . Favorite athlete is Zach Lavine . . . Biggest role model is former Blue Raider running back I'Tavius Mathers.

SIMS OVERALL CAREER STATS

Year	GP-GS	Min-Avg	FG-A	Pct	3FG-A	Pct	FT-A	Pct	Off-Def-Tot	Avg	PF-FO	A	TO	Blk	Stl	Pts-Avg
17-18	28-4	260-9.3	16-31	.516	8-18	.444	7-8	.875	1-29-30	1.1	19-0	39	18	3	12	47-1.7
Total	28-4	260-9.3	16-31	.516	8-18	.444	7-8	.875	1-29-30	1.1	19-0	39	18	3	12	47-1.7

SIMS C-USA CAREER STATS

Year	GP-GS	Min-Avg	FG-A	Pct	3FG-A	Pct	FT-A	Pct	Off-Def-Tot	Avg	PF-FO	A	TO	Blk	Stl	Pts-Avg
17-18	16-2	165-10.3	10-24	.417	6-15	.400	5-6	.833	1-15-16	1.0	10-0	27	10	2	9	31-1.9
Total	16-2	165-10.3	10-24	.417	6-15	.400	5-6	.833	1-15-16	1.0	10-0	27	10	2	9	31-1.9

RAIDERS



CLASS

SR

POSITION

F

HEIGHT

6-7

WEIGHT

210

James **HAWTHORNE**

HOMETOWN

**PRENTISS,
MISSISSIPPI**

PREVIOUS SCHOOL

**SOUTHWEST
MISSISSIPPI CC**

- 4 JAMES HAWTHORNE -

2017-18 (Junior): Averaged 2.2 points and 1.3 rebounds in just 8.0 minutes per outing ... His 1.1 blocks per 40 minutes played were second best on the team ... Notched seven points, three rebounds and three assists in his debut against Trevecca (Nov. 10) ... Matched his debut output of seven points against Southern Miss (Jan. 13) ... Tallied career highs in points (10), rebounds (six) and field goals made (four) against Rice (Feb. 8) ... Member of the Conference USA Commissioner's Honor Roll.

2016-17 (Sophomore at Southwest Mississippi CC): Started 26 of 27 contests for the Bears as a sophomore ... Averaged 7.8 points and a team-high 5.8 rebounds ... Also added 1.7 blocks and 1.6 assists per outing in his second season ... Shot 53 percent from the field and 68 percent from the free throw line ... Had 10 double-digit scoring outings and a pair of double-doubles on the season ... Scored a career-high 17 points on 7-of-10 shooting against Copiah-Lincoln (Feb. 16) ... Added a career-high 13 rebounds against Copiah-Lincoln for his second double-double of the season.

2015-16 (Freshman at Southwest Mississippi CC): Played in 24 games and earned two starts as a Freshman ... Averaged 3.3 points, 3.1 rebounds and 1.4 blocks in just 14 minutes per contest ... Shot 46 percent from the field and 70 percent from the free throw line ... Notched his first career double-digit scoring game against Jones County (Feb. 25) on 5-of-5 shooting.



Prentiss HS: Played for head coach Calvin Morgan ... Scored 20.5 points per game in his senior season ... also added 8.9 rebounds, five blocks and six assists per outing ... Named Team MVP at Prentiss as a senior ... Three-time All-District selection.

Personal: Born Feb. 17, 1997 in Hattiesburg, Miss. ... Son of James and Minnie Hawthorne ... Has one sister, Jasmine ... Majoring in Criminal Justice ... Father played basketball at Southern Miss ... Favorite actor is Chris Tucker ... Named the Flash as his favorite superhero ... Lists Kevin Durant as his favorite athlete ... Says his biggest role model is his dad.

HAWTHORNE OVERALL CAREER STATS

Year	GP-GS	Min-Avg	FG-A	Pct	3FG-A	Pct	FT-A	Pct	Off-Def-Tot	Avg	PF-FO	A	TO	Blk	Stl	Pts-Avg
17-18	32-0	257-8.0	27-70	.386	1-12	.083	15-22	.682	17-25-42	1.3	29-0	9	16	4	5	70-2.2
Total	32-0	257-8.0	27-70	.386	1-12	.083	15-22	.682	17-25-42	1.3	29-0	9	16	4	5	70-2.2

HAWTHORNE C-USA CAREER STATS

Year	GP-GS	Min-Avg	FG-A	Pct	3FG-A	Pct	FT-A	Pct	Off-Def-Tot	Avg	PF-FO	A	TO	Blk	Stl	Pts-Avg
17-18	18-0	150-8.3	21-46	.457	1-9	.111	6-10	.600	13-12-25	1.4	15-0	5	13	3	1	49-2.7
Total	18-0	150-8.3	21-46	.457	1-9	.111	6-10	.600	13-12-25	1.4	15-0	5	13	3	1	49-2.7



RAIDERS



CLASS

JR

POSITION

G

HEIGHT

6-0

WEIGHT

180

*Chase***MILLER**

HOMETOWN

**DALLAS,
TEXAS**

PREVIOUS SCHOOL

**SHELTON
HIGH SCHOOL**

- 14 CHASE MILLER -

2017-18 (Redshirt Sophomore): Played in nine games for the Blue Raiders, going 2-for-9 on the year with a pair of trifectas . . . Sank his first triple for his first career points against Rice (Feb. 8) . . . Hit another triple against Vermont (Mar. 13) in the NIT while also dishing out his first career assist on an Ed Simpson 3-pointer . . . Member of the Conference USA Commissioner's Honor Roll.

2016-17 (Redshirt Freshman): Saw action in 11 games . . . Notched a rebound in his first career game against Milligan (Nov. 11) . . . Tallied his first career block against Vanderbilt (Dec. 8) . . . Member of the Conference USA Commissioner's Honor Roll.



2015-16 (Freshman): Redshirted in his first season at Middle Tennessee.

Shelton HS: Was a four-year letter winner at Shelton High School in Texas . . . Averaged 20.5 points, five rebounds and 4.5 assists per game as a senior . . . Named First Team All-District and Team MVP as a senior . . . Was an Honor Roll student all four years.

Personal: Born Dec. 10, 1995 in Dallas, Texas . . . Son of Mark and Charla Miller . . . Has one sister, Eve . . . Majoring in Finance with a concentration in Real Estate.



MILLER OVERALL CAREER STATS

Year	GP-GS	Min-Avg	FG-A	Pct	3FG-A	Pct	FT-A	Pct	Off-Def-Tot	Avg	PF-FO	A	TO	Blk	Stl	Pts-Avg
16-17	11-0	14-1.3	0-3	.000	0-3	.000	0-0	.000	0-2-2	0.2	0-0	0	0	1	0	0-0.0
17-18	9-0	15-1.7	2-9	.222	2-7	.286	0-2	.000	0-0-0	0.0	3-0	1	0	0	0	6-0.7
Total	20-0	29-1.5	2-12	.167	2-10	.200	0-2	.000	0-2-2	0.1	3-0	1	0	1	0	6-0.3

MILLER C-USA CAREER STATS

Year	GP-GS	Min-Avg	FG-A	Pct	3FG-A	Pct	FT-A	Pct	Off-Def-Tot	Avg	PF-FO	A	TO	Blk	Stl	Pts-Avg
16-17	7-0	7-1.0	0-2	.000	0-2	.000	0-0	.000	0-0-0	0.0	0-0	0	0	0	0	0-0.0
17-18	7-0	10-1.4	1-5	.200	1-4	.250	0-2	.000	0-0-0	0.0	2-0	0	0	0	0	3-0.4
Total	14-0	17-1.2	1-7	.143	1-6	.167	0-2	.000	0-0-0	0.0	2-0	0	0	0	0	3-0.2

RAIDERS



CLASS

FR

POSITION

F

HEIGHT

6-8

WEIGHT

225

TJ MASSENBURG

HOMETOWN

**SNELLVILLE,
GEORGIA**

PREVIOUS SCHOOL

**SHILOH
HIGH SCHOOL**

- 15 TJ MASSENBURG -

**BLUE
RAIDER**

BASKETBALL

2017-18 (Freshman): Redshirted in his first season at Middle Tennessee.

Shiloh HS: Played for head coach Kim Rivers . . . Averaged 17 points, 11 rebounds and six blocks per game as a senior at Shiloh . . . Named to the All-Gwinnett County First Team following his senior campaign . . . Averaged 10 points, 10 rebounds and five blocks per outing as a junior.



Personal: Born Feb. 1, 1998 in Reston, Va. . . . Son of Thurman and Amanda Massenbourg . . . Has one sister, Alexis, and one brother, Aaron . . . Majoring in Mechatronics Engineering . . . Was attracted to Middle Tennessee because of the field of study he was interested in . . . Favorite food is tacos . . . Favorite superhero is Superman . . . Favorite athlete is Kevin Durant.



2018-19 BLUE RAIDERS



RAIDERS



CLASS

SR

POSITION

F

HEIGHT

6-9

WEIGHT

220

Karl **GAMBLE**

HOMETOWN

**COLUMBIA,
SOUTH CAROLINA**

PREVIOUS SCHOOL

**A.C. FLORA
HIGH SCHOOL**

2017-18 (Junior): Started nine of 33 contests as a junior including both of the Blue Raiders' NIT games ... Averaged 3.9 points and 3.2 rebounds per outing in his third campaign in blue and white ... Shot 52.5 percent from the field and registered 13 blocks on the season ... Had 10 points, five rebounds and two blocks against Trevecca (Nov. 10) ... Tallied seven points and six boards at Murray State (Nov. 13) ... Averaged seven points per outing in the Diamond Head Classic (Dec. 22-25) ... Notched a career-high 12 points on 5-of-8 shooting against UTEP (Jan. 27).

2016-17 (Sophomore): Played in 30 contests and earned one start against Tennessee State (Nov. 19) ... Averaged 1.6 points and 1.2 rebounds per game as a sophomore ... Had 10 points against Milligan (Nov. 11) and nine points and a career-high six rebounds at Florida Atlantic (Jan. 21) ... Member of the Conference USA Commissioner's Honor Roll.

2015-16 (Freshman): Played in 32 games during his freshman campaign ... Averaged 0.9 points and 1.1 rebounds in limited action, seeing the floor for just 4.3 minutes per game as a freshman ... Had three points, a career-high five rebounds and a block against South Alabama (Dec. 5) in a career-high 14 minutes ... Went 3-for-3 and notched a career-high seven points in just seven minutes in win at Charlotte (Jan. 14) ... Pulled down four offensive boards against Florida Atlantic (Feb. 4) ... Gained invaluable experience playing in both NCAA Tournament games as a true freshman, tallying two points and a rebound against No. 2 Michigan State (Mar. 18) and a point, two rebounds and a block against Syracuse (Mar. 20) ... Member of the Conference USA Commissioner's Honor Roll.



A.C. Flora HS: Was the top-recruited forward out of South Carolina ... Led A.C. Flora High School to the Class AAA South Carolina High School Sports League State Championship as a senior ... Ranked as the No. 3 overall recruit out of South Carolina according to Hoop Seen ... Averaged a double-double in 2014-15 as a 6-foot-9, 210 pound forward ... Won the Most Improved Award after his junior season ... Selected All-State as a senior ... Was a member of the National Honor Society ... Named to the USA Today All-State Team.

Personal: Born Nov. 26, 1996 in Columbia, S.C. ... Son of Shena and Karl Gamble Sr. ... Has one brother, Karson ... Enjoys playing video games in spare time ... Majoring in Physical Therapy ... His mother played college basketball at South Carolina State ... Chose MTSU because he felt the Blue Raider coaching staff can teach him how to grow as a person and a player.

GAMBLE OVERALL CAREER STATS

Year	GP-GS	Min-Avg	FG-A	Pct	3FG-A	Pct	FT-A	Pct	Off-Def-Tot	Avg	PF-FO	A	TO	Blk	Stl	Pts-Avg
15-16	32-0	136-4.3	10-30	.333	0-0	.000	10-23	.435	13-21-34	1.1	28-0	0	8	5	1	30-0.9
16-17	30-1	156-5.2	18-40	.450	1-4	.250	10-21	.476	11-25-36	1.2	21-0	6	3	11	6	47-1.6
17-18	33-9	477-14.5	52-99	.525	2-8	.250	23-38	.605	43-62-105	3.2	59-1	8	26	13	9	129-3.9
Total	95-10	769-8.1	80-169	.473	3-12	.250	43-82	.524	67-108-175	1.8	108-1	14	37	29	16	206-2.2

GAMBLE C-USA CAREER STATS

Year	GP-GS	Min-Avg	FG-A	Pct	3FG-A	Pct	FT-A	Pct	Off-Def-Tot	Avg	PF-FO	A	TO	Blk	Stl	Pts-Avg
15-16	16-0	59-3.7	7-15	.467	0-0	.000	6-12	.500	7-9-16	1.0	13-0	0	2	1	0	20-1.3
16-17	17-0	73-4.3	9-17	.529	1-2	.500	2-3	.667	6-13-19	1.1	5-0	3	2	5	4	21-1.2
17-18	18-3	257-14.3	24-53	.453	1-3	.333	7-13	.538	19-35-54	3.0	33-0	4	14	7	6	56-3.1
Total	51-3	389-7.6	40-85	.471	2-5	.400	15-28	.536	32-57-89	1.7	51-0	7	18	13	10	97-1.9

RAIDERS



CLASS

JR

POSITION

G

HEIGHT

6-2

WEIGHT

190

*Antonio***GREEN**

HOMETOWN

**TUPELO,
MISSISSIPPI**

PREVIOUS SCHOOL

UTRGV

- 55 ANTONIO GREEN -

**BLUE
RAIDER**

BASKETBALL

2017-18 (Junior): Redshirted during the 2017-18 season due to NCAA transfer rules . . . Member of the Conference USA Commissioner's Honor Roll.

2016-17 (Sophomore at UTRGV): Finished the season with a WAC-leading 111 three-pointers, the 12th highest total in the NCAA, the second-highest total in program history and the fifth-highest total in WAC history . . . Also led the WAC in three-pointers per game (3.47, sixth NCAA) and three-point attempts (298, seventh NCAA) . . . Ranked second in the WAC in three-point shooting (.372, 69th NCAA), third in field goal attempts (448, 80th NCAA), fourth in field goals made (177, 238th NCAA), and fifth in scoring (116.7, 173rd NCAA) and total points (534, 182nd NCAA) . . . Led team in scoring 14 times, rebounding six times and assists four times . . . Reached double-figures in scoring 26 times, including 12 games of 20+ points.

2015-16 (As a Freshman at UTRGV): Earned WAC Freshman of the Year honors after scoring in double figures in eight of the 12 WAC games in which he played, with 20 or more points twice. In conference games only, he led the WAC in minutes per game (35.17), ranked fifth in three-pointers per game (2.17), seventh in assist-turnover ratio (1.61), ninth in assists (3.08), 10th in defensive rebounds (4.08) and 16th in scoring (11.3) . . . Ranked seventh in the NCAA in three-point shooting by a freshman at .381 (59-for-155). Overall, Green ranked 83rd in the NCAA and fifth in the WAC . . . Led team in scoring seven times, rebounding four times and assists five times . . . Reached double-figures in scoring 16 times.



Tupelo HS: Averaged 17.5 points, 3.3 rebounds, 2.1 assists and 1.4 steals in 27 games while shooting .587 (172-for-293) from the field, .553 (68-for-123) from behind the arc and .772 (61-for-79) from the line as a senior . . . Earned All-State Honorable Mention and a spot on Mississippi's 12-man roster in the Mississippi-Alabama All-Star game . . . As a junior, averaged 13.4 points, 2.9 rebounds, 2.1 assists and 2.4 steals in 20 games en route to All-State Honorable Mention.

Personal: Born Dec. 3, 1996 in Memphis, Tenn. . . . Son of Antonio Green, Sr. and Tiffany McClain . . . Has one sister, Lashonna, and one brother, the late Terrence Thompson . . . Majoring in Liberal Studies . . . Favorite food is hot wings . . . Favorite actor is Seth Rogan . . . Named the Flash as his favorite superhero . . . Lists Kevin Durant as his favorite athlete . . . Says his biggest role model is his mom.






Personal: Born Dec. 20, 1999 in Detroit, Michigan . . . Son of Vernon and Jessica Crump . . . Has one brother, Vernon Crump Jr. . . . Father, Vernon Sr., played basketball at North Dakota State and played professionally overseas while brother, Vernon Jr., played basketball at Jackson College . . . Favorite food is spaghetti . . . Favorite musical artist is J. Cole . . . Biggest role model is his father.

Crump

Height	6-8
Weight	195
Class	Freshman
Position	Guard
Hometown	Inkster, Mich.
Previous School	Plymouth HS

Anthony **CRUMP**

Plymouth HS: Played for Head Coach Mike Soukup at Plymouth High School . . . Averaged 22 points, eight rebounds, four assists and 1.5 steals per game as a senior . . . Shot 52 percent from the field and 40 percent from long range in his final year at Plymouth . . . A two-year team captain who was named the team's MVP in his junior and senior campaigns . . . Earned First Team All-Conference and Second Team All-State accolades as a senior . . . Listed in the Top 25 recruits in the state of Michigan and was Plymouth's first Division I basketball signee.



- 1 JUNIOR FARQUHAR -



Personal: Born Jan. 22, 1999 in Nigeria ... Son of Jummy Fakoya ... Has one brother, Dammy, and one sister, Tamara ... Sister plays basketball at Purdue ... Favorite superhero is Ironman ... Favorite athlete is Floyd Mayweather ... Biggest role model is his mother.

Farquhar

Height	6-2
Weight	200
Class	Freshman
Position	Guard
Hometown	Mono, Ontario
Previous School	Orangeville Prep

Junior
FARQUHAR

Orangeville Prep: Played for Head Coach Nate Johnson at Orangeville Prep in Orangeville, Ontario, Canada ... Averaged 15 points, 11 assists and eight rebounds per game as a senior ... Two-time Second Team Ontario Scholastic Basketball Association honoree ... Led Orangeville Prep to the 2017 OSBA Championship ... Also lettered in football.





Bryan Station HS: Played for Head Coach Tommy Johnson at Bryan Station High School . . . named honorable mention All-City by the Lexington Herald-Leader and to the 42nd District All-Tournament Team following his senior season ... Invited to play for Kentucky in the prestigious Ohio-Kentucky All-Star Game.

Personal: Born Jan. 1, 1998 in Lexington, Kentucky . . . Son of William Holmes and Danielle Dishman . . . Has two brothers, Dominique and Damian, and one sister, DeOnna . . . Father played basketball at Eastern Kentucky . . . Favorite foods are ribs, lobster and crab legs . . . Favorite movie is Avengers . . . Favorite athlete is Tracy McGrady . . . Biggest role model is his grandmother.

Dishman

DeAndre **DISHMAN**

Height	6-6
Weight	220
Class	Sophomore
Position	Forward
Hometown	Lexington, Ky.
Previous School	Eastern Kentucky

2017-18 (Sophomore at Eastern Kentucky): Played in 30 games and earned 23 starts as a sophomore . . . Averaged 11.7 points and 6.2 rebounds in 28 minutes per contest . . . Shot a team-leading 56.8 percent from the field . . . Tallied 32 assists, 28 steals and 23 blocks on the year.

2016-17 (Freshman at Eastern Kentucky): Appeared in 27 games, starting in seven in his rookie campaign . . . averaged 5.9 points and 4.5 rebounds per game . . . led the team with a 61.5 field goal percentage . . . Added 20 assists, 19 steals and 12 blocks.





Personal: Born Aug. 28, 2000 in Buffalo, New York . . . Son of Fred Johnson and Kelly Anderson . . . Has six sisters . . . Favorite food is lobster tail . . . Favorite book is Into the Wild . . . Favorite athlete is James Harden.

Johnson

Height	6-5
Weight	205
Class	Freshman
Position	Guard
Hometown	Buffalo, N.Y.
Previous School	Canisius HS

Jayce **JOHNSON**

Canisius HS: Played for Head Coach Kyle Husband at Canisius High School . . . Averaged 12.6 points, 6.1 rebounds and 3.4 assists per outing in his final prep campaign to earn Third Team All-Western New York honors . . . Helped his team to a NYSCHSAA Class A title in his sophomore campaign . . . Also lettered in football at Canisius and originally committed to Division I FCS Wagner College to play quarterback before signing with the Blue Raiders.





Reggie **SCURRY**

2017-18 (Junior at Missouri State): Played in 21 games, earning two starts, in his injury-shortened junior season at Missouri State ... Averaged 8.9 points, fourth most on the team ... and 4.2 rebounds on the season in 17.1 minutes per game ... Ranked second on the team in field goal percentage at 50.3 percent and blocks with 19 ... Earned MVC All-Bench Team honors after averaging eight points and 4.6 rebounds per game in Valley contests ... Scored a season high 18 points against Loyola Chicago (Dec. 22), making 8-of-13 field goal attempts, and pulled down a season high seven rebounds.

2016-17 (Sophomore at Northern Oklahoma College-Tonkawa): Averaged team bests with 15.7

points and 10.2 rebounds per game as a sophomore ... Played in and started 31 games as part of a 23-10 club for coach Donnie Jackson ... Connected on 54.6 percent of his field goal attempts, blocked 86 shots and tallied 26 assists and 29 steals ... Named NJCAA Division I All-America Third Team selection and All-Region 2 First Team ... Ranked 13th nationally in rebounds and led region in blocks and rebounds ... Also picked up NJCAA All-Tournament Team honors.

2015-16 (Freshman at Northern Oklahoma College-Tonkawa): Started 25 games and was named the club's freshman of the year by his coaches and teammates ... Helped coach Donnie Jackson's Mavericks to a 26-7 overall record, a No. 25 national ranking and a 15-3 ledger in the OCAC in 2015-16 ... Averaged 8.2 points, 6.7 rebounds and 1.9 blocks per game while converting 57.4 percent of his field goal attempts for the NJCAA Region 2 runners-up.

North Clayton HS: Played for Head Coach Martisse Troup at North Clayton High School ... Averaged 17.8 points, 10 rebounds and three blocks per game in his senior campaign ... Name a GHSAA Third Team All-Class 3A selection.

Personal: Born Dec. 27, 1996 in Augusta, Georgia ... Son of Felecia Ferrell ... Has one brother, Ja'Quan ... Favorite food is smothered pork chops ... Favorite actor is Will Smith ... Favorite superhero is The Flash ... Favorite athlete is Kobe Bryant ... Biggest role model is his mother.

Scurry

Height	6-5
Weight	230
Class	Junior
Position	Forward
Hometown	Augusta, Ga.
Previous School	Missouri State





C.J.
JONES

2017-18 (Sophomore at Arkansas): Appeared in all 35 games off the bench for Head Coach Mike Anderson ... Shot 42.3 percent from the field and 37.1 percent from beyond the arc while making 79.2 percent of his free throw attempts ... Averaged 6.3 points per game, fifth most on the team, and collected 1.4 rebounds in 14.8 minutes per outing ... Tallied ten double-digit scoring performances on the season, led by a pair of 19-point outings against UConn (Nov. 26) and Colorado State (Dec. 5) ... Pulled down a career-high five rebounds against Bucknell (Nov. 12) ... Poured in a career high five trifectas against Minnesota (Dec. 9) and again versus Oral Roberts (Dec. 19).


2016-17 (Freshman at Arkansas): Played in 21 games ... averaged 2.4 points in just six minutes per contest ... Shot 47.2 percent from the field and 50 percent from beyond the arc ... had two double-figure scoring efforts ... scored a season-high 11 points in his debut against Southern Illinois (Nov. 14), going 3-for-5 from the field and 2-for-4 from deep ... made a season-high three three-pointers and had three block against Austin Peay (Dec. 3), tying his season-high with 11 points ... scored 36 of his 51 points from behind the arc.

Central Park Christian: Played for Head Coach Donovan Broadnax at Central Park Christian ... Averaged 28.7 points, six rebounds, four assists and three steals per game ... Led the team in scoring in each of his final two seasons ... Three-time Team MVP ... Ranked the No. 3 player in the state of Alabama as a senior.

Personal: Born Feb. 9, 1998 in Birmingham, Alabama ... Son of Chad Jones and Delena Chappel ... Has three brothers, Marcus, Colby and Christian ... Father, Chad, played basketball at UAB ... Favorite food is pizza ... Favorite actor is Mike Epps ... Favorite book is The Bible ... Favorite athlete is Devin Booker.

Jones

Height	6-5
Weight	170
Class	Sophomore
Position	Guard
Hometown	Birmingham, Ala.
Previous School	Arkansas





2016-17 (Freshman at Missouri State-West Plains): Played in 18 games and earned seven starts in his freshman campaign with the Grizzlies ... Averaged 11.9 points and 3.2 rebounds per game ... Shot 44.4 percent from the floor and 43.3 percent from three, making 39-of-90 3-point attempts on the year.

McCutcheon HS: Played for Head Coach Rick Peckinpough at McCutcheon High School ... Averaged 13.5 points and 4.7 rebounds per contest ... Helped the Mavericks to a 28-4 record and a trip to the IHSAA Class 4A State Championship game in his senior campaign.

Personal: Born Oct. 13, 1997 in Gary, Indiana ... Son of Darnell Butler Sr. and Candace Grady ... Has two brothers, Josiah and Jacoby, and five sisters, Tiquari, Breanca, Cashmere, Carrington and Caliah ... Favorite food is Chinese ... Favorite actor is Kevin Hart ... Names LeBron James as his favorite athlete and biggest role model.

Butler Jr.

Darnell
BUTLER JR.

2017-18 (Sophomore at Seminole State College): Played in 26 games for the Trojans as a sophomore, earning 25 starts ... Averaged 19.2 points and 5.5 rebounds in 28.7 minutes per outing ... Shot 49.1 percent from the floor and 81.8 percent from the free throw line ... Was an impressive 80-178 from three, a conversion rate of 44.9 percent from beyond the arc ... Added 66 assists, 25 steals and five blocks on the season ... Twice named the NJCAA Region II Player of the Week and finished the 2017-18 season with First Team All-Region II and All-OCAC honors.

Height	6-4
Weight	215
Class	Junior
Position	Guard
Hometown	Lafayette, Ind.
Previous School	Seminole State (OK)



- RADIO/TV ROSTER -

**BLUE
RAIDER**

BASKETBALL




Anthony Crump



Junior Farquhar



DeAndre Dishman



Donovan Sims



James Hawthorne



Jayce Johnson



Chase Miller



TJ Massenburg



Reggie Scurry



C.J. Jones



Darnell Butler Jr.



Karl Gamble



Antnio Green



Nick McDevitt



Sean Dixon



Wes Long



Andre Morgan



Kerry Hammonds II



DeShun Coleman



Duncan Jones



2018-19 BLUE RAIDERS



RAIDERS



CAREER RECORD

98-66

SEASONS

5

CONFERENCE TITLES

3

POSTSEASON APPEARANCES

3

Nick **McDEVITT**

WHAT THEY'RE SAYING...

"Nick McDevitt is a terrific coach, tactition and teacher and will play an exciting style of basketball that fans will really enjoy watching. He's a terrific recruiter because he has great contacts and he will be able to sign kids that will help Middle Tennessee continue building on its recent success."

- ESPN ANALYST SETH GREENBERG



Nick McDevitt was announced on March 24, 2018, as the 20th head coach of the Middle Tennessee men's basketball program.

The Marshall, N.C., native comes to Murfreesboro after a five-year stint as the head coach at the UNC Asheville where he led the Bulldogs to a 98-66 overall record which includes three consecutive 20-win campaigns in the last three seasons.

McDevitt's Bulldogs made three consecutive postseason appearances, starting with a trip to the NCAA Tournament in 2016 before making the 2017 CollegeInsider.com Tournament and the 2018 National Invitation Tournament.

The Bulldogs went 21-13 his final season in Asheville to lock up the regular season title in the Big South Conference after winning a share of the regular season title with a 23-10 record the season before. The Bulldogs' remarkable 2017 season earned McDevitt Big South Conference and NABC District 3 Coach of the Year Honors.

McDevitt was also a 2017 finalist for the Skip Prosser Man of the Year Award. Named after the late Skip Prosser, who passed suddenly in 2007 while the head coach at Wake Forest, the award is presented annually to those who not only achieve success on the basketball court but who also display moral integrity off of it as well.

In 2016, McDevitt guided UNC Asheville through the Big South Tournament to earn a berth in the NCAA Tournament, his first as a head coach. His postseason history didn't start in 2016, however.

The 39-year old's run at UNC Asheville first began in

1997 when the guard signed to play for the Bulldogs. Following the end of his playing career in 2001, former head coach Eddie Biedenbach immediately appointed McDevitt to his staff as an assistant coach.

After 10 years as an assistant under Biedenbach, McDevitt was elevated to associate head coach prior to the 2011-12 season and took over the head job in 2013 upon Biedenbach's resignation.

In 17 seasons on the Bulldog staff McDevitt led his squads to seven postseason trips, including four NCAA Tournaments that featured a pair of wins in play-in games in 2003 and 2011. The Bulldogs have won seven regular season titles in their history, six of which McDevitt has been a part of as either a player or coach.

The Blue Raiders' new head man earned his bachelor's degree in history from UNC Asheville in 2001. He was twice named to the Big South Conference All-Academic team and was a member of the Dean's List four different times at UNC Asheville. He was also a member of the Big South Presidential Honor Roll three times and served on the NABC Student Basketball Council his junior and senior years.

McDevitt resides in Murfreesboro with his wife, Lauren, and their two children, Cooper and Kathryn.

McDevitt

Coaching Experience	
UNC Asheville	
Assistant Coach	2001-11
Associate Head Coach	2011-13
Head Coach	2013-18
Middle Tennessee	
Head Coach	2018-Present
Playing Experience	
UNC Asheville	
Guard	1997-2001
Education	
UNC Asheville	
B.S. History	2001
Personal	
Born	April 21, 1979
Hometown	Marshall, N.C.
Spouse	Lauren
Children	Cooper and Kathryn



Sean **DIXON**

Assistant Coach

Sean Dixon was announced on March 30, 2018, as the first assistant on Head Coach Nick McDevitt's inaugural staff at Middle Tennessee.

Dixon spent the last five seasons under McDevitt with the UNC Asheville Bulldogs, starting out as an assistant coach in 2013-14 when McDevitt was named head coach before being elevated to the position of associate head coach prior to the 2017-18 season. Dixon specialized in guard development and was McDevitt's recruiting coordinator while in Asheville.

The Bulldogs saw high levels of success in Dixon's five years alongside McDevitt on the Asheville bench, notching 98-66 record that includes three 20-win seasons and postseason appearances in their final three campaigns.

UNC Asheville also collected three Big South trophies in the last three seasons of the McDevitt era, with Dixon helping lead the team to a Big South Tournament title in 2016, a share of the regular season title in 2017 and an outright regular season title in 2018.

Prior to joining McDevitt in Asheville, Dixon spent four years on the coaching staff at his alma mater, Presbyterian College.

Dixon played four seasons at Presbyterian, twice serving as a team captain, and earned second team All-Big South honors as a sophomore and first team

All-Big South honors as a junior and senior.

The Marietta, Ga., native finished his playing career with 1,106 career points before earning his bachelor's degree in business management in 2007.

Dixon now resides in Murfreesboro with his wife, Tara, and their daughter, Kinsley.

Dixon

Coaching Experience	
Presbyterian College Assistant Coach	2009-13
UNC Asheville Assistant Coach	2013-17
Associate Head Coach	2017-18
Middle Tennessee Assistant Coach	2018-Present
Playing Experience	
Presbyterian College Guard	2003-07
Atlanta All-Stars (ABA) Guard	2007-08
Education	
Presbyterian College B.S. Business Management	2007
Personal	
Born	November 26, 1984
Hometown	Marietta, Ga.
Spouse	Tara
Children	Kinsley



Wes **LONG**

Assistant Coach

Wes Long joined head coach Nick McDevitt in Murfreesboro after just one season in Asheville, but is no stranger to Murphy Center after facing the Blue Raiders in past seasons as an assistant at both VCU and Chattanooga.

Long spent two seasons at VCU from 2015 to 2017 with now LSU head man Will Wade, joining the Rams with Wade after two seasons together at Chattanooga.

The Rams made back-to-back NCAA Tournament appearances during Long's tenure in Richmond and shared a regular season Atlantic 10 title in 2016.

His two seasons just down Interstate 24 saw him help the Mocs to 40 total wins, twice finishing second in the Southern Conference and making a trip to the CollegeInsider.com Tournament in 2014.

Prior to his time as a Division I assistant, Long spent nine seasons at Division II Queens University in Charlotte, where he served as the head coach for the last five campaigns.

Long led the Royals to back-to-back Conference Carolinas regular season titles in 2011 and 2012 and advanced to the second round of the NCAA Division II Tournament in 2011. In addition to earning a 75-66 record as a head coach, he also led his student-athletes to five of the seven highest GPAs in program history.

The Mauldin, S.C., native played and coached as an undergraduate at Clemson, joining the Tigers in 2000-01 as a walk-on before moving into a role as a student assistant coach.

He earned his bachelor's degree in business management from Clemson in 2004 before adding a master's degree in business administration from Queens in 2007.

Long resides in Murfreesboro with his wife, Martha, and two daughters, Abbie Grace and Emma.

Long

Coaching Experience

Queens (NC)	
Assistant Coach	2004-08
Head Coach	2008-13
Chattanooga	
Assistant Coach	2013-15
VCU	
Assistant Coach	2015-17
UNC Asheville	
Assistant Coach	2017-18
Middle Tennessee	
Assistant Coach	2018-Present

Playing Experience

Clemson	
Guard	2000-01

Education

Clemson	
B.S. Business Management	2001
Queens (NC)	
M.B.A.	2007

Personal

Born	February 7, 1981
Hometown	Mauldin, S.C.
Spouse	Martha
Children	Abbie Grace and Emma





Andre **MORGAN**

Assistant Coach

Andre Morgan joined the Blue Raiders as an assistant coach in April 2018 after spending the last two seasons at UNC Greensboro, helping lead the Spartans to a 52-18 record overall and 29-7 mark in Southern Conference play while advancing to the 2018 NCAA Tournament and 2017 National Invitation Tournament.

The Spartans won the 2018 regular season and tournament titles in the SoCon and won a share of the 2017 regular season title, earning the No. 1 seed before falling in the championship game. The last two seasons marked the first two times in the program's history they earned a No. 1 seed in the SoCon Tournament.

Prior to his stint at UNCG, Morgan served as the associate head coach at Kentucky Wesleyan for one season. The Panthers posted a 27-4 record in his lone season in Owensboro while winning the Great Midwest Athletic Conference and advancing to the NCAA Division II Midwest Regional.

Morgan spent one season as an assistant coach at The Citadel, his first stint in the SoCon, after a season in Conference USA as a part of head coach Jerod Haase's support staff at UAB.

The Buford, Ga., native began his coaching career with a three-year stint at Young Harris College where he helped the Mountain Lions to a 17-game improvement in 2011-12 with a 22-win season.

Morgan played two seasons at Kennesaw State, receiving 2006 Atlantic Sun Freshman of the Year honors, before transferring to North Georgia where he received All-Peach Belt Conference honors as a junior for the Nighthawks in 2008.

An excellent prep career saw Morgan earn 2005 McDonald's All-America honorable mention recognition while also being named Class AA All-State by the Georgia Sports Writers Association as a senior averaging 20.3 points and 10.1 rebounds per game at Buford High School. He led the Wolves to the state semifinals with a 23-8 record his final season and finished his career as the school's all-time leading scorer with 1,503 points.

Morgan resides in Murfreesboro with his wife, Lynn, and daughter, Amaya.

Morgan

Coaching Experience	
Young Harris College Assistant Coach	2010-13
UAB Administrative Assistant	2013-14
The Citadel Assistant Coach	2014-15
Kentucky Wesleyan Associate Head Coach	2015-16
UNC Greensboro Assistant Coach	2016-18
Middle Tennessee Assistant Coach	2018-Present
Playing Experience	
Kennesaw State Guard	2005-07
North Georgia Guard	2007-09
Education	
North Georgia B.S. Business Management	2010
Personal	
Born	December 2, 1986
Hometown	Buford, Ga.
Spouse	Lynn
Children	Amaya



Kerry
HAMMONDS

Director of Operations

Former Middle Tennessee basketball standout and graduate assistant Kerry Hammonds II re-joined the Blue Raider basketball program in the summer of 2017, joining former Head Coach Kermit Davis' staff as the director of basketball operations.

Hammonds, a Murfreesboro native and Siegel High School alumnus, played four years under Davis from 2010 to 2014 and amassed 869 career points. He still stands in the Top 10 in Blue Raider history in 3-pointers made (135) and games played (121).

The former shooting guard was involved in two of Davis' three trips to the NCAA Tournament at Middle Tennessee and helped win three conference titles as a player and another as a graduate assistant. Hammonds was a junior when the Blue Raiders made the big dance in 2013, and as a sophomore he also contributed to the Raiders' run to the 2012 NIT quarterfinals.

Following his playing career, Hammonds spent the 2014-15 and 2015-16 seasons as a graduate assistant as the Blue Raiders tallied a 44-27 record and made two postseason trips, one to the 2015 CIT and one to the 2016 NCAA Tournament where MT knocked off Michigan State in St. Louis in one of the most historic upsets in NCAA Tournament history.

In his one season away from the Murphy Center, Hammonds stayed nearby as an assistant coach at his alma mater, Siegel High School, where he was a Class AAA

Mr. Basketball finalist. He also taught business classes during his one year on the coaching staff at Siegel.

Hammonds earned his bachelor's degree in business education in 2014 and his master's in sports management in 2016, both from Middle Tennessee.

Hammonds resides in Murfreesboro.

Hammonds

Coaching Experience	
Middle Tennessee	
Graduate Assistant	2014-16
Siegel (TN) High School	
Assistant Coach	2016-17
Middle Tennessee	
Director of Operations	2017-Present
Playing Experience	
Middle Tennessee	
Guard	2010-14
Education	
Middle Tennessee	
B.S. Business Education	2014
M.S. Sports Management	2016
Personal	
Born	November 4, 1991
Hometown	Murfreesboro, Tenn.





DeShun **COLEMAN**

Graduate Assistant

DeShun Coleman first joined the Blue Raiders as a student manager during the 2015-16 season in which Middle Tennessee pulled off a historic run to a Conference USA Tournament title and upset of No. 2 seed Michigan State in the NCAA Tournament.

After completing his undergraduate degree in leisure, sport and tourism studies in December 2017, Coleman was elevated by new Head Coach Nick McDevitt to the role of graduate assistant prior to the 2018-19 season.

Coleman is now working on his graduate degree while expanding his role with the men's basketball team and plans to complete his master's in leisure and sport management in May 2019.

Born in Maryland, Coleman moved to Murfreesboro at age 10 after spending several years in Memphis and graduated from Oakland High School in 2014.

He resides in Murfreesboro with his son, Dallas.

Dunan **JONES**

Graduate Assistant



Dunan Jones was hired as a graduate assistant under Head Coach Nick McDevitt entering the 2018-19 season, joining the Blue Raiders from Reinhardt University.

Jones played basketball for the Eagles for four years, collecting 512 career points and twice helping Reinhardt reach the NAIA National Tournament.

During his final two seasons at Reinhardt, Jones doubled as a Track and Field athlete, competing in javelin. He finished second in the Appalachian Athletic Conference and was named a First Team All-Conference selection as a senior while the Eagles won the conference championship with a record for most points scored in a meet.

The Ball Ground, Ga., native received his bachelor's degree in sport administration from Reinhardt and will pursue his master's in leisure and sport management while at Middle Tennessee.

Jones resides in Murfreesboro with his fiancé, Mary.



Zach **WILLIS**

Strength and Conditioning Coach

Zach Willis was hired to Middle Tennessee's Strength and Conditioning program in May of 2014.

Willis is very familiar with Blue Raider athletics, having first spent time in the athletic department as a student intern. He received his bachelor's degree in exercise science from Middle Tennessee in 2012.

Upon completion of his degree, Willis began a postgraduate internship in strength and conditioning in which he worked with the baseball team and as an assistant for basketball.

When hired as a full-time strength and conditioning coach in 2014, Willis served as the head strength coach for men's basketball and assisted with football. Starting with the 2018-19 season, he will transition to serve as the head strength coach for both men's and women's basketball.

Willis is a Tennessee native, growing up in Columbia, Tennessee, and now resides in Murfreesboro.

Reese **SHIVERS**

Athletic Trainer

Reese Shivers was named associate athletic trainer at Middle Tennessee in October 2016. His primary responsibility consists of overseeing all athletic training duties for men's basketball.

Prior to joining the Blue Raiders, Shivers served as an assistant athletic trainer for the men's basketball and volleyball teams at the University of Tennessee at Martin.

Before UTM, Shivers earned his master's degree in sports management from the University of Southern Mississippi, where he worked in athletic training with the football, men's basketball and men's tennis programs.

Shivers received his bachelor's degree in kinesiology from Louisiana State University in 2013 while working as a trainer with football, women's basketball and men's tennis.

He is a native of Slidell, La., and now resides in Murfreesboro with his wife, Megan.



2017-18 REVIEW



- 2017-18 RESULTS -

Date	Opponent	Result	Site	Attendance
Nov. 10	Trevecca	W, 104-52	Murfreesboro, Tenn.	8,227
Nov. 13	at Murray State	W, 72-67	Murray, Ky.	3,854
Nov. 16	Belmont	L, 63-69	Murfreesboro, Tenn.	5,366
Nov. 18	at Tennessee State	W, 75-65	Nashville, Tenn.	1,850
Nov. 21	FGCU	W, 85-72	Murfreesboro, Tenn.	5,017
Dec. 2	at FGCU	W, 81-76	Fort Myers, Fla.	3,391
Dec. 6	at Vanderbilt	W, 66-63	Nashville, Tenn.	8,739
Dec. 9	Ole Miss	W, 77-58	Murfreesboro, Tenn.	8,806
Dec. 16	+ vs. Auburn	L, 70-76	Birmingham, Ala.	7,209
Dec. 22	^ vs. Princeton	W, 69-67	Honolulu, Hawaii	5,188
Dec. 23	^ vs. USC	L, 84-89	Honolulu, Hawaii	5,811
Dec. 25	^ vs. No. 15/16 Miami	L, 81-84	Honolulu, Hawaii	6,062
Dec. 30	* at UAB	W, 63-60	Birmingham, Ala.	4,143
Jan. 4	* at FIU	W, 71-66 (OT)	Miami, Fla.	468
Jan. 6	* at Florida Atlantic	W, 61-57	Boca Raton, Fla.	1,277
Jan. 11	* LA Tech	W, 72-57	Murfreesboro, Tenn.	4,418
Jan. 13	* Southern Miss	W, 69-49	Murfreesboro, Tenn.	4,871
Jan. 18	* at Marshall	L, 63-73	Huntington, W. Va.	5,320
Jan. 20	* at WKU	W, 66-62	Bowling Green, Ky.	7,759
Jan. 25	* UTSA	W, 75-51	Murfreesboro, Tenn.	5,010
Jan. 27	* UTEP	W, 81-50	Murfreesboro, Tenn.	5,227
Feb. 1	* at Old Dominion	W, 66-59	Norfolk, Va.	7,297
Feb. 3	* at Charlotte	W, 78-73	Charlotte, N.C.	4,078
Feb. 8	* Rice	W, 94-75	Murfreesboro, Tenn.	5,602
Feb. 10	* North Texas	W, 79-73	Murfreesboro, Tenn.	6,209
Feb. 15	* at Southern Miss	W, 72-62	Hattiesburg, Miss.	2,062
Feb. 17	* at LA Tech	W, 87-70	Ruston, La.	4,847
Feb. 24	* UAB	W, 79-54	Murfreesboro, Tenn.	9,717
March 1	* WKU	W, 82-64	Murfreesboro, Tenn.	11,307
March 3	* Marshall	L, 67-76	Murfreesboro, Tenn.	10,050
March 8	§ Southern Miss	L, 68-71 (OT)	Frisco, Texas	2,531
March 13	! Vermont	W, 91-64	Murfreesboro, Tenn.	5,010
March 18	! Louisville	L, 68-84	Louisville, Ky.	13,050

- + - Birmingham Jam
- ^ - Diamond Head Classic
- * - Conference USA game
- § - Conference USA Tournament
- ! - National Invitation Tournament

2017-18 Attendance

Home - 94,837 in 14 games - 6,774 avg.
 Road - 68,675 in 14 games - 4,905 avg.
 Neutral - 28,359 in 5 games - 5,672 avg.
 Total - 191,871 in 33 games - 5,814 avg.

NOTABLES

- ◆ On March 19, 2018, Middle Tennessee made history as it moved into the Associated Press Poll Top 25 for the first time in school history, earning a No. 24 ranking nationally
- ◆ The Blue Raiders reached the 25-win mark for the third season and a row and fifth time in the last seven seasons, tying the fourth-most single-season wins in program history
- ◆ Locking up a regular season conference title on March 1 against WKU gave MT claim to its eighth league title in the last nine seasons
- ◆ The Blue Raiders' run to the NIT also gave them seven postseason appearances in the last nine seasons, four of which have seen MT advance past the first round
- ◆ With back-to-back wins over Vanderbilt and Ole Miss early in the season, Middle Tennessee now boasts five wins to just one loss against the mighty Southeastern Conference since the beginning of the 2015-16 season
- ◆ Nick King racked up numerous awards throughout a historic campaign that saw him score a school record 694 points on the year, including but not limited to: USA Today All-America Third Team, Karl Malone Power Forward of the Year Finalist, C-USA Player of the Year, C-USA Newcomer of the Year, All-C-USA First Team, TSWA Player of the Year and Tennessee Sports Hall of Fame Co-Amateur Male Athlete of the Year
- ◆ Seniors Giddy Potts and Ed Simpson set a school record of their own in the NIT win against Vermont, tallying the 100th win of their storied Blue Raider careers
- ◆ 16-year head coach Kermit Davis closed out his time at Middle Tennessee with an astonishing 332 wins, more than twice as many as any other Blue Raider head coach





- 2017-18 STATISTICS -

Overall: 25-8

#	Player	gp-gs	min-avg	fg-fga	fg%	3fg-fga	3fg%	ft-fa	ft%	off-def-tot	avg	pf-dq	a	to	blk	stl	pts-avg
05	KING, Nick	33-33	1086-32.9	259-523	.495	42-108	.389	134-183	.732	78-200-278	8.4	50-0	65	94	7	3	694-21.0
20	POTTS, Giddy	33-33	1051-31.8	142-343	.414	85-210	.405	69-80	.863	15-126-141	4.3	85-1	63	54	8	45	438-13.3
01	WALTERS, Brandon	32-24	736-23.0	142-218	.651	1-5	.200	62-89	.697	83-84-167	5.2	116-10	19	39	30	21	347-10.8
02	JOHNSON, Antwain	31-17	704-22.7	111-251	.442	41-105	.390	56-65	.862	14-46-60	1.9	60-0	56	32	4	22	319-10.3
00	DIXON, Tyrick	32-25	720-22.5	52-139	.374	21-64	.328	27-34	.794	13-83-96	3.0	89-2	100	42	2	27	152-4.8
21	SIMMONS, David	32-3	573-17.9	54-103	.524	6-19	.316	35-55	.636	26-57-83	3.6	78-2	51	37	3	17	149-4.7
25	GAMBLE, Karl	33-9	477-14.5	52-99	.525	2-8	.250	23-38	.605	43-62-105	3.2	59-1	8	26	13	9	129-3.9
11	SIMPSON, Edward	33-17	595-18.0	27-75	.360	23-63	.365	3-4	.750	5-48-53	1.6	46-1	47	20	1	13	80-2.4
04	HAWTHORNE, James	32-0	257-8.0	27-70	.386	1-12	.083	15-22	.682	17-25-42	1.3	29-0	9	16	4	5	70-2.2
03	SIMS, Donovan	28-4	260-9.3	16-31	.516	8-18	.444	7-8	.875	1-19-30	1.1	19-0	39	18	3	12	47-1.7
12	SHELTON-SZMIDT, T	26-0	133-5.1	13-39	.333	9-26	.346	0-1	.000	6-14-20	0.8	11-0	9	10	0	6	35-1.3
35	THOMAS, Davion	13-0	39-3.0	5-13	.385	0-3	.000	3-4	.750	2-2-4	0.3	6-0	1	4	1	1	13-1.0
14	MILLER, Chase	9-0	15-1.7	2-9	.222	2-7	.286	0-2	.000	0-0-0	0.0	3-0	1	0	0	0	6-0.7
10	SLATTEN, Will	2-0	2-1.0	0-1	.000	0-0	.000	0-0	.000	2-0-2	1.0	0-0	0	0	0	0	0-0.0
Team																	
Total																	
Opponents																	

Conference USA: 16-2

#	Player	gp-gs	min-avg	fg-fga	fg%	3fg-fga	3fg%	ft-fa	ft%	off-def-tot	avg	pf-dq	a	to	blk	stl	pts-avg
05	KING, Nick	18-18	593-32.9	135-287	.470	24-65	.369	63-93	.677	44-123-167	9.3	27-0	29	55	5	14	357-19.8
20	POTTS, Giddy	18-18	566-31.4	77-180	.428	44-114	.386	43-48	.896	6-76-82	4.6	41-0	26	30	6	23	241-13.4
02	JOHNSON, Antwain	18-13	445-24.7	72-159	.453	29-66	.439	28-34	.824	10-31-41	2.3	32-0	36	18	2	12	201-11.2
01	WALTERS, Brandon	18-15	403-22.4	76-110	.691	0-0	.000	31-44	.705	49-59-108	6.0	63-4	11	21	10	11	183-10.2
00	DIXON, Tyrick	17-14	385-22.6	27-76	.355	10-33	.303	18-22	.818	7-43-50	2.9	39-0	53	15	2	18	82-4.8
21	SIMMONS, David	18-2	314-17.4	26-54	.481	4-10	.400	14-22	.636	16-31-47	2.6	41-1	31	19	2	7	70-3.9
25	GAMBLE, Karl	18-3	257-14.3	24-53	.453	1-3	.333	7-13	.538	19-35-54	3.0	33-0	4	14	7	6	56-3.1
04	HAWTHORNE, James	18-0	150-8.3	21-46	.457	1-9	.111	6-10	.600	13-12-25	1.4	15-0	5	13	3	1	49-2.7
03	SIMS, Donovan	16-2	165-10.3	10-24	.417	6-15	.400	5-6	.833	1-15-16	1.0	10-0	27	10	2	9	31-1.9
11	SIMPSON, Edward	18-5	264-14.7	10-35	.286	9-30	.300	3-4	.750	3-18-21	1.2	16-0	18	7	0	6	32-1.8
12	SHELTON-SZMIDT, T	13-0	53-4.1	6-17	.353	4-9	.444	0-1	.000	2-4-6	0.5	6-0	6	4	0	2	16-1.2
35	THOMAS, Davion	6-0	17-2.8	1-7	.143	0-2	.000	2-2	1.000	1-1-2	0.3	4-0	0	3	1	0	4-0.7
14	MILLER, Chase	7-0	10-1.4	1-5	.200	1-4	.250	0-2	.000	0-0-0	0.0	2-0	0	0	0	0	3-0.4
10	SLATTEN, Will	1-0	1-1.0	0-0	.000	0-0	.000	0-0	.000	0-0-0	0.0	0-0	0	0	0	0	0-0.0
Team																	
Total																	
Opponents																	

Postseason: 1-2

#	Player	gp-gs	min-avg	fg-fga	fg%	3fg-fga	3fg%	ft-fa	ft%	off-def-tot	avg	pf-dq	a	to	blk	stl	pts-avg
05	KING, Nick	3-3	106-35.3	22-43	.512	5-11	.455	8-12	.667	7-20-27	9.0	4-0	8	11	2	2	57-19.0
20	POTTS, Giddy	3-3	111-37.0	18-36	.500	12-22	.545	1-1	1.000	1-12-13	4.3	5-0	10	6	0	1	49-16.3
01	WALTERS, Brandon	3-0	73-24.3	15-20	.750	0-1	.000	7-9	.778	6-5-11	3.7	12-2	1	3	5	2	37-12.3
02	JOHNSON, Antwain	3-3	80-26.7	12-22	.545	2-8	.250	4-4	1.000	2-5-7	2.3	5-0	5	5	0	4	30-10.0
21	SIMMONS, David	2-0	36-18.0	5-10	.500	1-3	.333	0-0	.000	0-4-4	2.0	3-0	2	5	0	3	11-5.5
11	SIMPSON, Edward	3-0	46-15.3	4-5	.800	3-4	.750	0-0	.000	0-5-5	1.7	4-0	3	1	0	0	11-3.7
00	DIXON, Tyrick	3-1	62-20.7	4-12	.333	2-5	.400	0-0	.000	1-6-7	2.3	8-0	4	5	0	0	10-3.3
14	MILLER, Chase	1-0	2-2.0	1-2	.500	1-2	.500	0-0	.000	0-0-0	0.0	1-0	1	0	0	0	3-3.0
03	SIMS, Donovan	3-2	48-16.0	4-4	1.000	0-0	.000	0-0	.000	0-3-3	1.0	4-0	7	4	1	0	8-2.7
25	GAMBLE, Karl	3-3	35-11.7	4-6	.667	0-0	.000	0-0	.000	2-6-8	2.7	4-0	1	3	2	0	8-2.7
35	THOMAS, Davion	1-0	3-3.0	0-0	.000	0-0	.000	1-2	.500	0-0-0	0.0	0-0	1	0	0	0	1-1.0
12	SHELTON-SZMIDT, T	2-0	6-3.0	1-1	1.000	0-0	.000	0-0	.000	0-2-2	1.0	1-0	1	1	0	0	2-1.0
04	HAWTHORNE, James	3-0	17-5.7	0-3	.000	0-0	.000	0-0	.000	0-3-3	1.0	2-0	0	0	0	0	0-0.0
Team																	
Total																	
Opponents																	



- 2017-18 GAME-BY-GAME -

	FG-A	Pct.	3FG-A	Pct.	FT-A	Pct.	O/D/T	PF	A	TO	B	S	1	2	TP
Middle Tennessee	36-68	.529	11-28	.393	21-30	.700	17-23-40	24	17	8	3	10	51	53	104
vs. Trevecca	14-41	.341	4-14	.286	20-32	.625	6-21-27	24	7	22	1	5	28	24	52
Middle Tennessee	25-57	.439	1-12	.083	21-22	.955	11-27-38	24	9	19	2	10	42	30	72
at Murray State	22-54	.407	3-16	.188	20-24	.833	8-21-29	22	10	17	3	6	44	23	67
Middle Tennessee	25-62	.403	5-17	.294	8-11	.727	12-20-32	19	14	12	5	9	27	36	63
vs. Belmont	24-53	.454	10-22	.455	11-13	.846	8-28-36	13	16	17	3	3	29	40	69
Middle Tennessee	25-50	.500	9-25	.360	16-23	.696	6-27-33	23	18	13	3	4	40	35	75
at Tennessee State	20-52	.385	7-21	.333	18-25	.720	11-23-34	19	8	12	2	5	26	39	65
Middle Tennessee	28-58	.483	6-19	.316	23-32	.719	10-27-37	28	17	12	2	10	47	38	85
vs. FGCU	21-49	.429	3-17	.176	27-38	.711	6-26-32	26	10	16	2	5	29	43	72
Middle Tennessee	29-60	.483	4-15	.267	19-25	.760	15-27-42	23	14	18	2	6	34	47	81
at FGCU	25-52	.481	7-17	.412	19-27	.704	7-21-28	22	14	15	1	8	31	45	76
Middle Tennessee	24-56	.429	3-14	.214	15-23	.652	14-25-39	18	13	9	1	3	28	38	66
at Vanderbilt	20-54	.370	8-27	.296	15-19	.789	11-22-33	19	11	9	5	3	32	31	63
Middle Tennessee	31-62	.500	7-22	.318	8-9	.889	9-26-35	14	22	6	4	6	33	44	77
vs. Ole Miss	20-50	.400	5-18	.278	13-15	.867	5-23-28	11	15	11	4	3	34	24	58
Middle Tennessee	21-50	.420	11-22	.500	17-25	.680	7-22-29	25	13	24	1	15	25	45	70
vs. Auburn	25-51	.490	6-22	.273	20-26	.769	7-27-34	20	18	21	6	8	42	34	76
Middle Tennessee	24-59	.407	7-20	.350	14-18	.778	13-21-34	22	13	8	2	2	23	46	69
vs. Princeton	22-50	.440	9-25	.360	14-23	.609	9-24-33	16	11	11	1	4	28	39	67
Middle Tennessee	31-63	.492	11-23	.478	11-14	.786	9-13-22	22	13	9	1	3	43	41	84
vs. USC	26-45	.578	11-21	.524	26-33	.788	6-22-28	17	21	10	2	3	42	47	89
Middle Tennessee	27-52	.519	7-15	.467	20-24	.833	8-18-26	26	15	11	0	2	29	52	81
vs. No. 15 Miami	30-50	.600	7-18	.389	17-25	.680	6-19-25	20	14	13	3	5	34	50	84
Middle Tennessee	22-52	.423	8-19	.421	11-13	.846	6-29-35	17	13	11	2	3	30	33	63
at UAB	20-53	.377	6-21	.286	14-20	.700	6-26-32	15	15	6	4	4	29	31	60
Middle Tennessee	26-63	.413	4-14	.286	15-24	.625	15-23-38	20	11	13	3	10	22	49	71
at FIU	25-56	.446	3-12	.250	13-25	.520	13-29-42	19	8	17	4	5	26	40	66
Middle Tennessee	23-60	.383	2-11	.182	13-25	.520	14-28-42	20	6	17	2	11	29	32	61
at Florida Atlantic	21-51	.412	1-11	.091	14-17	.824	4-32-36	22	8	20	4	3	35	22	57
Middle Tennessee	26-53	.491	4-14	.286	16-19	.842	11-30-41	14	11	12	5	5	32	40	72
vs. LA Tech	21-57	.368	6-18	.333	9-15	.600	9-17-26	16	8	9	1	6	30	27	57
Middle Tennessee	26-63	.413	7-28	.250	10-14	.714	18-32-50	13	17	12	1	3	30	39	69
vs. Southern Miss	18-52	.346	3-18	.167	10-12	.833	3-20-23	13	3	9	5	3	24	25	49
Middle Tennessee	25-62	.403	5-14	.357	8-13	.615	14-25-39	23	15	19	2	4	34	29	63
at Marshall	22-48	.458	10-23	.435	19-28	.679	6-26-32	17	18	18	9	9	36	37	73
Middle Tennessee	24-54	.444	4-17	.235	14-16	.875	11-18-29	22	8	10	3	5	29	37	66
at WKU	18-41	.439	1-9	.111	25-31	.806	9-20-29	18	8	15	3	5	22	40	62
Middle Tennessee	27-56	.482	10-23	.435	11-13	.846	10-35-45	13	16	13	1	2	35	40	75
vs. UTSA	21-61	.344	7-28	.250	2-5	.400	6-20-26	18	9	7	0	8	27	24	51
Middle Tennessee	28-56	.500	7-21	.333	18-21	.857	7-35-42	19	19	12	1	10	30	51	81
vs. UTEP	17-51	.333	5-21	.238	11-19	.579	4-22-26	18	6	14	1	8	17	33	50
Middle Tennessee	24-49	.490	5-16	.313	13-19	.684	13-27-40	16	11	14	2	2	33	33	66
at Old Dominion	21-57	.368	5-25	.200	12-16	.750	12-17-29	16	11	9	3	11	33	26	59
Middle Tennessee	32-63	.508	7-15	.467	7-7	1.000	13-24-37	18	15	15	1	8	42	36	78
at Charlotte	26-49	.531	7-21	.333	14-21	.667	3-18-21	13	12	13	0	6	33	40	73
Middle Tennessee	35-68	.515	15-32	.459	9-13	.692	8-30-38	21	21	10	4	6	50	44	94
vs. Rice	23-57	.404	6-25	.240	23-27	.852	7-28-35	14	7	14	3	8	33	42	75
Middle Tennessee	28-60	.467	9-25	.360	14-17	.824	3-22-25	16	14	5	2	9	45	34	79
vs. North Texas	28-51	.549	10-19	.526	7-16	.438	7-31-38	17	16	18	0	3	40	33	73
Middle Tennessee	26-53	.491	10-23	.435	10-15	.667	6-26-34	14	13	12	0	4	37	35	72
at Southern Miss	23-53	.434	7-19	.368	9-13	.692	5-25-30	16	17	11	1	2	36	26	62
Middle Tennessee	27-58	.466	12-23	.522	21-22	.955	18-26-44	21	10	16	1	7	39	48	87
at LA Tech	19-50	.380	12-28	.429	20-29	.690	11-14-25	18	13	14	2	9	33	37	70
Middle Tennessee	29-63	.460	11-27	.407	10-14	.714	11-24-35	23	16	7	4	9	40	39	79
vs. UAB	18-50	.360	1-17	.059	17-27	.630	13-26-39	13	9	16	4	4	19	35	54
Middle Tennessee	33-60	.550	9-20	.450	7-10	.700	9-25-34	19	18	10	5	7	43	39	82
vs. WKU	24-54	.444	2-10	.200	14-20	.700	8-20-28	12	4	10	3	5	34	30	64
Middle Tennessee	25-60	.417	4-18	.222	13-26	.500	9-25-34	20	12	11	1	4	33	34	67
vs. Marshall	25-53	.472	4-22	.182	22-27	.815	4-35-39	20	11	13	2	5	36	40	76
No. 1 Middle Tennessee	26-53	.491	11-20	.550	5-6	.833	6-26-32	16	13	17	3	5	30	38	68
vs. No. 9 Southern Miss	23-55	.418	13-25	.520	12-16	.750	8-22-30	14	15	14	3	10	27	44	71
No. 3 Middle Tennessee	38-60	.633	10-21	.476	5-6	.833	6-28-34	16	21	13	5	6	41	50	91
vs. No. 6 Vermont	27-59	.458	2-12	.167	8-10	.800	5-17-22	14	15	10	0	4	33	31	64
No. 3 Middle Tennessee	26-51	.510	5-15	.333	11-16	.688	7-20-27	21	10	15	2	1	41	42	68
vs. No. 2 Louisville	29-54	.537	11-21	.524	15-20	.750	7-21-28	14	17	7	3	8	26	43	84



- 2017-18 MISCELLANEOUS -

MISCELLANEOUS STATS

10+ Points	2017-18	Career
Nick King	32	32
Giddy Potts	27	86
Antwain Johnson	18	23
Brandon Walters	17	23
Tyrik Dixon	4	11
David Simmons	3	3
Karl Gamble	2	3
James Hawthorne	1	1
Ed Simpson	0	10

20+ Points	2017-18	Career
Nick King	19	19
Giddy Potts	3	17
Brandon Walters	2	2
Antwain Johnson	1	1
Tyrik Dixon	0	1

30+ Points	2017-18	Career
Nick King	4	4
Giddy Potts	0	2

10+ Rebounds	2017-18	Career
Nick King	12	12
Brandon Walters	4	4
Tyrik Dixon	1	1
Giddy Potts	0	2

Double-Doubles	2017-18	Career
Nick King	11	11
Brandon Walters	3	3
Tyrik Dixon	1	1
Giddy Potts	0	2

Statsheet Stuffer	2017-18	Career
Tyrik Dixon	3	4
Giddy Potts	0	5

▶ at least five in three categories

Dunks	2017-18	Career
Brandon Walters	19	24
Nick King	15	15
Karl Gamble	10	12
Antwain Johnson	9	15
Davion Thomas	3	3
Giddy Potts	2	24
Tyrik Dixon	1	2
James Hawthorne	1	1
David Simmons	1	1
Ed Simpson	0	1

RAIDER RECORDS

Overall record	25-8
At home	12-2
On road	12-2
Neutral site	1-4
vs. Ranked Teams	0-1

Blue Uniforms	12-4
Grey Uniforms	1-2
White Uniforms	12-2

vs. Conference USA	16-2
vs. Conference USA Home	8-1
vs. Conference USA Away	8-1
vs. Non-Conference	8-4
vs. America East	1-0
vs. Atlantic Coast	0-2
vs. Atlantic Sun	2-0
vs. Ivy League	1-0
vs. Ohio Valley	2-1
vs. Pac-12	0-1
vs. Southeastern	2-1
vs. NCAA D-II	1-0

When leading at halftime	18-2
When tied at halftime	1-0
When trailing at halftime	6-6

Leading with 5:00 left (regulation)	23-0
Tied with 5:00 left (regulation)	2-0
Trailing with 5:00 left (regulation)	0-8

In overtime games	1-1
-------------------	-----

When MT wins the tip-off	13-3
When opponent wins the tip-off	12-5
When MT scores first	11-4
When opponent scores first	14-4
In games decided by 3 points or less	3-2
In games decided by 4-10 points	10-5

When MT shoots 50% or better	8-2
When MT shoots 40-49%	16-6
When MT shoots 30-39%	1-0
When MT shoots less than 30%	0-0

When scoring 90 or more points	3-0
When scoring 80-89 points	5-2
When scoring 70-79 points	10-1
When scoring 60-69 points	7-5
When scoring 50-59 points	0-0
When scoring less than 50 points	0-0

When MT outrebounds opponents	20-3
When MT is outrebounded	4-5
When rebounds are even	1-0

On Monday	1-1
On Tuesday	2-1
On Wednesday	1-0
On Thursday	7-3
On Friday	2-0
On Saturday	12-3
On Sunday	0-0

In November	4-1
In December	5-3
In January	7-1
In February	7-0
In March	2-3



- 2017-18 BOX SCORES -

01	Middle Tennessee 104
	Trevecca 52

Nov. 10, 2017 ♦ Murfreesboro, Tenn. ♦ Murphy Center

Trevecca	FG	3FG	FT	O-D-R	PF	PTS	A	T	B	S	MIN
Johnson, D.	4-8	0-1	1-2	1-1-2	1	9	3	3	0	2	25
Whitfield, D.	2-7	2-3	7-8	1-4-5	1	13	1	5	0	1	25
El Mardi, M.	1-2	0-0	2-2	0-1-1	4	4	0	1	0	0	11
Obunaka, D.	0-2	0-0	0-0	0-1-1	1	0	0	3	0	0	10
Henry, D.	0-2	0-0	1-2	0-1-1	0	1	1	3	0	0	15
Wills, A.	1-6	1-5	0-0	0-0-0	0	3	1	0	0	1	27
Weatherspoon, P.	2-2	0-0	1-4	1-4-5	3	5	0	4	1	0	13
Welborn, T.	0-1	0-0	2-4	0-1-1	1	2	0	0	0	1	20
Thompson, M.	1-2	1-1	2-2	0-1-1	3	5	1	0	0	0	11
Williams, J.	0-2	0-1	0-0	0-0-0	4	0	0	0	0	0	8
Anyang, N.	2-2	0-0	1-2	0-4-4	4	5	0	2	0	0	17
Herbert, C.	1-5	0-3	3-6	0-1-1	2	5	0	1	0	0	18
Team				3-2-5							
Totals	14-41	4-14	20-32	6-21-27	24	52	7	22	1	5	200

FG% 1st: 7-21 (33.3%) 2nd: 7-20 (35.0%) Game: 14-41 (24.1%)
 3FG% 1st: 3-8 (37.5%) 2nd: 1-6 (16.7%) Game: 4-14 (28.6%)
 FT% 1st: 11-14 (78.6%) 2nd: 9-18 (50.0%) Game: 20-32 (62.5%)

Middle Tennessee	FG	3FG	FT	O-D-R	PF	PTS	A	T	B	S	MIN
King, N.	6-9	0-0	5-7	3-3-6	2	17	0	0	0	1	22
Gamble, K.	4-5	0-0	2-4	3-2-5	2	10	1	0	2	1	16
Dixon, T.	2-4	1-3	3-4	0-0-0	4	8	3	3	0	2	16
Simpson, E.	2-7	2-5	0-0	0-1-1	2	6	2	2	0	0	23
Potts, G.	4-8	3-7	4-4	0-5-5	2	15	2	0	1	0	26
Johnson, A.	6-8	2-2	2-3	1-0-1	2	16	3	1	0	3	20
Sims, D.	1-1	1-1	0-0	0-3-3	1	3	1	1	0	1	12
Hawthorne, J.	2-5	0-0	3-4	1-2-3	1	7	3	0	0	0	17
Slatten, W.	0-1	0-0	0-0	2-0-2	0	0	0	0	0	0	1
Shelton-Szmiedt, T.	2-9	2-8	0-0	3-2-5	3	6	1	0	0	1	19
Miller, C.	0-2	0-1	0-0	0-0-0	0	0	0	0	0	0	3
Simmons, D.	3-4	0-1	2-4	2-2-4	4	8	1	0	0	0	13
Thomas, D.	4-5	0-0	0-0	1-1-2	1	8	0	1	0	1	12
Team				1-2-3							
Totals	36-68	11-28	21-30	17-23-40	24	104	17	8	3	10	200

FG% 1st: 17-29 (58.6%) 2nd: 19-39 (48.7%) Game: 36-68 (52.9%)
 3FG% 1st: 6-14 (42.9%) 2nd: 5-14 (35.7%) Game: 11-28 (39.3%)
 FT% 1st: 11-17 (64.7%) 2nd: 10-13 (76.9%) Game: 21-30 (70.0%)

Officials: Barry Mathis, Joey Richardson, Davis Maxwell
Technical: None
Attendance: 8,227

Score by Period	1	2	F
Trevecca	28	24	52
Middle Tennessee	51	53	104

Points	In	Off	2nd	Fast	Bench
Trevecca	18	9	7	2	52
Middle Tennessee	44	37	18	10	48

Last FG - TNU 2nd-02:45, MT 2nd-00:39.
 Largest lead - TNU none, MT by 52 2nd-00:39.
 TNU led for 00:00. MT led for 39:32. Game tied for 00:28.

Score tied - 0 times
 Lead changed - 0 times

02	Middle Tennessee 72
	Murray State 67

Nov. 13, 2017 ♦ Murray, Ky. ♦ CFSB Center

Middle Tennessee	FG	3FG	FT	O-D-R	PF	PTS	A	T	B	S	MIN
Walters, B.	3-5	0-0	3-3	2-2-4	2	9	0	3	0	0	14
King, N.	12-16	1-2	6-6	1-4-5	0	31	1	3	0	2	31
Dixon, T.	0-3	0-2	0-0	0-0-0	4	0	3	3	0	0	24
Simpson, E.	1-1	0-0	0-0	0-1-1	2	2	0	0	0	1	25
Potts, G.	2-10	0-2	3-4	1-7-8	4	7	1	3	1	4	32
Johnson, A.	2-7	0-3	2-2	0-2-2	4	6	1	3	0	1	20
Hawthorne, J.	0-3	0-1	2-2	0-2-2	2	2	0	0	0	2	13
Shelton-Szmiedt, T.	0-2	0-2	0-0	0-1-1	0	0	0	1	0	0	7
Simmons, D.	3-7	0-0	2-2	2-3-5	2	8	3	1	0	0	16
Gamble, K.	2-3	0-0	3-3	5-1-6	5	7	0	0	1	0	15
Thomas, D.	0-0	0-0	0-0	0-0-0	0	0	0	0	0	0	3
Team				0-4-4							2
Totals	25-57	1-12	21-22	11-27-38	25	72	9	19	2	10	200

FG% 1st: 16-29 (55.2%) 2nd: 9-28 (32.1%) Game: 25-57 (43.9%)
 3FG% 1st: 1-6 (16.7%) 2nd: 0-6 (0.00%) Game: 1-12 (8.3%)
 FT% 1st: 9-10 (90.0%) 2nd: 12-12 (100.0%) Game: 21-22 (95.5%)

Murray State	FG	3FG	FT	O-D-R	PF	PTS	A	T	B	S	MIN
Miller Jr., T.	5-12	0-2	1-2	0-8-8	5	11	2	3	0	1	31
Dupree, J.	0-2	0-0	2-2	0-1-1	4	2	0	0	1	0	12
Stark, J.	6-15	2-8	0-1	0-2-2	1	14	1	6	0	1	38
Morant, J.	3-7	1-3	9-9	2-4-6	1	16	5	5	1	0	36
Hawkins, B.	1-5	0-1	2-2	0-2-2	2	4	0	0	0	1	26
Sanchious, B.	3-4	0-0	1-1	2-0-2	4	7	1	2	0	1	23
Buchanan, S.	2-6	0-1	1-2	1-3-4	2	5	1	1	1	1	22
Smith, A.	2-3	0-1	4-5	2-0-2	3	8	0	0	0	1	12
Team				1-1-2							
Totals	22-54	3-16	20-24	8-21-29	22	67	10	17	3	6	200

FG% 1st: 14-29 (48.3%) 2nd: 8-25 (32.0%) Game: 22-54 (40.7%)
 3FG% 1st: 2-9 (22.2%) 2nd: 1-7 (14.3%) Game: 3-16 (18.8%)
 FT% 1st: 14-16 (87.5%) 2nd: 6-8 (75.0%) Game: 20-24 (83.3%)

Officials: Steve Divine, Bart Lenox, James Hicks
Technical: None
Attendance: 3,854

Score by Period	1	2	F
Middle Tennessee	42	30	72
Murray State	44	23	67

Points	In	Off	2nd	Fast	Bench
Middle Tennessee	38	11	4	4	23
Murray State	32	22	15	6	20

Last FG - MT 2nd-00:28, MSU 2nd-00:46.
 Largest lead - MT by 6 2nd-03:22, MSU by 6 1st-14:10.
 MT led for 16:00. MSU led for 18:14. Game tied for 05:46.

Score tied - 11 times
 Lead changed - 7 times



- 2017-18 BOX SCORES -

03

Belmont.....69
 Middle Tennessee63

Nov. 16, 2017 ♦ Murfreesboro, Tenn. ♦ Murphy Center

Belmont	FG	3FG	FT	O-D-R	PF	PTS	A	T	B	S	MIN
Mercer, M.	3-8	0-2	1-1	1-2-3	4	7	1	3	1	0	28
Egekeze, A.	8-15	6-9	2-2	0-5-5	3	24	0	1	1	0	36
Luke, A.	1-4	0-1	2-2	1-3-4	0	4	11	5	0	0	30
Windler, D.	4-6	1-2	2-4	2-8-10	2	11	1	3	0	0	36
McClain, K.	4-10	2-4	4-4	0-2-2	0	14	1	3	0	1	33
Hollander, C.	0-1	0-0	0-0	0-0-0	0	0	0	0	0	0	2
Hopkins, N.	3-5	1-3	0-0	1-1-2	1	7	1	0	0	2	16
Sampson, B.	0-0	0-0	0-0	0-1-1	1	0	0	0	0	0	4
Benkert, M.	0-1	0-1	0-0	0-0-0	1	0	0	0	0	0	4
Hadden, T.	0-0	0-0	0-0	0-1-1	1	0	1	1	1	0	4
Adelsperger, S.	1-3	0-0	0-0	2-1-3	0	2	0	0	0	0	7
Team				1-4-5							1
Totals	24-53	10-22	11-13	8-28-36	13	69	16	17	3	3	200

FG% 1st:11-26(42.3%) 2nd:13-27(48.1%) Game:24-53(40.3%)
 3FG% 1st:5-12(41.7%) 2nd:5-10(50.0%) Game:10-22(45.5%)
 FT% 1st:2-2(100.0%) 2nd:9-11(81.8%) Game:11-13(84.6%)

MiddleTennessee	FG	3FG	FT	O-D-R	PF	PTS	A	T	B	S	MIN
King, N.	9-17	1-3	2-2	1-6-7	3	21	3	1	0	1	33
Gamble, K.	1-2	0-1	0-0	2-1-3	1	2	0	2	0	0	8
Johnson, A.	1-7	0-2	0-0	0-1-1	2	2	0	0	1	1	18
Simpson, E.	0-0	0-0	0-0	0-1-1	1	0	0	1	0	1	15
Potts, G.	4-10	2-6	2-2	0-2-2	1	12	6	1	0	2	39
Dixon, T.	1-6	1-3	0-0	1-4-5	1	3	1	2	0	0	23
Walters, B.	6-13	1-2	1-2	6-8-8	4	14	1	2	4	2	24
Sims, D.	0-0	0-0	0-0	0-0-0	2	0	2	0	0	0	6
Hawthorne, J.	1-3	0-0	0-0	0-1-1	1	2	0	0	0	1	11
Shelton-Szmidt, T.	0-0	0-0	0-0	0-0-0	0	0	0	2	0	0	3
Simmons, D.	2-4	0-0	3-5	0-1-1	3	7	1	1	0	1	21
Team				2-1-3							
Totals	25-62	5-17	8-11	12-20-32	19	63	14	12	5	9	200

FG% 1st:10-26(38.5%) 2nd:15-36(41.7%) Game:25-62(40.3%)
 3FG% 1st:2-9(22.2%) 2nd:3-8(37.5%) Game:5-17(29.4%)
 FT% 1st:5-6(83.3%) 2nd:3-5(60.0%) Game:8-11(72.7%)

Officials: Ray Natili, Tim Gattis, Craig Murley
 Technicals: MT - Team
 Attendance: 5,366

Score by Period	1	2	F
Belmont	29	40	69
Middle Tennessee	27	36	63

Points	In	Off	2nd	Fast	Bench
	Point	T/O	Chance	Break	
Belmont	26	14	8	2	9
Middle Tennessee	30	20	9	4	26

Last FG - BEL 2nd-02:35, MT 2nd-00:30.
 Largest lead - BEL by 14 2nd-13:13, MT by 4 2nd-08:02.
 BEL led for 31:59. MT led for 06:13. Game tied for 01:48.

Score tied - 5 times
 Lead changed - 8 times

04

Middle Tennessee75
 Tennessee State65

Nov. 18, 2017 ♦ Nashville, Tenn. ♦ Gentry Center

MiddleTennessee	FG	3FG	FT	O-D-R	PF	PTS	A	T	B	S	MIN
Walters, B.	5-8	0-1	4-7	3-4-7	2	14	1	0	1	0	31
King, N.	8-13	3-5	1-1	1-4-5	0	20	2	5	0	1	28
Dixon, T.	2-4	0-2	5-6	0-3-3	4	9	5	3	0	2	32
Simpson, E.	1-2	1-2	0-0	0-2-2	3	3	3	0	0	0	16
Potts, G.	2-6	2-5	0-0	0-6-6	4	6	1	1	0	0	25
Johnson, A.	3-9	0-5	5-5	0-2-2	3	11	3	1	1	1	24
Sims, D.	1-2	1-2	0-0	0-3-3	0	3	0	1	0	0	6
Hawthorne, J.	1-2	0-0	1-2	1-0-1	0	3	0	0	0	0	10
Shelton-Szmidt, T.	1-2	1-2	0-0	0-0-0	0	3	0	0	0	0	3
Simmons, D.	1-1	1-1	0-2	0-2-2	3	3	3	0	1	0	15
Gamble, K.	0-1	0-0	0-0	1-1-2	3	0	0	1	0	0	9
Thomas, D.	0-0	0-0	0-0	0-0-0	1	0	0	0	0	0	1
Team				0-0-0							1
Totals	25-50	9-25	16-23	6-27-33	23	75	18	13	3	4	200

FG% 1st:13-25(52.0%) 2nd:12-25(48.0%) Game:25-50(50.0%)
 3FG% 1st:6-14(42.9%) 2nd:3-11(27.3%) Game:9-25(36.0%)
 FT% 1st:8-9(88.9%) 2nd:8-14(57.1%) Game:16-23(69.6%)

TennesseeState	FG	3FG	FT	O-D-R	PF	PTS	A	T	B	S	MIN
Hamilton, K.	2-6	1-3	0-0	0-2-2	2	5	0	0	0	0	20
Mekowulu, C.	2-4	0-0	5-6	3-5-8	5	9	1	3	1	2	31
Chaney, A.	5-7	2-3	2-2	0-5-5	4	14	4	0	0	0	28
Spencer, D.	2-10	1-5	7-7	1-3-4	2	12	1	1	0	1	34
Reddick, D.	5-11	1-2	2-7	3-3-6	1	13	1	2	0	0	33
McKnight, K.	2-5	1-1	1-1	1-2-3	0	6	0	4	0	1	21
Reid, A.	1-6	1-6	0-0	0-2-2	3	3	1	0	0	0	13
Cummings, D.	0-0	0-0	0-0	0-0-0	1	0	0	0	0	0	3
Chaffee Jr., S.	0-1	0-0	1-2	1-1-2	1	1	0	2	0	0	8
Duke, J.	1-2	0-1	0-0	0-0-0	0	2	0	0	1	1	9
Team				2-0-2							
Totals	20-52	7-21	18-25	11-23-34	19	65	80	12	2	5	200

FG% 1st:8-26(30.8%) 2nd:12-26(46.2%) Game:20-52(38.5%)
 3FG% 1st:3-11(27.3%) 2nd:4-10(40.0%) Game:7-21(33.3%)
 FT% 1st:7-11(63.6%) 2nd:11-14(78.6%) Game:18-25(72.0%)

Officials: John Dillon, Brett Miles, Eric Mills
 Technicals: TSU - Team
 Attendance: 1,850

Score by Period	1	2	F
Middle Tennessee	40	35	75
Tennessee State	26	39	65

Points	In	Off	2nd	Fast	Bench
	Point	T/O	Chance	Break	
Middle Tennessee	18	15	8	11	23
Tennessee State	24	15	14	2	12

Last FG - MT 2nd-01:34, TSU 2nd-00:34.
 Largest lead - MT by 20 2nd-10:16, TSU by 3 1st-18:23.
 MT led for 37:46. TSU led for 00:37. Game tied for 01:37.

Score tied - 0 times
 Lead changed - 1 time

2017-18 REVIEW

- 2017-18 BOX SCORES -

05

Middle Tennessee 85
Florida Gulf Coast..... 72

Nov. 21, 2017 ♦ Murfreesboro, Tenn. ♦ Murphy Center

FGCU	FG	3FG	FT	O-D-R	PF	PTS	A	T	B	S	MIN
Doyle, R.	3-7	0-0	0-0	1-3-4	0	6	2	3	1	1	29
Goodwin, B.	4-12	0-4	12-17	0-5-5	4	20	3	5	0	0	37
Johnson, Z.	5-12	1-4	7-10	2-3-5	3	18	1	4	0	2	37
Terrell, C.	2-5	0-3	0-0	1-7-8	2	4	3	1	0	1	27
Mercurius, D.	1-4	1-4	3-3	0-1-1	4	6	0	1	0	0	17
Rogers, D.	0-0	0-0	1-2	0-0-0	1	1	0	1	0	0	5
Scott Jr., R.	2-2	0-0	4-5	0-3-3	3	8	0	0	1	0	15
Ernst, B.	0-0	0-0	0-0	0-0-0	0	0	0	0	0	0	3
Carlyle, C.	1-3	1-2	0-0	0-1-1	5	3	1	0	0	1	14
Simmons, A.	3-4	0-0	0-1	2-1-3	4	6	0	1	0	0	16
Team				0-2-2							
Totals	21-49	3-17	27-38	6-26-32	26	72	10	16	2	5	200

FG% 1st: 7-20 (35.0%) 2nd: 14-29 (48.3%) Game: 21-49 (42.9%)
 3FG% 1st: 0-4 (0.0%) 2nd: 3-13 (23.1%) Game: 3-17 (17.6%)
 FT% 1st: 15-19 (78.9%) 2nd: 12-19 (63.2%) Game: 27-38 (71.1%)

Middle Tennessee	FG	3FG	FT	O-D-R	PF	PTS	A	T	B	S	MIN
Walters, B.	4-6	0-0	0-1	1-1-2	5	8	0	0	1	0	21
King, N.	7-12	1-2	10-10	2-5-7	2	25	3	3	0	0	28
Dixon, T.	5-9	2-3	0-0	2-8-10	4	12	6	1	0	1	30
Simpson, E.	1-2	1-2	0-0	0-3-3	2	3	3	2	0	1	22
Potts, G.	4-10	2-7	2-4	1-2-3	4	12	1	3	0	4	24
Johnson, A.	0-6	0-4	4-4	0-0-0	3	4	1	0	0	0	14
Sims, D.	0-0	0-0	2-2	0-0-0	1	2	0	0	0	0	4
Hawthorne, J.	1-4	0-1	0-0	1-2-3	1	2	0	2	1	0	9
Shelton-Szmidt, T.	0-0	0-0	0-0	0-1-1	0	0	0	0	0	0	6
Simmons, D.	2-3	0-0	5-8	0-1-1	4	9	3	0	0	2	20
Gamble, K.	4-6	0-0	0-3	2-4-6	2	8	0	1	0	2	22
Team				1-0-1							
Totals	28-58	6-19	23-32	10-27-37	28	85	17	12	2	10	200

FG% 1st: 17-31 (54.8%) 2nd: 11-27 (40.7%) Game: 28-58 (48.3%)
 3FG% 1st: 4-12 (33.3%) 2nd: 2-7 (28.6%) Game: 6-19 (31.6%)
 FT% 1st: 9-12 (75.0%) 2nd: 14-20 (70.0%) Game: 23-32 (71.9%)

Officials: Kevin Mathis, Bill Jacobson, Peter Juzenas
Technical: None
Attendance: 5,017

Score by Period	1	2	F
FGCU	29	43	72
Middle Tennessee	47	38	85

Points	In Paint	Off T/O	2nd Chance	Fast Break	Bench
FGCU	34	13	6	2	18
Middle Tennessee	32	11	12	2	25

Last FG - FGCU 2nd-02:07, MT 2nd-00:37.
 Largest lead - FGCU by 2 1st-18:01, MT by 22 1st-03:42.
 FGCU led for 00:18. MT led for 36:08. Game tied for 03:34.

Score tied - 1 time
 Lead changed - 1 time



Senior F Nick King led the way as Middle Tennessee took down "Dunk City" in the first of two meetings between the teams, scoring 25 points with a 10-for-10 effort from the free throw line. (Photo: MT ATHLETIC COMMUNICATIONS)



06

Middle Tennessee 81
 Florida Gulf Coast 76

Dec. 2, 2017 ♦ Fort Myers, Fla. ♦ Alico Arena

Middle Tennessee	FG	3FG	FT	O-D-R	PF	PTS	A	T	B	S	MIN
Walters, B.	4-6	0-0	4-5	2-2-4	2	12	1	3	1	0	29
King, N.	11-21	0-1	10-14	4-7-11	1	32	4	2	0	0	37
Dixon, T.	1-3	1-1	1-1	0-7-7	4	4	3	1	0	0	28
Simpson, E.	0-4	0-3	0-0	0-1-1	2	0	2	2	1	1	26
Potts, G.	4-13	2-7	0-0	2-1-3	4	10	3	3	0	4	26
Simms, D.	0-0	0-0	0-0	0-1-1	0	0	0	1	0	0	4
Hawthorne, J.	1-1	0-0	0-0	0-0-0	4	2	0	1	0	0	4
Shelton-Szmidt, T.	2-4	1-2	0-0	1-2-3	1	5	0	0	0	0	10
Simmons, D.	4-6	0-1	3-4	3-2-5	5	11	1	3	0	1	26
Gamble, K.	2-2	0-0	1-1	0-1-1	0	5	0	2	0	0	10
Team				3-3-6							
Totals	29-60	4-15	19-25	15-27-42	23	81	14	18	2	6	200

FG% 1st: 13-31 (41.9%) 2nd: 16-29 (55.2%) Game: 29-60 (48.3%)
 3FG% 1st: 2-6 (33.3%) 2nd: 2-9 (22.2%) Game: 4-15 (26.7%)
 FT% 1st: 6-9 (67.7%) 2nd: 13-16 (81.3%) Game: 19-25 (76.0%)

FGCU	FG	3FG	FT	O-D-R	PF	PTS	A	T	B	S	MIN
Simmons, A.	2-5	0-0	0-0	0-4-4	5	4	0	2	0	0	25
Goodwin, B.	8-17	3-7	7-9	2-4-6	1	26	3	1	0	2	38
Johnson, Z.	2-7	0-1	3-4	0-2-2	4	7	4	3	0	2	23
Terrell, C.	2-4	0-1	3-5	1-7-8	2	7	5	2	0	2	31
Carlyle, C.	6-9	0-1	6-7	1-1-2	5	18	0	2	0	2	37
Rogers, D.	0-1	0-1	0-0	0-0-0	0	0	0	0	0	0	2
Scott Jr., R.	0-0	0-0	0-0	2-1-3	4	0	2	2	1	0	10
Ernst, B.	1-1	0-0	0-1	0-0-0	1	2	0	0	0	0	11
Mercurius, D.	4-8	4-6	0-1	1-0-1	0	12	0	3	0	0	23
Team				0-2-2							
Totals	29-60	7-17	19-27	7-21-28	22	76	14	15	1	8	200

FG% 1st: 12-24 (50.0%) 2nd: 13-28 (46.4%) Game: 25-52 (48.1%)
 3FG% 1st: 2-6 (33.3%) 2nd: 5-11 (45.5%) Game: 7-17 (41.2%)
 FT% 1st: 5-6 (83.3%) 2nd: 14-21 (66.7%) Game: 19-27 (70.4%)

Officials: Jason Baker, Mick Fieldbinder, Christopher Ford

Technical: None

Attendance: 3,931

Score by Period	1	2	F
Middle Tennessee	34	47	81
FGCU	31	45	76


Points	In Point	Off T/O	2nd Chance	Fast Break	Bench
Middle Tennessee	46	22	22	2	23
FGCU	30	24	5	8	14

Last FG - MT 2nd-01:48, FGCU 2nd-01:35.
 Largest lead - MT by 16 2nd-11:58, FGCU by 12 1st-15:43.
 MT led for 27:57. FGCU led for 11:33. Game tied for 00:30.

Score tied - 1 time
 Lead changed - 3 times



Senior G Ed Simpson came up with a clutch rejection as only 7 seconds remained on the clock to help Middle Tennessee preserve its second consecutive win over FGCU, this time on the Eagles' home floor. (Photo: LINWOOD FERGUSON)



Senior F Nick King poured in a career-high 32 points and added 11 rebounds on the night to collect his first double-double as a Blue Raider in the 5-point win. (Photo: LINWOOD FERGUSON)

- 2017-18 BOX SCORES -

07

Middle Tennessee 66
Vanderbilt..... 63

Dec. 6, 2017 ♦ Nashville, Tenn. ♦ Memorial Gymnasium

Middle Tennessee	FG	3FG	FT	O-D-R	PF	PTS	A	T	B	S	MIN
Walters, B.	7-10	0-0	2-5	5-0-5	4	16	1	1	1	0	26
King, N.	7-18	0-2	9-11	1-5-6	3	23	4	0	0	0	34
Simpson, E.	1-3	1-3	0-0	1-5-6	1	3	0	1	0	0	31
Potts, G.	5-16	2-7	4-6	1-3-4	3	16	5	1	0	1	40
Simmons, D.	2-4	0-1	0-0	1-4-5	4	4	2	1	0	1	30
Dixon, T.	0-0	0-0	0-0	0-1-1	1	0	0	0	0	0	6
Sims, D.	0-0	0-0	0-0	0-2-2	0	0	1	0	0	0	6
Hawthorne, J.	0-0	0-0	0-0	1-1-2	0	0	0	0	0	0	9
Shelton-Szmidt, T.	0-1	0-0	0-0	0-1-1	0	0	0	1	0	1	4
Gamble, K.	2-4	0-1	0-1	2-2-4	2	4	0	0	0	0	14
Team				2-1-3							4
Totals	24-56	3-14	15-23	14-25-39	16	66	13	9	1	3	200

FG% 1st: 12-33 (36.4%) 2nd: 12-23 (52.2%) Game: 24-56 (42.9%)
 3FG% 1st: 0-6 (0.0%) 2nd: 3-8 (37.5%) Game: 3-14 (21.4%)
 FT% 1st: 4-8 (50.0%) 2nd: 11-15 (73.3%) Game: 15-23 (65.2%)

Vanderbilt	FG	3FG	FT	O-D-R	PF	PTS	A	T	B	S	MIN
Toye, J.	0-6	0-3	0-0	1-1-2	2	0	1	1	1	0	19
Roberson, J.	2-6	1-2	8-8	2-2-4	2	13	0	2	0	1	32
Baptiste, D.	2-7	0-0	0-0	2-4-6	2	4	1	0	3	0	22
Lee, S.	2-6	0-2	1-2	0-0-0	2	5	3	1	0	1	26
LaChance, R.	3-10	0-6	3-3	2-3-5	3	9	5	1	0	0	36
Willis, P.	3-6	2-5	1-2	1-4-5	1	9	0	0	0	0	17
Fisher-Davis, M.	5-9	5-8	2-3	0-7-7	2	17	0	1	1	0	33
Brown, C.	3-4	0-1	0-1	3-1-4	3	6	1	0	0	1	13
Oblina, E.	0-0	0-0	0-0	0-0-0	2	0	0	1	0	0	2
Team				0-0-0							2
Totals	20-54	8-27	15-19	11-22-33	19	63	11	9	5	3	200

FG% 1st: 11-23 (47.8%) 2nd: 9-31 (29.0%) Game: 20-54 (37.0%)
 3FG% 1st: 3-10 (30.0%) 2nd: 5-17 (29.4%) Game: 8-27 (29.6%)
 FT% 1st: 7-9 (77.8%) 2nd: 8-10 (80.0%) Game: 15-19 (78.9%)

Officials: Terry Oglesby, Byron Jarrett, Tim Gattis
Technical: None
Attendance: 8,739

Score by Period	1	2	F
Middle Tennessee	28	38	66
Vanderbilt	32	31	63

Points	In Paint	Off T/O	2nd Chance	Fast Break	Bench
Middle Tennessee	36	10	14	0	4
Vanderbilt	22	10	14	0	32

Last FG - MT 2nd-01:15, VU 2nd-02:13.
 Largest lead - MT by 7 1st-13:43, VU by 7 1st-03:19.
 MT led for 12:03. VU led for 23:30. Game tied for 04:17.

Score tied - 6 times
 Lead changed - 9 times



Senior G Giddy Potts earned himself and the Blue Raiders a second consecutive win against nearby SEC rival Vanderbilt with a well-rounded, 16-point, 5-assist, 4-rebound night in Nashville. (Photos: MT ATHLETIC COMMUNICATIONS)



08

Middle Tennessee 77
 Ole Miss 58

Dec. 9, 2017 ♦ Murfreesboro, Tenn. ♦ Murphy Center

Ole Miss	FG	3FG	FT	O-D-R	PF	PTS	A	T	B	S	MIN
Hymon, M.	6-6	0-0	0-0	2-2-4	2	12	1	2	2	1	31
Stevens, B.	5-8	0-0	0-0	4-7-11	1	32	0	1	0	1	25
Davis, T.	3-9	2-6	2-2	0-7-7	4	4	3	2	0	1	31
Tyree, B.	2-7	2-5	0-0	0-1-1	2	0	4	1	1	0	20
Crawford, M.	1-6	0-3	5-7	2-1-3	4	10	2	2	0	0	31
Shuler, D.	0-3	0-1	0-0	0-1-1	0	0	0	0	0	0	9
Burnett, D.	1-7	1-3	6-6	0-0-0	4	2	4	2	0	0	28
Olejniczak, D.	1-3	0-0	0-0	1-2-3	1	5	1	0	0	0	9
Davis, D.	0-0	0-0	0-0	3-2-5	5	11	0	0	0	0	1
Furmanavicius, J.	1-1	0-0	0-0	0-1-1	0	5	0	1	1	0	15
Team				3-3-6							
Totals	20-50	5-18	13-15	15-27-42	23	81	15	11	4	3	200

FG% 1st: 12-30 (40.0%) 2nd: 8-20 (40.0%) Game: 20-50 (40.0%)
 3FG% 1st: 5-14 (35.7%) 2nd: 0-4 (0.0%) Game: 5-18 (27.8%)
 FT% 1st: 5-6 (83.3%) 2nd: 8-9 (88.9%) Game: 13-15 (86.7%)

Middle Tennessee	FG	3FG	FT	O-D-R	PF	PTS	A	T	B	S	MIN
Walters, B.	8-11	0-0	4-4	2-3-5	3	20	1	1	4	4	34
King, N.	11-22	1-4	2-2	1-5-6	1	25	1	2	0	0	30
Dixon, T.	2-5	1-4	0-0	1-4-5	3	5	9	0	0	0	24
Simpson, E.	0-1	0-1	0-0	1-2-3	2	0	4	0	0	1	27
Potts, G.	5-14	3-9	1-2	1-3-4	2	14	4	1	0	0	36
Johnson, A.	1-3	1-2	0-0	0-2-2	0	3	1	0	0	0	8
Sims, D.	0-0	0-0	0-0	0-0-0	0	0	0	0	0	0	1
Hawthorne, J.	0-1	0-0	0-0	0-1-1	0	0	1	0	0	1	7
Shelton-Szmidt, T.	1-2	1-2	0-0	0-0-0	0	3	0	0	0	0	6
Simmons, D.	2-2	0-0	1-1	0-3-3	1	5	1	2	0	0	19
Gamble, K.	1-1	0-0	0-0	0-0-0	2	2	0	0	0	0	7
Thomas, D.	0-0	0-0	0-0	0-0-0	0	0	0	0	0	0	1
Team				3-3-6							
Totals	31-62	7-22	8-9	9-26-35	14	77	22	6	4	6	200

FG% 1st: 13-29 (44.8%) 2nd: 18-33 (54.5%) Game: 31-62 (50.0%)
 3FG% 1st: 4-12 (33.3%) 2nd: 3-10 (30.0%) Game: 7-22 (31.8%)
 FT% 1st: 3-3 (100.0%) 2nd: 5-6 (83.3%) Game: 8-9 (88.9%)

Officials: Ray Natili, Jeb Hartness, Bret Smith
Technical: None
Attendance: 8,806

Score by Period	1	2	F
Ole Miss	34	24	58
Middle Tennessee	33	44	77

Points	In Paint	Off T/O	2nd Chance	Fast Break	Bench
Ole Miss	28	7	4	3	13
Middle Tennessee	38	13	16	11	13

Last FG - OM 2nd-03:12, MT 2nd-00:36.
 Largest lead - OM by 5 1st-17:30, MT by 19 2nd-00:36.
 OM led for 07:45. MT led for 28:10. Game tied for 04:05.

Score tied - 5 times
 Lead changed - 5 times



The Blue Raiders blitzed the Ole Miss Rebels in their first visit to Murphy Center since 2012 to the tune of a 19-point win behind 45 combined points from the starting post unit of senior F Nick King and senior F Brandon Walters. (Photos: MT ATHLETIC COMMUNICATIONS)



- 2017-18 BOX SCORES -

09

Auburn 76
Middle Tennessee 70

Dec. 16, 2017 • Birmingham, Ala. • Legacy Arena

Middle Tennessee	FG	3FG	FT	O-D-R	PF	PTS	A	T	B	S	MIN
Walters, B.	3-7	0-1	2-4	2-4-6	5	8	2	3	1	1	24
King, N.	4-13	2-4	2-3	2-5-7	0	12	0	7	0	2	31
Dixon, T.	1-4	0-2	0-1	0-1-1	5	2	3	5	0	2	28
Simpson, E.	3-4	3-4	0-0	0-3-3	5	9	3	1	0	0	23
Potts, G.	4-9	2-4	9-9	0-1-1	5	19	2	1	0	4	28
Johnson, A.	4-6	3-4	0-2	0-0-0	1	11	0	1	0	0	12
Sims, D.	0-0	0-0	0-0	0-1-1	1	0	0	1	0	2	3
Hawthorne, J.	0-2	0-1	3-4	0-1-1	1	3	0	0	0	0	7
Shelton-Szmidt, T.	0-1	0-1	0-0	0-1-1	0	0	1	1	0	2	13
Simmons, D.	0-1	0-0	0-0	0-1-1	0	0	1	2	0	2	13
Gamble, K.	2-3	1-1	1-2	3-3-6	2	6	1	1	0	0	17
Thomas, D.	0-0	0-0	0-0	0-0-0	0	0	0	0	0	0	1
Team				0-1-1			1				
Totals	21-50	11-22	17-25	7-22-29	25	70	13	24	1	15	200

FG% 1st: 8-21 (38.1%) 2nd: 13-29 (44.8%) Game: 21-50 (42.0%)
 3FG% 1st: 3-9 (33.3%) 2nd: 8-13 (61.5%) Game: 11-22 (50.0%)
 FT% 1st: 6-8 (75.0%) 2nd: 11-17 (64.7%) Game: 17-25 (68.0%)

Auburn	FG	3FG	FT	O-D-R	PF	PTS	A	T	B	S	MIN
Murray, D.	1-3	0-0	0-0	0-5-5	1	2	1	5	1	0	21
McLemore, A.	4-6	0-1	0-0	1-2-3	4	8	0	0	4	0	20
Harper, J.	3-5	3-5	7-9	0-1-1	2	16	7	5	0	1	32
Brown, B.	3-12	1-8	2-3	0-2-2	1	9	5	5	1	2	36
Heron, M.	4-7	1-2	7-9	2-4-6	3	16	1	2	0	3	28
Spencer, H.	4-4	0-0	3-4	0-7-7	2	11	0	2	0	1	19
Okeke, C.	6-8	1-1	1-1	2-3-5	1	14	1	0	0	1	20
Mitchell, D.	0-5	0-4	0-0	1-1-2	2	0	3	0	0	0	15
Dunbar, M.	0-1	0-1	0-0	0-0-0	4	0	0	1	0	0	9
Team				1-2-3			1				
Totals	25-51	6-22	20-26	7-27-34	20	76	18	21	6	8	200

FG% 1st: 16-33 (48.5%) 2nd: 9-18 (50.0%) Game: 25-51 (49.0%)
 3FG% 1st: 5-14 (35.7%) 2nd: 1-8 (12.5%) Game: 6-22 (27.3%)
 FT% 1st: 5-6 (83.3%) 2nd: 15-20 (75.0%) Game: 20-26 (76.9%)

Officials: Pat Adams, Todd Austin, Doug Simmons

Technical: AU - Malik Dunbar (2)

Attendance: 7,209

Score by Period	1	2	F
Middle Tennessee	25	45	70
Auburn	42	34	76

Points	In Paint	Off T/O	2nd Chance	Fast Break	Bench
Middle Tennessee	16	21	10	6	20
Auburn	32	20	5	6	25

Last FG - MT 2nd-00:17, AU 2nd-00:34.
 Largest lead - MT none, AU by 25 2nd-16:02.
 MT led for 00:00. AU led for 39:49. Game tied for 00:11.

Score tied - 0 times
 Lead changed - 0 times



Senior G Giddy Potts led Middle Tennessee in a valiant comeback effort that fell just short as the hot-shooting Raiders nearly erased a 25-point deficit in the first ever Birmingham Jam with eight second half 3-pointers drawing MT within five points in the waning moments. (Photo: THOMAS COINER/KNIGHT EADY)

10

Middle Tennessee 69
Princeton 67

Dec. 22, 2017 ♦ Honolulu, Hawaii ♦ Stan Sheriff Center

Middle Tennessee	FG	3FG	FT	O-D-R	PF	PTS	A	T	B	S	MIN
Dixon, T.	4-5	2-3	0-0	0-5-5	5	10	4	2	0	1	26
Walters, B.	1-8	0-0	1-2	3-1-4	4	3	0	1	2	0	25
King, N.	8-17	0-3	2-3	3-2-5	3	18	4	1	0	0	36
Simpson, E.	1-3	1-3	0-0	0-2-2	0	3	3	1	0	1	28
Potts, G.	5-11	4-8	0-0	1-4-5	4	14	1	0	0	0	30
Johnson, A.	1-6	0-2	2-2	1-1-2	2	4	0	1	0	0	16
Hawthorne, J.	0-0	0-0	0-0	0-0-0	0	0	0	0	0	0	2
Shelton-Szmidt, T.	0-0	0-0	0-0	0-0-0	0	0	0	0	0	0	2
Simmons, D.	3-4	0-0	3-5	1-2-3	3	9	0	1	0	0	16
Gamble, K.	1-5	0-1	6-6	2-2-4	1	8	1	1	0	0	19
Team				2-2-4							
Totals	24-59	7-20	14-18	13-21-34	13	69	13	8	2	2	200

FG% 1st: 10-34 (29.4%) 2nd: 14-25 (56.0%) Game: 24-59 (40.7%)
 3FG% 1st: 3-13 (23.1%) 2nd: 4-7 (57.1%) Game: 7-20 (35.0%)
 FT% 1st: 0-0 (0.0%) 2nd: 14-18 (77.8%) Game: 14-18 (77.8%)

Princeton	FG	3FG	FT	O-D-R	PF	PTS	A	T	B	S	MIN
Cannady, D.	4-14	2-9	6-7	1-7-8	2	16	2	1	0	0	40
Bell, A.	3-7	2-3	3-6	1-4-5	4	11	3	3	0	0	33
Stephens, M.	3-8	0-2	3-6	3-9-12	3	9	1	3	0	1	38
Desrosiers, J.	1-3	1-1	0-2	0-0-0	0	3	0	0	0	0	8
Much, S.	4-8	2-5	0-0	2-1-3	1	10	2	3	1	0	28
Young, A.	2-3	2-3	2-2	0-0-0	4	8	2	0	0	1	18
LeBlanc, M.	1-2	0-1	0-0	0-2-2	0	2	0	1	0	2	15
Schwieger, R.	1-1	0-0	0-0	0-0-0	0	2	0	0	0	0	8
Aviriguzoh, R.	3-3	0-0	0-0	0-0-0	2	6	1	0	0	0	11
Brennan, A.	0-1	0-1	0-0	0-0-0	0	0	0	0	0	0	1
Team				2-1-3							
Totals	22-50	9-25	14-23	9-24-33	16	67	11	11	1	4	200

FG% 1st: 9-25 (36.0%) 2nd: 13-25 (52.0%) Game: 22-50 (44.0%)
 3FG% 1st: 3-12 (25.0%) 2nd: 6-13 (46.2%) Game: 9-25 (36.0%)
 FT% 1st: 7-8 (87.5%) 2nd: 7-15 (46.7%) Game: 14-23 (60.9%)

Officials: Chris Rastatter, Larry Spaulding, Todd Apo
Technical: None
Attendance: 5,918

Score by Period	1	2	F
Middle Tennessee	23	46	69
Princeton	28	39	67

Points	In Paint	Off T/O	2nd Chance	Fast Break	Bench
Middle Tennessee	26	11	14	2	21
Princeton	26	5	8	2	18

Last FG - MT 2nd-00:04, PU 2nd-00:18.
 Largest lead - MT by 4 2nd-17:19, PU by 7 1st-09:22.
 MT led for 11:52. PU led for 23:25. Game tied for 04:43.

Score tied - 7 times
 Lead changed - 13 times



Senior G Giddy Potts dropped in the first game winner of his basketball career in Hawaii as a mid-range jumper to top off his 14-point outing put the Blue Raiders on top off Princeton by two with just four ticks remaining on the clock, a lead that Middle Tennessee would preserve as the Tigers' last-ditch effort was off the mark. (Photos: HAWAII MEDIA SOURCE)



- 2017-18 BOX SCORES -

11

USC 89
Middle Tennessee 84

Dec. 23, 2017 • Honolulu, Hawaii • Stan Sheriff Center

Middle Tennessee	FG	3FG	FT	O-D-R	PF	PTS	A	T	B	S	MIN
Dixon, T.	3-7	1-3	0-0	1-0-1	3	7	4	1	0	0	25
Walters, B.	5-8	0-0	1-1	1-0-1	5	11	0	0	0	0	35
King, N.	10-20	2-3	6-9	5-6-11	0	28	3	1	0	0	19
Simpson, E.	2-4	2-4	0-0	0-0-0	2	6	3	1	0	1	19
Potts, G.	4-10	3-7	0-0	0-1-1	3	11	0	1	0	2	32
Johnson, A.	4-8	3-5	4-4	0-1-1	2	15	2	1	0	0	24
Hawthorne, J.	0-0	0-0	0-0	0-0-0	2	0	0	0	0	0	1
Simmons, D.	1-2	0-1	0-0	1-1-2	3	2	1	1	0	0	20
Gamble, K.	2-4	0-0	0-0	1-3-4	2	4	0	1	1	0	25
Team				0-1-1			2				
Totals	31-63	11-23	11-14	9-13-22	22	84	13	9	1	3	200

FG% 1st: 17-30 (56.7%) 2nd: 14-33 (42.4%) Game: 31-63 (49.2%)
 3FG% 1st: 5-10 (50.0%) 2nd: 6-13 (46.2%) Game: 11-23 (47.8%)
 FT% 1st: 4-5 (80.0%) 2nd: 7-9 (77.8%) Game: 11-14 (78.6%)

USC	FG	3FG	FT	O-D-R	PF	PTS	A	T	B	S	MIN
Metu, C.	11-15	1-2	4-5	2-7-9	4	27	4	2	0	0	39
McLaughlin, J.	2-3	1-2	6-7	2-3-5	2	11	6	5	0	2	40
Boatwright, B.	4-11	3-7	12-16	1-5-6	3	23	6	3	2	0	37
Stewart, E.	3-7	3-7	4-5	0-3-3	2	13	2	0	0	0	32
Rakocevic, N.	1-2	0-0	0-0	0-2-2	3	2	0	0	0	0	9
Aaron, S.	4-5	2-2	0-0	0-2-2	1	10	2	0	0	1	30
Usher, J.	1-2	1-1	0-0	1-0-1	2	3	1	0	0	0	13
Uyaelumno, V.	0-0	0-0	0-0	0-0-0	0	0	0	0	0	0	0+
Team				0-0-0							
Totals	26-45	11-21	26-33	6-22-28	17	89	21	10	2	3	200

FG% 1st: 17-30 (56.7%) 2nd: 15-22 (68.2%) Game: 26-45 (57.8%)
 3FG% 1st: 5-10 (50.0%) 2nd: 6-11 (54.5%) Game: 11-21 (52.4%)
 FT% 1st: 15-18 (83.3%) 2nd: 11-15 (73.3%) Game: 26-33 (78.8%)

Officials: Tony Padilla, Keith Kimble, Jason Baker
Technical: MT - Giddy Potts
Attendance: 5,811

Score by Period	1	2	F
Middle Tennessee	43	41	84
USC	42	47	89

Points	In Paint	Off T/O	2nd Chance	Fast Break	Bench
Middle Tennessee	38	19	14	4	21
USC	30	7	4	0	13

Last FG - MT 2nd-00:08, USC 2nd 00:20.
 Largest lead - MT by 9 2nd-16:54, USC by 7 2nd-04:58.
 MT led for 24:10. USC led for 11:04. Game tied for 04:46.

Score tied - 8 times
 Lead changed - 5 times

12

No. 15/16 Miami 84
Middle Tennessee 81

Dec. 25, 2017 • Honolulu, Hawaii • Stan Sheriff Center

Middle Tennessee	FG	3FG	FT	O-D-R	PF	PTS	A	T	B	S	MIN
Dixon, T.	0-1	0-0	0-0	0-1-1	4	0	2	1	0	1	11
King, N.	9-15	2-3	8-10	3-5-8	4	28	3	3	0	0	38
Simpson, E.	1-4	0-2	0-0	0-4-4	4	2	3	1	0	0	31
Potts, G.	4-10	4-5	0-0	1-3-4	3	12	1	3	0	0	36
Gamble, K.	3-4	0-1	3-5	1-1-2	0	9	0	0	0	0	23
Walters, B.	5-6	0-0	2-2	1-1-2	5	12	0	1	0	1	17
Johnson, A.	5-10	1-2	5-5	0-1-1	4	16	4	1	0	0	23
Sims, D.	0-0	0-0	0-0	0-1-0	0	0	0	0	0	0	5
Shelton-Szmidt, T.	0-0	0-0	0-0	0-0-0	0	0	0	0	0	0	1
Simmons, D.	0-1	0-1	2-2	0-0-0	2	2	1	1	0	0	14
Thomas, D.	0-1	0-1	0-0	0-0-0	0	0	0	0	0	0	1
Team				2-1-3							
Totals	27-52	7-15	20-24	8-18-26	26	81	15	11	0	2	200

FG% 1st: 11-26 (42.3%) 2nd: 16-26 (61.5%) Game: 27-52 (51.9%)
 3FG% 1st: 3-6 (50.0%) 2nd: 4-9 (44.4%) Game: 7-15 (46.7%)
 FT% 1st: 4-7 (57.1%) 2nd: 16-17 (94.1%) Game: 20-24 (83.3%)

Miami	FG	3FG	FT	O-D-R	PF	PTS	A	T	B	S	MIN
Newton, J.	4-7	0-1	1-4	0-1-1	3	9	6	1	0	1	28
Vasiljevic, D.	4-7	3-6	2-2	2-3-5	4	13	1	1	0	1	31
Lawrence II, A.	2-3	2-2	3-4	3-2-5	2	9	2	2	1	0	34
Brown Jr., B.	8-16	0-5	4-7	0-6-6	2	20	3	4	1	2	39
Huell, D.	7-8	0-0	7-8	0-3-3	2	21	0	0	1	0	32
Lykes, C.	3-5	2-3	0-0	0-0-0	2	8	2	1	0	1	17
Walker IV, L.	0-1	0-1	0-0	0-0-0	0	0	0	1	0	0	5
Miller Jr., R.	1-1	0-0	0-0	0-0-0	2	2	0	1	0	0	6
Izundu, E.	1-2	0-0	0-0	1-1-2	3	2	0	2	0	0	8
Team				0-3-3							
Totals	30-50	7-18	17-25	6-19-25	20	84	14	13	3	5	200

FG% 1st: 12-25 (48.0%) 2nd: 18-25 (72.0%) Game: 30-50 (60.0%)
 3FG% 1st: 4-10 (40.0%) 2nd: 3-8 (37.5%) Game: 7-18 (38.9%)
 FT% 1st: 6-10 (60.0%) 2nd: 11-15 (73.3%) Game: 17-25 (68.0%)

Officials: Chris Rastatter, Darron George, Larry Spaulding
Technical: None
Attendance: 6,062

Score by Period	1	2	F
Middle Tennessee	29	52	81
Miami	34	50	84

Points	In Paint	Off T/O	2nd Chance	Fast Break	Bench
Middle Tennessee	30	15	15	0	30
Miami	40	9	10	2	12

Last FG - MT 2nd-00:02, UM 2nd 00:05.
 Largest lead - MT by 13 1st 13:35, UM by 7 1st-02:02.
 MT led for 18:55. UM led for 17:51. Game tied for 03:14.

Score tied - 8 times
 Lead changed - 9 times



- 2017-18 BOX SCORES -

13

Middle Tennessee 63
UAB 60

Dec. 30, 2017 ♦ Birmingham, Ala. ♦ Bartow Arena

Middle Tennessee	FG	3FG	FT	O-D-R	PF	PTS	A	T	B	S	MIN
King, N.	11-16	2-3	6-6	2-6-8	1	30	0	4	1	0	32
Gamble, K.	0-2	0-1	0-0	0-1-1	1	0	0	1	0	0	18
Johnson, A.	1-6	0-0	2-2	1-2-3	1	4	2	0	0	0	18
Simpson, E.	0-2	0-2	0-0	0-1-1	2	0	1	0	0	0	18
Potts, G.	6-13	5-9	2-2	0-8-8	2	19	1	4	1	0	35
Dixon, T.	0-1	0-1	0-0	0-1-1	1	0	2	0	0	1	14
Walters, B.	1-3	0-0	0-1	0-3-3	4	2	0	1	0	0	18
Sims, D.	1-3	1-3	0-0	0-1-1	0	3	1	0	0	2	11
Hawthorne, J.	2-2	0-0	1-2	1-1-2	2	5	0	0	0	0	12
Simmons, D.	0-4	0-0	0-0	1-3-4	3	0	6	1	0	0	24
Team				1-2-3							
Totals	22-52	8-19	11-13	6-29-35	17	63	13	11	2	3	200

FG% 1st: 11-26 (42.3%) 2nd: 11-26 (42.3%) Game: 22-52 (42.3%)
 3FG% 1st: 5-11 (45.5%) 2nd: 3-8 (37.5%) Game: 8-19 (42.1%)
 FT% 1st: 3-5 (60.0%) 2nd: 8-8 (100.0%) Game: 11-13 (84.6%)

UAB	FG	3FG	FT	O-D-R	PF	PTS	A	T	B	S	MIN
Cokley, C.	4-11	0-0	3-3	2-6-8	1	11	5	2	1	1	35
Lee, W.	4-11	1-5	3-4	1-3-4	2	12	2	0	0	2	31
Bryant, Z.	5-9	0-0	5-7	0-4-4	4	15	4	0	0	0	35
Norton, N.	3-7	3-7	2-2	0-2-2	1	11	2	2	0	0	31
Darling, N.	2-6	1-4	0-0	0-3-3	0	5	2	1	2	1	27
Gueye, M.	0-1	0-1	0-0	0-1-1	2	0	0	0	0	0	2
Perry, J.	2-8	1-4	0-2	1-3-4	1	5	0	0	0	0	25
Sullivan, L.	0-0	0-0	1-2	0-1-1	4	1	0	0	1	0	14
Team				2-3-5							
Totals	20-53	6-21	14-20	6-26-32	15	60	15	6	4	4	200

FG% 1st: 12-29 (41.4%) 2nd: 8-24 (33.3%) Game: 20-53 (37.7%)
 3FG% 1st: 4-15 (26.7%) 2nd: 2-6 (33.3%) Game: 6-21 (28.6%)
 FT% 1st: 1-4 (25.0%) 2nd: 13-16 (81.3%) Game: 14-20 (70.0%)

Officials: Gary Maxwell, Kerry Sitton, Craig Murley**Technical:** None**Attendance:** 4,143

Score by Period	1	2	F
Middle Tennessee	30	33	63
UAB	29	31	60

Points	In Paint	Off T/O	2nd Chance	Fast Break	Bench
Middle Tennessee	20	5	5	2	10
UAB	22	13	8	4	6

Last FG - MT 2nd:01:39, UAB 2nd:02:40.

Largest lead - MT by 5 2nd:13:19, UAB by 4 1st:06:49.

MT led for 16:14. UAB led for 15:16. Game tied for 08:30.

Score tied - 12 times

Lead changed - 15 times

14

Middle Tennessee 71
FIU 66

Jan. 4, 2018 ♦ Miami, Fla. ♦ Ocean Bank Convocation Center

Middle Tennessee	FG	3FG	FT	O-D-R	PF	PTS	A	T	B	S	MIN
Dixon, T.	0-4	0-2	0-0	1-3-4	3	0	2	2	0	2	31
King, N.	5-16	0-1	7-11	4-6-10	2	17	2	4	0	2	42
Simpson, E.	1-2	1-2	0-0	0-1-1	3	3	3	1	0	1	26
Potts, G.	9-15	3-6	4-4	0-3-3	4	25	1	0	2	1	43
Gamble, K.	0-3	0-0	0-0	1-2-3	0	0	0	1	0	1	13
Walters, B.	5-10	0-0	2-4	4-3-7	5	12	1	3	0	1	31
Johnson, A.	0-1	0-0	0-0	1-0-1	1	0	0	0	0	0	3
Sims, D.	0-0	0-0	0-0	0-0-0	0	0	0	0	0	0	2
Hawthorne, J.	0-2	0-1	0-0	1-0-1	0	0	0	1	0	0	3
Shelton-Szmidt, T.	0-2	0-0	0-0	0-0-0	0	0	0	0	0	0	3
Simmons, D.	6-8	0-2	2-5	2-3-5	2	14	2	1	1	2	28
Team				1-2-3							
Totals	26-63	4-14	15-24	15-23-38	20	71	11	13	3	10	225

FG% 1st: 7-32 (21.9%) 2nd: 15-24 (62.5%) OT: 4-7 (57.1%) Game: 26-63 (41.3%)
 3FG% 1st: 3-9 (33.3%) 2nd: 1-5 (20.0%) OT: 0-0 (0.0%) Game: 4-14 (28.6%)
 FT% 1st: 5-10 (50.0%) 2nd: 5-10 (50.0%) OT: 5-6 (83.3%) Game: 15-24 (62.5%)

FIU	FG	3FG	FT	O-D-R	PF	PTS	A	T	B	S	MIN
Jacob, T.	6-15	2-6	2-2	1-5-6	3	16	0	1	0	2	42
Beard Jr., B.	4-11	0-3	6-12	1-1-2	1	14	3	5	0	3	43
Lockett, E.	5-14	0-1	1-2	1-9-10	3	11	1	2	0	0	43
Hussein, H.	3-4	0-0	0-0	0-4-4	0	6	1	2	2	0	17
Dieng, E.	0-0	0-0	1-2	0-1-1	4	1	0	3	2	0	20
Veira, C.	0-0	0-0	0-0	0-0-0	0	0	1	0	0	0	2
Whitaker, R.	1-1	0-0	0-2	1-1-2	2	2	1	0	0	0	6
Douglas, M.	4-7	1-2	3-3	1-3-4	2	12	1	1	0	0	28
Harvey, J.	2-3	0-0	0-2	4-1-5	4	4	0	2	0	0	22
Osaghae, O.	0-1	0-0	0-0	0-2-2	0	0	0	1	0	0	2
Team				4-2-6							
Totals	25-56	3-12	13-25	13-29-42	19	66	8	17	4	5	225

FG% 1st: 11-32 (34.4%) 2nd: 12-19 (63.2%) OT: 2-5 (40.0%) Game: 25-56 (44.6%)
 3FG% 1st: 1-7 (14.3%) 2nd: 2-4 (50.0%) OT: 0-1 (0.0%) Game: 3-12 (25.0%)
 FT% 1st: 3-5 (60.0%) 2nd: 6-14 (42.9%) OT: 4-6 (67.7%) Game: 13-25 (52.0%)

Officials: James Luckie, Ray Natili, Olandis Poole**Technical:** None**Attendance:** 468

Score by Period	1	2	OT	F
Middle Tennessee	22	36	13	71
FIU	26	32	8	66

Points	In Paint	Off T/O	2nd Chance	Fast Break	Bench
Middle Tennessee	32	9	22	2	26
FIU	38	16	12	6	18

Last FG - MT OT:00:54, FIU OT:00:14.

Largest lead - MT by 5 OT:00:54, FIU by 9 2nd:18:31

MT led for 12:07. FIU led for 26:00. Game tied for 06:53.

Score tied - 10 times

Lead changed - 9 times

**2017-18 REVIEW**

- 2017-18 BOX SCORES -

15

Middle Tennessee 61
Florida Atlantic 57

Jan. 6, 2018 ♦ Boca Raton, Fla. ♦ FAU Arena

Middle Tennessee	FG	3FG	FT	O-D-R	PF	PTS	A	T	B	S	MIN
Walters, B.	1-4	0-0	1-2	2-2-4	4	3	0	1	0	0	12
King, N.	7-18	0-3	2-5	4-7-11	3	16	0	4	0	0	33
Dixon, T.	2-4	0-1	0-0	0-3-3	3	4	2	0	0	4	27
Simpson, E.	0-2	0-1	0-0	1-2-3	1	0	1	0	0	0	11
Potts, G.	4-10	2-6	3-4	0-5-5	2	13	0	4	1	4	33
Johnson, A.	2-5	0-0	6-7	0-0-0	0	10	1	1	0	0	17
Sims, D.	0-0	0-0	0-0	0-1-1	0	0	1	0	0	0	3
Hawthorne, J.	1-2	0-0	0-0	2-1-3	1	2	0	1	0	0	4
Shelton-Szmidt, T.	0-1	0-0	0-0	0-0-0	1	0	0	1	0	0	12
Simmons, D.	3-7	0-0	1-5	0-1-1	2	7	1	0	1	3	26
Gamble, K.	3-7	0-0	0-2	2-3-5	3	6	0	2	0	0	22
Team				3-3-6							3
Totals	23-60	2-11	13-25	14-28-42	20	61	6	17	2	11	200

FG% 1st: 11-26 (42.3%) 2nd: 12-34 (35.3%) Game: 23-60 (38.3%)
 3FG% 1st: 1-5 (20.0%) 2nd: 1-6 (16.7%) Game: 2-11 (18.2%)
 FT% 1st: 6-9 (66.7%) 2nd: 7/16 (43.8%) Game: 13-25 (52.0%)

Florida Atlantic	FG	3FG	FT	O-D-R	PF	PTS	A	T	B	S	MIN
Pfister, W.	1-1	0-0	0-0	0-4-4	4	2	0	0	0	1	18
Johnson, J.	5-8	0-2	1-2	1-5-6	5	11	0	9	0	0	29
Delph, R.	6-18	0-0	5-6	1-8-9	1	17	1	1	4	0	36
Hulsey, P.	2-5	0-0	0-0	1-5-6	3	4	5	5	0	1	30
Massey, J.	2-10	0-5	3-4	0-5-5	3	7	0	1	0	0	33
Adger, A.	3-6	0-2	0-0	0-0-0	2	6	0	0	0	0	13
Brown, D.	0-0	0-0	0-0	0-0-0	2	0	0	1	0	0	10
Troutman, G.	2-3	1-2	5-5	0-0-0	1	10	2	2	0	1	24
Lepichev, S.	0-0	0-0	0-0	0-1-1	1	0	0	1	0	0	7
Team				1-4-5							1
Totals	21-51	1-11	14-17	4-32-36	22	57	8	20	4	3	200

FG% 1st: 14-26 (53.8%) 2nd: 7-25 (28.0%) Game: 21-51 (41.2%)
 3FG% 1st: 0-4 (0.0%) 2nd: 1-7 (14.3%) Game: 1-11 (9.1%)
 FT% 1st: 7-7 (100.0%) 2nd: 7-10 (70.0%) Game: 14-17 (82.4%)

Officials: Darron George, Alfred Smith, Bart Lenox
Technical: None
Attendance: 1,277

Score by Period	1	2	F
Middle Tennessee	29	32	61
Florida Atlantic	35	22	57

Points	In Paint	Off T/O	2nd Chance	Fast Break	Bench
Middle Tennessee	32	14	14	4	25
Florida Atlantic	20	11	2	6	16

Last FG - MT 2nd:02:15, FAU 2nd:00:13.
 Largest lead - MT by 7 2nd:02:15, FAU by 7 1st:12:59.
 MT led for 11:33. FAU led for 24:05. Game tied for 04:22.

Score tied - 9 times
 Lead changed - 9 times

16

Middle Tennessee 72
Louisiana Tech 57

Jan. 11, 2018 ♦ Murfreesboro, Tenn. ♦ Murphy Center

LA Tech	FG	3FG	FT	O-D-R	PF	PTS	A	T	B	S	MIN
Duruji, A.	0-5	0-1	1-2	1-2-3	1	1	0	0	0	0	18
White, J.	0-1	0-0	0-0	1-1-2	0	0	0	2	1	0	16
Boykins, J.	5-13	4-10	1-2	0-6-6	1	15	0	1	0	2	32
Jean, D.	4-10	0-3	0-0	2-2-4	2	8	2	3	0	0	35
Bracey, D.	6-10	1-1	3-7	1-0-1	1	16	1	0	0	2	26
Archibald, A.	1-2	0-1	0-0	1-2-3	2	3	2	3	0	0	23
Pemberton, J.	0-1	0-0	0-0	0-0-0	1	0	0	0	0	0	2
Christen, E.	0-0	0-0	0-0	0-0-0	1	0	0	0	0	0	8
Washington, J.	1-4	1-2	2-2	1-2-3	4	5	1	1	0	2	16
Powell, O.	4-11	0-0	2-2	1-1-2	2	10	1	0	0	0	24
Team				1-1-2							
Totals	21-57	6-18	9-15	9-17-26	16	57	8	9	1	6	200

FG% 1st: 12-27 (44.4%) 2nd: 9-30 (30.0%) Game: 21-57 (36.8%)
 3FG% 1st: 3-7 (42.9%) 2nd: 3-11 (27.3%) Game: 6-18 (33.3%)
 FT% 1st: 3-6 (50.0%) 2nd: 6-9 (66.7%) Game: 9-15 (60.0%)

Middle Tennessee	FG	3FG	FT	O-D-R	PF	PTS	A	T	B	S	MIN
Walters, B.	7-7	0-0	4-4	4-3-7	3	18	0	1	3	0	30
King, N.	9-18	2-4	2-4	0-10-10	1	22	2	0	1	1	39
Dixon, T.	2-8	1-2	4-4	1-4-5	1	9	5	0	0	2	31
Simpson, E.	0-2	0-2	0-0	2-1-3	0	0	2	1	0	0	22
Potts, G.	1-4	0-2	2-3	0-1-1	4	4	1	3	1	2	19
Johnson, A.	4-6	1-3	0-0	0-3-3	1	9	1	1	0	0	18
Hawthorne, J.	0-0	0-0	0-0	0-0-0	0	0	0	0	0	0	1
Shelton-Szmidt, T.	0-1	0-1	0-0	0-0-0	1	0	1	1	0	0	3
Simmons, D.	2-5	0-0	4-4	2-4-6	3	8	0	2	0	0	27
Gamble, K.	1-2	0-0	0-0	0-1-1	0	2	0	2	0	0	10
Team				2-3-5							1
Totals	26-53	4-14	16-19	11-30-41	14	72	11	12	5	5	200

FG% 1st: 13-27 (48.1%) 2nd: 13-26 (50.0%) Game: 26-53 (49.1%)
 3FG% 1st: 1-7 (14.3%) 2nd: 3-7 (42.9%) Game: 4-14 (28.6%)
 FT% 1st: 5-7 (71.4%) 2nd: 11-12 (91.7%) Game: 16-19 (84.2%)

Officials: Tom Eades, Gary Maxwell, Doug Sirmons
Technical: TECH - Team
Attendance: 4,418

Score by Period	1	2	F
Louisiana Tech	30	27	57
Middle Tennessee	32	40	72

Points	In Paint	Off T/O	2nd Chance	Fast Break	Bench
Louisiana Tech	24	14	5	2	7
Middle Tennessee	34	12	19	8	19

Last FG - TECH 2nd:00:20, MT 2nd:00:28.
 Largest lead - TECH by 2 1st:06:38, MT by 17 2nd:00:28.
 TTECH led for 06:24. MT led for 29:34. Game tied for 04:02.

Score tied - 8 times
 Lead changed - 6 times





- 2017-18 BOX SCORES -

17

Middle Tennessee 69
Southern Miss..... 49

Jan. 13, 2018 ♦ Murfreesboro, Tenn. ♦ Murphy Center

Southern Miss	FG	3FG	FT	O-D-R	PF	PTS	A	T	B	S	MIN
Rowe, T.	0-2	0-0	0-0	0-0-0	2	0	0	1	1	0	13
Edwards, C.	4-12	0-3	2-2	1-5-6	2	19	0	3	1	0	37
Richardson, D.	0-3	0-2	0-0	0-0-0	4	0	0	1	0	1	20
Griffin, T.	7-13	0-2	7-8	0-2-2	1	21	3	3	0	2	38
Holland, K.	0-2	0-2	0-0	0-0-0	0	0	0	1	0	0	36
Gill, R.	0-0	0-0	0-0	0-0-0	0	0	0	0	0	0	1
Draine, L.	5-11	3-7	1-2	1-8-9	3	24	0	0	1	0	26
Davis, E.	0-1	0-0	0-0	0-1-1	0	0	0	0	1	0	4
Hampton, A.	2-8	0-2	0-0	1-4-5	1	4	0	0	1	0	24
Weatherspoon, C.	0-0	0-0	0-0	0-0-0	0	0	0	0	0	0	1
Team				0-0-0							
Totals	18-52	3-18	10-12	3-20-23	13	49	3	9	5	3	200

FG% 1st: 8-27 (29.6%) 2nd: 10-25 (40.0%) Game: 18-52 (34.6%)
 3FG% 1st: 3-11 (27.3%) 2nd: 0-7 (0.0%) Game: 3-18 (16.7%)
 FT% 1st: 5-6 (83.3%) 2nd: 5-6 (83.3%) Game: 10-12 (83.3%)

Middle Tennessee	FG	3FG	FT	O-D-R	PF	PTS	A	T	B	S	MIN
Walters, B.	9-12	0-0	1-2	7-1-8	1	19	2	1	0	0	29
King, N.	3-8	0-2	0-0	3-7-10	2	6	2	3	0	0	28
Dixon, T.	1-5	0-3	0-0	0-5-5	2	2	4	1	0	1	19
Potts, G.	3-8	2-6	6-8	0-7-7	1	14	3	0	0	2	34
Simmons, D.	2-3	0-1	0-0	2-2-4	2	4	4	1	0	0	22
Johnson, A.	3-13	2-7	0-0	1-4-5	2	8	1	1	0	0	23
Sims, D.	0-2	0-2	0-0	0-1-1	0	0	0	0	0	0	3
Hawthorne, J.	2-4	0-1	3-4	1-0-1	2	7	1	2	1	0	13
Simpson, E.	2-5	2-5	0-0	0-3-3	0	6	0	0	0	0	19
Shelton-Szmidt, T.	1-1	1-1	0-0	0-1-1	0	3	0	0	0	0	1
Miller, C.	0-0	0-0	0-0	0-0-0	0	0	0	0	0	0	1
Gamble, K.	0-1	0-0	0-0	1-0-1	1	0	0	1	0	0	7
Thomas, D.	0-1	0-0	0-0	0-0-0	0	0	0	0	0	0	1
Team				3-1-4							2
Totals	26-63	7-28	10-14	18-32-50	13	69	17	12	1	3	200

FG% 1st: 11-29 (37.9%) 2nd: 15-34 (44.1%) Game: 26-63 (41.3%)
 3FG% 1st: 2-12 (16.7%) 2nd: 5-16 (31.3%) Game: 7-28 (25.0%)
 FT% 1st: 6-9 (66.7%) 2nd: 4-5 (80.0%) Game: 10-14 (71.4%)

Officials: Tyler Kumpf, Tommy Short, Mick Fieldbinder
Technical: None
Attendance: 4,871

Score by Period	1	2	F
Southern Miss	24	25	49
Middle Tennessee	30	39	69

Points	In Paint	Off T/O	2nd Chance	Fast Break	Bench
Southern Miss	18	6	2	2	18
Middle Tennessee	30	10	24	0	24

Last FG - USM 2nd-01:21, MT 2nd-01:01.
 Largest lead - USM none, MT by 21 2nd-06:50.
 USM led for 00:00. MT led for 39:46. Game tied for 00:14.

Score tied - 0 times
 Lead changed - 0 times

18

Marshall 73
Middle Tennessee 63

Jan. 18, 2018 ♦ Huntington, W. Va. ♦ Cam Henderson Center

Middle Tennessee	FG	3FG	FT	O-D-R	PF	PTS	A	T	B	S	MIN
Walters, B.	3-4	0-0	0-0	2-3-5	5	6	0	1	0	0	17
King, N.	6-19	0-2	2-4	4-5-9	0	14	2	6	0	1	33
Dixon, T.	3-4	1-1	2-2	1-2-3	4	9	2	0	0	0	20
Potts, G.	6-14	3-7	0-0	1-6-7	2	15	2	1	0	1	40-
Simmons, D.	0-1	0-0	0-0	1-1-2	2	0	3	5	0	0	17
Johnson, A.	5-10	1-2	4-4	0-3-3	3	15	2	3	1	0	29
Hawthorne, J.	2-6	0-0	0-1	2-1-3	1	4	1	3	1	1	11
Simpson, E.	0-3	0-2	0-0	0-0-0	2	0	2	0	0	1	19
Shelton-Szmidt, T.	0-0	0-0	0-0	0-0-0	0	0	0	0	0	0	0+
Gamble, K.	0-1	0-0	0-2	0-2-2	4	0	1	0	0	0	14
Team				3-2-5							
Totals	25-62	5-14	8-13	14-25-39	23	63	15	19	2	4	200

FG% 1st: 13-29 (44.8%) 2nd: 12-33 (36.4%) Game: 25-62 (40.3%)
 3FG% 1st: 2-6 (33.3%) 2nd: 3-8 (37.5%) Game: 5-14 (35.7%)
 FT% 1st: 6-11 (54.5%) 2nd: 2-2 (100.0%) Game: 8-13 (61.5%)

Marshall	FG	3FG	FT	O-D-R	PF	PTS	A	T	B	S	MIN
Penava, A.	5-8	0-2	7-11	1-6-7	4	17	1	4	6	0	30
Mijovic, M.	0-0	0-0	0-0	0-0-0	2	0	0	0	0	1	10
West, J.	1-3	1-3	0-0	0-3-3	2	3	1	0	1	0	35
Burks, C.	9-16	5-8	2-2	1-5-6	1	25	4	3	1	1	38
Elmore, J.	4-11	3-7	8-11	1-5-6	1	19	8	3	1	5	38
Koljanin, D.	0-0	0-0	0-0	0-0-0	0	0	0	0	0	0	1
Williams, J.	1-2	1-1	2-2	0-2-2	2	5	0	0	0	0	15
George, D.	1-2	0-0	0-0	0-1-1	2	2	0	1	0	0	3
Watson, R.	2-6	0-2	0-2	2-2-4	3	2	4	4	1	1	30
Team				1-2-3							2
Totals	22-48	10-23	19-28	6-26-32	17	73	18	18	9	9	200

Officials: Joe DeRosa, Jeb Hartness, Antinio Petty
Technical: None
Attendance: 5,320

Score by Period	1	2	F
Middle Tennessee	34	29	63
Marshall	36	37	73

Points	In Paint	Off T/O	2nd Chance	Fast Break	Bench
Middle Tennessee	32	15	15	2	19
Marshall	22	18	6	0	9

Last FG - MT 2nd-00:05, MAR 2nd-00:36.
 Largest lead - MT by 3 2nd-18:17, MAR by 14 2nd-00:36.
 MT led for 01:57. MAR led for 33:03. Game tied for 05:00.

Score tied - 5 times
 Lead changed - 4 times



- 2017-18 BOX SCORES -

19

Middle Tennessee 66
Western Kentucky 62

Jan. 20, 2018 ♦ Bowling Green, Ky. ♦ E.A. Diddle Arena

Middle Tennessee	FG	3FG	FT	O-D-R	PF	PTS	A	T	B	S	MIN
Walters, B.	3-4	0-0	0-0	2-2-4	4	6	0	1	1	1	24
King, N.	11-21	2-6	4-6	1-8-9	2	28	3	3	1	0	37
Dixon, T.	0-5	0-1	2-2	0-0-0	3	2	2	1	0	0	23
Johnson, A.	1-8	0-5	0-0	1-0-1	2	2	2	1	0	1	24
Potts, G.	5-8	2-4	4-4	1-2-3	4	16	0	1	0	2	33
Sims, D.	0-0	0-0	0-0	0-0-0	0	0	1	0	0	0	3
Hawthorne, J.	0-1	0-0	0-0	2-0-2	0	0	0	0	0	0	3
Simpson, E.	0-1	0-1	0-0	0-0-0	0	0	0	1	0	1	15
Simmons, D.	2-3	0-0	0-0	1-0-1	3	4	0	0	0	0	22
Gamble, K.	2-3	0-0	4-4	1-4-5	4	8	0	1	1	0	16
Team				2-2-4							
Totals	24-54	4-17	14-16	11-18-29	22	66	8	10	3	5	200

FG% 1st: 12-27 (44.4%) 2nd: 12-27 (44.4%) Game: 24-54 (44.4%)
 3FG% 1st: 1-8 (12.5%) 2nd: 3-9 (33.3%) Game: 4-17 (23.5%)
 FT% 1st: 4-4 (100.0%) 2nd: 10-12 (83.3%) Game: 14-16 (87.5%)

WKU	FG	3FG	FT	O-D-R	PF	PTS	A	T	B	S	MIN
Coleby, D.	6-8	0-0	7-9	1-2-3	2	19	1	3	3	1	37
Johnson, J.	6-11	1-1	2-4	4-5-9	2	15	1	1	0	1	38
Bearden, L.	1-4	0-1	5-5	0-1-1	4	7	2	5	0	2	27
Hollingsworth, T.	3-7	0-2	6-6	1-2-3	4	12	0	2	0	1	37
Thompson, D.	1-5	0-2	2-4	1-6-7	0	4	3	1	0	0	30
Anderson, J.	1-4	0-1	0-0	0-0-0	3	2	0	2	0	0	16
Diagne, M.	0-0	0-0	0-0	0-0-0	1	0	0	0	0	0	3
Nelson, M.	0-0	0-0	0-0	0-1-1	1	0	0	1	0	0	2
Ohmer, J.	0-2	0-2	3-3	1-0-1	1	3	1	0	0	0	10
Team				1-3-4							
Totals	18-41	1-9	25-31	9-20-29	18	62	8	15	3	5	200

FG% 1st: 8-22 (36.4%) 2nd: 10-19 (52.6%) Game: 18-41 (43.9%)
 3FG% 1st: 0-4 (0.0%) 2nd: 1-5 (20.0%) Game: 1-9 (11.1%)
 FT% 1st: 6-10 (60.0%) 2nd: 19-21 (90.5%) Game: 25-31 (80.6%)

Officials: Brent Hampton, Craig Murley, Kerry Sitton
Technical: MT - Tyrrik Dixon, WKU - Lamonte Bearden
Attendance: 7,759

Score by Period	1	2	F
Middle Tennessee	29	37	66
WKU	22	40	62

Points	In Paint	Off T/O	2nd Chance	Fast Break	Bench
Middle Tennessee	32	17	10	2	12
WKU	28	14	10	4	5

Last FG - MT 2nd-00:07, WKU 2nd-00:06.
 Largest lead - MT by 10 2nd-17:16, WKU by 4 1st-19:10.
 MT led for 26:40. WKU led for 11:59. Game tied for 01:21.

Score tied - 2 times
 Lead changed - 5 times



Senior F Nick King poured in 28 points, including a crucial three late in the game to beat the shot clock, and grabbed nine boards as senior G Giddy Potts added 16 points to lead Middle Tennessee past rival WKU at E.A. Diddle Arena. (Photos: MT ATHLETIC COMMUNICATIONS)





- 2017-18 BOX SCORES -

20

Middle Tennessee 75
 UTSA 51

Jan. 25, 2018 ♦ Murfreesboro, Tenn. ♦ Murphy Center

UTSA	FG	3FG	FT	O-D-R	PF	PTS	A	T	B	S	MIN
Frohnen, B.	1-4	0-1	0-0	0-2-2	3	2	2	1	0	0	27
Allen, N.	4-9	0-2	0-2	1-4-5	2	8	0	1	0	2	29
Jackson, J.	7-17	3-10	0-0	0-2-2	2	17	1	2	0	0	33
De Nicolao, G.	2-6	1-2	0-0	0-3-3	2	5	2	0	0	1	31
Willborn III, G.	1-5	0-1	2-3	0-2-2	2	4	1	0	0	0	13
Lyle, D.	2-9	2-7	0-0	1-1-2	2	6	0	0	0	0	16
Massie, K.	0-0	0-0	0-0	0-1-1	0	0	0	0	0	0	1
Stanojevic, M.	1-1	0-0	0-0	1-0-1	0	2	0	0	0	0	2
Karrer, A.	0-1	0-0	0-0	1-1-2	1	0	0	1	0	2	13
Wallace, K.	1-7	1-5	0-0	0-1-1	0	3	3	0	0	3	24
Ramlat, K.	0-0	0-0	0-0	0-1-1	2	0	0	0	0	0	3
Ringholt, J.	0-0	0-0	0-0	0-0-0	0	0	0	0	0	0	2
Van Ry, T.	2-2	0-0	0-0	1-2-3	2	4	0	0	0	0	6
Team				1-0-1							
Totals	21-61	7-28	2-5	6-20-26	18	51	9	7	0	8	200

FG% 1st: 11-33 (33.3%) 2nd: 10-28 (35.7%) Game: 21-61 (34.4%)
 3FG% 1st: 5-16 (31.3%) 2nd: 2-12 (16.7%) Game: 7-28 (25.0%)
 FT% 1st: 0-0 (0.0%) 2nd: 2-5 (40.0%) Game: 2-5 (40.0%)

Middle Tennessee	FG	3FG	FT	O-D-R	PF	PTS	A	T	B	S	MIN
Walters, B.	3-5	0-0	0-0	4-10-14	3	6	2	1	0	0	26
King, N.	8-14	3-4	3-3	2-5-7	1	22	3	3	0	2	31
Dixon, T.	2-7	1-4	1-2	0-5-5	1	6	2	2	0	0	28
Johnson, A.	4-10	3-6	4-4	2-3-5	2	15	2	2	0	0	26
Potts, G.	3-9	1-4	2-2	0-6-6	2	9	0	2	0	0	34
Sims, D.	0-0	0-0	0-0	0-1-1	0	0	1	1	0	0	5
Hawthorne, J.	2-2	1-1	0-0	0-0-0	0	5	0	0	0	0	6
Slatten, W.	0-0	0-0	0-0	0-0-0	0	0	0	0	0	0	1
Simpson, E.	2-3	1-2	0-0	0-2-2	0	5	2	1	0	0	10
Shelton-Szmidt, T.	1-1	0-0	0-0	0-0-0	2	2	1	0	0	0	5
Miller, C.	0-0	0-0	0-0	0-0-0	0	0	0	0	0	0	2
Simmons, D.	0-1	0-1	0-0	0-1-1	1	0	3	0	0	0	10
Gamble, K.	2-2	0-0	1-2	2-2-4	0	5	0	1	1	0	13
Thomas, D.	0-2	0-1	0-0	0-0-0	1	0	0	0	0	0	3
Team				0-0-0							
Totals	27-56	10-23	11-13	10-35-45	13	75	16	13	1	2	200

FG% 1st: 14-29 (48.3%) 2nd: 13-27 (48.1%) Game: 27-56 (48.2%)
 3FG% 1st: 5-12 (41.7%) 2nd: 5-11 (45.5%) Game: 10-23 (43.5%)
 FT% 1st: 2-3 (66.7%) 2nd: 9-10 (90.0%) Game: 11-13 (84.6%)

Officials: Rick Crawford, Gary Maxwell, James Luckie
Technical: UTSA - Jhivvan Jackson
Attendance: 5,010

Score by Period	1	2	F
UTSA	27	24	51
Middle Tennessee	35	40	75

Points	In Paint	Off T/O	2nd Chance	Fast Break	Bench
UTSA	22	16	6	2	15
Middle Tennessee	24	6	12	2	17

Last FG - UTSA 2nd 00:15, MT 2nd-02:00.
 Largest lead - UTSA by 3 1st-17:30, MT by 30 2nd-02:00.
 UTSA led for 02:40. MT led for 32:24. Game tied for 04:56.

Score tied - 4 times
 Lead changed - 6 times

21

Middle Tennessee 81
 UTEP 50

Jan. 27, 2018 ♦ Murfreesboro, Tenn. ♦ Murphy Center

UTEP	FG	3FG	FT	O-D-R	PF	PTS	A	T	B	S	MIN
Thomas, P.	0-6	0-1	2-4	0-1-1	4	2	0	2	0	0	19
Wade, T.	6-9	2-2	0-2	3-6-9	1	14	0	1	1	0	30
Harris, O.	3-6	1-2	0-1	0-3-3	2	7	1	2	0	0	24
Osborne, I.	1-9	1-6	1-2	0-2-2	0	4	0	1	0	0	30
Magee, K.	1-2	0-1	0-0	0-2-2	0	2	4	3	0	2	27
Gilyard, E.	3-9	0-2	7-8	1-1-2	2	13	1	2	0	3	21
Flaggert, J.	0-1	0-1	1-2	0-1-1	5	1	0	0	0	0	14
Touchet, T.	1-2	0-0	0-0	0-1-1	2	2	0	1	0	1	17
Frazier, K.	2-7	1-6	0-0	0-2-2	2	5	0	2	0	2	18
Team				0-3-3							
Totals	17-51	5-21	11-19	4-22-26	18	50	6	14	1	8	200

FG% 1st: 6-27 (22.2%) 2nd: 11-24 (45.8%) Game: 17-51 (33.3%)
 3FG% 1st: 3-15 (20.0%) 2nd: 2-6 (33.3%) Game: 5-21 (23.8%)
 FT% 1st: 2-4 (50.0%) 2nd: 9-15 (60.0%) Game: 11-19 (57.9%)

Middle Tennessee	FG	3FG	FT	O-D-R	PF	PTS	A	T	B	S	MIN
Walters, B.	6-7	0-0	5-6	4-8-12	2	17	0	1	0	1	23
King, N.	4-10	1-5	2-2	1-7-8	0	11	3	0	0	1	26
Dixon, T.	2-3	1-1	0-0	0-3-3	3	5	5	3	0	2	18
Johnson, A.	2-7	0-3	1-2	0-1-1	0	5	2	0	0	2	22
Potts, G.	1-3	1-2	4-4	1-1-2	3	7	1	0	0	1	15
Sims, D.	2-3	1-2	0-0	0-1-1	3	5	2	0	1	1	17
Hawthorne, J.	1-2	0-1	0-0	0-3-3	1	2	0	2	0	0	15
Simpson, E.	2-4	2-4	3-4	0-2-2	1	9	2	1	0	2	19
Shelton-Szmidt, T.	0-4	0-2	0-0	0-1-1	1	0	2	1	0	0	11
Miller, C.	0-1	0-0	0-0	0-0-0	1	0	0	0	0	0	2
Simmons, D.	2-3	0-0	0-0	1-2-3	1	4	2	2	0	0	16
Gamble, K.	5-8	1-1	1-1	0-3-3	2	12	0	2	0	0	12
Thomas, D.	1-1	0-0	2-2	0-1-1	1	4	0	0	0	0	4
Team				0-2-2							
Totals	28-56	7-21	18-21	7-35-42	19	81	19	12	1	10	200

FG% 1st: 10-25 (40.0%) 2nd: 18-31 (58.1%) Game: 28-56 (50.0%)
 3FG% 1st: 4-13 (30.8%) 2nd: 3-8 (37.5%) Game: 7-21 (33.3%)
 FT% 1st: 6-8 (75.0%) 2nd: 12-13 (92.3%) Game: 18-21 (85.7%)

Officials: Darron George, Byron Jarrett, Raymond Styons
Technical: None
Attendance: 5,227

Score by Period	1	2	F
UTEP	17	33	50
Middle Tennessee	30	51	81

Points	In Paint	Off T/O	2nd Chance	Fast Break	Bench
UTEP	16	7	4	4	21
Middle Tennessee	34	14	13	0	36

Last FG - UTEP 2nd-00:27, MT 2nd-00:40.
 Largest lead - UTEP none, MT by 36 2nd-01:25.
 UTEP led for 00:00. MT led for 29:16. Game tied for 00:44.

Score tied - 0 times
 Lead changed - 0 times

- 2017-18 BOX SCORES -

22

Middle Tennessee 66
Old Dominion.....59

Feb. 17, 2018 ♦ Norfolk, Va. ♦ Ted Constant Convocation Center

Middle Tennessee	FG	3FG	FT	O-D-R	PF	PTS	A	T	B	S	MIN
Walters, B.	3-3	0-0	0-0	2-1-3	5	6	2	1	2	0	20
King, N.	6-12	0-2	5-7	2-9-11	3	17	0	3	0	0	29
Dixon, T.	0-2	0-1	4-5	1-2-3	1	4	1	0	0	0	23
Johnson, A.	7-12	2-3	2-4	1-3-4	1	18	4	1	0	1	29
Potts, G.	5-11	2-8	0-1	0-3-3	1	12	1	5	0	1	37
Sims, D.	0-1	0-0	0-0	0-1-1	0	0	1	1	0	0	6
Hawthorne, J.	1-1	0-0	0-0	1-0-1	2	2	0	0	0	0	11
Simpson, E.	0-2	0-0	0-0	0-0-0	0	0	1	1	0	0	12
Shelton-Szmidt, T.	0-0	0-0	0-0	0-0-0	0	0	0	0	0	0	2
Simmons, D.	1-3	1-1	2-2	0-2-2	0	5	0	1	0	0	14
Gamble, K.	1-2	0-1	0-0	3-3-6	3	2	1	1	0	0	17
Team				3-3-6							
Totals	24-49	5-16	13-19	13-27-40	16	66	11	14	2	2	200

FG% 1st: 13-26 (50.0%) 2nd: 11-23 (47.8%) Game: 24-49 (49.0%)
 3FG% 1st: 3-6 (50.0%) 2nd: 2-10 (20.0%) Game: 5-16 (31.3%)
 FT% 1st: 4-6 (66.7%) 2nd: 9-13 (69.2%) Game: 13-19 (68.4%)

Old Dominion	FG	3FG	FT	O-D-R	PF	PTS	A	T	B	S	MIN
Porter, T.	4-8	0-0	3-5	2-3-5	4	11	1	3	1	1	28
Stith, Br.	3-5	0-0	1-1	4-1-5	4	7	0	1	1	2	20
Stith, B.J.	3-10	1-6	2-2	1-2-3	3	9	4	1	0	2	34
Caver, A.	5-12	1-7	2-2	0-4-4	1	13	2	3	1	2	40
Haynes, R.	5-17	2-10	2-4	2-5-7	0	14	3	0	0	2	32
Green, X.	1-5	1-2	0-0	0-1-1	1	3	0	0	0	1	19
Carver, A.	0-0	0-0	2-2	0-0-0	3	2	1	0	0	1	25
Pinckney, K.	0-0	0-0	0-0	0-0-0	0	0	0	0	0	0	0+
Vassor, S.	0-0	0-0	0-0	0-0-0	0	0	0	0	0	0	2
Team				3-1-4							11
Totals	21-57	5-25	12-16	12-17-29	16	59	11	9	3	20	

FG% 1st: 10-26 (38.5%) 2nd: 11-31 (35.5%) Game: 21-57 (36.8%)
 3FG% 1st: 3-10 (30.0%) 2nd: 2-15 (13.3%) Game: 5-25 (20.0%)
 FT% 1st: 10-13 (76.9%) 2nd: 2-3 (66.7%) Game: 12-16 (75.0%)

Officials: Doug Simmons, Roger Ayers, Antinio Petty
Technical: ODU - Trey Porter
Attendance: 7,297

Score by Period	1	2	F
Middle Tennessee	33	33	66
Old Dominion	33	26	59

Points	In Paint	Off T/O	2nd Chance	Fast Break	Bench
Middle Tennessee	27	11	18	3	9
Old Dominion	29	17	13	11	5

Last FG - MT 2nd-01:06, ODU 2nd-00:24.
 Largest lead - MT by 9 2nd-00:26, ODU by 3 2nd-14:20.
 MT led for 27:02. ODU led for 06:32. Game tied for 06:26.

Score tied - 6 times
 Lead changed - 6 times

23

Middle Tennessee 78
Charlotte.....73

Feb. 3, 2018 ♦ Charlotte, N.C. ♦ Halton Arena

Middle Tennessee	FG	3FG	FT	O-D-R	PF	PTS	A	T	B	S	MIN
Walters, B.	3-4	0-0	0-0	1-2-3	3	6	0	3	0	0	13
King, N.	9-25	1-3	5-5	5-7-12	2	24	3	4	0	0	37
Dixon, T.	4-5	2-2	0-0	0-2-2	3	10	3	3	0	1	22
Johnson, A.	10-15	3-5	0-0	0-1-1	3	23	3	0	0	3	36
Potts, G.	1-3	0-2	2-2	0-2-2	0	4	0	1	0	1	13
Sims, D.	0-0	0-0	0-0	0-0-0	0	0	2	1	0	0	7
Hawthorne, J.	1-2	0-1	0-0	0-1-1	1	2	0	0	0	0	5
Simpson, E.	0-1	0-1	0-0	0-0-1	1	0	1	0	0	1	21
Shelton-Szmidt, T.	1-1	1-1	0-0	0-0-0	0	3	0	0	0	1	7
Simmons, D.	0-2	0-0	0-0	1-3-4	4	0	1	2	0	0	15
Gamble, K.	3-5	0-0	0-0	4-2-6	1	6	2	0	1	1	24
Team				2-4-6							1
Totals	32-63	7-15	7-7	13-24-37	18	78	15	15	1	8	200

FG% 1st: 17-30 (56.7%) 2nd: 15-33 (45.5%) Game: 32-63 (50.8%)
 3FG% 1st: 3-8 (37.5%) 2nd: 4-7 (57.1%) Game: 7-15 (46.7%)
 FT% 1st: 5-5 (100.0%) 2nd: 2-2 (100.0%) Game: 7-7 (100.0%)

Charlotte	FG	3FG	FT	O-D-R	PF	PTS	A	T	B	S	MIN
Garvin, N.	7-12	0-0	3-5	2-1-3	3	17	1	3	0	1	33
Haslem, J.	3-3	0-0	2-2	0-4-4	4	8	0	1	0	0	21
White, A.	3-6	2-4	1-2	0-2-2	0	9	3	2	0	2	19
Davis, J.	7-14	3-9	3-6	0-3-3	0	20	4	3	0	2	40
Ajukwa, A.	4-10	1-5	3-3	0-7-7	3	12	1	2	0	1	40
McGill, J.	0-0	0-0	0-0	0-0-0	0	0	0	0	0	0	6
Thomas, B.	1-1	0-0	0-0	1-0-1	1	2	0	0	0	0	19
Vasic, L.	1-3	1-3	2-3	0-1-1	2	5	3	2	0	0	22
Team				0-0-0							
Totals	26-49	7-21	14-21	3-18-21	13	73	12	13	0	6	200

FG% 1st: 12-22 (54.5%) 2nd: 14-27 (51.9%) Game: 26-49 (53.1%)
 3FG% 1st: 4-10 (40.0%) 2nd: 3-11 (27.3%) Game: 7-21 (33.3%)
 FT% 1st: 5-7 (71.4%) 2nd: 9-14 (64.3%) Game: 14-21 (66.7%)

Officials: Bret Smith, Mick Fieldbinder, Christopher Merlo
Technical: MT - Tyrrik Dixon
Attendance: 4,078

Score by Period	1	2	F
Middle Tennessee	42	36	78
Charlotte	33	40	73

Points	In Paint	Off T/O	2nd Chance	Fast Break	Bench
Middle Tennessee	32	18	15	8	11
Charlotte	28	17	5	2	7

Last FG - MT 2nd-01:10, CHA 2nd-00:49.
 Largest lead - MT by 12 1st-01:34, CHA by 3 1st-16:48.
 MT led for 29:36. CHA led for 04:53. Game tied for 04:58.

Score tied - 4 times
 Lead changed - 7 times

24

Middle Tennessee94
Rice.....75

Feb. 8, 2018 ♦ Murfreesboro, Tenn. ♦ Murphy Center



In a rout of the Rice Owls at Murphy Center on February 8, redshirt sophomore walk-on G Chase Miller entered late in the contest and stepped into a deep triple from the wing to score the first points of his career. The Blue Raider faithful erupted in cheers for the fan favorite as the squad rolled to a sixth straight win. (Photos: MT ATHLETIC COMMUNICATIONS)

Rice	FG	3FG	FT	O-D-R	PF	PTS	A	T	B	S	MIN
Osborne, M.	4-10	0-3	3-4	2-3-5	1	11	0	3	1	0	24
Cashaw, C.	5-12	4-7	4-5	1-7-8	0	18	1	3	0	2	31
Adams, A.	4-10	1-6	3-3	0-3-3	2	12	2	3	0	1	28
Hunter, N.	5-9	1-2	2-3	2-3-5	2	13	1	1	1	0	27
Mency, B.	0-5	0-4	8-9	0-5-5	3	8	0	0	0	1	33
Jones, D.	2-3	0-0	2-2	0-0-0	3	6	0	1	0	0	8
Owen, A.	0-0	0-0	0-0	0-1-1	0	0	0	0	0	1	2
Martin, R.	3-4	0-0	1-1	0-3-3	1	7	1	1	0	2	20
Lester, M.	0-1	0-1	0-0	0-0-0	0	0	1	1	0	1	10
Youngkin, G.	0-1	0-0	0-0	0-0-0	0	0	0	0	0	0	2
Trauber, J.	0-0	0-0	0-0	0-0-0	0	0	0	0	0	0	2
Harrison, T.	0-2	0-2	0-0	0-2-2	2	0	1	0	1	0	13
Team				2-1-3						1	
Totals	23-57	6-25	23-27	7-28-35	14	75	7	14	3	8	200

FG% 1st: 12-29 (41.4%) 2nd: 11-28 (39.3%) Game: 23-57 (40.4%)
3FG% 1st: 3-14 (21.4%) 2nd: 3-11 (27.3%) Game: 6-25 (24.0%)
FT% 1st: 6-7 (85.7%) 2nd: 17-20 (85.0%) Game: 23-27 (85.2%)

Middle Tennessee	FG	3FG	FT	O-D-R	PF	PTS	A	T	B	S	MIN
Walters, B.	3-5	0-0	1-2	1-2-3	2	7	1	0	0	0	18
King, N.	5-11	1-3	4-5	1-5-6	1	15	0	3	1	0	25
Dixon, T.	3-5	2-4	0-0	0-2-2	3	8	8	0	0	2	21
Johnson, A.	7-11	2-4	1-1	1-2-3	2	17	3	0	0	1	27
Potts, G.	8-15	6-12	0-0	0-7-7	2	22	2	2	0	1	31
Sims, D.	1-2	1-2	0-0	0-0-0	0	3	1	2	0	1	12
Hawthorne, J.	4-7	0-1	2-3	2-4-6	2	10	1	0	1	0	16
Simpson, E.	0-1	0-1	0-0	0-2-2	1	0	1	0	0	0	8
Shelton-Szmidt, T.	1-3	1-2	0-0	1-0-1	1	3	2	0	0	1	10
Miller, C.	1-2	1-2	0-0	0-0-0	0	3	0	0	0	0	2
Simmons, D.	1-2	1-1	1-2	1-0-1	4	4	2	0	0	0	10
Gamble, K.	1-3	0-0	0-0	1-3-4	2	2	0	1	1	0	15
Thomas, D.	0-1	0-0	0-0	0-0-0	1	0	0	2	1	0	5
Team				0-3-3							
Totals	35-68	15-32	9-13	8-30-38	21	94	21	10	4	6	200

FG% 1st: 20-32 (62.5%) 2nd: 15-36 (41.7%) Game: 35-68 (51.5%)
3FG% 1st: 7-12 (58.3%) 2nd: 8-20 (40.0%) Game: 15-32 (46.9%)
FT% 1st: 3-5 (60.0%) 2nd: 6-8 (75.0%) Game: 9-13 (69.2%)

Officials: Ray Natili, Rick Crawford, Kevin Mathis
Technical: None
Attendance: 5,602

Score by Period	1	2	F
Rice	33	42	75
Middle Tennessee	50	44	94

Points	In Paint	Off T/O	2nd Chance	Fast Break	Bench
Rice	28	12	5	0	13
Middle Tennessee	24	19	12	6	25

Last FG - Rice 2nd-00:00, MT 2nd-01:21.
Largest lead - Rice bt 4 1st-13:18, MT by 28 2nd-06:49.
Rice led for 07:36. MT led for 31:41. Game tied for 00:43.

Score tied - 2 times
Lead changed - 12 times

- 2017-18 BOX SCORES -

25

Middle Tennessee 79
North Texas 73

Feb. 10, 2018 • Murfreesboro, Tenn. • Murphy Center

North Texas	FG	3FG	FT	O-D-R	PF	PTS	A	T	B	S	MIN
Simmons, Z.	3-5	0-0	2-4	1-3-4	1	8	0	0	0	0	32
Woolridge, R.	5-10	0-1	1-6	0-8-8	2	11	10	5	0	1	40
Lawson, A.	3-7	0-0	0-0	0-6-6	5	6	3	4	0	2	24
Smart, R.	11-17	7-12	3-4	1-3-4	1	32	3	4	0	0	38
Holston, A.	1-3	0-0	0-0	0-4-4	3	2	3	2	0	0	21
Duffy, J.	2-5	1-3	0-0	0-2-2	1	5	0	0	0	0	13
Arikawe, T.	1-1	0-0	1-2	1-1-2	0	3	0	0	0	0	8
Draper, D.	2-3	2-3	0-0	1-3-4	4	6	0	2	0	0	24
Team				3-1-4							1
Totals	28-51	10-19	7-16	7-31-38	17	73	16	18	0	3	200

FG% 1st: 16-29 (55.2%) 2nd: 10-25 (40.0%) Game: 28-51 (54.9%)
 3FG% 1st: 5-11 (45.5%) 2nd: 5-8 (62.5%) Game: 10-19 (52.6%)
 FT% 1st: 3-8 (37.5%) 2nd: 4-8 (50.0%) Game: 7-16 (43.8%)

Middle Tennessee	FG	3FG	FT	O-D-R	PF	PTS	A	T	B	S	MIN
King, N.	11-21	3-7	7-9	2-9-11	0	32	1	1	0	1	39
Gamble, K.	1-3	0-0	0-0	0-1-1	1	2	0	0	1	1	12
Dixon, T.	1-4	0-2	1-2	0-3-3	4	3	3	0	1	2	28
Johnson, A.	3-5	2-4	2-2	0-2-2	1	10	7	2	0	1	30
Potts, G.	5-14	3-11	2-2	0-3-3	2	15	2	0	0	1	30
Walters, B.	3-5	0-0	0-0	0-0-0	4	6	0	0	0	1	27
Sims, D.	0-0	0-0	0-0	0-0-0	1	0	0	1	0	1	6
Hawthorne, J.	0-2	0-0	0-0	0-0-0	0	0	0	0	0	0	2
Simpson, E.	0-0	0-0	0-0	0-1-1	1	0	0	0	0	0	7
Simmons, D.	4-6	1-1	2-2	1-1-2	2	11	1	0	0	1	19
Team				0-2-2							1
Totals	28-60	9-25	14-17	3-22-25	16	79	14	5	2	9	200

FG% 1st: 18-35 (51.4%) 2nd: 10-25 (40.0%) Game: 28-60 (46.7%)
 3FG% 1st: 7-13 (53.8%) 2nd: 2-12 (16.7%) Game: 9-25 (36.0%)
 FT% 1st: 2-2 (100.0%) 2nd: 12-15 (80.0%) Game: 14-17 (82.4%)

Officials: Joe DeRosa, Craig Murley, Dave Cusick
Technical: NT - Smart
Attendance: 6,209

Score by Period	1	2	F
North Texas	40	33	73
Middle Tennessee	45	34	79

Points	In Paint	Off T/O	2nd Chance	Fast Break	Bench
North Texas	32	5	4	2	14
Middle Tennessee	26	19	5	4	17

Last FG - NT 2nd:00:10, MT 2nd:00:22.
 Largest lead - NT by 2 2nd-16:22, MT by 11 1st-08:46.
 NT led for 00:07. MT led for 38:00. Game tied for 01:53.

Score tied - 4 times
 Lead changed - 2 times



As Blue Raider fans had become well accustomed to, senior F Nick King put on a show once again as the Blue Raiders hosted the fast-rising North Texas Mean Green at Murphy Center, matching Mean Green G Roosevelt Smart's 32 points with 32 of his own to go along with 11 rebounds to push MT past North Texas. (Photos: MT ATHLETIC COMMUNICATIONS)





- 2017-18 BOX SCORES -

26

Middle Tennessee 72
 Southern Miss 62

Feb. 15, 2018 ♦ Hattiesburg, Miss. ♦ Reed Green Coliseum

Middle Tennessee	FG	3FG	FT	O-D-R	PF	PTS	A	T	B	S	MIN
Walters, B.	1-2	0-0	2-2	0-2-2	3	4	0	2	0	1	17
King, N.	8-16	1-3	3-6	5-6-11	0	20	2	2	0	1	34
Dixon, T.	5-12	2-5	0-1	0-5-5	2	12	4	1	0	0	33
Johnson, A.	5-7	3-4	0-1	1-1-2	1	13	1	2	0	1	27
Potts, G.	4-9	3-7	2-2	0-6-6	2	13	4	1	0	1	37
Sims, D.	1-2	0-1	1-1	0-0-0	0	3	0	0	0	0	4
Hawthorne, J.	1-3	0-1	0-0	0-0-0	1	2	0	1	0	0	6
Simpson, E.	0-1	0-1	0-0	0-0-0	1	0	0	0	0	0	9
Simmons, D.	1-1	1-1	2-2	0-5-5	1	5	2	2	0	0	21
Gamble, K.	0-0	0-0	0-0	0-2-2	3	0	0	0	0	0	12
Team				0-1-1							1
Totals	26-53	10-23	10-15	6-28-34	14	72	13	12	0	4	200

FG% 1st: 14-27 (51.9%) 2nd: 12-26 (46.2%) Game: 26-53 (49.1%)
 3FG% 1st: 6-14 (42.9%) 2nd: 4-9 (44.4%) Game: 10-23 (43.5%)
 FT% 1st: 3-5 (60.0%) 2nd: 7-10 (70.0%) Game: 10-15 (66.7%)

Southern Miss	FG	3FG	FT	O-D-R	PF	PTS	A	T	B	S	MIN
Davis, E.	2-3	1-2	2-2	0-0-0	2	7	0	0	0	0	20
Magee, D.	4-12	1-4	3-6	0-9-9	3	12	1	2	0	1	30
Edwards, C.	7-12	0-2	1-1	1-5-6	3	15	5	4	0	0	34
Griffin, T.	0-6	0-1	0-0	1-1-2	2	0	9	4	0	1	31
Holland, K.	2-4	2-3	0-0	0-1-1	2	6	0	0	1	0	34
Richardson, D.	3-5	1-2	0-0	0-1-1	2	7	2	1	0	0	17
Draine, L.	3-8	1-3	0-0	2-4-6	1	7	0	0	0	0	16
Rowe, T.	2-3	1-2	3-4	0-3-3	1	8	0	0	0	0	18
Team				1-1-2							1
Totals	23-53	7-19	9-13	5-25-30	16	62	17	11	1	2	200

FG% 1st: 13-25 (52.0%) 2nd: 10-28 (35.7%) Game: 23-53 (43.4%)
 3FG% 1st: 6-10 (60.0%) 2nd: 1-9 (11.1%) Game: 7-19 (36.8%)
 FT% 1st: 4-6 (66.7%) 2nd: 5-7 (71.4%) Game: 9-13 (69.2%)

Officials: Tom Eades, Roger Ayers, Bert Smith
 Technicals: None
 Attendance: 2,062

Score by Period	1	2	F
Middle Tennessee	37	35	72
Southern Miss	36	26	62

Points	In Paint	Off T/O	2nd Chance	Fast Break	Bench
Middle Tennessee	20	11	9	4	10
Southern Miss	22	3	5	2	22

Last FG - MT 2nd-00:24, USM 2nd-07:15.
 Largest lead - MT by 10 2nd-00:24, USM by 9 1st-04:22.
 MT led for 18:25. USM led for 16:31. Game tied for 05:04.

Score tied - 9 times
 Lead changed - 11 times

27

Middle Tennessee 87
 Louisiana Tech 70

Feb. 17, 2018 ♦ Ruston, La. ♦ Thomas Assembly Center

Middle Tennessee	FG	3FG	FT	O-D-R	PF	PTS	A	T	B	S	MIN
Walters, B.	3-6	0-0	5-5	5-6-11	4	11	1	2	0	2	18
King, N.	10-17	4-6	1-1	5-5-10	1	25	1	6	0	2	33
Dixon, T.	0-1	0-0	2-2	2-1-3	0	2	2	1	0	0	14
Johnson, A.	5-10	4-6	4-4	0-1-1	3	18	0	1	0	1	30
Potts, G.	3-11	2-8	6-6	0-4-4	2	14	1	1	0	1	34
Sims, D.	1-2	1-1	2-2	1-4-5	1	5	4	1	0	0	23
Hawthorne, J.	2-3	0-0	0-0	1-0-1	1	4	1	3	0	0	8
Simpson, E.	1-2	1-2	0-0	0-1-1	1	3	0	0	0	0	10
Shelton-Smidt, T.	0-0	0-0	0-0	0-0-0	0	0	0	0	0	0	0+
Miller, C.	0-0	0-0	0-0	0-0-0	0	0	0	0	0	0	0+
Simmons, D.	0-0	0-0	0-0	2-0-2	5	0	0	0	0	0	9
Gamble, K.	2-6	0-0	1-2	2-2-4	3	5	0	1	1	1	21
Team				0-2-2							1
Totals	27-58	12-23	21-22	18-26-44	21	87	10	16	1	7	200

FG% 1st: 14-34 (41.2%) 2nd: 13-24 (54.2%) Game: 27-58 (46.6%)
 3FG% 1st: 6-12 (50.0%) 2nd: 6-11 (54.5%) Game: 12-23 (52.2%)
 FT% 1st: 5-5 (100.0%) 2nd: 16-17 (94.1%) Game: 21-22 (95.5%)

LA Tech	FG	3FG	FT	O-D-R	PF	PTS	A	T	B	S	MIN
Duruji, A.	3-9	2-4	3-5	2-4-6	4	11	0	2	2	0	32
Powell, O.	3-5	0-0	1-1	1-2-3	0	7	1	1	0	0	30
Boykins, J.	7-14	6-10	2-2	3-1-4	5	22	3	1	0	2	33
Jean, D.	0-3	0-2	3-4	2-1-3	1	3	1	4	0	4	31
Archibald, A.	2-7	2-5	3-6	0-2-2	2	9	6	5	0	0	29
Bracey, D.	1-2	1-1	1-2	0-0-0	4	4	1	1	0	0	7
Christon, E.	1-5	1-5	4-4	0-1-1	0	7	0	0	0	3	18
Washington, J.	2-5	0-1	3-5	2-2-4	2	7	1	0	0	0	20
Team				1-1-2							1
Totals	19-50	12-28	20-29	11-14-25	18	70	13	14	2	9	200

FG% 1st: 9-22 (40.9%) 2nd: 10-28 (35.7%) Game: 19-50 (38.0%)
 3FG% 1st: 5-11 (45.5%) 2nd: 7-17 (41.2%) Game: 12-28 (42.9%)
 FT% 1st: 10-16 (62.5%) 2nd: 10-13 (76.9%) Game: 20-29 (69.0%)

Officials: Rick Crawford, Antinio Petty, Byron Jarrett
 Technicals: None
 Attendance: 4,847

Score by Period	1	2	F
Middle Tennessee	39	48	87
LA Tech	33	37	70

Points	In Paint	Off T/O	2nd Chance	Fast Break	Bench
Middle Tennessee	20	15	19	4	17
LA Tech	12	23	11	0	18

Last FG - MT 2nd-02:47, Tech 2nd-01:47.
 Largest lead - MT by 21 2nd-14:54, Tech by 3 1st-19:49.
 MT led for 36:20. Tech led for 03:29. Game tied for 00:11.

Score tied - 1 time
 Lead changed - 3 times



2017-18 REVIEW



- 2017-18 BOX SCORES -

28	No. 24/24 Middle Tennessee 79
	UAB..... 54

Feb. 24, 2018 • Murfreesboro, Tenn. • Murphy Center

UAB	FG	3FG	FT	O-D-R	PF	PTS	A	T	B	S	MIN
Sullivan, L.	4-6	0-0	1-1	2-1-3	4	9	0	2	1	1	20
Lee, W.	3-8	0-2	1-2	2-4-6	3	7	1	2	1	1	26
Bryant, Z.	3-6	1-2	6-8	1-5-6	2	13	3	4	0	1	34
Norton, N.	3-7	0-4	0-0	0-3-3	0	6	3	0	0	0	27
Darling, N.	0-5	0-4	1-2	0-3-3	0	1	0	4	1	0	24
Cokley, C.	2-7	0-0	2-2	2-2-4	2	6	1	2	1	0	16
Gueye, M.	1-4	0-1	0-2	0-4-4	2	2	0	0	0	0	22
Reynolds, H.	0-0	0-0	0-0	0-0-0	0	0	0	0	0	0	2
Perry, J.	2-7	0-4	6-10	2-3-5	0	10	1	1	0	1	29
Team				4-1-5							1
Totals	18-50	1-17	17-27	13-26-39	13	54	9	16	4	4	200

FG%	1st: 6-24 (25.0%)	2nd: 12-26 (46.2%)	Game: 18-50 (36.0%)
3FG%	1st: 1-10 (10.0%)	2nd: 0-7 (0.0%)	Game: 1-17 (5.9%)
FT%	1st: 6-11 (54.5%)	2nd: 11-16 (68.8%)	Game: 17-27 (63.0%)

Middle Tennessee	FG	3FG	FT	O-D-R	PF	PTS	A	T	B	S	MIN
Walters, B.	6-7	0-0	4-5	2-1-3	4	16	0	1	1	4	14
King, N.	8-15	2-4	4-4	1-5-6	1	22	1	1	0	1	25
Johnson, A.	4-11	3-4	0-0	1-2-3	3	11	3	0	1	0	20
Sims, D.	1-3	1-2	0-0	0-1-1	3	3	4	0	1	0	24
Potts, G.	5-10	5-9	2-2	1-5-6	3	17	3	1	0	1	28
Hawthorne, J.	1-5	0-2	0-0	0-1-1	0	2	1	0	0	0	15
Simpson, E.	0-1	0-1	0-0	0-1-1	1	0	0	1	0	0	23
Shelton-Szmidt, T.	1-2	0-1	0-1	1-2-3	0	2	1	1	0	0	8
Miller, C.	0-1	0-1	0-2	0-0-0	1	0	0	0	0	0	2
Simmons, D.	1-3	0-2	0-0	0-1-1	3	2	3	2	0	1	17
Gamble, K.	2-3	0-0	0-0	2-2-4	4	4	0	0	1	2	21
Thomas, D.	0-2	0-1	0-0	0-0-0	0	0	0	0	0	0	3
Team				3-3-6							
Totals	29-63	11-27	10-14	11-24-35	23	79	16	7	4	9	200

FG%	1st: 13-29 (44.8%)	2nd: 16-34 (47.1%)	Game: 29-63 (46.0%)
3FG%	1st: 6-12 (50.0%)	2nd: 5-15 (33.3%)	Game: 11-27 (40.7%)
FT%	1st: 8-8 (100.0%)	2nd: 2-6 (33.3%)	Game: 10-14 (71.4%)

Officials: Tyler Kumpf, Kevin Mathis, Peter Juzenas
Technical: None
Attendance: 9,717

Score by Period	1	2	F
UAB	19	35	54
Middle Tennessee	40	39	79

Points	In Paint	Off T/O	2nd Chance	Fast Break	Bench
UAB	24	6	8	0	18
Middle Tennessee	30	28	14	2	10

Last FG - UAB 2nd-00:35, MT 2nd-00:49.
 Largest lead - UAB none, MT by 35 2nd-05:14.
 UAB led for 00:00. MT led for 39:10. Game tied for 00:35.

Score tied - 0 times
 Lead changed - 0 times



Three seniors shined for Middle Tennessee as they got to enjoy playing as a ranked team in the AP Poll for the first time in program history. Senior F Nick King, senior F Brandon Walters and senior G Giddy Potts combined for 55 points as MT cruised to a dominant 25-point win in true Top 25 fashion. (Photos: MT ATHLETIC COMMUNICATIONS)



29

No. 24/23 Middle Tennessee 82
 Western Kentucky 64

Mar. 1, 2018 ♦ Murfreesboro, Tenn. ♦ Murphy Center

WKU	FG	3FG	FT	O-D-R	PF	PTS	A	T	B	S	MIN
Coleby, D.	3-6	0-0	0-0	0-3-3	3	6	0	3	2	0	32
Johnson, J.	7-14	0-2	0-0	2-5-7	0	14	0	0	0	1	35
Bearden, L.	8-12	0-0	8-10	0-4-4	1	24	1	4	1	1	35
Hollingsworth, T.	2-7	0-1	4-4	2-5-7	1	8	2	0	0	1	31
Thompson, D.	2-6	2-4	1-2	0-11	4	7	1	2	0	2	34
Anderson, J.	1-5	0-1	1-4	1-1-2	3	3	0	1	0	0	15
Nelson, M.	0-1	0-0	0-0	0-11	0	0	0	0	0	0	5
Ohmer, J.	1-3	0-2	0-0	0-0-0	0	2	0	0	0	0	13
Team				3-0-3							
Totals	24-54	2-10	14-20	8-20-28	12	64	4	10	3	5	200

FG% 1st: 13-27 (48.1%) 2nd: 11-27 (40.7%) Game: 24-54 (44.4%)
 3FG% 1st: 2-6 (33.3%) 2nd: 0-4 (0.0%) Game: 2-10 (20.0%)
 FT% 1st: 6-7 (85.7%) 2nd: 8-13 (61.5%) Game: 14-20 (70.0%)

Middle Tennessee	FG	3FG	FT	O-D-R	PF	PTS	A	T	B	S	MIN
Walters, B.	9-13	0-0	0-0	5-6-11	2	18	2	0	3	0	33
King, N.	7-15	1-4	3-4	1-8-9	3	18	4	3	0	1	35
Johnson, A.	6-10	3-4	2-3	0-0-0	2	17	1	2	0	1	33
Sims, D.	2-3	0-0	2-3	0-3-3	1	6	6	2	0	4	24
Potts, G.	4-10	3-6	0-0	0-5-5	3	11	2	2	1	1	38
Dixon, T.	0-2	0-2	0-0	1-0-1	3	0	2	0	1	0	12
Hawthorne, J.	1-1	0-0	0-0	0-0-0	0	2	0	0	0	0	4
Simpson, E.	1-2	1-2	0-0	0-0-0	0	3	1	0	0	0	6
Shelton-Szmidi, T.	1-1	1-1	0-0	0-0-0	0	3	0	0	0	0	1
Miller, C.	0-1	0-1	0-0	0-0-0	0	0	0	0	0	0	1
Simmons, D.	1-1	0-0	0-0	0-0-0	3	2	0	0	0	0	5
Gamble, K.	1-1	0-0	0-0	0-2-2	1	2	0	0	0	0	7
Thomas, D.	0-0	0-0	0-0	1-0-1	1	0	0	1	0	0	1
Team				1-1-2							
Totals	33-60	9-20	7-10	9-25-34	19	82	18	10	5	7	200

FG% 1st: 18-30 (60.0%) 2nd: 15-30 (50.0%) Game: 33-60 (55.0%)
 3FG% 1st: 7-11 (63.6%) 2nd: 2-9 (22.2%) Game: 9-20 (45.0%)
 FT% 1st: 0-1 (0.0%) 2nd: 7-9 (77.8%) Game: 7-10 (70.0%)

Officials: Joe DeRosa, Gary Maxwell, Antinio Petty

Technical: None

Attendance: 11,307

Score by Period	1	2	F
WKU	34	30	64
Middle Tennessee	43	39	82


Points	In Paint	Off T/O	2nd Chance	Fast Break	Bench
WKU	24	8	10	4	5
Middle Tennessee	42	12	13	0	12

Last FG - WKU 2nd-00:09, MT 2nd-00:54.
 Largest lead - WKU by 2 1st-09:24, MT by 23 2nd-00:54.
 WKU led for 01:20. MT led for 37:43. Game tied for 00:57.

Score tied - 2 times
 Lead changed - 4 times



Middle Tennessee cut down the nets as C-USA Regular Season champions in front of a packed house against archrival WKU on March 1, downing the Hilltoppers by 18 in front 11,307 fans, the ninth-largest crowd in Murphy Center history. (Photos: MT ATHLETIC COMMUNICATIONS)



- 2017-18 BOX SCORES -

30

Marshall..... 76
No. 24/23 Middle Tennessee 67

Mar. 3, 2018 ♦ Murfreesboro, Tenn. ♦ Murphy Center

Marshall	FG	3FG	FT	O-D-R	PF	PTS	A	T	B	S	MIN
Penava, A.	2-5	0-2	2-2	1-4-5	5	6	2	1	0	1	22
Mijovic, M.	0-0	0-0	0-0	0-0-0	1	0	0	1	0	0	4
West, J.	0-2	0-2	1-2	1-3-4	1	1	2	0	0	0	29
Burks, C.	7-12	2-6	4-4	0-5-5	1	20	3	3	0	0	40
Elmore, J.	6-17	2-10	9-12	0-6-6	2	23	4	4	1	0	40
Williams, J.	4-8	0-1	5-5	1-20-11	2	13	0	1	0	1	30
George, D.	4-7	0-1	0-0	0-2-2	5	8	0	1	1	2	17
Watson, R.	2-2	0-0	1-2	1-3-4	2	5	0	1	0	1	17
Bledsoe, P.	0-0	0-0	0-0	0-0-0	1	0	0	1	0	0	1
Team			0-2-2								
Totals	25-53	4-22	22-27	4-35-39	20	76	11	13	2	5	200

FG% 1st: 15-29 (51.7%) 2nd: 10-24 (41.7%) Game: 25-53 (47.2%)
 3FG% 1st: 2-13 (15.4%) 2nd: 2-9 (22.2%) Game: 4-22 (18.2%)
 FT% 1st: 4-5 (80.0%) 2nd: 18-22 (81.8%) Game: 22-27 (81.5%)

Middle Tennessee	FG	3FG	FT	O-D-R	PF	PTS	A	T	B	S	MIN
Walters, B.	7-9	0-0	6-11	4-4-8	5	20	0	1	0	0	33
King, N.	7-15	1-3	3-11	1-8-9	4	18	0	5	1	1	35
Johnson, A.	3-12	0-6	0-0	0-3-3	4	6	1	1	0	0	33
Simpson, E.	1-1	1-1	0-0	0-1-1	1	3	1	0	0	0	9
Potts, G.	4-13	1-5	2-2	2-2-4	2	11	2	2	0	2	32
Dixon, T.	2-4	0-1	2-2	0-2-2	2	6	4	1	0	1	21
Sims, D.	1-3	1-2	0-0	0-1-1	1	3	3	1	0	0	15
Hawthorne, J.	0-1	0-0	0-0	0-0-0	1	0	0	0	0	0	5
Simmons, D.	0-1	0-0	0-0	1-2-3	0	0	1	0	0	0	12
Gamble, K.	0-1	0-0	0-0	0-0-0	0	0	0	0	0	0	5
Team			1-2-3								
Totals	25-60	4-18	13-26	9-25-34	20	67	12	11	1	4	200

FG% 1st: 13-31 (41.9%) 2nd: 12-29 (41.4%) Game: 25-60 (41.7%)
 3FG% 1st: 3-7 (42.9%) 2nd: 1-11 (9.1%) Game: 4-18 (22.2%)
 FT% 1st: 4-12 (33.3%) 2nd: 9-14 (64.3%) Game: 13-26 (50.0%)

Officials: Clyde Owens, Mick Fieldbinder, Tommy Short
Technical: MU - Team, MT - Team
Attendance: 10,050

Score by Period	1	2	F
Marshall	36	40	76
Middle Tennessee	33	34	67

Points	In Paint	Off T/O	2nd Chance	Fast Break	Bench
Marshall	36	10	9	4	26
Middle Tennessee	28	12	3	0	9

Last FG - MU 2nd-02:25, MT 2nd-00:30.
 Largest lead - MU by 9 wnd-00:07, MT by 2 1st-19:46.
 MU led for 29:28. MT led for 06:18. Game tied for 04:14.

Score tied - 12 times
 Lead changed - 17 times

31

Southern Miss..... 71
Middle Tennessee 68

Mar. 8, 2018 ♦ Frisco, Texas ♦ Ford Center at The Star

Southern Miss	FG	3FG	FT	O-D-R	PF	PTS	A	T	B	S	MIN
Magee, D.	4-9	2-4	2-2	1-8-9	4	12	0	3	0	3	32
Edwards, C.	8-20	5-6	2-2	2-4-6	1	23	3	1	1	2	37
Griffin, T.	4-10	2-6	1-3	0-3-3	2	11	6	6	0	0	39
Davis, E.	1-3	1-3	2-2	0-11	4	5	0	2	0	1	20
Holland, K.	3-5	2-4	0-0	1-1-2	0	8	2	0	1	1	38
Richardson, D.	0-0	0-0	3-5	1-0-1	2	3	3	1	0	1	21
Draine, L.	1-3	1-2	0-0	0-0-0	0	3	0	0	0	1	12
Rowe, T.	2-4	0-0	2-2	1-2-3	1	6	1	1	1	0	24
Hampton, A.	0-1	0-0	0-0	0-1-1	0	0	0	0	0	1	2
Team			2-2-4								
Totals	23-55	13-25	12-16	8-22-30	14	71	15	14	3	10	200

FG% 1st: 11-26 (42.3%) 2nd: 10-25 (40.0%) OF: 2-4 (50.0%) Game: 23-55 (41.8%)
 3FG% 1st: 5-12 (41.7%) 2nd: 6-11 (54.5%) OF: 2-2 (100.0%) Game: 13-25 (52.0%)
 FT% 1st: 0-1 (0.0%) 2nd: 8-9 (88.9%) OF: 4-6 (66.7%) Game: 12-16 (75.0%)

Middle Tennessee	FG	3FG	FT	O-D-R	PF	PTS	A	T	B	S	MIN
Dixon, T.	3-6	2-3	0-0	1-2-3	3	8	2	1	0	0	29
Johnson, A.	3-7	0-3	0-0	1-1-2	0	6	1	1	0	2	24
King, N.	6-14	2-5	3-4	2-7-9	1	17	2	4	1	1	42
Potts, G.	5-11	4-4	0-0	1-6-7	1	14	4	4	0	0	43
Gamble, K.	0-1	0-0	0-0	0-1-1	0	0	0	1	1	0	9
Walters, B.	2-3	0-0	2-2	1-1-2	5	6	1	3	0	0	21
Sims, D.	0-0	0-0	0-0	0-2-2	1	0	1	0	1	0	14
Hawthorne, J.	0-0	0-0	0-0	0-0-0	0	0	0	0	0	0	2
Simpson, E.	3-3	2-2	0-0	0-2-2	2	8	1	1	0	0	14
Simmons, D.	4-8	1-3	0-0	0-3-3	3	9	1	2	0	2	27
Team			0-1-1								
Totals	26-53	11-20	5-6	6-26-32	16	68	13	17	3	5	200

FG% 1st: 11-22 (50.0%) 2nd: 12-22 (54.5%) OF: 3-9 (33.3%) Game: 26-53 (49.1%)
 3FG% 1st: 6-8 (75.0%) 2nd: 5-10 (50.0%) OF: 0-2 (0.0%) Game: 11-20 (55.0%)
 FT% 1st: 2-2 (100.0%) 2nd: 2-2 (100.0%) OF: 1-2 (50.0%) Game: 5-6 (83.3%)

Officials: Antinio Petty, Jeb Hartness, Craig Murley
Technical: None
Attendance: 3,359

Score by Period	1	2	OT	F
Southern Miss	27	34	10	71
Middle Tennessee	30	31	7	68

Points	In Paint	Off T/O	2nd Chance	Fast Break	Bench
Southern Miss	10	14	8	2	12
Middle Tennessee	20	13	10	2	23

Last FG - USM OT-02:36, MT OT-01:44.
 Largest lead - USM by 7 2nd-06:19, MT by 8 1st-06:14.
 USM led for 25:25. MT led for 16:04. Game tied for 03:08.

Score tied - 5 times
 Lead changed - 10 times

32

Middle Tennessee 91
 Vermont..... 64

Mar. 13, 2018 • Murfreesboro, Tenn. • Murphy Center

Vermont	FG	3FG	FT	O-D-R	PF	PTS	A	T	B	S	MIN	
Urquhart, D.	8-11	0-0	0-0	2-3-5	2	16	1	2	0	0	25	
Henson, P.	3-10	0-1	3-3	0-1-1	0	9	1	2	0	0	27	
Bell-Haynes, T.	2-5	0-0	1-1	1-4-5	2	5	7	4	0	0	34	
Duncan, Er.	0-0	0-0	0-0	0-0-0	1	0	0	0	0	1	12	
Duncan, Ev.	3-7	2-5	0-0	0-3-3	2	8	1	0	0	1	30	
Smith, S.	1-5	0-2	2-2	0-0-0	2	4	1	2	0	0	12	
Lamb, A.	8-14	0-2	2-2	1-2-3	3	18	1	0	0	1	22	
Urso, D.	0-1	0-0	0-0	0-0-0	0	0	0	0	0	0	4	
Dingba, S.	0-0	0-0	0-0	0-0-0	0	0	0	0	0	0	1	
Patella, B.	0-0	0-0	0-0	0-0-0	0	0	0	0	0	0	1	
Ward, C.	1-3	0-1	0-2	0-1-1	2	2	2	0	0	1	21	
Kpedi, R.	0-0	0-0	0-0	0-0-0	0	0	0	0	0	0	1	
Shungu, B.	0-2	0-1	0-0	0-1-1	0	0	1	0	0	0	5	
Rohrer, N.	1-1	0-0	0-0	0-0-0	0	2	0	0	0	0	5	
Team				1-2-3								
Totals	27-59	2-12	8-10	5-17	22	14	64	15	10	0	4	200

FG% 1st: 14-27 (51.9%) 2nd: 13-32 (40.6%) Game: 27-59 (45.8%)
 3FG% 1st: 1-5 (20.0%) 2nd: 1-7 (14.3%) Game: 2-12 (16.7%)
 FT% 1st: 4-4 (100.0%) 2nd: 4-6 (66.7%) Game: 8-10 (80.0%)

Middle Tennessee	FG	3FG	FT	O-D-R	PF	PTS	A	T	B	S	MIN	
King, N.	7-11	2-4	0-0	1-11-12	0	16	4	2	0	1	33	
Gamble, K.	2-2	0-0	0-0	1-3-4	1	4	1	1	1	1	12	
Johnson, A.	6-7	0-1	2-2	0-1-1	4	14	2	2	0	2	28	
Sims, D.	3-3	0-0	0-0	0-0-0	2	6	5	1	0	0	19	
Potts, G.	9-16	6-11	1-1	0-2-2	2	25	3	1	0	0	30	
Dixon, T.	1-3	0-1	0-0	0-2-2	1	2	1	2	0	0	13	
Walters, B.	7-11	0-1	1-1	4-2-6	2	15	0	0	4	2	26	
Hawthorne, J.	0-2	0-0	0-0	0-2-2	2	0	0	0	0	0	7	
Simpson, E.	1-1	1-1	0-0	0-2-2	1	3	2	0	0	0	16	
Shelton-Szmidi, T.	0-0	0-0	0-0	0-0-0	0	0	0	0	0	0	2	
Miller, C.	1-2	1-2	0-0	0-0-0	1	3	1	0	0	0	2	
Simmons, D.	1-2	0-0	0-0	0-1-1	0	2	1	3	0	1	9	
Thomas, D.	0-0	0-0	1-2	0-0-0	0	1	1	0	0	0	3	
Team				0-2-2								
Totals	38-60	10-21	5-6	6-28	34	16	91	21	13	5	6	200

FG% 1st: 18-28 (64.3%) 2nd: 20-32 (62.5%) Game: 38-60 (63.3%)
 3FG% 1st: 5-10 (50.0%) 2nd: 5-11 (45.5%) Game: 10-21 (47.6%)
 FT% 1st: 0-0 (0.0%) 2nd: 5-6 (83.3%) Game: 5-6 (83.3%)

Officials: Anthony Jordan, A.J. Desai, Owen Shortt
 Technicals: None
 Attendance: 5,010

Score by Period	1	2	F
Vermont	33	31	64
Middle Tennessee	41	50	91

Points	In Paint	Off T/O	2nd Chance	Fast Break	Bench
Vermont	42	13	7	2	26
Middle Tennessee	42	13	7	13	26

Last FG - UVM 4th-01:31, MT 4th-00:34.
 Largest lead - UVM by 5 1st-00:02, MT by 33 4th-09:49.
 UVM led for 03:18. MT led for 34:10. Game tied for 02:32.

Score tied - 3 times
 Lead changed - 4 times



In his last game at Murphy Center, senior G Giddy Potts was nothing short of spectacular as his 25 points on six 3-pointers led he and fellow four-year senior Ed Simpson to their 100th career win. The mark surpassed the previous record of 99, set by Reggie Upshaw, and put the Blue Raiders through to the second round of the NIT. (Photos: MT ATHLETIC COMMUNICATIONS)



- 2017-18 BOX SCORES -

33

Louisville 84
Middle Tennessee 68

Mar. 18, 2018 ♦ Louisville, Ky. ♦ KFC Yum! Center

Middle Tennessee	FG	3FG	FT	O-D-R	PF	PTS	A	T	B	S	MIN
King, N.	9-18	1-2	5-8	4-2-6	3	24	2	5	1	0	31
Gamble, K.	2-3	0-0	0-0	1-2-3	3	4	0	1	0	0	14
Johnson, A.	3-8	2-4	2-2	1-3-4	1	10	2	2	0	0	28
Sims, D.	1-1	0-0	0-0	0-1-1	1	2	1	3	0	0	15
Potts, G.	4-9	2-7	0-0	0-4-4	2	10	3	1	0	1	38
Dixon, T.	0-3	0-1	0-0	0-2-2	4	0	1	2	0	0	20
Walters, B.	6-6	0-0	4-6	1-2-3	5	16	0	0	1	0	26
Hawthorne, J.	0-1	0-0	0-0	0-1-1	0	0	0	0	0	0	8
Simpson, E.	0-1	0-1	0-0	0-1-1	1	0	0	0	0	0	16
Shelton-Szmidt, T.	1-1	0-0	0-0	0-2-2	1	2	1	1	0	0	4
Team			0-0-0								
Totals	26-51	5-15	11-16	7-20-27	21	68	10	15	2	1	200

FG% 1st: 11-28 (39.3%) 2nd: 15-23 (65.2%) Game: 26-51 (51.0%)
 3FG% 1st: 1-8 (12.5%) 2nd: 4-7 (57.1%) Game: 5-15 (33.3%)
 FT% 1st: 3-4 (75.0%) 2nd: 8-12 (67.7%) Game: 11-16 (68.8%)

Louisville	FG	3FG	FT	O-D-R	PF	PTS	A	T	B	S	MIN
Spalding, R.	8-11	0-0	2-2	1-3-4	1	18	2	0	1	2	29
Adel, D.	0-1	0-1	0-0	0-2-2	3	0	0	3	0	1	21
Sutton, D.	2-5	0-1	0-0	1-2-3	3	4	0	0	0	1	16
King, V.	4-8	0-0	5-6	1-5-6	2	13	1	1	0	0	35
Snider, Q.	2-6	2-3	1-2	0-2-2	0	7	8	1	0	1	26
Perry, D.	2-3	1-1	3-4	0-1-1	1	8	3	0	0	1	19
Mahmoud, A.	1-2	0-0	0-0	1-1-2	2	2	0	0	2	0	10
McMahon, R.	5-8	4-7	1-2	0-3-3	1	15	3	0	0	1	23
Nwora, J.	5-10	4-8	3-4	2-2-4	1	17	0	2	0	1	21
Team			1-0-1								
Totals	29-54	11-21	15-20	7-21-28	14	84	17	7	3	8	200

FG% 1st: 16-29 (55.2%) 2nd: 13-25 (52.0%) Game: 29-54 (53.7%)
 3FG% 1st: 7-13 (53.8%) 2nd: 4-8 (50.0%) Game: 11-21 (52.4%)
 FT% 1st: 2-4 (50.0%) 2nd: 13-16 (81.3%) Game: 15-20 (75.0%)

Officials: Ron Groover, Matt Potter, Raymond Styons
Technical: None
Attendance: 13,050

Score by Period	1	2	F
Middle Tennessee	26	42	68
Louisville	41	43	84

Points	In Paint	Off T/O	2nd Chance	Fast Break	Bench
Middle Tennessee	36	5	10	0	18
Louisville	28	22	6	5	42

Last FG - MT 4th-00:31, UL 4th-04:37.
 Largest lead - MT by 4 1st-02:24, UL by 20 4th-02:43.
 MT led for 04:03. UL led for 31:16. Game tied for 04:41.

Score tied - 5 times
 Lead changed - 5 times



The Blue Raiders' run came to an end on March 18 as a talented Louisville team used the backing of their crowd of over 13,000 to take down Middle Tennessee in the second round of the NIT. (Photos: MT ATHLETIC COMMUNICATIONS)





- CONFERENCE USA REVIEW -

CONFERENCE USA STANDINGS

Team	C-USA	Pct.	Overall	Pct.
Middle Tennessee	16-2	.889	25-7	.781
Old Dominion	15-3	.833	25-7	.781
WKU	14-4	.778	25-10	.714
Marshall	12-6	.667	24-10	.706
UTSA	11-7	.611	21-14	.600
UAB	10-8	.556	20-13	.606
North Texas	8-10	.444	16-17	.485
FIU	8-10	.444	14-18	.438
Southern Miss	7-11	.389	16-18	.471
LA Tech	7-11	.389	17-16	.515
Florida Atlantic	6-12	.333	12-19	.387
UTEP	6-12	.333	11-21	.344
Rice	4-14	.222	7-24	.226
Charlotte	2-16	.111	6-23	.207

STATISTICAL RANKINGS IN C-USA

Team (All Games)

Scoring Offense	5th (75.1)
Scoring Defense	2nd (66.3)
Scoring Margin	2nd (+8.8)
Field Goal %	3rd (.471)
Field Goal % Defense	7th (.431)
3-Point FG %	2nd (.372)
3-Point FG % Defense	1st (.314)
Free Throw %	3rd (.742)
Rebounding Offense	8th (35.8)
Rebounding Defense	1st (30.4)
Rebounding Margin	2nd (+5.4)
Assists	6th (14.2)
Blocked Shots	11th (2.3)
Steals	7th (6.1)
Turnover Margin	6th (+0.8)
Assist/Turnover Ratio	7th (1.1)

Individual (All Games)

<i>Tyrik Dixon</i>	
Assist/Turnover Ratio	4th (2.4)
<i>Nick King</i>	
Scoring	2nd (21.0)
Rebounding	5th (8.4)
Offensive Rebounds	8th (2.4)
Defensive Rebounds	3rd (6.1)
<i>Giddy Potts</i>	
Free Throw %	6th (.863)
3-Point FG %	10th (.405)
3-Point FG Made	6th (2.6)
<i>Brandon Walters</i>	
Field Goal %	1st (.651)
Blocked Shots	10th (0.9)
Offensive Rebounds	4th (2.6)

CONFERENCE USA SUPERLATIVES

Player of the Year	Pos.	Class	School
<i>Nick King</i>	F	Sr.	Middle Tennessee
Freshman of the Year	Pos.	Class	School
Jhivvan Jackson	G	Fr.	UTSA
Newcomer of the Year	Pos.	Class	School
<i>Nick King</i>	F	Sr.	Middle Tennessee
Defensive POY	Pos.	Class	School
Ajdin Penava	F	Jr.	Marshall
Sixth POY	Pos.	Class	School
Deon Lyle	F	Jr.	UTSA
First Team	Pos.	Class	School
Jon Elmore	G	Jr.	Marshall
<i>Nick King</i>	F	Gr.	Middle Tennessee
Ahmad Caver	G	Jr.	Old Dominion
Chris Cokley	F	Sr.	UAB
Justin Johnson	F	Sr.	WKU
Second Team	Pos.	Class	School
C.J. Burks	G	Jr.	Marshall
<i>Giddy Potts</i>	G	Sr.	Middle Tennessee
Roosevelt Smart	G	So.	North Texas
Jhivvan Jackson	G	Fr.	UTSA
Darius Thompson	G	Gr.	WKU
Third Team	Pos.	Class	School
Brian Beard Jr.	G	Jr.	FIU
Ronald Delph	C	R-Sr.	Florida Atlantic
Jacobi Boykins	G	Sr.	Louisiana Tech
Ajdin Penava	F	Jr.	Marshall
B.J. Stith	G	Jr.	Old Dominion
All-Freshman Team	Pos.	Class	School
Anthony Duruji	F	Fr.	Louisiana Tech
Zack Bryant	G	Fr.	UAB
Jhivvan Jackson	G	Fr.	UTSA
Keaton Wallace	G	Fr.	UTSA
Taveion Hollingsworth	G	Fr.	WKU
All-Defensive Team	Pos.	Class	School
Brian Beard Jr.	G	Jr.	FIU
Ajdin Penava	F	Jr.	Marshall
<i>Tyrik Dixon</i>	G	Sr.	Middle Tennessee
Ahmad Caver	G	Jr.	Old Dominion
William Lee	F	Sr.	UAB
Gene Bartow Coach of the Year	School		
Steve Henson	UTSA		

HISTORY/ RECORDS





- INDIVIDUAL RECORDS -

POINTS

Game

1.	Mike Milholland vs. Austin Peay (1/23/65)	44
2.	Bob Burden vs. Lipscomb (12/1/59)	43
3.	Milton Dean vs. SE Missouri (1/14/94)	41
4.	Bob Gardner vs. Chattanooga (12/12/66)	39
t5.	Willie Brown vs. Austin Peay (1/27/68)	38
t5.	Willie Brown vs. East Tennessee (1/6/69)	38
t5.	Willie Brown vs. Chattanooga (2/8/68)	38
t8.	Robert Taylor vs. Austin Peay (3/2/91)	37
t8.	Tim Sisneros vs. Marshall (2/25/76)	37
t10.	Bob Williamson vs. Tennessee Tech (2/15/58)	36
t10.	Jim Drew vs. Tennessee Tech (2/14/70)	36
t10.	John Price vs. Union (2/20/54)	36
t10.	Willie Brown vs. WKU (3/2/68)	36
14.	Billy Martin vs. WKU (2/19/65)	35
t15.	James Washington vs. Houston Baptist (2/13/10)	34
t15.	Reggie Upshaw vs. UAB (1/1/17)	34
t17.	William Phippen vs. Christian Brothers (12/18/02)	32
t17.	William Phippen vs. FIU (2/22/03)	32
t17.	Desmond Yates vs. Houston Baptist (2/7/09)	32
t17.	Reggie Upshaw vs. Trevecca (12/30/15)	32
t17.	Nick King at FGCU (12/2/17)	32
t17.	Nick King vs. North Texas (2/10/18)	32
t23.	JaCorey Williams vs. Toledo (11/26/16)	31
t23.	Nick King at Murray State (11/13/17)	31
t25.	Jim Drew vs. Florence State (12/18/70)	30
t25.	Tommy Gunn vs. New Orleans (1/18/03)	30
t25.	Mike Dean vs. Arkansas State (1/15/04)	30
t25.	Desmond Yates vs. New Orleans (1/19/08)	30
t25.	Giddy Potts vs. Florida Atlantic (3/4/17)	30
t25.	Giddy Potts vs. Marshall (3/11/17)	30
t25.	Nick King at UAB (12/30/17)	30
t32.	Perrin Buford vs. UAB (2/28/15)	29
t32.	Tommy Gunn vs. UT Martin (11/27/02)	29
t32.	Giddy Potts vs. Charlotte (1/14/16)	29
t35.	Giddy Potts vs. Marshall (2/19/15)	28
t35.	Kerry Hammonds vs. South Alabama (2/5/11)	28
t35.	Desmond Yates vs. Arkansas State (2/4/08)	28

Season

1.	Nick King (2017-18)	694
2.	Kim Cooksey (1985-86)	623
3.	JaCorey Williams (2016-17)	621
4.	Tim Sisneros (1975-76)	618
5.	Willie Brown (1968-69)	605
6.	Randy Henry (1988-89)	604
7.	Milton Dean (1993-94)	597
8.	Chris Rainey (1988-89)	580
9.	Chris Rainey (1987-88)	565
10.	Willie Brown (1967-68)	556
11.	Giddy Potts (2016-17)	552
12.	Desmond Yates (2008-09)	550

13.	Greg Joyner (1978-79)	544
14.	Kim Cooksey (1984-85)	537
15.	Kerry Hammonds (1988-89)	535
16.	Jerry Beck (1981-82)	525
17.	Reggie Upshaw (2016-17)	523
18.	Nod Carter (1996-97)	520
19.	Bob Martin (1976-77)	519
20.	Rick Campbell (1981-82)	514
21.	Desmond Yates (2007-08)	511
22.	Herman Sykes (1971-72)	498
23.	LaRon Dendy (2011-12)	497
24.	Reggie Upshaw (2015-16)	480
t25.	Tommy Gunn (2002-03)	477
t25.	George Sorrell (1974-75)	477

Career

1.	Desmond Yates (2006-10)	1,775
2.	Giddy Potts (2014-18)	1,645
3.	Robert Taylor (1989-93)	1,622
4.	Kerry Hammonds (1984-87, 88-89)	1,616
5.	Reggie Upshaw (2013-17)	1,571
6.	Tommy Gunn (2000-04)	1,528
7.	Willie Brown (1966-69)	1,524
8.	Randy Henry (1985-89)	1,484
9.	Ken Trickey (1951-55)	1,456
t10.	Tim Sisneros (1972-76)	1,426
t10.	Chris Rainey (1986-89)	1,426
12.	Greg Joyner (1976-79)	1,424
13.	Sleepy Taylor (1974-78)	1,421
14.	Jerry Beck (1978-82)	1,401
15.	Tim Gaither (1992-96)	1,318
16.	Kevin Kanaskie (2005-09)	1,251
17.	Bob Burden (1958-61)	1,242
18.	John Price (1953-59)	1,215
19.	Warren Kidd (1990-93)	1,165
20.	Kim Cooksey (1984-86)	1,160
21.	Harry Gupton (1949-52)	1,154
22.	Tyrus Baynham (1985-88)	1,125
23.	Fred Allen (1973-76)	1,108
24.	Doug Shrader (1953-56)	1,094
25.	Shawn Jones (2010-14)	1,093
26.	Render Carden (1953-56)	1,090
27.	Chris Harris (1978-82)	1,070
28.	Lee Nosse (1997-02)	1,056
29.	Ken Riley (1967-68, 69-71)	1,043
30.	Leroy Coleman (1976-80)	1,032
31.	JT Sulton (2009-13)	1,019
32.	Roni Bailey (1994-97)	1,016
33.	Charles Harmening (1947-50)	1,006

SCORING AVERAGE

Season	(minimum 15 games)
1.	Willie Brown (1968-69) 23.3



- INDIVIDUAL RECORDS -

2.	Willie Brown (1967-68)	23.2	2.	Bennett Jent vs. Tennessee Tech (1/14/63)	31
3.	Robert Taylor (1992-93)	22.2	3.	Booker Brown vs. Austin Peay (1/25/69)	30
t4.	Milton Dean (1993-94)	22.1	t4.	Bennett Jent vs. Huntingdon (1/19/63)	29
t4.	Tim Sisneros (1975-76)	22.1	t4.	Booker Brown vs. UT Martin (12/7/68)	29
6.	Nick King (2017-18)	21.0	6.	Booker Brown vs. Oral Roberts (12/2/68)	25
7.	Greg Joyner (1978-79)	20.9	7.	Jerry Hurst vs. Lipscomb (1/7/58)	24
8.	Bob Burden (1959-60)	19.7	t8.	Booker Brown vs. Athens (1/2/69)	23
9.	Randy Henry (1988-89)	19.5	t8.	Ed Cannon vs. Parsons (12/17/64)	23
10.	Herman Sykes (1971-72)	19.2	t8.	Jerry Hurst vs. Eastern Kentucky (1/20/58)	23
11.	Kim Cooksey (1985-86)	18.9	t8.	Render Carden vs. Austin Peay (1/10/55)	23
12.	Chris Rainey (1988-89)	18.7	t12.	Napoleon Rhodes vs. UNC Greensboro (11/30/02)	20
13.	Larry Stewart (1963-64)	18.6	t12.	Shawn Jones vs. Maine (12/29/13)	20
t14.	Bobby Gardner (1965-66)	18.0	14.	Shawn Jones vs. UAB (3/6/14)	18
t14.	Sleepy Taylor (1977-78)	18.0	15.	Steve Thomas vs. New Mexico State (3/4/05)	17
t16.	Bob Martin (1976-77)	17.9			
t16.	Doug Shrader (1955-56)	17.9			
t18.	Larry Stewart (1962-63)	17.7			
t18.	Jimmy Powell (1972-73)	17.7			
20.	Jerry Beck (1980-81)	17.5			
t21.	Bob Williamson (1957-58)	17.3			
t21.	Jerry Beck (1980-81)	17.3			
t21.	Kim Cooksey (1984-85)	17.3			
t21.	Kerry Hammonds (1988-89)	17.3			
t21.	JaCorey Williams (2016-17)	17.3			
t26.	Bennett Jent (1962-63)	17.2			
t26.	Desmond Yates (2008-09)	17.2			

Season

1.	Booker Brown (1968-69)	429
2.	Warren Kidd (1992-93)	386
3.	George Sorrell (1974-75)	373
4.	Warren Kidd (1990-91)	370
5.	Ken Riley (1967-68)	338
6.	Bennett Jent (1962-63)	330
7.	Kerry Hammonds (1988-89)	319
t8.	Jerry Hurst (1956-57)	316
t8.	Ed Cannon (1965-66)	316
10.	Dwayne Rainey (1987-88)	312

Career

(minimum 40 games)

1.	Willie Brown (1967-69)	20.3
t2.	Larry Stewart (1963-64)	18.1
t2.	Kim Cooksey (1985-86)	18.1
t2.	Herman Sykes (1971-72)	18.1
5.	Greg Joyner (1977-79)	17.6
6.	Bob Burden (1959-61)	17.5
7.	Jerry Beck (1979-82)	16.7
8.	Rick Campbell (1981-82)	16.3
t9.	Robert Taylor (1990-93)	16.2
t9.	Jimmy Powell (1973-74)	16.2
t11.	Nod Carter (1996-97)	16.0
t11.	George Sorrell (1974-75)	16.0
t11.	Milton Dean (1993-94)	16.0
t14.	Bob Martin (1977-78)	15.2
t14.	Chris Rainey (1987-89)	15.2
t14.	Jay Cole (1966-67)	15.2
t14.	Mike Dean (2004-05)	15.2
18.	Render Carden (1954-56)	14.9
19.	Desmond Yates (2006-10)	14.7
t20.	Sleepy Taylor (1975-78)	14.6
t20.	Bobby Gardner (1965-67)	14.6

REBOUNDS

Game

1.	Mike Milholland vs. Austin Peay (1/23/65)	32
----	---	----

Career

1.	Warren Kidd (1990-93)	1,048
2.	Kerry Hammonds (1984-87, 88-89)	955
3.	Ken Riley (1967-68, 69-71)	924
4.	Reggie Upshaw (2013-17)	910
5.	Tim Sisneros (1972-76)	846
6.	Jerry Beck (1978-82)	782
7.	Bennett Jent (1960-63)	745
8.	Render Carden (1953-56)	728
9.	Dwayne Rainey (1985-88)	723
10.	Chris Harris (1978-82)	707
11.	Ed Cannon (1964-67)	704
12.	Booker Brown (1968-70)	697
13.	Art Polk (1966-69)	692
14.	Randy Henry (1985-89)	682
15.	Bob Burden (1958-61)	673

REBOUNDING AVERAGE

(minimum 10 games)

1.	Jerry Hurst (1957-58)	17.2
2.	Booker Brown (1968-69)	16.5
3.	Warren Kidd (1992-93)	14.8
4.	Ken Riley (1967-68)	14.1
5.	Bennett Jent (1962-63)	13.8
6.	George Sorrell (1974-75)	13.3
t7.	Ed Cannon (1965-66)	13.2





- INDIVIDUAL RECORDS -

t7.	Jerry Hurst (1956-57)	12.6
9.	Bob Williamson (1957-58)	12.4
10.	Warren Kidd (1990-91)	12.3

Career

(minimum 30 games)

1.	Jerry Hurst (1956-58)	14.2
2.	Booker Brown (1968-70)	13.4
3.	Warren Kidd (1990-93)	12.6
4.	Ken Riley (1967-68,69-71)	12.2
5.	George Sorrell (1973-75)	12.1
6.	Bennett Jent (1960-63)	11.6
7.	Ed Cannon (1964-67)	10.7
8.	Larry Stewart (1962-64)	10.1
9.	Render Carden (1953-56)	10.0
10.	Bob Williamson (1956-58)	9.9
11.	Frank Davis (1955-58)	9.7
12.	Bob Burden (1958-61)	9.5
13.	Jerry Beck (1978-82)	9.3
14.	Art Polk (1966-69)	9.2
15.	Aylton Tesch (1995-96, 97-98)	8.6

FIELD GOALS MADE

Game

1.	Willie Brown vs. Chattanooga (2/6/68)	17
t2.	Les Gregory vs. Tennessee Tech (3/3/88)	16
t2.	Tim Sisneros vs. Marshall (2/25/76)	16
t2.	Tim Sisneros vs. WKU (2/7/76)	16
5.	11 Players Tied	15

Season

1.	Kim Cooksey (1985-86)	278
2.	Randy Henry (1989-89)	267
3.	Nick King (2017-18)	259
4.	JaCorey Williams (2016-17)	258
5.	Tim Sisneros (1975-76)	257
6.	Willie Brown (1968-69)	239
7.	Willie Brown (1967-68)	224
t8.	Kim Cooksey (1984-85)	228
t8.	Desmond Yates (2008-09)	228
10.	Greg Joyner (1978-79)	223

Career

1.	Desmond Yates (2006-10)	714
2.	Randy Henry (1985-89)	641
3.	Kerry Hammonds (1984-87, 88-89)	631
4.	Willie Brown (1966-69)	619
5.	Reggie Upshaw (2013-17)	598
6.	Greg Joyner (1976-79)	593
7.	Tim Sisneros (1972-76)	584
8.	Giddy Potts (2014-18)	557
9.	Sleepy Taylor (1974-78)	533
10.	Ken Trickey (1951-55)	521

FIELD GOALS ATTEMPTED

Game

t1.	Willie Brown vs. UT Martin (2/1/68)	36
t1.	Willie Brown vs. WKU (2/3/68)	36
t3.	Willie Brown vs. Carson Newman (12/18/68)	34
t3.	Willie Brown vs. Chattanooga (2/8/68)	34
5.	Willie Brown vs. Pan-American (12/21/68)	31
t6.	Bennett Jent vs. Tennessee Tech (1/14/63)	30
t6.	Billy Martin vs. Tennessee Tech (2/2/65)	30
t6.	Doug Shrader vs. Morehead State (2/24/55)	30
t6.	Paul Holland vs. East Tennessee (1/7/61)	30
t10.	Doug Shrader vs. Lincoln Memorial (3/1/55)	29
t10.	Willie Brown at Austin Peay (1/27/68)	29
t10.	Willie Brown at Eastern Kentucky (2/22/69)	29
t10.	Willie Brown at Chattanooga (2/27/69)	29

Season

1.	Willie Brown (1968-69)	603
2.	Kim Cooksey (1985-86)	589
3.	Willie Brown (1967-68)	543
t4.	Milton Dean (1993-94)	534
t4.	Randy Henry (1988-89)	534
6.	Nick King (2017-18)	523
7.	Kim Cooksey (1984-85)	486
8.	JaCorey Williams (2016-17)	484
9.	Tim Sisneros (1975-76)	451
10.	Kerry Hammonds (1988-89)	449

Career

1.	Ken Trickey (1951-55)	1,776
2.	Willie Brown (1966-69)	1,536
3.	Kerry Hammonds (1984-87, 88-89)	1,384
4.	Robert Taylor (1989-93)	1,308
5.	Desmond Yates (2006-10)	1,291
6.	Giddy Potts (2014-18)	1,245
7.	Reggie Upshaw (2013-17)	1,230
8.	Randy Henry (1985-89)	1,174
9.	Sleepy Taylor (1974-78)	1,146
10.	Tim Sisneros (1972-76)	1,105

FIELD GOAL PERCENTAGE

Game

(minimum 10 made)

1.	Quincy Vance vs. Austin Peay (2/25/91)	1.000 (11-11)
t2.	Gerald Harris vs. Alcorn State (12/23/89)	1.000 (10-10)
t2.	Warren Kidd vs. FIU (2/2/91)	1.000 (10-10)
t4.	Herman Sykes vs. Chattanooga (2/17/72)	.917 (11-12)
t4.	Cedrick Wallace vs. Martin Methodist (12/20/99)	.917 (11-12)
t6.	Kerry Hammonds II vs. Louisiana (1/19/13)	.909 (10-11)
t6.	Bob Martin vs. Morehead State (3/4/77)	.909 (10-11)
t6.	Chris Ingram vs. Tennessee State (2/24/90)	.909 (10-11)
t6.	Greg Joyner vs. Bellermino (12/21/76)	.909 (10-11)
t6.	Lee Campbell vs. Tennessee State (2/26/86)	.909 (10-11)



- INDIVIDUAL RECORDS -

16. Quincy Vance vs. Austin Peay (2/17/90) .909 (10-11)

Season

(minimum 90 made)

1.	Warren Kidd (1990-91)	.700 (173-247)
2.	Warren Kidd (1991-92)	.664 (156-235)
t3.	Brandon Walters (2017-18)	.651 (142-218)
t3.	Kyle Young (2005-06)	.651 (108-166)
5.	Theryn Hudson (2007-08)	.647 (108-167)
6.	Lee Campbell (1985-86)	.634 (130-205)
7.	Warren Kidd (1992-93)	.630 (167-265)
8.	Jerry Beck (1981-82)	.621 (180-290)
9.	Jerry Beck (1980-81)	.602 (174-289)
10.	Quincy Vance (1991-92)	.600 (111-185)

Career

(minimum 140 made)

1.	Warren Kidd (1990-93)	.664 (496-747)
2.	Brandon Walters (2016-18)	.635 (212-334)
3.	Theryn Hudson (2005-10)	.607 (253-417)
4.	Jerry Beck (1978-82)	.592 (513-866)
5.	Bob Martin (1976-78)	.574 (331-577)
6.	Kyle Young (2002-07)	.573 (318-555)
7.	Quincy Vance (1988-92)	.569 (376-661)
t8.	Leslie Gregory (1987-88)	.565 (169-299)
t8.	Doug Lipscomb (1982-84)	.565 (247-437)
10.	Malachi Allen (1996-98)	.560 (144-257)

3-POINT FIELD GOALS MADE

Game

1.	James Washington vs. Houston Baptist (2/13/10)	10
t2.	Giddy Potts vs. Marshall (2/19/15)	8
t2.	John Humphrey vs. WKU (2/23/02)	8
t2.	Robert Taylor vs. Tennessee Tech (1/20/92)	8
t2.	Robert Taylor vs. Austin Peay (3/2/91)	8
t6.	Mike Dean vs. Arkansas State (1/15/04)	7
t6.	Ali McGhee vs. Austin Peay (1/16/99)	7
t6.	Milton Dean vs. Oral Roberts (12/1/93)	7
t6.	Robert Taylor vs. Arkansas State (2/26/90)	7
t6.	Mike Dean vs. Auburn (12/21/04)	7
t6.	Giddy Potts vs. Charlotte (1/14/16)	7

Season

1.	Giddy Potts (2017-18)	85
2.	Chris Rainey (1987-88)	83
3.	Giddy Potts (2015-16)	79
4.	Robert Taylor (1990-91)	77
5.	Giddy Potts (2016-17)	76
6.	James Washington (2010-11)	72
7.	Raymond Cintron (2012-13)	71
8.	Adam Vogelsberg (2005-06)	68
t9.	Kevin Kanaskie (2006-07)	67
t9.	Raymond Cintron (2011-12)	67
t9.	Kerry Hammonds II (2013-14)	67

Career

1.	Giddy Potts (2014-18)	286
2.	Robert Taylor (1989-93)	222
3.	Kevin Kanaskie (2005-09)	207
4.	Tommy Gunn (2000-04)	185
5.	Chris Rainey (1986-89)	180
6.	Freddie Martinez (1996-01)	172
t7.	James Washington (2009-11)	137
t7.	Raymond Cintron (2011-13)	137
9.	Kerry Hammonds II (2010-14)	135
10.	JaQawn Raymond (2013-16)	119

3-POINT FIELD GOALS ATTEMPTED

Game

t1.	Milton Dean vs. Minnesota (12/3/93)	17
t1.	James Washington vs. Houston Baptist (2/13/10)	17
3.	Robert Taylor vs. SE Missouri (1/30/93)	16
4.	Robert Taylor vs. Tennessee Tech (1/20/92)	15
t5.	Ali McGhee vs. Austin Peay (1/16/99)	14
t5.	Freddie Martinez vs. Central Florida (12/12/00)	14

Season

1.	Giddy Potts (2017-18)	210
2.	Robert Taylor (1990-91)	209
3.	Giddy Potts (2016-17)	198
4.	Kevin Kanaskie (2008-09)	191
5.	Kevin Kanaskie (2006-07)	186
6.	James Washington (2010-11)	182
7.	Chris Rainey (1987-88)	179
8.	Fats Cuyler (2005-06)	176
9.	Kerry Hammonds II (2013-14)	173
10.	Milton Dean (1993-94)	172

Career

1.	Giddy Potts (2014-18)	686
2.	Robert Taylor (1991-93)	619
3.	Kevin Kanaskie (2005-09)	592
4.	Tommy Gunn (2000-03)	469
5.	Freddie Martinez (1996-01)	451
6.	Chris Rainey (1986-89)	382
7.	Kerry Hammonds II (2010-14)	365
8.	James Washington (2009-11)	353
9.	JaQawn Raymond (2013-16)	324
t10.	Fats Cuyler (2003-06)	317
t10.	Richard Duncan (1996-99)	317
t10.	Raymond Cintron (2011-13)	317

3-POINT FIELD GOAL PERCENTAGE

Game

(minimum 5 made)

t1.	Chris Rainey vs. Virginia Tech (11/21/87)	1.000 (6-6)
t1.	Chris Rainey vs. Wright State (2/8/89)	1.000 (6-6)
t1.	Mike Buck vs. Florida State (3/16/89)	1.000 (6-6)





- INDIVIDUAL RECORDS -

t1.	Freddie Martinez vs. Tennessee State (12/9/00)	1.000 (6-6)
t1.	Kevin Kanaskie vs. Trevecca (11/14/08)	1.000 (6-6)
t6.	Chris Rainey vs. Marshall (12/20/86)	1.000 (5-5)
t6.	Tyrik Dixon vs. WKU (1/14/17)	1.000 (5-5)
8.	Giddy Potts vs. Charlotte (1/14/16)	.875 (7-8)
t9.	Chris Rainey vs. Akron (1/26/87)	.833 (5-6)
t9.	Kevin Wallace vs. Akron (12/4/89)	.833 (5-6)
t9.	Robert Taylor vs. Alcorn State (12/15/90)	.833 (5-6)
t9.	Tim Gaither vs. SE Missouri (2/12/96)	.833 (5-6)
t9.	Ed Simpson vs. Southern Miss (2/13/16)	.833 (5-6)

4.	Don Smith (1959-60)	144
5.	Aylton Tesch (1997-98)	138
t6.	Bob Burden (1960-61)	135
t6.	LaRon Dendy (2011-12)	135
8.	Nick King (2017-18)	134
t9.	James Washington (2010-11)	133
t9.	Sleepy Taylor (1977-78)	133

Season

(minimum 35 made)

1.	Giddy Potts (2015-16)	.506 (79-156)
2.	Jonathan Whitworth (1999-00)	.505 (50-99)
3.	Chris Rainey (1988-89)	.468 (65-139)
4.	Chris Rainey (1987-88)	.464 (83-179)
5.	Kelvin Hammonds (1991-92)	.458 (38-83)
6.	Xavier Habersham (2016-17)	.453 (39-86)
7.	Raymond Cintron (2012-13)	.438 (71-162)
8.	Nod Carter (1996-97)	.438 (53-121)
9.	Mike Dean (2003-04)	.437 (62-142)
10.	Torrey Moore (1996-97)	.436 (65-149)

Career

1.	John Price (1953-54, 57, 59)	441
2.	Ken Trickey (1951-55)	414
3.	Bob Burden (1958-61)	394
4.	Jerry Beck (1978-82)	375
5.	Robert Taylor (1989-93)	370
6.	Sleepy Taylor (1974-78)	355
7.	Kerry Hammonds (1984-87, 88-89)	352
8.	Kevin Kanaskie (2005-09)	350
9.	Tim Gaither (1992-96)	331
10.	Tommy Gunn (2000-04)	307

Career

(minimum 60 made)

1.	Chris Rainey (1986-89)	.471 (180-382)
2.	Jonathan Whitworth (1999-01)	.438 (63-144)
3.	Raymond Cintron (2011-13)	.435 (138-317)
4.	Adam Vogelsberg (2004-05)	.417 (68-163)
5.	Giddy Potts (2014-18)	.417 (286-686)
6.	Nod Carter (1995-97)	.412 (106-257)
7.	Xavier Habersham (2015-17)	.407 (61-150)
8.	Kelvin Hammonds (1990-92)	.403 (73-181)
t9.	Tommy Gunn (2000-04)	.394 (185-469)
t9.	Torrey Moore (1994-97)	.394 (87-221)

FREE THROWS ATTEMPTED

Game

1.	Aylton Tesch vs. Eastern Illinois (2/5/98)	23
2.	Chester Adair vs. Belmont (12/10/56)	22
t3.	Bob Burden vs. Morehead State (12/7/63)	21
t3.	Doug Lipscomb vs. Austin Peay (1/28/83)	21
t5.	John Price vs. Murray State (1/2/57)	20
t5.	Mike Milholland vs. Morehead State (12/7/63)	20
t7.	John Price vs. Eastern Kentucky (2/1/54)	19
t7.	Mike Milholland vs. Austin Peay (1/23/65)	19
t9.	Seven Players Tied	18

Season

1.	LaRon Dendy (2011-12)	235
2.	John Price (1956-57)	230
3.	Jerry Beck (1981-82)	225
4.	Bob Burden (1959-60)	203
5.	Aylton Tesch (1997-98)	201
6.	Bob Burden (1960-61)	197
7.	Don Smith (1958-59)	188
8.	Nick King (2017-18)	183
9.	Willie Brown (1968-69)	179
10.	Jason Jones (2010-11)	178

Career

1.	Ken Trickey (1951-55)	673
2.	John Price (1952-54, 57, 59)	670
3.	Bob Burden (1958-61)	562
4.	Kerry Hammonds (1984-87, 89)	498
5.	Jerry Beck (1978-82)	493
6.	Reggie Upshaw (2013-17)	482
7.	Robert Taylor (1989-93)	460
8.	Sleepy Taylor (1974-78)	447

FREE THROWS MADE

Game

1.	Aylton Tesch vs. Eastern Illinois (2/5/98)	18
t2.	Bob Burden at Lipscomb (1/23/60)	17
t2.	Bob Burden vs. Lipscomb (12/1/59)	17
t2.	Chester Adair vs. Belmont (12/10/56)	17
t5.	Chris Rainey at Austin Peay (1/28/89)	16
t5.	Mike Milholland vs. Austin Peay (1/23/65)	16
t5.	Nod Carter vs. Chattanooga (12/14/96)	16
t5.	Mike Dean vs. Arkansas State (2/17/05)	16
t9.	John Price at Tennessee Tech (1/12/57)	15
t9.	John Price vs. Murray State (1/2/57)	15
t9.	John Price vs. Eastern Kentucky (2/1/54)	15

Season

1.	Jerry Beck (1981-82)	165
2.	John Price (1956-57)	157
3.	Bob Burden (1959-60)	148



- INDIVIDUAL RECORDS -

9.	Kevin Kanaskie (2005-09)	431
10.	Doug Shrader (1952-56)	430

t7.	Kevin Kanaskie vs. Louisiana (1/27/07)	13
t7.	Duane Washington vs. Alabama State (1/15/86)	13
t7.	Gerald Harris vs. Austin Peay (2/13/89)	13
t7.	James Johnson vs. Armstrong State (12/14/85)	13
t7.	James Johnson vs. Clemson (12/15/84)	13

FREE THROW PERCENTAGE

Game		(minimum 10 made)
1.	Don Smith vs. East Tennessee (1/9/60)	1.000 (16-16)
2.	Quincy Vance vs. Arkansas State (2/26/90)	1.000 (14-14)
3.	Sleepy Taylor vs. Eastern Kentucky (1/9/78)	1.000 (13-13)
t4.	Sleepy Taylor vs. Tennessee Tech (2/8/75)	1.000 (12-12)
t4.	Dan Midgett vs. Eastern Kentucky (2/13/64)	1.000 (12-12)
t4.	Kevin Kanaskie vs. Florida Atlantic (2/23/08)	1.000 (12-12)
t4.	Raymond Cintron vs. Louisiana (1/7/11)	1.000 (12-12)
t8.	Adam Vogelsberg vs. Louisville (12/20/05)	1.000 (11-11)
t8.	Sleepy Taylor vs. Tennessee Tech (2/5/77)	1.000 (11-11)
t8.	Don Smith vs. Louisiana (12/5/59)	1.000 (11-11)
t8.	Tommy Gunn vs. Denver (2/9/03)	1.000 (11-11)
t8.	Richard Duncan vs. Morehead State (1/6/97)	1.000 (11-11)
t13.	Kevin Kanaskie vs. Louisiana (1/29/09)	1.000 (10-10)
t13.	Nick King vs. FGCU (11/21/17)	1.000 (10-10)

Season

1.	Duane Washington (1986-87)	255
2.	Gerald Harris (1988-89)	207
3.	Duane Washington (1985-86)	197
4.	James Johnson (1985-86)	192
5.	Kevin Kanaskie (2006-07)	185
6.	Tweety Knight (2013-14)	152
7.	Chris Rainey (1987-88)	149
8.	Lewis Mack (1976-77)	144
9.	Gerald Harris (1989-90)	143
10.	Richard Duncan (1998-99)	142

Career

1.	Kevin Kanaskie (2005-09)	485
2.	Gerald Harris (1986-90)	463
3.	Duane Washington (1985-87)	452
4.	Richard Duncan (1996-99)	399
5.	Tim Gaither (1992-96)	342
6.	Chris Rainey (1986-89)	326
7.	James Johnson (1984-86)	313
8.	Pancakes Perry (1979-83)	303
9.	Nigel Johnson (2006-09)	292
10.	Lewis Mack (1975-77)	275

Season

		(minimum 50 made)
1.	Adam Vogelsberg (2005-06)	.908 (108-119)
2.	Lee Nosse (1999-00)	.892 (83-93)
3.	Stan Sumrell (1969-70)	.882 (60-68)
4.	Nod Carter (1995-96)	.881 (104-118)
5.	James Washington (2010-11)	.864 (133-154)
6.	Giddy Potts (2017-18)	.863 (69-80)
7.	Antwain Johnson (2017-18)	.862 (56-65)
t8.	Lee Nosse (2001-02)	.855 (71-83)
t8.	Kevin Kanaskie (2008-09)	.855 (100-117)
10.	Bryan Smithson (2004-05)	.853 (58-68)

ASSISTS AVERAGE

Career

		(minimum 100 made)
1.	Adam Vogelsberg (2005-06)	.908 (108-119)
2.	Nod Carter (1994-97)	.836 (225-269)
3.	James Washington (2009-11)	.821 (243-296)
4.	Lee Nosse (1997-00, '02)	.819 (258-315)
5.	Mike Buck (1988-92)	.815 (119-146)
6.	Kevin Kanaskie (2005-09)	.812 (350-431)
7.	Robert Taylor (1989-93)	.804 (370-460)
8.	Giddy Potts (2014-18)	.803 (245-305)
9.	Duane Washington (1985-87)	.800 (120-150)
10.	Stan Sumrell (1967-68, 70-71)	.799 (171-214)

Season

		(minimum 10 games)
1.	Duane Washington (1986-87)	8.8
2.	Gerald Harris (1988-889)	6.7
3.	James Johnson (1985-86)	6.0
t4.	Kevin Kanaskie (2006-07)	5.8
t4.	Duane Washington (1985-86)	5.8
6.	Gerald Harris (1989-90)	5.3
7.	Greg Christian (1990-91)	5.2
8.	Lewis Mack (1976-77)	5.0
t9.	Greg Armstrong (1978-79)	4.9
t9.	Lewis Mack (1975-76)	4.9

ASSISTS

Game

1.	James Johnson vs. Freed-Hardeman (1/2/86)	20
t2.	Duane Washington vs. Eastern Kentucky (1/19/87)	16
t2.	Duane Washington vs. Morehead State (2/24/86)	16
4.	Duane Washington vs. Tennessee Tech (1/5/87)	15
t5.	Greg Christian vs. Kennesaw State (11/26/90)	14
t5.	Lewis Mack vs. Little Rock (12/1/76)	14

Career

		(minimum 30 games)
1.	Duane Washington (1985-87)	7.2
2.	James Johnson (1984-86)	5.0
3.	Lewis Mack (1975-77)	4.9
4.	Gerald Harris (1986-90)	4.6
5.	Richard Duncan (1996-99)	4.4
6.	Greg Armstrong (1977-79)	4.3
7.	Kevin Kanaskie (2005-09)	3.9
8.	Eric Parham (2001-03)	3.8
t9.	Bruce Massey (2011-13)	3.6





- INDIVIDUAL RECORDS -

t9. Tweety Knight (2012-14) 3.6

STEALS

Game

1. Richard Duncan vs. Eastern Kentucky (2/20/99) 12
 2. Roni Bailey vs. Montreat (11/27/96) 9
 t3. Duane Washington vs. Tennessee Tech (1/15/87) 8
 t3. Duane Washington vs. Eastern Kentucky (1/19/87) 8
 t3. James Johnson vs. South Carolina (11/29/85) 8
 t6. James Johnson vs. Murray State (2/28/85) 7
 t6. Richard Duncan vs. UT Martin (1/28/99) 7

Season

1. Duane Washington (1986-87) 93
 2. Richard Duncan (1998-99) 87
 3. James Johnson (1985-86) 73
 4. Tweety Knight (2013-14) 66
 5. James Johnson (1984-85) 63
 6. Fernando Ortiz (1999-00) 60
 t7. Richard Duncan (1997-98) 54
 t7. Bruce Massey (2011-12) 54
 t9. James Washington (2010-11) 52
 t9. Tim Gaither (1993-94) 52

Career

1. Richard Duncan (1996-99) 190
 2. Tommy Gunn (2000-04) 156
 3. Reggie Upshaw (2013-17) 151
 4. Giddy Potts (2014-18) 148
 5. Tim Gaither (1992-96) 145
 6. Gerald Harris (1986-90) 139
 7. James Johnson (1984-86) 136
 8. Duane Washington (1985-87) 134
 9. Kevin Kanaskie (2005-09) 127
 10. Roni Bailey (1994-97) 112

STEALS AVERAGE

Season (minimum 10 games)

1. Duane Washington (1986-87) 3.2
 2. Richard Duncan (1998-99) 2.8
 3. James Johnson (1985-86) 2.3
 4. Fernando Ortiz (1999-00) 2.1
 t5. James Johnson (1984-85) 2.0
 t5. Tim Gaither (1993-94) 2.0
 t5. Tweety Knight (2013-14) 2.0
 t8. Richard Duncan (1997-98) 1.9
 t8. Gerald Harris (1989-90) 1.9
 t10. Aylton Tesch (1997-98) 1.8
 t10. Gerald Harris (1987-88) 1.8

Career (minimum 30 games)

1. James Johnson (1984-86) 2.2

t2. Duane Washington (1985-87) 2.1
 t2. Richard Duncan (1996-99) 2.1
 4. Fernando Ortiz (1999-01) 2
 t5. Aylton Tesch (1995-96,97-98) 1.6
 t5. Tweety Knight (2012-14) 1.6
 t7. James Washington (2009-11) 1.5
 t7. Bruce Massey (2011-13) 1.5
 t9. Cedrick Wallace (1998-00) 1.4
 t9. Tim Gaither (1992-96) 1.4
 t9. Gerald Harris (1986-90) 1.4
 t9. Kim Cooksey (1984-86) 1.4
 t9. Tommy Gunn (2000-04) 1.4

BLOCKS

Game

1. Alex Weekes vs. WKU (2/26/04) 8
 t2. Warren Kidd vs. Tennessee State (2/17/92) 7
 t2. Warren Kidd vs. Austin Peay (2/22/92) 7
 t4. Shawn Jones vs. South Alabama (2/21/13) 6
 t4. Lee Nosse vs. Southeast Missouri (1/10/00) 6
 t4. Lee Nosse vs. Eastern Kentucky (1/23/99) 6
 t4. Lee Nosse vs. Morehead State (2/18/99) 6
 t4. Lee Nosse vs. Little Rock (1/26/02) 6
 t4. Quincy Vance vs. Morehead State (1/26/90) 6
 t4. Warren Kidd vs. Morehead State (1/25/92) 6
 t4. Warren Kidd vs. South Carolina State (1/30/91) 6
 t4. Warren Kidd vs. Kennesaw State (11/26/90) 6
 t4. Shawn Jones vs. Tulane (2/13/14) 6

Season

1. Warren Kidd (1990-91) 70
 2. Shawn Jones (2013-14) 63
 3. Warren Kidd (1991-92) 62
 4. Lee Nosse (1998-99) 55
 5. Warren Kidd (1992-93) 53
 6. LaRon Dendy (2011-12) 48
 7. Lee Nosse (2001-02) 45
 8. Shawn Jones (2012-13) 43
 9. Mantia Callender (1997-98) 41
 10. Perrin Buford (2015-16) 40

Career

1. Warren Kidd (1990-93) 185
 2. Lee Nosse (1997-00, '02) 166
 3. Shawn Jones (2010-14) 158
 4. Reggie Upshaw (2013-17) 110
 5. Chris Ingram (1987-91) 81
 6. Trevor Ottley (2009-11) 79
 7. Theryn Hudson (2005-10) 69
 8. Perrin Buford (2014-16) 62
 9. Kyle Young (2001-07) 59
 10. Tommy Gunn (2000-04) 54



- INDIVIDUAL RECORDS -

BLOCKS AVERAGE

Season	(minimum 10 games)	
t1. Warren Kidd (1990-91)		2.3
t1. Warren Kidd (1991-92)		2.3
t3. Warren Kidd (1992-93)		2.0
t3. Lee Nosse (1998-99)		2.0
5. Shawn Jones (2013-14)		1.9
6. Lee Nosse (2001-02)		1.6
7. Mantia Callender (1997-88)		1.5
t8. Lee Nosse (1999-00)		1.4
t8. LaRon Dendy (2011-12)		1.4
10. Shawn Jones (2012-13)		1.3

Career	(minimum 30 games)	
1. Warren Kidd (1990-93)		2.2
t2. Lee Nosse (1997-00, '02)		1.4
t2. LaRon Dendy (2011-12)		1.4
t4. Trevor Ottley (2009-11)		1.2
t4. Shawn Jones (2010-14)		1.2
t6. Jimmy McGill (1985-87)		0.9
t6. Perrin Buford (2014-16)		0.9
t8. Mantia Callender (1996-98)		0.8
t8. Fernando Ortiz (1999-01)		0.8
t8. Buck Hailey (1980-82)		0.8
t8. Russell Smith (1983-85)		0.8
t8. David Washington (1994-96)		0.8
t8. Reggie Upshaw (2013-17)		0.8

DOUBLES-DOUBLES

Season		
1. George Sorrell (1974-75)		21
2. Warren Kidd (1990-91)		20
3. Warren Kidd (1992-93)		19
4. Kerry Hammonds (1988-89)		18
5. Ken Riley (1970-71)		16
6. Jerry Beck (1980-81)		15
t7. Warren Kidd (1991-92)		14
t7. Jerry Beck (1981-82)		14
9. Tim Sisneros (1975-76)		13
t10. Tim Sisneros (1974-75)		11
t10. George Sorrell (1974-75)		11
t10. Dwayne Rainey (1986-87)		11
t10. JaCorey Williams (2016-17)		11
t10. Nick King (2017-18)		11

Career		
1. Warren Kidd (1990-93)		53
2. Jerry Beck (1979-82)		38
t3. Kerry Hammonds (1984-89)		33
t3. Tim Sisneros (1972-76)		33
5. George Sorrell (1973-75)		32
6. Dwayne Rainey (1985-88)		21

t7. Reggie Upshaw (2013-17)	19
t7. Aylton Tesch (1995-98)	19
t9. Randy Henry (1986-89)	17
t9. Greg Joyner (1976-79)	17

GAMES PLAYED

Season		
t1. Tyrik Dixon (2016-17)		36
t1. Xavier Habersham (2016-17)		36
t1. Antwain Johnson (2016-17)		36
t1. Giddy Potts (2016-17)		36
t1. Ed Simpson (2016-17)		36
t1. Reggie Upshaw (2016-17)		36
t1. JaCorey Williams (2016-17)		36
t1. Darnell Harris (2014-15)		36
t1. Giddy Potts (2014-15)		36
t1. Jaqawn Raymond (2014-15)		36
t1. Jacques Rozier (2014-15)		36
t1. Marcus Tarrance (2014-15)		36
t1. Reggie Upshaw (2014-15)		36

Career		
1. Reggie Upshaw (2013-17)		140
2. Ed Simpson (2014-18)		134
3. Giddy Potts (2014-18)		133
4. Shawn Jones (2010-14)		128
5. Kevin Kanaskie (2005-09)		124
6. Desmond Yates (2006-10)		122
t7. Kerry Hammonds (1984-87, 88-89)		121
t7. Kerry Hammonds II (2010-14)		121
9. Kyle Young (2002-07)		119
10. Lee Nosse (1997-02)		117

GAMES STARTED

Season		
t1. Reggie Upshaw (2016-17)		36
t1. JaCorey Williams (2016-17)		36
t3. Giddy Potts (2016-17)		35
t3. Reggie Upshaw (2015-16)		35
t5. Tyrik Dixon (2016-17)		34
t5. Andrew Tunstill (1985-86)		34
t5. LaRon Dendy (2011-12)		34
t5. Marcos Knight (2011-12)		34
t9. Kim Cooksey (1985-86)		33
t9. Randy Henry (1987-88)		33
t9. Tyrus Baynham (1987-88)		33
t9. Bruce Massey (2011-12)		33
t9. JT Sulton (2011-12)		33
t9. Shawn Jones (2013-14)		33
t9. Nick King (2017-18)		33
t9. Giddy Potts (2017-18)		33





- INDIVIDUAL RECORDS -

Career

1. Giddy Potts (2014-18)	116	2. Rick Campbell (1980-82)	34.1
2. Reggie Upshaw (2013-17)	115	3. LaRae Davis (1982-84)	33.7
3. Kevin Kanaskie (2005-09)	105	4. Kevin Kanaskie (2005-09)	32.9
4. Tommy Gunn (2000-04)	96	5. Andrew Tunstill (1985-87)	32.3
5. Tim Gaither (1992-96)	92	6. David Washington (1994-97)	31.9
t6. Quincy Vance (1988-92)	90	7. Mike Dean (2003-05)	31.8
t6. Kyle Young (2002-07)	90	t8. Michael Cuffee (2003-05)	31.6
t8. Randy Henry (1985-89)	89	t8. Nod Carter (1995-97)	31.6
t8. Kerry Hammonds (1984-87, 88-89)	89	10. Doug Lipscomb (1982-84)	31.2
10. Richard Duncan (1996-99)	87		

MINUTES PLAYED

Season

1. Kevin Kanaskie (2006-07)	1,184
2. Jerry Beck (1981-82)	1,157
3. Reggie Upshaw (2016-17)	1,151
4. Kevin Kanaskie (2005-09)	1,141
5. Tyrus Baynham (1987-88)	1,142
t6. Kim Cooksey (1985-86)	1,135
t6. Kevin Kanaskie (2007-08)	1,135
8. Chris Rainey (1987-88)	1,129
9. Kim Cooksey (1984-85)	1,122
10. James Washington (2010-11)	1,121

Career

1. Kevin Kanaskie (2005-09)	4,078
2. Reggie Upshaw (2013-17)	3,965
3. Giddy Potts (2014-18)	3,610
4. Desmond Yates (2006-10)	3,517
5. Kerry Hammonds (1984-87, 88-89)	3,453
6. Tommy Gunn (2000-04)	3,361
7. Tim Gaither (1992-96)	3,020
8. Robert Taylor (1989-93)	2,941
9. Lee Nosse (1997-02)	2,900
10. Desmond Yates (2006-2010)	2,776

MINUTES PLAYED PER GAME

Season

1. David Washington (1994-95)	41.3
2. Jerry Beck (1981-82)	38.6
3. Jerry Beck (1980-81)	37.7
4. Kevin Kanaskie (2006-07)	37.0
5. Kim Cooksey (1984-85)	36.2
6. Warren Kidd (1992-93)	36.1
7. Kevin Kanaskie (2007-08)	35.5
8. Robert Taylor (1992-93)	35.3
9. Chris Rainey (1988-89)	35.2
10. LaRae Davis (1982-83)	35.1

Career

1. Kim Cooksey (1984-86)	35.3
--------------------------	------



- 1,000-POINT SCORERS -

1. DESMOND "BOOGIE" YATES - 1,775 CAREER POINTS

Year	G-GS	FGM-FGA	FG%	3FGM-3FGA	3FG%	FTM-FTA	FT%	Reb/Avg.	A/B/S	Points/Avg.
06-07	32-18	141-263	.536	19-51	.373	48-67	.716	110/3.4	6/14/11	349/10.9
07-08	32-31	200-348	.575	20-39	.513	91-113	.805	141/4.4	30/18/20	511/16.0
08-09	32-32	228-394	.579	20-60	.333	74-94	.787	145/4.5	8/13/20	550/17.2
09-10	26-26	145-286	.507	31-71	.437	44-54	.815	103/4.0	12/6/11	365/14.0
Career	122-107	714-1291	.553	90-221	.407	257-328	.784	499/4.1	56/51/62	1775/14.5

2. NATHANIAL "GIDDY" POTTS - 1,645 CAREER POINTS

Year	G-GS	FGM-FGA	FG%	3FGM-3FGA	3FG%	FTM-FTA	FT%	Reb/Avg.	A/B/S	Points/Avg.
14-15	36-21	80-213	.376	46-122	.377	31-41	.756	98/2.7	31/4/26	237/6.6
15-16	28-27	139-282	.493	79-156	.506	61-80	.763	150/5.4	36/10/30	418/14.9
16-17	36-35	196-407	.482	76-198	.384	84-104	.808	192/5.3	72/8/47	552/15.3
17-18	33-33	142-343	.414	85-210	.405	69-80	.863	141/4.3	63/8/45	438/13.3
Career	133-116	557-1245	.447	286-686	.417	245-305	.803	581/4.4	202/30/148	1645/12.4

3. ROBERT TAYLOR - 1,622 CAREER POINTS

Year	G-GS	FGM-FGA	FG%	3FGM-3FGA	3FG%	FTM-FTA	FT%	Reb/Avg.	A/B/S	Points/Avg.
89-90	26-26	108-271	.399	33-99	.333	84-106	.792	84/3.2	41/4/8	333/12.8
90-91	29-22	141-368	.383	77-209	.368	86-112	.768	150/5.6	58/4/11	445/15.3
91-92	27-26	134-356	.376	51-160	.319	126-152	.829	93/3.4	55/4/16	445/16.5
92-93	18-18	132-313	.422	61-151	.404	74-90	.822	56/3.1	24/1/12	399/22.2
Career	100-82	515-1308	.394	222-619	.359	370-460	.804	310/3.1	178/13/47	1622/16.2

4. KERRY HAMMONDS - 1,616 CAREER POINTS

Year	G-GS	FGM-FGA	FG%	3FGM-3FGA	3FG%	FTM-FTA	FT%	Reb/Avg.	A/B/S	Points/Avg.
84-85	31-29	169-424	.399	---	---	90-134	.672	247/8.0	10/12/14	428/13.8
85-86	32-30	158-314	.503	---	---	95-135	.704	244/7.6	22/3/20	411/12.8
86-87	27-4	88-197	.444	0-0	.000	66-89	.742	145/5.4	17/7/15	242/9.0
88-89	31-26	216-449	.481	2-5	.400	101-140	.721	319/10.3	55/9/22	535/17.3
Career	121-89	631-1384	.456	2-5	.400	352-498	.707	955/7.9	104/31/71	1616/13.4

5. REGGIE UPSHAW - 1,571 CAREER POINTS

Year	G-GS	FGM-FGA	FG%	3FGM-3FGA	3FG%	FTM-FTA	FT%	Reb/Avg.	A/B/S	Points/Avg.
13-14	33-20	83-181	.459	12-42	.286	32-62	.516	116/3.5	39/15/25	210/6.4
14-15	36-24	131-298	.440	15-52	.288	81-125	.648	251/7.0	57/35/35	358/9.9
15-16	35-35	185-372	.497	27-71	.380	83-168	.494	298/8.5	76/29/51	480/13.7
16-17	36-36	199-379	.525	33-104	.317	92-127	.724	245/6.8	85/31/40	523/14.5
Career	140-115	598-1230	.486	87-269	.323	288-482	.598	910/6.5	257/110/151	1571/11.2



Desmond "Boogie" Yates being presented his all-time scoring leader commemorative basketball by former record holder Robert "Cat-Eye" Taylor

- 1,000-POINT SCORERS -

6. TOMMY GUNN - 1,528 CAREER POINTS

Year	G-GS	FGM-FGA	FG%	3FGM-3FGA	3FG%	FTM-FTA	FT%	Reb/Avg.	A/B/S	Points/Avg.
00-01	27-13	84-188	.447	26-68	.382	55-69	.797	82/3.0	47/7/30	249/9.2
01-02	27-26	118-264	.447	44-115	.383	58-89	.652	107/4.0	50/12/43	338/12.5
02-03	30-29	165-331	.498	59-138	.428	88-107	.822	124/4.1	68/17/38	477/15.9
03-04	29-28	151-317	.476	56-148	.378	106-130	.815	151/5.2	61/18/45	464/16.0
Career	113-96	518-1100	.471	185-469	.394	307-395	.777	464/4.1	226/54/156	1528/13.5

7. WILLIE BROWN - 1,524 CAREER POINTS

Year	G-GS	FGM-FGA	FG%	3FGM-3FGA	3FG%	FTM-FTA	FT%	Reb/Avg.	A/B/S	Points/Avg.
66-67	25-x	151-390	.367	---	---	61-95	.642	162/6.5	-/-	363/14.5
67-68	24-x	229-543	.422	---	---	98-135	.726	170/7.1	-/-	556/23.2
68-69	26-x	239-603	.396	---	---	127-179	.709	226/8.7	-/-	605/23.3
Career	75-x	619-1536	.403	---	---	286-409	.699	558/7.4	-/-	1524/20.3

8. RANDY HENRY - 1,484 CAREER POINTS

Year	G-GS	FGM-FGA	FG%	3FGM-3FGA	3FG%	FTM-FTA	FT%	Reb/Avg.	A/B/S	Points/Avg.
85-86	15-1	13-21	.619	---	---	4-7	.571	12/0.8	4/1/4	30/2.0
86-87	28-25	164-290	.566	0-0	.000	51-63	.810	173/6.2	16/6/8	379/13.5
87-88	34-33	197-376	.524	1-1	1.000	76-102	.745	280/8.2	47/11/18	471/13.9
88-89	31-30	267-487	.548	5-15	.333	65-83	.783	217/7.0	52/12/28	604/19.5
Career	108-89	641-1174	.546	6-16	.375	196-255	.769	682/6.3	119/30/58	1484/13.7

9. KEN TRICKEY - 1,456 CAREER POINTS


Year	G-GS	FGM-FGA	FG%	3FGM-3FGA	3FG%	FTM-FTA	FT%	Reb/Avg.	A/B/S	Points/Avg.
51-52									-/-	
52-53									-/-	
53-54									-/-	
54-55									-/-	
Career	110-x	521-1776	.293	---	---	414-673	.615	432/3.9	-/-	1456/13.2

10. TIM SISNEROS - 1,426 CAREER POINTS

Year	G-GS	FGM-FGA	FG%	3FGM-3FGA	3FG%	FTM-FTA	FT%	Reb/Avg.	A/B/S	Points/Avg.
72-73	23-x	66-139	.475	---	---	37-57	.649	133/5.8	8/-	169/7.3
73-74	25-x	123-229	.537	---	---	58-98	.592	213/8.5	23/-	304/12.2
74-75	28-x	138-286	.483	---	---	59-90	.656	224/8.0	37/-	335/12.0
75-76	28-x	257-451	.570	---	---	104-149	.698	276/9.9	25/-	618/22.1
Career	104-x	584-1105	.529	---	---	258-394	.655	846/8.1	93/-	1426/13.7



#20 GIDDY POTTS



#44 KERRY HAMMONDS



#30 REGGIE UPSHAW

- 1,000-POINT SCORERS -

10. CHRIS RAINEY - 1,426 CAREER POINTS

Year	G-GS	FGM-FGA	FG%	3FGM-3FGA	3FG%	FTM-FTA	FT%	Reb/Avg.	A/B/S	Points/Avg.
86-87	29-5	109-212	.514	32-64	.500	31-41	.756	53/1.8	36/3/22	281/9.7
87-88	34-30	189-388	.487	83-179	.464	104-132	.788	125/3.7	149/3/24	565/16.6
88-89	31-30	202-414	.488	65-139	.468	111-136	.816	128/4.1	141/1/30	580/18.7
Career	94-65	500-1014	.493	180-382	.471	246-309	.796	306/3.2	326/7/76	1426/15.2

12. GREG JOYNER - 1,424 CAREER POINTS

Year	G-GS	FGM-FGA	FG%	3FGM-3FGA	3FG%	FTM-FTA	FT%	Reb/Avg.	A/B/S	Points/Avg.
76-77	29-x	187-329	.568	---	---	76-98	.776	237/8.2	71/-/-	450/15.5
77-78	26-x	183-327	.560	---	---	64-85	.753	173/6.7	57/-/-	430/16.5
78-79	26-x	223-425	.525	---	---	98-123	.797	222/8.5	122/-/-	544/20.9
Career	81-x	593-1081	.549	---	---	238-306	.778	632/7.8	250/-/-	1424/17.6

13. CLAUDE "SLEEPY" TAYLOR - 1,421 CAREER POINTS


Year	G-GS	FGM-FGA	FG%	3FGM-3FGA	3FG%	FTM-FTA	FT%	Reb/Avg.	A/B/S	Points/Avg.
74-75	28-x	171-396	.432	---	---	99-122	.811	198/7.1	71/-/-	441/15.8
75-76	20-x	98-205	.478	---	---	36-46	.783	102/5.1	43/-/-	232/11.6
76-77	23-x	96-221	.434	---	---	87-114	.763	120/5.2	50/-/-	279/12.1
77-78	26-x	168-324	.519	---	---	133-165	.806	125/4.8	42/-/-	469/18.0
Career	97-x	533-1146	.465	---	---	355-447	.794	545/5.6	206/-/-	1421/14.6

14. JERRY BECK - 1,401 CAREER POINTS

Year	G-GS	FGM-FGA	FG%	3FGM-3FGA	3FG%	FTM-FTA	FT%	Reb/Avg.	A/B/S	Points/Avg.
78-79	1-x	2-4	.500	---	---	0-0	.000	3/3.0	0/-/-	4/4.0
79-80	26-x	157-283	.554	---	---	91-115	.791	234/9.0	20/-/-	405/15.5
80-81	27-27	174-289	.602	---	---	119-153	.778	265/9.8	22/8/11	467/17.3
81-82	30-30	180-290	.620	---	---	165-225	.733	280/9.3	30/6/25	525/17.5
Career	84-57	513-866	.592	---	---	375-493	.761	779/9.3	72/14/36	1401/16.7

15. TIM GAITHER - 1,318 CAREER POINTS

Year	G-GS	FGM-FGA	FG%	3FGM-3FGA	3FG%	FTM-FTA	FT%	Reb/Avg.	A/B/S	Points/Avg.
92-93	25-17	72-184	.391	7-25	.280	51-74	.689	82/3.3	64/0/22	202/8.1
93-94	26-24	129-290	.445	15-47	.319	91-113	.805	122/4.7	84/1/52	364/14.0
94-95	26-26	120-325	.369	33-102	.324	96-116	.828	118/4.5	112/0/39	369/14.2
95-96	27-25	122-282	.433	46-125	.368	93-126	.738	118/4.4	78/2/32	383/14.2
Career	104-92	443-1081	.410	101-299	.338	331-429	.772	440/4.2	342/3/145	1318/12.7



#44 JERRY BECK



#5 KEVIN KANASKIE



#12 SHAWN JONES





- 1,000-POINT SCORERS -

16. KEVIN KANASKIE - 1,251 CAREER POINTS

Year	G-GS	FGM-FGA	FG%	3FGM-3FGA	3FG%	FTM-FTA	FT%	Reb/Avg.	A/B/S	Points/Avg.
05-06	28-11	27-84	.321	17-52	.327	39-45	.867	64/2.3	74/0/26	110/3.9
06-07	32-32	114-308	.370	67-186	.360	95-123	.772	120/3.8	185/4/31	390/12.2
07-08	32-30	98-260	.377	61-163	.374	116-146	.795	129/4.0	106/0/39	373/11.7
08-09	32-32	108-292	.370	62-191	.325	100-117	.855	138/4.3	120/1/31	378/11.8
Career	124-105	347-944	.368	207-592	.350	350-431	.812	451/3.6	485/5/127	1251/10.1

17. BOB BURDEN - 1,242 CAREER POINTS

Year	G-GS	FGM-FGA	FG%	3FGM-3FGA	3FG%	FTM-FTA	FT%	Reb/Avg.	A/B/S	Points/Avg.
58-59	26-x	153-372	.411	---	---	111-162	.679	228/8.8	-/-	417/16.0
59-60	22-x	143-373	.383	---	---	148-203	.729	225/10.2	-/-	434/19.7
60-61	23-x	128-341	.375	---	---	135-197	.685	220/9.6	-/-	391/17.0
Career	71-x	424-1086	.390	---	---	394-562	.701	673/9.5	-/-	1242/17.5

18. JOHN PRICE - 1,215 CAREER POINTS

Year	G-GS	FGM-FGA	FG%	3FGM-3FGA	3FG%	FTM-FTA	FT%	Reb/Avg.	A/B/S	Points/Avg.
52-53	16-x	32-82	.390	---	---	31-55	.564	141/8.8	-/-	95/5.9
53-54	26-x	160-294	.544	---	---	157-240	.654	189/7.2	-/-	477/18.3
56-57	25-x	112-241	.465	---	---	157-230	.683	160/6.4	-/-	381/15.2
58-59	24-x	83-158	.525	---	---	96-145	.662	144/5.8	-/-	262/10.9
Career	91-x	387-775	.499	---	---	441-670	.658	634/7.0	-/-	1215/13.4

19. WARREN KIDD - 1,165 CAREER POINTS

Year	G-GS	FGM-FGA	FG%	3FGM-3FGA	3FG%	FTM-FTA	FT%	Reb/Avg.	A/B/S	Points/Avg.
90-91	30-30	173-247	.700	0-0	.000	55-103	.534	370/12.3	26/70/8	401/13.4
91-92	27-27	156-235	.664	0-0	.000	62-106	.585	292/10.8	37/62/15	374/13.9
92-93	26-26	167-265	.630	0-0	.000	56-98	.571	386/14.8	38/53/34	390/15.0
Career	83-83	496-747	.664	0-0	.000	173-307	.564	1048/12.6	101/185/57	1165/14.0

20. KIM COOKSEY - 1,160 CAREER POINTS

Year	G-GS	FGM-FGA	FG%	3FGM-3FGA	3FG%	FTM-FTA	FT%	Reb/Avg.	A/B/S	Points/Avg.
84-85	31-31	228-486	.469	---	---	81-112	.723	148/4.8	73/1/39	537/17.3
85-86	33-33	278-589	.472	---	---	67-96	.698	133/4.0	95/5/48	623/18.9
Career	64-64	506-1075	.471	---	---	148-208	.712	281/4.4	168/6/87	1160/18.1

21. HARRY GUPTON - 1,154 CAREER POINTS

Year	G-GS	FGM-FGA	FG%	3FGM-3FGA	3FG%	FTM-FTA	FT%	Reb/Avg.	A/B/S	Points/Avg.
48-49				---	---				-/-	
49-50				---	---				-/-	
50-51				---	---				-/-	
51-52				---	---				-/-	
Career	104-x	476-		---	---	202-323	.625		-/-	1154/11.1

22. TYRUS BAYNHAM - 1,125 CAREER POINTS

Year	G-GS	FGM-FGA	FG%	3FGM-3FGA	3FG%	FTM-FTA	FT%	Reb/Avg.	A/B/S	Points/Avg.
85-86	32-19	163-308	.529	---	---	27-44	.614	98/3.1	29/7/14	353/11.0
86-87	29-24	127-275	.462	4-8	.500	44-60	.733	111/3.8	60/11/16	302/10.4
87-88	34-33	196-407	.482	8-30	.267	70-100	.700	142/4.2	93/12/20	470/13.8
Career	95-76	486-990	.491	12-38	.316	141-204	.691	351/3.7	182/30/50	1125/11.8

23. SHAWN JONES - 1,120 CAREER POINTS

Year	G-GS	FGM-FGA	FG%	3FGM-3FGA	3FG%	FTM-FTA	FT%	Reb/Avg.	A/B/S	Points/Avg.
10-11	32-2	52-103	.505	0-0	.000	26-38	.684	75/2.3	8/20/10	130/4.1
11-12	32-1	98-178	.551	0-1	.000	38-65	.585	104/3.3	7/37/14	234/7.3
12-13	34-26	114-229	.498	0-0	.000	61-96	.635	182/5.4	14/43/11	289/8.5
13-14	33-33	183-317	.577	0-1	.000	101-147	.687	279/8.5	20/63/30	467/14.2
Career	131-62	447-827	.541	0-2	.000	226-346	.653	640/4.9	49/163/65	1120/8.5



- 1,000-POINT SCORERS -

24. FRED ALLEN - 1,108 CAREER POINTS

Year	G-GS	FGM-FGA	FG%	3FGM-3FGA	3FG%	FTM-FTA	FT%	Reb/Avg.	A/B/S	Points/Avg.
73-74	26-x	174-422	.412	---	---	82-111	.739	64/2.5	63/-/-	430/16.5
74-75	27-x	116-253	.458	---	---	59-81	.728	80/3.0	62/-/-	291/10.8
75-76	28-x	149-339	.440	---	---	89-108	.824	77/2.8	78/-/-	387/13.8
Career	81-x	439-1014	.433	---	---	230-300	.767	221/2.7	203/-/-	1108/13.7

25. DOUG SHRADER - 1,094 CAREER POINTS

Year	G-GS	FGM-FGA	FG%	3FGM-3FGA	3FG%	FTM-FTA	FT%	Reb/Avg.	A/B/S	Points/Avg.
52-53	12-	23-82	.280	---	---	24-39	.615	36/3.0	-/-/-	66/5.5
53-54	24-x	48-138	.348	---	---	33-62	.532	72/3.0	-/-/-	129/5.4
54-55	27-x	198-482	.411	---	---	124-185	.670	205/7.6	-/-/-	524/19.4
55-56	21-x	139-351	.396	---	---	97-144	.674	146/7.0	-/-/-	375/17.9
Career	84-x	408-1053	.387	---	---	278-430	.647	459/5.5	-/-/-	1094/13.0

26. CHRIS HARRIS - 1,070 CAREER POINTS

Year	G-GS	FGM-FGA	FG%	3FGM-3FGA	3FG%	FTM-FTA	FT%	Reb/Avg.	A/B/S	Points/Avg.
78-79	27-x	121-224	.540	---	---	78-131	.595	176/6.5	15/-/-	320/11.9
79-80	26-x	126-245	.514	---	---	58-96	.604	189/7.2	17/-/-	310/11.9
80-81	27-24	84-150	.560	---	---	44-79	.557	151/5.6	8/6/23	212/7.9
81-82	30-30	86-174	.494	---	---	56-94	.596	191/6.4	27/5/20	228/7.6
Career	110-x	417-793	.526	---	---	236-400	.590	707/6.4	67/11/43	1070/9.7

27. LEE NOSSE - 1,056 CAREER POINTS

Year	G-GS	FGM-FGA	FG%	3FGM-3FGA	3FG%	FTM-FTA	FT%	Reb/Avg.	A/B/S	Points/Avg.
97-98	28-1	29-65	.446	5-12	.417	19-25	.760	67/2.4	8/19/7	82/2.9
98-99	28-27	101-203	.298	13-37	.351	77-103	.748	150/5.4	39/55/23	292/10.4
99-00	28-23	95-199	.477	6-22	.273	83-93	.892	122/4.4	40/38/31	279/10.0
00-01	4-4	14-23	.609	1-5	.200	8-11	.727	14/3.5	4/9/3	37/9.3
01-02	29-29	135-254	.531	25-65	.385	71-83	.855	218/7.5	45/45/25	366/12.6
Career	117-84	374-744	.503	50-141	.355	258-315	.819	571/4.9	136/166/89	1056/9.0

28. KEN RILEY - 1,043 CAREER POINTS

Year	G-GS	FGM-FGA	FG%	3FGM-3FGA	3FG%	FTM-FTA	FT%	Reb/Avg.	A/B/S	Points/Avg.
67-68	24-x	131-280	.468	---	---	63-140	.450	338/14.1	-/-/-	325/13.5
69-70	26-x	128-261	.490	---	---	60-126	.476	289/11.2	-/-/-	316/12.2
70-71	26-x	165-334	.494	---	---	72-144	.500	297/11.4	35/-/-	402/15.5
Career	76-x	424-875	.485	---	---	195-410	.476	924/12.2	35/-/-	1043/13.7

29. RENDER CARDEN - 1,034 CAREER POINTS

Year	G-GS	FGM-FGA	FG%	3FGM-3FGA	3FG%	FTM-FTA	FT%	Reb/Avg.	A/B/S	Points/Avg.
53-54	25-x	55-151	.364	---	---	39-56	.696	118/4.7	-/-/-	149/5.9
54-55	26-x	198-415	.477	---	---	148-191	.775	323/12.4	-/-/-	544/20.9
55-56	21-x	124-321	.386	---	---	93-135	.689	243/11.6	-/-/-	341/16.2
Career	72-x	377-887	.425	---	---	280-382	.733	684/9.5	-/-/-	1034/14.4

30. LEROY COLEMAN - 1,032 CAREER POINTS

Year	G-GS	FGM-FGA	FG%	3FGM-3FGA	3FG%	FTM-FTA	FT%	Reb/Avg.	A/B/S	Points/Avg.
76-77	29-x	64-124	.516	---	---	23-40	.575	92/3.2	14/-/-	151/5.2
77-78	25-x	53-105	.505	---	---	18-31	.581	68/2.7	14/-/-	124/5.0
78-79	27-x	160-324	.494	---	---	60-81	.741	167/6.2	52/-/-	380/14.1
79-80	26-x	165-345	.478	---	---	47-63	.746	110/4.2	51/-/-	377/14.5
Career	107-x	442-898	.492	---	---	148-215	.688	437/4.1	131/-/-	1032/9.6





- 1,000-POINT SCORERS -

31. JT SULTON - 1,019 CAREER POINTS

Year	G-GS	FGM-FGA	FG%	3FGM-3FGA	3FG%	FTM-FTA	FT%	Reb/Avg.	A/B/S	Points/Avg.
09-10	33-12	61-123	.496	0-4	.000	37-56	.661	128/3.9	3/6/15	159/4.8
10-11	32-28	111-234	.474	8-17	.471	69-95	.726	161/5.0	16/17/29	299/9.3
11-12	34-33	129-242	.533	0-7	.000	92-124	.742	178/5.2	24/21/25	350/10.3
12-13	34-22	74-159	.465	0-2	.000	63-88	.716	134/3.9	14/21/19	211/6.2
Career	133-95	375-758	.495	8-30	.267	261-363	.719	601/4.5	57/65/88	1019/7.7

32. RONI BAILEY - 1,016 CAREER POINTS

Year	G-GS	FGM-FGA	FG%	3FGM-3FGA	3FG%	FTM-FTA	FT%	Reb/Avg.	A/B/S	Points/Avg.
94-95	27-23	111-268	.414	13-43	.302	46-67	.687	165/6.1	80/1/37	281/10.4
95-96	27-21	119-248	.480	8-25	.320	34-51	.667	142/5.3	52/1/26	280/10.4
96-97	31-31	177-358	.494	34-99	.343	67-91	.736	189/6.1	84/3/49	455/14.7
Career	85-75	407-874	.466	55-167	.329	147-209	.703	496/5.8	216/5/112	1016/12.0

33. CHARLES HARMENING - 1,006 CAREER POINTS

Year	G-GS	FGM-FGA	FG%	3FGM-3FGA	3FG%	FTM-FTA	FT%	Reb/Avg.	A/B/S	Points/Avg.
46-47				---	---				-/-	
47-48				---	---				-/-	
48-49				---	---				-/-	
49-50				---	---				-/-	
Career				---	---				-/-	1006/-



- TEAM RECORDS -

POINTS

Game

1.	vs. Tennessee Wesleyan (12/8/88)	143
2.	vs. Alabama State (1/15/86)	132
t3.	vs. Cumberland (12/2/87)	127
t3.	vs. Sue Bennett (12/29/96)	127
5.	vs. Freed-Hardeman (1/2/86)	118

Season

1.	1988-89 (31 games)	2,810
2.	1985-86 (34 games)	2,788
3.	1997-98 (34 games)	2,763
4.	2016-17 (36 games)	2,697
5.	2015-16 (35 games)	2,539

POINTS - BOTH TEAMS

Game

1.	East Tennessee 123, MT 106 (2/22/60)	229
2.	MT 132, Alabama State 101 (1/15/86)	223
3.	MT 125, Austin Peay 95 (1/23/65)	220
4.	MT 111, Austin Peay 105 (2/23/89)	216
5.	Three Times	212

SCORING AVERAGE

Season

1.	1988-89 (31 games)	90.6
2.	1973-74 (26 games)	86.1
3.	1986-87 (29 games)	85.8
4.	1974-75 (28 games)	85.6
5.	1968-69 (26 games)	84.6

REBOUNDS

Game

1.	vs. Austin Peay (1/23/65)	85
2.	vs. Mississippi Valley State (12/7/91)	70
3.	vs. Belmont (12/7/85)	69
4.	vs. Culver Stockton (1/2/78)	65
5.	vs. Morehead State (1/6/79)	64

Season

1.	1968-69 (26 games)	1,685
2.	1974-75 (28 games)	1,389
3.	1969-70 (26 games)	1,361
4.	1985-86 (34 games)	1,357
5.	1964-65 (24 games)	1,351

REBOUNDING AVERAGE

Season

1.	1968-69 (26 games)	64.8
2.	1957-58 (21 games)	58.8

3.	1964-65 (24 games)	56.3
4.	1967-68 (24 games)	54.0
t5.	1955-56 (21 games)	52.3
t5.	1969-70 (26 games)	52.3

FIELD GOALS MADE

Game

1.	vs. Tennessee Wesleyan (12/8/88)	58
t2.	vs. Freed-Hardeman (1/2/86)	51
t2.	vs. St. Bernard (12/1/73)	51
t2.	vs. Cumberland (12/2/87)	51
t5.	vs. Alabama State (1/15/86)	50
t5.	vs. Tennessee Tech (2/2/87)	50

Season

1.	1985-86 (34 games)	1,160
2.	1988-89 (31 games)	1,086
3.	1987-88 (34 games)	1,048
4.	2016-17 (36 games)	1,014
5.	1986-87 (29 games)	986

FIELD GOALS ATTEMPTED

Game

1.	vs. Tennessee Wesleyan (12/8/88)	93
2.	vs. Alabama State (1/15/86)	89
t3.	vs. Cumberland (12/2/87)	88
t3.	vs. Charlotte (12/18/87)	87
5.	vs. Southern (1/6/894)	85

Season

1.	1985-86 (34 games)	2,284
2.	1988-89 (31 games)	2,216
3.	1968-69 (26 games)	2,180
4.	1987-88 (34 games)	2,162
5.	1974-75 (28 games)	2,095

FIELD GOAL PERCENTAGE

Game

		(minimum 30 made)
1.	at UCLA (11/15/11)	.714 (35-49)
2.	at Tennessee Tech (1/8/81)	.689 (31-45)
3.	at Austin Peay (1/12/87)	.684 (39-57)
4.	at Oral Roberts (11/27/95)	.673 (33-49)
5.	vs. UT Martin (2/26/00)	.660 (35-53)

Season

1.	1977-78	.511 (739-1,445)
2.	1985-86	.508 (1,160-2,284)
3.	1978-79	.499 (782-1,566)
4.	1980-81	.499 (737-1,477)
5.	1986-87	.497 (986-1,985)





- TEAM RECORDS -

3-POINT FIELD GOALS MADE

Game

1.	at Southern Miss (2/13/16)	16
t2.	vs. Eastern Kentucky (2/3/00)	15
t2.	vs. Houston Baptist (2/13/10)	15
t2.	vs. Rice (2/8/18)	15
t5.	vs. UT Martin (1/31/98)	14
t5.	vs. Minnesota (12/3/93)	14
t5.	vs. Belmont (2/1/99)	14

Season

1.	2015-16 (35 games)	279
2.	1996-97 (31 games)	261
3.	2014-15 (36 games)	242
4.	2017-18 (33 games)	241
5.	2016-17 (36 games)	228

3-POINT FIELD GOALS ATTEMPTED

Game

t1.	vs. Southeast Missouri (1/18/97)	33
t1.	vs. Central Florida (12/12/00)	33
t1.	vs. Houston Baptist (2/13/10)	33
t4.	vs. FIU (1/5/02)	32
t4.	vs. North Carolina (2/1/97)	32
t4.	vs. Belmont (2/1/99)	32
t4.	vs. Rice (2/8/18)	32

Season

1.	2015-16 (35 games)	716
2.	1996-97 (31 games)	682
3.	2014-15 (36 games)	675
4.	2017-18 (33 games)	648
5.	2016-17 (36 games)	622

3-POINT FIELD GOAL PERCENTAGE

Game

		(minimum 10 made)
1.	at UCLA (11/15/811)	.909 (10-11)
2.	vs. Trevecca (11/14/08)	.667 (12-18)
t3.	vs. UT Martin (2/26/00)	.647 (11-17)
t3.	vs. Arkansas State (1/24/02)	.647 (11-17)
5.	at Southern Miss (2/13/16)	.593 (16-27)

Season

1.	1986-87 (29 games)	.438 (53-121)
2.	1988-89 (31 games)	.413 (142-344)
3.	1987-88 (34 games)	.408 (133-326)
4.	2015-16 (35 games)	.390 (279-716)
5.	2001-02 (29 games)	.383 (261-682)

FREE THROWS MADE

Game

1.	vs. Eastern Kentucky (2/18/57)	44
2.	vs. Louisiana (1/8/11)	41
3.	vs. Tennessee State (12/5/04)	35
t4.	vs. Akron (1/11/88)	34
t4.	vs. Chattanooga (12/14/96)	34

Season

1.	2010-11 (32 games)	584
2.	1956-57 (25 games)	584
3.	1959-60 (23 games)	580
4.	1987-88 (34 games)	534
5.	2011-12 (34 games)	532

FREE THROWS ATTEMPTED

Game

1.	vs. Eastern Kentucky (2/18/57)	63
2.	vs. Louisiana (1/8/11)	49
t3.	vs. Akron (1/11/88)	44
t3.	vs. Austin Peay (1/28/83)	44
t3.	vs. Austin Peay (3/6/87)	44
t3.	vs. Arkansas State (1/15/04)	44
t3.	vs. Tennessee State (12/5/04)	44

Season

1.	1956-57 (25 games)	881
2.	2011-12 (34 games)	838
3.	2010-11 (32 games)	823
4.	1959-60 (23 games)	796
5.	2012-13 (34 games)	760

FREE THROW PERCENTAGE

Game

		(minimum 15 made)
1.	vs. Florida Atlantic (3/7/15)	1.000 (18-18)
2.	vs. Kennesaw State (12/16/88)	1.000 (16-16)
3.	vs. Murray State (11/18/14)	.960 (24-25)
t4.	vs. Murray State (11/13/17)	.955 (21-22)
t4.	vs. LA Tech (2/17/18)	.955 (21-22)

Season

1.	1988-89 (31 games)	.760 (496-653)
2.	2017-18 (33 games)	.742 (434-585)
3.	1986-87 (29 games)	.740 (462-624)
4.	1976-77 (29 games)	.734 (475-647)
5.	1999-00 (28 games)	.733 (458-625)

ASSISTS

Game

1.	vs. Tennessee Wesleyan (12/8/88)	37
2.	vs. Freed-Hardeman (1/2/86)	36



- TEAM RECORDS -

t3.	vs. Alabama State (1/15/86)	34
t3.	vs. Urbana (12/19/84)	34
t5.	vs. Tennessee Tech (2/2/87)	32
t5.	vs. Trevecca (11/14/08)	32

Season

1.	1985-86 (34 games)	673
2.	2016-17 (36 games)	553
3.	1988-89 (31 games)	533
4.	1986-87 (29 games)	531
5.	1987-88 (34 games)	527

ASSISTS AVERAGE

Season

1.	1985-86 (34 games)	19.8
2.	1986-87 (29 games)	18.3
3.	1999-00 (28 games)	17.3
4.	1988-89 (31 games)	17.2
5.	1996-97 (31 games)	16.7

STEALS

Game

1.	vs. at Tennessee (12/10/99)	22
t2.	vs. North Texas (1/6/01)	19
t2.	vs. UAB (12/22/98)	19
t2.	vs. Sue Bennett (12/29/96)	19
t5.	vs. Southeast Missouri (1/18/97)	18
t5.	vs. Freed-Hardeman (1/2/86)	18
t5.	vs. Bryan College (11/17/01)	18
t5.	vs. Montreat (11/27/96)	18

Season

1.	1998-99 (31 games)	294
2.	1985-86 (34 games)	287
3.	1999-00 (28 games)	278
4.	2010-11 (32 games)	277
5.	2016-17 (36 games)	242

STEALS AVERAGE

Season

1.	1999-00 (28 games)	9.9
2.	1998-99 (31 games)	9.5
t3.	2010-11 (32 games)	8.7
t3.	1994-95 (27 games)	8.7
t5.	1985-86 (34 games)	8.4
t5.	1993-94 (27 games)	8.4

BLOCKS

Game

t1.	vs. Kennesaw State (11/26/90)	12
t1.	vs. WKU (2/26/04)	12

t3.	vs. Morehead State (1/25/92)	9
t3.	vs. Little Rock (1/26/02)	9
t3.	vs. Tennessee State (1/28/91)	9
t3.	vs. IUPUI (11/21/01)	9
t3.	vs. Mississippi Valley State (11/23/90)	9
t3.	vs. South Carolina State (11/29/90)	9
t3.	vs. Cumberland (12/2/87)	9
t3.	vs. Tennessee Wesleyan (12/2/04)	9
t3.	vs. Belmont (12/13/11)	9

Season

1.	2011-12 (34 games)	150
2.	1990-91 (30 games)	143
3.	2012-13 (34 games)	128
4.	2015-16 (35 games)	123
5.	2010-11 (32 games)	114

BLOCKS AVERAGE

Season

1.	1990-91 (30 games)	4.8
2.	2011-12 (34 games)	4.4
3.	1991-92 (27 games)	3.9
4.	2012-13 (34 games)	3.7
t5.	2010-11 (32 games)	3.6
t5.	1999-00 (28 games)	3.6

MOST TURNOVERS

Game

1.	vs. Cincinnati (1/6/92)	33
2.	vs. Tennessee Tech (2/12/00)	30
3.	vs. IPFW (1/31/02)	28
t4.	vs. South Alabama (12/20/91)	27
t4.	vs. Georgia Southern (12/20/90)	27

Season

1.	1973-74 (26 games)	542
2.	1998-99 (31 games)	540
3.	1974-75 (28 games)	533
4.	1975-76 (28 games)	532
5.	1976-77 (29 games)	526

FEWEST TURNOVERS

Game

t1.	vs. Toledo (11/26/16)	4
t1.	vs. WKU (2/16/17)	4
t3.	vs. Arkansas State (12/22/88)	5
t3.	vs. Belmont (12/14/16)	5
t3.	at North Texas (1/7/17)	5
t3.	vs. North Texas (2/10/18)	5

Season

1.	1989-90 (28 games)	364
----	--------------------	-----





- TEAM RECORDS -

2.	1979-80 (26 games)	365
3.	1983-84 (27 games)	371
4.	2008-09 (32 games)	371
5.	1980-81 (27 games)	373

FOULS

Game

1.	vs. Eastern Kentucky (2/20/89)	49
t2.	vs. Louisiana (1/8/11)	34
t2.	vs. St. Bonaventure (12/30/93)	34
t2.	vs. Cleveland State (1/6/90)	34
t5.	vs. Morehead State (1/6/79)	33
t5.	vs. Evansville (12/18/10)	33

Season

1.	2010-11 (32 games)	756
2.	2015-16 (35 games)	702
3.	2012-13 (34 games)	700
4.	2009-10 (33 games)	696
5.	1988-89 (31 games)	685

FEWEST FOULS

Season

1.	1961-62 (18 games)	355
2.	1955-56 (21 games)	411
3.	1957-58 (21 games)	419
4.	1963-64 (21 games)	424
5.	1983-84 (27 games)	452

MOST DISQUALIFICATIONS

Season

1.	1964-65 (23 games)	34
2.	1993-94 (27 games)	31
3.	1978-79 (27 games)	30
4.	1966-67 (25 games)	29
5.	2010-11 (32 games)	28

FEWEST DISQUALIFICATIONS

Season

1.	1983-84 (27 games)	5
2.	2016-17 (36 games)	5
3.	2012-13 (34 games)	7
4.	2011-12 (34 games)	7
5.	1996-97 (31 games)	8



- MISCELLANEOUS RECORDS -

BEST WINNING PERCENTAGE

1.	2016-17	.861 (31-5)
2.	2012-13	.848 (28-6)
3.	1974-75	.821 (23-5)
4.	2011-12	.794 (27-7)
5.	1986-87	.759 (22-7)

MOST WINS

1.	2016-17	31
2.	2012-13	28
3.	2011-12	27
t4.	2015-16	25
t4.	2017-18	24

MOST LOSSES

1.	2000-01	22
2.	1982-83	20
t3.	1998-99	19
t3.	1993-94	19
5.	Five Times	17

MOST CONSECUTIVE WINS

1.	2012-13	17
2.	1985-86	14
3.	1974-75	13
t4.	1980-81	12
t4.	2011-12	12
t6.	2016-17	11
t6.	2017-18	11
t8.	1973-74	10
t8.	2016-17	10

MOST CONSECUTIVE HOME WINS

1.	12/11/73-1/7/76	34
2.	12/7/85-2/9/87	23
3.	11/9/12-11/30/13	22
4.	1/25/88-12/16/89	20
5.	1/18/97-2/5/98	14
6.	11/22/11-3/13/12	13
7.	2/8/68-1/11/69	12

MOST CONSECUTIVE ROAD WINS

1.	1/5/13-3/10/13	9
2.	12/3/80-1/15/81	6
t3.	12/31/06-1/20/07	5
t3.	1/21/91-2/11/91	5
t3.	1/6/86-2/1/86	5
t3.	1/7/78-2/13/78	5
t3.	1/7/75-2/1/75	5
t3.	1/5/17-2/2/17	5
t3.	1/20/18-2/17/18	5

MOST CONSECUTIVE LOSSES

1.	2000-01	15
t2.	1982-83	9
t2.	1962-63	9
t4.	1965-66	8
t4.	1939-40	8

BEST HOME RECORD (BY WINS)

1.	2012-13	16-0
2.	1987-88	16-3
3.	2011-12	15-2
4.	1985-86	14-0
5.	1973-74	14-1

BEST ROAD RECORD (BY WINS)

1.	2017-18	12-2
2.	2016-17	11-2
3.	2012-13	11-3
4.	2011-12	11-5
5.	1986-87	9-4

BEST LEAGUE RECORD (BY WINS)

1.	2012-13	19-1
2.	2016-17	17-1
3.	2017-18	16-2
4.	2011-12	14-2
t5.	2009-10	13-5
t5.	2015-16	13-5

BEST LEAGUE HOME RECORD (BY WINS)

1.	2012-13	10-0
2.	2016-17	9-0
3.	2011-12	8-0
t4.	1996-97	8-1
t4.	2017-18	8-1

LARGEST WINNING MARGIN

1.	MT 143, Tennessee Wesleyan 68 (12/8/88)	75
2.	MT 127, Cumberland 57 (12/2/87)	70
3.	MT 118, Freed-Hardeman 52 (1/2/86)	66
4.	MT 127, Sue Bennett 50 (12/29/96)	57
5.	MT 115, Bryan College 59 (11/17/01)	56

LARGEST LOSING MARGIN

1.	Tennessee 109, MT 40 (11/20/07)	69
2.	Morehead State 123, MT 68 (2/24/55)	55
t3.	North Carolina 99, MT 49 (2/1/97)	50
t3.	WKU 134, MT 84 (1/30/65)	50
5.	Alabama 103, MT 58 (11/29/82)	45





- MURPHY CENTER RECORDS -

POINTS

Individual

Milton Dean vs. Southeast Missouri (1/14/94) 41

Team

vs. Tennessee Wesleyan (12/8/88) 143

REBOUNDS

Individual

George Sorrell vs. St. Bernard (12/1/73) 21

Warren Kidd vs. Mississippi Valley State (11/23/90) 21

Team

vs. St. Bernard (12/1/73) 75

FIELD GOALS MADE

Individual

Steve Peeler vs. Murray State (1/29/73) 15

Jerry Beck vs. Westmar (12/20/80) 15

Randy Henry vs. Boston College (3/26/88) 15

Team

vs. Tennessee Wesleyan (12/8/88) 58

FIELD GOALS ATTEMPTED

Individual

Milton Dean vs. Minnesota (12/3/93) 28

Team

vs. St. Bernard (12/1/73) 112

FIELD GOAL PERCENTAGE

Individual (minimum 10 made)

Jerry Beck vs. Bluefield (12/18/79) .929 (13-14)

Chris Rainey vs. Eastern Kentucky (2/12/88) .929 (13-14)

Team (minimum 30 made)

vs. UT Martin (2/26/00) .660 (35-53)

3-POINT FIELD GOALS MADE

Individual

James Washington vs. Houston Baptist (2/13/10) 10

Team

vs. Rice (2/8/18) 15

3-POINT FIELD GOALS ATTEMPTED

Individual

Milton Dean vs. Minnesota (12/3/93) 17

James Washington vs. Houston Baptist (2/13/10) 17

Team

vs. Rice (2/8/18) 32

3-POINT FIELD GOAL PERCENTAGE

Individual (minimum 4 made)

Chris Rainey vs. Virginia Tech (11/21/87) 1.000 (6-6)

Chris Rainey vs. Wright State (2/8/89) 1.000 (6-6)

Freddie Martinez vs. Tennessee State (12/9/00) 1.000 (6-6)

Kevin Kanaskie vs. Trevecca (11/14/08) 1.000 (6-6)

Tyrik Dixon vs. WKU (1/14/17) 1.000 (5-5)

Team (minimum 6 made)

vs. Virginia Tech (11/21/87) .875 (7-8)

FREE THROWS MADE

Individual

Aylton Tesch vs. Eastern Illinois (2/5/98) 18

Team

vs. Akron (1/11/88) 34

FREE THROWS ATTEMPTED

Individual

Aylton Tesch vs. Eastern Illinois (2/5/98) 23

Team

vs. Austin Peay (1/28/83) 44

vs. Akron (1/11/88) 44

vs. North Texas (12/31/09) 44

FREE THROW PERCENTAGE

Individual (minimum 10 made)

Sleepy Taylor vs. Eastern Kentucky (1/9/78) 1.000 (13-13)

Sleepy Taylor vs. Tennessee Tech (2/8/75) 1.000 (12-12)

Sleepy Taylor vs. Tennessee Tech (2/5/77) 1.000 (11-11)

Sleepy Taylor vs. Austin Peay (1/21/78) 1.000 (10-10)

Nick King vs. FGCU (11/21/17) 1.000 (10-10)

Team (minimum 12 made)

vs. Kennesaw State (11/28/88) 1.000 (16-16)

ASSISTS

Individual

James Johnson vs. Freed-Hardeman (1/2/86) 20



- MURPHY CENTER RECORDS -

Team

vs. Tennessee Wesleyan (12/8/88) 37

STEALS

Individual

Roni Bailey vs. Montreat (11/27/96) 9

Team

vs. North Texas (1/6/01) 19

vs. Sue Bennett (12/29/96) 19

BLOCKS

Individual

Alex Weekes vs. WKU (2/26/04) 8

Team

vs. Kennesaw State (11/26/90) 12

vs. WKU (2/26/04) 12

MOST CONSECUTIVE 3-POINTERS MADE

Individual

Freddie Martinez 9

MOST CONSECUTIVE FREE THROWS MADE

Individual

Nod Carter (1/13/96-1/29/96) 32

LARGEST CROWDS

1. vs. WKU (2/26/04) 11,807
2. vs. Tennessee (11/21/08) 11,802
3. vs. Tennessee Tech (2/8/75) 11,800
4. vs. Austin Peay (1/26/74) 11,600
- t5. vs. WKU (3/1/75) 11,520
- t5. vs. Tennessee (3/18/88) 11,520
7. vs. Tennessee Tech (2/3/86) 11,500
8. vs. North Carolina (11/30/98) 11,380
9. vs. WKU (3/1/18) 11,307
10. vs. Austin Peay (1/27/75) 10,800





- CONFERENCE USA GAME RECORDS -

POINTS

Individual

Reggie Upshaw vs. UAB (1/1/917) 34

Team

vs. Marshall (2/18/17) 97

REBOUNDS

Individual

Shawn Jones at UAB (3/6/14) 18

Team

vs. Marshall (1/12/17) 58

FIELD GOALS MADE

Individual

JaCorey Williams vs. WKU (1/14/17) 12

Giddy Potts vs. Florida Atlantic (3/4/17) 12

Team

vs. North Texas (1/21/16) 37

FIELD GOALS ATTEMPTED

Individual

Nick King at Charlotte (2/3/18) 25

Team

at UAB (2/28/15) 75

FIELD GOAL PERCENTAGE

Individual (minimum 6 made)

Brandon Walters vs. LA Tech (1/11/18) 1.000 (7-7)

Team

vs. WKU (1/14/17) .621 (36-58)

3-POINT FIELD GOALS MADE

Individual

Giddy Potts vs. Marshall (2/19/15) 8

Team

at Southern Miss (2/13/16) 16

3-POINT FIELD GOALS ATTEMPTED

Individual

DJ Jones at UAB (2/28/15) 12

Giddy Potts vs. UTSA (1/9/16) 12

Giddy Potts vs. Rice (2/8/18) 12

Team

vs. Rice (2/8/18) 32

3-POINT FIELD GOAL PERCENTAGE

Individual (minimum 5 made)

Tyrik Dixon vs. WKU (1/14/17) 1.000 (5-5)

Team

vs. Southern Miss (2/15/14) .593 (16-27)

FREE THROWS MADE

Individual

JaQawn Raymond at Rice (2/12/15) 10

Team

vs. Southern Miss (2/15/14) 26

FREE THROWS ATTEMPTED

Individual

Reggie Upshaw at UTEP (1/31/15) 12

Team

vs. Southern Miss (2/15/14) 37

FREE THROW PERCENTAGE

Individual

By 16 Players 1.000

Team

(minimum 15 made)
at Florida Atlantic (3/7/15) 1.000 (18-18)

ASSISTS

Individual

Tweety Knight vs. Southern Miss (2/15/14) 8

Kerry Hammonds II at Marshall (2/22/14) 8

Tyrik Dixon vs. WKU (1/14/17) 8

Tyrik Dixon vs. Rice (2/8/18) 8

Team

vs. WKU (1/14/17) 25

STEALS

Individual

Tweety Knight vs. UTEP (1/16/14) 6

Team

at Florida Atlantic (1/21/17) 13



- CONFERENCE USA GAME RECORDS -

BLOCKS

Individual

Shawn Jones vs. Tulane (2/13/14) 6

Team

vs. Tulane (2/13/14) 8

at Marshall (2/22/14) 8





- DOUBLE-DOUBLES -

TRIPLE-DOUBLES

Name/Opponent/Date	P	R	A
Roni Bailey vs. Lyon College (12/3/94)	17	11	10

DOUBLE-DOUBLES

Name/Opponent/Date	P	R
Chester Brown vs. Tusculum College (12/2/70)	11	13
*Ken Riley vs. Troy (12/5/70)	22	14
*Ken Riley vs. Shorter College (12/10/70)	21	10
@Ken Riley at East Tennessee State (1/4/71)	16	11
@Ken Riley vs. Morehead State (1/9/71)	20	15
@Ken Riley vs. Eastern Kentucky (1/11/71)	13	11
@Ken Riley at Tennessee Wesleyan (1/14/71)	16	14
#@Ken Riley at Austin Peay (1/23/71)	20	11
*Kerry Cochran at Austin Peay (1/23/71)	10	15
*Ken Riley vs. UT Chattanooga (1/28/71)	11	10
*Ken Riley at Western Kentucky (1/30/71)	13	15
Terry Johnson at Appalachian State (2/1/71)	14	10
*Ken Riley at Bellarmine (2/3/71)	28	14
*Ken Riley vs. Western Kentucky (2/6/71)	13	10
*Chester Brown vs. Tennessee Tech (2/15/71)	12	13
#Ken Riley vs. Tennessee Tech (2/15/71)	17	16
*Chester Brown at UT Chattanooga (2/18/71)	11	11
Ken Riley at Eastern Kentucky (2/20/71)	18	12
Nick Prater at Morehead State (2/22/71)	10	10
\$Ken Riley vs. UT Martin (2/25/71)	19	19
\$Ken Riley vs. Austin Peay (2/27/71)	13	11
\$Ken Riley at Murray State (3/1/71)	29	17
Terry Johnson vs. Tennessee Wesleyan (12/2/71)	11	14
Terry Johnson vs. Birmingham Southern (1/8/72)	19	20
Chester Brown vs. UT Martin (1/20/72)	17	10
Chester Brown vs. UT Chattanooga (1/27/72)	10	16
Terry Johnson vs. Murray State (1/29/72)	15	10
*Chester Brown vs. St. Francis (PA) (2/2/72)	35	18
*Chester Brown vs. Western Kentucky (2/5/72)	12	18
*Chester Brown vs. Morehead State (2/19/72)	22	10
*Terry Johnson vs. Morehead State (2/19/72)	10	12
*Chester Brown vs. Eastern Kentucky (2/21/72)	32	17
#Nick Prater vs. Eastern Kentucky (2/21/72)	18	10
Terry Johnson vs. Austin Peay (2/26/72)	11	11
Chester Brown at Texas Pan-American (12/4/72)	11	10
*Steve Peeler vs. Bellarmine (1/8/73)	19	10
#Tim Sisneros vs. Bellarmine (1/8/73)	13	12
*Steve Peeler vs. MacMurray College (1/10/73)	31	16
Jimmy Powell at Tennessee Tech (1/13/73)	24	14
Tim Sisneros vs. Eastern Kentucky (1/22/73)	21	12
*Steve Peeler at UT Chattanooga (1/31/73)	11	10
*Steve Peeler at Western Kentucky (2/3/73)	22	10
Jimmy Powell vs. UT Chattanooga (2/15/73)	17	10
#Jimmy Powell vs. St. Bernard College (12/1/73)	14	13
*George Sorrell vs. St. Bernard College (12/1/73)	23	21
#Tim Sisneros vs. St. Bernard College (12/1/73)	22	12
*George Sorrell vs. ULM (12/4/73)	15	14

#George Sorrell vs. Cal State-Sonoma (12/13/73)	14	15
#Tim Sisneros vs. Cal State-Sonoma (12/13/73)	17	13
George Sorrell vs. Tennessee State (12/28/73)	26	17
George Sorrell vs. UT Chattanooga (1/7/74)	16	20
\$Tim Sisneros vs. Buffalo State (1/9/74)	15	18
#Jimmy Powell vs. Tennessee Tech (1/12/74)	26	10
#\$Tim Sisneros vs. Tennessee Tech (1/12/74)	10	15
#George Sorrell vs. East Tennessee (1/14/74)	13	18
#\$Tim Sisneros vs. East Tennessee (1/14/74)	15	12
#Jimmy Powell vs. Austin Peay (1/26/74)	12	15
#Steve Peeler vs. Austin Peay (1/26/74)	20	10
\$George Sorrell at Murray State (1/28/74)	24	14
#\$George Sorrell vs. Western Kentucky (2/2/74)	25	16
#Tim Sisneros vs. Western Kentucky (2/2/74)	12	10
\$George Sorrell at UT Chattanooga (2/4/74)	20	13
#Tim Sisneros vs. Eastern Kentucky (2/16/74)	12	13
#Steve Peeler vs. Eastern Kentucky (2/16/74)	19	12
*George Sorrell vs. Morehead State (2/18/74)	20	18
*George Sorrell vs. Murray State (2/23/74)	29	13
#Tim Sisneros vs. Pennsylvania (11/29/74)	15	12
#George Sorrell vs. Pennsylvania (11/29/74)	23	13
#Sleepy Taylor vs. Ole Miss (11/30/74)	18	12
#@George Sorrell vs. Ole Miss (11/30/74)	22	14
@George Sorrell vs. Wisconsin-Green Bay (12/5/74)	12	19
@George Sorrell at ULM (12/7/74)	19	19
@George Sorrell vs. Belmont (12/9/74)	15	17
George Sorrell at Vanderbilt (12/30/74)	12	12
Tim Sisneros vs. David Lipscomb (12/31/74)	21	11
#George Sorrell vs. Virginia Military (1/4/75)	21	14
#Sleepy Taylor vs. Virginia Military (1/4/75)	22	12
#Tim Sisneros vs. Virginia Military (1/4/75)	19	14
Steve Peeler at Tennessee State (1/7/75)	22	10
\$George Sorrell at East Tennessee (1/11/75)	23	11
#\$George Sorrell at Tennessee Tech (1/13/75)	13	19
#Steve Peeler at Tennessee Tech (1/13/75)	18	12
\$George Sorrell vs. Eastern Kentucky (1/18/75)	26	15
#Sleepy Taylor vs. Morehead State (1/20/75)	24	10
#\$Tim Sisneros vs. Morehead State (1/20/75)	20	12
#George Sorrell at Murray State (1/25/75)	23	10
#\$Tim Sisneros at Murray State (1/25/75)	17	11
##Sleepy Taylor vs. Austin Peay (1/27/75)	24	15
#\$Tim Sisneros vs. Austin Peay (1/27/75)	15	11
#&Steve Peeler at Western Kentucky (2/1/75)	28	11
##Sleepy Taylor at Western Kentucky (2/1/75)	20	10
#^George Sorrell at Western Kentucky (2/1/75)	17	11
#&Steve Peeler vs. Tennessee State (2/3/75)	10	12
#^George Sorrell vs. Tennessee State (2/3/75)	12	11
#^George Sorrell vs. Tennessee Tech (2/8/75)	10	16
#Sleepy Taylor vs. Tennessee Tech (2/8/75)	28	13
#&Steve Peeler vs. Tennessee Tech (2/8/75)	28	16
#^George Sorrell vs. East Tennessee (2/10/75)	17	20
#&Steve Peeler vs. East Tennessee (2/10/75)	18	11
#Jimmy Martin vs. East Tennessee (2/10/75)	13	12 a
#^George Sorrell at Morehead State (2/15/75)	15	14



- DOUBLE-DOUBLES -

#*Tim Sisneros at Morehead State (2/15/75)	22	14	Bob Martin vs. Tennessee Tech (1/14/78)	12	12
#^George Sorrell at Eastern Kentucky (2/17/75)	33	18	Bob Martin vs. Western Kentucky (1/28/78)	20	15
#*Tim Sisneros at Eastern Kentucky (2/17/75)	12	11	Greg Joyner vs. Georgia College (12/2/78)	16	12
^George Sorrell at Austin Peay (2/22/75)	24	16	#Leroy Coleman vs. Pikeville College (12/7/78)	23	10
#Tim Sisneros vs. Murray State (2/24/75)	24	10	#Greg Joyner vs. Pikeville College (12/7/78)	12	15
#*Jimmy Martin vs. Murray State (2/24/75)	17	11 a	Chris Harris vs. Central Arkansas (12/20/78)	15	11
#*George Sorrell vs. Western Kentucky (3/1/75)	10	18	&Greg Joyner vs. David Lipscomb (12/30/78)	27	10
#*Jimmy Martin vs. Western Kentucky (3/1/75)	17	10 a	&Greg Joyner vs. UNC-Asheville (1/2/79)	18	17
#*George Sorrell vs. Morehead State (3/7/75)	18	13	#&Greg Joyner vs. Morehead State (1/6/79)	28	15
#Sleepy Taylor vs. Morehead State (3/7/75)	12	10	#Leroy Coleman vs. Morehead State (1/6/79)	21	11
#*Tim Sisneros vs. Morehead State (3/7/75)	10	10	#Chris Harris vs. Morehead State (1/6/79)	22	17
*Tim Sisneros vs. Austin Peay (3/8/75)	12	13	&Greg Joyner vs. Eastern Kentucky (1/8/79)	19	11
George Sorrell vs. Oregon State (3/15/75)	23	17	Chris Harris at Tennessee Tech (1/13/79)	23	10
*Tim Sisneros vs. Sewanee (12/1/75)	29	10	Leroy Coleman at Eastern Kentucky (2/3/79)	22	13
*Tim Sisneros vs. Morris Harvey (12/4/75)	22	11	Greg Joyner vs. Mercer (2/8/79)	13	12
John Bonner vs. Rio Grande College (12/13/75)	15	11	Jimmy Riley vs. Mercer (2/8/79)	19	10
@Tim Sisneros vs. Army (12/20/75)	26	18	Leroy Coleman vs. Tennessee Tech (2/10/79)	13	10
@Tim Sisneros vs. Mercer (12/23/75)	25	12	Greg Joyner vs. Austin Peay (2/19/79)	12	13 a
@Tim Sisneros vs. Cal Poly State (12/29/75)	25	15	Greg Joyner vs. Eastern Kentucky (3/2/79)	26	10
@Tim Sisneros vs. Athens College (1/3/76)	21	15	Chris Harris vs. Eastern Kentucky (3/2/79)	20	11
@Tim Sisneros vs. UT Chattanooga (1/7/76)	16	11	Chris Harris vs. State Louis (11/30/79)	19	10
Tim Sisneros vs. Tennessee Tech (1/17/76)	18	11	&Jerry Beck at Mercer (12/15/79)	17	10
Tim Sisneros at Western Kentucky (2/7/76)	32	10	&Jerry Beck vs. Bluefield College (12/18/79)	27	16
#Tim Sisneros at Tennessee Tech (2/16/76)	27	10	&Jerry Beck vs. Rio Grande College (12/20/79)	19	12
#Lewis Mack at Tennessee Tech (2/16/76)	11	12 a	&Jerry Beck vs. Mercer (12/22/79)	24	18
#John Bonner vs. Eastern Kentucky (2/21/76)	13	12	Jerry Beck at Centenary (1/3/80)	14	15
#Tim Sisneros vs. Eastern Kentucky (2/21/76)	28	20	Jerry Beck vs. Austin Peay (1/17/80)	24	13
#Claude Taylor at Marshall (2/25/76)	19	10	Jerry Beck at Morehead State (1/26/80)	17	11
#*Tim Sisneros at Marshall (2/25/76)	37	14	Jerry Beck vs. Morehead State (2/2/80)	17	12
*Tim Sisneros vs. Murray State (2/28/76)	23	18	*Chris Harris at Tennessee Tech (2/7/80)	14	12
Bob Martin at UALR (12/1/76)	16	12	*Chris Harris at Akron (2/9/80)	21	13
Greg Joyner at Ballarmino College (12/21/76)	22	11	Jerry Beck vs. Murray State (2/14/80)	25	15
Bob Martin at Vanderbilt (12/29/76)	15	13	*Jerry Beck at Western Carolina (11/29/80)	17	13
#Bob Martin vs. Culver-Stockton (1/5/77)	20	13	*Jerry Beck vs. UT Chattanooga (12/1/80)	20	15
#Lewis Mack vs. Culver-Stockton (1/5/77)	10	10 a	Jerry Beck vs. Westmar College (12/20/80)	34	15
Bob Martin at Tennessee Tech (1/10/77)	13	14	*Jerry Beck vs. Tennessee State (12/30/80)	18	13
#Greg Joyner vs. Morehead State (1/17/77)	20	15	*Jerry Beck vs. Morehead State (1/3/81)	17	12
#Bob Martin vs. Morehead State (1/17/77)	12	12	Jerry Beck at Akron (1/10/81)	13	10
Lewis Mack at UT Chattanooga (1/31/77)	11	12 a	\$Jerry Beck vs. Western Carolina (1/24/81)	16	13
#*Greg Joyner vs. Marshall (2/3/77)	16	12	\$Jerry Beck at Morehead State (1/29/81)	17	11
#\$Bob Martin vs. Marshall (2/3/77)	17	15	\$Jerry Beck at Eastern Kentucky (1/31/81)	20	10
#*Greg Joyner vs. Tennessee Tech (2/5/77)	25	13	Jerry Beck vs. Akron (2/7/81)	27	13
#\$Bob Martin vs. Tennessee Tech (2/5/77)	15	14	Jerry Beck vs. Murray State (2/12/81)	17	12
\$Bob Martin vs. East Tennessee State (2/7/77)	18	14	&Jerry Beck vs. Western Kentucky (2/19/81)	17	13
Greg Joyner at Austin Peay (2/19/77)	22	13	#&Jerry Beck at UT Chattanooga (2/21/81)	16	10
Greg Joyner vs. Detroit (3/13/77)	23	15	#Rick Campbell at UT Chattanooga (2/21/81)	20	10 a
*Bob Martin at Oral Roberts (11/28/77)	14	12	&Jerry Beck vs. Oral Roberts (2/25/81)	20	15
*Bob Martin vs. Athens College (12/1/77)	14	11	&Jerry Beck vs. Murray State (3/6/81)	14	11
#Greg Joyner at Ole Miss (12/12/77)	10	10	Chris Harris vs. South Alabama (12/3/81)	11	10
#Bob Martin at Ole Miss (12/12/77)	11	11	*Jerry Beck at Eastern Kentucky (12/12/81)	12	12
#*Bob Martin vs. Urbana College (1/4/78)	15	11	*Jerry Beck vs. Georgia State (12/17/81)	11	17
#Claude Taylor vs. Urbana College (1/4/78)	12	10	Jerry Beck vs. Detroit (12/30/81)	22	14
*Bob Martin at Morehead State (1/7/78)	12	13	*Jerry Beck vs. Akron (1/7/82)	28	13
Greg Joyner at Eastern Kentucky (1/9/78)	26	10	*Jerry Beck vs. Youngstown State (1/9/82)	17	15



- DOUBLE-DOUBLES -

Jerry Beck at Tennessee State (1/16/82)	22	12	#Dwayne Rainey vs. Murray State (1/11/86)	10	10
*Jerry Beck at Oral Roberts (1/27/82)	28	12	Lee Campbell vs. Alabama State (1/15/86)	17	12
*Jerry Beck at Tennessee Tech (1/31/82)	20	10	Kerry Hammonds at Eastern Kentucky (1/20/86)	12	11
Chris Harris at Youngstown State (2/6/82)	11	10	Lee Campbell vs. Youngstown State (1/25/86)	13	14
&Jerry Beck vs. Western Kentucky (2/13/82)	26	13	*Kerry Hammonds vs. Akron (1/27/86)	17	12
&Jerry Beck at Murray State (2/18/82)	20	11	*Kerry Hammonds at Tennessee State (2/1/86)	17	14
&Jerry Beck at Austin Peay (2/20/82)	19	12	#Duane Washington at Murray State (2/17/86)	10	12 a
&Jerry Beck vs. Morehead State (2/25/82)	10	15	#Lee Campbell at Murray State (2/17/86)	16	15
Jerry Beck vs. Murray State (3/5/82)	19	11	Lee Campbell vs. Tennessee State (2/26/86)	22	11
Jerry Beck vs. 15 Kentucky (3/11/82)	14	10	Kerry Hammonds vs. Eastern Kentucky (3/3/86)	20	12
Doug Lipscomb at South Alabama (12/4/82)	15	11	Lee Campbell vs. Murray State (3/7/86)	24	15
Wardell Perry vs. Western Kentucky (12/8/82)	10	15	*Dwayne Rainey at Armstrong State (11/28/86)	11	10
Doug Lipscomb at Morehead State (12/17/82)	20	13	*Dwayne Rainey at Old Dominion (12/2/86)	23	11
Doug Lipscomb at Tennessee Tech (1/15/83)	18	14	Duane Washington vs. Cumberland (12/11/86)	10	12
##Doug Lipscomb vs. Georgia State (2/1/83)	14	11	\$Dwayne Rainey vs. McNeese State (12/15/86)	27	17
#Raleigh Choice vs. Georgia State (2/1/83)	17	10	\$Dwayne Rainey vs. Lincoln Memorial (12/17/86)	21	15
*Doug Lipscomb at Akron (2/4/83)	34	14	\$Dwayne Rainey at Marshall (12/20/86)	14	10
#Doug Lipscomb vs. Eastern Kentucky (3/5/83)	13	10	Randy Henry vs. UALR (12/22/86)	18	10
#Raleigh Choice vs. Eastern Kentucky (3/5/83)	10	11	Dwayne Rainey vs. Michigan (12/29/86)	13	13
LaRae Davis vs. Georgia State (11/26/83)	22	10	Dwayne Rainey at Austin Peay (1/12/87)	19	14
#Russell Smith at Tennessee State (12/3/83)	11	14	Kerry Hammonds vs. Morehead State (1/17/87)	17	10
##Doug Lipscomb at Tennessee State (12/3/83)	14	11	Duane Washington vs. Eastern Kentucky (1/19/87)	15	16 a
*Doug Lipscomb vs. Urbana (12/5/83)	18	12	Randy Henry at Youngstown State (1/24/87)	14	10
Raleigh Choice vs. Austin Peay (12/17/83)	18	14	Randy Henry at Tennessee State (1/31/87)	10	10
Doug Lipscomb vs. Georgia College (1/2/84)	11	13	Dwayne Rainey vs. Tennessee Tech (2/2/87)	21	11
*Russell Smith at Tennessee Tech (1/7/84)	17	11	Duane Washington vs. Akron (2/7/87)	14	11 a
*Russell Smith at Morehead State (1/12/84)	14	11	Randy Henry at Morehead State (2/23/87)	27	11
\$Doug Lipscomb vs. Youngstown State (1/19/84)	24	13	Kerry Hammonds vs. Tennessee State (2/26/87)	20	11
\$Doug Lipscomb vs. Akron (1/21/84)	15	14	#Randy Henry vs. Virginia Tech (11/21/87)	12	13
#\$Doug Lipscomb vs. Austin Peay (1/26/84)	11	10	#Dwayne Rainey vs. Virginia Tech (11/21/87)	10	11
#Raleigh Choice vs. Austin Peay (1/26/84)	12	10	Chris Ingram vs. Cumberland (12/2/87)	12	11
Russell Smith vs. Tennessee State (2/2/84)	25	14	Dwayne Rainey at McNeese State (12/5/87)	20	12
Doug Lipscomb vs. Morehead State (2/16/84)	15	12	#Tyrus Baynham vs. UT Chattanooga (12/12/87)	20	10
*Doug Lipscomb at Akron (2/25/84)	15	11	#Dwayne Rainey vs. UT Chattanooga (12/12/87)	16	12
#Raleigh Choice at Akron (2/25/84)	12	12	##Chris Rainey vs. UT-Chattanooga (12/12/87)	19	10 a
Kerry Hammonds at UT-Chattanooga (12/1/84)	20	11	*Chris Rainey vs. Louisiana Tech (12/15/87)	11	11 a
#Lonnie Thompson vs. Miles College (12/8/84)	21	13	Randy Henry vs. UNC Charlotte (12/18/87)	21	19
#Kerry Hammonds vs. Miles College (12/8/84)	24	14	Tyrus Baynham vs. Kennesaw (1/2/88)	11	11 a
#Kerry Hammonds vs. Urbana (12/19/84)	12	11	*Dwayne Rainey at Louisiana Tech (1/7/88)	14	13 a
#Kim Cooksey vs. Urbana (12/19/84)	22	10	*Dwayne Rainey vs. Akron (1/11/88)	24	16
Kerry Hammonds at Youngstown State (1/19/85)	12	16	Dwayne Rainey vs. Austin Peay (1/25/88)	12	11
Russell Smith at Murray State (1/28/85)	15	14	Randy Henry at Tennessee State (2/5/88)	24	11
Lonnie Thompson at Georgia Southern (1/30/85)	19	12	Dwayne Rainey vs. Eastern Kentucky (2/12/88)	10	11
*Kerry Hammonds vs. Tennessee State (2/7/85)	17	13	Dwayne Rainey vs. Tennessee State (2/20/88)	11	10
*Kerry Hammonds vs. Austin Peay (2/9/85)	18	10	#Randy Henry vs. Youngstown State (2/22/88)	19	12
Billy Miller vs. Murray State (2/11/85)	13	11	#Tyrus Baynham vs. Youngstown State (2/22/88)	12	10 a
James Johnson vs. Akron (2/25/85)	10	10	Dwayne Rainey at Austin Peay (2/27/88)	18	12
Dwayne Rainey vs. Minnesota (11/23/85)	18	12	Dwayne Rainey at Tennessee Tech (3/3/88)	14	12
Kerry Hammonds vs. South Carolina (11/29/85)	12	10	*Randy Henry vs. Youngstown State (3/7/88)	17	13
Kerry Hammonds at Western Kentucky (12/9/85)	12	12	##Randy Henry vs. Austin Peay (3/11/88)	14	11
Lee Campbell at Missouri (12/11/85)	17	10	#Dwayne Rainey vs. Austin Peay (3/11/88)	17	12
Kerry Hammonds vs. Transylvania (12/21/85)	19	13	*Randy Henry vs. Georgia (3/22/88)	18	12
#Lee Campbell vs. Murray State (1/11/86)	23	10	*Randy Henry vs. Boston College (3/26/88)	34	12
#James Johnson vs. Murray State (1/11/86)	10	11 a	Kerry Hammonds at Wright State (12/3/88)	24	12



- DOUBLE-DOUBLES -

#Kevin Wallace vs. Tennessee Wesleyan (12/8/88)	28	10	#&Warren Kidd vs. Austin Peay (1/12/91)	14	13
*Kerry Hammonds vs. Tennessee Wesleyan (12/8/88)	17	11	&Warren Kidd vs. Murray State (1/14/91)	10	10
*Kerry Hammonds vs. Alabama State (12/10/88)	24	15	&Warren Kidd at Eastern Kentucky (1/19/91)	10	10
*Kerry Hammonds vs. Louisiana Tech (12/20/88)	24	11	Jeff Clifton vs. Tennessee Tech (1/26/91)	18	12
#Randy Henry vs. Arkansas State (12/22/88)	27	13	\$Warren Kidd vs. Tennessee State (1/28/91)	15	17
*Kerry Hammonds vs. Arkansas State (12/22/88)	21	12	\$Warren Kidd vs. South Carolina State (1/30/91)	19	15
Gerald Harris vs. Colorado (12/30/88)	10	11	\$Warren Kidd at FIU (2/2/91)	22	14
*Kerry Hammonds at Alabama State (1/4/89)	24	13	Chris Ingram at Grambling (2/6/91)	10	10
#Gerald Harris vs. Akron (1/7/89)	15	10	Warren Kidd at Tennessee State (2/9/91)	15	14
*Kerry Hammonds vs. Akron (1/7/89)	29	10	Robert Taylor at Tennessee Tech (2/11/91)	24	10
!Kerry Hammonds at Tennessee Tech (1/16/89)	18	11	*Warren Kidd vs. Morehead State (2/16/91)	18	11
#!Kerry Hammonds vs. Eastern Kentucky (1/21/89)	18	17	*Warren Kidd vs. Eastern Kentucky (2/18/91)	13	15
#Randy Henry vs. Eastern Kentucky (1/21/89)	24	10	#Quincy Vance at Austin Peay (2/25/91)	23	13
!Kerry Hammonds vs. Morehead State (1/23/89)	17	16	#&Warren Kidd at Austin Peay (2/25/91)	21	20
!Kerry Hammonds at Austin Peay (1/28/89)	10	21	&Warren Kidd at Austin Peay (3/2/91)	13	18
!Kerry Hammonds at Murray State (1/30/89)	14	18	&Warren Kidd vs. Eastern Kentucky (3/6/91)	20	20
#!Kerry Hammonds at Tennessee State (2/4/89)	18	10	&Warren Kidd at Murray State (3/7/91)	10	11
*Randy Henry at Tennessee State (2/4/89)	26	11	Warren Kidd at Tennessee (12/5/91)	18	10
*Randy Henry vs. Wright State (2/8/89)	26	11	Quincy Vance at Mississippi Valley State (12/7/91)	16	14
Kerry Hammonds vs. Austin Peay (2/13/89)	18	11	*Warren Kidd at Murray State (12/14/91)	14	10
Kerry Hammonds at Eastern Kentucky (2/20/89)	11	13	*Warren Kidd vs. South Alabama (12/20/91)	20	11
Chris Rainey vs. Tennessee Tech (2/25/89)	19	13	Warren Kidd vs. Oral Roberts (1/2/92)	16	12
*Kerry Hammonds vs. Austin Peay (3/9/89)	17	16	Warren Kidd vs. Austin Peay (1/13/92)	21	15
*Kerry Hammonds vs. 16 Florida State (3/16/89)	11	13	&Warren Kidd at Tennessee Tech (1/20/92)	22	18
#Randy Henry vs. 16 Florida State (3/16/89)	26	10	&Warren Kidd vs. Morehead State (1/25/92)	19	14
*Kerry Hammonds vs. Virginia (3/18/89)	22	15	&Warren Kidd vs. Eastern Kentucky (1/27/92)	12	12
Chris Ingram vs. Tusculum College (11/30/89)	19	12	&#Warren Kidd vs. Murray State (2/1/92)	10	10
Kevin Wallace at Louisiana Tech (12/9/89)	10	11	*#Quincy Vance vs. Murray State (2/1/92)	22	11
Quincy Vance vs. Kennesaw (12/16/89)	15	10	*Quincy Vance at Eastern Kentucky (2/8/92)	16	10
Chris Ingram vs. Cleveland State (12/18/89)	11	11	Warren Kidd at Morehead State (2/10/92)	25	17
Quincy Vance vs. Alcorn State (12/23/89)	13	14	#Kelvin Hammonds vs. Tennessee State (2/17/92)	11	10
Kevin Wallace vs. Northeast Louisiana (12/30/89)	21	14	*#Warren Kidd vs. Tennessee State (2/17/92)	19	15
David Clark at Morehead State (1/26/90)	11	10	*Warren Kidd at Austin Peay (2/22/92)	22	18
*#Kevin Wallace at Tennessee Tech (2/3/90)	14	10	Quincy Vance at Southeast Missouri St. (2/24/92)	14	10
*#Quincy Vance at Tennessee Tech (2/3/90)	10	12	*Warren Kidd at College of Charleston (2/29/92)	15	19
*#Kevin Wallace vs. Akron (2/5/90)	26	11	*Warren Kidd vs. Arkansas State (3/3/92)	13	12
*#Quincy Vance vs. Akron (2/5/90)	13	10	Warren Kidd vs. Livingston State (12/1/92)	23	16
Chris Ingram vs. Morehead State (2/12/90)	17	10	\$Warren Kidd vs. Colorado (12/5/92)	18	12
#Kevin Wallace at Austin Peay (2/17/90)	16	11	\$Warren Kidd at Minnesota (12/12/92)	17	18
#Quincy Vance at Austin Peay (2/17/90)	32	11	\$Warren Kidd at Oral Roberts (12/21/92)	17	13
Quincy Vance vs. Alabama State (2/22/90)	16	19	\$Warren Kidd vs. Southern Univ (1/2/93)	19	18
Chris Ingram vs. Tennessee State (2/24/90)	20	10	\$Warren Kidd at UMKC (1/4/93)	23	16
\$Warren Kidd vs. Mississippi Valley St. (11/23/90)	18	21	\$Warren Kidd vs. Morehead State (1/9/93)	12	17
\$#Warren Kidd vs. Kennesaw (11/26/90)	22	10	\$Warren Kidd vs. Tennessee State (1/13/93)	12	18
*Greg Christian vs. Kennesaw (11/26/90)	13	14 a	\$Warren Kidd at UT-Martin (1/18/93)	20	16
\$Warren Kidd at South Carolina State (11/29/90)	15	16	\$Warren Kidd at Tennessee Tech (1/23/93)	21	16
Jeff Clifton vs. Grambling (12/4/90)	21	10	@Warren Kidd at SE Missouri State (1/30/93)	10	17
Warren Kidd at Memphis State (12/8/90)	18	10	@Warren Kidd at Murray State (2/1/93)	12	18
*Warren Kidd at Alcorn State (12/15/90)	10	11	@Warren Kidd vs. Oral Roberts (2/6/93)	25	19
*Warren Kidd vs. Georgia Southern (12/20/90)	20	16	@Warren Kidd vs. UT Martin (2/8/93)	12	17
\$Quincy Vance vs. Samford (12/29/90)	14	10	@Warren Kidd at Tennessee State (2/11/93)	25	10
#Quincy Vance vs. FIU (1/7/91)	27	13	*Warren Kidd vs. Tennessee Tech (2/15/93)	20	18
#&Warren Kidd vs. FIU (1/7/91)	13	17	*Warren Kidd at Morehead State (2/20/93)	11	13
#Quincy Vance vs. Austin Peay (1/12/91)	14	16	*Warren Kidd vs. Southeast Missouri St. (2/27/93)	19	20





- DOUBLE-DOUBLES -

*Warren Kidd vs. Murray State (3/1/93)	22	19	*William Pippin vs. Western Kentucky (1/4/03)	21	10
Brent Secrest vs. Ala.-Huntsville (12/11/93)	10	10	*William Pippin at Arkansas State (1/8/03)	13	11
Bobby Clark at Southern Univ. (1/6/94)	11	12	Tommy Gunn at Louisiana (1/25/03)	18	11
Milton Dean vs. Tennessee Tech (1/29/94)	23	13	William Pippin vs. IP-Ft. Wayne (1/28/03)	23	12
Chad Wampler vs. Morehead State (2/26/94)	10	11	William Pippin vs. Arkansas State (2/13/03)	19	10
#Roni Bailey vs. Valdosta State (12/10/94)	15	10	Kyle Young vs. Tennessee Wesleyan (12/13/03)	10	11
#Shawn Driskill vs. Valdosta State (12/10/94)	10	11	Michael Cuffee vs. Western Kentucky (2/26/04)	16	12
David Washington vs. Tennessee Tech (1/28/95)	15	13	Tommy Gunn vs. FIU (3/1/04)	12	10
#Roni Bailey vs. Tennessee State (2/18/95)	16	11	#Michael Cuffee vs. Tennessee Wesleyan (12/2/04)	11	14
*Bobby Clark vs. Tennessee State (2/18/95)	10	14	*#Marcus Morrison vs. Tennessee Wesleyan (12/2/04)	15	10
#Roni Bailey at Southern Univ. (2/22/95)	13	12	*Marcus Morrison vs. Tennessee State (12/5/04)	16	11
#Paul Washington at Southern Univ. (2/22/95)	19	10	Michael Cuffee vs. Auburn (12/21/04)	12	13
Paul Washington at Morehead State (2/25/95)	16	11	Steve Thomas vs. VCU (1/2/05)	15	10
Tim Gaither at Eastern Kentucky (2/27/95)	20	10 a	#Marcus Morrison at Arkansas State (1/13/05)	10	11
Aylton Tesch at Texas Christian (11/30/95)	15	13	*#Michael Cuffee at Arkansas State (1/13/05)	24	10
Roni Bailey vs. New Orleans (12/16/95)	13	11	*Michael Cuffee at UALR (1/15/05)	15	10
\$Aylton Tesch vs. Wisconsin-Parkside (1/2/96)	10	10	*Steve Thomas at New Mexico State (1/27/05)	11	10
\$Aylton Tesch vs. Austin Peay (1/6/96)	20	16	*Steve Thomas at Louisiana (1/29/05)	19	10
\$Aylton Tesch at Tennessee Tech (1/11/96)	20	12	Steve Thomas vs. Arkansas State (2/17/05)	11	10
Aylton Tesch at Morehead State (1/20/96)	16	10	Steve Thomas at Western Kentucky (2/24/05)	20	11
Aylton Tesch vs. Southern University (1/24/96)	16	12	Michael Cuffee at FIU (2/28/05)	19	10
Aylton Tesch vs. Murray State (1/29/96)	13	10	Steve Thomas vs. New Mexico State (3/4/05)	17	17
*Aylton Tesch vs. Morehead State (2/19/96)	17	11	Kyle Young at Indiana State (11/26/05)	13	11
*Aylton Tesch at Murray State (2/24/96)	12	10	Marcus Morrison vs. Freed-Hardeman (12/18/05)	20	10
Roni Bailey vs. Montreat College (11/27/96)	19	10	Kyle Young at No. 10 Louisville (12/20/05)	10	12
Roni Bailey vs. Murray State (12/2/96)	22	10	Marcus Morrison at Tennessee State (12/31/05)	15	11
Roni Bailey at Murray State (1/25/97)	22	10	Marcus Morrison vs. Arkansas State (1/12/06)	14	13
Richard Duncan vs. SE Missouri State (2/25/97)	13	10 a	Tim Blue vs. South Dakota State (2/13/06)	20	11
#Aylton Tesch at Tennessee Tech (12/6/97)	10	11	Tim Blue vs. Indiana State (11/30/06)	14	11
#Mantia Callender at Tennessee Tech (12/6/97)	13	11	Kevin Kanaskie at Florida Atlantic (1/10/07)	19	12
Aylton Tesch vs. Carson-Newman (12/18/97)	15	12	Kevin Kanaskie vs. Louisiana (1/27/07)	18	13
*Aylton Tesch vs. Murray State (1/3/98)	16	16	Theryn Hudson vs. Denver (2/1/07)	10	10
*Aylton Tesch vs. UT-Martin (1/5/98)	11	11	Desmond Yates at ULM (1/24/08)	12	10
*Aylton Tesch at Eastern Kentucky (1/22/98)	17	10	Desmond Yates at Louisiana (1/31/08)	17	11
*Aylton Tesch at Morehead State (1/24/98)	17	12	Desmond Yates at FIU (2/9/08)	12	10
*Aylton Tesch at UT-Martin (1/31/98)	13	11	Kevin Kanaskie vs. Trevecca (11/14/08)	22	11
*Aylton Tesch vs. Eastern Illinois (2/5/98)	34	14	Desmond Yates vs. Troy (12/11/08)	27	13
Mantia Callender vs. SE Missouri State (2/7/98)	11	14	Montarrio Haddock vs. Arkansas State (1/22/09)	17	12
Aylton Tesch vs. Eastern Kentucky (2/19/98)	12	11	Demetrius Green vs. ULM (1/31/09)	15	11
Mantia Callender vs. Morehead State (2/21/98)	10	13	Montarrio Haddock at Troy (2/12/09)	19	12
Aylton Tesch vs. Eastern Kentucky (2/24/98)	10	11	Eric Allen at Florida Atlantic (2/21/09)	17	11
*Lee Nosse vs. Austin Peay (2/13/99)	25	11	Montarrio Haddock vs. SIU Edwardsville (12/13/09)	18	11
*Lee Nosse at Morehead State (2/18/99)	16	10	Montarrio Haddock vs. FIU (1/14/10)	23	10
Richard Duncan at Eastern Kentucky (2/20/99)	13	12 s	Kyle Hunt vs. Tennessee Temple (11/12/10)	17	12
Bryant Mitchell vs. St. Francis (11/17/00)	12	11	JT Sulton at SIUE (12/4/10)	13	11
Iiro Tenngren vs. Rice (12/4/01)	15	11	Shawn Jones vs. Furman (12/12/10)	13	10
Lee Nosse vs. Tennessee State (12/8/01)	17	12	Trevor Ottley at FIU (1/29/11)	10	12
Lee Nosse at New Orleans (12/30/01)	12	10	Trevor Ottley at Troy (2/17/11)	16	12
Lee Nosse vs. New Mexico State (1/10/02)	19	15	JT Sulton vs. UALR (3/7/11)	21	11
Lee Nosse at IP-Ft. Wayne (1/31/02)	22	11	JT Sulton at Loyola Marymount (11/13/11)	11	13
Lee Nosse vs. UT-Pan American (2/4/02)	25	12	LaRon Dendy at UCLA (11/15/11)	16	13
Napoleon Rhodes at UNC Greensboro (11/30/02)	16	20	Marcos Knight vs. Belmont (11/20/11)	17	11
John Humphrey vs. Tennessee Tech (12/4/02)	14	12	#LaRon Dendy vs. Akron (12/4/11)	19	11
William Pippin vs. IUPUI (12/7/02)	18	10	#JT Sulton vs. Akron (12/4/11)	16	11



- DOUBLE-DOUBLES -

LaRon Dendy vs. FIU (12/29/11)	11	10	*JaCorey Williams vs. Charlotte (02/11/17)	21	10
*LaRon Dendy vs. South Alabama (12/31/11)	21	11	#Reggie Upshaw at WKU (02/16/17)	19	11
LaRon Dendy vs. WKU (2/9/12)	26	14	*#JaCorey Williams at WKU (02/16/17)	20	10
LaRon Dendy vs. Florida Atlantic (2/18/12)	20	10	Reggie Upshaw vs. Florida Atlantic (03/04/17)	11	10
LaRon Dendy vs. Marshall (3/13/12)	18	13	Tyrik Dixon vs. FGCU (11/21/17)	12	10
Bruce Massey at Tennessee (3/19/12)	20	10	Nick King at FGCU (12/2/17)	32	11
Shawn Jones vs. UCF (11/20/12)	18	13	Nick King vs. USC (12/23/17)	28	11
Shawn Jones vs. Texas Southern (11/24/12)	21	12	\$Nick King at FIU (1/4/18)	17	10
Shawn Jones vs. FIU (12/29/12)	15	13	\$Nick King at Florida Atlantic (1/6/18)	16	11
Marcos Knight vs. Arkansas State (2/7/13)	15	11	\$Nick King vs. LA Tech (1/11/18)	22	10
Marcos Knight vs. FIU (3/10/13)	13	11	Brandon Walters vs. UTEP (1/27/18)	17	12
Reggie Upshaw vs. North Florida (11/13/13)	12	10	*Nick King at Old Dominion (2/1/18)	17	11
*Shawn Jones vs. Akron (11/16/13)	24	12	*Nick King at Charlotte (2/3/18)	24	12
*Shawn Jones vs. UALR (11/18/13)	19	12	\$Nick King vs. North Texas (2/10/18)	32	11
Jacquez Rozier at Murray State (11/26/13)	12	10	\$Nick King at Southern Miss (2/15/18)	20	11
Shawn Jones vs. Belmont (12/03/13)	21	11	#Nick King at LA Tech (2/17/18)	25	10
Shawn Jones at Ole Miss (12/14/13)	18	15	#Brandon Walters at LA Tech (2/17/18)	11	11
Shawn Jones vs. Maine (N) (12/29/13)	16	20	Brandon Walters vs. WKU (3/1/18)	17	11
Shawn Jones at Tennessee State (01/07/14)	14	11	Nick King vs. Vermont (3/13/18)	16	12
*Shawn Jones vs. East Carolina (01/30/14)	22	11			
*Shawn Jones vs. Old Dominion (02/01/14)	20	10	# Same game		
Shawn Jones vs. Tulane (02/13/14)	17	10	* Back to back games		
Shawn Jones at UAB (03/06/14)	16	18	\$ Three games in a row		
Neiko Hunter vs. Tulsa (03/14/14)	19	10	& Four games in a row		
Jacquez Rozier vs. Murray St. (11/18/14)	15	11	@ Five games in a row		
Reggie Upshaw vs. Northern Arizona (11/25/14)	12	11	! Six Games in a row		
Reggie Upshaw at UTEP (01/31/15)	15	11	^ Seven games in a row		
Reggie Upshaw at Rice (02/12/15)	13	13			
Reggie Upshaw at FAU (03/07/15)	20	11			
Reggie Upshaw vs. VCU (12/02/15)	15	12			
Giddy Potts vs. South Alabama (12/05/15)	17	14			
Reggie Upshaw vs. Auburn (12/12/15)	21	13			
Reggie Upshaw at Georgia State (12/22/15)	18	10			
Reggie Upshaw vs. Trevecca (12/30/15)	32	12			
Reggie Upshaw vs. UTEP (01/07/16)	12	12			
#Perrin Buford vs. North Texas (01/21/16)	16	11			
#Reggie Upshaw vs. North Texas (01/21/16)	15	10			
Reggie Upshaw at WKU (01/30/16)	11	10			
Reggie Upshaw at LA Tech (02/11/16)	13	12			
Giddy Potts vs. WKU (02/25/16)	19	12			
Perrin Buford at Florida Atlantic (03/03/16)	18	11			
Reggie Upshaw at FIU (03/05/16)	22	13			
Reggie Upshaw vs. Milligan (11/11/16)	21	13			
JaCorey Williams vs. Evansville (11/27/16)	25	10			
Reggie Upshaw at Ole Miss (11/30/16)	15	10			
\$JaCorey Williams vs. Vanderbilt (12/08/16)	13	10			
\$JaCorey Williams at Belmont (12/14/16)	18	11			
\$JaCorey Williams at VCU (12/17/16)	17	14			
*JaCorey Williams at North Texas (01/07/17)	16	10			
*JaCorey Williams vs. Marshall (01/12/17)	16	11			
Reggie Upshaw vs. WKU (01/14/17)	19	10			
\$JaCorey Williams vs. LA Tech (01/28/17)	19	11			
\$JaCorey Williams at UTSA (02/02/17)	17	11			
\$JaCorey Williams at UTEP (02/04/17)	24	10			





- OVERTIME GAMES -

SINGLE OT

Opponent/Date

vs. Austin Peay (1955-56)
 vs. Lipscomb (1955-56)
 at Tennessee Tech (1/12/57)
 at Lipscomb (2/2/57)
 at Austin Peay (12/13/57)
 at Tennessee Tech (2/15/58)
 vs. Austin Peay (12/15/60)
 vs. Centenary (12/30/60)
 vs. Lipscomb (1/12/61)
 vs. Stetson (12/1/61)
 vs. East Tennessee (1/6/62)
 vs. Tennessee Tech (2/19/62)
 at Florence State (12/3/62)
 vs. Eastern Kentucky (2/20/63)
 vs. Tennessee Tech (1/27/64)
 vs. UT Martin (12/3/64)
 at Murray State (2/24/65)
 vs. Chattanooga (12/12/66)
 vs. Murray State (1/18/67)
 at Oglethorpe (12/30/67)
 vs. Morehead State (1/11/68)
 vs. Austin Peay (1/26/74)
 vs. Chattanooga (12/18/76)
 at Mercer (1/3/77)
 vs. Tennessee Tech (2/5/77)
 vs. Eastern Kentucky (2/4/78)
 vs. Morehead State
 at Western Kentucky (1/19/79)
 vs. Mercer (2/8/79)
 vs. Tennessee Tech (2/10/79)
 vs. Austin Peay (2/19/79)
 vs. South Alabama (12/3/81)
 vs. Samford (12/21/81)
 vs. Detroit (12/30/81)
 at Tennessee State (1/16/82)
 vs. Murray State (3/5/82)
 vs. Akron (1/21/84)
 vs. Georgia College (11/23/84)
 at Tennessee State (2/13/85)
 at Eastern Kentucky (2/18/85)
 at Tennessee Tech (1/6/86)
 at UAB (12/30/86)
 vs. Youngstown State (2/9/87)
 vs. Tennessee Tech (1/13/88)
 vs. Colorado (12/30/88)
 vs. Austin Peay (2/13/89)
 vs. Cleveland State (12/18/89)
 vs. Georgia Southern (12/20/90)
 at Tennessee Tech (1/20/92)
 vs. Southern (1/2/93)
 vs. Southeast Missouri (2/27/93)
 vs. Murray State (3/1/93)
 at Texas Christian (12/7/93)
 at Tennessee-Martin (2/3/94)
 vs. Vanderbilt (2/1/95)
 vs. Tennessee State (2/18/95)
 at Southern (2/22/95)

Result

L, 81-85
 L, 75-76
 W, 85-80
 W, 75-73
 W, 78-74
 L, 69-73
 W, 83-79
 L, 67-76
 L, 66-68
 W, 77-76
 W, 58-55
 L, 63-64
 W, 86-77
 W, 78-71
 L, 57-61
 W, 94-89
 L, 89-91
 L, 105-107
 L, 93-96
 W, 77-75
 W, 93-88
 W, 90-87
 L, 73-75
 W, 59-55
 W, 98-91
 W, 74-73
 W, 99-97
 L, 70-72
 L, 61-64
 L, 72-76
 W, 58-56
 W, 71-69
 W, 67-63
 W, 64-62
 W, 70-68
 W, 56-54
 W, 52-50
 W, 65-63
 W, 70-65
 L, 67-69
 W, 79-77
 L, 91-93
 W, 88-79
 W, 69-67
 W, 107-105
 W, 111-105
 L, 65-67
 W, 80-76
 L, 90-99
 W, 70-69
 L, 63-67
 W, 79-74
 L, 56-65
 L, 64-70
 W, 93-90
 W, 77-76
 W, 65-63

at Eastern Kentucky (2/27/95)
 vs. Tennessee Tech (2/15/96)
 vs. Murray State (1/3/98)
 at Austin Peay (2/12/98)
 at Tennessee Tech (1/12/99)
 vs. Tennessee-Martin (1/28/99)
 at Rice (12/4/00)
 vs. New Orleans (3/2/01)
 at Austin Peay (12/21/02)
 at UALR (1/11/03)
 vs. Arkansas State (1/15/04)
 at New Orleans (2/24/04)
 vs. Delaware (12/22/04)
 at Western Kentucky (2/24/05)
 at Indiana State (1/12/05)
 vs. South Dakota State (2/13/06)
 vs. Toledo (11/18/06)
 at Austin Peay (12/20/06)
 vs. South Alabama (3/4/07)
 vs. Belmont (12/12/07)
 vs. New Orleans (1/19/08)
 at Arkansas State (2/4/08)
 at North Texas (12/31/08)
 at SIUE (12/4/10)
 at Louisiana (1/8/11)
 at Troy (2/17/11)
 at Akron (12/2/12)
 at Arkansas State (1/3/13)
 vs. Maine (12/29/13)
 vs. UAB (1/11/14)
 at South Alabama (12/6/14)
 vs. Old Dominion (1/22/15)
 vs. Auburn (12/12/15)
 vs. Toledo (11/26/16)
 at FIU (1/4/18)
 vs. Southern Miss (3/8/18)

W, 82-78
 L, 71-77
 W, 76-71
 L, 69-73
 L, 69-75
 W, 80-78
 W, 77-73
 L, 61-66
 L, 71-79
 L, 62-71
 W, 92-86
 W, 78-75
 W, 73-69
 L, 83-85
 L, 79-85
 W, 89-82
 L, 69-75
 L, 63-64
 W, 63-60
 W, 86-80
 L, 75-82
 W, 89-86
 W, 89-80
 W, 73-64
 W, 93-91
 L, 65-69
 L, 82-77
 L, 66-60
 L, 89-85
 W, 89-84
 W, 68-67
 W, 68-58
 W, 88-81
 W, 73-70
 W, 71-66
 L, 68-71

DOUBLE OT

Opponent/Date

vs. Eastern Kentucky (1/13/69)
 at Tennessee Tech (3/3/88)
 vs. Arkansas State (12/22/88)
 at Belmont (12/7/10)
 vs. Belmont (11/20/11)
 at Rice (2/12/15)

Result

L, 89-90
 W, 92-89
 W, 93-92
 L, 87-88
 L, 84-87
 L, 68-71

TRIPLE OT

Opponent/Date

at Western Kentucky (2/21/80)
 vs. New Mexico State (1/10/02)
 at UAB (2/28/15)

Result

L, 79-81
 L, 88-94
 L, 95-100

QUADRUPLE OT

Opponent/Date

Tennessee Tech (2/12/00)

Result

W, 108-104



- 100-POINT GAMES -

MIDDLE TENNESSEE

Opponent/Date	Result
vs. Milligan (1950-51)	106-93
vs. Sewanee (1953-54)	100-78
vs. Belmont (1954-55)	109-99
vs. Bethel (1954-55)	106-87
vs. Eastern Kentucky (2/08/57)	104-109
vs. David Lipscomb (12/1/59)	109-73
at East Tennessee (2/22/60)	106-123
at East Tennessee (1/7/61)	100-90
vs. Tennessee Tech (1/16/65)	100-109
vs. Austin Peay (1/23/65)	125-95
vs. Chattanooga (2/06/66)	100-101
vs. East Tennessee (2/19/66)	102-96
vs. UT Martin (12/1/66)	108-94
vs. Florence State (12/3/66)	111-79
vs. Chattanooga (12/12/66)	105-107
vs. UT Martin (2/1/67)	100-83
vs. Oral Roberts (12/2/68)	115-98
vs. Bethel (12/5/68)	101-83
at UT Martin (12/7/68)	103-89
vs. Athens College (1/2/69)	111-86
vs. MacMurray (1/10/72)	113-75
vs. St. Bernard (12/1/73)	108-73
vs. VCU (12/11/73)	102-80
vs. Cal State-Sonoma (12/13/73)	105-76
vs. Texas Wesleyan (1/5/74)	109-62
vs. Buffalo State (1/9/74)	104-69
vs. WKU (2/2/73)	100-89
vs. Presbyterian (12/19/74)	115-64
vs. Austin Peay (1/27/75)	101-70
at WKU (2/1/75)	102-95
vs. Tennessee Tech (2/8/75)	102-83
vs. Westmar (12/20/80)	104-66
vs. Miles College (12/8/84)	103-69
vs. Belmont (12/7/85)	100-71
vs. Freed-Hardeman (1/2/86)	118-52
at Morehead State (1/18/85)	107-73
vs. Cumberland (12/11/86)	106-76
vs. Lincoln Memorial (12/17/86)	116-92
at Tennessee Tech (1/5/86)	114-79
vs. Tennessee Tech (2/2/87)	116-65
vs. Kennesaw State (1/2/88)	103-71
at Morehead State (1/30/88)	100-85
vs. Morehead State (2/15/87)	109-95
vs. Tennessee Wesleyan (12/8/88)	143-68
vs. Alabama State (12/10/88)	111-83
vs. Colorado (12/30/88)	107-105
vs. Morehead State (1/23/89)	108-68
at Tennessee State (2/4/89)	104-71
vs. Austin Peay (2/13/89)	111-105
vs. Tusculum (11/30/89)	104-56
at Austin Peay (2/17/90)	100-78
at Alabama State (2/22/90)	110-90
vs. Tennessee State (2/24/90)	111-97
at Grambling State (2/6/91)	114-85
at Tennessee State (2/9/91)	112-90
vs. Oral Roberts (1/2/91)	100-78
vs. Sue Bennett (12/29/96)	127-70

at Tennessee State (2/19/00)	100-85
vs. North Texas (1/6/01)	105-71
vs. Bryan College (11/17/01)	115-59
vs. Houston Baptist (2/13/10)	109-79
vs. Fisk (12/9/13)	115-65
vs. Tennessee Temple (12/17/13)	102-52
vs. Milligan (11/11/16)	102-64
vs. Trevecca (11/10/17)	104-52

OPPONENT

Opponent/Date	Result
vs. Murray State (1949-50)	59-100
vs. Eastern Kentucky (1952-53)	63-101
vs. Murray State (1953-54)	83-105
vs. Murray State (1954-55)	80-104
vs. Eastern Kentucky (1954-55)	84-108
vs. Morehead State (1954-55)	68-123
vs. SE Oklahoma (1954-55)	67-120
vs. Western Kentucky (1955-56)	85-100
vs. Eastern Kentucky (2/18/57)	104-109
at Morehead State (1/5/59)	78-101
at Western Kentucky (2/28/59)	85-110
at Eastern Kentucky (1/30/60)	77-100
vs. Western Kentucky (2/6/60)	89-109
at East Tennessee (2/22/60)	106-123
at Western Kentucky (2/27/60)	80-109
at Eastern Kentucky (2/21/62)	69-113
at Morehead State (12/8/62)	59-103
at Eastern Kentucky (2/2/63)	81-116
vs. Murray State (2/6/63)	73-109
at Loyola Chicago (12/14/64)	85-117
vs. Western Kentucky (12/21/64)	65-100
vs. Tennessee Tech (1/16/65)	100-109
at Western Kentucky (1/30/65)	84-134
at Chattanooga (2/20/65)	77-101
at East Tennessee (2/24/65)	74-106
vs. Chattanooga (2/7/66)	100-101
at Murray State (2/9/66)	81-107
vs. Tennessee Tech (2/21/66)	77-108
vs. Chattanooga (12/12/66)	105-107
at Chattanooga (2/6/67)	87-106
at East Tennessee (2/12/67)	74-100
at Morehead State (2/10/68)	74-106
vs. Pennsylvania (11/29/74)	74-101
at Chattanooga (1/31/77)	90-101
at Alabama (11/29/82)	58-103
vs. Colorado (12/30/88)	105-107
vs. Austin Peay (2/13/89)	105-111
at Morehead State (2/18/89)	99-101
vs. Virginia (3/18/89)	88-104
at Alabama State (1/3/90)	97-107
vs. Tennessee Tech (1/8/90)	75-100
vs. Murray State (2/12/94)	86-116
vs. TCU (12/21/94)	78-100
at Kansas (12/13/97)	68-103
at Tennessee (11/20/07)	40-109
at UAB (2/28/15)	95-100





- YEARLY LEADERS -

SCORING

Year	Player	Pts	Avg
1952	Harry Gupton	308	9.6
1953	Ken Trickey	363	13.0
1954	Render Carden	374	14.4
1955	Render Carden	375	14.4
1956	Douglas Shrader	375	17.9
1957	John Price	381	15.2
1958	Bob Williamson	364	17.3
1959	Bob Burden	417	16.0
1960	Bob Burden	434	19.7
1961	Bob Burden	391	17.0
1962	Paul Holland	254	14.1
1963	Larry Stewart	425	17.7
1964	Larry Stewart	391	18.6
1965	Billy Martin	351	14.6
1966	Bobby Gardner	433	18.0
1967	Bobby Gardner	376	15.0
1968	Willie Brown	556	23.2
1969	Willie Brown	605	23.3
1970	Jim Drew	324	13.0
1971	Herman Sykes	443	17.0
1972	Herman Sykes	498	19.2
1973	Jimmy Powell	442	17.7
1974	Fred Allen	430	16.5
1975	George Sorrell	477	17.0
1976	Tim Sisneros	618	22.1
1977	Bob Martin	519	17.9
1978	Sleepy Taylor	469	18.0
1979	Greg Joyner	544	20.9
1980	Jerry Beck	405	15.6
1981	Jerry Beck	467	17.3
1982	Jerry Beck	525	17.5
1983	Doug Lipscomb	346	12.8
1984	Russell Smith	325	12.0
1985	Kim Cooksey	537	17.3
1986	Kim Cooksey	623	18.9
1987	Dwayne Rainey	427	14.7
	Andrew Tunstill	427	14.7
1988	Chris Rainey	565	16.6
1989	Randy Henry	604	19.5
1990	Kevin Wallace	362	13.9
1991	Robert Taylor	445	15.3
1992	Robert Taylor	445	16.5
1993	Robert Taylor	399	22.2
1994	Milton Dean	597	22.1
1995	Tim Gaither	369	14.2
1996	Nod Carter	407	15.1
1997	Nod Carter	520	16.8
1998	Aylton Tesch	366	13.6
1999	Cedrick Wallace	384	12.8
2000	Fernando Ortiz	429	15.3
2001	Iiro Tenngren	258	9.6
2002	Lee Nosse	366	12.6
2003	Tommy Gunn	477	15.9
2004	Mike Dean	372	16.2
2005	Mike Dean	403	14.4
2006	Adam Vogelsberg	348	12.4
2007	Kevin Kanaskie	390	12.2
2008	Desmond Yates	511	16.0
2009	Desmond Yates	550	17.2

2010	Desmond Yates	365	14.0
2011	James Washington	404	14.0
2012	LaRon Dendy	497	14.6
2013	Marcos Knight	429	12.6
2014	Shawn Jones	467	14.2
2015	Reggie Upshaw	358	9.9
2016	Giddy Potts	418	14.9
2017	JaCorey Williams	621	17.3
2018	Nick King	694	21.0

REBOUNDING

Year	Player	Reb	Avg
1952	Ray Cox	327	10.2
1953	Ken Trickey	108	3.9
1954	Render Carden	176	6.8
1955	Render Carden	309	11.9
1956	Render Carden	243	11.6
1957	Jerry Hurst	316	12.6
1958	Bob Williamson	261	12.4
1959	Bob Burden	228	8.8
1960	Bob Burden	225	10.2
1961	Bob Burden	220	9.6
1962	Bennett Jent	207	11.5
1963	Bennett Jent	330	13.8
1964	Ray Kempf	197	9.4
1965	Jim Spencer	201	8.4
1966	Ed Cannon	316	13.2
1967	Ed Cannon	264	10.6
1968	Ken Riley	338	14.1
1969	Booker Brown	429	16.5
1970	Ken Riley	289	11.1
1971	Ken Riley	297	11.4
1972	Chester Brown	250	9.6
1973	Jimmy Powell	171	6.8
1974	George Sorrell	278	10.7
1975	George Sorrell	373	13.3
1976	Tim Sisneros	276	9.9
1977	Bob Martin	245	8.4
1978	Bob Martin	202	7.8
1979	Greg Joyner	222	8.5
1980	Jerry Beck	234	9.0
1981	Jerry Beck	265	9.8
1982	Jerry Beck	280	9.3
1983	Doug Lipscomb	228	8.4
1984	Doug Lipscomb	211	7.8
1985	Kerry Hammonds	247	8.0
1986	Kerry Hammonds	244	7.6
1987	Dwayne Rainey	258	8.9
1988	Dwayne Rainey	312	9.2
1989	Kerry Hammonds	319	10.3
1990	Quincy Vance	229	8.5
1991	Warren Kidd	370	12.3
1992	Warren Kidd	292	10.8
1993	Warren Kidd	386	14.8
1994	Bobby Clark	149	5.5
1995	Roni Bailey	165	6.1
1996	Aylton Tesch	232	8.6
1997	Roni Bailey	189	6.1
1998	Aylton Tesch	235	8.7
1999	Lee Nosse	150	5.4
2000	Cedrick Wallace	130	4.6



- YEARLY LEADERS -

2001	Bryant Mitchell	133	4.9	1992	Warren Kidd	.664	156-235
2002	Lee Nosse	218	7.5	1993	Warren Kidd	.630	167-265
2003	William Pippen	179	6.0	1994	Milton Dean	.397	212-534
2004	Michael Cuffee	150	5.8	1995	Tim Gaither	.369	120-325
2005	Steve Thomas	180	7.5	1996	Nod Carter	.434	125-288
2006	Marcus Morrison	153	5.7	1997	Roni Bailey	.494	177-358
2007	Tim Blue	166	5.2	1998	Freddie Martinez	.422	117-277
2008	Theryn Hudson	158	5.4	1999	Cedrick Wallace	.431	134-311
2009	Montarrio Haddock	161	5.2	2000	Fernando Ortiz	.444	143-322
2010	Monatriro Haddock	183	5.7	2001	Iiro Tenngren	.438	99-226
2011	Trevor Ottley	166	5.2	2002	Lee Nosse	.531	135-254
2012	LaRon Dendy	243	7.1	2003	William Pippen	.557	196-352
2013	Marcos Knight	196	5.8	2004	Tommy Gunn	.476	151-317
2014	Shawn Jones	279	8.5	2005	Michael Cuffee	.498	158-317
2015	Reggie Upshaw	251	7.0	2006	Francis Cuyler	.385	109-283
2016	Reggie Upshaw	298	8.5	2007	Desmond Yates	.536	141-263
2017	JaCorey Williams	264	7.3	2008	Desmond Yates	.575	200-348
2018	Nick King	278	8.4	2009	Desmond Yates	.579	228-394
				2010	Montarrio Haddock	.489	153-313
				2011	Jason Jones	.476	146-307
				2012	LaRon Dendy	.530	175-330
				2013	Marcos Knight	.447	155-347
				2014	Shawn Jones	.577	183-317
				2015	Reggie Upshaw	.440	131-298
				2016	Reggie Upshaw	.497	185-372
				2017	JaCorey Williams	.533	258-484
				2018	Nick King	.495	259-523

FIELD GOALS MADE

Year	Player	Pct	FG-Att
1952	Harry Gupton	.368	124-337
1953	Ken Trickey	.293	130-444
1954	Render Carden	.425	139-327
1955	Render Carden	.427	140-328
1956	Douglas Shrader	.396	139-351
1957	Jerry Hurst	.371	119-321
1958	Frank Davis	.418	131-313
1959	Bob Burden	.411	153-372
1960	Bob Burden	.383	143-373
1961	Bob Burden	.375	128-341
1962	Paul Holland	.359	94-262
1963	Larry Stewart	.445	165-371
1964	Larry Stewart	.418	160-383
1965	Billy Martin	.410	130-317
1966	Bobby Gardner	.436	175-401
1967	Bobby Gardner	.385	144-374
1968	Willie Brown	.422	229-543
1969	Willie Brown	.396	239-603
1970	Ken Riley	.490	128-261
1971	Herman Sykes	.391	166-427
1972	Herman Sykes	.475	183-385
1973	Steve Peeler	.512	148-289
1974	Jimmy Powell	.493	177-359
1975	George Sorrell	.543	197-363
1976	Tim Sisneros	.570	257-451
1977	Bob Martin	.574	201-350
1978	Greg Joyner	.560	183-327
1979	Greg Joyner	.525	223-425
1980	Leroy Coleman	.478	165-345
1981	Rick Campbell	.506	179-354
1982	Rick Campbell	.506	221-437
1983	LaRae Davis	.403	129-320
1984	LaRae Davis	.462	127-275
1985	Kim Cooksey	.469	228-486
1986	Kim Cooksey	.472	278-589
1987	Dwayne Rainey	.520	169-325
1988	Randy Henry	.524	197-376
1989	Randy Henry	.548	267-487
1990	Kevin Wallace	.422	133-315
1991	Warren Kidd	.700	173-247

FIELD GOAL PERCENTAGE

Year	Player	Pct	FG-Att
1952	Harry Gupton	.368	124-337
1953	Ken Trickey	.293	130-444
1954	Render Carden	.425	139-327
1955	Render Carden	.427	140-328
1956	Douglas Shrader	.396	139-351
1957	Bob Williamson	.489	86-176
1958	Bob Williamson	.419	124-296
1959	Don Smith	.457	84-184
1960	Paul Holland	.412	91-221
1961	Bennett Jent	.463	114-246
1962	Ed Newton	.373	76-204
1963	Larry Stewart	.445	165-371
1964	Jim Spencer	.516	97-188
1965	Mike Milholland	.471	120-255
1966	Bobby Gardner	.436	175-401
1967	Jay Cole	.421	141-335
1968	Ken Riley	.468	131-280
1969	Art Polk	.402	145-361
1970	Ken Riley	.490	128-261
1971	Ken Riley	.494	165-334
1972	Herman Sykes	.475	183-385
1973	Jimmy Powell	.489	206-421
1974	George Sorrell	.557	151-271
1975	George Sorrell	.543	197-363
1976	Tim Sisneros	.570	257-451
1977	Bob Martin	.574	201-350
1978	Bob Martin	.573	130-227
1979	Chris Harris	.540	121-224
1980	Jerry Beck	.555	157-283
1981	Jerry Beck	.602	174-289
1982	Jerry Beck	.621	180-290





- YEARLY LEADERS -

1983	Doug Lipscomb	.597	123-206
1984	Russell Smith	.559	118-211
1985	Lonnie Thompson	.477	175-367
1986	Lee Campbell	.634	130-205
1987	Randy Henry	.566	164-290
1988	Leslie Gregory	.565	169-299
1989	Randy Henry	.548	267-487
1990	Quincy Vance	.552	106-192
1991	Warren Kidd	.700	173-247
1992	Warren Kidd	.664	156-235
1993	Warren Kidd	.630	167-265
1994	Bobby Clark	.504	170-139
1995	David Washington	.512	103-201
1996	Aylton Tesch	.583	123-211
1997	Nod Carter	.501	173-345
1998	Malachi Allen	.572	79-138
1999	Dale Thomas	.576	99-172
2000	Cedrick Wallace	.498	133-267
2001	Bryant Mitchell	.537	95-177
2002	Lee Nosse	.531	135-254
2003	William Pippen	.557	196-352
2004	Tommy Gunn	.476	151-317
2005	Michael Cuffee	.498	158-317
2006	Kyle Young	.651	108-166
2007	Theryn Hudson	.596	81-136
2008	Theryn Hudson	.647	108-167
2009	Desmond Yates	.579	228-394
2010	Desmond Yates	.507	145-286
2011	Jason Jones	.476	146-307
2012	Shawn Jones	.551	98-178
2013	Neiko Hunter	.516	99-192
2014	Shawn Jones	.577	183-317
2015	Jacquez Rozier	.503	90-179
2016	Perrin Buford	.506	164-324
2017	JaCorey Williams	.533	258-484
2018	Brandon Walters	.651	142-218

(min. 2.5 FGM per game)

3-POINT FIELD GOALS MADE

Year	Player	Pct	Avg
1987	Chris Rainey	.500	32-64
1988	Chris Rainey	.464	83-179
1989	Chris Rainey	.468	65-139
1990	Kevin Wallace	.400	34-85
1991	Robert Taylor	.368	77-209
1992	Robert Taylor	.319	51-160
1993	Robert Taylor	.404	61-151
1994	Milton Dean	.314	54-172
1995	Tim Gaither	.324	33-102
1996	Nod Carter	.390	53-136
1997	Torrey Moore	.436	65-149
1998	Freddie Martinez	.407	66-162
1999	Ali McGhee	.399	55-138
2000	Fernando Ortiz	.316	50-158
	Jonathan Whitworth	.505	50-99
2001	Freddie Martinez	.345	50-145
2002	Tommy Gunn	.383	44-115
2003	Tommy Gunn	.428	59-138
2004	Mike Dean	.437	62-142
2005	Mike Dean	.333	53-159
2006	Adam Vogelsberg	.417	68-163

2007	Kevin Kanaskie	.360	67-186
2008	Kevin Kanaskie	.374	61-163
2009	Kevin Kanaskie	.325	62-191
2010	James Washington	.380	65-171
2011	James Washington	.396	72-182
2012	Raymond Cintron	.432	67-155
2013	Raymond Cintron	.438	71-162
2014	Kerry Hammonds II	.387	67-173
2015	Giddy Potts	.377	46-122
2016	Giddy Potts	.506	79-156
2017	Giddy Potts	.384	76-198
2018	Giddy Potts	.405	85-210

3-POINT FIELD GOAL PERCENTAGE

Year	Player	Pct	Avg
1987	Chris Rainey	.500	32-64
1988	Chris Rainey	.464	83-179
1989	Chris Rainey	.468	65-139
1990	Kevin Wallace	.400	34-85
1991	Robert Taylor	.368	77-209
1992	Kelvin Hammonds	.458	38-83
1993	Ramond Davis	.430	37-86
1994	Milton Dean	.314	54-172
1995	Tim Gaither	.324	33-102
1996	Nod Carter	.390	53-136
1997	Nod Carter	.438	53-121
1998	K. J. Harden	.411	39-95
1999	Ali McGhee	.399	55-138
2000	Jonathan Whitworth	.505	50-99
2001	Jani Hiltunen	.382	26-68
2002	Tommy Gunn	.383	44-115
2003	Tommy Gunn	.428	59-138
2004	Mike Dean	.437	62-142
2005	Marcus Morrison	.412	40-97
2006	Adam Vogelsberg	.417	68-163
2007	Kevin Kanaskie	.360	67-186
2008	Kevin Kanaskie	.374	61-163
2009	Kevin Kanaskie	.325	62-191
2010	Desmond Yates	.437	31-71
2011	James Washington	.396	72-182
2012	Raymond Cintron	.432	67-155
2013	Raymond Cintron	.438	71-162
2014	JaQawn Raymond	.405	45-111
2015	Giddy Potts	.377	46-122
2016	Giddy Potts	.506	79-156
2017	Xavier Habersham	.453	39-86
2018	Giddy Potts	.405	85-210

(min. 1 3FGM per game)

FREE THROWS MADE

Year	Player	Pct	FT-Att
1952	Ray Cox	.555	71-128
1953	John Price	.651	95-146
1954	Render Carden	.756	96-127
1955	Render Carden	.775	148-191
1956	Douglas Shrader	.674	97-144
1957	John Price	.683	157-230
1958	Bob Williamson	.712	116-163
1959	Don Smith	.697	131-188
1960	Bob Burden	.729	148-203
1961	Bob Burden	.685	135-197



- YEARLY LEADERS -

1962	Paul Holland	.776	66-85
1963	Bennett Jent	.655	95-145
	Larry Stewart	.754	95-126
1964	Ray Kempf	.697	83-119
1965	Billy Martin	.717	91-127
1966	Jay Cole	.764	94-123
1967	Bobby Gardner	.727	88-121
1968	Willie Brown	.726	98-135
1969	Willie Brown	.709	127-179
1970	Jim Drew	.677	90-133
1971	Herman Sykes	.816	111-136
1972	Herman Sykes	.759	132-174
1973	Steve Peeler	.717	38-53
1974	George Sorrell	.724	84-116
1975	Sleepy Taylor	.811	99-122
1976	Tim Sisneros	.698	104-149
1977	Bob Martin	.692	117-169
1978	Sleepy Taylor	.806	133-165
1979	Greg Joyner	.797	98-123
1980	Jerry Beck	.791	91-115
1981	Jerry Beck	.778	119-153
1982	Jerry Beck	.733	165-225
1983	Doug Lipscomb	.667	100-150
1984	Russell Smith	.669	89-133
1985	Kerry Hammonds	.672	90-134
1986	Kerry Hammonds	.704	95-135
1987	Dwayne Rainey	.659	89-135
1988	Dwayne Rainey	.710	110-155
1989	Chris Rainey	.816	111-136
1990	Robert Taylor	.792	84-106
1991	Robert Taylor	.768	86-112
1992	Robert Taylor	.829	126-152
1993	Robert Taylor	.822	74-90
1994	Milton Dean	.739	119-161
1995	Tim Gaither	.828	96-116
1996	Aylton Tesch	.633	112-177
1997	Nod Carter	.801	121-151
1998	Aylton Tesch	.687	138-201
1999	Cedrick Wallace	.712	84-118
2000	Fernando Ortiz	.788	93-118
2001	Tommy Gunn	.797	55-69
2002	Lee Nosse	.855	71-83
2003	Tommy Gunn	.822	88-107
2004	Tommy Gunn	.815	106-130
2005	Mike Dean	.779	116-149
2006	Adam Vogelsberg	.908	108-119
2007	Kevin Kanaskie	.772	95-123
2008	Kevin Kanaskie	.795	116-146
2009	Kevin Kanaskie	.855	100-117
2010	James Washington	.775	110-142
2011	James Washington	.864	133-154
2012	LaRon Dendy	.574	135-235
2013	Marcos Knight	.692	101-146
2014	Shawn Jones	.687	101-147
2015	Reggie Upshaw	.648	81-125
2016	Reggie Upshaw	.494	83-168
2017	JaCorey Williams	.696	103-148
2018	Nick King	.732	134-183

FREE THROW PERCENTAGE

Year	Player	Pct	FT-Att
1952	Harry Gupton	.667	60-90
1953	John Price	.651	95-146
1954	Render Carden	.756	96-127
1955	Render Carden	.775	148-191
1956	Tommy Griffith	.802	69-86
1957	Ted York	.730	81-111
1958	Dickie Baugh	.804	78-97
1959	Ray Hammers	.778	49-63
1960	Don Smith	.847	144-170
1961	Phil Jones	.871	27-31
1962	Paul Holland	.776	66-85
1963	Larry Stewart	.754	95-126
1964	Larry Stewart	.807	71-88
1965	Jack Sutter	.769	70-91
1966	Jack Sutter	.839	73-87
1967	Jay Cole	.758	69-91
1968	Terry Scott	.746	47-63
1969	Steve McElhaney	.763	58-76
1970	Stan Sumrell	.882	60-68
1971	Herman Sykes	.816	111-136
1972	Herman Sykes	.759	132-174
1973	Steve Peeler	.717	38-53
1974	Fred Allen	.739	82-111
1975	Sleepy Taylor	.811	99-122
1976	Fred Allen	.824	89-108
1977	Lewis Mack	.783	101-129
1978	Sleepy Taylor	.806	133-165
1979	Greg Joyner	.797	98-123
1980	Edward Perry	.795	70-88
1981	Jerry Beck	.778	119-153
1982	Maury Mapes	.777	28-36
1983	Edward Perry	.733	44-60
1984	Maury Mapes	.894	42-47
1985	Russell Smith	.740	57-77
1986	Duane Washington	.763	45-59
1987	Duane Washington	.824	75-91
1988	Phil Snell	.868	33-38
1989	Chris Rainey	.816	111-136
1990	Mike Buck	.810	34-42
1991	Greg Christian	.853	29-34
1992	Robert Taylor	.829	126-152
1993	Robert Taylor	.822	74-90
1994	Tim Gaither	.805	91-113
1995	Tim Gaither	.828	96-116
1996	Nod Carter	.881	104-118
1997	Nod Carter	.801	121-151
1998	Kent Ayer	.811	43-53
1999	Gerald King	.826	57-69
2000	Lee Nosse	.892	83-93
2001	Tommy Gunn	.797	55-69
2002	Lee Nosse	.855	71-83
2003	Tommy Gunn	.822	88-107
2004	Tommy Gunn	.815	106-130
2005	Bryan Smithson	.853	58-68
2006	Adam Vogelsberg	.908	108-119
2007	Nigel Johnson	.836	56-67
2008	Desmond Yates	.805	91-113
2009	Kevin Kanaskie	.855	100-117
2010	Montarrio Haddock	.836	92-110





- YEARLY LEADERS -

2011	James Washington	.864	133-154
2012	Raymond Cintron	.907	49-54
2013	Neiko Hunter	.726	53-73
2014	Kerry Hammonds II	.806	100-124
2015	JaQawn Raymond	.827	67-81
2016	Jacob Ivory	.912	31-34
2017	Giddy Potts	.808	84-104
2018	Giddy Potts	.863	69-80

(min. 1 FTM per game)

ASSISTS

Year	Player	No.	Avg
1970	Jim Drew	127	4.9
1971	Stan Sumrell	93	3.6
1972	Mason Bonner	77	3.0
1973	Mason Bonner	91	3.8
1974	Jimmy Martin	65	3.3
1975	Jimmy Martin	126	4.5
1976	Lewis Mack	131	4.9
1977	Lewis Mack	144	5.0
1978	Greg Armstrong	82	3.6
1979	Greg Armstrong	131	4.9
1980	Edward Perry	73	2.9
1981	Edward Perry	94	3.5
1982	Edward Perry	86	3.1
1983	LaRae Davis	74	2.7
1984	Maury Mapes	106	3.9
1985	James Johnson	121	3.9
1986	Duane Washington	197	5.8
1987	Duane Washington	255	8.8
1988	Chris Rainey	149	4.4
1989	Gerald Harris	207	6.7
1990	Gerald Harris	143	5.3
1991	Greg Christian	125	5.2
1992	Kelvin Hammonds	82	3.0
1993	Ramond Davis	64	2.6
	Tim Gaither	64	2.6
1994	Tim Gaither	84	3.2
1995	Tim Gaither	112	4.3
1996	Tim Gaither	78	2.9
1997	Richard Duncan	140	4.5
1998	Richard Duncan	117	4.2
1999	Richard Duncan	142	4.6
2000	Jonathan Whitworth	131	4.7
2001	D'Marius Wilkes	88	3.3
2002	Eric Parham	114	3.9
2003	Eric Parham	113	3.8
2004	Bryan Smithson	113	3.9
2005	Bryan Smithson	96	3.2
2006	Francis Cuyler	76	2.7
2007	Kevin Kanaskie	185	5.8
2008	Nigel Johnson	110	3.4
2009	Kevin Kanaskie	120	3.8
2010	James Washington	126	3.8
2011	James Washington	91	2.8
2012	Bruce Massey	134	3.9
2013	Bruce Massey	111	3.3
2014	Tweety Knight	152	4.6
2015	JaQawn Raymond	75	2.1
2016	Reggie Upshaw	76	2.2
2017	Tyrik Dixon	119	3.3

2018	Tyrik Dixon	100	3.1
------	-------------	-----	-----

STEALS

Year	Player	No.	Avg
1981	Rick Campbell	30	1.1
1982	Rick Campbell	39	1.3
1983	LaRae Davis	27	1.0
1984	Doug Lipscomb	18	0.7
	Maury Mapes	18	0.7
1985	James Johnson	63	2.0
1986	James Johnson	73	2.3
1987	Duane Washington	93	3.2
1988	Gerald Harris	42	1.8
1989	Gerald Harris	40	1.3
1990	Gerald Harris	50	1.9
1991	Jeff Clifton	34	1.3
1992	Kelvin Hammonds	42	1.6
1993	Warren Kidd	34	1.3
1994	Tim Gaither	52	2.0
1995	Tim Gaither	39	1.5
1996	Aylton Tesch	40	1.5
1997	Richard Duncan	49	1.6
1997	Roni Bailey	49	1.6
	Richard Duncan	49	1.6
1998	Richard Duncan	54	1.9
1999	Richard Duncan	87	2.8
2000	Fernando Ortiz	60	2.1
2001	D'Marius Wilkes	31	1.1
2002	Tommy Gunn	43	1.6
2003	Tommy Gunn	38	1.3
2004	Tommy Gunn	45	1.6
2005	Marcus Morrison	42	1.4
2006	Bud Howard	29	1.1
2007	Nigel Johnson	32	1.0
2008	Kevin Kanaskie	39	1.2
2009	Demetrius Green	32	1.1
2010	James Washington	43	1.3
2011	James Washington	52	1.6
2012	Bruce Massey	54	1.6
2013	Bruce Massey	51	1.5
2014	Tweety Knight	66	2.0
2015	JaQawn Raymond	36	1.0
2016	Reggie Upshaw	51	1.5
2017	Giddy Potts	47	1.3
2018	Giddy Potts	45	1.4

BLOCKS

Year	Player	No.	Avg
1981	Lucious Hailey	17	0.6
1982	Lucious Hailey	30	1.0
1983	Raleigh Choice	16	0.6
1984	Russell Smith	23	0.9
1985	Russell Smith	23	0.7
1986	Jimmy McGill	24	0.9
1987	Jimmy McGill	20	0.9
1988	Leslie Gregory	30	0.9
1989	Chris Ingram	24	0.8
1990	Chris Ingram	23	1.0
1991	Warren Kidd	70	2.3
1992	Warren Kidd	62	2.3
1993	Warren Kidd	53	2.0



- YEARLY LEADERS -

1994	Paul Washington	19	0.7
1995	Velvious Goodloe	17	0.6
1996	David Washington	22	0.8
1997	Nod Carter	9	0.3
1998	Mantia Callender	41	1.5
1999	Lee Nosse	55	2.0
2000	Lee Nosse	38	1.4
2001	Iiro Tenngren	20	0.7
2002	Lee Nosse	45	1.6
2003	William Pippen	27	0.9
2004	Alex Weekes	25	0.9
2005	Steve Thomas	17	0.7
2006	Kyle Young	18	0.6
2007	Tim Blue	26	0.8
2008	Theryn Hudson	24	0.8
2009	Dino Hair	13	0.4
	Desmond Yates	13	0.4
2010	Trevor Ottley	42	1.3
2011	Trevor Ottley	37	1.2
2012	LaRon Dendy	48	1.4
2013	Shawn Jones	43	1.3
2014	Shawn Jones	63	1.9
2015	Reggie Upshaw	35	1.0
2016	Perrin Buford	40	1.1
2017	Reggie Upshaw	31	0.9
2018	Brandon Walters	30	0.9



- YEAR-BY-YEAR STATS -

Year	Total				Rebounds				Avg	PF-FO	Ast	TO	Blk	Stl	Pts	Avg	
	GP	Min	FG-A	Pct	3FG-A	Pct	FT-A	Pct									O-D-T
1955-56	21	NA	542-1560	.347	NA	.000	531-744	.714	NA-1098	52.3	411-23	NA	NA	NA	1615	76.9	
1956-57	25	NA	651-1670	.390	NA	.000	584-881	.663	NA-1236	49.4	497-30	NA	NA	NA	1886	75.4	
1957-58	21	NA	569-1578	.361	NA	.000	377-557	.677	NA-1234	58.8	419-17	NA	NA	NA	1515	72.1	
1959-60	23	NA	606-1619	.374	NA	.000	580-796	.729	NA-1197	52.0	484-24	NA	NA	NA	1792	77.9	
1960-61	23	NA	604-1574	.384	NA	.000	465-718	.648	NA-1159	50.4	453-20	NA	NA	NA	1673	72.7	
1961-62	18	NA	438-1220	.359	NA	.000	344-514	.669	NA-922	51.2	355-16	NA	NA	NA	1220	67.8	
1962-63	24	NA	653-1683	.388	NA	.000	392-613	.639	NA-1221	50.9	465-27	NA	NA	NA	1698	70.8	
1963-64	21	NA	637-1494	.426	NA	.000	399-563	.709	NA-1071	51.0	424-24	NA	NA	NA	1673	79.7	
1964-65	24	NA	788-1954	.403	NA	.000	433-643	.673	NA-1351	56.3	556-34	NA	NA	NA	2009	83.7	
1965-66	24	NA	685-1796	.381	NA	.000	442-650	.680	NA-1115	46.5	495-18	NA	NA	NA	1812	75.5	
1966-67	25	NA	729-1868	.390	NA	.000	430-642	.670	NA-1230	49.2	539-29	NA	NA	NA	1888	75.5	
1967-68	24	NA	738-1804	.409	NA	.000	459-712	.645	NA-1295	54.0	475-20	NA	NA	NA	1935	80.6	
1968-69	26	NA	849-2180	.389	NA	.000	502-753	.667	NA-1685	64.8	495-27	NA	NA	NA	2200	84.6	
1969-70	26	NA	733-1776	.413	NA	.000	451-743	.607	NA-1361	52.3	494-18	NA	NA	NA	1917	73.7	
1970-71	26	NA	733-1783	.411	NA	.000	359-548	.655	NA-1239	47.7	438-9	282	NA	NA	1825	70.2	
1971-72	26	NA	712-1588	.448	NA	.000	431-705	.611	NA-1034	39.8	457-23	249	NA	NA	1855	71.3	
1972-73	25	NA	817-1817	.450	NA	.000	260-420	.619	NA-1126	45.0	546-24	264	460	NA	1894	75.8	
1973-74	26	NA	920-1911	.481	NA	.000	398-588	.677	NA-1235	47.5	526-17	358	542	NA	2238	86.1	
1974-75	28	NA	979-2095	.467	NA	.000	439-650	.675	NA-1389	49.6	516-16	396	533	NA	2397	85.6	
1975-76	28	NA	884-1789	.494	NA	.000	371-515	.720	NA-1093	39.0	509-18	342	532	NA	2139	76.4	
1976-77	29	NA	859-1738	.494	NA	.000	475-647	.734	NA-1080	37.2	503-17	364	526	NA	2193	75.6	
1977-78	26	NA	739-1445	.511	NA	.000	365-501	.729	NA-906	34.8	470-14	264	447	NA	1843	70.9	
1978-79	27	NA	782-1566	.499	NA	.000	448-647	.692	NA-1047	38.8	562-30	391	524	NA	2012	74.5	
1979-80	26	NA	706-1474	.479	NA	.000	354-497	.712	NA-869	33.4	459-18	275	365	NA	1766	67.9	
1980-81	27	5496	737-1477	.499	NA	.000	392-582	.674	NA-966	35.8	452-13	280	373	50	134	1866	69.1
1981-82	30	6124	756-1577	.479	NA	.000	416-626	.665	NA-1022	34.1	484-18	361	443	69	145	1928	64.3
1982-83	27	5412	733-1669	.439	NA	.000	331-478	.692	NA-1053	39.0	475-15	273	416	35	140	1797	66.6
1983-84	27	5423	705-1478	.477	NA	.000	333-477	.698	NA-891	33.0	390-5	322	371	58	113	1743	64.6
1984-85	31	6217	876-1935	.453	NA	.000	389-591	.658	NA-1157	37.3	631-22	434	429	63	198	2141	69.1
1985-86	34	6910	1160-2284	.508	NA	.000	468-701	.668	NA-1357	39.9	675-27	673	771	74	287	2788	82.0
1986-87	29	5861	986-1985	.497	53-121	.438	462-624	.740	415-685-1100	37.9	574-19	531	393	72	237	2487	85.8
1987-88	34	6884	1048-2162	.485	133-326	.408	534-740	.722	428-853-1281	37.7	645-17	527	489	87	180	2763	81.3
1988-89	31	6298	1086-2216	.490	142-344	.413	496-653	.760	438-793-1231	39.7	685-24	533	413	67	189	2810	90.6
1989-90	27	5309	757-1787	.424	129-394	.327	444-608	.730	337-621-958	35.5	558-22	352	323	69	128	2087	77.3
1990-91	30	6033	901-1965	.459	172-491	.350	462-672	.688	378-837-1215	40.5	617-23	471	461	143	177	2436	81.2
1991-92	27	5408	773-1577	.490	107-301	.355	435-600	.725	333-604-937	34.7	NA	396	455	105	186	2088	77.3
1992-93	26	5285	678-1526	.444	107-301	.355	311-470	.662	326-547-873	33.6	NA	396	455	71	186	1774	68.2
1993-94	27	5120	711-1751	.406	112-390	.287	395-585	.675	376-661-1037	38.4	605-31	306	419	54	226	1929	71.4
1994-95	27	5525	719-1684	.427	93-279	.333	403-612	.658	430-600-1030	38.1	572-16	374	444	70	236	1934	71.6
1995-96	27	5425	709-1549	.458	131-367	.357	449-635	.707	342-608-950	35.2	517-14	377	380	52	157	1998	74.0
1996-97	31	6194	849-1880	.452	261-682	.383	469-656	.715	497-695-1192	38.5	525-8	518	420	40	232	2428	78.3
1997-98	28	5650	690-1540	.448	195-530	.368	409-613	.667	347-622-969	34.6	460-9	413	418	91	230	1984	70.9
1998-99	31	6250	765-1653	.463	205-577	.355	408-566	.721	337-633-970	31.3	552-11	444	540	103	294	2143	69.1
1999-00	28	5700	746-1613	.462	193-533	.362	458-625	.733	338-601-939	33.5	560-16	484	461	101	278	2143	76.5
2000-01	27	5450	646-1469	.440	182-538	.338	316-463	.683	261-581-842	31.2	442-10	420	420	83	179	1790	66.3
2001-02	29	5875	713-1598	.446	205-607	.338	310-451	.687	303-700-1003	34.6	482-14	378	499	98	229	1941	66.9
2002-03	30	6050	740-1589	.466	194-535	.363	379-555	.683	318-738-1056	35.2	598-17	358	492	69	159	2053	68.4
2003-04	29	5848	694-1577	.440	182-483	.377	464-677	.685	322-692-1014	35.0	601-14	329	401	73	185	2034	70.1
2004-05	31	6250	772-1766	.437	195-564	.346	473-676	.700	408-762-1170	37.7	591-18	359	444	70	191	2212	71.4
2005-06	28	5656	679-1550	.438	190-550	.345	429-604	.710	335-637-972	34.7	552-19	369	396	61	183	1977	70.6
2006-07	32	6475	741-1619	.458	146-432	.338	367-524	.700	283-750-1033	32.3	638-18	401	455	91	127	1995	62.3
2007-08	32	6476	765-1639	.467	175-488	.359	475-668	.711	297-700-997	31.2	648-23	388	463	70	190	2180	68.1
2008-09	32	6425	811-1799	.451	154-485	.318	478-689	.694	385-715-1100	34.4	653-23	394	379	47	192	2254	70.4
2009-10	33	6599	792-1780	.445	201-530	.379	497-675	.736	336-761-1097	33.2	696-25	365	436	82	199	2282	69.2
2010-11	32	6525	733-1719	.426	168-492	.341	584-823	.710	393-733-1126	35.2	756-28	339	485	114	277	2218	69.3
2011-12	34	6850	882-1782	.495	163-445	.366	532-838	.635	376-820-1196	35.2	670-7	525	473	150	238	2459	72.3
2012-13	34	6850	848-1835	.462	181-480	.377	428-760	.695	407-836-1243	36.6	700-8	481	464	128	238	2405	70.7
2013-14	33	6650	816-1795	.455	178-520	.342	529-796	.665	399-812-1211	36.7	664-22	433	416	158	234	2339	70.9
2014-15	36	7376	775-1867	.414	242-675	.359	497-710	.700	386-829-1215	33.8	660-13	396	469	112	214	2285	63.5
2015-16	35	7025	909-2025	.449	279-716	.390	442-718	.616	369-914-1283	36.7	702-13	455	419	123	215	2539	72.5
2016-17	35	7225	1014-2077	.488	228-622	.367	441-631	.699	355-918-1273	35.4	657-5	553	374	100	242	2697	74.9
2017-18	33	6650	902-1914	.471	241-648	.372	434-585	.742	346-836-1182	35.8	651-17	468	413	76	201	2479	75.1

HISTORY/RECORDS

- YEAR-BY-YEAR RESULTS -

1913-14	
Overall: 1-2	
Coach: Alfred B. Miles	
Vanderbilt	L, 5-53
Castle Heights	L, 7-22
Dixie College (Cookeville)	W, 27-13

1914-15	
Overall: 2-2	
Coach: Alfred B. Miles	
WKU	L, 21-32
WKU	W, 32-19
Brownies (Independent)	W, 33-25
Castle Heights	Lost

1915-22	
NO TEAMS - WORLD WAR I	

1922-23	
Overall: 11-1	
Coach: Alfred B. Miles	
Peabody	W, 53-19
South YMCA (Nashville)	W, 47-21
Bryson (Fayetteville)	L, 17-19
S.P.U. (Clarksville)	W, 38-29
Vanderbilt Freshmen	W, 23-10
Bryson (Fayetteville)	W, 24-18
Sewanee	W, 23-17
Vanderbilt Freshmen	W, 19-17
Sewanee	W, 48-8
Peabody	W, 48-13
S.P.U.	W, 18-16
Peabody	W, 60-18

1923-24 (Incomplete)	
Overall: 13-1	
Coach: Alfred B. Miles	
WKU	W, 34-19
WKU	L, 24-29

1924-25 (Incomplete)	
Overall: 3-1	
Coach: Guy Stephenson	
WKU	W, 43-23
WKU	W, 37-36
Vanderbilt	W, 31-28
Vanderbilt	L, 29-30

1925-26 (Incomplete)	
Overall: 12-10	
Coach: Guy Stephenson	
Union (TN)	W, 36-28
Tennessee Tech	W, 40-20
Burke Terrors (Independent)	L, 21-32
Swedes (Forfeit)	W, 2-0
Vanderbilt	L, 19-51
Mercer	L, 28-30
South YMCA (Nashville)	W, 48-23

Cumberland	W, 40-23
YMHA Peps (Nashville)	L, 27-33
Sewanee	W, 48-15
Rail-lites (Independent)	L, 30-33
Burke Terrors	L, 26-29
Howard College	W, 39-20
Ramblers (Independent)	L, 26-31
Vanderbilt	L, 24-25
South YMCA (Nashville)	W, 37-17
Rail-lites	L, 17-37
Ramblers	L, 16-26
Cincinnati Trust Company	W, 42-35
Sewanee	W, 25-23
YMHA Peps (Nashville)	W, 39-34
Burke Terrors	W, 39-37

1926-27 (Incomplete)	
Overall: 3-4	
Coach: Frank Faulkinberry	
Vanderbilt	L, 19-59
YMHA Peps (Nashville)	L, 40-42
Memphis YMCA Tri.	W, 46-30
New York Celtics	L, 34-52
Tennessee Tech	W, 25-23
Tennessee Tech	W, 43-28
Vanderbilt	L, 20-52

1927-28 (Incomplete)	
Overall: 9-8	
Coach: Frank Faulkinberry	
Tennessee Tech	L, 18-27
Alumni	W, 34-32
Rail-lites	L, 27-42
Tennessee Tech	W, 31-21
Mercer	L, 28-33
Vanderbilt	L, 29-35
YMHA Peps (Nashville)	L, 30-43
Bryson (Fayetteville)	W, 24-23
Bryson (Fayetteville)	W, 34-32
New York Celtics	L, 36-50
Nashville-Arms	W, 67-33
Burke Terrors	L, 42-55
Cumberland	W, 39-36
Carson-Newman	W, 27-26
YMHA Peps (Nashville)	L, 33-37
Bus Terminal	W, 47-34

1928-29 (Incomplete)	
Overall: 3-2	
Coach: Frank Faulkinberry	
WKU	W, 36-28
WKU	W, 28-25
Tennessee Tech	L, 39-40
Tennessee Tech	W, 36-28
Vanderbilt	L, 41-42

1929-30 (Incomplete)	
Overall: 16-6	
Coach: Frank Faulkinberry	
Murfreesboro Home Journal	W, 46-22
Tennessee Tech	L, 29-30
Ideal Aces	W, 19-13
Rockvale (Independent)	W, 54-22
Vanderbilt	W, 45-31
WKU	W, 28-26
Tennessee Tech	W, 36-32
YMHA Peps (Nashville)	Won
Murray State	W, 39-29
WKU	W, 35-33
Piedmont College	W, 32-23
Cumberland	W, 42-24
YMHA Peps (Nashville)	L, 28-36
Vanderbilt	L, 30-31
Burke Terrors	W, 34-30
Caruthersville (MO)+	W, 34-20
Memphis State+	L, 21-41
+Mississippi Valley Conference Tourn.	

1930-31 (Incomplete)	
Overall: 0-5	
Coach: Frank Faulkinberry	
WKU	L, 29-43
WKU	L, 40-52
Tennessee Tech	L, 24-37
Tennessee Tech	L, 26-34
Vanderbilt	L, 20-42

1931-32	
Overall: 8-10	
Coach: Frank Faulkinberry	
Ideal Acre	W, 31-26
Vanderbilt	L, 32-38
Union (TN)	W, 38-29
Sewanee	W, 22-18
Tennessee Tech	L, 13-21
Chattanooga	W, 26-21
Chattanooga	L, 25-43
WKU	W, 32-23
Murray State	L, 18-36
WKU	L, 26-28
Sewanee	W, 44-35
Birmingham Southern	W, 43-30
YMHA Peps (Nashville)	L, 28-34
Murray State	L, 22-36
Vanderbilt	W, 39-35
Burke Terrors (Independent)	L, 24-26
Tennessee Tech	W, 35-29
Tennessee Tech	L, 23-32

1932-33 (Incomplete)	
Overall: 9-7	
Coach: Frank Faulkinberry	
WKU	L, 29-43
WKU	L, 29-43
Tennessee Tech	L, 25-35





- YEAR-BY-YEAR RESULTS -

Tennessee Tech	W, 25-23
Cumberland	Won
Murray State	L, 27-77
Murray State	W, 23-22
Memphis State	Won
Chattanooga	W, 39-38
Chattanooga	L, 29-36

1933-34 (Incomplete)

Overall: 4-6

Coach: E.M. Waller

Memphis State	W, 45-33
Memphis State	W, 36-18
Murray State	L, 34-51
Murray State	L, 36-39
Tennessee Tech	L, 15-21
Tennessee Tech	W, 38-27
WKU	L, 32-41
WKU	L, 29-52
Chattanooga	L, 23-38
Chattanooga	W, 53-42

1934-35 (Incomplete)

Overall: 3-7

Coach: E.M. Waller

Murray State	L, 23-42
Murray State	L, 28-33
Tennessee Tech	W, 30-24
Tennessee Tech	W, 27-22
WKU	L, 25-35
WKU	L, 29-55
Chattanooga	L, 29-43
Chattanooga	L, 29-48
Memphis State	W, 33-31
Memphis State	L, 23-33

1935-36 (Incomplete)

Overall: 4-5

Coach: Johnny "Red" Floyd

Memphis State	W, 42-35
Memphis State	W, 40-34
Murray State	L, 31-57
Murray State	L, 26-48
Tennessee Tech	L, 26-31
WKU	L, 14-36
WKU	L, 27-47
Chattanooga	W, 34-20
Chattanooga	W, 42-30

1936-37 (Incomplete)

Overall: 1-10

Coach: Johnny "Red" Floyd

Vanderbilt	L, 30-39
Murray State	L, 17-46
Murray State	L, 32-50
Tennessee Tech	L, 26-27
Tennessee Tech	L, 37-43
WKU	L, 28-48
WKU	L, 32-48

Chattanooga	L, 25-31
Vanderbilt	L, 12-39
Memphis State	W, 33-24
Memphis State	L, 33-52

1937-38

Overall: 6-10

Coach: Johnny "Red" Floyd

David Lipscomb	L, 29-48
New York Celtics	L, 54-60
Murfreesboro Ramblers	W, 41-31
Murray State	L, 36-66
Murray State	L, 31-45
Cumberland	W, 39-37
Tennessee Tech	L, 29-44
Union (TN)	L, 34-56
David Lipscomb	L, 41-49
Memphis State	W, 30-29
Nashville Raiders	W, 67-35
Union (TN)	L, 24-57
Memphis State	W, 44-43
Cumberland	W, 48-41
Tennessee Tech	L, 26-34
Tennessee Tech	L, 23-50

1938-39

Overall: 5-8

Coach: Johnny "Red" Floyd

New York Celtics	L, 34-50
Memphis State	W, 41-31
Murray State	L, 37-48
Tennessee Tech	L, 34-37
WKU	L, 31-67
David Lipscomb	W, 53-40
Union (TN)	W, 53-40
Memphis State	W, 39-31
Union (TN)	W, 59-34
WKU	L, 29-66
Murray State	L, 48-76
Jacksonville State	L, 45-62
David Lipscomb	W, 31-21

1939-40

Overall: 9-12

Coach: E.W. Midgett

YMHA Peps (Nashville)	W, 35-25
U.S. Royals	W, 38-24
Austin Peay	L, 28-57
WKU	L, 26-60
David Lipscomb	W, 48-21
Chattanooga	L, 29-33
Jacksonville State	L, 5-34
Tennessee Tech	L, 31-39
Memphis State	W, 52-35
Tennessee Tech	W, 47-43
WKU	L, 33-40
Union (TN)	L, 43-46
Austin Peay	L, 38-52
Union (TN)	L, 32-36

Memphis State	L, 31-41
Cumberland	L, 34-37
Murray State	L, 42-60
WKU	L, 41-76
Cumberland	W, 40-38
Chattanooga	W, 39-36
David Lipscomb	W, 56-33

1940-41

Overall: 7-14

Coach: E.W. Midgett

YMHA Peps (Nashville)	W, 31-30
Jacksonville State	W, 37-31
Murray State	L, 37-64
Chattanooga	L, 21-23
Austin Peay	L, 26-40
David Lipscomb	L, 55-56
Memphis State	L, 28-37
WKU	L, 33-60
Sewanee	W, 36-29
Delta State	L, 35-57
Murray State	L, 22-51
Austin Peay	L, 44-75
Union (TN)	L, 52-56
Delta State	L, 36-62
Memphis State	L, 36-52
Sewanee	W, 35-32
Carson-Newman	W, 47-19
Chattanooga	W, 40-22
WKU	L, 38-59
David Lipscomb	W, 45-38
Union (TN)	L, 41-45

1941-42

Overall: 9-9

Coach: E.W. Midgett

191st Field Artillery	W, 54-24
Jacksonville State	W, 35-20
Murray State	L, 33-40
Austin Peay	W, 40-38
Chattanooga	W, 35-31
Memphis State	L, 29-70
David Lipscomb	L, 20-29
Austin Peay	L, 43-44
Sewanee	W, 52-31
Delta State	L, 30-34
Union (TN)	L, 36-51
Murray State	L, 28-52
Memphis State	W, 36-25
Sewanee	W, 53-24
Union (TN)	L, 33-43
Chattanooga	W, 38-18
David Lipscomb	W, 53-42

1942-45

NO TEAMS - WORLD WAR II



- YEAR-BY-YEAR RESULTS -

1945-46 (Incomplete)

Overall: 4-0	
Coach: O.L. Freeman	
Austin Peay	Won
Austin Peay	Won
David Lipscomb	Won
Woodbury (Independent)	Won

1946-47

Overall: 14-8	
Coach: E.K. Patty	
Bethel	W, 41-39
Sewanee	W, 32-31
Bethel	W, 55-29
N.A.T.T.C	W, 45-30
Memphis State	L, 38-46
Austin Peay	L, 25-45
Spring Hill	L, 22-30
Smyrna Bombers (AF)	W, 33-21
Austin Peay	W, 38-31
Martin College	W, 47-34
Tennessee Tech	L, 34-53
Cumberland	W, 65-41
Memphis State	L, 37-47
David Lipscomb	W, 56-51
Cumberland	W, 52-39
Martin College	W, 51-44
Tennessee Tech	L, 40-52
David Lipscomb	L, 38-46
Sewanee	W, 37-34
Cumberland+	W, 56-22
Austin Peay+	L, 46-64
David Lipscomb+	W, 49-38
+ - TIAC Tournament	

1947-48

Overall: 10-12	
Coach: E.K. Patty	
Memphis State	L, 45-53
Mississippi	L, 36-65
Arkansas State	L, 33-48
Sewanee	W, 47-31
Lincoln Memorial	W, 46-44
Cumberland	W, 45-30
Austin Peay	L, 37-42
Peerless Mills	L, 39-51
Tennessee Tech	L, 38-47
Florence State	L, 37-41
Austin Peay	W, 52-43
David Lipscomb	W, 66-53
Martin College	W, 42-31
Tennessee Tech	L, 56-66
Helps Selfy (Ind.)	L, 53-59
Martin College	W, 58-45
Sewanee	W, 56-38
David Lipscomb	L, 36-43
Memphis State	L, 46-52
David Lipscomb+	L, 42-58
Cumberland+	W, 65-49

Milligan+	L, 53-54
+ - VSAC Tournament	

1948-49

Overall: 11-12	
Coach: Charles Murphy	
Murray State	L, 50-68
Murray State	L, 38-43
Cumberland	W, 86-55
David Lipscomb	L, 50-56
Milligan	L, 67-90
Lincoln Memorial	L, 57-61
Cumberland	W, 47-38
Austin Peay	W, 48-41
Union (TN)	L, 46-56
Tennessee Tech	L, 54-75
David Lipscomb	W, 48-34
Union (TN)	L, 52-57
Bethel	W, 64-40
Peerless Mills	L, 58-67
Tennessee Tech	W, 69-46
Milligan	W, 70-62
Athens College	W, 55-45
Austin Peay	L, 51-58
Memphis State	W, 68-56
Arkansas State	W, 80-37
Lincoln Memorial+	L, 52-59
Cumberland+	W, 68-66
David Lipscomb+	L, 55-59
+ - VSAC Tournament	

1949-50 (Incomplete)

Overall: 14-13	
Coach: Charles N. Greer	
Sewanee	L, 41-54
Millington Naval Base	Won
Memphis State	L, 50-64
Milligan	W, 72-58
David Lipscomb	L, 41-46
Florence State	L, 67-70
Tennessee Tech	L, 45-56
ETSU	W, 63-57
Union (TN)	W, 48-43
David Lipscomb	W, 44-40
Murray State	L, 36-76
Lincoln Memorial	W, 52-43
Chattanooga	L, 57-61
Smyrna Air Base	W, 84-59
Cumberland	W, 77-30
Cumberland	W, 61-25
Birmingham Southern	W, 56-52
Murray State	L, 59-100
Chattanooga	W, 51-40
Florence State	L, 45-68
Union (TN)	L, 60-70
Tennessee Tech	W, 54-53
Birmingham Southern	L, 51-58
Vanderbilt	L, 39-74
Lincoln Memorial	L, 59-61

Milligan	W, 75-73
David Lipscomb	W, 61-56

1950-51

Overall: 8-14	
Coach: Charles N. Greer	
Vanderbilt	L, 45-58
Florence State	L, 64-80
Austin Peay	L, 65-76
Cumberland	W, 48-44
Sewanee	W, 49-34
David Lipscomb	L, 50-73
Tennessee Tech	L, 37-51
Union (TN)	L, 48-60
Chattanooga	L, 51-60
David Lipscomb	L, 38-88
Sewanee	W, 56-52
Lincoln Memorial	W, 57-53
Tennessee Tech	L, 35-59
Austin Peay	L, 58-71
Cumberland	W, 82-51
Chattanooga	W, 64-62
Union (TN)	L, 63-81
Birmingham Southern	L, 62-67
Florence State	W, 69-68
Lincoln Memorial+	L, 57-61
Milligan+	W, 106-93
ETSU+	L, 62-72
+ - VSAC Tournament	

1951-52

Overall: 19-13	
Coach: Charles N. Greer	
Stewart Air Base	W, 62-36
Sewanee	W, 54-51
Bethel	W, 61-42
Vanderbilt	L, 49-80
Memphis State	L, 57-92
Lincoln Memorial	W, 51-48
Milligan	W, 88-56
ETSU	L, 65-70
Austin Peay	L, 49-59
Bethel	L, 48-65
David Lipscomb	W, 57-44
Birmingham Southern	W, 54-52
Union (TN)	L, 59-72
Sewanee	W, 53-42
Lincoln Memorial	W, 55-53
Tennessee Tech	W, 57-56
Chattanooga	W, 62-60
Austin Peay	W, 62-44
David Lipscomb	L, 53-65
Memphis State	L, 57-92
Milligan	W, 89-50
Birmingham Southern	W, 73-57
ETSU	W, 66-64
Tennessee Tech	L, 54-66
Chattanooga	W, 62-60
Austin Peay	W, 62-44



- YEAR-BY-YEAR RESULTS -

David Lipscomb	L, 53-65
Memorial State	L, 57-92
Milligan	W, 89-50
Birmingham Southern	W, 73-57
East Tennessee	W, 66-64
Tennessee Tech	L, 54-66
Chattanooga	W, 68-44
Union (TN)	L, 50-59
Memphis State	L, 46-61
Lincoln Memorial+	W, 87-65
Union (TN)+	L, 56-80
Austin Peay+	W, 63-46
ETSU+	W, 52-46
Memphis State#	L, 39-52
+ - VSAC Tournament	
# - Sectional NAIB Tournament	

1952-53

Overall: 7-16 • OVC: 0-10
Coach: Charles N. Greer

WKU	L, 57-87
Eastern Kentucky	L, 67-73
Sewanee	L, 60-70
Murray State	L, 67-78
David Lipscomb	L, 60-61
Morehead State	L, 74-94
Eastern Kentucky	L, 63-101
Memphis State	W, 77-62
Austin Peay	W, 77-73
Murray State	L, 73-78
Morehead State	L, 83-88
Union (TN)	L, 74-91
Tennessee Tech	L, 62-85
Austin Peay	W, 92-59
David Lipscomb	W, 69-57
Chattanooga	L, 71-93
Union (TN)	W, 62-59
Sewanee	W, 85-73
Chattanooga	W, 79-70
Tennessee Tech	L, 67-77
WKU	L, 57-95
David Lipscomb+	L, 75-85
Murray State*	L, 70-79
+ - VSAC Tournament	
* - OVC Tournament	

1953-54

Overall: 11-17 • OVC: 1-9
Coach: Charles N. Greer

Morehead State	L, 80-93
Eastern Kentucky	W, 60-59
Belmont	W, 74-68
Sewanee	W, 100-78
WKU	L, 80-88
David Lipscomb	W, 83-70
Sewanee	L, 60-67
Vanderbilt	L, 65-86
WKU	L, 67-98
Memphis State	L, 68-75

Lincoln Memorial	W, 82-55
ETSU	L, 62-82
ETSU	L, 64-73
Memphis State	L, 65-82
Tennessee Tech	L, 81-92
Lincoln Memorial	W, 85-72
Austin Peay	W, 60-55
Morehead State	L, 72-83
Eastern Kentucky	L, 79-83
Murray State	L, 83-105
Tennessee Tech	L, 71-78
Austin Peay	W, 81-70
David Lipscomb+	W, 73-66
Bethel+	L, 60-66
Union (TN)+	W, 86-65
Murray State*	W, 86-84
Eastern Kentucky*	L, 69-95
+ - VSAC Tournament	
* - OVC Tournament	

1954-55

Overall: 11-16 • OVC: 2-8
Coach: Charles N. Greer

Memphis State	L, 80-95
David Lipscomb	L, 75-90
ETSU	L, 63-78
Murray State	L, 80-104
Murray State	L, 73-104
WKU	L, 71-83
Austin Peay	W, 79-69
WKU	W, 84-77
David Lipscomb	W, 79-68
Eastern Kentucky	L, 84-108
Morehead State	L, 79-98
ETSU	L, 79-82
Lincoln Memorial	L, 70-77
Memphis State	L, 86-91
Austin Peay	W, 78-65
Morehead State	L, 96-97
Tennessee Tech	L, 68-70
Belmont	W, 109-99
Lincoln Memorial+	W, 92-91
Belmont+	W, 77-69
Bethel+	W, 106-87
Morehead State*	L, 68-123
Bethel#	W, 93-84
Lincoln Memorial#	W, 85-79
Southeastern Oklahoma#	L, 67-120
+ - VSAC Tournament	
* - OVC Game	
# - NAIA Playoffs	

1955-56

Overall: 6-15 • OVC: 0-10
Coach: Charles N. Greer

Belmont	W, 83-51
Eastern Kentucky	L, 69-82
Morehead State	L, 78-95
David Lipscomb	W, 88-66

Murray State	L, 66-86
Eastern Kentucky	L, 75-88
Morehead State	L, 70-93
Austin Peay	L, 81-85 (OT)
Murray State	L, 82-104
Belmont	W, 99-94
Tennessee Tech	L, 68-71
Austin Peay	L, 65-96
WKU	L, 78-86
David Lipscomb	L, 75-76 (OT)
Tennessee Tech	L, 68-73
ETSU	L, 73-84
WKU	L, 85-100
David Lipscomb#	W, 75-69
Austin Peay#	W, 72-63
ETSU#	W, 80-57
Belmont+	L, 88-92
# - Capital City Tournament	
+ - VSAC Tournament	

1956-57

Overall: 12-13 • OVC: 2-8
Home: 5-6 • Away: 4-7 • Neutral: 3-0
Coach: Ed Diddle Jr.

D4 West Texas State	W, 96-78
D8 at Morehead State	L, 72-95
D10 Belmont	L, 56-66
J2 Murray State	L, 68-98
J5 at Kentucky Wesleyan	L, 58-65
J7 Eastern Kentucky	L, 62-63
J9 Milligan	W, 84-63
J12 at Tenn. Tech	W, 85-80 (OT)
J14 Austin Peay	L, 60-65
J19 at Belmont	L, 69-78
J21 ETSU	W, 61-55
J28 Morehead State	L, 61-70
J30 WKU	L, 72-79
F2 at David Lipscomb	W, 75-73 (OT)
F4 Tennessee Tech	W, 84-77
F8 at Milligan	W, 91-83
F9 at ETSU	W, 79-61
F13 at Murray State	L, 80-86
F14 David Lipscomb	W, 75-43
F16 at Austin Peay	L, 76-88
F18 at Eastern Kentucky	L, 104-109
F20 at WKU	L, 82-86
F21 Union (TN)+	W, 85-65
F22 Austin Peay+	W, 68-65
F23 East Tennessee+	W, 83-74
+ - VSAC Tournament	

1957-58

Overall: 11-10 • OVC: 4-6
Home: 7-4 • Away: 4-6 • Neutral: 0-0
Coach: Ed Diddle Jr.

D9 Kentucky Wesleyan	L, 69-79
D13 at Austin Peay	W, 78-74 (OT)
D16 at West Texas State	W, 88-85
D18 at New Mexico A&M	L, 71-82



- YEAR-BY-YEAR RESULTS -

D20	at	Midwestern Univ.	L, 65-84
J4		Morehead State	W, 71-68
J7		David Lipscomb	W, 68-61
J10		Birmingham Southern	W, 63-54
J13		Tennessee Tech	L, 65-76
J15		at Murray State	W, 80-72
J20		Eastern Kentucky	W, 77-76
J23		at WKU	L, 67-69
J25		at Morehead State	L, 79-99
J28		David Lipscomb	W, 77-65
F1		ETSU	W, 62-57
F5		Murray State	L, 66-71
F10		at Eastern Kentucky	L, 67-72
F13		Austin Peay	L, 78-93
F15		at Tennessee Tech	L, 69-73 (OT)
F18		WKU	W, 81-75
F22		at ETSU	W, 72-59

1958-59

Overall: 9-17 • OVC: 4-8

Home: 5-7 • Away: 3-8 • Neutral: 1-2

Coach: Ed Diddle Jr.

D2		David Lipscomb	W, 79-52
D8		Ablene Christian	L, 69-81
D10		McNeese State	L, 49-50
D11		Southern Mississippi	W, 68-64
D13		Kentucky Wesleyan&	L, 70-77
D29		Ohio University#	L, 66-77
D30		Kentucky Wesleyan#	W, 78-72
J5		at David Lipscomb	L, 82-84
J10		Austin Peay	W, 95-86
J12		at Tennessee Tech	L, 75-98
J15		at Eastern Kentucky	L, 66-93
J17		Morehead State	L, 81-94
J19		WKU	L, 65-89
J23		at Louisiana	W, 85-79
J24		at McNeese State	L, 54-74
J26		at Southern Mississippi	L, 66-80
J31		Murray State	W, 78-66
F2		Eastern Kentucky	L, 64-80
F5		at Morehead State	L, 78-101
F9		ETSU	L, 66-68
F12		at Austin Peay	L, 83-91
F14		Tennessee Tech	W, 87-75
F17		at ETSU	W, 64-62
F21		Kentucky Wesleyan	L, 73-84
F24		at Murray State	W, 84-82
F28		at WKU	L, 85-110

- All-American City Tournament
& - at Prestonsburg, Ky.

1959-60

Overall: 9-14 • OVC: 2-10

Home: 6-5 • Away: 2-8 • Neutral: 1-1

Coach: Ed Diddle Jr.

D1		David Lipscomb	W, 109-73
D5		Louisiana	W, 81-72
D8		Northwest Louisiana	W, 67-64
D12		at Louisiana Tech	L, 63-81

D14		at Centenary	W, 67-65
D18		Southern Illinois#	L, 69-78
D19		VMI#	W, 78-72
J5		at Murray State	L, 70-80
J9		ETSU	W, 80-76
J11		Austin Peay	W, 71-60
J14		Eastern Kentucky	W, 69-88
J16		at Morehead State	L, 82-83
J23		at David Lipscomb	W, 96-78
J26		at Tennessee Tech	L, 69-76
J30		at Eastern Kentucky	L, 77-100
F1		Morehead State	W, 89-82
F6		WKU	L, 89-109
F10		Murray State	L, 65-78
F13		Tennessee Tech	L, 64-70
F15		at Austin Peay	L, 78-88
F18		Kentucky Wesleyan	L, 82-92
F22		at ETSU	L, 106-123
F27		at WKU	L, 80-109

- All-American City Tournament

1960-61

Overall: 9-14 • OVC: 4-8

Home: 6-5 • Away: 2-7 • Neutral: 1-2

Coach: Ed Diddle Jr.

D1		WKU	L, 67-70
D5		Nicholls State	W, 66-54
D8		Stetson	W, 69-56
D9		Southwestern Louisiana	L, 64-66
D12		at Morehead State	L, 75-85
D15		Austin Peay	W, 83-79 (OT)
D28		Northwest Louisiana#	W, 81-74
D29		Ole Miss#	L, 62-64
D30		Centenary#	L, 67-76 (OT)
J4		Murray State	L, 58-97
J7		at ETSU	W, 100-90
J12		at David Lipscomb	L, 66-68 (OT)
J14		at Eastern Kentucky	L, 63-90
J23		at Austin Peay	L, 81-89
J26		Eastern Kentucky	L, 57-67
J28		Morehead State	L, 66-80
F8		at Murray State	L, 74-77
F11		Tennessee Tech	W, 88-78
F15		at Memphis State	L, 61-81
F18		David Lipscomb	W, 94-74
F20		ETSU	W, 83-73
F22		at Tennessee Tech	W, 75-68
F25		at WKU	L, 73-84

- Gulf South Classic

1961-62

Overall: 6-12 • OVC: 2-10

Home: 5-6 • Away: 1-6 • Neutral: 0-0

Coach: Ed Diddle Jr.

D1		Stetson	W, 77-76 (OT)
D7		San Fernando Valley	W, 59-54
D14		Jacksonville (Fla.)	L, 76-78
J3		at Murray State	L, 61-83
J6		ETSU	W, 58-55 (OT)

J8		at Austin Peay	L, 77-81
J13		Austin Peay	W, 75-68
J20		at WKU	L, 69-89
J23		at Tennessee Tech	L, 58-61
J27		Morehead State	L, 67-70
J29		Eastern Kentucky	L, 56-64
J29		Centenary	W, 64-63
F3		Murray State	L, 68-69
F7		at Morehead State	W, 72-69
F10		WKU	L, 81-87
F13		at ETSU	L, 70-78
F19		Tennessee Tech	L, 63-64 (OT)
F21		at Eastern Kentucky	L, 69-113

1962-63

Overall: 9-15 • OVC: 4-8

Home: 5-6 • Away: 2-9 • Neutral: 2-0

Coach: Bill Stokes

D3		at Florence State	W, 86-77 (OT)
D6		Austin Peay	L, 66-69
D8		at Morehead State	L, 59-103
D10		WKU	W, 86-82
D14		Rollins College+	W, 79-61
D15		Presbyterian+	W, 82-80
J2		Murray State	W, 86-82
J3		MacMurray	L, 68-77
J5		at ETSU	W, 59-57
J10		at Austin Peay	L, 60-83
J12		Florence State	L, 64-67
J14		Tennessee Tech	L, 61-81
J19		Huntingdon	W, 79-74
J25		ETSU	L, 57-80
J26		at Ole Miss	L, 68-77
J29		at Chattanooga	L, 69-78
F2		at Eastern Kentucky	L, 81-116
F6		at Murray State	L, 73-109
F12		at WKU	L, 71-79
F14		at Huntingdon	L, 72-87
F16		Morehead State	L, 67-79
F18		at Tennessee Tech	L, 60-61
F20		Eastern Kentucky	W, 78-71 (OT)
F25		Chattanooga	W, 77-66

+ - Hatter Invitational

1963-64

Overall: 11-10 • OVC: 5-9

Home: 9-3 • Away: 2-7 • Neutral: 0-0

Coach: Bill Stokes

D2		Transylvania	W, 74-70
D7		Morehead State	L, 91-96
D9		Florence State	W, 99-87
D14		at WKU	L, 54-90
D16		Austin Peay	W, 91-69
D19		Georgia Southern	W, 88-83
J2		MacMurray	W, 98-84
J7		at Murray State	L, 69-98
J11		ETSU	W, 59-54
J16		at Austin Peay	L, 65-73
J18		at Chattanooga	L, 71-86





- YEAR-BY-YEAR RESULTS -

J27	Tennessee Tech	L, 57-61 (OT)
J30	at Florence State	W, 98-97
F1	at Morehead State	W, 92-85
F3	Chattanooga	W, 81-73
F5	at ETSU	L, 70-88
F10	Murray State	L, 79-86
F13	Eastern Kentucky	W, 83-73
F18	WKU	W, 93-84
F21	at Eastern Kentucky	L, 86-97
F24	at Tennessee Tech	L, 76-81

1964-65

Overall: 6-17 • OVC: 4-10

Home: 4-8 • Away: 2-10 • Neutral: 0-0

Coach: Bill Stokes

D3	at UT-Martin	W, 94-89 (OT)
D4	St. Bernard	L, 95-99
D7	Florence State	W, 95-77
D12	at DePaul	L, 68-89
D14	at Loyola of Chicago	L, 85-117
D17	Parsons	L, 77-85
D21	WKU	L, 65-100
J4	at Austin Peay	W, 82-77
J9	at Morehead State	L, 73-96
J11	at Eastern Kentucky	L, 69-99
J14	Chattanooga	L, 68-91
J16	Tennessee Tech	L, 100-109
J23	Austin Peay	W, 125-95
J25	ETSU	W, 100-99
J30	at WKU	L, 84-134
F2	Murray State	L, 76-90
F6	Eastern Kentucky	L, 83-95
F8	Morehead State	W, 87-82
F10	at Florence State	L, 81-87
F15	at Tennessee Tech	L, 79-87
F18	WKU	L, 83-94
F20	at Chattanooga	L, 77-101
F24	at Murray State	L, 89-91 (OT)
M1	at ETSU	L, 74-106

1965-66

Overall: 7-17 • OVC: 3-11

Home: 5-8 • Away: 2-9 • Neutral: 0-0

Coach: Ken Trickey

D2	UT-Martin	W, 59-57
D4	at Florence State	W, 88-73
D6	Transylvania	W, 82-77
D9	Union (TN)	L, 72-79
D11	at Dayton	L, 63-90
D14	Chattanooga	L, 71-74
D20	Murray State	L, 65-86
J4	Murray State	L, 73-89
J8	Morehead State	L, 64-78
J10	Eastern Kentucky	L, 80-98
J15	Tennessee Tech	L, 73-91
J22	at ETSU	W, 74-72
J27	Florence State	W, 86-78
J31	WKU	L, 56-93
F5	Austin Peay	W, 86-85

F7	at Chattanooga	L, 100-101
F9	at Murray State	L, 81-107
F12	at Eastern Kentucky	L, 66-70
F14	at Morehead State	L, 76-94
F17	at Belmont	L, 80-99
F19	ETSU	W, 102-96
F21	at Tennessee Tech	L, 77-108
F26	at Austin Peay	L, 91-97
F28	at WKU	L, 47-81

1966-67

Overall: 10-15 • OVC: 4-10

Home: 6-7 • Away: 4-8 • Neutral: 0-0

Coach: Ken Trickey

D1	UT-Martin	W, 108-94
D3	Florence State	W, 111-79
D10	at UT-Martin	L, 78-94
D12	Chattanooga	L, 105-107 (OT)
D15	at Union (TN)	W, 66-56
D19	Austin Peay	W, 71-70
D20	ETSU	L, 72-86
J5	Belmont	W, 81-58
J7	at ETSU	W, 45-43
J9	at Tennessee Tech	L, 71-82
J14	Morehead State	L, 67-91
J16	Eastern Kentucky	W, 78-74
J18	Murray State	L, 93-96 (OT)
J21	at Florence State	W, 78-73
J28	Austin Peay	L, 66-82
J30	at Murray State	L, 75-91
F4	WKU	L, 62-95
F6	at Chattanooga	L, 87-106
F11	Tennessee Tech	W, 83-72
F13	ETSU	L, 68-69
F18	at Eastern Kentucky	L, 73-93
F20	at Morehead State	L, 62-87
F22	at Transylvania	L, 64-74
F25	at Austin Peay	W, 78-72
M4	at WKU	L, 46-55

1967-68

Overall: 15-9 • OVC: 7-7

Home: 10-3 • Away: 5-6 • Neutral: 0-0

Coach: Ken Trickey

D1	WKU	L, 76-91
D9	at UT Martin	W, 88-69
D12	Bellarmine	W, 87-72
D14	at Chattanooga	W, 88-66
D16	at Belmont	W, 77-68
D30	at Oglethorpe	W, 77-75 (OT)
J4	at Murray State	L, 74-77
J6	ETSU	W, 72-63
J8	Tennessee Tech	W, 76-62
J13	at Morehead State	L, 69-84
J15	at Eastern Kentucky	L, 76-98
J27	at Austin Peay	W, 97-92
J29	Murray State	L, 72-91
F1	UT-Martin	W, 100-83
F3	WKU	W, 84-83

F6	Oglethorpe	L, 81-91
F8	Chattanooga	W, 78-70
F10	at Tennessee Tech	L, 65-67
F12	at ETSU	L, 74-100
F17	Eastern Kentucky	W, 83-81
F19	Morehead State	W, 92-88
F21	Transylvania	W, 92-73
F24	Austin Peay	W, 96-78
M2	at WKU	L, 71-94

1968-69

Overall: 13-13 • OVC: 4-10

Home: 9-4 • Away: 4-9 • Neutral: 0-0

Coach: Ken Trickey

N20	Tennessee Wesleyan	W, 92-67
D2	Oral Roberts	W, 115-98
D5	Bethel	W, 101-83
D7	at UT-Martin	W, 103-89
D9	at Bellarmine	L, 79-80
D14	Belmont	W, 87-52
D18	Carson-Newman	W, 78-70
D21	at Pan-American	L, 71-78
J4	Athens College	W, 111-86
J2	at Tennessee Tech	L, 58-67
J6	at ETSU	L, 84-91
J11	Morehead State	W, 93-88 (OT)
J13	Eastern Kentucky	L, 89-90 (2OT)
J18	at Murray State	L, 68-70
J23	at Tenn. Wesleyan	W, 79-69
J25	Austin Peay	W, 97-79
F1	at WKU	L, 79-85
F5	Murray State	L, 71-74
F8	WKU	L, 81-84
F10	at Morehead State	L, 74-106
F15	Tennessee Tech	L, 70-74
F17	ETSU	W, 82-78
F22	at Eastern Kentucky	L, 89-93
F24	at Transylvania	L, 64-78
F27	at Chattanooga	W, 96-83
M1	at Austin Peay	W, 89-83

1969-70

Overall: 15-11 • OVC: 6-8

Home: 9-6 • Away: 6-5 • Neutral: 0-0

Coach: Jimmy Earle

D4	Bethel	L, 64-66
D6	Tennessee Wesleyan	W, 56-52
D8	at Belmont	W, 89-71
D13	Bellarmine	L, 75-79
D15	Appalachian State	W, 53-50
D17	at Carson-Newman	L, 72-78
D30	UT-Martin	W, 83-78
J3	ETSU	L, 51-54
J5	Tennessee Tech	L, 51-57
J10	at Morehead State	L, 67-88
J12	at Eastern Kentucky	L, 78-88
J15	Chattanooga	W, 79-68
J22	at Tenn. Wesleyan	W, 81-56
J24	Austin Peay	W, 96-87



- YEAR-BY-YEAR RESULTS -

J26	at St. Francis (PA)	W, 80-73
J28	Pan-American	W, 87-61
J31	WKU	L, 74-83
F5	Athens College	W, 89-74
F7	at WKU	L, 60-72
F9	Morehead State	W, 80-64
F11	at Murray State	L, 65-88
F14	at Tennessee Tech	W, 90-72
F16	at ETSU	W, 66-64
F21	Eastern Kentucky	W, 74-68
F23	Murray State	L, 72-83
F28	at Austin Peay	W, 85-69

1970-71

Overall: 11-15 • OVC: 3-11

Home: 7-5 • Away: 4-10 • Neutral: 0-0

Coach: Jimmy Earle

D2	Tusculum College	W, 91-58
D5	Troy State	W, 77-58
D10	Shorter College	W, 88-62
J2	at Tennessee Tech*	L, 58-74
J4	at ETSU*	L, 72-80
J9	Morehead State*	W, 71-69
J11	Eastern Kentucky*	L, 64-88
J14	at Tenn. Wesleyan	W, 69-63
J23	at Austin Peay*	L, 70-71
J25	at Georgia State	W, 72-61
J28	Chattanooga	L, 68-70
J30	at WKU*	L, 66-80
F1	at Appalachian State	L, 63-74
F3	at Bellarmine	W, 79-75
F6	WKU*	L, 73-87
F8	Murray State*	L, 47-51
F10	at Pan-American	L, 75-76
F13	ETSU*	W, 72-71
F15	Tennessee Tech*	W, 69-60
F18	at Chattanooga	L, 82-86
F20	at Eastern Kentucky*	L, 60-65
F22	at Morehead State*	L, 55-70
F25	UT-Martin	W, 66-59
F27	Austin Peay*	L, 75-81
M1	at Murray State*	L, 69-92
M4	at UT-Martin	W, 74-72

1971-72

Overall: 15-11 • OVC: 5-9

Home: 10-5 • Away: 4-6 • Neutral: 0-0

Coach: Jimmy Earle

D2	Tennessee Wesleyan	W, 69-53
D4	at UT-Martin	L, 65-66
D6	Belmont	W, 88-70
D14	at MacMurray	W, 77-74
D18	at Florence State	W, 90-72
J8	Birmingham Southern	W, 82-59
J10	Pan-American	L, 64-72
J15	ETSU*	W, 74-68
J17	Tennessee Tech*	W, 66-55
J20	UT-Martin	W, 77-57
J22	at Eastern Kentucky*	L, 53-85

J24	at Morehead State*	L, 63-64
J27	Chattanooga	W, 65-63
J29	Murray State*	L, 64-73
J31	at Austin Peay*	W, 54-50
F2	St. Francis (PA)	W, 81-73
F5	WKU*	W, 78-67
F7	Georgia State	W, 98-53
F12	at Tennessee Tech*	L, 58-59
F14	at Chattanooga	W, 75-57
F17	Morehead State*	L, 68-71
F19	Eastern Kentucky*	L, 91-92
F26	Austin Peay*	L, 74-84
F28	at Murray State*	L, 46-52
M4	at WKU*	L, 71-85

1972-73

Overall: 12-13 • OVC: 5-9

Home: 8-6 • Away: 4-7 • Neutral: 0-0

Coach: Jimmy Earle

D2	at ULM	W, 73-69
D4	at Pan-American	W, 78-72
D11	Vanderbilt	L, 57-69
D13	UNC-Asheville	W, 87-71
J8	Bellarmine	W, 74-68
J10	MacMurray	W, 113-75
J13	at Tennessee Tech*	L, 70-75
J15	at ETSU*	W, 71-68
J17	at Georgia State	L, 62-67
J20	Morehead State*	L, 63-72
J22	Eastern Kentucky*	L, 77-80
J27	at Austin Peay*	L, 73-93
J29	Murray State*	L, 82-90
J31	at Chattanooga	W, 81-78
F3	at WKU*	L, 68-86
F8	Parsons	W, 85-67
F10	ETSU*	W, 71-58
F12	Tennessee Tech*	W, 78-67
F15	Chattanooga	L, 75-83
F17	at Eastern Kentucky*	L, 58-74
F19	at Morehead State*	L, 87-89
F22	ULM	L, 68-74
F24	at Murray State*	L, 68-71
F26	Austin Peay*	W, 87-86
M3	WKU	W, 92-80

1973-74

Overall: 18-8 • OVC: 9-5

Home: 14-1 • Away: 3-6 • Neutral: 1-1

Coach: Jimmy Earle

D1	St. Bernard	W, 108-73
D4	ULM	L, 85-87
D7	Tennessee State+	L, 59-63
D8	Nebraska+	W, 76-65
D11	Va. Commonwealth	W, 102-80
D13	Cal State-Sonoma	W, 105-76
D20	at Western Carolina	W, 92-76
D28	Tennessee State	W, 85-77
J5	Texas Wesleyan	W, 109-62
J7	Chattanooga	W, 85-74

J9	Buffalo State	W, 104-69
J12	Tennessee Tech*	W, 93-81
J14	ETSU*	W, 82-63
J19	at Morehead State*	L, 77-82
J21	at Eastern Kentucky*	L, 70-73
J26	Austin Peay*	W, 90-87 (OT)
J28	at Murray State*	W, 74-71
F2	WKU*	W, 100-89
F4	at Chattanooga	L, 94-96
F9	at ETSU*	L, 76-80
F11	at Tennessee Tech*	W, 69-67
F16	Eastern Kentucky*	W, 90-68
F18	Morehead State*	W, 82-81
F23	Murray State*	W, 90-79
F25	at Austin Peay*	L, 66-91
M2	at WKU*	L, 75-85

+ - Vanderbilt Invitational

1974-75

Overall: 23-5 • OVC: 12-2

Home: 13-0 • Away: 7-3 • Neutral: 3-2

Coach: Jimmy Earle

N29	Pennsylvania+	L, 74-101
N30	Ole Miss+	W, 79-68
D5	Wisconsin-Green Bay	W, 73-57
D7	at ULM	W, 91-81
D9	Belmont	W, 94-53
D19	Presbyterian	W, 115-64
D28	at Vanderbilt	L, 68-81
D30	David Lipscomb	W, 82-50
J4	VMI	W, 93-89
J7	at Tennessee State	W, 81-67
J11	at ETSU*	W, 80-74
J13	at Tennessee Tech*	W, 67-65
J18	Eastern Kentucky*	W, 91-70
J20	Morehead State*	W, 91-87
J25	at Murray State*	W, 84-77
J27	Austin Peay*	W, 101-70
F1	at WKU*	W, 102-95
F3	Tennessee State	W, 82-81
F8	Tennessee Tech*	W, 102-83
F10	ETSU*	W, 85-81
F15	at Morehead State*	L, 85-89
F17	at Eastern Kentucky*	W, 83-77
F22	at Austin Peay*	L, 65-70
F24	Murray State*	W, 99-90
M1	WKU*	W, 89-86
M7	Morehead State#	W, 85-68
M8	Austin Peay#	W, 89-75
M15	Oregon State\$	L, 67-78

+ - Clemson Invitational
- OVC Tournament
\$ - NCAA Tournament

1975-76

Overall: 16-12 • OVC: 6-8

Home: 12-3 • Away: 2-7 • Neutral: 2-2

Coach: Jimmy Earle

D1	Sewanee	W, 88-71
----	---------	----------



- YEAR-BY-YEAR RESULTS -

D4	Morris Harvey	W, 89-67
D8	at Alabama	L, 62-76
D13	Rio Grande	W, 89-65
D19	Clemson+	L, 46-82
D20	Army+	W, 78-71
D23	Mercer	W, 83-72
D29	Cal Poly-SLO	W, 69-64
J3	Athens College	W, 65-63
J7	Chattanooga	L, 72-83
J9	Palm Beach Atlantic	W, 93-69
J12	Western Kentucky*	L, 69-83
J17	Tennessee Tech*	W, 76-74
J19	East Tennessee*	W, 79-60
J24	at Morehead State*	L, 63-74
J26	at Eastern Kentucky*	L, 57-62
J31	at Austin Peay*	L, 55-61
F2	at Murray State*	L, 60-71
F7	at WKU*	W, 71-65
F9	Austin Peay*	L, 77-79
F14	at ETSU*	L, 74-88
F16	at Tennessee Tech*	L, 89-96
F21	Eastern Kentucky*	W, 95-75
F23	Morehead State*	W, 93-67
F25	at Marshall	W, 99-82
F28	Murray State*	W, 86-78
M1	Tennessee Tech#	W, 84-72
M4	WKU#	L, 78-88

+ - Volunteer Classic
- OVC Tournament

1976-77

Overall: 20-9 • OVC: 9-5

Home: 11-3 • Away: 7-5 • Neutral: 2-1

Coach: Jimmy Earle

D1	Arkansas-Little Rock	W, 85-54
D4	Athens College	W, 97-72
D9	Valdosta State	W, 92-75
D11	at Va. Commonwealth	W, 59-50
D13	Troy State	W, 88-67
D18	Chattanooga	L, 73-75 (OT)
D21	at Bellarmine	W, 75-70
D29	at Vanderbilt	L, 59-62
J3	at Mercer	W, 59-55 (OT)
J5	Culver-Stockton	W, 79-55
J8	at ETSU*	W, 52-51
J10	at Tennessee Tech*	W, 73-68
J15	Eastern Kentucky*	W, 86-71
J17	Morehead State*	W, 65-52
J22	at Murray State*	L, 70-71
J24	Austin Peay*	L, 62-63
J29	at WKU*	W, 67-60
J31	at Chattanooga	L, 90-101
F2	Marshall	W, 94-87
F5	Tennessee Tech*	W, 98-91 (OT)
F7	ETSU*	W, 78-67
F12	at Eastern Kentucky*	W, 71-66
F14	at Morehead State*	L, 67-74
F19	at Austin Peay*	L, 61-67
F21	Murray State*	W, 74-70

F26	WKU*	L, 74-76
M4	Morehead State#	W, 92-70
M5	Austin Peay#	W, 77-65
M13	Detroit\$	L, 76-93

- OVC Tournament
\$ - NCAA Tournament

1977-78

Overall: 18-8 • OVC: 10-4

Home: 11-2 • Away: 6-4 • Neutral: 1-2

Coach: Jimmy Earle

N17	at Oral Roberts	L, 55-58
D1	Athens College	W, 79-68
D5	Georgia College	W, 92-54
D9	Georgia Southwestern	W, 79-58
D12	at Ole Miss	W, 61-53
D17	UNC-Asheville	W, 74-62
D19	at Michigan State	L, 51-72
D28	Pepperdine+	L, 61-68
D29	Bucknell+	W, 77-65
J2	Culver-Stockton	W, 81-34
J4	Urbana College	W, 84-48
J7	at Morehead State	W, 92-59
J9	at Eastern Kentucky	W, 93-86
J14	Tennessee Tech*	L, 60-65
J16	ETSU*	W, 68-61
J21	Austin Peay*	L, 62-64
J23	at Murray State*	W, 78-77
J28	WKU*	W, 98-69
F4	Eastern Kentucky*	W, 74-73 (OT)
F6	Morehead State*	W, 37-36
F11	at Tennessee Tech*	W, 57-51
F13	at ETSU*	W, 62-53
F18	Murray State*	W, 57-56
F20	at Austin Peay*	L, 72-80
F25	at WKU*	L, 78-87
M2	Austin Peay#	L, 61-66

+ - Senior Bowl Tournament
- OVC Tournament

1978-79

Overall: 16-11 • OVC: 7-5

Home: 11-4 • Away: 4-5 • Neutral: 1-2

Coach: Jimmy Earle

N30	North Carolina Central	W, 72-55
D2	Georgia College	W, 74-54
D5	at Alabama	L, 66-89
D7	Pikeville College	W, 84-74
D9	at Mississippi State	L, 50-85
D11	Tennessee State	L, 64-69
D18	McNeese State	W, 67-61
D20	Central Arkansas	W, 87-78
D22	UNLV+	L, 83-95
D23	UC-Santa Barbara+	W, 72-65
D30	David Lipscomb	W, 91-72
J2	UNC-Asheville	W, 98-61
J6	Morehead State*	W, 99-97 (OT)
J8	Eastern Kentucky*	L, 77-81
J10	at Tennessee Tech*	L, 73-83

J14	at Austin Peay*	W, 74-58
J17	Murray State*	W, 84-71
J19	at WKU*	L, 70-72 (OT)
F3	at Eastern Kentucky*	L, 83-84
F5	at Morehead State*	W, 70-66
F8	Mercer	L, 61-64 (OT)
F10	Tennessee Tech*	L, 72-76 (OT)
F14	at Mercer	W, 62-61
F17	at Murray State*	W, 69-67
F19	Austin Peay*	W, 58-56 (OT)
F24	WKU*	W, 81-76
M2	Eastern Kentucky#	L, 81-90

+ - Rebel Roundup
- OVC Tournament

1979-80

Overall: 13-13 • OVC: 5-7

Home: 10-3 • Away: 2-9 • Neutral: 1-1

Coach: Stan Simpson

N30	St. Louis+	W, 67-65
D1	Clemson+	L, 61-94
D6	Pikeville College	W, 85-70
D8	South Alabama	L, 49-55
D10	at Tennessee State	L, 63-75
D15	at Mercer	W, 63-62
D18	Bluefield College	W, 87-39
D20	Rio Grande College	W, 77-45
D22	Mercer	W, 81-63
D31	North Alabama	W, 67-60
J3	at Centenary	L, 54-58
J5	at McNeese State	L, 53-65
J10	Tennessee Tech*	W, 65-62
J12	Akron	W, 66-55
J17	Austin Peay*	W, 78-68
J19	at Murray State*	L, 53-61
J24	WKU*	L, 68-72
J26	at Morehead State*	L, 66-68
J31	Eastern Kentucky*	W, 79-64
F2	Morehead State*	W, 75-68
F7	at Tennessee Tech*	W, 77-68
F9	at Akron	L, 71-78
F14	Murray State*	L, 62-68
F16	at Austin Peay*	L, 63-75
F21	at WKU*	L, 79-81 (3OT)
F23	at Eastern Kentucky*	L, 67-79

+ - Clemson IPTAY Tournament

1980-81

Overall: 18-9 • OVC: 9-5

Home: 11-1 • Away: 7-7 • Neutral: 0-1

Coach: Stan Simpson

N29	at Western Carolina	L, 70-77
D1	Chattanooga	W, 73-67
D3	at South Alabama	W, 80-79
D8	at North Alabama	W, 74-73
D18	Clinch Valley	W, 73-61
D20	Westmar	W, 104-66
D22	at Georgia State	W, 74-58
D30	Tennessee State	W, 69-59



- YEAR-BY-YEAR RESULTS -

J3	Morehead State*	W, 64-57
J5	Eastern Kentucky*	W, 53-42
J8	at Tennessee Tech*	W, 86-62
J10	at Akron*	W, 57-50
J15	at Austin Peay*	W, 62-61
J17	at Murray State*	L, 70-74
J22	at WKU*	L, 55-67
J24	Western Carolina	W, 66-52
J29	at Morehead State*	L, 60-61
J31	at Eastern Kentucky*	L, 53-55
F5	Tennessee Tech*	W, 53-50
F7	at Akron*	W, 90-64
F9	at Detroit	L, 60-75
F12	Murray State*	W, 67-53
F14	Austin Peay*	L, 77-81
F19	WKU*	W, 62-54
F21	at Chattanooga	L, 70-72
F25	Oral Roberts	W, 85-79
M6	Murray State#	L, 60-62

1981-82

Overall: 22-8 • OVC: 12-4

Home: 10-3 • Away: 8-3 • Neutral: 4-2

Coach: Stan Simpson

N27	Chattanooga+	L, 54-62
N28	Austin Peay+	W, 54-51
D3	South Alabama	W, 71-69 (OT)
D5	Tennessee State	L, 55-60
D10	at Morehead State*	W, 64-59
D12	at Eastern Kentucky*	W, 69-51
D17	Georgia State	W, 62-49
D19	Tennessee Tech*	W, 88-63
D21	Samford	W, 67-63 (OT)
D30	Detroit	W, 64-62 (OT)
J4	at Xavier	W, 69-48
J7	Akron*	W, 83-62
J9	Youngstown State*	W, 73-56
J14	at WKU*	L, 49-65
J16	at Tennessee State* W,	70-68 (OT)
J21	Murray State*	L, 58-59
J23	Austin Peay*	W, 64-52
J27	at Oral Roberts	L, 73-83
J30	at Tennessee Tech*	L, 61-75
F4	at Akron*	W, 65-53
F6	at Youngstown State*	W, 73-67
F13	WKU*	L, 64-75
F18	at Murray State*	W, 70-53
F20	at Austin Peay*	W, 67-56
F25	Morehead State*	W, 63-52
F27	Eastern Kentucky*	W, 62-55
M5	Murray State#	W, 56-54 (OT)
M6	WKU#	W, 54-52
M11	No. 15 Kentucky\$	W, 50-44
M13	Louisville\$	L, 56-81

+ - Coors Classic
- OVC Tournament
\$ - NCAA Tournament

1982-83

Overall: 7-20 • OVC: 3-11

Home: 5-7 • Away: 1-12 • Neutral: 1-1

Coach: Stan Simpson

N26	Tennessee State+	L, 71-77
N27	Austin Peay+	W, 87-82
N29	at Alabama	L, 58-103
D4	at South Alabama	L, 91-94
D8	WKU	W, 65-57
D11	Trinity	W, 80-55
D17	at Morehead State*	L, 84-85
D18	at Eastern Kentucky*	L, 52-57
D22	at Vanderbilt	L, 53-64
J3	Xavier	L, 57-58
J8	Youngstown State*	L, 66-73
J10	Akron*	L, 58-63
J15	at Tennessee Tech*	L, 67-82
J18	at Samford	L, 64-71
J21	at Murray State*	L, 54-61
J28	Austin Peay*	W, 81-68
F1	Georgia State	L, 60-73
F4	at Akron*	L, 76-89
F5	at Youngstown State*	L, 72-73
F12	Tennessee Tech*	W, 71-68
F18	Murray State*	L, 69-80
F21	New Orleans	L, 68-70
F23	at Georgia State	W, 76-69
F26	at Austin Peay*	L, 60-74
F28	at New Orleans	L, 67-83
M4	Morehead State*	L, 65-85
M5	Eastern Kentucky*	W, 83-70

+ - Tennessee Classic

1983-84

Overall: 11-16 • OVC: 4-10

Home: 6-6 • Away: 3-8 • Neutral: 2-2

Coach: Stan Simpson

N25	Georgia+	L, 67-83
N26	Georgia State+	W, 70-58
N30	at Memphis State	L, 47-74
D3	at Tennessee State	L, 57-58
D5	Urbana	W, 69-47
D16	Chattanooga%	L, 49-62
D17	Austin Peay%	W, 71-60
D21	at Georgia State	W, 66-57
D30	at WKU	L, 61-92
J2	Georgia College	W, 82-53
J7	at Tennessee Tech*	L, 60-70
J12	at Morehead State*	W, 57-54
J14	at Eastern Kentucky*	L, 58-63
J17	Georgia Southern	L, 54-55
J19	Youngstown State*	L, 57-59
J21	Akron*	W, 52-50 (OT)
J26	Austin Peay*	L, 58-67
J27	Murray State*	L, 76-85
F2	Tennessee State	W, 77-71
F4	Georgia State	W, 84-61
F9	at Austin Peay*	L, 57-62
F11	at Murray State*	L, 63-75

F16	Morehead State*	L, 73-88
F18	Eastern Kentucky*	W, 64-61
F23	at Youngstown State*	L, 64-75
F25	at Akron*	W, 84-64
M3	Tennessee Tech*	L, 66-68

+ - Wendy's Classic
% - Coca-Cola Classic

1984-85

Overall: 17-14 • OVC: 7-7

Home: 10-3 • Away: 3-9 • Neutral: 4-2

Coach: Bruce Stewart

N23	Georgia College	W, 65-63 (OT)
N30	Tennessee State+	W, 80-60
D1	Chattanooga+	L, 69-71
D3	at Vanderbilt	L, 82-94
D5	at Memphis State	L, 77-90
D8	Miles College	W, 103-69
D15	at Clemson	L, 75-81
D19	Urbana	W, 87-66
D23	WKU	L, 50-60
J5	Cumberland	W, 79-55
J7	Tennessee Tech*	L, 64-70
J12	Morehead State*	W, 75-63
J14	Eastern Kentucky*	W, 45-43
J19	at Youngstown State*	L, 56-57
J21	at Akron*	L, 64-80
J26	at Austin Peay*	W, 84-68
J29	at Murray State*	L, 59-63
J30	at Georgia Southern	L, 64-72
F7	Tennessee State	W, 60-59
F9	Austin Peay*	W, 61-60
F11	Murray State*	W, 65-59
F13	at Tennessee State	W, 70-65 (OT)
F16	at Morehead State*	W, 83-67
F18	at Eastern Kentucky* L,	67-69 (OT)
F21	at Tennessee Tech*	L, 70-74
F23	Youngstown State*	L, 76-82
F25	Akron*	W, 71-63
F28	Murray State#	W, 63-60
M1	Tennessee Tech#	W, 54-52
M2	Youngstown State#	W, 66-63
M14	North Carolina\$	L, 57-76

+ - Coca-Cola Classic
- OVC Tournament
\$ - NCAA Tournament

1985-86

Overall: 23-11 • OVC: 10-4

Home: 13-0 • Away: 5-7 • Neutral: 5-4

Coach: Bruce Stewart

N22	BYU-Hawaii+	W, 95-81
N23	Minnesota+	W, 92-79
N25	West Virginia State+	L, 82-85
N29	South Carolina%	W, 94-77
N30	Memphis State%	L, 63-73
D4	at Arkansas-Little Rock	L, 70-72
D7	Belmont	W, 100-71
D9	at WKU	L, 74-86





- YEAR-BY-YEAR RESULTS -

D11 at Missouri	L, 77-81
D14 Armstrong State	W, 71-54
D21 Transylvania	W, 89-57
J2 Freed-Hardeman	W, 118-52
J6 at Tennessee Tech*	W, 79-77 (OT)
J11 Murray State*	W, 81-68
J13 Austin Peay*	W, 61-57
J15 Alabama State	W, 132-101
J18 at Morehead State*	W, 107-73
J20 at Eastern Kentucky*	W, 66-57
J25 Youngstown State*	W, 84-70
J27 Akron*	W, 86-78
J29 at West Virginia	W, 72-70
F1 at Tennessee State	W, 63-62
F3 Tennessee Tech*	W, 83-80
F8 at Akron*	L, 70-72
F10 at Youngstown State*	L, 61-72
F15 at Austin Peay*	L, 66-72
F17 at Murray State*	L, 86-93
F22 Eastern Kentucky*	W, 84-74
F24 Morehead State*	W, 80-63
F26 Tennessee State	W, 85-73
M3 Eastern Kentucky#	W, 88-65
M7 Murray State#	W, 85-81
M8 Akron#	L, 63-68
M13 at Clemson\$	L, 81-99

+ - Hawaii Classic
 % - Mid-South Classic
 # - OVC Tournament
 \$ - National Invitational Tournament

1986-87

Overall: 22-7 • OVC: 11-3

Home: 12-1 • Away: 9-3 • Neutral: 1-3
Coach: Bruce Stewart

N28 at Armstrong State	W, 92-70
D2 at Old Dominion	W, 75-66
D11 Cumberland	W, 106-76
D15 McNeese State	W, 86-80
D17 Lincoln Memorial	W, 116-92
D20 at Marshall	L, 85-87
D22 Arkansas-Little Rock	W, 66-63
D29 Michigan+	W, 85-83
D30 UAB+	L, 91-93 (OT)
J5 at Tennessee Tech*	W, 114-79
J8 Kennesaw	W, 98-70
J10 at Murray State*	W, 64-57
J12 at Austin Peay*	W, 94-88
J17 Morehead State*	W, 81-72
J19 Eastern Kentucky*	W, 89-83
J24 at Youngstown State*	W, 93-88
J26 at Akron*	L, 78-96
J31 at Tennessee State	W, 66-65
F2 Tennessee Tech*	W, 116-65
F7 Akron*	W, 64-62
F9 Youngstown State* W,	88-79 (OT)
F11 at Alabama State	W, 81-79
F14 Austin Peay*	L, 73-76
F16 Murray State*	W, 90-76

F21 at Eastern Kentucky*	L, 86-89
F23 at Morehead State*	W, 84-74
F26 Tennessee State	W, 72-67
M6 Austin Peay#	L, 83-87
M12 Notre Dame\$	L, 71-84
+ - UAB Classic	
# - OVC Tournament	
\$ - NCAA Tournament	

1987-88

Overall: 23-11 • OVC: 11-3

Home: 12-2 • Away: 6-5 • Neutral: 5-4
Coach: Bruce Stewart

N21 Virginia Tech+	W, 88-85
N24 Seton Hall&	L, 61-93
D2 Cumberland	W, 127-57
D5 at McNeese State	W, 84-69
D10 Georgia College	W, 79-73
D12 Chattanooga	W, 92-76
D15 LA Tech	L, 63-64
D18 UNC-Charlotte%	L, 63-78
D19 Miami (OH)%	W, 81-72
D22 Marshall	W, 91-80
J2 Kennesaw	W, 103-71
J7 at LA Tech	L, 67-72
J11 Akron	W, 82-78
J13 Tennessee Tech*	W, 69-67 (OT)
J16 at Youngstown State*	W, 78-61
J18 at Akron*	L, 72-76
J23 Murray State*	L, 67-79
J25 Austin Peay*	W, 74-67
J30 at Morehead State*	W, 100-85
F1 at Eastern Kentucky*	L, 70-88
F5 at Tennessee State*	W, 98-83
F8 at Arkansas State	L, 71-79
F12 Eastern Kentucky*	W, 87-75
F15 Morehead State*	W, 109-95
F20 Tennessee State*	W, 92-87
F22 Youngstown State*	W, 78-58
F27 at Austin Peay*	W, 73-70
F29 at Murray State*	L, 66-82
M3 at Tennessee Tech* W,	92-89 (2OT)
M7 Youngstown State#	W, 81-76
M11 Austin Peay#	L, 82-94
M18 Tennessee\$	W, 85-80
M22 Georgia\$	W, 69-59
M26 Boston College\$	L, 69-78

- OVC Tournament
 + - Big Apple NIT (Preseason)
 & - at Rutgers University
 % - UK Invitational Tournament
 \$ - National Invitational Tourn. (Post-season)

1988-89

Overall: 23-8 • OVC: 10-2

Home: 13-0 • Away: 5-6 • Neutral: 5-2
Coach: Bruce Stewart

N28 Kennesaw	W, 93-56
--------------	----------

D3 at Wright State	L, 71-88
D5 at Akron	L, 65-81
D8 Tennessee Wesleyan	W, 143-68
D10 Alabama State	W, 111-83
D17 at Chattanooga	W, 88-87
D20 LA Tech	W, 91-87
D22 Arkansas State	W, 93-92 (2OT)
D27 Clemson+	L, 77-81
D29 Chicago State+	W, 85-71
D30 Colorado+	W, 107-105 (OT)
J4 at Alabama State	L, 96-102
J7 Akron	W, 99-94
J9 Tennessee State*	W, 89-60
J12 at LA Tech	L, 71-72
J16 at Tennessee Tech*	W, 79-77
J21 Eastern Kentucky*	W, 82-67
J23 Morehead State*	W, 108-68
J28 at Austin Peay*	W, 95-84
J30 at Murray State*	L, 67-71
F4 at Tennessee State*	W, 104-71
F8 Wright State	W, 83-51
F11 Murray State*	W, 85-84
F13 Austin Peay*	W, 111-105 (OT)
F18 at Morehead State*	L, 99-101
F20 at Eastern Kentucky*	W, 81-63
F25 Tennessee Tech*	W, 89-68
M8 Eastern Kentucky#	W, 81-64
M9 Austin Peay#	W, 82-79
M16 No. 16 Florida State\$	W, 97-83
M18 Virginia\$	L, 88-104
+ - Far West Classic	
# - OVC Tournament	
\$ - NCAA Tournament	

1989-90

Overall: 12-16 • OVC: 6-7

Home: 8-6 • Away: 4-8 • Neutral: 0-2
Coach: Bruce Stewart

N30 Tusculum	W, 104-56
D4 at Akron	W, 64-61
D9 at LA Tech	L, 77-98
D16 Kennesaw	W, 75-62
D18 Cleveland State	L, 65-67 (OT)
D21 Arkansas State	L, 55-70
D23 Alcorn State	W, 85-76
D29 Cal State-Fullerton+	L, 69-77
D30 ULM+	L, 70-81
J3 at Alabama State	L, 97-107
J6 at Cleveland State	L, 69-76
J8 Tennessee Tech*	L, 75-100
J11 LA Tech	W, 84-75
J15 at Tennessee St.*	L, 0-2 (Forfeit)
J20 Murray State*	L, 71-80
J22 Austin Peay*	L, 62-67
J27 at Morehead State*	W, 67-65
J29 at Eastern Kentucky*	L, 51-67
F3 at Tennessee Tech*	L, 69-79
F5 Akron	W, 80-76
F10 Eastern Kentucky*	L, 66-81
F12 Morehead State*	W, 89-76



- YEAR-BY-YEAR RESULTS -

F17	at Austin Peay*	W, 100-78
F19	at Murray State*	W, 81-76
F22	Alabama State	W, 110-90
F24	Tennessee State*	W, 111-97
F26	at Arkansas State	L, 89-93
M3	at Eastern Kentucky#	L, 52-65
+ - Cowboy Shootout		
# - OVC Tournament		

1990-91

Overall: 21-9 • OVC: 6-6

Home: 9-4 • Away: 9-4 • Neutral: 3-1

Coach: Bruce Stewart

N23	Mississippi Valley State	W, 89-77
N26	Kennesaw	W, 97-77
N29	at South Carolina State	L, 73-75
D1	at Georgia Southern	W, 80-77
D4	Grambling	W, 96-87
D8	at Memphis State	L, 60-75
D13	Belmont	W, 73-55
D15	at Alcorn State	W, 83-71
D20	Georgia Southern	W, 80-76 (OT)
D28	Coppin State+	W, 73-67
D29	Samford+	W, 62-50
J7	FIU	W, 86-72
J12	Austin Peay*	L, 72-80
J14	Murray State*	L, 66-70
J19	at Eastern Kentucky*	L, 73-83
J21	at Morehead State*	W, 64-58
J26	Tennessee Tech*	L, 68-73
J28	Tennessee State*	W, 92-80
J30	South Carolina State	W, 81-63
F2	at FIU	W, 94-77
F6	at Grambling	W, 114-85
F9	at Tennessee State*	W, 112-90
F11	at Tennessee Tech*	W, 95-88
F16	Morehead State*	W, 70-68
F18	Eastern Kentucky*	L, 74-79
F23	at Murray State*	L, 86-91
F25	at Austin Peay*	W, 94-90
M2	at Austin Peay#	W, 87-83
M6	Eastern Kentucky#	W, 83-66
M7	at Murray State#	L, 67-79
+ - MVP Classic		
# - OVC Tournament		

1991-92

Overall: 16-11 • OVC: 9-5

Home: 9-2 • Away: 6-7 • Neutral: 1-2

Coach: David Farrar

N23	at Arkansas-Little Rock	W, 61-60
N25	Lipscomb	W, 79-66
N27	at LSU	L, 65-96
D5	at Tennessee	L, 83-86
D7	at Mississippi Valley State	W, 87-67
D14	at Murray State*	L, 74-98
D20	South Alabama+	L, 71-76
D21	Slippery Rock+	W, 72-46
J2	Oral Roberts	W, 100-78

J6	at Cincinnati	L, 70-79
J11	Southeast Missouri*	W, 61-58
J13	Austin Peay*	W, 84-71
J15	UT-Martin	W, 94-55
J18	at Tennessee State*	W, 55-50
J20	at Tennessee Tech*	L, 90-99 (OT)
J25	Morehead State*	W, 80-72
J27	Eastern Kentucky*	W, 73-68
F1	Murray State*	L, 83-84
F8	at Eastern Kentucky*	L, 79-86
F10	at Morehead State*	W, 92-85
F15	Tennessee Tech*	W, 97-76
F17	Tennessee State*	W, 68-49
F22	at Austin Peay*	L, 73-75
F24	at Southeast Missouri*	W, 87-76
F29	at College of Charleston	W, 70-68
M3	Arkansas State	L, 60-76
M6	Morehead State#	L, 80-81
+ - Blue Angels Classic		
# - OVC Tournament		

1992-93

Overall: 10-16 • OVC: 5-11

Home: 8-5 • Away: 1-10 • Neutral: 1-1

Coach: David Farrar

D1	Livingston State	W, 88-74
D4	Lehigh+	W, 89-73
D5	Colorado+	L, 57-97
D12	at Minnesota	L, 65-88
D21	at Oral Roberts	L, 75-78
D23	Cleveland State	W, 77-69
J2	Southern Univ.	W, 70-69 (OT)
J4	at Missouri-Kansas City	L, 65-73
J9	Morehead State*	W, 76-65
J11	Eastern Kentucky*	L, 65-80
J13	Tennessee State*	L, 70-78
J18	at UT-Martin*	L, 67-71
J23	at Tennessee Tech*	W, 86-73
J27	Austin Peay*	W, 73-55
J30	at Southeast Missouri*	L, 69-80
F1	at Murray State*	L, 73-76
F6	Oral Roberts	W, 93-76
F8	UT-Martin*	W, 70-60
F11	at Tennessee State*	L, 67-84
F13	Vanderbilt	L, 51-81
F15	Tennessee Tech*	L, 63-65
F20	at Morehead State*	L, 59-81
F22	at Eastern Kentucky*	L, 64-66
F25	at Austin Peay*	L, 51-57
F27	Southeast Missouri*	L, 63-67 (OT)
M1	Murray State*	W, 79-74 (OT)
+ - Mile High Classic		

1993-94

Overall: 8-19 • OVC: 5-11

Home: 8-5 • Away: 0-12 • Neutral: 0-2

Coach: David Farrar

N27	UNC-Greensboro	L, 56-70
D1	Oral Roberts	W, 94-77

D3	Minnesota	L, 76-90
D7	at TCU	L, 56-65 (OT)
D11	Alabama-Huntsville	W, 92-61
D18	Missouri-Kansas City	W, 82-67
D21	at Cleveland State	L, 59-67
D29	at New Mexico+	L, 56-69
D30	St. Bonaventure+	L, 69-83
J3	at UT-Martin*	L, 64-70 (OT)
J6	at Southern Univ.	L, 86-96
J12	Austin Peay*	W, 78-69
J15	at Murray State*	L, 76-102
J17	at Southeast Missouri*	L, 77-99
J19	Tennessee State*	L, 56-66
J22	at Eastern Kentucky*	L, 72-88
J24	at Morehead State*	L, 58-60
J29	Tennessee Tech*	L, 68-69
J31	UT-Martin*	W, 66-60
F5	at Tennessee State*	L, 58-82
F12	Murray State*	L, 86-116
F14	Southeast Missouri*	W, 94-68
F17	at Tennessee Tech*	L, 69-73
F22	at Austin Peay*	L, 65-87
F26	Morehead State*	W, 74-65
F28	Eastern Kentucky*	W, 82-75
M3	Tennessee State#	L, 60-61
+ - Lobo Invitational		
# - OVC Tournament		

1994-95

Overall: 12-15 • OVC: 5-11

Home: 9-7 • Away: 3-7 • Neutral: 0-1

Coach: David Farrar

N26	North Georgia	W, 72-64
D3	Lyon	W, 75-68
D6	Alabama-Huntsville	W, 72-50
D10	Valdosta State	W, 83-62
D21	TCU	L, 78-100
D29	Radford	L, 57-60
D31	at Minnesota	L, 57-98
J3	UT-Martin*	L, 64-66
J7	at Austin Peay*	W, 77-74
J11	Southern Univ.	W, 81-78
J14	Murray State*	L, 74-89
J16	Southeast Missouri*	W, 65-63
J18	at Tennessee State*	L, 85-98
J21	Eastern Kentucky*	W, 72-68
J23	Morehead State*	L, 74-87
J28	Tennessee Tech*	L, 75-77
J30	at UT-Martin*	L, 69-76
F1	Vanderbilt	W, 93-90 (OT)
F9	at Tennessee Tech*	L, 65-78
F11	at Southeast Missouri*	L, 63-78
F13	at Murray State*	L, 74-87
F18	Tennessee State*	W, 77-76 (OT)
F20	Austin Peay*	L, 57-67
F22	at Southern Univ.	W, 65-63 (OT)
F25	at Morehead State*	L, 61-65
F27	at Eastern Kentucky*	W, 82-78 (OT)
M2	Murray State#	L, 67-75
# - OVC Tournament		



- YEAR-BY-YEAR RESULTS -

1995-96

Overall: 15-12 • OVC: 9-7

Home: 10-4 • Away: 5-7 • Neutral: 0-1

Coach: David Farrar

N25	Indiana State	W, 81-78
N27	at Oral Roberts	W, 91-74
N30	at TCU	L, 83-86
D4	Truman State	W, 66-51
D9	at Radford	L, 77-92
D16	New Orleans	L, 67-69
D19	North Carolina A&T	W, 64-53
D23	at Vanderbilt	L, 56-70
J2	Wisconsin-Parkside	W, 65-64
J6	Austin Peay*	W, 88-69
J11	at Tennessee Tech*	W, 78-68
J13	Southeast Missouri*	L, 64-65
J16	Tennessee State*	W, 86-74
J20	at Morehead State*	L, 59-68
J22	at Eastern Kentucky*	L, 64-70
J24	Southern Univ.	W, 88-73
J27	UT-Martin*	W, 81-68
J29	Murray State*	L, 72-73
F3	at Austin Peay*	W, 75-66
F10	at Tennessee State*	W, 79-74
F12	at Southeast Missouri*	W, 78-75
F15	Tennessee Tech*	L, 71-77 (OT)
F17	Eastern Kentucky*	W, 74-70
F19	Morehead State*	W, 73-71
F24	at Murray State*	L, 67-80
F26	at UT-Martin*	L, 83-91
F29	Tennessee Tech#	L, 69-89

- OVC Tournament

1996-97

Overall: 19-12 • OVC: 11-7

Home: 12-1 • Away: 4-9 • Neutral: 3-2

Coach: Randy Wiel

N22	Montana+	W, 66-63
N23	Providence+	W, 77-75
N24	Alabama+	L, 74-77
N27	Montreat	W, 98-52
N30	at New Orleans	L, 54-66
D2	Murray State*	W, 85-72
D7	at Southern Univ.	W, 91-67
D14	Chattanooga	W, 83-73
D16	Belmont	W, 94-76
D19	at Indiana State	L, 66-92
D29	Sue Bennett	W, 127-70
J4	at Eastern Kentucky*	L, 77-79
J6	at Morehead State*	W, 78-72
J9	Tennessee State*	W, 72-70
J11	Tennessee Tech*	W, 80-72
J18	Southeast Missouri*	L, 76-78
J20	Eastern Illinois*	W, 83-72
J23	at Austin Peay*	L, 74-82
J25	at Murray State*	L, 72-78
J27	at UT-Martin*	L, 59-61
J30	Morehead State*	W, 98-86
F1	at North Carolina	L, 49-99

F3	Eastern Kentucky*	W, 91-58
F6	Austin Peay*	W, 68-65
F8	at Tennessee Tech*	L, 68-77
F13	at Tennessee State*	W, 82-75
F15	at Eastern Illinois*	W, 77-55
F17	at Southeast Missouri*	L, 76-85
F22	UT-Martin*	W, 96-71
F25	Southeast Missouri#	W, 89-74
F28	Murray State#	L, 48-74

+ - Top of the World Classic

- OVC Tournament

1997-98

Overall: 19-9 • OVC: 12-6

Home: 10-2 • Away: 8-6 • Neutral: 1-1

Coach: Randy Wiel

N14	at North Carolina	L, 56-84
N20	at Belmont	W, 58-38
N24	at Chattanooga	W, 87-68
N29	at North Carolina A&T	W, 75-64
D6	at Tennessee Tech*	W, 67-48
D13	at Kansas	L, 68-103
D18	Carson-Newman	W, 70-54
D22	Erskine	W, 74-40
D30	Presbyterian	W, 60-42
J3	Murray State*	W, 76-71 (OT)
J5	UT-Martin*	W, 66-46
J8	at Eastern Illinois*	L, 74-85
J10	at Southeast Missouri*	W, 70-55
J13	Tennessee Tech*	W, 80-60
J15	Austin Peay*	W, 63-38
J17	Tennessee State*	W, 67-57
J22	at Eastern Kentucky*	W, 96-89
J24	at Morehead State*	W, 77-64
J29	at Murray State*	L, 75-78
J31	at UT-Martin*	W, 78-54
F5	Eastern Illinois*	W, 67-65
F7	Southeast Missouri*	L, 76-85
F12	at Austin Peay*	L, 69-73 (OT)
F14	at Tennessee State*	L, 76-81
F19	Eastern Kentucky*	L, 54-55
F21	Morehead State*	W, 74-61
F24	Eastern Kentucky#	W, 61-49
F28	Tennessee State#	L, 70-74

- OVC Tournament

1998-99

Overall: 12-19 • OVC: 9-9

Home: 7-6 • Away: 4-10 • Neutral: 1-3

Coach: Randy Wiel

N16	ETSU	L, 59-64
N21	Erskine	W, 83-59
N24	at Marist	L, 61-65
N28	at ETSU	L, 64-80
N30	No. 3 North Carolina	L, 54-75
D3	at WKU	L, 45-51
D5	Tennessee Tech*	W, 67-56
D12	Belmont	L, 72-79
D21	N.C. State^	L, 59-91

D22	UAB^	L, 60-85
D23	at American Univ.^	W, 93-78
J2	at UT-Martin*	W, 56-50
J4	at Murray State*	L, 74-84
J7	Southeast Missouri*	L, 63-73
J9	Eastern Illinois*	L, 73-75
J12	at Tennessee Tech*	L, 69-75 (OT)
J14	at Tennessee State*	W, 70-60
J16	at Austin Peay*	L, 70-71
J21	Morehead State*	W, 75-62
J23	Eastern Kentucky*	W, 82-67
J28	UT-Martin*	W, 80-78 (OT)
J30	Murray State*	L, 62-81
F1	at Belmont	L, 75-79
F4	at Southeast Missouri*	L, 55-69
F6	at Eastern Illinois*	L, 62-72
F11	Tennessee State*	W, 78-74
F13	Austin Peay*	W, 87-81
F18	at Morehead State*	L, 74-75
F20	at Eastern Kentucky*	W, 72-65
F23	Tennessee State#	W, 75-68
F27	Southeast Missouri#	L, 74-82

^ - Puerto Rico Christmas Shootout

- OVC Tournament

1999-00

Overall: 15-13 • OVC: 10-8

Home: 10-4 • Away: 4-8 • Neutral: 1-1

Coach: Randy Wiel

N22	Tennessee Temple	W, 69-55
N27	Marist	W, 76-55
D2	Eastern Illinois*	L, 72-76
D5	No. 6 Kansas	L, 77-97
D10	at #16 Tennessee	L, 77-78
D20	Martin Methodist	W, 87-79
D23	at Central Florida	L, 77-88
D30	at Campbell	L, 66-73
J6	at Eastern Kentucky*	L, 83-85
J8	at Morehead State*	W, 77-73
J10	Southeast Missouri*	L, 48-61
J13	Belmont	W, 84-73
J15	at Tennessee Tech*	L, 66-78
J18	at Eastern Illinois*	L, 63-69
J20	Austin Peay*	L, 63-74
J22	Tennessee State*	W, 80-73
J27	at Murray State*	W, 81-79
J29	at UT-Martin*	W, 71-63
F3	Eastern Kentucky*	W, 94-71
F5	Morehead State*	W, 69-67
F8	at Southeast Missouri*	L, 56-76
F12	Tennessee Tech* W,	108-104 (4OT)
F17	at Austin Peay*	L, 74-84
F19	at Tennessee State*	W, 100-85
F24	Murray State*	W, 82-79
F26	UT-Martin*	W, 96-78
F29	Tennessee Tech#	W, 87-70
M4	Southeast Missouri#	L, 60-78

- OVC Tournament



- YEAR-BY-YEAR RESULTS -

2000-01

Overall: 5-22 • Sun Belt: 1-15
Home: 4-9 • Away: 1-11 • Neutral: 0-2
Coach: Randy Wiel

N17	St. Francis	W, 93-59
N20	at Tennessee State	L, 71-75
N27	at No. 2 Kansas	L, 66-92
D2	at IUPUI	L, 70-78
D4	at Rice	W, 75-73 (OT)
D9	Tennessee State	W, 79-77
D12	Central Florida	L, 64-68
D15	No. 4 Tennessee%	L, 83-99
D18	Campbell	W, 78-73
D21	Radford	L, 73-80
J4	Arkansas State*	L, 61-73
J6	North Texas*	W, 105-71
J11	FIU*	L, 59-61
J13	at South Alabama*	L, 64-72
J18	Denver*	L, 57-59
J20	Arkansas-Little Rock*	L, 56-77
J25	at LA Tech*	L, 55-75
J27	at New Orleans*	L, 56-69
J29	at Arkansas-Little Rock*	L, 53-66
F1	WKU*	L, 63-71
F3	at FIU*	L, 61-66
F10	at Arkansas State*	L, 66-86
F15	LA Tech*	L, 53-68
F17	at Louisiana*	L, 57-85
F22	New Mexico State*	L, 60-81
F24	at WKU*	L, 51-92
M2	New Orleans#	L, 61-66 (OT)
\$ - at Gaylord Entertainment Center		
# - Sun Belt Championships		

2001-02

Overall: 14-15 • Sun Belt: 6-8
Home: 11-2 • Away: 2-11 • Neutral: 1-2
Coach: Randy Wiel

N17	Bryan College	W, 115-59
N21	IUPUI	W, 76-72
N24	UNC-Greensboro	W, 74-58
N26	at Belmont	L, 59-65
D1	at Radford	L, 53-72
D4	Rice	W, 65-52
D6	UT-Martin+	L, 71-76
D8	Tennessee State	W, 88-79
D15	at UT-Pan Am	L, 64-66
D20	at East Carolina	L, 71-81
D28	at South Alabama*	L, 51-59
D30	at New Orleans*	W, 69-64
J5	at FIU*	L, 60-67
J10	New Mexico State* L, 88-94 (3OT)	
J12	Louisiana*	W, 69-64
J16	WKU* (FSS)	L, 45-55
J19	at North Texas*	L, 63-85
J21	at Tennessee	L, 56-74
J24	Arkansas State*	W, 83-64
J26	Arkansas-Little Rock*	W, 68-65
J31	at IP-Fort Wayne	W, 90-80

F2	FIU*	W, 71-69
F4	UT-Pan Am	W, 70-52
F7	at Arkansas State*	L, 51-83
F9	at Arkansas-Little Rock*	L, 52-71
F16	Denver*	W, 62-47
F23	at WKU* (CSS)	L, 61-65
M1	South Alabama#	W, 48-47
M3	New Mexico State#	L, 48-63
+ - at Jackson, Tenn.		
# - Sun Belt Championships		

2002-03

Overall: 16-14 • Sun Belt: 10-5
Home: 9-5 • Away: 4-8 • Neutral: 3-1
Coach: Kermit Davis

N22	East Carolina	L, 63-65
N25	at #4 Alabama	L, 65-80
N27	UT-Martin	W, 88-77
N30	at UNC-Greensboro	L, 58-70
D4	Tennessee Tech	L, 66-70
D6	at Purdue^	L, 56-85
D7	IUPUI^	W, 64-60
D16	Murray State	L, 72-79
D18	Christian Brothers	W, 74-57
D21	at Austin Peay	L, 71-79 (OT)
D27	Kennesaw State	W, 66-62
J1	at Murray State	L, 64-76
J4	WKU*	W, 69-65
J9	at Arkansas State*	W, 65-58
J11	at UALR*	L, 62-71 (OT)
J16	South Alabama*	L, 53-64
J18	New Orleans*	W, 77-60
J23	at New Mexico State*	W, 70-68
J25	at Louisiana*	L, 65-71
J28	IP-Fort Wayne	W, 71-52
F1	FIU* (ESPN)	W, 60-58
F6	North Texas*	W, 76-55
F8	at Denver*	W, 80-68
F13	Arkansas State*	W, 79-55
F15	Arkansas-Little Rock*	L, 58-74
F22	at FIU*	W, 80-70
M1	at WKU* (ESPN)	L, 75-89
M9	South Alabama#	W, 72-69
M10	Denver#	W, 83-59
M11	WKU#	L, 52-64
^ - Boilermaker Invitational		
\$ - Sun Belt Championships		

2003-04

Overall: 17-12 • Sun Belt: 8-6
Home: 10-3 • Away: 5-7 • Neutral: 2-2
Coach: Kermit Davis

N24	Covenant College	W, 86-53
N29	at Wyoming	L, 63-84
D4	Alabama State	W, 71-48
D6	at Tennessee Tech	L, 63-87
D13	Tennessee Wesleyan	W, 94-51
D17	at Alabama State	W, 67-62
D20	at No. 16 Cincinnati	L, 54-89

D23	Austin Peay	W, 70-56
D29	Chattanooga%	L, 75-82
D30	South Carolina State%	W, 86-76
J2	at Virginia Comm	L, 61-66
J6	IP-Fort Wayne	W, 72-65
J8	Wyoming	W, 76-63
J15	Arkansas State*	W, 92-86 (OT)
J17	Arkansas-Little Rock*	L, 66-68
J22	at South Alabama*	W, 72-63
J24	at New Orleans*	W, 78-75 (OT)
J29	New Mexico State*	L, 76-81
J31	Louisiana*	L, 64-74
F5	at WKU*	L, 66-70
F7	at FIU*	W, 54-53
F12	at North Texas*	L, 64-69
F14	Denver*	W, 65-48
F19	at Arkansas State*	W, 70-69
F21	at Arkansas-Little Rock*	L, 54-59
F26	WKU*	W, 73-59
M1	FIU*	W, 60-42
M7	WKU#	W, 76-62
M8	Louisiana#	L, 66-70
% - Dr Pepper Classic		
# - Sun Belt Championships		

2004-05

Overall: 19-12 • Sun Belt: 7-7
Home: 10-3 • Away: 5-6 • Neutral: 4-3
Coach: Kermit Davis

N19	Lambuth	W, 95-54
N23	at Rice	L, 62-67
N27	vs. Mississippi Valley St. \$	L, 58-71
N29	Belmont	W, 66-47
D2	Tennessee Wesleyan	W, 81-46
D5	Tennessee State	W, 96-94
D11	Mississippi Valley State	W, 75-54
D20	vs. Toledo%	W, 70-65
D21	vs. Auburn%	L, 74-79
D22	vs. Delaware%	W, 73-69 (OT)
D27	at Villanova	L, 62-81
D30	at Austin Peay	W, 74-70
J2	Virginia Commonwealth	W, 59-55
J5	at IP-Fort Wayne	W, 66-61
J10	Arkansas-Little Rock*	W, 85-50
J13	at Arkansas State*	W, 70-68
J15	at Arkansas-Little Rock*	L, 62-69
J20	South Alabama*	L, 56-59
J22	New Orleans*	L, 60-66
J27	at New Mexico State*	W, 65-50
J29	at Louisiana*	L, 44-54
F3	WKU*	L, 56-61
F5	FIU*	W, 82-69
F10	North Texas*	W, 79-64
F12	at Denver*	L, 71-83
F17	Arkansas State*	W, 80-60
F19	Portland State^	W, 83-62
F24	at WKU*	L, 83-85 (OT)
F28	at FIU*	W, 91-81
M4	vs. New Mexico State#	W, 77-63
M6	vs. ULL#	L, 57-71





- YEAR-BY-YEAR RESULTS -

§ - Greenville, Miss.
 % - San Juan Shootout, San Juan, Puerto Rico
 ^ - Bracket Buster
 # - Sun Belt Championships

2005-06

Overall: 16-12 • Sun Belt: 8-6
 Home: 9-3 • Away: 6-8 • Neutral: 1-1
 Coach: Kermit Davis

N21 Utah State	W, 60-59
N26 at Indiana State	L, 79-85 (OT)
N29 Chattanooga	W, 81-71
D3 at Portland State	W, 65-62
D5 at Utah State	L, 61-79
D10 at Belmont	W, 87-75
D18 Freed-Hardeman	W, 92-48
D20 at No. 10 Louisville §	L, 68-76
D21 vs. Florida Atlantic §	W, 90-76
D28 Austin Peay	L, 67-83
D31 at Tennessee State	W, 67-57
J4 at No. 4 Memphis	L, 50-83
J7 at WKU*	L, 48-80
J12 Arkansas State *	W, 77-68
J14 Arkansas-Little Rock *	L, 66-68
J19 at South Alabama *	L, 63-75
J21 at Troy *	L, 57-70
J26 New Orleans *	W, 86-65
J28 Louisiana*	W, 73-59
F4 at FIU *	W, 66-64
F9 at North Texas *	W, 62-60
F11 Denver *	L, 62-72
F13 South Dakota State	W, 89-82 (OT)
F16 at Arkansas State *	L, 74-75
F18 at Ark.-Little Rock *	W, 68-58
F23 WKU *	W, 80-74
F27 FIU *	W, 82-58
M5 Denver #	L, 57-58

§ - Billy Minardi Classic, Louisville, Ky.
 # - Sun Belt Championships

2006-07

Overall: 15-17 • Sun Belt: 8-10
 Home: 7-6 • Away: 7-7 • Neutral: 1-4
 Coach: Kermit Davis

N10 at No. 25 Tennessee	L, 52-83
N13 Cumberland Univ.	W, 60-47
N17 vs. No. 10 Alabama §	L, 62-71
N18 vs. Toledo §	L, 69-75 (OT)
N20 vs. College of Charleston §	L, 56-64
N27 Belmont	W, 64-57
N30 Indiana State	W, 65-58
D4 Tennessee State	W, 67-56
D17 ULM*	L, 65-67
D20 at Austin Peay	L, 63-64 (OT)
D23 at No. 18 Memphis	L, 46-86
D28 WKU*	L, 64-73
D31 at FIU*	W, 60-46
J2 at South Alabama*	W, 59-51

J6 Troy*	L, 57-71
J10 at Florida Atlantic*	W, 72-68
J13 at New Orleans*	W, 76-67
J17 Arkansas State*	L, 51-54
J20 at UALR*	W, 61-60
J25 at North Texas*	L, 53-66
J27 Louisiana*	W, 71-59
J29 at South Dakota State	W, 57-56
F1 Denver*	W, 75-49
F3 South Alabama*	L, 38-61
F8 at ULM*	L, 76-82
F10 at WKU*	L, 53-65
F15 FIU*	L, 67-69
F22 at Troy*	L, 70-73
F24 Florida Atlantic*	W, 79-59
F28 at Troy#	W, 72-64
M4 vs. South Alabama#	W, 63-60 (OT)
M5 vs. North Texas#	L, 52-59

§ - Paradise Jam, St. Thomas, Virgin Islands
 # - Sun Belt Championships, Lafayette, La.

2007-08

Overall: 17-15 • Sun Belt: 11-7
 Home: 10-3 • Away: 4-8 • Neutral: 3-4
 Coach: Kermit Davis

N15 San Jose State §	L, 77-78
N16 Lipscomb §	W, 68-62
N17 Appalachian State §	L, 79-84
N20 at No. 7 Tennessee	L, 40-109
N23 Tennessee Wesleyan	W, 91-48
N26 at Belmont	L, 62-85
D1 at Houston	L, 68-83
D12 Belmont	W, 86-80 (OT)
D15 No. 2 Memphis &	L, 41-65
D18 FIU *	W, 72-63
D22 at South Alabama *	L, 61-75
D29 Austin Peay	L, 75-78
J2 at WKU *	L, 51-62
J5 Denver *	W, 68-50
J9 Florida Atlantic *	W, 61-57
J16 at Troy *	W, 65-64
J19 New Orleans *	L, 75-82 (OT)
J24 at ULM*	L, 69-82
J27 North Texas *	W, 69-60
J31 at Louisiana*	W, 57-51
F4 at Arkansas State *	W, 89-86 (OT)
F7 UALR *	W, 63-46
F9 at FIU*	L, 60-66
F14 South Alabama *	W, 76-70
F16 WKU *	L, 66-71
F21 at Denver *	W, 65-58
F23 at Florida Atlantic *	L, 67-75
M1 Troy *	W, 81-58
M5 ULM #	W, 74-69
M9 vs. Troy ^	W, 65-59
M10 at South Alabama ^	W, 82-73
M11 vs. WKU ^	L, 57-67

§ - First Shot Exempt Tournament,

Murfreesboro, Tenn.
 & - Sun Belt Classic, Sommet Center, Nashville, Tenn.
 * - Sun Belt Conference Game
 # - First Round SBC Championships, Murfreesboro, Tenn.
 ^ - SBC Championships, Mobile, Ala.

2008-09

Overall: 18-14 • Sun Belt: 10-8
 Home: 10-6 • Away: 6-7 • Neutral: 2-1
 Coach: Kermit Davis

N14 Trevecca	W, 94-53
N16 Houston Baptist	W, 80-63
N21 No. 13 Tennessee	L, 66-76
N24 at Vanderbilt	L, 57-65
D2 Houston	L, 67-70
D7 SIU-Edwardsville	W, 80-51
D11 Troy*	W, 81-53
D15 UT-Martin	L, 65-72
D17 at Belmont University	L, 69-82
D20 vs UC-Irvine+	W, 65-52
D21 vs Norfolk State+	W, 77-56
D22 at Missouri State+	W, 63-51
D31 at North Texas	W, 89-80 (OT)
J3 at South Alabama*	W, 82-67
J8 Florida Atlantic*	W, 59-57
J10 FIU*	W, 68-63
J15 at WKU*	L, 61-63
J17 at UALR*	L, 65-70
J22 Arkansas State*	W, 60-57
J24 at New Orleans*	L, 65-69
J29 Louisiana*	W, 83-76
J31 ULM*	W, 77-54
F5 at Denver*	L, 51-63
F7 at Houston Baptist*	W, 89-77
F12 at Troy*	L, 64-70
F14 North Texas*	L, 78-89
F19 South Alabama*	L, 57-63
F21 at Florida Atlantic*	W, 74-68
F26 at FIU*	W, 71-66
F28 WKU*	L, 49-68
M4 Arkansas State#	W, 69-62
M8 vs North Texas^	L, 79-88

+ - Basketball Traveler's Tip-Off Classic, Springfield, Mo.
 * - Sun Belt Conference Game
 # - First Round SBC Championships, Murfreesboro, Tenn.)
 ^ - SBC Championships, Hot Springs, Ark.

2009-10

Overall: 19-14 • Sun Belt: 13-5
 Home: 12-4 • Away: 7-8 • Neutral: 0-2
 Coach: Kermit Davis

N13 King College	W, 93-73
N15 at Ohio University#	L, 68-81
N17 at Marshall#	L, 60-63



- YEAR-BY-YEAR RESULTS -

N19	Lamar University#	W, 74-66
N23	at North Carolina A&T#	L, 56-65
N27	Cumberland University	W, 87-54
D2	at UAB	L, 64-65
D8	Belmont	L, 71-83
D11	vs. No. 9/9 Tennessee^	L, 54-75
D13	SIU-Edwardsville	W, 83-58
D22	Howard University	W, 69-51
D31	at New Orleans*	W, 63-58
J2	Louisiana*	W, 68-58
J4	at Vanderbilt	L, 53-73
J7	at Arkansas State*	L, 67-69
J9	at UALR*	W, 66-52
J14	FIU*	L, 58-65
J16	Florida Atlantic*	L, 60-61
J18	WKU*	W, 47-46
J21	at ULM*	W, 69-60
J23	at WKU*	W, 84-74
J28	New Orleans*	W, 66-46
J30	North Texas*	W, 69-64
F4	Troy*	L, 67-70
F6	at South Alabama*	W, 80-68
F11	Denver*	W, 57-50
F13	Houston Baptist	W, 109-79
F18	at Troy*	L, 62-66
F20	South Alabama*	W, 81-54
F25	at FIU*	W, 74-71
F27	at Florida Atlantic*	W, 66-57
M7	vs. Denver!	L, 58-73
M17	at Missouri State\$	L, 79-87

- Global Sports Challenge
^ - Sommet Center
* - Sun Belt Conference game
! - QF, Sun Belt Championships - (Hot Springs, Ark.)
\$ - CollegelInsider.com Tournament - (Springfield, Mo.)

2010-11

Overall: 16-16 • Sun Belt: 10-6
Home: 10-4 • Away: 4-10 • Neutral: 2-2
Coach: Kermit Davis

N12	Tennessee Temple	W, 90-46
N17	UAB	L, 71-76
N19	vs. Campbell#	L, 90-97
N20	vs. Samford#	W, 68-55
N21	at Auburn#	L, 66-68
N24	Evansville	W, 82-70
N30	at No. 13 Tennessee	L, 56-86
D4	at SIU-Edwardsville	W, 73-64
D7	at Belmont	L, 87-88 (20T)
D12	Furman	L, 61-76
D18	at Evansville	L, 79-81
D21	Vanderbilt	L, 53-72
D29	Tennessee State	W, 65-58
J2	at South Alabama*	L, 57-63
J5	North Texas*	W, 78-71
J8	at Louisiana*	W, 93-91
J13	Florida Atlantic*	L, 61-71

J15	at Arkansas State*	L, 65-69
J20	Troy*	W, 63-51
J22	Denver*	W, 59-49
J27	at Florida Atlantic*	L, 51-62
J29	at FIU*	W, 79-70
F3	ULM*	W, 60-54
F5	South Alabama*	W, 85-62
F10	at WKU*	W, 69-60
F12	FIU*	W, 80-68
F17	at Troy*	L, 65-69
F19	at UALR*	L, 58-62
F22	at Houston Baptist	L, 68-70
F26	WKU*	W, 57-39
M6	vs. FIU^	W, 73-38
M7	vs. UALR^	L, 56-65

- Global Sports Hoops Showcase - Auburn, Ala.
^ - SBC Championships, Hot Springs, Ark.
* - Sun Belt Conference game

2011-12

Overall: 27-7 • Sun Belt: 14-2
Home: 15-2 • Away: 11-4 • Neutral: 1-1
Coach: Kermit Davis

N11	Austin Peay	W, 80-71
N13	at Loyola Marymount	W, 58-51
N15	at UCLA+	W, 86-66
N19	UNC-Greensboro#	W, 82-60
N20	Belmont#	L, 84-87
N22	Cumberland	W, 88-48
N26	at Austin Peay	W, 90-70
D1	at Tennessee State	W, 77-62
D4	Akron	W, 77-53
D7	at UAB	L, 56-66
D10	UT-Martin	W, 78-62
D13	Belmont	W, 65-62
D21	vs Mississippi	W, 68-56
D29	FIU*	W, 71-66
D31	South Alabama*	W, 68-52
J5	at Troy*	W, 63-53
J7	Louisiana*	W, 65-53
J12	at FIU*	W, 70-59
J14	at Florida Atlantic*	W, 67-54
J19	Arkansas State*	W, 59-46
J21	at South Alabama*	W, 68-47
J26	Troy*	W, 71-58
J28	at Vanderbilt	L, 77-84
F2	at North Texas*	W, 68-66
F4	at Denver*	L, 60-75
F9	WKU*	W, 72-64
F11	UALR*	W, 68-60
F18	Florida Atlantic*	W, 72-59
F23	at ULM*	W, 94-61
F25	at WKU*	L, 67-73
M4	vs Arkansas State^	L, 61-62
M13	Marshall&	W, 86-78
M19	at Tennessee&	W, 71-64
M21	Minnesota&	L, 73-78

+ - EA SPORTS Maui Invitational Opening

Game	
# - EA SPORTS Maui Invitational Regional Game	
* - Sun Belt Conference Game	
^ - SBC Championships - Hot Springs, Ark.	
& - National Invitation Tournament (NIT)	

2012-13

Overall: 28-6 • Sun Belt: 19-1
Home: 15-0 • Away: 11-3 • Neutral: 2-3
Coach: Kermit Davis

N9	Alabama State	W, 97-53
N13	at Savannah State	W, 58-55
N18	vs. No. 10/10 Florida	L, 45-66
N20	at UCF	W, 75-61
N24	Texas Southern	W, 79-52
N29	at Louisiana	W, 72-58
D2	at Akron	L, 77-82 (OT)
D5	UAB	W, 84-64
D8	Ole Miss	W, 65-62
D13	at Belmont	L, 49-64
D18	Tennessee State	W, 77-48
D21	vs. Vanderbilt	W, 56-52
D29	FIU*	W, 69-52
D31	North Texas*	W, 75-57
J3	at Arkansas State*	L, 60-66 (OT)
J5	at South Alabama*	W, 60-56
J10	Florida Atlantic*	W, 62-52
J12	at ULM*	W, 66-57
J17	UALR*	W, 82-50
J19	Louisiana*	W, 82-60
J24	at North Texas*	W, 72-64
J26	WKU*	W, 72-53
J31	at FIU*	W, 66-64
F2	at Florida Atlantic*	W, 73-56
F7	Arkansas State*	W, 73-60
F9	Troy*	W, 93-41
F16	at UALR*	W, 66-61
F21	South Alabama*	W, 85-50
F23	ULM*	W, 87-46
F28	at Troy*	W, 66-56
M2	at WKU*	W, 70-62
M9	vs Louisiana^	W, 81-66
M10	vs FIU^	L, 57-61
M19	vs Saint Mary's&	L, 54-67

* - Sun Belt Conference Game
^ - SBC Championships - Hot Springs, Ark.
& - NCAA Tournament (NCAA First Four)

2013-14

Overall: 24-9 • C-USA: 13-3
Home: 14-2 • Away: 8-5 • Neutral: 2-2
Coach: Kermit Davis

N10	Southern^	W, 78-75
N13	North Florida^	W, 77-70



- YEAR-BY-YEAR RESULTS -

N16 Akron	W, 80-73
N18 UALR^	W, 76-59
N21 at No. 16/14 Florida^	L, 59-79
N26 at Murray State	W, 80-62
N30 South Alabama	W, 65-55
D3 Belmont	L, 58-70
D9 Fisk	W, 115-65
D14 at Ole Miss	L, 63-72
D17 Tennessee Temple	W, 102-52
D21 at Cincinnati	L, 48-69
D29 vs. Maine#	L, 85-89 (OT)
D30 vs. Grand Canyon#	W, 79-56
J7 at Tennessee State	W, 74-66
J11 UAB*	W, 89-84 (OT)
J16 UTEP*	L, 54-63
J18 UTSA*	W, 80-58
J23 at Tulsa*	L, 53-58
J25 at North Texas*	W, 70-63
J30 East Carolina*	W, 84-67
F1 Old Dominion*	W, 64-48
F6 at Florida Atlantic*	W, 67-63
F8 at FIU*	W, 70-68
F13 Tulane*	W, 71-44
F15 Southern Miss*	W, 81-64
F20 at Charlotte*	W, 71-49
F22 at Marshall*	W, 56-53
F27 at LA Tech*	L, 39-55
M1 Rice*	W, 65-41
M6 at UAB*	W, 62-48
M13 vs. Old Dominion\$	W, 62-48
M14 vs. Tulsa\$	L, 69-76

^ - Global Sports Exempt Tournament

- Dr. Pepper Classic (Chattanooga, Tenn.)

* - Conference USA Game

\$ - C-USA Championship (El Paso, Texas)

2014-15

Overall: 19-17 • C-USA: 9-9
Home: 12-4 • Away: 4-10 • Neutral: 3-3
Coach: Kermit Davis

N14 Ohio Valley	W, 77-60
N18 Murray State	L, 49-68
N22 Southern^	W, 66-48
N25 Northern Arizona^	W, 65-53
N28 vs. Cincinnati^	L, 51-69
N29 vs. No. 23 Creighton^	L, 47-57
D2 at Belmont	L, 59-63
D6 at South Alabama	W, 68-67 (OT)
D13 at Akron	W, 62-61
D16 at Oklahoma State	L, 44-68
D19 Chattanooga	W, 68-58
D21 Tennessee State	W, 65-47
D29 at Auburn	L, 48-64
J4 UAB*	L, 49-54
J8 FIU*	W, 65-52
J10 Florida Atlantic*	W, 82-58
J15 at Southern Miss*	W, 62-61

J17 at La Tech*	L, 68-75
J22 Old Dominion*	W, 68-58 (OT)
J24 Charlotte*	W, 72-69
J29 at UTSA*	L, 58-69
J31 at UTEP*	L, 70-83
F5 Southern Miss*	W, 61-51
F7 LA Tech*	L, 62-73
F12 at Rice*	L, 68-71 (2OT)
F14 at North Texas*	L, 56-57
F19 Marshall*	W, 90-51
F22 WKU*	W, 68-66
F28 at UAB*	L, 95-100 (3OT)
M5 at FIU*	L, 54-59
M6 at Florida Atlantic*	W, 77-54
M11 vs. Charlotte\$	W, 63-60
M12 vs. Old Dominion\$	W, 59-52
M13 vs. UTEP\$	W, 53-50
M14 vs. UAB\$	L, 60-73
M18 Kent State&	L, 56-68

^ - Emerald Coast Classic

* - Conference USA Game

\$ - C-USA Championship (Birmingham, Ala.)

& - CollegenInsider.com Tournament

2015-16

Overall: 25-10 • C-USA: 13-5
Home: 10-3 • Away: 8-5 • Neutral: 7-2
Coach: Kermit Davis

N17 at Murray State	L, 65-76
N21 at Tennessee State	W, 69-66
N26 at Alaska-Anchorage\$	W, 75-72
N27 vs. UNC Asheville\$	W, 63-61
N28 vs. Toledo\$	W, 78-70
D2 VCU	L, 56-62
D5 South Alabama	W, 68-55
D12 Auburn&	W, 88-81 (OT)
D17 Belmont	W, 83-62
D22 at Georgia State	L, 62-64
D27 vs. South Dakota State^	L, 61-65
D30 Trevecca	W, 82-67
J3 at UAB*	L, 67-78
J7 UTEP*	W, 78-72
J9 UTSA*	W, 79-71
J14 at Charlotte*	W, 73-72
J16 at Old Dominion*	W, 64-61
J21 North Texas*	W, 86-64
J23 Rice*	W, 87-73
J28 at Marshall*	L, 66-82
J30 at WKU*	W, 66-64
F4 Florida Atlantic*	W, 85-73
F6 FIU*	W, 67-66
F11 at LA Tech*	L, 63-73
F13 at Southern Miss*	W, 76-54
F21 UAB*	L, 67-77
F25 WKU*	L, 72-78
F27 Marshall*	W, 83-74
M3 at Florida Atlantic*	W, 76-59
M5 at FIU*	W, 61-58
M10 vs. Charlotte#	W, 79-61

M11 vs. Marshall#	W, 99-90
M12 vs. Old Dominion#	W, 55-53
M18 vs. No. 2 Michigan State!W,	90-81
M20 vs. Syracuse!	L, 50-75

\$ - Great Alaska Shootout (Anchorage, Ak.)
& - Bridgestone Arena (Nashville, Tenn.)
^ - The Pentagon (Sioux Falls, S.D.)
* - Conference USA Game
- C-USA Tournament (Birmingham, Ala.)
! - NCAA Tournament (St. Louis, Mo.)

2016-17

Overall: 31-5 • C-USA: 17-1
Home: 13-2 • Away: 11-2 • Neutral: 7-1
Coach: Kermit Davis

N11 Milligan	W, 102-64
N15 Murray State	W, 87-81
N19 Tennessee State	L, 63-74
N22 Toledo	W, 80-70
N25 vs. UNC Wilmington\$	W, 68-63
N26 vs. Toledo\$	W, 73-70 (OT)
N27 vs. Evansville\$	W, 66-55
N30 at Ole Miss	W, 77-62
D3 at South Alabama	W, 67-55
D8 Vanderbilt	W, 71-48
D14 at Belmont	W, 79-66
D17 at VCU	L, 77-80
D21 Georgia State	L, 56-64
J1 UAB*	W, 60-49
J5 at Rice*	W, 80-77
J7 at North Texas*	W, 79-68
J12 Marshall*	W, 69-57
J14 WKU*	W, 91-76
J19 at FIU*	W, 65-52
J21 at Florida Atlantic*	W, 86-57
J26 Southern Miss*	W, 72-56
J28 LA Tech*	W, 71-61
F2 at UTSA*	W, 69-59
F4 at UTEP*	L, 54-57
F9 Old Dominion*	W, 64-51
F11 Charlotte*	W, 70-55
F16 at WKU*	W, 78-52
F18 at Marshall*	W, 97-86
F26 at UAB*	W, 66-64
M2 FIU*	W, 70-67
M4 Florida Atlantic*	W, 93-59
M9 vs. UTSA#	W, 86-70
M10 vs. UTEP#	W, 82-56
M11 vs. Marshall#	W, 83-72
M16 vs. Minnesota!	W, 81-72
M18 vs. No. 21 Butler!	L, 65-74

\$ - Challenge in Music City (Nashville, Tenn.)
* - Conference USA Game
- C-USA Tournament (Birmingham, Ala.)
! - NCAA Tournament (Milwaukee, Wis.)



- YEAR-BY-YEAR RESULTS -

2017-18

Overall: 25-8 • C-USA: 16-2

Home: 12-2 • Away: 12-2 • Neutral: 1-4

Coach: Kermit Davis

N10	Trevecca	W, 104-52
N13	at Murray State	W, 72-67
N16	Belmont	L, 63-69
N18	at Tennessee State	W, 75-65
N21	FGCU	W, 85-72
D2	at FGCU	W, 81-76
D6	at Vanderbilt	W, 66-63
D9	Ole Miss	W, 77-58
D16	vs. Auburn\$	L, 70-76
D22	vs. Princeton^	W, 69-67
D23	vs. USC^	L, 84-89
D25	vs. No. 15 Miami^	L, 81-84
D30	at UAB*	W, 63-60
J4	at FIU*	W, 71-66 (OT)
J6	at Florida Atlantic*	W, 61-57
J11	LA Tech*	W, 72-57
J13	Southern Miss*	W, 69-49
J18	at Marshall*	L, 63-73
J20	at WKU*	W, 66-62
J25	UTSA*	W, 75-51
J27	UTEP*	W, 81-50
F1	at Old Dominion*	W, 66-59
F3	at Charlotte*	W, 78-73
F8	Rice*	W, 94-75
F10	North Texas*	W, 79-73
F15	at Southern Miss*	W, 72-62
F17	at LA Tech*	W, 87-70
F24	UAB*	W, 79-54
M1	WKU*	W, 82-64
M3	Marshall*	L, 67-76
M8	vs. Southern Miss#	L, 68-71 (OT)
M13	Vermont!	W, 91-64
M18	at Louisville!	L, 68-84

\$ - at Legacy Arena (Birmingham, Ala.)

^ - Diamond Head Classic (Honolulu, Hawaii)

* - Conference USA Game

- C-USA Tournament (Frisco, Texas)

! - National Invitation Tournament





- ALL-TIME SERIES RECORD -

Opponent	W-L	Streak	Evansville	2-1	W1	Milligan	9-2	W9
Abilene Christian	0-1	L1	Fisk	1-0	W1	Minnesota	2-4	W1
Akron	17-10	W2	FIU	30-8	W5	Mississippi State	0-1	L1
Alabama	0-6	L6	Florida	0-2	L2	Mississippi Valley State	3-1	W1
Alabama State	7-2	W4	Florida Atlantic	19-4	W12	Missouri	0-1	L1
Alaska-Anchorage	1-0	W1	Florida Gulf Coast	2-0	W2	Missouri State	1-0	W1
Alcorn State	2-0	W2	Florida State	1-0	W1	Montana	1-0	W1
American University-PR.	1-0	W1	Freed-Hardeman	2-0	W2	Montreat	1-0	W1
Appalachian State	1-2	L2	Furman	0-1	L1	Morehead State	50-50	W2
Arkansas State	15-12	W1	Georgia	1-1	W1	Morris Harvey	1-0	W1
Armstrong Atlantic State	2-0	W2	Georgia College	5-0	W5	Murray State	37-103	W2
Army	1-0	W1	Georgia Southern	3-2	W2	Nebraska	1-0	W1
Athens College	6-0	W6	Georgia Southwestern	1-0	W1	New Mexico	0-1	L1
Auburn	1-4	L1	Georgia State	8-4	L2	New Mexico State	3-5	W2
Austin Peay	75-63	W2	Grambling	2-0	W2	New Orleans	7-9	W2
Bellarmine	4-2	W3	Grand Canyon	1-0	W1	Nicholls State	1-0	W1
Belmont	22-16	L1	Green Bay	1-0	W1	Norfolk State	1-0	W1
Bethel	6-3	L1	Houston	0-2	L2	North Alabama	13-6	W8
Birmingham Southern	4-2	W3	Houston Baptist	3-1	L1	North Carolina	0-4	L4
Bluefield College	1-0	W1	Howard	1-0	L1	North Carolina A&T	2-1	L1
Boston College	0-1	L1	Huntingdon	1-0	W1	North Carolina Central	1-0	W1
Bryan College	1-0	W1	Indiana State	2-2	W1	North Carolina State	0-1	L1
Bryson	3-1	W3	IPFW	4-0	W4	North Florida	1-0	W1
Bucknell	1-0	W1	IUPUI	2-1	W2	North Georgia	1-0	W1
Buffalo State	1-0	W1	Jacksonville	1-0	L1	North Texas	15-7	W3
Butler	0-1	L1	Jacksonville State	2-2	W2	Northern Arizona	1-0	W1
BYU-Hawaii	1-0	W1	Kansas	0-3	L3	Northridge	1-0	W1
Cal Poly	1-0	W1	Kennesaw State	6-0	W6	Northwestern State	2-0	W2
Cal State Fullerton	0-1	L1	Kent State	0-1	L1	Notre Dame	0-1	L1
Campbell	1-2	L1	Kentucky	1-0	W1	Oglethorpe	1-1	L1
Carson-Newman	4-1	W1	Kentucky Wesleyan	1-4	L1	Ohio	0-2	L2
Centenary	2-2	L1	King College	1-0	W1	Ohio Valley	1-0	W1
Central Arkansas	1-0	W1	LA Tech	5-11	W3	Oklahoma State	0-1	L1
Charlotte	7-1	W7	Lamar	1-0	W1	Old Dominion	9-0	W9
Chattanooga	27-30	W2	Lambuth	1-0	W1	Ole Miss	6-4	W2
Chicago State	1-0	W1	Lehigh	1-0	W1	Oral Roberts	6-3	W3
Christian Brothers	1-0	W1	Lincoln Memorial	8-5	W2	Oregon State	0-1	L1
Cincinnati	0-4	L4	Lipscomb	32-19	W5	Palm Beach Atlantic	1-0	W1
Clemson	0-5	L5	Livingston State	1-0	W1	Parsons	1-1	W1
Cleveland State	1-3	L1	Louisiana	13-6	W10	Peabody	3-0	W3
Clinch Valley	1-0	W1	Louisville	0-3	L3	Pennsylvania	0-1	L1
College of Charleston	1-1	L1	Loyola (Ill)	0-1	L1	Pepperdine	0-1	L1
Colorado	1-1	L1	Loyola Marymount	1-0	W1	Piedmont	1-0	W1
Coppin State	1-0	W1	LSU	0-1	L1	Pikeville College	2-0	W2
Covenant College	1-0	W1	Lyon	1-0	W1	Portland State	2-0	W2
Creighton	0-1	L1	MacMurray	3-1	W3	Presbyterian	3-0	W3
Culver-Stockton	2-0	W2	Maine	0-1	L1	Princeton	1-0	W1
Cumberland	24-1	W18	Marist	1-1	W1	Providence	1-0	W1
Dayton	0-1	L1	Marshall	11-5	L2	Purdue	0-1	L1
Delaware	1-0	W1	Martin College	4-0	W4	Radford	0-4	L4
Delta State	0-3	L3	Martin Methodist	1-0	W1	Rice	6-2	W3
Denver	9-7	L1	McNeese State	3-2	W2	Rio Grande	2-0	W2
DePaul	0-1	L1	Memphis	15-24	L12	Rollins	1-0	W1
Detroit	1-2	W1	Mercer	5-3	W3	Saint Louis	1-0	W1
Dixie College	1-0	W1	Miami (FL)	0-1	L1	Saint Mary's	0-1	L1
East Carolina	1-2	W1	Miami (OH)	1-0	W1	Samford	3-1	W2
Eastern Illinois	3-5	L4	Michigan	1-0	W1	San Jose State	0-1	L1
Eastern Kentucky	42-61	W1	Michigan State	1-1	W1	Savannah State	1-0	W1
Ersine	2-0	W2	Mid Western (TX)	0-1	L1	Seton Hall	0-1	L1
ETSU	34-21	L2	Miles	1-0	W1	Sewanee	20-3	W1



- ALL-TIME SERIES RECORD -

Shorter College	1-0	W1	Vanderbilt Freshmen	2-0	L2
SIU Edwardsville	3-0	W3	VCU	3-3	L2
Slippery Rock	1-0	W1	Vermont	1-0	W1
South Alabama	21-12	W9	Villanova	0-1	L1
South Carolina	1-0	W1	Virginia	0-1	L1
South Carolina State	2-1	W2	Virginia Tech	1-0	W1
South Dakota State	2-1	L1	VMI	2-0	W2
Southeast Missouri	7-14	L7	West Texas A&M	2-0	W2
SE Oklahoma State	0-1	L1	West Virginia	1-0	W1
Southern	7-1	W6	West Virginia State	0-1	L1
Southern Illinois	0-1	L1	Western Carolina	2-1	W1
Southern Miss	8-2	L1	Western Kentucky	43-93	W4
Spring Hill	1-0	L1	Westmar	1-0	W1
St. Bernard	0-1	L1	Wisconsin-Parkside	1-0	W1
St. Bonaventure	0-1	L1	Wright State	1-1	W1
St. Francis (IN)	1-0	W1	Wyoming	1-1	W1
St. Francis (PA)	2-0	W2	Xavier	1-1	L1
Stetson	2-0	W2	Youngstown State	9-7	W5
Sue Bennett	1-0	W1			
Syracuse	1-0	L1			
TCU	0-3	L3			
Tennessee	2-9	W1			
Tennessee State	45-17	W1			
Tennessee Tech	58-83	L2			
Tennessee Temple	3-0	W3			
Tennessee Wesleyan	10-0	W1			
Texas Southern	1-0	W1			
Texas Wesleyan	1-0	W1			
Toledo	4-1	W3			
Transylvania	4-1	W1			
Trevecca	3-0	W3			
Trinity	1-0	W1			
Troy	12-7	W4			
Truman State	1-0	W1			
Tulane	1-0	W1			
Tulsa	0-2	L2			
Tusculum	2-0	W2			
UAB	7-10	W4			
UAH	2-0	W2			
UALR	12-13	W4			
UC Irvine	1-0	W1			
UCF	1-2	W1			
UCLA	1-0	W1			
UCSB	1-0	W1			
ULM	9-6	W7			
UMKC	1-1	W1			
UNC Asheville	4-0	W4			
UNC Greensboro	2-2	W1			
UNC Wilmington	1-0	W1			
Union (TN)	9-17	W1			
UNLV	0-1	L1			
Urbana College	3-0	W3			
USC	0-1	L1			
UT Martin	23-10	W1			
Utah State	1-1	L1			
UTEP	4-3	W2			
UTPA	3-5	W1			
UTSA	5-1	W4			
Valdosta State	2-0	W2			
Vanderbilt	7-29	W3			

LONGEST ACTIVE WINNING STREAKS	
Opponent	Streak
1. Cumberland	W18
2. Florida Atlantic	W12
3. Louisiana	W10
4. Milligan	W9
Old Dominion	W9
South Alabama	W9
7. North Alabama	W8
8. Charlotte	W7
Louisiana Monroe	W7
10. Athens College	W6
Kennesaw State	W6
Southern	W6

LONGEST ACTIVE LOSING STREAKS	
Opponent	Streak
1. Memphis	L12
2. Southeast Missouri	L7
3. Alabama	L6
4. Clemson	L5
5. Cincinnati	L4
Eastern Illinois	L4
North Carolina	L4
Radford	L4
9. Delta State	L3
Kansas	L3
Louisville	L3
TCU	L3





- ALL-TIME SERIES RECORD -

ABILENE CHRISTIAN (0-1)

H: 0-1 ♦ A: 0-0 ♦ N: 0-0
12/08/58 L, 69-81 H

AKRON (17-10)

H: 11-1 ♦ A: 6-8 ♦ N: 0-1
01/12/80 W, 66-55 H
02/09/80 L, 71-78 A
01/10/81 W, 57-50 A
02/07/81 W, 90-64 A
01/07/82 W, 83-62 H
02/04/82 W, 65-53 A
01/10/83 L, 58-63 H
02/04/83 L, 76-89 A
01/21/84 W, 52-50 (OT) H
02/25/84 W, 84-64 A
01/21/85 L, 64-80 A
02/25/85 W, 71-63 H
01/27/86 W, 86-78 H
02/08/86 L, 70-72 A
03/08/86 L, 63-68 N
01/26/87 L, 78-96 A
02/07/87 W, 64-62 H
01/11/88 W, 82-78 H
01/18/88 L, 72-76 A
12/05/88 L, 65-81 A
01/07/89 W, 99-94 H
12/04/89 W, 64-61 A
02/05/90 W, 80-76 H
12/04/11 W, 77-53 H
12/02/12 L, 77-82 (OT) H
11/16/13 W, 80-73 H
12/13/14 W, 62-61 A

ALABAMA (0-6)

H: 0-0 ♦ A: 0-4 ♦ N: 0-2
12/08/75 L, 62-76 A
12/05/78 L, 66-89 A
11/29/82 L, 58-103 A
11/24/96 L, 74-77 N
11/25/02 L, 65-80 A
11/17/06 L, 62-71 N

ALABAMA STATE (7-2)

H: 6-0 ♦ A: 1-2 ♦ N: 0-0
01/15/86 W, 132-101 H
02/11/87 W, 81-79 H
12/10/88 W, 111-83 H
01/04/89 L, 96-102 A
01/03/90 L, 97-107 A
02/22/90 W, 110-90 H
12/04/03 W, 71-48 H
12/17/03 W, 67-62 A
11/05/12 W, 97-53 H

ALASKA-ANCHORAGE (1-0)

H: 0-0 ♦ A: 1-0 ♦ N: 0-0
11/26/15 W, 75-72 A

ALCORN STATE (2-0)

H: 1-0 ♦ A: 1-0 ♦ N: 0-0
12/23/89 W, 85-76 H
12/15/90 W, 83-71 A

AMERICAN UNIVERSITY-PR (1-0)

H: 0-0 ♦ A: 0-0 ♦ N: 1-0
12/23/98 W, 93-78 N

APPALACHIAN STATE (1-2)

H: 1-1 ♦ A: 0-1 ♦ N: 0-0
12/15/69 W, 53-50 H
02/01/71 L, 63-74 A
11/17/07 L, 79-84 H

ARKANSAS STATE (15-12)

H: 9-3 ♦ A: 4-7 ♦ N: 1-1
1947-48 L, 33-48 H
1948-49 W, 80-37 H
02/08/88 L, 71-79 A
12/22/88 W, 93-92 (20T) H
12/21/89 L, 55-70 H
02/22/90 L, 89-93 A
03/03/92 L, 60-76 H
01/14/01 L, 61-73 H
02/10/01 L, 66-86 A
01/24/02 W, 83-64 H
02/07/02 L, 51-83 A
01/09/03 W, 65-58 A
02/13/03 W, 79-55 H
01/15/04 W, 92-86 (OT) H
02/19/04 W, 70-69 A
01/13/05 W, 70-68 A
02/17/05 W, 80-60 H
01/12/06 W, 77-68 H
02/16/06* L, 74-75 A
02/17/07* L, 51-54 H
02/04/08 W, 89-86 (OT) A
01/22/09 W, 60-57 H
03/04/09 W, 69-62 N
01/07/10 L, 67-69 A
01/15/11 L, 65-69 A
01/19/12 W, 59-46 H
03/04/12 L, 61-64 N
01/03/13 L, 60-66 (OT) A
02/07/13 W, 73-60 H

* Vacated by NCAA

ARMSTRONG ATLANTIC STATE (2-0)

H: 1-0 ♦ A: 1-0 ♦ N: 0-0
12/14/85 W, 71-54 H
11/28/86 W, 92-70 A

ARMY (1-0)

H: 1-0 ♦ A: 0-0 ♦ N: 0-0
12/20/75 W, 78-71 H

ATHENS COLLEGE (6-0)

H: 6-0 ♦ A: 0-0 ♦ N: 0-0
1948-49 W, 55-45 H

01/02/69 W, 111-86 H
02/05/70 W, 89-74 H
01/03/76 W, 65-63 H
12/04/76 W, 97-72 H
12/01/77 W, 79-68 H

AUBURN (1-4)

H: 0-0 ♦ A: 0-2 ♦ N: 1-2
02/21/04 L, 74-79 N
11/21/10 L, 66-68 A
12/29/14 L, 48-64 A
12/12/15 W, 88-81 (OT) N
12/16/17 L, 70-76 N

AUSTIN PEAY (75-63)

H: 32-19 ♦ A: 23-28 ♦ N: 4-2
1939-40 L, 28-57
1939-40 L, 38-52
1940-41 L, 26-40
1940-41 L, 44-75
1941-42 W, 40-38
1941-42 L, 43-44
1945-46 W, 43-23
1945-46 W, 45-22
1945-46 W, 46-33
1946-47 L, 25-45
1946-47 W, 38-31
1946-47 L, 46-64
1947-48 L, 37-42
1947-48 W, 52-43
1948-49 W, 48-41
1948-49 L, 51-58
1950-51 L, 65-76
1950-51 L, 58-71
1951-52 L, 49-59
1951-52 W, 62-44
1951-52 W, 63-46
1952-53 W, 77-73
1952-53 W, 92-59
1953-54 W, 60-55
1953-54 W, 81-70
1954-55 W, 79-69
1954-55 W, 78-65
1955-56 W, 72-63
1955-56 L, 81-85
1955-56 L, 65-96
01/14/57 L, 60-65 H
02/16/57 L, 76-88 A
02/22/57 W, 68-65 N
12/13/57 W, 78-74 (OT) A
02/13/58 L, 78-93 H
01/10/59 W, 95-86 H
02/12/59 L, 83-91 A
01/11/60 W, 71-60 H
02/15/60 L, 78-88 A
12/15/60 W, 83-79 (OT) H
01/23/61 L, 81-89 A
01/08/62 L, 77-81 A
01/13/62 W, 75-68 H
12/06/62 L, 66-69 H





- ALL-TIME SERIES RECORD -

BRYSON (3-1)

H: 0-0 ♦ A: 0-0 ♦ N: 0-0

1922-23	L, 17-19	N
1922-23	W, 24-18	H
1927-28	W, 24-23	H
1927-28	W, 34-32	H

BUCKNELL (1-0)

H: 0-0 ♦ A: 0-0 ♦ N: 1-0

12/29/77	W, 77-65	N
----------	----------	---

BUFFALO STATE (1-0)

H: 1-0 ♦ A: 0-0 ♦ N: 0-0

01/19/74	W, 104-69	H
----------	-----------	---

BUTLER (0-1)

H: 0-0 ♦ A: 0-0 ♦ N: 0-1

03/18/17	L, 65-74	N
----------	----------	---

BYU-HAWAII (1-0)

H: 0-0 ♦ A: 0-0 ♦ N: 1-0

11/22/85	W, 95-81	N
----------	----------	---

CAL POLY (1-0)

H: 1-0 ♦ A: 0-0 ♦ N: 0-0

12/29/75	W, 69-64	H
----------	----------	---

CAL STATE FULLERTON (0-1)

H: 0-0 ♦ A: 0-0 ♦ N: 0-1

12/29/89	L, 69-77	N
----------	----------	---

CAMPBELL (1-2)

H: 1-0 ♦ A: 0-1 ♦ N: 0-1

12/30/99	L, 66-73	A
12/18/00	W, 78-73	H
11/19/10	L, 90-97	N

CARSON-NEWMAN (4-1)

H: 2-0 ♦ A: 0-1 ♦ N: 0-0

1927-28	W, 27-26	H
1940-41	W, 47-19	H
12/18/68	W, 78-70	H
12/17/69	L, 72-78	A
12/18/97	W, 70-54	H

CENTENARY (2-2)

H: 1-0 ♦ A: 1-1 ♦ N: 0-1

12/14/59	W, 67-65	A
12/30/60	L, 67-76 (OT)	N
01/29/62	W, 64-63	H
01/03/80	L, 54-58	A

CENTRAL ARKANSAS (1-0)

H: 1-0 ♦ A: 0-0 ♦ N: 0-0

12/20/78	W, 87-78	H
----------	----------	---

CHARLOTTE (7-1)

H: 2-0 ♦ A: 3-0 ♦ N: 2-1

12/18/87	L, 63-78	N
02/20/14	W, 71-49	A

CHATTANOOGA (27-30)

H: 11-8 ♦ A: 6-9 ♦ N: 0-3

1931-32	W, 26-21	H
1931-32	L, 25-43	N
1933-34	L, 23-38	A
1933-34	W, 53-42	N
1934-35	L, 29-43	H
1934-35	L, 29-48	A
1935-36	W, 34-20	H
1935-36	W, 42-30	H
1936-37	L, 25-31	N
1939-40	L, 29-33	N
1939-40	W, 39-36	H
1940-41	L, 21-23	N
1940-41	W, 40-22	H
1941-42	W, 35-31	H
1941-42	W, 38-18	H
1949-50	L, 57-61	N
1950-51	L, 51-60	N
1950-51	W, 64-62	H
1952-53	L, 71-93	N
1952-53	W, 79-70	H
01/29/63	L, 69-78	A
02/25/63	W, 77-66	H
01/18/64	L, 71-86	A
02/03/64	W, 81-73	H
01/14/65	L, 68-91	H
02/20/65	L, 77-101	A
12/14/65	L, 71-74	H
02/07/66	L, 100-101	A
12/12/66	L, 105-107 (OT)	H
02/06/67	L, 87-106	A
12/14/67	W, 88-66	A
02/08/68	W, 78-70	H
02/27/69	W, 96-83	A
01/15/70	W, 79-68	H
01/28/71	L, 68-70	H
02/18/71	L, 82-86	A
01/27/72	W, 65-63	H
02/14/72	W, 75-57	A
01/31/73	W, 81-78	A
02/15/73	L, 75-83	H
01/07/74	W, 85-74	H
02/04/74	L, 94-96	A
01/07/76	L, 72-83	H
12/18/76	L, 73-75 (OT)	H
01/31/77	L, 90-101	A
12/01/80	W, 73-67	H
02/21/81	L, 70-72	A
11/27/81	L, 54-62	N
12/16/83	L, 49-62	N
12/01/84	L, 69-71	H
12/12/87	W, 92-76	H

CHICAGO STATE (1-0)

H: 0-0 ♦ A: 0-0 ♦ N: 1-0

12/29/88	W, 85-71	N
----------	----------	---

CHRISTIAN BROTHERS (1-0)

H: 1-0 ♦ A: 0-0 ♦ N: 0-0

12/18/02	W, 74-57	H
----------	----------	---

CINCINNATI (0-4)

H: 0-0 ♦ A: 0-3 ♦ N: 0-1

01/06/92	L, 70-79	A
12/20/03	L, 54-89	A
12/21/13	L, 48-69	A
11/28/14	L, 51-69	N

CLEMSON (0-5)

H: 0-2 ♦ A: 0-1 ♦ N: 0-2

12/19/75	L, 46-82	N
12/01/79	L, 61-94	H
12/15/84	L, 75-81	A
03/13/86	L, 81-99	N
12/27/88	L, 77-81	H

CLEVELAND STATE (1-3)

H: 1-1 ♦ A: 0-2 ♦ N: 0-0

12/18/89	L, 65-67 (OT)	H
01/06/90	L, 69-76	A
12/23/92	W, 77-69	H
12/21/93	L, 59-67	A

CLINCH VALLEY (1-0)

H: 1-0 ♦ A: 0-0 ♦ N: 0-0

12/18/80	W, 73-61	H
----------	----------	---

COLLEGE OF CHARLESTON (1-1)

H: 0-0 ♦ A: 1-0 ♦ N: 0-1

03/29/92	W, 70-68	A
11/18/06	L, 56-64	N

COLORADO (1-1)

H: 0-0 ♦ A: 0-0 ♦ N: 1-1

12/30/88	W, 107-105 (OT)	N
12/05/92	L, 57-97	N

COPPIN STATE (1-0)

H: 0-0 ♦ A: 0-0 ♦ N: 1-0

12/28/90	W, 73-67	N
----------	----------	---

COVENANT COLLEGE (1-0)

H: 1-0 ♦ A: 0-0 ♦ N: 0-0

11/24/03	W, 86-53	H
----------	----------	---



- ALL-TIME SERIES RECORD -

CREIGHTON (1-0)
H: 0-0 ♦ A: 0-1 ♦ N: 0-0
11/29/14 L, 47-57 A

CULVER-STOCKTON (2-0)
H: 2-0 ♦ A: 0-0 ♦ N: 0-0
01/05/77 W, 79-55 H
01/02/78 W, 81-34 H

CUMBERLAND (24-1)
H: 7-0 ♦ A: 0-0 ♦ N: 1-0

1925-26	W, 40-23	
1927-28	W, 39-36	
1929-30	W, 42-24	
1932-33	W, R.I.	
1937-38	W, 39-37	
1937-38	W, 48-41	
1939-40	L, 34-37	
1939-40	W, 40-38	
1946-47	W, 65-41	
1946-47	W, 52-39	
1947-48	W, 45-30	
1947-48	W, 65-49	N
1948-49	W, 86-55	
1948-49	W, 68-66	
1949-50	W, 77-30	
1949-50	W, 61-25	
1950-51	W, 48-44	
1950-51	W, 82-51	
01/05/85	W, 79-55	H
12/11/86	W, 106-76	H
12/02/87	W, 127-57	H
12/13/06	W, 60-47	H
11/1/08	W, 81-70	H
11/27/09	W, 87-54	H
11/22/11	W, 88-48	H

DAYTON (0-1)
H: 0-0 ♦ A: 0-1 ♦ N: 0-0
12/11/65 L, 63-90 A

DELAWARE (1-0)
H: 0-0 ♦ A: 0-0 ♦ N: 1-0
12/22/04 W, 73-69 (OT) N

DELTA STATE (0-3)
H: 0-0 ♦ A: 0-0 ♦ N: 0-0

1940-41	L, 35-57	
1940-41	L, 36-62	
1941-42	L, 30-34	

DENVER (9-7)
H: 6-3 ♦ A: 2-3 ♦ N: 1-1

01/18/01	L, 57-59	H
02/16/02	W, 62-47	H
01/08/03	W, 80-68	A
03/10/03	W, 83-59	N
02/14/04	W, 65-48	H
02/12/05	L, 71-83	A
02/11/06	L, 62-72	H

03/05/06	L, 57-58	H
02/01/07	W, 75-49	H
01/05/08	W, 68-50	H
02/21/08	W, 65-58	A
02/05/09	L, 51-63	A
02/11/10	W, 57-50	H
03/07/10	L, 58-73	N
01/22/11	W, 59-49	H
02/04/12	L, 60-75	A

DEPAUL (0-1)
H: 0-0 ♦ A: 0-1 ♦ N: 0-0
12/12/64 L, 68-89 A

DETROIT (1-2)
H: 1-0 ♦ A: 0-1 ♦ N: 0-1

03/13/77	L, 76-93	N
02/09/81	L, 60-75	A
12/30/81	W, 64-62 (OT)	H

DIXIE COLLEGE (1-0)
H: 0-0 ♦ A: 0-0 ♦ N: 0-0
1913-14 W, 27-13

EAST CAROLINA (1-2)
H: 1-1 ♦ A: 0-1 ♦ N: 0-0

12/20/01	L, 71-81	A
11/22/02	L, 63-65	H
01/30/14	W, 84-67	H

EASTERN ILLINOIS (3-5)
H: 2-2 ♦ A: 1-3 ♦ N: 0-0

01/20/97	W, 83-72	H
02/15/97	W, 77-55	A
01/08/98	L, 74-85	A
02/05/98	W, 67-65	H
01/09/99	L, 73-75	H
02/06/99	L, 67-72	A
12/02/99	L, 72-76	H
01/18/00	L, 63-69	A

EASTERN KENTUCKY (42-61)
H: 29-16 ♦ A: 9-37 ♦ N: 3-0

1952-53	L, 67-73	
1952-53	L, 63-101	
1953-54	W, 60-59	
1953-54	L, 79-83	
1953-54	L, 69-95	
1954-55	L, 84-108	
1954-55	L, 69-109	
1955-56	L, 69-82	
1955-56	L, 75-88	
01/07/57	L, 62-63	H
02/18/57	L, 104-109	A
01/20/58	W, 77-76	H
02/10/58	L, 67-72	A
01/15/59	L, 66-93	A
02/02/59	L, 64-80	H
01/14/60	L, 69-88	H
01/30/60	L, 72-100	A

01/14/61	L, 63-90	A
01/26/61	L, 57-67	H
01/29/62	L, 56-64	H
02/21/62	L, 69-113	A
02/02/63	L, 81-116	A
02/20/63	W, 78-71 (OT)	H
02/13/64	W, 83-73	H
02/21/64	L, 86-97	A
01/11/65	L, 69-99	A
02/26/65	L, 83-95	H
01/10/66	L, 80-98	H
02/12/66	L, 66-70	A
01/16/67	W, 78-74	H
02/18/67	L, 73-93	A
01/15/68	L, 76-98	A
02/17/68	W, 83-81	H
01/13/69	L, 89-90 (20T)	H
02/22/69	L, 89-93	A
01/12/70	L, 78-88	A
02/21/70	W, 74-68	H
01/11/71	L, 64-88	H
02/20/71	L, 60-65	A
01/22/72	L, 53-85	A
02/19/72	L, 91-92	H
01/22/73	L, 77-80	H
02/17/73	L, 58-74	A
01/21/74	L, 70-73	A
02/16/74	W, 90-68	H
01/18/75	W, 91-70	H
02/17/75	W, 83-77	A
01/26/76	L, 57-62	A
02/21/76	W, 95-75	H
01/15/77	W, 86-71	H
02/12/77	W, 71-66	A
01/09/78	W, 93-86	A
02/04/78	W, 74-73 (OT)	H
01/08/79	L, 77-81	H
02/03/79	L, 83-84	A
03/02/79	L, 81-90	A
01/31/80	L, 67-79	A
02/23/80	W, 79-64	H
01/05/81	W, 53-42	A
01/31/81	L, 53-55	H
12/12/81	W, 69-51	A
02/27/82	W, 62-55	H
12/18/82	L, 52-57	A
03/05/83	W, 83-70	H
01/14/84	L, 58-63	A
02/18/84	W, 64-61	H
01/14/85	W, 45-43	H
02/18/85	L, 67-69 (OT)	A
01/20/86	W, 66-57	A
02/22/86	W, 84-74	H
03/03/86	W, 88-65	H
01/19/87	W, 89-83	H
02/21/87	L, 86-89	A
02/01/88	L, 70-88	A
02/12/88	W, 87-75	H
01/21/89	W, 82-67	H
02/20/89	W, 81-63	A



- ALL-TIME SERIES RECORD -

03/08/89	W, 81-64	N	1964-65	L, 74-106	A
01/29/90	L, 51-67	A	01/22/66	W, 74-72	A
02/10/90	L, 66-81	H	02/19/66	W, 102-96	H
03/03/90	L, 52-65	A	12/20/66	L, 72-86	H
01/19/91	L, 73-83	A	01/07/67	W, 45-43	A
02/18/91	L, 74-79	H	02/13/67	L, 68-69	H
03/06/91	W, 83-66	N	01/06/68	W, 72-63	H
01/27/92	W, 73-68	H	02/12/68	L, 74-100	A
02/08/92	L, 79-86	A	01/06/69	L, 84-91	A
01/11/93	L, 65-80	H	02/17/69	W, 82-78	H
02/22/93	L, 46-66	A	01/03/70	L, 51-54	H
01/22/94	L, 72-88	A	02/16/70	W, 66-64	A
02/28/94	W, 82-75	H	01/04/71	L, 72-80	A
01/21/95	W, 72-68	H	02/13/71	W, 72-71	H
02/27/95	W, 82-78 (OT)	A	01/15/72	W, 74-68	A
01/22/96	L, 64-70	A	01/15/73	W, 71-68	A
02/17/96	W, 74-70	H	02/10/73	W, 71-58	H
01/04/97	L, 77-79	A	01/14/74	W, 82-63	H
02/03/97	W, 91-58	H	02/09/74	L, 76-80	A
01/22/98	W, 96-89	A	01/11/75	W, 80-74	A
02/19/98	L, 54-55	H	02/10/75	W, 85-81	H
02/24/98	W, 61-49	N	01/19/76	W, 79-60	H
01/23/99	W, 82-67	H	02/14/76	L, 74-88	A
02/20/99	W, 72-65	A	01/08/77	W, 52-51	A
01/06/00	L, 83-85	A	02/07/77	W, 78-67	H
02/03/00	W, 94-71	H	01/16/78	W, 68-61	H
			02/13/78	W, 62-53	A
			11/16/98	L, 59-64	H
			11/28/98	L, 64-80	A

ERSKINE (2-0)

H: 2-0 ♦ A: 0-0 ♦ N: 0-0

12/22/97	W, 74-70	H
11/21/98	W, 83-59	H

ETSU (34-21)

H: 16-7 ♦ A: 13-9 ♦ N: 3-0

1949-50	W, 63-57	
1951-52	L, 65-70	
1951-52	W, 66-64	
1951-52	W, 52-46	N
1952-53	L, 62-82	
1952-53	L, 64-73	
1954-55	L, 79-82	
1955-56	L, 73-84	
1955-56	W, 80-57	N
01/21/57	W, 61-55	H
02/09/57	W, 79-61	A
02/23/57	W, 83-74	N
02/01/58	W, 62-57	H
02/22/58	W, 72-59	A
01/09/59	L, 66-68	H
01/09/60	W, 80-76	H
02/22/60	L, 106-123	A
01/07/61	W, 100-90	A
02/20/61	W, 83-73	H
01/06/62	W, 58-55 (OT)	H
02/13/62	L, 70-78	A
01/05/63	W, 59-57	A
01/25/63	L, 57-80	H
01/11/64	W, 59-54	A
02/05/64	L, 70-88	H
01/25/65	W, 100-99	H

EVANSVILLE (2-1)

H: 1-0 ♦ A: 0-1 ♦ N: 1-0

11/24/10	W, 82-70	H
12/18/10	L, 79-81	A
11/27/16	W, 66-55	N

FISK (1-0)

H: 1-0 ♦ A: 0-0 ♦ N: 0-0

12/09/13	W, 115-65	H
----------	-----------	---

FIU (30-8)

H: 14-3 ♦ A: 15-14 ♦ N: 1-1

01/07/91	W, 86-72	H
02/02/91	W, 94-77	A
01/11/01	L, 59-61	H
02/03/01	L, 61-66	A
01/05/02	L, 60-67	A
02/02/02	W, 71-69	H
02/01/03	W, 60-58	H
02/22/03	W, 80-70	A
02/07/04	W, 54-53	A
03/01/04	W, 60-42	H
02/05/05	W, 82-69	H
02/28/05	W, 91-81	A
02/04/06	W, 66-64	A
02/27/06	W, 82-58	H
12/31/06	W, 60-46	A
02/15/07	L, 67-69	H
12/18/07	W, 72-63	H
02/09/08	L, 60-66	A

ALL-TIME RECORD BY STATE

State	W-L	Pct.
Alabama	82-53	.607
Alaska	1-0	1.000
Arizona	2-0	1.000
Arkansas	29-25	.537
California	6-5	.545
Colorado	10-8	.555
Connecticut	0-0	----
Delaware	1-0	1.000
Florida	59-17	.776
Georgia	39-11	.780
Hawaii	1-0	1.000
Idaho	0-0	----
Illinois	10-9	.526
Indiana	11-7	.611
Iowa	2-1	.667
Kansas	0-3	.000
Kentucky	185-317	.369
Louisiana	52-38	.578
Maine	0-1	.000
Maryland	1-0	1.000
Massachusetts	0-1	.000
Michigan	3-3	.500
Minnesota	2-4	.333
Mississippi	19-11	.633
Missouri	13-16	.448
Montana	1-0	1.000
Nebraska	1-1	.500
Nevada	0-1	.000
New Hampshire	0-0	----
New Jersey	1-1	.500
New Mexico	3-6	.333
New York	4-2	.667
North Carolina	23-16	.590
North Dakota	0-0	----
Ohio	39-31	.557
Oklahoma	6-7	.462
Oregon	2-1	.667
Pennsylvania	5-2	.714
Rhode Island	1-0	1.000
South Carolina	9-8	.529
South Dakota	2-1	.667
Tennessee	459-354	.565
Texas	42-26	.618
Utah	1-1	.500
Vermont	1-0	1.000
Virginia	18-8	.692
Washington	0-0	----
West Virginia	14-6	.700
Wisconsin	2-0	1.000
Wyoming	1-1	.500
D.C.	1-0	1.000
Puerto Rico	1-0	1.000



- ALL-TIME SERIES RECORD -

01/10/09	W, 68-63	H
02/26/09	W, 71-66	A
01/14/10	L, 58-65	H
02/25/10	W, 74-71	A
01/29/11	W, 79-70	A
02/12/11	W, 80-68	H
03/06/11	W, 73-38	N
12/29/11	W, 71-66	H
01/12/12	W, 70-59	A
12/29/12	W, 69-52	H
01/31/13	W, 66-64	A
03/10/13	L, 57-61	N
02/08/14	W, 70-68	A
01/08/15	W, 65-52	H
03/05/15	L, 54-59	A
02/06/16	W, 67-66	H
03/05/16	W, 61-58	A
01/19/17	W, 65-52	A
03/02/17	W, 70-67	H
01/04/18	W, 71-66 (OT)	A

FLORIDA (0-2)

H: 0-0 ♦ A: 0-1 ♦ N: 0-1

11/18/12	L, 45-66	N
11/21/13	L, 59-79	A

FLORIDA ATLANTIC (19-4)

H: 9-2 ♦ A: 9-2 ♦ N: 1-0

12/21/05	W, 90-76	N
01/10/07	W, 72-68	A
02/24/07	W, 79-59	H
01/09/08	W, 61-57	H
02/23/08	L, 67-75	A
01/08/09	W, 59-57	H
02/21/09	W, 74-68	H
01/16/10	L, 60-61	H
02/27/10	W, 66-57	A
01/13/11	L, 61-71	H
01/27/11	L, 51-62	A
01/14/12	W, 67-54	A
02/18/12	W, 72-59	H
01/10/13	W, 62-52	H
02/02/13	W, 73-56	A
02/06/14	W, 67-63	A
01/10/15	W, 82-58	H
03/07/15	W, 77-54	A
02/04/16	W, 85-73	H
03/03/16	W, 76-59	A
01/21/17	W, 86-57	A
03/04/17	W, 93-59	H
01/06/18	W, 61-57	A

FLORIDA GULF COAST (2-0)

H: 1-0 ♦ A: 1-0 ♦ N: 0-0

11/21/17	W, 85-72	H
12/2/17	W, 81-76	A

FLORIDA STATE (1-0)

H: 0-0 ♦ A: 0-0 ♦ N: 1-0

03/16/89	W, 97-83	N
----------	----------	---

FREED-HARDEMAN (2-0)

H: 2-0 ♦ A: 0-0 ♦ N: 0-0

01/02/86	W, 118-53	H
12/18/06	W, 92-48	H

FURMAN (0-1)

H: 0-1 ♦ A: 0-0 ♦ N: 0-0

12/12/10	L, 61-76	H
----------	----------	---

GEORGIA (1-1)

H: 0-1 ♦ A: 0-0 ♦ N: 1-0

11/25/83	L, 67-83	H
03/22/88	W, 69-59	N

GEORGIA COLLEGE (5-0)

H: 5-0 ♦ A: 0-0 ♦ N: 0-0

12/05/77	W, 92-54	H
12/02/78	W, 74-54	H
01/02/84	W, 82-53	H
11/23/84	W, 65-63 (OT)	H
12/10/87	W, 79-73	H

GEORGIA SOUTHERN (3-2)

H: 2-1 ♦ A: 1-1 ♦ N: 0-0

12/19/63	W, 88-83	H
01/17/84	L, 54-55	H
01/30/85	L, 64-72	A
12/01/90	W, 80-77	A
12/20/90	W, 80-76 (OT)	H

GEORGIA SOUTHWESTERN (1-0)

H: 1-0 ♦ A: 0-0 ♦ N: 0-0

12/09/77	W, 79-58	H
----------	----------	---

GEORGIA STATE (8-4)

H: 3-1 ♦ A: 4-3 ♦ N: 1-0

01/25/71	W, 72-61	A
02/07/72	W, 98-59	H
01/17/73	L, 62-67	A
12/22/80	W, 74-58	A
12/17/81	W, 62-49	H
02/01/83	L, 60-73	H
02/23/83	W, 76-69	A
11/26/83	W, 70-58	N
12/21/83	W, 66-57	A
02/04/84	W, 84-61	H
12/22/15	L, 62-64	A
12/21/16	L, 56-64	A

GRAMBLING (2-0)

H: 1-0 ♦ A: 1-0 ♦ N: 0-0

12/04/90	W, 96-87	H
02/06/91	W, 114-85	A

GRAND CANYON (1-0)

H: 0-0 ♦ A: 0-0 ♦ N: 1-0

12/30/13	W, 79-56	N
----------	----------	---

GREEN BAY (1-0)

H: 1-0 ♦ A: 0-0 ♦ N: 0-0

12/05/74	W, 73-57	H
----------	----------	---

HOUSTON (0-2)

H: 0-1 ♦ A: 0-1 ♦ N: 0-0

12/01/07	L, 68-83	A
12/02/08	L, 67-70	H

HOUSTON BAPTIST (3-1)

H: 2-0 ♦ A: 1-1 ♦ N: 0-0

11/16/08	W, 80-63	H
02/07/09	W, 89-77	A
02/13/10	W, 109-79	H
02/22/11	L, 68-70	A

HOWARD (1-0)

H: 1-0 ♦ A: 0-0 ♦ N: 0-0

12/22/10	W, 69-51	H
----------	----------	---

HUNTINGDON (1-0)

H: 1-0 ♦ A: 0-0 ♦ N: 0-0

01/19/63	W, 79-74	H
----------	----------	---

INDIANA STATE (2-2)

H: 2-0 ♦ A: 0-2 ♦ N: 0-0

11/25/95	W, 81-78	H
12/19/96	L, 66-92	A
11/26/05	L, 79-85 (OT)	A
11/30/06	W, 65-58	H

IPFW (4-0)

H: 2-0 ♦ A: 2-0 ♦ N: 0-0

01/31/02	W, 90-80	A
01/28/03	W, 71-52	H
01/06/04	W, 72-65	H
01/05/05	W, 66-61	A

IUPUI (2-1)

H: 2-0 ♦ A: 0-1 ♦ N: 0-0

12/02/00	L, 70-78	A
11/21/01	W, 76-72	H
12/07/02	W, 64-60	H

JACKSONVILLE (1-0)

H: 0-0 ♦ A: 0-0 ♦ N: 0-0

12/14/61	W, 59-54	
----------	----------	--

JACKSONVILLE STATE (2-2)

H: 0-0 ♦ A: 0-0 ♦ N: 0-0

1938-39	L, 45-62	
1939-40	L, 5-34	
1940-41	W, 37-31	
1941-42	W, 35-30	

KANSAS (0-3)

H: 0-1 ♦ A: 0-2 ♦ N: 0-0

12/13/97	L, 68-103	A
12/05/99	L, 77-97	H
11/27/00	L, 66-92	A





- ALL-TIME SERIES RECORD -

KENNESAW STATE (6-0)

H: 6-0 ♦ A: 0-0 ♦ N: 0-0

01/08/87	W, 98-70	H
01/02/88	W, 103-71	H
11/28/88	W, 93-56	H
12/16/89	W, 75-62	H
11/26/90	W, 97-77	H
12/27/02	W, 66-62	H

KENT STATE (0-1)

H: 0-1 ♦ A: 0-0 ♦ N: 0-0

03/18/15	L, 56-68	H
----------	----------	---

KENTUCKY (1-0)

H: 0-0 ♦ A: 0-0 ♦ N: 1-0

03/11/82	W, 50-44	N
----------	----------	---

KENTUCKY WESLEYAN (1-4)

H: 1-1 ♦ A: 0-2 ♦ N: 0-1

01/05/57	L, 58-65	A
12/09/57	L, 69-79	H
12/13/58	L, 70-77	N
12/30/58	W, 78-72	H
02/21/59	L, 73-84	A

KING COLLEGE (1-0)

H: 1-0 ♦ A: 0-0 ♦ N: 0-0

11/13/09	W, 93-73	H
----------	----------	---

LA TECH (5-11)

H: 4-3 ♦ A: 1-8 ♦ N: 0-0

12/12/59	L, 63-81	A
12/15/87	L, 63-64	H
01/07/88	L, 67-72	A
12/20/88	W, 91-87	H
01/12/89	L, 71-72	A
12/09/89	L, 77-98	A
01/11/90	W, 84-75	H
01/25/01	L, 55-75	A
02/15/01	L, 53-68	H
02/27/14	L, 39-55	A
01/17/15	L, 68-75	A
02/07/15	L, 62-73	H
02/11/16	L, 63-73	A
01/28/17	W, 71-61	H
01/11/18	W, 72-57	H
02/17/18	W, 87-70	A

LAMAR (1-0)

H: 1-0 ♦ A: 0-0 ♦ N: 0-0

11/19/09	W, 74-66	H
----------	----------	---

LAMBUTH (1-0)

H: 1-0 ♦ A: 0-0 ♦ N: 0-0

11/19/04	W, 95-54	H
----------	----------	---

LEHIGH (1-0)

H: 0-0 ♦ A: 0-0 ♦ N: 1-0

12/04/92	W, 89-73	N
----------	----------	---

LINCOLN MEMORIAL (8-5)

H: 0-0 ♦ A: 0-0 ♦ N: 0-0

1947-48	W, 46-44	
1948-49	L, 57-61	
1948-49	L, 52-59	
1949-50	W, 52-43	
1949-50	L, 39-74	
1950-51	W, 57-53	
1950-51	L, 57-61	
1951-52	W, 51-48	
1951-52	W, 55-53	
1953-54	W, 82-55	
1954-55	L, 70-77	
1954-55	W, 92-91	
12/17/86	W, 116-92	

LIPSCOMB (32-19)

H: 10-0 ♦ A: 2-2 ♦ N: 2-2

1937-38	L, 29-48	
1937-38	L, 41-49	
1938-39	W, 53-40	
1938-39	W, 31-21	
1939-40	W, 48-21	
1939-40	W, 56-33	
1940-41	L, 55-56	
1940-41	W, 45-38	
1941-42	L, 20-29	
1941-42	W, 53-42	
1945-46	W, Inc.	
1946-47	W, 56-51	
1946-47	L, 38-46	
1946-47	W, 49-38	
1947-48	W, 66-53	
1947-48	L, 36-43	
1947-48	L, 42-58	N
1948-49	L, 50-56	
1948-49	W, 48-34	
1948-49	L, 55-59	N
1949-50	L, 41-46	
1949-50	W, 44-40	
1949-50	W, 61-56	
1950-51	L, 50-73	
1950-51	L, 38-88	
1951-52	W, 57-44	
1951-52	L, 53-65	
1952-53	L, 60-61	
1952-53	W, 69-57	
1952-53	L, 75-85	
1953-54	W, 83-70	
1953-54	W, 73-66	N
1954-55	L, 75-90	
1954-55	W, 79-68	
1955-56	W, 88-66	
1955-56	L, 75-76 (OT)	
1955-56	W, 75-69	N
02/02/57	W, 75-73 (OT)	A
02/14/57	W, 75-43	H
01/07/58	W, 68-61	H
01/28/58	W, 77-65	H
12/02/58	W, 79-52	H

01/05/59	L, 82-84	A
12/01/59	W, 109-73	H
01/23/60	W, 96-78	A
01/12/61	L, 66-68 (OT)	A
02/18/61	W, 94-74	H
12/30/74	W, 82-50	H
12/30/78	W, 91-72	H
11/25/91	W, 79-66	H
11/16/07	W, 68-62	H

LIVINGSTON STATE (1-0)

H: 1-0 ♦ A: 0-0 ♦ N: 0-0

1952-53	W, 88-74	H
---------	----------	---

LOUISIANA (13-6)

H: 8-1 ♦ A: 4-3 ♦ N: 1-2

01/23/59	W, 85-79	A
12/05/59	W, 81-72	H
02/17/01	L, 57-85	A
01/12/02	W, 69-64	A
01/25/03	L, 65-71	A
01/31/04	L, 64-74	H
03/08/04	L, 66-70	N
01/29/05	L, 44-54	A
03/06/05	L, 57-71	N
01/28/06	W, 73-59	H
01/27/07	W, 71-59	H
01/31/08	W, 57-51	A
01/29/09	W, 83-76	H
01/02/10	W, 68-58	H
01/08/11	W, 73-64 (OT)	A
01/07/12	W, 65-53	H
11/29/12	W, 72-58	A
01/19/13	W, 82-60	H
03/09/13	W, 81-66	N

LOUISVILLE (0-3)

H: 0-0 ♦ A: 0-2 ♦ N: 0-1

03/13/82	L, 56-81	N
12/20/05	L, 68-76	A
03/18/18	L, 68-84	A

LOYOLA (IL) (0-1)

H: 0-0 ♦ A: 0-1 ♦ N: 0-0

12/14/64	L, 85-117	A
----------	-----------	---

LOYOLA MARYMOUNT (1-0)

H: 0-0 ♦ A: 1-0 ♦ N: 0-0

11/13/11	W, 58-51	A
----------	----------	---

LSU (0-1)

H: 0-0 ♦ A: 0-1 ♦ N: 0-0

11/27/91	L, 65-96	A
----------	----------	---

LYON (1-0)

H: 1-0 ♦ A: 0-0 ♦ N: 0-0

12/03/94	W, 75-68	H
----------	----------	---



- ALL-TIME SERIES RECORD -

MACMURRAY (3-1)

H: 2-1 ♦ A: 1-0 ♦ N: 0-0

01/03/63	L, 68-77	H
01/02/64	W, 98-84	H
12/04/71	W, 77-74	A
01/10/73	W, 113-75	H

MAINE (0-1)

H: 0-0 ♦ A: 0-0 ♦ N: 0-1

12/29/13	L, 85-89 (OT)	N
----------	---------------	---

MARIST (1-1)

H: 1-0 ♦ A: 0-1 ♦ N: 0-0

11/24/98	L, 61-65	A
11/27/99	W, 76-55	H

MARSHALL (11-5)

H: 6-1 ♦ A: 3-4 ♦ N: 2-0

02/25/76	W, 99-82	A
02/02/77	W, 94-87	H
12/20/86	L, 85-87	A
12/22/87	W, 91-80	H
11/17/09	L, 60-63	A
03/13/12	W, 86-78	H
02/22/14	W, 56-53	A
02/19/15	W, 90-51	H
01/28/16	L, 66-82	A
02/27/16	W, 83-74	H
03/11/16	W, 99-90	N
01/12/17	W, 69-57	H
02/18/17	W, 97-86	A
03/11/17	W, 83-72	N
01/18/18	L, 63-73	A
03/03/18	L, 67-76	H

MARTIN COLLEGE (4-0)

H: 0-0 ♦ A: 0-0 ♦ N: 0-0

1946-47	W, 47-34	
1946-47	W, 51-44	
1947-48	W, 42-31	
1947-48	W, 58-45	

MARTIN METHODIST (1-0)

H: 1-0 ♦ A: 0-0 ♦ N: 0-0

12/20/99	W, 87-79	H
----------	----------	---

MCNEESE STATE (3-2)

H: 2-1 ♦ A: 1-1 ♦ N: 0-0

12/10/58	L, 49-50	H
12/18/78	W, 67-61	H
01/05/80	L, 53-65	A
12/20/86	W, 86-80	H
12/22/87	W, 84-69	A

MEMPHIS (15-24)

H: 0-0 ♦ A: 0-6 ♦ N: 0-2

1929-30	L, 21-41	
1932-33	W, Inc.	
1933-34	W, 45-33	
1933-34	W, 36-18	

1934-35	W, 33-31	
1934-35	L, 23-33	
1935-36	W, 42-35	
1935-36	W, 40-34	
1936-37	W, 33-24	
1936-37	L, 33-52	
1937-38	W, 30-29	
1937-38	W, 44-43	
1938-39	W, 41-34	
1938-39	W, 39-31	
1939-40	W, 52-35	
1939-40	L, 31-41	
1940-41	L, 28-37	
1940-41	L, 36-52	
1941-42	L, 29-70	
1941-42	W, 36-25	
1947-48	L, 45-53	
1947-48	L, 46-52	
1948-49	W, 68-56	
1949-50	L, 50-64	
1951-52	L, 57-92	
1951-52	L, 46-61	
1952-53	W, 77-62	
1953-54	L, 68-75	
1953-54	L, 65-82	
1954-55	L, 80-95	
1954-55	L, 86-91	
02/15/61	L, 61-81	A
11/30/83	L, 47-74	A
12/05/84	L, 77-90	A
11/30/85	L, 63-73	N
12/08/90	L, 60-75	A
01/04/06	L, 50-83	A
12/23/06	L, 46-86	A
12/15/07	L, 41-65	N

MERCER (5-3)

H: 2-1 ♦ A: 3-0 ♦ N: 0-0

1925-26	L, 28-30	
1927-28	L, 28-33	
12/23/75	W, 83-72	H
01/03/77	W, 59-55 (OT)	A
02/08/79	L, 61-64 (OT)	H
02/14/79	W, 62-61	A
12/15/79	W, 63-62	A
12/22/79	W, 81-63	H

MIAMI (FL) (0-1)

H: 0-0 ♦ A: 0-0 ♦ N: 0-1

12/25/17	L, 81-84	N
----------	----------	---

MIAMI (OH) (1-0)

H: 0-0 ♦ A: 0-0 ♦ N: 1-0

12/19/87	W, 81-72	N
----------	----------	---

MICHIGAN (1-0)

H: 1-0 ♦ A: 0-0 ♦ N: 0-0

12/29/86	W, 85-83	H
----------	----------	---

MICHIGAN STATE (1-1)

H: 0-0 ♦ A: 0-1 ♦ N: 1-0

12/19/77	L, 51-72	A
03/18/16	W, 90-81	N

MIDWESTERN (0-1)

H: 0-0 ♦ A: 0-1 ♦ N: 0-0

12/20/57	L, 65-84	A
----------	----------	---

MILES (1-0)

H: 1-0 ♦ A: 0-0 ♦ N: 0-0

12/08/84	W, 103-69	H
----------	-----------	---

MILLIGAN (9-2)

H: 2-0 ♦ A: 1-0 ♦ N: 1-1

1947-48	L, 53-54	N
1948-49	L, 67-90	
1948-49	W, 70-62	
1949-50	W, 72-58	
1949-50	W, 75-73	
1950-51	W, 106-93	N
1951-52	W, 88-56	
1951-52	W, 89-50	
01/09/57	W, 84-63	H
02/08/57	W, 91-83	A
11/11/16	W, 102-64	H

MINNESOTA (2-4)

H: 0-2 ♦ A: 0-2 ♦ N: 2-0

11/23/85	W, 92-79	N
12/12/92	L, 65-88	A
12/03/93	L, 76-90	H
12/31/94	L, 57-98	A
03/21/12	L, 72-78	H
03/16/17	W, 81-72	N

MISSISSIPPI STATE (0-1)

H: 0-0 ♦ A: 0-1 ♦ N: 0-0

12/09/78	L, 50-85	A
----------	----------	---

MISSISSIPPI VALLEY STATE (3-1)

H: 2-0 ♦ A: 1-1 ♦ N: 0-0

11/23/90	W, 89-77	H
12/07/91	W, 87-67	A
11/27/04	L, 58-71	A
12/11/04	W, 75-54	H

MISSOURI (0-1)

H: 0-0 ♦ A: 0-1 ♦ N: 0-0

12/11/85	L, 77-81	A
----------	----------	---

MISSOURI STATE (1-0)

H: 0-0 ♦ A: 0-0 ♦ N: 1-0

12/22/08	W, 63-51	N
----------	----------	---

MONTANA (1-0)

H: 0-0 ♦ A: 0-0 ♦ N: 1-0

11/22/96	W, 66-63	N
----------	----------	---





- ALL-TIME SERIES RECORD -

MONTREAT (1-0)

H: 1-0 ♦ A: 0-0 ♦ N: 0-0

11/27/96 W, 98-52 H

MOREHEAD STATE (50-50)

H: 33-12 ♦ A: 16-28 ♦ N: 1-1

1952-53	L, 74-94	
1952-53	L, 83-88	
1953-54	L, 80-93	
1953-54	L, 72-83	
1954-55	L, 79-98	
1954-55	L, 96-97	
1954-55	L, 68-123	
1955-56	L, 78-95	
1955-56	L, 70-93	
12/08/56	L, 72-95	A
01/28/57	L, 67-70	H
01/04/58	W, 71-68	H
01/25/58	L, 79-99	A
01/17/59	L, 81-94	H
01/05/59	L, 78-101	A
01/16/60	L, 82-83	A
02/01/60	W, 89-82	H
12/12/60	L, 75-85	A
01/28/61	L, 66-80	H
01/27/62	L, 67-70	H
02/07/62	W, 72-69	A
12/08/62	L, 59-103	A
02/16/63	L, 67-79	H
12/07/63	L, 91-96	H
02/01/64	W, 92-85	A
01/09/65	L, 73-96	A
02/08/65	W, 87-82	H
01/08/66	L, 64-78	H
02/14/66	L, 76-94	A
01/14/67	L, 67-91	H
02/20/67	L, 62-87	A
01/13/68	L, 69-85	A
02/19/68	W, 92-88	H
01/11/69	W, 93-88 (OT)	H
02/10/69	L, 74-106	A
01/10/70	L, 67-88	A
02/09/70	W, 80-64	H
01/09/71	W, 71-69	H
02/22/71	L, 55-70	A
01/24/72	L, 63-64	A
02/17/72	W, 98-71	H
01/20/73	L, 63-72	H
02/19/73	L, 87-89	A
01/19/74	L, 77-82	A
02/18/74	W, 82-81	H
01/20/75	W, 91-87	H
02/15/75	L, 85-89	A
03/07/75	W, 85-68	H
01/24/76	L, 63-74	A
02/23/76	W, 93-67	H
01/17/77	W, 65-52	H
02/14/77	L, 67-74	A
03/04/77	W, 92-70	N
01/07/78	W, 92-59	A

02/06/78	W, 37-36	H
01/06/79	W, 99-97 (OT)	H
02/05/79	W, 70-66	A
01/26/80	L, 66-68	A
02/02/80	W, 75-68	H
01/03/81	W, 64-57	H
01/29/81	L, 60-61	A
12/10/81	W, 64-59	A
02/25/82	W, 63-52	H
12/17/82	L, 84-85	A
03/04/83	L, 65-85	H
01/12/84	W, 57-54	A
02/16/84	L, 73-88	H
01/12/85	W, 75-63	H
02/16/85	W, 83-67	A
01/18/86	W, 107-73	A
02/24/86	W, 80-63	H
01/17/87	W, 81-72	H
02/23/87	W, 84-74	A
01/30/88	W, 100-85	A
02/15/88	W, 109-95	H
01/23/89	W, 108-68	H
02/18/89	L, 99-101	A
01/27/90	W, 67-65	A
02/12/90	W, 89-76	H
01/21/91	W, 64-58	A
02/16/91	W, 70-68	H
01/25/92	W, 80-72	H
02/10/92	W, 92-85	A
03/06/92	L, 80-81	N
01/09/93	W, 76-65	H
02/20/93	L, 59-81	A
01/24/94	L, 58-60	A
02/26/94	W, 74-65	H
01/23/95	L, 74-87	H
02/25/95	L, 61-65	A
01/20/96	L, 59-68	A
02/19/96	W, 73-71	H
01/06/97	W, 78-72	A
01/30/97	W, 98-86	H
01/24/98	W, 77-64	A
02/21/98	W, 74-61	H
01/21/99	W, 75-62	H
02/18/99	L, 74-75	A
01/08/00	W, 77-73	A
02/05/00	W, 69-67	H

1934-35	L, 31-42	H
1934-35	L, 28-33	A
1935-36	L, 31-57	H
1935-36	L, 26-48	A
1936-37	L, 17-46	A
1936-37	L, 32-50	H
1937-38	L, 36-66	H
1937-38	L, 31-45	A
1938-39	L, 37-49	H
1938-39	L, 48-76	A
1939-40	L, 33-40	H
1939-40	L, 42-60	A
1940-41	L, 37-64	H
1940-41	L, 22-51	A
1941-42	L, 33-44	A
1941-42	L, 28-52	H
1948-49	L, 50-68	A
1948-49	L, 38-43	H
1949-50	L, 36-79	H
1949-50	L, 59-100	A
1952-53	L, 67-68	H
1952-53	L, 73-78	A
1952-53	L, 70-79	N
1953-54	L, 83-105	H
1953-54	L, 77-88	A
1953-54	W, 86-84	N
1954-55	L, 80-104	A
1954-55	L, 73-104	H
1955-56	L, 66-86	H
1955-56	L, 82-104	A
01/02/57	L, 68-98	H
02/13/57	W, 80-66	A
01/15/58	W, 80-72	A
02/05/58	L, 66-71	H
01/31/59	W, 78-66	H
02/24/59	W, 84-82	A
01/05/60	L, 70-80	A
02/10/60	L, 65-78	H
01/04/61	L, 58-97	H
02/08/61	L, 74-77	A
01/03/62	L, 61-83	A
02/03/62	L, 68-69	H
01/02/63	W, 86-82	H
02/06/63	L, 73-109	A
01/07/64	L, 68-98	A
02/10/64	L, 79-86	H
02/02/65	L, 79-80	H
02/24/65	L, 89-91 (OT)	A
12/20/65	L, 65-86	N
01/04/66	L, 73-89	H
02/09/66	L, 81-107	A
01/18/67	L, 93-96 (OT)	H
01/30/67	L, 75-91	A
01/04/68	L, 74-77	A
01/29/68	L, 72-91	H
01/18/69	L, 68-70	A
02/05/69	L, 71-74	H
02/11/70	L, 65-88	A
02/23/70	L, 72-83	H
02/08/71	L, 47-51	H

MORRIS HARVEY (1-0)

H: 1-0 ♦ A: 0-0 ♦ N: 0-0

12/04/75 W, 89-67 H

MURRAY STATE (37-103)

H: 20-45 ♦ A: 14-53 ♦ N: 3-5

1929-30	W, 39-29	H
1931-32	L, 18-63	A
1931-32	L, 22-36	H
1932-33	L, 27-77	A
1932-33	W, 23-22	A
1933-34	L, 34-51	H
1933-34	L, 36-39	A





- ALL-TIME SERIES RECORD -

NORTH CAROLINA A&T (2-1)

H: 1-0 ♦ A: 1-1 ♦ N: 0-0	
12/19/95	W, 64-53 H
11/29/95	W, 75-64 A
11/23/10	L, 56-65 A

NORTH CAROLINA CENTRAL (1-0)

H: 1-0 ♦ A: 0-0 ♦ N: 0-0	
11/30/78	W, 72-55 H

NORTH CAROLINA STATE (0-1)

H: 0-0 ♦ A: 0-0 ♦ N: 0-1	
12/21/98	L, 59-91 N

NORTH FLORIDA (1-0)

H: 1-0 ♦ A: 0-0 ♦ N: 0-0	
11/13/13	W, 77-70 H

NORTH GEORGIA (1-0)

H: 1-0 ♦ A: 0-0 ♦ N: 0-0	
11/26/94	W, 72-64 H

NORTH TEXAS (15-7)

H: 9-1 ♦ A: 6-4 ♦ N: 0-2	
01/06/01	W, 105-71 H
01/19/02	L, 63-85 A
01/06/03	W, 76-55 H
02/12/04	L, 64-69 A
02/10/05	W, 79-64 H
02/09/06	W, 62-60 A
01/25/07	L, 53-66 A
03/05/07	L, 52-59 N
01/27/08	W, 69-60 H
12/31/08	W, 89-80 A
02/14/09	L, 78-89 H
03/08/09	L, 79-88 N
01/30/10	W, 69-64 H
01/05/11	W, 78-71 H
02/02/12	W, 68-66 A
12/31/12	W, 75-57 H
01/24/13	W, 72-64 A
01/25/14	W, 70-65 A
02/14/15	L, 56-57 A

02/21/16	W, 86-64 H
01/07/17	W, 79-68 A
02/10/18	W, 79-73 H

NORTHERN ARIZONA (1-0)

H: 1-0 ♦ A: 0-0 ♦ N: 0-0	
11/25/14	W, 66-53 H

NORTHRIDGE (1-0)

H: 1-0 ♦ A: 0-0 ♦ N: 0-0	
12/07/61	W, 77-76 (OT) H

NORTHWESTERN STATE (2-0)

H: 2-0 ♦ A: 0-0 ♦ N: 0-0	
12/08/59	W, 67-64 H
12/28/60	W, 81-74 H

NOTRE DAME (0-1)

H: 0-0 ♦ A: 0-0 ♦ N: 0-1	
03/12/87	L, 71-84 N

OGLETHORPE (1-1)

H: 0-1 ♦ A: 1-0 ♦ N: 0-0	
12/30/67	W, 77-75 (OT) A
02/06/68	L, 81-91 H

OHIO (0-2)

H: 0-0 ♦ A: 0-1 ♦ N: 0-1	
12/29/58	L, 66-77 N
11/15/10	L, 68-81 A

OHIO VALLEY (1-0)

H: 1-0 ♦ A: 0-0 ♦ N: 0-0	
11/14/14	W, 77-60 H

OKLAHOMA STATE (0-1)

H: 0-0 ♦ A: 0-1 ♦ N: 0-0	
12/16/14	L, 44-68 A

OLD DOMINION (9-0)

H: 3-0 ♦ A: 3-0 ♦ N: 3-0	
12/02/86	W, 92-70 A
02/01/14	W, 64-48 H
03/13/14	W, 62-48 N

01/22/15	W, 68-58 (OT) H
03/12/15	W, 59-52 N
01/16/16	W, 64-61 A
03/12/16	W, 55-53 N
02/09/17	W, 64-51 H
02/01/18	W, 66-59 A

OLE MISS (6-4)

H: 2-0 ♦ A: 2-2 ♦ N: 2-1	
1947-48	L, 36-65
12/29/60	L, 62-64 N
01/26/63	L, 68-77 A
11/30/74	W, 79-68 N
12/12/77	W, 61-53 A
12/21/11	W, 68-56 N
12/08/12	W, 65-62 H
12/14/13	L, 63-72 A
11/30/16	W, 77-62 A
12/9/17	W, 77-58 H

ORAL ROBERTS (6-3)

H: 5-0 ♦ A: 1-3 ♦ N: 0-0	
12/02/68	W, 115-98 H
11/17/77	L, 55-58 A
02/25/81	W, 85-79 H
01/27/81	L, 73-83 A
01/02/92	W, 100-78 H
12/21/92	L, 75-78 A
02/06/93	W, 93-76 H
12/01/93	W, 94-77 H
11/30/95	W, 91-74 A

OREGON STATE (0-1)

H: 0-0 ♦ A: 0-0 ♦ N: 0-1	
03/15/75	L, 67-78 N

PALM BEACH ATLANTIC (1-0)

H: 1-0 ♦ A: 0-0 ♦ N: 0-0	
01/09/76	W, 93-69 H

PARSONS (1-1)

H: 1-1 ♦ A: 0-0 ♦ N: 0-0	
12/17/64	L, 77-85 H
02/08/73	W, 85-67 H

PEABODY (3-0)

H: 0-0 ♦ A: 0-0 ♦ N: 0-0	
1922-23	W, 53-19
1922-23	W, 48-13
1922-23	W, 60-18

PENNSYLVANIA (0-1)

H: 0-0 ♦ A: 0-0 ♦ N: 0-1	
11/29/74	L, 74-101 N

PEPPERDINE (0-1)

H: 0-0 ♦ A: 0-0 ♦ N: 0-1	
12/28/77	L, 61-68 N

MIDDLE TENNESSEE VS. CONFERENCE USA

Opponent	W-L	Pct.	Streak	Last 5	Last 10
Charlotte	7-1	.875	W7	5-0	----
FIU	30-8	.789	W5	5-0	8-2
Florida Atlantic	19-4	.826	W12	5-0	10-0
LA Tech	5-11	.313	W3	3-2	3-7
Marshall	11-5	.688	L2	3-2	7-3
North Texas	15-7	.682	W3	4-1	9-1
Old Dominion	9-0	1.000	W9	5-0	----
Rice	6-2	.750	W3	4-1	----
Southern Miss	8-2	.800	L1	4-1	8-2
UAB	7-10	.412	W4	4-1	5-5
UTEP	4-3	.571	W2	4-1	----
UTSA	5-1	.833	W4	4-1	----
WKU	43-93	.316	W4	4-1	8-2



- ALL-TIME SERIES RECORD -

**BLUE
RAIDER**

BASKETBALL

PIEDMONT (1-0)
H: 0-0 ♦ A: 0-0 ♦ N: 0-0

1929-30	W, 32-23	
---------	----------	--

PIKEVILLE COLLEGE (2-0)
H: 2-0 ♦ A: 0-0 ♦ N: 0-0

12/07/78	W, 84-74	H
12/06/79	W, 85-70	H

PORTLAND STATE (2-0)
H: 1-0 ♦ A: 1-0 ♦ N: 0-0

02/19/05	W, 83-62	H
12/3/05	W, 65-62	A

PRESBYTERIAN (3-0)
H: 2-0 ♦ A: 0-0 ♦ N: 1-0

12/15/62	W, 82-80	N
12/19/74	W, 115-64	H
12/30/97	W, 60-42	H

PRINCETON (1-0)
H: 0-0 ♦ A: 0-0 ♦ N: 1-0

12/22/17	W, 69-67	N
----------	----------	---

PROVIDENCE (1-0)
H: 0-0 ♦ A: 0-0 ♦ N: 1-0

11/23/96	W, 77-75	N
----------	----------	---

PURDUE (0-1)
H: 0-0 ♦ A: 0-0 ♦ N: 0-1

12/06/02	L, 56-85	N
----------	----------	---

RADFORD (0-4)
H: 0-2 ♦ A: 0-2 ♦ N: 0-0

12/29/94	L, 57-60	H
12/09/95	L, 77-92	A
12/21/00	L, 73-80	H
12/01/01	L, 53-72	A

RICE (6-2)
H: 4-0 ♦ A: 2-2 ♦ N: 0-0

12/04/00	W, 75-73 (OT)	A
12/04/01	W, 65-52	H
11/23/04	L, 62-67	A
03/01/14	W, 65-41	H
02/12/15	L, 68-71 (2OT)	A
01/23/16	W, 87-73	H
01/05/17	W, 80-77	A
02/08/18	W, 94-75	H

RIO GRANDE (2-0)
H: 2-0 ♦ A: 0-0 ♦ N: 0-0

12/13/75	W, 89-65	H
12/20/79	W, 77-45	H

ROLLINS (1-0)
H: 1-0 ♦ A: 0-0 ♦ N: 0-0

12/14/62	W, 79-61	H
----------	----------	---

SAINT LOUIS (1-0)
H: 1-0 ♦ A: 0-0 ♦ N: 0-0

11/30/79	W, 67-65	H
----------	----------	---

SAINT MARY'S (0-1)
H: 0-0 ♦ A: 0-0 ♦ N: 0-1

03/19/13	L, 54-67	N
----------	----------	---

SAMFORD (3-1)
H: 1-0 ♦ A: 0-1 ♦ N: 2-0

12/21/81	W, 67-63 (OT)	H
01/18/83	L, 64-71	A
12/29/90	W, 62-50	N
11/20/10	W, 68-55	N

SAN JOSE STATE (0-1)
H: 0-1 ♦ A: 0-0 ♦ N: 0-0

11/15/07	L, 77-78	H
----------	----------	---

SAVANNAH STATE (1-0)
H: 0-0 ♦ A: 1-0 ♦ N: 0-0

11/13/12	W, 58-55	A
----------	----------	---

SETON HALL (0-1)
H: 0-0 ♦ A: 0-0 ♦ N: 0-1

11/24/87	L, 61-93	N
----------	----------	---

SEWANEE (20-3)
H: 0-0 ♦ A: 0-0 ♦ N: 0-0

1922-23	W, 23-17	
1922-23	W, 48-8	
1925-26	W, 48-15	
1925-26	W, 25-23	
1931-32	W, 22-18	
1931-32	W, 44-35	
1940-41	W, 36-29	
1940-41	W, 35-32	
1941-42	W, 52-31	
1941-42	W, 53-24	
1946-47	W, 32-31	
1946-47	W, 37-34	
1947-48	W, 47-31	
1947-48	W, 56-38	
1949-50	L, 41-54	
1950-51	W, 49-34	
1950-51	W, 56-52	
1951-52	W, 53-42	
1952-53	L, 60-70	
1952-53	W, 85-73	
1953-54	W, 100-78	
1953-54	L, 60-67	
12/01/75	W, 88-71	

SHORTER COLLEGE (1-0)
H: 1-0 ♦ A: 0-0 ♦ N: 0-0

12/10/70	W, 88-62	H
----------	----------	---

SIU EDWARDSVILLE (3-0)
H: 2-0 ♦ A: 1-0 ♦ N: 0-0

12/07/09	W, 80-51	H
----------	----------	---

12/13/10	W, 83-58	H
12/04/11	W, 73-64 (OT)	A

SLIPPERY ROCK (1-0)
H: 1-0 ♦ A: 0-0 ♦ N: 0-0

12/21/91	W, 72-46	H
----------	----------	---

SOUTH ALABAMA (21-12)
H: 9-5 ♦ A: 10-6 ♦ N: 2-1

12/08/79	L, 49-55	H
12/03/80	W, 80-79	A
112/03/81	W, 71-69 (OT)	H
12/04/82	L, 91-94	A
12/20/91	L, 71-76	N
01/13/01	L, 64-72	A
12/28/01	L, 51-59	A
03/01/02	W, 48-47	H
01/16/03	L, 53-64	H
03/09/03	W, 72-69	N
01/22/04	W, 72-63	A
01/20/05	L, 56-59	H
01/19/06	L, 63-75	A
01/02/07	W, 59-51	A
02/03/07	L, 38-61	H
03/04/07	W, 63-60 (OT)	N
12/22/07	L, 61-75	A
02/14/08	W, 76-70	H
03/10/08	W, 82-73	A
01/03/09	W, 82-67	A
02/19/09	L, 57-63	H
02/06/10	W, 80-68	A
02/20/10	W, 81-54	H
01/02/11	L, 57-63	A
02/05/11	W, 85-62	H
12/31/11	W, 68-52	H
01/21/12	W, 68-47	A
01/05/13	W, 60-56	A
02/21/13	W, 85-50	H
11/30/13	W, 65-55	H
12/6/14	W, 68-67 (OT)	A
12/05/15	W, 68-55	H
12/03/16	W, 67-55	A

SOUTH CAROLINA (1-0)
H: 0-0 ♦ A: 0-0 ♦ N: 1-0

11/29/85	W, 94-77	N
----------	----------	---

SOUTH CAROLINA STATE (2-1)
H: 1-0 ♦ A: 0-1 ♦ N: 1-0

11/29/90	L, 73-75	A
01/30/91	W, 81-63	H
12/30/03	W, 86-76	N

SOUTH DAKOTA STATE (2-1)
H: 1-0 ♦ A: 1-0 ♦ N: 0-1

02/13/06	W, 89-82 (OT)	H
01/29/07	W, 57-56	A
12/27/15	L, 61-65	N






HISTORY/RECORDS



- ALL-TIME SERIES RECORD -

SOUTHEAST MISSOURI (7-14)

H: 4-6 ♦ A: 3-6 ♦ N: 0-2

01/11/92	W, 61-58	H
02/24/92	W, 87-76	A
01/30/93	L, 69-80	A
02/27/93	L, 63-67 (OT)	H
01/17/94	L, 77-99	A
02/14/94	W, 94-68	H
01/16/95	W, 65-63	H
02/11/95	L, 63-78	A
01/13/96	L, 63-65	H
02/12/96	W, 78-75	A
01/18/97	L, 76-78	H
02/17/97	L, 76-85	A
02/25/97	W, 89-74	H
01/10/98	W, 70-55	A
02/07/98	L, 76-85	H
01/07/99	L, 63-73	H
02/04/99	L, 55-69	A
02/27/99	L, 74-82	N
01/10/00	L, 48-61	H
02/08/00	L, 56-76	A
03/04/00	L, 60-78	N

SOUTHEASTERN OKLAHOMA (0-1)

H: 0-0 ♦ A: 0-0 ♦ N: 0-1

1954-55	L, 67-120	N
---------	-----------	---

SOUTHERN (7-1)

H: 5-0 ♦ A: 2-1 ♦ N: 0-0

01/02/93	W, 70-69 (OT)	H
01/06/94	L, 86-96	A
01/11/95	W, 81-78	H
02/22/95	W, 65-63 (OT)	A
01/24/96	W, 88-73	H
12/07/96	W, 91-67	A
11/10/13	W, 78-75	H
11/22/14	W, 66-48	H

SOUTHERN ILLINOIS (0-1)

H: 0-1 ♦ A: 0-0 ♦ N: 0-0

12/18/59	L, 69-78	H
----------	----------	---

SOUTHERN MISS (8-2)

H: 5-0 ♦ A: 3-1 ♦ N: 0-1

12/11/58	W, 68-64	H
01/26/59	L, 66-80	A
02/15/14	W, 81-64	A
01/15/15	W, 62-61	A
02/05/15	W, 61-51	H
02/13/15	W, 76-54	A
01/26/17	W, 72-56	H
01/13/18	W, 69-49	H
02/15/18	W, 72-62	A
03/08/18	L, 68-71 (OT)	N

SPRING HILL (0-1)

H: 0-0 ♦ A: 0-0 ♦ N: 0-0

1946-47	L, 22-30	
---------	----------	--

ST. BERNARD (0-1)

H: 0-1 ♦ A: 0-0 ♦ N: 0-0

12/04/64	L, 95-99	H
----------	----------	---

ST. BONAVENTURE (0-1)

H: 0-1 ♦ A: 0-0 ♦ N: 0-0

12/30/93	L, 69-83	H
----------	----------	---

ST. FRANCIS (IN) (1-0)

H: 1-0 ♦ A: 0-0 ♦ N: 0-0

11/17/00	W, 93-59	H
----------	----------	---

ST. FRANCIS (PA) (2-0)

H: 1-0 ♦ A: 1-0 ♦ N: 0-0

01/26/70	W, 80-73	A
02/02/72	W, 81-73	H

STETSON (2-0)

H: 1-0 ♦ A: 1-0 ♦ N: 0-0

12/08/60	W, 69-56	H
12/01/61	W, 77-76 (OT)	A

SUE BENNETT (1-0)

H: 1-0 ♦ A: 0-0 ♦ N: 0-0

12/29/96	W, 127-70	H
----------	-----------	---

SYRACUSE (0-1)

H: 0-0 ♦ A: 0-0 ♦ N: 0-1

03/20/16	L, 50-75	N
----------	----------	---

TCU (0-3)

H: 0-1 ♦ A: 0-2 ♦ N: 0-0

12/07/93	L, 56-65 (OT)	A
12/21/94	L, 78-100	H
11/30/95	L, 83-86	A

TENNESSEE (2-9)

H: 0-1 ♦ A: 1-6 ♦ N: 1-2

03/18/88	W, 85-80	N
12/05/91	L, 83-86	A
12/10/99	L, 77-78	A
12/15/00	L, 83-99	N
01/21/02	L, 56-74	A
11/10/06	L, 52-83	A
11/20/07	L, 40-109	A

11/21/08	L, 66-76	H
12/11/09	L, 54-75	N
11/30/10	L, 56-86	A
03/19/12	W, 71-64	A

TENNESSEE STATE (45-17)

H: 25-5 ♦ A: 18-8 ♦ N: 2-4

12/07/73	L, 59-63	N
12/28/73	W, 85-77	H
01/07/75	W, 82-81	H
02/03/75	W, 82-81	H
12/11/78	L, 64-69	H
12/10/79	L, 63-75	A
12/30/80	W, 69-59	H
12/05/81	L, 55-60	H
01/16/82	W, 70-68 (OT)	A
11/26/82	L, 71-77	N
12/03/83	L, 57-58	A
02/02/84	W, 77-71	H
11/30/84	W, 80-60	N
02/07/85	W, 60-59	H
02/13/85	W, 70-65 (OT)	A
02/01/86	W, 63-62	A
02/26/86	W, 85-73	H
01/31/87	W, 66-65	A
02/26/87	W, 72-67	H
02/05/88	W, 98-83	A
02/20/88	W, 92-87	H
01/09/89	W, 89-60	H
02/04/89	W, 104-71	A
01/15/90	L, 0-2 (Forfeit)	A
02/24/90	W, 111-97	H
01/28/91	W, 92-80	H
02/09/91	W, 112-90	A
01/18/92	W, 55-50	A
02/17/92	W, 68-49	H
01/13/93	L, 70-78	H
02/11/93	L, 67-84	A
01/19/94	L, 56-66	H
02/05/94	L, 58-82	A
03/03/94	L, 60-61	N
01/18/95	L, 85-98	A
02/18/95	W, 77-76 (OT)	H
01/16/96	W, 86-74	A
02/10/96	W, 79-74	A

MIDDLE TENNESSEE VS. THE STATE OF TENNESSEE

Opponent	W-L	Pct.	Streak	Last 5	Last 10
Austin Peay	75-63	.543	W2	2-3	4-6
Belmont	22-16	.579	L1	2-3	3-7
Chattanooga	27-30	.474	W2	4-1	6-4
ETSU	34-21	.618	L2	3-2	7-3
Lipscomb	32-19	.627	W5	5-0	8-2
Memphis	15-24	.385	L12	0-5	0-10
Tennessee	2-9	.182	W1	1-4	1-9
Tennessee State	45-17	.726	W1	4-1	9-1
Tennessee Tech	58-83	.411	L2	1-4	5-5
UT Martin	23-10	.697	W1	3-2	8-2
Vanderbilt	7-29	.194	W3	3-2	4-6



- ALL-TIME SERIES RECORD -

**BLUE
RAIDER**

BASKETBALL

01/09/97	W, 72-70	H	1948-49	W, 69-46		01/10/79	L, 73-83	A
02/13/97	W, 82-75	A	1949-50	L, 45-56		02/10/79	L, 72-76 (OT)	H
01/17/98	W, 67-57	H	1949-50	W, 55-53		01/10/80	W, 65-62	H
02/14/98	L, 76-81	A	1950-51	L, 37-51		02/07/80	W, 77-68	A
02/28/98	L, 70-74	N	1950-51	L, 35-59		01/08/81	W, 86-62	A
01/14/99	W, 70-60	A	1951-52	L, 54-66		02/05/81	W, 53-50	H
02/11/99	W, 78-74	H	1951-52	W, 57-56		12/19/81	W, 88-63	H
02/23/99	W, 75-68	N	1952-53	L, 62-85		01/30/82	L, 61-75	A
01/22/00	W, 80-73	H	1952-53	L, 67-77		01/15/83	L, 67-82	A
02/19/00	W, 100-85	A	1953-54	L, 81-92		02/12/83	W, 71-68	H
11/20/00	L, 71-75	A	1953-54	L, 71-78		01/07/84	L, 60-70	A
12/09/00	W, 79-77	H	1954-55	L, 68-70		03/03/84	L, 66-68	H
12/08/01	W, 88-79	H	1954-55	W, 78-77		01/07/85	L, 64-70	H
12/05/04	W, 96-94	H	1955-56	L, 65-71		02/21/85	L, 70-74	A
12/31/05	W, 67-57	A	1955-56	L, 68-73		03/01/85	W, 54-52	H
12/04/06	W, 67-56	H	01/12/57	W, 85-80 (OT)	A	01/06/86	W, 79-77 (OT)	A
12/29/10	W, 65-58	H	02/04/57	W, 84-77	H	02/03/86	W, 83-80	H
12/01/11	W, 77-53	A	01/13/58	L, 65-76	H	01/05/87	W, 114-79	A
12/18/12	W, 77-48	H	02/15/58	L, 69-73 (OT)	A	02/02/87	W, 116-65	H
01/07/14	W, 74-56	A	01/12/59	L, 75-98	A	01/13/88	W, 69-67 (OT)	H
12/21/14	W, 65-47	H	01/14/59	W, 87-75	H	03/03/88	W, 92-89 (2OT)	A
11/21/15	W, 69-66	A	01/26/60	L, 69-76	A	01/16/89	W, 79-77	A
11/19/16	L, 63-74	H	02/13/60	L, 64-70	H	02/25/89	W, 89-68	H
11/18/17	W, 75-65	A	02/11/61	W, 88-78	H	01/08/90	L, 75-100	H
			02/22/61	W, 75-68	A	02/03/90	L, 69-79	A
			01/23/62	L, 58-61	A	01/26/91	L, 68-73	H
			02/19/62	L, 63-64 (OT)	H	02/11/91	W, 95-88	H
			01/14/63	L, 61-81	H	01/20/92	L, 90-99 (OT)	A
			02/18/63	L, 60-61	A	02/15/92	W, 97-76	H
			01/27/64	L, 57-61 (OT)	H	01/23/93	W, 86-73	A
			02/24/64	L, 76-81	A	01/15/93	L, 63-65	H
			01/16/65	L, 100-109	H	01/29/94	L, 68-69	H
			02/15/65	L, 79-87	A	02/17/94	L, 69-73	A
			01/15/66	L, 73-91	H	01/28/95	L, 75-77	H
			02/21/66	L, 77-108	A	02/09/95	L, 65-78	A
			01/09/67	L, 71-82	A	01/11/96	W, 78-68	A
			02/11/67	W, 83-72	H	02/15/96	L, 71-77 (OT)	H
			01/08/68	W, 76-62	H	02/29/96	L, 69-89	N
			02/10/68	L, 65-67	H	01/11/97	W, 80-72	H
			01/04/69	L, 58-67	A	02/08/97	L, 68-77	A
			02/15/69	L, 70-74	H	12/06/97	W, 67-48	A
			01/05/70	L, 51-57	H	01/13/98	W, 80-60	H
			02/14/70	W, 90-72	A	12/05/98	W, 67-56	H
			01/02/71	L, 58-74	A	01/12/99	L, 69-75 (OT)	A
			02/15/71	W, 69-60	H	01/15/00	L, 66-78	A
			01/17/72	W, 66-55	H	02/29/00	W, 87-70	A
			02/12/72	L, 58-59	A	12/04/02	L, 66-70	H
			01/13/73	L, 70-75	A	12/06/03	L, 63-87	A
			02/12/73	W, 78-67	H			
			01/12/74	W, 93-81	H	TENNESSEE TEMPLE (0-3)		
			02/11/74	W, 69-67	A	H: 3-0 ♦ A: 0-0 ♦ N: 0-0		
			01/13/75	W, 67-65	A	11/22/99	W, 69-55	H
			02/08/75	W, 102-83	H	11/12/10	W, 90-46	H
			01/17/76	W, 76-74	H	12/17/13	W, 102-52	H
			02/16/76	L, 89-96	A			
			03/01/76	W, 84-72	A	TENNESSEE WESLEYAN (10-0)		
			01/10/77	W, 73-68	A	H: 7-0 ♦ A: 3-0 ♦ N: 0-0		
			02/05/77	W, 98-91 (OT)	H	11/20/68	W, 92-67	H
			01/14/78	L, 60-65	H	01/23/69	W, 79-69	A
			02/11/78	W, 57-51	A	12/6/69	W, 56-52	H



HISTORY/RECORDS



- ALL-TIME SERIES RECORD -

01/22/70	W, 81-56	A
11/14/71	W, 69-63	A
12/02/71	W, 69-53	H
12/08/88	W, 143-68	H
12/13/03	W, 94-51	H
12/02/04	W, 81-46	H
11/23/07	W, 91-48	H

TEXAS SOUTHERN (1-0)

H: 1-0 ♦ A: 0-0 ♦ N: 0-0

11/24/12	W, 79-52	H
----------	----------	---

TEXAS WESLEYAN (1-0)

H: 1-0 ♦ A: 0-0 ♦ N: 0-0

01/05/73	W, 109-62	H
----------	-----------	---

TOLEDO (4-1)

H: 1-0 ♦ A: 0-0 ♦ N: 3-1

12/20/04	W, 74-65	N
11/18/06	L, 69-75 (OT)	N
11/28/15	W, 78-70	N
11/22/16	W, 80-70	H
11/26/16	W, 73-70 (OT)	N

TRANSYLVANIA (4-1)

H: 4-0 ♦ A: 0-1 ♦ N: 0-0

12/02/63	W, 74-70	H
12/06/65	W, 82-77	H
02/21/68	W, 92-73	H
02/24/69	L, 64-78	A
12/21/85	W, 89-57	H

TREVECCA (3-0)

H: 3-0 ♦ A: 0-0 ♦ N: 0-0

11/14/08	W, 94-53	H
12/30/15	W, 82-67	H
11/10/17	W, 104-52	H

TRINITY (1-0)

H: 1-0 ♦ A: 0-0 ♦ N: 0-0

12/11/82	W, 80-55	H
----------	----------	---

TROY (12-7)

H: 7-2 ♦ A: 4-5 ♦ N: 1-0

12/05/70	W, 77-58	H
12/13/76	W, 88-67	H
01/21/06	L, 57-70	A
01/06/07	L, 57-71	H
02/22/07	L, 70-73	A
02/28/07	W, 72-64	A
01/16/08	W, 65-64	A
03/01/08	W, 81-58	H
03/09/10	W, 65-59	N
12/11/08	W, 81-53	H
02/12/09	L, 64-70	A
02/4/10	L, 67-70	H
02/18/10	L, 62-66	A
01/20/11	W, 63-51	H
02/17/11	L, 65-69 (OT)	A
01/05/12	W, 65-53	A

01/26/12	W, 71-58	H
02/09/13	W, 93-41	H
02/28/13	W, 66-56	A

TRUMAN STATE (1-0)

H: 1-0 ♦ A: 0-0 ♦ N: 0-0

12/04/95	W, 66-51	H
----------	----------	---

TULANE (1-0)

H: 1-0 ♦ A: 0-0 ♦ N: 0-0

02/13/14	W, 71-44	H
----------	----------	---

TULSA (0-2)

H: 0-0 ♦ A: 0-1 ♦ N: 0-1

01/23/14	L, 53-58	A
03/14/14	L, 69-76	N

TUSCULUM (2-0)

H: 2-0 ♦ A: 0-0 ♦ N: 0-0

12/02/70	W, 91-58	H
11/30/89	W, 104-56	H

UAB (7-10)

H: 4-4 ♦ A: 3-4 ♦ N: 0-2

12/30/86	L, 91-93 (OT)	H
12/22/98	L, 60-85	N
12/02/10	L, 64-65	A
11/17/10	L, 71-76	H
12/07/11	L, 56-66	A
12/05/12	W, 84-64	H
01/11/14	W, 89-84 (OT)	H
03/06/14	W, 55-53	A
01/04/15	L, 49-54	H
02/28/15	L, 95-100 (30T)	A
03/14/15	L, 60-73	N
01/03/16	L, 67-78	A
02/21/16	L, 67-77	H
01/01/17	W, 60-49	H
02/26/17	W, 66-64	A
12/30/17	W, 63-60	A
02/24/18	W, 79-54	H

UAH (2-0)

H: 2-0 ♦ A: 0-0 ♦ N: 0-0

12/11/93	W, 92-61	H
12/06/94	W, 72-50	H

UALR (12-13)

H: 7-4 ♦ A: 5-7 ♦ N: 0-2

12/01/76	W, 85-54	H
12/04/85	L, 70-72	N
12/22/86	W, 66-63	H
01/20/01	L, 53-66	H
01/29/01	L, 53-66	A
01/26/02	W, 68-65	H
02/09/02	L, 52-71	A
01/11/03	L, 62-71	A
02/15/03	L, 58-74	H
01/17/04	L, 66-68	H
02/21/04	L, 54-59	A

01/10/05	W, 85-50	H
01/15/05	L, 62-69	A
01/14/06	L, 66-68	H
02/18/06	W, 68-58	A
01/20/07	W, 61-60	A
02/07/08	W, 63-46	A
01/17/09	L, 65-70	A
01/09/10	W, 66-52	A
02/19/11	L, 58-62	A
03/07/11	L, 56-65	N
02/11/12	W, 68-60	H
01/17/13	W, 82-50	H
02/16/13	W, 66-61	A
11/18/13	W, 76-59	H

UC IRVINE (1-0)

H: 0-0 ♦ A: 0-0 ♦ N: 1-0

12/20/08	W, 65-52	N
----------	----------	---

UCF (1-2)

H: 0-1 ♦ A: 1-1 ♦ N: 0-0

12/23/99	L, 77-88	A
12/12/00	L, 64-68	H
11/20/12	W, 75-61	A

UCLA (1-0)

H: 0-0 ♦ A: 1-0 ♦ N: 0-0

11/15/11	W, 86-66	A
----------	----------	---

UCSB (1-0)

H: 1-0 ♦ A: 0-0 ♦ N: 0-0

12/23/78	W, 72-65	H
----------	----------	---

ULM (9-6)

H: 4-3 ♦ A: 5-2 ♦ N: 0-1

12/02/72	W, 73-69	A
02/22/73	L, 68-74	H
12/04/73	L, 85-87	H
12/07/74	W, 91-81	A
12/30/89	L, 70-81	N
12/17/06	L, 65-67	H
02/08/07	L, 76-82	A
01/24/08	L, 69-82	A
03/05/08	W, 74-69	H
01/31/09	W, 77-54	H
01/21/10	W, 69-60	A
02/03/11	W, 60-54	H
02/23/12	W, 94-61	A
01/12/13	W, 66-57	A
02/23/13	W, 87-46	H

UMKC (1-1)

H: 1-0 ♦ A: 0-1 ♦ N: 0-0

01/04/93	L, 65-73	A
12/18/93	W, 82-67	H

UNC ASHEVILLE (4-0)

H: 3-0 ♦ A: 0-0 ♦ N: 1-0

12/13/72	W, 87-71	H
12/17/77	W, 74-62	H



- ALL-TIME SERIES RECORD -

01/02/79	W, 98-61	H
11/27/15	W, 63-61	N

UNC GREENSBORO (2-2)

H: 2-1 ♦ A: 0-1 ♦ N: 0-0

11/27/93	L, 56-70	H
11/24/01	W, 74-58	H
11/30/02	L, 58-70	A
11/19/11	W, 82-60	H

UNC WILMINGTON (1-0)

H: 0-0 ♦ A: 0-0 ♦ N: 1-0

11/25/16	W, 68-63	N
----------	----------	---

UNION (9-17)

H: 0-1 ♦ A: 1-0 ♦ N: 2-1

1925-26	W, 36-28	
1931-32	W, 38-29	
1937-38	L, 34-56	
1937-38	L, 24-57	
1938-39	W, 53-40	
1938-39	W, 59-34	
1939-40	L, 43-46	
1939-40	L, 32-36	
1940-41	L, 52-56	
1940-41	L, 41-45	
1941-42	L, 36-51	
1941-42	L, 33-43	
1948-49	L, 46-56	
1948-49	L, 52-57	
1949-50	W, 48-43	
1949-50	L, 60-70	
1950-51	L, 48-60	
1950-51	L, 63-81	
1951-52	L, 59-72	
1951-52	L, 56-80	N
1952-53	L, 74-91	
1952-53	W, 62-59	
1953-54	W, 86-65	N
02/21/57	W, 86-65	N
12/09/65	L, 72-79	H
12/15/66	W, 66-56	A

UNLV (0-1)

H: 0-0 ♦ A: 0-1 ♦ N: 0-0

12/22/78	L, 83-95	A
----------	----------	---

URBANA COLLEGE (3-0)

H: 3-0 ♦ A: 0-0 ♦ N: 0-0

01/04/77	W, 84-48	H
12/05/83	W, 69-47	H
12/19/84	W, 87-66	H

USC (0-1)

H: 0-0 ♦ A: 0-0 ♦ N: 0-1

12/23/17	L, 84-89	N
----------	----------	---

UT MARTIN (23-10)

H: 7-7 ♦ A: 16-2 ♦ N: 0-1

12/03/64	W, 94-89 (OT)	A
----------	---------------	---

12/02/65	W, 59-57	H
12/01/66	W, 108-94	H
12/10/66	L, 78-94	A
12/09/67	W, 88-69	A
02/01/68	W, 100-83	H
12/07/68	W, 103-89	A
12/30/69	W, 83-78	H
02/25/71	W, 66-59	H
03/04/71	W, 74-72	A
12/04/71	L, 65-66	A
01/20/72	W, 77-57	H
01/15/92	W, 94-55	H
01/18/93	L, 67-71	A
02/08/93	W, 70-60	H
01/03/94	L, 64-70 (OT)	A
01/31/94	W, 66-60	H
01/03/95	L, 64-66	H
01/30/95	L, 69-76	A
01/27/96	W, 81-68	H
02/26/96	L, 83-91	A
01/27/97	L, 59-61	A
02/22/97	W, 96-71	H
01/05/98	W, 66-46	H
01/31/98	W, 78-54	A
01/02/99	W, 56-50	A
01/28/99	W, 80-78 (OT)	H
01/29/00	W, 71-63	A
02/26/00	W, 96-78	H
12/06/01	L, 71-76	N
11/27/02	W, 88-77	H
12/15/08	L, 65-72	H
12/10/11	W, 78-62	H

UTAH STATE (1-1)

H: 1-0 ♦ A: 0-1 ♦ N: 0-0

11/21/05	W, 60-59	H
12/05/05	L, 61-79	A

UTEP (4-3)

H: 2-1 ♦ A: 0-2 ♦ N: 2-0

11/16/14	L, 54-63	H
01/31/15	L, 70-83	A
03/13/15	W, 53-50	N
01/07/16	W, 78-72	H
02/04/17	L, 54-57	A
03/10/17	W, 82-56	N
01/27/18	W, 81-50	H

UTPA (3-5)

H: 2-1 ♦ A: 1-3 ♦ N: 0-0

1914-15	L, 21-78	
12/21/68	L, 71-78	A
01/28/70	W, 87-61	H
02/10/71	L, 75-76	A
01/10/72	L, 64-72	H
12/04/72	W, 78-72	A
12/15/01	L, 64-66	A
02/04/02	W, 70-52	H

UTSA (5-1)

H: 3-0 ♦ A: 1-1 ♦ N: 1-0

01/18/14	W, 80-58	H
01/29/15	L, 58-69	A
01/09/16	W, 79-71	H
02/02/17	W, 69-59	A
03/09/17	W, 86-70	N
01/25/18	W, 75-51	H

VALDOSTA STATE (2-0)

H: 2-0 ♦ A: 0-0 ♦ N: 0-0

12/09/76	W, 92-75	H
12/10/94	W, 83-62	H

VANDERBILT (7-29)

H: 2-2 ♦ A: 2-9 ♦ N: 0-0

1913-14	L, 5-53	
1920-21	L, 9-14	
1924-25	W, 31-28	
1924-25	L, 29-30	
1925-26	L, 19-51	
1925-26	L, 24-25	
1926-27	L, 19-59	
1926-27	L, 20-52	
1927-28	L, 29-35	
1928-29	L, 41-42	
1929-30	W, 45-31	
1929-30	L, 30-31	
1930-31	L, 40-42	
1931-32	L, 32-38	
1931-32	W, 39-35	
1936-37	L, 30-39	
1936-37	L, 12-39	
1949-50	L, 39-74	
1950-51	L, 45-58	
1951-52	L, 49-80	
1953-54	L, 65-86	
12/11/72	L, 57-69	H
12/28/74	L, 68-81	A
12/29/76	L, 59-62	A
12/22/82	L, 53-64	A
12/03/84	L, 53-64	A
02/13/93	L, 51-81	A
02/01/95	W, 93-90 (OT)	H
12/23/95	L, 56-70	A
11/24/08	L, 67-70	A
1/04/10	L, 53-73	A
12/21/10	L, 53-72	H
01/28/12	L, 77-84	A
12/21/12	W, 56-52	A
12/08/16	W, 71-48	H
12/6/17	W, 66-63	A

VANDERBILT FRESHMEN (2-0)

H: 0-0 ♦ A: 0-0 ♦ N: 0-0

1922-23	W, 23-10	
1922-23	W, 19-17	





- ALL-TIME SERIES RECORD -

VCU (3-3)

H: 2-1 ♦ A: 1-2 ♦ N: 0-0		
12/11/73	W, 102-80	H
12/11/76	W, 59-50	A
01/02/04	L, 61-66	A
01/02/05	W, 59-55	H
12/02/15	L, 56-62	H
12/17/16	L, 77-80	A

VERMONT (1-0)

H: 1-0 ♦ A: 0-0 ♦ N: 0-0		
03/13/18	W, 91-64	H

VILLANOVA (0-1)

H: 0-0 ♦ A: 0-1 ♦ N: 0-0		
12/27/04	L, 62-81	A

VIRGINIA (0-1)

H: 0-0 ♦ A: 0-0 ♦ N: 0-1		
03/18/89	L, 88-104	N

VIRGINIA TECH (1-0)

H: 0-0 ♦ A: 0-0 ♦ N: 1-0		
11/21/87	W, 88-85	N

VMI (2-0)

H: 1-0 ♦ A: 0-0 ♦ N: 1-0		
12/19/59	W, 78-72	N
01/04/75	W, 93-89	H

WEST TEXAS A&M (2-0)

H: 1-0 ♦ A: 1-0 ♦ N: 0-0		
12/04/56	W, 96-78	H
12/16/57	W, 88-85	A

WEST VIRGINIA (1-0)

H: 0-0 ♦ A: 1-0 ♦ N: 0-0		
01/29/86	W, 72-70	A

WEST VIRGINIA STATE (0-1)

H: 0-0 ♦ A: 0-0 ♦ N: 0-1		
11/25/85	L, 82-85	N

WESTERN CAROLINA (2-1)

H: 1-0 ♦ A: 1-1 ♦ N: 0-0		
12/20/73	W, 92-76	A
11/29/80	L, 70-77	A
01/24/81	W, 66-52	H

WESTERN KENTUCKY (43-93)

H: 28-34 ♦ A: 12-52 ♦ N: 1-4		
1914-15	L, 21-32	
1914-15	W, 32-19	
01/23/23	W, 34-19	H
02/01/24	L, 24-29	A
01/15/25	W, 43-23	A
02/14/25	W, 37-36	H
01/16/29	W, 36-28	H
02/05/29	W, 28-25	A
1929-30	W, 28-26	

02/04/30	W, 35-33	H	02/18/64	W, 93-84	H
01/20/31	L, 29-43	H	12/21/64	L, 65-100	N
02/06/31	L, 40-52	A	01/30/65	L, 84-134	A
01/22/32	W, 32-23	A	02/18/65	L, 83-94	H
02/16/32	L, 26-28	H	01/31/66	L, 56-93	H
01/11/33	L, 29-43	H	02/28/66	L, 47-81	A
01/27/33	L, 29-43	A	02/04/67	L, 62-95	H
01/17/34	L, 32-41	A	03/04/67	L, 46-55	A
01/29/34	L, 29-52	H	12/01/67	L, 76-91	N
01/30/35	L, 25-35	H	02/03/68	W, 84-83	H
02/16/35	L, 29-55	A	03/02/68	L, 71-94	A
01/28/36	L, 14-36	A	02/01/69	L, 79-84	A
02/18/36	L, 27-47	H	02/08/69	L, 81-84	H
01/20/37	L, 28-48	H	01/31/70	L, 74-83	H
01/20/37	L, 32-48	A	02/07/70	L, 60-72	A
01/20/39	L, 31-67	H	01/30/71	L, 66-80	A
02/14/39	L, 29-66	A	02/06/71	L, 73-87	H
01/13/40	L, 26-60	H	02/05/72	W, 78-67	H
1939-40	L, 33-40	H	03/04/72	L, 71-94	A
02/17/40	L, 41-76	A	02/03/73	L, 68-86	A
01/25/41	L, 33-60	H	03/03/73	W, 82-80	H
02/24/41	L, 38-59	A	02/02/74	W, 100-89	H
12/02/52	L, 57-87	H	03/02/74	L, 75-85	A
02/17/53	L, 57-95	A	02/01/75	W, 102-95	A
12/08/53	L, 80-88	H	03/01/75	W, 89-86	H
01/05/54	L, 67-98	A	01/12/76	L, 69-83	H
01/06/55	L, 71-83	A	02/07/76	W, 71-65	A
01/12/55	W, 84-77	H	03/04/76	L, 78-88	A
1955-56	L, 78-86		01/29/77	W, 67-60	H
03/03/56	L, 85-100	A	02/26/77	L, 74-76	A
01/30/57	L, 72-79	H	01/28/78	W, 98-69	H
02/20/57	L, 82-86	A	02/25/78	L, 78-87	A
01/23/58	L, 67-69	A	01/19/79	L, 70-72 (OT)	A
02/15/58	W, 81-75	H	02/24/79	W, 81-76	H
01/19/59	L, 65-89	H	01/24/80	L, 68-72	H
02/28/59	L, 85-110	A	02/21/80	L, 79-81 (30T)	A
02/06/60	L, 89-109	H	01/22/81	L, 55-67	A
02/27/60	L, 80-109	A	02/19/81	W, 62-54	H
12/01/60	L, 67-70	H	01/14/82	L, 49-65	A
02/25/61	L, 73-84	A	02/14/82	L, 64-75	H
01/20/62	L, 69-89	A	03/06/82	W, 54-52	A
02/10/62	L, 81-87	H	12/08/82	W, 65-57	H
12/10/62	W, 86-82	H	12/30/83	L, 61-92	A
02/12/63	L, 71-79	A	12/23/84	L, 50-60	H
12/14/63	L, 54-90	A	12/09/85	L, 74-86	A

CONFERENCE USA'S MOST PLAYED RIVALRIES

Rivalry	Meetings	Series	Streak	First Meeting
MT-WKU	136	WKU leads 93-43	MT W4	1914-15
LA Tech-USM	81	USM leads 43-38	USM W1	1932-33
UAB-USM	48	UAB leads 31-17	UAB W7	01/20/79
Charlotte-UAB	47	UAB leads 31-16	UAB W5	01/28/80
FIU-FAU	42	FIU leads 24-18	FAU W1	12/20/90
FIU-WKU	41	WKU leads 34-7	WKU W2	01/12/99
FIU-MT	38	MT leads 30-8	MT W5	01/07/91
UAB-WKU	38	UAB leads 23-15	WKU W1	03/13/81
ODU-WKU	37	WKU leads 19-18	WKU W3	12/03/70
Charlotte-ODU	36	ODU leads 22-14	ODU W3	12/22/82



- ALL-TIME SERIES RECORD -

12/03/98	L, 45-51	N
12/01/01	L, 63-71	H
02/24/01	L, 51-92	A
01/16/02	L, 45-55	H
02/23/02	L, 61-65	A
01/04/03	W, 69-65	H
03/01/03	L, 75-89	A
03/11/03	L, 52-64	A
02/05/04	L, 66-70	A
02/26/04	W, 73-59	H
03/07/04	W, 76-62	A
02/03/05	L, 56-61	H
02/24/05	L, 83-85 (OT)	A
01/07/06	L, 48-80	A
02/23/06	W, 80-74	H
12/28/06	L, 64-73	H
02/10/07	L, 53-65	A
01/02/08	L, 51-62	A
02/16/08	L, 66-71	H
03/11/08	L, 57-67	N
01/15/09	L, 61-63	A
02/28/09	L, 49-68	H
01/18/10	W, 84-74	H
01/23/10	W, 84-74	A
02/10/11	W, 69-60	A
02/26/11	W, 57-39	H
02/09/12	W, 72-64	H
02/25/12	L, 67-73	A
01/26/13	W, 72-53	H
03/02/13	W, 70-62	N
02/22/15	W, 68-66	H
01/30/16	W, 66-64	A
02/25/16	L, 72-78	H
01/14/17	W, 91-76	H
02/16/17	W, 78-52	A
01/20/18	W, 66-62	A
03/01/18	W, 82-64	H

YOUNGSTOWN STATE (9-7)		
H: 4-3 ♦ A: 3-4 ♦ N: 2-0		
01/09/82	W, 73-56	H
02/06/82	W, 73-67	A
01/08/83	L, 66-73	H
02/05/83	L, 72-73	A
01/19/84	L, 57-79	H
02/23/84	L, 64-75	A
01/19/85	L, 56-57	A
02/23/85	L, 76-82	H
03/02/85	W, 66-63	N
01/25/86	W, 84-70	H
02/10/86	L, 61-72	A
01/24/87	W, 93-88	A
02/09/87	W, 88-79 (OT)	H
01/66/88	W, 78-61	A
02/22/88	W, 78-58	H
03/07/88	W, 81-76	N

WESTMAR (1-0)

H: 1-0 ♦ A: 0-0 ♦ N: 0-0

12/20/80	W, 104-66	H
----------	-----------	---

WISCONSIN-PARKSIDE (1-0)

H: 1-0 ♦ A: 0-0 ♦ N: 0-0

01/02/96	W, 65-64	H
----------	----------	---

WRIGHT STATE (1-1)

H: 1-0 ♦ A: 0-1 ♦ N: 0-0

12/03/88	L, 71-88	A
02/08/89	W, 83-51	H

WYOMING (1-1)

H: 1-0 ♦ A: 0-1 ♦ N: 0-0

11/29/03	L, 68-84	A
01/08/04	W, 76-63	H

XAVIER (1-1)

H: 0-1 ♦ A: 1-0 ♦ N: 0-0

01/04/82	W, 69-48	A
01/03/83	L, 57-58	H





- REGULAR SEASON TOURNAMENTS -

1956 CAPITOL CITY TOURNAMENT

Lipscomb	W, 75-69
Austin Peay	W, 72-63
East Tennessee	W, 80-57

1958 ALL-AMERICAN CITY TOURNAMENT

Ohio Univ	L, 66-77
Kentucky Wesleyan	W, 78-72

1959 ALL-AMERICAN CITY TOURNAMENT

Southern Illinois	L, 69-78
VMI	W, 78-72

1960 GULF SOUTH CLASSIC

Shreveport, La.	
Northwest La.	W, 81-74
Ole Miss	L, 62-64
Centenary	L, 67-76 (OT)

1962 HATTER INVITATIONAL

DeLand, Fla.	
Rollins	W, 79-61
Presbyterian	W, 82-80

1973 VANDERBILT INVITATIONAL

Nashville, Tenn.	
Tennessee State	L, 59-63
Nebraska	W, 76-65

1974 CLEMSON INVITATIONAL

Clemson, S.C.	
Penn	L, 74-101
Ole Miss	W, 79-68

1975 VOLUNTEER CLASSIC

Knoxville, Tenn.	
Clemson	L, 46-82
Army	W, 78-71

1977 SENIOR BOWL TOURNAMENT

Mobile, Ala.	
Pepperdine	L, 61-68
Bucknell	W, 77-65

1978 REBEL ROUNDUP

Las Vegas, Nev.	
UNLV	L, 83-95
UC-Santa Barbara	W, 72-65

1979 IPTAY TOURNAMENT

Clemson, S.C.	
St. Louis	W, 67-65
Clemson	L, 61-94

1981 COORS CLASSIC

Nashville, Tenn.	
Chattanooga	L, 54-62
Austin Peay	W, 54-51

1982 TENNESSEE CLASSIC

Murfreesboro, Tenn.	
Tennessee State	L, 71-77
Austin Peay	W, 87-72

1983 WENDY'S CLASSIC

Bowling Green, Ky.	
Georgia	L, 67-83
Georgia State	L, 58-70

1983 COCA-COLA CLASSIC

Chattanooga, Tenn.	
Chattanooga	L, 49-62
Austin Peay	W, 71-60

1984 COCA-COLA CLASSIC

Chattanooga, Tenn.	
Tennessee State	W, 80-60
Chattanooga	L, 69-71

1985 HAWAII CLASSIC

Honolulu, Hawaii	
BYU-Hawaii	W, 95-81
Minnesota	W, 92-79
West Virginia	L, 85-82

1985 MID-SOUTH CLASSIC

Memphis, Tenn.	
South Carolina	W, 94-77
Memphis	L, 63-73

1986 UAB CLASSIC

Birmingham, Ala.	
Michigan	W, 85-83
UAB	L, 91-93 (OT)

1987 UK INVITATIONAL

Lexington, Ky.	
UNC-Charlotte	L, 63-78
Miami (Ohio)	W, 81-72

1988 FAR WEST CLASSIC

Portland, Ore.	
Clemson	L, 77-81
Chicago State	W, 85-71
Colorado	W, 107-105 (OT)

1989 COWBOY SHOOTOUT

Casper, Wyo.	
UC-Fullerton	L, 69-77
Northeast Louisiana	L, 70-81

1990 MVP CLASSIC

Toledo, Ohio	
Coppin State	W, 73-67
Samford	W, 62-50

1991 BLUE ANGELS CLASSIC

Pensacola, Fla.	
South Alabama	L, 71-76
Slippery Rock	W, 72-46

1992 MILE HIGH CLASSIC

Boulder, Colo.	
Lehigh	W, 89-73
Colorado	L, 47-97

1993 LOBO INVITATIONAL

Albuquerque, N.M.	
New Mexico	L, 56-69
St. Bonaventure	L, 69-83

1996 TOP OF THE WORLD CLASSIC

Fairbanks, Alaska	
Montana	W, 66-63
Providence	W, 77-75
Alabama	L, 74-77

1998 SAN JUAN SHOOTOUT

San Juan, P.R.	
N.C. State	L, 59-91
UAB	L, 60-85
American-PR	W, 93-78

2002 BOILERMAKER INVITATIONAL

West Lafayette, Ind.	
Purdue	L, 56-85
IUPUI	W, 64-60



- REGULAR SEASON TOURNAMENTS -

2003 DR. PEPPER CLASSIC

Chattanooga, Tenn.

Chattanooga	L, 75-82
South Carolina State	W, 86-76

2004 SAN JUAN SHOOTOUT

San Juan, P.R.

Toledo	W, 70-65
Auburn	L, 74-79
Delaware	W, 73-69 (OT)

2005 BILLY MINARDI CLASSIC

Louisville, Ky.

Louisville	L, 68-76
Florida Atlantic	W, 76-90

2006 PARADISE JAM

St. Thomas, Virgin Islands

Alabama	L, 62-71
Toledo	L, 69-75 (OT)
College of Charleston	L, 56-64

2007 FIRST SHOT EXEMPT TOURNAMENT

Murfreesboro, Tenn.

San Jose State	L, 77-78
Lipscomb	W, 68-62
Appalachian State	L, 79-84

2008 BASKETBALL TRAVELER'S TIP-OFF CLASSIC

Springfield, Mo.

UC Irvine	W, 65-52
Norfolk State	W, 77-56
Missouri State	W, 63-51

2010 GLOBAL SPORTS CHALLENGE

Various Locations

at Ohio University	L, 68-81
at Marshall	L, 60-63
Lamar University	W, 74-66
at North Carolina A&T	L, 56-65

2011 EA SPORTS MAUI INVITATIONAL

Opening Game - Los Angeles, Calif.

at UCLA	W, 86-66
---------	----------

Regional Games - Murfreesboro, Tenn.

UNC Greensboro	W, 82-60
Belmont	L, 84-87 (2OT)

2013 GLOBAL SPORTS EXEMPT TOURNAMENT

Various Locations

Southern	W, 78-75
North Florida	W, 77-70
UALR	W, 76-59
at No. 16/14 Florida	L, 59-79

2013 DR. PEPPER CLASSIC

Chattanooga, Tenn.

Maine	L, 85-89 (OT)
Grand Canyon	W, 79-56

2014 EMERALD COAST CLASSIC

Regional Games - Murfreesboro, Tenn.

Southern	W, 66-48
Northern Arizona	W, 65-53

Niceville, Fla.

Cincinnati	L, 51-69
Creighton	L, 47-57

2015 GREAT ALASKA SHOOTOUT

Anchorage, Ak.

Alaska-Anchorage	W, 75-72
UNC Asheville	W, 63-61
Toledo	W, 78-70

2016 CHALLENGE IN MUSIC CITY

Nashville, Tenn.

UNC Wilmington	W, 68-63
Toledo	W, 73-70 (OT)
Evansville	W, 66-55

2017 HAWAIIAN AIRLINES DIAMOND HEAD CLASSIC

Honolulu, Hawaii

Princeton	W, 69-67
USC	L, 84-89
No. 15 Miami	L, 81-84





- CONFERENCE TOURNAMENTS -

OHIO VALLEY CONFERENCE

1953 - Louisville, Ky.
Q - Murray State L, 70-79

1954 - Louisville, Ky.
Q - Murray State W, 86-84
S - Eastern Kentucky L, 69-95

1955 - Louisville, Ky.
Q - Morehead State L, 68-123

1964 - Louisville, Ky.
Q - Western Kentucky L, 65-100

1965 - Louisville, Ky.
Q - Murray State L, 65-86

1966 - Louisville, Ky.
Q - Austin Peay W, 71-70
S - East Tennessee L, 72-86

1967 - Nashville, Tenn.
Q - Western Kentucky L, 76-91

1975 - Murfreesboro, Tenn.
S - Morehead State W, 85-68
F - Austin Peay W, 89-75

1976 - Cookeville, Tenn.
Q - Tennessee Tech W, 84-72
Bowling Green, Ky.
S - Western Kentucky L, 78-88

1977 - Clarksville, Tenn.
S - Morehead State W, 92-70
F - Austin Peay W, 77-65

1978 - Bowling Green, Ky.
S - Austin Peay L, 61-66

1979 - Richmond, Ky.
S - Eastern Kentucky L, 81-90

1981 - Bowling Green, Ky.
S - Murray State L, 60-62 (OT)

1982 - Bowling Green, Ky.
S - Murray State W, 56-54 (OT)
F - Western Kentucky W, 54-52

1985 - Murfreesboro, Tenn.
Q - Murray State W, 63-60
S - Tennessee Tech W, 54-52
F - Youngstown State W, 66-63

1986 - Murfreesboro, Tenn.
Q - Eastern Kentucky W, 88-65
Akron, Ohio
S - Murray State W, 85-81
F - Akron L, 63-68

1987 - Murfreesboro, Tenn.
S - Austin Peay L, 83-87

1988 - Murfreesboro, Tenn.
Q - Youngstown State W, 81-76
Murray, Ky.
S - Austin Peay L, 82-94

1989 - Nashville, Tenn.
S - Eastern Kentucky W, 81-64
F - Austin Peay W, 82-79

1990 - Richmond, Ky.
Q - Eastern Kentucky L, 52-65

1991 - Clarksville, Tenn.
Q - Austin Peay W, 87-83
Murray, Ky.
S - Eastern Kentucky W, 83-66
F - Murray State L, 67-79

1992 - Lexington, Ky.
Q - Morehead State L, 80-81

1994 - Nashville, Tenn.
Q - Tennessee State L, 60-61

1995 - Nashville, Tenn.
Q - Murray State L, 67-75

1996 - Nashville, Tenn.
Q - Tennessee Tech L, 69-89

1997 - Murfreesboro, Tenn.
Q - Southeast Missouri W, 89-74
Nashville, Tenn.
S - Murray State L, 48-74

1998 - Murfreesboro, Tenn.
Q - Eastern Kentucky W, 61-49
Nashville, Tenn.
S - Tennessee State L, 70-74

1999 - Murfreesboro, Tenn.
Q - Tennessee State W, 75-68
Nashville, Tenn.
S - Southeast Missouri L, 74-82

2000 - Cookeville, Tenn.
Q - Tennessee Tech W, 87-70
Nashville, Tenn.
S - Southeast Missouri L, 60-78

SUN BELT CONFERENCE

2001 - Mobile, Ala.
O - New Orleans L, 61-66 (OT)

2002 - New Orleans, La.
O - South Alabama W, 48-47
Q - New Mexico State L, 48-63

2003 - Bowling Green, Ky.
Q - South Alabama W, 72-69
S - Denver W, 83-59
F - Western Kentucky L, 52-64

2004 - Bowling Green, Ky.
Q - Western Kentucky W, 76-62
S - Louisiana-Lafayette L, 59-73

2005 - Denton, Texas
O - New Mexico State W, 77-63
Q - Louisiana-Lafayette L, 57-71

2006 - Murfreesboro, Tenn.
Q - Denver L, 57-58

2007 - Troy, Ala.
Q - Troy W, 72-64
Lafayette, La.
Q - South Alabama W, 63-60 (OT)
S - North Texas L, 52-59

2008 - Murfreesboro, Tenn.
O - Louisiana-Monroe W, 74-69
Mobile, Ala.
Q - Troy W, 65-59
S - South Alabama W, 82-73
F - Western Kentucky L, 57-67

2009 - Murfreesboro, Tenn.
O - Arkansas State W, 69-62
Hot Springs, Ark.
Q - North Texas L, 79-88

2010 - Hot Springs, Ark.
Q - Denver L, 58-73

2011 - Hot Springs, Ark.
Q - FIU W, 73-38
S - UALR L, 56-65

2012 - Hot Springs, Ark.
Q - Arkansas State L, 64-61

2013 - Hot Springs, Ark.
Q - Louisiana W, 81-66
S - FIU L, 57-61

CONFERENCE USA

2014 - El Paso, Texas
Q - Old Dominion W, 62-48
S - Tulsa L, 69-76



- CONFERENCE TOURNAMENTS -

2015 - Birmingham, Ala.

O - Charlotte	W, 63-60
Q - Old Dominion	W, 59-52
S - UTEP	W, 53-50
F - UAB	L, 60-73

2016 - Birmingham, Ala.

Q - Charlotte	W, 79-61
S - Marshall	W, 99-90
F - Old Dominion	W, 55-53

2017 - Birmingham, Ala.

Q - UTSA	W, 86-70
S - UTEP	W, 82-56
F - Marshall	W, 83-72

2018 - Frisco, Texas

Q - Southern Miss	L, 68-71 (OT)
-------------------	---------------

O - Opening Round
 Q - Quarterfinal
 S - Semifinal
 F - Final

POSTSEASON HISTORY	
<p style="text-align: center;">Regular Season</p> <p style="text-align: center;">Conference Championships</p> <hr style="width: 80%; margin: 0 auto;"/> <p style="text-align: center;">OVC - 1975, '78, '86, '87, '89 SBC - 2010, '12, '13 C-USA - 2014, '17, '18</p> <p style="text-align: center;">Tournament</p> <p style="text-align: center;">Conference Championships</p> <hr style="width: 80%; margin: 0 auto;"/> <p style="text-align: center;">OVC - 1975, '77, '82, '85, '89 C-USA - 2016, '17</p>	<p style="text-align: center;">NCAA Tournament</p> <hr style="width: 80%; margin: 0 auto;"/> <p style="text-align: center;">1975, '77, '82, '85, '87, '89, '13, '16, '17</p> <p style="text-align: center;">National Invitation Tournament</p> <p style="text-align: center;">1986, '88, '12, '18</p> <p style="text-align: center;">CollegInsider.com Tournament</p> <p style="text-align: center;">2010, '15</p>





- C-USA TOURNAMENT RECORDS -

POINTS

Individual

1. Giddy Potts vs. Marshall (03/11/17)	30
2. Reggie Upshaw vs. Charlotte (03/10/16)	27
3. Perrin Buford vs. Charlotte (03/10/16)	22

Team

1. vs. Marshall (03/11/16)	99
2. vs. UTSA (03/09/17)	86
3. vs. Marshall (03/11/17)	83

REBOUNDS

Individual

1. Shawn Jones vs. Old Dominion (3/13/14)	11
2. Neiko Hunter vs. Tulsa (03/14/14)	10
3. Nick King vs. Southern Miss (03/08/18)	9
JaCorey Williams vs. UTSA (03/11/17)	9
Reggie Upshaw vs. Marshall (03/11/16)	9
Giddy Potts vs. Charlotte (03/10/16)	9
Reggie Upshaw vs. Charlotte (03/10/16)	9
Reggie Upshaw vs. Old Dominion (03/12/15)	9
Jacquez Rozier vs. Tulsa (03/14/14)	9

Team

1. vs. Marshall (03/11/17)	41
vs. UTEP (03/10/17)	41
3. vs. Charlotte (03/10/16)	40

FIELD GOALS MADE

Individual

1. Giddy Potts vs. Marshall (03/11/17)	10
2. Perrin Buford vs. Charlotte (03/10/16)	10
3. Reggie Upshaw vs. Charlotte (03/10/16)	10

Team

1. vs. UTSA (03/09/17)	33
2. vs. Marshall (03/11/16)	31
3. vs. Marshall (03/11/17)	30

FIELD GOALS ATTEMPTED

Individual

1. Reggie Upshaw vs. Charlotte (03/10/16)	20
2. Giddy Potts vs. Marshall (03/11/17)	17
3. Neiko Hunter vs. Tulsa (03/14/14)	15

Team

1. vs. Charlotte (03/11/15)	67
2. vs. UTEP (03/10/17)	61
3. vs. Marshall (03/11/17)	56
vs. UTSA (03/09/17)	56

FIELD GOAL PERCENTAGE

Individual

(minimum 5 made)

1. Perrin Buford vs. Charlotte (03/10/16)	.833 (10-12)
2. JaCorey Williams vs. Marshall (03/11/17)	.800 (8-10)
3. JaQawn Raymond vs. Marshall (03/11/16)	.750 (6-8)

Team

(minimum 20 made)

1. vs. UTSA (03/09/17)	.589 (33-56)
2. vs. Marshall (03/11/16)	.585 (31-53)
3. vs. Charlotte (03/10/16)	.547 (29-53)

3-POINT FIELD GOALS MADE

Individual

1. JaQawn Raymond vs. Tulsa (03/14/14)	5
2. Giddy Potts vs. UTSA (03/09/17)	4
Giddy Potts vs. Old Dominion (03/12/16)	4
DJ Jones vs. UTEP (03/13/15)	4

Team

1. vs. Southern Miss (03/08/18)	11
2. vs. UTSA (03/09/17)	9
vs. UAB (03/14/15)	9

3-POINT FIELD GOALS ATTEMPTED

Individual

1. JaQawn Raymond vs. Tulsa (03/14/14)	9
2. Giddy Potts vs. Marshall (03/11/17)	8
3. DJ Jones vs. UTEP (03/13/15)	6
DJ Jones vs. Charlotte (03/11/15)	6
Kerry Hammonds vs. Old Dominion (03/13/14)	6

Team

1. vs. UTEP (03/13/15)	22
2. vs. UTEP (03/10/17)	21
vs. UAB (03/14/15)	21
vs. Charlotte (03/11/15)	21

3-POINT FIELD GOAL PERCENTAGE

Individual

(minimum 3 made)

1. Giddy Potts vs. Southern Miss (03/08/18)	1.000 (4-4)
2. Marcus Tarrance vs. UAB (03/14/15)	1.000 (3-3)
3. Giddy Potts vs. Old Dominion (03/12/16)	.800 (4-5)

Team

(minimum 6 made)

1. vs. Southern Miss (03/08/18)	.550 (11-20)
2. vs. UTSA (03/09/17)	.529 (9-17)
3. vs. Marshall (03/11/16)	.462 (6-13)



- C-USA TOURNAMENT RECORDS -

FREE THROWS MADE

Individual

1. Perrin Buford vs. Marshall (03/11/16)	9
2. Giddy Potts vs. Marshall (03/11/17)	7
Reggie Upshaw vs. Charlotte (03/10/16)	7
Perrin Buford vs. Old Dominion (03/12/15)	7
JaQawn Raymond vs. Old Dominion (03/12/15)	7

Team

1. vs. Marshall (03/11/16)	31
2. vs. Old Dominion (03/12/15)	22
3. vs. UTEP (03/10/17)	20

FREE THROWS ATTEMPTED

Individual

1. Reggie Upshaw vs. Charlotte (03/10/16)	13
2. Perrin Buford vs. Marshall (03/11/16)	11
Perrin Buford vs. Old Dominion (03/12/15)	11

Team

1. vs. Marshall (03/11/16)	31
2. vs. Old Dominion (03/12/15)	30
3. vs. Marshall (03/11/17)	27
vs. Tulsa (03/14/14)	27

FREE THROW PERCENTAGE

Individual

	(minimum 5 made)
1. Giddy Potts vs. Marshall (03/11/16)	1.000 (5-5)
Giddy Potts vs. Charlotte (03/10/16)	1.000 (5-5)
DJ Jones vs. UAB (03/14/15)	1.000 (5-5)

Team

	(minimum 10 made)
1. vs. UTEP (03/10/17)	.769 (20-26)
2. vs. Marshall (03/12/16)	.756 (11-16)
3. vs. Old Dominion (03/12/15)	.733 (22-30)

ASSISTS

Individual

1. Tyrik Dixon vs. UTSA (03/09/17)	7
2. Tyrik Dixon vs. UTEP (03/10/17)	5
Aldonis Foote vs. UTSA (03/09/17)	5
Perrin Buford vs. Marshall (03/11/16)	5

Team

1. vs. UTSA (03/09/17)	20
2. vs. UTEP (03/10/17)	16
vs. Marshall (03/11/16)	16

STEALS

Individual

1. Giddy Potts vs. UTEP (03/10/17)	5
2. Tyrik Dixon vs. UTEP (03/10/17)	3
Giddy Potts vs. Marshall (03/11/16)	3
Reggie Upshaw vs. Charlotte (03/10/16)	3
DJ Jones vs. Charlotte (03/11/15)	3

Team

1. vs. UTEP (03/10/17)	12
2. vs. Charlotte (03/11/15)	11
3. vs. Charlotte (03/10/16)	9

BLOCKS

Individual

1. Reggie Upshaw vs. Charlotte (03/10/16)	3
Perrin Buford vs. UTEP (03/13/15)	3
Jacquez Rozier vs. Tulsa (03/14/14)	3

Team

1. vs. Old Dominion (03/13/14)	8
2. vs. Charlotte (03/10/16)	7
3. vs. UTEP (03/13/15)	6

MOST TURNOVERS

Individual

1. Tweety Knight vs. Tulsa (03/14/14)	7
2. Tweety Knight vs. Old Dominion (03/13/14)	6
3. Reggie Upshaw vs. Old Dominion (03/12/15)	5

Team

1. vs. Tulsa (03/14/14)	21
2. vs. Southern Miss (03/08/18)	17
vs. Charlotte (03/10/16)	17

FEWEST TURNOVERS

Team

1. vs. Charlotte (03/11/15)	4
2. vs. UTSA (03/09/17)	7
3. vs. UTEP (03/13/15)	8

MINUTES PLAYED

Individual

1. Giddy Potts vs. Southern Miss (03/08/18)	43
2. Nick King vs. Southern Miss (03/08/18)	42
3. Giddy Potts vs. Marshall (03/11/17)	39
JaQawn Raymond vs. Old Dominion (03/12/16)	39





- POSTSEASON TOURNAMENTS -

Date	Tourn. (Seed)	Round	Location	Opponent (Seed)	Result	Leading Scorer	Leading Rebounder
03/15/75	NCAA (-)	1st	Lexington, Ky.	Oregon State (-)	L, 67-78	G. Sorrell (23)	G. Sorrell (17)
03/13/77	NCAA (-)	1st	Baton Rouge, La.	Detroit (-)	L, 76-93	B. Martin (28)	G. Joyner (15)
03/11/82	NCAA (-)	1st	Nashville, Tenn.	Kentucky (-)	W, 50-44	R. Campbell (19)	J. Beck (10)
03/13/82	NCAA (-)	2nd	Nashville, Tenn.	Louisville (-)	L, 56-81	J. Beck (22)	J. Beck (6)
03/14/85	NCAA (-)	1st	Notre Dame, Ind.	North Carolina (-)	L, 57-76	L. Thompson (20)	L. Thompson (8)
03/13/86	NIT (-)	1st	Clemson, S.C.	Clemson (-)	L, 81-99	K. Cooksey (25)	K. Hammonds (6)
03/12/87	NCAA (-)	1st	Charlotte, N.C.	Notre Dame (-)	L, 71-84	D. Rainey (22)	D. Washington (9)
03/18/88	NIT (-)	1st	Murfreesboro, Tenn.	Tennessee (-)	W, 85-80	C. Rainey (20)	R. Henry (9)
03/22/88	NIT (-)	2nd	Murfreesboro, Tenn.	Georgia (-)	W, 69-59	T. Baynham (24)	D. Rainey (9)
03/26/88	NIT (-)	3rd	Murfreesboro, Tenn.	Boston College (-)	L, 69-78	R. Henry (34)	R. Henry/D. Rainey (12)
03/16/89	NCAA (-)	1st	Nashville, Tenn.	Florida State (-)	W, 97-83	R. Henry/M. Buck (26)	K. Hammonds (13)
03/18/89	NCAA (-)	2nd	Nashville, Tenn.	Virginia (-)	L, 88-104	R. Henry/C. Rainey (23)	K. Hammonds (15)
03/17/10	CIT (-)	1st	Springfield, Mo.	Missouri State (-)	L, 79-87	D. Yates (30)	M. Haddock (6)
03/13/12	NIT (4)	1st	Murfreesboro, Tenn.	Marshall (5)	W, 86-78	L. Dendy (18)	L. Dendy (13)
03/19/12	NIT (4)	2nd	Knoxville, Tenn.	Tennessee (1)	W, 71-64	B. Massey (20)	B. Massey (10)
03/21/12	NIT (4)	3rd	Murfreesboro, Tenn.	Minnesota (6)	L, 72-78	M. Knight (19)	M. Knight (9)
03/19/13	NCAA (11)	First Four	Dayton, Ohio	Saint Mary's (11)	L, 54-67	M. Knight (16)	M. Knight (6)
03/18/15	CIT (-)	1st	Murfreesboro, Tenn.	Kent State (-)	L, 56-68	P. Buford/J. Rozier (10)	R. Upshaw/J. Rozier (8)
03/18/16	NCAA (15)	1st	St. Louis, Mo.	Michigan State (2)	W, 90-81	R. Upshaw (21)	P. Buford (7)
03/20/16	NCAA (15)	2nd	St. Louis, Mo.	Syracuse (10)	L, 50-75	D. Harris (11)	R. Upshaw (8)
03/16/17	NCAA (12)	1st	Milwaukee, Wis.	Minnesota (5)	W, 81-72	R. Upshaw (19)	R. Upshaw (9)
03/18/17	NCAA (12)	2nd	Milwaukee, Wis.	Butler (4)	L, 65-74	J. Williams (20)	J. Williams (9)
03/13/18	NIT (3)	1st	Murfreesboro, Tenn.	Vermont (6)	W, 91-64	G. Potts (25)	N. King (12)
03/18/18	NIT (3)	2nd	Louisville, Ky.	Louisville (2)	L, 68-84	N. King (24)	N. King (6)



Reggie Upshaw's iconic dunk to seal Middle Tennessee's NCAA First Round win against No. 2 Michigan State in 2016

HISTORY/RECORDS

- NCAA TOURNAMENT RECORDS -

POINTS

Individual

1. Bob Martin vs. Detroit (03/13/77)	28
2. Mike Buck vs. Florida State (03/16/89)	26
Randy Henry vs. Florida State (03/16/89)	26

Team

1. vs. Florida State (03/16/89)	97
2. vs. Michigan State (03/18/16)	90
3. vs. Virginia (03/18/89)	88

REBOUNDS

Individual

1. George Sorrell vs. Oregon State (03/15/75)	17
2. Kerry Hammonds vs. Virginia (03/18/89)	15
3. Greg Joyner vs. Detroit (03/13/77)	15

Team

1. vs. Oregon State (03/15/75)	44
2. vs. Detroit (03/13/77)	42
3. vs. Florida State (03/16/89)	38

FIELD GOALS MADE

Individual

1. Bob Martin vs. Detroit (03/13/77)	13
2. Randy Henry vs. Florida State (03/16/89)	12
3. Lonnie Thompson vs. North Carolina (03/14/85)	10
George Sorrell vs. Oregon State (03/15/75)	10

Team

1. vs. Florida State (03/16/89)	36
2. vs. Michigan State (03/18/16)	33
3. vs. Detroit (03/13/77)	33

FIELD GOALS ATTEMPTED

Individual

1. Bob Martin vs. Detroit (03/13/77)	23
2. Kim Cooksey vs. North Carolina (03/14/85)	22
3. Randy Henry vs. Virginia (03/18/89)	20
George Sorrell vs. Oregon State (03/15/75)	20

Team

1. vs. Detroit (03/13/77)	79
2. vs. Florida State (03/16/89)	70
vs. North Carolina (03/14/85)	70

FIELD GOAL PERCENTAGE

Individual

	(minimum 5 made)
1. Mike Buck vs. Florida State (03/16/89)	1.000 (7-7)
2. Brandon Walters vs. Minnesota (03/16/17)	.833 (5-6)
3. Gerald Harris vs. Virginia (03/18/89)	.714 (5-7)

Team

	(minimum 20 made)
1. vs. Michigan State (03/18/16)	.559 (33-59)
2. vs. Florida State (03/16/89)	.514 (36-70)
3. vs. Minnesota (03/16/17)	.483 (28-58)

3-POINT FIELD GOALS MADE

Individual

1. Mike Buck vs. Florida State (03/16/89)	6
2. Giddy Potts vs. Syracuse (03/20/16)	3
JaQawn Raymond vs. Syracuse (03/20/16)	3
Darnell Harris vs. Michigan State (03/18/16)	3
Giddy Potts vs. Michigan State (03/18/16)	3
Reggie Upshaw vs. Michigan State (03/18/16)	3
Chris Rainey vs. Virginia (03/18/89)	3

Team

1. vs. Michigan State (03/18/16)	11
2. vs. Florida State (03/16/89)	9
3. vs. Syracuse (03/20/16)	8

3-POINT FIELD GOALS ATTEMPTED

Individual

1. Reggie Upshaw vs. Butler (03/18/17)	6
Giddy Potts vs. Minnesota (03/16/17)	6
Giddy Potts vs. Syracuse (03/20/16)	6
Reggie Upshaw vs. Michigan State (03/18/16)	6
Mike Buck vs. Florida State (03/16/89)	6

Team

1. vs. Syracuse (03/20/16)	24
2. vs. Butler (03/18/17)	19
vs. Michigan State (03/18/16)	19

3-POINT FIELD GOAL PERCENTAGE

Individual

	(minimum 3 made)
1. Mike Buck vs. Florida State (03/16/89)	1.000 (6-6)
2. JaQawn Raymond vs. Syracuse (03/20/16)	.600 (3-5)
Darnell Harris vs. Michigan State (03/18/16)	.600 (3-5)
Giddy Potts vs. Michigan Stae (03/18/16)	.600 (3-5)
Chris Rainey vs. Virginia (03/18/89)	.600 (3-5)

Team

	(minimum 6 made)
1. vs. Michigan State (03/18/16)	.579 (11-19)
2. vs. Minnesota (03/16/17)	.538 (7-13)
3. vs. Florida State (03/16/89)	.500 (9-18)





- NCAA TOURNAMENT RECORDS -

FREE THROWS MADE

Individual

1. Jerry Beck vs. Louisville (03/13/82)	10
2. Greg Joyner vs. Detroit (03/13/77)	7
3. Six tied	6

Team

1. vs. Minnesota (03/16/17)	18
vs. Virginia (03/18/89)	18
3. vs. Florida State (03/16/89)	16

FREE THROWS ATTEMPTED

Individual

1. Jerry Beck vs. Louisville (03/13/82)	11
2. JaCorey Williams vs. Minnesota (03/16/17)	9
Jerry Beck vs. Kentucky (03/11/82)	9
Bob Martin vs. Oregon State (03/15/75)	9

Team

1. vs. Minnesota (03/16/17)	27
2. vs. Oregon State (03/18/89)	25
3. vs. Michigan State (03/18/16)	21

FREE THROW PERCENTAGE

Individual

(minimum 5 made)	
1. Mike Buck vs. Florida State (03/16/89)	1.000 (6-6)
2. Brandon Walters vs. Butler (03/18/17)	1.000 (5-5)
3. Jerry Beck vs. Louisville (03/13/82)	.909 (10-11)

Team

(minimum 10 made)	
1. vs. Virginia (03/18/89)	.900 (18-20)
3. vs. Florida State (03/16/89)	.842 (16-19)
3. vs. Louisville (03/13/82)	.800 (12-15)

ASSISTS

Individual

1. Gerald Harris vs. Florida State (03/16/89)	7
Duane Washington vs. Notre Dame (03/12/87)	7
3. Antwain Johnson vs. Butler (03/18/17)	6
Perrin Buford vs. Michigan State (03/18/16)	6
Marcos Knight vs. Saint Mary's (03/19/13)	6
Greg Joyner vs. Detroit (03/13/77)	6
Bob Martin vs. Detroit (03/13/77)	6

Team

1. vs. Detroit (03/13/77)	24
2. vs. Minnesota (03/16/17)	19
vs. Florida State (03/16/89)	19

STEALS

Individual

1. Kerry Hammonds vs. Florida State (03/16/89)	4
James Johnson vs. North Carolina (03/14/85)	4
Tim Sisneros vs. Oregon State (03/15/75)	4

Team

1. vs. Oregon State (03/15/75)	12
2. vs. Florida State (03/16/89)	9
3. vs. North Carolina (03/14/85)	8

BLOCKS

Individual

1. Buck Hailey vs. Kentucky (03/11/82)	5
2. Lewis Mack vs. Detroit (03/13/77)	4
George Sorrell vs. Oregon State (03/15/75)	4

Team

1. vs. Kentucky (03/11/82)	8
2. vs. Oregon State (03/15/75)	7
3. vs. Michigan State (03/18/16)	5

MOST TURNOVERS

Individual

1. Lewis Mack vs. Detroit (03/13/77)	10
2. Rick Campbell vs. Louisville (03/13/82)	8
3. Jimmy Martin vs. Oregon State (03/15/75)	6

Team

1. vs. Oregon State (03/15/75)	31
2. vs. Louisville (03/13/82)	26
3. vs. Detroit (03/13/77)	22

FEWEST TURNOVERS

Team

1. vs. Minnesota (03/16/17)	8
vs. Virginia (03/18/89)	8
3. vs. Saint Mary's (03/19/13)	9

MINUTES PLAYED

Individual

1. Jerry Beck vs. Kentucky (03/11/82)	40
Edward Perry vs. Kentucky (03/11/82)	40
Greg Joyner vs. Detroit (03/13/77)	40
Bob Martin vs. Detroit (03/13/77)	40
George Sorrell vs. Oregon State (03/15/75)	40



HISTORY/RECORDS

- NIT RECORDS -

POINTS

Individual

1. Randy Henry vs. Boston College (03/26/88)	34
2. Giddy Potts vs. Vermont (03/13/18)	25
Kim Cooksey vs. Clemson (03/13/86)	25

Team

1. vs. Vermont (03/13/18)	91
2. vs. Marshall (03/21/12)	86
3. vs. Tennessee (03/18/88)	85

REBOUNDS

Individual

1. LaRon Dendy vs. Marshall (03/21/12)	13
2. Nick King vs. Vermont (03/13/18)	12
Randy Henry vs. Boston College (03/26/88)	12
Dwayne Rainey vs. Boston College (03/26/88)	12
Randy Henry vs. Georgia (03/22/88)	12

Team

1. vs. Boston College (03/26/88)	47
2. vs. Georgia (03/22/88)	46
vs. Tennessee (03/18/88)	46

FIELD GOALS MADE

Individual

1. Randy Henry vs. Boston College (03/26/88)	15
2. Tyrus Baynham vs. Georgia (03/22/88)	11
3. Nick King vs. Louisville (13/18/18)	9
Giddy Potts vs. Vermont (03/13/18)	9
Kim Cooksey vs. Clemson (03/13/86)	9

Team

1. vs. Vermont (03/13/18)	38
2. vs. Clemson (03/13/86)	34
3. vs. Marshall (03/21/12)	32

FIELD GOALS ATTEMPTED

Individual

1. Randy Henry vs. Boston College (03/26/88)	26
2. Kim Cooksey vs. Clemson (03/13/86)	20
3. Nick King vs. Louisville (03/18/18)	18

Team

1. vs. Clemson (03/13/86)	76
2. vs. Boston College (03/26/88)	74
3. vs. Marshall (03/21/12)	61

FIELD GOAL PERCENTAGE

Individual

	(minimum 5 made)
1. Brandon Walters vs. Louisville (03/18/18)	1.000 (6-6)
2. Antwain Johnson vs. Vermont (03/13/18)	.857 (6-7)
3. JT Sulton vs. Marshall (03/21/12)	.833 (5-6)

Team

	(minimum 20 made)
1. vs. Vermont (03/13/18)	.633 (38-60)
2. vs. Marshall (03/21/12)	.525 (32-61)
3. vs. Louisville (03/18/18)	.510 (26-51)

3-POINT FIELD GOALS MADE

Individual

1. Giddy Potts vs. Vermont (03/13/18)	6
2. Chris Rainey vs. Tennessee (03/18/88)	3
Raymond Cintron vs. Minnesota (03/21/12)	3

Team

1. vs. Vermont (03/13/18)	10
2. vs. Louisville (03/18/18)	5
3. vs. Minnesota (03/21/12)	4
vs. Marshall (03/21/12)	4

3-POINT FIELD GOALS ATTEMPTED

Individual

1. Giddy Potts vs. Vermont (03/13/18)	11
2. Chris Rainey vs. Boston College (03/26/88)	10
3. Giddy Potts vs. Louisville (03/18/18)	7

Team

1. vs. Vermont (03/13/18)	21
2. vs. Boston College (03/26/88)	15
vs. Louisville (03/18/18)	15

3-POINT FIELD GOAL PERCENTAGE

Individual

	(minimum 3 made)
1. Chris Rainey vs. Tennessee (03/18/88)	.750 (3-4)
2. Raymond Cintron vs. Minnesota (03/21/12)	.600 (3-5)
3. Giddy Potts vs. Vermont (03/13/18)	.545 (6-11)

Team

	(minimum 6 made)
1. vs. Vermont (03/13/18)	.476 (10-21)





- NIT RECORDS -

FREE THROWS MADE

Individual

1. Gerald Harris vs. Tennessee (03/18/88) 9
2. Bruce Massey vs. Tennessee (03/19/12) 8
3. Kim Cooksey vs. Clemson (03/13/86) 7

Team

1. vs. Tennessee (03/18/88) 26
2. vs. Tennessee (03/19/12) 20
3. vs. Minnesota (03/21/12) 18
vs. Marshall (03/13/12) 18

FREE THROWS ATTEMPTED

Individual

1. LaRon Dendy vs. Marshall (03/13/12) 11
Gerald Harris vs. Tennessee (03/18/88) 11
3. Bruce Massey vs. Tennessee (03/19/12) 9

Team

1. vs. Marshall (03/13/12) 31
vs. Tennessee (03/18/88) 31
3. vs. Tennessee (03/19/12) 28

FREE THROW PERCENTAGE

Individual

(minimum 5 made)

1. Kim Cooksey vs. Clemson (03/13/86) 1.000 (7-7)
2. Bruce Massey vs. Tennessee (03/19/12) .889 (8-9)
3. Chris Rainey vs. Tennessee (03/18/88) .833 (5-6)

Team

(minimum 10 made)

1. vs. Tennessee (03/18/88) .839 (26-31)
2. vs. Minnesota (03/21/12) .750 (18-24)
3. vs. Tennessee (03/19/12) .714 (20-28)

ASSISTS

Individual

1. Gerald Harris vs. Georgia (03/22/88) 9
2. Jimmy Oden vs. Marshall (03/13/12) 8
3. Bruce Massey vs. Marshall (03/13/12) 7

Team

1. vs. Marshall (03/13/12) 23
2. vs. Vermont (03/13/18) 21
3. vs. Georgia (03/22/88) 19

STEALS

Individual

1. Marcos Knight vs. Minnesota (03/21/12) 4
2. Bruce Massey vs. Tennessee (03/19/12) 3
Gerald Harris vs. Tennessee (03/18/88) 3
Duane Washington vs. Clemson (03/13/86) 3

Team

1. vs. Minnesota (03/21/12) 7
vs. Tennessee (03/18/88) 7
3. vs. Vermont (03/13/18) 6
vs. Marshall (03/13/18) 6
vs. Clemson (03/13/86) 6

BLOCKS

Individual

1. Brandon Walters vs. Vermont (03/13/18) 4
2. Shawn Jones vs. Minnesota (03/21/12) 3
3. Chris Ingram vs. Boston College (03/26/88) 2
Chris Ingram vs. Georgia (03/22/88) 2

Team

1. vs. Vermont (03/13/18) 5
vs. Minnesota (03/21/12) 5
3. vs. Georgia (03/22/88) 4

MOST TURNOVERS

Individual

1. Bruce Massey vs. Tennessee (03/19/12) 7
2. Nick King vs. Vermont (03/13/18) 5
Gerald Harris vs. Georgia (03/22/88) 5

Team

1. vs. Minnesota (03/21/12) 17
vs. Tennessee (03/19/12) 17
3. vs. Louisville (03/18/18) 15

FEWEST TURNOVERS

Team

1. vs. Boston College (03/26/88) 7
2. vs. Marshall (03/13/12) 9
3. vs. Georgia (03/22/88) 12

MINUTES PLAYED

Individual

1. Randy Henry vs. Boston College (03/26/88) 40
Kim Cooksey vs. Clemson (03/13/86) 40
3. Tyrus Baynham vs. Boston College (03/26/88) 39
Tyrus Baynham vs. Tennessee (03/18/88) 39



- CIT RECORDS -

POINTS

Individual

1. Desmond Yates vs. Missouri State (03/17/10)	30
2. Montarrio Haddock vs. Missouri State (03/17/10)	16
3. James Washington vs. Missouri State (03/17/10)	13

Team

1. vs. Missouri State (03/17/10)	79
2. vs. Kent State (03/18/15)	56

REBOUNDS

Individual

1. Jacques Rozier vs. Kent State (03/18/15)	8
Reggie Upshaw vs. Kent State (03/18/15)	8
3. Perrin Buford vs. Kent State (03/18/15)	6
Montarrio Haddock vs. Missouri State (03/17/10)	6

Team

1. vs. Kent State (03/18/15)	34
2. vs. Missouri State (03/17/10)	24

FIELD GOALS MADE

Individual

1. Desmond Yates vs. Missouri State (03/17/10)	12
2. Montarrio Haddock vs. Missouri State (03/17/10)	7
3. Perrin Buford vs. Kent State (03/18/15)	4
James Washington vs. Missouri State (03/17/10)	4

Team

1. vs. Missouri State (03/17/10)	30
2. vs. Kent State (03/18/15)	17

FIELD GOALS ATTEMPTED

Individual

1. Desmond Yates vs. Missouri State (03/17/10)	15
2. Montarrio Haddock vs. Missouri State (03/17/10)	10
James Washington vs. Missouri State (03/17/10)	10

Team

1. vs. Missouri State (03/17/10)	56
2. vs. Kent State (03/18/15)	47

FIELD GOAL PERCENTAGE

Individual (minimum 5 made)

1. Desmond Yates vs. Missouri State (03/17/10)	.800 (12-15)
2. Montarrio Haddock vs. Missouri State (03/17/10)	.700 (7-10)

Team (minimum 20 made)

1. vs. Missouri State (03/17/10)	.536 (30-56)
2. vs. Kent State (03/18/15)	.362 (17-47)

3-POINT FIELD GOALS MADE

Individual

1. James Washington vs. Missouri State (03/17/10)	4
Desmond Yates vs. Missouri State (03/17/10)	4
3. JaQawn Raymond vs. Kent State (03/18/15)	2
Marcus Tarrance vs. Kent State (03/18/15)	2
Montarrio Haddock vs. Missouri State (03/17/10)	2

Team

1. vs. Missouri State (03/17/10)	11
2. vs. Kent State (03/18/15)	8

3-POINT FIELD GOALS ATTEMPTED

Individual

1. James Washington vs. Missouri State (03/17/10)	7
2. JaQawn Raymond vs. Kent State (03/18/15)	5
Desmond Yates vs. Missouri State (03/17/10)	5

Team

1. vs. Kent State (03/18/15)	20
2. vs. Missouri State (03/17/10)	19

3-POINT FIELD GOAL PERCENTAGE

Individual (minimum 3 made)

1. Desmond Yates vs. Missouri State (03/17/10)	.800 (4-5)
2. James Washington vs. Missouri State (03/17/10)	.571 (4-7)

Team (minimum 6 made)

1. vs. Missouri State (03/17/10)	.579 (11-19)
2. vs. Kent State (03/18/15)	.400 (8-20)

FREE THROWS MADE

Individual

1. Jacques Rozier vs. Kent State (03/18/15)	4
2. DJ Jones vs. Kent State (03/18/15)	3
3. Darnell Harris vs. Kent State (03/18/15)	2
Josh Phillips vs. Kent State (03/18/15)	2
James Gallman vs. Missouri State (03/17/10)	2
Calvin O'Neil vs. Missouri State (03/17/10)	2
Desmond Yates vs. Missouri State (03/17/10)	2

Team

1. vs. Kent State (03/18/15)	14
2. vs. Missouri State (03/17/10)	8





- CIT RECORDS -

FREE THROWS ATTEMPTED

Individual

1. Jacquez Rozier vs. Kent State (03/18/15)	6
2. Darnell Harris vs. Kent State (03/18/15)	5
3. DJ Jones vs. Kent State (03/18/15)	4
Edward Simpson vs. Kent State (03/18/15)	4

Team

1. vs. Kent State (03/18/15)	25
2. vs. Missouri State (03/17/10)	11

FREE THROW PERCENTAGE

Individual

(minimum 4 made)

1. Jacquez Rozier vs. Kent State (03/18/15)	.667 (4-6)
---	------------

Team

(minimum 10 made)

1. vs. Kent State (03/18/15)	.560 (14-25)
------------------------------	--------------

ASSISTS

Individual

1. Calvin O'Neil vs. Missouri State (03/17/10)	4
James Washington vs. Missouri State (03/17/10)	4
3. Reggie Upshaw vs. Kent State (03/18/15)	3
Montarrio Haddock vs. Missouri State (03/17/10)	3

Team

1. vs. Missouri State (03/17/10)	15
2. vs. Kent State (03/18/15)	7

STEALS

Individual

1. DJ Jones vs. Kent State (03/18/15)	2
2. Rod Emanuel vs. Missouri State (03/17/10)	1
James Gallman vs. Missouri State (03/17/10)	1
Montarrio Haddock vs. Missouri State (03/17/10)	1
James Washington vs. Missouri State (03/17/10)	1

Team

1. vs. Missouri State (03/17/10)	4
2. vs. Kent State (03/18/15)	2

BLOCKS

Individual

1. Jacquez Rozier vs. Kent State (03/18/15)	3
2. Darnell Harris vs. Kent State (03/18/15)	1
JaQawn Raymond vs. Kent State (03/18/15)	1
Reggie Upshaw vs. Kent State (03/18/15)	1
Trevor Ottley vs. Kent State (03/18/15)	1

Team

1. vs. Kent State (03/18/15)	6
2. vs. Missouri State (03/17/10)	1

MOST TURNOVERS

Individual

1. James Washington vs. Missouri State (03/17/10)	5
2. JaQawn Raymond vs. Kent State (03/18/15)	4
Reggie Upshaw vs. Kent State (03/18/15)	4

Team

1. vs. Missouri State (03/17/10)	12
2. vs. Kent State (03/18/15)	11

FEWEST TURNOVERS

Team

1. vs. Kent State (03/18/15)	11
2. vs. Missouri State (03/17/10)	12

MINUTES PLAYED

Individual

1. Calvin O'Neil vs. Missouri State (03/17/10)	35
2. Montarrio Haddock vs. Missouri State (03/17/10)	34
James Washington vs. Missouri State (03/17/10)	34



- HONORS & AWARDS -

USA TODAY ALL-AMERICA THIRD TEAM

Nick King 2018

KARL MALONE AWARD FINALIST

Nick King 2018

C-USA PLAYER OF THE YEAR

Shawn Jones 2014
JaCorey Williams 2017
Nick King 2018

C-USA NEWCOMER OF THE YEAR

JaCorey Williams 2017
Nick King 2018

FIRST TEAM ALL-C-USA

Shawn Jones 2014
JaCorey Williams 2017
Nick King 2018

SECOND TEAM ALL-C-USA

Reggie Upshaw 2016
Reggie Upshaw 2017
Giddy Potts 2018

THIRD TEAM ALL-C-USA

Giddy Potts 2016
Giddy Potts 2017

C-USA ALL-DEFENSIVE TEAM

Tweety Knight 2014
Reggie Upshaw 2017
Tyrik Dixon 2018

C-USA ALL-FRESHMAN TEAM

Giddy Potts 2015
Tyrik Dixon 2017

C-USA TOURNAMENT MVP

Reggie Upshaw 2016
Giddy Potts 2017

C-USA ALL-TOURNAMENT TEAM

Neiko Hunter 2014
Perrin Buford 2015
DJ Jones 2015
Perrin Buford 2016
Reggie Upshaw 2016
Giddy Potts 2017
Reggie Upshaw 2017
JaCorey Williams 2017

C-USA PLAYERS OF THE WEEK

Shawn Jones Dec. 16, 2013
Shawn Jones Feb. 3, 2014
Kerry Hammonds II Feb. 18, 2014
Shawn Jones March 7, 2014
JaCorey Williams Nov. 28, 2016
JaCorey Williams Dec. 19, 2016
Reggie Upshaw Jan. 2, 2017
Nick King Nov. 20, 2017
Nick King Dec. 11, 2017
Nick King Dec. 25, 2017
Nick King Feb. 12, 2018

C-USA FRESHMAN OF THE WEEK

Edward Simpson Dec. 15, 2014
Giddy Potts Feb. 23, 2015

NABC ALL-DISTRICT FIRST TEAM

Desmond Yates 2009
James Washington 2011
LaRon Dendy 2012
Shawn Jones 2014
JaCorey Williams 2017
Reggie Upshaw 2017
Nick King 2018

NABC ALL-DISTRICT SECOND TEAM

Marcos Knight 2012
Giddy Potts 2016
Reggie Upshaw 2016
Giddy Potts 2017
Giddy Potts 2018

USBWA ALL-DISTRICT TEAM

Nick King 2018

COLLEGE SPORTS MADNESS ALL- HIGH MAJOR FIRST TEAM

Nick King 2018

TSWA PLAYER OF THE YEAR

JaCorey Williams 2017
Nick King 2018

TENNESSEE SPORTS HALL OF FAME AMATEUR MALE ATHLETE OF THE YEAR

Nick King 2018

SUN BELT PLAYER OF THE YEAR

LaRon Dendy 2012

SUN BELT DEFENSIVE PLAYER OF THE YEAR

Bruce Massey 2013

FIRST TEAM ALL-SUN BELT

Lee Nosse 2002
Tommy Gunn 2003-04
Desmond Yates 2008, 2009, 2010
LaRon Dendy 2012
Marcos Knight 2013

SECOND TEAM ALL-SUN BELT

Mike Dean 2004
James Washington 2011
Marcos Knight 2012

THIRD TEAM ALL-SUN BELT

William Phippen 2003
Michael Cuffee 2005
Mike Dean 2005
Adam Vogelsberg 2006
Kevin Kanaskie 2007
JT Sulton 2012
Raymond Cintron 2013
Bruce Massey 2013

HONORABLE MENTION ALL-SUN BELT

Tommy Gunn 2002

SBC ALL-TOURNAMENT TEAM

Tommy Gunn 2003-04
William Phippen 2003
Michael Cuffee 2004
Kevin Kanaskie 2008
Desmond Yates 2008

SBC PLAYERS OF THE WEEK

William Phippen Dec. 10, 2001
Lee Nosse Jan. 14, 2002
William Phippen Jan. 6, 2003
Desmond Yates Feb. 11, 2008
Desmond Yates Dec. 16, 2008
Desmond Yates Jan. 25, 2010
Marcos Knight Nov. 22, 2011
LaRon Dendy Jan. 30, 2012
LaRon Dendy Feb. 13, 2012

C-USA COACH OF THE YEAR

Kermit Davis 2017

SBC COACH OF THE YEAR

Kermit Davis 2003
Kermit Davis 2012
Kermit Davis 2013

COLLEGE INSIDER SBC COACH OF THE YEAR

Kermit Davis 2008
Kermit Davis 2010
Kermit Davis 2012



- HONORS & AWARDS -

NABC DISTRICT COACH OF THE YEAR

Kermit Davis	2012
Kermit Davis	2017

TSWA COACH OF THE YEAR

Kermit Davis	2012
Kermit Davis	2017

C-USA ALL-ACADEMIC TEAM

Edward Simpson	2017
Nick King	2018

C-USA SPIRIT OF SERVICE AWARD

Reggie Upshaw	2016
Edward Simpson	2018

C-USA ACADEMIC MEDAL WINNERS

Chase Miller	2016
Edward Simpson	2016
Nick King	2018
Therren Shelton-Szmidt	2018

C-USA ACADEMIC HONOR ROLL

Xavier Habersham	2015
Jacob Ivory	2015
Edward Simpson	2015
Karl Gamble	2016
Stephen Strachan	2016
Karl Gamble	2017
Chase Miller	2017
Edward Simpson	2017
Antonio Green	2018
James Hawthorne	2018
Nick King	2018
Chase Miller	2018
Therren Shelton-Szmidt	2018
David Simmons	2018
Edward Simpson	2018
Donovan Sims	2018
Michael Van Hooser	2018

SBC SPORTSMANSHIP AWARD

Marcus Mason	2001
William Pippen	2003

SBC COMMISSIONER'S LIST

John Douglas	2002
Steve Thomas	2004
Kyle Young	2005, 07

SBC ACADEMIC HONOR ROLL

Keith Connor	2003
John Douglas	2003
Derek Glasper	2003
Leigh Harlem	2003
Bryant Mitchell	2003
Stephen Russell	2003
Chandler Knox	2005
Kyle Young	2006
Desmond Yates	2007
Demetrius Green	2008
Kevin Kanaskie	2008, 09
Eric Allen	2009
Kevin Kanaskie	2009
Zane Gibson	2010
Jason Jones	2010, 11
Calvin O'Neil	2010
James Washington	2010
Demario Williams	2010
Jimmy Oden	2011
Gavin Gibson	2012

FIRST TEAM ALL-OVC

Ken Trickey	1953-54
Sam Smith	1954
Doug Shrader	1955
Bob Williamson	1958
Bob Burden	1960
Larry Stewart	1963-64
Willie Brown	1968-69
Ken Riley	1970-71
Herman Sykes	1972
Jimmy Powell	1973-74
Jimmy Martin	1975
Steve Peeler	1975
George Sorrell	1975
Tim Sisneros	1976
Bob Martin	1977
Greg Joyner	1977-79
Claude Taylor	1978
Jerry Beck	1980
Leroy Coleman	1980
Jerry Beck	1981-82
Kim Cooksey	1985-86
Duane Washington	1987
Chris Rainey	1988-89
Randy Henry	1989
Kevin Wallace	1990
Warren Kidd	1991, '93
Milton Dean	1994
Nod Carter	1997
Aylton Tesch	1998

SECOND TEAM ALL-OVC

Rick Campbell	1981-82
Andrew Tunstill	1986
Dwayne Rainey	1987
Randy Henry	1988
Ty Baynham	1988
Kerry Hammonds	1989
Warren Kidd	1992
Robert Taylor	1992-93
Nod Carter	1996
Roni Bailey	1997
Fernando Ortiz	2000

HONORABLE MENTION ALL-OVC

Ray Kempf	1964
Billy Martin	1965
Russell Smith	1984
Doug Lipscomb	1984
Kerry Hammonds	1986
Randy Henry	1987
Gerald Harris	1989-90
Chris Ingram	1991
Kelvin Hammonds	1992
Quincy Vance	1992
Tim Gaither	1995-96
Aylton Tesch	1996
Freddie Martinez	1998
Cedrick Wallace	2000

OVC PLAYER OF THE YEAR

George Sorrell	1975
Tim Sisneros	1976
Jerry Beck	1981-82

OVC NEWCOMER OF THE YEAR

David Washington	1995
Nod Carter	1996
Aylton Tesch	1996
Cedrick Wallace	1999

OVC TOURNAMENT MVP

Steve Peeler	1975
Bob Martin	1977



- HONORS & AWARDS -

**BLUE
RAIDER**

BASKETBALL

ALL-OVC TOURNAMENT TEAM

Ken Trickey	1953-54
Sam Smith	1954
Doug Shrader	1955
Willie Brown	1967
Steve Peeler	1975
Tim Sisneros	1976
Bob Martin	1977
Greg Joyner	1978-79
Jerry Beck	1981-82
Rick Campbell	1982
Lonnie Thompson	1985
James Johnson	1985
Kim Cooksey	1985-86
Lee Campbell	1986
Kerry Hammonds	1989
Randy Henry	1989
Gerald Harris	1989
Robert Taylor	1991
Warren Kidd	1991
Aylton Tesch	1998

OVC COACH OF THE YEAR

Jimmy Earle	1974, '77
Bruce Stewart	1989



HISTORY/RECORDS



- LETTERWINNERS -

A

Ernest Abercrombie	1972
Chester Adair	1956
Travis Akin	1957
Eric Allen	2008-09
Fred Allen	1974-76
Malachi Allen	1997-98
Charles Anderson	2002
Marcus Anderson	1998
Kelechi "K.C." Anuna	2008-11
Greg Armstrong	1978-79
Darren Avery	2006-09
Kent Ayer	1995-99
Ricky Azantilow	1995

B

Roni Bailey	1995-97
Joe Baker	1961-63
Jevon Banks	1993-94
Jim Banks	1957
Rod Barber	1988
Joe Barclay	1970
Tyrone Barksdale	1996
Mike Batsel	1958
Dickie Baugh	1958
Tyrus Baynham	1986-88
Jerry Beck	1981-82
Kenny Beck	1982
Darryl Bentson	1968-70
Tim Blue	2006-07
Bill Boner	1966
John Bonner	1975-76
Mason Bonner	1972-74
Dave Bormann	1973
Booker Brown	1969-70
Chester Brown	1971-73
Julius Brown	1976-78
Tommy Brown	1967-69
Willie Brown	1967-69
Paul Bruns	1996
Ralph Bryant	1959-61
Wilkey Buchanan	1997
Bruce Buck	1983-84
Mike Buck	1989-92
Perrin Buford	2015-16
Bob Burden	1959-61
Ray Burden	1959-61
Jim Burks	1955-57
Joe Burks	1953-56
Sam Burrell	1977-78

C

Mantilla Callender	1997-98
Lee Campbell	1986
Rick Campbell	1981-82
Ed "Boom-Boom" Cannon	1965-67
Render Garden	1954-56
Noderick "Nod" Carter	1996-97
Trevor Charles	2011
Tharone Chilton	2014

Kenyata Chisholm	2000
Raleigh Choice	1983-84
Greg Christian	1991
Keith Christmas	2004-05
Hal Christianson	1956
Raymond Cintron	2012-13
David Clark	1990, '93
Bobby Clark	1992-95
Jeff Clifton	1991
Johnny Cobb	1999-00
Derry Cochran	1968-71
Jay Cole	1966-67
Leroy Coleman	1977-80
Keith Connor	2003-04
Tony Cook	1987
Kim Cooksey	1985-86
Quavius Copeland	2016-17
Tim Corder	1991-92
Michael Cuffee	2004-05
Francis "Fats" Cuyler	2005-06

D

Paul Dailey	1960-62
Frank "Slim" Davis	1956-58
LaRae Davis	1983-84
Ramond Davis	1991-93
Mike Dean	2004-05
Milton Dean	1993-94
LaRon Dendy	2012
John Denen	1979
Clint Dennison	1976-78
Tyrik Dixon	2017-18
Dwayne Dorsey	1982-83
Jim "Snag" Drew	1970-73
Shawn Driskill	1994-95
Richard Duncan	1997-99
Wes Durrant	2004-06

E

Rod Emanuel	2009-11
Julian Edmonson	2012

F

Dave Fesko	1972
Chuck Fieldler	1965-67
Roger Fisher	1969-71
Curtis Fitts	1978-81
Oscar Fitzgerald	1958
Aldonis Foote	2015-17
G. Nelson Forrester	1948-52
Mike Frost	1979-82

G

Karl Gamble	2016-present
Tim Gaither	1993-96
James Gallman	2010-13
Bobby Gardner	1965-67
Jim Ghibaudy	1964-66
Gavin Gibson	2012-15
Zane Gibson	2011-14

Broderick "Rod" Gilchrest	2008
Velvious Goodloe	1995-96
Leslie Gregory	1988
Demetrius "Duna" Green	2008-09
Tommy Griffith	1954-56
Tommy Gunn	2001-04

H

Xavier Habersham	2016-17
Montarrio Haddock	2009-10
Lucious "Buck" Hailey	1981-82
Donaries "Dino" Hair	2006-09
Ray Hammers	1958-60
Kelvin Hammonds	1991-92
Kerry Hammonds	1985-87, '89
Kerry Hammonds II	2011-14
Kevin "K.J." Harden	1995-98
Chris Harris	1979-82
Darnell Harris	2014-16
Frank Harris	1967-68
Gerald Harris	1987-90

James Hawthorne 2018-present

Cordell Haynie	1979
Jim Henry	1956
Randy Henry	1986-89
Cory Herald	2011
Uriah Hethington	2008
Jani Hiltunen	2000-01
Tom Hogshead	1951-55
Paul Holland	1960-62
John Hopson	2007-08
Bud Howard	2006
Fred Howard	1967-68
Theryn Hudson	2005-08, '10
Terry Hughes	1997-98
John "Helicopter" Humphrey	2002-03
Jeff Hunter	1989-92
Neiko Hunter	2013-14
Jerry Hurst	1957-58

I

Chris Ingram	1988-91
Leon Issac	1984-85
Jacob Ivory	2015-16

J

Barry Jackson	1965
Titus Jackson	1990
Steven Jackson	2001-04
Tavarres Jefferson	2014
Mike Jessee	1972
Marvin Jinette	1955-57
Antwain Johnson	2017-18
James "JJ" Johnson	1985-86
Jeff Johnson	1992
Nigel Johnson	2006-09
Terry Johnson	1971-72
Wally Johnson	1958
William "Willie" Johnson	1981-82
Matt Joines	2009-10



- LETTERWINNERS -

Dwain Jones	1961	Greg Nimmo	1983	Stephen Strachan	2017
Devante "DJ" Jones	2015	Lee Nosse	1998-00, '02	Jontaveous "JT" Sulton	2010-13
Jason "JJ" Jones	2011-13			Stan Sumrell	1968-71
Josh Jones	2009-10	O		Jack Sutter	1965-67
Shawn Jones	2011-14	Jimmy Oden	2011-12	Ellious Swanigan	1999
Phil Jones	1961-62	Calvin O'Neil	2005-07, '08-10	Herman "The Worm" Sykes	1971-72
Greg Joyner	1977-79	Fernando Ortiz	2000-01		
		Trevor Ottley	2010-11	T	
K				Marcus Tarrance	2013-15
Kevin Kanaskie	2006-09	P		Claude "Sleepy" Taylor	1975-78
Ray Kempf	1964-65	Eric Parham	2002-03	Robert "Cateye" Taylor	1990-93
Warren Kidd	1991-93	Steve Peeler	1974-75	Iiro Tenngren	2000-02
Gerald King	1999	Finoy Perkins	2012-13	Aylton Tesch	1996, '98
Nick King	2018	Edward "Pancakes" Perry	1980-83	Dale Thomas	1999-01
Marcos Knight	2012-13	Wardell "Poundcakes" Perry	1982-83	Davion Thomas	2018
Trantell "Tweety" Knight	2013-14	Joshua Phillips	2014-16	Steve Thomas	2005
		William Pippen	2002-03	Terry Thomas	1965-67
L		Don Plonk	1957	Andrew Thompson	1984
Greg Laravie	1975-77	Art Polk	1967-69	Gil Thompson	1976
Rick Lasseter	1968-69	Nathaniel "Giddy" Potts	2015-18	Lonnie Thompson	1984-85
Tommy Legg	1970	Jimmy Powell	1973-74	Dave Thorton	1980
Doug Lipscomb	1983-84	Nick Prater	1971-73	Forrest Toms	1973-74
John David Little	2009-10	John Price	1954, '57-59	Ken Trickey	1952-55
Jonathan Loe	2005	Rod Pryor	1993	Andrew Tunstill	1986-87
Luigi Lopes	2001-02	Karl "Kip" Puryear	1976-77		
Marcus Lovett	1995			U	
M		R		Reggie Upshaw, Jr.	2014-17
Lewis "Louie" Mack	1976-77	Chris Rainey	1987-89		
Marcus Mason	2000-01	Dwayne "Bam Bam" Rainey	1986-88	V	
Kim Malcolm	1974	Larry "Dog" Rainey	1971	Quincy "Q" Vance	1989-92
Charles Manar	1957	Robby Randolph	1980-81	Adam Vogelsberg	2006
Maury Mapes	1981-84	JaQawn Raymond	2014-2016		
Reggie Marshall	1998	Derek Render	1977-78	W	
Bill Martin	1963-65	Napoleon Rhodes	2003	Tim Wagner	1962-64
Bob Martin	1977-78	JaQuel Richmond	2015	Torin Walker	2011-14
Jimmy "Stick" Martin	1973-75	Jimmy Riley	1978-79	Cedrick Wallace	1999-00
Raymond "Zoom" Martin	1979-81	Ken "Kru" Riley	1968, '70-71	Kevin Wallace	1989-90
Freddie Martinez	1997-01	Marcus Robinson	2003-04	Brandon Walters	2017-18
Bruce Massey	2012-13	Steve Rogers	1988	Chad Wampler	1993-95, '96-97
Danny Mayfield	1981-83	Jacquez Rozier	2012-15	David Washington	1995-96
Jack McCauley	1960-62			Duane Washington	1986-87
Steve McElhaney	1969	S		James "BJ" Washington	2009-11
Ali McGhee	1998-99	Darrio Scott	2004-05	Paul Washington	1994-95
Jimmy McGill	1986-87	Terry Scott	1968-70	Demario Watson	2001-03
Ron McKnight	2000	Brent Secrest	1994-96	Malandrick Webb	1989-90
Lew McManus	1958	Doug Shrader	1954-56	Alex Weekes	2004-05
Phil Meadows	1964-65	Theren Shelton-Szmidt	2018	Fred White	2002
Dan Midgett	1964-65	David Simmons	2018	Garrick White	2002
Mike Milholland	1964-65	Edward Simpson	2015-18	Kevin White	1998-01
Billy Miller	1984-87	Donovan Sims	2018-present	Tom Whittington	1964-66
Chase Miller	2017-present	Tim Sisneros	1973-76	Jonathan Whitworth	2000-01
Bryant Mitchell	2001-03	Will Slatten	2018	Jermale Wilkerson	2001-02
Torrey Moore	1995-97	Don Smith	1959-60	D'Marius Wilkes	2001-02
Marcus Morrison	2005-06	Russell "Slim" Smith	1984-85	Demario Williams	2008-10
		Bryan Smithson	2004-05	JaCorey Williams	2017
		Phil Snell	1987-88	Bob Williamson	1957-59
N		George Sorrell	1974-75	Ron Wilmouth	1962-64
Ronnie Newman	1958	Jim Spencer	1964-65	Brad Wilson	1970
Ed Newton	1960-62	Larry Stewart	1963-64	Bryant Woodford	1984
Bill Nickell	1961-63	George Stotser	1956	Kenon Wright	1994






- LETTERWINNERS -

Y

Bubba Yarbrough	1970-72
Desmond "Boogie" Yates	2007-10
Ted York	1956-57
Kyle Young	2004-07





Just Do It. 

NIKE.COM