



GENERAL

Location..... Murfreesboro, Tenn.
Founded..... 1911
Enrollment..... 22,050
President..... Dr. Sidney McPhee
Director of Athletics..... Chris Massaro
Nickname..... Blue Raiders
Colors..... Royal Blue (PMS 300) & White
Affiliation..... Division I
Conference..... C-USA
Arena..... Murphy Center
Capacity..... 11,520

BASKETBALL STAFF

Head Coach..... Kermit Davis
Alma Mater..... Mississippi State/1982
Record at MT (years)..... 276-175/.612 (14)
Career Record - Div. I (years)..... 347-225/.607 (18)
Career Record - All levels (years)..... 413-250/.623 (21)
Assistant Coach..... Win Case, ninth season
Alma Mater... Univ. of Science & Arts/Oklahoma, 1986
Assistant Coach..... Greg Gensing, sixth season
Alma Mater..... Southwest Texas State, 1979
Assistant Coach..... Ronnie Hamilton, third season
Alma Mater..... Duke, 2002
Director of Operations..... Jarrod Lazzarus, fifth season
..... Florida State, 2009
Athletic Trainer..... Reese Shivers, first season
..... Southern Miss, 2015
Strength Coach..... Zach Willis, third season
..... Middle Tennessee, 2012
MBB Secretary..... Debbie Bartlett
Office Phone..... (615) 898-2916

TEAM INFORMATION

2015-16 Overall Record..... 25-10
C-USA Record/Finish..... 13-5/second
C-USA Tournament..... No. 2 seed
Quarterfinal..... (2) MT 79, (7) Charlotte 61
Semifinal..... (2) MT 99, (3) Marshall 90
Championship..... (2) MT 55, (5) Old Dominion 53
Starters Returning/Lost..... 2/3
Letterwinners Returning/Lost..... 7/5
Newcomers..... 5

BASKETBALL HISTORY

Season of basketball..... 94th
First season..... 1913-14
All-time record..... 1,175-1,032
NCAA Tournament Appearances..... 8/3-8
..... 1975, 77, 82, 85, 87, 89, 2013, 16
NIT Appearances..... 3/4-3
..... 1986, 88, 2012
CIT Appearance..... 2/0-2
..... 2015

Table of Contents/Quick Facts..... 1
Media Information..... 2-3
Schedule..... 4
C-USA Composite Schedule..... 5-6
Opponents..... 7-10
Blue Raiders..... 11-33
Roster..... 12
Xavier Habersham..... 13-14
Ed Simpson..... 15-16
Chase Miller..... 17
Giddy Potts..... 18-19
JaCorey Williams..... 20
Quavius Copeland..... 21-22
Karl Gamble..... 23-24
Reggie Upshaw..... 25-26
Stephen Strachan..... 27
Aldonis Foote..... 28-29
Tyrik Dixon..... 30
Brandon Walters..... 31
Antwain Johnson..... 32
Davion Thomas..... 33
2015-16 Individual Game-By-Game Statistics..... 34-37
Coaches and Support Staff..... 38-49
Head Coach Kermit Davis..... 39-44
Assistant Coach Win Case..... 45
Assistant Coach Greg Gensing..... 46
Assistant Coach Ronnie Hamilton..... 47
Support Staff..... 48-49
2015-16 Review..... 50-67
Notes and Statistics..... 51-58
Box Scores..... 59-67
Records and Honors..... 68-118
Team and Individual Records..... 69-76
Double-Doubles..... 77-79
Overtime and 100-Point Games..... 80
Opponent Records..... 81
Yearly Leaders and Statistics..... 82-84
Year-By-Year Results..... 85-92
All-Time Record vs. Opponents..... 93-101
Conference Tournaments and Records..... 102
Postseason and Records..... 103-111
Regular Season Tournaments..... 112
Honors..... 113-114
1,000 Point Scorers..... 115-116
Letterwinners..... 117-118
Team Photos..... 119

MIDDLE TENNESSEE ATHLETIC COMMUNICATIONS

CREDITS

Editorial: The 2016-17 Media Information Guide is a product of the Athletic Communications Office.

Mission Statement: The MTSU athletic program promotes excellence in athletics and provides academic and athletic opportunities for every student-athlete, the University, and the community. Building on tradition, the program advances the University's regional and national stature and creates opportunities for innovative partnerships throughout the region. Middle Tennessee State University continually works to maximize human, financial, and physical resources to create and heighten the quality of its sports programs.

A Tennessee Board of Regents University, Middle Tennessee State University is an equal opportunity, nonracially identifiable, educational institution that does not discriminate against individuals with disabilities. 1115-0001 MTSU is an AA/EEO employer

THE BLUE RAIDERS ONLINE

Official Site: GoBlueRaiders.com
Facebook: Blue Raider Athletics
Blue Raider Men's Basketball
Twitter: @MTAthletics
@MT_MBB
@MT_CoachDavis



CONTACT INFORMATION

Address..... Athletic Communications
Middle Tennessee
1500 Greenland Drive
Murfreesboro, TN 37132

Athletic Communications Phone 615.898.2968

Athletic Communications Fax..... 615.898.5626

Press Row Phone 615.898.2807

Basketball Office Phone 615.898.2916

Ticket Office Phone... 615.898.2103 or 1.888.YES.MTSU

Athletic Department Phone 615.898.2450

Twitter @MTAthletics

..... @MT_MBB

..... @MT_CoachDavis

Facebook..... Blue Raider Athletics

..... Blue Raider Men's Basketball

Instagram @MTAthletics

..... @MT_MBB

Associate AD/Athletic Communications

Mark Owens (Virginia Tech, 1989)
Office: 615.898.5057
Cell: 615.631.9520
E-mail: owens@goblueraiders.com

Assistant Director (MBB contact)

Eric Beovich (Mississippi State, 2015)
Office: 615.904.8115
Cell: 850.723.8134
E-mail: beovich@goblueraiders.com

Social Media Director

Brent Beerends (William Penn, 2011)
Office: 615.494.8653
Cell: 641.780.7005
E-mail: beerends@goblueraiders.com

Assistant Director

Tony Stinnett (Middle Tennessee, 1990)
Office: 615.898.5270
Cell: 615.631.9521
E-mail: stinnett@goblueraiders.com

Media Specialist

Nathan Wallach (Middle Tennessee, 2009)
Office: 615.494.8863
Cell: 615.403.6424
E-mail: wallach@goblueraiders.com

Athletic Communications Assistant

John Galatas (Mississippi State, 2016)
Office: 615.904.2378
Cell: 228.229.0882
E-mail: galatas@goblueraiders.com

Athletic Communications Assistant

Janelle Johnson (Washington State, 2014)
Office: 615.904.8209
Cell: 425.457.6306
E-mail: johnson@goblueraiders.com

Athletic Communications Assistant

Zach Rhodes (NC State, 2016)
Office: 615.904.2378
Cell: 919.247.7585
E-mail: rhodes@goblueraiders.com



MARK OWENS
Associate AD/Communications
Football, Men's Golf



ERIC BEOVICH
Assistant Director
MBB, Soccer, Women's Golf



BRENT BEERENDS
Social Media Director



TONY STINNETT
Assistant Director
WBB, Women's Tennis



NATHAN WALLACH
Media Specialist

DIRECTIONS TO MURPHY CENTER

From Nashville International Airport: Enter Briley Parkway continuing south to the Interstate 24 junction. Take I-24 East to Exit 76; turn left and follow Medical Center Parkway to Memorial Boulevard. Go left on Memorial to Clark Boulevard. Turn right on Clark Boulevard (at BP station). Follow Clark Blvd. (which becomes Middle Tennessee Boulevard) to intersection at Greenland Drive. Turn left on Greenland Drive. Murphy Center is located just to the right.

From Nashville: From I-24 East, take Exit 76; turn left and follow Medical Center Parkway to Memorial Boulevard. Go left on Memorial to Clark Boulevard. Turn right on Clark Boulevard (at BP station). Follow Clark Blvd. (which becomes Middle Tennessee Boulevard) to intersection at Greenland Drive. Turn left on Greenland Drive. Murphy Center is located just to the right.

From Chattanooga: Take I-24 West to Exit 81; follow U.S. Highway 231 North to Middle Tennessee Boulevard to intersection at Greenland Drive. Turn right onto Greenland Drive. The Greenland Drive parking lot is located to the right.

From Knoxville: Take Interstate 40 West to Lebanon and exit onto U.S. Highway 231 South and follow approximately 25 miles to Clark Boulevard in Murfreesboro; turn left on Clark Boulevard. Follow Clark Blvd. (which becomes Middle Tennessee Boulevard) to intersection at Greenland Drive. Turn left on Greenland Drive. Murphy Center is located just to the right.

From Birmingham, AL: Take I-65 North to Highway 96 East Franklin (TN) exit. Follow Highway 96 East to Murfreesboro. Continue east on 96 until Clark Boulevard intersection; turn right on Clark Blvd. (which becomes Middle Tennessee Boulevard) to intersection at Greenland Drive. Turn left on Greenland Drive. Murphy Center is located just to the right.

BLUE RAIDER NETWORK

Blue Raider basketball is on the air! The 2016-17 basketball season marks the ninth year of the Blue Raider Network under the umbrella of a joint venture between Middle Tennessee athletics and LearfieldSports Marketing.

The Blue Raider Network, which actually debuted in the early 1960s, is blessed with two flagship stations for football and men's basketball, including ESPN Nashville 102.5 The Game in Nashville and 97.5 FM in Murfreesboro, NewsRadio WGNS AM-FM (1450/100.5/101.9), and Middle Tennessee Public Radio WMOT-FM (89.5).

The combination of these three stations provides coverage to Middle Tennessee sports fans in a 100-mile radius of Murfreesboro.

WGNS and 102.5 The Game will carry all Blue Raider football and men's basketball games along with the Rick Stockstill and Kermit Davis radio shows.

WGNS, which made its return to carrying Blue Raider athletics in 2005, blankets the local area by reaching to McMinnville to the east, Columbia to the west and Gallatin to the north.

Campus station WMOT 89.5 FM will also broadcast football and men's and women's basketball games for Middle Tennessee in 2015-16. WMOT, a 100,000-watt station, reaches beyond Bowling Green, Ky., to the north, Cookeville, Tenn., to the east, and Huntsville, Ala. to the south.

All Blue Raider football, men's and women's basketball and baseball broadcasts can also be heard on the Internet at GoBlueRaiders.com and on the all-new Blue Raider Gameday App.

KERMIT DAVIS RADIO SHOW

The Blue Raider Network carries Kermit Davis LIVE on WMOT, WNSR, and WGNS AM-FM each Monday night from 7-8 p.m. The show originates from Sam's All-American Sports Grill in Murfreesboro during the season and is open to the public.

THE NETWORK

- WMOT FM 89.5 (Murfreesboro)
- WGNS AM 1450 (Murfreesboro)
- WGNS FM 100.5 (Murfreesboro)
- WGNS FM 101.9 (Murfreesboro)
- WPRT FM 102.5 (Nashville)
- WPRT FM 97.5 (Murfreesboro)
- WMSR AM 1320 (Manchester)
- WATX AM 1600 (Cookeville)
- WATX FM 101.9 (Cookeville)



Telephones

There are a limited number of telephones available along press row. They are for first-come, first-serve use only. It is suggested that media members wishing to have a private line contact Steve Prichard, director of telecommunications, at 615-898-2991. For specific line location, please list Eric Beovich as the contact from the athletic department. Telephone lines for visiting radio networks have been installed by Middle Tennessee. Reciprocating trade agreements for these lines can be made by contacting Eric Beovich at 615-904-8115.

Radio Coverage

Radio broadcast permission must be obtained in advance, along with press row reservations. Middle Tennessee maintains a courtesy line for use by schools who can provide reciprocal arrangements for the Blue Raider Network. A radio station wishing to obtain an ISDN line must contact Steve Prichard, director of telecommunications, at 615-898-2991.

Media Will-Call

For members of the media wishing to pick their credential up at media will call, it is located at the base of the ramp at the NE corner inside Murphy Center.

Coach and Student-Athlete Interviews

All interviews with head coach Kermit Davis and student-athletes should be directed through the Middle Tennessee Athletic Communications office. Contact Eric Beovich at beovich@goblueraiders.com or 615-904-8115.

Internet Guidelines

The acceptance of media credentials is an acknowledgement of Middle Tennessee's rights to the game and play-by-play coverage and an outlet's agreement to abide by any restrictions Middle Tennessee may place on real-time play-by-play coverage and use of comprehensive game statistics. Failure to abide by these restrictions implemented by MT may result in revocation of press credentials.

Middle Tennessee reserves the right to grant approval for distribution of real-time play-by-play, game-related statistics, and information through the Internet. ("real time" is defined as any online media providing live, continual play-by-play coverage, in-game statistics, digital photographs, or audio or video of an event.)

Internet Access

Press row in Murphy Center is equipped with high-speed wireless Internet. Media wishing to utilize the wireless Internet simply need to click on the Internet and use the Guest option located at the bottom of the screen. Ethernet lines are also available in the Athletic Communications office.

Website

All of Middle Tennessee's news releases and statistics, as well as other information pertaining to the Athletic Department, can be accessed at GoBlueRaiders.com. For more in-depth updates during the game, follow @MTAthletics and @MT_MBB on Twitter.

COVERING MT

Credentials

Arrangements for media credentials for the 2016-17 basketball season should be directed to the Athletic Communications office. Requests by accredited media members should be made in an email to Eric Beovich (beovich@goblueraiders.com). Priority issuance of credentials will be given to daily newspapers and television stations that cover Middle Tennessee basketball on a regular basis. Student publications will be limited to one working credential and one photo pass, if needed. Other credential requests will be fulfilled on a space-available basis.

Email Service

Basketball releases can be obtained electronically by contacting Eric Beovich. The release will be sent as an HTML file. This is a media service ONLY.

Practice Coverage

Practices are open to the media with few exceptions. Media wishing to attend practice are encouraged to contact Eric Beovich in advance. Team meetings before, during and after practice are private. Check with the Athletic Communications office for practice times.

Media Parking

Parking space can be reserved with a request received by Middle Tennessee's Athletics Communications office at least one working day prior to the game. Media parking is located in the Greenland Drive parking lot. Satellite trucks will park on the north side of the Floyd Stadium pressbox and will enter off Middle Tennessee Boulevard just before the Faulkinberry Road entrance.

Postgame Interviews

After a 10-minute cooling off period, requested players and head coach Kermit Davis will be made available to members of the media. The Blue Raider locker room is CLOSED both at home and on the road. At home, interviews will be conducted in the media room. On the road, requested players and Coach Davis will be brought to a designated area outside the locker room or to the visiting media room.

Postgame Services

Complete individual and team statistics, play-by-play and postgame quotes will be available to the media following each game. One hour prior to tipoff, media packets containing game programs, flipcards, updated stats and game notes will be distributed in the media working area. A fax service is also available upon request. A pregame meal is served in the media area 90 minutes before tipoff.



2016-17 SCHEDULE

DATE	OPPONENT	LOCATION	TIME
NOVEMBER			
THURS, NOV 3	NORTH ALABAMA (EXHIBITION)	MURFREESBORO, TN	7:30 PM
FRI, NOV 11	MILLIGAN	MURFREESBORO, TN	11:00 AM
TUES, NOV 15	MURRAY STATE	MURFREESBORO, TN	6:30 PM
SAT, NOV 19	TENNESSEE STATE	MURFREESBORO, TN	6:30 PM
TUES, NOV 22	TOLEDO	MURFREESBORO, TN	6:30 PM
FRI, NOV 25	VS. UNC WILMINGTON^	NASHVILLE, TN	7:30 PM
SAT, NOV 26	VS. TOLEDO^	NASHVILLE, TN	7:30 PM
SUN, NOV 27	VS. EVANSVILLE^	NASHVILLE, TN	5:30 PM
WED, NOV 30	AT OLE MISS (SECN+)	OXFORD, MS	7:00 PM
DECEMBER			
SAT, DEC 3	AT SOUTH ALABAMA	MOBILE, AL	7:05 PM
THURS, DEC 8	VANDERBILT (CBSSN)	MURFREESBORO, TN	6:30 PM
WED, DEC 14	AT BELMONT	NASHVILLE, TN	7:00 PM
SAT, DEC 17	AT VCU (ASN)	RICHMOND, VA	6:00 PM
WED, DEC 21	GEORGIA STATE	MURFREESBORO, TN	6:30 PM
JANUARY			
SUN, JAN 1	UAB*	MURFREESBORO, TN	3:00 PM
THURS, JAN 5	AT RICE* (beIN)	HOUSTON, TX	7:00 PM
SAT, JAN 7	AT NORTH TEXAS*	DENTON, TX	2:00 PM
THURS, JAN 12	MARSHALL* (beIN)	MURFREESBORO, TN	7:00 PM
SAT, JAN 14	WKU* (ASN)	MURFREESBORO, TN	7:00 PM
THURS, JAN 19	AT FIU*	MIAMI, FL	6:00 PM
SAT, JAN 21	AT FLORIDA ATLANTIC*	BOCA RATON, FL	6:00 PM
THURS, JAN 26	SOUTHERN MISS* (ESPN3)	MURFREESBORO, TN	6:30 PM
SAT, JAN 28	LA TECH* (ESPN3)	MURFREESBORO, TN	5:00 PM
FEBRUARY			
THURS, FEB 2	AT UTSA*	SAN ANTONIO, TX	7:00 PM
SAT, FEB 4	AT UTEP* (ASN)	EL PASO, TX	7:00 PM
THURS, FEB 9	OLD DOMINION* (beIN)	MURFREESBORO, TN	7:00 PM
SAT, FEB 11	CHARLOTTE*	MURFREESBORO, TN	5:00 PM
THURS, FEB 16	AT WKU* (CBSSN)	BOWLING GREEN, KY	8:00 PM
SAT, FEB 18	AT MARSHALL* (ASN)	HUNTINGTON, WV	5:00 PM
SUN, FEB 26	AT UAB* (CBSSN)	BIRMINGHAM, AL	NOON
MARCH			
THURS, MARCH 2	FIU* (ESPN3)	MURFREESBORO, TN	6:30 PM
SAT, MARCH 4	FLORIDA ATLANTIC* (ESPN3)	MURFREESBORO, TN	5:00 PM
WED, MARCH 8-11	C-USA TOURNAMENT	BIRMINGHAM, AL	TBA

^ - Music City Challenge

* - C-USA Conference game

Home games in **BOLD**

All times Central and subject to change

DECEMBER**Sat., December 31**

North Texas at Charlotte
 Marshall at FIU
 WKU at Florida Atlantic
 Rice at Old Dominion

JANUARY**Sun., January 1**

Louisiana Tech at Southern Miss
 UAB at Middle Tennessee
 UTEP at UTSA

Mon., January 2

Rice at Charlotte
 WKU at FIU
 Marshall at Florida Atlantic
 North Texas at Old Dominion

Thu., January 5

Charlotte at WKU
 UTEP at Louisiana Tech
 Old Dominion at Marshall
 Middle Tennessee at Rice
 UTSA at Southern Miss
 UAB at North Texas

Sat., January 7

Charlotte at Marshall
 FIU at Florida Atlantic
 UTSA at Louisiana Tech
 Middle Tennessee at North Texas
 Old Dominion at WKU
 UAB at Rice
 UTEP at Southern Miss

Thu., January 12

Louisiana Tech at Charlotte
 FIU at UTEP
 Florida Atlantic at UTSA
 Marshall at Middle Tennessee
 Southern Miss at Old Dominion
 WKU at UAB

Sat., January 14

Southern Miss at Charlotte
 Florida Atlantic at UTEP
 FIU at UTSA
 Louisiana Tech at Old Dominion
 Marshall at UAB
 WKU at Middle Tennessee
 North Texas at Rice

Thu., January 19

Middle Tennessee at FIU
 UAB at Florida Atlantic
 Rice at Louisiana Tech
 North Texas at Southern Miss

Sat., January 21

Old Dominion at Charlotte
 Middle Tennessee at Florida Atlantic
 UAB at FIU
 North Texas at Louisiana Tech
 WKU at Marshall
 Rice at Southern Miss
 UTSA at UTEP

Thu., January 26

Charlotte at North Texas
 Florida Atlantic at FIU
 Louisiana Tech at UAB
 Southern Miss at Middle Tennessee
 Old Dominion at Rice
 UTSA at Marshall
 UTEP at WKU

Sat., January 28

Charlotte at Rice
 Louisiana Tech at Middle Tennessee
 UTEP at Marshall
 Old Dominion at North Texas
 Southern Miss at UAB
 UTSA at WKU

FEBRUARY**Thu., February 2**

Florida Atlantic at Charlotte
 FIU at Old Dominion
 WKU at Louisiana Tech
 Marshall at Southern Miss
 Middle Tennessee at UTSA
 UAB at UTEP

**Sat., February 4**

FIU at Charlotte
Florida Atlantic at Old Dominion
Marshall at Louisiana Tech
Middle Tennessee at UTEP
Rice at North Texas
WKU at Southern Miss
UAB at UTSA

Thu., February 9

Charlotte at UAB
North Texas at Florida Atlantic
Rice at FIU
Old Dominion at Middle Tennessee
Louisiana Tech at UTEP
Southern Miss at UTSA

Sat., February 11

Charlotte at Middle Tennessee
North Texas at FIU
Rice at Florida Atlantic
Louisiana Tech at UTSA
Marshall at WKU
Old Dominion at UAB
Southern Miss at UTEP

Thu., February 16

Florida Atlantic at Louisiana Tech
FIU at Southern Miss
UAB at Marshall
Middle Tennessee at WKU
UTEP at North Texas
UTSA at Rice

Sat., February 18

Charlotte at Old Dominion
FIU at Louisiana Tech
Florida Atlantic at Southern Miss
Middle Tennessee at Marshall
UTSA at North Texas
UTEP at Rice

Sun., February 19

UAB at WKU

Thu., February 23

WKU at Charlotte
UTEP at Florida Atlantic
UTSA at FIU
Louisiana Tech at North Texas
Marshall at Old Dominion
Southern Miss at Rice

Sat., February 25

Marshall at Charlotte
UTEP at FIU
UTSA at Florida Atlantic
Louisiana Tech at Rice
Southern Miss at North Texas
WKU at Old Dominion

Sun., February 26

Middle Tennessee at UAB

MARCH**Thu., March 2**

Charlotte at UTSA
FIU at Middle Tennessee
Florida Atlantic at UAB
Rice at Marshall
North Texas at WKU
Old Dominion at UTEP

Sat., March 4

Charlotte at UTEP
FIU at UAB
Florida Atlantic at Middle Tennessee
North Texas at Marshall
Old Dominion at UTSA
Rice at WKU
Southern Miss at Louisiana Tech

Wed.-Sat., March 8-11

2017 C-USA Men's Basketball Championship
(Legacy Arena at BJCC, Birmingham, Ala.)



NORTH ALABAMA (EXH.)

Series: MT leads 13-6

University Information

Location: Florence, Ala.
Founded: 1830
Enrollment: 7,492
Colors: Purple & Gold
Nickname: Lions
Conference: Gulf South
Facility: Flowers Hall (3,800)

Team Information

Head Coach: Bobby Champagne
 South Alabama, 1990
UNA Record: 216-166 (13 seasons)
Overall Record: Same
2015-16 Record: 16-13, 13-9 (T-4th GSC)
2016 Postseason: None
Starters R/L: 3/2
Lettermen R/L: 6/5
Newcomers: 13

Athletic Communications

Men's Basketball SID: Shane Herrmann
Office: 256.765.4895
Cell: N/A
E-mail: msherrmann@una.edu
Website: www.RoarLions.com



MILLIGAN

Series: MT leads 8-2

University Information

Location: Milligan College, Tenn.
Founded: 1866
Enrollment: 1,213
Colors: Black & Orange
Nickname: Buffaloes
Conference: Appalachian Athletic
Facility: Steve Lacy Fieldhouse (5,000)

Team Information

Head Coach: Bill Robinson
 The King's College, 1991
MC Record: 126-108 (7 seasons)
Overall Record: Same
2015-16 Record: 16-11, 10-8 (T-3rd AAC)
2016 Postseason: None
Starters R/L: 1/4
Lettermen R/L: 7/6
Newcomers: 8

Athletic Communications

Men's Basketball SID: Tanner Morris
Office: 423.461.8980
Cell: N/A
E-mail: sportsinfo@milligan.edu
Website: www.MilliganBuffs.com



MURRAY STATE

Series: MSU leads 103-35

University Information

Location: Murray, Ky.
Founded: 1922
Enrollment: 10,998
Colors: Navy & Gold
Nickname: Racers
Conference: Ohio Valley
Facility: CFSB Center (8,600)

Team Information

Head Coach: Matt McMahon
 Appalachian State, 2000
MSU Record: 17-14 (1 season)
Overall Record: Same
2015-16 Record: 17-14, 10-6 (T-1st OVC West)
2016 Postseason: None
Starters R/L: 3/2
Lettermen R/L: 4/8
Newcomers: 7

Athletic Communications

Men's Basketball SID: Dave Winder
Office: 270.809.4271
Cell: 270.293.0566
E-mail: dwinder@murraystate.edu
Website: www.GoRacers.com



TENNESSEE STATE

Series: MT leads 38-16

University Information

Location: Nashville, Tenn.
Founded: 1912
Enrollment: 9,165
Colors: Reflex Blue & White
Nickname: Tigers
Conference: Ohio Valley
Facility: Gentry Center (10,500)

Team Information

Head Coach: Dana Ford
 Illinois State, 2006
TSU Record: 25-37 (2 seasons)
Overall Record: Same
2015-16 Record: 20-11, 11-5 (T-2nd OVC West)
2016 Postseason: CIT First Round
Starters R/L: 3/2
Lettermen R/L: 9/7
Newcomers: 7

Athletic Communications

Men's Basketball SID: Gavin Nevill
Office: 629.202.1091
Cell: 610.442.3431
E-mail: tnevill@tnstate.edu
Website: www.TSUTigers.com



TOLEDO

Series: MT leads 2-1

University Information

Location: Toledo, Ohio
Founded: 1872
Enrollment: 18,783
Colors: Midnight Blue & Gold
Nickname: Rockets
Conference: Mid-American
Facility: John F. Savage Arena (7,014)

Team Information

Head Coach: Tod Kowalczyk
 Minnesota-Duluth, 1989
UT Record: 102-93 (6 seasons)
Overall Record: 238-205 (14 seasons)
2015-16 Record: 17-15, 8-10 (5th MAC West)
2016 Postseason: None
Starters R/L: 3/2
Lettermen R/L: 6/3
Newcomers: 7

Athletic Communications

Men's Basketball SID: Steve Easton
Office: 419.530.4921
Cell: 419.262.3953
E-mail: steve.easton@utoledo.edu
Website: www.UTRockets.com



UNC WILMINGTON

Series: Tied 0-0

University Information

Location: Wilmington, N.C.
Founded: 1947
Enrollment: 15,300
Colors: Teal, Gold & Navy
Nickname: Seahawks
Conference: Colonial Athletic Association
Facility: Trask Coliseum (5,122)

Team Information

Head Coach: Kevin Keatts
 Marshall, 2011
UNCW Record: 43-22 (2 seasons)
Overall Record: Same
2015-16 Record: 25-8, 14-4 (T-1st CAA)
2016 Postseason: NCAA First Round
Starters R/L: 4/1
Lettermen R/L: 8/5
Newcomers: 4

Athletic Communications

Men's Basketball SID: Joe Browning
Office: 910.962.3236
Cell: 910.352.0628
E-mail: browningj@uncw.edu
Website: www.UNCWsports.com



EVANSVILLE

Series: Tied 1-1

University Information

Location: Evansville, Ind.
Founded: 1854
Enrollment: 2,822
Colors: Purple, White & Orange
Nickname: Purple Aces
Conference: Missouri Valley
Facility: Ford Center (8,930)

Team Information

Head Coach: Marty Simmons
 Evansville, 1987
UE Record: 151-143 (9 seasons)
Overall Record: 249-216 (15 seasons)
2015-16 Record: 25-9, 12-6 (2nd MVC)
2016 Postseason: None
Starters R/L: 2/3
Lettermen R/L: 7/5
Newcomers: 6

Athletic Communications

Men's Basketball SID: Bob Pristash
Office: 812.488.2285
Cell: 812.266.5288
E-mail: rp113@evansville.edu
Website: www.GoPurpleAces.com



OLE MISS

Series: Tied 4-4

University Information

Location: Oxford, Miss.
Founded: 1848
Enrollment: 24,250
Colors: Cardinal Red & Navy Blue
Nickname: Rebels
Conference: Southeastern
Facility: Pavilion at Ole Miss (9,051)

Team Information

Head Coach: Andy Kennedy
 UAB, 1991
UM Record: 212-126 (10 seasons)
Overall Record: 233-139 (11 seasons)
2015-16 Record: 20-12, 10-8 (T-6th SEC)
2016 Postseason: None
Starters R/L: 2/3
Lettermen R/L: 6/7
Newcomers: 7

Athletic Communications

Men's Basketball SID: Daniel Snowden
Office: 662.915.7509
Cell: 662.816.7511
E-mail: desnowde@olemiss.edu
Website: www.OleMissSports.com



SOUTH ALABAMA

Series: MT leads 20-12

University Information

Location: Mobile, Ala.
Founded: 1963
Enrollment: 16,699
Colors: Blue, Red & White
Nickname: Jaguars
Conference: Sun Belt
Facility: Mitchell Center (10,000)

Team Information

Head Coach: Matthew Graves
 Butler, 1998
USA Record: 37-60 (3 seasons)
Overall Record: Same
2015-16 Record: 14-19, 8-12 (T-7th SBC)
2016 Postseason: None
Starters R/L: 3/2
Lettermen R/L: 8/4
Newcomers: 5

Athletic Communications

Men's Basketball SID: Matt Horne
Office: 251.414.8184
Cell: 912.536.5806
E-mail: mhorne@southalabama.edu
Website: www.USAJaguars.com



VANDERBILT

Series: VU leads 29-5

University Information

Location: Nashville, Tenn.
Founded: 1873
Enrollment: 6,738
Colors: Black & Gold
Nickname: Commodores
Conference: Southeastern
Facility: Memorial Gymnasium (14,316)

Team Information

Head Coach: Bryce Drew
 Valparaiso, 1998
VU Record: First season
Overall Record: 124-49 (5 seasons)
2015-16 Record: 19-14, 11-7 (5th SEC)
2016 Postseason: NCAA First Four
Starters R/L: 3/2
Lettermen R/L: 9/6
Newcomers: 3

Athletic Communications

Men's Basketball SID: Andy Boggs
Office: 615.343.1847
Cell: N/A
E-mail: andy.boggs@vanderbilt.edu
Website: www.VUCommodores.com



BELMONT

Series: MT leads 21-15

University Information

Location: Nashville, Tenn.
Founded: 1890
Enrollment: 7,771
Colors: Navy, Red & White
Nickname: Bruins
Conference: Ohio Valley
Facility: Curb Event Center (5,000)

Team Information

Head Coach: Rick Byrd
 Tennessee, 1976
BU Record: 639-324 (30 seasons)
Overall Record: 731-379 (35 seasons)
2015-16 Record: 20-12, 12-4 (1st OVC)
2016 Postseason: NIT First Round
Starters R/L: 4/1
Lettermen R/L: 12/2
Newcomers: 1

Athletic Communications

Men's Basketball SID: Greg Sage
Office: 615.460.6698
Cell: N/A
E-mail: greg.sage@belmont.edu
Website: www.BelmontBruins.com



VCU

Series: MT leads 3-2

University Information

Location: Richmond, Va.
Founded: 1838
Enrollment: 32,000
Colors: Black & Gold
Nickname: Rams
Conference: Atlantic 10
Facility: Siegel Center (7,637)

Team Information

Head Coach: Will Wade
 Clemson, 2005
VCU Record: 25-11 (1 season)
Overall Record: 65-36 (3 seasons)
2015-16 Record: 25-11, 14-4 (T-1st A-10)
2016 Postseason: NCAA Round of 32
Starters R/L: 3/2
Lettermen R/L: 8/4
Newcomers: 6

Athletic Communications

Men's Basketball SID: Chris Kowalczyk
Office: 804.828.8818
Cell: 330.348.6869
E-mail: ckowalczyk@vcu.edu
Website: www.VCUAthletics.com



GEORGIA STATE

Series: MT leads 8-3

University Information

Location: Atlanta, Ga.
Founded: 1913
Enrollment: 50,000
Colors: Blue & White
Nickname: Panthers
Conference: Sun Belt
Facility: GSU Sports Arena (3,854)

Team Information

Head Coach: Ron Hunter
 Miami (OH), 1986
GSU Record: 103-61 (5 seasons)
Overall Record: 377-280 (21 seasons)
2015-16 Record: 16-14, 9-11 (6th SBC)
2016 Postseason: None
Starters R/L: 2/3
Lettermen R/L: 8/4
Newcomers: 4

Athletic Communications

Men's Basketball SID: Mike Holmes
Office: 404.413.4033
Cell: 404.259.9716
E-mail: rholmes@gsu.edu
Website: www.GeorgiaStateSports.com



UAB*

Series: UAB leads 10-3

University Information

Location: Birmingham, Ala.
Founded: 1969
Enrollment: 19,535
Colors: Forest Green & Old Gold
Nickname: Blazers
Conference: Conference USA
Facility: Bartow Arena (8,500)

Team Information

Head Coach: Rob Ehsan
 UC Davis, 2005
UAB Record: First season
Overall Record: Same
2015-16 Record: 26-7, 16-2 (1st C-USA)
2016 Postseason: NIT First Round
Starters R/L: 4/1
Lettermen R/L: 10/2
Newcomers: 2

Athletic Communications

Men's Basketball SID: Jay D'Abramo
Office: 205.934.7920
Cell: 205.234.9422
E-mail: jdabramo@uab.edu
Website: www.UABSports.com



RICE*

Series: MT leads 4-2

University Information

Location: Houston, Texas
Founded: 1891
Enrollment: 6,628
Colors: Blue & Gray
Nickname: Owls
Conference: Conference USA
Facility: Tudor Fieldhouse (5,208)

Team Information

Head Coach: Mike Rhoades
 Lebanon Valley, 1995
Rice Record: 24-40 (2 seasons)
Overall Record: 221-116 (12 seasons)
2015-16 Record: 12-20, 7-11 (T-9th C-USA)
2016 Postseason: None
Starters R/L: 4/1
Lettermen R/L: 7/1
Newcomers: 7

Athletic Communications

Men's Basketball SID: Tim Andrzejewski
Office: 713.348.3929
Cell: 662.312.7663
E-mail: tim.andrzejewski@rice.edu
Website: www.RiceOwls.com



NORTH TEXAS*

Series: MT leads 13-7

University Information

Location: Denton, Texas
Founded: 1890
Enrollment: 36,168
Colors: Green & White
Nickname: Mean Green
Conference: Conference USA
Facility: The Super Pit (10,500)

Team Information

Head Coach: Tony Benford
 Texas Tech, 1992
NT Record: 54-73 (4 seasons)
Overall Record: Same
2015-16 Record: 12-20, 7-11 (T-9th C-USA)
2016 Postseason: None
Starters R/L: 4/1
Lettermen R/L: 8/2
Newcomers: 6

Athletic Communications

Men's Basketball SID: Justin Glover
Office: 940.369.8548
Cell: 940.783.8743
E-mail: justin.glover@unt.edu
Website: www.MeanGreenSports.com



MARSHALL*

Series: MT leads 8-3

University Information

Location: Huntington, W.Va.
Founded: 1837
Enrollment: 14,000
Colors: Kelly Green & White
Nickname: Thundering Herd
Conference: Conference USA
Facility: Cam Henderson Center (9,043)

Team Information

Head Coach: Dan D'Antoni
 Marshall, 1970
MU Record: 28-37 (2 seasons)
Overall Record: Same
2015-16 Record: 17-16, 12-6 (T-3rd C-USA)
2016 Postseason: None
Starters R/L: 4/1
Lettermen R/L: 10/4
Newcomers: 5

Athletic Communications

Men's Basketball SID: Wilbur DeLashmet
Office: 304.696.2418
Cell: 251.422.2783
E-mail: delashmet@marshall.edu
Website: www.HerdZone.com



WKU*

Series: WKU leads 93-39

University Information

Location: Bowling Green, Ky.
Founded: 1906
Enrollment: 20,178
Colors: Red & White
Nickname: Hilltoppers
Conference: Conference USA
Facility: E.A. Diddle Arena (7,326)

Team Information

Head Coach: Rick Stansbury
 Campbellsville, 1981
WKU Record: First season
Overall Record: 293-165 (14 seasons)
2015-16 Record: 18-16, 8-10 (8th C-USA)
2016 Postseason: None
Starters R/L: 2/3
Lettermen R/L: 3/9
Newcomers: 8

Athletic Communications

Men's Basketball SID: Zach Greenwell
Office: 270.745.5045
Cell: 270.668.4716
E-mail: zachary.greenwell@wku.edu
Website: www.WKUSports.com



FIU*

Series: MT leads 27-8

University Information

Location: Miami, Fla.
Founded: 1965
Enrollment: 56,000
Colors: Blue & Gold
Nickname: Panthers
Conference: Conference USA
Facility: FIU Arena (5,000)

Team Information

Head Coach: Anthony Evans
 St. Thomas Aquinas, 1994
FIU Record: 44-52 (3 seasons)
Overall Record: 143-146 (9 seasons)
2015-16 Record: 13-19, 7-11 (T-9th C-USA)
2016 Postseason: None
Starters R/L: 3/2
Lettermen R/L: 8/4
Newcomers: 5

Athletic Communications

Men's Basketball SID: Mike Hogan
Office: 305.348.1496
Cell: 813.469.0616
E-mail: mihogan@fiu.edu
Website: www.FIUSports.com



FLORIDA ATLANTIC*

Series: MT leads 16-4

University Information

Location: Boca Raton, Fla.
Founded: 1961
Enrollment: 30,000
Colors: Blue & Red
Nickname: Owls
Conference: Conference USA
Facility: FAU Arena (2,980)

Team Information

Head Coach: Michael Curry
 Georgia Southern, 1990
FAU Record: 17-45 (2 seasons)
Overall Record: Same
2015-16 Record: 8-25, 5-13 (T-12th C-USA)
2016 Postseason: None
Starters R/L: 4/1
Lettermen R/L: 6/4
Newcomers: 6

Athletic Communications

Men's Basketball SID: Justin Johnson
Office: 561.302.0461
Cell: 561.302.0461
E-mail: jjohn218@fau.edu
Website: www.FAUSports.com



SOUTHERN MISS*

Series: MT leads 5-1

University Information

Location: Hattiesburg, Miss.
Founded: 1910
Enrollment: 14,845
Colors: Black & Gold
Nickname: Golden Eagles
Conference: Conference USA
Facility: Reed Green Coliseum (8,095)

Team Information

Head Coach: Doc Sadler
 Arkansas, 1982
USM Record: 17-41 (2 seasons)
Overall Record: 166-148 (10 seasons)
2015-16 Record: 8-21, 5-13 (T-12th C-USA)
2016 Postseason: None
Starters R/L: 3/2
Lettermen R/L: 7/4
Newcomers: 7

Athletic Communications

Men's Basketball SID: David Cohen
Office: 601.266.6240
Cell: 817.739.6585
E-mail: david.cohen@usm.edu
Website: www.SouthernMiss.com



LA TECH*

Series: LT leads 11-2

University Information

Location: Ruston, La.
Founded: 1894
Enrollment: 12,414
Colors: Red & Blue
Nickname: Bulldogs
Conference: Conference USA
Facility: Thomas Assembly Center (8,000)

Team Information

Head Coach: Eric Konkol
 Wisconsin-Eau Claire, 2000
LT Record: 23-10 (1 season)
Overall Record: Same
2015-16 Record: 23-10, 12-6 (T-3rd C-USA)
2016 Postseason: Vegas 16 First Round
Starters R/L: 2/3
Lettermen R/L: 7/5
Newcomers: 5

Athletic Communications

Men's Basketball SID: Kane McGuire
Office: 318.257.5071
Cell: 318.548.2161
E-mail: kmcguire@latech.edu
Website: www.LATechSports.com



UTSA*

Series: MT leads 2-1

University Information

Location: San Antonio, Texas
Founded: 1969
Enrollment: 28,628
Colors: Navy Blue, Orange & White
Nickname: Roadrunners
Conference: Conference USA
Facility: Convocation Center (2,650)

Team Information

Head Coach: Steve Henson
 Kansas State, 1990
UTSA Record: First season
Overall Record: Same
2015-16 Record: 5-27, 3-15 (14th C-USA)
2016 Postseason: None
Starters R/L: 4/1
Lettermen R/L: 11/5
Newcomers: 6

Athletic Communications

Men's Basketball SID: Jordan Korphage
Office: 210.501.4006
Cell: N/A
E-mail: jordan.korphage@utsa.edu
Website: www.GoUTSA.com



UTEP*

Series: Tied 2-2

University Information

Location: El Paso, Texas
Founded: 1914
Enrollment: 23,400
Colors: Dark Blue, Orange & Silver Accent
Nickname: Miners
Conference: Conference USA
Facility: Don Haskins Center (12,000)

Team Information

Head Coach: Tim Floyd
 Louisiana Tech, 1977
UTEP Record: 122-77 (6 seasons)
Overall Record: 450-257 (22 seasons)
2015-16 Record: 19-14, 10-6 (6th C-USA)
2016 Postseason: None
Starters R/L: 3/2
Lettermen R/L: 7/6
Newcomers: 7

Athletic Communications

Men's Basketball SID: Jeff Darby
Office: 915.747.6652
Cell: 915.204.0642
E-mail: jdarby@utep.edu
Website: www.UTEPathletics.com



OLD DOMINION*

Series: MT leads 7-0

University Information

Location: Norfolk, Va.
Founded: 1930
Enrollment: 24,828
Colors: Slate Blue, Silver & Light Blue
Nickname: Monarchs
Conference: Conference USA
Facility: Ted Constant Convocation Center (8,472)

Team Information

Head Coach: Jeff Jones
 Virginia, 1982
ODU Record: 70-39 (3 seasons)
Overall Record: 427-326 (24 seasons)
2015-16 Record: 25-13, 12-6 (T-3rd C-USA)
2016 Postseason: Vegas 16 Champions
Starters R/L: 4/1
Lettermen R/L: 10/4
Newcomers: 9

Athletic Communications

Men's Basketball SID: Grant Gardner
Office: 757.683.5520
Cell: 804.245.0283
E-mail: gagardne@odu.edu
Website: www.ODUSports.com



CHARLOTTE*

Series: MT leads 5-1

University Information

Location: Charlotte, N.C.
Founded: 1946
Enrollment: 28,062
Colors: Green & White
Nickname: 49ers
Conference: Conference USA
Facility: Halton Arena (9,105)

Team Information

Head Coach: Mark Price
 Georgia Tech, 1986
Cha Record: 14-19 (1 season)
Overall Record: Same
2015-16 Record: 14-19, 9-9 (7th C-USA)
2016 Postseason: None
Starters R/L: 3/2
Lettermen R/L: 6/8
Newcomers: 10

Athletic Communications

Men's Basketball SID: Brent Stastny
Office: 704.687.1021
Cell: 980.253.4946
E-mail: bmstatsn@unc.edu
Website: www.Charlotte49ers.com



CONFERENCE USA CHAMPIONSHIP

Dates: March 8-11, 2017


Location: Birmingham, Ala.

Venue: Legacy Arena at Birmingham Jefferson Civic Center

Game Schedule

Past Champions

Game Schedule		Past Champions
Wed., March 8		
Game 1	TBA	2016: Middle Tennessee
Game 2	TBA	2015: UAB
Game 3	TBA	2014: Tulsa
Game 4	TBA	2013: Memphis
Thurs., March 9		
Quarterfinal 1	11:30 AM	2012: Memphis
Quarterfinal 2	2:00 PM	2011: Memphis
Quarterfinal 3	5:30 PM	2010: Houston
Quarterfinal 4	8:30 PM	2009: Memphis
Fri., March 10		
Semifinal 1	11:30 AM	2008: Memphis
Semifinal 2	2:00 PM	2007: Memphis
Sat., March 11		
C-USA Championship Game	7:30 PM	2006: Memphis
		2005: Louisville
		2004: Cincinnati
		2003: Louisville
		2002: Cincinnati
		2001: Charlotte
		2000: Saint Louis
		1999: Charlotte
		1998: Cincinnati
		1997: Marquette
		1996: Cincinnati



**PLAYER
BIOS**

TM



NUMERICAL

NO.	NAME	POS.	HT.	WT.	CL.	HOMETOWN / PREVIOUS SCHOOL
0	Tyrik Dixon	G	6-1	183	Fr.	Bentonville, Ark. / Southwest Christian Academy
1	Brandon Walters	F	6-10	262	R-Jr.	Chattanooga, Tenn. / Walters State CC
2	Antwain Johnson	G	6-2	194	So.	Malone, Fla. / Chipola College
4	Xavier Habersham	G	6-6	208	R-Sr.	Dublin, Ga. / Hill College
11	Edward Simpson Jr.	G	6-2	195	Jr.	Ocean Springs, Miss. / St. Martin HS
14	Chase Miller	G	6-0	178	R-Fr.	Dallas, Texas / Shelton HS
20	Giddy Potts	G	6-2	217	Jr.	Athens, Ala. / Athens HS
22	JaCorey Williams	F	6-8	220	R-Sr.	Birmingham, Ala. / Arkansas
24	Quavius Copeland	G	6-1	178	Jr.	Greenville, S.C. / Gulf Coast State
25	Karl Gamble	F	6-9	228	So.	Columbia, S.C. / A.C. Flora HS
30	Reggie Upshaw Jr.	F	6-8	228	Sr.	Chattanooga, Tenn. / Baylor School
31	Stephen Strachan	G	6-2	200	R-Jr.	Nassau, Bahamas / Moberly Area CC
35	Davion Thomas	F	6-9	208	Fr.	Columbus, Ga. / Northside HS
45	Aldonis Foote	G/F	6-5	213	Sr.	Peoria, Ill. / Trinity Valley CC

ALPHABETICAL

NO.	NAME	POS.	HT.	WT.	CL.	HOMETOWN / PREVIOUS SCHOOL
24	Quavius Copeland	G	6-1	178	Jr.	Greenville, S.C. / Gulf Coast State
0	Tyrik Dixon	G	6-1	183	Fr.	Bentonville, Ark. / Southwest Christian Academy
45	Aldonis Foote	G/F	6-5	213	Sr.	Peoria, Ill. / Trinity Valley CC
25	Karl Gamble	F	6-9	228	So.	Columbia, S.C. / A.C. Flora HS
4	Xavier Habersham	G	6-6	208	R-Sr.	Dublin, Ga. / Hill College
2	Antwain Johnson	G	6-2	194	So.	Malone, Fla. / Chipola College
14	Chase Miller	G	6-0	178	R-Fr.	Dallas, Texas / Shelton HS
20	Giddy Potts	G	6-2	217	Jr.	Athens, Ala. / Athens HS
11	Edward Simpson Jr.	G	6-2	195	Jr.	Ocean Springs, Miss. / St. Martin HS
31	Stephen Strachan	G	6-2	200	R-Jr.	Nassau, Bahamas / Moberly Area CC
35	Davion Thomas	F	6-9	208	Fr.	Columbus, Ga. / Northside HS
30	Reggie Upshaw Jr.	F	6-8	228	Sr.	Chattanooga, Tenn. / Baylor School
1	Brandon Walters	F	6-10	262	R-Jr.	Chattanooga, Tenn. / Walters State CC
22	JaCorey Williams	F	6-8	220	R-Sr.	Birmingham, Ala. / Arkansas

Head Coach: Kermit Davis, 15th season (Mississippi State, 1982)

Assistant Coach: Win Case, ninth season (Univ. of Science & Arts/Oklahoma, 1986)

Assistant Coach: Greg Gensing, sixth season (Southwest Texas State, 1979)

Assistant Coach: Ronnie Hamilton, third season (Duke, 2002)

Director of Operations: Jarrod Lazarus, fifth season (Florida State, 2009)

Graduate Assistant: Joe Pierre, first season (Oklahoma State, 2016)

Student Assistant: Jacob Ivory, first season

Athletic Trainer: Chris Harris, third season

Strength Coach: Zach Willis, third season

PRONUNCIATION GUIDE

PRONUNCIATION GUIDE

Quavius Copeland	KWAY-vee-us
Tyrik Dixon	Ty-REEK
Xavier Habersham	Zay-vee-er
Antwain Johnson	An-TWON
Stephen Strachan	Strawn
JaCorey Williams	Juh-Corey

ROSTER BREAKDOWN

By State

Alabama (2)
Giddy Potts
JaCorey Williams

Arkansas (1)
Tyrik Dixon

Florida (1)
Antwain Johnson

Georgia (2)
Xavier Habersham
Davion Thomas

Illinois (1)
Aldonis Foote

Mississippi (1)
Edward Simpson Jr.

South Carolina (2)
Quavius Copeland
Karl Gamble

Tennessee (2)
Brandon Walters
Reggie Upshaw, Jr.

Texas (1)
Chase Miller

Other (Bahamas) (1)
Stephen Strachan

By Class

Seniors (4)
Aldonis Foote
Xavier Habersham (RS)
Reggie Upshaw Jr.
JaCorey Williams (RS)

Juniors (5)
Quavius Copeland
Giddy Potts
Edward Simpson Jr.
Stephen Strachan (RS)
Brandon Walters (RS)

Sophomores (2)
Karl Gamble
Antwain Johnson

Freshmen (3)
Tyrik Dixon
Chase Miller (RS)
Davion Thomas



4

XAVIER HABERSHAM

6-6 | 208 | R-SENIOR | GUARD

FAST FACTS

Full Name: Xavier Habersham
Nickname: X
Birthplace: Dublin, Ga.
Hometown: Dublin, Ga.
Birthday: June 16, 1994
Major: Organizational Communication
Siblings: Timothy Habersham (28)
High School: East Laurens High School
Previous College: Hill College

CAREER HIGHLIGHTS

2015-16 (Redshirt Junior): Played in 34 contests in his first campaign as a Blue Raider, earning two starts ... Averaged 3.1 points per contest and added 1.5 boards ... Saw action in 11.2 minutes per game ... Was a threat from beyond the arc with over half his field goals on the seasons coming from 3-point range ... Had his first game with multiple 3-pointers made in just his second game as a Blue Raider against Tennessee State (Nov. 21) ... Missed MT's game against Alaska-Anchorage

(Nov. 26) due to a sore hamstring ... Had five or more points in five consecutive games from Dec. 22 to Jan. 7, averaging 5.8 points and 3.0 rebounds per game during the stretch ... Went 3-for-4 from beyond the arc at Southern Miss (Feb. 13) to tie his career high of nine points ... Set a pair of new career bests at Florida Atlantic (Mar. 3) with 11 points and five rebounds.

2014-15 (Junior): Redshirted in his first season at Middle Tennessee.

Prior to MT: Averaged 14 points, seven rebounds and two steals his last season for Hill College ... played his freshman season at Gordon State College under Izzy Ingle ... saw action in 30 games during the 2012-13 season, putting up 9.1 points per game on 43.1-percent shooting ... collected 3.3 rebounds a contest, while dishing out one assist per outing ... recorded two 20-point games during his freshman campaign ... posted 27 points against Georgia Highlands College Jan. 12, 2013, going 7-for-12 from the floor ... second 20-point performance came against Waycross College Feb. 14, 2013, going 7-for-10 from the floor



2015-16 SEASON HIGHS

- Points:** 11, at Florida Atlantic (03/03/16)
- Field Goals:** 5, at Florida Atlantic (03/03/16)
- 3-Point Field Goals:** 3, 2x, last vs. Southern Miss (02/13/16)
- Free Throws:** 4, vs. Marshall (03/11/16)
- Rebounds:** 5, at Florida Atlantic (03/03/16)
- Assists:** 2, vs. UAB (02/21/16)
- Steals:** 1, 3x, last vs. UAB (02/21/16)
- Blocks:** 2, vs. Trevecca (12/30/15)
- Minutes:** 30, at FIU (03/05/16)
- Double-Figure Scoring:** 1x, last vs. Florida Atlantic (03/03/16)
- Double-Figure Rebounding:** None
- Double-Doubles:** None

CAREER HIGHS

- Points:** 11, at Florida Atlantic (03/03/16)
- Field Goals:** 5, at Florida Atlantic (03/03/16)
- 3-Point Field Goals:** 3, 2x, last vs. Southern Miss (02/13/16)
- Free Throws:** 4, vs. Marshall (03/11/16)
- Rebounds:** 5, at Florida Atlantic (03/03/16)
- Assists:** 2, vs. UAB (02/21/16)
- Steals:** 1, 3x, last vs. UAB (02/21/16)
- Blocks:** 2, vs. Trevecca (12/30/15)
- Minutes:** 30, at FIU (03/05/16)
- Double-Figure Scoring:** 1x, last vs. Florida Atlantic (03/03/16)
- Double-Figure Rebounding:** None
- Double-Doubles:** None

CAREER STATISTICS

Year	GP-GS	Min	Avg	FG-A	Pct	3FG-A	Pct	FT-A	Pct	Off-Def-Tot	Avg	PF-FO	A	TO	Blk	Stl	Pts	Avg
2015-16	34-2	381	11.2	37-105	.352	22-64	.344	9-17	.529	12-40-52	1.5	44-0	9	13	5	3	105	3.1
Total	34-2	381	11.2	37-105	.352	22-64	.344	9-17	.529	12-40-52	1.5	44-0	9	13	5	3	105	3.1



11 | ED SIMPSON

6-2 | 195 | JUNIOR | GUARD

FAST FACTS

Full Name: Edward Simpson, Jr.
Nickname: Ed
Birthplace: Fayetteville, N.C.
Hometown: Ocean Springs, Miss.
Birthday: March 28, 1996
Major: Mechatronics Engineering
Siblings: Giovanna (27), Terrell (25), Britney (25) and Jada (8)
High School: St. Martin High School

CAREER HIGHLIGHTS

2015-16 (Sophomore): Played in 30 contests with 14 starts in his second campaign as a Blue Raider ... Averaged 5.0 points and 2.6 rebounds in 21.7 minutes per game ... Had 54 assists and 15 steals on the year ... Led the Blue Raiders with a 2.1 assist-to-turnover ratio ... A reliable deep threat, making 29-of-85 (.341) attempts from long range ... Had his first double-figure scoring game of the season against UNC Asheville (Nov. 27) in the Great Alaska Shootout with 11 points ... Totaled

13 points on 4-of-5 from deep in win against Auburn (Dec. 12) at Bridgestone Arena ... Scored 14 points in the second half to lead the Blue Raiders to a comeback win at Old Dominion (Jan. 16) ... Poured in a career-high 19 points at Southern Miss (Feb. 13), making 5-of-6 3-point attempts while adding three rebounds, three assists and a steal ... Missed the Blue Raiders' five postseason games after suffering an ankle injury prior to the Conference USA Tournament.

2014-15 (Freshman): Played in 35 contests, making nine starts ... Averaged 15 minutes per game ... Made 36-of-96 shot attempts (.375) ... Was a 38.3 percent three-point shooter (23-of-60) ... Secured 44 rebounds, 39 on the defensive end ... Dished out 25 assists and only had 18 turnovers ... Recorded 13 steals ... Scored 103 points ... Dished out a season-high three assists in the opener against Ohio Valley (Nov. 14) ... Played a season-high 33 minutes at Akron (Dec. 13) ... Scored a season-high 14 points against Florida International (Jan. 18) ... Hauled in a career-best six boards at UTSA (Jan. 29) ... Had three double-digit scoring games ... Averaged 2.9 points and 1.3 rebounds



per game ... Named C-USA Co-Freshman of the Week on Dec. 15.

St. Martin: Averaged 21 points and six rebounds at St. Martin under the direction of Head Coach Charlie Paulus ... contributed three assists per game ... The Mississippi native was named to the Mississippi Dandy Dozen in 2014 ... collected honor roll accolades and was named a Mississippi Scholar.

2015-16 SEASON HIGHS

Points: 19, at Southern Miss (02/13/16)

Field Goals: 5, 3x, last at Southern Miss (02/13/16)

3-Point Field Goals: 5, at Southern Miss (02/13/16)

Free Throws: 4, at Southern Miss (02/13/16)

Rebounds: 7, vs. Belmont (12/17/15)

Assists: 4, 6x, last at FIU (03/05/16)

Steals: 2, 2x, last vs. Rice (01/23/16)

Blocks: 1, 2x, last at WKU (01/30/16)

Minutes: 36, vs. Belmont (12/17/15)

Double-Figure Scoring: 5x, last at Southern Miss (02/13/16)

Double-Figure Rebounding: None

Double-Doubles: None

CAREER HIGHS

Points: 19, at Southern Miss (02/13/16)

Field Goals: 5, 3x, last at Southern Miss (02/13/16)

3-Point Field Goals: 5, at Southern Miss (02/13/16)

Free Throws: 4, at Southern Miss (02/13/16)

Rebounds: 7, vs. Belmont (12/17/15)

Assists: 4, 6x, last at FIU (03/05/16)

Steals: 3, vs. FIU (01/08/15)

Blocks: 1, 5x, last at WKU (01/30/16)

Minutes: 36, vs. Belmont (12/17/15)

Double-Figure Scoring: 8x, last at Southern Miss (02/13/16)

Double-Figure Rebounding: None

Double-Doubles: None

CAREER STATISTICS

Year	GP-GS	Min	Avg	FG-A	Pct	3FG-A	Pct	FT-A	Pct	Off-Def-Tot	Avg	PF-FO	A	TO	Blk	Stl	Pts	Avg
2014-15	35-9	524	15.0	36-96	.375	23-60	.383	8-17	.471	5-39-44	1.3	34-0	25	18	3	13	103	2.9
2015-16	30-14	651	21.7	51-137	.372	29-85	.341	19-39	.487	12-67-79	2.6	53-1	54	26	2	15	150	5.0
Total	65-23	1175	18.1	87-233	.373	52-145	.359	27-56	.482	17-106-123	1.9	87-1	79	44	5	28	253	3.9



14 | CHASE MILLER

6-0 | 178 | R-FRESHMAN | GUARD

FAST FACTS

Full Name: Chase Miller
Birthplace: Dallas, Texas
Hometown: Dallas, Texas
Birthday: Dec. 10, 1995
Major: Finance
Siblings: Eve (15)
High School: Shelton High School

CAREER HIGHLIGHTS

2015-16 (Freshman): Redshirted in his first season at Middle Tennessee.

Shelton HS: Was a four-year letter winner at Shelton High School in Texas ... Averaged 20.5 points, five rebounds and 4.5 assists per game as a senior ... Named First Team All-District and Team MVP as a senior ... Was an Honor Roll student all four years.


20

GIDDY POTTS

6-2 | 217 | JUNIOR | GUARD

FAST FACTS

Full Name: Nathaniel Potts
Nickname: Giddy
Birthplace: Chicago, Ill.
Hometown: Athens, Ala.
Birthday: August 8, 1995
Major: Leisure Studies
Siblings: Keysha Johnson (22), Mariah Potts (22), Trey Potts (20) and Keyra Potts (15)
High School: Athens High School

CAREER HIGHLIGHTS

2015-16 (Sophomore): Played in 28 games and earned 27 starts for the Blue Raiders ... Led the team with 14.9 points per game ... Third on the team with 5.4 rebounds per game, the most among the guards ... Led the country in 3-point field goal percentage at a school record 50.6%, making 79-of-156 shots from beyond the arc ... His 79 made 3-pointers are second all-time in a single season at MT ... Had 23 double-figure scoring performances and four 20-point games on the

year ... Tallied 21 points and seven rebounds at Tennessee State (Nov. 21), hitting 5-of-8 3-point attempts ... Notched his first career double-double against South Alabama (Dec. 5) with 17 points and a career-high 14 rebounds ... Missed four games from Dec. 22 to Jan. 3, but came storming back with 26 points and a career-high five steals against UTSA (Jan. 9) and 29 points on 9-of-11 shooting while making 7-of-8 3-pointers at Charlotte (Jan. 14) ... Had 27 points three games later against Rice (Jan. 23) ... Tallied a second double-double against WKU (Feb. 25) with 19 points and 12 rebounds, but suffered a concussion and would miss the final three regular season games ... Put up 15.0 points and 5.7 rebounds per game in the C-USA Tournament ... Scored 19 points, grabbed five boards and swiped a pair of steals in the NCAA Tournament win against No. 2 Michigan State (Mar. 18) ... Finished the season in eighth place all-time at MT with 125 made 3-pointers ... Also held the second best career 3-point percentage (.450) in school history at the conclusion of his sophomore season.



2014-15 (Freshman): Saw action in all 36 games, starting 21 ... Played an average of 18 minutes per contest ... Connected on 80-of-213 shot attempts (.376) ... Made 46-of-122 three-pointers (.377) ... Was a 75.6 percent free throw shooter (31-of-41) ... Secured 98 rebounds, 88 of which came on the defensive end ... Dished out 31 assists ... Recorded four blocks ... Tallied 26 steals ... Scored 237 points ... Scored a career-high 28 points against Marshall (Feb. 19) ... Grabbed a season-high seven rebounds on three different occasions (Dec. 2, Dec. 19, Dec. 21) ... Played a season-high 33 minutes versus Western Kentucky (Feb. 22) ... Dropped four assists at FIU (Mar.5) ... Had nine double-digit scoring games ... Averaged 6.6 points and 2.7 rebounds per game... Voted to the C-USA All-Freshman Team ... Named C-USA Freshman of the Week, College Sports Madness C-USA Player of the Week and TSWA Player of the Week the week of Feb. 23.

Athens High School: One of three players in the state of Alabama in the running for the title of Mr. Basketball ... led Athens High School in a deep postseason run and eliminated the three-time defending state champion on the way to advancing to the Class 5A Northwest Regional final ... paced Athens, averaging 20.8 points per game during his senior campaign ... second on the team in rebounding, pulling down 8.0 boards a contest.

2015-16 SEASON HIGHS

- Points:** 29, at Charlotte (01/14/16)
- Field Goals:** 10, vs. Rice (01/23/16)
- 3-Point Field Goals:** 7, at Charlotte (01/14/16)
- Free Throws:** 6, vs. Auburn (12/12/15)
- Rebounds:** 14, vs. South Alabama (12/05/15)
- Assists:** 4, vs. Toledo (11/28/15)
- Steals:** 5, vs. UTSA (01/09/16)
- Blocks:** 1, 10x, last vs. Michigan State (03/18/16)
- Minutes:** 39, vs. Michigan State (03/18/16)
- Double-Figure Scoring:** 22x, last vs. Michigan State (03/18/16)
- Double-Figure Rebounding:** 2x, last vs. WKU (02/25/16)
- Double-Doubles:** 2x, last vs. WKU (02/25/16)

CAREER HIGHS

- Points:** 29, at Charlotte (01/14/16)
- Field Goals:** 10, 2x, last vs. Rice (01/23/16)
- 3-Point Field Goals:** 8, vs. Marshall (02/19/15)
- Free Throws:** 6, vs. Auburn (12/12/15)
- Rebounds:** 14, vs. South Alabama (12/05/15)
- Assists:** 4, 2x, last vs. Toledo (11/28/15)
- Steals:** 5, vs. UTSA (01/09/16)
- Blocks:** 1, 14x, last vs. Michigan State (03/18/16)
- Minutes:** 39, vs. Michigan State (03/18/16)
- Double-Figure Scoring:** 33x, last vs. Michigan State (03/18/16)
- Double-Figure Rebounding:** 2x, last vs. WKU (02/25/16)
- Double-Doubles:** 2x, last vs. WKU (02/25/16)

CAREER STATISTICS

Year	GP-GS	Min	Avg	FG-A	Pct	3FG-A	Pct	FT-A	Pct	Off-Def-Tot	Avg	PF-FO	A	TO	Blk	Stl	Pts	Avg
2014-15	36-21	649	18.0	80-213	.376	46-122	.377	31-41	.756	10-88-98	2.7	64-3	31	40	4	26	237	6.6
2015-16	28-27	812	29.0	139-282	.493	79-156	.506	61-80	.763	26-124-150	5.4	84-3	36	31	10	30	418	14.9
Total	64-48	1461	22.8	219-495	.442	125-278	.450	92-121	.760	36-212-248	3.9	148-6	67	71	14	56	655	10.2



22 | JACOREY WILLIAMS

6-8 | 220 | R-SENIOR | FORWARD

FAST FACTS

Full Name: JaCorey Williams
Nickname: Corey
Birthplace: Mobile, Ala.
Hometown: Birmingham, Ala.
Birthday: June 12, 1994
Major: Liberal Studies
Siblings: Khameshia (24), JaTorey (22), Shakayla (20) and Shanequa (19)
High School: Central Park Christian High School
Previous College: Arkansas

CAREER HIGHLIGHTS

2015-16 (Senior): Sat out the 2015-16 season due to NCAA transfer rules.

As A Junior at Arkansas (2014-15): Saw action in all 36 games, making seven starts ... averaged 4.8 points and 2.8 rebounds in 16.2 minutes per game ... added 39 assists and 15 blocks ... tallied 24 steals ... made 73-of-179 shot attempts for a shooting percentage of .408 ... finished fifth on the team with 32 offensive rebounds ... earned first career start against Iona (Nov. 30) ... recorded four double-digit scoring games ... scored a career-high 14 points against Delaware State (Nov. 21) ... hauled in a season-high six rebounds on multiple occasions.

As A Sophomore at Arkansas (2013-14): Appeared in 30 games for the second straight season ... posted averages

of 3.2 points and 2.1 rebounds in 9.3 minutes per game ... hauled in 18 offensive rebounds, including at least one in 12 contests ... had seven dunks ... shot 40 percent (41-103) from the field ... added 16 assists, 10 steals and six blocks ... hauled in five rebounds in just nine minutes in a win over Kentucky (Jan. 14) ... equaled a career-high of six rebounds vs. Alabama (Feb. 5) ... set a season-high with eight points against Ole Miss (March 5) in regular season home finale.

As A Freshman at Arkansas (2012-13): Saw time in 30 games ... averaged 3.4 points and 1.9 rebounds in just over nine minutes per game ... reached double figures three times ... shot 44 percent (44-90) from the floor ... added 10 blocks and nine steals ... knocked down 17-of-22 from the free throw line ... grabbed an offensive rebound in 11 contests ... had a block in eight games and a steal in seven different outings ... came off the bench for 11 points on 5-of-8 from the floor against Longwood (Nov. 18) ... hauled down a season-best six caroms against Alcorn State (Dec. 15) ... went a perfect 4-of-4 from the floor against Alabama A&M (Dec. 22) for 10 points ... reached double figures in an SEC game for the first time against Mississippi State (Jan. 23) with 10 points ... had seven points and five rebounds in home win over No. 2 Florida (Feb. 5).

High School: Second-ranked player in the state of Alabama in the class of 2012, with an ESPN.com scout grade of 89 ... averaged 22.4 points and 7.1 rebounds per game as a senior at Central Park Christian HS ... two-time All-Tournament team selection and team MVP as a senior ... pivotal in Central Park Christian's NACA National Championship run in 2011, averaging 13 points and five rebounds.



24 | QUAVIUS COPELAND

6-1 | 178 | JUNIOR | GUARD

FAST FACTS

Full Name: Quavius Copeland
Nickname: Qua
Birthplace: Greenville, S.C.
Hometown: Greenville, S.C.
Birthday: January 13, 1995
Major: Liberal Studies
Siblings: Quayla Copeland (19), Jaylan Eichberger (19) and Monyai Eichberger (16)
High School: Southside High School
Previous College: Gulf Coast State College

CAREER HIGHLIGHTS

2015-16 (Sophomore): Played in all 35 games in his first campaign in blue, earning eight starts on the year ... Averaged 4.7 points in 15.0 minutes per game ... Totaled 63 assists on the year, just one behind starting point guard JaQawn Raymond ... Slashed to the basket for a large number of his points providing a 41.8% conversion rate from the field, the best amongst the point guards ... Enjoyed a run of five-straight starts from Nov.

21 to Dec. 2, averaging 7.4 points per contest during the stretch ... Had 11 points and a career-high 6 assists against North Texas (Jan. 21) ... Notched a career-high 16 points on 8-of-12 shooting at Marshall (Jan. 28) ... Scored 13 points against UAB (Feb. 21).

Prior to MT: Played a season at Gulf Coast State ... Averaged 10.4 points and four assists per game ... Shot 41.9 percent from the field and 33.3 percent from 3-point range ... Averaged 14 points per game in conference play ... Made 24 total starts... Earned all-freshman honors from the Media All-Panhandle selections ... Was an honorable mention for the all-conference team ... Hails from Greenville, South Carolina where former Blue Raider Laron Dendy called home.



2015-16 SEASON HIGHS

- Points:** 16, at Marshall (01/28/16)
- Field Goals:** 18, at Marshall (01/28/16)
- 3-Point Field Goals:** 1, 11x, last vs. UAB (02/21/16)
- Free Throws:** 4, 2x, last vs. Florida Atlantic (02/04/16)
- Rebounds:** 4, vs. Auburn (12/12/15)
- Assists:** 6, vs. North Texas (01/21/16)
- Steals:** 5, vs. UTSA (01/09/16)
- Blocks:** None
- Minutes:** 25, vs. South Dakota State (12/27/15)
- Double-Figure Scoring:** 4x, last vs. UAB (02/21/16)
- Double-Figure Rebounding:** None
- Double-Doubles:** None

CAREER HIGHS

- Points:** 16, at Marshall (01/28/16)
- Field Goals:** 18, at Marshall (01/28/16)
- 3-Point Field Goals:** 1, 11x, last vs. UAB (02/21/16)
- Free Throws:** 4, 2x, last vs. Florida Atlantic (02/04/16)
- Rebounds:** 4, vs. Auburn (12/12/15)
- Assists:** 6, vs. North Texas (01/21/16)
- Steals:** 5, vs. UTSA (01/09/16)
- Blocks:** None
- Minutes:** 25, vs. South Dakota State (12/27/15)
- Double-Figure Scoring:** 4x, last vs. UAB (02/21/16)
- Double-Figure Rebounding:** None
- Double-Doubles:** None

CAREER STATISTICS

Year	GP-GS	Min	Avg	FG-A	Pct	3FG-A	Pct	FT-A	Pct	Off-Def-Tot	Avg	PF-FO	A	TO	Blk	Stl	Pts	Avg
2015-16	35-8	524	15.0	66-158	.418	11-46	.239	22-34	.647	2-30-32	0.9	41-0	63	53	0	13	165	4.7
Total	35-8	524	15.0	66-158	.418	11-46	.239	22-34	.647	2-30-32	0.9	41-0	63	53	0	13	165	4.7



25 | KARL GAMBLE

6-9 | 228 | SOPHOMORE | FORWARD

FAST FACTS

Full Name: Karl Gamble

Nickname: KG

Birthplace: Columbia, S.C.

Hometown: Columbia, S.C.

Birthday: November 26, 1996

Major: Exercise Science

Siblings: Karson Gamble (15)

High School: A.C. Flora High School

CAREER HIGHLIGHTS

2015-16 (Freshman): Played in 32 games during his freshman campaign ... Averaged 0.9 points and 1.1 rebounds in limited action, seeing the floor for just 4.3 minutes per game as a freshman ... Had three points, a career-high five rebounds and a block against South Alabama (Dec. 5) in a career-high 14 minutes ... Went 3-for-3 and notched a career-high seven points in just seven minutes in win at Charlotte (Jan. 14) ... Pulled down four offensive boards against Florida Atlantic (Feb. 4) ... Gained invaluable experience

playing in both NCAA Tournament games as a true freshman, tallying two points and a rebound against No. 2 Michigan State (Mar. 18) and a point, two rebounds and a block against Syracuse (Mar. 20).

A.C. Flora: Was the top-recruited forward out of South Carolina ... Led A.C. Flora High School to the Class AAA South Carolina High School Sports League State Championship as a senior ... Ranked as the No. 3 overall recruit out of South Carolina according to Hoop Seen ... Averaged a double-double in 2014-15 as a 6-foot-9, 210 pound forward ... Won the Most Improved Award after his junior season ... Selected All-State as a senior ... Was a member of the National Honor Society ... Named to the USA Today All-State Team.



2015-16 SEASON HIGHS


- Points:** 7, at Charlotte (01/14/16)
- Field Goals:** 3, at Charlotte (01/14/16)
- 3-Point Field Goals:** None
- Free Throws:** 2, at UAB (01/03/16)
- Rebounds:** 5, vs. South Alabama (12/05/15)
- Assists:** None
- Steals:** 1, at Tennessee State (11/21/15)
- Blocks:** 1, 5x, last vs. Syracuse (03/20/16)
- Minutes:** 14, vs. South Alabama (12/05/15)
- Double-Figure Scoring:** None
- Double-Figure Rebounding:** None
- Double-Doubles:** None

CAREER HIGHS

- Points:** 7, at Charlotte (01/14/16)
- Field Goals:** 3, at Charlotte (01/14/16)
- 3-Point Field Goals:** None
- Free Throws:** 2, at UAB (01/03/16)
- Rebounds:** 5, vs. South Alabama (12/05/15)
- Assists:** None
- Steals:** 1, at Tennessee State (11/21/15)
- Blocks:** 1, 5x, last vs. Syracuse (03/20/16)
- Minutes:** 14, vs. South Alabama (12/05/15)
- Double-Figure Scoring:** None
- Double-Figure Rebounding:** None
- Double-Doubles:** None

CAREER STATISTICS

Year	GP-GS	Min	Avg	FG-A	Pct	3FG-A	Pct	FT-A	Pct	Off-Def-Tot	Avg	PF-FO	A	TO	Blk	Stl	Pts	Avg
2015-16	32-0	136	4.3	10-30	.333	0-0	.000	10-23	.435	13-21-34	1.1	28-0	0	8	5	1	30	0.9
Total	32-0	136	4.3	10-30	.333	0-0	.000	10-23	.435	13-21-34	1.1	28-0	0	8	5	1	30	0.9



30 | REGGIE UPSHAW

6-8 | 228 | SENIOR | FORWARD

FAST FACTS

Full Name: Reginald Upshaw, Jr.

Nickname: Reggie

Birthplace: Chattanooga, Tenn.

Hometown: Chattanooga, Tenn.

Birthday: April 7, 1995

Major: Exercise Science

Siblings: Gage Upshaw (19)

High School: Baylor School

CAREER HIGHLIGHTS

2015-16 (Junior): Was a force for the Blue Raiders in his junior campaign, starting in all 35 contests ... Played the most minutes (31.1) of any Blue Raider ... Second on the team in points per game (13.7) but first in total points (480) ... Averaged 8.5 rebounds per game, the most on the team ... Also led the team in assists (76) and steals (51) while finishing second in blocks (29) ... Hit 185-of-372 (.497) field goal attempts and 27-of-71 (.380) 3-pointers ... Had the most double-figure scoring games (25), 20-point games

(6), double-digit rebounding games (12) and double-doubles (9) on the team ... Started off strong with 16 points and eight rebounds at Murray State (Nov. 17) ... Notched his first double-double of the season in the home opener against VCU (Dec. 2) with 15 points and 12 boards ... Had another double-double against Auburn (Dec. 12) at Bridgestone Arena with a dominant 21-point, 13-rebound performance ... Poured in a career-high 32 points on 13-of-16 shooting to go along with 12 rebounds against Trevecca (Dec. 30) ... Had 18 points, eight rebounds, four assists and three steals against Rice (Jan. 23) ... Named TSWA Player of the Week on the final weekend of the regular season, collecting 14 points, nine rebounds, three assists, three blocks and three steals at Florida Atlantic (Mar. 3) and 22 points, 13 rebounds and three blocks at FIU (Mar. 5) ... Had 27 points, nine rebounds, three assists, three blocks and three steals against Charlotte (Mar. 11) in the C-USA quarterfinals ... Notched his 1,000th career point with a free throw against Marshall (Mar. 12) in the C-USA semi-finals, becoming the 32nd member of MT's 1,000-point club ... Named the C-USA Tournament MVP, averaging 17.7 points and 8.0 rebounds per game while adding a total of eight assists, four blocks and five steals across the three games ... Named Third Team All-Conference USA ... Poured



in 21 points while collecting four rebounds, four assists, three blocks and a steal to lead MT past No. 2 Michigan State (Mar. 18) in the NCAA Tournament ... Won Performance of the Year at the Raiders Choice Awards for his performance against Michigan State ... Named the winter C-USA Spirit of Service honoree.

2014-15 (Sophomore): Played in all 36 games, starting 24 ... Averaged 29.1 minutes per game, second-highest on the team ... Connected on 131-of-298 field goal attempts (.440) ... Made 81-of-125 from the free throw line (.648) ... Led the team in rebounds with 251, 183 on defense ... Was second on the team with 57 assists ... Blocked 35 shots and tallied 35 steals ... Scored a team-best 358 points ... Poured in a season-high 21 points versus Louisiana tech (Feb. 7) ... Grabbed a personal-best 13 rebounds at Rice (Feb. 12) ... Blocked three shots on three different occasions ... Played a season-high 48 minutes at UAB (Feb. 28) ... Had 19 games with double-digit points ... Recorded seven double-figure rebounding games ... Tallied four double-doubles ... Averaged 9.9 points and 7.0 rebounds per contest.

2013-14 (Freshman): Played all 33 games, making 20 starts ... Recorded a career-high 18 points against Tennessee Temple Dec. 17 ... Tallied 15 points against UAB Jan. 11 in MT's first Conference USA game ... Scored double-figures 10 times ... Posted first career double-double against North Florida Nov. 13 with 12 points and 10 rebounds ... Averaged 6.4 points per game and 3.5 boards a contest.

Baylor School: Averaged 18 points, 10 rebounds, three assists and two blocks as a junior under head coach Austin Clark ... As a senior, he averaged 22 points, 12 boards, four assists and three blocks ... Earned All-State and All-City accolades ... Was a Mr. Basketball award finalist, finishing runner-up ... Also played football (wide receiver) and was a member of the track and field team, winning the state title in high jump last year and competing in the state championship with the 4x200-meter relay team.

2015-16 SEASON HIGHS

- Points:** 32, vs. Trevecca (12/30/15)
- Field Goals:** 13, vs. Trevecca (12/30/15)
- 3-Point Field Goals:** 3, 3x, last vs. Michigan State (03/18/16)
- Free Throws:** 7, 2x, last vs. Charlotte (03/10/16)
- Rebounds:** 13, 3x, last at FIU (03/05/16)
- Assists:** 6, at LA Tech (02/11/16)
- Steals:** 4, 2x, last vs. North Texas (01/21/16)
- Blocks:** 3, 5x, last vs. Michigan State (3/18/16)
- Minutes:** 41, vs. Auburn (12/12/15)
- Double-Figure Scoring:** 25x, last vs. Michigan State (03/18/16)
- Double-Figure Rebounding:** 12x, last at FIU (03/05/16)
- Double-Doubles:** 9x, last at FIU (03/05/16)

CAREER HIGHS

- Points:** 32, vs. Trevecca (12/30/15)
- Field Goals:** 13, vs. Trevecca (12/30/15)
- 3-Point Field Goals:** 3, 4x, last vs. Michigan State (03/18/16)
- Free Throws:** 9, at UTEP (01/31/15)
- Rebounds:** 13, 3x, last at FIU (03/05/16)
- Assists:** 6, at LA Tech (02/11/16)
- Steals:** 4, 2x, last vs. North Texas (01/21/16)
- Blocks:** 3, 10x, last vs. Michigan State (3/18/16)
- Minutes:** 48, at UAB (02/28/15)
- Double-Figure Scoring:** 53x, last vs. Michigan State (03/18/16)
- Double-Figure Rebounding:** 20x, last at FIU (03/05/16)
- Double-Doubles:** 14x, last at FIU (03/05/16)

CAREER STATISTICS

Year	GP-GS	Min	Avg	FG-A	Pct	3FG-A	Pct	FT-A	Pct	Off-Def-Tot	Avg	PF-FO	A	TO	Blk	Stl	Pts	Avg
2013-14	33-20	676	20.5	83-181	.459	12-42	.286	32-62	.286	38-78-116	3.5	73-0	39	29	15	25	210	6.4
2014-15	36-24	1048	29.1	131-298	.440	15-52	.288	81-125	.648	68-183-251	7.0	81-3	57	65	35	35	358	9.9
2015-16	35-35	1090	31.1	185-372	.497	27-71	.380	83-168	.494	103-195-298	8.5	81-0	76	64	29	51	480	13.7
Total	104-79	2814	27.1	399-851	.469	54-165	.327	196-355	.552	209-456-665	6.4	235-3	172	158	79	111	1048	10.1



31 | STEPHEN STRACHAN

6-2 | 200 | R-JUNIOR | GUARD

FAST FACTS

Full Name: Stephen Strachan
Nickname: Stevie J
Birthplace: Nassau, Bahamas
Hometown: Nassau, Bahamas
Birthday: May 10, 1994
Major: Business Administration
Siblings: Shanae (25), Candice (21) and Nicolas (14)
High School: The Potters House Christian Academy
Previous College: Moberly Area Community College

CAREER HIGHLIGHTS

2015-16 (Junior): Redshirted in his first season at Middle Tennessee.

Prior to MT: Played the 2014-15 season at Moberly Area Community College in Missouri ... Helped lead the Greyhounds to a 22-10 record ... Played in 29 games ... Averaged 7.4 points and 2.2 rebounds per game ... Shot 44.3 percent from the field and 28.6 percent from beyond the arc ... Recorded 11 double-digit scoring games ... Hauled

in a season-high seven rebounds versus Marshalltown (Dec. 13) ... Spent the 2013-14 season at Faulkner University in Alabama ... Led the Eagles to a 16-15 record ... Averaged a team-high 12.9 points per game ... Scored a career-best 23 points in his second collegiate game against Pensacola Christian ... Ranked 16th in NAIA Div. I in free throw percentage (0.847).

The Potters House Christian Academy: Led Potters House to the Final Four of Florida's Sunshine Independent Athletic Association ... Averaged 18 points, four rebounds and two assists a game ... Made 45 percent of his 3-point shot attempts ... Was a part of a talented junior boys BAISS team at Kingsway Academy that won a league championship prior to arriving at Potters House.



45 | ALDONIS FOOTE

6-5 | 213 | SENIOR | GUARD/FORWARD

FAST FACTS

Full Name: Aldonis Foote
Nickname: AD
Birthplace: Peoria, Ill.
Hometown: Peoria, Ill.
Birthday: July 11, 1993
Major: Liberal Studies
Siblings: Antonio Foote (30), Antonious Foote (29), Cortez Foote (28), Aldarius Lindsey (26), Alesann Lindsey (24) and Alleria Foote (22)
High School: Peoria High School
Previous College: Trinity Valley Community College

CAREER HIGHLIGHTS

2015-16 (Junior): Played in 29 contests in his first campaign as a Blue Raider ... Averaged 2.9 points and 2.1 rebounds per game in just 8.7 minutes ... Shot nearly 50 percent from the field, making 34-of-70 (.486) field goal attempts ... Had 13 assists and 11 steals on the year ... Had six points, two rebounds and two assists at Alaska-Anchorage (Nov. 26) ... Caught on late in the year, breaking

out against Marshall (Feb. 27) with 10 points and six rebounds ... Had four points and a career-high seven rebounds at FIU (Mar. 5) ... Totaled nine points and four rebounds in the C-USA semi-final matchup against Marshall (Mar. 11) ... Scored six points and grabbed five rebounds in NCAA Tournament contest against Syracuse (Mar. 20) ... Closed the year out averaging 5.4 points and 4.4 rebounds over the last eight games.

As a Sophomore at Trinity Valley CC (2014-15): Saw action in 32 contests, starting 12 ... Averaged 8.2 points and 4.5 rebounds per game ... Made 83-of-200 shots for a percentage of 41.5 ... Hit 17 three-pointers on the year ... Connected on 58.1 percent of his free throw attempts (79-of-136) ... Tallied 41 assists and 44 steals ... Blocked 13 shots ... Recorded 10 games with double-digit points ... Secured a season-high eight rebounds versus McLennan (Nov. 14) ... Scored a season-best 19 points and tallied four steals in the finale against Hutchinson (Mar. 18) ... Helped Trinity Valley CC to a 28-5 overall record and a 17-2 mark in conference ... Led his team to the Second Round of the NJCAA National Championship.

As a Freshman at Trinity Valley CC (2013-14):

Played in 35 games, making 13 starts ... Averaged 10.6 points and 4.7 rebounds per game... Connected on 128-of-250 shots on the year for a shooting percentage of 51.2 ... Made 31.7 percent of his three pointers (20-of-63) ... Was a 70.1 percent free throw shooter (94-for-134) ... Recorded 10+ points on 22 occasions ... Hit four three's versus East Texas Flight (Nov. 14) ... Scored a season-best 23 points against Clarendon (Nov. 23) ... Hauled in a season-high nine rebounds at Lee (Jan. 4) ... Recorded five steals versus Pratt (Mar. 17) ... Led his team to a 29-7 overall record and a 15-4 conference mark ... Helped TVCC make the NJCAA National Championship Quarterfinals.

2015-16 SEASON HIGHS

Points: 10, vs. Marshall (02/27/16)
Field Goals: 4, vs. Marshall (02/27/16)
3-Point Field Goals: 2, 2x, last at Florida Atlantic (03/03/16)
Free Throws: 3, vs. Marshall (03/11/16)
Rebounds: 7, at FIU (03/05/16)
Assists: 2, 4x, last vs. Syracuse (03/20/16)
Steals: 1, 11x, last vs. Michigan State (03/18/16)
Blocks: 1, at Charlotte (01/14/16)
Minutes: 23, at FIU (03/05/16)
Double-Figure Scoring: 1x, vs. Marshall (02/27/16)
Double-Figure Rebounding: None
Double-Doubles: None

CAREER HIGHS

Points: 10, vs. Marshall (02/27/16)
Field Goals: 4, vs. Marshall (02/27/16)
3-Point Field Goals: 2, 2x, last at Florida Atlantic (03/03/16)
Free Throws: 3, vs. Marshall (03/11/16)
Rebounds: 7, at FIU (03/05/16)
Assists: 2, 4x, last vs. Syracuse (03/20/16)
Steals: 1, 11x, last vs. Michigan State (03/18/16)
Blocks: 1, at Charlotte (01/14/16)
Minutes: 23, at FIU (03/05/16)
Double-Figure Scoring: 1x, vs. Marshall (02/27/16)
Double-Figure Rebounding: None
Double-Doubles: None

CAREER STATISTICS

Year	GP-GS	Min	Avg	FG-A	Pct	3FG-A	Pct	FT-A	Pct	Off-Def-Tot	Avg	PF-FO	A	TO	Blk	Stl	Pts	Avg
2015-16	29-0	253	8.7	34-70	.486	4-11	.364	13-23	.565	17-45-62	2.1	47-1	13	15	1	11	85	2.9
Total	29-0	253	8.7	34-70	.486	4-11	.364	13-23	.565	17-45-62	2.1	47-1	13	15	1	11	85	2.9


0

TYRIK DIXON

6-1 | 183 | FRESHMAN | GUARD

FAST FACTS

Full Name: Tyrik Dixon
Nickname: Rik
Birthplace: Arkadelphia, Ark.
Hometown: Bentonville, Ark.
Birthday: February 18, 1998
Major: Undeclared
Siblings: Kadre Dixon (16)
High School: Southwest Christian Academy

CAREER HIGHLIGHTS

Southwest Christian Academy: Played for head coach Charles Baker ... Averaged 20 points per game to go along with 10 assists and seven rebounds as a senior ... Named Team MVP in 2016 ... NACA First Team All-American in his senior campaign ... Also played for Baker with the Arkansas Wings AAU team, averaging 8.4 points and 4.0 assists per game.



1 | BRANDON WALTERS

6-10 | 262 | R-JUNIOR | FORWARD

FAST FACTS


Full Name: Brandon Walters
Nickname: Big B
Birthplace: Chattanooga, Tenn.
Hometown: Chattanooga, Tenn.
Birthday: January 19, 1995
Major: Liberal Studies
Siblings: Catherine Williams (26)
High School: Howard High School
Previous College: Walters State Community College

CAREER HIGHLIGHTS

Walters State CC: Started 22 of 27 games in his sophomore campaign ... Totaled 13.4 points and 8.1 rebounds despite playing just 18.8 minutes per contest ... Was in the starting lineup in 14 of 15 games played as a freshman ... Averaged 14.3 points and 7.5 rebounds while shooting over 66 percent from the field.

Howard HS: Played under Coach McGary at Howard ... Scored nearly 20 points per contest

in his senior season ... Also notched team highs in rebounds and blocks ... Helped the Tigers to a 28-6 record and state semifinal appearance ... Also played football at Howard and was an all-state selection and Class AA Mr. Football Lineman of the Year finalist.


2

ANTWAIN JOHNSON

6-2 | 194 | SOPHOMORE | GUARD

FAST FACTS

Full Name: Antwain Johnson
Nickname: Tae Tae
Birthplace: Marianna, Fla.
Hometown: Greenwood, Fla.
Birthday: February 22, 1997
Major: Business Management
Siblings: Desquan Johnson (21)
High School: Malone High School
Previous College: Chipola College

CAREER HIGHLIGHTS

Chipola College: Played for head coach Brett Campbell ... Averaged 15.9 points per game in his freshman season ... Also tallied 3.1 rebounds, 1.8 assists a one steal per contest ... Notched a career-high 29 points in just his fourth collegiate game against Cape Fear Community College.

Malone HS: Played for head coach Steven Welch ... Scored 29 points per game as a senior ... Fell in the state semifinals in 2015 after winning the

state title the previous season ... Scored 15 points for the East Team in the Florida All-State Classic ... Also played baseball at Malone, batting over .500 as a senior ... Named Team MVP in both sports.



35 | DAVION THOMAS

6-9 | 208 | FRESHMAN | FORWARD

FAST FACTS

Full Name: Davion Thomas

Nickname: Tree

Birthplace: Columbus, Ga.

Hometown: Columbus, Ga.

Birthday: November 19, 1997

Major: Undeclared

Siblings: Dalin (11), India (9) and Dre (4)

High School: Northside High School

CAREER HIGHLIGHTS

Northside HS: Played for head coach Kenneth Lawrence ... Scored 17 points per game in his senior season ... also added 8.8 rebounds and 4.4 blocks per outing ... Led his team in points and blocks ... Also played one season of AAU ball for Team E.A.T.



#4 XAVIER HABERSHAM

Opponent	Date	gs	min	Total		3-Pointers		Free throws		Rebounds				pf	a	t/o	blk	stl	pts	avg	
				fg-fga	pct	3fg-fga	pct	ft-fga	pct	off	def	tot	avg								
at Murray State	11/17/15		8	1-3	.333	1-2	.500	0-0	.000	0	1	1	1.0	3	0	0	0	0	3	3.0	
at Tennessee State	11/21/15		19	2-6	.333	2-5	.400	0-0	.000	1	0	1	1.0	2	1	0	0	0	6	4.5	
vs UNC Asheville	11/27/15		5	1-2	.500	1-2	.500	0-0	.000	0	0	0	0.7	2	0	0	0	0	3	4.0	
vs Toledo	11/28/15		2	0-0	.000	0-0	.000	0-0	.000	0	1	1	0.8	2	0	0	0	0	0	3.0	
VCU	12/2/15		1	0-0	.000	0-0	.000	0-0	.000	0	0	0	0.6	0	0	1	0	0	0	2.4	
SOUTH ALABAMA	12/5/15		10	1-3	.333	1-2	.500	0-0	.000	0	0	0	0.5	1	0	0	0	0	3	2.5	
AUBURN	12/12/15		3	0-1	.000	0-1	.000	0-0	.000	0	1	1	0.6	1	0	0	0	0	0	2.1	
BELMONT UNIVERSITY	12/17/15		6	0-3	.000	0-2	.000	0-0	.000	0	0	0	0.5	1	0	0	0	0	0	1.9	
at Georgia State	12/22/15		12	2-5	.400	1-3	.333	0-2	.000	1	2	3	0.8	1	0	0	0	0	5	2.2	
vs South Dakota State	12/27/15		14	2-6	.333	0-2	.000	1-2	.500	1	3	4	1.1	3	1	0	0	0	5	2.5	
TREVECCA	12/30/15	*	16	2-6	.333	1-5	.200	0-0	.000	0	1	1	1.1	0	0	0	2	0	5	2.7	
at UAB	01/03/16		20	3-8	.375	3-5	.600	0-1	.000	2	2	4	1.3	3	1	1	0	0	9	3.3	
UTEP	01/07/16		16	1-4	.250	1-2	.500	2-2	1.000	0	3	3	1.5	2	0	0	0	1	5	3.4	
UTSA	01/09/16		8	1-1	1.000	0-0	.000	0-0	.000	1	1	2	1.5	0	0	0	0	0	2	3.3	
at Charlotte	01/14/16		8	0-2	.000	0-1	.000	0-1	.000	1	0	1	1.5	1	0	0	0	0	0	3.1	
at Old Dominion	1/16/16		2	0-0	.000	0-0	.000	0-0	.000	0	0	0	1.4	0	0	0	0	0	0	2.9	
NORTH TEXAS	01/21/16		10	1-2	.500	1-2	.500	0-0	.000	1	1	2	1.4	0	0	0	0	0	3	2.9	
RICE	01/23/16		5	0-0	.000	0-0	.000	0-0	.000	0	2	2	1.4	1	0	1	0	0	0	2.7	
at Marshall	1/28/16		19	2-7	.286	0-3	.000	0-0	.000	0	2	2	1.5	1	0	1	0	0	4	2.8	
at WKU	01/30/16		1	0-0	.000	0-0	.000	0-0	.000	0	0	0	1.4	1	0	0	0	0	0	2.7	
FAU	02/04/16		6	1-2	.500	1-2	.500	0-0	.000	0	0	0	1.3	2	0	2	0	0	3	2.7	
FIU	02/06/16		7	2-4	.500	2-4	.500	0-0	.000	0	1	1	1.3	0	0	0	0	0	6	2.8	
at LA Tech	2/11/16		9	0-1	.000	0-0	.000	0-0	.000	0	2	2	1.3	3	0	0	0	0	0	2.7	
at Southern Miss	2/13/16		21	3-6	.500	3-4	.750	0-0	.000	1	1	2	1.4	2	1	0	0	1	9	3.0	
UAB	02/21/16		13	1-1	1.000	0-0	.000	0-0	.000	0	1	1	1.4	1	2	1	0	1	2	2.9	
WKU	02/25/16		16	2-4	.500	2-2	1.000	0-0	.000	0	2	2	1.4	1	0	1	0	0	6	3.0	
MARSHALL	02/27/16		18	0-5	.000	0-2	.000	0-0	.000	1	2	3	1.4	1	1	0	0	0	0	2.9	
at FAU	3/3/16		26	5-8	.625	1-3	.333	0-0	.000	2	3	5	1.6	2	1	1	0	0	11	3.2	
at FIU	03/05/16		30	2-5	.400	0-3	.000	1-2	.500	0	3	3	1.6	2	0	0	1	0	5	3.3	
vs Charlotte	03/10/16		10	0-2	.000	0-1	.000	1-2	.500	0	1	1	1.6	1	1	1	1	0	1	3.2	
vs Marshall	03/11/16		16	2-2	1.000	1-1	1.000	4-5	.800	0	2	2	1.6	2	0	1	1	0	9	3.4	
vs Old Dominion	03/12/16		15	0-3	.000	0-2	.000	0-0	.000	0	2	2	1.6	2	0	1	0	0	0	3.3	
vs Michigan State	3/18/16		3	0-0	.000	0-0	.000	0-0	.000	0	0	0	1.6	0	0	1	0	0	0	3.2	
vs Syracuse	3/20/16	*	6	0-3	.000	0-3	.000	0-0	.000	0	0	0	1.5	0	0	0	0	0	0	3.1	
Totals			2	381	37-105	.352	22-64	.344	9-17	.529	12	40	52	1.5	44	9	13	5	3	105	3.1

#11 ED SIMPSON

Opponent	Date	gs	min	Total		3-Pointers		Free throws		Rebounds				pf	a	t/o	blk	stl	pts	avg	
				fg-fga	pct	3fg-fga	pct	ft-fga	pct	off	def	tot	avg								
at Murray State	11/17/15		19	1-4	.250	0-1	.000	0-0	.000	0	2	2	2.0	1	1	0	0	2	2	2.0	
at Tennessee State	11/21/15		16	1-4	.250	1-2	.500	1-4	.250	0	2	2	2.0	2	1	1	0	1	4	3.0	
at Alaska Anchorage	11/26/15	*	29	1-3	.333	0-1	.000	2-2	1.000	0	1	1	1.7	1	3	2	0	1	4	3.3	
vs UNC Asheville	11/27/15	*	33	4-7	.571	3-6	.500	0-2	.000	0	3	3	2.0	0	4	0	0	1	11	5.3	
vs Toledo	11/28/15	*	30	3-5	.600	2-3	.667	1-1	1.000	0	0	0	1.6	3	4	0	0	0	9	6.0	
VCU	12/2/15	*	31	1-8	.125	1-6	.167	0-0	.000	1	5	6	2.3	1	0	1	0	0	3	5.5	
SOUTH ALABAMA	12/5/15		13	0-2	.000	0-1	.000	0-0	.000	1	2	3	2.4	0	3	1	0	0	0	4.7	
AUBURN	12/12/15		31	4-5	.800	4-5	.800	1-2	.500	0	2	2	2.4	2	2	2	0	1	13	5.8	
BELMONT UNIVERSITY	12/17/15	*	36	2-5	.400	0-2	.000	4-5	.800	1	6	7	2.9	2	1	0	0	1	8	6.0	
at Georgia State	12/22/15	*	13	0-3	.000	0-2	.000	1-3	.333	0	2	2	2.8	3	0	0	0	0	1	5.5	
vs South Dakota State	12/27/15	*	10	1-2	.500	0-1	.000	0-0	.000	0	0	0	2.5	1	0	2	0	0	2	5.2	
TREVECCA	12/30/15	*	30	5-9	.556	1-5	.200	0-0	.000	0	2	2	2.5	3	4	1	0	0	11	5.7	
at UAB	01/03/16	*	22	0-1	.000	0-1	.000	2-2	1.000	0	3	3	2.5	0	1	2	0	1	2	5.4	
UTEP	01/07/16		13	3-6	.500	2-4	.500	0-0	.000	0	1	1	2.4	0	0	1	0	0	8	5.6	
UTSA	01/09/16		10	0-3	.000	0-3	.000	0-0	.000	0	2	2	2.4	2	1	0	0	0	0	5.2	
at Charlotte	01/14/16		17	1-4	.250	0-0	.000	0-0	.000	0	4	4	2.5	3	2	1	0	0	2	5.0	
at Old Dominion	1/16/16		26	5-6	.833	3-4	.750	1-3	.333	0	0	0	2.4	3	1	1	0	0	14	5.5	
NORTH TEXAS	01/21/16		29	2-8	.250	0-4	.000	1-2	.500	0	2	2	2.3	3	0	0	1	0	5	5.5	
RICE	01/23/16		23	0-3	.000	0-2	.000	0-4	.000	1	5	6	2.5	1	3	1	0	2	0	5.2	
at Marshall	1/28/16		14	0-2	.000	0-1	.000	0-0	.000	2	3	5	2.7	0	0	0	0	0	0	5.0	
at WKU	01/30/16		16	0-1	.000	0-1	.000	0-0	.000	0	1	1	2.6	3	2	0	1	1	0	4.7	
FAU	02/04/16		17	1-3	.333	0-0	.000	0-0	.000	1	3	4	2.6	4	3	0	0	0	2	4.6	
FIU	02/06/16		16	2-7	.286	1-4	.250	0-0	.000	1	2	3	2.7	0	4	0	0	0	5	4.6	
at LA Tech	2/11/16		7	0-2	.000	0-2	.000	0-0	.000	0	0	0	2.5	0	0	2	0	1	0	4.4	
at Southern Miss	2/13/16		29	5-7	.714	5-6	.833	4-6	.667	0	3	3	2.6	2	3	1	0	1	19	5.0	
UAB	02/21/16	*	24	1-3	.333	0-2	.000	0-0	.000	0	1	1	2.5	2	1	0	0	1	2	4.9	
WKU	02/25/16	*	15	2-3	.667	1-2	.500	0-1	.000	0	1	1	2.4	1	1	1	0	0	5	4.9	
MARSHALL	02/27/16	*	23	3-7	.429	3-5	.600	0-0	.000	1	4	5	2.5	5	1	1	0	0	9	5.0	
at FAU	3/3/16	*	31	2-10	.200	1-5	.200	0-0	.000	2	3	5	2.6	3	4	4	0	0	5	5.0	
at FIU	03/05/16	*	28	1-4	.250	1-4	.250	1-2	.500	1	2	3	2.6	2	4	1	0	1	4	5.0	
Totals			14	651	51-137	.372	29-85	.341	19-39	.487	12	67	79	2.6	53	54	26	2	15	150	5.0

#20 GIDDY POTTS

Opponent	Date	gs	min	fg-fga	pct	3fg-fga	pct	ft-fta	pct	off	def	tot	avg	pf	a	t/o	blk	stl	pts	avg	
at Murray State	11/17/15	*	22	5-7	.714	2-3	.667	3-4	.750	0	2	2	2.0	5	1	2	0	0	15	15.0	
at Tennessee State	11/21/15	*	33	7-11	.636	5-8	.625	2-2	1.000	1	6	7	4.5	4	1	0	0	1	21	18.0	
at Alaska Anchorage	11/26/15	*	25	5-8	.625	3-5	.600	3-3	1.000	0	5	5	4.7	3	1	1	0	0	16	17.3	
vs UNC Asheville	11/27/15	*	24	3-7	.429	1-4	.250	3-4	.750	1	3	4	4.5	4	1	1	1	0	10	15.5	
vs Toledo	11/28/15	*	28	6-10	.600	3-6	.500	0-0	.000	1	5	6	4.8	4	4	3	0	2	15	15.4	
VCU	12/2/15	*	31	1-9	.111	0-5	.000	4-5	.800	0	8	8	5.3	4	2	2	1	0	6	13.8	
SOUTH ALABAMA	12/5/15	*	35	6-10	.600	5-8	.625	0-0	.000	0	14	14	6.6	4	3	2	1	0	17	14.3	
AUBURN	12/12/15	*	29	5-8	.625	2-4	.500	6-8	.750	0	4	4	6.3	3	2	3	1	0	18	14.8	
BELMONT UNIVERSITY	12/17/15		22	5-10	.500	2-4	.500	3-4	.750	2	4	6	6.2	1	1	0	1	2	15	14.8	
UTEP	01/07/16	*	32	3-13	.231	1-5	.200	0-1	.000	4	4	8	6.4	4	1	0	0	1	7	14.0	
UTSA	01/09/16	*	35	8-18	.444	5-12	.417	5-9	.556	1	5	6	6.4	1	2	1	1	5	26	15.1	
at Charlotte	01/14/16	*	26	9-11	.818	7-8	.875	4-6	.667	0	5	5	6.3	4	0	0	1	1	29	16.3	
at Old Dominion	1/16/16	*	25	5-10	.500	1-3	.333	0-0	.000	1	4	5	6.2	4	1	0	0	0	11	15.8	
NORTH TEXAS	01/21/16	*	21	5-7	.714	2-3	.667	0-0	.000	1	4	5	6.1	4	2	1	1	1	12	15.6	
RICE	01/23/16	*	31	10-18	.556	6-10	.600	1-2	.500	2	3	5	6.0	3	1	0	0	1	27	16.3	
at Marshall	1/28/16	*	17	2-6	.333	2-3	.667	4-4	1.000	0	2	2	5.8	5	0	0	0	1	10	15.9	
at WKU	01/30/16	*	35	4-9	.444	3-6	.500	0-2	.000	0	4	4	5.6	2	2	2	0	1	11	15.6	
FAU	02/04/16	*	24	3-8	.375	0-0	.000	2-2	1.000	1	3	4	5.6	4	0	1	1	0	8	15.2	
FIU	02/06/16	*	26	5-10	.500	4-7	.571	1-2	.500	2	3	5	5.5	3	1	0	0	1	15	15.2	
at LA Tech	2/11/16	*	27	3-10	.300	0-4	.000	0-0	.000	0	1	1	5.3	2	2	1	0	1	6	14.8	
at Southern Miss	2/13/16	*	33	6-14	.429	5-10	.500	1-2	.500	2	3	5	5.3	2	3	0	0	3	18	14.9	
UAB	02/21/16	*	32	4-10	.400	3-7	.429	2-2	1.000	0	3	3	5.2	3	0	2	0	1	13	14.8	
WKU	02/25/16	*	31	6-15	.400	4-9	.444	3-4	.750	3	9	12	5.5	2	1	0	0	2	19	15.0	
vs Charlotte	03/10/16	*	36	5-8	.625	3-4	.750	5-5	1.000	1	8	9	5.6	2	0	2	0	1	18	15.1	
vs Marshall	03/11/16	*	35	4-7	.571	0-2	.000	5-5	1.000	0	4	4	5.6	1	2	3	0	3	13	15.0	
vs Old Dominion	03/12/16	*	27	5-10	.500	4-5	.800	0-0	.000	1	3	4	5.5	5	0	2	0	0	14	15.0	
vs Michigan State	3/18/16	*	39	6-10	.600	3-5	.600	4-4	1.000	0	5	5	5.5	0	1	0	1	2	19	15.1	
vs Syracuse	3/20/16	*	31	3-8	.375	3-6	.500	0-0	.000	2	0	2	5.4	1	1	2	0	0	9	14.9	
Totals			27	812	139-282	.493	79-156	.506	61-80	.763	26	124	150	5.4	84	36	31	10	30	418	14.9





2015-16 GAME-BY-GAMES

#24 QUAVIUS COPELAND

Opponent	Date	gs	min	Total		3-Pointers		Free throws		Rebounds					pts	avg				
				fg-fga	pct	3fg-fga	pct	ft-fga	pct	off	def	tot	avg	pf			a	t/o	blk	stl
at Murray State	11/17/15		19	1-7	.143	1-3	.333	2-3	.667	1	0	1	1.0	2	3	3	0	0	5	5.0
at Tennessee State	11/21/15	*	22	6-10	.600	1-4	.250	2-4	.500	0	0	0	0.5	2	2	2	0	2	15	10.0
at Alaska Anchorage	11/26/15	*	22	2-7	.286	1-3	.333	4-6	.667	1	2	3	1.3	4	3	1	0	1	9	9.7
vs UNC Asheville	11/27/15	*	18	1-4	.250	0-2	.000	0-0	.000	0	1	1	1.3	1	1	2	0	0	2	7.8
vs Toledo	11/28/15	*	21	4-8	.500	0-1	.000	0-1	.000	0	1	1	1.2	1	1	1	0	0	8	7.8
VCU	12/2/15	*	17	1-4	.250	1-2	.500	0-0	.000	0	0	0	1.0	1	3	1	0	0	3	7.0
SOUTH ALABAMA	12/5/15		10	0-1	.000	0-1	.000	1-2	.500	0	0	0	0.9	0	2	4	0	1	1	6.1
AUBURN	12/12/15		11	2-5	.400	1-2	.500	0-2	.000	0	4	4	1.3	0	1	1	0	0	5	6.0
BELMONT UNIVERSITY	12/17/15		24	4-7	.571	0-2	.000	1-3	.333	0	1	1	1.2	2	4	2	0	1	9	6.3
at Georgia State	12/22/15		23	2-6	.333	1-4	.250	2-2	1.000	0	1	1	1.2	1	2	5	0	1	7	6.4
vs South Dakota State	12/27/15	*	25	4-8	.500	0-0	.000	0-0	.000	0	1	1	1.2	1	3	2	0	2	8	6.5
TREVECCA	12/30/15		17	2-5	.400	0-1	.000	0-0	.000	0	0	0	1.1	0	1	2	0	0	4	6.3
at UAB	01/03/16		16	2-4	.500	1-1	1.000	0-0	.000	0	1	1	1.1	3	1	0	0	0	5	6.2
UTEP	01/07/16		11	0-2	.000	0-1	.000	0-0	.000	0	0	0	1.0	1	3	1	0	0	0	5.8
UTSA	01/09/16		13	0-1	.000	0-0	.000	0-0	.000	0	1	1	1.0	2	3	1	0	0	0	5.4
at Charlotte	01/14/16		11	1-5	.200	0-2	.000	0-0	.000	0	1	1	1.0	1	1	1	0	0	2	5.2
at Old Dominion	1/16/16		12	1-3	.333	0-0	.000	0-0	.000	0	0	0	0.9	2	0	0	0	0	2	5.0
NORTH TEXAS	01/21/16		14	5-8	.625	1-2	.500	0-0	.000	0	1	1	0.9	1	6	1	0	0	11	5.3
RICE	01/23/16		16	2-3	.667	1-2	.500	0-0	.000	0	0	0	0.9	1	1	3	0	0	5	5.3
at Marshall	1/28/16		18	8-12	.667	0-2	.000	0-0	.000	0	1	1	0.9	1	0	1	0	1	16	5.9
at WKU	01/30/16	*	17	1-4	.250	0-1	.000	0-0	.000	0	1	1	0.9	1	2	1	0	0	2	5.7
FAU	02/04/16		8	1-2	.500	0-0	.000	4-4	1.000	0	0	0	0.9	2	1	1	0	0	6	5.7
FIU	02/06/16		12	0-2	.000	0-0	.000	0-0	.000	0	0	0	0.8	1	2	1	0	0	0	5.4
at LA Tech	2/11/16		13	2-7	.286	0-1	.000	0-0	.000	0	1	1	0.8	0	2	1	0	0	4	5.4
at Southern Miss	2/13/16	*	14	1-3	.333	1-3	.333	0-0	.000	0	3	3	0.9	1	4	0	0	1	3	5.3
UAB	02/21/16		20	5-9	.556	1-3	.333	2-2	1.000	0	0	0	0.9	1	2	1	0	1	13	5.6
WKU	02/25/16		15	1-2	.500	0-0	.000	0-0	.000	0	0	0	0.9	1	1	0	0	0	2	5.4
MARSHALL	02/27/16		11	1-2	.500	0-1	.000	1-2	.500	0	1	1	0.9	1	1	1	0	0	3	5.4
at FAU	3/3/16		15	1-5	.200	0-1	.000	2-2	1.000	0	1	1	0.9	1	0	1	0	1	4	5.3
at FIU	03/05/16		13	1-3	.333	0-0	.000	0-0	.000	0	1	1	0.9	1	2	2	0	0	2	5.2
vs Charlotte	03/10/16		16	1-2	.500	0-0	.000	0-0	.000	0	1	1	0.9	3	1	4	0	1	2	5.1
vs Marshall	03/11/16		12	0-1	.000	0-0	.000	0-0	.000	0	2	2	0.9	1	3	2	0	0	0	4.9
vs Old Dominion	03/12/16		2	0-1	.000	0-0	.000	0-0	.000	0	1	1	0.9	0	1	2	0	0	0	4.8
vs Michigan State	3/18/16		3	1-1	1.000	0-0	.000	1-1	1.000	0	0	0	0.9	0	0	1	0	0	3	4.7
vs Syracuse	3/20/16		13	2-4	.500	0-1	.000	0-0	.000	0	2	2	0.9	0	0	1	0	0	4	4.7
Totals		8	524	66-158	.418	11-46	.239	22-34	.647	2	30	32	0.9	41	63	53	0	13	165	4.7

#25 KARL GAMBLE

Opponent	Date	gs	min	Total		3-Pointers		Free throws		Rebounds					pts	avg					
				fg-fga	pct	3fg-fga	pct	ft-fga	pct	off	def	tot	avg	pf			a	t/o	blk	stl	
at Murray State	11/17/15		3	0-0	.000	0-0	.000	0-0	.000	0	2	2	2.0	1	0	0	0	0	0	0	0.0
at Tennessee State	11/21/15		8	0-0	.000	0-0	.000	1-2	.500	0	0	0	1.0	2	0	0	1	1	1	1	0.5
at Alaska Anchorage	11/26/15		4	0-0	.000	0-0	.000	0-0	.000	0	1	1	1.0	0	0	1	0	0	0	0	0.3
vs Toledo	11/28/15		2	0-0	.000	0-0	.000	0-0	.000	0	0	0	0.8	1	0	0	0	0	0	0	0.3
VCU	12/2/15		1	0-0	.000	0-0	.000	0-0	.000	0	0	0	0.6	0	0	0	0	0	0	0	0.2
SOUTH ALABAMA	12/5/15		14	1-3	.333	0-0	.000	1-3	.333	2	3	5	1.3	2	0	2	1	0	3	0.7	
AUBURN	12/12/15		2	0-0	.000	0-0	.000	0-0	.000	0	0	0	1.1	1	0	0	0	0	0	0	0.6
BELMONT UNIVERSITY	12/17/15		11	1-3	.333	0-0	.000	0-2	.000	1	2	3	1.4	4	0	3	1	0	2	0.8	
at Georgia State	12/22/15		4	0-1	.000	0-0	.000	0-0	.000	0	0	0	1.2	0	0	0	0	0	0	0	0.7
vs South Dakota State	12/27/15		1	0-0	.000	0-0	.000	0-0	.000	0	0	0	1.1	1	0	0	0	0	0	0	0.6
TREVECCA	12/30/15		7	0-5	.000	0-0	.000	0-0	.000	1	1	2	1.2	0	0	0	0	0	0	0	0.5
at UAB	01/03/16		1	0-0	.000	0-0	.000	2-2	1.000	1	0	1	1.2	0	0	0	0	0	2	0.7	
UTEP	01/07/16		3	2-2	1.000	0-0	.000	0-0	.000	0	1	1	1.2	1	0	0	0	0	4	0.9	
UTSA	01/09/16		5	0-0	.000	0-0	.000	1-2	.500	0	0	0	1.1	3	0	0	0	0	1	0.9	
at Charlotte	01/14/16		7	3-3	1.000	0-0	.000	1-2	.500	1	0	1	1.1	1	0	0	0	0	7	1.3	
at Old Dominion	1/16/16		7	0-1	.000	0-0	.000	0-0	.000	0	0	0	1.0	0	0	0	0	0	0	0	1.3
NORTH TEXAS	01/21/16		6	1-1	1.000	0-0	.000	1-2	.500	0	1	1	1.0	3	0	0	0	0	3	1.4	
RICE	01/23/16		1	0-1	.000	0-0	.000	0-0	.000	0	0	0	0.9	0	0	0	0	0	0	0	1.3
at Marshall	1/28/16		7	0-0	.000	0-0	.000	1-2	.500	1	2	3	1.1	3	0	1	0	0	1	1.3	
FAU	02/04/16		3	0-2	.000	0-0	.000	0-2	.000	4	0	4	1.2	0	0	1	0	0	0	1.2	
FIU	02/06/16		1	0-0	.000	0-0	.000	0-0	.000	0	0	0	1.1	1	0	0	1	0	0	1.1	
at LA Tech	2/11/16		2	0-0	.000	0-0	.000	0-0	.000	0	0	0	1.1	0	0	0	0	0	0	1.1	
at Southern Miss	2/13/16		2	0-0	.000	0-0	.000	0-0	.000	0	0	0	1.0	0	0	0	0	0	0	1.0	
UAB	02/21/16		2	0-0	.000	0-0	.000	0-0	.000	0	1	1	1.0	0	0	0	0	0	0	1.0	
WKU	02/25/16		3	0-1	.000	0-0	.000	0-0	.000	0	0	0	1.0	0	0	0	0	0	0	1.0	
at FAU	3/3/16		3	1-1	1.000	0-0	.000	0-0	.000	0	2	2	1.0	0	0	0	0	0	2	1.0	
at FIU	03/05/16		6	0-3	.000	0-0	.000	0-0	.000	0	2	2	1.1	1	0	0	0	0	0	1.0	
vs Charlotte	03/10/16		2	0-0	.000	0-0	.000	0-0	.000	0	1	1	1.1	0	0	0	0	0	0	0.9	
vs Marshall	03/11/16		2	0-1	.000	0-0	.000	1-2	.500	0	0	0	1.0	2	0	0	0	0	1	0.9	
vs Old Dominion	03/12/16		2	0-0	.000	0-0	.000	0-0	.000	0	1	1	1.0	0	0	0	0	0	0	0.9	
vs Michigan State	3/18/16		5	1-1	1.000	0-0	.000	0-0	.000	1	0	1	1.0	0	0	0	0	0	2	0.9	
vs Syracuse	3/20/16		9	0-1	.000	0-0	.000	1-2	.500	1	1	2	1.1	1	0	0	1	0	1	0.9	
Totals		0	136	10-30	.333	0-0	.000	10-23	.435	13	21	34	1.1	28	0	8	5	1	30	0.9	




#30 REGGIE UPSHAW

Opponent	Date	qs	min	Total		3-Pointers		Free throws		Rebounds				pf	a	t/o	blk	stl	pts	avg	
				fg-fga	pct	3fg-fga	pct	ft-fga	pct	off	def	tot	avg								
at Murray State	11/17/15	*	35	7-11	.636	1-2	.500	1-3	.333	3	5	8	8.0	2	0	1	1	1	16	16.0	
at Tennessee State	11/21/15	*	37	2-9	.222	0-1	.000	1-1	1.000	3	8	11	9.5	2	4	6	0	0	5	10.5	
at Alaska Anchorage	11/26/15	*	24	3-6	.500	1-2	.500	2-2	1.000	1	4	5	8.0	4	2	2	0	0	9	10.0	
vs UNC Asheville	11/27/15	*	27	5-7	.714	0-0	.000	0-5	.000	0	3	3	6.8	3	5	4	1	0	10	10.0	
vs Toledo	11/28/15	*	29	7-9	.778	1-2	.500	2-6	.333	2	5	7	6.8	3	0	1	0	0	17	11.4	
VCU	12/2/15	*	29	7-12	.583	1-1	1.000	0-0	.000	4	8	12	7.7	4	1	3	0	2	15	12.0	
SOUTH ALABAMA	12/5/15	*	19	1-5	.200	0-0	.000	2-4	.500	2	5	7	7.6	4	2	2	1	2	4	10.9	
AUBURN	12/12/15	*	41	8-17	.471	0-2	.000	5-8	.625	6	7	13	8.3	1	4	0	1	3	21	12.1	
BELMONT UNIVERSITY	12/17/15	*	20	3-7	.429	0-0	.000	0-0	.000	1	3	4	7.8	3	0	3	0	0	6	11.4	
at Georgia State	12/22/15	*	34	6-9	.667	1-1	1.000	5-6	.833	5	5	10	8.0	4	2	1	1	2	18	12.1	
vs South Dakota State	12/27/15	*	24	5-6	.833	0-1	.000	3-5	.600	2	6	8	8.0	4	0	0	0	3	13	12.2	
TREVECCA	12/30/15	*	30	13-16	.813	3-4	.750	3-6	.500	4	8	12	8.3	3	2	0	2	2	32	13.8	
at UAB	01/03/16	*	35	7-12	.583	2-4	.500	5-9	.556	0	6	6	8.2	3	0	1	1	1	21	14.4	
UTEP	01/07/16	*	32	6-12	.500	0-2	.000	0-2	.000	6	6	12	8.4	1	3	1	3	2	12	14.2	
UTSA	01/09/16	*	33	3-8	.375	1-4	.250	6-10	.600	2	6	8	8.4	2	2	1	0	4	13	14.1	
at Charlotte	01/14/16	*	21	2-9	.222	0-0	.000	3-8	.375	6	7	13	8.7	4	2	0	0	0	7	13.7	
at Old Dominion	1/16/16	*	24	2-7	.286	0-1	.000	0-0	.000	2	4	6	8.5	4	3	0	0	0	4	13.1	
NORTH TEXAS	01/21/16	*	18	6-9	.667	1-3	.333	2-4	.500	3	7	10	8.6	2	3	3	1	4	15	13.2	
RICE	01/23/16	*	32	8-14	.571	0-1	.000	2-2	1.000	4	4	8	8.6	1	4	4	0	3	18	13.5	
at Marshall	1/28/16	*	31	2-9	.222	0-1	.000	2-6	.333	6	5	11	8.7	0	1	2	0	2	6	13.1	
at WKU	01/30/16	*	36	4-15	.267	1-4	.250	2-4	.500	2	8	10	8.8	2	3	1	0	0	11	13.0	
FAU	02/04/16	*	30	7-15	.467	3-5	.600	2-2	1.000	3	5	8	8.7	2	1	0	2	0	19	13.3	
FIU	02/06/16	*	35	3-8	.375	0-2	.000	0-5	.000	3	5	8	8.7	0	2	1	0	2	6	13.0	
at LA Tech	2/11/16	*	37	5-10	.500	0-2	.000	3-7	.429	4	8	12	8.8	3	6	0	0	2	13	13.0	
at Southern Miss	2/13/16	*	32	6-7	.857	2-2	1.000	1-2	.500	1	7	8	8.8	4	3	3	1	2	15	13.0	
UAB	02/21/16	*	31	4-10	.400	1-2	.500	2-5	.400	2	4	6	8.7	0	1	1	0	0	11	13.0	
WKU	02/25/16	*	37	6-9	.667	1-2	.500	4-11	.364	2	3	5	8.6	1	3	4	0	2	17	13.1	
MARSHALL	02/27/16	*	37	6-11	.545	2-2	1.000	0-0	.000	0	9	9	8.6	2	1	3	1	2	14	13.1	
at FAU	3/3/16	*	33	5-12	.417	1-3	.333	3-4	.750	3	6	9	8.6	3	3	4	3	3	14	13.2	
at FIU	03/05/16	*	34	7-15	.467	1-1	1.000	7-10	.700	6	7	13	8.7	2	0	1	3	0	22	13.5	
vs Charlotte	03/10/16	*	34	10-20	.500	0-5	.000	7-13	.538	2	7	9	8.7	1	3	2	3	3	27	13.9	
vs Marshall	03/11/16	*	36	7-13	.538	0-1	.000	3-5	.600	2	7	9	8.8	1	3	2	0	1	17	14.0	
vs Old Dominion	03/12/16	*	36	3-9	.333	0-1	.000	3-4	.750	3	3	6	8.7	0	2	4	1	1	9	13.8	
vs Michigan State	3/18/16	*	38	8-14	.571	3-6	.500	2-7	.286	3	1	4	8.5	3	4	3	3	1	21	14.1	
vs Syracuse	3/20/16	*	29	1-10	.100	0-1	.000	0-2	.000	5	3	8	8.5	3	1	0	0	1	2	13.7	
Totals			35	1090	185-372	.497	27-71	.380	83-168	.494	103	195	298	8.5	81	76	64	29	51	480	13.7

#45 ALDONIS FOOTE

Opponent	Date	qs	min	Total		3-Pointers		Free throws		Rebounds				pf	a	t/o	blk	stl	pts	avg	
				fg-fga	pct	3fg-fga	pct	ft-fga	pct	off	def	tot	avg								
at Murray State	11/17/15		5	0-1	.000	0-0	.000	0-0	.000	0	0	0	0.0	0	0	1	0	0	0	0.0	
at Alaska Anchorage	11/26/15		14	2-3	.667	0-1	.000	2-3	.667	1	1	2	1.0	3	2	1	0	1	6	3.0	
vs UNC Asheville	11/27/15		5	0-2	.000	0-0	.000	0-0	.000	0	0	0	0.7	1	0	0	0	0	0	2.0	
vs Toledo	11/28/15		4	1-1	1.000	0-0	.000	0-0	.000	0	0	0	0.5	1	0	0	0	1	2	2.0	
VCU	12/2/15		2	0-0	.000	0-0	.000	0-0	.000	0	0	0	0.4	0	0	1	0	0	0	1.6	
SOUTH ALABAMA	12/5/15		4	1-2	.500	0-0	.000	0-0	.000	0	1	1	0.5	2	0	0	0	0	2	1.7	
AUBURN	12/12/15		3	0-2	.000	0-0	.000	0-0	.000	1	0	1	0.6	1	0	0	0	0	0	1.4	
vs South Dakota State	12/27/15		10	0-2	.000	0-0	.000	2-3	.667	0	2	2	0.8	1	1	1	0	1	2	1.5	
TREVECCA	12/30/15		5	1-1	1.000	0-0	.000	0-0	.000	0	1	1	0.8	2	0	0	0	0	2	1.6	
at UAB	01/03/16		7	0-1	.000	0-1	.000	1-2	.500	0	0	0	0.7	3	0	1	0	0	1	1.5	
UTSA	01/09/16		4	1-1	1.000	0-0	.000	0-0	.000	0	1	1	0.7	1	0	1	0	0	2	1.5	
at Charlotte	01/14/16		13	2-2	1.000	0-0	.000	0-0	.000	1	2	3	0.9	0	0	1	1	1	4	1.8	
at Old Dominion	1/16/16		6	0-1	.000	0-0	.000	0-0	.000	1	1	2	1.0	2	0	1	0	0	0	1.6	
NORTH TEXAS	01/21/16		13	2-6	.333	0-1	.000	0-0	.000	1	4	5	1.3	1	1	1	0	1	4	1.8	
RICE	01/23/16		4	1-2	.500	0-0	.000	0-4	.000	1	0	1	1.3	1	0	0	0	0	2	1.8	
at Marshall	1/28/16		5	0-1	.000	0-0	.000	0-0	.000	0	1	1	1.3	2	0	0	0	0	0	1.7	
FAU	02/04/16		3	0-1	.000	0-0	.000	0-0	.000	0	1	1	1.2	0	0	0	0	0	0	1.6	
at LA Tech	2/11/16		7	2-3	.667	0-0	.000	0-0	.000	1	1	2	1.3	1	0	0	0	0	4	1.7	
at Southern Miss	2/13/16		7	1-1	1.000	0-0	.000	2-2	1.000	0	2	2	1.3	1	0	1	0	1	4	1.8	
UAB	02/21/16		12	2-3	.667	0-0	.000	1-2	.500	0	1	1	1.3	5	1	1	0	1	5	2.0	
WKU	02/25/16		7	1-2	.500	0-0	.000	0-0	.000	0	1	1	1.3	2	0	0	0	0	2	2.0	
MARSHALL	02/27/16		16	4-7	.571	2-3	.667	0-1	.000	4	2	6	1.5	3	1	1	0	1	10	2.4	
at FAU	3/3/16		11	2-2	1.000	2-2	1.000	0-1	.000	0	4	4	1.6	2	2	0	0	0	6	2.5	
at FIU	03/05/16		23	2-5	.400	0-1	.000	0-0	.000	1	6	7	1.8	2	1	2	0	0	4	2.6	
vs Charlotte	03/10/16		14	0-1	.000	0-1	.000	0-0	.000	0	2	2	1.8	2	2	0	0	1	0	2.5	
vs Marshall	03/11/16		14	3-5	.600	0-0	.000	3-3	1.000	0	4	4	1.9	1	0	0	0	0	9	2.7	
vs Old Dominion	03/12/16		8	1-3	.333	0-0	.000	2-2	1.000	2	3	5	2.0	3	0	1	0	1	4	2.8	
vs Michigan State	3/18/16		8	2-2	1.000	0-0	.000	0-0	.000	1	1	2	2.0	2	0	0	0	1	4	2.8	
vs Syracuse	3/20/16		19	3-7	.429	0-1	.000	0-0	.000	2	3	5	2.1	2	2	0	0	0	6	2.9	
Totals			0	253	34-70	.486	4-11	.364	13-23	.565	17	45	62	2.1	47	13	15	1	11	85	2.9



**COACHES &
STAFF BIOS**

TM

KERMIT DAVIS



HEAD COACH | 15TH SEASON | MISSISSIPPI STATE, 1982

Kermit Davis enters his 15th season at the helm of the Middle Tennessee program in 2016-17 after one of the most historic seasons in program history in which the Blue Raiders won the Conference USA Championship and went on to the second round of the NCAA Tournament for the third time.

Middle Tennessee finished the 2015-16 season with a stellar 25-10 mark to notch its fourth campaign of 24 or more wins in the last five seasons which in turn led to a fifth postseason appearance in the last seven years.

The Blue Raiders won their first Conference USA Tournament title just three years into their tenure as a member of the conference when they knocked off Old Dominion, 55-53, in a defensive struggle in order to earn their second NCAA berth in four seasons.

Davis led the Raiders to St. Louis as a No. 15 seed slated against Tom Izzo's No. 2 seed and second-ranked Michigan State Spartans, directing one of the biggest upsets in the history of the NCAA Tournament as the Blue Raiders captured a 90-81 victory to move into the second round.

Earlier in the 2015-16 campaign, Davis notched another milestone win as he collected his 400th career victory in Norfolk, Va., defeating ODU 64-61.

In 2014-15, Davis led MTSU to another winning season that included a stellar 12-4 record at home. The Blue Raiders won four straight games in early March to reach the C-USA Championship Game and earn an invite into the CollegelInsider.com Tournament (CIT).

In the Raiders' inaugural year in C-USA, MT shared the regular season title by garnering a 13-3 record in conference play and finishing the 2013-14 season with a 24-9 overall record, marking the third straight regular season conference title.

MT claimed its second-straight Sun Belt Conference regular season crown after posting program-best record of 28-6 while posting a 19-1 mark in conference play during the 2012-13 campaign. Davis then picked up back-to-back Sun Belt Coach of the Year honors, marking the third time he has received the award (2013, 2012 and 2003).

Under the Leakesville, Miss., native's leadership, MT reached the NCAA Tournament in 2013 for the first time since 1989 and seventh time in program history, when the team took on Saint Mary's in a First Four matchup.

After such a successful 2012-13 season, Davis was listed as one of the finalists for the Hugh Durham National Coach of the Year Award, which is given annually to the nation's top mid-major coach. He is the all-time winningest coach in program and Sun Belt history, now amassing 276 victories at Middle Tennessee.

The 2011-12 season proved to be a historic one for Davis and the Blue Raiders. On Dec. 29, 2011, Davis became the program's all-time winningest coach, surpassing Jimmy Earle's mark of 164, as he earned his 165th victory at the helm of the Blue Raiders with a 71-66 triumph over FIU. MT went on to set school records for wins (27), conference wins (14) and road wins (11).

The Blue Raiders made their first appearance in the National Invitation Tournament (NIT) since 1988 and advanced to the quarterfinals, beating in-state foe Tennessee for the first time since 1988. MT finished the season as the fourth-best shooting team in the country at 49.5 percent with the top performance coming

at UCLA, when the Blue Raiders hit a school-record 71.4 percent of their shots, including a 10-for-11 performance from beyond the arc en route to the 86-66 win.

The Blue Raiders raked in accolades following the 27-7 season, as Davis was named the Sun Belt Coach of the Year for the second time in his tenure. Senior LaRon Dendy claimed the league's Player of the Year award and earned First Team honors, while juniors Marcos Knight and JT Sulton were also named to All-Conference teams. The trio of selections marked the most since MT joined the Sun Belt for the 2000-01 season.

During the 2010-11 campaign, Davis earned his 150th win as the head coach of Middle Tennessee, defeating rival WKU on Feb. 10. He became just the second coach in program history to reach the milestone, joining Coach Jimmy Earle. He also surpassed the 250 career victory mark, reaching that milestone on Jan. 29, 2009 with a win over Louisiana.

The veteran coach was named Sun Belt Coach of the Year in 2003, as voted on by league coaches. He was named the Sun Belt's Coach of the Year by College Insiders in 2008 after leading the Blue Raiders into the Sun Belt Championship game and again in 2010 after winning the Sun Belt East Division title. Davis also ranks among the winningest coaches in Sun Belt history.

In addition to creating a winning environment at Middle Tennessee, Davis' success has translated to the student-athletes who have played for him as well, both on the court and in the classroom. Desmond "Boogie" Yates became the school's all-time scoring leader during the 2009-10 season, while Kevin Kanaskie took the assist leader title in 2008-09. Off the court, the Blue Raiders enjoyed a 2.92 team GPA during the spring semester of 2010 - the highest for a Middle Tennessee men's basketball team in 20 years.

Before leaving the Sun Belt Conference, Davis became the league's all-time winningest coach with MT's 66-61 victory at UALR on Feb. 16, 2013 marking his 113th league win. Davis surpassed South Alabama's Ronnie Arrow, who had 112 conference wins. Davis left the Sun Belt with 117 wins in league play.

Davis has excelled in ramping up basketball attendance during his tenure as well, frequently surpassing season attendance marks while notch-

ing an average home crowd of nearly 5,200 fans in his most recent

season.

A Murphy Center attendance record of 11,807 was set on February 26, 2004 when fans flocked to the "Glass House" to cheer Middle Tennessee to a 73-59 win against three-time defending Sun Belt champion Western Kentucky and when 18,071 attended the Blue Raiders' game against Memphis at the Sommet Center in Nashville, Tenn., it marked the largest crowd ever for a regular-season men's basketball game at that venue. Middle Tennessee also drew 11,802 for its home game against Tennessee in November 2009.

In his first season as the Blue Raiders' head coach, Davis inherited a group of players who had never enjoyed success as members of the Sun Belt. The 2002-03 Blue Raiders were picked fourth (of five) teams in the Sun Belt's East Division, and eighth of 11 teams overall, but heading into the final week of the regular season Middle Tennessee remained in the championship hunt.

For his efforts, Davis was named the Sun Belt Conference Coach of the Year, mark-



ing the third time in five years as a Division I head coach he had been so honored.

While Davis' first team surprised many by reaching the finals of the Sun Belt tournament and putting together the most wins for a Blue Raider squad (16) since the 1997-98 campaign, his second Blue Raider team had to be even more surprising.

Middle Tennessee entered the 2003-04 season with only one returning starter and four letter winners from Davis' initial Blue Raider team, but the proven winner molded his squad into a championship contender by mid-season. The Blue Raiders increased their number of wins and had fans coming through the turnstiles in record numbers with an exciting style of play.

Middle Tennessee went a step beyond in 2004-05 when the Blue Raiders posted a 19-win season in Davis' third year, marking the first time since 1997-98 that the team had won as many games.

Like all successful coaches, Davis has been victorious by recruiting players who fit the personality of the team and take ownership of their squad. The 2004 squad was as high as the No. 11 signing class and the 2011-12 class ranked as high as No. 19 by Hoop Scoop.

Prior to being named the head coach at Middle Tennessee, Davis spent five seasons as the associate head coach at LSU under former head coach John Brady. Before he joined Brady at LSU, the Tigers had been languishing near the bottom of the SEC.

It didn't take long for the team's fortunes to change. After two seasons of putting the pieces together, the Tigers captured the SEC title in 2000 and went on to an appearance in the NCAA Tournament's Sweet 16. The Tigers returned to the postseason in 2002 with a trip to the National Invitational Tournament. In the three years immediately preceding Davis' arrival in Murfreesboro, LSU averaged 20-plus wins per season.

Before LSU, Davis spent one season as the head coach at the University of Idaho; however, his stint with the Vandals was his second tour of duty in Moscow. He also served as the school's head coach from 1988-90. During his three years as the head coach at Idaho, Davis compiled a 63-29 record, the best three-year total in the program's history. Davis posted two of the best single-season tallies in school history during his first two seasons at Idaho as well, turning in 25-6 marks in both of those seasons (1988-89, 1989-90).

His Idaho squad won the Big Sky championship in 1989 and went on to capture the league's tournament crown and a berth into the NCAA Tournament, as well. For his efforts, Davis was named Big Sky Coach of the Year. History repeated itself in 1990 when Davis once again led the Vandals to the Big Sky title in both the regular season and tournament, garnering yet another NCAA Tournament berth.

In fact, Davis himself made history when he became the Vandals' head coach in 1988. Upon his hiring, Davis was the youngest Division I head coach in the nation at age 28. It was not the first time Davis had been the youngest head coach in the country. When he was hired as the head coach at Southwest Mississippi Junior College in 1984, he became the youngest junior college coach in the nation at age 24. His youth served him well at Southwest Mississippi, as he put together a 39-20 record in two seasons. His 1986 squad won 22 games, posting the school's first 20-win season in 17 years.

After spending two seasons as the head coach at Idaho, Davis went on to become the head coach at Texas A&M for the 1990-91 campaign. From Texas A&M, Davis moved on to serve as associate head coach at Chipola Junior College for two seasons before ascending to the top spot for the 1993-94 campaign. During his season as the team's head coach, Chipola finished the season ranked No. 4 in the national polls and posted a 27-5 record, giving the team the second-most wins in school history.

From Chipola, Davis moved on to serve as associate head coach at Utah State from 1995-96. At Utah State, Davis coached under former Southern Mississippi coach Larry Eustachy, and the pair combined to win the Big West championship in 1995. His Utah State tenure ended with his return to Idaho as the Vandals' head coach and the rest is history.

Davis' rapid ascent up the coaching ladder is no coincidence since he grew up watching how one of the preeminent coaches in the country operated on a daily basis. Kermit Davis, Sr., was one of the most respected college coaches in the nation, and the younger Davis spent many hours around his dad in the gym and even on the bench during games.

After completing his playing career at Mississippi State, Davis began his coaching career at his alma mater as a graduate assistant on Bob Boyd's staff from 1983-84. Davis earned his bachelor's degree from Mississippi State in 1982 and then obtained his master's degree there in 1984. He and his wife, Betty, have two daughters, Ally and Claire.

KERMIT DAVIS VS

Akron	3-1	Marshall	5-2	UCLA	1-0
Alabama	0-2	Memphis	0-3	UC-San Diego	1-0
Alabama State	3-0	Mercer	1-0	UCSB	0-1
Alaska-Anchorage	1-0	Michigan State	1-0	ULM	7-3
Appalachian State	0-1	Minnesota	0-1	UNC Asheville	1-0
Arkansas	0-3	Mississippi Valley St.	1-1	UNCG	1-1
Arkansas State	12-6	Missouri State	1-2	UNLV	0-1
Auburn	1-4	Montana	4-1	UTEP	2-2
Austin Peay	4-4	Montana State	4-1	UTSA	2-1
Boise State	4-3	Murray State	1-4	Utah State	1-3
Baylor	1-1	Nebraska	2-0	UT Martin	2-1
Belmont	6-8	Nevada	2-4	Vanderbilt	1-4
Brooklyn College	1-0	New Mexico State	3-3	Villanova	0-1
Cal Poly	0-1	New Orleans	6-3	VCU	1-2
Cal State-Fullerton	1-0	Norfolk State	1-0	Western Montana	1-0
Campbell	0-1	North Carolina A&T	0-1	Washington	0-1
Centenary	2-0	North Florida	1-0	Washington State	3-1
Charlotte	5-0	North Texas	14-6	Weber State	3-1
Chattanooga	2-1	Northern Arizona	5-0	Whitman	1-0
Christian Brothers	1-0	Ohio	0-1	Whitworth	1-0
Cincinnati	0-3	Ohio Valley	1-0	Willamette	1-0
College of Charleston	0-1	Oklahoma	0-1	WKU	13-15
Covenant College	1-0	Oklahoma State	0-1	Wyoming	1-1
Creighton	0-1	Old Dominion	6-0	Totals	347-225
Cumberland	3-0	Ole Miss	2-1		
Delaware	1-0	Pacific	0-1		
Denver	8-6	Portland	1-0		
East Carolina	1-1	Portland State	2-0		
Eastern Michigan	0-1	Purdue	0-2		
Eastern Oregon St.	1-0	Rice	2-4		
Eastern Washington	6-0	Robert Morris	0-1		
Evansville	1-1	Saint Mary's	0-1		
Fisk	1-0	St. Martin's	1-0		
Florida	0-2	Sam Houston State	1-0		
Florida Atlantic	16-4	Samford	1-0		
FIU	24-5	San Jose State	0-1		
Freed-Hardeman	1-0	Savannah State	1-0		
Furman	0-1	Simon Fraser	3-0		
Georgia State	0-1	SIU-Edwardsville	3-0		
Gonzaga	2-1	SMU	0-2		
Grand Canyon	1-0	South Alabama	17-8		
Hawaii-Hilo	1-0	South Carolina State	1-0		
Houston	0-4	South Dakota State	2-1		
Houston Baptist	3-1	Southern Miss	4-0		
Howard	1-0	Southern University	2-0		
Idaho State	6-0	Southern Utah	2-1		
Indiana State	1-1	Syracuse	1-0		
IPFW	3-0	TCU	0-2		
IUPUI	1-0	Tennessee	1-5		
Kansas	0-1	Tennessee State	9-0		
Kansas State	0-1	Tennessee Tech	0-2		
King College	1-0	Tennessee Temple	2-0		
Kennesaw State	1-0	Tennessee Wesleyan	3-0		
Kent State	1-2	Texas	0-2		
LA Tech	0-4	Texas College	1-0		
Lamar	1-0	Texas Southern	2-1		
Lambuth	1-0	Texas Tech	2-1		
Lewis-Clark State	1-0	Toledo	2-1		
Liberty	0-1	Trevecca	2-0		
Lipscomb	1-0	Troy	10-7		
LMU	1-0	Tulane	1-0		
Long Beach State	1-0	Tulsa	0-2		
Louisiana	10-5	UAB	3-8		
Louisville	0-2	UALR	9-9		
Maine	0-1	UCF	1-0		
		UC Irvine	2-0		

KERMIT DAVIS HEAD COACHING STOPS

Season	School	Record	2007-08	Middle Tennessee	17-15
1984-85	Southwest Miss. CC	17-9	2008-09	Middle Tennessee	18-14
1985-86	Southwest Miss. CC	22-11	2009-10	Middle Tennessee	19-14
1988-89	Idaho	25-6	2010-11	Middle Tennessee	16-16
1989-90	Idaho	25-6	2011-12	Middle Tennessee	27-7
1990-91	Texas A&M	8-21	2012-13	Middle Tennessee	28-6
1993-94	Chipola JC	27-5	2013-14	Middle Tennessee	24-9
1996-97	Idaho	13-17	2014-15	Middle Tennessee	19-17
2002-03	Middle Tennessee	16-14	2015-16	Middle Tennessee	25-10
2003-04	Middle Tennessee	17-12	Totals	21 seasons	413-250
2004-05	Middle Tennessee	19-12	Div. I	18 seasons	347-225
2005-06	Middle Tennessee	16-12	MT	14 seasons	276-175
2006-07	Middle Tennessee	15-17			



MT ALL-TIME COACHING LEADERS

By Wins

1. Kermit Davis Jr. (2002 -)	276-175
2. Jimmy Earle (1970-79)	164-103
3. Bruce Stewart (1985-91)	141-76
4. Randy Wiel (1997-02)	84-90
5. Charles Greer (1950-56)	76-104
6. Stan Simpson (1980-84)	71-66
7. David Farrar (1992-96)	61-73
8. Ed Diddle Jr. (1956-62)	56-80
9. Frank Faulkinberry (1927-33)	48-42
10. Ken Trickey (1966-69)	45-54
11. Alfred Miles (1914-15; 1923-24)	27-6
12. Bill Stokes (1963-65)	26-43
13. E.W. Midgett (1940-42)	25-35
14. E.K. Patty (1947-48)	24-20
15. Guy Stephenson (1925-26)	15-11
15. Johnny Floyd (1936-39)	15-34
17. Charles Murphy (1949)	11-12
18. E.M. Waller (1934-35)	7-13
19. O.L. Freeman (1946)	4-0

By Winning Percentage

(Minimum 50 games coached)

1. Bruce Stewart (217 games)	.648
2. Jimmy Earle (267 games)	.614
3. Kermit Davis Jr. (451 games)	.612
4. Frank Faulkinberry (90 games)	.534
5. Stan Simpson (137 games)	.518
6. Randy Wiel (174 games)	.483
7. Ken Trickey (99 games)	.455
7. David Farrar (134 games)	.455
9. Charles Greer (180 games)	.422
10. E.W. Midgett (60 games)	.417
11. Ed Diddle Jr. (136 games)	.412

Sun Belt All-Time Coaching Leaders

By Conference Wins as of 2015-16

(Tournament wins not included)

1. Kermit Davis*	Middle Tennessee	117
2. Ronnie Arrow	South Alabama	112
3. Gene Bartow	UAB	111
4. Dickey Nutt	Arkansas State	103
5. Steve Shields	UALR	98
6. Johnny Jones	North Texas	83
7. Jessie Evans	Louisiana-Lafayette	77
8. Keith Richard*	LA Tech/ULM	76
9. John Brady	Arkansas State	68
10. Marty Fletcher	ULL/Denver	66
11. Don Maestri	Troy	63
12. Matt Kilcullen	Jacksonville/WKU	60
13. J.D. Barnett	Virginia Commonwealth	59
14. Darrin Horn	WKU	57
15. Cliff Ellis	South Alabama	54
Dennis Felton	WKU	54

* - Indicates active coach

In 14 seasons at Middle Tennessee, Kermit Davis has established himself as the most successful men's basketball coaches in program history, and he's done so while rebuilding a program that had fallen on hard times. Prior to Davis' hiring in April 2002, Middle Tennessee had endured losing seasons in three of the four previous years and was one season removed from a 5-22 campaign, the worst in school history. The Blue Raiders registered four straight winning seasons under Davis to start his Blue Raider coaching career, making him one of only two of the 19 Middle Tennessee men's basketball coaches to start a Blue Raider career with four straight winning campaigns. The other was Bruce Stewart. The Blue Raiders' game against Indiana State (11/30/06) was Davis' 125th at Middle Tennessee. Davis' record after 125 games at Middle Tennessee was 71-54, making him the second-winningest coach in program history after 125 games. Davis is first on the all-time Middle Tennessee wins list with 276.

ACCOMPLISHMENTS

- 1989 Big Sky Regular Season/Tourney Champs/ NCAA Regional appearance
- 1989 Big Sky Coach of the Year
- 1990 Big Sky Regular Season/Tourney Champs/ NCAA Regional appearance
- 1990 Big Sky Coach of the Year
- 1994 No. 4 final ranking at Chipola
- 2000 SEC Championship/Sweet 16
- 2003 Sun Belt Coach of the Year
- 2008 CollegenInsider.com Sun Belt Coach of Year
- 2010 CollegenInsider.com Sun Belt Coach of Year
- 2012 Sun Belt Coach of Year
- 2013 Sun Belt Coach of Year
- 2016 C-USA Tourney Champs/NCAA Round of 32

COACHING STOPS

- 1983-84 Mississippi State
- 1985-86 Southwest Mississippi CC
- 1987-90 Idaho
- 1991 Texas A&M
- 1992-94 Chipola JC
- 1995-96 Utah State
- 1997 Idaho
- 1998-02 LSU
- 2003-present Middle Tennessee

NOTEWORTHY

- Youngest junior college coach in the country at Southwest JC at age 24
- Youngest Division I head coach in the nation at Idaho at age 28
- Tabbed coach of the year five times in 17 seasons as a Division I head coach
- Second-fastest MT coach to reach 100 wins (182 games)
- Only MT coach to reach 200 wins

MIDDLE TENNESSEE

UNDER DAVIS

	Overall	15-16
Overall Record	276-175	25-10
Home	157-52	11-3
Away	92-98	8-5
Neutral	27-25	6-2
vs. C-USA	35-17*	13-5
Home	21-5*	7-2
Away	14-12*	6-3
Tourney	7-2	3-0
Non-Conference	123-94!	12-5!
Home	69-22	4-1
Away	26-47	2-2
Neutral	27-25!	6-2!
In Overtime	14-13	1-0
Leading at the Half	214-29	18-2
Leading with 5:00 Left	249-16	21-1
vs. Ranked Opponents	1-15	1-0
In Televised Games	73-65	15-8
MT Shooting > 50%	93-12	6-0
MT Shooting < 50%	173-156	19-10
MT Shooting = 50%	9-2	---
Opponent Shooting ≥ 50%	18-61	2-7
Opponent Shooting < 50%	255-114	23-4
MT Outshoots Opp.	235-21	24-2
MT Outrebounds Opp.	198-66	15-4
Opp. Outrebounds MT	65-96	8-6
MT Attempts More FTs	158-41	12-2
Opp. Attempts More FTs	106-130	12-8
In November	42-31	4-1
In December	58-43	4-3
In January	80-43	7-2
In February	65-37	3-3
In March	30-21	6-1
Final Margin 10 or less	139-101	16-5
MT Scores < 60 points	19-68	1-2
MT Scores 60-69 points	91-76	7-7
MT Scores 70-79 points	83-26	7-1
MT Scores 80-89 points	62-3	8-0
MT Scores 90-99 points	18-2	2-0
MT Scores 100+ points	3-0	--

* Regular season only

! Includes conference tournament games

2002-03 Coach: Kermit Davis Record: 16-14/9-5

Roster

No.	Name	Cl.	Pos.	Ht.	Hometown
1	Keith Connor	JR	G	6-0	Pflugerville, Texas
3	William Phippen	SR	G/F	6-8	Hamburg, Ark.
4	Steven Jackson	JR	F	6-6	Memphis, Tenn.
10	Wes Durrant	FR	G	5-10	Bowling Green, Ky.
11	Eric Parham	SR	G	5-11	Nashville, Tenn.
12	Marcus Robinson	JR	G	6-2	Newnan, Ga.
23	Derek Glasper	JR	G	6-3	New Britain, Conn.
32	Tommy Gunn	JR	G/F	6-2	Syracuse, N.Y.
34	Bryant Mitchell	SR	F	6-7	Lawrenceburg, Tenn.
35	John Humphrey	SR	G/F	6-2	Swansboro, N.C.
40	Napoleon Rhodes	JR	C	6-9	Ocala, Fla.
44	Kyle Young	FR	F	6-9	Lewisburg, Tenn.
50	Demario Watson	SR	C/F	6-8	Memphis, Tenn.
	Stephen Russell	SO	F	6-7	Columbia, Tenn.
	Darrio Scott	SO	F	6-6	Lynchburg, Va.

Season Stats

Name	PPG	RPG	FG%	FT%
Tommy Gunn	15.9	4.1	.498	.822
William Phippen	15.5	6.0	.557	.683
John Humphrey	9.0	4.8	.398	.696
Napoleon Rhodes	6.4	5.1	.542	.635
Eric Parham	5.7	2.3	.400	.813
Marcus Robinson	4.7	2.4	.395	.689
Keith Connor	3.9	1.7	.293	.655
Bryant Mitchell	3.4	2.8	.588	.583
Steven Jackson	3.1	2.3	.413	.595
Demario Watson	2.1	1.6	.500	.444
Derek Glasper	1.0	0.2	.222	.167

Starting Lineup

P	NAME	PPG	RPG
F	William Phippen	15.5 ppg	6.0 rpg
F	John Humphrey	9.0 ppg	4.8 rpg
C	Napoleon Rhodes	6.4 ppg	5.1 rpg
G	Tommy Gunn	15.9 ppg	4.1 rpg
G	Eric Parham	5.7 ppg	2.3 rpg

2003-04 Coach: Kermit Davis Record: 17-12/8-6

Roster

No.	Name	Cl.	Pos.	Ht.	Hometown
1	Keith Connor	SR	G	6-0	Pflugerville, Texas
2	Darrio Scott	SO	F	6-6	Lynchburg, Va.
3	Bryan Smithson	FR	G	5-11	Kennesaw, Ga.
4	Steven Jackson	SR	F	6-6	Memphis, Tenn.
5	L.T. Lockett	SO	G	6-0	Tyrone, Ga.
10	Wes Durrant	SO	G	5-10	Bowling Green, Ky.
12	Marcus Robinson	SR	G	6-3	Newnan, Ga.
15	Mike Dean	JR	G	6-2	Rome, Ga.
23	Michael Cuffee	JR	F	6-5	Philadelphia, Pa.
31	Clint Feher	SO	F	6-6	Chattanooga, Tenn.
32	Tommy Gunn	SR	G/F	6-3	Syracuse, N.Y.
44	Kyle Young	FR	F/C	6-10	Lewisburg, Tenn.
45	Alex Weekes	FR	F	6-8	Atlanta, Ga.
50	Keith Christmas	FR	F	6-6	Gary, Ind.

Season Stats

Name	PPG	RPG	FG%	FT%
Mike Dean	16.2	4.1	.404	.761
Tommy Gunn	16.0	5.2	.476	.815
Michael Cuffee	12.3	5.8	.463	.744
Bryan Smithson	8.1	2.4	.363	.736

Steven Jackson	5.4	3.9	.479	.612
Darrio Scott	5.0	2.7	.488	.471
Marcus Robinson	4.7	2.0	.445	.500
Alex Weekes	4.3	3.2	.475	.571
Kyle Young	3.9	4.6	.467	.281
Keith Christmas	2.5	1.1	.500	.633
Keith Connor	1.2	1.0	.276	.583
Wes Durrant	0.4	0.1	.200	.000

Starting Lineup

P	NAME	PPG	RPG
F	Michael Cuffee	12.3 ppg	5.8 rpg
F	Tommy Gunn	16.0 ppg	5.2 rpg
C	Kyle Young	3.9 ppg	4.6 rpg
G	Mike Dean	16.2 ppg	4.1 rpg
G	Bryan Smithson	8.1 ppg	2.4 rpg

2004-05 Coach: Kermit Davis Record: 19-12/7-7

Roster

No.	Name	Cl.	Pos.	Ht.	Hometown
1	Fats Cuyler	JR	G	6-0	Leesburg, Fla.
3	Bryan Smithson	SO	G	5-11	Kennesaw, Ga.
5	L.T. Lockett	JR	G	6-0	Tyrone, Ga.
10	Wes Durrant	JR	G	5-10	Bowling Green, Ky.
15	Mike Dean	SR	G	6-3	Rome, Ga.
20	Alex Weekes	SO	F	6-8	Atlanta, Ga.
22	Marcus Morrison	JR	F	6-6	St. Petersburg, Fla.
23	Michael Cuffee	SR	F	6-5	Philadelphia, Pa.
31	Chandler Knox	SO	G	6-2	Hendersonville, Tenn.
32	Jonathan Loe	JR	G	6-3	Memphis, Tenn.
33	Brian Lake	FR	F	6-6	Bolivar, Tenn.
44	Kyle Young	SO	F/C	6-10	Lewisburg, Tenn.
50	Keith Christmas	SO	F	6-6	Gary, Ind.
55	Steve Thomas	SR	F/C	6-9	Carrollton, Ga.

Season Stats

Name	PPG	RPG	FG%	FT%
Mike Dean	14.4	3.0	.358	.779
Michael Cuffee	14.3	7.4	.498	.736
Marcus Morrison	10.9	5.8	.475	.560
Steve Thomas	10.5	7.5	.485	.708
Bryan Smithson	6.9	2.5	.383	.853
Fats Cuyler	6.7	1.9	.356	.613
Darrio Scott	4.8	2.1	.613	.636
Kyle Young	4.3	3.6	.541	.552
Jonathan Loe	4.2	1.5	.421	.667
Brian Lake	3.7	3.2	.360	.571
Alex Weekes	2.8	2.3	.516	.600
L.T. Lockett	1.0	0.3	.125	.750
Keith Christmas	0.9	1.2	.385	.364
Clint Feher	0.6	0.7	.250	.667
Wes Durrant	0.4	0.3	.125	.500

Starting Lineup

P	NAME	PPG	RPG
F	Michael Cuffee	14.3	7.4
F	Kyle Young	4.3	3.6
C	Steve Thomas	10.5	7.5
G	Mike Dean	14.4	3.0
G	Bryan Smithson	6.9	2.5

2005-06 Coach: Kermit Davis Record: 16-12/8-6

Roster

No.	Name	Cl.	Pos.	Ht.	Hometown
1	Fats Cuyler	JR	G	6-0	Leesburg, Fla.
3	Bud Howard	SR	G	6-0	Baton Rouge, La.
4	Calvin O'Neil	FR	G	6-4	Newark, N.J.

5	Kevin Kanaskie	FR	G	6-2	State College, Pa.
10	Wes Durrant	JR	G	5-10	Bowling Green, Ky.
15	Adam Vogelsberg	JR	G	6-4	Home, Kan.
21	Dino Hair	FR	F	6-8	Picayune, Miss.
22	Darren Avery	FR	G/F	6-3	Corinth, Miss.
23	Marcus Morrison	SR	G/F	6-6	St. Petersburg, Fla.
24	Tim Blue	JR	F	6-9	Palm Beach, Fla.
25	Marques Dawson	JR	G	6-5	Huntington, W.Va.
31	Desmond Yates	FR	F	6-6	Somerville, Tenn.
44	Kyle Young	JR	F/C	6-10	Lewisburg, Tenn.
45	Theryn Hudson	FR	C	6-10	La Vergne, Tenn.

Season Stats

Name	PPG	RPG	FG%	FT%
Adam Vogelsberg	12.4	2.4	.415	.908
Fats Cuyler	11.1	2.3	.385	.682
Marcus Morrison	11.0	5.7	.425	.705
Tim Blue	9.3	4.5	.432	.726
Kyle Young	8.7	5.4	.651	.380
Bud Howard	6.7	4.2	.424	.678
Brian Lake	6.3	3.4	.469	.733
Kevin Kanaskie	3.9	2.3	.321	.327
Theryn Hudson	3.6	2.1	.651	.652
Marques Dawson	2.8	2.6	.385	.500
Calvin O'Neil	2.1	1.6	.300	.611
Wes Durrant	0.8	0.2	.286	.000

Starting Lineup

P	NAME	PPG	RPG
F	Marcus Morrison	11.0 ppg	5.7 rpg
F	Kyle Young	8.7 ppg	5.4 rpg
G	Adam Vogelsberg	12.4 ppg	2.4 rpg
G	Fats Cuyler	11.1 ppg	2.3 rpg
G	Bud Howard	6.7 ppg	2.3 rpg

2006-07 Coach: Kermit Davis Record: 15-17/8-10

Roster

No.	Name	Cl.	Pos.	Ht.	Hometown
3	John Hopson	FR	G	5-10	Nashville, Tenn.
4	Calvin O'Neil	SO	G	6-4	Newark, N.J.
5	Kevin Kanaskie	SO	G	6-2	State College, Pa.
11	Nigel Johnson	SO	G	6-2	Memphis, Tenn.
15	Adam Vogelsberg	JR	G	6-4	Home, Kan.
21	Dino Hair	r-FR	F	6-9	Picayune, Miss.
22	Darren Avery	r-FR	G/F	6-3	Corinth, Miss.
23	Demetrius Green	JR	G	6-4	Lexington, Ky.
24	Tim Blue	SR	F	6-9	Palm Beach, Fla.
31	Desmond Yates	r-FR	F	6-7	Somerville, Tenn.
44	Kyle Young	SR	F/C	6-10	Lewisburg, Tenn.
45	Theryn Hudson	SO	C	6-10	La Vergne, Tenn.

Season Stats

Name	PPG	RPG	FG%	FT%
Kevin Kanaskie	12.2	3.8	.370	.772
Desmond Yates	10.9	3.4	.536	.716
Tim Blue	8.7	5.2	.489	.698
Kyle Young	7.4	5.0	.584	.515
Nigel Johnson	6.8	3.0	.337	.836
Calvin O'Neil	6.6	3.0	.412	.758
Theryn Hudson	5.9	3.6	.596	.560
Darren Avery	2.3	1.0	.391	.500
Adam Vogelsberg	0.0	0.0	.000	.000
John Hopson	0.0	0.2	.000	.000

Starting Lineup

P	NAME	PPG	RPG
F	Tim Blue	8.7 ppg	5.2 rpg
F	Desmond Yates	10.9 ppg	3.4 rpg
C	Kyle Young	8.4 ppg	5.0 rpg
G	Nigel Johnson	6.8 ppg	3.0 rpg
G	Kevin Kanaskie	12.2 ppg	3.8 rpg

2007-08 Coach: Kermit Davis Record: 17-15/11-7

Roster

No.	Name	Cl.	Pos.	Ht.	Hometown
0	John Hopson	SO	G	5-10	Nashville, Tenn.
2	Broderick Gilchrist	FR	G	6-0	Memphis, Tenn.
4	Calvin O'Neil	JR	G/F	6-4	Newark, N.J.
5	Kevin Kanaskie	JR	G	6-2	State College, Pa.
11	Nigel Johnson	JR	G	6-2	Memphis, Tenn.
21	Dino Hair	r-SO	F	6-9	Picayune, Miss.
22	Darren Avery	r-SO	G/F	6-3	Corinth, Miss.
23	Demetrius Green	r-JR	G	6-4	Lexington, Ky.
24	Josh Sain	FR	G/F	6-5	Jackson, Tenn.
31	Desmond Yates	r-SO	F	6-7	Somerville, Tenn.
35	Antwaun Boyd	FR	G	6-2	Anderson, Ind.
45	Theryn Hudson	JR	C	6-10	La Vergne, Tenn.
54	Uriah Hethington	JR	F	6-8	Cairo, Ga.

Season Stats

Name	PPG	RPG	FG%	FT%
Desmond Yates	16.0	4.4	.575	.805
Demetrius Green	12.5	4.6	.468	.709
Kevin Kanaskie	11.7	4.0	.377	.795
Theryn Hudson	9.1	5.4	.647	.540
Nigel Johnson	7.3	4.0	.416	.730
Josh Sain	6.7	2.5	.430	.400
Dino Hair	3.8	2.1	.398	.769
Uriah Hethington	2.4	1.3	.405	.462
Darren Avery	2.2	1.4	.353	.560
Broderick Gilchrist	1.8	0.8	.268	.625
John Hopson	0.0	0.2	.000	.000

Starting Lineup

P	NAME	PPG	RPG
G	Kevin Kanaskie	12.2 ppg	3.8 rpg
F	Michael Cuffee	14.3 ppg	7.4 rpg
F	Kyle Young	4.3 ppg	3.6 rpg
C	Steve Thomas	10.5 ppg	7.5 rpg
G	Mike Dean	14.4 ppg	3.0 rpg

2008-09 Coach: Kermit Davis Record: 18-14/10-8

Roster

No.	Name	Cl.	Pos.	Ht.	Hometown
0	John Hopson	Jr.	G	5-10	Nashville, Tenn.
1	Eric Allen	r-Sr.	G	6-4	Decatur, Ala.
4	Calvin O'Neil	r-Jr.	G	6-4	Newark, N.J.
5	Kevin Kanaskie	Sr.	G	6-2	State College, Pa.
10	DeMario Williams	Fr.	G	6-4	Culleoka, Tenn.
11	Nigel Johnson	Sr.	G	6-2	Memphis, Tenn.
21	Donaries Hair	r-Jr.	F	6-9	Picayune, Miss.
22	Darren Avery	r-Jr.	G/F	6-4	Corinth, Miss.
23	Demetrius Green	r-Sr.	G	6-4	Lexington, Ky.
24	Montario Haddock	Jr.	G/F	6-5	Greenville, N.C.
31	Desmond Yates	r-Jr.	F	6-7	Somerville, Tenn.
34	Lindal Yarbrough	Jr.	G	6-1	Nashville, Tenn.
35	Antwaun Boyd	r-Fr.	G	6-2	Anderson, Ind.
44	KC Anuna	So.	F	6-3	Nashville, Tenn.
45	Theryn Hudson	Sr.	C	6-10	La Vergne, Tenn.
50	Josh Jones	Jr.	F/C	6-9	



Season Stats

Name	PPG	RPG	FG%	FT%
Desmond Yates	17.2	4.5	.579	.787
Kevin Kanaskie	11.8	4.3	.370	.855
Demetrius Green	10.3	3.8	.483	.590
Montarrio Haddock	9.9	5.2	.470	.663
Nigel Johnson	7.4	3.8	.387	.654
Calvin O'Neil	5.6	3.7	.484	.696
Eric Allen	3.9	2.2	.341	.682
DeMario Williams	2.2	1.2	.304	.714
Theryn Hudson	2.1	2.4	.583	.250
Darren Avery	2.0	1.4	.500	.571
Antwaun Boyd	2.0	1.7	.269	.750
Dino Hair	1.9	1.1	.429	.563
Lindal Yarbrough	1.0	0.4	.667	.500
KC Anuna	0.8	0.6	.500	1.000
Josh Jones	0.6	0.2	.500	.000

Starting Lineup

P	NAME	PPG	RPG
G	Kevin Kanaskie	11.8 ppg	4.3 rpg
F	Desmond Yates	17.2 ppg	4.5 rpg
G	Demetrius Green	10.3 ppg	3.8 rpg
G	Nigel Johnson	7.4 ppg	3.8 rpg
G	Calvin O'Neil	5.6 ppg	3.7 rpg

2009-10

Coach: Kermit Davis
Record: 19-14/13-5

Roster

No.	Name	Cl.	Pos.	Ht.	Hometown
4	Calvin O'Neil	r-Sr.	6-4	G	Newark, N.J.
5	Rod Emanuel	Jr.	6-3	G	Orlando, Fla.
10	Demario Williams	So.	6-4	G	Culleoka, Tenn.
15	James Washington	Jr.	6-0	G	St. Louis, Mo.
22	John David Little	Fr.	6-3	G	Olive Branch, Miss.
23	David Murray	Fr.	6-4	G/F	Leeds, Ala.
24	Montarrio Haddock	Sr.	6-5	F	Greenville, N.C.
30	JT Sulton	Fr.	6-7	F	Yazoo City, Miss.
31	Desmond Yates	r-Sr.	6-7	F	Somerville, Tenn.
32	Trevor Ottley	Jr.	6-9	F	Hays, Kan.
33	Matt Joines	Sr.	6-4	G	Murfreesboro, Tenn.
34	James Gallman	Fr.	5-11	G	Knoxville, Tenn.
44	K.C. Anuna	Jr.	6-3	F	Nashville, Tenn.
45	Theryn Hudson	r-Sr.	6-10	C	La Vergne, Tenn.
50	Josh Jones	Sr.	6-9	F	Greenville, N.C.
	Zane Gibson	Fr.	6-2	G	Chattanooga, Tenn.

Season Stats

Name	PPG	RPG	FG%	FT%
Calvin O'Neil	7.5	4.0	.456	.725
Rod Emanuel	5.9	2.9	.392	.603
Demario Williams	1.3	1.6	.265	.600
James Washington	11.8	2.8	.379	.775
John David Little	2.1	0.5	.600	.429
David Murray	1.2	0.6	.391	.750
Montarrio Haddock	13.2	5.7	.489	.836
JT Sulton	4.8	3.9	.496	.661
Desmond Yates	14.0	4.0	.507	.815
Trevor Ottley	3.6	4.2	.418	.654
Matt Joines	0.8	0.2	.500	1.000
James Gallman	7.7	1.4	.388	.765
K.C. Anuna	1.0	0.0	1.000	.000
Theryn Hudson	4.5	3.0	.622	.500
Josh Jones	0.8	0.5	.417	.000

Starting Lineup

P	NAME	PPG	RPG
G	Calvin O'Neil	7.5 ppg	4.0 rpg
G	James Washington	11.8 ppg	2.8 rpg
F	Desmond Yates	14.0 ppg	4.0 rpg
F	JT Sulton	4.8 ppg	3.9 rpg
F	Montarrio Haddock	13.2 ppg	5.7 rpg

2010-11
Coach: Kermit Davis
Record: 16-16/10-6

Roster

No.	Name	Cl.	Pos.	Ht.	Hometown
0	Zane Gibson	r-Fr.	6-2	G	Chattanooga, Tenn.
1	K.C. Anuna	r-Jr.	6-3	F	Nashville, Tenn.
3	James Gallman	So.	5-11	G	Knoxville, Tenn.
5	Rod Emanuel	Sr.	6-3	G	Orlando, Fla.
10	Cory Herald	Sr.	6-0	G	Franklin, Tenn.
15	James Washington	Sr.	6-0	G	St. Louis, Mo.
20	Jimmy Oden	r-Jr.	6-3	G	Murfreesboro, Tenn.
22	James Jones	r-So.	6-6	F/G	Memphis, Tenn.
24	Kerry Hammonds	Fr.	6-5	G/F	Murfreesboro, Tenn.
30	JT Sulton	So.	6-7	F	Yazoo City, Miss.
31	Trevor Charles	Jr.	6-9	F/C	Brooklyn, N.Y.
32	Trevor Ottley	Sr.	6-9	F	Hays, Kan.
35	Kyle Hunt	Jr.	6-9	F	Queens, N.Y.
	LaRon Dendy	Sr.-TR	6-9	F	Greenville, S.C.
	Torin Walker	So.-TR	6-11	C	Columbus, Ga.

Season Stats

Name	PPG	RPG	FG%	FT%
James Washington	14.0	2.3	.404	.864
Jason Jones	13.1	4.8	.476	.663
JT Sulton	9.3	5.0	.474	.726
James Gallman	7.5	1.3	.392	.796
Trevor Ottley	5.7	5.2	.400	.672
Kerry Hammonds	4.2	2.1	.342	.712
Kyle Hunt	4.1	2.9	.483	.629
Shawn Jones	4.1	2.3	.505	.684
Rod Emanuel	3.9	2.7	.353	.750
Trevor Charles	3.8	2.6	.537	.510
Jimmy Oden	2.0	2.5	.273	.567
K.C. Anuna	1.2	0.0	.500	.000
Cory Herald	0.4	0.0	.333	.000
Zane Gibson	0.1	0.2	.000	1.000

Starting Lineup

P	NAME	PPG	RPG
F	JT Sulton	9.3	5.0
C	Trevor Ottley	5.7	5.2
G	James Washington	14.0	2.3
G	Jason Jones	13.1	4.8
G	James Gallman	7.5	1.3

2011-12
Coach: Kermit Davis
Record: 27-7/14-2

Roster

No.	Name	Cl.	Pos.	Ht.	Hometown
0	Zane Gibson	So.	6-2	G	Chattanooga, Tenn.
1	LaRon Dendy	Sr.	6-9	F	Greenville, S.C.
3	James Gallman	Jr.	5-11	G	Knoxville, Tenn.
4	Tavarres Jefferson	Jr.	5-10	G	Nashville, Tenn.
11	Julian Edmonson	Fr.	6-2	G	Fort Worth, Texas
12	Shawn Jones	So.	6-8	F	Hialeah, Fla.
13	Bruce Massey	Jr.	6-3	G	Germantown, Md.
14	Marcos Knight	Jr.	6-2	G	Rentz, Ga.
15	Raymond Cintron	Jr.	6-0	G	San Juan, Puerto Rico
20	Jimmy Oden	Sr.	6-3	G	Murfreesboro, Tenn.
21	Torin Walker	So.	6-11	C	Columbus, Ga.
22	Jason Jones	Jr.	6-6	F/G	Memphis, Tenn.
24	Kerry Hammonds	Fr.	6-5	G/F	Murfreesboro, Tenn.
30	JT Sulton	Jr.	6-8	F	Yazoo City, Miss.
42	Jacquez Rozier	Fr.	6-7	F	Waynesboro, Va.

Season Stats

Name	PPG	RPG	FG%	FT%
LaRon Dendy	14.6	7.1	.530	.574
Marcos Knight	11.8	5.2	.483	.610
JT Sulton	10.3	5.2	.533	.742
Raymond Cintron	8.4	1.5	.450	.907
Shawn Jones	7.3	3.3	.551	.585
Bruce Massey	6.1	3.9	.457	.593
Jason Jones	4.9	2.0	.512	.605
Kerry Hammonds	4.9	2.7	.533	.526
James Gallman	3.8	0.9	.438	.462
Jimmy Oden	1.5	1.3	.242	.763
Torin Walker	1.3	0.4	.500	.727
Jacquez Rozier	1.0	0.2	.368	.444
Julian Edmonson	0.8	0.3	.500	.000
Zane Gibson	0.8	0.7	.500	.750
Tavarres Jefferson	0.0	0.3	.000	.000

Starting Lineup

P	NAME	PPG	RPG
F	LaRon Dendy	14.6	7.1
F	JT Sulton	10.3	5.2
G	Bruce Massey	6.1	3.9
G	Marcos Knight	11.8	5.2
G	Raymond Cintron	8.4	1.5

2012-13
Coach: Kermit Davis
Record: 28-6/19-1

Roster

No.	Name	Cl.	Pos.	Ht.	Hometown
0	Zane Gibson	Jr.	6-2	G	Chattanooga, Tenn.
1	Neiko Hunter	Jr.	6-7	F	Eutaw, Ala.
3	James Gallman, Jr.	Jr.	5-11	G	Knoxville, Tenn.
4	Finoy Perkins	Jr.	6-4	F	Memphis, Tenn.
5	Tweety Knight	Jr.	6-1	G	Rentz, Ga.
10	Jaquawn Raymond	So.	6-4	G	Statesboro, Ga.
12	Shawn Jones	Jr.	6-8	F	Hialeah, Fla.
13	Bruce Massey, Jr.	Sr.	6-3	G	Germantown, Md.
14	Marcos Knight	Sr.	6-2	G	Rentz, Ga.
15	Raymond Cintron	Jr.	6-0	G	San Juan, Puerto Rico
21	Torin Walker	Jr.	6-11	C	Columbus, Ga.
22	Jason Jones	Sr.	6-6	F/G	Memphis, Tenn.
24	Kerry Hammonds II	Jr.	6-5	G/F	Murfreesboro, Tenn.
30	JT Sulton	Fr.	6-8	F	Yazoo City, Miss.
32	Gavin Gibson	Fr.	6-4	G	Chattanooga, Tenn.
42	Jacquez Rozier	So.	6-7	F	Waynesboro, Va.

Season Stats

Name	PPG	RPG	FG%	FT%
Zane Gibson	0.2	0.4	.143	.000
Neiko Hunter	7.7	2.9	.516	.726
James Gallman, Jr.	4.1	1.1	.394	.850
Finoy Perkins	0.3	0.3	.000	1.000
Tweety Knight	4.7	2.6	.566	.525
Jaquawn Raymond	-	-	-	-
Shawn Jones	8.5	5.4	.498	.635
Bruce Massey, Jr.	6.6	3.2	.424	.690
Marcos Knight	12.6	5.8	.447	.692
Raymond Cintron	8.5	2.0	.439	.816
Torin Walker	2.4	1.4	.479	.769
Jason Jones	3.5	2.0	.576	.700
Kerry Hammonds II	6.3	3.2	.461	.720
JT Sulton	6.2	3.9	.465	.716
Gavin Gibson	0.4	0.3	.143	1.000
Jacquez Rozier	1.8	1.6	.160	.722

Starting Lineup

P	NAME	PPG	RPG
F	J.T. Sulton	6.2	3.9
F	Shawn Jones	8.5	5.4
G	Bruce Massey	6.6	3.2
G	Marcos Knight	12.6	5.8
G	Kerry Hammonds II	6.3	3.2

2013-14
Coach: Kermit Davis
Record: 24-9/13-3

Roster

No.	Name	Cl.	Pos.	Ht.	Hometown
0	Zane Gibson	Sr.	6-2	G	Chattanooga, Tenn.
1	Neiko Hunter	Sr.	6-7	F	Eutaw, Ala.
3	Joshua Phillips	Fr.	6-8	F	Hendersonville, Tenn.
5	Tweety Knight	Sr.	6-1	G	Rentz, Ga.
10	Jaquawn Raymond	So.-TR	6-4	G	Statesboro, Ga.
11	Tharone Chilton	Jr.-TR	6-2	G	Tulsa, Okla.
12	Shawn Jones	Sr.	6-8	F	Hialeah, Fla.
20	Tavarres Jefferson	Sr.	5-9	F	Nashville, Tenn.
21	Torin Walker	Sr.	6-11	C	Columbus, Ga.
23	Marcus Tarrance	Jr.-TR	6-6	G	Memphis, Tenn.
24	Kerry Hammonds II	Sr.	6-5	G/F	Murfreesboro, Tenn.
30	Reggie Upshaw, Jr.	Fr.	6-7	F	Chattanooga, Tenn.
32	Gavin Gibson	So.	6-4	G	Chattanooga, Tenn.
42	Jacquez Rozier	Jr.	6-7	F	Waynesboro, Va.

Season Stats

Name	PPG	RPG	FG%	FT%
Shawn Jones	14.2	8.5	.577	.687
Neiko Hunter	13.2	4.8	.473	.675
Kerry Hammonds II	12.3	3.5	.401	.806
Tweety Knight	6.9	3.3	.439	.582
Jaquawn Raymond	6.5	2.2	.394	.705
Reggie Upshaw	6.4	3.5	.459	.516
Eric Wortham	6.2	2.2	.526	.636
Marcus Tarrance	5.2	1.7	.341	.694
Jacquez Rozier	3.4	3.6	.488	.554
Tharone Chilton	1.9	0.3	.583	.857
Tavarres Jefferson	1.3	0.6	.360	.000
Joshua Phillips	1.2	1.7	.467	.611
Torin Walker	0.8	0.8	.300	.500
Gavin Gibson	0.3	0.4	.333	.000
Zane Gibson	0.3	0.2	.167	.667
Blake Johnson	0.3	0.0	.000	.500
Ronald Ross	0.0	1.0	.000	.000

Starting Lineup

P	NAME	PPG	RPG
F	Shawn Jones	14.2	8.5
F	Neiko Hunter	13.2	4.8
F	Reggie Upshaw, Jr.	6.4	3.5
G	Tweety Knight	6.9	3.3
G	Kerry Hammonds II	12.3	3.5



2014-15

Coach: Kermit Davis

Record: 19-17/9-9

Roster

No.	Name	Cl.	Pos.	Ht.	Hometown
0	Darnell Harris	Jr.	6-8	F	Milwaukee, Wis.
1	DJ Jones	Jr.	5-10	G	Chicago, Ill.
2	Perrin Buford	Jr.	6-6	G/F	Decatur, Ala.
3	Joshua Phillips	So.	6-8	F	Hendersonville, Tenn.
4	Xavier Habersham	Jr.	6-6	F	Dublin, Ga.
5	Jacob Ivory	Fr.	5-9	G	Jackson, Miss.
10	JaQawn Raymond	Jr.-TR	6-4	G	Statesboro, Ga.
11	Edward Simpson	Fr.	6-2	G	Ocean Springs, Miss.
14	Andrew Rogan	Fr.	6-3	G	Murfreesboro, Tenn.
15	JaQuel Richmond	Fr.	6-1	G	Greensboro, N.C.
20	Giddy Potts	Fr.	6-2	G	Athens, Ala.
23	Marcus Tarrance	Sr.-TR	6-6	G	Memphis, Tenn.
30	Reggie Upshaw, Jr.	So.	6-7	F	Chattanooga, Tenn.
32	Gavin Gibson	Jr.	6-4	G	Chattanooga, Tenn.
42	Jacquez Rozier	Sr.	6-7	F	Waynesboro, Ga.

Season Stats

Name	PPG	RPG	FG%	FT%
Reggie Upshaw	9.9	7.0	.440	.648
Perrin Buford	8.1	3.5	.500	.705
JaQawn Raymond	7.6	3.1	.367	.827
Jacquez Rozier	7.1	5.0	.503	.600
Darnell Harris	6.7	3.3	.439	.766
Giddy Potts	6.6	2.7	.376	.756
Marcus Tarrance	6.1	2.3	.422	.714
DJ Jones	4.6	1.1	.371	.750
Edward Simpson	2.9	1.3	.375	.471
JeQuel Richmond	3.4	1.3	.296	.824
Jacob Ivory	3.4	1.0	.370	.774
Joshua Phillips	1.6	1.7	.296	.611
Gavin Gibson	0.0	0.0	.000	.000

Starting Lineup

P	NAME	PPG	RPG
F	Reggie Upshaw, Jr.	9.9	7.0
F	Jacquez Rozier	7.1	5.0
G	Giddy Potts	6.6	2.7
G	Marcus Tarrance	6.1	2.3
G	JaQawn Raymond	7.6	3.1

2015-16

Coach: Kermit Davis

Record: 25-10/13-5

Roster

No.	Name	Cl.	Pos.	Ht.	Hometown
0	Darnell Harris	Sr.	6-8	F	Milwaukee, Wis.
2	Perrin Buford	Sr.	6-6	G/F	Decatur, Ala.
3	Joshua Phillips	Jr.	6-8	F	Hendersonville, Tenn.
4	Xavier Habersham R-Jr.	6-6	F	Dublin, Ga.	
5	Jacob Ivory	So.	5-9	G	Jackson, Miss.
10	JaQawn Raymond	Sr.-TR	6-4	G	Statesboro, Ga.
11	Edward Simpson	So.	6-2	G	Ocean Springs, Miss.
14	Chase Miller	Fr.	6-2	G	Dallas, Texas
15	Aldonis Foote	Jr.-TR	6-6	G	Peoria, Ill.
20	Giddy Potts	So.	6-2	G	Athens, Ala.
22	JaCorey Williams	RS-TR	6-8	F	Birmingham, Ala.
24	Quavius Copeland	So.-TR	6-0	G	Greenville, S.C.
25	Karl Gamble	Fr.	6-9	F	Columbia, S.C.
30	Reggie Upshaw, Jr.	Jr.	6-7	F	Chattanooga, Tenn.
31	Stephen Strachan	Jr.	6-3	G	Nassau, Bahamas

Season Stats

Name	PPG	RPG	FG%	FT%
Giddy Potts	14.9	5.4	.493	.763
Reggie Upshaw	13.7	8.5	.497	.494
Perrin Buford	12.0	5.9	.506	.685
Darnell Harris	11.7	4.0	.411	.641
JaQawn Raymond	5.3	2.1	.404	.643
Ed Simpson	5.0	2.6	.372	.487
Quavius Copeland	4.7	0.9	.418	.647
Jacob Ivory	3.8	1.6	.341	.912
Xavier Habersham	3.1	1.5	.352	.529
Aldonis Foote	2.9	2.1	.486	.565
Joshua Phillips	1.1	1.6	.500	.438
Karl Gamble	0.9	1.1	.333	.435

Starting Lineup

P	NAME	PPG	RPG
F	Darnell Harris	11.7	4.0
F	Reggie Upshaw, Jr.	13.7	8.5
G/F	Perrin Buford	12.0	5.9
G	Giddy Potts	14.9	5.4
G	JaQawn Raymond	5.3	2.1

WIN CASE



ASST. COACH | 9TH SEASON | UNIVERSITY OF SCIENCE & ARTS OF OKLAHOMA, 1986



Win Case begins his ninth season with the Blue Raiders in 2016-17 and has brought a wealth of experience with him as an assistant coach on Kermit Davis' men's basketball staff.

Case handles recruiting duties for three states and assists with perimeter development and advanced scouting. In addition to his coaching duties, Case is also in charge of com-

community outreach, academics and oversees the walk-on program. "Self) told me coach Davis was one of the best and he told me I needed to look hard at the position. At that time the position had not been offered, but what coach Self said certainly appealed in terms of having an opportunity to work with a coach who has that type of reputation. Coach Davis has a reputation around the country that is second to none."

Case began his coaching career as an assistant at Oklahoma Baptist in 1987. He spent two seasons as an assistant at Eastern Oklahoma before joining the staff at Oklahoma City University. He earned his bachelor's degree from the University of Science and Arts of Oklahoma in 1986.

Case has three children – Jeremy, Tiffany and Pierce. He is married to the former Ronda Crowe.

Head Coach Kermit Davis feels that Case has made a big impact on the staff. "Win has exhibited great energy with a fantastic upbeat personality that has been very good in our recruiting, as well as working with our current players."

Case has been highly successful at each of his previous collegiate stops and has a proven track record as both an assistant and head coach, having been part of national championship teams in each capacity. His career won-lost record is a gaudy 436-191.

The highly successful coach was most recently head men's basketball coach at Redlands College for one season, following a two-year stint at Eastern Oklahoma State College, where he served as head men's basketball coach and athletics director. Case was head coach at Oklahoma City University for 13 years, posting a 343-127 record and winning the NAIA National Championship in 1994 and again in 1996. Before being head coach at Oklahoma City, Case served as an assistant there for two years and was part of two NAIA national championships (1991, 1992). The 1992 squad was 38-0.

Case played two seasons at Seminole Junior College and led the team to a runner-up finish in the NJCAA national championship game. Following two years of junior college, Case played two years at Oklahoma State, where he averaged 10.7 points as a senior. Case and current Kansas head coach Bill Self were teammates at Oklahoma State, and his son, Jeremy, was a member of Kansas' national championship team in 2008 and is currently an assistant coach at Southeast Missouri State.

Case said a phone call from Self stimulated his interest in the vacant position on Davis' staff. "When I was trying to decide if I was going to pursue this position I

THE CASE FILE

PERSONAL

Born: July 15, 1963
Spouse: Ronda
Children: Jeremy, Tiffany, Pierce

2007-08
Head Coach
Redlands College/Athletic Director

EDUCATION

B.S. - Secondary Education
University of Science & Arts of Oklahoma, 1986

2005-07
Head Coach/Athletic Director
Eastern Oklahoma State College

PLAYING EXPERIENCE

1981-83
Seminole Junior College
1983-84
Oklahoma State

1993-05
Head Coach
Oklahoma City University
1991-93
Assistant Coach
Oklahoma City University

COACHING EXPERIENCE

2008-present
Assistant Coach
Middle Tennessee

1988-90
Assistant Coach
Eastern Oklahoma State College

1987-88
Assistant Coach
Oklahoma Baptist

GREG GRENSING


ASST. COACH | 6TH SEASON | SOUTHWEST TEXAS STATE, 1979


Greg Grensing enters his sixth season in 2016-17 as a member of the Blue Raider coaching staff.

Grensing's responsibilities include in-state recruiting, advanced scouting and post player development. He also assists with the team's academics and compliance and MT's summer camp program.

Grensing spent six seasons as an assistant coach at UNLV

prior to coming to Middle Tennessee. Grensing joined the Runnin' Rebels after spending 11 seasons on the Creighton University men's basketball coaching staff, including the 2004-05 season as the associate head coach.

During his time at Creighton, Grensing worked for former head coach Dana Altman, which was a partnership that dated back to 1986-87, when they started three seasons of work as assistant coaches under UNLV head coach Lon Kruger at Kansas State.

When Kruger left KSU, Grensing remained in Manhattan, Kan., as a member of Altman's staff and was with him for 15 years at KSU and Creighton.

Grensing has coached in a total of 15 NCAA Tournaments, six while at Creighton and three with the Runnin' Rebels. As the recruiting coordinator at Creighton, he brought in talented basketball players as well as talented students. The Bluejays played in the postseason in each of his last eight years there (six NCAA Tournaments) and had an Academic All-District selection in seven of those eight seasons. Two of his more notable recruits to Creighton are current NBA player Kyle Korver (currently with the Atlanta Hawks) and former NBA player Rodney Buford.

The native of Council Grove, Kan., graduated from Southwest Texas State University in 1979 with a bachelor's degree in journalism and began his coaching career with a two-year stint as a graduate assistant at his alma mater. In 1981, after receiving his master's degree in physical education from Southwest Texas State, Grensing spent one season as an assistant at Laredo (Texas) Junior College, then two years as an assistant at Idaho State University from 1982-84.

Following the 1983-84 season, Grensing joined Kruger's staff at Pan American University in Edinburg, Texas. After serving two years at Pan

American, Kruger was named head coach at Kansas State and hired Grensing as an assistant for the Wildcats.

Grensing started his collegiate playing career as a guard at Independence (Kan.) Community College, helping the Pirates to a 62-6 record and the 1977 national title as the team's sixth man.

Following the 1977 season, Grensing transferred to Southwest Texas State and led the Bobcats to a 49-13 record in two seasons, including a third-place finish in the 1979 NAIA National Tournament.

Grensing is married to the former Michelle Taylor and the couple has two daughters, Aubrey and Gentry, and one son, Tryce. Grensing also has a stepson, Justin Nielson.

THE GRENSING FILE

PERSONAL

Born: Sept. 23, 1957

Spouse: Michelle

Children: Aubrey, Gentry, Tryce, Justin Nielson (stepson)

EDUCATION

B.A. - Journalism

Southwest Texas State, 1979

M.S. - Physical Education

Southwest Texas State, 1981

PLAYING EXPERIENCE

1977-79

Southwest Texas State

1975-77

Independence (Kan.) CC

COACHING EXPERIENCE

2011-present

Assistant Coach

Middle Tennessee

2005-11

Assistant Coach

UNLV

2004-05
Associate Head Coach
Creighton

1994-2004
Assistant Coach
UNLV

1986-94
Assistant Coach
Kansas State

1984-86
Assistant Coach
Pan American

1982-84
Assistant Coach
Idaho State

1981-82
Assistant coach
Laredo JC

1979-81
Graduate Assistant
Southwest Texas State

RONNIE HAMILTON



ASST. COACH | 3RD SEASON | DUKE, 2002



Ronnie Hamilton enters his third season as an assistant coach with the Blue Raiders in 2016-17.

Hamilton handles recruiting for three states and assists in perimeter development and advanced scouting. He also contributes to the team's academic progress and is responsible for the team's mail-outs and innovative ideas.

Hamilton, a native of Oxford, N.C., came to Murfreesboro well ac-

quainted with Conference USA after stints at Houston and Tulane. He joined the Blue Raider coaching staff after a two-year stop at Houston.

He received his bachelor's degree in political science and history from Duke in 2002. Hamilton was a four-year letterman for the Blue Devil football team as a defensive back.

Hamilton is married to the former Christabell Mariner and they have one daughter named Annalisa Nola Afakasi.

During the 2012-13 season, Hamilton helped the Cougars post a 20-13 record and a 7-9 mark in C-USA play before making the move to the American Athletic Conference this past season.

In his first season with Houston, Hamilton worked closely with guard Joseph Young, who was named to the All-Conference USA Third Team and was selected to the USBWA All-District VII squad. During the 2012-13 campaign, Hamilton also worked closely with Danuel House, who went on to garner C-USA Freshman of Year honors, marking a program first for Houston in C-USA.

Prior to his two years at Houston, Hamilton spent a pair of years on the Tulane coaching staff. With the Green Wave, he played a large role in recruiting 2012 All-Conference USA First Team honoree and C-USA Freshman of the Year Ricky Tarrant. Hamilton was also heavily involved in recruiting Josh Davis, who was a First Team All-C-USA player during the 2012-13 season.

The Oxford, N.C., native spent two years as an assistant at The Citadel, where he was instrumental in the development and recruitment of All-Southern Conference selection and mid-major All-Americans Demetrius Nelson, John Brown, Michael Groselle and Cameron Wells. While on the Bulldog coaching staff, Hamilton helped lead The Citadel to 36 wins, including a school-record tying 20 wins during the 2008-09 campaign.

Hamilton made his way to Charleston, S.C., after a three-year stint at Division II member Tarleton State from 2005-08. The Texans posted a 70-23 record, picking up wins against Baylor and TCU during his tenure in Stephenville, Texas. In 2005-06, Tarleton State made the program's second-straight Elite Eight appearance and posted a 27-7 overall record.

In 2005, Hamilton graduated with his master's in physical education with a concentration in sports administration from UNC Pembroke, where he served as a graduate assistant coach for the Braves from 2003-05. As a GA at Pembroke, he was responsible for planning practices, leading

THE HAMILTON FILE

<p>PERSONAL Born: November, 4 1979 Spouse: Christabell Children: Annalisa Nola Afakasi</p> <p>EDUCATION B.A. - History and Political Science Duke, 2002 M.S. Physical Education UNC Pembroke, 2005</p> <p>PLAYING EXPERIENCE 1998-2002 Duke (football)</p> <p>COACHING EXPERIENCE 2014-present Assistant Coach Middle Tennessee</p>	<p>2012-14 Assistant Coach Houston</p> <p>2010-12 Assistant Coach Tulane</p> <p>2008-10 Assistant Coach Citadel</p> <p>2005-08 Assistant Coach Charleston State</p> <p>2003-05 Graduate Assistant UNC Pembroke</p>
---	--

JARROD LAZARUS



DIRECTOR OF OPERATIONS | 5TH SEASON | FLORIDA STATE, 2009

Jarrold Lazarus begins his fifth season in 2016-17 with the Middle Tennessee men's basketball program and fourth as Director of Operations.

Lazarus is in charge of all of the team's travel plans, scheduling practice times and video equipment. He also handles the ordering of the team's equipment, oversees the team's managers and lines up the team's future scheduling.

Lazarus worked as the director and an assistant coach under the legendary Marcos "Shakey" Rodriguez for Gold Coast Basketball from 2004-12. During his time with Gold Coast, a member of the Amateur Athletic Union, Lazarus was involved in player development and training, budgeting, marketing, arranging travel accommodations and game planning. The team made back-to-back Sweet 16 runs at AAU Nationals, including an Elite Eight appearance in 2008. He also served as an academic advisor and

was the youngest member to win the AAU Leadership Award in 2010.

Lazarus attended Florida State University, where he served as a student manager for the men's basketball team for four years. The Weston, Fla., native was responsible for assisting at practices, breaking down opponents, keeping stats during games and helping with camps. During his senior season, the Seminoles qualified for the NCAA tournament and finished as one of the nation's top 25 teams.

Throughout his career, Lazarus has helped place 45 athletes into Division I, II and JuCo programs.

Lazarus graduated from Florida State in 2009 with a bachelor's degree in business management and earned a Masters of Business Administration at Middle Tennessee in spring of 2016.

Lazarus also married Joy Christal Heriveaux in July 2015.

JOE PIERRE III



GRADUATE ASSISTANT | 1ST SEASON | OKLAHOMA STATE, 2015

Joe Pierre joined the Middle Tennessee men's basketball program as a graduate assistant in the summer of 2016.

Pierre joined the Blue Raider staff after spending the spring of 2016 as an assistant coach at Pawnee High School in Oklahoma where he also was a middle school teacher. His 2016 squad started 28-0 before falling in the state semifinal game.

He also spent a season as the head coach of the eighth grade team at Stillwater Junior High School in 2015.

Prior to his high school coaching stint, Pierre served as a student manager from 2011-15 at Oklahoma State University under his father and former Cowboys assistant Butch Pierre, who now holds the same role at NC State.

During his four seasons assisting with the Cowboys men's basketball program, OSU tallied 78 wins and made three consecutive trips to the NCAA Tournament.

Pierre graduated from Oklahoma State in December 2015 with a B.S. in Secondary Education and is now working on his M.Ed. in Administration at Middle Tennessee.

He played high school basketball at Stillwater High School for coach Michael "Chick" Davis before suffering a career-ending ACL injury and graduated in 2011.

Pierre's father earned a B.S. and M.Ed. from Mississippi State University, where he played point guard alongside current Blue Raider head man Kermit Davis. He finished his Bulldog career third all-time in assists and still remains in the top 10.

Pierre's mother, Clemmie earned her B.A. from University of Kentucky. His brother, Josh, was a four-year guard at Arkansas State University and is currently a graduate assistant for the Red Wolves while his sister, Langley, is a high school teacher with a B.S. and M.Ed. from Louisiana State University.

He was born Dec. 1, 1992 in Baton Rouge, La.

REESE SHIVERS



ATHLETIC TRAINER | 1ST SEASON | SOUTHERN MISS, 2015

Reese Shivers was named Associate Athletic Trainer at Middle Tennessee in October 2016. His primary responsibility consists of overseeing all athletic training duties for men's basketball.


Prior to joining the Blue Raiders, Shivers served as an Assistant Athletic Trainer for the men's basketball and volleyball teams at the University of Tennessee at Martin.

Before UTM, Shivers earned his master's degree in Sports Management from the University of Southern Mississippi where he worked in athletic training with the football, men's basketball and men's tennis programs.

Shivers received his bachelor's degree in Kinesiology from Louisiana State University in 2013 while working as a trainer with football, women's basketball, and men's tennis.

He is a native of Slidell, La.

ZACH WILLIS



STRENGTH COACH | 3RD SEASON | MIDDLE TENNESSEE, 2012


Zach Willis was hired to Middle Tennessee's Strength and Conditioning program in May of 2014.

Willis is very familiar with the Blue Raider athletic program and the men's basketball team after he interned at Middle Tennessee in 2012 and then completed his graduate assistantship in 2013.

Willis received his degree in Exercise Science from Middle Tennessee in 2012 and worked with the baseball team and as an assistant for basketball during his time as a graduate assistant.

In 2014 he primarily worked with men's basketball, while also assisting with football.

Willis is a Tennessee native as he grew up in Columbia, Tennessee.



2015-16

REVIEW

TM

SEASON AT A GLANCE

- At 25-10, the Blue Raiders qualified for their fifth postseason tournament in seven years. MT won the Conference USA Tournament Championship with a 55-53 victory against Old Dominion to earn its second berth in the NCAA Tournament in the last four years.
- The No. 15 seeded Blue Raiders matched up against No. 2 seed and No. 2 ranked Michigan State in the opening round of the St. Louis Regional, knocking off the national title contenders in a thrilling 90-81 contest in which MT never surrendered the lead. Next up for the Raiders was No. 10 seeded Syracuse, who separated themselves late for a 75-50 win despite Middle taking the lead early in the second half.
- The No. 2 seed Blue Raiders made a run to their first Conference USA Tournament Championship with wins against No. 7 seed Charlotte (79-61), No. 3 Marshall (99-90) and No. 5 Old Dominion (55-53).
- Reggie Upshaw and Perrin Buford excelled in the postseason and both collected C-USA All-Tournament Team Honors while Upshaw was named the Tournament MVP. Upshaw led the team in the tournament with 17.7 points and 8.0 rebounds per game while adding eight assists, five steals and four blocks. Buford added 16.3 points and 6.0 rebounds per game during the championship run with seven assists and six blocks.
- Kermit Davis earned his 275th career win at Middle Tennessee against Old Dominion in the C-USA Championship and his 400th career win overall at Old Dominion in the regular season.
- Reggie Upshaw and Giddy Potts earned All-C-USA Third Team accolades for their performances during the 2015-16 regular season.
- Giddy Potts led the nation in 3-point percentage (50.6) in 2015-16 which also broke the previous school record of 50.5% set by Jonathan Whitworth in 1999-2000.
- Reggie Upshaw tallied 13.7 points and 8.5 rebounds per game on the year while adding 76 assists and 51 steals, both team highs. Only one other player in the country matched those four numbers - the No. 1 overall pick in the NBA Draft, LSU's Ben Simmons.
- Upshaw also became the 32nd member of MT's 1,000-point club with a free throw against Marshall in the C-USA Semifinals and finished his junior year with 1,048 career points.
- MT set new school records in 2015-16 for 3-point field goals made in a single game (16 at USM) and in a season (279) while the 79 makes by Giddy Potts were second-most by an individual in a single season in school history.

2015-16 MT HONORS

PERRIN BUFORD

- C-USA All-Tournament Team
- CGI Great Alaska Shootout All-Tournament Team

GIDDY POTTS

- All-C-USA Third Team
- C-USA All-Tournament Team
- CGI Great Alaska Shootout All-Tournament Team

REGGIE UPSHAW

- All-C-USA Third Team
- C-USA Tournament MVP
- C-USA All-Tournament Team
- CGI Great Alaska Shootout All-Tournament Team

NOTABLES -

POSTSEASON VETERANS

Middle Tennessee went to its fifth postseason tournament in seven years in 2015-16. It was the Blue Raiders' second NCAA Tournament appearance in the last four years as they notched the program's third-ever NCAA Tournament victory with a 90-81 win against No. 2 seed Michigan State. The win was not only great for MT, but helped put Conference USA back in the spotlight after No. 14 seed UAB defeated No. 3 seed Iowa State in 2015. Prior to last season's postseason appearance, the Raiders had appeared in the 2013 NCAA Tournament, 2012 NIT and 2010 and 2015 CIT.

BLUE RAIDER ACCOLADES

Reggie Upshaw led the Blue Raiders on the court throughout the season and was rewarded with a Third Team All-Conference USA nod. His 17.7-point, 8-rebound performance at the Conference USA Tournament also earned him Tournament MVP honors. Giddy Potts also joined Upshaw on the All-C-USA Third Team in his sophomore campaign while senior Perrin Buford made the All-C-USA Tournament Team for the second consecutive season.

GIDDY UP

Giddy Potts caught fire in January as the Blue Raiders began conference play, logging three 25-point performances in a five-game stretch before vaulting himself to a statistical national championship for 3-point percentage. Potts

scored 26 points against UTSA (Jan. 9), a career-high 29 at Charlotte (Jan. 14) and 27 against Rice (Jan. 23), hitting a combined 18 triples in the three contests. He finished the season with a national-best 50.6 percent mark from 3-point range, also a new MT single-season record, and hit 79 triples on the year, the second most in a single season in MT history. The rising junior is already eighth in MT history in 3-pointers made (125) with two full seasons of eligibility remaining.

COMING THROUGH IN THE CLUTCH

The Blue Raiders were among the best in the country in 2015-16 in tight games, going 9-1 in contests decided by three points or less. The experience and ability to pull out close contests down the stretch proved extremely valuable for the Blue Raiders in the postseason as they were down two in the final minute of the Conference USA Championship Game before coming back to defeat Old Dominion, 55-53, to earn their first C-USA title and head to the big dance.

SHUFFLING LINEUPS

Injuries to a number of key players throughout the 2015-16 season saw Head Coach Kermit Davis give a number of different starting lineups a try, using 11 different starting five combinations on the year. His preferred five throughout the postseason, when the Blue Raiders were able to battle through tight games against talented opponents, was used just three times in the regular season, but were battle-tested in an 88-81

overtime win on a neutral court against Auburn, providing the group with a similar experience to draw from in the postseason.

SPREAD THE LOVE

MT had four different players average double digit points in 2015-16, just a season after no Blue Raider was able to average double digit points in 2014-15. Giddy Potts led the group at 14.9 points per game while 2014-15 leading scorer Reggie Upshaw upped his output to 13.7 points per game. Perrin Buford added 12.0 points per game and Darnell Harris totaled 11.7 points per game on the season.

STACKING UP WITH NO. 1

Junior forward Reggie Upshaw has been one of the most versatile players the Blue Raiders have had since beginning his collegiat career in the 2013-14 season, but put up a combination of numbers at the power forward spot in 2015-16 that are hard to match. The Chattanooga native logged 13.7 points per game, good for second on the team, and had MT highs in rebounds per game (8.5), assists (76) and steals (51). Only one other player in the country was able to match Upshaw's productivity in all four statistics - the No. 1 overall pick in the NBA Draft, LSU's Ben Simmons.

DAVIS WINS

Head Coach Kermit Davis collected his 275th career win at Middle Tennessee in the C-USA semi-finals vs Marshall. He is the only coach in program history to earn 200+ wins and has a winning percentage of over 61 percent with the Blue Raiders in 449 games. In a 14-year span Davis is 157-49 at home. He also logged his 400th career win as a head coach in a regular season win at Old Dominion on Jan. 16, 2016.

DAVIS: BEST COACH FOR THE MONEY

Coach Davis was named to the Forbes list of Best College Basketball Coaches for the Money in 2015. Davis was No. 4 on the list, only behind San Diego State's Steve Fisher, Syracuse's Jim Boheim and Gonzaga's Mark Few.

DAVIS IN MARCH

It is all about March Madness with the close of the regular season and postseason tournaments. Head Coach Kermit Davis has a winning record at MT in the month of March with a 30-21 record after going 6-1 in the final month of the 2015-16 season.

C-USA CHAMPIONS

Middle Tennessee has earned at least a share of the conference regular season title five of the last seven years. Last season, the Blue Raiders captured their first C-USA Tournament title after going 13-5 during conference play and earning the No. 2 seed. Three seasons ago, the Blue Raiders were in their first season with Conference USA and procured a 13-3 record in conference play to grab a share of the regular season title.

STRONG DEFENSE MAKES 70 THE MAGIC NUMBER

The Blue Raiders were 24-8 last season when scoring 70 or more points and they held their opponents to 68.9 points per game last season. Middle Tennessee's defense forced its opponents into 469 turnovers. The Blue Raiders ranked second in C-USA behind only Old Dominion who averaged 61.6 points allowed per game.

HOME COURT ADVANTAGE

The Blue Raiders have been dominant at home as they went 11-3 last season and hold a record of 67-11 at the Murphy Center in the last five seasons. The Blue Raiders have won double digit games at home each of the past nine years and 12 of the last 14 seasons under Head Coach Kermit Davis. Middle Tennessee went 16-0 in home games during its 2012-13 campaign, including a win at Bridgestone Arena.

TOUGH OPPONENTS

Head Coach Kermit Davis isn't scared to schedule tough opponents in the non-conference to prepare his team for postseason play. MT had a challenging road schedule with contests at Murray State, Georgia State, South Dakota State and a neutral site game against Auburn in non-conference action last season. In 2016-17, the Raiders will face SEC foes Ole Miss on the road and Vanderbilt at home while also making return trips to VCU and Belmont while hosting Georgia State in a return trip. The Blue Raiders will see three teams that were 2016 NCAA Tournament teams in UNC Wilmington, Vanderbilt and VCU. The Kermit Davis era at Middle Tennessee has seen the Raiders play the likes of top tier programs such as Iowa, Xavier, Purdue, VCU, Villanova, Louisville, Memphis, Tennessee, UCLA, Saint Mary's, Cincinnati and Florida.

UPSHAW JOINS THE 1,000-POINT CLUB

Blue Raider forward Reggie Upshaw became the 32nd member of Middle Tennessee's 1,000-point club when he sank a free throw early in the Conference USA semifinal matchup against Marshall. He finished his junior campaign with 1,048 total points for his career, placing him 27th all-time at Middle. Matching last season's point total of 480 would put him in a tie for fourth all-time in career points at MT while he would need 569 to move into third, 575 to move into second and 727 to move past Desmond "Boogie" Yates for first all-time. Upshaw has also climbed the ranks in several other categories, standing in a tie for fifth in career blocks (79), ninth in career steals (111), tied for 12th in career double-doubles (14) and 15th in career rebounds (665).

SIGN THE DOTTED LINE

The Blue Raiders signed Antwain Johnson, Tyrik Dixon and Davion Thomas to the 2016-17 squad. Johnson is a sophomore from Greenwood, Fla., who played his freshman season at Chipola (Fla.) College. He averaged 15.9 points per game as a freshman while pulling down 3.1 boards and adding 1.8 assists and one steal per contest. The 6-foot-2 guard was also named Team MVP at Malone High School where he won a state championship as a junior and went to the state semifinals as a senior. Dixon is a freshman who hails from Bentonville, Ark., where he played his final two seasons at Southwest Christian Academy. The 6-foot-1 guard averaged 20 points and 10 assists per game while adding seven boards per contest as a senior. He was named Team MVP as a senior and was an NACA First Team All-American. Thomas joins the Blue Raiders from Columbus, Ga., where he played prep ball at Northside High School. The 6-foot-9 forward scored 17 points per game to lead his team as a senior in high school and also logged 8.8 blocks and a team-high 4.4 rebounds per outing.

TENNESSEE'S FINEST

Middle Tennessee tops the list of the 12 NCAA D-I teams in the state of Tennessee in total wins since the beginning of the 2011-12 season. The Blue Raiders boast 123 wins over the five-year span, more than Belmont (121), Memphis (119), Vanderbilt (96) and Tennessee (94).

NEW CONFERENCE, SAME WINNING WAYS

The Blue Raiders have transitioned nicely into Conference USA, continuing to be a perennial contender in conference play. Middle Tennessee has won 68 games since joining C-USA prior to the 2013-14 season, second only to LA Tech (79) and ahead of Old Dominion (67) and UTEP (64).

RAIDERS BY THE NUMBERS

Overall record	25-10
At home	11-3
On road	8-5
Neutral site	6-2
vs. Ranked Teams	1-0
vs. Conference USA	13-5
Conference USA Home	7-2
Conference USA Away	6-3
vs. ACC	0-1
vs. Atlantic 10	0-1
vs. Big South	1-0
vs. Big Ten	1-0
vs. MAC	1-0
vs. OVC	2-1
vs. SEC	1-0
vs. Summit League	0-1
vs. Sun Belt	1-1
vs. Div. II	2-0
When leading at halftime	18-2
When tied at halftime	1-0
When trailing at halftime	6-8
Leading with 5:00 left (regulation)	21-1
Trailing with 5:00 left (regulation)	4-9
Tied with 5:00 left (regulation)	0-0
When MT wins the tip-off	17-6
When opponent wins the tip-off	8-4
When MT scores first	13-3
When opponent scores first	12-7
In games decided by 3 points or less	9-1
In games decided by 4-10 points	7-4
When MT shoots 50% or better	6-0
When MT shoots 40-49%	17-2
When MT shoots 30-39%	2-7
When MT shoots less than 30%	0-1
When scoring 90 or more points	2-0
When scoring 80-89 points	8-0
When scoring 70-79 points	7-1
When scoring 60-69 points	7-7
When scoring 50-59 points	1-2
When scoring less than 50 points	0-0
When MT outrebounds opponents	15-4
When MT is outrebounded	8-6
When rebounds are even	2-0
In overtime games	1-0
On Monday	0-0
On Tuesday	1-2
On Wednesday	0-1
On Thursday	8-3
On Friday	3-0
On Saturday	13-0
On Sunday	0-4
In November	4-1
In December	4-3
In January	7-2
In February	4-3
In March	6-1



THE STAT CREW SYSTEM

Middle Tennessee Combined Team Statistics (March 20, 2016)

All games

RECORD:	OVERALL	HOME	AWAY	NEUTRAL
ALL GAMES	25-10	11-3	8-5	6-2
CONFERENCE	13-5	7-2	6-3	0-0
NON-CONFERENCE	12-5	4-1	2-2	6-2

#	Player	gp-gs	min	avg	Total		3-Point		F-Throw		Rebounds				Other				pts	avg		
					fg-fga	fg%	3fg-fga	3fg%	ft-fga	ft%	off	def	tot	avg	pf	dq	a	to			blk	stl
20	Potts,Giddy	28-27	812	29.0	139-282	.493	79-156	.506	61-80	.763	26	124	150	5.4	84	3	36	31	10	30	418	14.9
30	Upshaw,Reggie	35-35	1090	31.1	185-372	.497	27-71	.380	83-168	.494	103	195	298	8.5	81	0	76	64	29	51	480	13.7
02	Buford,Perrin	35-30	1017	29.1	164-324	.506	16-38	.421	76-111	.685	63	143	206	5.9	90	3	69	67	40	25	420	12.0
00	Harris,Darnell	35-32	931	26.6	138-336	.411	58-146	.397	75-117	.641	48	93	141	4.0	91	2	43	47	23	17	409	11.7
10	Raymond,Jaquawn	35-15	829	23.7	59-146	.404	32-91	.352	36-56	.643	13	59	72	2.1	83	1	64	46	4	34	186	5.3
11	Simpson,Edward	30-14	651	21.7	51-137	.372	29-85	.341	19-39	.487	12	67	79	2.6	53	1	54	26	2	15	150	5.0
24	Copeland,Quavius	35-8	524	15.0	66-158	.418	11-46	.239	22-34	.647	2	30	32	0.9	41	0	63	53	0	13	165	4.7
05	Ivory,Jacob	16-11	257	16.1	14-41	.341	1-7	.143	31-34	.912	2	23	25	1.6	27	1	28	16	1	11	60	3.8
04	Habersham,Xavier	34-2	381	11.2	37-105	.352	22-64	.344	9-17	.529	12	40	52	1.5	44	0	9	13	5	3	105	3.1
15	Foote,Aldonis	29-0	253	8.7	34-70	.486	4-11	.364	13-23	.565	17	45	62	2.1	47	1	13	15	1	11	85	2.9
03	Phillips,Joshua	27-1	144	5.3	12-24	.500	0-1	.000	7-16	.438	12	31	43	1.6	31	1	0	16	3	4	31	1.1
25	Gamble,Karl	32-0	136	4.3	10-30	.333	0-0	.000	10-23	.435	13	21	34	1.1	28	0	0	8	5	1	30	0.9
Team											46	43	89		2		17					
Total.....		35	7025		909-2025	.449	279-716	.390	442-718	.616	369	914	1283	36.7	702	13	455	419	123	215	2539	72.5
Opponents.....		35	7024		824-1902	.433	232-664	.349	530-794	.668	314	899	1213	34.7	653	-	419	469	101	206	2410	68.9

TEAM STATISTICS	MT	OPP	Date	Opponent	Score	Att.
SCORING	2539	2410	11/17/15	at Murray State	L 65-76	3070
Points per game	72.5	68.9	11/21/15	at Tennessee State	w 69-66	1500
Scoring margin	+3.7	-	\$ 11/26/15	at Alaska Anchorage	w 75-72	2478
FIELD GOALS-ATT	909-2025	824-1902	\$ 11/27/15	vs UNC Asheville	w 63-61	2822
Field goal pct	.449	.433	\$ 11/28/15	vs Toledo	w 78-70	3132
3 POINT FG-ATT	279-716	232-664	12/2/15	VCU	L 56-62	8882
3-point FG pct	.390	.349	12/5/15	SOUTH ALABAMA	w 68-55	4106
3-pt FG made per game	8.0	6.6	& 12/12/15	AUBURN	Wot 88-81	7322
FREE THROWS-ATT	442-718	530-794	12/17/15	BELMONT UNIVERSITY	w 83-62	5555
Free throw pct	.616	.668	12/22/15	at Georgia State	L 62-64	1819
F-Throws made per game	12.6	15.1	^ 12/27/15	vs South Dakota State	L 61-65	3200
REBOUNDS	1283	1213	12/30/15	TREVECCA	w 82-67	3122
Rebounds per game	36.7	34.7	* 01/03/16	at UAB	L 67-78	4279
Rebounding margin	+2.0	-	* 01/07/16	UTEP	w 78-72	4105
ASSISTS	455	419	* 01/09/16	UTSA	w 79-71	4632
Assists per game	13.0	12.0	* 01/14/16	at Charlotte	w 73-72	3914
TURNOVERS	419	469	* 1/16/16	at Old Dominion	w 64-61	7067
Turnovers per game	12.0	13.4	* 01/21/16	NORTH TEXAS	w 86-64	3826
Turnover margin	+1.4	-	* 01/23/16	RICE	w 87-73	4104
Assist/turnover ratio	1.1	0.9	* 1/28/16	at Marshall	L 66-82	5724
STEALS	215	206	* 01/30/16	at WKU	w 66-64	5259
Steals per game	6.1	5.9	* 02/04/16	FAU	w 85-73	5411
BLOCKS	123	101	* 02/06/16	FIU	w 67-66	5298
Blocks per game	3.5	2.9	* 2/11/16	at LA Tech	L 63-73	5011
ATTENDANCE	72569	106565	* 2/13/16	at Southern Miss	w 76-54	2917
Home games-Avg/Game	14-5184	13-3577	* 02/21/16	UAB	L 67-77	7822
Neutral site-Avg/Game	-	8-7508	* 02/25/16	WKU	L 72-78	4333
Score by Periods	1st	2nd	OT	Totals		
Middle Tennessee	1197	1327	15	2539		
Opponents	1099	1303	8	2410		
					* 02/27/16	MARSHALL
					* 3/3/16	at FAU
					* 03/05/16	at FIU
					# 03/10/16	vs Charlotte
					# 03/11/16	vs Marshall
					# 03/12/16	vs Old Dominion
					! 3/18/16	vs Michigan State
					! 3/20/16	vs Syracuse



THE STAT CREW SYSTEM

Middle Tennessee Combined Team Statistics (March 20, 2016)

Conference games

RECORD:	OVERALL	HOME	AWAY	NEUTRAL
ALL GAMES	13-5	7-2	6-3	0-0
CONFERENCE	13-5	7-2	6-3	0-0
NON-CONFERENCE	0-0	0-0	0-0	0-0

#	Player	gp-gs	min	avg	Total		3-Point		F-Throw		Rebounds				pf	dq	a	to	blk	stl	pts	avg		
					fg-fga	fg%	3fg-fga	3fg%	ft-fga	ft%	off	def	tot	avg										
20	Potts,Giddy	14-14	395	28.2	73-159	.459	43-87	.494	23-36	.639	17	53	70	5.0	43	1	16	8	4	19	212	15.1		
30	Upshaw,Reggie	18-18	568	31.6	89-192	.464	16-41	.390	44-91	.484	55	107	162	9.0	36	0	41	30	15	29	238	13.2		
02	Buford,Perrin	18-18	521	28.9	89-168	.530	8-21	.381	36-56	.643	39	69	108	6.0	46	1	39	29	20	15	222	12.3		
00	Harris,Darnell	18-17	480	26.7	73-171	.427	33-77	.429	27-46	.587	25	34	59	3.3	56	2	24	25	7	7	206	11.4		
10	Raymond,Jaqawn	18-5	341	18.9	30-70	.429	14-44	.318	12-23	.522	6	22	28	1.6	37	0	24	21	2	14	86	4.8		
11	Simpson,Edward	18-6	360	20.0	28-80	.350	17-50	.340	9-20	.450	9	40	49	2.7	34	1	31	16	2	8	82	4.6		
24	Copeland,Quavius	18-2	249	13.8	33-77	.429	5-20	.250	9-10	.900	0	13	13	0.7	22	0	32	17	0	4	80	4.4		
05	Ivory,Jacob	12-10	196	16.3	10-27	.370	1-5	.200	24-26	.923	2	15	17	1.4	19	1	24	12	1	8	45	3.8		
04	Habersham,Xavier	18-0	235	13.1	24-60	.400	14-33	.424	3-6	.500	9	26	35	1.9	23	0	6	8	1	3	65	3.6		
15	Foote,Aldonis	15-0	138	9.2	20-38	.526	4-8	.500	4-12	.333	10	27	37	2.5	26	1	6	10	1	5	48	3.2		
25	Gamble,Karl	16-0	59	3.7	7-15	.467	0-0	.000	6-12	.500	7	9	16	1.0	13	0	0	2	1	0	20	1.3		
03	Phillips,Joshua	13-0	59	4.5	6-15	.400	0-0	.000	0-6	.000	7	11	18	1.4	20	1	0	6	1	1	12	0.9		
Team											24	18	42					1	10					
Total.....		18	3601	482-1072		.450	155-386		.402	197-344		.573	210	444	654	36.3	376	8	243	194	55	113	1316	73.1
Opponents.....		18	3599	414-918		.451	114-309		.369	307-442		.695	139	466	605	33.6	328	-	204	236	52	93	1249	69.4

TEAM STATISTICS	MT	OPP	Date	Opponent	Score	Att.
SCORING	1316	1249	* 01/03/16	at UAB	L 67-78	4279
Points per game	73.1	69.4	* 01/07/16	UTEP	w 78-72	4105
Scoring margin	+3.7	-	* 01/09/16	UTSA	w 79-71	4632
FIELD GOALS-ATT	482-1072	414-918	* 01/14/16	at Charlotte	w 73-72	3914
Field goal pct	.450	.451	* 1/16/16	at Old Dominion	w 64-61	7067
3 POINT FG-ATT	155-386	114-309	* 01/21/16	NORTH TEXAS	w 86-64	3826
3-point FG pct	.402	.369	* 01/23/16	RICE	w 87-73	4104
3-pt FG made per game	8.6	6.3	* 1/28/16	at Marshall	L 66-82	5724
FREE THROWS-ATT	197-344	307-442	* 01/30/16	at WKU	w 66-64	5259
Free throw pct	.573	.695	* 02/04/16	FAU	w 85-73	5411
F-Throws made per game	10.9	17.1	* 02/06/16	FIU	w 67-66	5298
REBOUNDS	654	605	* 2/11/16	at LA Tech	L 63-73	5011
Rebounds per game	36.3	33.6	* 2/13/16	at Southern Miss	w 76-54	2917
Rebounding margin	+2.7	-	* 02/21/16	UAB	L 67-77	7822
ASSISTS	243	204	* 02/25/16	WKU	L 72-78	4333
Assists per game	13.5	11.3	* 02/27/16	MARSHALL	w 83-74	4051
TURNOVERS	194	236	* 3/3/16	at FAU	w 76-59	1040
Turnovers per game	10.8	13.1	* 03/05/16	at FIU	w 61-58	2422
Turnover margin	+2.3	-				
Assist/turnover ratio	1.3	0.9				
STEALS	113	93				
Steals per game	6.3	5.2				
BLOCKS	55	52				
Blocks per game	3.1	2.9				
ATTENDANCE	43582	37633				
Home games-Avg/Game	9-4842	9-4181				
Neutral site-Avg/Game	-	0-0				

\$ - The Great Alaska Shootout (Anchorage, Alaska)
 & - Bridgestone Arena (Nashville, Tenn.)
 ^ - The Pentagon (Sioux Falls, S.D.)
 * - C-USA Contest
 # - C-USA Tournament (Birmingham, Ala.)
 ! - NCAA Tournament (St. Louis, Mo.)

Score by Periods	1st	2nd	Totals
Middle Tennessee	629	687	1316
Opponents	572	677	1249



THE STAT CREW SYSTEM

Middle Tennessee Season Schedule/Results & Leaders (March 20, 2016)

All games

RECORD:	OVERALL	HOME	AWAY	NEUTRAL
ALL GAMES	25-10	11-3	8-5	6-2
CONFERENCE	13-5	7-2	6-3	0-0
NON-CONFERENCE	12-5	4-1	2-2	6-2

Date	Opponent	Score	Att.	High Points	High Rebounds
11/17/15	at Murray State	65-76 L	3070	(16)Upshaw,Reggie	(10)Buford,Perrin
11/21/15	at Tennessee State	W 69-66	1500	(21)Potts,Giddy	(11)Upshaw,Reggie
11/26/15	\$at Alaska Anchorage	W 75-72	2478	(18)Buford,Perrin	(8)Phillips,Joshua
11/27/15	\$vs UNC Asheville	W 63-61	2822	(15)Harris,Darnell	(7)Harris,Darnell
11/28/15	\$vs Toledo	W 78-70	3132	(17)Upshaw,Reggie	(8)Harris,Darnell
12/2/15	VCU	W 56-62 L	8882	(17)Harris,Darnell	(12)Upshaw,Reggie
12/5/15	SOUTH ALABAMA	W 68-55	4106	(20)Harris,Darnell	(14)Potts,Giddy
12/12/15	&AUBURN	Wot 88-81	7322	(21)Upshaw,Reggie	(13)Upshaw,Reggie
12/17/15	BELMONT UNIVERSITY	W 83-62	5555	(20)Buford,Perrin	(8)Harris,Darnell
12/22/15	at Georgia State	62-64 L	1819	(18)Upshaw,Reggie (18)Harris,Darnell	(10)Upshaw,Reggie
12/27/15	^vs South Dakota State	61-65 L	3200	(14)Harris,Darnell	(8)Upshaw,Reggie
12/30/15	TREVECCA	W 82-67	3122	(32)Upshaw,Reggie	(12)Upshaw,Reggie
01/03/16	*at UAB	67-78 L	4279	(21)Upshaw,Reggie	(6)Upshaw,Reggie (6)Raymond,Jaqawn
01/07/16	*UTEP	W 78-72	4105	(21)Harris,Darnell	(12)Upshaw,Reggie
01/09/16	*UTSA	W 79-71	4632	(26)Potts,Giddy	(8)Upshaw,Reggie
01/14/16	*at Charlotte	W 73-72	3914	(29)Potts,Giddy	(13)Upshaw,Reggie
1/16/16	*at Old Dominion	W 64-61	7067	(19)Harris,Darnell	(7)Buford,Perrin
01/21/16	*NORTH TEXAS	W 86-64	3826	(16)Buford,Perrin	(11)Buford,Perrin
01/23/16	*RICE	W 87-73	4104	(27)Potts,Giddy	(8)Buford,Perrin (8)Upshaw,Reggie
1/28/16	*at Marshall	66-82 L	5724	(16)Copeland,Quavius	(11)Upshaw,Reggie
01/30/16	*at WKU	W 66-64	5259	(22)Harris,Darnell	(10)Upshaw,Reggie
02/04/16	*FAU	W 85-73	5411	(19)Upshaw,Reggie	(8)Upshaw,Reggie
02/06/16	*FIU	W 67-66	5298	(16)Buford,Perrin	(8)Upshaw,Reggie
2/11/16	*at LA Tech	63-73 L	5011	(20)Harris,Darnell	(12)Upshaw,Reggie
2/13/16	*at Southern Miss	W 76-54	2917	(19)Simpson,Edward	(8)Upshaw,Reggie
02/21/16	*UAB	67-77 L	7822	(13)Copeland,Quavius (13)Potts,Giddy	(6)Upshaw,Reggie
02/25/16	*WKU	72-78 L	4333	(19)Potts,Giddy	(12)Potts,Giddy
02/27/16	*MARSHALL	W 83-74	4051	(21)Buford,Perrin	(9)Upshaw,Reggie
3/3/16	*at FAU	W 76-59	1040	(18)Buford,Perrin	(11)Buford,Perrin
03/05/16	*at FIU	W 61-58	2422	(22)Upshaw,Reggie	(13)Upshaw,Reggie
03/10/16	#vs Charlotte	W 79-61	9797	(27)Upshaw,Reggie	(9)Potts,Giddy (9)Upshaw,Reggie
03/11/16	#vs Marshall	W 99-90	6176	(20)Raymond,Jaqawn	(9)Upshaw,Reggie
03/12/16	#vs Old Dominion	W 55-53	5519	(14)Potts,Giddy	(6)Buford,Perrin (6)Upshaw,Reggie
3/18/16	!vs Michigan State	W 90-81	14250	(21)Upshaw,Reggie	(7)Buford,Perrin
3/20/16	!vs Syracuse	50-75 L	15169	(11)Harris,Darnell	(8)Upshaw,Reggie

\$ - The Great Alaska Shootout (Anchorage, Alaska)

& - Bridgestone Arena (Nashville, Tenn.)

^ - The Pentagon (Sioux Falls, S.D.)

* - C-USA Contest

- C-USA Tournament (Birmingham, Ala.)

! - NCAA Tournament (St. Louis, Mo.)

Attendance Summary	Games	Attend	Avg/Game
Home	14	72569	5184
Away	13	46500	3577
Neutral	8	60065	7508
Total	35	179134	5118



THE STAT CREW SYSTEM

Middle Tennessee Team Game-by-Game (March 20, 2016)

All games

TEAM STATISTICS

Opponent	Date	Score		Total		3-Pointers		Free throws		Rebounds				pf	a	t/o	blk	stl	pts	avg
				fg-fga	pct	3fg-fga	pct	ft-fta	pct	off	def	tot	avg							
at Murray State	11/17/15	65-76	L	21-53	.396	6-17	.353	17-25	.680	7	30	37	37.0	21	12	15	1	6	65	65.0
at Tennessee State	11/21/15	69-66	W	22-53	.415	10-23	.435	15-27	.556	9	26	35	36.0	26	10	12	1	6	69	67.0
at Alaska Anchorage	11/26/15	75-72	W	23-49	.469	6-16	.375	23-28	.821	8	27	35	35.7	23	17	18	2	4	75	69.7
vs UNC Asheville	11/27/15	63-61	W	24-50	.480	9-25	.360	6-16	.375	4	27	31	34.5	19	17	13	6	4	63	68.0
vs Toledo	11/28/15	78-70	W	28-53	.528	10-23	.435	12-18	.667	5	25	30	33.6	19	16	9	0	6	78	70.0
VCU	12/2/15	56-62	L	20-56	.357	4-21	.190	12-18	.667	8	34	42	35.0	17	11	17	6	5	56	67.7
SOUTH ALABAMA	12/5/15	68-55	W	22-48	.458	11-19	.579	13-22	.591	10	35	45	36.4	22	15	19	8	5	68	67.7
AUBURN	12/12/15	88-81	Wot	30-66	.455	8-22	.364	20-30	.667	13	34	47	37.8	21	14	12	3	5	88	70.2
BELMONT UNIVERSITY	12/17/15	83-62	W	32-69	.464	7-22	.318	12-19	.632	10	36	46	38.7	20	11	9	8	8	83	71.7
at Georgia State	12/22/15	62-64	L	20-52	.385	7-22	.318	15-22	.682	13	22	35	38.3	19	11	16	1	8	62	70.7
vs South Dakota State	12/27/15	61-65	L	23-59	.390	4-13	.308	11-16	.688	5	27	32	37.7	24	10	11	5	8	61	69.8
TREVECCA	12/30/15	82-67	W	31-64	.484	6-19	.316	14-22	.636	15	29	44	38.2	17	10	11	6	7	82	70.8
at UAB	01/03/16	67-78	L	20-51	.392	11-25	.440	16-25	.640	9	20	29	37.5	26	13	12	4	2	67	70.5
UTEP	01/07/16	78-72	W	29-69	.420	9-25	.360	11-19	.579	17	27	44	38.0	20	15	8	4	4	78	71.1
UTSA	01/09/16	79-71	W	24-53	.453	9-29	.310	22-35	.629	10	25	35	37.8	24	15	11	2	11	79	71.6
at Charlotte	01/14/16	73-72	W	28-59	.475	9-16	.563	8-17	.471	14	28	42	38.1	24	13	11	4	4	73	71.7
at Old Dominion	1/16/16	64-61	W	24-51	.471	6-16	.375	10-20	.500	7	25	32	37.7	23	13	7	1	1	64	71.2
NORTH TEXAS	01/21/16	86-64	W	37-71	.521	8-24	.333	4-11	.364	15	30	45	38.1	23	19	13	6	8	86	72.1
RICE	01/23/16	87-73	W	34-62	.548	9-19	.474	10-22	.455	14	25	39	38.2	20	16	15	2	11	87	72.8
at Marshall	1/28/16	66-82	L	25-65	.385	3-16	.188	13-20	.650	15	28	43	38.4	20	3	14	2	7	66	72.5
at WKU	01/30/16	66-64	W	23-60	.383	7-21	.333	13-21	.619	10	25	35	38.2	24	11	9	2	6	66	72.2
FAU	02/04/16	85-73	W	29-65	.446	9-16	.563	18-27	.667	15	23	38	38.2	22	13	9	7	7	85	72.8
FIU	02/06/16	67-66	W	25-60	.417	11-29	.379	6-14	.429	8	21	29	37.8	16	15	7	3	7	67	72.5
at LA Tech	2/11/16	63-73	L	27-68	.397	5-21	.238	4-10	.400	13	25	38	37.8	21	14	14	0	8	63	72.1
at Southern Miss	2/13/16	76-54	W	26-53	.491	16-27	.593	8-15	.533	11	26	37	37.8	18	17	11	1	10	76	72.3
UAB	02/21/16	67-77	L	25-55	.455	9-22	.409	8-13	.615	8	12	20	37.1	21	13	9	2	7	67	72.1
WKU	02/25/16	72-78	L	27-58	.466	10-23	.435	8-18	.444	10	19	29	36.8	17	11	9	2	4	72	72.1
MARSHALL	02/27/16	83-74	W	28-57	.491	11-21	.524	16-24	.667	10	26	36	36.8	20	14	12	2	8	83	72.5
at FAU	3/3/16	76-59	W	31-66	.470	7-20	.350	7-10	.700	16	30	46	37.1	17	16	14	4	6	76	72.6
at FIU	03/05/16	61-58	W	20-49	.408	6-16	.375	15-23	.652	8	29	37	37.1	20	12	9	7	2	61	72.2
vs Charlotte	03/10/16	79-61	W	29-53	.547	5-16	.313	16-25	.640	9	31	40	37.2	16	10	17	7	9	79	72.4
vs Marshall	03/11/16	99-90	W	31-53	.585	6-13	.462	31-41	.756	6	28	34	37.1	17	16	13	3	6	99	73.2
vs Old Dominion	03/12/16	55-53	W	19-52	.365	6-16	.375	11-16	.688	9	24	33	37.0	17	8	13	4	5	55	72.7
vs Michigan State	3/18/16	90-81	W	33-59	.559	11-19	.579	13-21	.619	10	18	28	36.7	13	16	10	5	6	90	73.2
vs Syracuse	3/20/16	50-75	L	19-64	.297	8-24	.333	4-8	.500	18	17	35	36.7	15	8	10	2	4	50	72.5
Middle Tennessee		2539		909-2025	.449	279-716	.390	442-718	.616	369	914	1283	36.7	702	455	419	123	215	2539	72.5
Opponents		2410		824-1902	.433	232-664	.349	530-794	.668	314	899	1213	34.7	653	419	469	101	206	2410	68.9

Games played: 35
 Points/game: 72.5
 FG Pct: 44.9
 3FG Pct: 39.0
 FT Pct: 61.6

Rebounds/game: 36.7
 Assists/game: 13.0
 Turnovers/game: 12.0
 Assist/turnover ratio: 1.1
 Steals/game: 6.1
 Blocks/game: 3.5



STATISTICAL HIGHS/LOWS

Blue Raider Highs

Points.....	99 vs. Marshall (3/11)
FG Made.....	37 vs. North Texas (1/21)
FG %	58.5 vs. Marshall (3/11)
3-Pointers Made	16 at Southern Miss (2/13)
3-Pt FG %	59.3 at Southern Miss (12/19)
FT Made	31 vs. Marshall (3/11)
FT %	82.1 at Alaska-Anchorage (11/26)
Rebounds	47 vs. Auburn (12/12)
Assists	19 vs. North Texas (1/21)
Steals	11 vs. Rice (1/23)
.....	11 vs. UTSA (1/9)
Blocked Shots.....	8 vs. Belmont (12/17)
.....	8 vs. South Alabama (12/5)
Turnovers	19 vs. South Alabama (12/5)
Fouls.....	26 at UAB (1/3)
.....	26 at Tennessee State (11/21)

Blue Raider Lows

Points.....	50 vs. Syracuse (3/20)
FG Made.....	19 vs. Old Dominion (3/12)
.....	19 vs. Syracuse (3/20)
FG %	29.7 vs. Syracuse (3/20)
3-Pointers Made	3 at Marshall (1/28)
3-Pt FG %	18.8 at Marshall (1/28)
FT Made	4 vs. North Texas (1/21)
.....	4 at LA Tech (2/11)
.....	4 vs. Syracuse (3/20)
FT %	36.4 vs. North Texas (1/21)
Rebounds	20 vs. UAB (2/21)
Assists	3 at Marshall (1/28)
Steals	1 at Old Dominion (1/16)
Blocked Shots.....	0 vs. Toledo (11/28)
.....	0 at LA Tech (2/11)
Turnovers	7 at Old Dominion (1/16)
.....	7 vs. FIU (2/6)
Fouls.....	13 vs. Michigan State (3/18)

RAIDERS HOME/ON THE ROAD

Category	Home	Away	Neut.
Record	11-3	8-5	6-2
Points/Gm	77.2	67.9	71.9
Scoring Margin	+7.6	+0.3	+2.4
Points Allowed/Gm	69.6	67.6	69.5
Field Goal%	.461	.425	.465
3-Pt. Field Goal%	.389	.387	.396
Free Throw %	.592	.624	.646
Opp. Field Goal%	.435	.428	.438
Opp. 3-Pt. FG%	.367	.343	.333
Opp. Free Throw %	.666	.697	.613
Rebounding Avg	38.5	37.0	32.9
Opp. Rebound Avg	35.3	32.8	36.6
Rebounding Margin	+3.2	+4.2	-3.7
Assists/Gm	13.7	12.5	12.6
Turnovers/Gm	11.5	12.5	12.0
Turnover Margin	+3.0	-0.2	+1.3
Asst./TO Ratio	1.2	1.0	1.1
Steals/Gm	6.9	5.4	6.0
Blocks/Gm	4.4	2.3	4.0

MISCELLANEOUS STAT FACTS

LEAD/DEFICIT TRACKER

Opponent	Big Lead (score)	Time	Big Deficit (score)	Time	Record
AT MURRAY STATE	5 (5-0)	19:11 (1ST)	14 (41-55)	13:32 (2ND)	0-1
AT TENNESSEE STATE	9 (15-6)	14:00 (1ST)	1 (18-19)	7:46 (1ST)	1-1
AT ALASKA-ANCHORAGE\$	15 (62-47)	7:01 (2ND)	3 (0-3)	19:09 (1ST)	2-1
VS. UNC ASHEVILLE\$	19 (51-32)	12:56 (2ND)	2 (0-2)	18:59 (1ST)	3-1
VS. TOLEDO\$	11 (62-51)	7:07 (2ND)	9 (14-23)	6:51 (1ST)	4-1
VCU	6 (45-39)	10:16 (2ND)	6 (22-28)	3:19 (1ST)	4-2
SOUTH ALABAMA	13 (68-55)	0:09 (2ND)	2 (29-31)	19:57 (1ST)	5-2
AUBURN&	7 (88-81)	0:10 (OT)	9 (29-38)	0:00 (1ST)	6-2
BELMONT	25 (77-52)	5:46 (2ND)	2 (3-5)	16:49 (1ST)	7-2
AT GEORGIA STATE	7 (27-20)	3:10 (1ST)	5 (38-43)	13:08 (2ND)	7-3
VS. SOUTH DAKOTA STATE^	5 (27-22)	3:46 (1ST)	11 (3-14)	13:42 (1ST)	7-4
TREVECCA	23 (37-14)	4:16 (1ST)	2 (0-2)	19:19 (1ST)	8-4
AT UAB*	13 (45-32)	17:43 (2ND)	12 (63-75)	1:24 (2ND)	8-5
UTEP*	12 (26-14)	10:12 (1ST)	2 (45-47)	15:02 (2ND)	9-5
UTSA*	8 (79-71)	0:33 (2ND)	11 (34-45)	19:47 (2ND)	10-5
AT CHARLOTTE*	5 (33-28)	5:20 (1ST)	5 (7-12)	14:49 (1ST)	11-5
AT OLD DOMINION*	7 (7-0)	15:27 (1ST)	5 (24-29)	19:40 (2ND)	12-5
NORTH TEXAS*	25 (86-61)	0:41 (2ND)	4 (0-4)	17:14 (1ST)	13-5
RICE*	26 (55-29)	17:16 (2ND)	2 (14-16)	11:21 (1ST)	14-5
AT MARSHALL*	4 (7-3)	16:03 (1ST)	24 (49-73)	7:52 (2ND)	14-6
AT WKU*	19 (38-19)	19:37 (2ND)	4 (54-58)	4:51 (2ND)	15-6
FLORIDA ATLANTIC*	18 (62-44)	11:31 (2ND)	3 (0-3)	19:29 (1ST)	16-6
FIU*	7 (16-9)	12:45 (1ST)	9 (45-54)	7:39 (2ND)	17-6
AT LA TECH*	7 (14-7)	13:52 (1ST)	17 (32-49)	11:29 (2ND)	17-7
AT SOUTHERN MISS*	22 (76-54)	2:40 (2ND)	10 (2-12)	13:24 (1ST)	18-7
UAB*	1 (26-25)	4:46 (1ST)	18 (38-56)	13:02 (2ND)	18-8
WKU*	3 (33-30)	3:40 (1ST)	10 (45-55)	14:17 (2ND)	18-9
MARSHALL*	16 (56-40)	17:27 (2ND)	2 (59-61)	8:23 (2ND)	19-9
AT FLORIDA ATLANTIC*	17 (62-45)	7:43 (2ND)	N/A	N/A	20-9
AT FIU*	7 (47-40)	13:23 (2ND)	5 (0-5)	17:38 (1ST)	21-9
VS. CHARLOTTE#	18 (64-46)	6:19 (2ND)	9 (27-36)	1:12 (1ST)	22-9
VS. MARSHALL#	18 (52-34)	16:57 (2ND)	5 (13-18)	10:41 (1ST)	23-9
VS. OLD DOMINION#	5 (46-41)	8:07 (2ND)	7 (26-33)	18:05 (2ND)	24-9
VS. MICHIGAN STATE!	13 (15-2)	15:30 (1ST)	N/A	N/A	25-9
VS. SYRACUSE!	2 (33-31)	18:38 (2ND)	28 (47-75)	0:15 (2ND)	25-10

STARTING LINEUP TRACKER

MURRAY STATE	L, 65-76	RAYMOND	POTTS	BUFORD	UPSHAW	PHILLIPS -1
TENNESSEE STATE	W, 69-66	COPELAND	POTTS	BUFORD	UPSHAW	HARRIS -2
ALASKA-ANCHORAGE\$	W, 75-72	COPELAND	POTTS	SIMPSON	UPSHAW	HARRIS -3
VS. UNC ASHEVILLE\$	W, 63-61	COPELAND	POTTS	SIMPSON	UPSHAW	HARRIS -3
VS. TOLEDO\$	W, 78-70	COPELAND	POTTS	SIMPSON	UPSHAW	HARRIS -3
VCU	L, 56-62	COPELAND	POTTS	SIMPSON	UPSHAW	HARRIS -3
SOUTH ALABAMA	W, 68-55	RAYMOND	POTTS	BUFORD	UPSHAW	HARRIS -4
AUBURN&	W, 88-81 OT	RAYMOND	POTTS	BUFORD	UPSHAW	HARRIS -4
BELMONT	W, 83-62	RAYMOND	SIMPSON	BUFORD	UPSHAW	HARRIS -5
AT GEORGIA STATE	L, 62-64	RAYMOND	SIMPSON	BUFORD	UPSHAW	HARRIS -5
VS. SOUTH DAKOTA STATE^	L, 61-65	COPELAND	SIMPSON	BUFORD	UPSHAW	HARRIS -6
TREVECCA	W, 82-67	IVORY	HABERSHAM	SIMPSON	BUFORD	UPSHAW -7
AT UAB*	L, 67-78	RAYMOND	SIMPSON	BUFORD	UPSHAW	HARRIS -5
UTEP*	W, 78-72	IVORY	POTTS	BUFORD	UPSHAW	HARRIS -8
UTSA*	W, 79-71	IVORY	POTTS	BUFORD	UPSHAW	HARRIS -8
AT CHARLOTTE*	W, 73-72	IVORY	POTTS	BUFORD	UPSHAW	HARRIS -8
AT OLD DOMINION*	W, 64-61	IVORY	POTTS	BUFORD	UPSHAW	HARRIS -8
NORTH TEXAS*	W, 86-64	IVORY	POTTS	BUFORD	UPSHAW	HARRIS -8
RICE*	W, 87-73	IVORY	POTTS	BUFORD	UPSHAW	HARRIS -8
AT MARSHALL*	L, 66-82	IVORY	POTTS	BUFORD	UPSHAW	HARRIS -8
AT WKU*	W, 66-64	COPELAND	POTTS	BUFORD	UPSHAW	HARRIS -2
FLORIDA ATLANTIC*	W, 85-73	IVORY	POTTS	BUFORD	UPSHAW	HARRIS -8
FIU*	W, 67-66	IVORY	POTTS	BUFORD	UPSHAW	HARRIS -8
AT LA TECH*	L, 63-73	IVORY	POTTS	BUFORD	UPSHAW	HARRIS -8
AT SOUTHERN MISS*	W, 76-54	COPELAND	POTTS	BUFORD	UPSHAW	HARRIS -2
UAB*	L, 67-77	SIMPSON	POTTS	BUFORD	UPSHAW	HARRIS -9
WKU*	L, 72-78	RAYMOND	POTTS	SIMPSON	BUFORD	UPSHAW -10
MARSHALL*	W, 83-74	RAYMOND	SIMPSON	BUFORD	UPSHAW	HARRIS -5
AT FLORIDA ATLANTIC*	W, 76-59	RAYMOND	SIMPSON	BUFORD	UPSHAW	HARRIS -5
AT FIU*	W, 61-58	RAYMOND	SIMPSON	BUFORD	UPSHAW	HARRIS -5
VS. CHARLOTTE#	W, 79-61	RAYMOND	POTTS	BUFORD	UPSHAW	HARRIS -4
VS. MARSHALL#	W, 99-90	RAYMOND	POTTS	BUFORD	UPSHAW	HARRIS -4
VS. OLD DOMINION#	W, 55-53	RAYMOND	POTTS	BUFORD	UPSHAW	HARRIS -4
VS. MICHIGAN STATE!	W, 90-81	RAYMOND	POTTS	BUFORD	UPSHAW	HARRIS -4
VS. SYRACUSE!	L, 50-75	RAYMOND	POTTS	HABERSHAM	UPSHAW	HARRIS -11

NUMEROLOGY
276

Head coach Kermit Davis ranks first in MT history with 276 victories.

13

Games when four or more Blue Raiders scored double-digits in 2015-16.

4

In 2015, Forbes Magazine ranked Kermit Davis the fourth-best college coach for the money.

.900

The Blue Raiders had a winning percentage of .900 (9-1) in games decided by 3 points or less in 2015-16, the best in C-USA.

669

MT has converted at least one 3-point attempt in 669 consecutive games dating back to January 14, 1995.

123

Wins since the beginning of the 2011-12 season, more than any other D-I program in the state of Tennessee.

60

MT is 90-19 when scoring 60 points or more in the last four seasons.

67

Home wins since the 2011-12 season.

1

Giddy Potts was the No. 1 3-point shooter in NCAA D-I in 2015-16, making 50.6% of his attempts from deep.


THE LAST TIME...
THE LAST TIME MT.....

MT won back-to-back games...
vs. ODU (3/12/16) & vs Michigan State (3/18/15)

MT lost back-to-back games...
vs. UAB (2/21/16) & vs. WKU (2/25/16)

MT won three games in a row...
vs. Marshall (3/11/16), vs. Old Dominion (3/12/16) & vs. Michigan State (3/18/16)

MT lost three games in a row...
vs LA Tech (2/7/15), at Rice (2/12/15) & at North Texas (2/14/15)

MT played an overtime game...
vs. Auburn (12/12/15) W, 88-81 OT

MT won an overtime game...
vs. Auburn (12/12/15) W, 88-81 OT

MT scored 100 points in a game...
vs. Tennessee Temple (12/17/13), W, 102-52

MT allowed 100 points in a game...
at Tennessee (11/20/07), L, 40-109

MT scored 90 points in a game...
vs. Michigan State (3/18/16) W, 90-81

MT allowed 90 points in a game...
vs. Marshall (3/11/16) W, 99-90

MT won at the Murphy Center...
vs. Marshall (2/27/16)

MT lost at the Murphy Center...
vs. WKU (2/25/16)

MT won on the road...
at FIU (3/5/16)

MT lost on the road...
at LA Tech (2/11/16)

MT won at a neutral site...
vs. Michigan State (NCAA Tournament 3/18/16)

MT lost at a neutral site...
vs. Syracuse (3/20/16)

MT won by 20 or more points...
at Southern Miss (2/13/16)

MT lost by 20 or more points...
vs. Syracuse (3/20/16)

MT won by 30 or more points...
vs. Marshall (2/19/15) W, 90-51

MT lost by 30 or more points...
at Tennessee (11/30/10), 56-86

THE LAST TIME A BLUE RAIDER...

A MT player had a double-double...
Reggie Upshaw (22 p, 13 r) at FIU (3/5/16)

A MT player had a triple-double...
Roni Bailey (17 p, 11 r, 10 a) vs. Lyon (12/3/94)

Four MT players scored 10 or more points...
Upshaw (21), Potts (19), Buford (15), Harris (15), Raymond (11) vs. Michigan State (3/18/16)

Five MT players scored 10 or more points...
Upshaw (21), Potts (19), Buford (15), Harris (15), Raymond (11) vs. Michigan State (3/18/16)

Two MT players had 10 or more rebounds...
Buford (11) & Upshaw (10) vs. North Texas (1/21/16)

A MT player had 20 or more points...
Reggie Upshaw (21) vs. Michigan State (3/18/16)

Two MT players had 20 or more points...
Upshaw (27) & Buford (22) vs. Charlotte (3/10/16)

A MT player had 30 or more points...
Reggie Upshaw (32) vs. Trevecca (12/30/15)

A MT player had 10 rebounds...
Reggie Upshaw (13) at FIU (3/5/16)

A MT player had 15 rebounds...
Shawn Jones (18) at UAB (3/6/14)

A MT player had 20 rebounds...
Shawn Jones (20) vs. Maine (12/29/13)

A MT player had 10 assists...
Tweety Knight (10) at Ole Miss (12/14/13)

A MT player had 10 or more free throws made...
Jaqawn Raymond (10) at Rice (2/12/15)

A MT player had 10 or more field goals made...
Upshaw (10) & Buford (10) vs. Charlotte (3/10/16)

A MT player had five or more 3-pointers...
Potts (5) & Simpson (5) at Southern Miss (2/13/16)

A MT player had five or more steals...
Giddy Potts (5) vs. UTSA (1/9/16)



2015-16 BOX SCORES



Official Basketball Box Score -- Game Totals -- Final Statistics

Toledo vs Middle Tennessee

11/28/15 8:30 pm at Alaska Airlines Center - Anchorage, AK

Toledo 70 • 4-2

#	Player	Total		3-Ptr		Rebounds			PF	TP	A	TO	Blk	Stl	Min
		FG	FGA	FG	FGA	Off	Def	Tot							
35	Navigato, Nate	f	3-7	1-5	0-0	0	1	1	0	7	2	0	0	0	25
53	Boothe, Nathan	c	9-17	1-3	0-0	5	7	12	3	19	5	0	0	0	36
01	Williams, Jonathan	g	7-13	1-4	5-8	1	0	1	2	20	2	2	0	2	34
03	Mosley, Stuckey	g	4-9	1-4	0-0	0	7	7	3	9	4	4	0	0	28
13	Sanford, Jaelan	g	1-3	1-1	0-0	0	0	0	1	3	2	0	0	0	20
02	Adway, Taylor	g	0-0	0-0	0-1	1	1	2	0	0	1	1	0	0	10
10	Rogers, Nick	g	0-2	0-1	1-2	0	2	2	3	1	1	1	0	0	12
25	Lauf, Jordan	g	2-5	1-3	4-6	1	1	2	4	9	1	0	0	0	31
33	Garber, Zach	g	0-0	0-0	2-2	0	0	0	0	2	0	0	0	0	4
	Team					0	0	0							
Totals			26-56	6-21	12-19	8	19	27	16	70	18	8	0	2	200

FG % 1st Half: 13-23 56.5% 2nd half: 13-33 39.4% Game: 26-56 46.4% Deadball Rebounds 4.3
3FG % 1st Half: 3-7 42.9% 2nd half: 3-14 21.4% Game: 6-21 28.6%
FT % 1st Half: 3-5 60.0% 2nd half: 9-14 64.3% Game: 12-19 63.2%

Middle Tennessee 78 • 4-1

#	Player	Total		3-Ptr		Rebounds			PF	TP	A	TO	Blk	Stl	Min
		FG	FGA	FG	FGA	Off	Def	Tot							
00	Harris, Darnell	f	1-11	1-6	1-2	1	7	8	2	4	1	1	0	1	28
30	Upshaw, Reggie	f	7-9	1-2	2-6	2	5	7	3	17	0	1	0	0	29
11	Simpson, Edward	g	3-5	2-3	1-1	0	0	0	3	9	4	0	0	0	30
20	Potts, Giddy	g	6-10	3-6	0-0	1	5	6	4	15	4	3	0	2	28
24	Copeland, Quavius	g	4-8	0-1	0-1	0	1	1	1	8	1	1	0	0	21
02	Buford, Perrin	g	3-5	0-1	4-4	0	1	1	1	10	1	0	0	1	24
03	Phillips, Joshua	g	0-0	0-0	0-0	0	1	1	0	0	2	0	0	0	2
04	Habersham, Xavier	g	0-0	0-0	0-0	0	1	1	2	0	0	0	0	0	2
10	Raymond, Jaqawn	g	3-4	3-4	4-4	0	4	4	1	13	5	1	0	1	30
15	Foote, Aldonis	g	1-1	0-0	0-0	0	0	0	1	2	0	0	0	1	4
25	Gamble, Karl	g	0-0	0-0	0-0	0	0	0	1	0	0	0	0	0	2
	Team					1	0	1							
Totals			28-53	10-23	12-18	5	25	30	19	78	16	9	0	6	200

FG % 1st Half: 13-25 52.0% 2nd half: 15-28 53.6% Game: 28-53 52.8% Deadball Rebounds 4
3FG % 1st Half: 4-11 36.4% 2nd half: 6-12 50.0% Game: 10-23 43.5%
FT % 1st Half: 2-3 66.7% 2nd half: 10-15 66.7% Game: 12-18 66.7%

Officials: Tim Gattis, Randy Heimerman, Ken Burdett
Technical fouls: Toledo-None. Middle Tennessee-None.
Attendance: 3132
Game 12: GCI Great Alaska Shootout (Championship)
GCI Player of the Game: G. Potts (MT)

Score by periods	1st	2nd	Total
Toledo	32	38	70
Middle Tennessee	32	46	78

Last FG - TOLEDO 2nd-00:20, MT 2nd-01:04.
Largest lead - TOLEDO by 9 1st-08:51, MT by 11 2nd-07:07.

Score tied - 2 times.
Lead changed - 3 times.



Official Basketball Box Score -- Game Totals -- Final Statistics

VCU vs Middle Tennessee

12/2/15 8:02 pm at Murfreesboro, Tenn. (The Murphy Center)

VCU 62 • 5-2

#	Player	Total		3-Ptr		Rebounds			PF	TP	A	TO	Blk	Stl	Min
		FG	FGA	FG	FGA	Off	Def	Tot							
12	Alie-Cox, Mo	f	2-6	0-0	2-2	3	3	6	3	6	2	2	2	1	22
01	Lewis, JeQuan	g	4-11	1-3	5-8	0	0	0	3	14	3	2	0	0	35
20	Burgess, Jordan	g	1-7	1-4	0-0	0	7	7	3	3	0	3	0	3	30
24	Billbury, Korey	g	4-8	2-3	1-2	1	6	7	2	11	0	1	0	2	31
32	Johnson, Melvin	g	6-18	4-12	3-4	1	3	4	2	19	5	1	0	1	32
04	Tillman, Justin	g	0-2	0-0	0-0	0	2	2	0	0	0	0	0	0	4
05	Brooks, Doug	g	0-4	0-3	1-3	1	5	6	3	1	0	2	1	2	19
11	Gilmore, Michael	g	0-0	0-0	0-0	0	2	2	1	0	0	1	0	1	7
14	Burston, Torey	g	0-0	0-0	0-0	0	0	0	0	0	0	0	0	1	2
23	Hamdy Mohamed, Ahmed	g	3-7	0-0	2-2	2	3	5	1	8	0	0	0	1	18
	Team					5	3	8							
Totals			20-63	8-25	14-21	13	34	47	18	62	10	13	3	12	200

FG % 1st Half: 12-33 36.4% 2nd half: 8-30 26.7% Game: 20-63 31.7% Deadball Rebounds 3
3FG % 1st Half: 4-13 30.8% 2nd half: 4-12 33.3% Game: 8-25 32.0%
FT % 1st Half: 2-2 100.0% 2nd half: 12-19 63.2% Game: 14-21 66.7%

Middle Tennessee 56 • 4-2

#	Player	Total		3-Ptr		Rebounds			PF	TP	A	TO	Blk	Stl	Min
		FG	FGA	FG	FGA	Off	Def	Tot							
00	HARRIS, Darnell	f	7-13	1-3	2-3	1	2	3	1	17	1	1	3	2	33
30	UPSHAW, Reggie	f	7-12	1-1	0-0	4	8	12	4	15	1	3	0	2	29
11	SIMPSON, Edward	g	1-8	1-6	0-0	1	5	6	1	3	0	1	0	0	31
20	POTTS, Giddy	g	1-9	0-5	4-5	0	8	8	4	6	2	2	1	0	31
24	COPELAND, Quavius	g	1-4	1-2	0-0	0	0	0	1	3	3	1	0	0	17
02	BUFORD, Perrin	g	2-6	0-1	3-5	1	3	4	1	7	1	1	2	0	23
03	PHILLIPS, Joshua	g	1-1	0-0	1-1	0	2	2	0	3	0	1	0	0	6
04	HABERSHAM, Xavier	g	0-0	0-0	0-0	0	0	0	0	0	0	1	0	0	1
10	RAYMOND, Jaqawn	g	0-3	0-3	2-4	0	2	2	5	2	3	4	0	1	26
15	FOOTE, Aldonis	g	0-0	0-0	0-0	0	0	0	0	0	0	1	0	0	2
25	GAMBLE, Karl	g	0-0	0-0	0-0	0	0	0	0	0	0	0	0	0	1
	Team					1	4	5							
Totals			20-56	4-21	12-18	8	34	42	17	56	11	17	6	5	200

FG % 1st Half: 10-28 35.7% 2nd half: 10-28 35.7% Game: 20-56 35.7% Deadball Rebounds 0
3FG % 1st Half: 2-12 16.7% 2nd half: 2-9 22.2% Game: 4-21 19.0%
FT % 1st Half: 6-9 66.7% 2nd half: 6-9 66.7% Game: 12-18 66.7%

Officials: Tom Eades, Gary Maxwell, Antinno Petty
Technical fouls: VCU-None. Middle Tennessee-None.
Attendance: 8882

Score by periods	1st	2nd	Total
VCU	30	32	62
Middle Tennessee	28	28	56

Points	In	Off	2nd	Fast	Bench
VCU	Paint	T/O	Chance	Break	
VCU	20	15	11	4	9
MT	22	13	8	4	12

Last FG - VCU 2nd-01:50, MT 2nd-00:09.
Largest lead - VCU by 6 1st-03:19, MT by 6 2nd-10:16.

Score tied - 9 times.
Lead changed - 6 times.



Official Basketball Box Score -- Game Totals -- Final Statistics

South Alabama vs Middle Tennessee

12/5/15 5:00 pm at Murfreesboro, Tenn. (The Murphy Center)

South Alabama 55 • 3-5

#	Player	Total		3-Ptr		Rebounds			PF	TP	A	TO	Blk	Stl	Min
		FG	FGA	FG	FGA	Off	Def	Tot							
05	Muepokelly, Don	f	2-8	0-0	0-0	2	2	3	4	0	0	0	0	2	21
11	Marijan, Nikola	f	2-3	0-0	0-1	1	0	1	3	4	1	1	1	0	14
24	Stover, Nick	f	3-12	1-2	3-5	1	4	5	2	10	3	1	0	3	36
00	Calhoun, Shaq	g	7-15	2-7	4-5	0	4	4	2	20	0	1	1	4	34
04	Stevens, Barrington	g	1-6	0-2	2-2	1	1	2	0	4	2	6	0	2	34
10	Boyanov, Georgi	g	2-4	0-1	2-4	2	3	5	2	6	0	1	0	1	21
20	Whittingham, Tafari	g	1-6	0-0	1-4	3	1	4	3	0	1	0	0	0	23
22	Brown, John	g	2-5	0-1	0-0	0	0	0	4	4	0	3	0	0	17
	Team					1	6	7							
Totals			20-59	3-13	12-21	11	19	30	21	55	6	14	2	12	200

FG % 1st Half: 12-30 40.0% 2nd half: 8-29 27.6% Game: 20-59 33.9% Deadball Rebounds 2
3FG % 1st Half: 2-7 28.6% 2nd half: 1-6 16.7% Game: 3-13 23.1%
FT % 1st Half: 3-8 37.5% 2nd half: 9-13 69.2% Game: 12-21 57.1%

Middle Tennessee 68 • 5-2

#	Player	Total		3-Ptr		Rebounds			PF	TP	A	TO	Blk	Stl	Min
		FG	FGA	FG	FGA	Off	Def	Tot							
00	HARRIS, Darnell	f	6-10	3-3	5-7	0	2	2	1	20	3	3	4	1	29
30	UPSHAW, Reggie	f	1-5	0-0	2-2	2	5	7	4	4	2	2	1	2	19
02	BUFORD, Perrin	g	4-7	1-1	2-4	2	4	6	5	11	0	4	1	1	29
10	RAYMOND, Jaqawn	g	2-5	1-3	2-4	1	2	3	2	7	2	0	0	0	34
20	POTTS, Giddy	g	6-10	5-8	0-0	0	14	14	4	17	3	2	1	0	35
03	PHILLIPS, Joshua	g	0-0	0-0	0-0	0	0	0	1	0	0	0	0	0	3
04	HABERSHAM, Xavier	g	1-3	1-2	0-0	0	0	0	1	3	0	0	0	0	10
11	SIMPSON, Edward	g	0-2	0-1	0-0	1	2	3	0	3	1	0	0	0	13
15	FOOTE, Aldonis	g	1-2	0-0	0-0	0	1	1	2	2	0	0	0	0	4
24	COPELAND, Quavius	g	0-1	0-1	1-2	0	0	0	1	2	4	0	1	0	10
25	GAMBLE, Karl	g	1-3	0-0	1-3	2	3	5	2	3	0	2	1	0	14
	Team					2	2	4							
Totals			22-48	11-19	13-22	10	35	45	22	68	15	19	8	5	200

FG % 1st Half: 10-24 41.7% 2nd half: 12-24 50.0% Game: 22-48 45.8% Deadball Rebounds 6
3FG % 1st Half: 6-11 54.5% 2nd half: 5-8 62.5% Game: 11-19 57.9%
FT % 1st Half: 5-8 62.5% 2nd half: 8-14 57.1% Game: 13-22 59.1%

Officials: Kevin Fehr, Ray Natili, Bret Smith
Technical fouls: South Alabama-None. Middle Tennessee-None.
Attendance: 4106

Score by periods	1st	2nd	Total
South Alabama	29	26	55
Middle Tennessee	31	37	68

Last FG - USA 2nd-02:01, MT 2nd-00:09.
Largest lead - USA by 2 1st-19:57, MT by 13 2nd-00:09.

Score tied - 1 time.
Lead changed - 5 times.





Official Basketball Box Score -- Game Totals -- Final Statistics
Belmont University vs Middle Tennessee
 12/17/15 6:05 pm at Murfreesboro, Tenn. (The Murphy Center)

Belmont University 62 • 7-5

#	Player	Total			3-Ptr			Rebounds			PF	TP	A	TO	Blk	Stl	Min
		FG	FGA	%	FG	FGA	%	Off	Def	Tot							
01	LUKE, Austin	* 1-3	0-2	0-0	0	3	3	2	2	8	0	0	30				
02	BARNETTE, Taylor	* 1-5	0-2	0-0	0	1	1	1	2	0	0	0	17				
20	BRADSHAW, Craig	* 6-13	3-7	1-2	0	1	1	1	16	2	4	0	31				
32	EGEKEZE, Amanze	* 2-8	2-7	0-0	1	1	2	2	6	2	0	0	22				
35	BRADDS, Evan	* 3-5	0-0	4-4	2	11	13	2	10	1	1	0	25				
02	SMITH, Nick	* 2-4	2-4	2-3	1	0	1	2	8	0	0	0	10				
03	WINDLER, Dylan	* 1-2	1-2	0-0	0	4	4	0	3	1	1	1	22				
05	LAIDIG, Jeff	* 0-0	0-0	0-0	0	1	1	0	0	2	0	0	6				
21	SAMPSON, Burton	* 0-0	0-0	0-0	0	0	0	0	0	0	0	0	4				
25	MERCER, Mack	* 2-8	1-3	0-0	2	4	6	4	5	1	0	1	11				
20	MCCLAIN, Kevin	* 0-3	0-0	0-0	0	0	0	2	0	1	1	0	10				
31	LESTER, Josh	* 0-2	0-1	0-0	0	0	0	0	0	1	0	0	4				
41	HADDEH, Tyler	* 5-8	0-2	0-3	0	3	3	1	10	0	1	1	8				
Team																	
Totals		23-61	9-30	7-12	6	30	36	17	62	12	17	4	1	200			

FG % 1st Half: 13-31 41.9% 2nd half: 10-30 33.3% Game: 23-61 37.7%
 3FG % 1st Half: 6-17 35.3% 2nd half: 3-13 23.1% Game: 9-30 30.0%
 FT % 1st Half: 3-4 75.0% 2nd half: 4-8 50.0% Game: 7-12 58.3%

Middle Tennessee 83 • 7-2

#	Player	Total			3-Ptr			Rebounds			PF	TP	A	TO	Blk	Stl	Min
		FG	FGA	%	FG	FGA	%	Off	Def	Tot							
00	HARRIS, Darnell	* 4-11	2-5	3-4	0	8	8	1	13	1	0	4	0	20			
02	BUFORD, Perrin	* 9-14	2-2	0-0	2	5	7	2	20	3	1	1	0	30			
10	RAYMOND, Jaqawn	* 1-5	1-4	0-0	0	1	1	2	3	1	0	0	2	14			
11	SIMPSON, Edward	* 2-5	0-2	4-5	1	6	7	2	8	1	0	1	0	36			
20	UPSHAW, Reggie	* 3-7	0-0	0-0	1	3	4	3	6	0	3	0	0	20			
03	PHILLIPS, Joshua	* 2-2	0-0	1-1	2	4	6	1	5	0	1	2	9				
04	HABERSHAM, Xavier	* 0-3	0-2	0-0	0	0	0	1	0	0	0	0	0	6			
05	Ivory, Jacob	* 1-2	0-1	0-0	0	1	1	1	2	0	0	0	0	8			
20	POTTS, Giddy	* 5-10	2-4	3-4	2	4	6	1	15	1	0	1	2	22			
24	COPELAND, Quavius	* 4-7	0-2	1-3	0	1	1	2	9	4	2	0	1	24			
25	GAMBLE, Karl	* 1-3	0-0	0-2	1	2	3	4	2	0	3	1	0	11			
Team																	
Totals		32-69	7-22	12-19	10	36	46	20	83	11	9	8	8	200			

FG % 1st Half: 18-34 52.9% 2nd half: 14-35 40.0% Game: 32-69 46.4%
 3FG % 1st Half: 3-8 37.5% 2nd half: 4-14 28.6% Game: 7-22 31.8%
 FT % 1st Half: 7-10 70.0% 2nd half: 5-9 55.6% Game: 12-19 63.2%

Officials: Bryan Kersey, Aminio Petty, Mark Whitehead
 Technical fouls: Belmont University-None, Middle Tennessee-None.
 Attendance: 5555

Score by periods	1st	2nd	Total
Belmont University	35	27	62
Middle Tennessee	46	37	83

Last FG - BEL 2nd-00-40, MT 2nd-02-58.
 Largest lead - BEL by 2 1st-16:49, MT by 25 2nd-05:46.

Score tied - 3 times.
 Lead changed - 2 times.



Official Basketball Box Score -- Game Totals -- Final Statistics
Middle Tennessee vs Georgia State
 12/22/15 7:00 p.m. at GSU Sports Arena/Atlanta, Ga.

Middle Tennessee 62 • 7-3

#	Player	Total			3-Ptr			Rebounds			PF	TP	A	TO	Blk	Stl	Min
		FG	FGA	%	FG	FGA	%	Off	Def	Tot							
00	Harris,Darnell	f 6-17	3-8	3-4	3	3	6	1	18	3	2	0	1	33			
00	Ushaw,Reggie	f 6-9	1-1	5-6	5	5	10	4	18	2	1	1	2	34			
02	BuFord,Perrin	g 3-7	0-1	2-3	1	6	7	1	8	3	4	0	1	38			
10	Raymond,Jaqawn	g 1-2	1-2	0-0	0	0	0	4	3	1	0	0	2	26			
11	Simpson,Edward	g 0-3	0-2	1-3	0	2	3	3	1	0	0	0	0	13			
03	Phillips,Joshua	0-1	0-1	0-0	0	0	0	2	0	0	0	0	0	6			
04	Habersham,Xavier	2-5	1-3	0-2	1	2	3	1	5	0	0	0	0	12			
05	Ivory,Jacob	0-1	0-0	2-2	0	1	1	2	2	0	2	0	1	11			
24	Copeland,Quavius	2-6	1-4	2-2	0	1	1	1	7	2	5	0	1	23			
25	Gamble,Karl	0-1	0-0	0-0	0	0	0	0	0	0	0	0	0	4			
Team																	
Totals		20-52	7-22	15-22	13	22	35	19	62	11	16	1	8	200			

FG % 1st Half: 12-26 46.2% 2nd half: 8-26 30.8% Game: 20-52 38.5%
 3FG % 1st Half: 3-9 33.3% 2nd half: 4-13 30.8% Game: 7-22 31.8%
 FT % 1st Half: 4-6 66.7% 2nd half: 11-16 68.8% Game: 15-22 68.2%

Georgia State 64 • 7-2

#	Player	Total			3-Ptr			Rebounds			PF	TP	A	TO	Blk	Stl	Min
		FG	FGA	%	FG	FGA	%	Off	Def	Tot							
01	Hollowell, Jeremy	f 4-11	0-2	2-2	0	3	3	2	10	1	1	0	1	33			
31	Shipes, T.J.	f 1-2	0-0	0-0	0	4	4	5	2	0	1	1	0	15			
11	Williams, Isaiah	g 2-5	0-2	9-12	0	0	0	1	13	5	2	0	2	32			
30	Thomas, Jeff	g 1-5	1-4	0-0	1	1	2	2	3	0	0	1	0	16			
32	Ware, Kevin	g 8-11	0-1	2-2	0	6	6	1	18	1	4	1	2	37			
02	Benlevi, Malik	0-0	0-0	0-0	1	1	2	0	0	0	1	0	1	5			
04	Dennis, Isaiah	1-1	0-0	0-0	0	0	0	0	2	1	2	0	0	11			
23	Session, Jordan	1-3	0-0	2-5	2	5	7	1	4	2	1	2	2	22			
33	Crider, Markus	5-8	0-0	2-5	0	2	2	4	12	2	2	0	3	29			
Team																	
Totals		23-46	1-9	17-26	6	22	28	16	64	12	14	5	11	200			

FG % 1st Half: 10-24 41.7% 2nd half: 13-22 59.1% Game: 23-46 50.0%
 3FG % 1st Half: 1-7 14.3% 2nd half: 0-2 0.0% Game: 1-9 11.1%
 FT % 1st Half: 8-11 72.7% 2nd half: 9-15 60.0% Game: 17-26 65.4%

Officials: Ray Natili, Ray Acosta, Archie Whaley
 Technical fouls: Middle Tennessee-None, Georgia State-None.
 Attendance: 1819

Score by periods	1st	2nd	Total
Middle Tennessee	31	31	62
Georgia State	29	35	64

Last FG - MT 2nd-00-14, GSU 2nd-00-47.
 Largest lead - MT by 7 1st-03:10, GSU by 5 2nd-13:08.

Score tied - 9 times.
 Lead changed - 12 times.



Official Basketball Box Score -- Game Totals -- Final Statistics
Middle Tennessee vs South Dakota State
 12/27/15 4:30 p.m. at Sioux Falls, SD (Sanford Pentagon)

Middle Tennessee 61 • 7-4

#	Player	Total			3-Ptr			Rebounds			PF	TP	A	TO	Blk	Stl	Min
		FG	FGA	%	FG	FGA	%	Off	Def	Tot							
00	Harris,Darnell	* 4-12	4-6	2-2	0	2	2	1	14	0	3	1	0	32			
02	BuFord,Perrin	* 5-11	0-0	1-2	0	6	6	4	11	2	2	2	0	34			
11	Simpson,Edward	* 1-2	0-1	0-0	0	0	0	1	2	0	2	0	0	10			
24	Copeland,Quavius	* 4-8	0-0	0-0	0	1	1	1	8	3	2	0	2	25			
20	Ushaw,Reggie	* 5-6	0-1	3-5	2	6	8	4	13	0	0	3	0	24			
03	Phillips,Joshua	* 0-0	0-0	0-0	0	0	0	1	0	0	0	1	0	2			
04	Habersham,Xavier	* 2-6	0-2	1-2	1	3	4	3	5	1	0	0	0	14			
05	Ivory,Jacob	* 2-7	0-1	2-2	0	3	3	3	6	3	0	0	0	24			
10	Raymond,Jaqawn	* 0-5	0-2	0-0	0	2	2	4	0	0	1	1	2	24			
15	Foot,Eldon	* 0-2	0-0	2-3	0	2	2	1	2	1	1	0	1	10			
25	Gamble,Karl	* 0-0	0-0	0-0	0	0	0	1	0	0	0	0	0	1			
Team																	
Totals		23-59	4-13	11-16	5	27	32	24	61	10	11	5	8	200			

FG % 1st Half: 11-29 37.9% 2nd half: 12-30 40.0% Game: 23-59 39.0%
 3FG % 1st Half: 2-8 25.0% 2nd half: 2-5 40.0% Game: 4-13 30.8%
 FT % 1st Half: 7-10 70.0% 2nd half: 4-6 66.7% Game: 11-16 68.8%

South Dakota State 65 • 11-3

#	Player	Total			3-Ptr			Rebounds			PF	TP	A	TO	Blk	Stl	Min
		FG	FGA	%	FG	FGA	%	Off	Def	Tot							
00	Deondre Parks	* 4-12	3-7	5-9	3	5	8	5	16	1	4	0	0	35			
02	Tevin King	* 2-6	0-1	2-4	1	3	4	3	6	4	6	0	0	29			
12	Keaton Moffitt	* 4-10	0-0	0-2	1	5	6	2	8	4	1	1	1	34			
23	Reed Tellinghuisen	* 2-7	1-2	2-6	3	5	8	3	7	0	1	0	0	31			
42	Ian Theisen	* 5-7	0-0	3-4	2	5	7	3	13	1	1	1	0	24			
13	Cory Jacobsen	* 0-0	0-0	0-0	0	0	0	0	0	0	0	0	0	0+			
24	Mike Daum	* 4-10	1-3	1-1	1	2	3	0	10	0	1	0	2	15			
25	Lane Severyn	* 1-4	1-3	1-2	1	5	6	0	4	2	1	0	0	20			
30	Connor Devine	* 0-1	0-0	1-5	0	3	3	1	0	0	2	0	0	12			
Team																	
Totals		22-57	6-16	15-33	15	34	49	17	65	12	16	4	3	200			

FG % 1st Half: 10-28 35.7% 2nd half: 12-29 41.4% Game: 22-57 38.6%
 3FG % 1st Half: 2-10 20.0% 2nd half: 4-6 66.7% Game: 6-16 37.5%
 FT % 1st Half: 5-11 45.5% 2nd half: 10-2



2015-16 BOX SCORES



Official Basketball Box Score - Game Totals - Final Statistics
Middle Tennessee vs UAB
01/03/16 2:00 p.m. at Birmingham, Ala. - Bartow Arena

Middle Tennessee 67 • 8-5, 0-1

#	Player		Total		3-Ptr		Rebounds			PF	TP	A	TO	Blk	Stl	Min
			FG-FGA	FT-FTA	FG-FGA	FT-FTA	Off	Def	Tot							
00	HARRIS, Darnell	f	4-11	3-7	5-6	2	0	2	3	16	3	3	1	0	31	
02	BUFORD, Perrin	f	1-5	0-0	0-0	1	2	3	4	2	3	2	2	0	20	
30	UPSHAW, Reggie	f	7-12	2-4	5-9	0	6	6	3	21	0	1	1	1	35	
10	RAYMOND, Jaqawn	g	2-7	1-4	1-3	3	3	6	4	6	1	1	0	0	30	
11	SIMPSON, Edward	g	0-1	0-1	2-2	0	3	3	0	2	1	2	0	1	22	
03	PHILLIPS, Joshua	g	0-0	0-0	0-0	2	0	2	2	0	0	0	0	0	6	
04	HABERSHAM, Xavier	g	3-8	3-5	0-1	2	2	4	3	9	1	1	0	0	20	
05	Ivory, Jacob	g	1-2	1-2	0-0	0	0	0	1	3	3	1	0	0	12	
15	FOOTE, Aldonis	g	0-1	0-1	1-2	0	0	0	3	1	0	1	0	0	7	
24	COPELAND, Quavius	g	2-4	1-1	0-0	0	1	1	3	5	1	0	0	0	16	
25	GAMBLE, Karl	g	0-0	0-0	2-2	1	0	1	0	2	0	0	0	0	1	
	Team					0	1	1								
	Totals		20-51	11-25	16-25	9	20	29	26	67	13	12	4	2	200	
	FG % 1st Half:	14-21	66.7%	2nd half:	6-30	20.0%	Game:	20-51	39.2%	Deadball						
	3FG % 1st Half:	9-14	64.3%	2nd half:	2-11	18.2%	Game:	11-25	44.0%	Rebounds						
	FT % 1st Half:	5-7	71.4%	2nd half:	11-18	61.1%	Game:	16-25	64.0%	4						

UAB 78 • 11-3, 1-0

#	Player		Total		3-Ptr		Rebounds			PF	TP	A	TO	Blk	Stl	Min
			FG-FGA	FT-FTA	FG-FGA	FT-FTA	Off	Def	Tot							
03	COCKLEY, Chris	f	2-6	0-0	0-1	0	6	6	5	4	1	2	0	0	22	
21	MEHINTI, Tosin	f	3-6	0-0	3-4	0	5	5	5	9	1	2	0	1	26	
00	BAXTER, Hakeem	g	1-3	0-1	3-4	0	1	1	1	5	3	3	0	0	24	
02	NORTON, Nick	g	3-4	1-2	7-8	0	2	2	14	7	0	0	1	1	27	
04	BROWN, Robert	g	5-9	3-5	1-1	0	2	2	1	14	1	2	0	1	33	
01	WATTS, Denzell	g	1-2	0-1	4-5	0	0	0	1	6	1	1	0	0	13	
11	WILLIAMS, Dirk	g	4-9	2-6	1-2	3	1	4	2	11	0	0	0	2	19	
22	MADISON, Tyler	g	0-0	0-0	0-0	0	2	2	0	0	0	0	0	0	5	
34	LEE, William	g	2-3	1-2	5-6	1	5	6	4	10	0	1	1	0	15	
35	SULLIVAN, Lewis	g	2-2	0-0	1-2	0	2	2	2	5	1	0	0	0	16	
	Team					1	1	2								
	Totals		23-44	7-17	25-33	5	27	32	23	78	15	11	1	5	200	
	FG % 1st Half:	12-25	48.0%	2nd half:	11-19	57.9%	Game:	23-44	52.3%	Deadball						
	3FG % 1st Half:	4-9	44.4%	2nd half:	3-8	37.5%	Game:	7-17	41.2%	Rebounds						
	FT % 1st Half:	2-5	40.0%	2nd half:	23-28	82.1%	Game:	25-33	75.8%	4						

Officials: Bryan Kersey, Zelon Steed, Raymond Styons
Technical fouls: Middle Tennessee-RAYMOND, Jaqawn, UAB-BAXTER, Hakeem.
Attendance: 4279

Score by periods	1st	2nd	Total
Middle Tennessee	42	25	67
UAB	30	48	78

Points	In	Off	2nd	Fast	Bench
	Paint	T/O	Chance	Break	
MT	16	9	12	2	20
UAB	24	20	6	6	32

Last FG - MT 2nd-01:03, UAB 2nd-02:28.
Largest lead - MT by 13 2nd-17:43, UAB by 12 2nd-01:24.

Score tied - 6 times.
Lead changed - 7 times.



Official Basketball Box Score - Game Totals - Final Statistics
UTEP vs Middle Tennessee
01/07/16 6:05 p.m. at Murfreesboro, Tenn. (The Murphy Center)

UTEP 72 • 10-6, 2-1 C-USA

#	Player		Total		3-Ptr		Rebounds			PF	TP	A	TO	Blk	Stl	Min
			FG-FGA	FT-FTA	FG-FGA	FT-FTA	Off	Def	Tot							
12	WINN, Terry	f	5-12	0-0	6-7	5	8	13	3	16	1	2	1	0	31	
23	VINT, Hooper	c	4-5	0-0	4-4	2	3	5	2	12	1	1	2	0	31	
01	ARTIS, Dominic	g	4-11	1-4	0-0	0	1	1	3	9	4	1	0	2	29	
04	MOORE, Lee	g	4-10	1-2	11-15	2	4	6	2	20	2	4	0	0	35	
20	MORRIS, Ervin	g	3-9	1-5	0-0	0	4	4	2	7	1	1	1	0	26	
02	HARRIS, Omega	c	1-6	1-3	0-0	0	0	0	4	3	2	0	0	0	21	
03	JONES, Brodricks	g	0-0	0-0	0-0	0	0	0	0	0	0	0	0	0	8	
05	THOMAS, Paul	g	1-2	0-0	0-0	0	0	0	0	2	0	0	0	0	7	
11	FLAGGERT, Jake	g	0-1	0-1	0-0	0	2	2	0	0	0	0	0	0	5	
21	TOUCHET, Trey	g	1-1	1-1	0-0	0	3	3	0	3	0	1	0	0	6	
	Team					1	4	5								
	Totals		23-57	5-16	21-26	10	29	39	16	72	11	10	4	2	199	
	FG % 1st Half:	11-28	39.3%	2nd half:	12-29	41.4%	Game:	23-57	40.4%	Deadball						
	3FG % 1st Half:	4-9	44.4%	2nd half:	1-7	14.3%	Game:	5-16	31.3%	Rebounds						
	FT % 1st Half:	8-8	100.0%	2nd half:	13-18	72.2%	Game:	21-26	80.8%	2						

Middle Tennessee 78 • 9-5, 1-1 C-USA

#	Player		Total		3-Ptr		Rebounds			PF	TP	A	TO	Blk	Stl	Min
			FG-FGA	FT-FTA	FG-FGA	FT-FTA	Off	Def	Tot							
00	HARRIS, Darnell	f	8-14	3-5	2-4	2	2	4	2	21	0	0	0	0	34	
30	UPSHAW, Reggie	f	6-12	0-2	0-2	6	6	12	1	12	3	1	3	2	32	
02	BUFORD, Perrin	g	5-8	2-2	3-6	3	5	8	4	15	3	0	1	0	27	
05	Ivory, Jacob	g	0-3	0-3	4-4	0	2	2	2	4	3	1	0	0	14	
20	POTTS, Giddy	g	3-13	1-5	0-1	4	4	8	4	7	1	0	0	1	32	
03	PHILLIPS, Joshua	g	0-0	0-0	0-0	0	0	0	2	0	1	0	0	0	0+	
04	HABERSHAM, Xavier	g	1-4	1-2	2-2	0	3	3	2	5	0	0	0	1	16	
10	RAYMOND, Jaqawn	g	1-5	0-1	0-0	0	3	3	1	2	2	2	0	0	19	
11	SIMPSON, Edward	g	3-6	2-4	0-0	0	1	1	0	8	0	1	0	0	13	
24	COPELAND, Quavius	g	0-2	0-1	0-0	0	0	0	1	0	3	1	0	0	11	
25	GAMBLE, Karl	g	2-2	0-0	0-0	0	1	1	1	4	0	0	0	0	3	
	Team					2	0	2								
	Totals		29-69	9-25	11-19	17	27	44	20	78	15	8	4	4	201	
	FG % 1st Half:	14-34	41.2%	2nd half:	15-35	42.9%	Game:	29-69	42.0%	Deadball						
	3FG % 1st Half:	7-13	53.8%	2nd half:	2-12	16.7%	Game:	9-25	36.0%	Rebounds						
	FT % 1st Half:	2-4	50.0%	2nd half:	9-15	60.0%	Game:	11-19	57.9%	2						

Officials: Joe DeRosa, Antinio Petty, Kipp Kissinger
Technical fouls: UTEP-None, Middle Tennessee-None.
Attendance: 4105

Score by periods	1st	2nd	Total
UTEP	34	38	72
Middle Tennessee	37	41	78

Points	In	Off	2nd	Fast	Bench
	Paint	T/O	Chance	Break	
UTEP	32	6	12	0	8
Middle Tennessee	34	8	22	2	19

Last FG - UTEP 2nd-04:05, MT 2nd-00:16.
Largest lead - UTEP by 2 2nd-15:02, MT by 12 1st-10:12.

Score tied - 2 times.
Lead changed - 4 times.



Official Basketball Box Score - Game Totals - Final Statistics
UTSA vs Middle Tennessee
01/09/16 3:00 p.m. at Murfreesboro, Tenn.

UTSA 71 • 3-14, 1-3 C-USA

#	Player		Total		3-Ptr		Rebounds			PF	TP	A	TO	Blk	Stl	Min
			FG-FGA	FT-FTA	FG-FGA	FT-FTA	Off	Def	Tot							
11	O'BRIEN, Lucas	c	4-6	0-0	3-4	0	4	4	4	11	0	1	1	2	30	
32	RINGHOLT, James	c	0-0	0-0	0-0	0	1	1	2	0	1	0	0	1	7	
02	HARRIS, J.R.	g	4-11	4-9	8-8	0	2	2	1	20	1	4	0	1	34	
10	WILSON, Christian	g	3-10	0-3	10-12	0	5	5	4	16	7	8	0	0	40	
14	BOWIE, Ryan	g	5-12	2-5	3-5	3	7	10	2	15	0	1	0	0	37	
11	KARRER, Austin	g	0-0	0-0	0-0	0	0	0	1	0	0	1	0	1	9	
24	JONES, Phillip	g	1-1	0-0	0-0	1	1	2	3	2	0	0	0	0	7	
25	ALLEN, Nick	g	1-1	0-0	0-0	0	2	2	5	2	1	0	0	0	13	
33	COCKRELL, A.J.	g	0-0	0-0	0-0	0	0	0	2	0	1	1	0	0	8	
34	BILLINGSLEY, Nick	g	1-2	0-0	3-4	0	3	3	4	5	0	0	0	0	15	
	Team					0	3	3								
	Totals		19-43	6-17	27-33	4	28	32	28	71	11	18	1	5	200	
	FG % 1st Half:	10-23	43.5%	2nd half:	9-20	45.0%	Game:	19-43	44.2%	Deadball						
	3FG % 1st Half:	3-10	30.0%	2nd half:	3-7	42.9%	Game:	6-17	35.3%	Rebounds						
	FT % 1st Half:	19-20	95.0%	2nd half:	8-13	61.5%	Game:	27-33	81.8%	1						

Middle Tennessee 79 • 10-5, 2-1 C-USA

#	Player		Total		3-Ptr		Rebounds			PF	TP	A	TO	Blk	Stl	Min
			FG-FGA	FT-FTA	FG-FGA	FT-FTA	Off	Def	Tot							
00	HARRIS, Darnell	f	5-8	2-4	3-6	3	3	6	2	15	1	1	1	0	26	
30	UPSHAW, Reggie	f	3-8	1-4	6-10	2	6	8	2	13	2	1	0	4	33	
02	BUFORD, Perrin	g	5-8	1-4	3-4	1	4	5	3	14						



Official Basketball Box Score - Game Totals - Final Statistics

MT vs Old Dominion

1/16/16 4:00 p.m. at Norfolk, Va.

MT 64 • 12-5, 4-1 C-USA

#	Player	Total			3-Ptr			Rebounds			PF	TP	A	TO	Blk	Stl	Min
		FG	F-GA	FT	F-FTA	Off	Def	Tot									
00	Harris, Darnell	f	8-14	2-6	1-6	2	4	6	3	19	3	3	0	0	0	37	
00	UPshaw, Reggie	f	2-7	0-1	0-0	2	4	6	4	4	3	0	0	0	24		
02	Buford, Perrin	g	3-7	0-1	1-3	1	6	7	2	7	0	0	1	27			
05	Ivory, Jacob	g	0-1	0-0	7-8	0	2	2	2	7	5	0	0	1	25		
20	Potts, Giddy	g	5-10	1-3	0-0	1	4	5	4	11	1	0	0	25			
04	Habersham, Xavier	g	0-0	0-0	0-0	0	0	0	0	0	0	0	0	2			
10	Raymond, Jaqawn	g	0-1	0-1	0-0	0	0	0	1	0	1	0	0	9			
11	Simpson, Edward	g	5-6	3-4	1-3	0	0	0	3	14	1	1	0	26			
15	Foote, Aldonis	g	0-1	0-0	0-0	1	2	2	0	0	1	0	0	6			
24	Copeland, Quavius	g	1-3	0-0	0-0	0	0	0	2	2	0	0	0	12			
25	Gamble, Karl	g	0-1	0-0	0-0	0	0	0	0	0	0	0	0	7			
Team						0	4	4			1						
Totals			24-51	6-16	10-20	7	25	32	23	64	13	7	1	1	200		

FG % 1st Half:	10-24	41.7%	2nd half:	14-27	51.9%	Game:	24-51	47.1%	Deadball Rebounds	4
3FG % 1st Half:	2-9	22.2%	2nd half:	4-9	44.4%	Game:	6-16	37.5%		
FT % 1st Half:	2-3	66.7%	2nd half:	8-17	47.1%	Game:	10-20	50.0%		

Old Dominion 61 • 9-9, 2-3 C-USA

#	Player	Total			3-Ptr			Rebounds			PF	TP	A	TO	Blk	Stl	Min
		FG	F-GA	FT	F-FTA	Off	Def	Tot									
21	Taylor, Denzell	f	0-1	0-0	1-5	3	3	6	4	1	0	1	0	1	26		
24	TALLEY, Zoran	f	5-10	0-2	1-1	2	7	9	2	11	1	1	0	34			
25	STITH, Brandon	f	2-5	0-0	0-0	1	4	5	4	0	1	4	0	20			
00	BAKER, Jordan	g	2-5	0-2	0-0	0	2	2	2	4	3	0	0	28			
20	FREEMAN, Trey	g	8-18	1-7	11-12	2	4	6	4	28	2	2	0	38			
01	BACOTE, Aaron	g	4-10	2-4	3-7	1	2	3	2	13	4	2	0	29			
02	SHAW, Martin	g	0-0	0-0	0-0	0	0	0	2	0	0	0	0	0+			
04	CAVER, Ahmad	g	0-0	0-0	0-0	1	1	1	1	0	0	0	0	10			
23	VASSOR, Stephen	g	0-0	0-0	0-0	1	1	2	0	0	1	0	0	7			
30	BIBERAJ, Nik	g	0-3	0-1	0-0	0	0	0	1	0	0	0	0	8			
Team						1	2	3									
Totals			21-52	3-16	16-25	11	26	37	23	61	10	8	4	2	200		

FG % 1st Half:	10-28	35.7%	2nd half:	11-24	45.8%	Game:	21-52	40.4%	Deadball Rebounds	4
3FG % 1st Half:	2-9	22.2%	2nd half:	1-7	14.3%	Game:	3-16	18.8%		
FT % 1st Half:	4-9	44.4%	2nd half:	12-16	75.0%	Game:	16-25	64.0%		

Officials: Zelton Steed, Mark Schnur and Andrew Walton
Technical fouls: MT-None. Old Dominion-STITH, Brandon.
Attendance: 7067

Score by periods	1st	2nd	Total
MT	24	40	64
Old Dominion	26	35	61

Points	In Paint	Off T/O	2nd Chance	Fast Break	Bench
MT	31	12	9	5	16
ODU	28	9	12	4	13

Last FG - MT 2nd-00:40, ODU 2nd-00:10.
Largest lead - MT by 7 1st-15:27, ODU by 5 2nd-19:40.
Score tied - 8 times.
Lead changed - 6 times.



Official Basketball Box Score - Game Totals - Final Statistics

North Texas vs Middle Tennessee

01/21/16 6:30 PM at Murfreesboro, Tenn.

North Texas 64 • 7-12, 2-4 C-USA

#	Player	Total			3-Ptr			Rebounds			PF	TP	A	TO	Blk	Stl	Min
		FG	F-GA	FT	F-FTA	Off	Def	Tot									
01	COMBS, Jeremy	f	4-11	0-0	5-7	4	8	12	2	13	1	7	1	3	36		
20	KATENDA, Eric	f	4-6	0-0	0-2	0	2	2	3	8	0	2	0	0	17		
03	BROWN, Ja'Michael	g	2-7	2-4	1-2	0	0	0	3	7	2	3	0	29			
10	JOHNSON, Deckie	g	3-6	1-4	3-4	0	6	6	1	10	3	3	0	1	39		
52	REESE, J-Michal	g	8-13	2-2	2-4	0	2	2	0	20	4	2	0	37			
02	WHITE-PITTMAN, Greg	g	1-1	0-0	0-0	0	1	1	0	2	0	0	0	3			
05	HOLSTON, Atlanta	g	0-3	0-0	0-2	0	3	3	0	0	0	0	0	14			
12	CAMPBELL, Chris	g	0-1	0-1	0-2	0	1	1	0	0	0	0	0	10			
22	FULLER, Khalil	g	1-5	0-0	2-3	2	1	3	1	4	0	0	0	11			
34	GROSS, Jacob	g	0-0	0-0	0-0	0	0	0	0	0	0	0	0	1			
20	EAGLIN, Todd	g	0-0	0-0	0-0	0	0	0	0	0	0	0	0	3			
Team						1	0	1									
Totals			23-53	5-11	13-26	7	24	31	10	64	10	17	1	6	200		

FG % 1st Half:	12-26	46.2%	2nd half:	11-27	40.7%	Game:	23-53	43.4%	Deadball Rebounds	6
3FG % 1st Half:	4-6	66.7%	2nd half:	1-5	20.0%	Game:	5-11	45.5%		
FT % 1st Half:	4-5	80.0%	2nd half:	9-21	42.9%	Game:	13-26	50.0%		

Middle Tennessee 86 • 13-5, 5-1 C-USA

#	Player	Total			3-Ptr			Rebounds			PF	TP	A	TO	Blk	Stl	Min
		FG	F-GA	FT	F-FTA	Off	Def	Tot									
00	HARRIS, Darnell	f	4-11	1-4	0-2	2	2	4	2	9	3	1	1	0	30		
00	UPSHAW, Reggie	f	6-9	1-3	2-4	3	7	10	2	15	3	3	1	4	18		
32	BUFORD, Perrin	g	7-10	2-3	0-1	6	5	11	2	16	1	4	2	1	28		
05	Ivory, Jacob	g	2-4	0-0	0-0	0	1	1	0	4	1	0	0	15			
20	POTTS, Giddy	g	5-7	2-3	0-0	1	4	5	4	12	2	1	1	21			
03	PHILLIPS, Joshua	g	1-2	0-0	0-0	0	1	1	5	2	0	1	0	4			
04	HABERSHAM, Xavier	g	1-2	1-2	0-0	1	1	2	0	3	0	0	0	10			
04	RAYMOND, Jaqawn	g	1-3	0-2	0-0	1	0	1	0	2	2	1	0	12			
11	SIMPSON, Edward	g	2-8	0-4	1-2	0	2	2	3	5	0	1	0	29			
15	FOOTE, Aldonis	g	2-6	0-1	0-0	1	4	5	1	4	1	1	0	13			
24	COPELAND, Quavius	g	5-8	1-2	0-0	0	1	1	1	11	6	1	0	14			
25	GAMBLE, Karl	g	1-1	0-0	1-2	0	1	1	3	3	0	0	0	6			
Team						0	1	1									
Totals			37-71	8-24	4-11	15	30	45	23	86	19	13	6	8	200		

FG % 1st Half:	15-37	40.5%	2nd half:	22-34	64.7%	Game:	37-71	52.1%	Deadball Rebounds	2
3FG % 1st Half:	3-13	23.1%	2nd half:	5-11	45.5%	Game:	8-24	33.3%		
FT % 1st Half:	1-4	25.0%	2nd half:	3-7	42.9%	Game:	4-11	36.4%		

Officials: Don Daily, Antnio Petty, Rick Crawford
Technical fouls: North Texas-None. Middle Tennessee-None.
Attendance: 3826

Score by periods	1st	2nd	Total
North Texas	32	32	64
Middle Tennessee	34	52	86

Points	In Paint	Off T/O	2nd Chance	Fast Break	Bench
NT	26	8	11	0	6
MT	46	21	15	6	30

Last FG - NT 2nd-00:12, MT 2nd-00:41.
Largest lead - NT by 4 1st-17:14, MT by 25 2nd-00:41.
Score tied - 6 times.
Lead changed - 7 times.



Official Basketball Box Score - Game Totals - Final Statistics

Rice vs Middle Tennessee

01/23/16 5:00 p.m. at Murfreesboro, Tenn.

Rice 73 • 6-14, 1-6 C-USA

#	Player	Total			3-Ptr			Rebounds			PF	TP	A	TO	Blk	Stl	Min
		FG	F-GA	FT	F-FTA	Off	Def	Tot									
04	KOULECHOV, Egor	f	5-12	1-5	0-0	2	7	9	2	11	1	2	0	3	36		
04	DRONE, Andrew	c	2-5	0-0	2-4	1	1	2	3	6	2	2	0	1	28		
00	CASHAW, Connor	g	3-6	3-4	3-6	0	3	3	4	12	0	2	0	1	30		
01	GURNEY, Max	g	5-6	1-2	9-10	1	0	1	1	20	3	3	0	2	39		
02	EVANS, Marcus	g	3-10	0-3	5-6	0	3	3	5	11	3	5	1	1	33		
12	LETCHER-ELLIS, M.	g	6-8	0-0	1-3	0	3	3	5	13	0	1	0	14			
15	MENCY, Bishop	g	0-0	0-0	0-0	1	2	3	1	0	2	1	0	17			
30	XU, Oliver	g	0-1	0-1	0-0	0	0	0	0	0	2	0	0	2			
32	SMITH, Amir	g	0-1	0-0	0-0	0	0	0	0	0	0	0	0	1			
Team						0	1	1									



Official Basketball Box Score -- Game Totals -- Final Statistics

Middle Tennessee vs WKU

01/30/16 7:00 PM at Bowling Green, Ky. (E.A. Diddle Arena)

Middle Tennessee 66 • 15-6, 7-2 C-USA

#	Player	FG	F-GA	3-PT	Rebounds			PF	TP	A	TO	Blk	Stl	Min
					FG	FGA	FT							
00	Harris,Darnell	f	7-14	2-7	6-8	2	3	5	3	22	0	3	0	25
02	Buford,Perrin	f	4-9	1-2	1-2	2	1	3	5	10	1	2	1	28
30	Upshaw,Reggie	f	4-15	1-4	2-4	2	8	10	2	11	3	1	0	36
20	Potts,Giddy	g	4-9	3-6	0-2	0	4	4	2	11	2	2	0	35
24	Copeland,Quavius	g	1-4	0-1	0-0	0	1	1	1	2	2	1	0	17
03	Phillips,Joshua	g	1-4	0-0	0-0	2	2	4	1	2	0	0	0	12
04	Habersham,Xavier	g	0-0	0-0	0-0	0	0	0	1	0	0	0	0	1
05	Ivory, Jacob	g	2-4	0-0	4-5	0	3	3	2	8	1	0	0	20
10	Raymond,Jaquawn	g	0-0	0-0	0-0	0	0	0	4	0	0	0	0	10
11	Simpson,Edward	g	0-1	0-1	0-0	0	1	1	3	0	2	0	1	16
Team						2	2	4						
Totals			23-60	7-21	13-21	10	25	35	24	66	11	9	2	200

FG % 1st Half: 15-35 42.9% 2nd half: 8-25 32.0% Game: 23-60 38.3%
 3FG % 1st Half: 4-10 40.0% 2nd half: 3-11 27.3% Game: 7-21 33.3%
 FT % 1st Half: 2-4 50.0% 2nd half: 11-17 64.7% Game: 12-21 57.1%

WKU 64 • 11-11, 3-6 C-USA

#	Player	FG	F-GA	3-PT	Rebounds			PF	TP	A	TO	Blk	Stl	Min
					FG	FGA	FT							
14	LAWSON, Ben	f	3-3	0-0	1-3	4	2	6	5	7	0	3	2	22
42	WATERS, Anton	f	0-3	0-0	8-8	2	4	6	3	8	0	0	1	18
01	MCNEAL, Chris	g	6-11	4-8	2-3	0	3	3	3	18	2	3	0	34
02	COSBY, Aaron	g	4-14	2-8	0-0	1	4	5	1	10	3	3	0	36
25	EDMOND, Fredrick	g	5-11	0-0	4-7	2	10	12	0	14	2	3	2	39
03	HUNTER, Marlon	g	0-1	0-0	0-0	0	0	0	0	0	0	0	0	7
20	ROSTOV, Aleksey	g	0-2	0-0	0-0	1	2	3	0	0	0	0	0	5
21	SNIPES, Nigel	g	0-2	0-0	0-0	0	3	3	4	0	1	1	0	10
23	JOHNSON, Justin	g	2-7	0-1	3-6	3	4	7	2	7	2	1	0	29
Team						0	1	1						
Totals			20-54	6-17	18-27	13	33	46	18	64	9	14	5	200

FG % 1st Half: 6-27 22.2% 2nd half: 14-27 51.9% Game: 20-54 37.0%
 3FG % 1st Half: 1-7 14.3% 2nd half: 5-10 50.0% Game: 6-17 35.3%
 FT % 1st Half: 5-9 55.6% 2nd half: 13-18 72.2% Game: 18-27 66.7%

Officials: Kerry Sitton, Rick Randall, Mark Schnur
 Technical fouls: Middle Tennessee-None. WKU-None.
 Attendance: 5259

Score by periods	1st	2nd	Total
Middle Tennessee	36	30	66
WKU	18	46	64

	In	Off	2nd	Fast	Bench
Points	Paint	T/O	Chance	Break	
MT	30	19	6	2	10
WKU	26	15	11	4	7

Last FG - MT 2nd-00:10, WKU 2nd-02:13.
 Largest lead - MT by 19 2nd-19:37, WKU by 4 2nd-04:51.

Score tied - 7 times.
 Lead changed - 7 times.



Official Basketball Box Score -- Game Totals -- Final Statistics

FAU vs Middle Tennessee

02/04/16 6:30 p.m. at Murfreesboro, Tenn.

FAU 73 • 06-17,4-6 C-USA

#	Player	FG	F-GA	3-PT	Rebounds			PF	TP	A	TO	Blk	Stl	Min	
					FG	FGA	FT								FTA
01	Cylla, Jeantal	f	2-9	0-3	3-5	2	2	4	2	7	0	1	0	36	
33	Delph, Ronald	c	7-13	0-0	4-7	3	7	10	3	18	0	2	3	31	
03	Filer, Adonis	g	3-5	1-1	4-6	2	7	9	3	11	4	2	0	32	
10	Rutherford, Nick	g	0-4	0-0	5-7	2	0	2	3	5	1	2	0	21	
12	Trapp, Jackson	g	3-7	1-4	0-0	0	5	5	1	7	1	1	1	27	
02	Botley, Marquan	g	5-7	4-5	0-0	0	1	1	5	14	0	2	0	21	
22	Poole, Solomon	g	4-9	1-4	2-4	1	3	4	0	11	0	3	0	19	
24	Hill, Jesse	g	0-2	0-0	0-0	0	0	0	3	0	1	1	2	9	
30	Shorten, Connor	g	0-0	0-0	0-0	0	1	1	3	0	1	1	0	4	
Team						3	0	3							
Totals			24-56	7-17	18-29	13	26	39	23	73	8	15	6	4	200

FG % 1st Half: 10-23 43.5% 2nd half: 14-33 42.4% Game: 24-56 42.9%
 3FG % 1st Half: 3-9 33.3% 2nd half: 4-8 50.0% Game: 7-17 41.2%
 FT % 1st Half: 9-14 64.3% 2nd half: 9-15 60.0% Game: 18-29 62.1%

Middle Tennessee 85 • 16-6, 8-2 C-USA

#	Player	FG	F-GA	3-PT	Rebounds			PF	TP	A	TO	Blk	Stl	Min
					FG	FGA	FT							
00	HARRIS, Darnell	f	3-7	2-3	4-4	2	1	3	2	12	1	1	0	33
30	UPSHAW, Reggie	f	7-15	3-5	2-2	3	5	8	2	19	1	0	2	30
02	BUFORD, Perrin	g	6-11	0-0	2-2	1	6	7	0	14	5	1	2	32
05	IVORY, Jacob	g	1-3	0-0	2-2	0	0	0	2	4	1	0	1	29
20	POTTS, Giddy	g	3-8	0-0	2-2	1	3	4	4	8	0	1	1	24
03	PHILLIPS, Joshua	g	1-3	0-0	0-4	2	1	3	2	2	0	1	0	7
04	HABERSHAM, Xavier	g	1-2	1-2	0-0	0	0	0	2	3	0	2	0	6
10	RAYMOND, Jaquawn	g	5-8	3-6	2-5	0	2	2	2	15	1	1	1	38
11	SIMPSON, Edward	g	1-3	0-0	0-0	1	3	4	4	2	3	0	0	17
14	FOOTE, Aldonis	g	0-1	0-0	0-0	0	1	1	0	0	0	0	0	3
24	COPELAND, Quavius	g	1-2	0-0	4-4	0	0	0	2	6	1	1	0	8
25	GAMBLE, Karl	g	0-2	0-0	0-2	4	0	4	0	0	0	1	0	3
Team						1	1	2						
Totals			29-65	9-16	18-27	15	23	38	22	85	13	9	7	200

FG % 1st Half: 16-36 44.4% 2nd half: 13-29 44.8% Game: 29-65 44.6%
 3FG % 1st Half: 5-7 71.4% 2nd half: 4-9 44.4% Game: 9-16 56.3%
 FT % 1st Half: 8-12 66.7% 2nd half: 10-15 66.7% Game: 18-27 66.7%

Officials: Don Daily, Tim Gattis, James Hicks
 Technical fouls: FAU-None. Middle Tennessee-None.
 Attendance: 5411

Score by periods	1st	2nd	Total
FAU	32	41	73
Middle Tennessee	45	40	85

	In	Off	2nd	Fast	Bench
Points	Paint	T/O	Chance	Break	
FAU	32	5	17	4	25
MT	36	21	15	2	28

Last FG - FAU 2nd-00:03, MT 2nd-03:26.
 Largest lead - FAU by 3 1st-19:29, MT by 18 2nd-11:31.

Score tied - 2 times.
 Lead changed - 1 time.



Official Basketball Box Score -- Game Totals -- Final Statistics

FIU vs Middle Tennessee

02/06/16 6:00 p.m. at Murfreesboro, TN

FIU 66 • 11-13, 5-6 C-USA

#	Player	FG	F-GA	3-PT	Rebounds			PF	TP	A	TO	Blk	Stl	Min	
					FG	FGA	FT								FTA
32	DRAPER, Daviyon	f	11-18	2-3	1-2	0	8	8	2	25	1	5	1	29	
20	DIAZ, Adrian	c	4-7	0-0	0-1	1	4	5	4	8	2	2	2	28	
01	BOSWELL, Jason	g	0-1	0-1	2-2	0	2	2	0	2	0	0	0	22	
02	McGILL, Donte	g	5-10	1-1	4-4	2	7	9	3	15	0	3	1	38	
04	WILLIAMS, Kimar	g	2-3	0-0	0-0	1	3	4	1	4	1	2	0	23	
05	STEPHEN, Elmo	g	1-7	1-6	2-2	0	3	3	2	5	1	0	0	21	
12	NOTTAGE, Eric	g	1-2	0-0	1-2	2	1	3	0	3	3	0	0	17	
24	SMITH, Cameron	g	0-0	0-0	0-0	0	0	0	2	0	0	0	0	11	
31	DOUGLAS, Michael	g	2-3	0-0	0-0	0	3	3	0	4	0	0	0	11	
Team						0	1	1		2					
Totals			26-51	4-11	10-13	6	32	38	14	66	8	14	4	2	200

FG % 1st Half: 11-27 40.7% 2nd half: 15-24 62.5% Game: 26-51 51.0%
 3FG % 1st Half: 1-6 16.7% 2nd half: 3-5 60.0% Game: 4-11 36.4%
 FT % 1st Half: 7-9 77.8% 2nd half: 3-4 75.0% Game: 10-13 76.9%

Middle Tennessee 67 • 17-6, 9-2 C-USA

#	Player	FG	F-GA	3-PT	Rebounds			PF	TP	A	TO	Blk	Stl	Min	
					FG	FGA	FT								FTA
00	HARRIS, Darnell	f	3-8	2-5	1-1	0	1	1	4	9	0	0	1	25	
02	BUFORD, Perrin	f	7-14	1-4	1-1	1	4	5	1	16	1	1	1	36	
30	UPSHAW, Reggie	f	3-8	0-2	0-5	3	5	8	0	6	2	1	0	35	
05	IVORY, Jacob	g	0-2	0-0	3-3	0	2	2	1	3	3	1	0	15	
20	POTTS, Giddy	g	5-10	4-7	1-2	2	3	5	3	15	1	0	0	26	
03	PHILLIPS, Joshua	g	0-0	0-0	0-0	0	2	2	1	0	0	1	0	4	
04	HABERSHAM, Xavier	g	2-4	2-4	0-0	0	1	1	0	6	0	0	0	7	
10	RAYMOND, Jaquawn	g	3-5	1-3	0-2	0	0	0	3	7	2	2	0	23	
11	SIMPSON, Edward	g	2-7	1-4	0-0	1	2	3	0	5	4	0	0	16	
24	COPELAND, Quavius	g	0-1	0-0	0-0	0	0	0	1	0	2	1	0	12	
25	GAMBLE, Karl	g	0-0	0-0	0-0	0	0	0	1	0	0	0	1	1	
Team						1	1	2		1					
Totals			25-60	11-29	6-14	8	21	29	16	67	15	7	3	7	200

FG % 1st Half: 11-29 37.9% 2nd half: 14-31 45.2% Game: 25-60 41.7%
 3FG % 1st Half: 7-15 46.7% 2nd half: 4-14 28.6% Game: 11-29 37.9%
 FT % 1st Half: 4-8 50.0% 2nd half: 2-6 33.3% Game:



Official Basketball Box Score -- Game Totals -- Final Statistics
Middle Tennessee vs Southern Miss
 2/13/16 7 pm at Hattiesburg, Miss. (Reed Green Coliseum)

Middle Tennessee 76 • 18-7, 10-3

#	Player	Total		3-Ptr		Rebounds			PF	TP	A	TO	Blk	Stl	Min
		FG-FGA	FG-FGA	FT-FTA	Off	Def	Tot								
00	Harris,Darnell	f	0-6	0-2	0-0	2	0	2	2	0	1	1	0	0	25
02	Buford,Perrin	f	4-9	0-0	0-1	3	3	6	2	8	2	2	0	1	28
30	Upshaw,Reggie	f	6-7	2-2	1-2	1	7	8	4	15	3	3	1	2	32
20	Potts,Giddy	g	6-14	5-10	1-2	2	3	5	2	18	3	0	0	3	33
24	Copeland,Quavius	g	1-3	1-3	0-0	0	3	3	1	3	4	0	0	1	14
03	Phillips,Joshua	g	0-0	0-0	0-0	0	1	1	0	0	0	0	0	0	2
04	Habersham,Xavier	g	3-6	3-4	0-0	1	1	2	2	9	1	0	0	1	21
10	Raymond,Jaqawn	g	0-0	0-0	0-0	0	1	1	2	0	0	2	0	0	7
11	Simpson,Edward	g	5-7	5-6	4-6	0	3	3	2	19	3	1	0	1	29
15	Foote,Aldonis	g	1-1	0-0	2-2	0	2	2	1	4	0	1	0	1	7
25	Gamble,Karl	g	0-0	0-0	0-0	0	0	0	0	0	0	0	0	0	2
Team							2	2	4			1			
Totals			26-53	16-27	8-15	11	26	37	18	76	17	11	1	10	200

FG % 1st Half:	8-25	32.0%	2nd half:	18-28	64.3%	Game:	26-53	49.1%	Deadball Rebounds	4
3FG % 1st Half:	6-13	46.2%	2nd half:	10-14	71.4%	Game:	16-27	59.3%		
FT % 1st Half:	5-8	62.5%	2nd half:	3-7	42.9%	Game:	8-15	53.3%		

Southern Miss 54 • 7-16, 4-8

#	Player	Total		3-Ptr		Rebounds			PF	TP	A	TO	Blk	Stl	Min
		FG-FGA	FG-FGA	FT-FTA	Off	Def	Tot								
00	WATTS, Raheem	f	2-6	0-2	0-0	0	0	0	4	4	0	1	0	0	25
22	CAMPBELL, Quinton	f	2-4	2-4	0-0	0	2	2	0	6	0	1	0	0	18
02	JACKSON, Kourtlin	g	5-9	3-3	1-3	0	6	6	1	14	2	3	0	0	27
05	PRICE, Khari	g	2-9	0-2	2-2	1	3	4	3	6	4	4	0	1	30
10	BLEVINS, Keljin	g	0-5	0-2	0-0	0	0	0	1	0	1	1	0	1	21
01	EDWARDS, Cortez	g	0-1	0-1	2-2	0	1	1	1	2	1	0	0	0	15
03	THOMAS III, Robert	g	1-2	1-2	2-0	0	0	0	1	5	1	1	0	0	10
11	RAMEY, Michael	g	4-5	4-5	0-0	0	1	1	2	12	1	2	0	1	20
12	ROWE, Tim	g	0-2	0-0	2-3	2	2	4	1	2	0	0	1	0	12
14	O'DONNELL, Michael	g	1-1	1-1	0-0	0	1	1	2	3	0	0	0	0	22
Team							1	3	4			2			
Totals			17-44	11-22	9-12	4	19	23	16	54	10	15	1	3	200

FG % 1st Half:	11-23	47.8%	2nd half:	6-21	28.6%	Game:	17-44	38.6%	Deadball Rebounds	0
3FG % 1st Half:	8-15	53.3%	2nd half:	3-7	42.9%	Game:	11-22	50.0%		
FT % 1st Half:	2-2	100.0%	2nd half:	7-10	70.0%	Game:	9-12	75.0%		

Officials: Duke Edsall (R), Greg Rennegarbe (U1), Craig Murley (U2)
 Technical fouls: Middle Tennessee-Team. Southern Miss-None.
 Attendance: 2917

Score by periods	1st	2nd	Total	Points	In	Off	2nd	Fast	Bench
Middle Tennessee	27	49	76	MT	18	18	13	6	32
Southern Miss	32	22	54	USM	8	12	2	0	24

Last FG - MT 2nd-02:40, USM 2nd-07:30.
 Largest lead - MT by 22 2nd-02:40, USM by 10 1st-13:24.
 Score tied - 5 times.
 Lead changed - 3 times.



Official Basketball Box Score -- Game Totals -- Final Statistics
UAB vs Middle Tennessee
 02/21/16 5:00 p.m. at Murfreesboro, TN

UAB 77 • 22-5, 12-2 C-USA

#	Player	Total		3-Ptr		Rebounds			PF	TP	A	TO	Blk	Stl	Min
		FG-FGA	FG-FGA	FT-FTA	Off	Def	Tot								
03	COKLEY, Chris	f	3-6	0-0	2-2	1	3	4	0	8	4	1	1	0	25
34	LEE, William	f	6-7	2-2	0-0	2	5	7	1	14	0	2	2	0	34
00	BAXTER, Hakeem	g	2-3	0-0	2-2	1	3	4	1	6	1	0	0	0	31
02	NORTON, Nick	g	2-4	2-3	1-2	1	2	3	4	7	5	2	0	1	24
04	BROWN, Robert	g	5-9	0-2	5-7	0	2	2	1	15	0	0	1	3	28
01	WATTS, Denzell	g	0-2	0-1	0-0	0	1	1	1	0	1	0	1	0	12
11	WILLIAMS, Dirk	g	7-8	3-4	2-2	1	2	3	3	19	1	3	1	0	21
21	MEHINTI, Tosin	g	0-1	0-0	3-6	0	3	3	3	3	0	2	0	0	15
22	MADDISON, Tyler	g	2-2	0-0	1-1	1	0	1	2	5	0	1	0	0	5
35	SULLIVAN, Lewis	g	0-2	0-0	0-0	0	1	1	2	0	0	0	0	0	5
Team							0	3	3						
Totals			27-44	7-12	16-22	7	25	32	18	77	12	13	5	5	200

FG % 1st Half:	11-21	52.4%	2nd half:	16-23	69.6%	Game:	27-44	61.4%	Deadball Rebounds	4
3FG % 1st Half:	2-4	50.0%	2nd half:	5-8	62.5%	Game:	7-12	58.3%		
FT % 1st Half:	12-17	70.6%	2nd half:	4-5	80.0%	Game:	16-22	72.7%		

Middle Tennessee 67 • 18-8, 10-4 C-USA

#	Player	Total		3-Ptr		Rebounds			PF	TP	A	TO	Blk	Stl	Min
		FG-FGA	FG-FGA	FT-FTA	Off	Def	Tot								
00	HARRIS, Darnell	f	4-8	3-5	0-0	1	0	1	3	11	1	0	1	2	19
02	BUFOR, Perrin	f	3-8	0-0	0-0	1	0	1	2	6	3	1	0	0	26
30	UPSHAW, Reggie	f	4-10	1-2	2-5	2	4	6	0	11	1	1	0	0	31
11	SIMPSON, Edward	g	1-3	0-2	0-0	0	1	1	2	2	1	0	0	1	24
20	POTTS, Giddy	g	4-10	3-7	2-2	0	3	3	3	13	0	2	0	1	32
03	PHILLIPS, Joshua	g	0-0	0-0	0-0	0	0	0	0	0	0	1	1	0	2
04	HABERSHAM, Xavier	g	1-1	0-0	0-0	0	1	1	1	2	2	1	0	1	13
10	RAYMOND, Jaqawn	g	1-3	1-3	1-2	0	1	1	4	4	2	0	0	0	19
14	FOOTE, Aldonis	g	2-3	0-0	1-2	0	1	1	5	5	1	1	0	1	12
25	COPELAND, Quavius	g	5-9	1-3	2-2	0	0	1	1	13	2	1	0	1	20
25	GAMBLE, Karl	g	0-0	0-0	0-0	0	1	1	0	0	0	0	0	0	2
Team							4	4	4			1			
Totals			25-55	9-22	8-13	8	12	20	21	67	13	9	2	7	200

FG % 1st Half:	10-24	41.7%	2nd half:	15-31	48.4%	Game:	25-55	45.5%	Deadball Rebounds	2
3FG % 1st Half:	4-10	40.0%	2nd half:	5-12	41.7%	Game:	9-22	40.9%		
FT % 1st Half:	4-6	66.7%	2nd half:	4-7	57.1%	Game:	8-13	61.5%		

Officials: Joe DeRosa, Ray Natli, Lee Cassell
 Technical fouls: UAB-None. Middle Tennessee-None.
 Attendance: 7822

Score by periods	1st	2nd	Total	Points	In	Off	2nd	Fast	Bench
UAB	36	41	77	UAB	32	10	12	4	27
Middle Tennessee	28	39	67	MT	28	9	11	0	24

Last FG - UAB 2nd-02:25, MT 2nd-00:14.
 Largest lead - UAB by 18 2nd-13:02, MT by 1 1st-04:46.
 Score tied - 6 times.
 Lead changed - 4 times.



Official Basketball Box Score -- Game Totals -- Final Statistics
WKU vs Middle Tennessee
 02/25/16 6:00 p.m. at Murfreesboro, TN

WKU 78 • (14-14, 6-9)

#	Player	Total		3-Ptr		Rebounds			PF	TP	A	TO	Blk	Stl	Min
		FG-FGA	FG-FGA	FT-FTA	Off	Def	Tot								
14	LAWSON, Ben	f	0-2	0-0	0-0	0	2	2	3	0	0	1	1	0	17
42	WATERS, Anton	f	6-7	0-0	0-0	2	3	5	3	12	0	2	0	0	21
01	MCNEAL, Chris	g	2-3	2-3	2-3	2	4	6	2	8	6	0	0	0	32
02	COSBY, Aaron	g	8-17	5-8	2-2	2	4	6	0	23	1	0	0	0	38
25	EDMOND, Fredrick	g	5-7	0-0	5-7	2	7	9	0	15	2	2	0	2	33
03	HUNTER, Marlon	g	1-3	0-1	0-0	1	0	1	0	2	1	0	0	0	7
20	ROSTOV, Aleksej	g	3-6	0-0	0-1	4	1	5	2	6	0	1	0	0	12
21	SNIPES, Nigel	g	2-5	1-3	2-2	0	1	1	3	7	1	2	0	0	16
23	JOHNSON, Justin	g	2-6	0-0	1-2	0	3	3	1	5	2	1	0	0	24
Team							0	2	2			1			
Totals			29-56	8-15	12-17	13	27	40	14	78	13	10	1	2	200

FG % 1st Half:	13-27	48.1%	2nd half:	16-29	55.2%	Game:	29-56	51.8%	Deadball Rebounds	0
3FG % 1st Half:	4-7	57.1%	2nd half:	4-8	50.0%	Game:	8-15	53.3%		
FT % 1st Half:	6-8	75.0%	2nd half:	6-9	66.7%	Game:	12-17	70.6%		

Middle Tennessee 72 • (18-9, 10-5)

#	Player	Total		3-Ptr		Rebounds			PF	TP	A	TO	Blk	Stl	Min
		FG-FGA	FG-FGA	FT-FTA	Off	Def	Tot								
30	Upshaw,Reggie	f	6-9	1-2	4-11	2	3	5	1	17	3	4	0	2	37
02	Buford,Perrin	f	5-7	0-0	1-2	1	0	1	4	11	3	2	0	0	21
10	Raymond,Jaqawn	g	2-5	1-3	0-0	0	0	0	2	5	0	0	1	0	24
11	Simpson,Edward	g	2-3	1-2	0-1	0	1	1	1	5	1	1	0	0	15
20	Potts,Giddy	g	6-15	4-9	3-4	3	9	12	2	19	1	0	0		



2015-16 BOX SCORES



Official Basketball Box Score -- Game Totals -- Final Statistics

Middle Tennessee vs FAU

3/3/16 7 p.m. at FAU Arena, Boca Raton, Fla.

Middle Tennessee 76 • 20-9, 12-5 C-USA

#	Player	Total			3-Ptr			Rebounds			PF	TP	A	TO	Blk	Stl	Min
		FG-FGA	FG-FGA	FT-FTA	FG-FGA	FG-FGA	FT-FTA	Off	Def	Tot							
00	Harris,Darnell	f	2-8	0-2	0-0	1	4	5	2	4	2	3	0	0	0	25	
02	Buford,Perrin	f	8-12	0-0	2-3	7	4	11	3	18	3	0	1	0	26		
30	Upshaw,Reggie	f	5-12	1-3	3-4	3	6	9	3	14	3	4	3	3	33		
10	Raymond,Jaqawn	g	5-8	2-4	0-0	1	2	3	1	12	1	1	0	2	30		
11	Simpson,Edward	g	2-10	1-5	0-0	2	3	5	3	5	4	4	0	0	31		
04	Habersham,Xavier	g	5-8	1-3	0-0	2	3	5	2	11	1	1	0	0	26		
15	Foote,Aldonis	g	2-2	2-2	0-1	0	4	4	2	6	2	0	0	0	11		
24	Copeland,Quavius	g	1-5	0-1	2-2	0	1	1	1	4	0	1	0	1	15		
25	Gamble,Karl	g	1-1	0-0	0-0	0	2	2	0	2	0	0	0	0	3		
	Team					0	1	1									
Totals			31-66	7-20	7-10	16	30	46	17	76	16	14	4	6	200		

FG % 1st Half: 16-32	50.0%	2nd half: 15-34	44.1%	Game: 31-66	47.0%	Rebounds
3FG % 1st Half: 3-8	37.5%	2nd half: 4-12	33.3%	Game: 7-20	35.0%	
FT % 1st Half: 3-4	75.0%	2nd half: 4-6	66.7%	Game: 7-10	70.0%	

FAU 59 • 7-23, 5-12 C-USA

#	Player	Total			3-Ptr			Rebounds			PF	TP	A	TO	Blk	Stl	Min
		FG-FGA	FG-FGA	FT-FTA	FG-FGA	FG-FGA	FT-FTA	Off	Def	Tot							
01	Cylla, Jeantal	f	4-8	1-3	5-5	1	1	2	4	14	1	1	0	1	29		
33	Delph, Ronald	c	2-9	0-0	2-2	2	5	7	3	6	0	2	5	1	29		
03	Filer, Adonis	g	6-14	1-5	3-3	2	6	8	0	16	1	1	0	0	36		
10	Rutherford, Nick	g	2-7	0-2	5-5	0	2	2	3	9	2	3	0	0	29		
12	Trapp, Jackson	g	1-4	1-2	0-0	0	2	2	2	3	0	0	0	1	28		
02	Botley, Marquan	g	1-4	1-3	2-2	0	0	0	0	5	1	1	0	2	13		
22	Poole, Solomon	g	2-6	0-2	0-1	0	3	3	1	4	1	5	0	2	25		
24	Hill, Jesse	g	1-2	0-0	0-0	0	0	0	0	2	0	0	0	0	6		
30	Shorten, Connor	g	0-1	0-0	0-0	0	0	0	0	0	1	0	0	1	5		
	Team					2	2	4									
Totals			19-55	4-17	17-18	7	21	28	13	59	7	13	5	8	200		

FG % 1st Half: 11-28	39.3%	2nd half: 8-27	29.6%	Game: 19-55	34.5%	Rebounds
3FG % 1st Half: 3-8	37.5%	2nd half: 1-9	11.1%	Game: 4-17	23.5%	
FT % 1st Half: 9-10	90.0%	2nd half: 8-8	100.0%	Game: 17-18	94.4%	

Officials: Ray Natli, Patrick Adams, Darron George
 Technical fouls: Middle Tennessee-None, FAU-None.
 Attendance: 1040

Score by periods	1st	2nd	Total
Middle Tennessee	38	38	76
FAU	34	25	59

	In	Off	2nd	Fast	Bench
Points	42	17	19	4	23
Paint	26	17	8	8	11

Last FG - MT 2nd-00:58, FAU 2nd-05:15.
 Largest lead - MT by 17 2nd-07:43, FAU None.

Score tied - 0 times.
 Lead changed - 0 times.



Official Basketball Box Score -- Game Totals -- Final Statistics

Middle Tennessee vs FIU

03/05/16 6 p.m. at Lime Court at FIU Arena

Middle Tennessee 61 • 21-9, 13-5 C-USA

#	Player	Total			3-Ptr			Rebounds			PF	TP	A	TO	Blk	Stl	Min
		FG-FGA	FG-FGA	FT-FTA	FG-FGA	FG-FGA	FT-FTA	Off	Def	Tot							
00	Harris,Darnell	*	1-4	1-2	0-0	0	0	0	5	3	0	0	0	0	0	13	
02	Buford,Perrin	*	3-5	1-1	4-6	0	5	5	4	11	3	1	3	0	25		
10	Raymond,Jaqawn	*	3-5	2-4	2-3	0	3	3	1	10	2	0	0	1	28		
11	Simpson,Edward	*	1-4	1-4	1-2	1	2	3	2	4	4	1	0	1	28		
30	Upshaw,Reggie	*	7-15	1-1	7-10	6	7	13	2	22	0	1	3	0	34		
04	Habersham,Xavier		2-5	0-3	1-2	0	3	3	2	5	0	0	1	0	30		
15	Foote,Aldonis		2-5	0-1	0-0	1	6	7	2	4	1	2	0	0	23		
24	Copeland,Quavius		1-3	0-0	0-0	0	1	1	1	2	2	2	0	0	13		
25	Gamble,Karl		0-3	0-0	0-0	0	2	2	1	0	0	0	0	0	6		
	Team					0	0	0									
Totals			20-49	6-16	15-23	8	29	37	20	61	12	9	7	2	200		

FG % 1st Half: 13-27	48.1%	2nd half: 7-22	31.8%	Game: 20-49	40.8%	Rebounds
3FG % 1st Half: 3-7	42.9%	2nd half: 3-9	33.3%	Game: 6-16	37.5%	
FT % 1st Half: 6-9	66.7%	2nd half: 9-14	64.3%	Game: 15-23	65.2%	

FIU 58 • 13-18, 7-11 C-UA

#	Player	Total			3-Ptr			Rebounds			PF	TP	A	TO	Blk	Stl	Min
		FG-FGA	FG-FGA	FT-FTA	FG-FGA	FG-FGA	FT-FTA	Off	Def	Tot							
01	BOSWELL, Jason	*	0-1	0-0	0-0	0	1	1	0	0	0	0	0	0	0	19	
02	MCGILL, Donte	*	4-9	0-2	3-6	0	2	2	1	11	1	2	0	1	32		
04	WILLIAMS, Kimar	*	0-2	0-0	0-0	1	1	2	0	0	0	0	0	1	16		
20	DIAZ, Adrian	*	3-6	0-0	4-6	3	3	6	5	10	1	1	2	0	13		
32	DRAPER, Daviyon	*	3-17	0-3	7-8	0	3	3	3	13	6	2	1	0	40		
05	STEPHEN, Elmo		5-6	1-1	3-4	1	4	5	2	14	0	1	0	1	30		
12	NOTTAGE, Eric		2-3	1-1	1-1	0	3	3	2	6	0	1	0	0	24		
24	SMITH, Cameron		2-4	0-0	0-1	0	3	3	5	4	0	0	0	2	18		
31	DOUGLAS, Michael		0-1	0-1	0-0	0	0	0	1	0	0	0	0	0	8		
	Team					3	4	7									
Totals			19-49	2-8	18-26	8	24	32	19	58	8	7	3	5	200		

FG % 1st Half: 10-23	43.5%	2nd half: 9-26	34.6%	Game: 19-49	38.8%	Rebounds
3FG % 1st Half: 1-2	50.0%	2nd half: 1-6	16.7%	Game: 2-8	25.0%	
FT % 1st Half: 10-13	76.9%	2nd half: 8-13	61.5%	Game: 18-26	69.2%	

Officials: Jeff Malham, Zeltan Steed, Bobby Daw
 Technical fouls: Middle Tennessee-None, FIU-None.
 Attendance: 2422

Score by periods	1st	2nd	Total
Middle Tennessee	35	26	61
FIU	31	27	58

	In	Off	2nd	Fast	Bench
Points	22	3	9	2	11
Paint	26	5	6	0	24

Last FG - MT 2nd-00:01, FIU 2nd-02:40.
 Largest lead - MT by 7 2nd-13:23, FIU by 5 1st-17:38.

Score tied - 4 times.
 Lead changed - 1 time.



Official Basketball Box Score -- Game Totals -- Final Statistics

Charlotte vs Middle Tennessee

03/10/16 6 p.m. at Birmingham, Ala. (Legacy Arena)

Charlotte 61 • 14-19

#	Player	Total			3-Ptr			Rebounds			PF	TP	A	TO	Blk	Stl	Min
		FG-FGA	FG-FGA	FT-FTA	FG-FGA	FG-FGA	FT-FTA	Off	Def	Tot							
00	UCHEBO, Joseph	f	3-6	0-0	3-4	2	5	7	0	9	0	1	1	0	23		
01	OGBUEZE, Braxton	g	8-17	5-12	0-1	1	1	2	3	21	1	3	0	0	40		
02	WHITE, Andrien	g	0-4	0-3	2-4	0	1	1	5	2	0	0	0	0	18		
03	DAVIS, Jon	g	4-15	0-4	4-4	1	1	2	4	12	6	5	1	5	40		
10	SCOTT, Curran	g	4-9	2-3	0-0	0	2	2	3	10	1	3	0	0	28		
00	CAMIDGE, Ridell	g	0-1	0-1	0-0	0	0	0	0	0	0	0	0	0	7		
15	VANHOOK, Anthony	g	3-10	0-0	1-1	3	5	8	4	7	2	2	1	3	29		
25	AUBE, Reid	g	0-1	0-0	0-0	0	3	6	4	0	0	1	0	1	15		
	Team					3	1	4									
Totals			22-63	7-23	10-14	13	19	32	23	61	10	16	3	9	200		

FG % 1st Half: 13-31	41.9%	2nd half: 9-32	28.1%	Game: 22-63	34.9%	Rebounds
3FG % 1st Half: 3-8	37.5%	2nd half: 4-15	26.7%	Game: 7-23	30.4%	
FT % 1st Half: 7-9	77.8%	2nd half: 3-5	60.0%	Game: 10-14	71.4%	

Middle Tennessee 79 • 22-9

#	Player	Total			3-Ptr			Rebounds			PF	TP	A	TO	Blk	Stl	Min
		FG-FGA	FG-FGA	FT-FTA	FG-FGA	FG-FGA	FT-FTA	Off	Def	Tot							
00	Harris,Darnell	f	3-5	1-2	0-2	0	7	7	3	7	0	2	1	1	25		
02	Buford,Perrin	f	10-12	1-2	1-1	3</											



Official Basketball Box Score - Game Totals - Final Statistics
Old Dominion vs Middle Tennessee
03/12/16 1:30 p.m. at Birmingham, Ala. (Legacy Arena)

Old Dominion 53 • 22-13

#	Player		Total			3-Ptr			Rebounds			PF	TP	A	TO	Blk	Stl	Min
			FG-FGA	FG-FGA	FT-FTA	FG-FGA	FG-FGA	FT-FTA	Off	Def	Tot							
21	TAYLOR, Denzell	f	2-3	0-0	2-3	3	0	3	4	6	2	3	0	3	33			
24	TALLEY, Zoran	f	3-7	0-0	0-0	3	5	8	1	6	1	0	0	0	28			
25	STITH, Brandon	f	2-6	0-0	1-4	3	9	12	3	5	0	1	2	1	33			
01	BACOTE, Aaron	g	4-11	0-3	7-7	0	3	3	1	15	1	2	0	2	35			
20	FREEMAN, Trey	g	7-23	1-4	2-2	1	6	7	3	17	0	5	0	1	39			
00	BAKER, Jordan		0-1	0-1	0-0	0	1	1	1	0	0	3	0	1	17			
04	CAVER, Ahmad		0-2	0-1	0-0	0	0	0	1	0	0	0	0	4				
30	BIBERAJ, Nik		2-3	0-0	0-0	1	2	3	1	4	0	0	1	0	11			
	Team					4	1	5										
Totals			20-56	1-9	12-16	15	27	42	15	53	4	14	3	8	200			
FG % 1st Half: 11-28 39.3%			2nd half: 9-28 32.1%			Game: 20-56 35.7%			Deadball Rebounds									
3FG % 1st Half: 0-4 0.0%			2nd half: 1-5 20.0%			Game: 1-9 11.1%												
FT % 1st Half: 6-7 85.7%			2nd half: 6-9 66.7%			Game: 12-16 75.0%												

Middle Tennessee 55 • 24-9

#	Player		Total			3-Ptr			Rebounds			PF	TP	A	TO	Blk	Stl	Min
			FG-FGA	FG-FGA	FT-FTA	FG-FGA	FG-FGA	FT-FTA	Off	Def	Tot							
00	Harris, Darnell	f	4-8	0-4	2-4	0	4	4	3	10	1	0	1	1	33			
02	Buford, Perrin	f	3-13	0-0	3-4	0	6	6	2	9	1	3	2	1	38			
30	Upshaw, Reggie	f	3-9	0-1	3-4	3	3	6	0	9	2	4	1	1	36			
10	Raymond, Jaqawn	g	3-5	2-4	1-2	1	1	2	2	9	3	0	0	1	39			
20	Potts, Giddy	g	5-10	4-5	0-0	1	3	4	5	14	0	2	0	0	27			
04	Habersham, Xavier		0-3	0-2	0-0	0	2	2	2	0	0	1	0	0	15			
15	Foote, Aldonis		1-3	0-0	2-2	2	3	5	3	4	0	1	0	1	8			
24	Copeland, Quavius		0-1	0-0	0-0	0	1	1	0	0	1	2	0	0	2			
25	Gamble, Karl		0-0	0-0	0-0	0	1	1	0	0	0	0	0	0	2			
	Team					2	0	2										
Totals			19-52	6-16	11-16	9	24	33	17	55	8	13	4	5	200			
FG % 1st Half: 8-24 33.3%			2nd half: 11-28 39.3%			Game: 19-52 36.5%			Deadball Rebounds									
3FG % 1st Half: 3-5 60.0%			2nd half: 3-11 27.3%			Game: 6-16 37.5%												
FT % 1st Half: 4-6 66.7%			2nd half: 7-10 70.0%			Game: 11-16 68.8%												

Officials: Gary Maxwell, Terry Oglesby, Darron George
 Technical fouls: Old Dominion-None, Middle Tennessee-None.
 Attendance: 5519
 MTSU is going dancing!!! Congratulations to the Blue Raiders!!

Score by periods	1st	2nd	Total
Old Dominion	28	25	53
Middle Tennessee	23	32	55

Last FG - ODU 2nd-01:11, MT 2nd-00:51.
 Largest lead - ODU by 7 2nd-18:05, MT by 5 2nd-08:07.

Score tied - 10 times.
 Lead changed - 11 times.

	Points	In	Off	2nd	Fast	Bench
		Paint	T/O	Chance	Break	
ODU	28	16	19	4	4	
MT	26	9	10	2	4	



Official Basketball Box Score - Game Totals - Final Statistics
Middle Tennessee vs Michigan State
3/18/16 1:50 PM CT at Scottrade Center, St. Louis, Missouri

Middle Tennessee 90 • 25-9

#	Player		Total			3-Ptr			Rebounds			PF	TP	A	TO	Blk	Stl	Min
			FG-FGA	FG-FGA	FT-FTA	FG-FGA	FG-FGA	FT-FTA	Off	Def	Tot							
00	Harris, Darnell	f	5-13	3-5	2-3	2	1	3	4	15	2	2	0	0	28			
30	Upshaw, Reggie	f	8-14	3-6	2-7	3	1	4	3	21	4	3	3	1	38			
02	Buford, Perrin	g	6-11	0-0	3-5	1	6	7	2	15	6	3	1	0	39			
10	Raymond, Jaqawn	g	4-7	2-3	1-1	1	3	4	2	11	3	0	0	2	37			
20	Potts, Giddy	g	6-10	3-5	4-4	0	5	5	0	19	1	0	1	2	39			
04	Habersham, Xavier		0-0	0-0	0-0	0	0	0	0	0	0	1	0	0	3			
15	Foote, Aldonis		2-2	0-0	0-0	1	2	2	4	0	0	0	1	8				
24	Copeland, Quavius		1-1	0-0	1-1	0	0	0	3	0	0	1	0	3				
25	Gamble, Karl		1-1	0-0	0-0	1	0	1	0	2	0	0	0	5				
	Team					1	1	2										
Totals			33-59	11-19	13-21	10	18	28	13	90	16	10	5	6	200			
FG % 1st Half: 16-29 55.2%			2nd half: 17-30 56.7%			Game: 33-59 55.9%			Deadball Rebounds									
3FG % 1st Half: 8-12 66.7%			2nd half: 3-7 42.9%			Game: 11-19 57.9%												
FT % 1st Half: 1-1 100.0%			2nd half: 12-20 60.0%			Game: 13-21 61.9%												

Michigan State 81 • 29-6

#	Player		Total			3-Ptr			Rebounds			PF	TP	A	TO	Blk	Stl	Min
			FG-FGA	FG-FGA	FT-FTA	FG-FGA	FG-FGA	FT-FTA	Off	Def	Tot							
10	Costello, Matt	f	9-10	0-0	4-5	2	7	9	3	22	2	0	1	1	31			
23	Davis, Deyonta	f	5-8	0-0	0-0	2	1	3	2	10	0	0	1	0	15			
05	Forbes, Bryn	g	4-12	4-10	2-2	0	0	0	3	14	1	1	0	1	30			
14	Harris, Eron	g	3-3	2-2	1-2	1	3	4	3	9	2	5	0	0	24			
45	Valentine, Denzel	g	5-13	3-8	0-0	2	4	6	4	13	12	6	0	2	37			
00	Ahrens, Kyle		0-0	0-0	0-0	0	0	0	0	0	0	0	0	0	0			
02	Bess, Javon		0-0	0-0	0-0	0	1	1	0	1	0	1	0	0	7			
03	Ellis III, Alvin		1-1	0-0	0-0	0	0	0	0	2	0	0	0	2	8			
11	Nairn Jr., Lourawls		0-0	0-0	0-0	0	0	0	0	0	1	1	0	0	7			
15	Clark Jr., Marvin		1-1	1-1	0-0	0	0	0	0	3	0	0	0	0	4			
20	McQuaid, Matt		1-3	1-3	0-0	0	1	1	1	3	0	1	0	0	14			
25	Goins, Kenny		0-1	0-0	0-0	0	0	0	0	0	1	0	0	0	4			
30	Van Dyk, Matt		0-0	0-0	0-0	0	0	0	0	0	0	0	0	0	0			
34	Schilling, Gavin		1-2	0-0	1-4	1	2	3	4	3	0	0	0	0	13			
41	Wollenman, Colby		0-0	0-0	2-2	0	3	3	1	2	0	0	0	0	6			
	Team					0	0	0										
Totals			30-54	11-24	10-15	8	22	30	22	81	20	14	2	6	200			
FG % 1st Half: 13-26 50.0%			2nd half: 17-28 60.7%			Game: 30-54 55.6%			Deadball Rebounds									
3FG % 1st Half: 4-8 50.0%			2nd half: 7-16 43.8%			Game: 11-24 45.8%												
FT % 1st Half: 5-7 71.4%			2nd half: 5-8 62.5%			Game: 10-15 66.7%												

Officials: Bryan Kersey, Clarence Armstrong, Brett Nansel
 Technical fouls: Middle Tennessee-None, Michigan State-None.
 Attendance: 14250

Score by periods	1st	2nd	Total
Middle Tennessee	41	49	90
Michigan State	35	46	81

Last FG - MT 2nd-00:40, MICHST 2nd-00:15.
 Largest lead - MT by 13 1st-15:30, MICHST None.

Score tied - 1 time.
 Lead changed - 0 times.

	Points	In	Off	2nd	Fast	Bench
		Paint	T/O	Chance	Break	
MT	38	18	10	6	9	
MICHST	36	15	8	5	13	



Official Basketball Box Score - Game Totals - Final Statistics
Middle Tennessee vs Syracuse
3/20/16 5:10 PM CT at Scottrade Center, St. Louis, Missouri

Middle Tennessee 50 • 25-10

#	Player		Total			3-Ptr			Rebounds			PF	TP	A	TO	Blk	Stl	Min
			FG-FGA	FG-FGA	FT-FTA	FG-FGA	FG-FGA	FT-FTA	Off	Def	Tot							
00	Harris, Darnell	f	4-13	1-5	2-2	4	1	5	2	11	1	2	0	0	26			
04	Habersham, Xavier	f	0-3	0-3	0-0	0	0	0	0	0	0	0	0	0	6			
30	Upshaw, Reggie	f	1-10	0-1	0-2	5	3	8	3	2	1	0	0	1	29			
10	Raymond, Jaqawn	g	3-6	3-5	0-0	1	1	2	4	9	2	1	0	3	33			
20	Potts, Giddy	g	3-8	3-6	0-0	2	0	2	1	9	1	2	0	0	31			
02	Buford, Perrin		3-12	1-2	1-2	1	4	5	2	8	1	3	1	0	34			
15	Foote, Aldonis		3-7	0-1	0-0	2	3	5	2	6	2	0	0	0	19			
24	Copeland, Quavius		2-4	0-1	0-0	0	2	2	0	4	0	1	0	0	13			
25	Gamble, Karl		0-1	0-0	1-2	1	1	2	1	1	0	0	1	0	9			
	Team					2	2	4										
Totals			19-64	8-24	4-8	18	17	35	15	50	8	10	2	4	200			
FG % 1st Half: 11-32 34.4%			2nd half: 8-32 25.0%			Game: 19-64 29.7%			Deadball Rebounds									
3FG % 1st Half: 3-11 27.3%			2nd half: 5-13 38.5%</															



RECORDS &

HONORS

TM



GAME

Most Points

1.	143	Tenn. Wesleyan	12/08/88	143-68
2.	132	Alabama State	1/15/86	132-101
t3.	127	Cumberland	12/02/87	127-57
t3.	127	Sue Bennett	12/29/96	127-70
5.	118	Freed-Hardeman	1/02/86	118-52

Field Goals Made

1.	58	Tennessee Wesleyan	12/08/88
t2.	51	Freed-Hardeman	1/02/86
t2.	51	St. Bernard	12/01/73
t2.	51	Cumberland	12/02/87
t5.	50	Alabama State	1/15/86
t5.	50	Tennessee Tech	2/02/87

Field Goal Attempts

1.	93	Tennessee Wesleyan	12/08/88
2.	89	Alabama State	1/15/86
3.	88	Cumberland	12/02/87
4.	87	UNC-Charlotte	12/18/87
5.	85	Southern Univ.	1/06/94

Field Goal Percentage (30 made)

1.	71.4	at UCLA	11/15/11	35-49
2.	68.9	Tennessee Tech	1/18/81	31-45
3.	68.4	Austin Peay	1/12/87	39-57
4.	67.3	Oral Roberts	11/27/95	33-49
5.	66.0	UT Martin	2/26/00	35-53

3-Point Field Goals Made

1.	16	Southern Miss.	2/13/16
t2.	15	Eastern Kentucky	2/03/00
t2.	15	Houston Baptist	2/13/10
t4.	14	UT Martin	1/31/98
t4.	14	Minnesota	12/03/93
t4.	14	Belmont	2/01/99

3-Point Field Goal Attempts

t1.	33	Southeast Missouri	1/18/97
t1.	33	Central Florida	12/12/00
t1.	33	Houston Baptist	2/13/10
t4.	32	Florida International	1/05/02
t4.	32	North Carolina	2/01/97
t4.	32	Belmont	2/01/99

3-Point FG Percentage (10 made)

1.	90.9	at UCLA	11/15/11	10-11
2.	66.7	Trevecca	11/14/08	12-18
t3.	64.7	Tennessee Martin	2/26/00	11-17
t3.	64.7	Arkansas State	1/24/02	11-17
5.	59.3	Southern Miss.	2/13/16	16-27

Free Throws Made

1.	44	Eastern Kentucky	2/18/57
2.	41	Louisiana	1/8/11
3.	35	Tennessee State	12/05/04
t4.	34	Akron	1/11/88
t4.	34	UT Chattanooga	12/14/96

Free Throw Attempts

1.	63	Eastern Kentucky	2/18/57
2.	49	Louisiana	1/8/11
t3.	44	Akron	1/11/88
t3.	44	Austin Peay	1/28/83
t3.	44	Austin Peay	3/06/87
t3.	44	Arkansas State	1/15/04
t3.	44	Tennessee State	12/05/04

Free Throw Percentage (15 made)

t1.	1.000	FAU	3/07/15	18-18
t1.	1.000	Kennesaw St.	12/16/88	16-16
3.	.960	Murray St.	11/18/14	24-25
4.	.952	Eastern Kentucky	1/09/78	25-26
5.	.950	New Orleans	2/28/83	19-20

Most Rebounds

1.	85	Austin Peay	1/23/65
2.	70	Mississippi Valley State	12/07/91
3.	69	Belmont	12/07/85
4.	65	Culver Stockton	1/02/78

5.	64	Morehead State	1/06/79
----	----	----------------	---------

Most Assists

1.	37	Tennessee Wesleyan	12/08/88
2.	36	Freed-Hardeman	1/02/86
t3.	34	Alabama State	1/15/86
t3.	34	Urbana	12/19/84
t5.	32	Tennessee Tech	2/02/87
t5.	32	Trevecca	11/14/08

Most Steals

1.	22	at Tennessee	12/10/99
t2.	19	North Texas	1/06/01
t2.	19	UAB	12/22/98
t2.	19	Sue Bennett	12/29/96
t5.	18	Southeast Missouri	1/18/97
t5.	18	Freed-Hardeman	1/02/86
t5.	18	Bryan College	11/17/01
t5.	18	Montreat	11/27/96

Most Blocked Shots

t1.	12	Kennesaw State	11/26/90
t1.	12	Western Kentucky	2/26/04
t3.	9	Morehead State	1/25/92
t3.	9	Arkansas-Little Rock	1/26/02
t3.	9	Tennessee State	1/28/91
t3.	9	IUPUI	11/21/01
t3.	9	Mississippi Valley State	11/23/90
t3.	9	South Carolina State	11/29/90
t3.	9	Cumberland	12/02/87
t3.	9	Tennessee Wesleyan	12/02/04
t3.	9	Belmont	12/13/11

Most Turnovers

1.	33	Cincinnati	1/06/92
2.	30	Tennessee Tech	2/12/00
3.	28	IP-Fort Wayne	1/31/02
t4.	27	South Alabama	12/20/91
t4.	27	Georgia Southern	12/20/90

Fewest Turnovers

1.	5	Arkansas State	12/22/88
t2.	6	Many Opponents	

Most Fouls

1.	49	Eastern Kentucky	2/20/89
t2.	34	Louisiana	1/8/11
t2.	34	St. Bonaventure	12/30/93
t2.	34	Cleveland State	1/06/90
5.	33	Evansville	12/18/10

SEASON

Points

1.	2810	(31 games)	1988-89
2.	2788	(34 games)	1985-86
3.	2763	(34 games)	1997-88
4.	2539	(35 games)	2015-16
5.	2487	(29 games)	1986-87

Scoring Average

1.	90.6	(31 games)	1988-89
2.	86.1	(26 games)	1973-74
3.	85.8	(29 games)	1986-87
4.	85.6	(28 games)	1974-75
5.	84.6	(26 games)	1968-69

Field Goals Made

1.	1160	(34 games)	1985-86
2.	1086	(31 games)	1988-89
3.	1048	(34 games)	1987-88
4.	986	(29 games)	1986-87
5.	979	(28 games)	1974-75

Field Goals Attempted

1.	2284	(34 games)	1985-86
2.	2216	(31 games)	1988-89
3.	2180	(26 games)	1968-69
4.	2162	(34 games)	1987-88
5.	2095	(28 games)	1974-75

Field Goal Percentage

1.	.511	(739-1445)	1977-78
2.	.508	(1160-2284)	1985-86
t3.	.499	(782-1566)	1978-79
t3.	.499	(737-1477)	1980-81
5.	.497	(986-1985)	1986-87

3-Point Field Goals Made

1.	279	(35 games)	2015-16
2.	261	(31 games)	1996-97
3.	242	(36 games)	2014-15
t4.	205	(31 games)	1998-99
t4.	205	(29 games)	2001-02

3-Point Field Goal Attempts

1.	716	(35 games)	2015-16
2.	682	(31 games)	1996-97
3.	675	(36 games)	2014-15
4.	607	(29 games)	2001-02
5.	577	(31 games)	1998-99

3-Point FG Percentage

1.	.438	(53-121)	1986-87
2.	.413	(142-344)	1988-89
3.	.408	(133-326)	1987-88
4.	.390	(279-716)	2015-16
5.	.383	(261-682)	1996-97

Free Throws Made

t1.	584	(32 games)	2010-11
t1.	584	(25 games)	1956-57
3.	580	(33 games)	1959-60
4.	534	(34 games)	1987-88
5.	532	(34 games)	2011-12

Free Throws Attempted

1.	881	(25 games)	1956-57
2.	838	(34 games)	2011-12
3.	823	(32 games)	2010-11
4.	796	(23 games)	1959-60
5.	760	(34 games)	2012-13

Free Throw Percentage

1.	.760	(496-653)	1988-89
2.	.740	(462-624)	1986-87
3.	.734	(475-647)	1976-77
4.	.733	(458-625)	1999-2000
5.	.730	(444-608)	1989-90

Rebounds

1.	1685	1968-69
2.	1389	1974-75
3.	1361	1969-70
4.	1357	1985-86
5.	1351	1964-65

Rebounding Average

1.	64.8	(26 games)	1968-69
2.	58.8	(21 games)	1957-58
3.	56.3	(24 games)	1964-65
4.	54.0	(24 games)	1967-68

Assists

1.	673	1985-86
2.	533	1988-89
3.	531	1986-87
4.	527	1987-88
5.	525	2011-12

Assists Average

1.	19.8	(34 games)	1985-86
2.	18.3	(29 games)	1986-87
3.	17.3	(28 games)	1999-2000
4.	17.2	(31 games)	1988-89
5.	16.7	(31 games)	1996-97



TEAM RECORDS

Blocked Shots

1.	150	2011-12
2.	143	1990-91
3.	128	2012-13
4.	123	2015-16
5.	114	2010-11

Blocked Shots Average

1.	4.8 (30 games)	1990-91
2.	4.4 (34 games)	2011-12
3.	3.9 (27 games)	1991-92
4.	3.7 (34 games)	2012-13
t5.	3.6 (32 games)	2010-11
t5.	3.6 (28 games)	1999-2000

Steals

1.	294	1998-99
2.	287	1985-86
3.	278	1999-2000
4.	277	2010-11
5.	238	2011-12

Steals Average

1.	9.9 (28 games)	1999-2000
2.	9.5 (31 games)	1998-99
t3.	8.7 (32 games)	2010-11
t3.	8.7 (27 games)	1994-95
t5.	8.4 (34 games)	1985-86
t5.	8.4 (27 games)	1993-94

Most Turnovers

1.	542	1973-74
2.	540	1998-99
3.	533	1974-75
4.	532	1975-76
5.	526	1976-77

Fewest Turnovers

1.	364	1989-90
2.	365	1979-80
t3.	371	1983-84
t3.	371	2008-09
5.	373	1980-81

Most Fouls

1.	756	2010-11
2.	702	2015-16
3.	700	2012-13
4.	696	2009-10
5.	685	1988-89

Fewest Fouls

1.	355	1963-64
2.	411	1955-56
3.	419	1957-58
4.	424	1963-64
5.	452	1983-84

Most Disqualifications

1.	34	1964-65
2.	31	1993-94
3.	30	1978-79
4.	29	1966-67
5.	28	2010-11

Fewest Disqualifications

1.	5	1983-84
t2.	7	2012-13
t2.	7	2011-12
4.	8	1996-97
5.	9	1997-98
6.	10	1998-99

MISCELLANEOUS

Best Winning Percentage

1.	.848 (28-6)	2012-13
2.	.821 (23-5)	1974-75
3.	.794 (27-7)	2011-12
4.	.759 (22-7)	1986-87
5.	.742 (23-8)	1988-89

Most Wins

1.	28	2012-13
2.	27	2011-12
3.	25	2015-16
4.	24	2013-14
t5.	23	1974-75
t5.	23	1985-86
t5.	23	1987-88
t5.	23	1988-89

Most Losses

1.	22	2001
2.	20	1982-83
t3.	19	1998-99
t3.	19	1993-94
t5.	17, five times	

Most Consecutive Wins

1.	17	2012-13
2.	14	1985-86
3.	13	1974-75
4.	12	1980-81
5.	12	2011-12
6.	10	1973-74

Most Consecutive Losses

1.	33	1973-75
2.	31	1972-73
3.	15	2000-01
t4.	9	1982-83
t4.	9	1962-63
t6.	8	1965-66
t6.	8	1939-40

Best Home Record (By Wins)

1.	16-0	2012-13
2.	16-3	1987-88
3.	15-2	2011-12
4.	14-0	1985-86
5.	14-1	1973-74
t6.	13-0	1988-89
t6.	13-0	1974-75
8.	13-1	1996-97
9.	13-3	1984-85

Consecutive Home Wins

1.	34	12/11/73-01/07/76
2.	23	12/07/85-02/09/87
3.	22	11/09/2012-11/30/13
4.	20	01/25/88-12/16/89
5.	14	01/18/97-02/05/98
6.	13	11/22/11-3/13/12
7.	12	02/08/68-01/11/69

Best Road Record (By Wins)

1.	11-3	2012-13
2.	11-5	2011-12
3.	9-4	1986-87
4.	9-5	1990-91
5.	8-3	1981-82
6.	8-5	2015-16
7.	7-3	1974-75
8.	7-5	1976-77
9.	7-6	1997-98
10.	7-7	2006-07
11.	7-8	2009-10

Consecutive Road Wins

1.	9	1/5/13-3/10/13
2.	6	12/3/80-1/15/81
t3.	5	12/31/06-1/20/07
t3.	5	1/21/91-2/11/91
t3.	5	1/6/86-2/1/86
t3.	5	1/7/78-2/13/78
t3.	5	1/7/75-2/1/75
t8.	4	1/5/12-1/21/12
t8.	4	11/13/11-12/1/11
t8.	4	1/9/10-2/6/10
t8.	4	11/20/97-12/6/98
t8.	4	1/5/87-1/24/87
t8.	4	2/4/82-2/20/82

Best League Record (By Wins)

1.	19-1	2012-13
2.	14-2	2011-12
t3.	13-5	2009-10
t3.	13-5	2015-16
5.	12-2	1974-75
6.	12-4	1981-82
7.	12-6	1997-98
t8.	11-3	1987-88
t8.	11-3	1986-87
t10.	11-7	2007-08
t10.	11-7	1996-97

Best League Home Record (By Wins)

1.	10-0	2012-13
2.	8-0	2011-12
3.	8-1	1996-97
t4.	7-0	1985-86
t4.	7-0	1974-75
t4.	7-0	1973-74
7.	7-1	2010-11
t8.	7-2	2014-15
t8.	7-2	2007-08
t8.	7-2	1997-98
t8.	7-2	2015-16

Largest Murphy Center Crowds

1.	11,807 vs. WKU	2/26/04
2.	11,802 vs. Tennessee	11/21/08
3.	11,800 vs. Tennessee Tech	2/8/75
4.	11,600 vs. Austin Peay	1/26/74
t5.	11,520 vs. WKU	3/1/75
t5.	11,520 vs. Tennessee	3/18/88
7.	11,500 vs. Tennessee Tech	2/3/86
8.	11,380 vs. North Carolina	11/30/98
9.	10,800 vs. Austin Peay	1/27/75
10.	10,729 vs. Tennessee State	1/17/98

Most Points - Both Teams

1.	229 (East Tennessee 123, MT 106)	2/22/60
2.	223 (MT 132, Alabama St. 101)	1/15/86
3.	220 (MT 125, Austin Peay 95)	1/23/65
4.	216 (MT 111, Austin Peay 105)	2/23/89
t5.	212 (Three Times)	

Largest Losing Margin

1.	69 (Tennessee, 11/20/07)	40-109
2.	55 (Morehead State, 2/24/55)	68-123
t3.	50 (North Carolina, 2/01/97)	49-99
t3.	50 (Western Kentucky, 1/30/65)	84-134
5.	45 (Alabama, 11/29/82)	58-103

Most Points in a Half

77, vs. Tennessee Wesleyan (2) (12/08/88)

Most Points in an NIT Game

86, vs. Marshall (3/13/12)

Most Points in an NCAA Tournament Game

97, vs. Florida State (3/16/89)

POINTS

1.	44	Mike Milholland	Austin Peay	1/23/65
2.	43	Bob Burden	Lipscomb	12/01/59
3.	41	Milton Dean	SE Missouri	1/14/94
4.	39	Bob Gardner	UT-Chattanooga	12/12/66
t5.	38	Willie Brown	Austin Peay	1/27/68
t5.	38	Willie Brown	East Tennessee	1/06/69
t5.	38	Willie Brown	UT-Chattanooga	2/08/68
t8.	37	Robert Taylor	Austin Peay	3/02/91
t8.	37	Tim Sisneros	Marshall	2/25/76
t10.	36	Bob Williamson	Tenn. Tech	2/15/58
t10.	36	Jim Drew	Tenn. Tech	2/14/70
t10.	36	John Price	Union	2/20/54
t10.	36	Willie Brown	Western Ky.	3/02/68
14.	35	Billy Martin	Western Ky.	2/19/65
15.	34	James Washington	Houston Baptist	2/13/10
t16.	32	William Pippen	Christian Bros.	12/18/02
t16.	32	William Pippen	Fla. International	2/22/03
t16.	32	Desmond Yates	Houston Baptist	2/07/09
t16.	32	Reggie Upshaw	Trevecca	12/30/15
t20.	30	Jim Drew	Florence State	12/18/70
t20.	30	Tommy Gunn	New Orleans	1/18/03
t20.	30	Mike Dean	Arkansas State	1/15/04
t20.	30	Desmond Yates	New Orleans	1/19/08
t24.	29	Perrin Buford	UAB	2/28/15
t24.	29	Tommy Gunn	UT Martin	11/27/02
t24.	29	Giddy Potts	Charlotte	1/14/16
t27.	28	Giddy Potts	Marshall	2/19/15
t27.	28	Kerry Hammonds	South Alabama	2/5/11
t27.	28	Desmond Yates	Arkansas State	2/04/08
t30.	27	Kerry Hammonds II	Louisiana	1/19/13
t30.	27	Tommy Gunn	New Orleans	1/24/04
t30.	27	Tommy Gunn	New Mexico St.	1/10/02
t30.	27	William Pippen	North Texas	2/06/03
t30.	27	Desmond Yates	Troy	12/11/08
t30.	27	Giddy Potts	Rice	1/23/16
t30.	27	Reggie Upshaw	Charlotte	3/10/16

FIELD GOALS MADE

1.	17	Willie Brown	UT-Chattanooga	2/06/68
2.	16	Les Gregory	Tennessee Tech	3/03/88
3.	16	Tim Sisneros	Marshall	2/25/76
4.	16	Tim Sisneros	Western Kentucky	2/07/76
5.	15	11 Players Tied		

FIELD GOALS ATTEMPTED

t1.	36	Willie Brown	UT Martin	2/01/68
t1.	36	Willie Brown	Westen Kentucky	2/03/68
t3.	34	Willie Brown	Carson Newman	12/18/68
t3.	34	Willie Brown	UT-Chattanooga	2/08/68
5.	31	Willie Brown	Pan-American	12/21/68
t6.	30	Bennett Jent	Tennessee Tech	1/14/63
t6.	30	Billy Martin	Tennessee Tech	2/02/65
t6.	30	Doug Shrader	Morehead State	2/24/55
t6.	30	Paul Holland	East Tennessee	1/07/61
t10.	29	Doug Shrader	Lincoln Memorial	3/1/55
t10.	29	Willie Brown	at Austin Peay	1/27/68
t10.	29	Willie Brown	at Eastern Kentucky	2/22/69
t10.	29	Willie Brown	at UT-Chattanooga	2/27/69

FIELD GOAL PERCENTAGE (10 MADE)

t1.	11-11	Quincy Vance	Austin Peay	2/25/91
t1.	10-10	Gerald Harris	Alcorn State	12/23/89
t1.	10-10	Warren Kidd	Florida Int'l.	2/02/91
t4.	11-12	Herman Sykes	Chattanooga	2/17/72
t4.	11-12	Cedrick Wallace	Martin Meth.	12/20/99
t6.	10-11	Kerry Hammonds II	Louisiana	1/19/13
t6.	10-11	Bob Martin	Morehead St.	3/04/77
t6.	10-11	Chris Ingram	Tenn. State	2/24/90
t6.	10-11	Greg Joyner	Bellermine	12/21/76
t6.	10-11	Lee Campbell	Tenn. State	2/26/86
t6.	10-11	Quincy Vance	Austin Peay	2/17/90

3-POINT FIELD GOALS MADE

1.	10	James Washington	Houston Baptist	2/13/10
t2.	8	Giddy Potts	Marshall	2/19/15
t2.	8	John Humphrey	Western Ky.	2/23/02
t2.	8	Robert Taylor	Tennessee Tech	1/20/92
t2.	8	Robert Taylor	Austin Peay	3/02/91

t6.	7	Mike Dean	Arkansas State	1/15/04
t6.	7	Ali McGhee	Austin Peay	1/16/99
t6.	7	Milton Dean	Oral Roberts	12/1/93
t6.	7	Robert Taylor	Arkansas State	2/26/90
t6.	7	Mike Dean	Auburn	12/21/04
t6.	7	Giddy Potts	Charlotte	1/14/16

3-POINT FIELD GOALS ATTEMPTED

t1.	17	Milton Dean	Minnesota	12/3/93
t1.	17	James Washington	Houston Baptist	2/13/10
3.	16	Robert Taylor	SE Missouri	1/30/93
4.	15	Robert Taylor	Tennessee Tech	1/20/92
t5.	14	Ali McGhee	Austin Peay	1/16/99
t5.	14	Freddie Martinez	Central Florida	12/12/00

3-POINT FG PERCENTAGE (5 made)

t1.	1.000	Chris Rainey (6-6)	Va. Tech.	11/21/87
t1.	1.000	Chris Rainey (6-6)	Wright State	2/08/89
t1.	1.000	Mike Buck (6-6)	Florida State	3/16/89
t1.	1.000	Freddie Martinez (6-6)	Tenn. State	12/09/00
t1.	1.000	Kevin Kanaskie (6-6)	Trevecca	11/14/08
t1.	1.000	Chris Rainey (5-5)	Marshall	12/20/86
7.	.875	Giddy Potts (7-8)	Charlotte	1/14/16
t8.	.833	Chris Rainey (5-6)	Akron	1/26/87
t8.	.833	Kevin Wallace (5-6)	Akron	12/04/89
t8.	.833	Robert Taylor (5-6)	Alcorn State	12/15/90
t8.	.833	Tim Gaither (5-6)	SE Missouri	2/12/96
t8.	.833	Ed Simpson (5-6)	Southern Miss	2/13/16

FREE THROWS MADE

1.	18	Aylton Tesch	Eastern Illinois	2/05/98
t2.	17	Bob Burden	at Lipscomb	1/23/60
t2.	17	Bob Burden	Lipscomb	12/01/59
t2.	17	Chester Adair	Belmont	12/10/56
t5.	16	Chris Rainey	at Austin Peay	1/28/89
t5.	16	Mike Milholland	Austin Peay	1/23/65
t5.	16	Nod Carter	UT-Chattanooga	12/14/96
t5.	16	Mike Dean	Arkansas State	2/17/05
t9.	15	John Price	at Tenn. Tech	1/12/57
t9.	15	John Price	Murray State	1/02/57
t9.	15	John Price	Eastern Kentucky	2/01/54

FREE THROWS ATTEMPTED

1.	23	Aylton Tesch	Eastern Illinois	2/05/98
2.	22	Chester Adair	Belmont	12/10/56
t3.	21	Bob Burden	Morehead St.	12/07/63
t3.	21	Doug Lipscomb	Austin Peay	1/28/83
t5.	20	John Price	Murray State	1/02/57
t5.	20	Mike Milholland	Morehead St.	12/07/63
t7.	19	John Price	Eastern Kentucky	2/01/54
t7.	19	Mike Milholland	Austin Peay	1/23/65
t9.	18	Seven Players Tied		

FREE THROW PERCENTAGE (1,000, 10 made)

t1.	(16-16)	Don Smith	East Tennessee	1/09/60
t1.	(13-13)	Sleepy Taylor	Eastern Ky.	1/09/78
t1.	(14-14)	Quincy Vance	Arkansas State	2/26/90
t1.	(12-12)	Sleepy Taylor	Tenn. Tech	2/08/75
t1.	(12-12)	Dan Midgett	Eastern Ky.	2/13/64
t1.	(12-12)	Kevin Kanaskie	Florida Atlantic	2/23/08
t1.	(12-12)	Raymond Cintron	Louisiana	1/7/11
t1.	(11-11)	Adam Vogelsberg	Louisville	12/20/05
t1.	(11-11)	Sleepy Taylor	Tenn. Tech	2/05/77
t1.	(11-11)	Don Smith	UL-Lafayette	12/05/59
t1.	(11-11)	Tommy Gunn	Denver	2/09/03
t1.	(11-11)	Richard Duncan	Morehead St.	1/06/97
t1.	(10-10)	Kevin Kanaskie	UL-Lafayette	1/29/09

REBOUNDS

1.	32	Mike Milholland	Austin Peay	1/23/65
2.	31	Bennett Jent	Tenn. Tech	1/14/63
3.	30	Booker Brown	Austin Peay	1/25/69
t4.	29	Bennett Jent	Huntingdon	1/19/63
t4.	29	Booker Brown	UT Martin	12/7/68
t4.	25	Booker Brown	Oral Roberts	12/2/68
t4.	24	Jerry Hurst	Lipscomb	1/7/58
t8.	23	Booker Brown	Athens	1/2/69
t8.	23	Ed Cannon	Parsons	12/17/64
t8.	23	Jerry Hurst	Eastern Ky.	1/20/58

t8.	23	Render Carden	Austin Peay	1/10/55
t12.	20	Napoleon Rhodes	UNC-Greensboro	11/30/02
t12.	20	Shawn Jones	Maine	12/29/13
14.	18	Shawn Jones	UAB	3/6/14
15.	17	Steve Thomas	New Mex. St.	3/04/05

ASSISTS

1.	20	James Johnson	Freed-Hardeman	1/02/86
t2.	16	Duane Washington	Eastern Ky.	1/19/87
t2.	16	Duane Washington	Morehead St.	2/24/86
4.	15	Duane Washington	Tenn. Tech	1/05/87
t5.	14	Greg Christian	Kennesaw	11/26/90
t5.	14	Lewis Mack	Ark.-Little Rock	12/01/76
t7.	13	Kevin Kanaskie	Louisiana-Lafayette	1/27/07
t7.	13	Duane Washington	Alabama State	1/15/86
t7.	13	Gerald Harris	Austin Peay	2/13/89
t7.	13	James Johnson	Armstrong St.	12/14/85
t7.	13	James Johnson	Clemson	12/15/84
12.	12	Kevin Kanaskie	Florida Atlantic	1/10/07
t13.	11	Kevin Kanaskie	Florida Atlantic	2/24/07
t13.	11	Eric Parham	Florida Int'l.	2/02/02
t13.	11	Eric Parham	UT-Martin	12/6/01
t13.	11	Eric Parham	Murray State	1/01/03
t13.	11	Kevin Kanaskie	Trevecca	11/14/09

STEALS

1.	12	Richard Duncan	Eastern Ky.	2/20/99
2.	9	Roni Bailey	Montreat	11/27/96
t3.	8	Duane Washington	Tenn. Tech	1/15/87
t3.	8	Duane Washington	Eastern Ky.	1/19/87
t3.	8	James Johnson	South Carolina	11/29/85
t6.	7	James Johnson	Murray State	2/28/85
t6.	7	Richard Duncan	UT Martin	1/28/99

BLOCKS

1.	8	Alex Weekes	Western Ky.	2/26/04
t2.	7	Warren Kidd	Tennessee State	2/17/92
t2.	7	Warren Kidd	Austin Peay	2/22/92
t4.	6	Shawn Jones	South Alabama	2/21/13
t4.	6	Lee Nosse	Southeast Missouri	1/10/00
t4.	6	Lee Nosse	Eastern Kentucky	1/23/99
t4.	6	Lee Nosse	Morehead State	2/18/99
t4.	6	Lee Nosse	Ark.-Little Rock	1/26/02
t4.	6	Quincy Vance	Morehead State	1/26/90
t4.	6	Warren Kidd	Morehead State	1/25/92
t4.	6	Warren Kidd	South Carolina St.	1/30/91
t4.	6	Warren Kidd	Kennesaw	11/26/90
t4.	6	Shawn Jones	Tulane	2/13/14



SHAWN JONES



MISCELLANEOUS RECORDS

HALF RECORDS

POINTS

77	Tennessee Wesleyan	(2)	12/08/88
72	Alabama State	(2)	1/15/86
71	Cumberland	(2)	12/02/87

REBOUNDS

41	Tennessee Tech	(1)	2/08/75
41	Morehead State	(2)	1/06/79
40	Belmont	(1)	12/07/85

FIELD GOALS MADE

30	Tennessee Wesleyan	(2)	12/08/88
28	Tennessee Wesleyan	(1)	12/08/88
27	Twice		

FIELD GOAL ATTEMPTS

58	St. Bernard Coll.	(2)	12/01/73
56	Murray State	(2)	1/16/67
54	St. Bernard Coll.	(1)	12/01/73

FREE THROWS MADE

28	Tennessee State	(2)	12/05/04
26	Belmont	(1)	12/13/90
26	Florida International	(2)	1/07/91

FREE THROW ATTEMPTS

32	Tennessee State	(2)	12/05/04
32	Austin Peay	(2)	1/28/83
31	at Chattanooga	(2)	11/24/97

3-POINT FIELD GOALS MADE

10	at Southern Miss	(2)	2/13/16
9	at UAB	(1)	1/03/16
9	at Florida International	(2)	1/05/02
9	at UT-Martin	(1)	1/31/98

3-POINT FIELD GOAL ATTEMPTS

20	Marshall	(2)	3/11/16
20	Southeast Missouri	(1)	1/18/97
19	Six Times		

FREE THROW PCT. (min. 7 att.)

1.000 24 Times

FIELD GOAL PERCENTAGE

.833	Akron	(2)	2/4/82
.800	Tennessee Tech	(2)	1/8/81
.769	Marshall	(2)	3/12/16
.750	Cumberland	(2)	11/22/11

TURNOVERS

19	Western Kentucky	(2)	3/3/73
18	Morehead State	(2)	1/6/79
17	Three Times		

C-USA RECORDS

POINTS

95	at UAB	(2/28/15)
29	Perrin Buford vs. Marshall	(2/19/15)
	Giddy Potts at Charlotte	(1/14/16)

FIELD GOALS MADE

37	vs. North Texas	(1/21/16)
11	Neiko Hunter at FIU	(2/08/14)
	Shawn Jones at FAU	(2/06/14)

FIELD GOAL ATTEMPTS

75	at UAB	(2/28/15)
19	Perrin Buford at UAB	(2/28/15)

FIELD GOAL PERCENTAGE

.600 (24-40)	vs. Western Kentucky	(2/22/15)
1.000 (5-5)	Jacquez Rozier vs. Charlotte	(1/24/15)

3-POINT FIELD GOALS MADE

16	at Southern Miss	(2/13/16)
8	Giddy Potts vs. Marshall	(2/19/15)

3-POINT FIELD GOAL ATTEMPTS

37	vs. Southern Miss	(2/15/14)
12	DJ Jones at UAB	(2/28/15)
	Giddy Potts vs. UTSA	(1/09/16)

3-POINT FIELD GOAL PERCENTAGE

.593 (16-27)	vs. Southern Miss	(2/13/16)
1.000 (4-4)	Darnell Harris vs. Marshall	(2/27/16)

FREE THROWS MADE

26	vs. Southern Miss	(2/15/14)
10	Jaquawn Raymond at Rice	(2/12/15)

FREE THROW ATTEMPTS

37	vs. Southern Miss	(2/15/14)
12	Reggie Upshaw at UTEP	(1/31/15)

FREE THROW PERCENTAGE

1.000 (18-18)	at FAU	(3/07/15)
1.000	by 13 players	

REBOUNDS

46	at Florida Atlantic	(3/03/16)
	vs. Marshall	(2/19/15)
	at Rice	(2/12/15)
18	Shawn Jones at UAB	(3/6/14)

ASSISTS

23	vs. UAB	(1/11/14)
8	Kerry Hommonds at Marshall	(2/22/14)
	Twety Knight vs. Southern Miss	(2/15/14)

STEALS

12	vs. Southern Miss	(2/05/15)
6	Twety Knight vs UTEP	(1/16/14)

BLOCKED SHOTS

8	at Marshall	(2/22/14)
	vs. Tulane	(2/13/14)
6	Shawn Jones vs Tulane	(2/13/14)

TURNOVERS

22	at Rice	(2/12/15)
8	Kerry Hammonds at Marshall	(2/22/14)
	Twety Knight at FIU	(2/08/14)

FOULS

27	at La Tech	(1/17/15)
5	by several players	

MURPHY CENTER RECORDS

INDIVIDUAL RECORDS

Most Points	41, Milton Dean (MT) vs. Southeast Missouri, 01/14/94
Most FG Attempts	28, Milton Dean (MT) vs. Minnesota, 12/03/93
Most FG Made	15, Steve Peeler (MT) vs. Murray State, 01/29/73
	15, Jerry Beck (MT) vs. Westmar, 12/20/80
	15, Randy Henry (MT) vs. Boston College, 03/26/88
Best FG Pct. (Min. 10 made)	.929 (13-14), Jerry Beck (MT) vs. Bluefield, 12/18/79
	.929, (13-14) Chris Rainey (MT) vs. Eastern Ky., 02/12/88
Most 3-Pt. FG Made	9, Hezzie Boone (Morehead State), 01/30/97
Most 3-Pt. FG Attempts	17, Milton Dean (MT) vs. Minnesota, 12/03/93
Best 3-Pt. Pct. (Min. 4 made)	1.000 (6-6), Chris Rainey (MT) vs. Virginia Tech, 11/21/87
	1.000 (6-6), Kevin Kanaskie (MT) vs. Trevecca, 11/14/08
Consecutive 3-Pt. FG Made	9, Freddie Martinez (MT), 1996-97
Most FT Attempts	23, Aylton Tesch vs. Eastern Illinois, 02/05/98
Most FT Made	18, Aylton Tesch vs. Eastern Illinois, 02/05/98
Best FT Pct. (Min. 10 made)	1.000 (13-13), Sleepy Taylor (MT) vs. Eastern Ky., 01/09/78
	1.000 (12-12), Sleepy Taylor (MT) vs. Tenn. Tech, 02/08/75
	1.000 (11-11), Sleepy Taylor (MT) vs. Tenn. Tech, 02/05/77
	1.000 (10-10), Sleepy Taylor (MT) vs. Austin Peay, 01/21/78
Most Consecutive FTs - Game	13, Sleepy Taylor (MT) vs. Eastern Kentucky, 01/09/78
Most Consecutive FTs - Season	32, Nod Carter (MT), 01/13-01/29/96
Most Rebounds	21, George Sorrell (MT) vs. St. Bernard, 12/01/73
	21, Warren Kidd (MT) vs. Mississippi Valley, 11/23/90
Most Assists	20, James Johnson (MT) vs. Freed-Hardeman, 01/02/86

TEAM RECORDS

Largest Crowd	11,807, vs. Western Kentucky, 02/26/04
Most Points, Game	143, vs. Tennessee Wesleyan (68), 12/08/88
Most Points, One Half	77, vs. Tennessee Wesleyan, 12/08/88
Most Points, Both Teams	223, (MT 132, Alabama St. 101), 01/15/86
Most Points by Opponent	116, Murray State, 02/12/94
MT Winning Margin	75, vs. Tennessee Wesleyan (143-68), 12/08/88
MT Losing Margin	30, vs. Murray State (116-86), 02/12/94
Most FG Made	58, vs. Tennessee Wesleyan, 12/08/88
Most FG Attempts	112, vs. St. Bernard, 12/01/73
Best FG Pct.	.704 (35-49), at UCLA, 11/15/11
Most 3-Pt. FG Made	14, vs. Minnesota, 12/03/93
Most 3-Pt. FG Attempts	29, vs. Minnesota, 12/03/93
	29, UTSA, 01/09/16
	29, FIU, 02/06/16
Best 3-Pt. FG Pct. (Min. 6 Made)	.875 (7-8), vs. Virginia Tech, 11/21/87
Most FT Made	34, vs. Akron, 01/11/88
Most FT Attempts	44, vs. Austin Peay, 01/28/83
	44, vs. Akron, 01/11/88
	44, vs. North Texas 12/31/09
Best FT Pct. (Min. 12 Made)	1.000 (16-16), vs. Kennesaw, 11/28/88
Most Rebounds	75, vs. St. Bernard, 12/01/73
Most Fouls	33, vs. Morehead State, 01/06/79
Most Assists	37, vs. Tennessee Wesleyan, 12/08/88



POINTS

1.	623	Kim Cooksey (33 games)	1985-86
2.	618	Tim Sisneros (28 games)	1975-76
3.	605	Willie Brown (26 games)	1968-69
4.	604	Randy Henry (31 games)	1988-89
5.	597	Milton Dean (27 games)	1993-94
6.	580	Chris Rainey (31 games)	1988-89
7.	565	Chris Rainey (34 games)	1987-88
8.	556	Willie Brown (24 games)	1967-68
9.	550	Desmond Yates (32 games)	2008-09
10.	544	Greg Joyner (26 games)	1978-79
11.	537	Kim Cooksey (31 games)	1984-85
12.	535	Kerry Hammonds (31 games)	1988-89
13.	525	Jerry Beck (30 games)	1981-82
14.	520	Nod Carter (31 games)	1996-97
15.	519	Bob Martin (29 games)	1976-77
16.	514	Rick Campbell (30 games)	1981-82
17.	511	Desmond Yates (32 games)	2007-08
18.	498	Herman Sykes (26 games)	1971-72
19.	497	LaRon Dendy (34 games)	2011-12
20.	480	Reggie Upshaw (35 games)	2015-16
t21.	477	Tommy Gunn (30 games)	2002-03
t21.	477	George Sorrell (28 games)	1974-75
23.	471	Randy Henry (34 games)	1987-88
24.	470	Tyrus Baynham (34 games)	1987-88
25.	469	Sleepy Taylor (26 games)	1977-78

SCORING AVG (min. 15 gms)

1.	23.3	Willie Brown (26 games)	1968-69
2.	23.2	Willie Brown (24 games)	1967-68
3.	22.2	Robert Taylor (18 games)	1992-93
t4.	22.1	Milton Dean (27 games)	1993-94
t4.	22.1	Tim Sisneros (28 games)	1975-76
6.	20.9	Greg Joyner (26 games)	1978-79
7.	19.7	Bob Burden (22 games)	1959-60
8.	19.5	Randy Henry (31 games)	1988-89
9.	19.2	Herman Sykes (26 games)	1971-72
10.	18.9	Kim Cooksey (33 games)	1985-86
11.	18.7	Chris Rainey (31 games)	1988-89
12.	18.6	Larry Stewart (21 games)	1963-64
t13.	18.0	Bobby Gardner (24 games)	1965-66
t13.	18.0	Sleepy Taylor (26 games)	1977-78
t15.	17.9	Bob Martin (29 games)	1976-77
t15.	17.9	Doug Shrader (21 games)	1955-56
t17.	17.7	Larry Stewart (24 games)	1962-63
t17.	17.7	Jimmy Powell (25 games)	1972-73
19.	17.5	Jerry Beck (27 games)	1980-81
t20.	17.3	Bob Williamson (21 games)	1957-58
t20.	17.3	Kim Cooksey (31 games)	1984-85
t20.	17.3	Jerry Beck (27 games)	1980-81
t20.	17.3	Kerry Hammonds (31 games)	1988-89
t24.	17.2	Bennett Jent (24 games)	1962-63
t24.	17.2	Desmond Yates (31 games)	2008-09
26.	17.1	Rick Campbell (30 games)	1981-82

FIELD GOALS MADE

1.	278	Kim Cooksey (33 games)	1985-86
2.	267	Randy Henry (31 games)	1989-89
3.	257	Tim Sisneros (28 games)	1975-76
4.	239	Willie Brown (26 games)	1968-69
5.	229	Willie Brown (24 games)	1967-68
t6.	228	Kim Cooksey (31 games)	1984-85
t6.	228	Desmond Yates (32 games)	2008-09
8.	223	Greg Joyner (26 games)	1978-79
9.	221	Rick Campbell (30 games)	1981-82
10.	216	Kerry Hammonds (31 games)	1988-89

FIELD GOALS ATTEMPTED

1.	603	Willie Brown (26 games)	1968-69
2.	589	Kim Cooksey (33 games)	1985-86
3.	543	Willie Brown (24 games)	1967-68
t4.	534	Milton Dean (27 games)	1993-94
t4.	534	Randy Henry (31 games)	1988-89
6.	486	Kim Cooksey (31 games)	1984-85
7.	451	Tim Sisneros (28 games)	1975-76
8.	449	Kerry Hammonds (31 games)	1988-89
9.	444	Ken Trickey (27 games)	1954-55
10.	444	Ken Trickey (28 games)	1951-52

FIELD GOAL PCT. (MIN. 90 MADE)

1.	.700	Warren Kidd (173-247)	1990-91
2.	.664	Warren Kidd (156-235)	1991-92
3.	.651	Kyle Young (108-166)	2005-06
4.	.647	Theryn Hudson (108-167)	2007-08
5.	.634	Lee Campbell (130-205)	1985-86
6.	.630	Warren Kidd (167-265)	1992-93
7.	.621	Jerry Beck (180-290)	1981-82
8.	.602	Jerry Beck (174-289)	1980-81
9.	.600	Quincy Vance (111-185)	1991-92
10.	.597	Doug Lipscomb (123-206)	1982-83

REBOUNDS

1.	429	Booker Brown	1968-69
2.	386	Warren Kidd	1992-93
3.	373	George Sorrell	1974-75
4.	370	Warren Kidd	1990-91
5.	338	Ken Riley	1967-68
6.	330	Bennett Jent	1962-63
7.	319	Kerry Hammonds	1988-89
t8.	316	Jerry Hurst	1956-57
t8.	316	Ed Cannon	1965-66
10.	312	Dwayne Rainey	1987-88

REBOUNDING AVG.

1.	17.2	Jerry Hurst (13 games)	1957-58
2.	16.5	Booker Brown (26 games)	1968-69
3.	14.8	Warren Kidd (26 games)	1992-93
4.	14.1	Ken Riley (24 games)	1967-68
5.	13.8	Bennett Jent (24 games)	1962-63
6.	13.3	George Sorrell (28 games)	1974-75
t7.	13.2	Ed Cannon (24 games)	1965-66
t7.	12.6	Jerry Hurst (25 games)	1956-57
9.	12.4	Bob Williamson (21 games)	1957-58
10.	12.3	Warren Kidd (30 games)	1990-91

3-POINT FIELD GOALS MADE

1.	83	Chris Rainey (34 games)	1987-88
2.	79	Giddy Potts (35 games)	2015-16
3.	77	Robert Taylor (29 games)	1990-91
4.	72	James Washington (32 games)	2010-11
5.	71	Raymond Cintron (34 games)	2012-13
6.	68	Adam Vogelsberg (28 games)	2005-06
t7.	67	Kevin Kanaskie (32 games)	2006-07
t7.	67	Raymond Cintron (34 games)	2011-12
t7.	67	Kerry Hammonds II (32 games)	2013-14
t10.	66	Freddie Martinez (28 games)	1997-98
t10.	65	Chris Rainey (31 games)	1988-89
t10.	65	Torrey Moore (31 games)	1996-97
t10.	65	James Washington (33 games)	2009-10

3-POINT FIELD GOALS ATTEMPTED

1.	209	Robert Taylor (29 games)	1990-91
2.	191	Kevin Kanaskie (32 games)	2008-09
3.	186	Kevin Kanaskie (32 games)	2006-07
4.	182	James Washington (32 games)	2010-11

5.	179	Chris Rainey (34 games)	1987-88
6.	176	Fats Cuyler (28 games)	2005-06
7.	173	Kerry Hammonds II (32 games)	2013-14
8.	172	Milton Dean (27 games)	1993-94
9.	171	James Washington (33 games)	2009-10
t10.	163	Adam Vogelsberg (28 games)	2005-06
t10.	163	Kevin Kanaskie (32 games)	2007-08

3-POINT FG PCT. (min. 50 made)

1.	.506	Giddy Potts (79-156)	2015-16
2.	.505	Jonathan Whitworth (50-99)	1999-00
3.	.468	Chris Rainey (65-139)	1988-89
4.	.464	Chris Rainey (83-179)	1987-88
t5.	.438	Nod Carter (53-121)	1996-97
t5.	.438	Raymond Cintron (71-162)	2012-13
7.	.437	Mike Dean (62-142)	2003-04
8.	.436	Torrey Moore (65-149)	1996-97
9.	.432	Raymond Cintron (67-155)	2011-12
10.	.428	Tommy Gunn (59-138)	2002-03

FREE THROWS MADE

1.	165	Jerry Beck (30 games)	1981-82
2.	157	John Price (25 games)	1956-57
3.	148	Bob Burden (22 games)	1959-60
4.	144	Don Smith (23 games)	1959-60
5.	138	Aylton Tesch (27 games)	1997-98
t6.	135	Bob Burden (23 games)	1960-61
t6.	135	LaRon Dendy (34 games)	2011-12
t8.	133	James Washington (32 games)	2010-11
t8.	133	Sleepy Taylor (26 games)	1977-78
10.	132	Herman Sykes (26 games)	1971-72

FREE THROWS ATTEMPTED

1.	235	LaRon Dendy (34 games)	2011-12
2.	230	John Price (25 games)	1956-57
3.	225	Jerry Beck (30 games)	1981-82
4.	203	Bob Burden (22 games)	1959-60
5.	201	Aylton Tesch (27 games)	1997-98
6.	197	Bob Burden (23 games)	1960-61
7.	188	Don Smith (26 games)	1958-59
8.	179	Willie Brown (26 games)	1968-69
9.	178	Jason Jones (32 games)	2010-11
10.	177	Aylton Tesch (27 games)	1995-96

FREE THROW PCT. (min. 50 made)

1.	.908	Adam Vogelsberg (108-119)	2005-06
2.	.892	Lee Nosse (83-93)	1999-00
3.	.882	Stan Sumrell (60-68)	1969-70
4.	.881	Nod Carter (104-118)	1995-96
5.	.864	James Washington (133-154)	2010-11
t6.	.855	Lee Nosse (71-83)	2001-02
t6.	.855	Kevin Kanaskie (100-117)	2008-09
8.	.853	Bryan Smithson (58-68)	2004-05
9.	.847	Don Smith (144-170)	1959-60
10.	.839	Jack Sutter (73-87)	1965-66

ASSISTS

1.	255	Duane Washington	1986-87
2.	207	Gerald Harris	1988-89
3.	197	Duane Washington	1985-86
4.	192	James Johnson	1985-86
5.	185	Kevin Kanaskie	2006-07
6.	152	Tweety Knight	2013-14
7.	149	Chris Rainey	1987-88
8.	144	Lewis Mack	1976-77
9.	143	Gerald Harris	1989-90
10.	142	Richard Duncan	1998-99



INDIVIDUAL SEASON RECORDS

ASSISTS AVERAGE

1.	8.8	Duane Washington (29 games)	1986-87
2.	6.7	Gerald Harris (31 games)	1988-89
3.	6.0	James Johnson (32 games)	1985-86
t4.	5.8	Kevin Kanaskie (32 games)	2006-07
t4.	5.8	Duane Washington (34 games)	1985-86
6.	5.3	Gerald Harris (27 games)	1989-90
7.	5.2	Greg Christian (24 games)	1990-91
8.	5.0	Lewis Mack (29 games)	1976-77
t9.	4.9	Greg Armstrong (27 games)	1978-79
t9.	4.9	Lewis Mack (27 games)	1975-76

STEALS

1.	93	Duane Washington	1986-87
2.	87	Richard Duncan	1998-99
3.	73	James Johnson	1985-86
4.	66	Tweety Knight	2013-14
5.	63	James Johnson	1984-85
6.	60	Fernando Ortiz	1999-00
t7.	54	Richard Duncan	1997-98
t7.	54	Bruce Massey	2011-12
t9.	52	James Washington	2010-11
t9.	52	Tim Gaither	1993-94

STEALS AVERAGE

1.	3.2	Duane Washington (29 games)	1986-87
2.	2.8	Richard Duncan (31 games)	1998-99
3.	2.3	James Johnson (32 games)	1985-86
4.	2.1	Fernando Ortiz (28 games)	1999-00
t5.	2.0	James Johnson (31 games)	1984-85
t5.	2.0	Tim Gaither (26 games)	1993-94
t5.	2.0	Tweety Knight (33 games)	2013-14
t8.	1.9	Richard Duncan (28 games)	1997-98
t8.	1.9	Gerald Harris (27 games)	1989-90
t10.	1.8	Aylton Tesch (27 games)	1997-98
t10.	1.8	Gerald Harris (24 games)	1987-88

BLOCKS

1.	70	Warren Kidd	1990-91
2.	63	Shawn Jones	2013-14
3.	62	Warren Kidd	1991-92
4.	55	Lee Nosse	1998-99
5.	53	Warren Kidd	1992-93
6.	48	LaRon Dendy	2011-12
7.	45	Lee Nosse	2001-02
8.	43	Shawn Jones	2012-13
9.	41	Mantia Callender	1997-98
10.	40	Perrin Buford	2015-16

BLOCKS AVERAGE

t1.	2.3	Warren Kidd (30 games)	1990-91
t1.	2.3	Warren Kidd (27 games)	1991-92
t3.	2.0	Warren Kidd (26 games)	1992-93
t3.	2.0	Lee Nosse (28 games)	1998-99
5.	1.9	Shawn Jones (33 games)	2013-14
6.	1.6	Lee Nosse (29 games)	2001-02
7.	1.5	Mantia Callender (28 games)	1997-98
t8.	1.4	Lee Nosse (28 games)	1999-00
t8.	1.4	LaRon Dendy (34 games)	2011-12
10.	1.3	Shawn Jones (34 games)	2012-13

DOUBLE-DOUBLES

1.	21	George Sorrell	1974-75
2.	20	Warren Kidd	1990-91
3.	19	Warren Kidd	1992-93
4.	18	Kerry Hammonds	1988-89
5.	16	Ken Riley	1970-71
6.	15	Jerry Beck	1980-81

t7.	14	Warren Kidd	1991-92
t7.	14	Jerry Beck	1981-82
9.	13	Tim Sisneros	1975-76
t10.	11	Dwayne Rainey	1986-87
t10.	11	Tim Sisneros	1974-75
t10.	11	George Sorrell	1974-75
13.	10	Aylton Tesch	1997-98
t14.	9	Reggie Upshaw	2015-16
t14.	9	Jerry Beck	1979-80
t14.	9	Greg Joyner	1978-79
t14.	9	Greg Joyner	1977-78

GAMES PLAYED

Player	Games
t1. Darnell Harris (2014-15)	36
t1. Giddy Potts (2014-15)	36
t1. Jaqawn Raymond (2014-15)	36
t1. Jacquez Rozier (2014-15)	36
t1. Marcus Tarrance (2014-15)	36
t1. Reggie Upshaw (2014-15)	36
t7. Perrin Buford (2014-15)	35
t7. Edward Simpson (2014-15)	35
t7. Perrin Buford (2015-16)	35
t7. Quavius Copeland (2015-16)	35
t7. Darnell Harris (2015-16)	35
t7. JaQawn Raymond (2015-16)	35
t7. Reggie Upshaw (2015-16)	35

GAMES STARTED

Player	Games
1. Reggie Upshaw (2015-16)	35
t2. Andrew Tunstill (1985-86)	34
t2. LaRon Dendy (2011-12)	34
t2. Marcos Knight (2011-12)	34
t5. Kim Cooksey (1985-86)	33
t5. Randy Henry (1987-88)	33
t5. Tyrus Baynham (1987-88)	33
t5. Bruce Massey (2011-12)	33
t5. JT Sulton (2011-12)	33
t5. Shawn Jones (2013-14)	33

MINUTES PLAYED

Player	Minutes
1. Kevin Kanaskie (2006-07)	1184
2. Jerry Beck (1981-82)	1157
3. Kevin Kanaskie (2005-09)	1141
4. Tyrus Baynham (1987-88)	1142
t5. Kim Cooksey (1985-86)	1135
t5. Kevin Kanaskie (2007-08)	1135
7. Chris Rainey (1987-88)	1129
8. Kim Cooksey (1984-85)	1122
9. James Washington (2010-11)	1121
10. Chris Rainey (1988-89)	1091

MINUTES PLAYED PER GAME

Player	Average
1. David Washington (22g, 1994-95)	41.3
2. Jerry Beck (30g, 1981-82)	38.6
3. Jerry Beck (27g, 1980-81)	37.7
4. Kevin Kanaskie (32g, 2006-07)	37.0
5. Kim Cooksey (31g, 1984-85)	36.2
6. Warren Kidd (26g, 1992-93)	36.1
7. Kevin Kanaskie (32g, 2007-08)	35.5
8. Robert Taylor (18g, 1992-93)	35.3
9. Chris Rainey (31g, 1988-89)	35.2
10. LaRae Davis (27g, 1982-83)	35.1
t11. James Washington (32g, 2010-11)	35.0
t11. Milton Dean (27g, 1993-94)	35.0
13. Tim Gaither (26g, 1994-95)	34.9
14. Kerry Hammonds (31g, 1984-85)	34.7
15. Duane Washington (29g, 1986-87)	34.6



POINTS

1.	Desmond Yates (2006-10)	1,775
2.	Robert Taylor (1989-93)	1,622
3.	Kerry Hammonds (1984-87, 88-89)	1,616
4.	Tommy Gunn (2000-04)	1,528
5.	Willie Brown (1966-69)	1,524
6.	Randy Henry (1985-89)	1,484
7.	Ken Trickey (1951-55)	1,456
t8.	Tim Sisneros (1972-76)	1,426
t8.	Chris Rainey (1986-89)	1,426
10.	Greg Joyner (1976-79)	1,424
11.	Sleepy Taylor (1974-78)	1,421
12.	Jerry Beck (1978-82)	1,401
13.	Tim Gaither (1992-96)	1,318
14.	Kevin Kanaskie (2005-09)	1,251
15.	Bob Burden (1958-61)	1,242
16.	John Price (1953-59)	1,215
17.	Warren Kidd (1990-93)	1,165
18.	Kim Cooksey (1984-86)	1,160
19.	Harry Gupton (1949-52)	1,154
20.	Tyrus Baynham (1985-88)	1,125
21.	Fred Allen (1973-76)	1,108
22.	Doug Shrader (1953-56)	1,094
23.	Shawn Jones (2010-2014)	1,093
24.	Render Carden (1953-56)	1,090
25.	Chris Harris (1978-82)	1,070
26.	Lee Nosse (1997-02)	1,056
27.	Reggie Upshaw (2013-pres.)	1,048
28.	Ken Riley (1967-68, 69-71)	1,043
29.	Leroy Coleman (1976-80)	1,032
30.	JT Sulton (2009-13)	1,019
31.	Roni Bailey (1994-97)	1,016
32.	Charles Harmening (1947-50)	1,006
33.	Dwayne Rainey (1985-88)	965

SCORING AVG. (min. 40 gms)

1.	Willie Brown (75 games)	20.3
t2.	Larry Stewart (45 games)	18.1
t2.	Kim Cooksey (64 games)	18.1
t2.	Herman Sykes (52 games)	18.1
5.	Greg Joyner (81 games)	17.6
6.	Bob Burden (71 games)	17.5
7.	Jerry Beck (84 games)	16.7
8.	Rick Campbell (57 games)	16.3
t9.	Robert Taylor (100 games)	16.2
t9.	Jimmy Powell (51 games)	16.2
t11.	Nod Carter (58 games)	16.0
t11.	George Sorrell (54 games)	16.0
t11.	Milton Dean (53 games)	16.0
t14.	Bob Martin (55 games)	15.2
t14.	Chris Rainey (94 games)	15.2
t14.	Jay Cole (49 games)	15.2
t14.	Mike Dean (51 games)	15.2
18.	Render Carden (73 games)	14.9
19.	Desmond Yates (96 games)	14.7
t20.	Sleepy Taylor (97 games)	14.6
t20.	Bobby Gardner (63 games)	14.6

FIELD GOALS MADE

1.	Desmond Yates (122 games)	714
2.	Randy Henry (108 games)	641
3.	Kerry Hammonds (121 gms)	631
4.	Willie Brown (75 games)	619
5.	Greg Joyner (81 games)	593
6.	Tim Sisneros (104 games)	584
7.	Sleepy Taylor (97 games)	533
8.	Ken Trickey (110 games)	521
9.	Robert Taylor (100 games)	515
10.	Jerry Beck (84 games)	513

FIELD GOALS ATTEMPTED

1.	Ken Trickey (110 games)	1776
2.	Willie Brown (75 games)	1536
3.	Kerry Hammonds (121 gms)	1384
4.	Robert Taylor (100 games)	1308
5.	Desmond Yates (122)	1291
6.	Randy Henry (108 games)	1174
7.	Sleepy Taylor (97 games)	1146
8.	Tim Sisneros (104 games)	1105
9.	Tommy Gunn (113 games)	1100
10.	Bob Burden (71 games)	1086

FIELD GOAL PCT. (min. 140 made)

1.	Warren Kidd (496-747)	0.664
2.	Theryn Hudson (253-417)	0.607
3.	Jerry Beck (513-866)	0.592
4.	Bob Martin (331-577)	0.574
5.	Kyle Young (318-555)	0.573
6.	Quincy Vance (376-661)	0.569
t7.	Leslie Gregory (169-299)	0.565
t7.	Doug Lipscomb (247-437)	0.565
9.	Malachi Allen (144-257)	0.560
10.	Desmond Yates (714-1291)	0.553

REBOUNDS

1.	Warren Kidd	1048
2.	Kerry Hammonds	955
3.	Ken Riley	924
4.	Tim Sisneros	846
5.	Jerry Beck	782
6.	Bennett Jent	745
7.	Render Carden	728
8.	Dwayne Rainey	723
9.	Chris Harris	707
10.	Ed Cannon	704
11.	Booker Brown	697
12.	Art Polk	692
13.	Randy Henry	682
14.	Bob Burden	673
15.	Reggie Upshaw	665

REBOUNDING AVG. (min. 30 games)

1.	Jerry Hurst (38 games)	14.2
2.	Booker Brown (52 games)	13.4
3.	Warren Kidd (83 games)	12.6
4.	Ken Riley (76 games)	12.2
5.	George Sorrell (54 games)	12.1
6.	Bennett Jent (64 games)	11.6
7.	Ed Cannon (66 games)	10.7
8.	Larry Stewart (45 games)	10.1
9.	Render Carden (73 games)	10
10.	Bob Williamson (43 games)	9.9
11.	Frank Davis (67 games)	9.7
12.	Bob Burden (71 games)	9.5
13.	Jerry Beck (84 games)	9.3
14.	Art Polk (75 games)	9.2
15.	Aylton Tesch (54 games)	8.6

3-POINT FIELD GOALS MADE

1.	Robert Taylor (100 games)	222
2.	Kevin Kanaskie (124 games)	207
3.	Tommy Gunn (113 games)	185
4.	Chris Rainey (94 games)	180
5.	Freddie Martinez (96 games)	172
t6.	James Washington (65 games) 2009-11	137
t6.	Raymond Cintron (68 games) . 2011-13	137
8.	Kerry Hammonds II (121 games) . 2010-14	135
9.	Giddy Potts (64 games) 2014-pres. 125	
10.	JaQawn Raymond (104 games) 2013-16	119

3-POINT FIELD GOALS ATTEMPTED

1.	Robert Taylor (100 games)	619
2.	Kevin Kanaskie (124 games)	592
3.	Tommy Gunn (113 games)	469
4.	Freddie Martinez (96 games)	451
5.	Chris Rainey (94 games)	382
6.	Kerry Hammonds II (121 games) . 2010-14	365
7.	James Washington (65 games) 2009-11	353
8.	JaQawn Raymond (104 games) 2013-16	324
t9.	Fats Cuyler (59 games)	317
t9.	Richard Duncan (90 games) 1996-99	317
t9.	Raymond Cintron (68 games) . 2011-13	317

3-POINT FG PCT. (min. 35 made)

1.	Chris Rainey (180-382)	0.471
2.	Giddy Potts (125-278) 2014-pres. 0.450	
3.	Jonathan Whitworth (63-144)	0.438
4.	Raymond Cintron (138-317)	0.435
5.	Adam Vogelsberg (68-163)	0.417
6.	Nod Carter (106-257)	0.412
7.	Kelvin Hammonds (73-181)	0.403
t8.	Tommy Gunn (185-469)	0.394
t8.	Torrey Moore (87-221)	0.394
t10.	James Washington (137-353)	0.388
t10.	Darnell Harris (90-232)	0.388

FREE THROWS MADE

1.	John Price (91 games)	441
2.	Ken Trickey (110 games)	414
3.	Bob Burden (71 games)	394
4.	Jerry Beck (84 games)	375
5.	Robert Taylor (100 games)	370
6.	Sleepy Taylor (97 games)	355
7.	Kerry Hammonds (121 games) 1984-87,88-89	352
8.	Kevin Kanaskie (124 games)	350
9.	Tim Gaither (104 games)	331
10.	Tommy Gunn (113 games)	307

FREE THROWS ATTEMPTED

1.	Ken Trickey (110 games)	673
2.	John Price (91 games)	670
3.	Bob Burden (71 games)	562
4.	Kerry Hammonds (121 gms)	498
5.	Jerry Beck (84 games)	493
6.	Robert Taylor (100 games)	460
7.	Sleepy Taylor (97 games)	447
8.	Kevin Kanaskie (124 games)	431
9.	Doug Shrader (84 games)	430
10.	Tim Gaither (104 games)	429

FREE THROW PCT. (min. 100 made)

1.	Adam Vogelsberg (108-119)	0.908
2.	Nod Carter (225-269)	0.836
3.	James Washington (243-296)	0.821
4.	Lee Nosse (258-315)	0.819
5.	Mike Buck (119-146)	0.815
6.	Kevin Kanaskie (350-431)	0.812
7.	Robert Taylor (370-460)	0.804
8.	Duane Washington (120-150)	0.800
9.	Stan Surrrell (171-214)	0.799
t10.	Jack Sutter (169-212)	0.797
t10.	Chris Rainey (246-309)	0.796
t10.	Kevin Kanaskie (250-314)	0.796

ASSISTS

1.	Kevin Kanaskie	485
2.	Gerald Harris	463
3.	Duane Washington	452
4.	Richard Duncan	399

5.	Tim Gaither	1992-96	342
6.	Chris Rainey	1986-89	326
7.	James Johnson	1984-86	313
8.	Pancakes Perry	1979-83	303
9.	Nigel Johnson	2006-09	292
10.	Lewis Mack	1975-77	275
11.	Greg Joyner	1976-79	250
12.	Bruce Massey	2011-13	245
t13.	Jimmy Martin	1972-75	231
t13.	Tweety Knight	2012-14	231
15.	Eric Parham	2001-03	227

ASSISTS AVG. (min. 30 games)

1.	Duane Washington (63 games)	1985-87	7.2
2.	James Johnson (63 games)	1984-86	5
3.	Lewis Mack (56 games)	1975-77	4.9
4.	Gerald Harris (101 games)	1986-90	4.6
5.	Richard Duncan (90 games)	1996-99	4.4
6.	Greg Armstrong (50 games)	1977-79	4.3
7.	Kevin Kanaskie (124 games)	2005-09	3.9
8.	Eric Parham (59 games)	2001-03	3.8
t9.	Bruce Massey (68 games)	2011-13	3.6
t9.	Tweety Knight (64 games)	2012-14	3.6
t11.	Chris Rainey (94 games)	1986-89	3.5
t11.	Bryan Smithson (59 games)	2003-05	3.5
13.	Jonathan Whitworth (55 games)	1999-01	3.4
t14.	James Washington (65 games)	2009-11	3.3
t14.	Tim Gaither (104 games)	1992-96	3.3
t16.	Fernando Ortiz (42 games)	1999-01	3.2
t16.	Jimmy Martin (73 games)	1972-75	3.2
t18.	Mason Bonner (65 games)	1971-74	3.1
t18.	Greg Joyner (81 games)	1977-79	3.1
t18.	Nigel Johnson (94 games)	2006-09	3.1

STEALS

1.	Richard Duncan	1996-99	190
2.	Tommy Gunn	2000-04	156
3.	Tim Gaither	1992-96	145
4.	Gerald Harris	1986-90	139
5.	James Johnson	1984-86	136
6.	Duane Washington	1985-87	134
7.	Kevin Kanaskie	2005-09	127
8.	Roni Bailey	1994-97	112
9.	Reggie Upshaw	2013-pres.	111
10.	Tweety Knight	2012-14	108
11.	James Washington	2009-11	95
12.	Nigel Johnson	2006-09	90
13.	Dwayne Rainey	1985-88	89
t14.	Lee Nosse	1997-00, '02	89
t14.	Aylton Tesch	1995-96, 97-98	89
16.	Kim Cooksey	1984-86	87
17.	JaQawn Raymond	2013-16	85
18.	Cedrick Wallace	1998-00	84

STEALS AVG. (minimum 30 games)

1.	James Johnson (63 games)	1984-86	2.2
t2.	Duane Washington (63 games)	1985-87	2.1
t2.	Richard Duncan (90 games)	1996-99	2.1
4.	Fernando Ortiz (42 games)	1999-01	2
t5.	Aylton Tesch (54 games)	1995-96, 97-98	1.6
t5.	Tweety Knight (64 games)	2012-14	1.6
t7.	James Washington (65 games)	2009-11	1.5
t7.	Bruce Massey (68 games)	2011-13	1.5
t9.	Cedrick Wallace (58 games)	1998-00	1.4
t9.	Tim Gaither (104 games)	1992-96	1.4
t9.	Gerald Harris (101 games)	1986-90	1.4
t9.	Kim Cooksey (64 games)	1984-86	1.4
t9.	Tommy Gunn (113 games)	2000-04	1.4
t14.	Roni Bailey (85 games)	1994-97	1.3
t14.	Andrew Tunstill (63 games)	1985-87	1.3
t16.	Paul Washington (54 games)	1993-95	1.2
t16.	Tim Corder (42 games)	1990-92	1.2

t16.	Rick Campbell (57 games)	1980-82	1.2
t16.	Milton Dean (53 games)	1992-94	1.2
t16.	Eric Parham (59 games)	2001-03	1.2
t16.	Marcos Knight (68 games)	2011-13	1.2

BLOCKS

1.	Warren Kidd	1990-93	185
2.	Lee Nosse	1997-00, '02	166
3.	Shawn Jones	2010-14	158
4.	Chris Ingram	1987-91	81
t5.	Trevor Ottley	2009-11	79
t5.	Reggie Upshaw	2013-pres.	79
7.	Theryn Hudson	2005-10	69
8.	Perrin Buford	2014-16	62
9.	Kyle Young	2001-07	59
10.	Tommy Gunn	2000-04	54
11.	Dwayne Rainey	1985-88	50
12.	Mantia Callender	1996-98	49
t13.	LaRon Dendy	2011-12	48
t13.	Jacquez Rozier	2011-15	48
15.	Buck Hailey	1980-82	47
t16.	Quincy Vance	1988-92	46
t16.	Russell Smith	1983-85	46
18.	Jimmy McGill	1985-87	44
19.	Tim Blue	2004-07	43
20.	David Washington	1994-96	37

BLOCKS AVG. (minimum 30 games)

1.	Warren Kidd (83 games)	1990-93	2.2
t2.	Lee Nosse (117 games)	1997-00, '02	1.4
t2.	LaRon Dendy (34 games)	2011-12	1.4
t4.	Trevor Ottley (64 games)	2009-11	1.2
t4.	Shawn Jones (128 games)	2010-14	1.2
t6.	Jimmy McGill (49 games)	1985-87	0.9
t6.	Perrin Buford (70 games)	2014-16	0.9
t8.	Mantia Callender (58 games)	1996-98	0.8
t8.	Fernando Ortiz (42 games)	1999-01	0.8
t8.	Buck Hailey (57 games)	1980-82	0.8
t8.	Russell Smith (58 games)	1983-85	0.8
t8.	David Washington (48 games)	1994-96	0.8
t8.	Reggie Upshaw (104 games)	2013-pres.	0.8

DOUBLE-DOUBLES

1.	Warren Kidd	1990-93	53
2.	Jerry Beck	1979-82	38
t3.	Kerry Hammonds	1984-89	33
t3.	Tim Sisneros	1972-76	33
5.	George Sorrell	1973-75	32
6.	Dwayne Rainey	1985-88	21
7.	Aylton Tesch	1995-98	19
8.	Randy Henry	1986-89	17
t8.	Greg Joyner	1976-79	17
10.	Ken Riley	1970-71	16
11.	Bob Martin	1975-78	15
t12.	Reggie Upshaw	2013-pres.	14
t12.	Shawn Jones	2014-16	14
t12.	Quincy Vance	1989-92	14
t12.	Doug Lipscomb	1982-84	14

GAMES PLAYED

1.	Shawn Jones (2010-14)	128
2.	Kevin Kanaskie (2005-09)	124
3.	Desmond Yates (2006-10)	122
t4.	Kerry Hammonds (1984-87, 88-89)	121
t4.	Kerry Hammonds II (2010-14)	121
6.	Kyle Young (2002-07)	119
7.	Lee Nosse (1997-02)	117
8.	Quincy Vance (1988-92)	115
9.	Tommy Gunn (2000-04)	113
t10.	Chris Ingram (1987-91)	110
t10.	Ken Trickey (1951-55)	110
12.	K.J. Harden (1994-98)	109

GAMES STARTED

1.	Kevin Kanaskie (2005-09)	105
2.	Tommy Gunn (2000-04)	96
3.	Tim Gaither (1992-96)	92
t4.	Quincy Vance (1988-92)	90
t4.	Kyle Young (2002-07)	90
t6.	Randy Henry (1985-89)	89
t6.	Kerry Hammonds (1984-87, 88-89)	89
8.	Richard Duncan (1996-99)	87
9.	Lee Nosse (1997-92)	84
10.	Warren Kidd (1990-93)	83

MINUTES PLAYED

1.	Kevin Kanaskie (2005-09)	4078
2.	Desmond Yates (2006-10)	3517
3.	Kerry Hammonds (1984-87, 88-89)	3453
4.	Tommy Gunn (2000-04)	3361
5.	Tim Gaither (1992-96)	3020
6.	Robert Taylor (1989-93)	2941
7.	Lee Nosse (1997-02)	2900
8.	Reggie Upshaw (2013-pres.)	2814
9.	Desmond Yates (2006-2010)	2776
10.	Randy Henry (1985-89)	2772
11.	Chris Rainey (1986-89)	2762
12.	Kyle Young (2002-07)	2745
13.	Nigel Johnson (2006-09)	2729
14.	Quincy Vance (1988-92)	2700
15.	Kerry Hammonds II (2010-14)	2640
16.	JaQawn Raymond (2013-16)	2612
17.	Richard Duncan (1996-99)	2569

MINUTES PLAYED PER GAME

1.	Kim Cooksey (64 g, 1984-86)	35.3
2.	Rick Campbell (57g, 1980-82)	34.1
3.	LaRae Davis (51g, 1982-84)	33.7
4.	Kevin Kanaskie (124g, 2005-09)	32.9
5.	Andrew Tunstill (63g, 1985-87)	32.3
6.	David Washington (48 g, 1994-97)	31.9
7.	Mike Dean (51g, 2003-05)	31.8
t8.	Michael Cuffee (57g, 2003-05)	31.6
t8.	Nod Carter (58g, 1995-97)	31.6
10.	Doug Lipscomb (54g, 1982-84)	31.2
t11.	Warren Kidd (83g, 1990-93)	30.3
t11.	Milton Dean (53g, 1992-94)	30.0
13.	Aylton Tesch (54g, 1995-96, 97-98)	29.9
14.	Tommy Gunn (113g, 2000-04)	29.7
15.	Robert Taylor (100g, 1989-93)	29.4

MISCELLANEOUS RECORDS

Most Points in Two-Year Career

1,160 by Kim Cooksey (1984-86)

Most Points in Three-Year Career

1,524 by Willie Brown (1966-69)

Most Points in a NIT Game

34 by Randy Henry vs. Boston College (3/16/88)

25 by Kim Cooksey vs. Clemson (3/13/86)

24 by Tyrus Baynham vs. Georgia (3/22/88)

Most Points in an NCAA Tournament Game

28 by Bob Martin vs. Detroit (3/13/77)

26 by Randy Henry vs. Florida State (3/16/89)

26 by Mike Buck vs. Florida State (3/16/89)

TRIPLE-DOUBLES

Name Pts. Reb. Date
 Roni Bailey 17 pts 11 rebs 10 a . . . vs. Lyon College (12/3/94)

DOUBLE-DOUBLES

Name Pts. Reb. Date
 Chester Brown 11 13 . . . vs. Tusculum College (12/2/70)
 *Ken Riley 22 14 . . . vs. Troy (12/5/70)
 *Ken Riley 21 10 . . . vs. Shorter College (12/10/70)
 @Ken Riley 16 11 . . . at East Tennessee State (1/4/71)
 @Ken Riley 20 15 . . . vs. Morehead State (1/9/71)
 @Ken Riley 13 11 . . . vs. Eastern Kentucky (1/11/71)
 @Ken Riley 16 14 . . . at Tennessee Wesleyan (1/14/71)
 #@Ken Riley 20 11 . . . at Austin Peay (1/23/71)
 *Kerry Cochran 10 15 . . . at Austin Peay (1/23/71)
 *Ken Riley 11 10 . . . vs. UT Chattanooga (2/18/71)
 *Ken Riley 13 15 . . . at Western Kentucky (1/30/71)
 Terry Johnson 14 10 . . . at Appalachian State (2/1/71)
 *Ken Riley 28 14 . . . at Bellarmine (2/3/71)
 *Ken Riley 13 10 . . . vs. Western Kentucky (2/6/71)
 **Chester Brown 12 13 . . . vs. Tennessee Tech (2/15/71)
 *Ken Riley 17 16 . . . vs. Tennessee Tech (2/15/71)
 *Chester Brown 11 11 . . . at UT Chattanooga (2/18/71)
 Ken Riley 18 12 . . . at Eastern Kentucky (2/20/71)
 Nick Prater 10 10 . . . at Morehead State (2/22/71)
 \$Ken Riley 19 19 . . . vs. UT Martin (2/25/71)
 \$Ken Riley 13 11 . . . vs. Austin Peay (2/27/71)
 \$Ken Riley 29 17 . . . at Murray State (3/1/71)
 Terry Johnson 11 14 . . . vs. Tennessee Wesleyan (12/2/71)
 Terry Johnson 19 20 . . . vs. Birmingham Southern (1/8/72)
 Chester Brown 17 10 . . . vs. UT Martin (1/20/72)
 Chester Brown 10 16 . . . vs. UT Chattanooga (1/27/72)
 Terry Johnson 15 10 . . . vs. Murray State (1/29/72)
 *Chester Brown 35 18 . . . vs. St. Francis (PA) (2/2/72)
 *Chester Brown 12 18 . . . vs. Western Kentucky (2/5/72)
 **Chester Brown 22 10 . . . vs. Morehead State (2/19/72)
 #Terry Johnson 10 12 . . . vs. Morehead State (2/19/72)
 **Chester Brown 32 17 . . . vs. Eastern Kentucky (2/21/72)
 #Nick Prater 18 10 . . . vs. Eastern Kentucky (2/21/72)
 Terry Johnson 11 11 . . . vs. Austin Peay (2/26/72)
 Chester Brown 11 10 . . . at Texas Pan-American (12/4/72)
 **Steve Peeler 19 10 . . . vs. Bellarmine (1/8/73)
 #Tim Sisneros 13 12 . . . vs. Bellarmine (1/8/73)
 *Steve Peeler 31 16 . . . vs. MacMurray College (1/10/73)
 Jimmy Powell 24 14 . . . at Tennessee Tech (1/13/73)
 Tim Sisneros 21 12 . . . vs. Eastern Kentucky (1/22/73)
 *Steve Peeler 11 10 . . . at UT Chattanooga (1/31/73)
 *Steve Peeler 22 10 . . . at Western Kentucky (2/3/73)
 Jimmy Powell 17 10 . . . vs. UT Chattanooga (2/15/73)
 #Jimmy Powell 14 13 . . . vs. St. Bernard College (12/1/73)
 **George Sorrell 23 21 . . . vs. St. Bernard College (12/1/73)
 #Tim Sisneros 22 12 . . . vs. St. Bernard College (12/1/73)
 *George Sorrell 15 14 . . . vs. ULM (12/4/73)
 #George Sorrell 14 15 . . . vs. Cal State-Sonoma (12/13/73)
 #Tim Sisneros 17 13 . . . vs. Cal State-Sonoma (12/13/73)
 George Sorrell 26 17 . . . vs. Tennessee State (12/28/73)
 George Sorrell 16 20 . . . vs. UT Chattanooga (1/7/74)
 \$Tim Sisneros 15 18 . . . vs. Buffalo State (1/9/74)
 #Jimmy Powell 26 10 . . . vs. Tennessee Tech (1/12/74)
 *\$Tim Sisneros 10 15 . . . vs. Tennessee Tech (1/12/74)
 #George Sorrell 13 18 . . . vs. East Tennessee (1/14/74)
 #Tim Sisneros 15 12 . . . vs. East Tennessee (1/14/74)
 #Jimmy Powell 12 15 . . . vs. Austin Peay (1/26/74)
 *Steve Peeler 20 10 . . . vs. Austin Peay (1/26/74)
 \$George Sorrell 24 14 . . . at Murray State (1/28/74)
 *\$George Sorrell 25 16 . . . vs. Western Kentucky (2/2/74)
 #Tim Sisneros 12 10 . . . vs. Western Kentucky (2/2/74)
 \$George Sorrell 20 13 . . . at UT Chattanooga (2/4/74)
 #Tim Sisneros 12 13 . . . vs. Eastern Kentucky (2/16/74)
 *Steve Peeler 19 12 . . . vs. Eastern Kentucky (2/16/74)
 *George Sorrell 20 18 . . . vs. Morehead State (2/18/74)
 *George Sorrell 29 13 . . . vs. Murray State (2/23/74)
 #Tim Sisneros 15 12 . . . vs. Pennsylvania (1/29/74)
 #George Sorrell 23 13 . . . vs. Pennsylvania (1/29/74)
 #Sleepy Taylor 18 12 . . . vs. Ole Miss (11/30/74)
 @George Sorrell 22 14 . . . vs. Ole Miss (11/30/74)
 @George Sorrell 12 19 . . . vs. Wisconsin-Green Bay (12/5/74)
 @George Sorrell 19 19 . . . at ULM (12/7/74)
 @George Sorrell 15 17 . . . vs. Belmont (12/9/74)
 George Sorrell 12 12 . . . at Vanderbilt (12/30/74)
 Tim Sisneros 21 11 . . . vs. David Lipscomb (12/31/74)
 #George Sorrell 21 14 . . . vs. Virginia Military (1/4/75)
 #Sleepy Taylor 22 12 . . . vs. Virginia Military (1/4/75)
 #Tim Sisneros 19 14 . . . vs. Virginia Military (1/4/75)
 Steve Peeler 22 10 . . . at Tennessee State (1/7/75)
 \$George Sorrell 23 11 . . . at East Tennessee (1/11/75)

#George Sorrell 13 19 . . . at Tennessee Tech (1/13/75)
 #Steve Peeler 18 12 . . . at Tennessee Tech (1/13/75)
 \$George Sorrell 26 15 . . . vs. Eastern Kentucky (1/18/75)
 #Sleepy Taylor 24 10 . . . vs. Morehead State (1/20/75)
 #Tim Sisneros 20 12 . . . vs. Morehead State (1/20/75)
 #George Sorrell 23 10 . . . at Murray State (1/25/75)
 #Tim Sisneros 17 11 . . . at Murray State (1/25/75)
 **Sleepy Taylor 24 15 . . . vs. Austin Peay (1/27/75)
 *\$Tim Sisneros 15 11 . . . vs. Austin Peay (1/27/75)
 #&Steve Peeler 28 11 . . . at Western Kentucky (2/1/75)
 **Sleepy Taylor 20 10 . . . at Western Kentucky (2/1/75)
 #^George Sorrell 17 11 . . . at Western Kentucky (2/1/75)
 #&Steve Peeler 10 12 . . . vs. Tennessee State (2/3/75)
 #^George Sorrell 12 11 . . . vs. Tennessee State (2/3/75)
 #^George Sorrell 10 16 . . . vs. Tennessee Tech (2/8/75)
 #Sleepy Taylor 28 13 . . . vs. Tennessee Tech (2/8/75)
 #&Steve Peeler 28 16 . . . vs. Tennessee Tech (2/8/75)
 #^George Sorrell 17 20 . . . vs. East Tennessee (2/10/75)
 #&Steve Peeler 18 11 . . . vs. East Tennessee (2/10/75)
 #Jimmy Martin 13 12 a . . . vs. East Tennessee (2/10/75)
 #^George Sorrell 15 14 . . . at Morehead State (2/15/75)
 **Tim Sisneros 22 14 . . . at Morehead State (2/15/75)
 #^George Sorrell 33 18 . . . at Eastern Kentucky (2/17/75)
 **Tim Sisneros 12 11 . . . at Eastern Kentucky (2/17/75)
 ^George Sorrell 24 16 . . . at Austin Peay (2/22/75)
 #Tim Sisneros 24 10 . . . vs. Murray State (2/24/75)
 **Jimmy Martin 17 11 a . . . vs. Murray State (2/24/75)
 **George Sorrell 10 18 . . . vs. Western Kentucky (3/1/75)
 **Jimmy Martin 17 10 a . . . vs. Western Kentucky (3/1/75)
 **George Sorrell 18 13 . . . vs. Morehead State (3/7/75)
 #Sleepy Taylor 12 10 . . . vs. Morehead State (3/7/75)
 **Tim Sisneros 10 10 . . . vs. Morehead State (3/7/75)
 *Tim Sisneros 12 13 . . . vs. Austin Peay (3/8/75)
 George Sorrell 23 17 . . . vs. Oregon State (3/15/75)
 *Tim Sisneros 29 10 . . . vs. Sewanee (12/1/75)
 *Tim Sisneros 22 11 . . . vs. Morris Harvey (12/4/75)
 John Bonner 15 11 . . . vs. Rio Grande College (12/13/75)
 @Tim Sisneros 26 18 . . . vs. Army (12/20/75)
 @Tim Sisneros 25 12 . . . vs. Mercer (12/23/75)
 @Tim Sisneros 25 15 . . . vs. Cal Poly State (12/29/75)
 @Tim Sisneros 21 15 . . . vs. Athens College (1/3/76)
 @Tim Sisneros 16 11 . . . vs. UT Chattanooga (1/7/76)
 Tim Sisneros 18 11 . . . vs. Tennessee Tech (1/17/76)
 Tim Sisneros 32 10 . . . at Western Kentucky (2/7/76)
 #Tim Sisneros 27 10 . . . at Tennessee Tech (2/16/76)
 #Lewis Mack 11 12 a . . . at Tennessee Tech (2/16/76)
 #John Bonner 13 12 . . . vs. Eastern Kentucky (2/21/76)
 #Tim Sisneros 28 20 . . . vs. Eastern Kentucky (2/21/76)
 #Claude Taylor 19 10 . . . at Marshall (2/25/76)
 **Tim Sisneros 37 14 . . . at Marshall (2/25/76)
 *Tim Sisneros 23 18 . . . vs. Murray State (2/28/76)
 Bob Martin 16 12 . . . vs. UALR (12/1/76)
 Greg Joyner 22 11 . . . at Ballarmine College (12/21/76)
 Bob Martin 15 13 . . . at Vanderbilt (12/29/76)
 #Bob Martin 20 13 . . . vs. Culver-Stockton (1/5/77)
 #Lewis Mack 10 10 a . . . vs. Culver-Stockton (1/5/77)
 Bob Martin 13 14 . . . at Tennessee Tech (1/10/77)
 #George Joyner 20 15 . . . vs. Morehead State (1/17/77)
 #Bob Martin 12 12 . . . vs. Morehead State (1/17/77)
 Lewis Mack 11 12 a . . . at UT Chattanooga (1/31/77)
 **Greg Joyner 16 12 . . . vs. Marshall (2/3/77)
 #Bob Martin 17 15 . . . vs. Marshall (2/3/77)
 **Greg Joyner 25 13 . . . vs. Tennessee Tech (2/5/77)
 #Bob Martin 15 14 . . . vs. Tennessee Tech (2/5/77)
 \$Bob Martin 18 14 . . . vs. East Tennessee State (2/7/77)
 #Greg Joyner 22 13 . . . at Austin Peay (2/19/77)
 Greg Joyner 23 15 . . . vs. Tennessee Tech (3/13/77)
 *Bob Martin 14 12 . . . at Oral Roberts (11/28/77)
 *Bob Martin 14 11 . . . vs. Athens College (12/1/77)
 #Greg Joyner 10 10 . . . at Ole Miss (12/12/77)
 #Bob Martin 11 11 . . . at Ole Miss (12/12/77)
 **Bob Martin 15 11 . . . vs. Urbana College (1/4/78)
 #Claude Taylor 12 10 . . . vs. Urbana College (1/4/78)
 *Bob Martin 12 13 . . . at Morehead State (1/7/78)
 Greg Joyner 26 10 . . . at Eastern Kentucky (1/9/78)
 Bob Martin 12 12 . . . vs. Tennessee Tech (1/4/78)
 Bob Martin 20 15 . . . vs. Western Kentucky (1/28/78)
 Greg Joyner 16 12 . . . vs. Georgia College (12/2/78)
 #Leroy Coleman 23 10 . . . vs. Pikeville College (12/7/78)
 #Greg Joyner 12 15 . . . vs. Pikeville College (12/7/78)
 Chris Harris 15 11 . . . vs. Central Arkansas (12/20/78)
 &Greg Joyner 27 10 . . . vs. David Lipscomb (12/30/78)
 &Greg Joyner 18 17 . . . vs. UNC-Asheville (1/2/79)
 #&Greg Joyner 28 15 . . . vs. Morehead State (1/6/79)
 #Leroy Coleman 21 11 . . . vs. Morehead State (1/6/79)
 #Chris Harris 22 17 . . . vs. Morehead State (1/6/79)

&Greg Joyner 19 11 . . . vs. Eastern Kentucky (1/8/79)
 Chris Harris 23 10 . . . at Tennessee Tech (1/13/79)
 Leroy Coleman 22 13 . . . at Eastern Kentucky (2/3/79)
 Greg Joyner 13 12 . . . vs. Mercer (2/8/79)
 Jimmy Riley 19 10 . . . vs. Mercer (2/8/79)
 Leroy Coleman 13 10 . . . vs. Tennessee Tech (2/10/79)
 Greg Joyner 12 13 a . . . vs. Austin Peay (2/19/79)
 Greg Joyner 26 10 . . . vs. Eastern Kentucky (3/2/79)
 Chris Harris 20 11 . . . vs. Eastern Kentucky (3/2/79)
 Chris Harris 19 10 . . . vs. State Louis (11/30/79)
 &Jerry Beck 17 10 . . . at Mercer (12/15/79)
 &Jerry Beck 27 16 . . . vs. Bluefield College (12/18/79)
 &Jerry Beck 19 12 . . . vs. Rio Grande College (12/20/79)
 &Jerry Beck 24 18 . . . vs. Mercer (12/22/79)
 Jerry Beck 24 15 . . . at Centenary (1/3/80)
 Jerry Beck 24 13 . . . vs. Austin Peay (1/17/80)
 Jerry Beck 17 11 . . . at Morehead State (1/26/80)
 Jerry Beck 17 12 . . . vs. Morehead State (2/2/80)
 *Chris Harris 14 12 . . . vs. Tennessee Tech (2/7/80)
 *Chris Harris 21 13 . . . at Akron (2/9/80)
 Jerry Beck 25 15 . . . vs. Murray State (2/14/80)
 *Jerry Beck 17 13 . . . at Western Carolina (11/29/80)
 *Jerry Beck 20 15 . . . vs. UT Chattanooga (12/1/80)
 Jerry Beck 34 15 . . . vs. Westmar College (12/20/80)
 *Jerry Beck 18 13 . . . vs. Tennessee State (12/30/80)
 *Jerry Beck 17 12 . . . vs. Morehead State (1/3/81)
 Jerry Beck 13 10 . . . at Akron (1/10/81)
 \$Jerry Beck 16 13 . . . vs. Western Carolina (1/24/81)
 \$Jerry Beck 17 11 . . . at Morehead State (1/29/81)
 \$Jerry Beck 20 10 . . . at Eastern Kentucky (1/31/81)
 Jerry Beck 27 13 . . . vs. Akron (2/7/81)
 Jerry Beck 17 12 . . . vs. Murray State (2/12/81)
 &Jerry Beck 17 13 . . . vs. Western Kentucky (2/19/81)
 #&Jerry Beck 16 10 . . . at UT Chattanooga (2/21/81)
 #Rick Campbell 20 10 a . . . at UT Chattanooga (2/21/81)
 &Jerry Beck 20 15 . . . vs. Oral Roberts (2/25/81)
 &Jerry Beck 14 11 . . . vs. Murray State (3/6/81)
 Chris Harris 11 10 . . . vs. South Alabama (12/3/81)
 *Jerry Beck 12 12 . . . at Eastern Kentucky (12/12/81)
 *Jerry Beck 11 17 . . . vs. Georgia State (12/17/81)
 Jerry Beck 22 14 . . . vs. Detroit (12/30/81)
 *Jerry Beck 28 13 . . . vs. Akron (1/7/82)
 *Jerry Beck 17 15 . . . vs. Youngstown State (1/9/82)
 Jerry Beck 22 12 . . . at Tennessee State (1/16/82)
 *Jerry Beck 28 12 . . . at Oral Roberts (1/27/82)
 *Jerry Beck 20 10 . . . at Tennessee Tech (1/31/82)
 Chris Harris 11 10 . . . at Youngstown State (2/6/82)
 &Jerry Beck 26 13 . . . vs. Western Kentucky (2/13/82)
 &Jerry Beck 20 11 . . . at Murray State (2/18/82)
 &Jerry Beck 19 12 . . . at Austin Peay (2/20/82)
 &Jerry Beck 10 15 . . . vs. Morehead State (2/25/82)
 Jerry Beck 19 11 . . . vs. Murray State (3/5/82)
 Jerry Beck 14 10 . . . vs. 15 Kentucky (3/11/82)
 Doug Lipscomb 15 11 . . . at South Alabama (12/4/82)
 Wardell Perry 10 15 . . . vs. Western Kentucky (12/8/82)
 Doug Lipscomb 20 13 . . . at Morehead State (12/17/82)
 Doug Lipscomb 18 14 . . . at Tennessee Tech (1/15/83)
 **Doug Lipscomb 14 11 . . . vs. Georgia State (2/1/83)
 #Raleigh Choice 17 10 . . . vs. Georgia State (2/1/83)
 *Doug Lipscomb 34 14 . . . at Akron (2/4/83)
 #Doug Lipscomb 13 10 . . . vs. Eastern Kentucky (3/5/83)
 #Raleigh Choice 10 11 . . . vs. Eastern Kentucky (3/5/83)
 LaRae Davis 22 10 . . . vs. Georgia State (11/26/83)
 #Russell Smith 11 14 . . . at Tennessee State (12/3/83)
 **Doug Lipscomb 14 11 . . . at Tennessee State (12/3/83)
 *Doug Lipscomb 18 12 . . . vs. Urbana (12/5/83)
 Raleigh Choice 18 14 . . . vs. Austin Peay (12/17/83)
 Doug Lipscomb 11 13 . . . vs. Georgia College (1/2/84)
 *Russell Smith 17 11 . . . at Tennessee Tech (1/7/84)
 *Russell Smith 14 11 . . . at Morehead State (1/12/84)
 \$Doug Lipscomb 24 13 . . . vs. Youngstown State (1/19/84)
 \$Doug Lipscomb 15 14 . . . vs. Akron (1/21/84)
 \$Doug Lipscomb 11 10 . . . vs. Austin Peay (1/26/84)
 #Raleigh Choice 12 10 . . . vs. Austin Peay (1/26/84)
 Russell Smith 25 14 . . . vs. Tennessee State (2/2/84)
 Doug Lipscomb 15 12 . . . vs. Morehead State (2/16/84)
 #Doug Lipscomb 15 11 . . . vs. Akron (2/25/84)
 #Raleigh Choice 12 12 . . . at Akron (2/25/84)
 Kerry Hammonds 20 11 . . . at UT-Chattanooga (12/1/84)
 #Lonnie Thompson 21 13 . . . vs. Miles College (12/8/84)
 #Kerry Hammonds 24 14 . . . vs. Miles College (12/8/84)
 #Kerry Hammonds 12 11 . . . vs. Urbana (12/19/84)
 #Kim Cooksey 22 10 . . . vs. Urbana (12/19/84)
 Kerry Hammonds 12 16 . . . at Youngstown State (1/19/85)
 Russell Smith 15 14 . . . at Murray State (1/28/85)
 Lonnie Thompson 19 12 . . . at Georgia Southern (1/30/85)



DOUBLE-DOUBLES

*Kerry Hammonds 17 13 vs. Tennessee State(2/7/85)
 *Kerry Hammonds 18 10 vs. Austin Peay (2/9/85)
 Billy Miller 13 11 vs. Murray State (2/11/85)
 James Johnson 10 10 vs. Akron (2/25/85)
 Dwayne Rainey 18 12 vs. Minnesota (11/23/85)
 Kerry Hammonds 12 10 vs. South Carolina (11/29/85)
 Kerry Hammonds 12 12 at Western Kentucky (12/9/85)
 Lee Campbell 17 10 at Missouri (12/11/85)
 Kerry Hammonds 19 13 vs. Transylvania (12/21/85)
 #Lee Campbell 23 10 vs. Murray State (1/11/86)
 #James Johnson 10 11 a vs. Murray State (1/11/86)
 *Dwayne Rainey 10 10 vs. Murray State (1/11/86)
 Lee Campbell 17 12 vs. Alabama State (1/15/86)
 Kerry Hammonds 12 11 at Eastern Kentucky (1/20/86)
 Lee Campbell 13 14 vs. Youngstown State (1/25/86)
 *Kerry Hammonds 17 14 vs. Akron (1/27/86)
 *Kerry Hammonds 17 14 at Tennessee State (2/1/86)
 #Duane Washington 10 12 a at Murray State (2/17/86)
 #Lee Campbell 16 15 at Murray State (2/17/86)
 Lee Campbell 22 11 vs. Tennessee State (2/26/86)
 Kerry Hammonds 20 12 vs. Eastern Kentucky (3/3/86)
 Lee Campbell 24 15 vs. Murray State (3/7/86)
 *Dwayne Rainey 11 10 at Armstrong State (11/28/86)
 *Dwayne Rainey 23 11 at Old Dominion (12/2/86)
 Duane Washington 10 12 vs. Cumberland (12/11/86)
 \$Dwayne Rainey 27 17 vs. McNeese State (12/15/86)
 \$Dwayne Rainey 21 15 vs. Lincoln Memorial (12/17/86)
 \$Dwayne Rainey 14 10 at Marshall (12/20/86)
 Randy Henry 18 10 vs. UALR (12/22/86)
 Dwayne Rainey 13 13 vs. Michigan (12/29/86)
 Dwayne Rainey 19 14 at Austin Peay (1/21/87)
 Kerry Hammonds 17 10 vs. Morehead State (1/17/87)
 Duane Washington 15 16 a vs. Eastern Kentucky (1/19/87)
 Randy Henry 14 10 at Youngstown State (2/12/87)
 Randy Henry 10 10 at Tennessee State (1/31/87)
 Dwayne Rainey 21 11 vs. Tennessee Tech (2/2/87)
 Duane Washington 14 11 a vs. Akron (2/7/87)
 Randy Henry 27 11 at Morehead State (2/23/87)
 Kerry Hammonds 20 11 vs. Tennessee State (2/26/87)
 #Randy Henry 12 13 vs. Virginia Tech (11/21/87)
 #Dwayne Rainey 10 11 vs. Virginia Tech (11/21/87)
 Chris Ingram 12 11 vs. Cumberland 12/2/87
 Dwayne Rainey 20 12 at McNeese State 12/5/87
 #Tyrus Baynham 20 10 vs. UT Chattanooga 12/12/87
 #Dwayne Rainey 16 12 vs. UT Chattanooga 12/12/87
 *Chris Rainey 19 10 a vs. UT-Chattanooga (12/12/87)
 Randy Henry 11 11 a vs. Louisiana Tech (12/15/87)
 Randy Henry 21 11 vs. UNC Charlotte (12/18/87)
 Tyrus Baynham 11 11 a vs. Kennesaw (1/2/88)
 *Dwayne Rainey 14 13 a at Louisiana Tech (1/7/88)
 *Dwayne Rainey 24 16 vs. Akron (1/11/88)
 Dwayne Rainey 12 11 vs. Austin Peay (1/25/88)
 Randy Henry 24 11 at Tennessee State (2/5/88)
 Dwayne Rainey 10 11 vs. Eastern Kentucky (2/12/88)
 Dwayne Rainey 11 10 vs. Tennessee State (2/20/88)
 #Randy Henry 19 12 vs. Youngstown State (2/22/88)
 #Tyrus Baynham 12 10 a vs. Youngstown State (2/22/88)
 Dwayne Rainey 18 12 at Austin Peay (2/27/88)
 Dwayne Rainey 14 12 at Tennessee Tech (3/3/88)
 *Randy Henry 17 13 vs. Youngstown State (3/7/88)
 #Randy Henry 14 11 vs. Austin Peay (3/11/88)
 #Dwayne Rainey 17 12 vs. Austin Peay (3/11/88)
 *Randy Henry 18 12 vs. Georgia (3/22/88)
 *Randy Henry 34 12 vs. Boston College (3/26/88)
 Kerry Hammonds 24 12 at Wright State (12/3/88)
 #Kevin Wallace 28 10 vs. Tennessee Wesleyan (12/8/88)
 #*Kerry Hammonds 17 11 vs. Tennessee Wesleyan (12/8/88)
 *Kerry Hammonds 24 15 vs. Alabama State (12/10/88)
 *Kerry Hammonds 24 11 vs. Louisiana Tech (12/20/88)
 #Randy Henry 27 13 vs. Arkansas State (12/22/88)
 #*Kerry Hammonds 21 12 vs. Arkansas State (12/22/88)
 Gerald Harris 10 11 vs. Colorado (12/30/88)
 *Kerry Hammonds 24 13 at Alabama State (1/4/89)
 #Gerald Harris 15 10 vs. Akron (1/7/89)
 #*Kerry Hammonds 29 10 vs. Akron (1/7/89)
 !Kerry Hammonds 18 11 at Tennessee Tech (1/16/89)
 !Kerry Hammonds 18 17 vs. Eastern Kentucky (1/21/89)
 #Randy Henry 24 10 vs. Eastern Kentucky (1/21/89)
 !Kerry Hammonds 17 16 vs. Morehead State (1/23/89)
 !Kerry Hammonds 10 21 at Austin Peay (1/28/89)
 !Kerry Hammonds 14 18 at Murray State (1/30/89)
 !Kerry Hammonds 18 10 at Tennessee State (2/4/89)
 #*Randy Henry 26 11 at Tennessee State (2/4/89)
 *Randy Henry 26 11 vs. Wright State (2/8/89)
 Kerry Hammonds 18 11 vs. Austin Peay (2/13/89)
 Kerry Hammonds 11 13 at Eastern Kentucky (2/20/89)

Chris Rainey 19 13 vs. Tennessee Tech (2/25/89)
 *Kerry Hammonds 17 16 vs. Austin Peay (3/9/89)
 #*Kerry Hammonds 11 13 vs. 16 Florida State (3/16/89)
 #Randy Henry 26 10 vs. 16 Florida State (3/16/89)
 *Kerry Hammonds 22 15 vs. Virginia (3/18/89)
 Chris Ingram 19 12 vs. Tusculum College (11/30/89)
 Kevin Wallace 10 11 at Louisiana Tech (12/9/89)
 Quincy Vance 15 10 vs. Kennesaw (12/16/89)
 Chris Ingram 11 11 vs. Cleveland State (12/18/89)
 Quincy Vance 13 14 vs. Alcorn State (12/23/89)
 Kevin Wallace 21 14vs. Northeast Louisiana (12/30/89)
 David Clark 11 10 at Morehead State (1/26/90)
 #*Kevin Wallace 14 10 at Tennessee Tech (2/3/90)
 #*Quincy Vance 10 12 at Tennessee Tech (2/3/90)
 #*Kevin Wallace 26 11 vs. Akron (2/5/90)
 #*Quincy Vance 13 10 vs. Akron (2/5/90)
 Chris Ingram 17 10 vs. Morehead State (2/12/90)
 #Kevin Wallace 16 11 at Austin Peay (2/17/90)
 Quincy Vance 32 11 at Austin Peay (2/17/90)
 Quincy Vance 16 19 vs. Alabama State (2/22/90)
 Chris Ingram 20 10 vs. Tennessee State (2/24/90)
 \$Warren Kidd 18 21 vs. Mississippi Valley St.(11/23/90)
 \$#Warren Kidd 22 10 vs. Kennesaw (11/26/90)
 #Greg Christian 13 14 a vs. Kennesaw (11/26/90)
 \$Warren Kidd 15 16 at South Carolina State (11/29/90)
 Jeff Clifton 21 10 vs. Grambling (12/4/90)
 Warren Kidd 18 10 at Memphis State (12/8/90)
 *Warren Kidd 10 11 at Alcorn State (12/15/90)
 *Warren Kidd 20 16 vs. Georgia Southern (12/20/90)
 \$Quincy Vance 14 10 vs. Samford (12/29/90)
 #Quincy Vance 27 13 vs. FIU (11/7/91)
 #&Warren Kidd 13 17 vs. FIU (1/7/91)
 #Quincy Vance 14 16 vs. Austin Peay (1/12/91)
 #&Warren Kidd 14 13 vs. Austin Peay (1/12/91)
 #Warren Kidd 10 10 vs. Murray State (1/14/91)
 #Warren Kidd 10 10 at Eastern Kentucky (1/19/91)
 Warren Kidd 18 12 vs. Tennessee Tech (1/26/91)
 \$Warren Kidd 15 17 vs. Tennessee State (1/28/91)
 \$Warren Kidd 19 15 vs. South Carolina State (1/30/91)
 \$Warren Kidd 22 14 at FIU (2/2/91)
 Chris Ingram 10 10 at Grambling (2/6/91)
 Warren Kidd 15 14 at Tennessee State (2/9/91)
 Robert Taylor 24 10 at Tennessee Tech (2/11/91)
 *Warren Kidd 18 11 vs. Morehead State (2/16/91)
 *Warren Kidd 13 15 vs. Eastern Kentucky (2/18/91)
 #Quincy Vance 23 13 at Austin Peay (2/25/91)
 #&Warren Kidd 21 20 at Austin Peay (2/25/91)
 #Warren Kidd 13 18 at Austin Peay (3/2/91)
 #Warren Kidd 20 20 vs. Eastern Kentucky (3/6/91)
 #Warren Kidd 10 11 at Murray State (3/7/91)
 Warren Kidd 18 10 at Tennessee (12/5/91)
 Quincy Vance 16 14at Mississippi Valley State (12/7/91)
 *Warren Kidd 14 10 at Murray State (12/14/91)
 *Warren Kidd 20 11 vs. South Alabama (12/20/91)
 Warren Kidd 16 12 vs. Oral Roberts (1/2/92)
 Warren Kidd 21 15 vs. Austin Peay (1/13/92)
 #Warren Kidd 22 18 at Tennessee Tech (1/20/92)
 #Warren Kidd 19 14 vs. Morehead State (1/25/92)
 #Warren Kidd 12 12 vs. Eastern Kentucky (1/27/92)
 #&Warren Kidd 10 10 vs. Murray State (2/1/92)
 #*Quincy Vance 22 11 vs. Murray State (2/1/92)
 *Quincy Vance 16 10 at Eastern Kentucky (2/8/92)
 Warren Kidd 25 17 at Morehead State (2/10/92)
 #Kelvin Hammonds 11 10 vs. Tennessee State (2/17/92)
 #*Warren Kidd 19 15 vs. Tennessee State (2/17/92)
 *Warren Kidd 22 18 at Austin Peay (2/22/92)
 Quincy Vance 14 10 at Southeast Missouri St. (2/24/92)
 *Warren Kidd 15 19 at College of Charleston (2/29/92)
 *Warren Kidd 13 12 vs. Arkansas State (3/3/92)
 Warren Kidd 23 16 vs. Livingston State (12/1/92)
 \$Warren Kidd 18 12 vs. Colorado (12/5/92)
 \$Warren Kidd 17 18 at Minnesota (12/12/92)
 \$Warren Kidd 17 13 at Oral Roberts (12/21/92)
 \$Warren Kidd 19 18 vs. Southern Univ (1/2/93)
 \$Warren Kidd 23 16 at UMKC (1/4/93)
 \$Warren Kidd 12 17 vs. Morehead State (1/9/93)
 \$Warren Kidd 12 18 vs. Tennessee State (1/13/93)
 \$Warren Kidd 20 16 at UT-Martin (1/18/93)
 \$Warren Kidd 21 16 at Tennessee Tech (1/23/93)
 @Warren Kidd 10 17 at SE Missouri State (1/30/93)
 @Warren Kidd 12 18 at Murray State (2/1/93)
 @Warren Kidd 25 19 vs. Oral Roberts (2/6/93)
 @Warren Kidd 12 17 vs. UT Martin (2/8/93)
 @Warren Kidd 25 10 at Tennessee State (2/11/93)
 *Warren Kidd 20 18 vs. Tennessee Tech (2/15/93)
 *Warren Kidd 11 13 at Morehead State (2/20/93)

*Warren Kidd 19 20vs. Southeast Missouri St. (2/27/93)
 *Warren Kidd 22 19 vs. Murray State (3/1/93)
 Brent Secrest 10 10 vs. Ala.-Huntsville (12/11/93)
 Bobby Clark 11 12 at Southern Univ. (1/6/94)
 Milton Dean 23 13 vs. Tennessee Tech (1/29/94)
 Chad Wampler 10 11 vs. Morehead State (2/26/94)
 #Roni Bailey 15 10 vs. Valdosta State (12/10/94)
 #Shawn Driskill 10 11 vs. Valdosta State (12/10/94)
 David Washington 15 13 vs. Tennessee Tech (1/28/95)
 #Roni Bailey 16 11 vs. Tennessee State (2/18/95)
 #Bobby Clark 10 14 vs. Tennessee State (2/18/95)
 #Roni Bailey 13 12 at Southern Univ. (2/22/95)
 #Paul Washington 19 10 at Southern Univ. (2/22/95)
 Paul Washington 16 11 at Morehead State (2/25/95)
 Tim Gaither 20 10 a at Eastern Kentucky (2/27/95)
 \$Aylton Tesch 15 13 at Texas Christian (1/13/95)
 Roni Bailey 13 11 vs. New Orleans (12/16/95)
 \$Aylton Tesch 10 10 vs. Wisconsin-Parkside (1/2/96)
 \$Aylton Tesch 20 16 vs. Austin Peay (1/26/96)
 \$Aylton Tesch 20 12 at Tennessee Tech (1/11/96)
 Aylton Tesch 16 10 at Morehead State (1/20/96)
 Aylton Tesch 16 12 vs. Southern University (1/24/96)
 Aylton Tesch 13 10 vs. Murray State (1/29/96)
 *Aylton Tesch 17 11 vs. Morehead State (2/19/96)
 *Aylton Tesch 12 10 at Murray State (2/24/96)
 Roni Bailey 19 10 vs. Montreat College (11/27/96)
 Roni Bailey 22 10 vs. Murray State (12/2/96)
 Roni Bailey 22 10 at Murray State (1/25/97)
 Richard Duncan 13 10 a vs. SE Missouri State (2/25/97)
 #Aylton Tesch 10 11 at Tennessee Tech (12/6/97)
 #Mantia Callender 13 11 at Tennessee Tech (12/6/97)
 Aylton Tesch 15 12 vs. Carson-Newman (12/18/97)
 *Aylton Tesch 16 16 vs. Murray State (1/3/98)
 *Aylton Tesch 11 11 vs. UT-Martin (1/5/98)
 *Aylton Tesch 17 10 at Eastern Kentucky (1/22/98)
 *Aylton Tesch 17 12 at Morehead State (1/24/98)
 *Aylton Tesch 13 11 at UT-Martin (1/31/98)
 *Aylton Tesch 34 14 vs. Eastern Illinois (2/5/98)
 Mantia Callender 11 14 vs. SE Missouri State (2/7/98)
 Aylton Tesch 12 11 vs. Eastern Kentucky (2/19/98)
 Mantia Callender 10 13 vs. Morehead State (2/21/98)
 Aylton Tesch 10 11 vs. Eastern Kentucky (2/24/98)
 *Lee Nosse 25 11 vs. Austin Peay (2/13/99)
 *Lee Nosse 16 10 at Morehead State (2/18/99)
 Richard Duncan 13 12 stl at Eastern Kentucky (2/20/99)
 Bryant Mitchell 12 11 vs. St. Francis (1/17/00)
 Iiro Tennngren 15 11 vs. Rice (12/4/01)
 Lee Nosse 17 12 vs. Tennessee State (12/8/01)
 Lee Nosse 12 10 at New Orleans (12/30/01)
 Lee Nosse 19 15 vs. New Mexico State (1/10/02)
 Lee Nosse 22 11 at IP-Ft. Wayne (1/31/02)
 Lee Nosse 25 12 vs. UT-Pan American (2/4/02)
 Napoleon Rhodes 16 20 at UNC Greensboro (11/30/02)
 John Humphrey 14 12 vs. Tennessee Tech (12/4/02)
 William Pippen 18 10 vs. IUPUI (12/7/02)
 *William Pippen 21 10 vs. Western Kentucky (1/4/03)
 *William Pippen 13 11 at Arkansas State (1/8/03)
 Tommy Gunn 18 11 at Louisiana (1/25/03)
 William Pippen 23 12 vs. IP-Ft. Wayne (1/28/03)
 William Pippen 19 10 vs. Arkansas State (2/13/03)
 Kyle Young 10 11 vs. Tennessee Wesleyan (12/13/03)
 Michael Cuffee 16 12 vs. Western Kentucky (2/26/04)
 Tommy Gunn 12 10 vs. FIU (3/1/04)
 #Michael Cuffee 11 14 vs. Tennessee Wesleyan (12/2/04)
 #*Marcus Morrison 15 10 vs. Tennessee Wesleyan (12/2/04)
 *Marcus Morrison 16 11 vs. Tennessee State (12/5/04)
 Michael Cuffee 12 13 vs. Auburn (12/21/04)
 Steve Thomas 15 10 vs. VCU (1/2/05)
 #Marcus Morrison 10 11 at Arkansas State (1/13/05)
 #*Michael Cuffee 24 10 at Arkansas State (1/13/05)
 *Michael Cuffee 15 10 at UALR (1/15/05)
 *Steve Thomas 11 10 at New Mexico State (1/27/05)
 *Steve Thomas 19 10 at Louisiana (1/29/05)
 Steve Thomas 11 10 vs. Arkansas State (2/17/05)
 Steve Thomas 20 11 at Western Kentucky (2/24/05)
 Michael Cuffee 19 10 at FIU (2/28/05)
 Steve Thomas 17 17 vs. New Mexico State (3/4/05)
 Kyle Young 13 11 at Indiana State (11/26/05)
 Marcus Morrison 20 10 vs. Freed-Hardeman (12/18/05)
 Kyle Young 10 12 at No. 10 Louisville (12/20/05)
 Marcus Morrison 15 11 at Tennessee State (12/31/05)
 Marcus Morrison 14 13 vs. Arkansas State (1/12/06)
 Tim Blue 20 11 vs. South Dakota State (2/13/06)
 Tim Blue 14 11 vs. Indiana State (11/30/06)
 Kevin Kanaskie 19 12 at Florida Atlantic (1/10/07)
 Kevin Kanaskie 18 13 vs. Louisiana (1/27/07)



Theryn Hudson	10	10 vs. Denver (2/1/07)
Desmond Yates	12	10 at ULM (1/24/08)
Desmond Yates	17	11 at Louisiana (1/31/08)
Desmond Yates	12	10 at FIU (2/9/08)
Kevin Kanaskie	22	11 vs. Trevecca (11/14/08)
Desmond Yates	27	13 vs. Troy (12/11/08)
Montarrio Haddock	17	12 vs. Arkansas State (1/22/09)
Demetrius Green	15	11 vs. ULM (1/31/09)
Montarrio Haddock	19	12 at Troy (2/12/09)
Eric Allen	17	11 at Florida Atlantic (2/21/09)
Montarrio Haddock	18	11 vs. SIU Edwardsville (12/13/09)
Montarrio Haddock	23	10 vs. FIU (1/14/10)
Kyle Hunt	17	12 vs. Tennessee Temple (11/12/10)
JT Sulton	13	11 at SIUE (12/4/10)
Shawn Jones	13	10 vs. Furman (12/12/10)
Trevor Ottley	10	12 at FIU (1/29/11)
Trevor Ottley	16	12 at Troy (2/17/11)
JT Sulton	21	11 vs. UALR (3/7/11)
JT Sulton	11	13 at Loyola Marymount (11/13/11)
LaRon Dendy	16	13 at UCLA (11/15/11)
Marcos Knight	17	11 vs. Belmont (11/20/11)
#LaRon Dendy	19	11 vs. Akron (12/4/11)
#JT Sulton	16	11 vs. Akron (12/4/11)
LaRon Dendy	11	10 vs. FIU (12/29/11)
*LaRon Dendy	21	11 vs. South Alabama (12/31/11)
LaRon Dendy	26	14 vs. WKU (2/9/12)
LaRon Dendy	20	10 vs. Florida Atlantic (2/18/12)
LaRon Dendy	18	13 vs. Marshall (3/13/12)
Bruce Massey	20	10 at Tennessee (3/19/12)
Shawn Jones	18	13 vs. UCF (11/20/12)
Shawn Jones	21	12 vs. Texas Southern (11/24/12)
Shawn Jones	15	13 vs. FIU (12/29/12)
Marcos Knight	15	11 vs. Arkansas State (2/7/13)
Marcos Knight	13	11 vs. FIU (3/10/13)
Reggie Upshaw	12	10 vs. North Florida (11/13/13)
*Shawn Jones	24	12 vs. Akron (11/16/13)
*Shawn Jones	19	12 vs. UALR (11/18/13)
Jacquez Rozier	12	10 at Murray State (11/26/13)
Shawn Jones	21	11 vs. Belmont (12/03/13)
Shawn Jones	18	15 at Ole Miss (12/14/13)
Shawn Jones	16	20 vs. Maine (N) (12/29/13)
Shawn Jones	14	11 at Tennessee State (01/07/14)
*Shawn Jones	22	11 vs. East Carolina (01/30/14)
*Shawn Jones	20	10 vs. Old Dominion (02/01/14)
Shawn Jones	17	10 vs. Tulane (02/13/14)
Shawn Jones	16	18 at UAB (03/06/14)
Neiko Hunter	19	10 vs. Tulsa (03/14/14)
Jacquez Rozier	15	11 vs. Murray St. (11/18/14)
Reggie Upshaw	12	11 vs. Northern Arizona (11/25/14)
Reggie Upshaw	15	11 at UTEP (01/31/15)
Reggie Upshaw	13	13 at Rice (02/12/15)
Reggie Upshaw	20	11 at FAU (03/07/15)
Reggie Upshaw	15	12 vs. VCU (12/02/15)
Giddy Potts	17	14 vs. South Alabama (12/05/15)
Reggie Upshaw	21	13 vs. Auburn (12/12/15)
Reggie Upshaw	18	10 at Georgia State (12/22/15)
Reggie Upshaw	32	12 vs. Trevecca (12/30/15)
Reggie Upshaw	12	12 vs. UTEP (01/07/16)
#Perrin Buford	16	11 vs. North Texas (01/21/16)
#Reggie Upshaw	15	10 vs. North Texas (01/21/16)
Reggie Upshaw	11	10 at WKU (01/30/16)
Reggie Upshaw	13	12 at LA Tech (02/11/16)
Giddy Potts	19	12 vs. WKU (02/25/16)
Perrin Buford	18	11 at Florida Atlantic (03/03/16)
Reggie Upshaw	22	13 at FIU (03/05/16)

Same game
 * Back to back games
 § Three games in a row
 & Four games in a row
 @ Five games in a row
 ! Six Games in a row
 ^ Seven games in a row

OVERTIME GAMES

SINGLE OT

Date	Opponent	Score	W/L
1955-56	Austin Peay	81-85	L
1955-56	Lipscomb	75-76	L
01/12/57	at Tennessee Tech	85-80	W
02/02/57	at Lipscomb	75-73	W
12/13/57	at Austin Peay	78-74	W
02/15/58	at Tennessee Tech	69-73	L
12/15/60	Austin Peay	83-79	W
12/30/60	Centenary	67-76	L
01/12/61	Lipscomb	66-68	L
12/01/61	Stetson	77-76	W
01/06/62	East Tennessee	58-55	W
02/19/62	Tennessee Tech	63-64	L
12/03/62	at Florence State	86-77	W
02/20/63	Eastern Kentucky	78-71	W
01/27/64	Tennessee Tech	57-61	L
12/03/64	Tennessee-Martin	94-89	W
02/24/65	at Murray State	89-91	L
12/12/66	Chattanooga	105-107	L
01/18/67	Murray State	93-96	L
12/30/67	at Oglethorpe	77-75	W
01/11/68	Morehead State	93-88	W
01/26/74	Austin Peay	90-87	W
12/18/76	Chattanooga	73-75	L
01/03/77	at Mercer	59-55	W
02/05/77	Tennessee Tech	98-91	W
02/04/78	Eastern Kentucky	74-73	W
01/06/79	Morehead State	99-97	W
01/19/79	at Western Kentucky	70-72	L
02/08/79	Mercer	61-64	L
02/10/79	Tennessee Tech	72-76	L
02/19/79	Austin Peay	58-56	W
12/03/81	South Alabama	71-69	W
12/21/81	Samford	67-63	W
12/30/81	Detroit	64-62	W
01/16/82	at Tennessee State	70-68	W
03/05/82	Murray State	56-54	W
01/21/84	Akron	52-50	W
11/23/84	Georgia College	65-63	W
02/13/85	at Tennessee State	70-65	W
02/18/85	at Eastern Kentucky	67-69	L
01/06/86	at Tennessee Tech	79-77	W
12/30/86	at UAB	91-93	L
02/09/87	Youngstown State	88-79	W
01/13/88	Tennessee Tech	69-67	W
12/30/88	Colorado	107-105	W
02/13/89	Austin Peay	111-105	W
12/18/89	Cleveland State	65-67	L
12/20/90	Georgia Southern	80-76	W
01/20/92	at Tennessee Tech	90-99	L
01/02/93	Southern	70-69	W
02/27/93	Southeast Missouri	63-67	L
03/01/93	Murray State	79-74	W
12/07/93	at Texas Christian	56-65	L
02/03/94	at Tennessee-Martin	64-70	L
02/01/95	Vanderbilt	93-90	W
02/18/95	Tennessee State	77-76	W
02/22/95	at Southern	65-63	W
02/27/95	at Eastern Kentucky	82-78	W
02/15/96	Tennessee Tech	71-77	L
01/03/98	Murray State	76-71	W
02/12/98	at Austin Peay	69-73	L
01/12/99	at Tennessee Tech	69-75	L
01/28/99	Tennessee-Martin	80-78	W
12/04/00	at Rice	77-73	W
03/02/01	New Orleans	61-66	L
12/21/02	at Austin Peay	71-79	L
01/11/03	at UALR	62-71	L
01/15/04	Arkansas State	92-86	W
02/24/04	at New Orleans	78-75	W
12/22/04	vs. Delaware	73-69	W
02/24/05	at Western Kentucky	83-85	L
11/26/05	at Indiana State	79-85	L
02/13/06	South Dakota State	89-82	W

11/18/06	vs. Toledo	69-75	L
12/20/06	at Austin Peay	63-64	L
03/04/07	vs. South Alabama	63-60	W
12/12/07	vs. Belmont	86-80	W
01/19/08	vs. New Orleans	75-82	L
02/04/08	at Arkansas State	89-86	W
12/31/08	at North Texas	89-80	W
12/4/10	at SIUE	73-64	W
01/08/11	at Louisiana	93-91	W
02/17/11	at Troy	65-69	L
12/02/12	at Akron	82-77	L
01/03/13	at Arkansas State	66-60	L
12/29/13	vs. Maine (N)	89-85	L
01/11/14	vs. UAB	89-84	W
12/06/14	at South Alabama	68-67	W
01/22/15	vs. Old Dominion	68-58	W
12/12/15	vs. Auburn	88-81	W

DOUBLE OT

01/13/69	Eastern Kentucky	89-90	L
03/03/88	at Tennessee Tech	92-89	W
12/22/88	Arkansas State	93-92	W
12/7/10	at Belmont	87-88	L
11/20/11	vs. Belmont	84-87	L
02/12/15	at Rice	68-71	L

TRIPLE OT

02/21/80	at Western Kentucky	79-81	L
01/10/02	New Mexico State	88-94	L
02/28/15	at UAB	95-100	L

QUADRUPLE OT

02/12/00	Tennessee Tech	108-104	W
----------	----------------	---------	---

MIDDLE TENNESSEE'S 100-POINT GAMES

Date	Opponent	Score	W/L
1950-51	Milligan	106-93	W
1953-54	Sewanee	100-78	W
1954-55	Belmont	109-99	W
1954-55	Bethel	106-87	W
02/08/57	vs. Eastern Kentucky	104-109	L
12/01/59	vs. David Lipscomb	109-73	W
02/22/60	at East Tennessee	106-123	L
01/07/61	at East Tennessee	100-90	W
01/16/65	vs. Tennessee Tech	100-109	L
01/23/65	vs. Austin Peay	125-95	W
02/06/66	vs. Chattanooga	100-101	L
02/19/66	vs. East Tennessee	102-96	W
12/01/66	vs. UT Martin	108-94	W
12/03/66	vs. Florence State	111-79	W
12/12/66	vs. Chattanooga	105-107	L
02/01/67	vs. UT Martin	100-83	W
12/02/68	vs. Oral Roberts	115-98	W
12/05/68	vs. Bethel	101-83	W
12/07/68	at UT Martin	103-89	W
01/02/69	vs. Athens College	111-86	W
01/10/72	vs. MacMurray	113-75	W
12/01/73	vs. St. Bernard	108-73	W
12/11/73	vs. Va. Commonwealth	102-80	W
12/13/73	vs. Cal State-Sonoma	105-76	W
01/05/74	vs. Texas Wesleyan	109-62	W
01/09/74	vs. Buffalo State	104-69	W
02/02/73	vs. Western Kentucky	100-89	W
12/19/74	vs. Presbyterian	115-64	W
01/27/75	vs. Austin Peay	101-70	W
02/01/75	at Western Kentucky	102-95	W
02/08/75	vs. Tennessee Tech	102-83	W
12/20/80	vs. Westmar	104-66	W
12/08/84	vs. Miles College	103-69	W
12/07/85	vs. Belmont	100-71	W
01/02/86	vs. Freed-Hardeman	118-52	W
01/18/85	at Morehead State	107-73	W
12/11/86	vs. Cumberland	106-76	W
12/17/86	vs. Lincoln Memorial	116-92	W
01/05/86	at Tennessee Tech	114-79	W
02/02/87	vs. Tennessee Tech	116-65	W
01/02/88	vs. Kennesaw	103-71	W

01/30/88	at Morehead State	100-85	W
02/15/87	vs. Morehead State	109-95	W
12/08/88	vs. Tenn. Wesleyan	143-68	W
12/10/88	vs. Alabama State	111-83	W
12/30/88	vs. Colorado	107-105	W
01/23/89	vs. Morehead State	108-68	W
02/04/89	at Tennessee State	104-71	W
02/13/89	vs. Austin Peay	111-105	W
11/30/89	vs. Tusculum	104-56	W
02/17/90	at Austin Peay	100-78	W
02/22/90	at Alabama State	110-90	W
02/24/90	vs. Tennessee State	111-97	W
02/06/91	at Grambling	114-85	W
02/09/91	at Tennessee State	112-90	W
01/02/91	vs. Oral Roberts	100-78	W
12/29/96	vs. Sue Bennett	127-70	W
02/19/00	at Tennessee State	100-85	W
01/06/01	vs. North Texas	105-71	W
11/17/01	vs. Bryan College	115-59	W
02/13/01	vs. Houston Baptist	109-79	W
12/09/13	vs. Fisk	115-65	W
12/17/13	vs. Tennessee Temple	102-52	W

OPPONENT'S 100-POINT GAMES

Date	Opponent	Score
1949-50	Murray State	59-100
1952-53	Eastern Kentucky	63-101
1953-54	Murray State	83-105
1954-55	Murray State	80-104
1954-55	Eastern Kentucky	84-108
1954-55	Morehead State	68-123
1954-55	SE Oklahoma	67-120
1955-56	Western Kentucky	85-100
02/18/57	vs. Eastern Kentucky	104-109
01/05/59	at Morehead State	78-101
02/28/59	at Western Kentucky	85-110
01/30/60	at Eastern Kentucky	77-100
02/06/60	vs. Western Kentucky	89-109
02/22/60	at East Tennessee	106-123
02/27/60	at Western Kentucky	80-109
02/21/62	at Eastern Kentucky	69-113
12/08/62	at Morehead State	59-103
02/02/63	at Eastern Kentucky	81-116
02/06/63	vs. Murray State	73-109
12/14/64	at Loyola of Chicago	85-117
12/21/64	vs. Western Kentucky	65-100
01/16/65	vs. Tennessee Tech	100-109
01/30/65	at Western Kentucky	84-134
02/20/65	at Chattanooga	77-101
02/24/65	at East Tennessee	74-106
02/07/66	vs. Chattanooga	100-101
02/09/66	at Murray State	81-107
02/21/66	Tennessee Tech	77-108
12/12/66	vs. Chattanooga	105-107
02/06/67	at Chattanooga	87-106
02/12/67	at East Tennessee	74-100
02/10/68	at Morehead State	74-106
11/29/74	vs. Pennsylvania	74-101
01/31/77	at Chattanooga	90-101
11/29/82	at Alabama	58-103
12/30/88	vs. Colorado	105-107
02/13/89	vs. Austin Peay	105-111
02/18/89	at Morehead State	99-101
03/18/89	vs. Virginia	88-104
01/03/90	at Alabama State	97-107
01/08/90	vs. Tennessee Tech	75-100
02/12/94	vs. Murray State	86-116
12/21/94	vs. TCU	78-100
12/13/97	at Kansas	68-103
11/20/07	at Tennessee	40-109
02/28/15	at UAB	95-100



TEAM

Most Points: 134, Western Kentucky, at Bowling Green, Ky., 1/20/65
 Fewest Points: 8, Sewanee, at Murfreesboro, 1922-23
 Most FG: 56, Western Kentucky, at Bowling Green, Ky., 1/20/65
 Fewest FG: 4, Sewanee, at Murfreesboro, 1922-23
 FG Attempts: 107, Western Kentucky, at Bowling Green, Ky., 1/20/65
 Highest FG Pct.: .674 (29-43), Murray State, at Murfreesboro, 2/14/80
 Lowest FG Pct.: .209 (17-68), Culver-Stockton, at Murfreesboro, 1/02/77
 Most Free Throws: 35, Alabama State, at Montgomery, Ala., 1/03/90
 Fewest Free Throws: 1, South Alabama, at Murfreesboro, 12/03/81
 FT Pct. (min 17 Att.): .944 (17-18), Florida Atlantic, at Boca Raton, Fla., 3/3/16
 3-Point Field Goals: 17, Morehead State, at Murfreesboro, 1/30/97
 3-Point Attempts: 38, Morehead State, at Murfreesboro, 1/30/97
 3-Point Percentage: .750 (6-8), twice, last: UTEP, at El Paso, Texas, 1/31/15
 Most Rebounds: 64, Western Kentucky, at Bowling Green, Ky., 1/30/65
 Fewest Rebounds: 14, Murray State, at Murfreesboro, 1/21/82
 Assists: 30, Akron, at Akron, Ohio, 1/26/87
 Turnovers: 39, Athens College, at Murfreesboro, 12/04/76
 Steals: 18, Wright State, at Dayton, Ohio, 12/03/88
 Blocks: 12, twice, last: Memphis State, at Memphis, Tenn., 12/05/84
 Fouls: 32, six times, last: Tennessee State, at Murfreesboro, 12/05/04

INDIVIDUAL

Points Scored: 55, Clem Haskins, Western Ky., at Bowling Green, Ky., 1/30/65
 Field Goals: 25, Clem Haskins, Western Ky., at Bowling Green, Ky., 1/30/65
 Field Goal Pct.: .929 (13-14), Bo Brown, Arkansas St., at Murfreesboro, 12/22/88
 Free Throws (made): 20, Alex Hamilton, LA Tech, Ruston, La., 1/17/15
 Free Throws (Att.): 23, Alex Hamilton, LA Tech, Ruston, La., 1/17/15
 Free Throw Pct. (min. 10 Att.): 1.000 (17-17), Phil Cox, Vanderbilt, at Nashville, Tenn., 12/03/86
 3-Point Field Goals: 9, Hazzie Perey, Morehead State, at Murfreesboro, 1/30/97
 3-Point Attempts: 16, Patrick Robinson, Tenn. State, at Nashville, Tenn., 2/09/01
 3-Point Pct.: 1.000 (6-6), Anthony Bedford, Akron, at Murfreesboro, 1/07/89
 Rebounds: 20, three times, last: Lorezo Coleman, Tennessee Tech, at Cookeville, Tenn., 2/08/97
 Assists: 16, Jeff Fultz, Morehead State, at Murfreesboro, 2/16/84
 Turnovers: 11, four times, last: Randy Nelson, Athens College, at Murfreesboro, 12/04/76
 Steals: 8, Kenneth Smith, LA Tech, at Ruston, La., 2/27/14
 Minutes Played: 50, Brandon Mason, New Mexico State, at M'boro, 1/10/02

CONFERENCE USA TEAM

Most Points: 100, UAB, Birmingham, Ala., 2/28/15
 Fewest Points: 41, Rice, at Murfreesboro, 3/1/14
 Most FG: 33, UAB, at Birmingham, Ala., 2/28/15
 Fewest FG: 14, Rice, at Murfreesboro, 3/1/14
 FG Attempts: 62, twice, last: Marshall, at Huntington, W. Va., 1/28/16
 Highest FG Pct.: .614 (27-44), UAB, at Murfreesboro, 2/21/16
 Lowest FG Pct.: .333 (18-54), Marshall, at Murfreesboro, 2/19/15
 Most Free Throws: 27, twice, last: UTSA, at Murfreesboro, 1/9/16
 Fewest Free Throws: 3, Charlotte, Charlotte, N.C., 2/20/14
 FT Pct. (min 17 attempts): .944 (17-18), Florida Atlantic, at Boca Raton, Fla., 3/3/16
 3-Point Field Goals: 12, twice, last: Marshall, at Huntington, W. Va., 1/28/16
 3-Point Attempts: 36, Marshall, at Huntington, W. Va., 1/28/16
 3-Point Percentage: .750 (12-16), UTEP, at El Paso, Texas, 1/31/15
 Most Rebounds: 46, WKU, at Bowling Green, Ky., 1/30/16
 Fewest Rebounds: 19, Florida Atlantic, at Murfreesboro, 1/10/15
 Assists: 22, UAB, at Birmingham, Ala., 2/28/15
 Turnovers: 22, UAB, at Birmingham, Ala., 2/28/15
 Steals: 12, twice, last: LA Tech, at Ruston, La., 2/11/16
 Blocks: 13, LA Tech, at Ruston, La., 1/17/15
 Fouls: 28, UTSA, at Murfreesboro, 1/9/16

CONFERENCE USA INDIVIDUAL

Points: 31, Dennis Mavin, FIU, at Murfreesboro, 1/8/15
 Field Goals: 11, twice, last: Daviyon Draper, FIU, at Murfreesboro, 2/6/16
 Field Goal Pct: 1.000 (5-5), Javonte Douglas, Old Dominion, Murfreesboro, 1/19/02
 Free Throws: 20, Alex Hamilton, LA Tech, Ruston, La., 1/17/15
 FT Attempts: 23, Alex Hamilton, LA Tech, Ruston, La., 1/17/15
 Free Throw Pct. (min. 5 Att.): 1.000 (8-8), twice, last: Anton Waters, WKU, 1/30/16
 3-Point FG: 5, three times, last: Aaron Cosby, WKU, at Murfreesboro, 2/25/16
 3-Point Attempts: 10, three times, last: TJ Price, WKU, at Murfreesboro, 2/22/15
 3-Point Pct: 1.000 (4-4), Julian Washburn, UTEP, at El Paso, Texas, 1/31/15
 Rebounds: 18, Joseph Uchebo, Charlotte, at Charlotte, N.C., 1/14/16
 Assists: 12, Pierria Henry, Charlotte, at Murfreesboro, 1/24/15
 Turnovers: 8, twice, last: Christian Wilson, UTSA, at Murfreesboro, 1/9/16
 Steals: 8, Kenneth Smith, LA Tech, at Ruston, La., 2/27/14

SCORING

Year	Player	Pts	Avg.
1952	Ken Trickey	363	13.0
1953	Ken Trickey	363	13.0
1954	Render Carden	374	14.4
1955	Render Carden	375	14.4
1956	Douglas Shrader	375	17.9
1957	John Price	381	15.2
1958	Bob Williamson	364	17.3
1959	Bob Burden	417	16.0
1960	Bob Burden	434	19.7
1961	Bob Burden	391	17.0
1962	Paul Holland	254	14.1
1963	Larry Stewart	425	17.7
1964	Larry Stewart	391	18.6
1965	Billy Martin	351	14.6
1966	Bobby Gardner	433	18.0
1967	Bobby Gardner	376	15.0
1968	Willie Brown	556	23.2
1969	Willie Brown	605	23.3
1970	Jim Drew	324	13.0
1971	Herman Sykes	443	17.0
1972	Herman Sykes	498	19.2
1973	Jimmy Powell	442	17.7
1974	Fred Allen	430	16.5
1975	George Sorrell	477	17.0
1976	Tim Sisneros	618	22.1
1977	Bob Martin	519	17.9
1978	Sleepy Taylor	469	18.0
1979	Greg Joyner	544	20.9
1980	Jerry Beck	405	15.6
1981	Jerry Beck	467	17.3
1982	Jerry Beck	525	17.5
1983	Doug Lipscomb	346	12.8
1984	Russell Smith	325	12.0
1985	Kim Cooksey	537	17.3
1986	Kim Cooksey	623	18.9
1987	Dwayne Rainey	427	14.7
1987	Andrew Tunstill	427	14.7
1988	Chris Rainey	565	16.6
1989	Randy Henry	604	19.5
1990	Kevin Wallace	362	13.9
1991	Robert Taylor	445	15.3
1992	Robert Taylor	445	16.5
1993	Robert Taylor	399	22.2
1994	Milton Dean	597	22.1
1995	Tim Gaither	369	14.2
1996	Nod Carter	407	15.1
1997	Nod Carter	520	16.8
1998	Aylton Tesch	366	13.6
1999	Cedrick Wallace	384	12.8
2000	Fernando Ortiz	429	15.3
2001	Iiro Tennngren	258	9.6
2002	Lee Nosse	366	12.6
2003	Tommy Gunn	477	15.9
2004	Tommy Gunn	464	16.0
2005	Mike Dean	403	14.4
2006	Adam Vogelsberg	348	12.4
2007	Kevin Kanaskie	390	12.2
2008	Desmond Yates	511	16.0
2009	Desmond Yates	550	17.2
2010	Montarrio Haddock	423	13.2
2011	James Washington	404	14.0
2012	LaRon Dendy	530	14.6
2013	Marcos Knight	429	12.6
2014	Shawn Jones	577	14.2
2015	Reggie Upshaw	358	9.9
2016	Reggie Upshaw	480	13.7

FIELD GOALS MADE

Year	Player	Pct	FG-ATT
1952	Ken Trickey	293	130-444
1953	Ken Trickey	293	130-444
1954	Render Carden	425	139-327
1955	Render Carden	427	140-328
1956	Douglas Shrader	396	139-351
1957	John Price	465	112-241
1958	Bob Williamson	419	124-296
1959	Bob Burden	411	153-372

1960	Paul Holland	412	91-221
1961	Bennett Jent	463	114-246
1962	Paul Holland	359	94-262
1963	Larry Stewart	445	165-371
1964	Jim Spencer	516	97-188
1965	Mike Milholland	471	120-255
1966	Bobby Gardner	436	175-401
1967	Jay Cole	421	141-335
1968	Ken Riley	468	131-280
1969	Art Polk	402	145-361
1970	Ken Riley	490	128-261
1971	Ken Riley	494	165-334
1972	Herman Sykes	475	183-385
1973	Steve Peeler	512	148-289
1974	George Sorrell	557	151-271
1975	George Sorrell	543	197-363
1976	Tim Sisneros	570	257-451
1977	Bob Martin	574	201-350
1978	Bob Martin	573	130-227
1979	Chris Harris	540	121-224
1980	Jerry Beck	555	157-283
1981	Jerry Beck	602	174-289
1982	Jerry Beck	621	180-290
1983	Doug Lipscomb	597	123-206
1984	Russell Smith	559	118-211
1985	Lonnie Thompson	477	175-367
1986	Lee Campbell	634	130-205
1987	Randy Henry	566	164-290
1988	Leslie Gregory	565	169-299
1989	Randy Henry	548	267-487
1990	Quincy Vance	552	106-192
1991	Warren Kidd	700	173-247
1992	Warren Kidd	664	156-235
1993	Warren Kidd	630	167-265
1994	Tim Gaither	445	129-290
1995	David Washington	512	103-201
1996	Aylton Tesch	583	123-211
1997	Nod Carter	501	173-345
1998	Aylton Tesch	489	114-233
1999	Dale Thomas	576	99-172
2000	Cedrick Wallace	498	133-267
2001	Bryant Mitchell	537	95-177
2002	Lee Nosse	531	135-254
2003	William Pippen	557	196-352
2004	Tommy Gunn	476	151-317
2005	Michael Cuffee	498	158-317
2006	Kyle Young	651	108-166
2007	Theryn Hudson	596	81-136
2008	Theryn Hudson	647	108-167
2009	Desmond Yates	579	228-394
2010	Montarrio Haddock	489	153-313
2011	Jason Jones	476	146-307
2012	LaRon Dendy	530	175-330
2013	Marcos Knight	447	155-347
2014	Shawn Jones	577	183-317
2015	Reggie Upshaw	440	131-298
2016	Reggie Upshaw	497	185-372

REBOUNDS

Year	Player	Reb	Avg
1952	Ken Trickey	108	3.9
1953	Ken Trickey	108	3.9
1954	Render Carden	176	6.8
1955	Render Carden	309	11.9
1956	Render Carden	243	11.6
1957	Jerry Hurst	316	12.6
1958	Bob Williamson	261	12.4
1959	Bob Burden	228	8.8
1960	Ralph Bryant	226	9.8
1961	Bob Burden	220	9.6
1962	Bennett Jent	207	11.5
1963	Bennett Jent	330	13.8
1964	Ray Kempf	197	9.4
1965	Jim Spencer	201	8.4
1966	Ed Cannon	316	13.2
1967	Ed Cannon	264	10.6
1968	Ken Riley	338	14.1
1969	Booker Brown	429	16.5
1970	Ken Riley	289	11.1

1971	Ken Riley	297	11.4
1972	Chester Brown	250	9.6
1973	Jimmy Powell	171	6.8
1974	George Sorrell	278	10.7
1975	George Sorrell	373	13.3
1976	Tim Sisneros	276	9.9
1977	Bob Martin	245	8.4
1978	Bob Martin	202	7.8
1979	Greg Joyner	222	8.5
1980	Jerry Beck	234	9.0
1981	Jerry Beck	265	9.8
1982	Jerry Beck	280	9.3
1983	Doug Lipscomb	228	8.4
1984	Doug Lipscomb	211	7.8
1985	Kerry Hammonds	247	8.0
1986	Kerry Hammonds	244	7.6
1987	Dwayne Rainey	258	8.9
1988	Dwayne Rainey	312	9.2
1989	Kerry Hammonds	319	10.3
1990	Quincy Vance	229	8.5
1991	Warren Kidd	370	12.3
1992	Warren Kidd	292	10.8
1993	Warren Kidd	386	14.8
1994	Bobby Clark	149	5.5
1995	Roni Bailey	165	6.1
1996	Aylton Tesch	232	8.6
1997	Roni Bailey	189	6.1
1998	Aylton Tesch	235	8.7
1999	Lee Nosse	150	5.4
2000	Cedrick Wallace	130	4.6
2001	Bryant Mitchell	133	4.9
2002	Lee Nosse	218	7.5
2003	William Pippen	179	6.0
2004	Michael Cuffee	150	5.8
2005	Steve Thomas	180	7.5
2006	Marcus Morrison	153	5.7
2007	Tim Blue	166	5.2
2008	Theryn Hudson	158	5.4
2009	Montarrio Haddock	161	5.2
2010	Montarrio Haddock	183	5.7
2011	Trevor Ottley	101	5.2
2012	LaRon Dendy	243	7.1
2013	Marcos Knight	196	5.8
2014	Shawn Jones	279	8.5
2015	Reggie Upshaw	251	7.0
2016	Reggie Upshaw	298	8.5

3-POINT FIELD GOALS

(Min. 1 FG Per Game Played)

Year	Player	G	Pct	3FG-A
1987	Chris Rainey	29	.500	32-64
1988	Chris Rainey	34	.458	83-179
1989	Chris Rainey	31	.468	65-139
1990	Kevin Wallace	26	.400	34-85
1991	Robert Taylor	29	.368	77-209
1992	Kevin Hammonds	27	.458	38-83
1993	Ramond Davis	25	.430	37-86
1994	Milton Dean	27	.314	54-172
1995	Tim Gaither	26	.324	33-102
1996	Nod Carter	27	.390	53-136
1997	Nod Carter	31	.438	53-121
1998	K. J. Harden	26	.411	39-95
1999	Ali McGhee	30	.399	55-138
2000	Jonathan Whitworth*	28	.505	50-99
2001	Fernando Ortiz	14	.386	27-70
2002	Tommy Gunn	27	.383	44-115
2003	Tommy Gunn	30	.428	59-138
2004	Mike Dean	23	.437	62-142
2005	Fats Cuyler	31	.369	52-141
2006	Adam Vogelsberg	28	.417	68-163
2007	Kevin Kanaskie	32	.360	67-186
2008	Kevin Kanaskie	32	.374	61-163
2009	Kevin Kanaskie	32	.325	62-191
2010	James Washington	33	.380	65-171
2011	James Washington	32	.396	72-182
2012	Raymond Cintron	34	.432	67-155
2013	Raymond Cintron	34	.438	71-162
2014	Kerry Hammonds II	32	.387	67-173
2015	Giddy Potts	36	.377	46-122

2016 Giddy Potts.....28 ..506...79-156

FREE THROWS MADE

Year	Player.....	Pct.	FT-ATT
1952	Ken Trickey.....	.613	103-168
1953	John Price.....	.651	95-146
1954	Render Carden756	96-127
1955	Render Carden748	95-127
1956	Render Carden689	93-135
1957	John Price.....	.683	157-230
1958	Bob Williamson.....	.712	116-163
1959	Don Smith.....	.697	131-188
1960	Don Smith.....	.847	144-170
1961	Bob Burden.....	.685	135-197
1962	Paul Holland.....	.776	66-85
1963	Larry Stewart754	95-126
1964	Jim Spencer.....	.662	43-65
1965	Billy Martin.....	.717	91-127
1966	Jay Cole.....	.764	94-123
1967	Jay Cole.....	.758	69-91
1968	Willie Brown726	98-135
1969	Willie Brown709	127-179
1970	Jim Drew.....	.677	90-133
1971	Herman Sykes.....	.816	111-136
1972	Herman Sykes.....	.759	132-174
1973	Steve Peeler.....	.717	38-53
1974	George Sorrell724	84-116
1975	Sleepy Taylor811	99-122
1976	Tim Sisneros698	104-149
1977	Lewis Mack.....	.783	101-129
1978	Sleepy Taylor806	133-165
1979	Greg Joyner.....	.797	98-123
1980	Jerry Beck.....	.791	91-115
1981	Jerry Beck.....	.778	119-153
1982	Jerry Beck.....	.733	165-225
1983	Doug Lipscomb667	100-150
1984	Russell Smith.....	.669	89-133
1985	Kerry Hammonds.....	.672	90-134
1986	Kerry Hammonds.....	.704	95-135
1987	Randy Henry810	51-63
1988	Chris Rainey.....	.788	104-132
1989	Chris Rainey.....	.816	111-136
1990	Quincy Vance.....	.660	70-106
1991	Warren Kidd534	55-103
1992	Robert Taylor.....	.829	126-152
1993	Warren Kidd571	56-98
1994	Tim Gaither.....	.805	91-113
1995	Tim Gaither.....	.828	96-116
1996	Nod Carter881	104-118
1997	Nod Carter801	121-151
1998	Aylton Tesch687	138-201
1999	Dale Thomas596	28-47
2000	Fernando Ortiz.....	.788	93-118
2001	Tommy Gunn797	55-69
2002	Lee Nosse855	71-83
2003	Tommy Gunn822	88-107
2004	Tommy Gunn815	106-130
2005	Bryan Smithson.....	.853	58-68
2006	Adam Vogelsberg.....	.908	108-119
2007	Nigel Johnson.....	.836	56-67
2008	Desmond Yates805	91-113
2009	Kevin Kanaskie855	100-117
2010	James Washington.....	.775	110-142
2011	James Washington.....	.864	133-154
2012	LaRon Dendy574	135-235
2013	Marcos Knight692	101-146
2014	Shawn Jones687	101-147
2015	Reggie Upshaw.....	.648	81-125
2016	Reggie Upshaw.....	.494	83-168

ASSISTS

Year	Player.....	No.	Avg.
1970	Jim Drew.....	127	4.9
1971	Stan Sumrell.....	93	3.6
1972	Mason Bonner	77	3.0
1973	Mason Bonner	91	3.8
1974	Jimmy Martin.....	65	3.3
1975	Jimmy Martin.....	126	4.5

1976	Lewis Mack	131	4.9
1977	Lewis Mack	144	5.0
1978	Greg Armstrong.....	82	3.6
1979	Greg Armstrong.....	131	4.9
1980	Pancakes Perry	73	2.9
1981	Pancakes Perry	94	3.5
1982	Pancakes Perry	86	3.1
1983	LaRae Davis	74	2.7
1984	Maury Mapes	106	3.9
1985	James Johnson.....	121	3.9
1986	Duane Washington.....	197	5.8
1987	Duane Washington.....	255	8.8
1988	Chris Rainey.....	149	4.4
1989	Gerald Harris	207	6.7
1990	Gerald Harris	143	5.3
1991	Greg Christian.....	125	5.2
1992	Kelvin Hammonds	82	3.0
1993	Ramond Davis	64	2.6
1993	Tim Gaither	64	2.6
1994	Tim Gaither	88	3.4
1995	Tim Gaither	112	4.3
1996	Tim Gaither	78	2.9
1997	Richard Duncan	140	4.5
1998	Richard Duncan	117	4.2
1999	Richard Duncan	142	4.6
2000	Jonathan Whitworth.....	131	4.7
2001	D'Marius Wilkes.....	88	3.3
2002	Eric Parham.....	114	3.9
2003	Eric Parham.....	113	3.8
2004	Bryan Smithson.....	113	3.9
2005	Bryan Smithson.....	96	3.2
2006	Fats Cuyler	76	2.7
2007	Kevin Kanaskie	185	5.8
2008	Nigel Johnson.....	110	3.4
2009	Kevin Kanaskie	120	3.8
2010	James Washington.....	126	3.8
2011	James Washington.....	91	2.8
2012	Bruce Massey	134	3.9
2013	Bruce Massey	111	3.3
2014	Tweety Knight	152	4.6
2015	Jaqawn Raymond.....	75	2.1
2016	Reggie Upshaw.....	76	2.2

STEALS

Year	Player.....	No.	Avg.
1981	Rick Campbell.....	30	1.1
1982	Rick Campbell.....	39	1.3
1983	LaRae Davis	27	1.0
1984	Maury Mapes	18	0.7
1984	Doug Lipscomb	18	0.7
1985	James Johnson.....	63	2.0
1986	James Johnson.....	73	2.3
1987	Duane Washington.....	93	3.2
1988	Gerald Harris	42	1.8
1989	Gerald Harris	40	1.3
1990	Gerald Harris	50	1.9
1991	Jeff Clifton.....	34	1.3
1992	Kelvin Hammonds	42	1.6
1993	Warren Kidd	34	1.3
1994	Tim Gaither	52	2.0
1995	Tim Gaither.....	39	1.5
1996	Aylton Tesch	40	1.5
1997	Richard Duncan	49	1.6
1997	Roni Bailey	49	1.6
1998	Richard Duncan	54	1.9
1999	Richard Duncan	87	2.8
2000	Fernando Ortiz.....	60	2.1
2001	D'Marius Wilkes.....	31	1.1
2002	Tommy Gunn	43	1.6
2003	Tommy Gunn	38	1.3
2004	Tommy Gunn	45	1.6
2005	Marcus Morrison.....	42	1.4
2006	Bud Howard	29	1.1
2007	Nigel Johnson.....	32	1.0
2008	Kevin Kanaskie	39	1.2
2009	Kevin Kanaskie	31	0.9
2010	James Washington.....	43	1.3
2011	James Washington.....	52	1.6
2012	Bruce Massey	54	1.6

2013	Bruce Massey	51	1.5
2014	Tweety Knight	66	2.0
2015	Jaqawn Raymond.....	36	1.0
2016	Reggie Upshaw.....	51	1.5

BLOCKS

Year	Player.....	No.	Avg.
1981	Buck Hailey.....	17	0.6
1982	Buck Hailey.....	30	1.0
1983	Raleigh Choice	16	0.6
1984	Russell Smith.....	23	0.9
1985	Russell Smith.....	23	0.7
1986	Jimmy McGill	24	0.9
1987	Jimmy McGill	20	0.9
1988	Dwayne Rainey	26	0.8
1989	Chris Ingram.....	24	0.8
1990	Chris Ingram.....	23	1.0
1991	Warren Kidd	70	2.3
1992	Warren Kidd	62	2.3
1993	Warren Kidd	53	2.0
1994	Paul Washington.....	19	0.7
1995	Velvius Goodloe	17	0.6
1996	David Washington.....	22	0.8
1997	Nod Carter	9	0.3
1998	Mantia Callender	41	1.5
1999	Lee Nosse	55	2.0
2000	Lee Nosse	38	1.4
2001	Iiro Tenngren.....	20	0.7
2002	Lee Nosse	45	1.6
2003	William Pippen.....	27	0.9
2004	Alex Weekes	25	0.9
2005	Steve Thomas	17	0.7
2006	Kyle Young	18	0.6
2007	Tim Blue	26	0.8
2008	Theryn Hudson	24	0.8
2009	Desmond Yates	13	0.4
2010	Trevor Ottley	42	1.3
2011	Trevor Ottley	37	1.2
2012	LaRon Dendy	48	1.4
2013	Shawn Jones	43	1.3
2014	Shawn Jones	63	1.9
2015	Reggie Upshaw.....	35	0.9
2016	Perrin Buford.....	40	1.1



BRUCE MASSEY



YEAR-BY-YEAR STATS

Year	Games	Min	Total				Rebounds				PF-FO	Ast	TO	Blk	Stl	Pts	Avg	
			FG-FGA	Pct	3FG-A	Pct	FT-FTA	Pct	Off-Def	Tot								Avg
1955-56	21	NA	542-1560	.347	NA	.000	531-744	.714	NA	1098	52.3	411-23	NA	NA	NA	NA	1615	76.9
1956-57	25	NA	651-1670	.390	NA	.000	584-881	.663	NA	1236	49.4	497-30	NA	NA	NA	NA	1886	75.4
1957-58	21	NA	569-1578	.361	NA	.000	377-557	.677	NA	1234	58.8	419-17	NA	NA	NA	NA	1515	72.1
1959-60	23	NA	606-1619	.374	NA	.000	580-796	.729	NA	1197	52.0	484-24	NA	NA	NA	NA	1792	77.9
1960-61	23	NA	604-1574	.384	NA	.000	465-718	.648	NA	1159	50.4	453-20	NA	NA	NA	NA	1673	72.7
1961-62	18	NA	438-1220	.359	NA	.000	344-514	.669	NA	922	51.2	355-16	NA	NA	NA	NA	1220	67.8
1962-63	24	NA	653-1683	.388	NA	.000	392-613	.639	NA	1221	50.9	465-27	NA	NA	NA	NA	1698	70.8
1963-64	21	NA	637-1494	.426	NA	.000	399-563	.709	NA	1071	51.0	424-24	NA	NA	NA	NA	1673	79.7
1964-65	24	NA	788-1954	.403	NA	.000	433-643	.673	NA	1351	56.3	556-34	NA	NA	NA	NA	2009	83.7
1965-66	24	NA	685-1796	.381	NA	.000	442-650	.680	NA	1115	46.5	495-18	NA	NA	NA	NA	1812	75.5
1966-67	25	NA	729-1868	.390	NA	.000	430-642	.670	NA	1230	49.2	539-29	NA	NA	NA	NA	1888	75.5
1967-68	24	NA	738-1804	.409	NA	.000	459-712	.645	NA	1295	54.0	475-20	NA	NA	NA	NA	1935	80.6
1968-69	26	NA	849-2180	.389	NA	.000	502-753	.667	NA	1685	64.8	495-27	NA	NA	NA	NA	2200	84.6
1969-70	26	NA	733-1776	.413	NA	.000	451-743	.607	NA	1361	52.3	494-18	NA	NA	NA	NA	1917	73.7
1970-71	26	NA	733-1783	.411	NA	.000	359-548	.655	NA	1239	47.7	438-9	282	NA	NA	NA	1825	70.2
1971-72	26	NA	712-1588	.448	NA	.000	431-705	.611	NA	1034	39.8	457-23	249	NA	NA	NA	1855	71.3
1972-73	25	NA	817-1817	.450	NA	.000	260-420	.619	NA	1126	45.0	546-24	264	460	NA	NA	1894	75.8
1973-74	26	NA	920-1911	.481	NA	.000	398-588	.677	NA	1235	47.5	526-17	358	542	NA	NA	2238	86.1
1974-75	28	NA	979-2095	.467	NA	.000	439-650	.675	NA	1389	49.6	516-16	396	533	NA	NA	2397	85.6
1975-76	28	NA	884-1789	.494	NA	.000	371-515	.720	NA	1093	39.0	509-18	342	532	NA	NA	2139	76.4
1976-77	29	NA	859-1738	.494	NA	.000	475-647	.734	NA	1080	37.2	503-17	364	526	NA	NA	2193	75.6
1977-78	26	NA	739-1445	.511	NA	.000	365-501	.729	NA	906	34.8	470-14	264	447	NA	NA	1843	70.9
1978-79	27	NA	782-1566	.499	NA	.000	448-647	.692	NA	1047	38.8	562-30	391	524	NA	NA	2012	74.5
1979-80	26	NA	706-1474	.479	NA	.000	354-497	.712	NA	869	33.4	459-18	275	365	NA	NA	1766	67.9
1980-81	27	5496	737-1477	.499	NA	.000	392-582	.674	NA	966	35.8	452-13	280	373	50	134	1866	69.1
1981-82	30	6124	756-1577	.479	NA	.000	416-626	.665	NA	1022	34.1	484-18	361	443	69	145	1928	64.3
1982-83	27	5412	733-1669	.439	NA	.000	331-478	.692	NA	1053	39.0	475-15	273	416	35	140	1797	66.6
1983-84	27	5423	705-1478	.477	NA	.000	333-477	.698	NA	891	33.0	390-5	322	371	58	113	1743	64.6
1984-85	31	6217	876-1935	.453	NA	.000	389-591	.658	NA	1157	37.3	631-22	434	429	63	198	2141	69.1
1985-86	34	6910	1160-2284	.508	NA	.000	468-701	.668	NA	1357	39.9	675-27	673	771	74	287	2788	82.0
1986-87	29	5861	986-1985	.497	53-121	.438	462-624	.740	415-685	1100	37.9	574-19	531	393	72	237	2487	85.8
1987-88	34	6884	1048-2162	.485	133-326	.408	534-740	.722	428-853	1281	37.7	645-17	527	489	87	180	2763	81.3
1988-89	31	6298	1086-2216	.490	142-344	.413	496-653	.760	438-793	1231	39.7	685-24	533	413	67	189	2810	90.6
1989-90	27	5309	757-1787	.424	129-394	.327	444-608	.730	337-621	958	35.5	558-22	352	323	69	128	2087	77.3
1990-91	30	6033	901-1965	.459	172-491	.350	462-672	.688	378-837	1215	40.5	617-23	471	461	143	177	2436	81.2
1991-92	27	5408	773-1577	.490	107-301	.355	435-600	.725	333-604	937	34.7	NA	396	455	105	186	2088	77.3
1992-93	26	5285	678-1526	.444	107-301	.355	311-470	.662	326-547	873	33.6	NA	396	455	71	186	1774	68.2
1993-94	27	5120	711-1751	.406	112-390	.287	395-585	.675	376-661	1037	38.4	605-31	306	419	54	226	1929	71.4
1994-95	27	5525	719-1684	.427	93-279	.333	403-612	.658	430-600	1030	38.1	572-16	374	444	70	236	1934	71.6
1995-96	27	5425	709-1549	.458	131-367	.357	449-635	.707	342-608	950	35.2	517-14	377	380	52	157	1998	74.0
1996-97	31	6194	849-1880	.452	261-682	.383	469-656	.715	497-695	1192	38.5	525-8	518	420	40	232	2428	78.3
1997-98	28	5650	690-1540	.448	195-530	.368	409-613	.667	347-622	969	34.6	460-9	413	418	91	230	1984	70.9
1998-99	31	6250	765-1653	.463	205-577	.355	408-566	.721	337-633	970	31.3	552-11	444	540	103	294	2143	69.1
1999-00	28	5700	746-1613	.462	193-533	.362	458-625	.733	338-601	939	33.5	560-16	484	461	101	278	2143	76.5
2000-01	27	5450	646-1469	.440	182-538	.338	316-463	.683	261-581	842	31.2	442-10	420	420	83	179	1790	66.3
2001-02	29	5875	713-1598	.446	205-607	.338	310-451	.687	303-700	1003	34.6	482-14	378	499	98	229	1941	66.9
2002-03	30	6050	740-1589	.466	194-535	.363	379-555	.683	318-738	1056	35.2	598-17	358	492	69	159	2053	68.4
2003-04	29	5848	694-1577	.440	182-483	.377	464-677	.685	322-692	1014	35.0	601-14	329	401	73	185	2034	70.1
2004-05	31	6250	772-1766	.437	195-564	.346	473-676	.700	408-762	1170	37.7	591-18	359	444	70	191	2212	71.4
2005-06	28	5656	679-1550	.438	190-550	.345	429-604	.710	335-637	972	34.7	552-19	369	396	61	183	1977	70.6
2006-07	32	6475	741-1619	.458	146-432	.338	367-524	.700	283-750	1033	32.3	638-18	401	455	91	127	1995	62.3
2007-08	32	6476	765-1639	.467	175-488	.359	475-668	.711	297-700	997	31.2	648-23	388	463	70	190	2180	68.1
2008-09	32	6425	811-1799	.451	154-485	.318	478-689	.694	385-715	1100	34.4	653-23	394	379	47	192	2254	70.4
2009-10	33	6599	792-1780	.445	201-530	.379	497-675	.736	336-761	1097	33.2	696-25	365	436	82	199	2282	69.2
2010-11	32	6525	733-1719	.426	168-492	.341	584-823	.710	393-733	1126	35.2	756-28	339	485	114	277	2218	69.3
2011-12	34	6850	882-1782	.495	163-445	.366	532-838	.635	376-820	1196	35.2	670-7	525	473	150	238	2459	72.3
2012-13	34	6850	848-1835	.462	181-480	.377	528-760	.695	407-836	1243	36.6	700-8	481	464	128	238	2405	70.7
2013-14	33	6650	816-1795	.455	178-520	.342	529-796	.665	399-812	1211	36.7	664-22	433	416	158	234	2339	70.9
2014-15	36	7376	775-1867	.414	242-675	.359	497-710	.700	386-829	1215	33.8	660-13	396	469	112	214	2285	63.5
2015-16	35	7025	909-2025	.449	279-716	.390	442-718	.616	369-914	1283	36.7	702-13	455	419	123	215	2539	72.5



1913-14: 1-2

Coach: Alfred B. Miles

Vanderbilt L 5-53
 Castle Heights L 7-22
 Dixie College (Cookeville) W 27-13

1914-15: 2-2

Coach: Alfred B. Miles

WKU L 21-32
 WKU W 32-19
 Brownies (Independent) W 33-25
 Castle Heights Lost

1915-22

NO TEAMS - WORLD WAR I

1922-23: 11-1

Coach: Alfred B. Miles

Peabody W 53-19
 South YMCA (Nashville) W 47-21
 Bryson (Fayetteville) L 17-19
 S.P.U. (Clarksville) W 38-29
 Vanderbilt Freshmen W 23-10
 Bryson (Fayetteville) W 24-18
 Sewanee W 23-17
 Vanderbilt Freshmen W 19-17
 Sewanee W 48-8
 Peabody W 48-13
 S.P.U. W 18-16
 Peabody W 60-18

1923-24 (Incomplete): 13-1

Coach: Alfred B. Miles

WKU W 34-19
 WKU L 24-29

1924-25 (Incomplete): 3-1

Coach: Guy Stephenson

WKU W 43-23
 WKU W 37-36
 Vanderbilt W 31-28
 Vanderbilt L 29-30

1925-26 (Incomplete): 12-10

Coach: Guy Stephenson

Union (TN) W 36-28
 Tennessee Tech W 40-20
 Burke Terrors (Independent) L 21-32
 Swedes (Forfeit) W 2-0
 Vanderbilt L 19-51
 Mercer L 28-30
 South YMCA (Nashville) W 48-23
 Cumberland W 40-23
 YMHA Peps (Nashville) L 27-33
 Sewanee W 48-15
 Rail-lites (Independent) L 30-33
 Burke Terrors L 26-29
 Howard College W 39-20
 Ramblers (Independent) L 26-31
 Vanderbilt L 24-25
 South YMCA (Nashville) W 37-17
 Rail-lites L 17-37
 Ramblers L 16-26
 Cincinnati Trust Company W 42-35
 Sewanee W 25-23
 YMHA Peps (Nashville) W 39-34
 Burke Terrors W 39-37

1926-27 (Incomplete): 3-4

Coach: Frank Faulkinberry

Vanderbilt L 19-59
 YMHA Peps (Nashville) L 40-42
 Memphis YMCA Tri W 46-30
 New York Celtics L 34-52
 Tennessee Tech W 25-23
 Tennessee Tech W 43-28
 Vanderbilt L 20-52

1927-28 (Incomplete): 9-8

Coach: Frank Faulkinberry

Tennessee Tech L 18-27
 Alumni W 34-32
 Rail-lites L 27-42
 Tennessee Tech W 31-21
 Mercer L 28-33
 Vanderbilt L 29-35
 YMHA Peps (Nashville) L 30-43
 Bryson (Fayetteville) W 24-23
 Bryson (Fayetteville) W 34-32
 New York Celtics L 36-50
 Nashville-Arms W 67-33
 Burke Terrors L 42-55

Cumberland W 39-36
 Carson-Newman W 27-26
 YMHA Peps (Nashville) L 33-37
 Bus Terminal W 47-34

1928-29 (Incomplete): 3-2

Coach: Frank Faulkinberry

WKU W 36-28
 WKU W 28-25
 Tennessee Tech L 39-40
 Tennessee Tech W 36-28
 Vanderbilt L 41-42

1929-30 (Incomplete): 16-6

Coach: Frank Faulkinberry

Murfreesboro Home Journal W 46-22
 Tennessee Tech L 29-30
 Ideal Aces W 19-13
 Rockvale (Independent) W 54-22
 Vanderbilt W 45-31
 WKU W 28-26
 Tennessee Tech W 36-32
 YMHA Peps (Nashville) Won
 Murray State W 39-29
 WKU W 35-33
 Piedmont College W 32-23
 Cumberland W 42-24
 YMHA Peps (Nashville) L 28-36
 Vanderbilt L 30-31
 Burke Terrors W 34-30
 Caruthersville (MO)+ W 34-20
 Memphis State+ L 21-41
 +Mississippi Valley Conference Tourn.

1930-31 (Incomplete): 0-5

Coach: Frank Faulkinberry

WKU L 29-43
 WKU L 40-52
 Tennessee Tech L 24-37
 Tennessee Tech L 26-34
 Vanderbilt L 20-42

1931-32: 8-10

Coach: Frank Faulkinberry

Ideal Acre W 31-26
 Vanderbilt L 32-38
 Union (TN) W 38-29
 Sewanee W 22-18
 Tennessee Tech L 13-21
 Chattanooga W 26-21
 Chattanooga L 25-43
 WKU W 32-23
 Murray State L 18-36
 WKU L 26-28
 Sewanee W 44-35
 Birmingham Southern W 43-30
 YMHA Peps (Nashville) L 28-34
 Murray State L 22-36
 Vanderbilt W 39-35
 Burke Terrors (Independent) L 24-26
 Tennessee Tech W 35-29
 Tennessee Tech L 23-32

1932-33 (Incomplete): 9-7

Coach: Frank Faulkinberry

WKU L 29-43
 WKU L 29-43
 Tennessee Tech L 25-35
 Tennessee Tech L 25-23
 Cumberland Won
 Murray State L 27-77
 Murray State W 23-22
 Memphis State Won
 Chattanooga W 39-38
 Chattanooga L 29-36

1933-34 (Incomplete): 4-6

Coach: E.M. Waller

Memphis State W 45-33
 Memphis State W 36-18
 Murray State L 34-51
 Murray State L 36-39
 Tennessee Tech L 15-21
 Tennessee Tech W 38-27
 WKU L 32-41
 WKU L 29-52
 Chattanooga L 23-38
 Chattanooga W 53-42

1934-35 (Incomplete): 3-7

Coach: E.M. Waller

Murray State L 23-42
 Murray State L 28-33

Tennessee Tech W 30-24
 Tennessee Tech W 27-22
 WKU L 25-35
 WKU L 29-55
 Chattanooga L 29-43
 Chattanooga L 29-48
 Memphis State W 33-31
 Memphis State L 23-33

1935-36 (Incomplete): 4-5

Coach: Johnny "Red" Floyd

Memphis State W 42-35
 Memphis State W 40-34
 Murray State L 31-57
 Murray State L 26-48
 Tennessee Tech L 26-31
 WKU L 14-36
 WKU L 27-47
 Chattanooga W 34-20
 Chattanooga W 42-30

1936-37 (Incomplete): 1-10

Coach: Johnny "Red" Floyd

Vanderbilt L 30-39
 Murray State L 17-46
 Murray State L 32-50
 Tennessee Tech L 26-27
 Tennessee Tech L 37-43
 WKU L 28-48
 WKU L 32-48
 Chattanooga L 25-31
 Vanderbilt L 12-39
 Memphis State W 33-24
 Memphis State L 33-52

1937-38 : 6-10

Coach: Johnny "Red" Floyd

David Lipscomb L 29-48
 New York Celtics L 54-60
 Murfreesboro Ramblers W 41-31
 Murray State L 36-66
 Murray State L 31-45
 Cumberland W 39-37
 Tennessee Tech L 29-44
 Union (TN) L 34-56
 David Lipscomb L 41-49
 Memphis State W 30-29
 Nashville Raiders W 67-35
 Union (TN) L 24-57
 Memphis State W 44-43
 Cumberland W 48-41
 Tennessee Tech L 26-34
 Tennessee Tech L 23-50

1938-39: 5-8

Coach: Johnny "Red" Floyd

New York Celtics L 34-50
 Memphis State W 41-31
 Murray State L 37-48
 Tennessee Tech L 34-37
 WKU L 31-67
 David Lipscomb W 53-40
 Union (TN) W 53-40
 Memphis State W 39-31
 Union (TN) W 59-34
 WKU L 29-66
 Murray State L 48-76
 Jacksonville State L 45-62
 David Lipscomb W 31-21

1939-40: 9-12

Coach: E.W. Midgett

YMHA Peps (Nashville) W 35-25
 U.S. Royals W 38-24
 Austin Peay L 28-57
 WKU L 26-60
 David Lipscomb W 48-21
 Chattanooga L 29-33
 Jacksonville State L 5-34
 Tennessee Tech L 31-39
 Memphis State W 52-35
 Tennessee Tech W 47-43
 WKU L 33-40
 Union (TN) L 43-46
 Austin Peay L 38-52
 Union (TN) L 32-36
 Memphis State L 31-41
 Cumberland L 34-37
 Murray State L 42-60
 WKU L 41-76
 Cumberland W 40-38
 Chattanooga W 39-36

David Lipscomb W 56-33

1940-41: 7-14

Coach: E.W. Midgett

YMHA Peps (Nashville) W 31-30
 Jacksonville State W 37-31
 Murray State L 37-64
 Chattanooga L 21-23
 Austin Peay L 26-40
 David Lipscomb L 55-56
 Memphis State L 28-37
 WKU L 33-60
 Sewanee W 36-29
 Delta State L 35-57
 Murray State L 22-51
 Austin Peay L 44-75
 Union (TN) L 52-56
 Delta State L 36-62
 Memphis State L 36-52
 Sewanee W 35-32
 Carson-Newman W 47-19
 Chattanooga W 40-22
 WKU L 38-59
 David Lipscomb W 45-38
 Union (TN) L 41-45

1941-42: 9-9

Coach: E.W. Midgett

191st Field Artillery W 54-24
 Jacksonville State W 35-20
 Murray State L 33-40
 Austin Peay W 40-38
 Chattanooga W 35-31
 Memphis State L 29-70
 David Lipscomb L 20-29
 Austin Peay L 43-44
 Sewanee W 52-31
 Delta State L 30-34
 Union (TN) L 36-51
 Murray State L 28-52
 Memphis State W 36-25
 Sewanee W 53-24
 Union (TN) L 33-43
 Chattanooga W 38-18
 David Lipscomb W 53-42

1942-45

NO TEAMS - WORLD WAR II

1945-46 (Incomplete): 4-0

Coach: O.L. Freeman

Austin Peay Won
 Austin Peay Won
 David Lipscomb Won
 Woodbury (Independent) Won

1946-47: 14-8

Coach: E.K. Patty

Bethel W 41-39
 Sewanee W 32-31
 Bethel W 55-29
 N.A.T.C. W 45-30
 Memphis State L 38-46
 Austin Peay L 25-45
 Spring Hill L 22-30
 Smyrna Bombers (AF) W 33-21
 Austin Peay W 38-31
 Martin College W 47-34
 Tennessee Tech L 34-53
 Cumberland W 65-41
 Memphis State L 37-47
 David Lipscomb W 56-51
 Cumberland W 52-39
 Martin College W 51-44
 Tennessee Tech L 40-52
 David Lipscomb L 38-46
 Sewanee W 37-34
 Cumberland+ W 56-22
 Austin Peay+ L 46-64
 David Lipscomb+ W 49-38
 + - TIAC Tournament

1947-48: 10-12

Coach: E.K. Patty

Memphis State L 45-53
 Mississippi L 36-65
 Arkansas State L 33-48
 Sewanee W 47-31
 Lincoln Memorial W 46-44
 Cumberland W 45-30
 Austin Peay L 37-42
 Peerless Mills L 39-51

Tennessee Tech..... L 38-47
 Florence State..... L 37-41
 Austin Peay..... W 52-43
 David Lipscomb..... W 66-53
 Martin College..... W 42-31
 Tennessee Tech..... L 56-66
 Helps Selfy (Ind.)..... L 53-59
 Martin College..... W 58-45
 Sewanee..... W 56-38
 David Lipscomb..... L 36-43
 Memphis State..... L 46-52
 David Lipscomb+..... L 42-58
 Cumberland+..... W 65-49
 Milligan+..... L 53-54
 + - VSAC Tournament

1948-49: 11-12

Coach: Charles Murphy

Murray State..... L 50-68
 Murray State..... L 38-43
 Cumberland..... W 86-55
 David Lipscomb..... L 50-56
 Milligan..... L 67-90
 Lincoln Memorial..... L 57-61
 Cumberland..... W 47-38
 Austin Peay..... W 48-41
 Union (TN)..... L 46-56
 Tennessee Tech..... L 54-75
 David Lipscomb..... W 48-34
 Union (TN)..... L 52-57
 Bethel..... W 64-40
 Peerless Mills..... L 58-67
 Tennessee Tech..... W 69-46
 Milligan..... W 70-62
 Athens College..... W 55-45
 Austin Peay..... L 51-58
 Memphis State..... W 68-56
 Arkansas State..... W 80-37
 Lincoln Memorial+..... L 52-59
 Cumberland+..... W 68-66
 David Lipscomb+..... L 55-59
 + - VSAC Tournament

1949-50 (Incomplete): 14-13

Coach: Charles N. Greer

Sewanee..... L 41-54
 Millington Naval Base..... Won
 Memphis State..... L 50-64
 Milligan..... W 72-58
 David Lipscomb..... L 41-46
 Florence State..... L 67-70
 Tennessee Tech..... L 45-56
 ETSU..... W 63-57
 Union (TN)..... W 48-43
 David Lipscomb..... W 44-40
 Murray State..... L 36-76
 Lincoln Memorial..... W 52-43
 Chattanooga..... L 57-61
 Smyrna Air Base..... W 84-59
 Cumberland..... W 77-30
 Cumberland..... W 61-25
 Birmingham Southern..... W 56-52
 Murray State..... L 59-100
 Chattanooga..... W 51-40
 Florence State..... L 45-68
 Union (TN)..... L 60-70
 Tennessee Tech..... W 54-53
 Birmingham Southern..... L 51-58
 Vanderbilt..... L 39-74
 Lincoln Memorial..... L 59-61
 Milligan..... W 75-73
 David Lipscomb..... W 61-56

1950-51: 8-14

Coach: Charles N. Greer

Vanderbilt..... L 45-58
 Florence State..... L 64-80
 Austin Peay..... L 65-76
 Cumberland..... W 48-44
 Sewanee..... W 49-34
 David Lipscomb..... L 50-73
 Tennessee Tech..... L 37-51
 Union (TN)..... L 48-60
 Chattanooga..... L 51-60
 David Lipscomb..... L 38-88
 Sewanee..... W 56-52
 Lincoln Memorial..... W 57-53
 Tennessee Tech..... L 35-59
 Austin Peay..... L 58-71
 Cumberland..... W 82-51
 Chattanooga..... W 64-62
 Union (TN)..... L 63-81

Birmingham Southern..... L 62-67
 Florence State..... W 69-68
 Lincoln Memorial+..... L 57-61
 Milligan+..... W 106-93
 ETSU+..... L 62-72
 + - VSAC Tournament

1951-52: 19-13

Coach: Charles N. Greer

Sewart Air Base..... W 62-36
 Sewanee..... W 54-51
 Bethel..... W 61-42
 Vanderbilt..... L 49-80
 Memphis State..... L 57-92
 Lincoln Memorial..... W 51-48
 Milligan..... W 88-56
 ETSU..... L 65-70
 Austin Peay..... L 49-59
 Bethel..... L 48-65
 David Lipscomb..... W 57-44
 Birmingham Southern..... W 54-52
 Union (TN)..... L 59-72
 Sewanee..... W 53-42
 Lincoln Memorial..... W 55-53
 Tennessee Tech..... W 57-56
 Chattanooga..... W 62-60
 Austin Peay..... W 62-44
 David Lipscomb..... L 53-65
 Memphis State..... L 57-92
 Milligan..... W 89-50
 Birmingham Southern..... W 73-57
 ETSU..... W 66-64
 Tennessee Tech..... L 54-66
 Chattanooga..... W 62-60
 Austin Peay..... W 62-44
 David Lipscomb..... L 53-65
 Memorial State..... L 57-92
 Milligan..... W 89-50
 Birmingham Southern..... W 73-57
 East Tennessee..... W 66-64
 Tennessee Tech..... L 54-66
 Chattanooga..... W 68-44
 Union (TN)..... L 50-59
 Memphis State..... L 46-61
 Lincoln Memorial+..... W 87-65+
 Union (TN)+..... L 56-80+
 Austin Peay+..... W 63-46+
 ETSU+..... W 52-46+
 Memphis State#..... L 39-52#
 + - VSAC Tournament
 # - Sectional NAIB Tournament

1952-53: 7-16 (0-10 OVC)

Coach: Charles N. Greer

WKU..... L 57-87
 Eastern Kentucky..... L 67-73
 Sewanee..... L 60-70
 Murray State..... L 67-78
 David Lipscomb..... L 60-61
 Morehead State..... L 74-94
 Eastern Kentucky..... L 63-101
 Memphis State..... W 77-62
 Austin Peay..... W 77-73
 Murray State..... L 73-78
 Morehead State..... L 83-88
 Union (TN)..... L 74-91
 Tennessee Tech..... L 62-85
 Austin Peay..... W 92-59
 David Lipscomb..... W 69-57
 Chattanooga..... L 71-93
 Union (TN)..... W 62-59
 Sewanee..... W 85-73
 Chattanooga..... W 79-70
 Tennessee Tech..... L 67-77
 WKU..... L 57-95
 David Lipscomb+..... L 75-85+
 Murray State*..... L 70-79*
 + - VSAC Tournament
 * - OVC Tournament

1953-54: 11-17 (1-9 OVC)

Coach: Charles N. Greer

Morehead State..... L 80-93
 Eastern Kentucky..... W 60-59
 Belmont..... W 74-68
 Sewanee..... W 100-78
 WKU..... L 80-88
 David Lipscomb..... W 83-70
 Sewanee..... L 60-67
 Vanderbilt..... L 65-86
 WKU..... L 67-98
 Memphis State..... L 68-75

Lincoln Memorial..... W 82-55
 ETSU..... L 62-82
 ETSU..... L 64-73
 Memphis State..... L 65-82
 Tennessee Tech..... L 81-92
 Lincoln Memorial..... W 85-72
 Austin Peay..... W 60-55
 Morehead State..... L 72-83
 Eastern Kentucky..... L 79-83
 Murray State..... L 83-105
 Tennessee Tech..... L 71-78
 Austin Peay..... W 81-70
 David Lipscomb+..... W 73-66+
 Bethel+..... L 60-66+
 Union (TN)+..... W 86-65+
 Murray State*..... W 86-84*
 Eastern Kentucky*..... L 69-95*
 + - VSAC Tournament
 * - OVC Tournament

1954-55: 11-16 (2-8 OVC)

Coach: Charles N. Greer

Memphis State..... L 80-95
 David Lipscomb..... L 75-90
 ETSU..... L 63-78
 Murray State..... L 80-104
 Murray State..... L 73-104
 WKU..... L 71-83
 Austin Peay..... W 79-69
 WKU..... W 84-77
 David Lipscomb..... W 79-68
 Eastern Kentucky..... L 84-108
 Morehead State..... L 79-98
 ETSU..... L 79-82
 Lincoln Memorial..... L 70-77
 Memphis State..... L 86-91
 Austin Peay..... W 78-65
 Morehead State..... L 96-97
 Tennessee Tech..... L 68-70
 Belmont..... W 109-99
 Lincoln Memorial+..... W 92-91+
 Belmont+..... W 77-69+
 Bethel+..... W 106-87+
 Morehead State*..... L 68-123*
 Bethel#..... W 93-84#
 Lincoln Memorial#..... W 85-79#
 Southeastern Oklahoma#..... L 67-120#
 + - VSAC Tournament
 * - OVC Game
 # - NAIA Playoffs

1955-56: 6-15 (0-10 OVC)

Coach: Charles N. Greer

Belmont..... W 83-51
 Eastern Kentucky..... L 69-82
 Morehead State..... L 78-95
 David Lipscomb..... W 88-66
 Murray State..... L 66-86
 Eastern Kentucky..... L 75-88
 Morehead State..... L 70-93
 Austin Peay..... L 81-85 (OT)
 Murray State..... L 82-104
 Belmont..... W 99-94
 Tennessee Tech..... L 65-71
 Austin Peay..... L 65-96
 WKU..... L 78-86
 David Lipscomb..... L 75-76 (OT)
 Tennessee Tech..... L 68-73
 ETSU..... L 73-84
 WKU..... L 85-100
 David Lipscomb#..... W 75-69#
 Austin Peay#..... W 72-63#
 ETSU#..... W 80-57#
 Belmont+..... L 88-92+
 # - Capital City Tournament
 + - VSAC Tournament

1956-57: 12-13 (2-8 OVC)

Coach: Ed Diddle Jr.

12/04 West Texas State..... W 96-78
 12/08 at Morehead State..... L 72-95
 12/10 Belmont..... L 56-66
 01/02 Murray State..... L 68-98
 01/05 at Kentucky Wesleyan..... L 58-65
 01/07 Eastern Kentucky..... L 62-63
 01/09 Milligan..... W 84-63
 01/12 at Tenn. Tech..... W 85-80 (OT)
 01/14 Austin Peay..... L 60-65
 01/19 at Belmont..... L 69-78
 01/21 ETSU..... W 61-55
 01/28 Morehead State..... L 61-70
 01/30 WKU..... L 72-79

02/02 at David Lipscomb..... W 75-73 (OT)
 02/04 Tennessee Tech..... W 84-77
 02/08 at Milligan..... W 91-83
 02/09 at ETSU..... W 79-61
 02/13 at Murray State..... L 80-86
 02/14 David Lipscomb..... W 75-43
 02/16 at Austin Peay..... L 76-88
 02/18 at Eastern Kentucky..... L 104-109
 02/20 at WKU..... L 82-86
 02/21 Union (TN)+..... W 85-65
 02/22 Austin Peay+..... W 68-65
 02/23 East Tennessee+..... W 83-74
 + - VSAC Tournament

1957-58: 11-10 (4-6 OVC)

Coach: Ed Diddle Jr.

12/09 Kentucky Wesleyan..... L 69-79
 12/13 at Austin Peay..... W 78-74 (OT)
 12/16 at West Texas State..... W 88-85
 12/18 at New Mexico A&M..... L 71-82
 12/20 at Midwestern Univ..... L 65-84
 01/04 Morehead State..... W 71-68
 01/07 David Lipscomb..... W 68-61
 01/10 Birmingham Southern..... W 63-54
 01/13 Tennessee Tech..... L 65-76
 01/15 at Murray State..... W 80-72
 01/20 Eastern Kentucky..... W 77-76
 01/23 at WKU..... L 67-69
 01/25 at Morehead State..... L 79-99
 01/28 David Lipscomb..... W 77-65
 02/01 ETSU..... W 62-57
 02/05 Murray State..... L 66-71
 02/10 at Eastern Kentucky..... L 67-72
 02/13 Austin Peay..... L 78-93
 02/15 at Tennessee Tech..... L 69-73 (OT)
 02/18 WKU..... W 81-75
 02/22 at ETSU..... W 72-59

1958-59: 9-17 (4-8 OVC)

Coach: Ed Diddle Jr.

12/02 David Lipscomb..... W 79-52
 12/08 Abilene Christian..... L 69-81
 12/10 McNeese State..... L 49-50
 12/11 Southern Mississippi..... W 68-64
 12/13 Kentucky Wesleyan&..... L 70-77
 12/19 Ohio University#..... L 66-77
 12/30 Kentucky Wesleyan#..... W 78-72
 01/05 at David Lipscomb..... L 82-84
 01/10 Austin Peay..... W 95-86
 01/12 at Tennessee Tech..... L 75-98
 01/15 at Eastern Kentucky..... L 66-93
 01/17 Morehead State..... L 81-94
 01/19 WKU..... L 65-89
 01/23 at Louisiana..... W 85-79
 01/24 at McNeese State..... L 54-74
 01/26 at Southern Mississippi..... L 66-80
 01/31 Murray State..... W 78-66
 02/2 Eastern Kentucky..... L 64-80
 02/5 at Morehead State..... L 78-101
 02/9 ETSU..... L 66-68
 02/12 at Austin Peay..... L 83-91
 02/14 Tennessee Tech..... W 87-75
 02/17 at ETSU..... W 64-62
 02/21 Kentucky Wesleyan..... L 73-84
 02/24 at Murray State..... W 84-82
 02/28 at WKU..... L 85-110
 # - All-American City Tournament
 & - at Prestonsburg, Ky.

1959-60: 9-14 (2-10 OVC)

Coach: Ed Diddle Jr.

12/01 David Lipscomb..... W 109-73
 12/05 Louisiana..... W 81-72
 12/08 Northwest Louisiana..... W 67-64
 12/12 at Louisiana Tech..... L 63-81
 12/14 at Centenary..... W 67-65
 12/18 Southern Illinois#..... L 69-78
 12/19 VMI#..... W 78-72
 01/05 at Murray State..... L 70-80
 01/09 ETSU..... W 80-76
 01/11 Austin Peay..... W 71-60
 01/14 Eastern Kentucky..... L 69-88
 01/16 at Morehead State..... L 82-83
 01/23 at David Lipscomb..... W 96-78
 01/26 at Tennessee Tech..... L 69-76
 01/30 at Eastern Kentucky..... L 77-100
 02/01 Morehead State..... W 89-82
 02/06 WKU..... L 89-109
 02/10 Murray State..... L 65-78
 02/13 Tennessee Tech..... L 64-70
 02/15 at Austin Peay..... L 78-88
 02/18 Kentucky Wesleyan..... L 82-92



02/22 at ETSU..... L 106-123
02/27 at WKU..... L 80-109
- All-American City Tournament

1960-61: 9-14 (4-8 OVC)

Coach: Ed Diddle Jr.
12/01 WKU..... L 67-70
12/05 Nicholls State..... W 66-54
12/08 Stetson..... W 69-56
12/09 Southwestern Louisiana... L 64-66
12/12 at Morehead State..... L 75-85
12/15 Austin Peay..... W 83-79 (OT)
12/28 Northwest Louisiana#... W 81-74
12/29 Ole Miss#..... L 62-64
12/30 Centenary#..... L 67-76 (OT)
01/04 Murray State..... L 58-97
01/07 at ETSU..... W 100-90
01/12 at David Lipscomb... L 66-68 (OT)
01/14 at Eastern Kentucky..... L 63-90
01/23 at Austin Peay..... L 81-89
01/26 Eastern Kentucky..... L 57-67
01/28 Morehead State..... L 66-80
02/08 at Murray State..... L 74-77
02/11 Tennessee Tech..... W 88-78
02/15 at Memphis State..... L 61-81
02/18 David Lipscomb..... W 94-74
02/20 ETSU..... W 83-73
02/22 at Tennessee Tech..... W 75-68
02/25 at WKU..... L 73-84
- Gulf South Classic

1961-62: 6-12 (2-10 OVC)

Coach: Ed Diddle Jr.
12/01 Stetson..... W 77-76 (OT)
12/07 San Fernando Valley.... W 59-54
12/14 Jacksonville (Fla.)..... W 59-54
01/03 at Murray State..... L 61-83
01/06 ETSU..... W 58-55 (OT)
01/08 at Austin Peay..... L 77-81
01/13 Austin Peay..... W 75-68
01/20 at WKU..... L 69-89
01/23 at Tennessee Tech..... L 58-61
01/27 Morehead State..... L 67-70
01/29 Eastern Kentucky..... L 56-64
01/29 Centenary..... W 64-63
02/03 Murray State..... L 68-69
02/07 at Morehead State..... W 72-69
02/10 WKU..... L 81-87
02/13 at ETSU..... L 70-78
02/19 Tennessee Tech..... L 63-64 (OT)
02/21 at Eastern Kentucky..... L 69-113

1962-63: 9-15 (4-8 OVC)

Coach: Bill Stokes
12/03 at Florence State.... W 86-77 (OT)
12/06 Austin Peay..... L 66-69
12/08 at Morehead State..... L 59-103
12/10 WKU..... W 86-82
12/14 Rollins College+..... W 79-61
12/15 Presbyterian+..... W 82-80
01/02 Murray State..... W 86-82
01/03 MacMurray..... L 68-77
01/05 at ETSU..... W 59-57
01/10 at Austin Peay..... L 60-83
01/12 Florence State..... L 64-67
01/14 Tennessee Tech..... L 61-81
01/19 Huntingdon..... W 79-74
01/25 ETSU..... L 57-80
01/26 at Ole Miss..... L 68-77
01/29 at Chattanooga..... L 69-78
02/02 at Eastern Kentucky..... L 81-116
02/06 at Murray State..... L 73-109
02/12 at WKU..... L 71-79
02/14 at Huntingdon..... L 72-87
02/16 Morehead State..... L 67-79
02/18 at Tennessee Tech..... L 60-61
02/20 Eastern Kentucky... W 78-71 (OT)
02/25 Chattanooga..... W 77-66
+ - Hatter Invitational

1963-64: 11-10 (5-9 OVC)

Coach: Bill Stokes
12/02 Transylvania..... W 74-70
12/07 Morehead State..... L 91-96
12/09 Florence State..... W 99-87
12/14 at WKU..... L 54-90
12/16 Austin Peay..... W 91-69
12/19 Georgia Southern..... W 88-83
01/02 MacMurray..... W 98-84
01/07 at Murray State..... L 69-98
01/11 ETSU..... W 59-54
01/16 at Austin Peay..... L 65-73

01/18 at Chattanooga..... L 71-86
01/27 Tennessee Tech..... L 57-61 (OT)
01/30 at Florence State..... W 98-97
02/01 at Morehead State..... W 92-85
02/03 Chattanooga..... W 81-73
02/05 at ETSU..... L 70-88
02/10 Murray State..... L 79-86
02/13 Eastern Kentucky..... W 83-73
02/18 WKU..... W 93-84
02/21 at Eastern Kentucky... L 86-97
02/24 at Tennessee Tech..... L 76-81

1964-65: 6-17 (4-10 OVC)

Coach: Bill Stokes
12/03 at UT-Martin..... W 94-89 (OT)
12/04 St. Bernard..... L 95-99
12/07 Florence State..... W 95-77
12/12 at DePaul..... L 68-89
12/14 at Loyola of Chicago.... L 85-117
12/17 Parsons..... L 77-85
12/21 WKU..... L 65-100
01/04 at Austin Peay..... W 82-77
01/09 at Morehead State..... L 73-96
01/11 at Eastern Kentucky... L 69-99
01/14 Chattanooga..... L 68-91
01/16 Tennessee Tech..... L 100-109
01/23 Austin Peay..... W 125-95
01/25 ETSU..... W 100-99
01/30 at WKU..... L 84-134
02/02 Murray State..... L 76-90
02/06 Eastern Kentucky..... L 83-95
02/08 Morehead State..... W 87-82
02/10 at Florence State..... L 81-87
02/15 at Tennessee Tech..... L 79-87
02/18 WKU..... L 83-94
02/20 at Chattanooga..... L 77-101
02/24 at Murray State..... L 89-91 (OT)
at ETSU..... L 74-106

1965-66: 7-17 (3-11 OVC)

Coach: Ken Trickey
12/02 UT-Martin..... W 59-57
12/04 at Florence State..... W 88-73
12/06 Transylvania..... W 82-77
12/09 Union (TN)..... L 72-79
12/11 at Dayton..... L 63-90
12/14 Chattanooga..... L 71-74
12/20 Murray State..... L 65-86
01/04 Murray State..... L 73-89
01/08 Morehead State..... L 64-78
01/10 Eastern Kentucky..... L 80-98
01/15 Tennessee Tech..... L 73-91
01/22 at ETSU..... W 74-72
01/27 Florence State..... W 86-78
01/31 WKU..... L 56-93
02/05 Austin Peay..... W 86-85
02/07 at Chattanooga..... L 100-101
02/09 at Murray State..... L 81-107
02/12 at Eastern Kentucky... L 66-70
02/14 at Morehead State..... L 76-94
02/17 at Belmont..... L 80-99
02/19 ETSU..... W 102-96
02/21 at Tennessee Tech..... L 77-108
02/26 at Austin Peay..... L 91-97
02/28 at WKU..... L 47-81

1966-67: 10-15 (4-10 OVC)

Coach: Ken Trickey
12/01 UT-Martin..... W 108-94
12/03 Florence State..... W 111-79
12/10 at UT-Martin..... L 78-94
12/12 Chattanooga..... L 105-107 (OT)
12/15 at Union (TN)..... W 66-56
12/19 Austin Peay..... W 71-70
12/20 ETSU..... L 72-86
01/05 Belmont..... W 81-58
01/07 at ETSU..... W 45-43
01/09 at Tennessee Tech..... L 71-82
01/14 Morehead State..... L 67-91
01/16 Eastern Kentucky..... W 78-74
01/18 Murray State..... L 93-96 (OT)
01/21 at Florence State..... L 78-73
01/28 Austin Peay..... W 66-82
01/30 at Murray State..... L 75-91
02/04 WKU..... L 62-95
02/06 at Chattanooga..... L 87-106
02/11 Tennessee Tech..... W 83-72
02/13 ETSU..... L 68-69
02/18 at Eastern Kentucky... L 73-93
02/20 at Morehead State..... L 62-87
02/22 at Transylvania..... L 64-74
02/25 at Austin Peay..... W 78-72

03/04 at WKU..... L 46-55

1967-68: 15-9 (7-7 OVC)

Coach: Ken Trickey
12/01 WKU..... L 76-91
12/09 at UT Martin..... W 88-69
12/12 Bellarmine..... W 87-72
12/14 at Chattanooga..... W 88-66
12/16 at Belmont..... W 77-68
12/30 at Oglethorpe..... W 77-75 (OT)
01/04 at Murray State..... L 74-77
01/06 ETSU..... W 72-63
01/08 Tennessee Tech..... W 76-62
01/13 at Morehead State..... L 69-84
01/15 at Eastern Kentucky... L 76-98
01/27 at Austin Peay..... W 97-92
01/29 Murray State..... L 72-91
02/01 UT-Martin..... W 100-83
02/03 WKU..... W 84-83
02/06 Oglethorpe..... L 81-91
02/08 Chattanooga..... W 78-70
02/10 at Tennessee Tech..... L 65-67
02/12 at ETSU..... L 74-100
02/17 Eastern Kentucky..... W 83-81
02/19 Morehead State..... W 92-88
02/21 Transylvania..... W 92-73
02/24 Austin Peay..... W 96-78
03/02 at WKU..... L 71-94

1968-69: 13-13 (4-10 OVC)

Coach: Ken Trickey
11/20 Tennessee Wesleyan.... W 92-67
12/02 Oral Roberts..... W 115-98
12/05 Bethel..... W 101-83
12/07 at UT-Martin..... W 103-89
12/09 at Bellarmine..... L 79-80
12/14 Belmont..... W 87-52
12/18 Carson-Newman..... W 78-70
12/21 at Pan-American..... L 71-78
01/02 Athens College..... W 111-86
01/04 at Tennessee Tech..... L 58-67
01/06 at ETSU..... L 84-91
01/11 Morehead State.... W 93-88 (OT)
01/13 Eastern Kentucky... L 89-90 (2OT)
01/18 at Murray State..... L 68-70
01/23 at Tenn. Wesleyan..... W 79-69
01/25 Austin Peay..... W 97-79
02/01 at WKU..... L 79-85
02/05 Murray State..... L 71-74
02/08 WKU..... L 81-84
02/10 at Morehead State..... W 74-106
02/15 Tennessee Tech..... L 74-70
02/17 ETSU..... W 82-78
02/22 at Eastern Kentucky... L 89-93
02/24 at Transylvania..... L 64-78
02/27 at Chattanooga..... W 96-83
03/01 at Austin Peay..... W 89-83

1969-70: 15-11 (6-8 OVC)

Coach: Jimmy Earle
12/04 Bethel..... L 64-66
12/06 Tennessee Wesleyan.... W 56-52
12/08 at Belmont..... W 89-71
12/13 Bellarmine..... L 75-79
12/15 Appalachian State..... W 53-50
12/17 at Carson-Newman..... L 72-78
12/30 UT-Martin..... W 83-78
01/03 ETSU..... L 51-54
01/05 Tennessee Tech..... L 51-57
01/10 at Morehead State..... L 67-88
01/12 at Eastern Kentucky... L 78-88
01/15 Chattanooga..... W 79-68
01/22 at Tenn. Wesleyan.... W 81-56
01/24 Austin Peay..... W 96-87
01/26 at St. Francis (PA).... W 80-73
01/28 Pan-American..... W 87-61
01/31 WKU..... L 74-83
02/05 Athens College..... W 89-74
02/07 at WKU..... L 60-72
02/09 Morehead State..... W 80-64
02/11 at Murray State..... L 65-88
02/14 at Tennessee Tech..... W 90-72
02/16 at ETSU..... W 66-64
02/21 Eastern Kentucky..... W 74-68
02/23 Murray State..... L 72-83
02/28 at Austin Peay..... W 85-69

1970-71: 11-15 (3-11 OVC)

Coach: Jimmy Earle
12/02 Tusculum College..... W 91-58
12/05 Troy State..... W 77-58
12/10 Shorter College..... W 88-62

01/02 at Tennessee Tech*..... L 58-74
01/04 at ETSU*..... L 72-80
01/09 Morehead State*..... W 71-69
01/11 Eastern Kentucky*..... L 64-88
01/14 at Tenn. Wesleyan..... W 69-63
01/23 at Austin Peay*..... L 70-71
01/25 at Georgia State..... W 72-61
01/28 Chattanooga..... L 68-70
01/30 at WKU*..... L 66-80
02/01 at Appalachian State... L 63-74
02/03 at Bellarmine..... W 79-75
02/06 WKU*..... L 73-87
02/08 Murray State*..... L 47-51
02/10 at Pan-American..... L 75-76
02/13 ETSU*..... W 72-71
02/15 Tennessee Tech*..... W 69-60
02/18 at Chattanooga..... L 82-86
02/20 at Eastern Kentucky*... L 60-65
02/22 at Morehead State*... L 55-70
02/25 UT-Martin..... W 66-59
02/27 Austin Peay*..... L 75-92
03/01 at Murray State*..... L 69-91
03/04 at UT-Martin..... W 74-72

1971-72: 15-11 (5-9 OVC)

Coach: Jimmy Earle
12/02 Tennessee Wesleyan.... W 69-53
12/04 at UT-Martin..... L 65-66
12/06 Belmont..... W 87-70
12/14 at MacMurray..... W 77-74
12/18 at Florence State..... W 90-72
01/08 Birmingham Southern... W 82-59
01/10 Pan-American..... L 64-72
01/15 ETSU*..... W 74-68
01/17 Tennessee Tech*..... W 66-55
01/20 UT-Martin..... W 77-57
01/22 at Eastern Kentucky*... L 53-85
01/24 at Morehead State*... L 63-64
01/27 Chattanooga..... W 65-63
01/29 Murray State*..... L 64-73
01/31 at Austin Peay*..... W 54-50
02/02 St. Francis (PA)..... W 81-73
02/05 WKU*..... W 78-67
02/07 Georgia State..... W 98-53
02/12 at Tennessee Tech*... L 58-59
02/14 at Chattanooga..... W 75-57
02/17 Morehead State*..... L 68-71
02/19 Eastern Kentucky*... L 91-92
02/26 Austin Peay*..... L 74-84
02/28 at Murray State*..... L 46-52
03/04 at WKU*..... L 71-85

1972-73: 12-13 (5-9 OVC)

Coach: Jimmy Earle
12/02 at ULM..... W 73-69
12/04 at Pan-American..... W 78-72
12/11 Vanderbilt..... L 57-69
12/13 UNC-Asheville..... W 87-71
01/08 Bellarmine..... W 74-68
01/10 MacMurray..... W 113-75
01/13 at Tennessee Tech*... L 70-75
01/15 at ETSU*..... W 71-68
01/17 at Georgia State..... L 62-67
01/20 Morehead State*..... L 63-72
01/22 Eastern Kentucky*... L 77-80
01/27 at Austin Peay*..... L 73-93
01/29 Murray State*..... L 82-90
01/31 at Chattanooga..... W 81-78
02/03 at WKU*..... L 68-86
02/08 Parsons..... W 85-67
02/10 ETSU*..... W 71-57
02/12 Tennessee Tech*... W 78-68
02/15 Chattanooga..... L 75-83
02/17 at Eastern Kentucky*... L 58-74
02/19 at Morehead State*... L 87-89
02/22 ULM..... L 68-74
02/24 at Murray State*... L 68-71
02/26 Austin Peay*..... W 87-86
03/03 WKU..... W 92-80

1973-74: 18-8 (9-5 OVC)

Coach: Jimmy Earle
12/01 St. Bernard..... W 108-73
12/04 ULM..... L 85-87
12/07 Tennessee State+... L 59-63
12/08 Nebraska+..... W 76-65
12/11 Va. Commonwealth.... W 102-80
12/13 Cal State-Sonoma..... W 105-76
12/20 at Western Carolina... W 92-76
12/28 Tennessee State..... W 85-77
01/05 Texas Wesleyan..... W 109-62
01/07 Chattanooga..... W 85-74

01/09 Buffalo State..... W 104-69
 01/12 Tennessee Tech*..... W 93-81
 01/14 ETSU*..... W 82-63
 01/19 at Morehead State*..... L 77-82
 01/21 at Eastern Kentucky*..... L 70-73
 01/26 Austin Peay*..... W 90-87 (OT)
 01/28 at Murray State*..... W 74-71
 02/02 WKU*..... W 100-89
 02/04 at Chattanooga..... L 94-96
 02/09 at ETSU*..... L 76-80
 02/11 at Tennessee Tech*..... W 69-67
 02/16 Eastern Kentucky*..... W 90-68
 02/18 Morehead State*..... W 82-81
 02/23 Murray State*..... W 90-79
 02/25 at Austin Peay*..... L 66-91
 03/02 at WKU*..... L 75-85
 + - Vanderbilt Invitational

1974-75: 23-5 (12-2 OVC)

Coach: Jimmy Earle

11/29 Pennsylvania+..... L 74-101
 11/30 Ole Miss+..... W 79-68
 12/05 Wisconsin-Green Bay..... W 73-57
 12/07 at ULM..... W 91-81
 12/09 Belmont..... W 94-53
 12/19 Presbyterian..... W 115-64
 12/28 at Vanderbilt..... L 68-81
 12/30 David Lipscomb..... W 82-50
 01/04 VMI..... W 93-89
 01/07 at Tennessee State..... W 81-67
 01/11 at ETSU*..... W 80-74
 01/13 at Tennessee Tech*..... W 67-65
 01/18 Eastern Kentucky*..... W 91-70
 01/20 Morehead State*..... W 91-87
 01/25 at Murray State*..... W 84-77
 01/27 Austin Peay*..... W 101-70
 02/01 at WKU*..... W 102-95
 02/03 Tennessee State..... W 82-81
 02/08 Tennessee Tech*..... W 102-83
 02/10 ETSU*..... W 85-81
 02/15 at Morehead State*..... L 85-89
 02/17 at Eastern Kentucky*..... W 83-77
 02/22 at Austin Peay*..... L 65-70
 02/24 Murray State*..... W 99-90
 03/01 WKU*..... W 89-86
 03/07 Morehead State#..... W 85-68
 03/08 Austin Peay#..... W 89-75
 03/15 Oregon State\$..... L 67-78
 + - Clemson Invitational
 # - OVC Tournament
 \$ - NCAA Tournament

1975-76: 16-12 (6-8 OVC)

Coach: Jimmy Earle

12/01 Sewanee..... W 88-71
 12/04 Morris Harvey..... W 89-67
 12/08 at Alabama..... L 62-76
 12/13 Rio Grande..... W 89-65
 12/19 Clemson+..... L 46-82
 12/20 Army+..... W 78-71
 12/23 Mercer..... W 83-72
 12/29 Cal Poly-SLO..... W 69-64
 01/03 Athens College..... W 65-63
 01/07 Chattanooga..... L 72-83
 01/09 Palm Beach Atlantic..... W 93-69
 01/12 Western Kentucky*..... L 69-83
 01/17 Tennessee Tech*..... W 76-74
 01/19 East Tennessee*..... W 79-60
 01/24 at Morehead State*..... L 63-74
 01/26 at Eastern Kentucky*..... L 57-62
 01/31 at Austin Peay*..... L 55-61
 02/02 at Murray State*..... L 60-71
 02/07 at WKU*..... W 71-65
 02/09 Austin Peay*..... L 77-79
 02/14 at ETSU*..... L 74-88
 02/16 at Tennessee Tech*..... L 89-96
 02/21 Eastern Kentucky*..... W 95-75
 02/23 Morehead State*..... W 93-67
 02/25 at Marshall..... W 99-82
 2/28 Murray State*..... W 86-78
 03/01 Tennessee Tech#..... W 84-72
 03/04 WKU#..... L 78-88
 + - Volunteer Classic
 # - OVC Tournament

1976-77: 20-9 (9-5 OVC)

Coach: Jimmy Earle

12/01 Arkansas-Little Rock..... W 85-54
 12/04 Athens College..... W 97-72
 12/09 Valdosta State..... W 92-75
 12/11 at Va. Commonwealth..... W 59-50
 12/13 Troy State..... W 88-67

12/18 Chattanooga..... L 73-75 (OT)
 12/21 at Bellarmine..... W 75-70
 12/29 at Vanderbilt..... L 59-62
 01/03 at Mercer..... W 59-55 (OT)
 01/05 Culver-Stockton..... W 79-55
 01/08 at ETSU*..... W 52-51
 01/10 at Tennessee Tech*..... W 73-68
 01/15 Eastern Kentucky*..... W 86-71
 01/17 Morehead State*..... W 65-52
 01/22 at Murray State*..... L 70-71
 01/24 Austin Peay*..... L 62-63
 01/29 at WKU*..... W 67-60
 01/31 at Chattanooga..... L 90-101
 02/02 Marshall..... W 94-87
 02/05 Tennessee Tech*..... W 98-91 (OT)
 02/07 ETSU*..... W 78-67
 02/12 at Eastern Kentucky*..... W 71-66
 02/14 at Morehead State*..... L 67-74
 02/19 at Austin Peay*..... L 61-67
 02/21 Murray State*..... W 74-70
 02/26 WKU*..... L 74-76
 03/04 Morehead State#..... W 92-70
 03/05 Austin Peay#..... W 77-65
 03/13 Detroit\$..... L 76-93\$
 # - OVC Tournament
 \$ - NCAA Tournament

1977-78: 18-8 (10-4 OVC)

Coach: Jimmy Earle

11/17 at Oral Roberts..... L 55-58
 12/01 Athens College..... W 79-68
 12/05 Georgia College..... W 92-54
 12/09 Georgia Southwestern..... W 79-58
 12/12 at Ole Miss..... W 61-53
 12/17 UNC-Asheville..... W 74-62
 12/19 at Michigan State..... L 51-72
 12/28 Pepperdine+..... L 61-68
 12/29 Bucknell+..... W 77-65
 01/02 Culver-Stockton..... W 81-34
 01/04 Urbana College..... W 84-48
 01/07 at Morehead State..... W 92-59
 01/09 at Eastern Kentucky..... W 93-86
 01/14 Tennessee Tech*..... L 60-65
 01/16 ETSU*..... W 68-61
 01/21 Austin Peay*..... L 62-64
 01/23 at Murray State*..... W 78-77
 01/28 WKU*..... W 98-69
 02/04 Eastern Kentucky*..... W 74-73 (OT)
 02/06 Morehead State*..... W 37-36
 02/11 at Tennessee Tech*..... W 57-51
 02/13 at ETSU*..... W 62-53
 02/18 Murray State*..... W 57-56
 02/20 at Austin Peay*..... L 72-80
 02/25 at WKU*..... L 78-87
 03/02 Austin Peay#..... L 61-66#
 + - Senior Bowl Tournament
 # - OVC Tournament

1978-79: 16-11 (7-5 OVC)

Coach: Jimmy Earle

11/30 North Carolina Central..... W 72-55
 12/02 Georgia College..... W 74-54
 12/05 at Alabama..... L 66-89
 12/07 Pikeville College..... W 84-74
 12/09 at Mississippi State..... L 50-85
 12/11 Tennessee State..... L 64-69
 12/18 McNeese State..... W 67-61
 12/20 Central Arkansas..... W 87-78
 12/22 UNLV+..... L 83-95+
 12/23 UC-Santa Barbara+..... W 72-65+
 12/30 David Lipscomb..... W 91-72
 01/02 UNC-Asheville..... W 98-61
 01/06 Morehead State*..... W 99-97 (OT)
 01/08 Eastern Kentucky*..... L 77-81
 01/10 at Tennessee Tech*..... L 73-83
 01/14 at Austin Peay*..... W 74-58
 01/17 Murray State*..... W 84-71
 01/19 at WKU*..... L 72-70 (OT)
 02/03 at Eastern Kentucky*..... L 83-84
 02/05 at Morehead State*..... W 70-66
 02/08 Mercer..... L 61-64 (OT)
 02/10 Tennessee Tech*..... L 72-76 (OT)
 02/14 at Mercer..... W 62-61
 02/17 at Murray State*..... W 69-67
 02/19 Austin Peay*..... W 58-56 (OT)
 02/24 WKU*..... W 81-76
 03/02 Eastern Kentucky#..... L 81-90
 + - Rebel Roundup
 # - OVC Tournament

1979-80: 13-13 (5-7 OVC)

Coach: Stan Simpson

11/30 St. Louis+..... W 67-65
 12/01 Clemson+..... L 61-94
 12/06 Pikeville College..... W 85-70
 12/08 South Alabama..... L 49-55
 12/10 at Tennessee State..... L 63-75
 12/15 at Mercer..... W 63-62
 12/18 Bluefield College..... W 87-39
 12/20 Rio Grande College..... W 77-45
 12/22 Mercer..... W 81-63
 12/31 North Alabama..... W 67-60
 01/03 at Centenary..... L 54-58
 01/05 at McNeese State..... L 53-65
 01/10 Tennessee Tech*..... W 65-62
 01/12 Akron..... W 66-55
 01/17 Austin Peay*..... W 78-68
 01/19 at Murray State*..... L 53-61
 01/24 WKU*..... L 68-72
 01/26 at Morehead State*..... L 66-68
 01/31 Eastern Kentucky*..... W 79-64
 02/02 Morehead State*..... W 75-68
 02/07 at Tennessee Tech*..... W 77-68
 02/09 at Akron..... L 71-78
 02/14 Murray State*..... L 62-68
 02/16 at Austin Peay*..... L 63-75
 02/21 at WKU*..... L 79-81 (3OT)
 02/23 at Eastern Kentucky*..... L 67-79
 + - Clemson IPTAY Tournament

1980-81: 18-9 (9-5 OVC)

Coach: Stan Simpson

11/29 at Western Carolina..... L 70-77
 12/01 Chattanooga..... W 73-67
 12/03 at South Alabama..... W 80-79
 12/08 at North Alabama..... W 74-73
 12/18 Clinch Valley..... W 73-61
 12/20 Westmar..... W 104-66
 12/22 at Georgia State..... W 74-58
 12/30 Tennessee State..... W 69-59
 01/03 Morehead State*..... W 64-57
 01/05 Eastern Kentucky*..... W 53-42
 01/08 at Tennessee Tech*..... W 86-62
 01/10 at Akron*..... W 57-50
 01/15 at Austin Peay*..... W 62-61
 01/17 at Murray State*..... L 70-74
 01/22 at WKU*..... L 55-67
 01/24 Western Carolina..... W 66-52
 01/29 at Morehead State*..... L 60-61
 01/31 at Eastern Kentucky*..... L 53-55
 02/05 Tennessee Tech*..... W 53-50
 02/07 at Akron*..... W 90-64
 02/09 at Detroit..... L 60-75
 02/12 Murray State*..... W 67-53
 02/14 Austin Peay*..... L 77-81
 02/19 WKU*..... W 62-54
 02/21 at Chattanooga..... L 70-72
 02/25 Oral Roberts..... W 85-79
 03/06 Murray State#..... L 60-62#
 # - OVC Tournament

1981-82: 22-8 (12-4 OVC)

Coach: Stan Simpson

11/27 Chattanooga+..... L 54-62
 11/28 Austin Peay+..... W 54-51
 12/03 South Alabama..... W 71-69 (OT)
 12/05 Tennessee State..... L 55-60
 12/10 at Morehead State*..... W 64-59
 12/12 at Eastern Kentucky*..... W 69-51
 12/17 Georgia State..... W 62-49
 12/19 Tennessee Tech*..... W 88-63
 12/21 Samford..... W 67-63 (OT)
 12/30 Detroit..... W 64-62 (OT)
 01/04 at Xavier..... W 69-48
 01/07 Akron*..... W 83-62
 01/09 Youngstown State*..... W 73-56
 01/14 at WKU*..... L 49-65
 01/16 at Tennessee State*..... W 70-68 (OT)
 01/21 Murray State*..... L 58-59
 01/23 Austin Peay*..... W 64-52
 01/27 at Oral Roberts..... L 73-83
 01/30 at Tennessee Tech*..... L 61-75
 02/04 at Akron*..... W 65-53
 02/06 at Youngstown State*..... W 73-67
 02/13 WKU*..... L 64-75
 02/18 at Murray State*..... W 70-53
 02/20 at Austin Peay*..... W 67-56
 02/25 Morehead State*..... W 63-52
 02/27 Eastern Kentucky*..... W 62-55
 03/05 Murray State#..... W 56-54 (OT)
 03/06 WKU#..... W 54-52
 03/11 No. 15 Kentucky\$..... W 50-44

03/13 Louisville\$..... L 56-81
 + - Coors Classic
 # - OVC Tournament
 \$ - NCAA Tournament

1982-83: 7-20 (3-11 OVC)

Coach: Stan Simpson

11/26 Tennessee State+..... L 71-77
 11/27 Austin Peay+..... W 87-82
 11/29 at Alabama..... L 58-103
 12/04 at South Alabama..... L 91-94
 12/08 WKU..... W 65-57
 12/11 Trinity..... W 80-55
 12/17 at Morehead State*..... L 84-85
 12/18 at Eastern Kentucky*..... L 52-57
 12/22 at Vanderbilt..... L 53-64
 01/03 Xavier..... L 57-58
 01/08 Youngstown State*..... L 66-73
 01/10 Akron*..... L 58-63
 01/15 at Tennessee Tech*..... L 67-82
 01/18 at Samford..... L 64-71
 01/21 at Murray State*..... L 54-61
 01/28 Austin Peay*..... W 81-68
 02/01 Georgia State..... L 60-73
 02/04 at Akron*..... L 76-89
 02/5 at Youngstown State*..... L 72-73
 02/12 Tennessee Tech*..... W 71-68
 02/18 Murray State*..... L 69-80
 02/21 New Orleans..... L 68-70
 02/23 at Georgia State..... W 76-69
 02/26 at Austin Peay*..... L 60-74
 02/28 at New Orleans..... L 67-83
 03/04 Morehead State*..... L 65-85
 03/05 Eastern Kentucky*..... W 83-70
 + - Tennessee Classic

1983-84: 11-16 (4-10 OVC)

Coach: Stan Simpson

11/25 Georgia+..... L 67-83
 11/26 Georgia State+..... W 70-58
 11/30 at Memphis State..... L 47-74
 12/03 at Tennessee State..... L 57-58
 12/05 Urbana..... W 69-47
 12/16 Chattanooga%..... L 49-62
 12/17 Austin Peay%..... W 71-60
 12/21 at Georgia State..... W 66-57
 12/30 at WKU..... L 61-92
 01/02 Georgia College..... W 82-53
 01/07 at Tennessee Tech*..... L 60-70
 01/12 at Morehead State*..... W 57-54
 01/14 at Eastern Kentucky*..... L 58-63
 01/17 Georgia Southern..... L 54-55
 01/19 Youngstown State*..... L 57-59
 01/21 Akron*..... W 52-50 (OT)
 01/26 Austin Peay*..... L 58-67
 01/27 Murray State*..... L 76-85
 02/02 Tennessee State..... W 77-71
 02/04 Georgia State..... W 84-61
 02/09 at Austin Peay*..... L 57-62
 02/11 at Murray State*..... L 63-75
 02/16 Morehead State*..... L 73-88
 02/18 Eastern Kentucky*..... W 64-61
 02/23 at Youngstown State*..... L 64-75
 02/25 at Akron*..... W 84-64
 03/03 Tennessee Tech*..... L 66-68
 + - Wendy's Classic
 % - Coca-Cola Classic

1984-85: 17-14 (7-7 OVC)

Coach: Bruce Stewart

11/23 Georgia College..... W 65-63 (OT)
 11/30 Tennessee State+..... W 80-60
 12/01 Chattanooga+..... L 69-71
 12/03 at Vanderbilt..... L 82-94
 12/05 at Memphis State..... L 77-90
 12/08 Miles College..... W 103-69
 12/15 at Clemson..... L 75-81
 12/19 Urbana..... W 87-66
 12/23 WKU..... L 50-60
 01/05 Cumberland..... W 79-55
 01/07 Tennessee Tech*..... L 64-70
 01/12 Morehead State*..... W 75-63
 01/14 Eastern Kentucky*..... W 45-43
 01/19 at Youngstown State*..... L 56-57
 01/21 at Akron*..... L 64-80
 01/26 at Austin Peay*..... W 84-68
 01/29 at Murray State*..... L 59-63
 01/30 at Georgia Southern..... L 64-72
 02/07 Tennessee State..... W 60-59
 02/09 Austin Peay*..... W 61-60
 02/11 Murray State*..... W 65-59
 02/13 at Tennessee State..... W 70-65 (OT)



02/16 at Morehead State* W 83-67
 02/18 at Eastern Kentucky* L 67-69 (OT)
 02/21 at Tennessee Tech* L 70-74
 02/23 Youngstown State* L 76-82
 02/25 Akron* W 71-63
 02/28 Murray State# W 63-60
 03/01 Tennessee Tech# W 54-52
 03/02 Youngstown State# W 66-63
 03/14 North Carolina\$ L 57-76
 + - Coca-Cola Classic
 # - OVC Tournament
 \$ - NCAA Tournament

1985-86: 23-11 (10-4 OVC)

Coach: Bruce Stewart

11/22 BYU-Hawaii+ W 95-81
 11/23 Minnesota+ W 92-79
 11/25 West Virginia State+ L 82-85
 11/29 South Carolina% W 94-77
 11/30 Memphis State% L 63-73
 12/04 at Arkansas-Little Rock L 70-72
 12/07 Belmont W 100-71
 12/09 at WKU L 74-86
 12/11 at Missouri L 77-81
 12/14 Armstrong State W 71-54
 12/21 Transylvania W 89-57
 01/02 Freed-Hardeman W 118-52
 01/06 at Tennessee Tech* W 79-77 (OT)
 01/11 Murray State* W 81-68
 01/13 Austin Peay* W 61-57
 01/15 Alabama State W 132-101
 01/18 at Morehead State* W 107-73
 01/20 at Eastern Kentucky* W 66-57
 01/25 Youngstown State* W 84-70
 01/27 Akron* W 86-78
 1/29 at West Virginia W 72-70
 2/1 at Tennessee State W 63-62
 2/3 Tennessee Tech* W 83-80
 2/8 at Akron* L 70-72
 2/10 at Youngstown State* L 61-72
 2/15 at Austin Peay* L 66-72
 2/17 at Murray State* L 86-93
 02/22 Eastern Kentucky* W 84-74
 02/24 Morehead State* W 80-63
 02/26 Tennessee State* W 85-73
 03/03 Eastern Kentucky# W 88-65
 03/07 Murray State# W 85-81
 03/08 Akron# L 63-68
 03/13 at Clemson\$ L 81-99
 + - Hawaii Classic
 % - Mid-South Classic
 # - OVC Tournament
 \$ - National Invitational Tournament

1986-87: 22-7 (11-3 OVC)

Coach: Bruce Stewart

11/28 at Armstrong State W 92-70
 12/02 at Old Dominion W 75-66
 12/11 Cumberland W 106-76
 12/15 McNeese State W 86-80
 12/17 Lincoln Memorial W 116-92
 12/20 at Marshall L 85-87
 12/22 Arkansas-Little Rock W 66-63
 12/29 Michigan+ W 85-83
 12/30 UAB+ L 91-93 (OT)
 01/05 *at Tennessee Tech* W 114-79
 01/08 Kennesaw W 98-70
 01/10 at Murray State* W 64-57
 01/12 at Austin Peay* W 94-88
 01/17 Morehead State* W 81-72
 01/19 Eastern Kentucky* W 89-83
 01/24 at Youngstown State* W 93-88
 01/26 at Akron* L 78-96
 01/31 at Tennessee State W 66-65
 02/02 Tennessee Tech* W 116-65
 02/07 Akron* W 64-62
 02/09 Youngstown State* W 88-79 (OT)
 02/11 at Alabama State W 81-79
 02/14 Austin Peay* L 73-76
 02/16 Murray State* W 90-76
 02/21 at Eastern Kentucky* L 86-89
 02/23 at Morehead State* W 84-74
 02/26 Tennessee State W 72-67
 03/06 Austin Peay# L 83-87
 03/12 Notre Dame\$ L 71-84
 + - UAB Classic
 # - OVC Tournament
 \$ - NCAA Tournament

1987-88: 23-11 (11-3 OVC)

Coach: Bruce Stewart

11/21 Virginia Tech+ W 88-85

11/24 Seton Hall& L 61-93
 12/02 Cumberland W 127-57
 12/05 at McNeese State W 84-69
 12/10 Georgia College W 79-73
 12/12 Chattanooga W 92-76
 12/15 LA Tech L 63-64
 12/18 UNC-Charlotte% L 63-78
 12/19 Miami (OH)% W 81-72
 12/22 Marshall W 91-80
 01/02 Kennesaw W 103-71
 01/07 at LA Tech L 67-72
 01/11 Akron W 82-78
 01/13 Tennessee Tech* W 69-67 (OT)
 01/16 at Youngstown State* W 78-61
 01/18 at Akron* L 72-76
 01/23 Murray State* L 67-79
 01/25 Austin Peay* W 74-67
 01/30 at Morehead State* W 100-85
 02/01 at Eastern Kentucky* L 70-88
 02/05 at Tennessee State* W 98-83
 02/08 at Arkansas State L 71-79
 02/12 Eastern Kentucky* W 87-75
 02/15 Morehead State* W 109-95
 02/20 Tennessee State* W 92-87
 02/22 Youngstown State* W 78-58
 02/27 at Austin Peay* W 73-70
 02/29 at Murray State* L 66-82
 03/03 at Tennessee Tech* W 92-89 (2OT)
 03/07 Youngstown State# W 81-76#
 03/11 Austin Peay# L 82-94#
 03/18 Tennessee\$ W 85-80#
 03/22 Georgia\$ W 69-59#
 03/26 Boston College\$ L 69-78#
 # - OVC Tournament
 + - Big Apple NIT (Preseason)
 & - at Rutgers University
 % - UK Invitational Tournament
 \$ - National Invitational Tourn. (Postseason)

1988-89: 23-8 (10-2, OVC)

Coach: Bruce Stewart

11/28 Kennesaw W 93-56
 12/03 at Wright State L 71-88
 12/05 at Akron L 65-81
 12/08 Tennessee Wesleyan W 143-68
 12/10 Alabama State W 111-83
 12/17 at Chattanooga W 88-87
 12/20 LA Tech W 91-87
 12/22 Arkansas State W 93-92 (2OT)
 12/27 Clemson+ L 77-81
 12/29 Chicago State+ W 85-71
 12/30 Colorado+ W 107-105 (OT)
 01/04 at Alabama State L 96-102
 01/07 Akron W 99-94
 01/09 Tennessee State* W 89-60
 01/12 at LA Tech L 71-72
 01/16 at Tennessee Tech* W 79-77
 01/21 Eastern Kentucky* W 82-67
 01/23 Morehead State* W 108-68
 01/28 at Austin Peay* W 95-84
 01/30 at Murray State* L 67-71
 02/04 at Tennessee State* W 104-71
 02/08 Wright State W 83-51
 02/11 Murray State* W 85-84
 02/13 Austin Peay* 111-105 (OT)
 02/18 at Morehead State* L 99-101
 02/20 at Eastern Kentucky* W 81-63
 02/25 Tennessee Tech* W 89-68
 03/08 Eastern Kentucky# W 81-64
 03/09 Austin Peay# W 82-79
 03/16 No. 16 Florida State\$ W 97-83
 03/18 Virginia\$ L 88-104
 + - Far West Classic
 # - OVC Tournament
 \$ - NCAA Tournament

1989-90: 12-16

Coach: Bruce Stewart

11/30 Tusculum W 104-56
 12/04 at Akron W 64-61
 12/09 at LA Tech L 77-98
 12/16 Kennesaw W 75-62
 12/18 Cleveland State L 65-67 (OT)
 12/21 Arkansas State L 55-70
 12/23 Alcorn State W 85-76
 12/29 Cal State-Fullerton+ L 69-77
 12/30 ULM+ L 70-81
 01/03 at Alabama State L 97-107
 01/06 at Cleveland State L 69-76
 01/08 Tennessee Tech* L 75-100
 01/11 LA Tech W 84-75
 01/15 at Tennessee St.* L 0-2 (Forfeit)

01/20 Murray State* L 71-80
 01/22 Austin Peay* L 62-67
 01/27 at Morehead State* W 67-65
 01/29 at Eastern Kentucky* L 51-67
 02/03 at Tennessee Tech* L 69-79
 02/05 Akron W 80-76
 02/10 Eastern Kentucky* L 66-81
 02/12 Morehead State* W 89-76
 02/17 at Austin Peay* W 100-78
 02/19 at Murray State* W 81-76
 02/22 Alabama State W 110-90
 02/24 Tennessee State* W 111-97
 02/26 at Arkansas State L 89-93
 03/03 at Eastern Kentucky# L 52-65
 + - Cowboy Shootout
 # - OVC Tournament

1990-91: 21-9 (6-6 OVC)

Coach: Bruce Stewart

11/23 Mississippi Valley State... W 89-77
 11/26 Kennesaw W 97-77
 11/29 at South Carolina State L 73-75
 12/01 at Georgia Southern W 80-77
 12/04 Grambling W 96-87
 12/08 at Memphis State L 60-75
 12/13 Belmont W 73-55
 12/15 at Alcorn State W 83-71
 12/20 Georgia Southern... W 80-76 (OT)
 12/28 Coppin State+ W 73-67
 12/29 Samford+ W 62-50
 01/07 FIU W 86-72
 01/12 Austin Peay* L 72-80
 01/14 Murray State* L 66-70
 01/19 at Eastern Kentucky* L 73-83
 01/21 at Morehead State* W 64-58
 01/26 Tennessee Tech* L 68-73
 01/28 Tennessee State* W 92-80
 01/30 South Carolina State W 81-63
 02/02 at FIU W 94-77
 02/06 at Grambling W 114-85
 02/09 at Tennessee State* W 112-90
 02/11 at Tennessee Tech* W 95-88
 02/16 Morehead State* W 70-68
 02/18 Eastern Kentucky* L 74-79
 02/23 at Murray State* L 86-91
 02/25 at Austin Peay* W 94-90
 03/02 at Austin Peay# W 87-83#
 03/06 Eastern Kentucky# W 83-66#
 03/07 at Murray State# L 67-79#
 + - MVP Classic
 # - OVC Tournament

1991-92: 16-11

Coach: David Farrar

11/23 at Arkansas-Little Rock... W 61-60
 11/25 Lipscomb W 79-66
 11/27 at LSU L 65-96
 12/05 at Tennessee L 83-86
 12/07 at Mississippi Valley State W 87-67
 12/14 at Murray State* L 74-98
 12/20 South Alabama+ L 71-76
 12/21 Slippery Rock+ W 72-46
 01/02 Oral Roberts W 100-78
 01/06 at Cincinnati L 70-79
 01/11 Southeast Missouri* W 61-58
 01/13 Austin Peay* W 84-71
 01/15 UT-Martin W 94-55
 01/18 at Tennessee State* W 55-50
 01/20 at Tennessee Tech* L 90-99 (OT)
 01/25 Morehead State* W 80-72
 01/27 Eastern Kentucky* W 73-68
 02/01 Murray State* L 83-84
 02/08 at Eastern Kentucky* L 79-86
 02/10 at Morehead State* W 92-85
 02/15 Tennessee Tech* W 97-76
 02/17 Tennessee State* W 68-49
 02/22 at Austin Peay* L 73-75
 02/24 at Southeast Missouri* W 87-76
 02/29 at College of Charleston . W 70-68
 03/03 Arkansas State L 60-76
 03/06 Morehead State# L 80-81
 + - Blue Angels Classic
 # - OVC Tournament

1992-93: 10-16 (5-11, OVC)

Coach: David Farrar

12/01 Livingston State W 88-74
 12/04 Lehigh+ W 89-73
 12/05 Colorado+ L 57-97
 12/12 at Minnesota L 65-88
 12/21 at Oral Roberts L 75-78
 12/23 Cleveland State W 77-69

01/02 Southern Univ. W 70-69 (OT)
 01/04 at Missouri-Kansas City ... L 65-73
 01/09 Morehead State* W 76-65
 01/11 Eastern Kentucky* L 65-80
 01/13 Tennessee State* L 70-78
 01/18 at UT-Martin* L 67-71
 01/23 at Tennessee Tech* W 86-73
 01/27 Austin Peay* W 73-55
 01/30 at Southeast Missouri* L 69-80
 02/01 at Murray State* L 73-76
 02/06 Oral Roberts W 93-76
 02/08 UT-Martin* W 70-60
 02/11 at Tennessee State* L 67-84
 02/13 Vanderbilt L 51-81
 02/15 Tennessee Tech* L 63-65
 02/20 at Morehead State* L 59-81
 02/22 at Eastern Kentucky* L 46-66
 02/25 at Austin Peay* L 51-57
 02/27 Southeast Missouri* ... L 63-67(OT)
 03/01 Murray State* W 79-74(OT)
 + - Mile High Classic

1993-94: 8-19 (5-11 OVC)

Coach: David Farrar

11/27 UNC-Greensboro L 56-70
 12/01 Oral Roberts W 94-77
 12/03 Minnesota L 76-90
 12/07 at TCU L 56-65(OT)
 12/11 Alabama-Huntsville W 92-61
 12/18 Missouri-Kansas City W 82-67
 12/21 at Cleveland State L 59-67
 12/29 at New Mexico+ L 56-69
 12/30 St. Bonaventure+ L 69-83
 01/03 at UT-Martin* L 64-70(OT)
 01/06 at Southern Univ. L 86-96
 01/12 Austin Peay* W 78-69
 01/15 at Murray State* L 76-102
 01/17 at Southeast Missouri* L 77-99
 01/19 Tennessee State* L 56-66
 01/22 at Eastern Kentucky* L 72-88
 01/24 at Morehead State* L 58-60
 01/29 Tennessee Tech* L 68-69
 01/31 UT-Martin* W 66-60
 02/05 at Tennessee State* L 58-82
 02/12 Murray State* L 86-116
 02/14 Southeast Missouri* W 94-68
 02/17 at Tennessee Tech* L 69-73
 02/22 at Austin Peay* L 65-87
 02/26 Morehead State* W 74-65
 02/28 Eastern Kentucky* W 82-75
 03/03 Tennessee State# L 60-61
 + - Lobo Invitational
 # - OVC Tournament

1994-95: 12-15 (5-11 OVC)

Coach: David Farrar

12/06 North Georgia W 72-64
 12/03 Lyon W 75-68
 12/06 Alabama-Huntsville W 72-50
 12/10 Valdosta State W 83-62
 12/21 TCU L 78-100
 12/29 Radford L 57-60
 12/31 at Minnesota L 57-98
 01/03 UT-Martin* L 64-66
 01/07 at Austin Peay* W 77-74
 01/11 Southern Univ. W 81-78
 01/14 Murray State* L 74-89
 01/16 Southeast Missouri* W 65-63
 01/18 at Tennessee State* L 85-98
 01/21 Eastern Kentucky* W 72-68
 01/23 Morehead State* L 74-87
 01/28 Tennessee Tech* L 75-77
 01/30 at UT-Martin* L 69-76
 02/01 Vanderbilt W 93-90(OT)
 02/09 at Tennessee Tech* L 65-78
 02/11 at Southeast Missouri* L 63-78
 02/13 at Murray State* L 74-87
 02/18 Tennessee State* W 77-76(OT)
 02/20 Austin Peay* L 57-67
 02/22 at Southern Univ. W 65-63(OT)
 02/25 at Morehead State* L 61-65
 02/27 at Eastern Kentucky* W 82-78(OT)
 03/02 Murray State# L 67-75
 # - OVC Tournament

1995-96: 15-12 (9-7 OVC)

Coach: David Farrar

11/25 Indiana State W 81-78
 11/27 at Oral Roberts W 91-74
 11/30 at TCU L 83-86
 12/04 Truman State W 66-51
 12/09 at Radford L 77-92

12/16 New Orleans L 67-69 12/19
 12/19 North Carolina A&T W 64-53
 12/23 at Vanderbilt L 56-70
 01/02 Wisconsin-Parkside W 65-64
 01/06 Austin Peay* W 88-69
 01/11 at Tennessee Tech* W 78-68
 01/13 Southeast Missouri* L 64-65
 01/16 Tennessee State* W 86-74
 01/20 at Morehead State* L 59-68
 01/22 at Eastern Kentucky* L 64-70
 01/24 Southern Univ. W 88-73
 01/27 UT-Martin* W 81-68
 01/29 Murray State* L 72-73
 02/03 at Austin Peay* W 75-66
 02/10 at Tennessee State* W 79-74
 02/12 at Southeast Missouri* W 78-75
 02/15 Tennessee Tech* L 71-77(OT)
 02/17 Eastern Kentucky* W 74-70
 2/19 Morehead State* W 73-71
 2/24 at Murray State* L 67-80
 2/26 at UT-Martin* L 83-91
 2/29 Tennessee Tech# L 69-89
 # - OVC Tournament

1996-97: 19-12 (11-7 OVC)

Coach: Randy Wiel

11/22 Montana+ W 66-63
 11/23 Providence+ W 77-75
 11/24 Alabama+ L 74-77
 11/27 Montreat W 98-52
 11/30 at New Orleans L 54-66
 12/02 Murray State* W 85-72
 12/07 at Southern Univ. W 91-67
 12/14 Chattanooga W 83-73
 12/16 Belmont W 94-76
 12/19 at Indiana State L 66-92
 12/29 Sue Bennett W 127-70
 01/04 at Eastern Kentucky* L 77-79
 01/06 at Morehead State* W 78-72
 01/09 Tennessee State* W 72-70
 01/11 Tennessee Tech* W 80-72
 01/18 Southeast Missouri* L 76-78
 01/20 Eastern Illinois* W 83-72
 01/23 at Austin Peay* L 74-82
 01/25 at Murray State* L 72-78
 01/27 at UT-Martin* L 59-61
 01/30 Morehead State* W 98-86
 02/01 at North Carolina L 49-99
 02/03 Eastern Kentucky* W 91-58
 02/06 Austin Peay* W 68-65
 02/08 at Tennessee Tech* L 68-77
 02/13 at Tennessee State* W 82-75
 02/15 at Eastern Illinois* W 77-55
 02/17 at Southeast Missouri* L 76-85
 02/22 UT-Martin* W 96-71
 02/25 Southeast Missouri# W 89-74
 2/28 Murray State# L 48-74
 + - Top of the World Classic
 # - OVC Tournament

1997-98: 19-9 (12-6 OVC)

Coach: Randy Wiel

11/14 at North Carolina L 56-84
 11/20 at Belmont W 58-38
 11/24 at Chattanooga W 87-68
 11/29 at North Carolina A&T W 75-64
 12/06 at Tennessee Tech* W 67-48
 12/13 at Kansas L 68-103
 12/18 Carson-Newman W 70-54
 12/22 Erskine W 74-40
 12/30 Presbyterian W 60-42
 01/03 Murray State* W 76-71 (OT)
 01/05 UT-Martin* W 66-46
 01/08 at Eastern Illinois* L 74-85
 01/10 at Southeast Missouri* W 70-55
 01/13 Tennessee Tech* W 80-60
 01/15 Austin Peay* W 63-38
 01/17 Tennessee State* W 67-57
 01/22 at Eastern Kentucky* W 96-89
 01/24 at Morehead State* W 77-64
 01/29 at Murray State* L 75-78
 01/31 at UT-Martin* W 78-54
 02/05 Eastern Illinois* W 67-65
 02/07 Southeast Missouri* L 76-85
 02/12 at Austin Peay* L 69-73 (OT)
 02/14 at Tennessee State* L 76-81
 02/19 Eastern Kentucky* L 54-55
 02/21 Morehead State* W 74-61
 02/24 Eastern Kentucky# W 61-49
 02/28 Tennessee State# L 70-74
 # - OVC Tournament

1998-99: 12-19 (9-9 OVC)

Coach: Randy Wiel

11/16 ETSU L 59-64
 11/21 Erskine W 83-59
 11/24 at Marist L 65-61
 11/28 at ETSU L 64-80
 11/30 No. 3 North Carolina L 54-75
 12/03 at WKU L 45-51
 12/05 Tennessee Tech* W 67-56
 12/12 Belmont L 79-72
 12/21 N.C. State^ W 59-91
 12/22 UAB^ L 60-85
 12/23 at American Univ.^ W 93-78
 01/02 at UT-Martin* W 56-50
 01/04 at Murray State* L 74-84
 01/07 Southeast Missouri* L 63-73
 01/09 Eastern Illinois* L 73-75
 01/12 at Tennessee Tech* L 69-75 (OT)
 01/14 at Tennessee State* W 70-60
 01/16 at Austin Peay* L 70-71
 01/21 Morehead State* W 75-62
 01/23 Eastern Kentucky* W 82-67
 01/28 UT-Martin* W 80-78 (OT)
 01/30 Murray State* L 62-81
 02/01 at Belmont L 75-79
 02/04 at Southeast Missouri* L 55-69
 02/06 at Eastern Illinois* L 62-72
 02/11 Tennessee State* W 78-74
 02/13 Austin Peay* W 87-81
 02/18 at Morehead State* L 74-75
 02/20 at Eastern Kentucky* W 72-65
 02/23 Tennessee State# W 75-68
 02/27 Southeast Missouri# L 74-82
 ^ - Puerto Rico Christmas Shootout
 # - OVC Tournament

1999-00: 15-13 (10-8 OVC)

Coach: Randy Wiel

11/22 Tennessee Temple W 69-55
 11/27 Marist W 76-55
 12/02 Eastern Illinois* L 72-76
 12/05 No. 6 Kansas L 77-97
 12/10 at #16 Tennessee L 77-78
 12/20 Martin Methodist W 87-79
 12/23 at Central Florida L 77-88
 12/30 at Campbell L 66-73
 01/06 at Eastern Kentucky* L 83-85
 01/08 at Morehead State* W 77-73
 01/10 Southeast Missouri* L 48-61
 01/13 Belmont W 84-73
 01/15 at Tennessee Tech* L 66-78
 01/18 at Eastern Illinois* L 63-69
 01/20 Austin Peay* L 63-74
 01/22 Tennessee State* W 80-73
 01/27 at Murray State* W 81-79
 01/29 at UT-Martin* W 71-63
 02/03 Eastern Kentucky* W 94-71
 02/05 Morehead State* W 69-67
 02/08 at Southeast Missouri* L 56-76
 02/12 Tennessee Tech* W 108-104 (4 OT)
 02/17 at Austin Peay* L 74-84
 02/19 at Tennessee State* W 100-85
 02/24 Murray State* W 82-79
 02/26 UT-Martin* W 96-78
 02/29 Tennessee Tech# W 87-70
 03/04 Southeast Missouri# L 60-78
 # - OVC Tournament

2000-01: 5-22 (1-15 Sun Belt)

Coach: Randy Wiel

11/17 St. Francis W 93-59
 11/20 at Tennessee State L 71-75
 11/27 at No. 2 Kansas L 66-92
 12/04 at IUPUI L 70-78
 12/12 at Rice W 75-73 (OT)
 12/9 Tennessee State W 79-77
 12/12 Central Florida L 64-68
 12/15 No. 4 Tennessee% L 83-99
 12/18 Campbell W 78-73
 12/21 Radford L 73-80
 01/04 Arkansas State* L 61-73
 01/06 North Texas* W 105-71
 01/11 FIU* L 59-61
 01/13 at South Alabama* L 64-72
 01/18 Denver* L 57-59
 01/20 Arkansas-Little Rock* L 56-77
 01/25 at LA Tech* L 55-75
 01/27 at New Orleans* L 56-69
 01/29 at Arkansas-Little Rock* L 53-66
 02/01 WKU* L 63-71
 02/03 at FIU* L 61-66
 02/10 at Arkansas State* L 66-86

02/15 LA Tech* L 53-68
 02/17 at Louisiana* L 57-85
 02/22 New Mexico State* L 60-81
 02/24 at WKU* L 51-92
 03/02 New Orleans# L 61-66 (OT)
 \$ - at Gaylord Entertainment Center
 # - Sun Belt Championships

2001-02: 14-15 (6-8 Sun Belt)

Coach: Randy Wiel

11/17 Bryan College W 115-59
 11/21 IUPUI W 76-72
 11/24 UNC-Greensboro W 74-58
 11/26 at Belmont L 59-65
 12/01 at Radford L 53-72
 12/04 Rice W 65-52
 12/06 UT-Martin+ L 71-76
 12/08 Tennessee State W 88-79
 12/15 at UT-Pan Am L 64-66
 12/20 at East Carolina L 71-81
 12/28 at South Alabama* L 51-59
 12/30 at New Orleans* W 69-64
 01/05 at FIU* L 60-67
 01/10 New Mexico State* L 88-94 (3OT)
 01/12 Louisiana* W 69-64
 01/16 WKU* (FSS) L 45-55
 01/19 at North Texas* L 63-85
 01/21 at Tennessee L 56-74
 01/24 Arkansas State* W 83-64
 01/26 Arkansas-Little Rock* W 68-65
 01/31 at IP-Fort Wayne W 90-80
 02/02 FIU* W 71-69
 02/04 UT-Pan Am W 70-52
 02/07 at Arkansas State* L 83-51
 02/09 at Arkansas-Little Rock* L 52-71
 02/16 Denver* W 62-47
 02/23 at WKU* (CSS) L 61-65
 03/01 South Alabama# W 48-47
 03/03 New Mexico State# L 48-63
 + - at Jackson, Tenn.
 # - Sun Belt Championships

2002-03: 16-14 (10-5 Sun Belt)

Coach: Kermit Davis

11/22 East Carolina L 63-65
 11/25 at #4 Alabama L 65-80
 11/27 UT-Martin W 88-77
 11/30 at UNC-Greensboro L 58-70
 12/04 Tennessee Tech L 66-70
 12/06 at Purdue^ L 56-85
 12/07 IUPUI^ W 64-60
 12/16 Murray State L 72-79
 12/18 Christian Brothers W 74-57
 12/21 at Austin Peay L 71-79 (OT)
 12/27 Kennesaw State W 66-62
 01/01 at Murray State L 64-76
 01/04 WKU* W 69-65
 01/09 at Arkansas State* W 65-58
 01/11 at UALR* L 62-71 (OT)
 01/16 South Alabama* L 53-64
 01/18 New Orleans* W 77-60
 01/23 at New Mexico State* W 70-68
 01/25 at Louisiana* L 65-71
 01/28 IP-Fort Wayne W 71-52
 02/01 FIU* (ESPN) W 60-58
 02/06 North Texas* W 76-55
 02/08 at Denver* W 80-68
 02/13 Arkansas State* W 79-55
 02/15 Arkansas-Little Rock* L 58-74
 02/22 at FIU* W 80-70
 03/01 at WKU* (ESPN) L 75-89
 03/09 South Alabama# W 72-69
 03/10 Denver# W 83-59
 03/11 WKU# L 52-64
 ^ - Boilermaker Invitational
 \$ - Sun Belt Championships

2003-04: 17-12 (8-6 Sun Belt)

Coach: Kermit Davis

11/24 Covenant College W 86-53
 11/29 at Wyoming L 63-84
 12/04 Alabama State W 71-48
 12/06 at Tennessee Tech L 63-87
 12/13 Tennessee Wesleyan W 94-51
 12/17 at Alabama State W 67-62
 12/20 at No. 16 Cincinnati L 54-89
 12/23 Austin Peay W 70-56
 12/29 Chattanooga L 75-82
 12/30 South Carolina State% W 86-76
 01/02 at Virginia Comm L 61-66
 01/06 IP-Fort Wayne W 72-65
 01/08 Wyoming W 76-63

01/15 Arkansas State* W 92-86 (OT)
 01/17 Arkansas-Little Rock* L 66-68
 01/22 at South Alabama* W 72-63
 01/24 at New Orleans* W 78-75 (OT)
 01/29 New Mexico State* L 76-81
 01/31 Louisiana* L 64-74
 02/05 at WKU* L 66-70
 02/07 at FIU* W 54-53
 02/12 at North Texas* L 64-69
 02/14 Denver* W 65-48
 02/19 at Arkansas State* W 70-69
 02/21 at Arkansas-Little Rock* L 54-59
 02/26 WKU* W 73-59
 03/01 FIU* W 60-42
 03/07 WKU# W 76-62
 03/08 Louisiana# L 66-70
 % - Dr Pepper Classic
 # - Sun Belt Championships

2004-05: 19-12 (7-7 Sun Belt)

Coach: Kermit Davis

11/19 Lambuth W 95-54
 11/23 at Rice L 62-67
 11/27 vs. Mississippi Valley St.\$ L 58-71
 11/29 Belmont W 66-47
 12/02 Tennessee Wesleyan W 81-46
 12/05 Tennessee State W 96-94
 12/11 Mississippi Valley State W 75-54
 12/20 vs. Toledo% W 70-65
 12/21 vs. Auburn% L 74-79
 12/22 vs. Delaware% W 73-69 (OT)
 12/27 at Villanova L 62-81
 12/30 at Austin Peay W 74-70
 01/02 Virginia Commonwealth W 59-55
 01/05 at IP-Fort Wayne W 66-61
 01/10 Arkansas-Little Rock* W 85-50
 01/13 at Arkansas State* W 70-68
 01/15 at Arkansas-Little Rock* L 62-69
 01/20 South Alabama* L 56-59
 01/22 New Orleans* L 60-66
 01/27 at New Mexico State* W 65-50
 01/29 at Louisiana* L 44-54
 02/03 WKU* L 56-61
 02/05 FIU* W 82-69
 02/10 North Texas* W 79-64
 02/12 at Denver* L 71-83
 02/17 Arkansas State* W 80-60
 02/19 Portland State^ W 83-62
 02/24 at WKU* L 83-85 (OT)
 02/28 at FIU* W 91-81
 03/04 vs. New Mexico State# W 77-63
 03/06 vs. ULL# L 57-71
 \$ - Greenville, Miss.
 % - San Juan Shootout, San Juan, Puerto Rico
 ^ - Bracket Buster
 # - Sun Belt Championships

2005-06: 16-12 (8-6 Sun Belt)

Coach: Kermit Davis

11/21 Utah State W 60-59
 11/26 at Indiana State L 79-85 (OT)
 11/29 Chattanooga W 81-71
 12/3 at Portland State W 65-62
 12/5 at Utah State L 61-79
 12/10 at Belmont W 87-75
 12/18 Freed-Hardeman W 92-48
 12/20 at No. 10 Louisville \$ L 68-76
 12/21 vs. Florida Atlantic \$ W 90-76
 12/28 Austin Peay L 67-83
 12/31 at Tennessee State W 67-57
 01/04 at No. 4 Memphis L 50-83
 01/07 at WKU* L 48-80
 01/12 Arkansas State* W 77-68
 01/14 Arkansas-Little Rock* L 66-68
 01/19 at South Alabama* L 63-75
 01/21 at Troy* L 57-70
 01/26 New Orleans* W 86-65
 01/28 Louisiana* W 73-59
 02/04 at FIU* W 66-64
 02/09 at North Texas* W 62-60
 02/11 Denver* L 62-72
 02/13 South Dakota State W 89-82 (OT)
 02/16 at Arkansas State* L 74-75
 02/18 at Ark.-Little Rock* W 68-58
 02/23 WKU* W 80-74
 02/27 FIU* W 82-58
 03/05 Denver# L 57-58
 \$ - Billy Minardi Classic, Louisville, Ky.
 # - Sun Belt Championships

2006-07: 15-17 (8-10 Sun Belt)

Coach: Kermit Davis
 11/10 at No. 25 Tennessee L 52-83
 11/13 Cumberland Univ. W 60-47
 11/17 vs. No. 10 Alabama\$ L 62-71
 11/18 vs. Toledo\$ L 69-75 (OT)
 11/20 vs. College of Charleston\$ L 56-64
 11/27 Belmont. W 64-57
 11/30 Indiana State W 65-58
 12/04 Tennessee State W 67-56
 12/17 ULM* L 65-67
 12/20 at Austin Peay L 63-64 (OT)
 12/23 at No. 18 Memphis. L 46-86
 12/28 WKU* L 64-73
 12/31 at FIU* W 60-46
 01/02 at South Alabama* W 59-51
 01/06 Troy* L 57-71
 01/10 at Florida Atlantic* W 72-68
 01/13 at New Orleans* W 76-67
 01/17 Arkansas State* L 51-54
 01/20 at UALR* W 61-60
 01/25 at North Texas* L 53-66
 01/27 Louisiana* W 71-59
 01/29 at South Dakota State. W 57-56
 02/01 Denver* W 75-49
 02/03 South Alabama* L 38-61
 02/08 at ULM* L 76-82
 02/10 at WKU* L 53-65
 02/15 FIU* L 67-69
 02/22 at Troy* L 70-73
 02/24 Florida Atlantic* W 79-59
 02/28 at Troy# W 72-64
 03/04 vs. South Alabama# W 63-60 (OT)
 03/05 vs. North Texas# L 52-59
 \$ - Paradise Jam, St. Thomas, Virgin Islands
 # - Sun Belt Championships, Lafayette, La.

2007-08: 17-15 (11-7 Sun Belt)

Coach: Kermit Davis
 11/15 San Jose State \$ L 77-78
 11/16 Lipscomb \$ W 68-62
 11/17 Appalachian State \$ L 79-84
 11/20 at No. 7 Tennessee L 40-109
 11/23 Tennessee Wesleyan W 91-48
 11/26 at Belmont L 62-85
 12/1 at Houston L 68-83
 12/12 Belmont. W 86-80 (OT)
 12/15 No. 2 Memphis & L 41-65
 12/18 FIU* W 72-63
 12/22 at South Alabama* L 61-75
 12/29 Austin Peay. L 75-78
 01/02 at WKU* L 51-62
 01/05 Denver* W 68-50
 01/09 Florida Atlantic* W 61-57
 01/16 at Troy* W 65-64
 01/19 New Orleans* L 75-82 (OT)
 01/24 at ULM* L 69-82
 01/27 North Texas* W 69-60
 01/31 at Louisiana* W 57-51
 02/04 at Arkansas State* W 89-86 (OT)
 02/07 UALR* W 63-46
 02/09 at FIU* L 60-66
 02/14 South Alabama* W 76-70
 02/16 WKU* L 66-71
 02/21 at Denver* W 65-58
 02/23 at Florida Atlantic* L 67-75
 03/01 Troy* W 81-58
 03/05 ULM# W 74-69
 03/09 vs. Troy ^ W 65-59
 03/10 at South Alabama ^ W 82-73
 03/11 vs. WKU ^ L 57-67
 \$ - First Shot Exempt Tournament, Murfreesboro, Tenn.
 & - Sun Belt Classic, Sommet Center, Nashville, Tenn.
 * - Sun Belt Conference Game
 # - First Round SBC Championships, Murfreesboro, Tenn.
 ^ - SBC Championships, Mobile, Ala.

2008-09: 18-14 (10-8 Sun Belt)

Coach: Kermit Davis
 11/14 Trevecca W 94-53
 11/16 Houston Baptist. W 80-63
 11/21 No. 13 Tennessee L 66-76
 11/24 at Vanderbilt. L 57-65
 12/02 Houston L 67-70
 12/07 SIU-Edwardsville W 80-51
 12/11 Troy* W 81-53
 12/15 UT-Martin L 65-72
 12/17 at Belmont University L 69-82
 12/20 vs UC-Irvine+ W 65-52

12/21 vs Norfolk State+. W 77-56
 12/22 at Missouri State+. W 63-51
 12/31 at North Texas W 89-80 (OT)
 01/3 at South Alabama* W 82-67
 01/08 Florida Atlantic* W 59-57
 01/10 FIU* W 68-63
 01/15 at WKU* L 61-63
 01/17 at UALR* L 65-70
 01/22 Arkansas State* W 60-57
 01/24 at New Orleans* L 65-69
 01/29 Louisiana* W 83-76
 01/31 ULM* W 77-54
 02/5 at Denver* L 51-63
 02/07 at Houston Baptist* W 89-77
 02/12 at TROY* L 64-70
 02/14 North Texas* L 78-89
 02/19 South Alabama* L 57-63
 02/21 at Florida Atlantic* W 74-68
 02/26 at FIU* W 71-66
 02/28 WKU* L 49-68
 03/04 Arkansas State# W 69-62
 03/08 vs North Texas^ L 79-88
 + - Basketball Traveler's Tip-Off Classic, . . Springfield, Mo.
 * - Sun Belt Conference Game
 # - First Round SBC Championships, Murfreesboro, Tenn.)
 ^ - SBC Championships, Hot Springs, Ark.

2009-10: 19-14 (13-5 Sun Belt)

Coach: Kermit Davis
 11/13 King College W 93-73
 11/15 at Ohio University# L 68-81
 11/17 at Marshall#. L 60-63
 11/19 Lamar University#. W 74-66
 11/23 at North Carolina A&T#. L 56-65
 11/27 Cumberland University. W 87-54
 12/2 at UAB L 64-65
 12/8 Belmont L 71-83
 12/11 vs. No. 9/9 Tennessee^ L 54-75
 12/13 SIU-Edwardsville W 83-58
 12/22 Howard University W 69-51
 12/31 at New Orleans* W 63-58
 1/2 Louisiana* W 68-58
 1/4 at Vanderbilt L 53-73
 1/7 at Arkansas State* L 67-69
 1/9 at UALR* W 66-52
 1/14 FIU* L 58-65
 1/16 Florida Atlantic* L 60-61
 1/18 WKU* W 47-46
 1/21 at ULM* W 69-60
 1/23 at WKU* W 84-74
 1/28 New Orleans* W 66-46
 1/30 North Texas* W 69-64
 2/4 Troy* L 67-70
 2/6 at South Alabama* W 80-68
 2/11 Denver* W 57-50
 2/13 Houston Baptist. W 109-79
 2/18 at Troy* L 62-66
 2/20 South Alabama* W 81-54
 2/25 at FIU* W 74-71
 2/27 at Florida Atlantic* W 66-57
 3/7 vs. Denver! L 58-73
 3/17 at Missouri State\$ L 79-87
 # - Global Sports Challenge
 ^ - Sommet Center
 * - Sun Belt Conference game
 ! - QF, Sun Belt Championships - (Hot Springs, Ark.)
 \$ - CollegelInsider.com Tournament - (Springfield, Mo.)

2010-11: 16-16 (10-6 Sun Belt)

Coach: Kermit Davis
 11/12 Tennessee Temple W 90-46
 11/17 UAB L 71-76
 11/19 vs. Campbell#. L 90-97
 11/20 vs. Samford#. W 68-55
 11/21 at Auburn#. L 66-68
 11/24 Evansville. W 82-70
 11/30 at No. 13 Tennessee L 56-86
 12/4 at SIU-Edwardsville. W 64-73
 12/7 at Belmont. L 87-88 (2OT)
 12/12 Furman L 61-76
 12/18 at Evansville L 79-81
 12/21 Vanderbilt L 53-72
 12/29 Tennessee State. W 65-58
 1/2 at South Alabama* L 57-63
 1/5 North Texas* W 78-71
 1/8 at Louisiana* W 93-91
 1/13 Florida Atlantic*. L 61-71
 1/15 at Arkansas State*. L 65-69

1/20 Troy* W 63-51
 1/22 Denver* W 59-49
 1/27 at Florida Atlantic* L 51-62
 1/29 at FIU* W 79-70
 2/3 ULM* W 60-54
 2/5 South Alabama* W 85-62
 2/10 at WKU* W 69-60
 2/12 FIU* W 80-68
 2/17 at Troy* L 65-69
 2/19 at UALR* L 58-62
 2/22 at Houston Baptist L 68-70
 2/26 WKU* W 57-39
 3/6 vs. FIU^ W 73-38
 3/7 vs. UALR^ L 56-65
 # - Global Sports Hoops Showcase - Auburn, Ala.
 ^ - SBC Championships, Hot Springs, Ark.
 * - Sun Belt Conference Game

2011-12: 27-7 (14-2 Sun Belt)

Coach: Kermit Davis
 11/11 Austin Peay W 80-71
 11/13 at Loyola Marymount W 58-51
 11/15 at UCLA+ W 86-66
 11/19 UNC-Greensboro# W 82-60
 11/20 Belmont# L 87-84
 11/22 Cumberland. W 88-48
 11/26 at Austin Peay. W 90-70
 12/1 at Tennessee State W 77-62
 12/4 Akron W 77-53
 12/7 at UAB L 66-56
 12/10 UT-Martin W 78-62
 12/13 Belmont. W 65-62
 12/21 vs Mississippi W 68-56
 12/29 FIU* W 71-66
 12/31 South Alabama* W 68-52
 1/5 at Troy* W 63-53
 1/7 Louisiana* W 65-53
 1/12 at FIU* W 70-59
 1/14 at Florida Atlantic* W 67-54
 1/19 Arkansas State* W 59-46
 1/21 at South Alabama* W 68-47
 1/26 Troy* W 71-58
 1/28 at Vanderbilt L 84-77
 2/2 at North Texas* W 68-66
 2/4 at Denver* L 75-60
 2/9 WKU* W 72-64
 2/11 UALR* W 68-60
 2/18 Florida Atlantic* W 72-59
 2/23 at ULM* W 94-61
 2/25 at WKU* L 73-67
 3/4 vs Arkansas State^ L 64-61
 3/13 Marshall& W 86-78
 3/19 at Tennessee& W 71-64
 3/21 Minnesota& L 78-72
 + - EA SPORTS Maui Invitational Opening Game
 # - EA SPORTS Maui Invitational Regional Game
 * - Sun Belt Conference Game

^ - SBC Championships - Hot Springs, Ark.
 & - National Invitation Tournament (NIT)

2012-13: 28-6 (19-1 Sun Belt)

Coach: Kermit Davis
 11/9 Alabama State. W 97-53
 11/13 at Savannah State W 58-55
 11/18 vs No. 10/10 Florida L 45-66
 11/20 at UCF. W 75-61
 11/24 Texas Southern W 79-52
 11/29 at Louisiana W 72-58
 12/2 at Akron. L 77-82 (OT)
 12/5 UAB W 84-64
 12/8 Ole Miss. W 65-62
 12/13 at Belmont L 49-64
 12/18 Tennessee State W 77-48
 12/21 at Vanderbilt W 56-52
 12/29 FIU* W 69-52
 12/31 North Texas* W 75-57
 1/3 at Arkansas State* L 60-66 (OT)
 1/5 at South Alabama* W 60-56
 1/10 Florida Atlantic* W 62-52
 1/12 at ULM* W 66-57
 1/17 UALR* W 82-50
 1/19 Louisiana* W 82-60
 1/24 at North Texas* W 72-64
 1/26 WKU* W 72-53
 1/31 at FIU* W 66-64
 2/2 at Florida Atlantic* W 73-56
 2/7 Arkansas State* W 73-60
 2/9 Troy* W 93-41
 2/16 at UALR* W 66-61
 2/21 South Alabama* W 85-50
 2/23 ULM* W 87-46
 2/28 at Troy* W 66-56
 3/2 at WKU* W 70-62
 3/9 vs Louisiana^ W 81-66
 3/10 vs FIU^ L 57-61
 3/19 vs Saint Mary's& L 54-67
 * - Sun Belt Conference Game
 ^ - SBC Championships - Hot Springs, Ark.
 & - NCAA Tournament (NCAA First Four)

2013-14: 24-9 (13-3 C-USA)

Coach: Kermit Davis
 11/10 Southern^ W 78-75
 11/13 North Florida^ W 77-70
 11/16 Akron W 80-73
 11/18 UALR^ W 76-79
 11/21 at No. 16/14 Florida^ L 59-79
 11/26 at Murray State W 80-62
 11/30 South Alabama W 65-55
 12/3 Belmont. L 58-70
 12/9 Fisk W 115-65
 12/14 at Ole Miss L 63-72
 12/17 Tennessee Temple W 102-52
 12/21 at Cincinnati. L 48-69

CONFERENCE CHAMPIONSHIPS REGULAR SEASON

- 1975 (OVC)
- 1978 (OVC)*
- 1986 (OVC)*
- 1987 (OVC)
- 1989 (OVC)*
- 2010 (SBC)*
- 2012 (SBC)
- 2013 (SBC)
- 2014 (C-USA)*

* - co-championship

CONFERENCE CHAMPIONSHIPS TOURNAMENT

- 1975 (OVC)
- 1977 (OVC)
- 1982 (OVC)
- 1985 (OVC)
- 1989 (OVC)
- 2016 (C-USA)

NCAA TOURNAMENT APPEARANCES

- 1975
- 1977
- 1982
- 1985
- 1987
- 1989
- 2013
- 2016

NIT APPEARANCES

- 1986
- 1988
- 2012

CIT APPEARANCES

- 2010
- 2015



YEAR-BY-YEAR RESULTS

12/29 vs. Maine# L, 85-89 (OT)
 12/30 vs. Grand Canyon# W, 79-56
 1/7 at Tennessee State W, 74-66
 1/11 UAB* W, 89-84 (OT)
 1/16 UTEP* L, 54-63
 1/18 UTSA* W, 80-58
 1/23 at Tulsa* L, 53-58
 1/25 at North Texas* W, 70-63
 1/30 East Carolina* W, 84-67
 2/1 Old Dominion* W, 64-48
 2/6 at Florida Atlantic* W, 67-63
 2/8 at FIU* W, 70-68
 2/13 Tulane* W, 71-44
 2/15 Southern Miss* W, 81-64
 2/20 at Charlotte* W, 71-49
 2/22 at Marshall* W, 56-53
 2/27 at LA Tech* L, 39-55
 3/1 Rice* W, 65-41
 3/6 at UAB* W, 62-48
 3/13 vs. Old Dominion\$ W, 62-48
 3/14 vs. Tulsa\$ L, 69-76
 ^ - Global Sports Exempt Tournament
 # - Dr. Pepper Classic (Chattanooga, Tenn.)
 * - Conference USA Game
 \$ - C-USA Championship (El Paso, Texas)

2014-15: 19-17 (9-9 C-USA)

Coach: Kermit Davis

11/14 Ohio Valley W, 77-60
 11/18 Murray State L, 49-68
 11/22 Southern^ W, 66-48
 11/25 Northern Arizona^ W, 65-53
 11/28 vs. Cincinnati^ L, 51-69
 11/29 vs. No. 23 Creighton^ L, 47-57
 12/2 at Belmont L, 59-63
 12/6 at South Alabama W, 68-67 (OT)
 12/13 at Akron W, 62-61
 12/16 at Oklahoma State L, 44-68
 12/19 Chattanooga W, 68-58
 12/21 Tennessee State W, 65-47
 12/29 at Auburn L, 48-64
 1/4 UAB* L, 49-54
 1/8 FIU* W, 65-52
 1/10 Florida Atlantic* W, 82-58
 1/15 at Southern Miss* W, 62-61
 1/17 at La Tech* L, 68-75
 1/22 Old Dominion* W, 68-58 (OT)
 1/24 Charlotte* W, 72-69
 1/29 at UTSA* L, 58-69
 1/31 at UTEP* L, 70-83
 2/5 Southern Miss* W, 61-51
 2/7 LA Tech* L, 62-73
 2/12 at Rice* L, 68-71 (2OT)
 2/14 at North Texas* L, 56-57
 2/19 Marshall* W, 90-51
 2/22 WKU* W, 68-66
 2/28 at UAB* L, 95-100 (3OT)
 3/5 at FIU* L, 54-59
 3/6 at Florida Atlantic* W, 77-54
 3/11 vs. Charlotte\$ W, 63-60
 3/12 vs. Old Dominion\$ W, 59-52
 3/13 vs. UTEP\$ W, 53-50
 3/14 vs. UAB\$ L, 60-73
 3/18 Kent State& L, 56-68
 ^ - Emerald Coast Classic
 * - Conference USA Game
 \$ - C-USA Championship (Birmingham, Ala.)
 & - CollegInsider.com Tournament

2015-16: 25-10 (13-5 C-USA)

Coach: Kermit Davis

11/17 at Murray State L, 65-76
 11/21 at Tennessee State W, 69-66
 11/26 at Alaska-Anchorage\$ W, 75-72
 11/27 vs. UNC Asheville\$ W, 63-61
 11/28 vs. Toledo\$ W, 78-70
 12/2 VCU L, 56-62
 12/5 South Alabama W, 68-55
 12/12 Auburn& W, 88-81 (OT)
 12/17 Belmont W, 83-62
 12/22 at Georgia State L, 62-64
 12/27 vs. South Dakota State^ L, 61-65
 12/30 Trevecca W, 82-67
 1/3 at UAB* L, 67-78
 1/7 UTEP* W, 78-72
 1/9 UTSA* W, 79-71
 1/14 at Charlotte* W, 73-72
 1/16 at Old Dominion* W, 64-61
 1/21 North Texas* W, 86-64
 1/23 Rice* W, 87-73
 1/28 at Marshall* L, 66-82

1/30 at WKU* W, 66-64
 2/4 Florida Atlantic* W, 85-73
 2/6 FIU* W, 67-66
 2/11 at LA Tech* L, 63-73
 2/13 at Southern Miss* W, 76-54
 2/21 UAB* L, 67-77
 2/25 WKU* L, 72-78
 2/27 Marshall* W, 83-74
 3/3 at Florida Atlantic* W, 76-59
 3/5 at FIU* W, 61-58
 3/10 vs. Charlotte# W, 79-61
 3/11 vs. Marshall# W, 99-90
 3/12 vs. Old Dominion# W, 55-53
 3/18 vs. Michigan State! W, 90-81
 3/20 vs. Syracuse! L, 50-75
 \$ - Great Alaska Shootout (Anchorage, Ak.)
 & - Bridgestone Arena (Nashville, Tenn.)
 ^ - The Pentagon (Sioux Falls, S.D.)
 * - Conference USA Game
 # - C-USA Tournament (Birmingham, Ala.)
 ! - NCAA Tournament (St. Louis, Mo.)

ALL-TIME RECORD VS. OPPONENT



Opponent	First Met	Last Met	W-L	Opponent	First Met	Last Met	W-L	Opponent	First Met	Last Met	W-L
Abilene Christian	1958-59	1958-59	0-1	Kent State	2014-15	2014-15	0-1	St. Francis (PA)	1969-70	1971-72	2-0
Akron	1979-80	2014-15	17-10	Kentucky	1981-82	1981-82	1-0	Saint Louis	1979-80	1979-80	1-0
Alabama	1975-76	2006-07	0-6	Kentucky Wesleyan	1956-57	1958-59	1-4	Saint Mary's	2012-13	2012-13	0-1
Alabama State	1985-86	2012-13	7-2	King College	2009-10	2009-10	1-0	Samford	1924-25	2010-11	3-1
Alaska-Anchorage	2015-16	2015-16	1-0	Lambuth	2004-05	2004-05	1-0	San Jose State	2007-08	2007-08	0-1
Alcorn State	1990-90	1990-91	2-0	Lamar	2009-10	2009-10	1-0	Savannah State	2012-13	2012-13	1-0
American Univ.-PR	1998-99	1998-99	1-0	Lehigh	1992-93	1992-93	1-0	Seton Hall	1987-88	1987-88	0-1
Appalachian State	1969-70	2007-08	1-2	Lincoln Memorial	1947-48	1986-87	8-5	Sewanee	1922-23	1975-76	20-3
Arkansas State	1947-48	2012-13	15-14	Lipscomb	1937-38	2007-08	32-19	Shorter College	1970-71	1970-71	1-0
Armstrong Atlantic State	1985-86	1986-87	2-0	Livingston State	1993-93	1992-93	1-0	SIUE	2008-09	2010-11	3-0
Army	1975-76	1975-76	1-0	LMU	2011-12	2011-12	1-0	Slippery Rock	1991-92	1991-92	1-0
Athens College	1948-49	1977-78	6-0	Louisiana	1958-59	2012-13	13-6	South Alabama	1979-80	2015-16	20-12
Auburn	2004-05	2015-16	1-3	LA Tech	1959-60	2015-16	2-11	South Carolina	1985-86	1985-86	1-0
Austin Peay	1939-40	2011-12	75-63	Louisville	1981-82	2005-06	0-2	South Carolina State	1990-91	2003-04	2-1
Belarmine	1967-68	1976-77	4-2	Loyola (Ill)	1964-65	1964-65	0-1	South Dakota State	2005-06	2015-16	2-1
Belmont	1952-53	2015-16	21-15	LSU	1991-92	1991-92	0-1	Southeast Missouri	1991-92	1999-00	7-14
Bethel	1946-47	1969-70	6-3	Lyon	1994-95	1994-95	1-0	Southeastern Louisiana	1958-59	1958-59	1-0
Birmingham-Southern	1949-50	1957-58	4-2	MacMurray	1962-63	1972-73	3-1	Southeastern Oklahoma State	1954-55	1954-55	0-1
Bluefield College	1979-80	1979-80	1-0	Maine	2013-14	2013-14	0-1	Southern	1992-93	2014-15	7-1
Boston College	1987-88	1987-88	0-1	Marist	1998-99	1999-00	1-1	Southern Illinois	1959-60	1959-60	0-1
Bryan College	2001-02	2001-02	1-0	Marshall	1975-76	2015-16	8-3	Southern Miss	1958-59	2015-16	5-1
Bryson	1922-23	1927-28	3-1	Martin College	1946-47	1947-48	4-0	Spring Hill	1946-47	1946-47	1-0
Bucknell	1977-78	1977-78	1-0	Martin Methodist	1999-00	1999-00	1-0	Stetson	1960-61	1961-62	2-0
Buffalo State	1973-74	1973-74	1-0	McNeese State	1958-59	1987-88	3-2	Sue Bennett	1996-97	1996-97	1-0
BYU-Hawaii	1985-86	1985-86	1-0	Memphis	1929-30	2007-08	15-24	Syracuse	2015-16	2015-16	1-0
Cal State Fullerton	1989-90	1989-90	0-1	Mercer	1925-26	1979-80	5-3	TCU	1993-94	1995-96	0-3
Cal Poly	1975-76	1975-76	1-0	Miami (OH)	1987-88	1987-88	1-0	Tennessee	1987-88	2011-12	2-9
Campbell	1999-00	2010-11	1-2	Michigan	1986-87	1986-87	1-0	Tennessee State	1973-74	2015-16	38-16
Carson-Newman	1927-28	1997-98	4-1	Michigan State	1977-78	2015-16	1-1	Tennessee Tech	1926-27	2003-04	58-83
Centenary	1959-60	1979-80	2-2	Midwestern	1957-58	1957-58	0-1	Tennessee Temple	1999-00	2013-14	3-0
Central Arkansas	1978-79	1978-79	1-0	Miles	1984-85	1984-85	1-0	Tennessee Wesleyan	1968-69	2007-08	10-0
Charlotte	1987-88	2015-16	5-1	Milligan	1947-48	1956-57	8-2	Texas Southern	2012-13	2012-13	1-0
Chattanooga	1931-32	2014-15	27-30	Minnesota	1985-86	2011-12	1-3	Texas Wesleyan	1973-74	1973-74	1-0
Chicago State	1988-89	1988-89	1-0	Mississippi State	1978-79	1978-79	0-1	Toledo	2004-05	2015-16	2-1
Christian Brothers	2002-03	2002-03	1-0	Mississippi Valley State	1990-91	2004-05	3-1	Transylvania	1963-64	1985-86	4-1
Cincinnati	1991-92	2014-15	0-4	Missouri	1985-86	1985-86	0-1	Trevecca	2008-09	2015-16	2-0
Clemson	1975-76	1988-89	0-5	Missouri State	2008-09	2008-09	1-0	Trinity	1982-83	1982-83	1-0
Cleveland State	1989-90	1993-94	1-3	Montana	1996-97	1996-97	1-0	Troy	1970-71	2012-13	12-7
Clinch Valley	1980-81	1980-81	1-0	Montreat	1996-97	1996-97	1-0	Truman State	1995-96	1995-96	1-0
College of Charleston	1991-92	2006-07	1-1	Morehead State	1952-53	1999-00	50-50	Tulsa	2013-14	2013-14	0-2
Colorado	1988-89	1992-93	1-1	Morris Harvey	1975-76	1975-76	1-0	Tulane	2013-14	2013-14	1-0
Coppin State	1990-91	1990-91	1-0	Murray State	1937-38	2015-16	35-103	Tusculum	1970-71	1989-90	2-0
Covenant College	2003-04	2003-04	1-0	New Mexico	1993-94	1993-94	0-1	UAB	1986-87	2015-16	3-10
Creighton	2014-15	2014-15	0-1	New Mexico State	1957-58	2004-05	3-5	UAH	1993-94	1994-95	2-0
Culver-Stockton	1976-77	1977-78	2-0	Nebraska	1973-74	1973-74	1-0	UALR	1976-77	2013-14	12-13
Cumberland	1925-26	2011-12	24-1	New Orleans	1982-83	2009-10	7-9	UC Irvine	2008-09	2008-09	1-0
Dayton	1965-66	1965-66	0-1	Nicholls State	1960-61	1960-61	1-0	UCF	1999-00	2012-13	1-2
Delaware	2004-05	2004-05	1-0	Norfolk State	2008-09	2008-09	1-0	UCLA	2011-12	2011-12	1-0
Delta State	1940-41	1941-42	0-3	North Alabama	1947-48	2008-09	13-6	UCSB	1978-79	1978-79	1-0
Denver	2000-01	2011-12	9-7	North Carolina	1984-85	1998-99	0-4	ULM	1972-73	2012-13	9-6
DePaul	1964-65	1964-65	0-1	North Carolina A&T	1995-96	2009-10	2-1	UMKC	1992-93	1993-94	1-1
Detroit	1976-77	1981-82	1-2	North Carolina Central	1978-79	1978-79	1-0	UNC Asheville	1972-73	2015-16	4-0
Dixie College	1913-14	1913-14	1-0	NC State	1998-99	1998-99	0-1	UNCG	1993-94	2011-12	2-2
East Carolina	2001-02	2013-14	1-2	North Florida	2013-14	2013-14	1-0	Union	1925-26	1966-67	9-17
Eastern Illinois	1996-97	1999-00	3-5	North Georgia	1994-95	1994-95	1-0	UNLV	1978-79	1978-79	0-1
Eastern Kentucky	1952-53	1999-00	42-61	North Texas	2000-01	2015-16	13-7	Urbana College	1977-78	1984-85	3-0
Erskine	1997-98	1998-99	2-0	Northridge	1961-62	1961-62	1-0	Utah State	2005-06	2005-06	1-1
ETSU	1949-50	1998-99	34-21	Northern Arizona	2014-15	2014-15	1-0	UTEP	2013-14	2015-16	2-2
Evansville	2010-11	2010-11	1-1	Northwestern State	1959-60	1960-61	2-0	UT Martin	1964-65	2011-12	23-10
FIU	1990-91	2015-16	27-8	Notre Dame	1986-87	1986-87	0-1	UTPA	1968-69	2001-02	2-4
Fisk	2013-14	2013-14	1-0	Oglethorpe	1967-68	1967-68	1-1	UTSA	2013-14	2015-16	2-1
Florida	2012-13	2013-14	0-2	Ohio	1958-59	2009-10	0-2	UW-Parkside	1995-96	1995-96	1-0
Florida Atlantic	2005-06	2015-16	16-4	Ohio Valley	2014-15	2014-15	1-0	Valdosta State	1976-77	1994-95	2-0
Florida State	1988-89	1988-89	1-0	Oklahoma State	2014-15	2014-15	0-1	Vanderbilt	1913-14	2012-13	5-29
Freed-Hardeman	1985-86	1955-06	2-0	Old Dominion	1986-87	2015-16	7-0	Vanderbilt Freshmen	1922-23	1922-23	2-0
Furman	2010-11	2010-11	0-1	Ole Miss	1947-48	2013-14	4-4	Villanova	2004-05	2004-05	0-1
Georgia	1983-84	1987-88	1-1	Oral Roberts	1968-69	1995-96	6-3	Virginia	1988-89	1988-89	0-1
Georgia College	1977-78	1987-88	5-0	Oregon State	1974-75	1974-75	0-1	VCU	1973-74	2015-16	3-2
Georgia Southern	1963-64	1990-91	3-2	Parsons	1964-65	1972-73	1-1	VMI	1959-60	1974-75	2-0
Georgia Southwestern	1977-78	1977-78	1-0	PBA	1975-76	1975-76	1-0	Virginia Tech	1987-88	1987-88	1-0
Georgia State	1970-71	2015-16	8-3	Peabody	1929-30	1929-30	3-0	Western Carolina	1973-74	1980-81	2-1
Grambling	1990-91	1990-91	2-0	Penn	1974-75	1974-75	0-1	Westmar	1980-81	1980-81	1-0
Grand Canyon	2013-14	2013-14	1-0	Pepperdine	1977-78	1977-78	0-1	West Texas A&M	1956-57	1957-58	2-0
Green Bay	1974-75	1974-75	1-0	Piedmont	1929-30	1929-30	1-0	West Virginia	1985-86	1985-86	1-0
Houston	2007-08	2008-09	0-2	Pikeville College	1978-79	1979-80	2-0	West Virginia State	1985-86	1985-86	0-1
Houston Baptist	2008-09	2010-11	3-1	Portland State	2004-05	2005-06	2-0	WKU	1914-15	2015-16	39-93
Howard	2009-10	2009-10	1-0	Presbyterian	1962-63	1997-98	3-0	Wright State	1988-89	1988-89	1-1
Huntingdon	1962-63	1962-63	1-0	Providence	1996-97	1996-97	1-0	Wyoming	2003-04	2003-04	1-1
Indiana State	1995-96	2006-07	2-2	Purdue	2002-03	2002-03	0-1	Xavier	1981-82	1982-83	1-1
IPFW	2001-02	2004-05	4-0	Radford	1994-95	2001-02	0-4	Youngstown State	1981-82	1987-88	9-7
IUPUI	2000-01	2002-03	2-1	Rice	2000-01	2015-16	4-2				
Jacksonville	1961-62	1961-62	1-0	Rio Grande	1975-76	1979-80	2-0				
Jacksonville State	1938-39	1941-42	2-2	Rollins	1962-63	1962-63	1-0				
Kansas	1997-98	2000-01	0-3	St. Bernard	1964-65	1964-65	1-0				
Kennesaw State	1986-87	2002-03	6-0	St. Bonaventure	1993-94	1993-94	0-1				
				St. Francis (IN)	2000-01	2000-01	1-0				



ALL-TIME RECORD VS. OPPONENT

ABILENE CHRISTIAN

Abilene Christian leads 1-0

12/08/58	L	69-81	H
----------	---	-------	---

AKRON

Middle Tennessee leads 17-10

01/12/80	W	66-55	H
02/09/80	L	71-78	A
01/10/81	W	57-50	A
02/07/81	W	90-64	A
01/07/82	W	83-62	H
02/04/82	W	65-53	A
01/10/83	L	58-63	H
02/04/83	L	76-89	A
01/21/84	W	52-50 (OT)	H
02/25/84	W	84-64	A
01/21/85	L	64-80	A
02/25/85	W	71-63	H
01/27/86	W	86-78	H
02/08/86	L	70-72	A
03/08/86	L	63-68	N
01/26/87	L	78-96	A
02/07/87	W	64-62	H
01/11/88	W	82-78	H
01/18/88	L	72-76	A
12/05/88	L	65-81	A
01/07/89	W	99-94	H
12/04/89	W	64-61	A
02/05/90	W	80-76	H
12/04/11	W	77-53	H
12/02/12	L	77-82 (OT)	A
11/16/13	W	80-73	H
12/13/14	W	62-61	A

ALABAMA

Alabama leads 6-0

12/08/75	L	62-76	A
12/05/78	L	66-89	A
11/29/82	L	58-103	A
11/24/96	L	74-77	N
11/25/02	L	65-80	A
11/17/06	L	62-71	N

ALABAMA STATE

Middle Tennessee leads 7-2

01/15/86	W	132-101	H
02/11/87	W	81-79	H
12/10/88	W	111-83	H
01/04/89	L	96-102	A
01/03/90	L	97-107	A
02/22/90	W	110-90	H
12/04/03	W	71-48	H
12/17/03	W	67-62	A
11/05/12	W	97-53	H

ALASKA-ANCHORAGE

Middle Tennessee leads 1-0

11/26/15	W	75-72	A
----------	---	-------	---

ALCORN STATE

Middle Tennessee leads 2-0

12/23/89	W	85-76	H
12/15/90	W	83-71	A

AMER. UNIV.-PUERTO RICO

Middle Tennessee leads 1-0

12/23/98	W	93-78	N
----------	---	-------	---

APPALACHIAN STATE

Appalachian State leads 2-1

12/15/69	W	53-50	H
02/01/71	L	63-74	A
11/17/07	L	79-84	H

ARKANSAS STATE

Middle Tennessee leads 15-12

1947-48	L	33-48	
1948-49	W	80-37	
02/08/88	L	71-79	A
12/22/88	W	93-92 (20T)	H
12/21/89	L	55-70	H
02/22/90	L	89-93	A
03/03/92	L	60-76	H
01/14/01	L	61-73	H
02/10/01	L	66-86	A
01/24/02	W	83-64	H
02/07/02	L	51-83	A
01/09/03	W	65-58	A
02/13/03	W	79-55	H

01/15/04	W	92-86 (OT)	H
02/19/04	W	70-69	A
01/13/05	W	70-68	A
02/17/05	W	80-60	H
01/12/06	W	77-68	H
02/16/06*	L	74-75	A
02/17/07*	L	51-54	H
02/04/08	W	89-86 (OT)	A
01/22/09	W	60-57	H
03/04/09	W	69-62	N
01/07/10	L	67-69	A
01/15/11	L	65-69	A
01/19/12	W	59-46	H
03/04/12	L	61-64	N
01/03/13	L	60-66 (OT)	A
02/07/13	W	73-60	H

* Vacated by NCAA

ARMSTRONG STATE

Middle Tennessee leads 2-0

12/14/85	W	71-74	H
11/28/86	W	92-70	A

ARMY

Middle Tennessee leads 1-0

12/20/75	W	78-71	H
----------	---	-------	---

ATHENS COLLEGE

Middle Tennessee leads 6-0

1948-49	W	55-45	H
01/02/69	W	111-86	H
02/05/70	W	89-74	H
01/03/76	W	65-63	H
12/04/76	W	97-72	H
12/01/77	W	79-68	H

AUBURN

Auburn leads 3-1

02/21/04	L	74-79	N
11/21/10	L	66-68	A
12/29/14	L	48-64	A
12/12/15	W	88-81 (OT)	H

AUSTIN PEAY

Middle Tennessee leads 75-63

1939-40	L	28-57	
1939-40	L	38-52	
1940-41	L	26-40	
1940-41	L	44-75	
1941-42	W	40-38	
1941-42	L	43-44	
1945-46	W	43-23	
1945-46	W	45-22	
1945-46	W	46-33	
1946-47	L	25-45	
1946-47	W	38-31	
1946-47	L	46-64	
1947-48	L	37-42	
1947-48	W	52-43	
1948-49	W	48-41	
1948-49	L	51-58	
1950-51	L	65-76	
1950-51	L	58-71	
1951-52	L	49-59	
1951-52	W	62-44	
1951-52	W	63-46	
1952-53	W	77-73	
1952-53	W	92-59	
1953-54	W	60-55	
1953-54	W	81-70	
1954-55	W	79-69	
1954-55	W	78-65	
1955-56	W	72-63	
1955-56	L	81-85	
1955-56	L	65-96	
01/14/57	L	60-65	H
02/16/57	L	76-88	A
02/22/57	W	68-65	N
12/13/57	W	78-74 (OT)	A
02/13/58	L	78-93	H
01/10/59	W	95-86	H
02/12/59	L	83-91	A
01/11/60	W	71-60	H
02/15/60	L	78-88	A
12/15/60	W	83-79 (OT)	H
01/23/61	L	81-89	A
01/08/62	L	77-81	A
01/13/62	W	75-68	H
12/06/62	L	66-69	H

01/10/63	L	60-83	A
12/16/63	W	91-69	H
01/16/64	L	65-73	A
01/04/65	W	82-77	A
01/23/65	W	125-95	H
02/05/66	W	86-85	H
02/26/66	L	91-97	A
12/19/66	W	71-70	N
01/28/67	L	66-82	H
02/25/67	W	78-72	A
01/27/68	W	97-92	A
02/24/68	W	96-78	H
01/25/69	W	97-79	H
03/01/69	W	89-83	A
01/24/70	W	96-87	H
02/28/70	W	85-69	A
01/23/71	L	70-71	A
02/27/71	L	75-81	H
01/31/72	W	54-50	A
02/26/72	L	74-84	H
01/27/73	L	73-93	A
02/26/73	W	87-86	H
01/26/74	W	90-87 (OT)	H
02/25/74	L	66-91	A
01/27/75	W	101-70	H
02/22/75	L	65-70	A
03/08/75	W	89-75	H
01/31/76	L	55-61	A
02/09/76	L	77-79	H
01/24/77	L	62-63	H
02/19/77	L	61-67	A
03/05/77	W	77-65	A
01/21/78	L	62-64	H
02/20/78	L	72-80	A
03/02/78	L	61-66	N
01/14/79	W	74-58	A
02/19/79	W	58-56 (OT)	H
01/17/80	W	78-68	H
02/16/80	L	63-75	A
01/15/81	W	62-61	A
02/14/81	L	77-81	H
11/28/81	W	54-51	N
01/23/81	W	64-52	H
02/20/81	W	67-56	A
11/27/82	W	87-82	H
01/28/83	W	81-68	H
02/26/83	L	60-74	A
12/17/83	W	71-60	A
01/26/84	L	58-67	H
02/09/84	L	57-66	A
01/26/85	W	84-68	A
02/09/85	W	61-60	H
01/13/86	W	61-57	H
02/15/86	L	66-72	A
01/12/87	W	94-87	A
02/14/87	L	73-76	H
03/06/87	L	83-87	H
01/25/88	W	74-67	H
02/27/88	W	73-70	A
03/11/88	L	82-94	N
01/28/89	W	95-84	A
02/13/89	W	111-105 (OT)	H
03/09/89	W	82-79	N
01/22/90	L	62-67	H
02/17/90	W	100-78	A
01/12/91	L	72-80	H
02/25/91	W	94-90	A
03/02/91	W	87-83	A
01/13/92	W	84-71	H
02/22/92	L	73-75	A
01/27/93	W	73-55	H
02/25/93	L	51-57	A
01/12/94	W	78-69	H
02/22/94	L	65-87	A
01/07/95	W	77-74	A
02/20/95	L	57-67	H
01/06/96	W	88-69	H
02/03/96	W	75-66	A
01/23/97	L	74-82	A
02/06/97	W	68-65	H
01/15/98	W	63-38	H
02/12/98	L	69-73 (OT)	A
01/16/99	L	70-71	A
02/13/99	W	87-81	H
01/20/00	L	63-74	H
02/17/00	L	74-84	A
12/21/02	L	71-79 (OT)	A
12/23/03	W	70-56	H
12/30/04	W	74-70	A

12/28/05	L	67-83	H
12/20/06	L	63-64 (OT)	A
12/29/07	L	75-78	H
11/11/11	W	80-71	H
11/26/11	W	90-70	A

BELLARMIINE

Middle Tennessee leads 4-2

12/12/67	W	87-72	H
12/09/68	L	79-80	A
12/13/69	L	75-79	H
02/03/71	W	79-75	A
01/08/73	W	74-68	H
12/21/76	W	75-70	A

BELMONT

Middle Tennessee leads 21-15

1953-54	W	74-68	
1954-55	W	109-99	N
1954-55	W	77-69	A
1955-56	W	83-51	H
1955-56	W	99-94	A
1955-56	L	88-92	N
12/10/56	L	56-66	H
01/19/57	L	69-78	A
02/17/66	L	80-99	A
01/15/67	W	81-58	H
12/16/67	W	77-68	A
12/14/68	W	87-52	H
12/08/69	W	89-71	A
12/06/71	W	88-70	H
12/07/85	W	100-71	H
12/13/90	W	73-55	H
12/16/96	W	94-76	H
11/20/97	W	58-38	N
12/12/98	L	72-79	H
02/01/99	L	75-79	A
01/13/00	W	84-73	H
11/26/01	L	59-65	A
11/29/04	W	66-	



BRYSON

Middle Tennessee leads 3-1

1922-23	L	17-19	
1922-23	W	24-18	
1927-28	W	24-23	
1927-28	W	34-32	

BUCKNELL

Middle Tennessee leads 1-0

12/29/77	W	77-65	N
----------	---	-------	---

BUFFALO STATE

Middle Tennessee leads 1-0

01/19/74	W	104-69	H
----------	---	--------	---

BYU-HAWAII

Middle Tennessee leads 1-0

11/22/85	W	95-81	N
----------	---	-------	---

CAL POLY

Middle Tennessee leads 1-0

12/29/75	W	69-64	H
----------	---	-------	---

CAMPBELL

Campbell leads 2-1

12/30/99	L	66-73	A
12/18/00	W	78-73	H
11/19/10	L	90-97	N

CARSON-NEWMAN

Middle Tennessee leads 4-1

1927-28	W	27-26	
1940-41	W	47-19	
12/18/68	W	78-70	H
12/17/69	L	72-78	A
12/18/97	W	70-54	H

CENTENARY

Series tied 2-2

12/14/59	W	67-65	A
12/30/60	L	67-76 (OT)	N
01/29/62	W	64-63	H
01/03/80	L	54-58	A

CENTRAL ARKANSAS

Middle Tennessee leads 1-0

12/20/78	W	87-78	H
----------	---	-------	---

CHARLOTTE

Middle Tennessee leads 5-1

12/18/87	L	63-78	N
02/20/14	W	71-49	A
01/24/15	W	72-69	H
03/11/15	W	63-60	N
01/14/16	W	73-72	A
03/10/16	W	79-61	N

CHATTANOOGA

Chattanooga leads 30-27

1931-32	W	26-21	
1931-32	L	25-43	
1933-34	L	23-38	
1933-34	W	53-42	
1934-35	L	29-43	
1934-35	L	29-48	
1935-36	W	34-20	
1935-36	W	42-30	
1936-37	L	25-31	
1939-40	L	29-33	
1939-40	W	39-36	
1940-41	L	21-23	
1940-41	W	40-22	
1941-42	W	35-31	
1941-42	W	38-18	
1949-50	L	57-61	
1950-51	L	51-60	
1950-51	W	64-62	
1952-53	L	71-93	
1952-53	W	79-70	
01/29/63	L	69-78	A
02/25/63	W	77-66	H
01/18/64	L	71-86	A
02/03/64	W	81-73	H
01/14/65	L	68-91	H
02/20/65	L	77-101	A
12/14/65	L	71-74	H
02/07/66	L	100-101	A
12/12/66	L	105-107 (OT)	H
02/06/67	L	87-106	A

12/14/67	W	88-66	A
02/08/68	W	78-70	H
02/27/69	W	96-83	A
01/15/70	W	79-68	H
01/28/71	L	68-70	H
02/18/71	L	82-86	A
01/27/72	W	65-63	H
02/14/72	W	75-57	A
01/31/73	W	81-78	A
02/15/73	L	75-83	H
01/07/74	W	85-74	H
02/04/74	L	94-96	A
01/07/76	L	72-83	H
12/18/76	L	73-75 (OT)	H
01/31/77	L	90-101	A
12/01/80	W	73-67	H
02/21/81	L	70-72	A
11/27/81	L	54-62	N
12/16/83	L	49-62	N
12/01/84	L	69-71	H
12/12/87	W	92-76	H
12/17/88	W	88-87	A
12/14/96	W	83-73	H
11/24/97	W	87-68	A
12/29/03	L	61-66	N
11/29/05	W	81-71	H
12/19/14	W	68-58	H

CHICAGO STATE

Middle Tennessee leads 1-0

12/29/88	W	85-71	N
----------	---	-------	---

CHRISTIAN BROTHERS

Middle Tennessee leads 1-0

12/18/02	W	74-57	H
----------	---	-------	---

CINCINNATI

Cincinnati leads 4-0

01/06/92	L	70-79	A
12/20/03	L	54-89	A
12/21/13	L	48-69	A
11/28/14	L	51-69	N

CLEMSON

Clemson leads 5-0

12/19/75	L	46-82	N
12/01/79	L	61-94	H
12/15/84	L	75-81	A
03/13/86	L	81-99	N
12/27/88	L	77-81	H

CLEVELAND STATE

Cleveland State leads 3-1

12/18/89	L	65-67 (OT)	H
01/06/90	L	69-76	A
12/23/92	W	77-69	H
12/21/93	L	59-67	A

CLINCH VALLEY

Middle Tennessee leads 1-0

12/18/80	W	73-61	H
----------	---	-------	---

COLLEGE OF CHARLESTON

Series tied 1-1

03/29/92	W	70-68	A
11/18/06	L	56-64	N

COLORADO

Series tied 1-1

12/30/88	W	107-105 (OT)	N
12/05/92	L	57-97	N

COPPIN STATE

Middle Tennessee leads 1-0

12/28/90	W	73-67	N
----------	---	-------	---

COVENANT COLLEGE

Middle Tennessee leads 1-0

11/24/03	W	86-53	H
----------	---	-------	---

CREIGHTON

Creighton leads 1-0

11/29/14	L	47-57	A
----------	---	-------	---

CULVER-STOCKTON

Middle Tennessee leads 2-0

01/05/77	W	79-55	H
01/02/78	W	81-34	H

CUMBERLAND

Middle Tennessee leads 24-1

1925-26	W	40-23	
1927-28	W	39-36	
1929-30	W	42-24	
1932-33	W	R.I.	
1937-38	W	39-37	
1937-38	W	48-41	
1939-40	L	34-37	
1939-40	W	40-38	
1946-47	W	65-41	
1946-47	W	52-39	
1947-48	W	45-30	
1947-48	W	65-49	N
1948-49	W	86-55	
1948-49	W	68-66	
1949-50	W	77-30	
1949-50	W	61-25	
1950-51	W	48-44	
1950-51	W	82-51	
01/05/85	W	79-55	H
12/11/86	W	106-76	H
12/02/87	W	127-57	H
12/13/06	W	60-47	H
11/1/08	W	81-70	H
11/27/09	W	87-54	H
11/22/11	W	88-48	H

DAYTON

Dayton leads 1-0

12/11/65	L	63-90	A
----------	---	-------	---

DELAWARE

Middle Tennessee leads 1-0

12/22/04	W	73-69 (OT)	N
----------	---	------------	---

DELTA STATE

Delta State leads 3-0

1940-41	L	35-57	
1940-41	L	36-62	
1941-42	L	30-34	

DENVER

Middle Tennessee leads 9-7

01/18/01	L	57-59	H
02/16/02	W	62-47	H
01/08/03	W	80-68	A
03/10/03	W	83-59	N
02/14/04	W	65-48	H
02/12/05	L	71-83	A
02/11/06	L	62-72	H
03/05/06	L	57-58	H
02/01/07	W	75-49	H
01/05/08	W	68-50	H
02/21/08	W	65-58	A
02/05/09	L	51-63	A
02/11/10	W	57-50	H
03/07/10	L	58-73	N
01/22/11	W	59-49	H
02/04/12	L	60-75	A

DEPAUL

DePaul leads 1-0

12/12/64	L	68-89	A
----------	---	-------	---

DETROIT

Detroit leads 2-1

03/13/77	L	76-93	N
02/09/81	L	60-75	A
12/30/81	W	64-62 (OT)	H

DIXIE COLLEGE

Middle Tennessee leads 1-0

1913-14	W	27-13	
---------	---	-------	--

EAST CAROLINA

East Carolina leads 2-1

12/20/01	L	71-81	A
11/22/02	L	63-65	H
01/30/14	W	84-67	H

EASTERN ILLINOIS

Eastern Illinois leads 5-3

01/20/97	W	83-72	H
02/15/97	W	77-55	A
01/08/98	L	74-85	A
02/05/98	W	67-65	H
01/09/99	L	73-75	H
02/06/99	L	67-72	A

12/02/99	L	72-76	H
01/18/00	L	63-69	A

EASTERN KENTUCKY

Eastern Kentucky leads 61-42

1952-53	L	67-73	
1952-53	L	63-101	
1953-54	W	60-59	
1953-54	L	79-83	
1953-54	L	69-95	
1954-55	L	84-108	
1954-55	L	69-109	
1955-56	L	69-82	
1955-56	L	75-88	
01/07/57	L	62-63	H
02/18/57	L	104-109	A
01/20/58	W	77-76	H
02/10/58	L	67-72	A
01/15/59	L	66-93	A
02/02/59	L	64-80	H
01/14/60	L	69-88	H
01/30/60	L	72-100	A
01/14/61	L	63-90	A
01/26/61	L	57-67	H
01/29/62	L	56-64	H
02/21/62	L	69-113	A
02/02/63	L	81-116	A
02/20/63	W	78-71 (OT)	H
02/13/64	W	83-73	H
02/21/64	L	86-97	A
01/11/65	L	69-99	A
02/26/65	L	83-95	H
01/10/66	L	80-98	H
02/12/66	L	66-70	A
01/16/67	W	78-74	H
02/18/67	L	73-93	A
01/15/68			



ALL-TIME RECORD VS. OPPONENT

01/27/92	W	73-68	H
02/08/92	L	79-86	A
01/11/93	L	65-80	H
02/22/93	L	46-66	A
01/22/94	L	72-88	A
02/28/94	W	82-75	H
01/21/95	W	72-68	H
02/27/95	W	82-78(OT)	A
01/22/96	L	64-70	A
02/17/96	W	74-70	H
01/04/97	L	77-79	A
02/03/97	W	91-58	H
01/22/98	W	96-89	A
02/19/98	L	54-55	H
02/24/98	W	61-49	N
01/23/99	W	82-67	H
02/20/99	W	72-65	A
01/06/00	L	83-85	A
02/03/00	W	94-71	H

ERSKINE

Middle Tennessee leads 2-0

12/22/97	W	74-70	H
11/21/98	W	83-59	H

ETSU

Middle Tennessee leads 34-21

1949-50	W	63-57	
1951-52	L	65-70	
1951-52	W	66-64	
1951-52	W	52-46	N
1952-53	L	62-82	
1952-53	L	64-73	
1954-55	L	79-82	
1955-56	L	73-84	
1955-56	W	80-57	N
01/21/57	W	61-55	H
02/09/57	W	79-61	A
02/23/57	W	83-74	N
02/01/58	W	62-57	H
02/22/58	W	72-59	A
01/09/59	L	66-68	H
01/09/60	W	80-76	H
02/22/60	L	106-123	A
01/07/61	W	100-90	A
02/20/61	W	83-73	H
01/06/62	W	58-55(OT)	H
02/13/62	L	70-78	A
01/05/63	W	59-57	A
01/25/63	L	57-80	H
01/11/64	W	59-54	A
02/05/64	L	70-88	H
01/25/65	W	100-99	H
1964-65	L	74-106	A
01/22/66	W	74-72	A
02/19/66	W	102-96	H
12/20/66	L	72-86	H
01/07/67	W	45-43	A
02/13/67	L	68-69	H
01/06/68	W	72-63	H
02/12/68	L	74-100	A
01/06/69	L	84-91	A
02/17/69	W	82-78	H
01/03/70	L	51-54	H
02/16/70	W	66-64	A
01/04/71	L	72-80	A
02/13/71	W	72-71	H
01/15/72	W	74-68	A
01/15/73	W	71-68	A
02/10/73	W	71-58	H
01/14/74	W	82-63	H
02/09/74	L	76-80	A
01/11/75	W	80-74	A
02/10/75	W	85-81	H
01/19/76	W	79-60	H
02/14/76	L	74-88	A
01/08/77	W	52-51	A
02/07/77	W	78-67	H
01/16/78	W	68-61	H
02/13/78	W	62-53	A
11/16/98	L	59-64	H
11/28/98	L	64-80	A

EVANSVILLE

Series tied 1-1

11/24/10	W	82-70	H
12/18/10	L	79-81	A

FISK

Middle Tennessee leads 1-0

12/09/13	W	115-65	H
----------	---	--------	---

FIU

Middle Tennessee leads 27-8

01/07/91	W	86-72	H
02/02/91	W	94-77	A
01/11/01	L	59-61	H
02/03/01	L	61-66	A
01/05/02	L	60-67	A
02/02/02	W	71-69	H
02/01/03	W	60-58	H
02/22/03	W	80-70	A
02/07/04	W	54-53	A
03/01/04	W	60-42	H
02/05/05	W	82-69	H
02/28/05	W	91-81	A
02/04/06	W	66-64	A
02/27/06	W	82-58	H
12/31/06	W	60-46	A
02/15/07	L	67-69	H
12/18/07	W	72-63	H
02/09/08	L	60-66	A
01/10/09	W	68-63	H
02/26/09	W	71-66	A
01/14/10	L	58-65	H
02/25/10	W	74-71	A
01/29/11	W	79-70	A
02/12/11	W	80-68	H
03/06/11	W	73-38	N
12/29/11	W	71-66	H
01/12/12	W	70-59	A
12/29/12	W	69-52	H
01/31/13	W	66-64	A
03/10/13	L	57-61	N
02/08/14	W	70-68	A
01/08/15	W	65-52	H
03/05/15	L	54-59	A
02/06/16	W	67-66	H
03/05/16	W	61-58	A

FLORIDA ATLANTIC

Middle Tennessee leads 16-4

12/21/05	W	90-76	N
01/10/07	W	72-68	A
02/24/07	W	79-59	H
01/09/08	W	61-57	H
02/23/08	L	67-75	A
01/08/09	W	59-57	H
02/21/09	W	74-68	H
01/16/10	L	60-61	H
02/27/10	W	66-57	A
01/13/11	L	61-71	H
01/27/11	L	51-62	A
01/14/12	W	67-54	A
02/18/12	W	72-59	H
01/10/13	W	62-52	H
02/02/13	W	73-56	A
02/06/14	W	67-63	A
01/10/15	W	82-58	H
03/07/15	W	77-54	A
02/04/16	W	85-73	H
03/03/16	W	76-59	A

FLORIDA

Florida leads 2-0

11/18/12	L	45-66	N
11/21/13	L	59-79	A

FLORIDA STATE

Middle Tennessee leads 1-0

03/16/89	W	97-83	N
----------	---	-------	---

FREED-HARDEMAN

Middle Tennessee leads 2-0

01/02/86	W	118-53	H
12/18/06	W	92-48	H

FULLERTON

Cal-State Fullerton leads 1-0

12/29/89	L	69-77	N
----------	---	-------	---

FURMAN

Furman leads 1-0

12/12/10	L	61-76	H
----------	---	-------	---

GEORGIA

Series tied 1-1

11/25/83	L	67-83	H
03/22/88	W	69-59	N

GEORGIA COLLEGE

Middle Tennessee leads 5-0

12/05/77	W	92-54	H
12/02/78	W	74-54	H
01/02/84	W	82-53	H
11/23/84	W	65-63(OT)	H
12/10/87	W	79-73	H

GEORGIA SOUTHERN

Middle Tennessee leads 3-2

12/19/63	W	88-83	H
01/17/84	L	54-55	H
01/30/85	L	64-72	A
12/01/90	W	80-77	A
12/20/90	W	80-76(OT)	H

GEORGIA SOUTHWESTERN

Middle Tennessee leads 1-0

12/09/77	W	79-58	H
----------	---	-------	---

GEORGIA STATE

Middle Tennessee leads 8-3

01/25/71	W	72-61	A
02/07/72	W	98-59	H
01/17/73	L	62-67	A
12/22/80	W	74-58	A
12/17/81	W	62-49	H
02/01/83	L	60-73	H
02/23/83	W	76-69	A
11/26/83	W	70-58	N
12/21/83	W	66-57	A
02/04/84	W	84-61	H
12/22/16	L	62-64	A

GRAMBLING

Middle Tennessee leads 2-0

12/04/90	W	96-87	H
02/06/91	W	114-85	A

GRAND CANYON

Middle Tennessee leads 1-0

12/30/13	W	79-56	N
----------	---	-------	---

GREEN BAY

Middle Tennessee leads 1-0

12/05/74	W	73-57	H
----------	---	-------	---

HOUSTON

Houston leads 2-0

12/01/07	L	68-83	A
12/02/08	L	67-70	H

HOUSTON BAPTIST

Middle Tennessee leads 3-1

11/16/08	W	80-63	H
02/07/09	W	89-77	A
02/13/10	W	109-79	H
02/22/11	L	68-70	A

HOWARD

Middle Tennessee leads 1-0

12/22/10	L	51-69	H
----------	---	-------	---

HUNTINGDON

Middle Tennessee leads 1-0

01/19/63	W	79-74	H
----------	---	-------	---

INDIANA STATE

Series tied 2-2

11/25/95	W	81-78	H
12/19/96	L	66-92	A
11/26/05	L	79-85(OT)	A
11/30/06	W	65-58	H

IPFW

Middle Tennessee leads 4-0

01/31/02	W	90-80	A
01/28/03	W	71-52	H
01/06/04	W	72-65	H
01/05/05	W	66-61	A

IUPUI

Middle Tennessee leads 2-1

12/02/00	L	70-78	A
----------	---	-------	---

11/21/01	W	76-72	H
12/07/02	W	64-60	H

JACKSONVILLE STATE

Series tied 2-2

1938-39	L	45-62	
1939-40	L	5-34	
1940-41	W	37-31	
1941-42	W	35-30	

JACKSONVILLE UNIVERSITY

Middle Tennessee leads 1-0

12/14/61	W	59-54	
----------	---	-------	--

KANSAS

Kansas leads 3-0

12/13/97	L	68-103	A
12/05/99	L	77-97	H
11/27/00	L	66-92	A

KENNESAW STATE

Middle Tennessee leads 6-0

01/08/87	W	98-70	H
01/02/88	W	103-71	H
11/28/88	W	93-56	H
12/16/89	W	75-62	H
11/26/90	W	97-77	H
12/27/02	W	66-62	H

KENT STATE

Kent State leads 1-0

03/18/15	L	56-68	H
----------	---	-------	---

KENTUCKY

Middle Tennessee leads 1-0

03/11/82	W	50-44	N
----------	---	-------	---

KENTUCKY WESLEYAN

Kentucky Wesleyan leads 4-1

01/05/57	L	58-65	A
12/09/57	L	69-79	H
12/13/58	L	70-77	N
12/30/58	W	78-72	H
02/21/59	L	73-84	A

LAMAR

M



1947-48	W	66-53	
1947-48	L	36-43	
1947-48	L	42-58	N
1948-49	L	50-56	
1948-49	W	48-34	
1948-49	L	55-59	N
1949-50	L	41-46	
1949-50	W	44-40	
1949-50	W	61-56	
1950-51	L	50-73	
1950-51	L	38-88	
1951-52	W	57-44	
1951-52	L	53-65	
1952-53	L	60-61	
1952-53	W	69-57	
1952-53	L	75-85	
1953-54	W	83-70	
1953-54	W	73-66	N
1954-55	L	75-90	
1954-55	W	79-68	
1955-56	W	88-66	
1955-56	L	75-76 (OT)	
1955-56	W	75-69	N
02/02/57	W	75-73 (OT)	A
02/14/57	W	75-43	H
01/07/58	W	68-61	H
01/28/58	W	77-65	H
12/02/58	W	79-52	A
01/05/59	L	82-84	H
12/01/59	W	109-73	H
01/23/60	W	96-78	A
01/12/61	L	66-68 (OT)	A
02/18/61	W	94-74	H
12/30/74	W	82-50	H
12/30/78	W	91-72	H
11/25/91	W	79-66	H
11/16/07	W	68-62	H

LIVINGSTON STATE
Middle Tennessee leads 1-0

1952-53	W	88-74	H
---------	---	-------	---

LOUISIANA
Middle Tennessee leads 13-6

01/23/59	W	85-79	A
12/05/59	W	81-72	H
02/17/01	L	57-85	A
01/12/02	W	69-64	H
01/25/03	L	65-71	A
01/31/04	L	64-74	H
03/08/04	L	66-70	N
01/29/05	L	44-54	A
03/06/05	L	57-71	N
01/28/06	W	73-59	H
01/27/07	W	71-59	H
01/31/08	W	57-51	A
01/29/09	W	83-76	H
01/02/10	W	68-58	H
01/08/11	W(OT)	73-64	A
01/07/12	W	65-53	H
11/29/12	W	72-58	A
01/19/13	W	82-60	H
03/09/13	W	81-66	N

LSU
LSU leads 1-0

11/27/91	L	65-96	A
----------	---	-------	---

LA TECH
Louisiana Tech leads 11-2

12/12/59	L	63-81	A
12/15/87	L	63-64	H
01/07/88	L	67-72	A
12/20/88	W	91-87	H
01/12/89	L	71-72	A
12/09/89	L	77-98	A
01/11/90	W	84-75	H
01/25/01	L	55-75	A
02/15/01	L	53-68	H
02/27/14	L	39-55	A
01/17/15	L	68-75	A
02/07/15	L	62-73	H
/02/11/16	L	63-73	A

LOUISVILLE
Louisville leads 2-0

03/13/82	L	56-81	N
12/20/05	L	68-76	A

LOYOLA (IL)
Loyola leads 1-0

12/14/64	L	85-117	A
----------	---	--------	---

LOYOLA MARYMOUNT
Middle Tennessee leads 1-0

11/13/11	W	58-51	A
----------	---	-------	---

LYON
Middle Tennessee leads 1-0

12/03/94	W	75-68	H
----------	---	-------	---

MACMURRAY
Middle Tennessee leads 3-1

01/03/63	L	68-77	H
01/02/64	W	98-84	H
12/04/71	W	77-74	A
01/10/73	W	113-75	H

MAINE
Maine leads 1-0

12/29/13	L	85-89 (OT)	N
----------	---	------------	---

MARIST
Series tied 1-1

11/24/98	L	61-65	A
11/27/99	W	76-55	H

MARSHALL
Middle Tennessee leads 8-3

02/25/76	W	99-82	A
02/02/77	W	94-87	H
12/20/86	L	85-87	A
12/22/87	W	91-80	H
11/17/09	L	60-63	A
03/13/12	W	86-78	H
02/22/14	W	56-53	A
02/19/15	W	90-51	H
01/28/16	L	66-82	A
02/27/16	W	83-74	H
03/11/16	W	99-90	N

MARTIN COLLEGE
Middle Tennessee leads 4-0

1946-47	W	47-34	
1946-47	W	51-44	
1947-48	W	42-31	
1947-48	W	58-45	

MARTIN METHODIST
Middle Tennessee leads 1-0

12/20/99	W	87-79	H
----------	---	-------	---

MARTIN METHODIST
Middle Tennessee leads 1-0

12/20/99	W	87-79	H
----------	---	-------	---

MCNEESE STATE
Middle Tennessee leads 3-2

12/10/58	L	49-50	H
12/18/78	W	67-61	H
01/05/80	L	53-65	A
12/20/86	W	86-80	H
12/22/87	W	84-69	A

MEMPHIS
Memphis leads 24-15

1929-30	L	21-41	
1932-33	W	Inc.	
1933-34	W	45-33	
1933-34	W	36-18	
1934-35	W	33-31	
1934-35	L	23-33	
1935-36	W	42-35	
1935-36	W	40-34	
1936-37	W	33-24	
1936-37	L	33-52	
1937-38	W	30-29	
1937-38	W	44-43	
1938-39	W	41-34	
1938-39	W	39-31	
1939-40	W	52-35	
1939-40	L	31-41	
1940-41	L	28-37	
1940-41	L	36-52	
1941-42	L	29-70	
1941-42	W	36-25	
1947-48	L	45-53	
1947-48	L	46-52	
1948-49	W	68-56	
1949-50	L	50-64	
1951-52	L	57-92	
1951-52	L	46-61	

1952-53	W	77-62	
1953-54	L	68-75	
1953-54	L	65-82	
1954-55	L	80-95	
1954-55	L	86-91	
02/15/61	L	61-81	A
11/30/83	L	47-74	A
12/05/84	L	77-90	A
11/30/85	L	63-73	N
12/08/90	L	60-75	A
01/04/06	L	50-83	A
12/23/06	L	46-86	A
12/15/07	L	41-65	N

MERCER
Middle Tennessee leads 5-3

1925-26	L	28-30	
1927-28	L	28-33	
12/23/75	W	83-72	H
01/03/77	W	59-55 (OT)	A
02/08/79	L	61-64 (OT)	H
02/14/79	W	62-61	A
12/15/79	W	63-62	A
12/22/79	W	81-63	H

MIAMI (OH)
Middle Tennessee leads 1-0

12/19/87	W	81-72	N
----------	---	-------	---

MICHIGAN
Middle Tennessee leads 1-0

12/29/86	W	85-83	H
----------	---	-------	---

MICHIGAN STATE
Series tied 1-1

12/19/77	L	51-72	A
03/18/16	W	90-81	N

MIDWESTERN
Midwestern leads 1-0

12/20/57	L	65-84	A
----------	---	-------	---

MILES
Middle Tennessee leads 1-0

12/08/84	W	103-69	H
----------	---	--------	---

MILLIGAN
Middle Tennessee leads 8-2

1947-48	L	53-54	N
1948-49	L	67-90	
1948-49	W	70-62	
1949-50	W	72-58	
1949-50	W	75-73	
1950-51	W	106-93	N
1951-52	W	88-56	
1951-52	W	89-50	
01/09/57	W	84-63	H
02/08/57	W	91-83	A

MINNESOTA
Minnesota leads 4-1

11/23/85	W	92-79	N
12/12/92	L	65-88	A
12/03/93	L	76-90	H
12/31/94	L	57-98	A
03/21/12	L	72-78	H

MISSISSIPPI STATE
Mississippi State leads 1-0

12/09/78	L	50-85	A
----------	---	-------	---

MISSISSIPPI VALLEY STATE
Middle Tennessee leads 3-1

11/23/90	W	89-77	H
12/07/91	W	87-67	A
11/27/04	L	58-71	A
12/11/04	W	75-54	H

MISSOURI
Missouri leads 1-0

12/11/85	L	77-81	A
----------	---	-------	---

MISSOURI STATE
Missouri State leads 1-0

12/22/08	W	63-51	N
----------	---	-------	---

MONTANA
Middle Tennessee leads 1-0

11/22/96	W	66-63	N
----------	---	-------	---

MONTREAT
Middle Tennessee leads 1-0

11/27/96	W	98-52	H
----------	---	-------	---

MOREHEAD STATE
Series tied 50-50

1952-53	L	74-94	
1952-53	L	83-88	
1953-54	L	80-93	
1953-54	L	72-83	
1954-55	L	79-98	
1954-55	L	96-97	
1954-55	L	68-123	
1955-56	L	78-95	
1955-56	L	70-93	
12/08/56	L	72-95	A
01/28/57	L	67-70	H
01/04/58	W	71-68	H
01/25/58	L	79-99	A
01/17/59	L	81-94	H
01/05/59	L	78-101	A
01/16/60	L	82-83	A
02/01/60	W	89-82	H
12/12/60	L	75-85	A
01/28/61	L	66-80	H
01/27/62	L	67-70	H
02/07/62	W	72-69	A
12/08/62	L	59-103	A
02/16/63	L	67-79	H
12/07/63	L	91-96	H
02/01/64	W	92-85	A
01/09/65	L	73-96	A
02/08/65	W	87-82	H
01/08/66	L	64-78	H
02/14/66	L	76-94	A
01/14/67	L	67-91	H
02/20/67	L	62-87	A
01/13/68	L	69-85	A
02/19/68	W	92-88	H
01/11/69	W	93-88 (OT)	H
02/10/69	L	74-106	A
01/10/70	L	67-88	A
02/09/70	W	80-64	H
01/09/71	W	71-69	H
02/22/71	L	55-70	A
01/24/72	L	63-64	A
02/17/72	W	98-71	H
01/20/73	L	63-72	H
02/19/73	L	87-89	A
01/19/74	L	77-82	A
02/18/74	W	82-81	H
01/20/75	W	91-87	H
02/15/75	L	85-89	A
03/07/75	W	85-68	H
01/24/76	L	63-74	A
02/23/76	W	93-67	H
01/17/77	W	65-52	H
02/14/77	L	67-74	A
03/04/77	W	92-70	N
01/07/78	W	92-59	A
02/06/78	W	37-36	H
01/06/79	W	99-97 (OT)	H
02/05/79	W	70-66	A
01/26/80	L	66-68	H
02/02/80	W	75-68	A
01/03/81	W	64-57	H
01/29/81	L	60-61	A
12/10/81	W	64-59	A
02/25/82	W	63-52	H
12/17/82	L	84-85	A
03/04/83	L	65-85	H
01/12/84	W	57-54	A
02/16/84	L	73-88	H
01/12/85	W	75-63	H
02/16/85	W	83-67	A
01/18/86	W	107-73	A
02/24/86	W	80-63	H
01/17/87	W	81-72	H
02/23/87	W	84-74	A
01/30/88	W	100-85	A
02/15/88	W	109-95	H
01/23/89	W	108-68	H
02/18/89	L	99-101	A
01/27/90	W	67-65	A
02/12/90	W	89-76	H
01/21/91	W	64-58	A
02/16/91	W	70-68	H
01/25/92	W	80-72	H



ALL-TIME RECORD VS. OPPONENT

03/06/92	L	80-81	N
01/09/93	W	76-65	H
02/20/93	L	59-81	A
01/24/94	L	58-60	A
02/26/94	W	74-65	H
01/23/95	L	74-87	H
02/25/95	L	61-65	A
01/20/96	L	59-68	A
02/19/96	W	73-71	H
01/06/97	W	78-72	A
01/30/97	W	98-86	H
01/24/98	W	77-64	A
02/21/98	W	74-61	H
01/21/99	W	75-62	H
02/18/99	L	74-75	A
01/08/00	W	77-73	A
02/05/00	W	69-67	H

MORRIS HARVEY

Middle Tennessee leads 1-0

12/04/75	W	89-67	H
----------	---	-------	---

MURRAY STATE

Murray State leads 103-35

1929-30	W	39-29	H
1931-32	L	18-63	A
1931-32	L	22-36	H
1932-33	L	27-77	A
1932-33	W	23-22	A
1933-34	L	34-51	H
1933-34	L	36-39	A
1934-35	L	31-42	H
1934-35	L	28-33	A
1935-36	L	31-57	H
1935-36	L	26-48	A
1936-37	L	17-46	A
1936-37	L	32-50	H
1937-38	L	36-66	H
1937-38	L	31-45	A
1938-39	L	37-49	H
1938-39	L	48-76	A
1939-40	L	33-40	H
1939-40	L	42-60	A
1940-41	L	37-64	H
1940-41	L	22-51	A
1941-42	L	33-44	A
1941-42	L	28-52	H
1948-49	L	50-68	A
1948-49	L	38-43	H
1949-50	L	36-79	H
1949-50	L	59-100	A
1952-53	L	67-68	H
1952-53	L	73-78	A
1952-53	L	70-79	N
1953-54	L	83-105	H
1953-54	L	77-88	A
1953-54	W	86-84	N
1954-55	L	80-104	A
1954-55	L	73-104	H
1955-56	L	66-86	H
1955-56	L	82-104	A
01/02/57	L	68-98	H
02/13/57	W	80-66	A
01/15/58	W	80-72	A
02/05/58	L	66-71	H
01/31/59	W	78-66	H
02/24/59	W	84-82	A
01/05/60	L	70-80	A
02/10/60	L	65-78	H
01/04/61	L	58-97	H
02/08/61	L	74-77	A
01/03/62	L	61-83	A
02/03/62	L	68-69	H
01/02/63	W	86-82	H
02/06/63	L	73-109	A
01/07/64	L	68-98	A
02/10/64	L	79-86	H
02/02/65	L	79-80	H
02/24/65	L	89-91(OT)	A
12/20/65	L	65-86	N
01/04/66	L	73-89	H
02/09/66	L	81-107	A
01/18/67	L	93-96(OT)	H
01/30/67	L	75-91	A
01/04/68	L	74-77	A
01/29/68	L	72-91	H
01/18/69	L	68-70	A
02/05/69	L	71-74	H
02/11/70	L	65-88	A

02/23/70	L	72-83	H
02/08/71	L	47-51	H
03/01/71	L	69-92	A
01/29/72	L	64-73	H
02/28/72	L	46-52	A
01/29/73	L	82-90	H
02/24/73	L	68-71	A
01/28/74	W	74-71	A
02/23/74	W	90-79	H
01/25/75	W	84-77	A
02/24/75	W	99-90	H
02/02/76	L	60-71	A
02/28/76	W	86-78	H
01/22/77	L	70-71	H
02/21/77	W	74-70	A
01/23/78	W	78-77	H
02/18/78	W	57-56	H
01/17/79	W	84-71	H
02/17/79	W	69-67	A
01/19/80	L	53-61	A
02/14/80	L	62-68	H
01/17/81	L	70-74	A
02/12/81	W	67-53	H
03/06/81	L	60-62	N
01/21/82	L	58-59	H
02/18/82	W	70-53	A
03/05/82	W	56-54	N
01/21/83	L	54-61	A
02/18/83	L	69-80	H
01/27/84	L	76-85	H
02/11/84	L	63-75	A
01/29/85	L	59-63	A
02/11/85	W	65-59	H
02/28/85	W	63-60	H
01/11/86	W	81-68	H
02/17/86	L	86-93	N
03/07/86	W	85-81	A
01/10/87	W	64-57	A
02/16/87	W	90-76	H
01/23/88	L	67-79	H
02/29/88	L	66-82	A
01/30/89	L	67-71	A
02/11/89	W	85-84	H
01/20/90	L	71-80	H
02/19/90	W	81-76	A
01/14/91	L	66-70	H
02/23/91	L	86-91	A
03/07/91	L	67-79	A
12/14/91	L	74-98	A
02/01/92	L	83-84	H
02/01/93	L	73-76	A
03/01/93	W	79-74	H
01/15/94	L	76-102	H
02/12/94	L	86-116	A
01/14/95	L	74-89	H
02/13/95	L	74-87	A
03/02/95	L	67-75	N
01/29/96	L	72-73	H
02/24/96	L	67-80	A
12/02/96	W	85-72	H
01/25/97	L	72-78	A
02/28/97	L	48-74	N
01/03/98	W	76-71(OT)	H
01/29/98	L	75-78	A
01/04/99	L	74-84	A
01/30/99	L	62-81	H
01/27/00	W	81-79	A
02/24/00	W	82-79	H
12/16/02	L	72-79	H
01/01/03	L	64-76	A
11/26/13	W	80-65	A
11/18/14	L	49-68	H
11/17/15	L	65-76	A

NEW MEXICO

New Mexico leads 1-0

12/29/93	L	56-69	N
----------	---	-------	---

NEW MEXICO STATE

New Mexico State leads 5-3

12/18/57	L	71-82	A
02/22/01	L	60-81	H
01/10/02	L	88-94(3OT)	H
03/03/02	L	48-63	N
01/23/03	W	70-68	A
01/29/04	L	76-81	H
01/27/05	W	65-50	A
03/04/05	W	77-63	N

NEBRASKA

Middle Tennessee leads 1-0

12/08/73	W	76-65	N
----------	---	-------	---

NEW ORLEANS

New Orleans leads 9-7

02/21/82	L	68-70	H
02/28/83	L	67-83	A
12/16/95	L	67-69	H
11/30/96	L	54-66	A
01/27/01	L	56-69	A
03/02/01	L	61-66(OT)	N
12/30/01	W	69-64	A
01/18/03	W	77-60	H
01/24/04	W	78-75	A
01/22/05	L	60-66	H
01/26/06	W	86-65	H
01/13/07	W	76-67	A
01/19/08	L	75-82(OT)	H
01/24/09	L	65-69	A
12/31/10	W	63-58	A
01/28/10	W	66-46	H

NICHOLLS STATE

Middle Tennessee leads 1-0

12/05/60	W	66-54	H
----------	---	-------	---

NORFOLK STATE

Middle Tennessee leads 1-0

12/21/08	W	77-56	N
----------	---	-------	---

NORTH ALABAMA

Middle Tennessee leads 13-6

1947-48	L	37-41	A
1949-50	L	67-70	A
1949-50	L	45-68	H
1950-51	L	45-58	A
1950-51	W	69-68	A
12/03/62	W	86-77(OT)	A
01/12/63	L	64-67	H
12/09/63	W	99-87	H
01/30/64	W	98-97	A
12/07/64	W	95-77	H
02/10/65	L	81-87	A
12/04/65	W	88-73	A
01/27/66	W	86-78	H
12/03/66	W	111-79	H
01/21/67	W	78-73	A
12/18/71	W	90-72	A
12/31/79	W	67-60	H
12/08/80	W	74-73	A
11/06/08	W	75-57	H

NORTH CAROLINA

North Carolina leads 4-0

03/14/85	L	57-76	N
02/01/97	L	49-99	A
11/14/97	L	56-84	A
11/30/98	L	54-75	H

NORTH CAROLINA A&T

Middle Tennessee leads 2-1

12/19/95	W	64-53	H
11/29/95	W	75-64	A
11/23/10	L	56-65	A

NORTH CAROLINA CENTRAL

Middle Tennessee leads 1-0

11/30/78	W	72-55	H
----------	---	-------	---

NC STATE

NC State leads 1-0

12/21/98	L	59-91	N
----------	---	-------	---

NORTH GEORGIA

Middle Tennessee leads 1-0

11/26/94	W	72-64	H
----------	---	-------	---

NORTH FLORIDA

Middle Tennessee leads 1-0

11/13/13	W	77-70	H
----------	---	-------	---

NORTH TEXAS

Middle Tennessee leads 13-7

01/06/01	W	105-71	H
01/19/02	L	63-85	A
01/06/03	W	76-55	H
02/12/04	L	64-69	A
02/10/05	W	79-64	H

02/09/06	W	62-60	A
01/25/07	L	53-66	A
03/05/07	L	52-59	N
01/27/08	W	69-60	H
12/31/08	W	89-80	A
02/14/09	L	78-89	H
03/08/09	L	79-88	N
01/30/10	W	69-64	H
01/05/11	W	78-71	H
02/02/12	W	68-66	A
12/31/12	W	75-57	H
01/24/13	W	72-64	A
01/25/14	W	70-65	A
02/14/15	L	56-57	A
02/21/16	W	86-64	H

NORTHERN ARIZONA

Middle Tennessee leads 1-0

11/25/14	W	66-53	H
----------	---	-------	---

NORTHRIDGE

Middle Tennessee leads 1-0

12/07/61	W	77-76(OT)	H
----------	---	-----------	---

NORTHWESTERN STATE

Middle Tennessee leads 2-0

12/08/59	W	67-64	H
12/28/60	W	81-74	H

NOTRE DAME

Notre Dame leads 1-0

03/12/87	L	71-84	N
----------	---	-------	---

OGLETHORPE

Series tied 1-1

12/30/67	W	77-75(OT)	A
02/06/68	L	81-91	H

OHIO

Ohio leads 2-0

12/29/58	L	66-77	N
11/15/10	L	68-81	A

OHIO VALLEY

Middle Tennessee leads 1-0

11/14/14	W	77-60	H
----------	---	-------	---

OKLAHOMA STATE

Oklahoma State leads 1-0

12/16/14	L	44-68	A
----------	---	-------	---

OLD DOMINION

Middle Tennessee leads 7-0

12/02/86	W	92-70	A
02/01/14	W	64-48	H
03/13/14	W	62-48	N
01/22/15	W	68-58(OT	



PALM BEACH ATLANTIC

Middle Tennessee leads 1-0

01/09/76	W	93-69	H
----------	---	-------	---

PARSONS

Series tied 1-1

12/17/64	L	77-85	H
02/08/73	W	85-67	H

PEABODY

Middle Tennessee leads 3-0

1922-23	W	53-19	
1922-23	W	48-13	
1922-23	W	60-18	

PENN

Penn leads 1-0

11/29/74	L	74-101	N
----------	---	--------	---

PEPPERDINE

Pepperdine leads 1-0

12/28/77	L	61-68	N
----------	---	-------	---

PIEDMONT

Middle Tennessee leads 1-0

1929-30	W	32-23	
---------	---	-------	--

PORTLAND STATE

Middle Tennessee leads 2-0

02/19/05	W	83-62	H
12/3/05	W	65-62	A

PIKEVILLE COLLEGE

Middle Tennessee leads 2-0

12/07/78	W	84-74	H
12/06/79	W	85-70	H

PRESBYTERIAN

Middle Tennessee leads 3-0

12/15/62	W	82-80	N
12/19/74	W	115-64	H
12/30/97	W	60-42	H

PROVIDENCE

Middle Tennessee leads 1-0

11/23/96	W	77-75	N
----------	---	-------	---

PURDUE

Purdue leads 1-0

12/06/02	L	56-85	N
----------	---	-------	---

RADFORD

Radford leads 4-0

12/29/94	L	57-60	H
12/09/95	L	77-92	A
12/21/00	L	73-80	H
12/01/01	L	53-72	A

RICE

Middle Tennessee leads 4-2

12/04/00	W	75-73(OT)	A
12/04/01	W	65-52	H
11/23/04	L	62-67	A
03/01/14	W	65-41	H
02/12/15	L	68-71 (2OT)	A
01/23/16	W	87-73	H

RIO GRANDE

Middle Tennessee leads 2-0

12/13/75	W	89-65	H
12/20/79	W	77-45	H

ROLLINS

Middle Tennessee leads 1-0

12/14/62	W	79-61	H
----------	---	-------	---

SAN JOSE STATE

San Jose State leads 1-0

11/15/07	L	77-78	H
----------	---	-------	---

ST. BERNARD

St. Bernard leads 1-0

12/04/64	L	95-99	H
----------	---	-------	---

ST. BONAVENTURE

St. Bonaventure leads 1-0

12/30/93	L	69-83	H
----------	---	-------	---

ST. FRANCIS (IN)

Middle Tennessee leads 1-0

11/17/00	W	93-59	H
----------	---	-------	---

ST. FRANCIS (PA)

Middle Tennessee leads 2-0

01/26/70	W	80-73	A
02/02/72	W	81-73	H

SAINT LOUIS

Middle Tennessee leads 1-0

11/30/79	W	67-65	H
----------	---	-------	---

SAINT MARY'S

Saint Mary's leads 1-0

03/19/13	L	54-67	N
----------	---	-------	---

SAMFORD

Middle Tennessee leads 3-1

12/21/81	W	67-63(OT)	H
01/18/83	L	64-71	A
12/29/90	W	62-50	N
11/20/10	W	68-55	N

SAVANNAH STATE

Middle Tennessee leads 1-0

11/13/12	W	58-55	A
----------	---	-------	---

SETON HALL

Seton Hall leads 1-0

11/24/87	L	61-93	N
----------	---	-------	---

SEWANEE

Middle Tennessee leads 20-3

1922-23	W	23-17	
1922-23	W	48-8	
1925-26	W	48-15	
1925-26	W	25-23	
1931-32	W	22-18	
1931-32	W	44-35	
1940-41	W	36-29	
1940-41	W	35-32	
1941-42	W	52-31	
1941-42	W	53-24	
1946-47	W	32-31	
1946-47	W	37-34	
1947-48	W	47-31	
1947-48	W	56-38	
1949-50	L	41-54	
1950-51	W	49-34	
1950-51	W	56-52	
1951-52	W	53-42	
1952-53	L	60-70	
1952-53	W	85-73	
1953-54	W	100-78	
1953-54	L	60-67	
12/01/75	W	88-71	

SHORTER COLLEGE

Middle Tennessee leads 1-0

12/10/70	W	88-62	H
----------	---	-------	---

SLIPPERY ROCK

Middle Tennessee leads 1-0

12/21/91	W	72-46	H
----------	---	-------	---

SOUTH ALABAMA

Middle Tennessee leads 20-12

12/08/79	L	49-55	H
12/03/80	W	80-79	A
11/23/81	W	71-69(OT)	H
12/04/82	L	91-94	A
12/20/91	L	71-76	N
01/13/01	L	64-72	A
12/28/01	L	51-59	A
03/01/02	W	48-47	H
01/16/03	L	53-64	H
03/09/03	W	72-69	N
01/22/04	W	72-63	A
01/20/05	L	56-59	H
01/19/06	L	63-75	A
01/02/07	W	59-51	A
02/03/07	L	38-61	H
03/04/07	W	63-60(OT)	N
12/22/07	L	61-75	A
02/14/08	W	76-70	H
03/10/08	W	82-73	A
01/03/09	W	82-67	A
02/19/09	L	57-63	H

02/06/10	W	80-68	A
02/20/10	W	81-54	H
01/02/11	L	57-63	A
02/05/11	W	85-62	H
12/31/11	W	68-52	H
01/21/12	W	68-47	A
01/05/13	W	60-56	A
02/21/13	W	85-50	H
11/30/13	W	65-55	H
12/6/14	W	68-67(OT)	A
12/05/15	W	68-55	H

SOUTHEAST MISSOURI

Southeast Missouri leads 14-7

01/11/92	W	61-58	H
02/24/92	W	87-76	A
01/30/93	L	69-80	A
02/27/93	L	63-67(OT)	H
01/17/94	L	77-99	A
02/14/94	W	94-68	H
01/16/95	W	65-63	H
02/11/95	L	63-78	A
01/13/96	L	63-65	H
02/12/96	W	78-75	A
01/18/97	L	76-78	H
02/17/97	L	76-85	A
02/25/97	W	89-74	H
01/10/98	W	70-55	A
02/07/98	L	76-85	H
01/07/99	L	63-73	H
02/04/99	L	55-69	L
02/27/99	L	74-82	N
01/10/00	L	48-61	H
02/08/00	L	56-76	A
03/04/00	L	60-78	N

SOUTHEAST OKLAHOMA

Southeast Oklahoma leads 1-0

1954-55	L	67-120	N
---------	---	--------	---

SOUTHERN UNIVERSITY

Middle Tennessee leads 7-1

01/02/93	W	70-69(OT)	H
01/06/94	L	86-96	A
01/11/95	W	81-78	H
02/22/95	W	65-63(OT)	A
01/24/96	W	88-73	H
12/07/96	W	91-67	A
11/10/13	W	78-75	H
11/22/14	W	66-48	H

SOUTHERN MISS

Middle Tennessee leads 5-1

12/11/58	W	68-64	H
01/26/59	L	66-80	A
02/15/14	W	81-64	H
01/15/15	W	62-61	A
02/05/15	W	61-51	H
02/13/15	W	76-54	A

SOUTHERN ILLINOIS

Southern Illinois leads 1-0

12/18/59	L	69-78	H
----------	---	-------	---

SIUE

Middle Tennessee leads 3-0

12/07/09	W	80-51	H
12/13/10	W	83-58	H
12/04/11	W(OT)	73-64	A

SOUTH CAROLINA

Middle Tennessee leads 1-0

11/29/85	W	94-77	N
----------	---	-------	---

SOUTH CAROLINA STATE

Middle Tennessee leads 2-1

11/29/90	L	73-75	A
01/30/91	W	81-63	H
12/30/03	W	86-76	N

SOUTH DAKOTA STATE

Middle Tennessee leads 2-1

02/13/06	W	89-82(OT)	H
01/29/07	W	57-56	A
12/27/15	L	61-65	N

SPRING HILL

Spring Hill leads 1-0

1946-47	L	22-30	
---------	---	-------	--

STETSON

Middle Tennessee leads 2-0

12/08/60	W	69-56	H
12/01/61	W	77-76(OT)	A

SUE BENNETT

Middle Tennessee leads 1-0

12/29/96	W	127-70	H
----------	---	--------	---

SYRACUSE

Syracuse leads 1-0

03/20/16	L	50-75	N
----------	---	-------	---

TENNESSEE

Tennessee leads 9-2

03/18/88	W	85-80	N
12/05/91	L	83-86	A
12/10/99	L	77-78	A
12/1			



ALL-TIME RECORD VS. OPPONENT

1927-28	W	31-21
1928-29	L	39-40
1928-29	W	36-28
1929-30	L	29-30
1930-31	L	24-37
1930-31	L	26-34
1931-32	L	12-21
1931-32	W	35-29
1931-32	L	23-32
1932-33	L	25-35
1932-33	W	25-23
1933-34	L	15-21
1933-34	W	38-27
1934-35	W	30-24
1934-35	W	27-22
1935-36	L	26-31
1936-37	L	26-27
1936-37	L	37-43
1937-38	L	29-44
1937-38	L	26-34
1937-38	L	23-50
1938-39	L	32-37
1938-39	L	34-38
1939-40	W	47-43
1939-40	L	31-39
1946-47	L	34-58
1946-47	L	40-52
1947-48	L	38-47
1947-48	L	56-66
1948-49	L	54-75
1948-49	W	69-46
1949-50	L	45-56
1949-50	W	55-53
1950-51	L	37-51
1950-51	L	35-59
1951-52	L	54-66
1951-52	W	57-56
1952-53	L	62-85
1952-53	L	67-77
1953-54	L	81-92
1953-54	L	71-78
1954-55	L	68-70
1954-55	W	78-77
1955-56	L	65-71
1955-56	L	68-73
01/12/57	W	85-80(OT) A
02/04/57	W	84-77 H
01/13/58	L	65-76 H
02/15/58	L	69-73(OT) A
01/12/59	L	75-98 A
01/14/59	W	87-75 H
01/26/60	L	69-76 A
02/13/60	L	64-70 H
02/11/61	W	88-78 H
02/22/61	W	75-68 A
01/23/62	L	58-61 A
02/19/62	L	63-64(OT) H
01/14/63	L	61-81 H
02/18/63	L	60-61 A
01/27/64	L	57-61(OT) H
02/24/64	L	76-81 A
01/16/65	L	100-109 H
02/15/65	L	79-87 A
01/15/66	L	73-91 H
02/21/66	L	77-108 A
01/09/67	L	71-82 A
02/11/67	W	83-72 H
01/08/68	W	76-62 H
02/10/68	L	65-67 A
01/04/69	L	58-67 A
02/15/69	L	70-74 H
01/05/70	L	51-57 H
02/14/70	W	90-72 A
01/02/71	L	58-74 A
02/15/71	W	69-60 H
01/17/72	W	66-55 H
02/12/72	L	58-59 A
01/13/73	L	70-75 A
02/12/73	W	78-67 H
01/12/74	W	93-81 H
02/11/74	W	69-67 A
01/13/75	W	67-65 A
02/08/75	W	102-83 H
01/17/76	W	76-74 H
02/16/76	L	89-96 L
03/01/76	W	84-72 A
01/10/77	W	73-68 A
02/05/77	W	98-91(OT) H
01/14/78	L	60-65 H

02/11/78	W	57-51 A
01/10/79	L	73-83 A
02/10/79	L	72-76(OT) H
01/10/80	W	65-62 H
02/07/80	W	77-68 A
01/08/81	W	86-62 A
02/05/81	W	53-50 H
12/19/81	W	88-63 H
01/30/82	L	61-75 A
01/15/83	L	67-82 A
02/12/83	W	71-68 H
01/07/84	L	60-70 A
03/03/84	L	66-68 H
01/07/85	L	64-70 H
02/21/85	L	70-74 A
03/01/85	W	54-52 H
01/06/86	W	79-77(OT) A
02/03/86	W	83-80 H
01/05/87	W	114-79 A
02/02/87	W	116-65 H
01/13/88	W	69-67(OT) H
03/03/88	W	92-89(2OT) A
01/16/89	W	79-77 A
02/25/89	W	89-68 H
01/08/90	L	75-100 H
02/03/90	L	69-79 A
01/26/91	L	68-73 H
02/11/91	W	95-88 A
01/20/92	L	90-99(OT) A
02/15/92	W	97-76 H
01/23/93	W	86-73 A
02/15/93	L	63-65 H
01/29/94	L	68-69 H
02/17/94	L	69-73 A
01/28/95	L	75-77 H
02/09/95	L	65-78 A
01/11/96	W	78-68 A
02/15/96	L	71-77(OT) H
02/29/96	L	69-89 N
01/11/97	W	80-72 H
02/08/97	L	68-77 A
12/06/97	W	67-48 A
01/13/98	W	80-60 H
12/05/98	W	67-56 H
01/12/99	L	69-75(OT) A
01/15/00	L	66-78 A
02/29/00	W	87-70 H
12/04/02	L	66-70 A
12/06/03	L	63-87 A

TENNESSEE TEMPLE
Middle Tennessee leads 3-0

11/22/99	W	69-55 H
11/12/10	W	90-46 H
12/17/13	W	102-52 H

TENNESSEE WESLEYAN
Middle Tennessee leads 10-0

11/20/68	W	92-67 H
01/23/69	W	79-69 A
12/6/69	W	56-52 H
01/22/70	W	81-56 A
11/14/71	W	69-63 A
12/02/71	W	69-53 H
12/08/88	W	143-68 H
12/13/03	W	94-51 H
12/02/04	W	81-46 H
11/23/07	W	91-48 H

TCU
TCU leads 3-0

12/07/93	L	56-65(OT) A
12/21/94	L	78-100 H
11/30/95	L	83-86 A

TEXAS SOUTHERN
Middle Tennessee leads 1-0

11/24/12	W	79-52 H
----------	---	---------

TEXAS WESLEYAN
Middle Tennessee leads 1-0

01/05/73	W	109-62 H
----------	---	----------

TOLEDO
Middle Tennessee leads 2-1

12/20/04	W	70-65 N
11/18/06	L	69-75(OT) N
11/28/15	W	78-70 N

TRANSYLVANIA
Middle Tennessee leads 4-1

12/02/63	W	74-70 H
12/06/65	W	82-77 H
02/21/68	W	92-73 H
02/24/69	L	64-78 A
12/21/85	W	89-57 H

TREVECCA
Middle Tennessee leads 2-0

11/14/08	W	94-53 H
12/30/15	W	82-67 H

TRINITY
Middle Tennessee leads 1-0

12/11/82	W	80-55 H
----------	---	---------

TROY
Middle Tennessee leads 12-7

12/05/70	W	77-58 H
12/13/76	W	88-67 H
01/21/06	L	70-57 A
01/06/07	L	57-71 H
02/22/07	L	70-73 A
02/28/07	W	72-64 A
01/16/08	W	65-64 A
03/01/08	W	81-58 H
03/09/10	W	65-59 N
12/11/08	W	81-53 H
02/12/09	L	64-70 A
02/4/10	L	67-70 H
02/18/10	L	66-62 A
01/20/11	W	63-51 H
02/17/11	L	65-69(OT) A
01/05/12	W	65-53 A
01/26/12	W	71-58 H
02/09/13	W	93-41 H
02/28/13	W	66-56 A

TRUMAN STATE
Middle Tennessee leads 1-0

12/04/95	W	66-51 H
----------	---	---------

TULANE
Middle Tennessee leads 1-0

02/13/14	W	71-44 H
----------	---	---------

TULSA
Tulsa leads 2-0

01/23/14	L	53-58 A
03/14/14	L	69-76 N

TUSCULUM
Middle Tennessee leads 2-0

12/02/70	W	91-58 H
11/30/89	W	104-56 H

UAB
UAB leads 10-3

12/30/86	L	91-93(OT) H
12/22/98	L	60-85 N
12/02/10	L	64-65 A
11/17/10	L	71-76 H
12/07/11	L	56-66 A
12/05/12	W	84-64 H
01/11/14	W	89-84(OT) H
03/06/14	W	55-53 A
01/04/15	L	49-54 H
02/28/15	L	95-100(30T) A
03/14/15	L	60-73 N
01/03/16	L	67-78 A
02/21/16	L	67-77 H

UAH
Middle Tennessee leads 2-0

12/11/93	W	92-61 H
12/06/94	W	72-50 H

UALR
UALR leads 13-12

12/01/76	W	85-54 H
12/04/85	L	70-72 N
12/22/86	W	66-63 H
01/20/01	L	53-66 H
01/29/01	L	53-66 A
01/26/02	W	68-65 H
02/09/02	L	52-71 A
01/11/03	L	62-71 A
02/15/03	L	58-74 H

01/17/04	L	66-68 H
02/21/04	L	54-59 A
01/10/05	W	85-50 H
01/15/05	L	62-69 A
01/14/06	L	66-68 H
02/18/06	W	68-58 A
01/20/07	W	61-60 A
02/07/08	W	63-46 A
01/17/09	L	65-70 A
01/09/10	W	66-52 A
02/19/11	L	58-62 A
03/07/11	L	56-65 N
02/11/12	W	68-60 H
01/17/13	W	82-50 H
02/16/13	W	66-61 A
11/18/13	W	76-59 H

UCF
UCF leads 2-1

12/23/99	L	77-88 A
12/12/00	L	64-68 H
11/20/12	W	75-61 A

UC IRVINE
Middle Tennessee leads 1-0

12/20/08	W	65-52 N
----------	---	---------

UCLA
Middle Tennessee leads 1-0

11/15/11	W	86-66 A
----------	---	---------

UCSB
Middle Tennessee leads 1-0

12/23/78	W	72-65 H
----------	---	---------

ULM
Middle Tennessee leads 9-6

12/02/72	W	73-69 A
02/22/73	L	68-74 H
12/04/73	L	85-87 H
12/07/74	W	91-81 A
12/30/89	L	70-81 N
12/17/06	L	65-67 H
02/08/07	L	76-82 A
01/24/08	L	69-82 A
03/05/08	W	74-69 H
01/31/09	W	77-54 H
01/21/10	W	69-60 A
02/03/11	W	60-54 H
02/23/12	W	94-61 A
01/12/13	W	66-57 A
02/23/13	W	87-46 H

UMKC
Series tied 1-1

01/04/93	L	65-73 A
12/18/93	W	82-67 H

UNC ASHEVILLE
Middle Tennessee leads 4-0

12/13/72	W	87-71 H
12/17/77	W	74-62 H
01/02/79	W	98-61 H
11/27/15	W	63-61 N

UNCG
Series tied 2-2

11/27/93	L	56-70 H
11/24/01	W	74-58 H
11/30/02	L	58-70 A
11/19/11	W	82-60 H

UNION
Union leads 17-9

1925-26	W	36-28
1931-32	W	38-29
1937-38	L	34-56
1937-38	L	24-57
1938-39	W	53-40
1938-39	W	59-34
1939-40	L	43-46
1939-40	L	32-36
1940-41	L	52-56
1940-41	L	41-45
1941-42	L	36-51
1941-42	L	33-43
1948-49	L	46-56
1948-49	L	52-57
1949-50	W	48-43



1949-50	L	60-70	
1950-51	L	48-60	
1950-51	L	63-81	
1951-52	L	59-72	
1951-52	L	56-80	N
1952-53	L	74-91	
1952-53	W	62-59	
1953-54	W	86-65	N
02/21/57	W	86-65	N
12/09/65	L	72-79	H
12/15/66	W	66-56	A

UNLV
UNLV leads 1-0

12/22/78	L	83-95	A
----------	---	-------	---

URBANA COLLEGE
Middle Tennessee leads 3-0

01/04/77	W	84-48	H
12/05/83	W	69-47	H
12/19/84	W	87-66	H

UT MARTIN
Middle Tennessee leads 23-10

12/03/64	W	94-89 (OT)	A
12/02/65	W	59-57	H
12/01/66	W	108-94	H
12/10/66	L	78-94	A
12/09/67	W	88-69	A
02/01/68	W	100-83	H
12/07/68	W	103-89	A
12/30/69	W	83-78	H
02/25/71	W	66-59	H
03/04/71	W	74-72	A
12/04/71	L	65-66	A
01/20/72	W	77-57	H
01/15/92	W	94-55	H
01/18/93	L	67-71	A
02/08/93	W	70-60	H
01/03/94	L	64-70 (OT)	A
01/31/94	W	66-60	H
01/03/95	L	64-66	H
01/30/95	L	69-76	A
01/27/96	W	81-68	H
02/26/96	L	83-91	A
01/27/97	L	59-61	A
02/22/97	W	96-71	H
01/05/98	W	66-46	H
01/31/98	W	78-54	A
01/02/99	W	56-50	A
01/28/99	W	80-78 (OT)	H
01/29/00	W	71-63	A
02/26/00	W	96-78	H
12/06/01	L	71-76	N
11/27/02	W	88-77	H
12/15/08	L	65-72	H
12/10/11	W	78-62	H

UTAH STATE
Series tied 1-1

11/21/05	W	60-59	H
12/05/05	L	61-79	A

UTEP
Series tied 2-2

11/16/14	L	54-63	H
01/31/15	L	70-83	A
03/13/15	W	53-50	N
01/07/16	W	78-72	H

UTPA
UTPA leads 5-3

1914-15	L	21-78	
12/21/68	L	71-78	A
01/28/70	W	87-61	H
02/10/71	L	75-76	A
01/10/72	L	64-72	H
12/04/72	W	78-72	A
12/15/01	L	64-66	A
02/04/02	W	70-52	H

UTSA
Middle Tennessee leads 2-1

01/18/14	W	80-58	H
01/29/15	L	58-69	A
01/09/16	W	79-71	H

VALDOSTA STATE
Middle Tennessee leads 2-0

12/09/76	W	92-75	H
12/10/94	W	83-62	H

VANDERBILT
Vanderbilt leads 29-5

1913-14	L	53-5	
1920-21	L	14-9	
1924-25	W	31-28	
1924-25	L	30-29	
1925-26	L	51-19	
1925-26	L	24-25	
1926-27	L	19-59	
1926-27	L	20-52	
1927-28	L	29-35	
1928-29	L	41-42	
1929-30	W	45-31	
1929-30	L	30-31	
1930-31	L	40-42	
1931-32	L	32-38	
1931-32	W	39-35	
1936-37	L	30-39	
1936-37	L	12-39	
1949-50	L	39-74	
1950-51	L	45-58	
1951-52	L	49-80	
1953-54	L	65-86	
12/11/72	L	57-69	H
12/28/74	L	68-81	A
12/29/76	L	59-62	A
12/22/82	L	53-64	A
12/03/84	L	53-64	A
02/13/93	L	51-81	A
02/01/95	W	93-90 (OT)	H
12/23/95	L	56-70	A
11/24/08	L	67-70	A
1/04/10	L	53-73	A
12/21/10	L	53-72	H
01/28/12	L	77-84	A
12/21/12	W	56-52	A

VILLANOVA
Villanova leads 1-0

12/27/04	L	62-81	A
----------	---	-------	---

VIRGINIA
Virginia leads 1-0

03/18/89	L	88-104	N
----------	---	--------	---

VCU
Middle Tennessee leads 3-2

12/11/73	W	102-80	H
12/11/76	W	59-50	A
01/02/04	L	61-66	A
01/02/05	W	59-55	H
12/02/15	L	56-62	H

VMI
Middle Tennessee leads 2-0

12/19/59	W	78-72	N
01/04/75	W	93-89	H

VIRGINIA TECH
Middle Tennessee leads 1-0

11/21/87	W	88-85	N
----------	---	-------	---

WESTERN CAROLINA
Middle Tennessee leads 2-1

12/20/73	W	92-76	A
11/29/80	L	70-77	A
01/24/81	W	66-52	H

WKU
WKU leads 93-39

1914-15	L	21-32	
1914-15	W	32-19	
01/23/24	W	34-19	H
02/01/24	L	24-29	A
01/15/25	W	43-23	A
02/14/25	W	37-36	H
01/16/29	W	36-28	H
02/05/29	W	28-25	A
1929-30	W	28-26	
02/04/30	W	35-33	H
01/20/31	L	29-43	H
02/06/31	L	40-52	A
01/22/32	W	32-23	A
02/16/32	L	26-28	H

01/11/33	L	29-43	H
01/27/33	L	29-43	A
01/17/34	L	32-41	A
01/29/34	L	29-52	H
01/30/35	L	25-35	H
02/16/35	L	29-55	A
01/28/36	L	14-36	A
02/18/36	L	27-47	H
01/20/37	L	28-48	H
01/20/37	L	32-48	A
01/20/39	L	31-67	H
02/14/39	L	29-66	A
01/13/40	L	26-60	H
1939-40	L	33-40	
02/17/40	L	41-76	A
01/25/41	L	33-60	H
02/24/41	L	38-59	A
12/02/52	L	57-87	H
02/17/53	L	57-95	A
12/08/53	L	80-88	H
01/05/54	L	67-98	A
01/06/55	L	71-83	A
01/12/55	W	84-77	H
1955-56	L	78-86	
03/03/56	L	85-100	A
01/30/57	L	72-79	H
02/20/57	L	82-86	A
01/23/58	L	67-69	A
02/15/58	W	81-75	H
01/19/59	L	65-89	H
02/28/59	L	85-110	A
02/06/60	L	89-109	H
02/27/60	L	80-109	A
12/01/60	L	67-70	H
02/25/61	L	73-84	A
01/20/62	L	69-89	A
02/10/62	L	81-87	H
12/10/62	W	86-82	H
02/12/63	L	71-79	A
12/14/63	L	54-90	A
02/18/64	W	93-84	H
12/21/64	L	65-100	N
01/30/65	L	84-134	A
02/18/65	L	83-94	H
01/31/66	L	56-93	H
02/28/66	L	47-81	A
02/04/67	L	62-95	H
03/04/67	L	46-55	A
12/01/67	L	76-91	N
02/03/68	W	84-83	H
03/02/68	L	71-94	A
02/01/69	L	79-84	A
02/08/69	L	81-84	H
01/31/70	L	74-83	H
02/07/70	L	60-72	A
01/30/71	L	66-80	A
02/06/71	L	73-87	H
02/05/72	W	78-67	H
03/04/72	L	71-85	A
02/03/73	L	68-86	A
03/03/73	W	82-80	H
02/02/74	W	100-89	H
03/02/74	L	75-85	A
02/01/75	W	102-95	A
03/01/75	W	89-86	H
01/12/76	L	69-83	H
02/07/76	W	71-65	A
03/04/76	L	78-88	A
01/29/77	W	67-60	H
02/26/77	L	74-76	A
01/28/78	W	98-69	H
02/25/78	L	78-87	A
01/19/79	L	70-72 (OT)	A
02/24/79	W	81-76	H
01/24/80	L	68-72	H
02/21/80	L	79-81 (3OT)	A
01/22/81	L	55-67	A
02/19/81	W	62-54	H
01/14/82	L	49-65	A
02/14/82	L	64-75	H
03/06/82	W	54-52	A
12/08/82	W	65-57	H
12/30/83	L	61-92	A
12/23/84	L	50-60	H
12/09/85	L	74-86	A
12/03/98	L	45-51	N
12/01/01	L	63-71	H
02/24/01	L	51-92	A
01/16/02	L	45-55	H

02/23/02	L	61-65	A
01/04/03	W	69-65	H
03/01/03	L	75-89	A
03/11/03	L	52-64	A
02/05/04	L	66-70	A
02/26/04	W	73-59	H
03/07/04	W	76-62	A
02/03/05	L	56-61	H
02/24/05	L	83-85 (OT)	A
01/07/06	L	48-80	A
02/23/06	W	80-74	H
12/28/06	L	64-73	H
02/10/07	L	53-65	A
01/02/08	L	51-62	A
02/16/08	L	66-71	H
03/11/08	L	57-67	N
01/15/09	L	61-63	A
02/28/09	L	49-68	H
01/18/10	W	84-74	H
01/23/10	W	84-74	A
02/10/11	W	69-60	A
02/26/11	W	57-39	H
02/09/12	W	72-64	H
02/25/12	L	67-73	A
01/26/13	W	72-53	H
03/02/13	W	70-62	N
02/22/15	W	68-66	H
01/30/16	W	66-64	A
02/25/16	L	72-78	H

WESTMAR
Middle Tennessee leads 1-0

12/20/80	W	104-66	H
----------	---	--------	---

WEST TEXAS A&M
Middle Tennessee leads 2-0

12/04/56	W	96-78	H
12/16/57	W	88-85	A

WEST VIRGINIA
Middle Tennessee leads 1-0

01/29/86	W	72-70	A
----------	---	-------	---

WEST VIRGINIA STATE
West Virginia State leads 1-0

11/25/85	L	82-85	N
----------	---	-------	---

WISCONSIN-PARKSIDE
Middle Tennessee leads 1-0

01/02/96	W	65-64	H
----------	---	-------	---

WRIGHT STATE
Series tied 1-1

12/03/88	L	71-88	A
02/08/89	W	83-51	H

WYOMING
Series tied 1-1

11/29/03	L	68-84	A
01/08/04	W	76-63	H

XAVIER
Series tied 1-1

01/04/82	W	69-48	A
01/03/83	L	57-58	H

YOUNGSTOWN STATE
Middle Tennessee leads 9-7

01/09/82	W	73-56	H
02/06/82	W	73-67	A
01/08/83	L	66-73	H
02/05/83	L	72-73	A
01/19/84	L	57-79	H
02/23/84	L	64-75	A
01/19/85	L	56-57	A
02/23/85	L	76-82	H
03/02/85	W	66-63	N
01/25/86	W	84-70	H
02/10/86	L	61-72	A
01/24/87	W	93-88	A
02/09/87	W	88-79 (OT)	H
01/66/88	W	78-61	A
02/22/88	W	78-58	H
03/07/88	W	81-76	N



Ohio Valley Conference

1953 - Louisville, Ky.

Quarterfinal - Murray State L, 70-79

1954 - Louisville, Ky.

Quarterfinal - Murray State W, 86-84

Semifinal - Eastern Kentucky L, 69-95

1955 - Louisville, Ky.

Quarterfinal - Morehead State L, 68-123

1964 - Louisville, Ky.

Quarterfinal - Western Kentucky L, 65-100

1965 - Louisville, Ky.

Quarterfinal - Murray State L, 65-86

1966 - Louisville, Ky.

Quarterfinal - Austin Peay W, 71-70

Semifinal - East Tennessee L, 72-86

1967 - Nashville, Tenn.

Quarterfinal - Western Kentucky L, 76-91

1975 - Murfreesboro, Tenn.

Semifinal - Morehead State (3/8/75) W, 85-68

Final - Austin Peay (3/9/75) W, 89-75

1976 -

Cookeville, Tenn.

Quarterfinal - Tennessee Tech (3/1/76) W, 84-72

Bowling Green, Ky.

Semifinal - Western Kentucky (3/4/76) L, 78-88

1977 - Clarksville, Tenn.

Semifinal - Morehead State (3/4/77) W, 92-70

Final - Austin Peay (3/5/77) W, 77-65

1978 - Bowling Green, Ky.

Semifinal - Austin Peay (3/2/78) L, 61-66

1979 - Richmond, Ky.

Semifinal - Eastern Kentucky (3/2/79) L, 81-90

1981 - Bowling Green, Ky.

Semifinal - Murray State (3/6/81) L, 60-62 (OT)

1982 - Bowling Green, Ky.

Semifinal - Murray State (3/5/82) W, 56-54 (OT)

Final - Western Kentucky (3/6/82) W, 54-52

1985 - Murfreesboro, Tenn.

Quarterfinal - Murray State (2/28/85) W, 63-60

Semifinal - Tennessee Tech (3/1/85) W, 54-52

Final - Youngstown State (3/2/85) W, 66-63

1986 -

Murfreesboro, Tenn.

Quarterfinal - Eastern Kentucky (3/3/86) W, 88-65

Akron, Ohio

Semifinal - Murray State (3/7/86) W, 85-81

Final - Akron (3/8/86) L, 63-68

1987 - Murfreesboro, Tenn.

Semifinal - Austin Peay (3/6/87) L, 83-87

1988 -

Murfreesboro, Tenn.

Quarterfinal - Youngstown State (3/7/88) W, 81-76

Murray, Ky.

Semifinal - Austin Peay (3/11/88) L, 82-94

1989 - Nashville, Tenn.

Semifinal - Eastern Kentucky (3/8/89) W, 81-64

Final - Austin Peay (3/9/89) W, 82-79

1990 - Richmond, Ky.

Quarterfinal - Eastern Kentucky (3/3/90) L, 52-65

1991 -

Clarksville, Tenn.

Quarterfinal - Austin Peay (3/2/91) W, 87-83

Murray, Ky.

Semifinal - Eastern Kentucky (3/6/91) W, 83-66

Final - Murray State (3/7/91) L, 67-79

1992 - Lexington, Ky.

Quarterfinal - Morehead State (3/6/92) L, 80-81

1994 - Nashville, Tenn.

Quarterfinal Tennessee State (3/3/94) L, 60-61

1995 - Nashville, Tenn.

Quarterfinal - Murray State (3/2/95) L, 67-75

1996 - Nashville, Tenn.

Quarterfinal - Tennessee Tech (2/29/96) L, 69-89

1997 -

Murfreesboro, Tenn.

Quarterfinal - Southeast Missouri (2/25/97) .. W, 89-74

Nashville, Tenn.

Semifinal - Murray State (2/26/97) L, 48-74

1998 -

Murfreesboro, Tenn.

Quarterfinal - Eastern Kentucky (2/24/98) ... W, 61-49

Nashville, Tenn.

Semifinal - Tennessee State (2/28/98) L, 70-74

1999 -

Murfreesboro, Tenn.

Quarterfinal - Tennessee State (2/23/99) ... W, 75-68

Nashville, Tenn.

Semifinal - Southeast Missouri (2/27/99) L, 74-82

2000 -

Cookeville, Tenn.

Quarterfinal - Tennessee Tech (2/29/00) W, 87-70

Nashville, Tenn.

Semifinal - Southeast Missouri (3/4/00) L, 60-78

Sun Belt Conference

2001 - Mobile, Ala.

First Round - New Orleans (3/2/01) L, 61-66 (OT)

2002 - New Orleans, La.

First Round - South Alabama (3/1/02) W, 48-47

Quarterfinal - New Mexico State (3/3/02) L, 48-63

2003 - Bowling Green, Ky.

Quarterfinal - South Alabama (3/9/03) W, 72-69

Semifinal - Denver (3/10/03) W, 83-59

Final - Western Kentucky (3/11/03) L, 52-64

2004 - Bowling Green, Ky.

Quarterfinal - Western Kentucky (3/7/04) ... W, 76-62

Semifinal - Louisiana-Lafayette (3/8/04) L, 59-73

2005 - Denton, Texas

First Round - New Mexico State (3/4/05) W, 77-63

Quarterfinal - Louisiana-Lafayette (3/6/05) ... L, 57-71

2006 - Murfreesboro, Tenn.

Quarterfinal - Denver (3/5/06) L, 57-58

2007 -

Troy, Ala.

First Round - Troy (2/28/07) W, 72-64

Lafayette, La.

Quarterfinal - South Alabama (3/4/07) .. W, 63-60 (OT)

Semifinal - North Texas (3/5/07) L, 52-59

2008 -

Murfreesboro, Tenn.

First Round - Louisiana-Monroe (3/5/08) W, 74-69

Mobile, Ala.

Quarterfinal - Troy (3/9/08) W, 65-59

Semifinal - South Alabama (3/10/08) W, 82-73

Final - Western Kentucky (3/11/08) L, 57-67

2009 -

Murfreesboro, Tenn.

First Round - Arkansas State (3/4/09) W, 69-62

Hot Springs, Ark.

Quarterfinal - North Texas (3/10/09) L, 79-88

2010 - Hot Springs, Ark.

Quarterfinal Denver (3/7/10) L, 58-73

2011 - Hot Springs, Ark.

Quarterfinal - FIU (3/6/11) W, 73-38

Semifinal - UALR (3/7/11) L, 56-65

2012 - Hot Springs, Ark.

Quarterfinal - Arkansas State (3/4/12) L, 64-61

2013 - Hot Springs, Ark.

Quarterfinal - Louisiana (3/9/13) W, 81-66

Semifinal - FIU (3/10/13) L, 57-61

Conference USA

2014 - El Paso, Texas

Quarterfinal - Old Dominion (3/13/14) W, 62-48

Semifinal - Tulsa (3/14/15) L, 69-76

2015 - Birmingham, Ala.

Opening Round - Charlotte (3/11/15) W, 63-60

Quarterfinal - Old Dominion (3/12/15) W, 59-52

Semifinal - UTEP (3/13/15) W, 53-50

Championship - UAB (3/14/15) L, 60-73

2016 - Birmingham, Ala.

Quarterfinal - Charlotte (3/10/16) W, 79-61

Semifinal - Marshall (3/11/16) W, 99-90

Championship - Old Dominion (3/12/16) W, 55-53



TEAM

Points

1. 99 vs. Marshall3/11/16
2. 79 vs. Charlotte.....3/10/16
3. 69 vs. Tulsa3/14/14

Field Goals Made

1. 31 vs. Marshall3/11/16
2. 29 vs. Charlotte.....3/10/16
3. 25 vs. ODU3/13/14

Field Goal Attempts

1. 67 vs. Charlotte.....3/11/15
2. 53 vs. Marshall3/11/16
- 53 vs. Charlotte.....3/10/16
- 53 vs. UTEP3/13/15

Field Goal %

1. 58.5 vs. Marshall3/11/16
2. 54.7 vs. Charlotte.....3/10/16
3. 54.3 vs. ODU3/13/14

3-Point FGM

1. 9 vs. UAB3/14/15
2. 8 vs. UTEP3/13/15
- 8 vs. Charlotte.....3/11/15
- 8 vs. Tulsa3/14/14

3-Point FGA

1. 22 vs. UTEP3/13/15
2. 21 vs. UAB3/14/15
- 21 vs. Charlotte.....3/11/15

3-Point FG%

1. 46.2 vs. Marshall3/11/16
2. 42.9 vs. UAB3/14/15
3. 40.0 vs. Tulsa3/14/14

Free Throws Made

1. 31 vs. Marshall3/11/16
2. 22 vs. ODU3/12/15
3. 19 vs. Tulsa3/14/14

Free Throws Attempted

1. 31 vs. Marshall3/11/16
2. 30 vs. ODU3/12/15
3. 27 vs. Tulsa3/14/14

Free Throw %

1. 75.6 vs. Marshall3/12/16
2. 73.3 vs. ODU3/12/15
3. 70.4 vs. Tulsa3/14/14

Rebounds

1. 40 vs. Charlotte.....3/10/16
2. 39 vs. Tulsa3/14/14
3. 36 vs. ODU3/13/14

Assists

1. 16 vs. Marshall3/11/16
2. 12 vs. UAB3/14/15
3. 10 vs. Charlotte.....3/10/16

Steals

1. 11 vs. Charlotte.....3/11/15
2. 9 vs. Charlotte.....3/10/16
3. 7 vs. ODU3/12/15

Blocks

1. 8 vs. ODU3/13/14
2. 7 vs. Charlotte.....3/10/16
3. 6 vs. UTEP3/13/15

Most Turnovers

1. 21 vs. Tulsa3/14/14
2. 17 vs. Charlotte.....3/10/16
3. 13 vs. ODU3/12/16
- 13 vs. Marshall3/11/16
- 13 vs. ODU3/13/14

Fewest Turnovers

1. 4 vs. Charlotte.....3/11/15
2. 8 vs. UTEP3/13/15
3. 10 vs. UAB3/14/15

INDIVIDUAL

Points

1. 27, Reggie Upshaw vs. Charlotte..3/10/16
2. 22, Perrin Buford vs. Charlotte..3/10/16
3. 20, JaQawn Raymond vs. Marshall...3/11/16

Field Goals Made

1. 10, Perrin Buford vs. Charlotte..3/10/16
2. 10, Reggie Upshaw vs. Charlotte..3/10/16
3. 7, Reggie Upshaw vs. Marshall ..3/11/16
- 7, Neiko Hunter vs. Tulsa3/14/14
- 7, Neiko Hunter vs. ODU3/13/14

Field Goal Attempts

1. 20, Reggie Upshaw vs. Charlotte..3/10/16
2. 15, Neiko Hunter vs. Tulsa3/14/14
3. 13, Perrin Buford vs. ODU3/12/16
- 13, Reggie Upshaw vs. Marshall..3/11/16

3-Point FGM

1. 5, JaQawn Raymond vs. Tulsa ..3/14/14
2. 4, DJ Jones vs. UTEP3/13/15
- 4, Giddy Potts vs. ODU3/12/16

3-Point FGA

1. 9, JaQawn Raymond vs. Tulsa ..3/14/14
2. 6, DJ Jones vs. UTEP3/13/15
- 6, DJ Jones vs. Charlotte3/11/15
- 6, Kerry Hammonds vs. ODU...3/13/14

Free Throws Made

1. 9, Perrin Buford vs. Marshall...3/11/16
2. 7, Reggie Upshaw vs. Charlotte...3/10/16
- 7, Perrin Buford vs. ODU3/12/15
- 7, JaQawn Raymond vs. ODU..3/12/15

Free Throws Attempted

1. 13, Reggie Upshaw vs. Charlotte...3/10/16
2. 11, Perrin Buford vs. Marshall ..3/11/16
- 11, Perrin Buford vs. ODU3/12/15

Rebounds

1. 11, Shawn Jones vs. ODU3/13/14
2. 10, Neiko Hunter vs. Tulsa3/14/14
3. 9, Reggie Upshaw vs. Marshall ..3/11/16
- 9, Giddy Potts vs. Charlotte ...3/10/16
- 9, Reggie Upshaw vs. Charlotte...3/10/16
- 9, Reggie Upshaw vs. ODU3/12/15
- 9, Jacques Rozier vs. Tulsa3/14/14

Assists

1. 5, Perrin Buford vs. Marshall...3/11/16
2. 4, JaQawn Raymond vs. ODU..3/12/15
- 4, Tweety Knight vs. ODU3/13/14

Steals

1. 3, DJ Jones vs. Charlotte3/11/15
- 3, Giddy Potts vs. Marshall3/11/16
- 3, Reggie Upshaw vs. Charlotte...3/10/16

Blocks

1. 3, Reggie Upshaw vs. Charlotte...3/10/16
- 3, Perrin Buford vs. UTEP3/13/15
- 3, Jacques Rozier vs. Tulsa3/14/14

Turnovers

1. 7, Tweety Knight vs. Tulsa3/14/14
2. 6, Tweety Knight vs. ODU3/13/14
3. 5, Reggie Upshaw vs. ODU3/12/15

Minutes Played

1. 39, JaQawn Raymond vs. ODU...3/12/16
2. 38, Perrin Buford vs. ODU3/12/16
3. 36, Reggie Upshaw vs. ODU ..3/12/16
- 36, Reggie Upshaw vs. Marshall..3/11/16
- 36, JaQawn Raymond vs. ODU...3/13/15
- 36, Neiko Hunter vs. Tulsa3/14/14

1975 Midwest Regional

OREGON STATE 78
MIDDLE TENNESSEE 67

March 15, 1975 - Lexington, Ky.

OSU	FG	3FG	FT	REB	F	TP	A	T	B	S	MIN
40 Smith*	7-10	NA	1-2	7	0	15	0	1	0	1	31
53 Shelton*	11-20	NA	1-2	11	4	23	1	7	2	0	31
42 Oxsen*	4-6	NA	3-4	7	1	11	2	1	1	1	22
30 Neal*	1-4	NA	0-0	1	1	2	4	1	1	7	36
33 Tucker*	1-4	NA	1-1	0	5	3	2	4	0	4	21
45 Miller	4-7	NA	2-2	3	4	10	1	4	1	2	23
32 Lee	1-5	NA	0-1	4	5	2	2	4	1	2	17
44 Daniel	3-6	NA	0-0	0	2	6	1	0	0	1	7
34 Jordan	0-1	NA	2-2	0	2	2	0	0	0	0	2
43 Bakke	0-2	NA	0-0	0	0	0	0	1	0	1	2
50 Runyon	0-1	NA	0-0	0	0	0	0	0	1	0	4
52 Hennessy	1-2	NA	0-2	1	1	2	0	0	0	0	2
54 Gregg	0-1	NA	0-0	0	0	0	0	0	0	0	1
55 Woolrich	1-1	NA	0-0	1	0	2	0	0	0	0	1
TEAM				5							
Totals	34-70	10-16	40	22	78	16	24	6	19	200	
FG	1st (14-30) 46.7									2nd (20-40) 50.0	
Game (48.6)											
FT	1st (2-4) 50.0									2nd (8-12) 66.7	Game (62.5)

MT	FG	3FG	FT	REB	F	TP	A	T	B	S	MIN
40 Sorrell*	10-20	NA	3-6	17	3	23	0	5	4	2	40
45 Peeler*	2-5	NA	1-2	5	3	5	2	5	0	0	20
55 Sisneros*	4-7	NA	2-5	8	3	10	0	4	2	4	34
20 Martin*	6-15	NA	6-9	3	2	18	4	6	0	1	37
30 Taylor*	0-2	NA	0-0	1	5	0	3	3	1	1	19
14 Allen	0-6	NA	0-0	3	1	0	0	5	0	3	24
10 Malcolm	0-2	NA	0-0	0	0	0	0	3	1	0	16
42 Darcus	4-4	NA	3-3	3	2	11	0	1	0	0	8
23 Collins	0-0	NA	0-0	0	0	0	0	0	0	0	1
52 Bonner	0-0	NA	0-0	1	0	0	0	1	0	0	1
TEAM				3							
Totals	26-61	15-25	44	19	67	12	31	7	12	200	
FG	1st (9-27) 33.3									2nd (17-34) 50.0	Game (42.6)
FT	1st (1-6) 16.7									2nd (14-19) 73.7	Game (60.0)

Officials: David Perry, Glen Barlow
Technical fouls: None

Score by Periods	1st	2nd	Total
Oregon State	30	48	78
Middle Tennessee	19	48	67

Fresh from winning its first-ever Ohio Valley Conference title for both the regular season and the league's postseason tournament, Middle Tennessee's Blue Raiders suffered a severe case of "first-appearance jitters" against Oregon State.

The Blue Raiders hit only 33 percent from the field and 17 percent at the foul line in the first half and found themselves trailing, 30-19.

The Blue Raiders played the Pac-8 runners-up dead even in the second half, but the 11-point margin was reflected in the final score, 78-67.

George Sorrell shared the game's scoring honors with OSU's Shelton, each with 23 points. George was the game's top rebounder with 17.

1977 Midwest Regional

MIDDLE TENNESSEE 76
DETROIT 93

March 13, 1977 - Baton Rouge, La.

MT	FG	3FG	FT	REB	F	TP	A	T	B	S	MIN
42 Coleman*	1-4	NA	0-0	1	1	2	0	4	0	0	15
55 Joyner*	8-17	NA	7-8	15	3	23	6	4	0	0	40
52 Martin*	13-23	NA	2-3	4	4	28	6	4	0	0	40
11 Mack*	1-8	NA	0-0	4	5	2	2	10	4	1	28
30 Taylor*	4-13	NA	1-3	11	5	9	2	6	0	0	38
20 Brown	6-13	NA	0-0	3	1	12	3	1	0	0	30
14 Burrell	0-1	NA	0-0	1	1	0	3	1	0	0	9
23 Render	0-0	NA	0-0	0	0	0	0	0	0	0	1
45 Thompson	0-0	NA	0-0	0	0	0	0	1	0	0	1
TEAM				3							
Totals	33-79	10-14	42	21	76	24	22	1	2	200	
FG	1st (16-39) 41.0									2nd (17-40) 42.5	
Game (41.7)											
FT	1st (6-9) 66.6									2nd (4-5) 80.0	Game (71.4)

UD	FG	3FG	FT	REB	F	TP	A	T	B	S	MIN
50 Long*	9-16	NA	2-2	3	2	20	2	6	3	2	36
52 Bostic*	2-2	NA	0-0	4	3	4	1	1	0	0	15
44 Tyler*	12-16	NA	5-8	15	1	29	1	3	2	2	39
20 Boyd*	6-14	NA	2-2	3	3	14	15	7	0	1	35
42 Duerod*	4-5	NA	2-3	4	0	10	1	3	3	1	28
54 Whitlow	3-4	NA	0-0	1	2	6	1	0	1	0	21
10 Anderson	2-4	NA	0-0	0	2	4	1	0	0	0	7
4 McCormick	1-1	NA	0-0	0	2	0	0	0	0	0	7
12 Ross	0-0	NA	0-0	0	1	0	0	0	0	0	4
34 Jackson	1-2	NA	0-0	0	2	0	2	0	0	1	5
30 Niles	0-0	NA	2-3	0	0	2	0	0	0	0	3
TEAM				2							
Totals	40-64	13-18	34	14	93	22	20	10	6	200	
FG	1st (21-33) 63.6									2nd (19-31) 61.2	Game (62.5)
FT	1st (4-6) 66.6									2nd (9-12) 75.0	Game (72.2)

Officials: Brown and Hannah.

Technical fouls: None

Score by Periods	1st	2nd	Total
Middle Tennessee	38	38	76
Detroit	46	47	93

Detroit, coached by TV-personality-to-be Dick Vitale, took advantage of a hot shooting hand (62.5 percent for the game) to overcome solid rebounding by Middle Tennessee.

The only Blue Raider lead of the game came briefly in the second half, 54-52, on a tip-in by center Bob Martin. However, Detroit immediately went on a 25-8 scoring run that iced the decision despite 28 points from Martin and 15 rebounds by forward Greg Joyner.

1982 Midwest Regional

MIDDLE TENNESSEE 50
KENTUCKY 44

March 11, 1982 - Nashville, Tenn.

MT	FG	3FG	FT	REB	F	TP	A	T	B	S	MIN
34 Hailey*	1-5	NA	0-0	6	2	2	3	1	5	0	35
44 Beck*	4-7	NA	6-9	10	1	14	0	2	0	0	40
22 Harris*	3-6	NA	0-0	9	2	6	1	1	1	1	35
10 Perry*	4-10	NA	1-5	1	0	9	3	3	0	0	40
30 Campbell*	8-16	NA	3-3	7	2	19	1	3	2	1	38
32 Dorsey	0-1	NA	0-1	1	0	0	0	0	0	0	7
50 Perry	0-0	NA	0-0	1	0	0	0	0	0	0	5
TEAM				1							
Totals	20-45	10-18	36	7	50	8	10	8	2	200	
FG	1st (12-27) 44.4									2nd (8-18) 44.4	
Game (44.4)											
FT	1st (6-6) 1.000									2nd (4-12) 33.3	Game (55.6)

UK	FG	3FG	FT	REB	F	TP	A	T	B	S	MIN
32 Hord*	2-16	NA	2-2	6	3	6	2	3	0	0	39
34 Verderber*	1-2	NA	0-0	5	4	2	1	0	0	0	25
54 Turpin*	4-9	NA	0-0	5	3	8	0	2	4	1	23
10 Minniefield*	4-11	NA	0-0	3	2	8	4	0	0	0	40
20 Master*	4-8	NA	0-0	0	1	1	8	2	1	0	24
11 Beal	2-2	NA	0-0	0	1	1	4	1	1	0	16
33 Heitz	0-1	NA	0-0	2	0	0	0	0	0	0	3
40 McKinley	0-1	NA	0-0	0	1	0	0	0	0	0	2
44 Hurt	4-6	NA	0-0	0	5	8	0	0	0	0	28
TEAM				4							
Totals	21-56	2-2	27	20	44	10	7	4	2	200	
FG	1st (14-33) 42.4									2nd (7-23) 30.4	Game (37.5)
FT	1st (2-2) 1.000									2nd (0-0) .000	Game (1.000)

Officials: John Dabrow, John Clougherty, Gordon Birk

Technical fouls: None

Score by Periods	1st	2nd	Total
Middle Tennessee	30	20	50
Kentucky	30	14	44

In what is quite arguably the biggest Blue Raider basketball victory ever, Middle Tennessee got off to a very quiet start, trailing 8-0 after two-and-a-half minutes of play.

The Raiders fashioned a moderate lead late in the half and the score was knotted at 30 at the intermission. The score was tied three times in the second half as well, but Kentucky was never able to regain the lead.

It was a rock-ribbed defense that stopped the Wildcats. Not a single Kentucky player mustered more than eight points, but Rick Campbell had 19 and Jerry Beck had 14 for the Blue Raiders.

Beck's 10 rebounds helped fashion a 36-27 edge on the boards for Middle Tennessee.



1982 Midwest Regional
MIDDLE TENNESSEE 56
LOUISVILLE 81

March 13, 1982 - Nashville, Tenn.

MT	FG	3FG	FT	REB	F	TP	A	T	B	S	MIN
34 Hailey *	1-3	NA	0-0	2	5	2	1	1	0	1	10
44 Beck *	6-13	NA	10-11	6	2	22	0	2	0	0	39
20 Harris *	0-2	NA	0-0	3	2	0	1	3	0	1	22
10 Perry *	2-4	NA	0-0	1	0	4	1	3	0	1	25
30 Campbell *6-13	NA	0-0	1	5	12	3	8	0	0	0	31
12 Mayfield	0-0	NA	0-0	3	0	2	4	0	0	0	8
14 Frost	0-0	NA	0-0	2	0	0	0	0	0	0	6
22 Fowler	0-1	NA	0-0	0	0	0	0	0	0	0	1
24 Mapes	0-0	NA	0-0	0	0	0	1	0	0	0	7
32 Dorsey	2-4	NA	2-2	3	1	8	1	2	0	1	17
50 Perry	1-4	NA	0-0	3	2	2	0	0	0	0	12
52 Beck	2-2	NA	0-2	0	2	4	0	1	0	0	6
55 Johnson	1-3	NA	0-0	2	2	2	0	2	0	1	16
TEAM				3							

Totals 22-49 12-15 26 24 56 10 26 0 5 200
FG 1st (9-21) 42.9 2nd (13-28) 46.4 Game (44.9)
FT 1st (4-4) 1.000 2nd (8-11) 72.7 Game (80.0)

UL	FG	3FG	FT	REB	F	TP	A	T	B	S	MIN
22 McCray *	2-3	NA	3-5	4	1	7	2	3	0	1	34
43 Smith *	6-9	NA	5-7	5	3	17	2	1	1	2	24
41 Brown *	1-2	NA	1-1	2	2	3	2	2	0	1	9
4 Gordon *	2-6	NA	1-2	1	0	5	1	2	1	1	28
5 Eaves *	4-8	NA	5-5	0	4	13	3	4	0	4	22
12 Jones	0-0	NA	1-2	0	1	0	0	0	0	0	2
20 Wagner	2-5	NA	0-1	0	4	0	1	0	0	0	21
21 McCray	1-2	NA	0-0	1	0	2	2	1	0	0	7
25 Jeter	0-0	NA	0-0	0	0	0	0	0	0	0	3
30 Forrest	2-2	NA	0-1	0	1	4	1	0	0	0	6
33 Jones	4-6	NA	3-3	5	4	11	2	1	1	2	24
44 Wright	5-5	NA	2-2	3	0	12	0	2	0	1	17
45 Mitchell	1-2	NA	0-0	1	1	2	1	0	0	0	3
TEAM				2							

Totals 30-50 21-29 24 17 81 16 17 3 12 200
FG 1st (11-23) 47.8 2nd (19-27) 70.4 Game (60.0)
FT 1st (8-11) 72.7 2nd (13-18) 72.2 Game (72.4)

Officials: Tom Harrington, Hank Nichols, Gordon Birk
 Technical fouls: None
 Score by Periods 1st 2nd Total
 Middle Tennessee 22 34 56
 Louisville 30 51 81

Middle Tennessee broke out to leads of 6-0 and 12-5, only to see the Cardinals race past for a 30-22 halftime lead that steadily mounted in the second half.

The Raiders again had an edge in rebounds (26-24) but committed 26 turnovers against only 17 for Louisville.

Jerry Beck had 22 points to pace the Raider offense, and Derek Smith had 17 to lead the Cards.

1985 Southeast Regional
MIDDLE TENNESSEE 57
NORTH CAROLINA 76

March 14, 1985 - Notre Dame, Ind.

MT	FG	3FG	FT	REB	F	TP	A	T	B	S	MIN
30 Thompson *10-17	NA	0-0	8	4	20	3	1	0	1	37	
44 Hammonds *	3-18	NA	3-4	7	4	9	0	5	0	1	40
50 Miller *	1-2	NA	0-0	2	3	2	0	1	2	0	24
22 Cooksey *7-22	NA	0-1	5	3	14	2	1	0	1	38	
32 Johnson *	4-6	NA	0-2	6	5	8	0	2	0	4	26
10 Murray	0-0	NA	0-0	1	0	0	1	0	1	14	
12 Stevenson	2-3	NA	0-0	1	0	4	1	1	0	0	5
34 Smith	0-2	NA	0-0	1	2	0	0	0	0	0	16
TEAM				1							

Totals 27-70 3-7 32 21 57 7 12 2 8 200
FG 1st (15-33) 45.5 2nd (12-37) 32.4 Game (38.6)
FT 1st (1-3) .333 2nd (2-4) 50.0 Game (42.9)

UNC	FG	3FG	FT	REB	F	TP	A	T	B	S	MIN
24 Wolf *	6-9	NA	6-7	11	2	18	0	4	1	0	34
35 Popson *	1-4	NA	0-0	1	1	2	0	1	0	0	9
42 Daugherty *11-15	NA	3-4	11	3	25	1	3	2	0	35	
25 Hale *	1-4	NA	0-0	4	1	2	2	3	0	1	32
30 Smith *	1-6	NA	4-4	4	1	6	7	5	0	1	39
22 Peterson	1-2	NA	4-4	2	0	6	1	0	0	0	18
33 Smith	0-1	NA	0-0	1	0	0	0	0	0	0	3
43 Hunter	1-4	NA	1-3	0	0	3	0	0	0	1	7
54 Martin	6-8	NA	2-5	7	4	14	0	0	6	0	23
TEAM				0							

Totals 28-53 20-27 41 12 76 11 16 10 3 200
FG 1st (12-26) 46.2 2nd (16-27) 59.3 Game (52.8)
FT 1st (7-10) 70.0 2nd (13-17) 76.5 Game (74.1)

Officials: Jim Bain, Jerry White, Mike Sierco
 Technical fouls: None
 Score by Periods 1st 2nd Total
 Middle Tennessee 31 26 57
 North Carolina 31 45 76

Middle Tennessee played the highly favored Tarheels dead even for nearly 30 minutes, but finally succumbed to superior size and depth.

At halftime, the two teams were tied at 31, but midway through the second period, North Carolina began to pull steadily ahead. The Raiders were outrebounded 41-31; outshot 52.8 percent to 38.6; and outscored at the foul line, 20-3. Lonnie Thompson scored 20 points for the Raiders, and the Tarheel's scoring was paced by 25 from Brad Daugherty.

1986 National Invitation Tournament
MIDDLE TENNESSEE 81
CLEMSON 99

March 13, 1986 - Clemson, S.C.

MT	FG	3FG	FT	REB	F	TP	A	T	B	S	MIN
00 Baynham *	4-14	0-0	1	2	8	2	1	1	1	1	17
30 Tunstall *	1-3	0-0	2	1	2	3	0	0	0	0	23
42 Hammonds *	2-5	0-1	6	5	4	1	1	0	0	13	
22 Cooksey *	9-20	7-7	4	2	25	5	1	0	1	40	
32 Johnson *	1-1	0-0	0	2	0	3	0	1	4		
4 Washington	5-9	0-1	1	3	10	6	4	1	3	36	
20 Campbell	0-2	0-0	2	2	0	0	1	0	0	12	
44 McGill	6-9	3-6	5	2	15	0	0	1	0	26	
52 Rainey	6-13	3-4	4	4	15	0	2	0	0	29	
TEAM				4							

Totals 34-76 13-19 29 21 81 17 13 3 6 200
FG 1st (15-33) 45.5 2nd (19-43) 44.2 Game (44.7)
FT 1st (6-8) 75.0 2nd (7-11) 63.6 Game (68.4)

CU	FG	3FG	FT	REB	F	TP	A	T	B	S	MIN
33 Corbit *	9-13	2-2	2	3	20	2	4	1	2	38	
54 Grant *	11-14	11-12	14	3	33	4	4	0	3	33	
21 McCants *	6-9	4-6	8	4	16	0	5	1	0	29	
3 Michael *	2-5	1-2	1	4	5	2	0	0	0	30	
10 Marshall *	3-5	2-2	2	2	8	13	2	0	2	38	
4 Tait	0-0	0-0	0	1	0	0	0	0	0	2	
14 Middleton	1-4	0-0	4	1	2	1	0	0	0	11	
23 Pryor	4-9	5-6	6	0	13	0	3	0	0	15	
42 Jenkins	0-0	0-0	1	0	0	1	0	0	0	2	
24 Holstein	1-2	0-0	1	0	2	0	1	0	0	1	
35 Stone	0-0	0-0	0	0	0	0	0	0	0	1	
TEAM				2							

Totals 37-61 25-30 41 18 99 23 19 2 7 200
FG 1st (18-32) 56.3 2nd (19-29) 65.5 Game (60.7)
FT 1st (11-14) 78.6 2nd (14-16) 87.5 Game (83.3)

Officials: Reggie Copeland, Wally Tanner, Benn Dunn
 Technical fouls: None
 Score by Periods 1st 2nd Total
 Middle Tennessee 36 45 81
 Clemson 47 52 99

Hitting a sizzling 61 percent from the floor by connecting on 37 of 61 field goal attempts, Clemson led from tip-off to buzzer in the first NIT appearance ever for the Blue Raiders.

Kim Cooksey led Middle Tennessee with 25 points, helped out by 15 each from Jimmy McGill and Dwayne Rainey, both of whom came off the bench.

Horace Grant had 33 and Glenn Corbit 20 points for the winners.

Grant's 14 rebounds paced Clemson to a lopsided 41-29 edge on the boards. Kerry Hammonds was MT's top rebounder with six.



1987 East Regional

MIDDLE TENNESSEE 71
NOTRE DAME 84

March 12, 1987 - Charlotte, N.C.

MT	FG	3FG	FT	REB	F	TP	A	T	B	S	MIN
15 Tunstill *	2-4	0-0	2-3	4	4	6	5	1	0	1	35
50 Henry *	6-11	0-0	1-2	3	3	13	0	2	0	0	21
25 D. Rainey *	8-19	0-0	6-7	6	5	22	1	2	0	0	36
4 Washington *	1-9	0-1	0-0	9	4	2	7	2	0	1	39
11 C. Rainey *	4-7	2-3	0-0	0	2	10	0	1	0	0	23
00 Baynham	2-4	0-0	3-4	3	4	7	2	1	0	0	20
3 Snell	0-1	0-1	0-0	0	0	0	0	0	0	0	1
14 Harris	0-1	0-0	0-0	0	0	0	0	0	0	0	1
20 Cook	0-0	0-0	0-0	1	0	0	0	0	0	0	1
21 Miller	0-0	0-0	0-0	0	0	0	0	0	0	0	1
44 Hammonds	4-7	0-0	3-3	4	2	11	1	1	1	1	21
45 McGill	0-0	0-0	0-0	0	0	0	0	0	0	0	1
TEAM				5							

Totals 27-63 2-5 15-19 35 24 71 16 10 1 2 200
FG 1st (11-27) 40.7 2nd (16-36) 44.4
Game (42.9)
3-Pt. FG 1st (0-1) .000 2nd (2-4) 50.0 Game (40.0)
FT 1st (9-10) 90.0 2nd (6-9) 66.7 Game (78.9)

ND	FG	3FG	FT	REB	F	TP	A	T	B	S	MIN
15 Royal *	8-15	0-0	8-10	7	3	24	3	1	0	1	40
24 Stevenson *	5-11	0-0	7-9	6	3	17	2	3	1	0	38
54 Voce *	1-1	0-0	0-0	3	4	2	1	1	0	0	35
4 Rivers *	8-15	1-2	10-11	7	2	27	6	1	0	2	40
10 Hicks *	6-10	0-0	2-2	3	3	14	0	0	0	1	31
33 Connor	0-0	0-0	0-0	0	0	0	0	0	0	0	3
40 Jackson	0-1	0-0	0-0	2	0	0	0	0	0	0	8
43 Paddock	0-0	0-0	0-0	0	1	0	0	0	0	0	5
TEAM				5							

Officials: Bobby Dibler, Frank Scagliotta, Richard Lynch
Technical fouls: None
Score by Periods 1st 2nd Total
Middle Tennessee 31 40 71
Notre Dame 37 47 84

After receiving the only at-large bid in the history of the Ohio Valley Conference, the Blue Raiders lost something of a see-saw battle with Notre Dame's Irish. Middle Tennessee led early in the first half, fell behind, then led again for a time late in the half only to see Notre Dame pull to a 37-31 halftime edge. The Raiders never led in the second half, but pulled within two points twice, with 5:59 remaining and at 5:20.

Dwayne Rainey had 22 points for Middle Tennessee. He also led all rebounders in the game with nine.

1988 National Invitation Tournament

TENNESSEE 80
MIDDLE TENNESSEE 85

March 18, 1988 - Murfreesboro, Tenn.

UT	FG	3FG	FT	REB	F	TP	A	T	B	S	MIN
31 Nix *	9-20	0-0	3-4	12	3	21	1	1	2	0	40
33 Griffin *	1-4	1-4	0-0	1	3	3	0	1	0	1	29
50 Roth *	5-11	2-5	2-2	12	4	14	0	1	0	0	18
11 Swearingen *	8-11	0-0	2-4	3	5	18	7	4	0	1	31
14 Hausley *	4-14	1-4	1-2	0	5	10	2	3	0	1	38
20 Richardson	0-0	0-0	0-0	1	0	0	0	0	0	0	4
25 Henry	1-2	1-2	0-0	1	2	3	5	1	0	0	13
34 Reese	0-1	0-0	1-3	1	0	1	0	0	0	0	9
51 Lockhart	5-11	0-0	0-0	6	5	10	1	0	0	0	18
TEAM				3							

Totals 33-74 5-15 9-15 40 27 80 16 11 2 3 200
FG 1st (15-31) 48.4 2nd (18-43) 41.9
Game (44.6)

3-Pt. FG 1st (0-1) .000 2nd (5-14) 35.7 Game (33.3)
FT 1st (5-8) 62.5 2nd (4-7) 57.1 Game (60.0)

MT	FG	3FG	FT	REB	F	TP	A	T	B	S	MIN
00 Baynham *	2-7	0-0	4-4	4	5	8	2	3	0	1	39
4 Gregory *	4-10	0-0	2-2	6	0	10	1	2	0	0	29
50 Henry *	7-11	0-0	4-5	9	2	19	2	2	0	1	26
11 C. Rainey *	6-10	3-4	5-6	5	1	20	6	0	0	2	29
14 Harris *	4-9	0-1	9-11	1	2	17	2	2	0	3	31
3 Snell	0-0	0-0	0-0	1	0	0	1	0	0	0	21
21 Ingram	0-4	0-0	0-0	3	2	0	0	1	1	0	6
25 D. Rainey	5-8	0-0	2-3	9	4	12	0	3	0	0	19
32 Rogers	0-0	0-0	0-0	0	0	0	0	0	0	0	1
TEAM				3							

Officials: Arthur Willard, Terry Kuhl, Tom Grzywinski
Technical fouls: None
Score by Periods 1st 2nd Total
Tennessee 35 45 80
Middle Tennessee 42 43 85

Reveling in their role as hosts, the Blue Raiders got Tennessee down early and kept it there, never trailing in rapping out a solid win. Middle Tennessee led by 10 after just over 10 minutes of play.

The Vols staged a late second-half rally to shave the lead to only two at 75-73 with 1:44 left, but some clutch free-throw shooting by Gerald Harris and Ty Baynham kept UT at bay.

Chris Rainey led five Blue Raiders in double figures with 20 points. Randy Henry had 19, Harris 17, Dwayne Rainey added 12, and Leslie Gregory had 10.

Dyron Nix had 21 and Clarence Swearingen had 18 for the Vols.

1988 National Invitation Tournament

GEORGIA 59
MIDDLE TENNESSEE 69

March 22, 1988 - Murfreesboro, Tenn.

UGA	FG	3FG	FT	REB	F	TP	A	T	B	S	MIN
21 Mack *	4-10	0-2	4-4	3	4	12	0	2	0	1	30
22 Cole *	2-6	0-0	0-0	4	2	4	2	2	0	0	33
33 Kessler *	7-14	0-0	2-3	9	2	16	1	0	0	0	30
14 Hamilton *	2-6	-01	0-0	0	0	0	0	0	1	0	38
40 Anderson *	7-13	0-1	4-4	2	5	18	0	1	2	1	22
10 Blakley	0-2	0-1	0-0	0	0	0	0	0	1	0	4
12 Patton	2-5	1-3	0-0	0	3	5	3	0	0	0	26
23 Harron	0-0	0-0	0-0	0	0	0	0	0	0	0	7
35 Austin	0-3	0-0	0-0	4	0	0	0	0	0	1	10
TEAM				1							

Totals 24-59 1-8 10-11 24 18 59 10 7 2 4 200
FG 1st (14-28) 50.0 2nd (10-29) 34.5
Game (40.7)

3-Pt. FG 1st (1-1) 1.000 2nd (0-7) .000 Game (12.5)
FT 1st (4-5) 80.0 2nd (6-6) 1.000 Game (90.9)

MT	FG	3FG	FT	REB	F	TP	A	T	B	S	MIN
00 Baynham *	11-17	1-1	1-1	4	2	24	1	2	1	1	37
4 Gregory *	0-1	0-0	0-0	1	0	0	0	0	0	0	2
25 D. Rainey *	3-8	0-0	0-3	9	3	6	3	2	0	0	32
3 Snell *	3-5	2-2	2-2	5	1	10	5	0	0	0	30
14 Harris *	1-5	0-1	0-2	2	2	9	5	0	1	1	34
11 C. Rainey	1-2	1-2	0-0	2	0	3	1	1	0	0	8
21 Ingram	1-2	0-0	0-0	7	0	2	0	0	2	0	11
32 Rogers	1-4	0-1	2-2	1	1	4	0	1	0	1	11
50 Henry	8-15	0-0	2-2	12	3	18	0	1	1	0	35
TEAM				3							

Officials: Rusty Herring, David Hodge, Ralph Pickett
Score by Periods 1st 2nd Total
Georgia 33 26 59
Middle Tennessee 36 33 69

Hosting their second SEC foe in five days, the Blue Raiders had to struggle early before putting away Georgia's Bulldogs.

Middle Tennessee trailed by as many as eight points (25-17) in the first half before rallying for a 36-33 halftime lead behind 13 points from Ty Baynham and 10 from Randy Henry.

Middle Tennessee hit 49 percent from the floor against 41 for Georgia and had a solid 46-24 lead in rebounds. Baynham was the Raiders' top scorer with 24 points, followed by 18 from Henry and 10 by Phil Snell. Willie Anderson had 18 and Alec Kessler added 16 for Georgia.

1988 National Invitation Tournament
BOSTON COLLEGE 78
MIDDLE TENNESSEE 69

March 26, 1988 - Murfreesboro, Tenn.

BC	FG	3FG	FT	REB	F	TP	A	T	B	S	MIN
24 S. Benton*	4-11	0-2	9-13	17	0	17	6	0	0	0	38
34 Francis*	3-8	0-0	0-0	2	4	6	1	1	0	0	14
44 Scott*	2-5	0-0	0-0	5	3	4	0	0	0	1	19
3 Barros*	9-17	4-8	2-4	2	1	24	5	2	0	1	40
11 J. Benton*	3-8	2-4	2-2	4	1	10	4	2	0	0	37
15 Bishop	0-0	0-0	0-0	0	0	0	0	0	0	0	1
30 Moran	0-1	0-0	0-0	2	1	0	0	1	0	0	3
31 Beasley	2-4	0-0	3-4	2	3	7	0	2	0	0	14
32 Corcoran	0-1	0-1	0-0	0	0	0	0	0	0	0	2
35 Able	3-4	0-0	1-2	4	3	7	0	2	0	0	14
40 Pruitt	0-1	0-0	1-2	2	1	1	0	1	0	0	3
50 Foley	1-1	0-0	0-0	1	3	2	0	0	0	0	13
TEAM				4							

Totals 27-616-1518-27 45 20 78 16 10 0 2 200
FG 1st (14-33) 42.4 2nd (13-28) 46.4
Game (44.3)
3-Pt. FG 1st (4-9) 44.4 2nd (2-6) 33.3 Game (40.0)
FT 1st (7-11) 63.6 2nd (9-16) 56.3 Game (66.7)

MT	FG	3FG	FT	REB	F	TP	A	T	B	S	MIN
00 Baynham*	6-17	0-1	0-3	7	4	12	2	2	1	0	39
50 Henry*	15-26	1-1	3-4	12	3	34	0	1	0	2	40
25 D. Rainey*	2-5	0-0	0-4	12	5	4	4	2	0	1	34
3 Snell*	4-8	0-2	0-0	5	3	8	1	0	0	0	16
14 Harris*	0-7	0-1	0-0	5	0	10	1	0	0	1	36
11 C. Rainey	3-11	3-10	2-2	2	2	11	1	0	0	1	30
21 Ingram	0-0	0-0	0-0	1	1	0	0	0	2	0	4
32 Rogers	0-0	0-0	0-0	0	0	0	0	1	0	0	1
TEAM				3							

Officials: Dan Hooker, Mike Jag, John Costabile
 Score by Periods 1st 2nd Total
 Boston College 39 39 78
 Middle Tennessee 34 35 69

The trail to New York City's final two NIT rounds ended abruptly for the Blue Raiders, the result of a combination of a solid Boston College team and a knee injury to guard Chris Rainey.

Rainey injured his knee against Tennessee and was limited to only 11 minutes of play in the win over Georgia. He gamely came back to play 30 minutes against BC, but was obviously not in his usual form, on either offense or defense.

Randy Henry had one of his best games as a Blue Raider, racking up 34 points and grabbing 12 rebounds. Baynham had 12 points and Chris Rainey added 11, as Middle Tennessee ended its season at 23-11.

1989 Southeast Regional
FLORIDA STATE 83
MIDDLE TENNESSEE 97

March 16, 1989 - Nashville, Tenn.

FSU	FG	3FG	FT	REB	F	TP	A	T	B	S	MIN
24 Dawson*	10-17	0-1	1-1	8	5	21	0	2	0	1	33
30 Thomas*	2-7	0-0	1-2	9	2	5	1	2	0	0	24
34 Hunter*	7-11	0-0	2-3	8	1	16	1	4	1	2	28
21 McCloud*	4-15	4-11	0-1	5	1	12	5	2	0	0	40
22 Mayes*	9-12	1-3	1-1	2	5	20	2	3	0	0	34
5 Hands	0-1	0-0	0-0	0	0	0	0	0	0	0	2
11 Mitchell	4-10	0-0	0-1	5	1	8	7	2	0	1	34
14 Johnson	0-0	0-0	1-2	0	0	1	0	0	0	0	4
31 White	0-0	0-0	0-0	0	2	0	0	0	0	0	1
TEAM				3							

Totals 36-735-15 6-11 40 17 83 16 15 1 4 200
FG 1st (22-38) 57.9 2nd (14-35) 40.0
Game (49.3)
3-Pt. FG 1st (5-9) 55.6 2nd (0-6) .000 Game (33.3)
FT 1st (2-4) 50.0 2nd (4-7) 57.1 Game (54.4)

MT	FG	3FG	FT	REB	F	TP	A	T	B	S	MIN
35 Vance*	0-3	0-0	0-0	3	0	0	1	2	1	0	10
50 Henry*	12-18	0-0	2-2	10	3	26	1	1	0	2	36
44 Hammonds*	5-14	0-0	1-2	13	4	11	1	3	0	4	39
14 Harris*	4-9	1-4	0-1	3	1	9	7	2	0	1	36
11 Rainey*	2-8	1-5	4-4	4	3	9	2	4	0	0	30
3 Hunter	0-0	0-0	0-0	0	0	0	0	0	0	0	1
20 Buck	7-7	6-6	6-6	2	2	26	4	2	0	1	22
21 Ingram	0-0	0-0	0-0	1	2	0	0	0	0	0	4
22 Webb	4-8	1-2	2-2	2	1	11	3	0	0	1	15
30 Wallace	2-3	0-1	1-2	0	1	5	0	0	0	0	7
TEAM				0							

Totals 36-709-1816-19 38 17 97 19 14 1 9 200
FG 1st (19-37) 51.4 2nd (17-33) 51.5 Game (51.4)
3-Pt. FG 1st (3-6) 50.0 2nd (6-12) 50.0 Game (50.0)
FT 1st (3-6) 50.0 2nd (13-13) 1.000
Game (84.2)

Officials: John Carr, Steve Welmer, Joe Mingle
 Technical fouls: None
 Score by Periods 1st 2nd Total
 Florida State 51 32 83
 Middle Tennessee 44 53 97

There may have been bigger comebacks in Middle Tennessee basketball history, but none more important than this victory over a highly regarded band of Seminoles. Middle Tennessee trailed by 17 (67-50) with just 16 minutes to play but it outscored FSU, 47-16, the rest of the way. The catalyst for the Middle Tennessee comeback was the shooting of freshman guard Mike Buck, who posted what would remain a career-high 26 points without missing a shot. He was 7 for 7 from the field (including 6 for 6 from 3-point range) and 6 for 6 at the foul line, all in only 22 minutes of play. Forward Randy Henry also had 26 points for the Raiders.

1989 Southeast Regional
MIDDLE TENNESSEE 88
VIRGINIA 104

March 18, 1989 - Nashville, Tenn.

MT	FG	3FG	FT	REB	F	TP	A	T	B	S	MIN
33 Vance*	0-2	0-0	0-0	2	0	0	1	0	0	0	9
50 Henry*	9-20	1-2	4-4	3	2	23	2	0	0	1	34
44 Hammonds*	8-14	0-0	6-7	15	3	22	5	1	0	1	37
14 Harris*	5-7	2-3	0-0	2	2	12	0	1	0	0	23
11 Rainey*	7-15	3-5	6-7	4	5	23	5	4	0	0	33
3 Hunter	0-1	0-0	0-0	0	0	0	0	0	0	1	1
20 Buck	0-4	0-4	2-2	1	4	2	2	0	0	0	24
21 Ingram	0-1	0-0	0-0	1	3	0	0	0	1	0	8
22 Webb	0-2	0-0	0-0	0	4	0	1	1	0	0	12
30 Wallace	3-6	0-2	0-0	3	3	6	2	1	0	0	19
TEAM				1							

Totals 32-726-1618-20 32 26 88 18 8 1 3 200
FG 1st (15-35) 42.9 2nd (17-37) 45.9
Game (44.4)
3-Pt. FG 1st (3-5) 60.0 2nd (3-11) 27.3 Game (37.5)
FT 1st (6-6) 1.000 2nd (12-14) 85.7 Game (90.0)

UVA	FG	3FG	FT	REB	F	TP	A	T	B	S	MIN
20 Stith*	7-11	0-0	12-12	4	4	26	1	1	0	0	31
30 Blundin*	4-10	0-0	0-2	8	2	8	0	1	0	0	32
32 Dabbs*	1-2	0-0	2-2	5	5	4	0	2	0	0	15
11 Morgan*	11-22	5-6	6-6	5	3	33	0	2	0	0	33
22 Crotty*	10-13	2-3	3-8	5	3	25	14	1	0	0	39
12 Turner	1-2	0-0	4-4	4	3	6	0	2	0	1	15
21 Williams	0-0	0-0	0-0	1	0	0	1	2	0	0	1
24 Katstra	0-1	0-1	0-0	1	0	0	1	0	0	0	6
31 Cooke	0-0	0-0	0-0	1	0	0	0	1	0	0	1
44 Daniel	1-3	0-0	0-0	10	2	2	0	0	0	0	28
TEAM				2							

Totals 35-647-1027-34 45 22 104 17 11 0 1 200
FG 1st (19-36) 52.8 2nd (16-28) 57.1 Game (54.7)
3-Pt. FG 1st (3-5) 60.0 2nd (4-5) 80.0 Game (70.0)
FT 1st (8-10) 80.0 2nd (19-24) 79.2 Game (79.4)

Officials: Tom Herrington, Joseph Sylvester, Tom Clark
 Technical fouls: None
 Score by Periods 1st 2nd Total
 Middle Tennessee 39 49 88
 Virginia 49 55 104

Midnight came early for the Cinderella Raider team, with the quick and talented Cavaliers taking a solid lead early and never relinquishing it.

Chris Rainey and Randy Henry had 23 points apiece for Middle Tennessee and Richard Morgan led Virginia with 33. A total of three players from each team scored more than 20 points in the shootout, with the Cavaliers hitting 54.7 percent to 44.4 for Middle Tennessee.

2010 CollegInsider.com Tournament**MIDDLE TENNESSEE 79****MISSOURI STATE 87****March 17, 2010 - Springfield, Mo.**

MT (19-14)	FG	3FG	FT	REB	F	TP	A	T	B	S	MIN	
24 Haddock, M.	7-10	2-2	0-1	2-4	6	4	16	3	3	0	1	34
31 Yates, D.	12-15	4-5	2-2	2-1	3	4	30	1	1	0	0	31
04 O'Neill, C.	2-7	0-1	2-2	3-2	3	6	4	2	0	0	35	
05 Emanuel, R.	2-3	0-0	0-0	0-4	4	1	4	1	0	0	1	25
15 Washington, J.	4-10	4-7	1-2	0-2	2	13	4	5	0	1	34	
30 Sulton, J.T.	1-4	0-0	1-2	1-0	1	2	3	0	0	0	14	
32 Otley, T.	1-3	0-0	0-0	1-1	2	2	0	1	1	0	5	
34 Gallman, J.	1-4	1-4	2-2	0-0	0	5	2	0	0	1	22	
TEAM			1-0	-1								
Totals	30-56	11-19	11-10	14-24	79	15	12	1	4	200		

FG 1st: 13-24 54.2% 2nd: 17-32 53.1% Game: 53.6%
3-Pt. FG 1st: 2-4 50.0% 2nd: 9-15 60.0% Game: 57.9%
FT 1st: 3-4 75.0% 2nd: 5-7 71.4% Game: 72.7%

MSU (21-12)	FG	3FG	FT	REB	F	TP	A	T	B	S	MIN	
01 Pickens, K.	2-3	0-1	2-4	2-1	3	1	6	1	0	0	0	23
34 Weems, K.	7-13	4-7	6-6	0-3	3	24	2	0	0	0	25	
21 Patterson, C.	2-5	0-0	0-0	1-0	1	2	4	0	3	0	15	
10 Leonard, A.	6-7	3-4	2-2	0-1	1	17	1	2	0	2	34	
15 Mallett, J.	5-7	1-2	2-0	3-3	2	13	3	0	0	2	35	
00 Fuehrmeyer, J.	0-0	0-0	0-0	0-0	1	0	2	2	0	0	15	
02 Ricks, N.	4-7	0-1	0-1	1-2	0	8	5	2	0	2	24	
33 Jones, J.	0-1	0-0	0-0	0-0	0	0	0	0	0	0	2	
44 Creekmore, W.	3-5	1-1	7-7	1-6	7	14	1	1	2	0	20	
50 Rhine, J.	0-0	0-0	1-2	0-3	3	1	0	0	0	0	7	
TEAM			1-0	-1								
Totals	29-49	16-20	24-18	24-11	87	15	10	2	6	200		

FG 1st: 14-26 53.8% 2nd: 15-22 68.2% Game: 60.4%
3-Pt. FG 1st: 1-7 14.3% 2nd: 8-9 88.9% Game: 56.3%
FT 1st: 5-7 71.4% 2nd: 15-17 88.2% Game: 83.3%

Officials: Terry Oglesby, Frank Spencer, Terry Davis

Score by Periods	1st	2nd	Total
Middle Tennessee	31	48	79
Missouri State	34	53	87

Senior Desmond Yates scored 21 points in the second half to help give Middle Tennessee a shot at a win over Missouri State, but the Blue Raiders fell 87-79 in the first round of the CollegInsider.com Tournament.

Yates, who had struggled in recent weeks, ended the night with a season high 30 points after going 12-15 from the field and 4-5 from behind the arc.

As a team, the Blue Raiders shot 53.6 percent from the field, with senior Montarrio Haddock and junior James Washington adding 16 and 13 points respectively.

Middle Tennessee went 8-11 from the free throw line which aided the Bears, who were 20-24, with Will Creekmore going a perfect 7-7 at the charity stripe.

The Blue Raiders outshot Missouri State 54.2 percent to 53.8 percent from the field in the first half but the Bears had two more points off turnovers with eight.

2012 National Invitation Tournament**(5) MARSHALL 78****(4) MIDDLE TENNESSEE 86****March 13, 2012 - Murfreesboro, Tenn.**

MU (21-14)	FG	3FG	FT	REB	F	TP	A	T	B	S	MIN	
01 Tinnon, D.	7-11	1-1	3-4	6-5	11	3	18	1	1	0	0	29
02 Goff, R.	0-2	0-0	1-2	0-2	4	1	0	0	0	0	17	
03 Pitts, D.	7-16	5-9	0-0	1-2	3	4	19	1	4	0	3	34
23 Johnson, S.	4-10	1-4	2-2	0-4	5	11	2	2	0	0	31	
24 Kane, D.	3-12	0-2	7-10	1-6	7	5	13	3	4	0	1	32
00 Martin, C.	0-1	0-1	0-0	0	0	0	0	0	0	0	1	4
04 Hanner, J.	0-0	0-0	0-2	0-1	1	0	0	0	0	0	0	2
10 Pena, D.	1-2	1-2	3-4	0-0	0	6	0	0	0	0	0	19
11 Spikes, N.	5-5	0-0	0-0	3-2	5	10	1	1	1	1	23	
34 Mbae, Y.	0-0	0-0	0-0	0-1	1	3	0	0	1	0	0	9
TEAM			1-1	-2								
Totals	27-59	8-19	16-24	24-36	78	8	13	1	5	200		

FG 1st: 12-28 42.9% 2nd: 15-31 48.4% Game: 45.8%
3-Pt. FG 1st: 2-8 25.0% 2nd: 6-11 54.5% Game: 42.1%
FT 1st: 4-8 50.0% 2nd: 12-16 75.0% Game: 66.7%

MT (26-6)	FG	3FG	FT	REB	F	TP	A	T	B	S	MIN	
01 Dendy, L.	7-16	0-2	4-11	5-8	13	2	18	3	3	1	1	37
13 Massey, B.	3-6	0-0	1-3	2-7	9	1	7	7	1	1	1	28
14 Knight, M.	3-6	0-1	2-2	2-3	3	8	3	0	0	1	14	
15 Cintron, R.	4-8	2-5	2-2	0-0	3	12	1	0	0	2	23	
30 Sulton, J.	5-6	0-0	6-8	2-1	3	4	16	1	1	1	20	
03 Gallman, J.	1-3	1-2	0-0	0-0	0	3	0	0	0	0	13	
12 Jones, S.	7-9	0-0	1-3	0-0	3	15	0	3	1	1	20	
20 Oden, J.	0-1	0-0	2-5	0-0	2	2	8	0	0	0	17	
21 Walker, T.	0-0	0-0	0-0	0-0	0	0	0	0	0	0	1	
22 Jones, J.	0-1	0-0	0-0	0-0	2	0	0	0	0	0	3	
24 Hammonds, K.	2-5	1-2	0-0	0-6	1	5	0	1	0	0	20	
TEAM			1-1	-2								
Totals	32-61	4-12	18-31	26-38	86	23	9	4	6	200		

FG 1st: 15-28 53.6% 2nd: 17-33 51.5% Game: 52.5%
3-Pt. FG 1st: 1-5 20.0% 2nd: 3-7 42.9% Game: 33.3%
FT 1st: 8-15 53.3% 2nd: 10-16 62.5% Game: 58.1%

Officials: Mike Stuart, Roger Ayers, Chuck Jones

Attendance:	4,556							
Score by Periods	1st	2nd	Total	Paint	OffT/O	2nd Chn.	FstBrk	Bench
Marshall	30	48	78	36	8	17	2	16
Middle Tennessee	39	47	86	50	14	17	10	25

LaRon Dendy posted his seventh double-double of the season with 18 points and 13 rebounds to lead the Middle Tennessee to an 86-78 victory over the Marshall Thundering Herd in the opening round of the National Invitation Tournament (NIT) at Murphy Center.

The postseason win marked the first for MT since 1989 when the Blue Raiders earned a 97-83 win over Florida State in the NCAA tournament. The last time MT won an NIT game was in 1988 against Georgia in the tournament's second round, a game that also took place in Murfreesboro.

JT Sulton scored 16 points, Shawn Jones matched his career-high with 15 and Raymond Cintron tacked on 12. Bruce Massey produced a solid all-around performance, grabbing a career-best nine rebounds in addition to tallying seven assists and seven points. Jimmy Oden was one of the key reasons MT tallied 23 assists on 32 baskets, collecting a career-high eight assists in the contest.

The Blue Raiders finished the game shooting 52.5 percent and out-rebounded the Herd, 38-36.

2012 National Invitation Tournament**(4) MIDDLE TENNESSEE 71****(1) TENNESSEE 64****March 19, 2012 - Knoxville, Tenn.**

MT (27-6)	FG	3FG	FT	REB	F	TP	A	T	B	S	MIN	
01 Dendy, L.	4-8	1-3	1-5	3-6	9	4	10	2	2	0	0	25
30 Sulton, J.	3-7	0-0	2-2	2-3	5	4	8	0	4	0	0	19
13 Massey, B.	6-10	0-0	8-9	2-8	10	3	20	4	7	1	3	33
14 Knight, M.	4-9	0-0	1-2	2-2	4	2	9	2	1	0	0	19
15 Cintron, R.	0-4	0-4	4-4	1-5	6	2	4	0	1	0	0	25
03 Gallman, J.	2-2	2-2	1-2	0-2	1	7	1	0	0	0	16	
12 Jones, S.	2-5	0-0	2-3	1-3	4	6	0	0	0	0	24	
24 Hammonds, K.	3-4	0-1	1-1	0-4	0	7	1	0	0	1	17	
42 Rozier, J.	0-1	0-0	0-0	0-0	0	0	0	0	0	0	2	
TEAM			1-0	-1								
Totals	24-52	3-11	20-28	12-34	71	12	17	1	5	200		

FG 1st: 12-23 52.2% 2nd: 12-29 41.4% Game: 46.2%
3-Pt. FG 1st: 3-5 60.0% 2nd: 0-6 0.0% Game: 27.3%
FT 1st: 9-12 75.0% 2nd: 11-16 68.8% Game: 71.4%

UT (19-15)	FG	3FG	FT	REB	F	TP	A	T	B	S	MIN	
05 Stokes, J.	5-9	0-1	5-7	1-4	5	4	15	0	1	1	2	31
11 Golden, T.	4-9	0-1	6-10	0-2	2	3	14	8	0	0	1	28
13 McBee, S.	0-7	0-5	0-0	0-4	1	0	1	0	0	0	3	33
23 Tatum, C.	3-11	1-5	0-0	1-3	4	1	7	2	3	0	0	31
52 McRae, J.	1-6	0-1	2-2	1-2	3	2	4	0	1	2	0	14
00 Makanijuola, Y.	2-3	0-0	1-2	0-0	3	5	0	0	0	0	12	
01 Richardson, J.	1-3	0-0	0-0	0-0	2	2	0	2	1	2	22	
34 Maymon, J.	6-10	0-0	5-8	1-6	7	4	17	1	2	0	0	29
TEAM			1-0	-1								
Totals	22-58	1-13	19-30	21-30	64	12	10	4	8	200		

FG 1st: 11-27 40.7% 2nd: 11-31 35.5% Game: 37.9%
3-Pt. FG 1st: 0-5 0.0% 2nd: 1-8 12.5% Game: 7.7%
FT 1st: 12-20 60.0% 2nd: 7-10 70.0% Game: 63.3%

Officials: Bryan Kersey, Chris Beaver, John Heatly

Technical fouls: Middle Tennessee - TEAM, Tennessee - None

Attendance: 12,038

Score by Periods	1st	2nd	Total	Paint	OffT/O	2nd Chn.	FstBrk	Bench
Middle Tennessee	36	35	71	28	17	11	6	20
Tennessee	34	30	64	34	17	8	8	24

The Blue Raider men's basketball team mounted a 15-0 run in the final minutes to knock off top-seeded Tennessee, 71-64, in the second round of the National Invitation Tournament (NIT) at Thompson-Boling Arena. Bruce Massey led the charge with his first career double-double, posting career-highs of 20 points and 10 rebounds to propel Middle Tennessee to its first victory over the Vols since the 1988 NIT.

Massey was especially clutch at the free throw line, finishing the contest 8-for-9. He also chipped in four assists and three steals. LaRon Dendy also neared a double-double, scoring 10 points and grabbing nine rebounds.

Trailing by eight with 7:11 to play, the Blue Raiders hit five straight free throws, including four from Massey, to cut the deficit to three with 4:31 to go. Marcos Knight made it a one-point game with a driving layup then Massey kissed one off the glass with his left hand to put MT back on top for good at 65-64 with 1:30 remaining. Knight finished the game with nine points.

Massey wreaked havoc on the Vols at the other end as well, blocking Trae Golden's jump shot on Tennessee's next possession and adding a jump-stop bucket in the paint with 39.1 seconds left in the game.

Raymond Cintron made four free throws in the final 17.2 to seal the win and finish the 15-0 run.

The Blue Raiders held Tennessee without a basket for the final 7:11. MT also out-rebounded Tennessee, 46-30, and finished the game shooting 46.2 percent compared to the Vols' 37.9 percent.



2012 National Invitation Tournament
(6) MINNESOTA 78
(4) MIDDLE TENNESSEE 72

March 21, 2012 - Murfreesboro, Tenn.

UM (22-14)	FG	3FG	FT	REB	F	TP	A	T	B	S	MIN
01 Hollins, An.	7-18	2-5	8-8	2-4-6	4	24	4	2	0	2	36
11 Coleman, J.	3-6	0-0	1-3	2-4-6	5	7	2	4	0	0	27
20 Hollins, Au.	3-8	2-3	2-3	0-1-1	1	10	2	2	0	2	36
33 Williams, R.	8-11	2-3	6-8	1-2-3	1	24	2	1	2	2	36
55 Eliason, E.	6-8	0-0	0-0	4-3-7	3	12	1	1	2	2	32
00 Welch, J.	0-1	0-0	0-0	0-1-1	3	0	0	1	0	0	13
13 Ahanmisi, M.	0-0	0-0	0-0	0-0-0	0	0	0	2	0	2	4
23 Armelin, C.	0-0	0-0	1-2	1-0-1	0	1	0	0	0	0	4
30 Ingram, A.	0-3	0-0	0-0	1-3-4	3	0	0	1	1	0	12
TEAM				2-2-4							
Totals	27-55	6-11	18-24	13-20-32	78	11	15	5	10	200	

FG 1st: 11-24 45.8% 2nd: 16-31 51.6% **Game: 49.1%**
3-Pt. FG 1st: 2-5 40.0% 2nd: 4-6 66.7% **Game: 54.5%**
FT 1st: 4-6 66.7% 2nd: 14-18 77.8% **Game: 75.0%**

MT (27-7)	FG	3FG	FT	REB	F	TP	A	T	B	S	MIN
01 Dendy, L.	3-9	0-1	5-8	2-3-5	1	11	1	2	0	1	34
13 Massey, B.	3-7	0-0	3-4	0-3-3	4	9	2	3	1	0	31
14 Knight, M.	7-14	1-4	4-6	3-6-9	1	19	2	1	0	4	28
15 Cintron, R.	5-9	3-5	2-2	0-1-1	2	15	1	3	0	0	23
30 Sulton, J.	2-4	0-0	0-0	2-0-2	3	4	0	3	0	0	23
03 Gallman, J.	0-1	0-1	0-0	1-1	1	0	0	0	0	0	12
12 Jones, S.	1-3	0-0	2-2	1-0-1	4	4	0	1	3	0	11
20 Oden, J.	1-1	0-0	0-0	0-1-1	0	2	2	2	0	2	9
21 Walker, T.	2-2	0-0	0-0	0-2-2	1	4	0	0	1	0	8
24 Hammonds, K.	1-3	0-2	2-2	2-1-3	2	4	3	1	0	0	19
TEAM				2-1-3							
Totals	25-53	4-13	18-24	12-19-31	72	11	17	5	7	200	

FG 1st: 14-25 56.0% 2nd: 11-28 39.3% **Game: 47.2%**
3-Pt. FG 1st: 2-3 66.7% 2nd: 2-10 20.0% **Game: 30.8%**
FT 1st: 2-3 66.7% 2nd: 16-21 76.2% **Game: 75.0%**

Officials: Doug Shows, Mike Nance, Tony Chiazza
 Technical fouls: Minnesota - None, Middle Tennessee - Dendy, LaRon
 Attendance: 10,521
 Score by Periods 1st 2nd Total Paint OffT/O 2nd Chn. FstBrk Bench
 Minnesota 28 50 78 36 17 16 4 1
 Middle Tennessee 32 40 72 32 4 10 2 14

Marcos Knight neared a double-double with 19 points, matching his career-high, and nine rebounds for Middle Tennessee, but the Blue Raiders' late rally fell short to the Minnesota Golden Gophers in a 78-72 defeat in the quarterfinals of the NIT at Murphy Center in front of a season-high crowd of 10,521 fans. MT closed its historic season with a 27-7 overall record.

Raymond Cintron and LaRon Dendy also added double-figures for the Blue Raiders, scoring 15 and 11, respectively.

The Blue Raiders narrowed the game to one possession in the final minute, but Minnesota converted 11 of 12 free throws, including its last eight in a row.

In a game featuring nine lead changes through the first 26 minutes, Minnesota took charge midway through the second half. The Gophers broke a stalemate by taking a 46-43 lead on an Austin Hollins 3-pointer with 13:55 remaining.

Minnesota led the rest of the way but struggled to MT away in the final minutes. In the final 28.6 seconds, MT narrowed the lead to three twice and two once, but the Gophers made all eight free throws in that span to hold on.

2013 NCAA Tournament
(11) SAINT MARY'S 67
(11) MIDDLE TENNESSEE 54

March 19, 2013 - Dayton, Ohio

SM (28-6)	FG	3FG	FT	REB	F	TP	A	T	B	S	MIN
00 Waldrow, B.	3-3	0-0	0-0	2-3-5	3	6	0	1	0	0	24
03 Young, M.	3-6	0-0	2-2	1-2-3	4	8	1	1	0	1	26
04 Dellavedova, M.	7-14	5-7	3-6	0-6-6	3	22	4	2	0	1	38
12 Giusti, J.	0-3	0-1	0-0	0-3-3	2	0	2	1	0	1	37
14 Holt, S.	5-11	2-3	6-8	2-4-6	0	18	1	1	0	0	35
02 McCoy, P.	0-0	0-0	0-0	0-1-1	0	0	0	0	0	0	9
05 Rowley, K.	0-0	0-0	0-0	0-0-0	1	0	0	0	0	0	2
15 Levesque, B.	3-9	1-3	6-9	2-2-4	2	13	1	1	0	0	29
24 Petrusis, E.	0-0	0-0	0-0	0-0-0	0	0	0	0	0	0	0+
33 Hodgson, M.	0-0	0-0	0-0	0-0-0	0	0	0	0	0	0	0+
TEAM				1-4-5							
Totals	21-46	8-14	17-25	8-25-33	15	67	9	7	0	3	200

FG 1st: 9-25 36.0% 2nd: 12-21 57.1% **Game: 45.7%**
3-Pt. FG 1st: 4-7 57.1% 2nd: 4-7 57.1% **Game: 57.1%**
FT 1st: 7-11 63.6% 2nd: 10-14 71.4% **Game: 68.0%**

MT (28-6)	FG	3FG	FT	REB	F	TP	A	T	B	S	MIN
12 Jones, S.	2-7	0-0	0-0	1-3-4	2	4	0	0	2	0	27
30 Sulton, JT	1-4	0-0	2-2	1-2-3	1	4	0	1	0	0	19
13 Massey, B.	3-8	1-2	0-0	0-2-2	2	7	2	3	0	1	27
14 Knight, M.	7-14	0-1	2-3	1-5-6	3	16	6	0	0	0	29
24 Hammonds, K.	4-6	2-4	0-0	0-3-3	3	10	3	1	0	1	30
00 Gibson, Z.	0-0	0-0	0-0	0-0-0	0	0	0	0	0	0	0+
01 Hunter, N.	4-6	0-1	2-2	1-2-3	4	10	0	0	0	0	21
03 Gallman, J.	0-1	0-1	0-0	0-0-0	1	0	0	0	0	0	12
05 Knight, T.	0-3	0-0	0-0	0-3-3	0	3	1	0	1	1	14
15 Cintron, R.	1-3	1-3	0-0	0-1-1	2	3	0	0	0	0	13
21 Walker, T.	0-0	0-0	0-0	0-0-1	2	0	0	1	0	0	1
22 Jones, J.	0-0	0-0	0-0	1-1-2	1	0	0	1	1	0	7
TEAM				1-0-1							
Totals	22-52	4-12	6-7	6-22-28	20	54	14	9	3	4	200

FG 1st: 8-25 32.0% 2nd: 14-27 51.9% **Game: 42.3%**
3-Pt. FG 1st: 2-8 25.0% 2nd: 2-4 50.0% **Game: 33.3%**
FT 1st: 2-2 100.0% 2nd: 4-5 80.0% **Game: 85.7%**

Officials: Mike Stuart, Mike Roberts, Glenn Mayborg
 Technical fouls: Saint Mary's - None, Middle Tennessee - None.
 Attendance: 12027
 Score by Periods 1st 2nd Total Paint OffT/O 2nd Chn. FstBrk Bench
 Saint Mary's 29 38 67 24 15 5 13 13
 Middle Tennessee 20 34 54 22 8 9 9 13

In its first appearance in 24 years, Middle Tennessee fell in the first round of the NCAA Tournament to Saint Mary's, 67-54 before a crowd of 12,027 at Dayton Arena. The Blue Raiders, regular season champions of the Sun Belt Conference, finished the year with a 28-6 record.

Marcos Knight led three Blue Raiders in double figures with 16 points, while Kerry Hammonds and Neiko Hunter added 10 each. Knight also added six assists and six rebounds to go with his 27th double figure scoring game of the year.

As a team, the Blue Raiders struggled shooting the basketball by making just 22 of 52 attempts for 42 percent and had a hard time getting to the free throw line. Saint Mary's attempted 25 free ones to 7 by the Blue Raiders.

After a back-and-forth first half, the Blue Raiders went cold from the field as Saint Mary's ended the first stanza on an 11-2 run to take a 29-20 lead into the locker room. MT shot just 32 percent from the field while the Gaels owned a 10-2 advantage in points off turnovers.

The Blue Raiders came out of the locker room a different team offensively. After trading baskets, MT went on a 7-0 run to trim the Gaels' lead to 41-38 at the 12:36 mark. A Kerry Hammonds three keyed the run.

The Gaels answered right back to go on a 13-4 run to grab its biggest lead of the night, 54-42, with 5:48 to play. The Blue Raiders would not threaten again as the Gaels advanced to the second round to face Memphis.

2015 Colleg Insider.com Tournament
KENT STATE 68
MIDDLE TENNESSEE 56

March 18, 2015 - Murfreesboro, Tenn.

KS (22-11)	FG	3FG	FT	REB	F	TP	A	T	B	S	MIN
00 Manley, D.	2-8	2-7	1-2	0-3-3	1	7	0	1	0	1	31
04 Ortiz, C.	0-1	0-0	0-0	0-2-2	3	0	0	0	0	0	21
21 Spier, K.	1-3	0-0	1-2	2-5-7	3	3	0	0	1	0	21
23 Jackson, D.	6-14	4-8	0-1	0-3-3	1	16	3	0	0	0	35
35 Hall, J.	9-14	0-0	2-2	4-4-8	4	20	1	0	1	0	29
01 Brewer, K.	3-8	1-3	5-6	1-2-3	1	12	6	2	0	2	28
13 Akbar, G.	1-2	0-0	2-2	2-1-3	3	4	0	1	0	1	20
15 Brown, C.	1-2	0-0	0-0	1-0-1	3	2	1	0	0	0	10
32 Davis, R.	2-5	0-0	0-0	2-0-2	0	4	0	0	0	0	5
TEAM				1-1-2							
Totals	25-57	7-18	11-15	13-21-34	19	68	11	4	2	4	200

FG 1st: 15-28 53.6% 2nd: 10-29 34.5% **Game: 43.9%**
3-Pt. FG 1st: 5-9 55.6% 2nd: 2-9 22.2% **Game: 38.9%**
FT 1st: 5-6 83.3% 2nd: 6-9 66.7% **Game: 73.3%**

MT (19-17)	FG	3FG	FT	REB	F	TP	A	T	B	S	MIN
02 Buford, P.	4-7	1-1	1-2	3-3-6	0	10	0	1	0	0	25
10 Raymond, J.	2-5	2-5	0-0	0-1-1	3	6	1	4	1	0	32
20 Potts, G.	1-3	1-3	0-0	0-0-0	0	3	1	0	0	0	16
30 Upshaw, R.	2-8	0-2	1-2	3-5-8	4	5	3	4	1	0	27
42 Rozier, J.	3-8	0-1	4-6	3-5-8	2	10	1	0	3	0	27
00 Harris, D.	2-4	1-2	2-5	0-2-2	1	7	1	0	1	0	18
01 Jones, D.	1-5	1-2	3-4	3-2-5	3	6	0	0	0	2	21
03 Phillips, J.	0-2	0-0	2-2	2-0-2	2	2	0	0	0	0	4
11 Simpson, E.	0-2	0-1	1-4	0-0-0	1	0	0	0	0	0	13
23 Tarrance, M.	2-3	2-3	0-0	0-0-0	0	6	0	1	0	0	17
TEAM				0-2-2							
Totals	17-47	8-20	14-25	14-20-34	19	68	11	6	2	200	

FG 1st: 10-25 40.0% 2nd: 7-22 31.8% **Game: 36.2%**
3-Pt. FG 1st: 5-9 55.6% 2nd: 3-11 27.3% **Game: 40.0%**
FT 1st: 4-9 44.4% 2nd: 10-16 62.5% **Game: 56.0%**

Officials: Steve McLunkins, Tim Stewart, Edwin Young
 Technical fouls: Kent State - Hall, Jimmy, Middle Tennessee - Team
 Attendance: 2782
 Score by Periods 1st 2nd Total Paint OffT/O 2nd Chn. FstBrk Bench
 Kent State 40 28 68 24 9 19 5 22
 Middle Tennessee 29 27 56 14 7 10 0 22

The Middle Tennessee men's basketball team (19-17, 9-9 C-USA) dropped a 68-56 decision to Kent State in the opening round of the Colleg Insider.com Tournament (CIT) on Wednesday night at Murphy Center.

Jacquez Rozier and Perrin Buford each scored 10 points to the lead the Blue Raiders in the scoring column. Rozier managed seven points in the second half and nearly registered a double-double in his final game with eight rebounds.

Both teams came out shooting with a hot hand as each side drained five three's in the first half. The Blue Raiders started 3-of-3 from three-point range to go up 11-10 at the first media timeout.

The Raiders eventually built a six-point lead, going up 23-17 following a quick 8-0 spurt at the midway point of the half. However, the Flashers locked down the MT shooters and closed out the frame on a 14-2 run to go up 40-29 at the break.

Giddy Potts cut the KSU lead to single digits by hitting his first trey with just under 15 minutes left. Potts had an outstanding sequence that saw him block a KSU shot at the rim before knocking down the three at the other end. The Blue Raiders registered six blocks on the night.

MT kept chipping away at the lead as a D.J. Jones three trimmed the deficit to seven, 54-47, with 10:41 to go in regulation. That was the closest the Blue Raiders would get though, after the Flashers' lead swelled to 15 in the final minutes.

2016 NCAA Tournament

(15) MIDDLE TENNESSEE 90
(2) MICHIGAN STATE 81

March 18, 2016 - St. Louis, Mo.

MT (24-9)	FG	3FG	FT	REB	F	TP	A	T	B	S	MIN
00 Harris, D.	5-13	3-5	2-3	2-1-3	4	15	2	2	0	0	28
30 Upshaw, R.	8-14	3-6	2-7	3-1-4	3	21	4	3	3	1	38
02 Buford, P.	6-11	0-0	3-5	1-6-7	2	15	6	3	1	0	39
10 Raymond, J.	4-7	2-3	1-1	1-3-4	2	11	3	0	0	2	37
20 Potts, G.	6-10	3-5	4-4	0-5-5	0	19	1	0	1	2	39
04 Habersham, X.	0-0	0-0	0-0	0-0-0	0	0	0	1	0	0	3
15 Foote, A.	2-2	0-0	0-0	1-1-2	2	4	0	0	0	1	8
24 Copeland, Q.	1-1	0-0	1-1	0-0-0	0	3	0	1	0	0	3
25 Gamble, K.	1-1	0-0	0-0	1-0-1	0	2	0	0	0	0	5
TEAM				1-1-2							
Totals	33-59	11-19	13-21	10-18	21	90	16	10	5	6	200

FG 1st: 16-29 55.2% 2nd: 17-30 56.7% **Game: 55.9%**
3-Pt. FG 1st: 8-12 66.7% 2nd: 3-7 42.9% **Game: 57.9%**
FT 1st: 1-1 100.0% 2nd: 12-20 60.0% **Game: 61.9%**

MSU (25-9)	FG	3FG	FT	REB	F	TP	A	T	B	S	MIN
10 Costello, M.	9-10	0-0	4-5	2-7-9	3	22	2	0	1	1	31
23 Davis, D.	5-8	0-0	0-0	2-1-3	2	10	0	0	1	0	15
05 Forbes, B.	4-12	4-10	2-2	0-0-0	3	14	1	1	0	1	30
14 Harris, E.	3-3	2-2	1-2	1-3-4	3	9	2	5	0	0	24
45 Valentine, D.	5-13	3-8	0-0	2-4-6	4	13	12	6	0	2	37
00 Ahrens, K.	0-0	0-0	0-0	0-0-0	0	0	0	0	0	0	0+
02 Bess, J.	0-0	0-0	0-0	0-1-1	1	0	1	0	0	0	7
03 Ellis III, A.	1-1	0-0	0-0	0-0-0	0	2	0	0	0	2	8
11 Nairn Jr., L.	0-0	0-0	0-0	0-0-0	0	0	1	1	0	0	7
15 Clark Jr., M.	1-1	1-1	0-0	0-0-0	0	3	0	0	0	0	4
20 McQuaid, M.	1-3	1-3	0-0	0-1-1	1	3	0	1	0	0	14
25 Goins, K.	0-1	0-0	0-0	0-0-0	0	1	0	0	0	0	4
30 Van Dyk, M.	0-0	0-0	0-0	0-0-0	0	0	0	0	0	0	0+
34 Schilling, G.	1-2	0-0	1-4	1-2-3	4	3	0	0	0	0	13
41 Wollenman, C.	0-0	0-0	2-2	0-3-3	1	2	0	0	0	0	6
TEAM				0-0-0							
Totals	30-54	11-24	10-15	22-30	22	81	20	14	2	6	200

FG 1st: 13-26 50.0% 2nd: 17-28 60.7% **Game: 55.6%**
3-Pt. FG 1st: 4-8 50.0% 2nd: 7-16 43.8% **Game: 45.8%**
FT 1st: 5-7 71.4% 2nd: 5-8 62.5% **Game: 66.7%**

Officials: Bryan Kersey, Clarence Armstrong, Brett Nansel
Technical fouls: Middle Tennessee - None, Michigan State - None
Attendance: 14,250

Score by Periods	1st	2nd	Total	Paint	OffT/O	2nd Chn.	FstBrk	Bench
Middle Tennessee	41	49	90	38	18	10	6	9
Michigan State	35	46	81	36	15	8	5	13

In perhaps the biggest win in Middle Tennessee history, head coach Kermit Davis and the Blue Raiders showed the nation just what they were capable of by defeating No. 2 seeded Michigan State, 90-81.

All five Middle Tennessee starters recorded double figures in the game, led by Reggie Upshaw's 21 points.

The Blue Raiders (25-9) shot the highest field goal percentage (.559) and three-point percentage (.579) the Spartans (29-6) have allowed all season in the contest.

Middle Tennessee jumped on the Spartans early, playing a more physical and energetic game while also hitting their first six shots of the game to take a 15-2 lead through the first four and a half minutes.

The Raiders and Spartans began to trade blows for the remainder of the first half with each team answering nearly every basket by the other as Middle Tennessee went into the locker room with a 41-35 advantage.

Middle Tennessee maintained their energy coming out of the break and held the lead throughout the second half before Upshaw put the exclamation point on the game with a pulverizing slam over Michigan State post man Colby Wollenman, extending the Blue Raider lead to 83-76 with 40 seconds remaining in the contest.

2016 NCAA Tournament

(15) MIDDLE TENNESSEE 50
(10) SYRACUSE 75

March 20, 2016 - St. Louis, Mo.

MT (25-9)	FG	3FG	FT	REB	F	TP	A	T	B	S	MIN
00 Harris, D.	4-13	1-5	2-2	4-1-5	2	11	1	2	0	0	26
04 Habersham, X.	0-3	0-3	0-0	0-0-0	0	0	0	0	0	0	6
30 Upshaw, R.	1-10	0-1	0-2	5-3-8	3	2	1	0	0	1	29
10 Raymond, J.	3-6	3-5	0-0	1-1-2	4	9	2	1	0	3	33
20 Potts, G.	3-8	3-6	0-0	2-0-2	1	9	1	2	0	0	31
02 Buford, P.	3-12	1-2	1-2	1-4-5	2	8	1	3	1	0	34
15 Foote, A.	3-7	0-1	0-0	2-3-5	2	6	2	0	0	0	19
24 Copeland, Q.	2-4	0-1	0-0	0-2-2	0	4	0	1	0	0	13
25 Gamble, K.	0-1	0-0	1-2	1-1-2	1	1	0	0	1	0	9
TEAM				2-2-4							
Totals	19-64	8-24	48	18-17	35	50	8	10	2	4	200

FG 1st: 11-32 34.4% 2nd: 8-32 25.0% **Game: 29.7%**
3-Pt. FG 1st: 3-11 27.3% 2nd: 5-13 38.5% **Game: 33.3%**
FT 1st: 2-4 50.0% 2nd: 2-4 50.0% **Game: 50.0%**

SU (20-13)	FG	3FG	FT	REB	F	TP	A	T	B	S	MIN
21 Roberson, T.	4-5	0-0	4-4	1-8-9	2	12	3	3	1	0	28
23 Richardson, M.	1-7	1-4	1-2	1-3-4	1	4	1	3	1	1	38
32 Coleman, D.	3-4	0-0	2-4	1-4-5	2	8	0	0	2	1	16
00 Gbinije, M.	10-14	3-7	0-2	0-2-2	0	23	3	2	1	3	38
10 Cooney, T.	4-10	4-7	0-0	1-5-6	0	12	4	0	0	0	35
01 Howard, F.	1-1	0-0	0-0	0-1-1	2	2	2	1	0	0	11
20 Lydon, T.	4-8	0-2	6-10	2-5-7	2	14	1	1	6	1	34
TEAM				2-1-3							
Totals	27-49	8-20	13-22	28-37	9	75	14	10	11	6	200

FG 1st: 13-27 48.1% 2nd: 14-22 63.6% **Game: 55.1%**
3-Pt. FG 1st: 4-10 40.0% 2nd: 4-10 40.0% **Game: 40.0%**
FT 1st: 1-7 14.3% 2nd: 12-15 80.0% **Game: 59.1%**

Officials: John Higgins, Ted Valentine, Lee Cassell
Technical fouls: Middle Tennessee-None, Syracuse-None.
Attendance: 15,169

Score by Periods	1st	2nd	Total	Paint	OffT/O	2nd Chn.	FstBrk	Bench
Middle Tennessee	27	23	50	20	9	12	2	19
Syracuse	31	44	75	28	4	8	4	16

It was a showdown in the Scottrade Center once again for the Blue Raiders until the final 15 minutes, when Syracuse's stifling defense gave the Orange a 75-50 win in St. Louis.

Senior Darnell Harris led the Blue Raiders with 11 points and added five rebounds. Fellow senior Jaqawn Raymond added nine points and three steals while Giddy Potts and Perrin Buford added nine and eight points, respectively.

Middle Tennessee (25-10, 13-5 C-USA) battled Syracuse (21-13, 9-9 ACC) and even took a lead early in the second half, but a 29.7 percent shooting performance proved impossible to overcome as the Orange made 55.1 percent of their field goal attempts.

On the game's opening possession, Syracuse did something Michigan State was never able to do two days before, taking the lead against the Blue Raiders with a tip-in.

Syracuse was able to extend the lead out to 10 before MT took over for the remainder of the half, closing out on a 9-2 run in the final 4:43 to draw within four at 31-27.

Middle Tennessee opened the half with back-to-back triples by Jaqawn Raymond and Potts to take a 33-31 lead, but Syracuse soon went on a 21-2 run fueled by seven straight points from guard Michael Gbinije to take their largest lead to that point in the game at 61-41 with 6:18 left to play.

The Orange then began to run down the clock and let their defense take the game over with a large lead already in place and under six minutes remaining.



TEAM

Points

1. 97 vs. Florida State3/16/89
2. 90 vs. Michigan State3/18/16
3. 88 vs. Virginia3/18/89

Field Goals Made

1. 36 vs. Florida State3/16/89
2. 33 vs. Michigan State3/18/16
- 33 vs. Detroit3/13/77

Field Goal Attempts

1. 79 vs. Detroit3/13/77
2. 70 vs. Florida State3/16/89
- 70 vs. North Carolina3/14/85

Field Goal %

1. 55.9 vs. Michigan State.....3/18/16
2. 51.4 vs. Florida State3/16/89
3. 44.9 vs. Louisville3/13/82

3-Point FGM

1. 11 vs. Michigan State3/18/16
2. 9 vs. Florida State3/16/89
3. 8 vs. Syracuse3/20/16

3-Point FGA

1. 24 vs. Syracuse3/20/16
2. 19 vs. Michigan State3/18/16
3. 18 vs. Florida State3/16/89

3-Point FG%

1. 57.9 vs. Michigan State.....3/18/16
2. 50.0 vs. Florida State3/16/89
3. 40.0 vs. Notre Dame3/12/87

Free Throws Made

1. 18 vs. Virginia3/18/89
2. 16 vs. Florida State3/16/89
3. 15 vs. Notre Dame3/12/87

Free Throws Attempted

1. 25 vs. Oregon State.....3/15/75
2. 21 vs. Michigan State3/18/16
3. 20 vs. Virginia3/18/89

Free Throw %

1. 90.0 vs. Virginia3/18/89
2. 85.7 vs. Saint Mary's3/19/13
3. 84.2 vs. Florida State3/16/89

Rebounds

1. 44 vs. Oregon State.....3/15/75
2. 42 vs. Detroit3/13/77
3. 38 vs. Florida State3/16/89

Assists

1. 24 vs. Detroit3/13/77
2. 19 vs. Florida State3/16/89
3. 18 vs. Virginia3/18/89

Steals

1. 12 vs. Oregon State.....3/15/75
2. 9 vs. Florida State3/16/89
3. 8 vs. North Carolina3/14/85

Blocks

1. 8 vs. Kentucky.....3/13/14
2. 7 vs. Oregon State.....3/10/16
3. 5 vs. Michigan State.....3/18/16

Most Turnovers

1. 31 vs. Oregon State.....3/15/75
2. 26 vs. Louisville3/13/82
3. 22 vs. Detroit3/13/77

Fewest Turnovers

1. 8 vs. Virginia3/18/89
2. 9 vs. Saint Mary's3/19/13
3. 10 vs. Syracuse.....3/20/16
- 10 vs. Michigan State3/18/16
- 10 vs. Notre Dame3/12/87
- 10 vs. Kentucky.....3/11/82

INDIVIDUAL

Points

1. 28, Bob Martin vs. Detroit3/13/77
2. 26, Mike Buck vs. Florida St...3/16/89
3. 26, Randy Henry vs. Florida St...3/16/89

Field Goals Made

1. 13, Bob Martin vs. Detroit3/13/77
2. 12, Randy Henry vs. Florida St...3/16/89
3. 10, Lonnie Thompson vs. UNC..3/14/85
- 10, George Sorrell vs. Oregon St..3/15/97

Field Goal Attempts

1. 23, Bob Martin vs. Detroit3/13/77
2. 22, Kim Cooksey vs. UNC3/14/85
3. 20, Randy Henry vs. Virginia ..3/18/89
- 20, George Sorrell vs. Oregon St..3/15/75

3-Point FGM

1. 6, Mike Buck vs. Florida St.....3/16/89
2. 3, Giddy Potts vs. Syracuse3/20/16
- 3, JaQawn Raymond vs. Syracuse.3/20/16
- 3, Darnell Harris vs. Mich St...3/18/16
- 3, Giddy Potts vs. Mich St3/18/16
- 3, Reggie Upshaw vs Mich St..3/18/16
- 3, Chris Rainey vs. Virginia.....3/18/89

3-Point FGA

1. 6, Mike Buck vs. Florida St.....3/16/89
- 6, Giddy Potts vs. Syracuse3/20/16
- 6, Reggie Upshaw vs. Mich St..3/18/16

Free Throws Made

1. 10, Jerry Beck vs. Louisville ...3/13/82
2. 7, Greg Joyner vs. Detroit3/13/77
3. 6, Six tied

Free Throws Attempted

1. 11, Jerry Beck vs. Louisville ...3/13/82
2. 9, Jerry Beck vs. Kentucky3/11/82
- 9, Bob Martin vs. Oregon St..3/12/15

Rebounds

1. 17, George Sorrell vs. Oregon St..3/15/75
2. 15, Kerry Hammonds vs. Virginia .3/18/89
- 15, Greg Joyner vs. Detroit3/13/77

Assists

1. 7, Gerald Harris vs. Florida St..3/16/89
- 7, Duane Washington vs. Notre Dame..3/12/87
3. 6, Perrin Buford vs Mich St3/18/16
- 6, Marcos Knight vs. Saint Mary's..3/19/13
- 6, Greg Joyner vs. Detroit3/13/77
- 6, Bob Martin vs. Detroit3/13/77

Steals

1. 4, Kerry Hammonds vs. Florida St ..3/16/89
- 4, James Johnson vs. UNC3/14/85
- 4, Tim Sisneros vs. Oregon St...3/15/75

Blocks

1. 5, Buck Hailey vs. Kentucky ...3/11/82
2. 4, Lewis Mack vs. Detroit.....3/13/77
- 4, George Sorrell vs. Oregon St..3/15/75

Turnovers

1. 10, Lewis Mack vs. Detroit.....3/13/77
2. 8, Tweety Knight vs. ODU3/13/14
3. 6, Reggie Upshaw vs. ODU3/12/15

Minutes Played

1. 40, Jerry Beck vs. Kentucky ...3/11/82
- 40, Edward Perry vs. Kentucky ..3/11/82
- 40, Greg Joyner vs. Detroit3/13/77
- 40, Bob Martin vs. Detroit3/13/77
- 40, George Sorrell vs. Oregon St..3/15/75

Capitol City Tournament - 1956

Lipscomb	W, 75-69
Austin Peay	W, 72-63
East Tennessee	W, 80-57

All-American City Tournament

1958 -

Ohio Univ (12/29/58)	L, 66-77
Kentucky Wesleyan (12/30/58)	W, 78-72

1959 -

Southern Illinois (12/18/59)	L, 69-78
VMI (12/19/59)	W, 78-72

Gulf South Classic, Shreveport, La. - 1960

Northwest La. (12/28/60)	W, 81-74
Ole Miss (12/29/60)	L, 62-64
Centenary (12/30/60)	L, 67-76 (OT)

Hatter Invitational, DeLand, Fla. - 1962

Rollins (12/14/62)	W, 79-61
Presbyterian (12/15/62)	W, 82-80

Vanderbilt Invitational, Nashville, Tenn. - 1973

Tennessee State (12/7/73)	L, 59-63
Nebraska (12/8/73)	W, 76-65

Clemson Invitational, Clemson, S.C. - 1974

Penn (11/29/74)	L, 74-101
Ole Miss (11/30/74)	W, 79-68

Volunteer Classic, Knoxville, Tenn. - 1975

Clemson (12/22/75)	L, 46-82
Army (12/23/75)	W, 78-71

Senior Bowl Tournament, Mobile, Ala. - 1977

Pepperdine (12/28/77)	L, 61-68
Bucknell (12/29/77)	W, 77-65

Rebel Roundup, Las Vegas - 1978

UNLV (12/22/78)	L, 83-95
UC-Santa Barbara (12/23/78)	W, 72-65

IPTAY Tournament, Clemson, S.C. - 1979

St. Louis (11/30/79)	W, 67-65
Clemson (12/1/79)	L, 61-94

Coors Classic, Nashville, Tenn. - 1981

Chattanooga (11/27/81)	L, 54-62
Austin Peay (11/28/81)	W, 54-51

Tennessee Classic, Murfreesboro, Tenn. - 1982

Tennessee State (11/26/82)	L, 71-77
Austin Peay (11/27/82)	W, 87-72

Wendy's Classic, Bowling Green, Ky. - 1983

Georgia (11/25/83)	L, 67-83
Georgia State (11/26/83)	L, 58-70

Coca-Cola Classic, Chattanooga, Tenn.

1983 -

Chattanooga (12/16/83)	L, 49-62
Austin Peay (12/17/83)	W, 71-60

1984 -

Tennessee State (11/30/84)	W, 80-60
Chattanooga (12/1/84)	L, 69-71

Dr. Pepper Classic, Chattanooga, Tenn.

2003 -

Chattanooga (12/29/03)	L, 75-82
South Carolina State (12/30/03)	W, 86-76

2013 -

Maine (12/29/13)	L, 85-89 (OT)
Grand Canyon (12/30/13)	W, 79-56

Hawaii Classic, Honolulu, Hawaii - 1985

BYU-Hawaii (11/22/85)	W, 95-81
Minnesota (11/23/85)	W, 92-79
West Virginia (11/25/85)	L, 85-82

Mid-South Classic, Memphis, Tenn. - 1985

South Carolina (11/29/85)	W, 94-77
Memphis (11/30/85)	L, 63-73

UAB Classic, Birmingham, Ala. - 1986

Michigan (12/29/86)	W, 85-83
UAB (12/30/86)	L, 91-93 (OT)

UK Invitational, Lexington, Ky. - 1987

UNC-Charlotte (12/18/87)	L, 63-78
Miami (Ohio) (12/19/87)	W, 81-72

Far West Classic, Portland, Ore. - 1989

Clemson (12/28/88)	L, 77-81
Chicago State (12/29/88)	W, 85-71
Colorado (12/30/88)	W, 107-105 (OT)

Cowboy Shootout, Casper, Wyo. - 1989

UC-Fullerton (12/29/89)	L, 69-77
Northeast Louisiana (12/30/89)	L, 70-81

MVP Classic, Toledo, Ohio - 1990

Coppin State (12/28/90)	W, 73-67
Samford (12/29/90)	W, 62-50

Blue Angels Classic, Pensacola, Fla. - 1991

South Alabama (12/20/91)	L, 71-76
Slippery Rock (12/21/91)	W, 72-46

Mile High Classic, Boulder, Colo. - 1992

Lehigh (12/4/92)	W, 89-73
Colorado (12/5/92)	L, 47-97

Lobo Invitational, Albuquerque, N.M. - 1993

New Mexico (12/29/93)	L, 56-69
St. Bonaventure (12/30/93)	L, 69-83

Top of the World Classic, Fairbanks, Alaska - 1996

Montana (11/22/96)	W, 66-63
Providence (11/23/96)	W, 77-75
Alabama (11/24/96)	L, 74-77

San Juan Shootout, San Juan, P.R.

1998 -

N.C. State (11/21/98)	L, 59-91
UAB (11/22/98)	L, 60-85
American-PR (11/23/98)	W, 93-78

2004 -

Toledo (12/20/04)	W, 70-65
Auburn (12/21/04)	L, 74-79
Delaware (12/22/04)	W, 73-69 (OT)

Boilermaker Invitational, West Lafayette, Ind. - 2002

Purdue (12/6/02)	L, 56-85
IUPUI (12/7/02)	W, 64-60

Billy Minardi Classic, Louisville, Ky. - 2005

Louisville (12/20/05)	L, 68-76
Florida Atlantic (12/21/05)	W, 76-90

Paradise Jam, St. Thomas, Virgin Islands - 2006

Alabama (11/17/06)	L, 62-71
Toledo (11/18/06)	L, 69-75 (OT)
College of Charleston (11/20/06)	L, 56-64

First Shot Exempt, Murfreesboro, Tenn. - 2007

San Jose State (11/15/07)	L, 77-78
Lipscomb (11/16/07)	W, 68-62
Appalachian State (11/18/07)	L, 79-84

Basketball Traveler's Tip-Off Classic, Springfield, Mo. - 2008

UC Irvine (12/20/08)	W, 65-52
Norfolk State (12/21/08)	W, 77-56
Missouri State (12/22/08)	W, 63-51

Global Sports Challenge, host schools - 2010

at Ohio University (11/15/10)	L, 68-81
at Marshall (11/17/10)	L, 60-63
Lamar University (11/19/10)	W, 74-66
at North Carolina A&T (11/23/10)	L, 56-65

EA Sports Maui Invitational - 2011

Opening Game, Los Angeles

at UCLA (11/15/11)	W, 86-66
--------------------	----------

Regional Games, Murfreesboro, Tenn.

UNC Greensboro (11/19/11)	W, 82-60
Belmont (11/20/11)	L, 84-87 (2OT)

Global Sports Exempt Tournament, host schools - 2013

Southern (11/10/13)	W, 78-75
North Florida (11/13/13)	W, 77-70
UALR (11/18/13)	W, 76-59
at No. 16/14 Florida (11/21/13)	L, 59-79

Emerald Coast Classic - 2014

Regional Games, Murfreesboro, Tenn.

Southern (11/22/14)	W, 66-48
Northern Arizona (11/25/14)	W, 65-53

Niceville, Fla.

Cincinnati (11/28/14)	L, 51-69
Creighton (11/29/14)	L, 47-57

Great Alaska Shootout - 2015

Anchorage, Ak.

Alaska-Anchorage (11/26/15)	W, 75-72
UNC Asheville (11/27/15)	W, 63-61
Toledo (11/28/15)	W, 78-70

C-USA PLAYER OF THE YEAR

Shawn Jones2014

C-USA ALL-DEFENSIVE TEAM

Tweety Knight2014

FIRST TEAM ALL-C-USA

Shawn Jones2014

SECOND TEAM ALL-C-USA

Reggie Upshaw2016

THIRD TEAM ALL-C-USA

Giddy Potts2016

C-USA TOURNAMENT MVP

Reggie Upshaw2016

C-USA ALL-TOURNAMENT

Neiko Hunter2014
 Perrin Buford2015
 DJ Jones2015
 Perrin Buford2016
 Reggie Upshaw2016

C-USA ALL-FRESHMAN

Giddy Potts2015

C-USA PLAYERS OF THE WEEK

Shawn Jones Dec. 16, 2013
 Shawn Jones Feb. 3, 2014
 Kerry Hammonds II Feb. 18, 2014
 Shawn Jones March 7, 2014

C-USA FRESHMAN OF THE WEEK

Ed Simpson Dec. 15, 2014
 Giddy Potts Feb. 23, 2015

NABC ALL-DISTRICT

Desmond Yates First Team (District 24)2009
 James Washington First Team (District 24)2011
 LaRon Dendy First Team (District 24)2012
 Marcos Knight Second Team (District 24)2012
 Shawn Jones First Team (District 11)2014
 Giddy Potts Second Team (District 11)2016
 Reggie Upshaw Second Team (District 11)2016

SUN BELT PLAYER OF THE YEAR

LaRon Dendy2012

SUN BELT DEFENSIVE PLAYER OF THE YEAR

Bruce Massey2013

FIRST TEAM ALL-SUN BELT

Lee Nosse2002
 Tommy Gunn2003-04
 Desmond Yates2008, 2009, 2010
 LaRon Dendy2012
 Marcos Knight2013

SECOND TEAM ALL-SUN BELT

Mike Dean2004
 James Washington2011

Marcos Knight2012

THIRD TEAM ALL-SUN BELT

William Pippen2003
 Michael Cuffee2005
 Mike Dean2005
 Adam Vogelsberg2006
 Kevin Kanaskie2007
 JT Sulton2012
 Raymond Cintron2013
 Bruce Massey2013

HONORABLE MENTION ALL-SUN BELT

Tommy Gunn2002

SBC ALL-TOURNAMENT

Tommy Gunn2003-04
 William Pippen2003
 Michael Cuffee2004
 Kevin Kanaskie2008
 Desmond Yates2008

SBC PLAYERS OF THE WEEK

William Pippen Dec. 10, 2001
 Lee Nosse Jan. 14, 2002
 William Pippen Jan. 6, 2003
 Desmond Yates Feb. 11, 2008
 Desmond Yates Dec. 16, 2008
 Desmond Yates Jan. 25, 2010
 Marcos Knight Nov. 22, 2011
 LaRon Dendy Jan. 30, 2012
 LaRon Dendy Feb. 13, 2012

SBC COACH OF THE YEAR

Kermit Davis2003
 Kermit Davis2012
 Kermit Davis2013

COLLEGE INSIDER

SBC COACH OF THE YEAR

Kermit Davis2008
 Kermit Davis2010
 Kermit Davis2012

NABC COACH OF THE YEAR

Kermit Davis2012

TSWA COACH OF THE YEAR

Kermit Davis2012

C-USA SPIRIT OF SERVICE AWARD

Reggie Upshaw2016

C-USA ACADEMIC MEDAL WINNERS

Chase Miller2016
 Ed Simpson2016

C-USA ACADEMIC HONOR ROLL

Xavier Habersham2015
 Jacob Ivory2015
 Ed Simpson2015
 Karl Gamble2016

Stephen Strachan2016

SBC SPORTSMANSHIP AWARD

Marcus Mason2001
 William Pippen2003

SBC COMMISSIONER'S LIST

John Douglas2002
 Steve Thomas2004
 Kyle Young2005, 07

SBC ACADEMIC HONOR ROLL

Keith Connor2003
 John Douglas2003
 Derek Gasper2003
 Leigh Harlem2003
 Bryant Mitchell2003
 Stephen Russell2003
 Chandler Knox2005
 Kyle Young2006
 Desmond Yates2007
 Demetrius Green2008
 Kevin Kanaskie2008, 09
 Eric Allen2009
 Kevin Kanaskie2009
 Zane Gibson2010
 Jason Jones2010, 11
 Calvin O'Neil2010
 James Washington2010
 Demario Williams2010
 Jimmy Oden2011
 Gavin Gibson2012

FIRST TEAM ALL-OVC

Ken Trickey1953-54
 Sam Smith1954
 Doug Shrader1955
 Bob Williamson1958
 Bob Burden1960
 Larry Stewart1963-64
 Willie Brown1968-69
 Ken Riley1970-71
 Herman Sykes1972
 Jimmy Powell1973-74
 Jimmy Martin1975
 Steve Peeler1975
 George Sorrell1975
 Tim Sisneros1976
 Bob Martin1977
 Greg Joyner1977-79
 Claude Taylor1978
 Jerry Beck1980
 Leroy Coleman1980
 Jerry Beck1981-82
 Kim Cooksey1985-86
 Duane Washington1987
 Chris Rainey1988-89
 Randy Henry1989
 Kevin Wallace1990
 Warren Kidd1991, 93
 Milton Dean1994
 Nod Carter1997
 Aylton Tesch1998

SECOND TEAM ALL-OVC

Rick Campbell	1981-82
Andrew Tunstill	1986
Dwayne Rainey	1987
Randy Henry	1988
Ty Baynham	1988
Kerry Hammonds	1989
Warren Kidd	1992
Robert Taylor	1992-93
Nod Carter	1996
Roni Bailey	1997
Fernando Ortiz	2000

**HONORABLE MENTION
ALL-OVC**

Ray Kempf	1964
Billy Martin	1965
Russell Smith	1984
Doug Lipscomb	1984
Kerry Hammonds	1986
Randy Henry	1987
Gerald Harris	1989-90
Chris Ingram	1991
Kelvin Hammonds	1992
Quincy Vance	1992
Tim Gaither	1995-96
Aylton Tesch	1996
Freddie Martinez	1998
Cedrick Wallace	2000

OVC PLAYER OF THE YEAR

George Sorrell	1975
Tim Sisneros	1976
Jerry Beck	1981-82

**OVC NEWCOMER
OF THE YEAR**

David Washington	1995
Nod Carter	1996
Aylton Tesch	1996
Cedrick Wallace	1999

ALL-OVC TOURNAMENT

Ken Trickey	1953-54
Sam Smith	1954
Doug Shrader	1955
Willie Brown	1967
Steve Peeler	1975
Tim Sisneros	1976
Bob Martin	1977
Greg Joyner	1978-79
Jerry Beck	1981-82
Rick Campbell	1982
Lonnie Thompson	1985
James Johnson	1985
Kim Cooksey	1985-86
Lee Campbell	1986
Kerry Hammonds	1989
Randy Henry	1989
Gerald Harris	1989
Robert Taylor	1991
Warren Kidd	1991
Aylton Tesch	1998

OVC TOURNAMENT MVP

Steve Peeler	1975
Bob Martin	1977

OVC COACH OF THE YEAR

Jimmy Earle	1974, '77
Bruce Stewart	1989


1,000-POINT SCORERS




Desmond Yates 2006-2010	G-GS 122-107	FGM-FGA 714-1291	Pct .553	3-Pt M-A 90-221	Pct .407	FTM-FTA 257-328	Pct .784	RB 499	Avg 4.1	Pts 1775	Avg 14.5	A-B-St 56-51-62
Robert Taylor 1990-93	G-GS 100-82	FGM-FGA 515-1308	Pct .394	3-Pt M-A 222-619	Pct .359	FTM-FTA 370-460	Pct .804	Reb 310	Avg 3.1	Pts 1622	Avg 16.2	A-B-St 178-13-47
Kerry Hammonds 1985-89	G-GS 121-89	FGM-FGA 631-1384	Pct .456	3-Pt M-A 2-5	Pct .400	FTM-FTA 352-498	Pct .707	Reb 955	Avg 7.9	Pts 1616	Avg 13.4	A-B-St 104-31-71
Tommy Gunn 2001-04	G-GS 113-96	FGM-FGA 518-1100	Pct .471	3-Pt M-A 185-469	Pct .394	FTM-FTA 307-395	Pct .777	Reb 464	Avg 4.1	Pts 1528	Avg 13.5	A-B-St 226-54-156
Willie Brown 1967-69	G-GS 75-x	FGM-FGA 619-1536	Pct .403	3-Pt M-A N/A	Pct	FTM-FTA 286-409	Pct .699	RB 558	Avg 7.4	Pts 1524	Avg 20.3	A-B-St x-x-x
Randy Henry 1986-89	G-GS 108-89	FGM-FGA 641-1174	Pct .546	3-Pt M-A 6-16	Pct .375	FTM-FTA 196-255	Pct .769	RB 682	Avg 6.3	Pts 1484	Avg 13.7	A-B-St 119-30-58
Ken Trickey 1952-55	G-GS 110-x	FGM-FGA 521-1776	Pct .293	3-Pt M-A N/A	Pct	FTM-FTA 414-673	Pct .615	RB 432	Avg 3.9	Pts 1456	Avg 13.2	A-B-St x-x-x
Tim Sisneros 1973-76	G-GS 104-x	FGM-FGA 584-1105	Pct .529	3-Pt M-A N/A	Pct	FTM-FTA 258-394	Pct .655	RB 846	Avg 8.1	Pts 1426	Avg 13.7	A-B-St 93-x-x
Chris Rainey 1987-89	G-GS 94-65	FGM-FGA 500-1014	Pct .493	3-Pt M-A 180-382	Pct .471	FTM-FTA 246-309	Pct .796	RB 306	Avg 3.2	Pts 1426	Avg 15.2	A-B-St 326-7-76
Greg Joyner 1977-79	G-GS 81-x	FGM-FGA 593-1081	Pct .549	3-Pt M-A N/A	Pct	FTM-FTA 238-306	Pct .778	RB 632	Avg 7.8	Pts 1424	Avg 17.6	A-B-St 250-x-x
Sleepy Taylor 1975-78	G-GS 97-x	FGM-FGA 533-1146	Pct .465	3-Pt M-A N/A	Pct	FTM-FTA 355-447	Pct .794	RB 545	Avg 5.6	Pts 1421	Avg 14.6	A-B-St 206-x-x
Jerry Beck 1979-82	G-GS 84-x	FGM-FGA 513-866	Pct .592	3-Pt M-A N/A	Pct	FTM-FTA 375-493	Pct .761	RB 779	Avg 9.3	Pts 1401	Avg 16.7	A-B-St 72-14-36
Tim Gaither 1993-96	G-GS 104-92	FGM-FGA 443-1081	Pct .410	3-Pt M-A 101-299	Pct .338	FTM-FTA 331-429	Pct .772	RB 440	Avg 4.2	Pts 1318	Avg 12.7	A-B-St 342-3-145
Kevin Kanaskie 2005-2009	G-GS 124-105	FGM-FGA 347-944	Pct .368	3-Pt M-A 207-592	Pct .350	FTM-FTA 350-431	Pct .812	RB 451	Avg 3.6	Pts 1251	Avg 10.1	A-B-St 485-5-127
Bob Burden 1959-61	G-GS 71-x	FGM-FGA 424-1086	Pct .390	3-Pt M-A N/A	Pct	FTM-FTA 394-562	Pct .701	RB 673	Avg 9.5	Pts 1242	Avg 17.5	A-B-St x-x-x
John Price 1953-59	G-GS 91-x	FGM-FGA 387-775	Pct .499	3-Pt M-A N/A	Pct	FTM-FTA 441-670	Pct .658	RB 634	Avg 7.0	Pts 1215	Avg 13.4	A-B-St x-x-x



**#32 DESMOND
"BOOGIE" YATES**



#44 KERRY HAMMONDS



#44 JERRY BECK

Warren Kidd 1991-93	G-GS 83-83	FGM-FGA 496-747	Pct .664	3-Pt M-A 0-0	Pct .000	FTM-FTA 173-307	Pct .564	RB 1048	Avg 12.6	Pts 1165	Avg 14.0	A-B-St 101-185-57
Kim Cooksey 1985-86	G-GS 64-64	FGM-FGA 506-1075	Pct .471	3-Pt M-A N/A	Pct	FTM-FTA 148-208	Pct .712	RB 281	Avg 4.4	Pts 1160	Avg 18.1	A-B-St 168-6-87
Harry Gupton 1949-52	G-GS 104-x	FGM-FGA 476-x	Pct x	3-Pt M-A N/A	Pct	FTM-FTA 202-323	Pct .625	RB x	Avg x	Pts 1154	Avg 11.1	A-B-St x-x-x
Tyrus Baynham 1986-88	G-GS 95-76	FGM-FGA 486-990	Pct .491	3-Pt M-A 12-38	Pct .316	FTM-FTA 141-204	Pct .691	RB 351	Avg 3.7	Pts 1125	Avg 11.8	A-B-St 182-30-50
Shawn Jones 2010-14	G-GS 313-62	FGM-FGA 447-827	Pct .541	3-Pt M-A 0-2	Pct .000	FTM-FTA 226-346	Pct .653	RB 640	Avg 4.9	Pts 1120	Avg 8.5	A-B-St 49-163-65
Fred Allen 1974-76	G-GS 81-x	FGM-FGA 439-1014	Pct .433	3-Pt M-A N/A	Pct	FTM-FTA 230-300	Pct .767	RB 221	Avg 2.7	Pts 1108	Avg 13.7	A-B-St 203-x-x
Doug Shrader 1953-56	G-GS 84-x	FGM-FGA 408-1053	Pct .387	3-Pt M-A N/A	Pct	FTM-FTA 278-430	Pct .647	RB 459	Avg 5.5	Pts 1094	Avg 13.0	A-B-St x-x-x
Render Carden 1954-56	G-GS 73-x	FGM-FGA 403-976	Pct .413	3-Pt M-A N/A	Pct	FTM-FTA 284-389	Pct .730	RB 728	Avg 9.9	Pts 1090	Avg 14.9	A-B-St x-x-x
Chris Harris 1979-82	G-GS 110-x	FGM-FGA 417-793	Pct .526	3-Pt M-A N/A	Pct	FTM-FTA 236-400	Pct .590	RB 707	Avg 6.4	Pts 1070	Avg 9.7	A-B-St 67-x-x
Lee Nosse 1999-02	G-GS 117-84	FGM-FGA 374-744	Pct .503	3-Pt M-A 50-141	Pct .355	FTM-FTA 258-315	Pct .819	RB 571	Avg 4.9	Pts 1056	Avg 9.0	A-B-St 136-166-89
Reggie Upshaw 2013-pres.	G-GS 104-79	FGM-FGA 399-851	Pct .469	3-Pt M-A 54-165	Pct .327	FTM-FTA 196-355	Pct .552	RB 665	Avg 6.4	Pts 1048	Avg 10.1	A-B-St 172-79-111
Ken Riley 1968-71	G-GS 76-x	FGM-FGA 424-875	Pct .485	3-Pt M-A N/A	Pct	FTM-FTA 195-410	Pct .476	RB 924	Avg 12.2	Pts 1043	Avg 13.7	A-B-St x-x-x
LeRoy Coleman 1977-80	G-GS 107-x	FGM-FGA 442-898	Pct .492	3-Pt M-A N/A	Pct	FTM-FTA 148-215	Pct .688	RB 437	Avg 4.1	Pts 1032	Avg 9.6	A-B-St 131-x-x
JT Sulton 2009-13	G-GS 133-95	FGM-FGA 375-758	Pct .495	3-Pt M-A 8-30	Pct .267	FTM-FTA 261-363	Pct .719	RB 601	Avg 4.5	Pts 1019	Avg 7.7	A-B-St 57-65-88
Roni Bailey 1995-97	G-GS 85-75	FGM-FGA 407-874	Pct .466	3-Pt M-A 55-167	Pct .329	FTM-FTA 147-209	Pct .703	RB 496	Avg 5.8	Pts 1016	Avg 12.0	A-B-St 216-5-112
Charles Harmening 1947-50	G-GS x-x	FGM-FGA x	Pct x	3-Pt M-A N/A	Pct	FTM-FTA x	Pct x	RB x	Avg x	Pts 1006	Avg x	A-B-St x-x-x



#5 KEVIN KANASKIE



#12 SHAWN JONES



#30 REGGIE UPSHAW

A

Ernest Abercrombie	1972
Chester Adair	1956
Travis Akin	1957
Eric Allen	2008-09
Fred Allen	1974-76
Malachi Allen	1997-98
Charles Anderson	2002
Marcus Anderson	1998
K.C. Anuna	2008-11
Greg Armstrong	1978-79
Darren Avery	2006-09
Kent Ayer	1995-99
Ricky Azantilow	1995

B

Roni Bailey	1995-97
Joe Baker	1961-63
Jevon Banks	1993-94
Jim Banks	1957
Rod Barber	1988
Joe Barclay	1970
Tyrone Barksdale	1996
Mike Batsel	1958
Dickie Baugh	1958
Tyrus Baynham	1986-88
Jerry Beck	1981-82
Kenny Beck	1982
Darryl Bentson	1968-70
Tim Blue	2006-07
Bill Boner	1966
John Bonner	1975-76
Mason Bonner	1972-74
Dave Bormann	1973
Booker Brown	1969-70
Chester Brown	1971-73
Julius Brown	1976-78
Tommy Brown	1967-69
Willie Brown	1967-69
Paul Bruns	1996
Ralph Bryant	1959-61
Wilkey Buchanan	1997
Bruce Buck	1983-84
Mike Buck	1989-92
Perrin Buford	2014-16
Bob Burden	1959-61
Ray Burden	1959-61
Jim Burks	1955-57
Joe Burks	1953-56
Sam Burrell	1977-78

C

Mantilla Callender	1997-98
Lee Campbell	1986
Rick Campbell	1981-82
Ed Cannon	1965-67
Render Carden	1954-56
Nod Carter	1996-97
Trevor Charles	2010-11
Tharone Chilton	2013-2014
Kenyata Chisholm	2000
Raleigh Choice	1983-84
Greg Christian	1991
Keith Christmas	2004-05
Hal Christianson	1956
Raymond Cintron	2012-2013

David Clark	1990, '93
Bobby Clark	1992-95
Jeff Clifton	1991
Johnny Cobb	1999-00
Derry Cochran	1968-71
Jay Cole	1966-67
Leroy Coleman	1977-80
Keith Connor	2003-04
Tony Cook	1987
Kim Cooksey	1985-86
Quavius Copeland	2015-present
Tim Corder	1991-92
Michael Cuffee	2004-05
Fats Cuyler	2005-06

D

Paul Dailey	1960-62
Frank Davis	1956-58
LaRae Davis	1983-84
Ramond Davis	1991-93
Mike Dean	2004-05
Milton Dean	1993-94
LaRon Dendy	2012
John Denen	1979
Clint Dennison	1976-78
Dwayne Dorsey	1982-83
Jim Drew	1970-73
Shawn Driskill	1994-95
Richard Duncan	1997-99
Wes Durrant	2004-06

E

Rod Emanuel	2009-11
Julian Edmonson	2012

F

Dave Fesko	1972
Chuck Fieldler	1965-67
Roger Fisher	1969-71
Curtis Fitts	1978-81
Oscar Fitzgerald	1958
Aldonis Foote	2015-present
G. Nelson Forrester	1948-52
Mike Frost	1979-82

G

Karl Gamble	2015-present
Tim Gaither	1993-96
James Gallman	2009-2013
Bobby Gardner	1965-67
Jim Ghibaudy	1964-66
Gavin Gibson	2012-15
Zane Gibson	2010-14
Broderick Gilchrest	2007-08
Velvious Goodloe	1995-96
Leslie Gregory	1988
Demetrius Green	2007-09
Tommy Griffith	1954-56
Tommy Gunn	2000-04

H

Xavier Habersham	2015-present
Montarrio Haddock	2008-10
Lucious Hailey	1981-82
Dino Hair	2006-09
Ray Hammers	1958-60
Kelvin Hammonds	1991-92
Kerry Hammonds	1985-87, '89
Kerry Hammonds II	2010-14

K.J. Harden	1995-98
Chris Harris	1979-82
Darnell Harris	2014-16
Frank Harris	1967-68
Gerald Harris	1987-90
Cordell Haynie	1979
Jim Henry	1956
Randy Henry	1986-89
Cory Heard	2010-11
Uriah Hethington	2007-08
Jani Hiltunen	2000-01
Tom Hogshead	1951-55
Paul Holland	1960-62
John Hopson	2006-2008
Bud Howard	2006
Fred Howard	1967-68
Theryn Hudson	2005-08, 2009-10
Terry Hughes	1997-98
John Humphrey	2002-03
Jeff Hunter	1989-92
Neiko Hunter	2012-14
Jerry Hurst	1957-58

I

Chris Ingram	1988-91
Leon Issac	1984-85
Jacob Ivory	2014-16

J

Barry Jackson	1965
Titus Jackson	1990
Steven Jackson	2001-04
Tavarres Jefferson	2013-14
Mike Jessee	1972
Marvin JINETTE	1955-57
James Johnson	1985-86
Jeff Johnson	1992
Nigel Johnson	2006-09
Terry Johnson	1971-72
Wally Johnson	1958
Willie Johnson	1981-82
Matt Joines	2009-10
Dwain Jones	1961
DJ Jones	2014-15
Jason Jones	2010-2013
Josh Jones	2008-2010
Shawn Jones	2010-14
Phil Jones	1961-62
Greg Joyner	1977-79

K

Kevin Kanaskie	2005-09
Ray Kempf	1964-65
Warren Kidd	1991-93
Gerald King	1999
Marcos Knight	2011-2013
Tweety Knight	2012-14

L

Greg Laravie	1975-77
Rick Lasseter	1968-69
Tommy Legg	1970
Doug Lipscomb	1983-84
John David Little	2009-10
Jonathan Loe	2005
Luigi Lopes	2001-02
Marcus Lovett	1995-

M

Lewis Mack	1976-77
Marcus Mason	2000-01
Kim Malcolm	1974
Charles Manar	1957
Maury Mapes	1981-84
Reggie Marshall	1998
Bill Martin	1963-65
Bob Martin	1977-78
Jimmy Martin	1973-75
Raymond Martin	1979-81
Freddie Martinez	1997-01
Bruce Massey	2012-2013
Danny Mayfield	1981-83
Jack McCauley	1960-62
Steve McElhane	1969
Ali McGhee	1998-99
Jimmy McGill	1986-87
Ron McKnight	2000
Lew McManus	1958
Phil Meadows	1964-65
Dan Midgett	1964-65
Mike Milholland	1964-65
Billy Miller	1984-87
Bryant Mitchell	2001-03
Torrey Moore	1995-97
Marcus Morrison	2005-06
David Murray	2009-10

N

Logan Nelson	2010-11
Ronnie Newman	1958
Ed Newton	1960-62
Bill Nickell	1961-63
Greg Nimmo	1983
Lee Nosse	1998-00, '02

O

Jimmy Oden	2010-12
Calvin O'Neil	2005-07; 08-10
Fernando Ortiz	2000-01
Trevor Ottley	2009-11

P

Eric Parham	2002-03
Steve Peeler	1974-75
Finoy Perkins	2012-13
Pancakes Perry	1980-83
Wardell Perry	1982-83
Joshua Phillips	2013-16
William Pippen	2002-03
Don Plonk	1957
Art Polk	1967-69
Giddy Potts	2014-present
Jimmy Powell	1973-74
Nick Prater	1971-73
John Price	1954, '57-59
Rod Pryor	1993
Kip Puryear	1976-77

R

Chris Rainey	1987-89
Dwayne Rainey	1986-88
Larry Rainey	1971
Robby Randolph	1980-81
Jaquawn Raymond	2013-2016
Derek Render	1977-78
Napoleon Rhodes	2003

JaQuel Richmond	2014-15
Jimmy Riley	1978-79
Ken Riley	1968, '70-71
Marcus Robinson	2003-04
Steve Rogers	1988
Jacquez Rozier	2011-2015

S

Darrio Scott	2004-05
Terry Scott	1968-70
Brent Secrest	1994-96
Doug Shrader	1954-56
Ed Simpson	2014-present
Tim Sisneros	1973-76
Don Smith	1959-60
Russell (Slim) Smith	1984-85
Bryan Smithson	2004-05
Phil Snell	1987-88
George Sorrell	1974-75
Jim Spencer	1964-65
Larry Stewart	1963-64
George Stotser	1956
JT Sulton	2009-2013
Stan Sumrell	1968-71
Jack Sutter	1965-67
Elliou Swanigan	1999
Herman Sykes	1971-72

T

Marcus Tarrance	2013-2015
Sleepy Taylor	1975-78
Robert Taylor	1990-93
Tiro Tenngren	2000-02
Aylton Tesch	1996, '98
Dale Thomas	1999-01
Steve Thomas	2005
Terry Thomas	1965-67
Andrew Thompson	1984
Gil Thompson	1976
Lonnie Thompson	1984-85
Dave Thorton	1980
Forrest Toms	1973-74
Ken Trickey	1952-55
Andrew Tunstill	1986-87

U

Reggie Upshaw, Jr.	2013-present
---------------------------	---------------------

V

Quincy Vance	1989-92
Adam Vogelsberg	2006

W

Tim Wagner	1962-64
Torin Walker	2011-14
Cedrick Wallace	1999-00
Kevin Wallace	1989-90
C. Wampler	1993-95, '96-97
David Washington	1995-96
Duane Washington	1986-87
James Washington	2009-11
Paul Washington	1994-95
Demario Watson	2001-03
Malandrick Webb	1989-90
Alex Weekes	2004-05
Fred White	2002
Garrick White	2002
Kevin White	1998-01
Tom Whittington	1964-66

Jonathan Whitworth	2000-01
Jermale Wilkerson	2001-02
D'Marius Wilkes	2001-02
Demario Williams	2008-10
Bob Williamson	1957-59
Ron Wilmouth	1962-64
Brad Wilson	1970
Bryant Woodford	1984
Kenon Wright	1994

Y

Bubba Yarbrough	1970-72
Desmond Yates	2007-10
Ted York	1956-57
Kyle Young	2004-07



2016-17 BLUE RAIDERS



SENIORS



JUNIORS



SOPHOMORES



FRESHMEN