



MIDDLE TENNESSEE

BLUE RAIDER BASKETBALL

C-USA REGULAR SEASON AND TOURNAMENT CHAMPIONS

2016-17 SCHEDULE

Overall: 31-5 ♦ C-USA: 17-1
H: 13-2 ♦ A: 11-2 ♦ N: 7-1

NOVEMBER

3	North Alabama (Exh.)	W, 96-65
11	Milligan	W, 102-64
15	Murray State (Campus Insiders)	W, 87-81
19	Tennessee State	L, 63-74
22	Toledo	W, 80-70
25	vs. UNC Wilmington!	W, 68-63
26	vs. Toledo!	W, 73-70 (OT)
27	vs. Evansville!	W, 66-55
30	at Ole Miss (SEC Network +)	W, 77-62

DECEMBER

3	at South Alabama	W, 67-55
8	Vanderbilt (CBSSN)	W, 71-48
14	at Belmont (ASN)	W, 79-66
17	at VCU (ASN)	L, 77-80
21	Georgia State	L, 56-64

JANUARY

1	UAB (Campus Insiders)*	W, 60-49
5	at Rice (beIN)*	W, 80-77
7	at North Texas*	W, 79-68
12	Marshall (beIN)*	W, 69-57
14	WKU (ASN)*	W, 91-76
19	at FIU*	W, 65-52
21	at Florida Atlantic*	W, 86-57
26	Southern Miss (ESPN3)*	W, 72-56
28	LA Tech (ESPN3)*	W, 71-61

FEBRUARY

2	at UTSA*	W, 69-59
4	at UTEP (ASN)*	L, 57-54
9	Old Dominion (beIN)*	W, 64-51
11	Charlotte (Campus Insiders)*	W, 70-55
16	at WKU (CBSSN)*	W, 78-52
18	at Marshall (ASN)*	W, 97-86
26	at UAB (CBSSN)*	W, 66-64

MARCH

2	FIU (ESPN3)*	W, 70-67
4	Florida Atlantic (ESPN3)*	W, 93-59
9	No. 9 UTSA (ASN)^	W, 86-70
10	No. 4 UTEP (CBSSN)^	W, 82-56
11	No. 6 Marshall (CBSSN)^	W, 83-72
16	No. 5 Minnesota (TNT)#	W, 81-72
18	No. 4 Butler (TBS)#	L, 74-65

All times Central and subject to change
 ! - Challenge in Music City (Nashville, Tenn.)
 * - Conference USA game
 ^ - Legacy Arena (Birmingham, Ala.)
 # - BMO Harris Bradley Center (Milwaukee, Wis.)

ATHLETIC COMMUNICATIONS






Eric Beovich, Primary Contact
 615.904.8115 (O) ♦ 850.723.8134 (C)
 Beovich@GoBlueRaiders.com ♦ @EricB424

Zach Rhodes, Secondary Contact
 615.904.2378 (O) ♦ 919.247.7585 (C)
 Rhodes@GoBlueRaiders.com

BLUE RAIDER BREAKDOWN

- ♦ Middle Tennessee made its ninth NCAA Tournament appearance in 2017, three of which have come in the last five seasons
- ♦ The Blue Raiders' winning percentage (.861) ranked fourth in the nation, behind only Gonzaga, Villanova and Arizona, while their 31 wins was tied for seventh nationally
- ♦ MT collected a league-best three All-C-USA selections before having **JaCorey Williams** named Player and Newcomer of the Year while **Reggie Upshaw** was selected to the All-Defensive Team and **Tyrik Dixon** to the All-Freshman Team
- ♦ All three All-C-USA selections - **JaCorey Williams** (first team), **Reggie Upshaw** (second) and **Giddy Potts** (third) - made the C-USA All-Tournament team with Potts taking home Tournament MVP honors
- ♦ MT debuted in the first NCAA RPI of the season at eighth in the country before rising as high as third and concluded the season with the 34th-rated RPI in Division I basketball
- ♦ The Blue Raiders opened the year with one of the best starts in school history at 10-1, which included a sweep of the Challenge in Music City and a pair of dominant wins over SEC foes Ole Miss and Vanderbilt
- ♦ Middle Tennessee went 10-3 in a challenging non-conference schedule that was ranked the 19th non-conference strength of schedule in the nation
- ♦ MT logged the best start in league play (10-0) in school history this season before going on to set a Conference USA record for league wins (17), tie the MT record for regular season wins (27) and break the MT record for single season wins (31)
- ♦ The Raiders are just the fourth different C-USA team to win 30-plus games, joining Memphis, Cincinnati and Louisville
- ♦ Middle Tennessee entered the USA Today Coaches Poll Top 25 for the first time in school history on March 6, boasting a 27-4 record at the time as they entered the postseason
- ♦ MT protected the ball at an exceptional rate in 2016-17, standing 13th in the nation in turnovers per game (10.4), 28th in turnover margin (+2.8) and 11th in assist-to-turnover ratio (1.48)
- ♦ The Blue Raiders also ranked 14th nationally in field goal percentage (.488) and 23rd in scoring defense (63.9) at the conclusion of the 2017 NCAA Tournament
- ♦ Davis' vaunted defensive schemes led the Raiders to a top two finish in C-USA in scoring defense for the fourth year in a row, finishing second in 2016-17 allowing just 63.9 points per game
- ♦ Senior F **Reggie Upshaw** is one of just three Division I players in the nation to have logged 1,000 points, 500 rebounds, 200 assists, 100 steals and 100 blocks in their career
- ♦ Senior F **JaCorey Williams** finished the season ranked 10th in the nation in field goals made (258) while PG **Tyrik Dixon** was 34th in the nation and second in C-USA in assist-to-turnover ratio (2.59) despite being just a true freshman
- ♦ Through 36 games **JaCorey Williams** (17.3 ppg), **Giddy Potts** (15.3 ppg) and **Reggie Upshaw** (14.5 ppg) all finished in the Top 14 in Conference USA in scoring
- ♦ Among active D-I players, **Giddy Potts** finished the year 30th in the nation in career 3-point percentage (.422) while **Reggie Upshaw** was 15th in career rebounds (910)
- ♦ Blue Raider great **Reggie Upshaw** collected the 99th win of his career in the NCAA Tournament win against Minnesota, giving him more wins than any other player in Middle Tennessee history
- ♦ Conference USA Coach of the Year **Kermit Davis** surpassed the 300-win mark as the head coach at MT with a 97-86 win at Marshall, and is also approaching 400 career wins in Division I and 450 career wins as a head coach at all levels
- ♦ HC **Kermit Davis** has led the Raiders to 154 wins over the last six seasons, more than any Division I team in Tennessee
- ♦ Middle Tennessee's sweep of the Conference USA regular season and tournament championships gives the program seven conference titles in the last eight seasons
- ♦ With an upset win over No. 5 seed Minnesota in the NCAA Tournament, the Blue Raiders became the first team in history to win NCAA First Round games against Power Five teams as a No. 12 seed or higher in back-to-back years
- ♦ MT was one of just six schools in the nation to boast a 100 percent NCAA Graduation Rate and also win a 2017 NCAA Tournament game, joining Duke, Kansas, Villanova, Notre Dame and Butler

BLUE RAIDER STARTING FIVE

 Tyrik Dixon 5.6 PPG 2.9 RPG 3.3 APG 41.2 FG% 39.7 3FG% #0 FR G 6-1 183	 Ed Simpson 3.5 PPG 2.1 RPG 2.2 APG 3.5 A-to-TO 37.8 FG% #11 JR G 6-2 195	 Giddy Potts 15.3 PPG 5.3 RPG 2.0 APG 1.3 SPG 48.2 FG% #20 JR G 6-2 217
 JaCorey Williams 17.3 PPG 7.3 RPG 1.6 APG 0.9 SPG 53.3 FG% #22 SR F 6-8 220	 Reggie Upshaw 14.5 PPG 6.8 RPG 2.4 APG 1.1 SPG 52.5 FG% #30 SR F 6-8 228	

QUICK FACTS

Location: Murfreesboro, Tenn.
Founded: 1911
Enrollment: 22,050
President: Dr. Sidney McPhee
Director of Athletics: Chris Massaro
Nickname: Blue Raiders
Colors: Royal Blue & White
Affiliation: Division I
Conference: C-USA
Arena: Murphy Center
Capacity: 11,520
Head Coach: Kermit Davis
Alma Mater: Mississippi State, 1982
Record at MT (years): 307-180/.630 (15th)
Career Record - Div. I (years): 378-230/.622 (19th)
Career Record - All levels (years): 444-255/.635 (22nd)
Assistant Coach: Win Case (Univ. of Science & Arts/Oklahoma, 1986)
Assistant Coach: Greg Gensing (Southwest Texas State, 1979)
Assistant Coach: Ronnie Hamilton (Duke, 2002)
Director of Operations: Jarrod Lazarus (FSU, 2009)
Athletic Trainer: Reese Shivers (Southern Miss, 2015)
Strength Coach: Zach Willis (Middle Tennessee, 2012)
2015-16 Overall Record: 25-10
C-USA Record/Finish: 13-5/second
C-USA Tournament: No. 2 seed
Quarterfinal: (7) Charlotte 61, (2) MT 79
Semifinal: (3) Marshall 90, (2) MT 99
Championship: (5) Old Dominion 53, (2) MT 55
Starters Returning/Lost: 2/3
Letterwinners Returning/Lost: 7/5
Newcomers: 5
Season of basketball: 94th
First season: 1913-14
All-time record: 1,207-1,036
NCAA Appearances: 9/4-9 - 1975, 77, 82, 85, 87, 89, 2013, 16, 17
NIT Appearances: 3/4-3 - 1986, 88, 2012
CIT Appearance: 2/0-2 - 2010, 2015

ALPHABETICAL ROSTER

No.	Name	Cl.
24	Quavius Copeland	Jr.
0	Tyrik Dixon	Fr.
45	Aldonis Foote	Sr.
25	Karl Gamble	So.
4	Xavier Habersham	R-Sr.
2	Antwain Johnson	So.
14	Chase Miller	R-Fr.
20	Giddy Potts	Jr.
11	Ed Simpson	Jr.
31	Stephen Strachan	R-Jr.
35	Davion Thomas	Fr.
30	Reggie Upshaw	Sr.
1	Brandon Walters	R-Jr.
22	JaCorey Williams	R-Sr.

TENNESSEE'S FINEST >

◆ Of the 12 NCAA Division I teams in the state of Tennessee, Middle Tennessee has had more success than any other since 2011-12 with 154 total wins in the last five-plus seasons

1. Middle Tennessee - 154
2. Belmont - 143
3. Memphis - 138
4. Vanderbilt - 115
5. ETSU - 112
6. Chattanooga - 111
7. Tennessee - 110
8. Tennessee Tech - 90
9. Lipscomb - 86
10. Tennessee State - 85
11. UT Martin - 81
12. Austin Peay - 67

**through 4/3/17*

MURPHY MADNESS >

◆ Middle Tennessee has been one of the best home teams in the country in recent years, holding a 80-13 record in the Murphy Center since 2011-12, which includes a perfect 16-0 record in 2012-13

- | | |
|----------|------|
| 2011-12: | 15-2 |
| 2012-13: | 16-0 |
| 2013-14: | 14-2 |
| 2014-15: | 12-4 |
| 2015-16: | 10-3 |
| 2016-17: | 13-2 |

KEEPING PACE >

◆ MT has 98 total wins since joining Conference USA in 2013-14, trailing only LA Tech among current C-USA members

1. LA Tech - 102
2. Middle Tennessee - 98
3. Old Dominion - 88
4. UAB - 81
5. UTEP - 79

**through 4/3/17*

TOP-RANKED DEFENSE >

◆ Middle had one of the top two scoring defenses in Conference USA in each of its first four seasons in the league, holding opponents to 63.6 points per game in 2016-17, 68.9 in 2015-16, 62.4 in 2014-15 and 62.6 in 2013-14

◆ With that strong of a defense, the Blue Raiders have been nearly unstoppable when scoring 70 points, boasting a 61-5 record (.924) since 2013-14 when topping the 70-point mark

◆ Defense has long been a staple for Head Coach **Kermit Davis** as he is 188-32 (.855) at the helm of the Blue Raider basketball program when his teams top 70 points

GOING STREAKING >

◆ Middle Tennessee has made a 3-pointer in 704 consecutive games, a streak that spans over 22 seasons, with the last time it failed to convert a trey coming on Jan. 14, 1995 against Murray State

THE BIG THREE >

◆ Middle Tennessee's big three - senior F **JaCorey Williams** (17.3 ppg), junior G **Giddy Potts** (15.3 ppg) and senior F **Reggie Upshaw** (14.5 ppg) - are one of the elite scoring trios in the nation, combining for nearly 50 points per outing

◆ The most recent three players to average over 15 points per game in the same season at MT is the trio of Randy Henry (19.5), Chris Rainey (18.7) and Kerry Hammonds (17.2) in 1988-89, who led the Blue Raiders to a 97-83 NCAA Tournament win against Florida State

◆ MT's big three have each logged 10 or more points in the same game 22 times this season, more than any other trio in Conference USA

NUMERICAL ROSTER

No.	Name	Pos.	Ht.	Cl.	Hometown/Previous School
0	Tyrik Dixon	G	6-1	Fr.	Bentonville, Ark. / Southwest Christian Academy
1	Brandon Walters	F	6-10	R-Jr.	Chattanooga, Tenn. / Walters State CC
2	Antwain Johnson	G	6-2	So.	Malone, Fla. / Chipola College
4	Xavier Habersham	G	6-6	R-Sr.	Dublin, Ga. / Hill College
11	Ed Simpson	G	6-2	Jr.	Ocean Springs, Miss. / St. Martin HS
14	Chase Miller	G	6-0	R-Fr.	Dallas, Texas / Shelton HS
20	Giddy Potts	G	6-2	Jr.	Athens, Ala. / Athens HS
22	JaCorey Williams	F	6-8	R-Sr.	Birmingham, Ala. / Arkansas
24	Quavius Copeland	G	6-1	Jr.	Greenville, S.C. / Gulf Coast State
25	Karl Gamble	F	6-9	So.	Columbia, S.C. / A.C. Flora HS
30	Reggie Upshaw	F	6-8	Sr.	Chattanooga, Tenn. / Baylor School
31	Stephen Strachan	G	6-2	R-Jr.	Nassau, Bahamas / Moberly Area CC
35	Davion Thomas	F	6-9	Fr.	Columbus, Ga. / Northside HS
45	Aldonis Foote	G/F	6-5	Sr.	Peoria, Ill. / Trinity Valley CC

CONFERENCE USA STANDINGS

Team	C-USA	Pct.	Home	Away	Overall	Pct.	Home	Away	Neutral
Middle Tennessee	17-1	.944	9-0	8-1	31-5	.861	13-2	11-2	7-1
LA Tech	14-4	.778	8-1	6-3	23-10	.697	15-2	6-7	2-1
Old Dominion	12-6	.667	7-2	5-4	19-12	.613	11-4	7-5	1-3
UTEP	12-6	.667	7-2	5-4	15-17	.469	8-8	5-6	2-3
Rice	11-7	.611	5-4	6-3	23-12	.657	13-6	9-5	1-1
Marshall	10-8	.556	6-3	4-5	20-15	.571	13-3	4-11	3-1
UAB	9-9	.500	6-3	3-6	17-16	.515	12-6	4-8	1-2
WKU	9-9	.500	6-3	3-6	15-17	.469	11-3	4-12	0-2
UTSA	8-10	.444	6-3	2-7	14-19	.424	11-3	2-15	1-1
Charlotte	7-11	.389	5-4	2-7	13-17	.433	10-5	3-10	0-2
Florida Atlantic	6-12	.333	2-7	4-5	10-20	.333	5-9	5-8	0-3
Southern Miss	6-12	.322	5-4	1-8	9-22	.290	8-6	1-12	0-4
FIU	3-15	.167	2-8	1-7	7-24	.226	6-9	1-13	0-2
North Texas	2-16	.111	1-8	1-8	8-22	.267	7-11	1-11	0-0

*through 4/3/17

BY THE NUMBERS

Overall record	31-5
At home	13-2
On road	11-2
Neutral site	7-1
vs. Ranked Teams	0-0
Blue Uniforms	8-3
Grey Uniforms	14-0
White Uniforms	9-2
vs. Conference USA	17-1
vs. Conference USA Home	9-0
vs. Conference USA Away	8-1
vs. Non-Conference	10-3
vs. Atlantic 10	0-1
vs. Big East	0-1
vs. Big Ten	1-0
vs. Colonial Athletic Association	1-0
vs. Mid-American	2-0
vs. Missouri Valley	1-0
vs. Ohio Valley	2-1
vs. Southeastern	2-0
vs. Sun Belt	1-1
vs. NAIA	1-0

When leading at halftime	25-2
When tied at halftime	1-0
When trailing at halftime	5-3

Leading with 5:00 left (regulation)	29-1
Trailing with 5:00 left (regulation)	1-4
Tied with 5:00 left (regulation)	1-0

In overtime games	1-0
-------------------	-----

When MT wins the tip-off	20-3
When opponent wins the tip-off	11-2
When MT scores first	20-1
When opponent scores first	11-4
In games decided by 3 points or less	4-2
In games decided by 4-10 points	6-2

When MT shoots 50% or better	14-0
When MT shoots 40-49%	17-4
When MT shoots 30-39%	0-1
When MT shoots less than 30%	0-0

When scoring 90 or more points	4-0
When scoring 80-89 points	8-0
When scoring 70-79 points	10-1
When scoring 60-69 points	9-2
When scoring 50-59 points	0-2
When scoring less than 50 points	0-0

When MT outrebounds opponents	23-2
When MT is outrebounded	7-2
When rebounds are even	1-1

On Monday	0-0
On Tuesday	2-0
On Wednesday	2-1
On Thursday	11-0
On Friday	3-0
On Saturday	10-4
On Sunday	3-0

In November	7-1
In December	3-2
In January	9-0
In February	6-1
In March	6-1

AROUND CONFERENCE USA

RECENT SCORES >

March 8 (Wednesday)

No. 9 UTSA 56, No. 8 WKU 52

No. 5 Rice 86, No. 12 Southern Miss 75

No. 7 UAB 74, No. 10 Charlotte 73

No. 6 Marshall 89, No. 11 Florida Atlantic 74

March 9 (Thursday)

(RV/25) No. 1 Middle Tennessee 86, No. 9 UTSA 70

No. 4 UTEP 86, No. 5 Rice 76

No. 2 LA Tech 69, No. 7 UAB 57

No. 6 Marshall 64, No. 3 Old Dominion 63

March 10 (Friday)

(RV/25) No. 1 Middle Tennessee 82, No. 4 UTEP 56

No. 6 Marshall 93, No. 2 LA Tech 77

March 11 (Saturday)

(RV/25) No. 1 Middle Tennessee 83, No. 6 Marshall 72

March 15 (Wednesday)

Rice 85, San Francisco 76

March 16 (Thursday)

(RV/25) No. 12 Middle Tennessee 81, (RV) No. 5 Minnesota 72

March 18 (Thursday)

(21/24) No. 4 Butler 75, (RV/25) No. 12 Middle Tennessee 65

March 20 (Monday)

Utah Valley 85, Rice 79

TODAY'S GAMES >

UPCOMING GAMES >

PRESEASON PICKS

C-USA PRESEASON POLL >

1. UAB (10)
2. Middle Tennessee (4)
3. WKU
4. Marshall
5. Old Dominion
6. UTEP
7. LA Tech
8. Charlotte
9. Rice
10. North Texas
11. FIU
12. Florida Atlantic
13. Southern Miss
14. UTSA

PRESEASON ALL-C-USA TEAM >

Name	Class	Pos.	School
Erik McCree	Sr.	F	LA Tech
Jon Elmore	Jr.	G	Marshall
Ryan Taylor	Sr.	F	Marshall
Giddy Potts	Jr.	G	Middle Tennessee
Reggie Upshaw	Sr.	F	Middle Tennessee
Jeremy Combs	Jr.	F	North Texas
Marcus Evans	So.	G	Rice
Chris Cokley	Jr.	F	UAB
William Lee	Jr.	F	UAB
Justin Johnson	Jr.	F	WKU

2017 NCAA DIVISION I MEN'S BASKETBALL CHAMPIONSHIP BRACKET

First Round
MARCH 16-17

Second Round
MARCH 18-19

Regional
Semifinals
MARCH 23-24

Regional
Finals
MARCH 25-26

National
Semifinals
APRIL 1

Regional
Finals
MARCH 25-26

Regional
Semifinals
MARCH 23-24

Second Round
MARCH 18-19

First Round
MARCH 16-17

FIRST FOUR

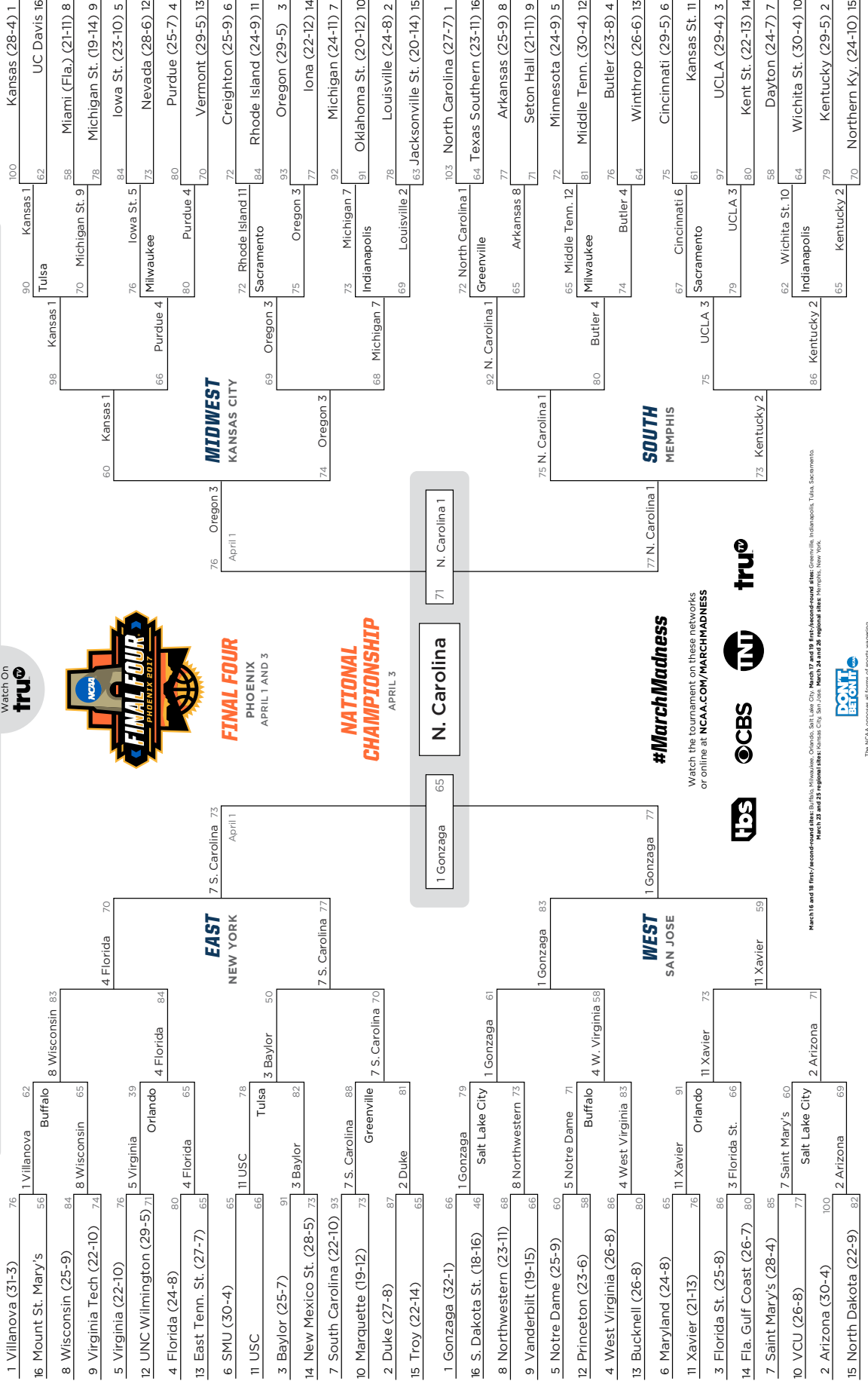
S 11. Kansas St. (20-13) .95
11. Wake Forest (19-13) .88

16. Mt. St. Mary's (19-15) .67
16. New Orleans (20-11) .66

E 63. N.C. Central (25-8) .16
67. UC Davis (22-12) .16

MW 71. Providence (20-12) .11
75. USC (24-9) .11

Watch On
tru



Watch the tournament on these networks or online at **NCAA.COM/MARCHMADNESS**

#MarchMadness

March 18 and 19: First Four (West, Midwest, South, East) - Greenville, Indianapolis, Tulsa, Sacramento
 March 23 and 24: Regional Semifinals - Kansas City, San Jose, March 24 and 25: Regional Finals - Memphis, New York

The NCAA opposes all forms of sports wagering.

NCAA TOURNAMENT RECORDS

TEAM

Points

1. 97 vs. Florida State3/16/89
2. 90 vs. Michigan State3/18/16
3. 88 vs. Virginia3/18/89

Field Goals Made

1. 36 vs. Florida State3/16/89
2. 33 vs. Michigan State3/18/16
- 33 vs. Detroit3/13/77

Field Goal Attempts

1. 79 vs. Detroit3/13/77
2. 70 vs. Florida State3/16/89
- 70 vs. North Carolina3/14/85

Field Goal %

1. 55.9 vs. Michigan State3/18/16
2. 51.4 vs. Florida State3/16/89
3. 48.3 vs. Minnesota3/16/17

3-Point FGM

1. 11 vs. Michigan State3/18/16
2. 9 vs. Florida State3/16/89
3. 8 vs. Syracuse3/20/16

3-Point FGA

1. 24 vs. Syracuse3/20/16
2. 19 vs. Butler3/18/17
- 19 vs. Michigan State3/18/16

3-Point FG%

1. 57.9 vs. Michigan State3/18/16
2. 53.8 vs. Minnesota3/16/17
3. 50.0 vs. Florida State3/16/89

Free Throws Made

1. 18 vs. Minnesota3/16/17
- 18 vs. Virginia3/18/89
3. 16 vs. Florida State3/16/89

Free Throws Attempted

1. 27 vs. Minnesota3/16/17
2. 25 vs. Oregon State3/15/75
3. 21 vs. Michigan State3/18/16

Free Throw %

1. 90.0 vs. Virginia3/18/89
2. 85.7 vs. Saint Mary's3/19/13
3. 84.2 vs. Florida State3/16/89

Rebounds

1. 44 vs. Oregon State3/15/75
2. 42 vs. Detroit3/13/77
3. 38 vs. Florida State3/16/89

Assists

1. 24 vs. Detroit3/13/77
2. 19 vs. Minnesota3/16/17
- 19 vs. Florida State3/16/89

Steals

1. 12 vs. Oregon State3/15/75
2. 9 vs. Florida State3/16/89
3. 8 vs. North Carolina3/14/85

Blocks

1. 8 vs. Kentucky3/13/14
2. 7 vs. Oregon State3/10/16
3. 5 vs. Michigan State3/18/16

Most Turnovers

1. 31 vs. Oregon State3/15/75
2. 26 vs. Louisville3/13/82
3. 22 vs. Detroit3/13/77

Fewest Turnovers

1. 8 vs. Minnesota3/16/17
- 8 vs. Virginia3/18/89
3. 9 vs. Saint Mary's3/19/13

INDIVIDUAL

Points

1. 28, Bob Martin vs. Detroit3/13/77
2. 26, Mike Buck vs. Florida St...3/16/89
3. 26, Randy Henry vs. Florida St...3/16/89

Field Goals Made

1. 13, Bob Martin vs. Detroit3/13/77
2. 12, Randy Henry vs. Florida St...3/16/89
3. 10, Lonnie Thompson vs. UNC...3/14/85
- 10, George Sorrell vs. Oregon St...3/15/97

Field Goal Attempts

1. 23, Bob Martin vs. Detroit3/13/77
2. 22, Kim Cooksey vs. UNC3/14/85
3. 20, Randy Henry vs. Virginia ..3/18/89
- 20, George Sorrell vs. Oregon St...3/15/75

3-Point FGM

1. 6, Mike Buck vs. Florida St.....3/16/89
2. 3, Giddy Potts vs. Syracuse3/20/16
- 3, JaQawn Raymond vs. Syracuse.3/20/16
- 3, Darnell Harris vs. Mich St...3/18/16
- 3, Giddy Potts vs. Mich St3/18/16
- 3, Reggie Upshaw vs Mich St..3/18/16
- 3, Chris Rainey vs. Virginia.....3/18/89

3-Point FGA

1. 6, Reggie Upshaw vs. Butler..3/18/17
- 6, Giddy Potts vs. Minnesota3/16/17
- 6, Giddy Potts vs. Syracuse3/20/16
- 6, Reggie Upshaw vs. Mich St..3/18/16
- 6, Mike Buck vs. Florida St.....3/16/89

Free Throws Made

1. 10, Jerry Beck vs. Louisville...3/13/82
2. 7, Greg Joyner vs. Detroit3/13/77
3. 6, Six tied

Free Throws Attempted

1. 11, Jerry Beck vs. Louisville...3/13/82
2. 9, JaCorey Williams vs. Minnesota...3/16/17
- 9, Jerry Beck vs. Kentucky3/11/82
- 9, Bob Martin vs. Oregon St..3/15/75

Rebounds

1. 17, George Sorrell vs. Oregon St..3/15/75
2. 15, Kerry Hammonds vs. Virginia .3/18/89
- 15, Greg Joyner vs. Detroit3/13/77

Assists

1. 7, Gerald Harris vs. Florida St..3/16/89
- 7, Duane Washington vs. Notre Dame..3/12/87
3. 6, Antwain Johnson vs. Butler...3/18/17
- 6, Perrin Buford vs Mich St3/18/16
- 6, Marcos Knight vs. Saint Mary's..3/19/13
- 6, Greg Joyner vs. Detroit3/13/77
- 6, Bob Martin vs. Detroit3/13/77

Steals

1. 4, Kerry Hammonds vs. Florida St..3/16/89
- 4, James Johnson vs. UNC3/14/85
- 4, Tim Sisneros vs. Oregon St...3/15/75

Blocks

1. 5, Buck Hailey vs. Kentucky ...3/11/82
2. 4, Lewis Mack vs. Detroit.....3/13/77
- 4, George Sorrell vs. Oregon St..3/15/75

Turnovers

1. 10, Lewis Mack vs. Detroit.....3/13/77
2. 8, Tweety Knight vs. ODU3/13/14
3. 6, Reggie Upshaw vs. ODU3/12/15

Minutes Played

1. 40, Jerry Beck vs. Kentucky ...3/11/82
- 40, Edward Perry vs. Kentucky ..3/11/82
- 40, Greg Joyner vs. Detroit3/13/77
- 40, Bob Martin vs. Detroit3/13/77
- 40, George Sorrell vs. Oregon St..3/15/75



2017 C-USA MEN'S BASKETBALL BRACKET


#CUSAMBK #ALLDAYCUSA

First Round
Wednesday, March 8

Quarterfinals
Thursday, March 9

Semifinals
Friday, March 10

Championship
Saturday, March 11



CONFERENCEUSA.COM @CUSAMBK @CONFERENCE_USA

CONFERENCE USA TOURNAMENT RECORDS

TEAM

Points

1. 99 vs. Marshall3/11/16
2. 86 vs. UTSA3/9/17
3. 83 vs. Marshall3/11/17

Field Goals Made

1. 31 vs. Marshall3/11/16
2. 33 vs. UTSA3/9/17
3. 30 vs. Marshall3/11/17

Field Goal Attempts

1. 67 vs. Charlotte.....3/11/15
2. 61 vs. UTEP3/10/17
3. 56 vs. Marshall3/11/17
56 vs. UTSA3/9/17

Field Goal %

1. 58.9 vs. UTSA3/9/17
2. 58.5 vs. Marshall3/11/16
3. 54.7 vs. Charlotte.....3/10/16

3-Point FGM

1. 9 vs. UTSA3/9/17
9 vs. UAB3/14/15
3. 8 vs. UTEP3/10/17
8 vs. UTEP3/13/15
8 vs. Charlotte.....3/11/15
8 vs. Tulsa3/14/14

3-Point FGA

1. 22 vs. UTEP3/13/15
2. 21 vs. UTEP3/10/17
21 vs. UAB3/14/15
21 vs. Charlotte.....3/11/15

3-Point FG%

1. 52.9 vs. UTSA3/9/17
2. 46.2 vs. Marshall3/11/16
3. 42.9 vs. UAB3/14/15

Free Throws Made

1. 31 vs. Marshall3/11/16
2. 22 vs. ODU3/12/15
3. 20 vs. UTEP3/10/17

Free Throws Attempted

1. 31 vs. Marshall3/11/16
2. 30 vs. ODU3/12/15
3. 27 vs. Marshall3/11/17
27 vs. Tulsa3/14/14

Free Throw %

1. 76.9 vs. UTEP3/10/17
2. 75.6 vs. Marshall3/12/16
3. 73.3 vs. ODU3/12/15

Rebounds

1. 41 vs. Marshall3/11/17
41 vs. UTEP3/10/17
3. 40 vs. Charlotte.....3/10/16

Assists

1. 20 vs. UTSA3/9/17
2. 16 vs. UTEP3/10/17
16 vs. Marshall3/11/16

Steals

1. 12 vs. UTEP3/10/17
2. 11 vs. Charlotte.....3/11/15
3. 9 vs. Charlotte.....3/10/16

Blocks

1. 8 vs. ODU3/13/14
2. 7 vs. Charlotte.....3/10/16
3. 6 vs. UTEP3/13/15

Most Turnovers

1. 21 vs. Tulsa3/14/14
2. 17 vs. Charlotte.....3/10/16
3. 13 vs. ODU3/12/16
13 vs. Marshall3/11/16
13 vs. ODU3/13/14

Fewest Turnovers

1. 4 vs. Charlotte.....3/11/15
2. 7 vs. UTSA3/9/17
3. 8 vs. UTEP3/13/15

INDIVIDUAL

Points

1. 30, Giddy Potts vs. Marshall ..3/11/17
2. 27, Reggie Upshaw vs. Charlotte..3/10/16
3. 22, Perrin Buford vs. Charlotte..3/10/16

Field Goals Made

1. 10, Giddy Potts vs. Marshall3/11/17
2. 10, Perrin Buford vs. Charlotte..3/10/16
3. 10, Reggie Upshaw vs. Charlotte..3/10/16

Field Goal Attempts

1. 20, Reggie Upshaw vs. Charlotte..3/10/16
2. 17, Giddy Potts vs. Marshall ..3/11/17
3. 15, Neiko Hunter vs. Tulsa3/14/14

3-Point FGM

1. 5, JaQawn Raymond vs. Tulsa ..3/14/14
2. 4, Giddy Potts vs. UTSA.....3/9/17
4, DJ Jones vs. UTEP3/13/15
4, Giddy Potts vs. ODU.....3/12/16

3-Point FGA

1. 9, JaQawn Raymond vs. Tulsa ..3/14/14
2. 8, Giddy Potts vs. Marshall3/11/17
3. 6, DJ Jones vs. UTEP3/13/15
6, DJ Jones vs. Charlotte.....3/11/15
6, Kerry Hammonds vs. ODU...3/13/14

Free Throws Made

1. 9, Perrin Buford vs. Marshall...3/11/16
2. 7, Giddy Potts vs. Marshall3/11/17
7, Reggie Upshaw vs. Charlotte...3/10/16
7, Perrin Buford vs. ODU3/12/15
7, JaQawn Raymond vs. ODU..3/12/15

Free Throws Attempted

1. 13, Reggie Upshaw vs. Charlotte..3/10/16
2. 11, Perrin Buford vs. Marshall ..3/11/16
11, Perrin Buford vs. ODU3/12/15

Rebounds

1. 11, Shawn Jones vs. ODU3/13/14
2. 10, Neiko Hunter vs. Tulsa3/14/14
3. 9, JaCorey Williams vs. UTSA .3/11/17
9, Reggie Upshaw vs. Marshall ..3/11/16
9, Giddy Potts vs. Charlotte ...3/10/16
9, Reggie Upshaw vs. Charlotte...3/10/16
9, Reggie Upshaw vs. ODU3/12/15
9, Jacques Rozier vs. Tulsa3/14/14

Assists

1. 7, Tyrik Dixon vs. UTSA3/9/17
2. 5, Tyrik Dixon vs. UTEP3/10/17
5, Aldonis Foote vs. UTSA3/9/17
5, Perrin Buford vs. Marshall...3/11/16

Steals

1. 5, Giddy Potts vs. UTEP3/10/17
2. 3, Tyrik Dixon vs. UTEP3/10/17
3, DJ Jones vs. Charlotte3/11/15
3, Giddy Potts vs. Marshall3/11/16
3, Reggie Upshaw vs. Charlotte...3/10/16

Blocks

1. 3, Reggie Upshaw vs. Charlotte...3/10/16
3, Perrin Buford vs. UTEP3/13/15
3, Jacques Rozier vs. Tulsa3/14/14

Turnovers

1. 7, Tweety Knight vs. Tulsa3/14/14
2. 6, Tweety Knight vs. ODU3/13/14
3. 5, Reggie Upshaw vs. ODU3/12/15

Minutes Played

1. 39, Giddy Potts vs. Marshall ..3/11/17
39, JaQawn Raymond vs. ODU...3/12/16
3. 38, Perrin Buford vs. ODU3/12/16

RPI ROUND-UP >

- ◆ The Blue Raiders were the highest-ranked team in Conference USA all season in the RPI and the same was true in the state of Tennessee much of the season
- ◆ MT rose as high as No. 3 in the non-conference portion of its schedule leading into the contest at Belmont
- ◆ In seven Top 70 games, Middle Tennessee has three Top 50 wins and two more Top 70 wins against No. 25 Minnesota, No. 33 UNC Wilmington, No. 42 Vanderbilt, No. 58 Belmont and No. 68 Ole Miss

**through 4/3/17*

ROAD RAIDERS >

- ◆ Middle Tennessee has won 11 true road games in 2016-17, less than just four other teams in Division I
- ◆ The Blue Raiders also boast seven neutral site wins to give them an impressive 18 wins in 21 games away from home in 2016-17, ranking behind only national runner-up Gonzaga

**through 4/3/17*

ROYAL RAIDER REGGIE >

- ◆ With the NCAA Tournament First Round win against Minnesota, senior F **Reggie Upshaw** has surpassed 2014-15 senior Jocquez Rozier as the winningest Blue Raider of all time, racking up 99 wins in his career
- ◆ The Chattanooga native also continued to put himself in elite company nationally, becoming one of just eight active players in the country to boast 1,500 career points and 900 career rebounds

MT FALLS SHORT OF SWEET 16 HOPES >

- ◆ The Blue Raiders' season came to an end one game short of making a Sweet 16 appearance in Memphis after a 74-65 defeat at the hands of No. 4 seed Butler
- ◆ Senior F **JaCorey Williams** fell one rebound shy of a double-double with 20 points and nine boards in the contest while sophomore G **Antwain Johnson** broke out with 19 points and six assists off the bench

MT MOVES INTO NCAA SECOND ROUND >

- ◆ The Blue Raiders downed Minnesota 81-72 to earn a second straight trip to the NCAA Tournament Second Round behind 19 points from senior F **Reggie Upshaw**
- ◆ It was the second NCAA First Round win in a row for MT, who knocked off fellow Big Ten foe Michigan State in 2016
- ◆ The Blue Raiders became just the fourth program to win NCAA First Round games in back-to-back years while being seeded 12th or higher and are the only team to win both against Power Five schools

POSTSEASON VETERANS >

- ◆ Middle Tennessee has now played in the last three Conference USA Tournament title games, winning each of the least two to advance to the NCAA Tournament
- ◆ The Blue Raiders are now competing in their third NCAA Tournament in the last five seasons and their sixth postseason tournament in the last eight years
- ◆ MT has racked up seven conference titles in the last eight seasons, including two tournament titles, two outright regular season titles and three shared regular season titles

ALL-TOURNAMENT TRIO >

- ◆ Middle Tennessee's **Giddy Potts**, **Reggie Upshaw** and **JaCorey Williams** took three of the five spots on the Conference USA All-Tournament team with Potts earning Tournament MVP honors, averaging 19.3 points and six rebounds across the three games

WIRE-TO-WIRE WIN FOR BACK-TO-BACK TITLES >

- ◆ MT fed off of a career-high 30 points from junior G **Giddy Potts** to run the table against Marshall in the C-USA Championship game, never surrendering a lead or tie to the Herd
- ◆ Senior F **JaCorey Williams** added 17 points and six boards in the win while senior F **Reggie Upshaw** added 15 and eight

RAIDERS MAKE THIRD STRAIGHT C-USA FINALS >

- ◆ Middle Tennessee rolled into the C-USA Finals with an 82-56 win over UTEP, avenging their only conference loss of the season in the Semifinals
- ◆ Middle placed four players in double figures on the way to their school record 29th win

MT ROLLS INTO C-USA SEMIS >

- ◆ Middle Tennessee cruised past UTSA in the C-USA Quarterfinals, shooting 58.9 percent from the field and scoring 24 points off 13 UTSA turnovers in the 86-70 win
- ◆ Five Blue Raiders logged double digits in the game, led by senior **Reggie Upshaw's** 21-point outing

RAIDERS RACK UP NINE SUPERLATIVE AWARDS >

- ◆ Middle Tennessee had a heavy showing in the Conference USA postseason award announcements, featuring Conference USA Coach of the Year **Kermit Davis** and Conference USA Player and Newcomer of the Year **JaCorey Williams**
- ◆ The Blue Raiders had a league-best three all-conference selections in **JaCorey Williams** (first team), **Reggie Upshaw** (second) and **Giddy Potts** (third)
- ◆ Upshaw was also named to the All-Defensive team while **Tyrik Dixon** made the All-Freshman team and **Ed Simpson** made the All-Academic team

CHASING "BOOGIE" >

- ◆ Senior forward **Reggie Upshaw** became the 32nd member of Middle Tennessee's 1,000-point club in the first half of last season's C-USA semifinal match-up against Marshall.

With 523 points this season, Upshaw finished his career with 1,571 points, the fourth highest total in program history.

1.	Desmond Yates	1,775
2.	Robert Taylor	1,622
3.	Kerry Hammonds.....	1,616
4.	Reggie Upshaw	1,571
5.	Tommy Gunn	1,528
6.	Willie Brown	1,524
7.	Randy Henry	1,484
8.	Ken Trickey	1,456
t9.	Tim Sisneros	1,426
t9.	Chris Rainey	1,426

1,000-POINT CLUB >

- ◆ Junior guard **Giddy Potts** became the 33rd member of Middle Tennessee's 1,000-point club on his second triple at UTSA on Feb. 2, joining teammate Reggie Upshaw in the elite group.

Potts reached the 1,000-point mark in his 87th career game, 13 games faster than Upshaw was able to reach the milestone.

His current point total of 1,207 puts him in 18th on the all-time list, eight points shy of John Price (1,215).

BLUE RAIDERS IN C-USA

Category	Stats	Rank
Scoring Offense	74.9	5th
Scoring Defense	63.9	2nd
FG %	48.8 %	1st
FG % Defense	42.1 %	3rd
3FG %	36.7 %	4th
3FG % Defense	32.3 %	1st
FT%	69.9 %	9th
Rebounds	35.4	9th
Rebound Margin	+5.2	2nd
Assists	15.4	3rd
Blocks	2.8	11th
Steals	6.7	2nd
Turnover Margin	+2.8	1st
Assist/Turnover Ratio	1.5	1st

**through 4/3/17*

CHARTING THE BLUE RAIDERS

DUNKS >

- Reggie Upshaw (25)
- JaCorey Williams (25)
- Giddy Potts (11)
- Antwain Johnson (6)
- Brandon Walters (5)
- Tyrik Dixon (1)
- Karl Gamble (1)
- Xavier Habersham (1)

CHARGES DRAWN >

- Giddy Potts (8)
- Ed Simpson (4)
- Xavier Habersham (3)
- Aldonis Foote (2)
- Qua Copeland (1)
- Tyrik Dixon (1)
- Antwain Johnson (1)
- Brandon Walters (1)

FIRST SCORER >

- JaCorey Williams (14)
- Giddy Potts (10)
- Reggie Upshaw (6)
- Tyrik Dixon (3)
- Xavier Habersham (2)
- Karl Gamble (1)

HOW FIRST POINTS WERE SCORED >

- Layup (16)
- Jumper (13)
- 3-pointer (6)
- Free Throw (1)
- Dunk (0)

FIRST SUB >

- Xavier Habersham (14)
- Brandon Walters (14)
- Ed Simpson (10)
- Antwain Johnson (8)
- Aldonis Foote (7)
- Karl Gamble (5)
- Qua Copeland (3)
- Tyrik Dixon (1)
- Giddy Potts (1)

NOTHING BUT THE BOTTOM OF THE NET >

◆ Senior forward **Reggie Upshaw** tallied 598 field goals in his Blue Raider career, placing him in fifth on the Middle Tennessee Top 10 list.

1. Desmond Yates714
2. Randy Henry641
3. Kerry Hammonds631
4. Willie Brown619
5. **Reggie Upshaw598**
6. Greg Joyner593
7. Tim Sisneros584
8. Sleepy Taylor533
9. Ken Trickey521
10. Robert Taylor515

RACKING UP THE REBOUNDS >

◆ Senior forward **Reggie Upshaw** reached fourth in the Middle Tennessee record books for career rebounds with 910.

1. Warren Kidd1,048
2. Kerry Hammonds955
3. Ken Riley924
4. **Reggie Upshaw910**
5. Tim Sisneros846
6. Jerry Beck782
7. Bennett Jent745
8. Render Carden728
9. Dwayne Rainey723
10. Chris Harris707

FROM DOWNTOWN >

◆ Junior guard **Giddy Potts** made the career Top 10 list for 3-pointers made before reaching the end of his sophomore season. He has now made 201 triples in his career, good for third all-time and just 21 shy of the all-time record of 222 set by Robert Taylor.

1. Robert Taylor222
2. Kevin Kanaskie207
3. **Giddy Potts201**
4. Tommy Gunn185
5. Chris Rainey180
6. Freddie Martinez172
- t7. James Washington137
- t7. Raymond Cintron137
9. Kerry Hammonds II135
10. JaQawn Raymond119

◆ Potts is also now in the career Top 10 for 3-pointers attempted. He has taken 476 long range attempts in his career, 116 shy of third place all-time.

1. Robert Taylor619
2. Kevin Kanaskie592
3. **Giddy Potts476**
4. Tommy Gunn469
5. Freddie Martinez451
6. Chris Rainey382
7. Kerry Hammonds II365
8. James Washington353
9. JaQawn Raymond324
- t10. Fats Cuyler317
- t10. Richard Duncan317
- t10. Raymond Cintron317

◆ The sweet-shooting junior currently ranks fourth in school history for career 3-point percentage (.422) thanks to his record-setting sophomore season in which he shot 50.6% from deep, and is just ahead of teammate Xavier Habersham (.407).

1. Chris Rainey0.471
2. Jonathan Whitworth0.438
3. Raymond Cintron0.435
4. **Giddy Potts0.422**
5. Adam Vogelsberg0.417
6. Nod Carter0.412
7. **Xavier Habersham 0.407**
8. Kelvin Hammonds0.403
- t9. Tommy Gunn0.394
- t9. Torrey Moore0.394

BASKETBALL BANDIT >

◆ Senior forward **Reggie Upshaw** moved into the Top 10 all-time in career steals during his junior season against LA Tech. He reached third all-time in the school record books with 151 career steals, just five shy of second all-time.

1. Richard Duncan190
2. Tommy Gunn156
3. **Reggie Upshaw151**
4. Tim Gaither145
5. Gerald Harris139
6. James Johnson136
7. Duane Washington134
8. Kevin Kanaskie127
9. Roni Bailey112
10. Tweety Knight108

BLOCK PARTY >

◆ Senior forward **Reggie Upshaw** stands in the Top 5 at Middle Tennessee for career blocks as he finished with 110 career rejections placing him in fourth all-time.

1. Warren Kidd185
2. Lee Nosse166
3. Shawn Jones158
4. **Reggie Upshaw110**
5. Chris Ingram81
6. Trevor Ottley79
7. Theryn Hudson69
8. Perrin Buford62
9. Kyle Young59
10. Tommy Gunn54

DOUBLE-DOUBLE MACHINE >

◆ Senior F **Reggie Upshaw** logged his 19th career double-double on Senior Day against Florida Atlantic, moving him into a tie for seventh all-time at Middle Tennessee.

1. Warren Kidd53
2. Jerry Beck38
- t3. Kerry Hammonds33
- t3. Tim Sisneros33
5. George Sorrell32
6. Dwayne Rainey21
- t7. Aylton Tesch19
- t7. **Reggie Upshaw19**
- t9. Randy Henry17
- t9. Greg Joyner17

GREAT GAMER >

◆ Senior forward **Reggie Upshaw** entered the career Top 10 list for games played in the Blue Raider record books against Toledo on Nov. 26.

The senior broke the all-time record with his 129th Blue Raider appearance against Old Dominion on Feb. 9.

1. **Reggie Upshaw 140**
2. Shawn Jones128
3. Kevin Kanaskie124
4. Desmond Yates122
- t5. Kerry Hammonds121
- t5. Kerry Hammonds II121
7. Kyle Young119
8. Lee Nosse117
9. Quincy Vance115
10. Tommy Gunn113

◆ Upshaw entered the career Top 10 list at Middle Tennessee in games started as a Blue Raider with his 83rd career start against Toledo on Nov. 22.

The four-year veteran broke the all-time record previously held by Kevin Kanaskie with his 106th career start at WKU on Feb. 16.

1. **Reggie Upshaw 115**
2. Kevin Kanaskie105
3. Tommy Gunn96
4. Tim Gaither92
- t5. Quincy Vance90
- t5. Kyle Young90
- t7. Randy Henry89
- t7. Kerry Hammonds89
9. Richard Duncan87
10. Lee Nosse84

MINUTE MEN >

◆ Senior forward **Reggie Upshaw** stands in second all-time in minutes played at 3,965, finishing his career just 113 minutes shy of matching all-time leader Kevin Kanaskie (4,078).

1. Kevin Kanaskie4,078
2. **Reggie Upshaw 3,965**
3. Desmond Yates3,517
4. Kerry Hammonds3,453
5. Tommy Gunn3,361
6. Tim Gaither3,020
7. Robert Taylor2,941
8. Lee Nosse2,900
9. Desmond Yates2,776
10. Randy Henry2,772

THREE'S COMPANY >

◆ The Blue Raider trio of **JaCorey Williams** (621), **Giddy Potts** (552) and **Reggie Upshaw** (523) each finished the season in the Top 20 in single-season scoring at Middle Tennessee.

Williams and Potts each made it into the Top 10 while the former was just two points shy of tying the Blue Raider all-time record.

1. Kim Cooksey (85-86)623
2. **JaCorey Williams (16-17) ... 621**
3. Tim Sisneros (75-76)618
4. Willie Brown (68-69)605
5. Randy Henry (88-89)604
6. Milton Dean (93-94)597
7. Chris Rainey (88-89)580
8. Chris Rainey (87-88)565
9. Willie Brown (67-68)556
10. **Giddy Potts (16-17) 552**

'Triple' Threat >

◆ Blue Raider sharpshooter Giddy Potts made 76 triples in the 2016-17 season, which ranks fourth all-time and just three shy of his second-place mark from 2015-16 and seven shy of the all-time record of 83 set by Chris Rainey.

1. Chris Rainey (87-88)83
2. Giddy Potts (15-16)79
3. Robert Taylor (90-91).....77
4. **Giddy Potts (16-17) 76**
5. James Washington (10-11).....72
6. Raymond Cintron (12-13)71
7. Adam Vogelsberg (05-06).....68
- t8. Kevin Kanaskie (06-07).....67
- t8. Raymond Cintron (11-12)67
- t8. Kerry Hammonds II (13-14)67

RAIDERS ROMP ON SENIOR DAY >

◆ MT notched its largest win of the year with a 34-point defeat of Florida Atlantic on Senior Day
◆ Despite the four seniors being honored, it was junior G **Giddy Potts** who ran rampant against the Owls, pouring in a career-high 30 points on 12-of-18 shooting while adding seven rebounds and three assists

SENIOR DAY SALUTES >

◆ Middle Tennessee's four seniors - **Aldonis Foote, Xavier Habersham, Reggie Upshaw and JaCorey Williams** - enjoyed a memorable Senior Day against FAU, notching a combined 36 points as MT defeate the Owls 93-59
◆ The festivities were especially emotional for Upshaw, the lone four-year senior and perhaps one of the best ever at Middle Tennessee, who recieved a surprise visit from his brother and Air Force Academy cadet Gage Upshaw

WINNING RECORDS >

◆ Middle Tennessee set a Conference USA record with its win against Florida Atlantic, notching its league record 17th win in conference play
◆ The victory also gave the Raiders their 27th total win, tied for the most regular season wins ever at MT and just one shy of the all-time school record of 28 wins set in 2012-13

SIMPSON SELECTED TO C-USA ALL-ACADEMIC TEAM >

◆ Junior G Ed Simpson was selected to the 2017 InTouch Credit Union C-USA All-Academic Team, the first All-Academic selction of his career
◆ The Ocean Springs, Miss., native carries a 3.68 GPA in Mechatronics Engineering at Middle Tennessee

MT AVOIDS EARLY SCARE, DOWNS FIU 70-67 >

◆ The Blue Raiders fought back from a 20-1 deficit on their home floor to defeat FIU 70-67 in their largest comeback of the season
◆ Senior F **JaCorey Williams** led the charge with a team-high 23 points, 14 of which came during the second half

SIX OUT OF EIGHT >

◆ Middle Tennessee has now won six conference titles in the last eight seasons, all under the direction of head coach **Kermit Davis**
◆ The Blue Raiders shared the Sun Belt regular season title in 2010 before winning it outright in 2012 and 2013
◆ MT shared the C-USA regular season title its first year in the league in 2014 and then won the tournament championship in 2016 before this season's outright regular season title

WILLIAMS SINKS WINNER IN HOMETOWN >

◆ Birmingham native **JaCorey Williams** sank the game winner with 4.4 seconds left to lift MT past UAB, 66-64
◆ Fellow senior **Reggie Upshaw** had a team-high 19 points and game-high six boards in the outing as MT locked up the C-USA regular season title

RAIDERS START STRONG, FEND OFF MARSHALL, 97-86 >

◆ Senior F JaCorey Williams led MT past Marshall with his 10th 20-point outing of the season, logging 25 points and eight rebounds against the Herd
◆ Marshall led for just the first 26 seconds of the contest before MT took control, opening up a 47-26 lead at the half

MT TOPPLES WKU IN BOWLING GREEN >

◆ Double-doubles from seniors **Reggie Upshaw** and **JaCorey Williams** led MT to a 78-52 win at WKU
◆ The Blue Raiders dominted WKU down low, winning 37-24 on the glass and 36-10 in the paint
◆ The Blue Raiders matched the school record of fewest turnovers in a game with four, a record that was set earlier this season against Toledo in Nashville

MT ROLLS PAST CHARLOTTE DESPITE SLOW START >

◆ After the 49ers jumped out to an eight-point lead less than five minutes in, MT went on a 16-6 run to take a lead and wouldn't allow Charlotte to regain the lead for the remaining 26:37
◆ Senior F **JaCorey Williams** logged his 10th double-double of the season, making him the first Raider to do so since 1997-98 and just the 14th to do so all time
◆ **Williams, Reggie Upshaw** and **Giddy Potts** each logged double digits in the contest, marking the 15th time this season the trio has done so in the same game

RAIDERS WIN OUT IN DEFENSIVE BATTLE >

◆ The Top 2 defensive teams in Conference USA met in Murfreesboro in a rematch of the 2016 C-USA Championship Game, with MT winning a grind it out game 64-51
◆ The Blue Raiders are now 8-0 all-time against Old Dominion following the win and have ended ODU's NCAA hopes in the C-USA Tournament each of the last three seasons

DOUBLE DEUCE DOUBLE-DOUBLES >

◆ After going 20 seasons without a Blue Raider recording three consecutive double-doubles, **JaCorey Williams** has now done so twice in his senior campaign
◆ The lefty from Birmingham now has nine double-doubles this season, tied for the 14th-most in a single season in MT history with seven regular season games remaining

RAIDER STREAK SKIDS TO A HALT AT UTEP >

◆ Middle Tennessee's 10-game run came to an end at the hands of the UTEP Miners, falling 57-54 in El Paso
◆ **JaCorey Williams** scored 24 points and collected ten rebounds in the contest, his third consecutive outing with a double-double

MT GRINDS TO MILESTONE WIN IN SAN ANTONIO >

◆ A pair of milestones were reached Thursday in San Antonio as the Blue Raiders downed the Roadrunners 69-59 behind a quarter of double-digit scorers
◆ Junior guard **Giddy Potts** entered the 1,000-point club in the win on a triple in the first half, becoming the 33rd member of the elite group and joining teammate Reggie Upshaw
◆ The win also made MT 10-0 in Conference USA, surpassing the 2011-12 and 1974-75 Raiders for the best start in league play in school history

JANUARY PERFECTION >

◆ Middle Tennessee went 9-0 in the month of January, tying the nine wins in January 1998 as the second-most January wins in program history
◆ The Blue Raiders went a perfect 10-0 in January 1986 under head coach Bruce Stewart to set the all-time record for January wins
◆ January has long been good to Head Coach **Kermit Davis**, standing as his most successful month at Middle Tennessee by winning percentage (.674) and total wins (89) as he is now 89-43 in 15 Januarys at MT

RAIDERS BATTLE BACK TO DOWN LA TECH, 71-61 >

◆ Down 11 on their home floor in the first half, the Blue Raiders battled back with the help of a passionate crowd of 7,805 fans to beat LA Tech and stay unbeaten in C-USA
◆ **JaCorey Williams** led the way with 19 points and 11 rebounds while a block by **Giddy Potts** and an alley-oop slam from **Tyrik Dixon** to **Reggie Upshaw** helped seal the win
◆ Middle Tennessee moved to 9-0 in conference play for just the second time in school history, also doing so under Head Coach **Kermit Davis** in the Sun Belt in 2011-12

RANKINGS WATCH

AP POLL >

1. Villanova (2)	1,619
2. Gonzaga (1)	1,520
3. Kansas (59)	1,479
4. Arizona	1,427
5. Kentucky	1,276
6. North Carolina	1,256
7. Duke	1,251
8. UCLA (3)	1,208
9. Oregon	1,196
10. Louisville	983
11. SMU	953
12. Baylor	861
13. West Virginia	844
14. Notre Dame	684
15. Purdue	654
16. Florida State	570
17. Iowa State	562
18. Cincinnati	522
19. Wichita State	438
20. Florida	390
21. Butler	361
22. Saint Mary's	305
23. Michigan	254
24. Virginia	240
25. Wisconsin	153
RV Middle Tennessee	37

COACHES POLL >

1. Villanova (27)	747
2. Gonzaga (1)	691
3. Kansas (2)	687
4. Arizona	655
5. Kentucky	586
6. UCLA	575
7. Duke	567
8. North Carolina	564
9. Oregon	538
10. Louisville	459
11. Baylor	400
12. West Virginia	390
13. SMU	362
14. Notre Dame	356
15. Purdue	297
16. Cincinnati	282
17. Florida	245
18. Florida State	219
19. Wichita State	198
20. Iowa State	185
21. Saint Mary's	166
22. Wisconsin	159
23. Virginia	116
24. Butler	104
25. Middle Tennessee	59

*through 4/3/17

RPI WATCH

NCAA RPI >

35. Middle Tennessee	34. Middle Tennessee
108. Marshall	42. Vanderbilt
116. LA Tech	57. ETSU
135. Old Dominion	58. Belmont
173. Rice	80. Tennessee
199. UAB	119. Memphis
223. UTEP	137. Chattanooga
225. WKU	160. UT Martin
244. Charlotte	165. Tennessee State
258. UTSA	190. Lipscomb
281. Florida Atlantic	261. Austin Peay
331. Southern Miss	274. Tennessee Tech
337. FIU	
338. North Texas	

*through 4/3/17

DIXON'S CAREER NIGHT PUSHES MT PAST USM >

- ◆ Freshman point guard **Tyrik Dixon** erupted for a career-high 21 points on 9-of-12 shooting and 3-of-6 from three as his mid-range game was unstoppable against the Eagles
- ◆ **Giddy Potts** pitched in 19 points and eight rebounds as Southern Miss packed the paint in a concerted effort to shut down **Reggie Upshaw** and **JaCorey Williams**, giving MT's guards open space throughout the game

RAIDERS FLY PAST OWLS IN BOCA RATON >

- ◆ MT poured in 86 points on 56.3 percent shooting at FAU while holding the Owls to 35.5 percent shooting
- ◆ The Blue Raiders had 13 steals and forced 16 turnovers to hold a 26-9 advantage in points off turnovers
- ◆ A 28-point effort from the bench also helped put MT over the top in the 29-point win as **Aldonis Foote** had 10 points and **Karl Gamble** added nine points, six boards and two blocks off the bench

MIDDLE CONTINUES ROAD EXCELLENCE AT FIU >

- ◆ The Blue Raiders moved to 9-1 away from the Murphy Center, including a 3-0 mark in league play, with a 65-52 win at FIU Thursday
- ◆ **JaCorey Williams** led the effort with 21 points and eight rebounds while **Giddy Potts** (11) and **Reggie Upshaw** (10) joined him in double digits

OFFENSE COMES ALIVE AS MT TOPS WKU >

- ◆ The Blue Raiders shot a staggering 62.4 percent from the field and 47.4 percent from three while outrebounding WKU 34-18 and dishing out a season-high 25 assists on 36 made baskets
- ◆ Senior F **JaCorey Williams** had 27 points, his second-highest total of the season and fifth 20-point game
- ◆ Senior F **Reggie Upshaw** logged his 17th career double-double in the game with 19 points and 10 boards while **Tyrik Dixon** notched a career-high 17 points on a 5-of-5 effort from deep

RAIDER DEFENSE STIFLES HIGH-SCORING HERD >

- ◆ Middle Tennessee held a Marshall offense that entered the game as the sixth-ranked scoring offense (89.9) in the nation to just 57 points, their lowest output since 2014-15
- ◆ The Blue Raiders outrebounded The Herd 58-25 and won points in the paint 40-22
- ◆ **JaCorey Williams** notched his sixth double-double with 16 points and 11 rebounds while **Giddy Potts** added 14 and eight
- ◆ **Brandon Walters** added 11 points and six assists while **Tyrik Dixon** had 10 points, seven rebounds and five assists

BIG THREE SHINE AGAIN IN DENTON >

- ◆ Conference USA's top scoring trio combined for 48 of MT's 79 points at North Texas while the Raiders also had a solid boost off the bench with 21 points from reserves
- ◆ **Giddy Potts** finished with 18 points, **JaCorey Williams** had his fifth double-double with 16 points and 10 rebounds and **Reggie Upshaw** totaled 14 points
- ◆ **Ed Simpson** had nine points on three second half triples while **Brandon Walters** had eight points in six first half minutes to account for 17 of MT's 21 bench points

RAIDERS OUTLAST OWLS IN HOUSTON >

- ◆ A trio of double digit scorers - **Reggie Upshaw** (20), **JaCorey Williams** (19) and **Giddy Potts** (17) - fueled Middle to an 80-77 road win against Rice
- ◆ MT moved to 2-0 in C-USA play for the first time in their four years in the league with the win

UPSHAW BURNS BLAZERS ON NEW YEAR'S DAY >

- ◆ Senior F **Reggie Upshaw** poured in a career-high 34 points to down UAB 60-49 in the C-USA opener, earning Conference USA, College Sports Madness and TSWA Player of the Week honors
- ◆ The Chattanooga native also led a defensive effort in which UAB was held under 50 points for the first time since Nov. 2014 when they faced No. 16 ranked Florida
- ◆ Upshaw's 34 points and nine rebounds gave him 1,263 points and 758 rebounds for his career, making him the fourth player in MT history and just the 13th in C-USA history to reach both the 1,250 point and 750 rebound marks

DAVIS NAMED DNJ SPORTSPERSON OF THE YEAR >

- ◆ Head Coach **Kermit Davis** was named the 2016 Daily News Journal Sportsperson of the Year on New Year's Eve for his efforts on the court and in the Murfreesboro community
- ◆ The award was last given to a member of the Middle Tennessee athletic department in 2013, when defensive end and former Marine Steven Rhodes was awarded the honor

PANTHERS HAULT STRONG START >

- ◆ Middle Tennessee's impressive start came to a screeching halt with a home loss to Georgia State on Dec. 21
- ◆ The Panthers held MT to 35.3 percent from the field, by far their worst shooting performance of the season
- ◆ Senior F **JaCorey Williams** was held to just nine points in the contest, the first single-digit scoring performance of his Blue Raider career

TWO-TWO'S DOUBLE-DOUBLES >

- ◆ Senior **JaCorey Williams** recorded double-doubles in three consecutive games against Vanderbilt (13 points, 10 rebounds), at Belmont (18 points, 11 rebounds) and at VCU (17 points, 14 rebounds)
- ◆ The streak of double-doubles is the first by a Blue Raider in over 20 seasons, as the last to do so was Aylton Tesch in Jan. 1996
- ◆ Tesch recorded three consecutive double-doubles against Wisconsin-Parkside (10 points, 10 rebounds), against Austin Peay (20 points, 16 rebounds) and at Tennessee Tech (20 points, 12 rebounds)
- ◆ Williams averaged 16 points and 11.7 rebounds during the three-game stretch

RAMS SLIP PAST RAIDERS IN RICHMOND >

- ◆ Middle Tennessee suffered just its second loss of the season, 80-77, in a tightly contested battle at VCU
- ◆ The Raiders shot 49 percent from the field and 57 percent from three with **Giddy Potts** going 5-of-7 from downtown, but could not overcome their 12 turnovers with VCU shooting 52.6 percent from the field
- ◆ A 17-point, 14-rebound outing from **JaCorey Williams** gave him his third consecutive double-double and propelled him to his second C-USA Player of the Week honor

ROAD RAIDERS WIN AGAIN >

- ◆ Middle Tennessee notched its sixth win away from the Murphy Center with a 79-66 win at Belmont
- ◆ The Blue Raiders opened up on a 13-0 run and closed the game on a 10-0 run to finish off the Bruins
- ◆ Four Raiders finished in double figures while **JaCorey Williams'** second consecutive double-double made him the first Blue Raider to do so since Shawn Jones against ECU (1/30/14) and ODU (2/1/14)

AWARD WATCH

CONFERENCE USA TOURNAMENT MVP >

Giddy Potts

CONFERENCE USA ALL-TOURNAMENT TEAM >

Giddy Potts
Reggie Upshaw
JaCorey Williams

CONFERENCE USA COACH OF THE YEAR >

Kermit Davis

CONFERENCE USA PLAYER OF THE YEAR >

JaCorey Williams

CONFERENCE USA NEWCOMER OF THE YEAR >

JaCorey Williams

ALL-CONFERENCE USA FIRST TEAM >

JaCorey Williams

ALL-CONFERENCE USA SECOND TEAM >

Reggie Upshaw

ALL-CONFERENCE USA THIRD TEAM >

Giddy Potts

ALL-CONFERENCE USA DEFENSIVE TEAM >

Reggie Upshaw

ALL-CONFERENCE USA FRESHMAN TEAM >

Tyrik Dixon

INTOUCH CREDIT UNION C-USA ALL-ACADEMIC TEAM >

Ed Simpson

COLLEGE SPORTS MADNESS ALL-HIGH MAJOR SECOND TEAM >

JaCorey Williams

TSWA COACH OF THE YEAR >

Kermit Davis

TSWA PLAYER OF THE YEAR >

JaCorey Williams

CONFERENCE USA PLAYER OF THE WEEK >

JaCorey Williams (Nov. 28)
JaCorey Williams (Dec. 19)
Reggie Upshaw (Jan. 2)

COLLEGE SPORTS MADNESS C-USA PLAYER OF THE WEEK >

JaCorey Williams (Nov. 28)
Reggie Upshaw (Jan. 2)
JaCorey Williams (Feb. 20)

TSWA PLAYER OF THE WEEK >

Reggie Upshaw (Jan. 2)
Giddy Potts (Mar. 6)

CHALLENGE IN MUSIC CITY TOURNAMENT MVP >

JaCorey Williams

CHALLENGE IN MUSIC CITY ALL-TOURNAMENT TEAM >

Giddy Potts
JaCorey Williams

LUTE OLSON AWARD PRESEASON WATCH LIST >

Reggie Upshaw

PRESEASON ALL-CONFERENCE USA TEAM >

Giddy Potts
Reggie Upshaw

EARLY VOTING FAVORS RAIDERS >

- ◆ After defeating Vandy, Middle Tennessee collected seven points in the week six AP poll, boasting a pair of 23rd-place votes and a 25th-place vote
- ◆ MT last received votes in the AP poll on March 4, 2013, concluding a streak of three straight weeks receiving votes at the end of the regular season
- ◆ The Blue Raiders also received three votes in the USA Today Coaches Poll, the first time they have been represented in the poll since Feb. 24, 2014

DEFENSE ANCHORED DOWN >

- ◆ The Blue Raiders held Vanderbilt to a season-low point total in a 71-48 blowout on Dec. 8
- ◆ With the win, Coach Davis joined Frank Faulkinberry as the only two MT coaches to defeat Vanderbilt twice
- ◆ Middle has now won three straight and seven of its last 12 games against SEC opponents

HOT START >

- ◆ The Blue Raiders matched their best start since 2011-12 at 8-1 after winning at South Alabama, 67-55
- ◆ Middle Tennessee's best start in school history occurred in 1980-81 under head coach Stan Simpson, when the Blue Raiders lost their season opener before reeling off 12 in a row to start 12-1
- ◆ MT had a pair of 11-1 starts in the 1920s, going 11-1 on the year in 1922-23 and opening 11-1 in 1929-30

SIMPSON NOMINATED FOR GOOD WORKS TEAM >

- ◆ Junior G **Ed Simpson** represented the Blue Raiders as one of 111 NCAA D-I men's basketball players nominated
- ◆ Simpson was one of five nominees from Conference USA
- ◆ The five D-I men's basketball honorees will be announced in February

REMEMBER NOVEMBER >

- ◆ With seven wins in the opening month of college basketball, the Blue Raiders set a new program record for wins in the month of November
- ◆ The previous record of six came in the 2011-12 season when MT logged wins against Austin Peay (twice), Loyola Marymount, UCLA, UNC Greensboro and Cumberland

WIRE-TO-WIRE WIN IN OXFORD >

- ◆ The Blue Raiders earned a 77-62 win on the road against SEC foe Ole Miss, leading the Rebels from start to finish on their home floor
- ◆ **Reggie Upshaw** notched his 16th career double-double in the contest, totaling 15 points, 10 rebounds and a career-high eight assists
- ◆ **Giddy Potts** added 20 and **JaCorey Williams** had 10 in the contest in which Middle jumped out to a 48-19 lead at halftime
- ◆ The win gave MT its second consecutive victory against SEC opponents as they defeated Auburn 88-81 last season at Bridgestone Arena

SWEEP IN MUSIC CITY >

- ◆ The Blue Raiders won the Challenge in Music City championship with a weeked sweep on Thanksgiving weekend
- ◆ MT opened the weekend with a 68-63 win against UNCW behind a 22 point, eight assist and seven rebound performance from all-tournament selection **Giddy Potts**
- ◆ MT downed Toledo 73-70 in overtime in game two as **JaCorey Williams** logged a career-high 31 points
- ◆ Williams had yet another career night with 25 points and a career-high 10 rebounds as the Raiders beat Evansville 66-55
- ◆ The Birmingham native and senior forward was named tournament MVP after averaging 24.0 points and 7.3 rebounds in the three-game tournament

MUSIC CITY BOUND >

- ◆ The Blue Raiders will join UNC Wilmington, Toledo and Evansville in Nashville for Thanksgiving weekend as they compete in the Challenge in Music City
- ◆ This season's Challenge is the third annual occurrence with previous champions being Mercer (2015) and Valparaiso (2014)

RAIDERS REBOUND >

- ◆ MT got back on track against Toledo with an 80-70 win in which they never allowed the Rockets to take a lead and were up by as much as 23
- ◆ The Raiders outrebounded Toledo 40-32 and shot 51.5 percent from the field in the contest
- ◆ Middle also doubled up the Rockets in points off turnovers, 22-11, and outscored the Rockets 44-28 in the paint

MIDSTATE SETBACK >

- ◆ Tennessee State got the best of Middle Tennessee with a 74-63 win in the Murphy Center
- ◆ The Tiger win marked the first loss of Head Coach **Kermit Davis'** career against the midstate foe and snapped a 10-game Blue Raider winning streak in the series

RIVALRY RENEWED >

- ◆ The Blue Raiders got payback on old OVC rival Murray State with an 87-81 win after falling 76-65 in Murray a season ago
- ◆ With 139 total meetings between the team, Murray stands as the second-most faced opponent in Blue Raider history, behind only Tennessee Tech (142)

SEASON OPENER >

- ◆ Middle Tennessee opened the season with the first NCAA Division I game of 2016-17, downing Milligan 102-64
- ◆ The contest was the first time MT topped the 100-point plateau since a 102-52 win against Tennessee Temple on Dec. 17, 2013
- ◆ The Blue Raiders are now 8-1 in their last nine season openers and have won seven straight season openers played in the Murphy Center
- ◆ **Kermit Davis** is 11-4 in season openers at Middle Tennessee after the win against Milligan

RETURNING TALENT >

- ◆ Despite losing three starters from last season, Middle Tennessee returns plenty of experience with upperclassmen **Reggie Upshaw**, **Giddy Potts** and **Ed Simpson** combining for 150 career starts entering the season
- ◆ With seven of 12 lettermen returning, the Blue Raiders retain 56.4 percent of their points and 58.7 percent of their rebounds
- ◆ MT also returns 58.7 percent of its rebounds with two of its top three rebounders back on the 2016-17 squad in **Reggie Upshaw** (8.5) and **Giddy Potts** (5.4)
- ◆ The seven returners shot a combined 39.7 percent from 3-point range in 2015-16, higher than the 39.0 percent shot by the entire team a season ago which was good for the 16th best mark in the nation

MR. VERSATILITY >

- ◆ Primarily playing the power forward position in 2015-16, **Reggie Upshaw** led the Blue Raiders in rebounding (8.5), assists (76) and steals (51) while ranking second in scoring (13.7)
- ◆ Upshaw's numbers for points, rebounds, blocks and assists were matched by only one other Division I player in the nation in LSU's Ben Simmons, who went on to be the No. 1 overall pick in the NBA Draft
- ◆ The Chattanooga native is one of only two returning players in Conference USA to have averaged over 13.5 points and eight rebounds a game last season along with Jeremy Combs of North Texas
- ◆ Upshaw is also one of only three returning players in Conference USA in the Top 7 last season in both offensive and defensive rebounds alongside ODU's Brandon Stith and North Texas' Jeremy Combs

GIDDY FOR THREE >

- ◆ Junior guard **Giddy Potts** won the statistical national championship for 3-point percentage in 2015-16, shooting an astonishing 50.6 percent from beyond the arc on the season
- ◆ Potts' 50.6 percent clip from long range registered as a single-season record not only at Middle Tennessee, but also for Conference USA
- ◆ The Athens, Ala., native was just the second D-I men's basketball player in the last 12 seasons to convert 50.6 percent or more of his 3-point attempts in a single season

ACADEMIC SUCCESS

- ◆ In May, the Middle Tennessee men's basketball program graduated all four of its seniors to extend its streak to 52 straight student-athletes who have graduated on time upon exhausting their eligibility
- ◆ In 2015-16, Middle Tennessee was one of only seven teams in college basketball to win an NCAA Tournament game and post a 100% Graduation Rate, joining Duke, Villanova, Notre Dame, Iowa, Butler and Kansas
- ◆ The Blue Raiders were one of just 12 teams to make the field of 68 this season while also boasting a 100% Graduation Rate, joining Villanova, Kansas, Duke, Notre Dame, Princeton, Butler, Creighton, Bucknell, Dayton, Vermont and Winthrop
- ◆ Only five others from the above list went on to win a game in the 2017 NCAA Tournament - Duke, Villanova, Kansas, Notre Dame and Butler
- ◆ The last public Academic Progress Rate was for 2015-16 and the Blue Raiders enjoyed a four-year score of 980 while posting a 1,000 for the 2015-16 academic year

PRESEASON PRAISE >

- ◆ The Blue Raiders have racked up several preseason accolades ahead of the 2016-17 season, in which MT was picked to finish second in the league
- ◆ 2016 Conference USA Tournament MVP **Reggie Upshaw** was named to the Preseason Watch List for the Lute Olson Award, an honor given to the nation's top player who has played at least two seasons of Division I basketball
- ◆ Upshaw and junior **Giddy Potts** were both selected to the Preseason All-Conference USA team by the league office as well as College Sports Madness and the USA Today College Basketball Preview
- ◆ American Sports Network analyst Mark Adams listed three Blue Raiders in his top 100 players from ASN's partner conferences with Giddy Potts coming in at No. 5, Reggie Upshaw at No. 27 and JaCorey Williams at No. 95
- ◆ ASN's Adams also named Potts to his ASN All-American team made up of players from ASN's partner conferences
- ◆ Jon Rothstein listed senior forward **JaCorey Williams** as one of his Top 20 under-the-radar transfers for 2016-17

DAVIS INKS FIVE FOR 2017-18 >

- ◆ Middle Tennessee took great advantage of the early signing period, signing three prep standouts and a pair of junior college transfers to NLLs to join the Blue Raider men's basketball program
- ◆ Murfreesboro native **Donovan Sims** was the first to sign his NLI as the 6-foot-1 point guard will join the Blue Raiders from Blackman High School
- ◆ Middle also signed 6-foot-5 guard **Therren Shelton-Szmidt** from Chattanooga's Hamilton Heights Academy and 6-foot-8 forward **TJ Massenburg** from Shiloh High School in Snellville, Ga.
- ◆ From the junior college ranks, 6-foot-3 guard and Panhandle Conference Freshman of the Year **David Simmons** will come to MT from Tallahassee Community College and is joined by 6-foot-7 forward **James Hawthorne** from Southwest Mississippi Community College

HEAD COACH >> KERMIT DAVIS

15th Season // Mississippi State, 1982

DAVIS YEAR-BY-YEAR

SOUTHWEST MISSISSIPPI CC >

Season	Overall	Conference	Postseason
1984-85	17-9		
1985-86	22-11		
Total	39-20		

IDAHO >

Season	Overall	Big Sky	Postseason
1988-89	25-6	13-3	NCAA First Round
1989-90	25-6	13-3	NCAA First Round
Total	50-12	26-6	

TEXAS A&M >

Season	Overall	Southwest	Postseason
1990-91	8-21	2-14	
Total	8-21	2-14	

CHIPOLA JC >

Season	Overall	Panhandle Conference	Postseason
1993-94	27-5	13-2	State Semifinals
Total	27-5	13-2	

IDAHO >

Season	Overall	Big West	Postseason
1996-97	13-17	5-11	
Total	13-17	5-11	


MIDDLE TENNESSEE >

Season	Overall	Sun Belt/Conference USA	Postseason
2002-03	16-14	9-5	
2003-04	17-12	8-6	
2004-05	19-12	7-7	
2005-06	16-12	8-6	
2006-07	15-17	8-10	
2007-08	17-15	11-7	
2008-09	18-14	10-8	
2009-10	19-14	13-5	CIT First Round
2010-11	16-16	10-6	
2011-12	27-7	14-2	NIT Quarterfinals
2012-13	28-6	19-1	NCAA First Four
2013-14	24-9	13-3	
2014-15	19-17	9-9	CIT First Round
2015-16	25-10	13-5	NCAA Second Round
2016-17	31-5	17-1	
MT Total	307-180	117-63 (SBC) / 52-18 (C-USA)	
D-I Total	378-230		
Career Total	444-255		

DAVIS BY THE NUMBERS

- 23** All-Conference Players
- 10** Consecutive Non-Losing Seasons
- 7** Conference Championships
- 4** Coach of the Year Awards
- 4** Player of the Year Awards
- 3** NCAA Tournament Appearances

154 WINS FROM 2011-12 TO 2016-17



DAVIS NOTABLES

ACCOMPLISHMENTS >

- ◆ 2003 Sun Belt Coach of the Year
- ◆ 2008 CollegenInsider.com Sun Belt Coach of the Year
- ◆ 2010 CollegenInsider.com Sun Belt Coach of the Year
- ◆ 2012 Sun Belt Coach of the Year
- ◆ 2013 Sun Belt Coach of the Year
- ◆ 2016 Daily News Journal Sportsperson of the Year
- ◆ 2017 Conference USA Coach of the Year

COACHING STOPS >

- ◆ 1983-84 Mississippi State
- ◆ 1985-86 Southwest Mississippi CC
- ◆ 1987-90 Idaho
- ◆ 1991 Texas A&M
- ◆ 1992-94 Chipola JC
- ◆ 1995-96 Utah State
- ◆ 1997 Idaho
- ◆ 1998-02 LSU
- ◆ 2003-present Middle Tennessee

NOTEWORTHY >

- ◆ Youngest JUCO coach in the country at Southwest JC at 24
- ◆ Youngest D-I head coach in the nation at Idaho at 28
- ◆ Tabbed coach of the year five times in 17 yrs. as a D-I head coach
- ◆ Second-fastest MT coach to reach 100 wins (182 games)
- ◆ Only MT coach to reach 200 wins

2016-17 >> OVERALL STATS



Middle Tennessee Men's Basketball Middle Tennessee Combined Team Statistics (as of May 25, 2017) All games



Overall record: 31-5 Conf: 17-1 Home: 13-2 Away: 11-2 Neutral: 7-1

#	Player	gp-gs	min	Total			3-Point		F-Throw		Rebounds					pts	avg					
				fg-fga	fg%	3fg-fga	3fg%	ft-fa	ft%	off	def	tot	avg	pf	dq			a	to	blk	stl	
22	WILLIAMS, JaCorey	36-36	1069	29.7	258-484	.533	2-15	.133	103-148	.696	63	201	264	7.3	72	0	56	60	17	32	621	17.3
20	POTTS, Giddy	36-35	1098	30.5	196-407	.482	76-198	.384	84-104	.808	33	159	192	5.3	87	1	72	47	8	47	552	15.3
30	UPSHAW, Reggie	36-36	1151	32.0	199-379	.525	33-104	.317	92-127	.724	79	166	245	6.8	81	2	85	55	31	40	523	14.5
00	DIXON, Tyrik	36-34	905	25.1	73-177	.412	25-63	.397	32-49	.653	11	94	105	2.9	71	1	119	46	4	45	203	5.6
04	HABERSHAM, Xavier	36-12	701	19.5	65-129	.504	39-86	.453	15-21	.714	21	42	63	1.8	65	0	61	32	3	13	184	5.1
01	WALTERS, Brandon	34-0	374	11.0	70-116	.603	0-1	.000	25-33	.758	58	55	113	3.3	84	1	6	34	19	11	165	4.9
02	JOHNSON, Antwain	36-0	474	13.2	53-136	.390	16-48	.333	51-74	.689	8	33	41	1.1	65	0	38	30	2	16	173	4.8
11	SIMPSON, Edward	36-24	865	24.0	42-111	.378	31-84	.369	10-22	.455	4	71	75	2.1	58	0	78	22	2	23	125	3.5
45	FOOTE, Aldonis	31-2	256	8.3	28-69	.406	1-5	.200	12-22	.545	18	23	41	1.3	42	0	19	15	1	7	69	2.2
25	GAMBLE, Karl	30-1	156	5.2	18-40	.450	1-4	.250	10-21	.476	11	25	36	1.2	21	0	6	3	11	6	47	1.6
24	COPELAND, Quavius	30-0	154	5.1	12-26	.462	4-11	.364	5-8	.625	1	8	9	0.3	8	0	13	12	1	2	33	1.1
31	STRACHAN, Stephen	6-0	8	1.3	0-0	.000	0-0	.000	2-2	1.000	0	1	1	0.2	1	0	0	0	0	0	2	0.3
14	MILLER, Chase	11-0	14	1.3	0-3	.000	0-3	.000	0-0	.000	0	2	2	0.2	0	0	0	0	1	0	0	0.0
Team											48	38	86		2		18					
Total.....		36	7225		1014-2077	.488	228-622	.367	441-631	.699	355	918	1273	35.4	657	5	553	374	100	242	2697	74.9
Opponents.....		36	7225		791-1881	.421	219-677	.323	498-700	.711	288	799	1087	30.2	605	-	400	476	85	171	2299	63.9

TEAM STATISTICS	MT	OPP
SCORING	2697	2299
Points per game	74.9	63.9
Scoring margin	+11.1	-
FIELD GOALS-ATT	1014-2077	791-1881
Field goal pct	.488	.421
3 POINT FG-ATT	228-622	219-677
3-point FG pct	.367	.323
3-pt FG made per game	6.3	6.1
FREE THROWS-ATT	441-631	498-700
Free throw pct	.699	.711
F-Throws made per game	12.3	13.8
REBOUNDS	1273	1087
Rebounds per game	35.4	30.2
Rebounding margin	+5.2	-
ASSISTS	553	400
Assists per game	15.4	11.1
TURNOVERS	374	476
Turnovers per game	10.4	13.2
Turnover margin	+2.8	-
Assist/turnover ratio	1.5	0.8
STEALS	242	171
Steals per game	6.7	4.8
BLOCKS	100	85
Blocks per game	2.8	2.4
ATTENDANCE	88628	97161
Home games-Avg/Game	15-5909	13-3762
Neutral site-Avg/Game	-	8-6031

Score by Periods	1st	2nd	OT	Totals
Middle Tennessee	1270	1415	12	2697
Opponents	1008	1282	9	2299

Date	Opponent	Score	Att
11/11/16	MILLIGAN	w 102-64	6020
11/15/16	MURRAY STATE	w 87-81	4507
11/19/16	TENNESSEE STATE	L 63-74	4830
11/22/16	TOLEDO	w 80-70	3984
! 11/25/16	vs UNC-Wilmington	w 68-63	1200
! 11/26/16	vs TOLEDO	Wot 73-70	720
! 11/27/16	vs Evansville	w 66-55	500
11/30/16	at Ole Miss	w 77-62	6412
12/03/16	at South Alabama	w 67-55	2612
12/08/16	VANDERBILT	w 71-48	9606
12/14/16	at Belmont	w 79-66	2469
12/17/16	at VCU	L 77-80	7637
12/21/16	GEORGIA STATE	L 56-64	4502
* 1/1/17	UAB	w 60-49	4227
* 1/5/17	at Rice	w 80-77	1513
* 1/7/17	at North Texas	w 79-68	2263
* 1/12/17	MARSHALL	w 69-57	4598
* 1/14/17	WKU	w 91-76	6806
* 01/19/17	at FIU	w 65-52	1401
* 1/21/17	at FAU	w 86-57	1344
* 1/26/17	SOUTHERN MISS	w 72-56	5498
* 1/28/17	LA TECH	w 71-61	7805
* 02/02/17	at UTSA	w 69-59	1080
* 02/04/17	at UTEP	L 54-57	6803
* 2/9/17	OLD DOMINION	w 64-51	6209
* 2/11/17	CHARLOTTE	w 70-55	5720
* 02/16/17	at WKU	w 78-52	4385
* 2/18/17	at Marshall	w 97-86	7620
* 02/26/17	at UAB	w 66-64	3371
* 3/2/17	FIU	w 70-67	5510
* 3/4/17	FAU	w 93-59	8806
# 03/09/17	vs UTSA	w 86-70	3228
# 03/10/17	vs UTEP	w 82-56	3299
# 03/11/17	vs Marshall	w 83-72	3956
& 03/16/17	vs Minnesota	w 81-72	17303
& 03/18/17	vs Butler	L 65-74	18045

! - Challenge in Music City (Nashville, Tenn.)
* - Conference USA game
- Conference USA Championship (Birmingham, Ala.)
& - NCAA Tournament (Milwaukee, Wis.)

2016-17 >> C-USA STATS



Middle Tennessee Men's Basketball Middle Tennessee Combined Team Statistics (as of May 25, 2017) Conference games

RECORD:	OVERALL	HOME	AWAY	NEUTRAL
ALL GAMES	17-1	9-0	8-1	0-0
CONFERENCE	17-1	9-0	8-1	0-0
NON-CONFERENCE	0-0	0-0	0-0	0-0

#	Player	gp-gs	min	avg	Total		3-Point		F-Throw		Rebounds				pf	dq	a	to	blk	stl	pts	avg
					fg-fga	fg%	3fg-fga	3fg%	ft-fa	ft%	off	def	tot	avg								
22	WILLIAMS, JaCorey	18-18	554	30.8	126-243	.519	0-4	.000	58-78	.744	36	100	136	7.6	34	0	25	27	11	15	310	17.2
20	POTTS, Giddy	18-17	540	30.0	97-209	.464	38-104	.365	31-35	.886	22	75	97	5.4	41	1	28	25	4	15	263	14.6
30	UPSHAW, Reggie	18-18	564	31.3	98-191	.513	18-57	.316	43-57	.754	42	84	126	7.0	40	1	35	28	14	17	257	14.3
00	DIXON, Tyrik	18-17	528	29.3	54-103	.524	19-37	.514	19-27	.704	5	59	64	3.6	37	0	71	22	3	25	146	8.1
04	HABERSHAM, Xavier	18-12	396	22.0	38-81	.469	23-58	.397	6-8	.750	14	20	34	1.9	35	0	49	22	2	6	105	5.8
01	WALTERS, Brandon	17-0	214	12.6	41-65	.631	0-1	.000	12-14	.857	33	30	63	3.7	50	0	2	17	11	7	94	5.5
02	JOHNSON, Antwain	18-0	217	12.1	24-60	.400	7-16	.438	17-25	.680	4	16	20	1.1	31	0	16	19	0	11	72	4.0
45	FOOTE, Aldonis	14-2	88	6.3	11-26	.423	0-3	.000	6-10	.600	7	9	16	1.1	16	0	5	3	0	3	28	2.0
11	SIMPSON, Edward	18-6	367	20.4	11-41	.268	8-32	.250	1-2	.500	0	32	32	1.8	26	0	35	14	0	9	31	1.7
25	GAMBLE, Karl	17-0	73	4.3	9-17	.529	1-2	.500	2-3	.667	6	13	19	1.1	5	0	3	2	5	4	21	1.2
31	STRACHAN, Stephen	5-0	4	0.8	0-0	.000	0-0	.000	2-2	1.000	0	1	1	0.2	1	0	0	0	0	0	2	0.4
24	COPELAND, Quavius	15-0	48	3.2	2-5	.400	0-2	.000	1-1	1.000	1	2	3	0.2	0	0	4	5	0	1	5	0.3
14	MILLER, Chase	7-0	7	1.0	0-2	.000	0-2	.000	0-0	.000	0	0	0	0.0	0	0	0	0	0	0	0	0.0
Team											17	21	38		1		11					
Total.....		18	3600		511-1043	.490	114-318	.358	198-262	.756	187	462	649	36.1	317	2	273	195	50	113	1334	74.1
Opponents.....		18	3600		385-922	.418	90-283	.318	243-343	.708	133	381	514	28.6	271	-	182	227	36	91	1103	61.3

TEAM STATISTICS	MT	OPP	Date	Opponent	Score	Att.
SCORING	1334	1103	* 1/1/17	UAB	w 60-49	4227
Points per game	74.1	61.3	* 1/5/17	at Rice	w 80-77	1513
Scoring margin	+12.8	-	* 1/7/17	at North Texas	w 79-68	2263
FIELD GOALS-ATT	511-1043	385-922	* 1/12/17	MARSHALL	w 69-57	4598
Field goal pct	.490	.418	* 1/14/17	WKU	w 91-76	6806
3 POINT FG-ATT	114-318	90-283	* 01/19/17	at FIU	w 65-52	1401
3-point FG pct	.358	.318	* 1/21/17	at FAU	w 86-57	1344
3-pt FG made per game	6.3	5.0	* 1/26/17	SOUTHERN MISS	w 72-56	5498
FREE THROWS-ATT	198-262	243-343	* 1/28/17	LA TECH	w 71-61	7805
Free throw pct	.756	.708	* 02/02/17	at UTSA	w 69-59	1080
F-Throws made per game	11.0	13.5	* 02/04/17	at UTEP	L 54-57	6803
REBOUNDS	649	514	* 2/9/17	OLD DOMINION	w 64-51	6209
Rebounds per game	36.1	28.6	* 2/11/17	CHARLOTTE	w 70-55	5720
Rebounding margin	+7.5	-	* 02/16/17	at WKU	w 78-52	4385
ASSISTS	273	182	* 2/18/17	at Marshall	w 97-86	7620
Assists per game	15.2	10.1	* 02/26/17	at UAB	w 66-64	3371
TURNOVERS	195	227	* 3/2/17	FIU	w 70-67	5510
Turnovers per game	10.8	12.6	* 3/4/17	FAU	w 93-59	8806
Turnover margin	+1.8	-				
Assist/turnover ratio	1.4	0.8				
STEALS	113	91				
Steals per game	6.3	5.1				
BLOCKS	50	36				
Blocks per game	2.8	2.0				
ATTENDANCE	55179	29780				
Home games-Avg/Game	9-6131	9-3309				
Neutral site-Avg/Game	-	0-0				

! - Challenge in Music City (Nashville, Tenn.)
 * - Conference USA game
 # - Conference USA Championship (Birmingham, Ala.)
 & - NCAA Tournament (Milwaukee, Wis.)

Score by Periods	1st	2nd	Totals
Middle Tennessee	634	700	1334
Opponents	480	623	1103

2016-17 >> RESULTS

Date	Opponent	Score	W/L	Attend.	Points Leader	Rebounds Leader	Assists Leader
11/11	Milligan	102-64	W	6,020	Upshaw/Williams (21)	Upshaw (13)	Potts (7)
11/15	Murray State	87-81	W	4,507	Williams (22)	Potts (9)	Simpson/Upshaw (3)
11/19	Tennessee State	63-74	L	4,830	Williams (18)	Upshaw/Williams (6)	Upshaw (5)
11/22	Toledo	80-70	W	3,984	Williams (18)	Potts/Williams (6)	Dixon (4)
11/25	vs. UNC Wilmington	68-63	W	1,200	Potts (22)	Potts (7)	Potts (8)
11/26	vs. Toledo	73-70 (OT)	W	720	Williams (31)	Potts/Williams (7)	Upshaw (4)
11/27	vs. Evansville	66-55	W	500	Williams (25)	Williams (10)	Williams (4)
11/30	at Ole Miss	77-62	W	6,412	Potts (20)	Upshaw (10)	Upshaw (8)
12/3	at South Alabama	67-55	W	2,612	Williams (16)	Upshaw/Williams (7)	Upshaw (6)
12/8	Vanderbilt	71-48	W	9,606	Potts (27)	Williams (10)	Simpson (6)
12/14	at Belmont	79-66	W	2,469	Upshaw (21)	Williams (11)	Simpson (6)
12/17	at VCU	77-80	L	7,637	Potts (25)	Williams (14)	Dixon/Simpson (3)
12/21	Georgia State	56-64	L	4,502	Potts (19)	Potts (6)	Williams (4)
1/1	UAB	60-49	W	4,227	Upshaw (34)	Upshaw (9)	Habersham (3)
1/5	at Rice	80-77	W	1,513	Upshaw (20)	Upshaw (7)	Simpson/Williams (5)
1/7	at North Texas	79-68	W	2,263	Potts (20)	Williams (10)	Dixon (5)
1/12	Marshall	69-57	W	4,598	Williams (16)	Williams (11)	Dixon (5)
1/14	WKU	91-76	W	6,806	Williams (27)	Upshaw (10)	Dixon (8)
1/19	at FIU	65-52	W	1,401	Williams (21)	Williams (8)	Dixon/Simpson/Upshaw (3)
1/21	at Florida Atlantic	86-57	W	1,344	Potts (17)	Gamble (6)	Williams (4)
1/26	Southern Miss	72-56	W	5,498	Dixon (21)	Potts/Williams (8)	Habersham (4)
1/28	LA Tech	71-61	W	7,805	Williams (19)	Williams (11)	Dixon (4)
2/2	at UTSA	69-59	W	1,080	Potts (22)	Williams (11)	Dixon (7)
2/4	at UTEP	54-57	L	6,803	Williams (24)	Williams (10)	Dixon (5)
2/9	Old Dominion	64-51	W	6,209	Upshaw (18)	Dixon/Potts (6)	Habersham (4)
2/11	Charlotte	70-55	W	5,720	Williams (21)	Williams (10)	Dixon (3)
2/16	at WKU	78-52	W	4,385	Williams (20)	Upshaw (11)	Simpson (6)
2/18	at Marshall	97-86	W	7,620	Williams (25)	Williams (8)	Dixon/Potts/Upshaw (3)
2/26	at UAB	66-64	W	3,371	Upshaw (19)	Upshaw/Potts (6)	Dixon (5)
3/2	FIU	70-67	W	5,510	Williams (23)	Upshaw (8)	Dixon (4)
3/4	Florida Atlantic	93-59	W	8,806	Potts (30)	Upshaw (10)	Dixon/Potts (3)
3/9	No. 9 UTSA	86-70	W	3,228	Upshaw (21)	Williams (9)	Dixon (7)
3/10	No. 4 UTEP	82-56	W	3,299	Upshaw (18)	Upshaw (8)	Dixon (5)
3/11	No. 6 Marshall	83-72	W	3,956	Potts (30)	Potts/Upshaw (8)	Dixon/Simpson (4)
3/16	No. 5 Minnesota	81-72	W	17,303	Upshaw (19)	Upshaw (9)	Dixon/Potts (5)
3/18	No. 4 Butler	65-74	L	18,045	Williams (20)	Williams (9)	Johnson (6)

2016-17 >> STARTERS

Date	Opponent	Score	W/L	1	2	3	4	5
11/11	Milligan	102-64	W	Dixon	Simpson	Potts	Upshaw	Williams
11/15	Murray State	87-81	W	Dixon	Simpson	Potts	Upshaw	Williams
11/19	Tennessee State	63-74	L	Potts	Simpson	Upshaw	Williams	Gamble
11/22	Toledo	80-70	W	Dixon	Simpson	Potts	Upshaw	Williams
11/25	vs. UNC Wilmington	68-63	W	Dixon	Simpson	Potts	Upshaw	Williams
11/26	vs. Toledo	73-70 (OT)	W	Dixon	Simpson	Potts	Upshaw	Williams
11/27	vs. Evansville	66-55	W	Dixon	Simpson	Potts	Upshaw	Williams
11/30	at Ole Miss	77-62	W	Dixon	Simpson	Potts	Upshaw	Williams
12/3	at South Alabama	67-55	W	Dixon	Simpson	Potts	Upshaw	Williams
12/8	Vanderbilt	71-48	W	Dixon	Simpson	Potts	Upshaw	Williams
12/14	at Belmont	79-66	W	Dixon	Simpson	Potts	Upshaw	Williams
12/17	at VCU	77-80	L	Dixon	Simpson	Potts	Upshaw	Williams
12/21	Georgia State	56-64	L	Dixon	Simpson	Potts	Upshaw	Williams
1/1	UAB	60-49	W	Dixon	Potts	Habersham	Upshaw	Williams
1/5	at Rice	80-77	W	Dixon	Potts	Foote	Upshaw	Williams
1/7	at North Texas	79-68	W	Dixon	Potts	Habersham	Upshaw	Williams
1/12	Marshall	69-57	W	Dixon	Potts	Habersham	Upshaw	Williams
1/14	WKU	91-76	W	Dixon	Potts	Habersham	Upshaw	Williams
1/19	at FIU	65-52	W	Dixon	Potts	Habersham	Upshaw	Williams
1/21	at Florida Atlantic	86-57	W	Dixon	Potts	Habersham	Upshaw	Williams
1/26	Southern Miss	72-56	W	Dixon	Potts	Habersham	Upshaw	Williams
1/28	LA Tech	71-61	W	Dixon	Potts	Habersham	Upshaw	Williams
2/2	at UTSA	69-59	W	Dixon	Potts	Habersham	Upshaw	Williams
2/4	at UTEP	54-57	L	Dixon	Potts	Habersham	Upshaw	Williams
2/9	Old Dominion	64-51	W	Simpson	Potts	Habersham	Upshaw	Williams
2/11	Charlotte	70-55	W	Dixon	Potts	Simpson	Upshaw	Williams
2/16	at WKU	78-52	W	Dixon	Potts	Simpson	Upshaw	Williams
2/18	at Marshall	97-86	W	Dixon	Potts	Simpson	Upshaw	Williams
2/26	at UAB	66-64	W	Dixon	Potts	Simpson	Upshaw	Williams
3/2	FIU	70-67	W	Dixon	Potts	Simpson	Upshaw	Williams
3/4	Florida Atlantic	93-59	W	Dixon	Habersham	Upshaw	Foote	Williams
3/9	No. 9 UTSA	86-70	W	Dixon	Potts	Simpson	Upshaw	Williams
3/10	No. 4 UTEP	82-56	W	Dixon	Potts	Simpson	Upshaw	Williams
3/11	No. 6 Marshall	83-72	W	Dixon	Potts	Simpson	Upshaw	Williams
3/16	No. 5 Minnesota	81-72	W	Dixon	Potts	Simpson	Upshaw	Williams
3/18	No. 4 Butler	65-74	L	Dixon	Potts	Simpson	Upshaw	Williams

2016-17 >> POINTS-REBOUNDS-ASSISTS

Date	Opponent	Dixon	Walters	Johnson	Habersham	Simpson	Miller	Potts	Williams	Copeland	Gamble	Upshaw	Strachan	Thomas	Foote
11/11	Milligan	0-1-3	11-7-0	17-4-2	3-1-0	2-2-1	0-1-0	12-7-7	21-5-1	3-0-3	10-2-2	21-13-4	0-0-0	DNP	2-4-0
11/15	Murray State	0-1-1	2-3-0	2-0-0	12-2-1	8-3-3	DNP	16-9-1	22-2-1	2-1-1	4-4-1	15-8-3	DNP	DNP	4-2-0
11/19	Tennessee State	0-0-0	0-0-0	6-0-2	2-0-1	12-2-1	DNP	5-3-1	18-6-1	3-1-1	2-1-0	13-6-5	DNP	DNP	2-2-1
11/22	Toledo	11-2-4	2-3-0	4-2-2	3-3-0	7-5-0	0-0-0	9-6-1	18-6-3	6-2-1	2-1-0	16-5-2	DNP	DNP	2-2-0
11/25	vs. UNC Wilmington	5-3-1	1-3-0	0-1-0	8-4-1	0-2-3	DNP	22-7-8	16-5-0	2-0-1	2-1-0	12-4-1	DNP	DNP	DNP
11/26	vs. Toledo	0-0-0	5-1-0	0-1-0	5-0-2	2-2-2	DNP	23-7-2	31-7-1	0-1-0	0-1-0	7-5-4	DNP	DNP	0-0-0
11/27	vs. Evansville	5-0-2	0-0-0	3-0-1	0-0-0	8-4-1	DNP	8-3-2	25-10-4	0-1-1	3-3-0	14-4-3	DNP	DNP	0-0-0
11/30	at Ole Miss	5-1-0	DNP	2-0-1	8-3-1	7-1-5	DNP	20-2-4	10-4-2	DNP	2-2-0	15-10-8	DNP	DNP	8-3-1
12/3	at South Alabama	1-2-3	8-6-0	0-0-0	7-3-2	9-4-4	DNP	13-5-4	16-7-1	0-0-0	0-0-0	13-7-6	DNP	DNP	0-1-0
12/8	Vanderbilt	2-6-2	2-2-1	3-2-0	6-1-0	3-1-6	0-0-0	27-9-1	13-10-0	0-0-0	2-0-0	14-6-5	DNP	DNP	0-0-0
12/14	at Belmont	6-3-2	0-2-0	10-4-1	2-1-1	3-1-6	DNP	17-2-0	18-11-5	0-0-0	0-0-0	21-6-2	DNP	DNP	2-1-0
12/17	at VCU	12-1-3	2-4-0	0-0-1	2-1-0	0-0-3	DNP	25-7-1	17-14-2	DNP	DNP	15-6-1	DNP	DNP	4-3-1
12/21	Georgia State	0-2-3	0-1-1	9-1-0	0-0-0	9-3-0	DNP	19-6-0	9-5-4	3-0-0	0-1-0	5-4-0	DNP	DNP	2-3-1
1/1	UAB	2-2-1	2-5-0	1-0-1	5-4-3	0-1-2	DNP	6-3-1	10-7-1	DNP	0-0-0	34-9-1	DNP	DNP	DNP
1/5	at Rice	6-6-4	6-2-0	5-1-1	4-3-4	3-3-5	DNP	17-3-1	19-4-5	0-0-0	0-0-0	20-7-1	DNP	DNP	0-0-0
1/7	at North Texas	4-4-5	8-5-0	2-1-0	6-1-3	9-2-4	0-0-0	18-6-1	16-10-0	0-1-1	2-1-0	14-5-3	DNP	DNP	0-1-0
1/12	Marshall	10-7-5	11-6-0	0-3-1	7-7-4	2-3-0	0-0-0	14-8-2	16-11-3	0-0-0	4-3-0	5-7-4	0-0-0	DNP	0-0-0
1/14	WKU	17-3-8	6-8-0	9-0-3	7-1-5	4-0-4	DNP	2-3-0	27-6-2	DNP	0-0-0	19-10-3	DNP	DNP	DNP
1/19	at FIU	9-4-3	4-4-0	3-0-1	5-2-1	2-1-3	DNP	11-5-2	21-8-1	0-0-0	0-0-0	10-6-3	DNP	DNP	0-0-1
1/21	at Florida Atlantic	7-4-2	2-1-0	0-0-0	6-2-2	2-4-0	0-0-0	17-4-3	14-4-3	5-0-1	9-6-1	14-5-1	0-0-0	DNP	10-3-0
1/26	Southern Miss	21-1-3	DNP	5-3-3	9-0-4	0-1-1	0-0-0	19-8-3	4-8-2	0-0-0	0-0-0	12-7-1	DNP	DNP	2-0-0
1/28	LA Tech	5-4-4	6-4-0	6-0-0	1-1-3	3-1-3	DNP	17-7-0	19-11-0	0-1-0	0-0-0	14-9-0	DNP	DNP	0-0-0
2/2	at UTSA	9-4-7	0-1-0	10-4-1	0-2-4	0-0-0	DNP	22-4-1	17-11-0	0-0-1	0-0-1	11-7-1	DNP	DNP	0-1-0
2/4	at UTEP	5-2-5	10-3-0	3-1-0	3-1-0	0-2-1	DNP	9-8-1	24-10-4	0-0-0	0-1-0	0-1-2	DNP	DNP	0-2-1
2/9	Old Dominion	6-6-3	6-5-0	6-2-2	9-0-4	3-1-0	DNP	14-6-0	2-2-0	DNP	0-1-0	18-4-3	DNP	DNP	DNP
2/11	Charlotte	9-2-3	0-2-0	0-1-2	5-0-2	0-3-0	0-0-0	17-6-1	21-10-1	0-0-0	0-1-0	14-8-1	0-0-0	DNP	4-5-1
2/16	at WKU	3-0-3	2-1-0	3-0-0	12-1-4	0-3-6	0-0-0	9-3-2	20-10-1	0-0-1	2-0-0	19-11-3	2-1-0	DNP	6-2-2
2/18	at Marshall	10-1-3	10-4-0	9-0-0	10-3-2	0-2-0	DNP	19-5-3	25-8-1	0-0-0	2-4-0	12-6-3	DNP	DNP	DNP
2/26	at UAB	5-4-5	4-4-0	0-1-0	9-3-1	3-2-3	DNP	7-6-3	15-5-0	0-0-0	2-1-1	19-6-3	DNP	DNP	2-0-0
3/2	FIU	8-5-4	8-6-1	2-1-0	3-2-2	0-1-3	DNP	15-5-1	23-4-1	0-0-0	DNP	11-8-1	DNP	DNP	0-0-0
3/4	Florida Atlantic	10-5-3	9-2-1	8-2-1	4-1-1	0-2-0	0-0-0	30-7-3	17-7-0	0-1-0	0-1-0	11-10-1	0-0-0	DNP	4-2-0
3/9	No. 9 UTSA	0-2-7	6-2-0	6-1-2	10-1-2	11-3-0	DNP	14-3-0	14-9-1	2-0-1	DNP	21-6-2	DNP	DNP	2-1-5
3/10	No. 4 UTEP	3-7-5	3-2-2	11-0-0	9-3-0	7-3-2	0-1-0	14-7-2	13-6-1	2-0-0	0-1-0	18-8-0	DNP	DNP	2-0-4
3/11	No. 6 Marshall	1-4-4	8-3-0	4-1-0	2-3-1	0-3-4	DNP	30-8-2	17-6-0	DNP	DNP	15-8-2	DNP	DNP	6-3-1
3/16	No. 5 Minnesota	6-3-5	10-6-0	5-2-4	0-3-0	6-3-2	DNP	15-2-5	13-6-2	2-0-0	DNP	19-9-1	DNP	DNP	5-0-0
3/18	No. 4 Butler	0-3-3	11-5-0	19-2-6	0-0-0	0-1-0	DNP	0-2-3	20-9-2	3-0-0	DNP	12-4-1	DNP	DNP	0-0-0

2016-17 >> TEAM HIGHS AND LOWS

MIDDLE TENNESSEE >

	Highs	Lows
Points	102 vs. Milligan (11/11)	54 at UTEP (2/4)
Field Goals Made	39 vs. Milligan (11/11)	18 vs. Georgia State (12/21)
Field Goal Attempts	72 vs. Marshall (1/12)	40 vs. UNC Wilmington (11/25)
Field Goal Percentage	.621 vs. WKU (1/14)	.353 vs. Georgia State (12/21)
3-Point Field Goals Made	11 vs. Southern Miss (1/26)	2 vs. LA Tech (1/28)
3-Point Field Goal Attempts	31 vs. Southern Miss (1/26)	9 vs. UNC Wilmington (11/25)
3-Point Field Goal Percentage (min. 8)	.571 at VCU (12/17)	.182 vs. LA Tech (1/28)
Free Throws Made	24 vs. Florida Atlantic (3/4)	1 vs. Southern Miss (1/26)
Free Throws Attempted	32 vs. UNC Wilmington (11/25)	2 vs. Southern Miss (1/26)
Free Throw Percentage (min. 10)	.917 vs. Old Dominion (2/9)	.368 vs. Tennessee State (11/19)
Rebounds	58 vs. Marshall (1/12)	25 vs. Tennessee State (11/19)
Assists	25 vs. WKU (1/14)	9 vs. Georgia State (12/21)
Turnovers	19 vs. Marshall (1/12)	4 vs. Toledo (11/26)
	19 at UTEP (2/4)	4 at WKU (2/16)
Blocks	6 vs. Toledo (11/22)	0 vs. Butler 3/18)
	6 vs. Marshall (1/12)	
	6 vs. LA Tech (1/28)	
Steals	13 at Florida Atlantic (1/21)	2 at VCU (12/17)

OPPONENTS >

	Highs	Lows
Points	86 by Marshall (2/18)	48 by Vanderbilt (12/8)
Field Goals Made	30 by VCU (12/17)	15 by UAB (1/1)
Field Goal Attempts	69 by Marshall (3/11)	40 by Evansville (11/27)
Field Goal Percentage	.604 by WKU (1/14)	.321 by Vanderbilt (12/8)
3-Point Field Goals Made	12 by Belmont (12/14)	1 by Florida Atlantic (3/4)
3-Point Field Goal Attempts	36 by UNC Wilmington (11/25)	9 by Tennessee State (11/19)
		9 by UAB (1/1)
3-Point Field Goal Percentage (min. 8)	.571 by North Texas (1/7)	.077 by Florida Atlantic (3/4)
Free Throws Made	23 by Tennessee State (11/19)	2 by Milligan (11/11)
	23 by Toledo (11/26)	
Free Throws Attempted	30 by Tennessee State (11/19)	6 by Milligan (11/11)
	30 by Toledo (11/26)	6 by Belmont (12/14)
Free Throw Percentage (min. 10)	.900 by Rice (1/5)	.333 by Milligan (11/11)
	.900 by Southern Miss (1/26)	
Rebounds	42 by Toledo (11/26)	18 by WKU (1/14)
Assists	19 by UAB (2/26)	5 by Marshall (1/12)
Turnovers	18 by UNC Wilmington (11/25)	5 by VCU (12/17)
	18 by UTEP (3/10)	
Blocks	7 by Ole Miss (11/30)	0 by Toledo (11/26)
	7 by WKU (2/16)	0 by South Alabama (12/3)
		0 by WKU (1/14)
		0 by UTEP (2/4)
		0 by FIU (3/2)
Steals	13 by Marshall (1/12)	1 by Toledo (11/26)
		1 by North Texas (1/7)
		1 by WKU (2/16)

2016-17 >> INDIVIDUAL HIGHS

MIDDLE TENNESSEE >

Points	34, Reggie Upshaw vs. UAB (1/1)
Field Goals Made	12, Giddy Potts vs. Florida Atlantic (3/4) 12, JaCorey Williams vs. WKU (1/14) 12, JaCorey Williams vs. Toledo (11/26)
Field Goal Attempts	20, Giddy Potts vs. Georgia State (12/21)
Field Goal Percentage (min. 6)	.857, Tyrik Dixon vs. WKU (1/14)
3-Point Field Goals Made	5, Tyrik Dixon vs. WKU (1/14) 5, Giddy Potts at VCU (12/17)
3-Point Field Goal Attempts	11, Giddy Potts vs. Georgia State (12/21)
3-Point Field Goal Percentage (min. 4)	1.000, Xavier Habersham (2/16) 1.000, Tyrik Dixon vs. WKU (1/14) 1.000, Ed Simpson vs. Tennessee State (11/19)
Free Throws Made	9, JaCorey Williams at FIU (1/19)
Free Throws Attempted	12, Antwain Johnson vs. Milligan (11/11)
Free Throw Percentage (min. 6)	1.000, Giddy Potts at UTSA (2/2) 1.000, Giddy Potts at Belmont (12/14)
Rebounds	14, JaCorey Williams (12/17)
Assists	8, Tyrik Dixon vs. WKU (1/14) 8, Reggie Upshaw vs. Ole Miss (11/30) 8, Giddy Potts vs. UNC Wilmington (11/25)
Turnovers	5, Reggie Upshaw vs. Butler (3/18)
Blocks	3, Reggie Upshaw vs. Marshall (1/12) 3, Reggie Upshaw vs. Toledo (11/22)
Steals	6, Giddy Potts vs. Georgia State (12/21)

OPPONENTS >

Points	31, Egor Koulechov, Rice (1/5)
Field Goals Made	11, Eric Nottage, FIU (3/2) 11, C.J. Burks, Marshall (2/18)
Field Goal Attempts	20, Denzel Ingram, UNC Wilmington (11/25)
Field Goal Percentage (min. 6)	.875, William Lee, UAB (2/26) .875, Mo Alie-Cox, VCU (12/17)
3-Point Field Goals Made	5, Frank Booker, Florida Atlantic (1/21) 5, Ja'Michael Reese, North Texas (1/7) 5, Marcus Evans, Rice (1/5) 5, Jeff Thomas, Georgia State (12/21) 5, Denzel Ingram, UNC Wilmington (11/25)
3-Point Field Goal Attempts	15, Denzel Ingram, UNC Wilmington (11/25)
3-Point Field Goal Percentage (min. 4)	1.000, Michael Ramey, Southern Miss (1/26) 1.000, Jeff Thomas, Georgia State (12/21)
Free Throws Made	10, Chris Cokley, UAB (2/26) 10, Ryan Taylor, Marshall (2/18) 10, Deandre Burnett, Ole Miss (11/30)
Free Throws Attempted	13, Ryan Taylor, Marshall (2/18)
Free Throw Percentage (min. 6)	1.000, Chris Cokley, UAB (2/26) 1.000, Egor Koulechov, Rice (1/5) 1.000, Deandre Burnett, Ole Miss (11/30) 1.000, Zach Garber, Toledo (11/26)
Rebounds	17, Steve Taylor, Toledo (11/26)
Assists	8, Jonathan Stark, Murray State (11/15)
Turnovers	9, Austin Luke, Belmont (12/14)
Blocks	4, Matt Willms, UTEP (3/10) 4, Ben Lawson, WKU (2/16)
Steals	4, Dominic Artis, UTEP (2/4)

MIDDLE TENNESSEE TOP PERFORMERS >

Points	34..... Reggie Upshaw vs. UAB (1/1) 31..... JaCorey Williams vs. Toledo (11/26) 30..... Giddy Potts vs. Marshall (3/11) 30..... Giddy Potts vs. Florida Atlantic (3/4) 27..... JaCorey Williams vs. WKU (1/14) 27..... Giddy Potts vs. Vanderbilt (12/8) 25..... JaCorey Williams at Marshall (2/18) 25..... Giddy Potts at VCU (12/17) 25..... JaCorey Williams vs. Evansville (11/27) 24..... JaCorey Williams at UTEP (2/4)
Rebounds	14..... JaCorey Williams at VCU (12/17) 13..... Reggie Upshaw vs. Milligan (11/11) 11..... Reggie Upshaw at WKY (2/16) 11..... JaCorey Williams at UTSA (2/2) 11..... JaCorey Williams vs. LA Tech (1/28) 11..... JaCorey Williams vs. Marshall (1/12) 11..... JaCorey Williams at Belmont (12/14)
Assists	8..... Tyrik Dixon vs. WKU (1/14) 8..... Reggie Upshaw vs. Ole Miss (11/30) 8..... Giddy Potts vs. UNC Wilmington (11/25) 7..... Tyrik Dixon vs. UTSA (3/9) 7..... Tyrik Dixon at UTSA (2/2) 7..... Giddy Potts vs. Milligan (11/11)
Blocks	3..... Reggie Upshaw vs. Marshall (1/12) 3..... Reggie Upshaw vs. Toledo (11/22) 2..... Reggie Upshaw vs. Marshall (3/11) 2..... Brandon Walters vs. LA Tech (1/28) 2..... JaCorey Williams vs. LA Tech (1/28) 2..... Karl Gamble at Florida Atlantic (1/21) 2..... Reggie Upshaw at Florida Atlantic (1/21) 2..... JaCorey Williams at North Texas (1/7) 2..... Reggie Upshaw vs. Toledo (11/26) 2..... Karl Gamble vs. Toledo (11/22) 2..... Karl Gamble vs. Tennessee State (11/19) 2..... Reggie Upshaw vs. Tennessee State (11/19) 2..... Reggie Upshaw vs. Murray State (11/15)
Steals	6..... Giddy Potts vs. Georgia State (12/21) 5..... Giddy Potts vs. UTEP (3/10) 4..... Tyrik Dixon vs. WKU (1/14) 4..... Reggie Upshaw vs. UAB (1/1)
3-Point Field Goals Made	5..... Tyrik Dixon vs. WKU (1/14) 5..... Giddy Potts at VCU (12/17) 4..... Xavier Habersham at WKU (2/16) 4..... Giddy Potts at UTSA (2/2) 4..... Reggie Upshaw vs. UAB (1/1) 4..... Giddy Potts vs. Vanderbilt (12/8) 4..... Giddy Potts vs. Ole Miss (11/30) 4..... Ed Simpson vs. Tennessee State (11/19)

TEAM LAST TIME...

100 POINTS BY A TEAM >

MT..... 102 vs. Milligan (11/11/16)
Opponent..... 100 at UAB (2/28/15)

WIN BY 30 OR MORE >

MT..... 93-59 vs. Florida Atlantic (3/4/17)
Opponent..... 56-86 at No. 13 Tennessee (11/30/10)

WIN BY 40 OR MORE >

MT..... 102-52 vs. Tennessee Temple (12/17/13)
Opponent..... 40-109 at No. 7 Tennessee (11/20/07)

OVERTIME GAME >

MT win..... 73-70 vs. Toledo (11/26/16)
Opponent win..... 95-100 at UAB (2/28/15)

4 PLAYERS WITH 10 OR MORE POINTS >

MT..... vs. Butler (3/18/17)
Opponent..... vs. Minnesota (3/16/17)

5 PLAYERS WITH 10 OR MORE POINTS >

MT..... vs. UTSA (3/9/17)
Opponent..... vs. Marshall (3/11/17)

6 PLAYERS WITH 10 OR MORE POINTS >

MT..... at Marshall (2/18/17)
Opponent..... vs. UAB (2/28/15)

2 PLAYERS WITH 20 OR MORE POINTS >

MT..... vs. Toledo (11/26/16)
Opponent..... at Marshall (2/18/17)

3 PLAYERS WITH 20 OR MORE POINTS >

MT..... vs. IPFW (1/31/02)
Opponent..... vs. UT-Martin (2/26/96)

2 PLAYERS WITH 10 OR MORE REBOUNDS >

MT..... at WKU (2/16/17)
Opponent..... vs. Toledo (11/26/16)

2 PLAYERS WITH DOUBLE-DOUBLES >

MT..... at WKU (2/16/17)
Opponent..... vs. LA Tech (2/11/16)

40 OR MORE FIELD GOALS >

MT..... 42 vs. Fisk (12/9/13)
Opponent..... 43 vs. Kansas (12/13/97)

70 OR MORE FIELD GOAL ATTEMPTS >

MT..... 72 vs. Marshall (1/12/17)
Opponent..... 74 vs. Marshall (3/11/16)

80 OR MORE FIELD GOAL ATTEMPTS >

MT..... 84 vs. Montreat College (11/27/96)
Opponent..... 92 vs. New Mexico St. (1/10/02)

50% FROM THE FIELD >

MT..... .536 vs. Marshall (3/11/17)
Opponent..... .511 vs. Butler (3/18/17)

60% FROM THE FIELD >

MT..... .621 vs. WKU (1/14/17)
Opponent..... .604 vs. WKU (1/14/17)

LESS THAN 30% FROM THE FIELD >

MT..... .297 vs. Syracuse (3/20/16)
Opponent..... .271 vs. South Alabama (11/30/13)

10 OR MORE 3-POINTERS >

MT..... 11 vs. Southern Miss (1/21/17)
Opponent..... 10 vs. Marshall (3/11/17)

15 OR MORE 3-POINTERS >

MT..... 16 vs. Southern Miss (2/13/16)
Opponent..... 15 vs. Belmont (12/12/07)

30 OR MORE 3-POINT ATTEMPTS >

MT..... 31 vs. Southern Miss (1/26/17)
Opponent..... 32 vs. Marshall (3/11/17)

50% FROM THREE >

MT..... .538 vs. Minnesota (3/16/17)
Opponent..... .533 vs. Butler (3/18/17)

60% FROM THREE >

MT..... .600 vs. FAU (2/2/13)
Opponent..... .750 vs. UTEP (1/31/15)

70% FROM THREE >

MT..... .909 vs. UCLA (11/15/11)
Opponent..... .750 vs. UTEP (1/31/15)

LESS THAN 20% FROM THREE >

MT..... .182 vs. LA Tech (1/28/17)
Opponent..... .077 vs. Florida Atlantic (3/4/17)

20 OR MORE FREE THROWS >

MT..... 20 vs. UTEP (3/10/17)
Opponent..... 20 vs. UTSA (3/9/17)

30 OR MORE FREE THROWS >

MT..... 31 vs. Marshall (3/11/16)
Opponent..... 31 vs. UALR (11/18/13)

5 OR LESS FREE THROWS >

MT..... 5 at UTEP (2/4/17)
Opponent..... 2 vs. Milligan (11/11/16)

30 OR MORE FREE THROW ATTEMPTS >

MT..... 31 vs. Toledo (11/26/16)
Opponent..... 30 vs. Toledo (11/26/16)

40 OR MORE FREE THROW ATTEMPTS >

MT..... 41 vs. Marshall (3/11/16)
Opponent..... 42 vs. UALR (11/18/13)

90% FROM THE FREE THROW LINE >

MT..... .917 vs. Old Dominion (2/9/17)
Opponent..... .900 vs. Southern Miss (1/26/17)

100% FROM THE FREE THROW LINE >

MT..... 18-18 vs. FAU (3/7/15)
Opponent..... 14-14 vs. WKU (2/9/12)

45 OR MORE REBOUNDS >

MT..... 58 vs. Marshall (1/12/17)
Opponent..... 46 vs. WKU (1/30/16)

50 OR MORE REBOUNDS >

MT..... 58 vs. Marshall (1/12/17)
Opponent..... 51 vs. WKU (1/7/06)

20 OR MORE ASSISTS >

MT..... 20 vs. UTSA (3/9/17)
Opponent..... 20 vs. Michigan State (3/18/16)

10 OR MORE BLOCKS >

MT..... 12 vs. WKU (2/26/04)
Opponent..... 11 vs. Syracuse (3/20/16)

10 OR MORE STEALS >

MT..... 12 vs. UTEP (3/10/17)
Opponent..... 13 vs. Marshall (1/12/17)

15 OR MORE TURNOVERS >

MT..... 19 at UTEP (2/4/17)
Opponent..... 18 vs. UTEP (3/10/17)

5 OR LESS TURNOVERS >

MT..... 4 at WKU (2/16/17)
Opponent..... 5 at VCU (12/17/16)

INDIVIDUAL LAST TIME...

30 OR MORE POINTS >

MT..... 30, Giddy Potts vs. Marshall (3/11/17)
Opponent..... 31, Egor Koulechov, Rice (1/5/17)

40 OR MORE POINTS >

MT..... 41, Milton Dean vs. Southeast Missouri (1/14/94)
Opponent..... 40, Bubba Wells, Austin Peay (1/23/97)

10 OR MORE FIELD GOALS >

MT..... 10, Giddy Potts vs. Marshall (3/11/17)
Opponent..... 11, Eric Nottage, FIU (3/2/17)

15 OR MORE FIELD GOALS >

MT win..... 15, Greg Joyner vs. Murray State (1/23/78)
Opponent..... 16, Bubba Wells (12/3/97)

20 OR MORE FIELD GOAL ATTEMPTS >

MT..... 20, Giddy Potts vs. Georgia State (12/21/16)
Opponent... 20, Denzel Ingram, UNC Wilmington (11/25/16)

25 OR MORE FIELD GOAL ATTEMPTS >

MT..... 28, Milton Dean vs. Minnesota (12/3/93)
Opponent... 28, Brandon Mason, New Mex. St. (1/10/02)

80% FROM THE FIELD (MIN. 6 ATTEMPTS) >

MT..... .833, Brandon Walters vs. Minnesota (3/16/17)
Opponent..... .875, William Lee, UAB (2/26/17)

90% FROM THE FIELD (MIN. 6 ATTEMPTS) >

MT..... .909, Kerry Hammonds vs. Louisiana (1/19/13)
Opponent..... .900, Matt Costello, Michigan State (3/18/16)

100% FROM THE FIELD (MIN. 6 ATTEMPTS) >

MT..... 6-6, Shawn Jones vs. Austin Peay (11/26/11)
Opponent..... 7-7, Joey Dorsey, Memphis (1/4/06)

5 OR MORE 3-POINTERS >

MT..... 5, Tyrik Dixon vs. WKU (1/14/17)
Opponent..... 5, Ja'Michael Brown, North Texas (1/7/17)

6 OR MORE 3-POINTERS >

MT..... 6, Giddy Potts vs. Rice (1/23/16)
Opponent..... 8, Kareem Canty, Auburn (12/12/15)

7 OR MORE 3-POINTERS >

MT..... 7, Giddy Potts vs. Charlotte (1/14/16)
Opponent..... 8, Kareem Canty, Auburn (12/12/15)

8 OR MORE 3-POINTERS >

MT..... 8, Giddy Potts vs. Marshall (2/19/15)
Opponent..... 8, Kareem Canty, Auburn (12/12/15)

10 OR MORE 3-POINT ATTEMPTS >

MT..... 11, Giddy Potts vs. Georgia State (12/21/16)
Opponent... 10, Jeremy Hollowell, Georgia State (12/21/16)

80% FROM THREE (MIN. 4 ATTEMPTS) >

MT..... 1.000, Xavier Habersham at WKU (2/16/17)
Opponent..... .800, Pancake Thomas, WKU (2/16/17)

100% FROM THREE (MIN. 4 ATTEMPTS) >

MT..... 1.000, Xavier Habersham at WKU (2/16/17)
Opponent... 1.000, Michael Ramey, Southern Miss (1/26/17)

10 OR MORE FREE THROWS >

MT..... 10, JaQawn Raymond vs. Rice (2/12/15)
Opponent..... 10, Chris Cokley, UAB (2/26/17)

15 OR MORE FREE THROWS >

MT..... 16, Mike Dean vs. Arkansas State (2/17/05)
Opponent..... 20, Alex Hamilton, La Tech (1/7/15)

15 OR MORE FREE THROW ATTEMPTS >

MT..... 16, Kerry Hammonds vs. Southern (11/10/13)
Opponent..... 15, Lee Moore, UTEP (1/7/16)

20 OR MORE FREE THROW ATTEMPTS >

MT..... 23, Aylton Tesch vs. Eastern Illinois (2/5/98)
Opponent..... 23, Alex Hamilton, La Tech (1/17/15)

100% FROM THE FREE THROW LINE (MIN. 6 ATTEMPTS) >

MT..... 6-6, Giddy Potts at UTSA (2/2/17)
Opponent..... 10-10, Chris Cokley, UAB (2/26/17)

15 OR MORE REBOUNDS >

MT..... 18, Shawn Jones at UAB (3/6/14)
Opponent..... 16, Evan Bradds, Belmont (12/14/16)

20 OR MORE REBOUNDS >

MT..... 20, Shawn Jones vs. Maine (12/29/13)
Opponent..... 20, Lorenzo Coleman, Tenn. Tech (2/8/97)

5 OR MORE OFFENSIVE REBOUNDS >

MT..... 5, Reggie Upshaw at WKU (2/16/17)
Opponent..... 7, Ryan Taylor, Marshall (2/18/17)

10 OR MORE DEFENSIVE REBOUNDS >

MT..... 10, JaCorey Williams at WKU (2/16/17)
Opponent..... 11, Justin Johnson, WKU (2/16/17)

10 OR MORE ASSISTS >

MT..... 10, Tweety Knight at Ole Miss (12/14/13)
Opponent... 12, Denzel Valentine, Michigan State (3/18/16)

5 OR MORE BLOCKS >

MT..... Shawn Jones vs. Tulane (2/13/14)
Opponent..... 6, Tyler Lydon, Syracuse (3/20/16)

5 OR MORE STEALS >

MT..... 5, Giddy Potts vs. UTEP (3/10/17)
Opponent..... 5, Jon Davis, Charlotte (3/10/16)

TWO CONSECUTIVE 20-POINT GAMES >

MT..... JaCorey Williams vs.
..... WKU (2/16/17) and Marshall (2/18/17)

THREE CONSECUTIVE 20-POINT GAMES >

MT..... JaCorey Williams vs.
..... Charlotte (2/11/17), WKU (2/16/17) and Marshall (2/18/17)

TWO CONSECUTIVE 10-REBOUND GAMES >

MT..... JaCorey Williams vs.
..... Charlotte (2/11/17) and WKU (2/16/17)

THREE CONSECUTIVE 10-REBOUND GAMES >

MT..... JaCorey Williams vs.
..... LA Tech (1/28/17), UTSA (2/2/17) and UTEP (2/4/17)

TWO CONSECUTIVE DOUBLE-DOUBLES >

MT..... JaCorey Williams vs.
..... Charlotte (2/11/17) and WKU (2/16/17)

THREE CONSECUTIVE DOUBLE-DOUBLES >

MT..... JaCorey Williams vs.
..... LA Tech (1/28/17), UTSA (2/2/17) and UTEP (2/4/17)



O >> TYRIK DIXON

G // Fr. // 6-1 // 183

Bentonville, Ark. // Southwest Christian Academy

DIXON NOTEBOOK

- ◆ Collected six points, five assists and three rebounds in his first career NCAA Tournament action
- ◆ Had 10 points, five boards and three assists vs. FAU
- ◆ Totaled eight points, five rebounds and four assists in win against FIU
- ◆ Went 4-of-8 for nine points and added three assists, three steals and two rebounds against Charlotte
- ◆ Logged nine points and seven assists at UTSA
- ◆ Poured in a career-high 21 points against Southern Miss on 9-of-12 shooting
- ◆ Credited with seven points, four rebounds, three steals and two assists at Florida Atlantic
- ◆ Had career high marks in points (17), field goals (6), 3-pointers (5), assists (8) and steals (4) against rival WKU
- ◆ Notched 10 points, a career-high seven rebounds and tied a career-high five assists against Marshall
- ◆ Had four points and four rebounds at North Texas and dished out a career-best five assists without committing a turnover

- ◆ Scored a career-high 12 points at VCU in 36 minutes
- ◆ Hit a pair of 3-pointers down the stretch in the road win at Belmont
- ◆ Had a career best six rebounds in the win against Vandy
- ◆ Helped ice the win at Ole Miss with five points in the final four minutes, including a 3-of-3 mark from the free throw line
- ◆ Had career highs in steals (3) and rebounds (3) against UNC Wilmington
- ◆ Notched his first points as a Blue Raider against Toledo and finished with 11 to go along with four assists, two steals and two rebounds
- ◆ Earned the start in his first career regular season game as a Blue Raider, dishing out three assists against Milligan
- ◆ Averaged 20 points per game and added 10 assists and seven rebounds per outing as a senior at Southwest Christian Academy
- ◆ Team MVP and NACA First Team All-American as a senior

SEASON HIGHS

Points.....21 vs. Southern Miss (1/26/17)
 Field Goals.....9 vs. Southern Miss (1/26/17)
 3-PT Field Goals 5 vs. WKU (1/14/17)
 Free Throws..... 4 vs. Old Dominion (2/9/17)
 Rebounds.....7 (twice)
 Assists..... 8 vs. WKU (1/14/17)
 Blocks.....1 (four times)
 Steals 4 vs. WKU (1/14/17)
 Minutes.....37 at UTSA (2/2/17)

CAREER HIGHS

Points.....21 vs. Southern Miss (1/26/17)
 Field Goals.....9 vs. Southern Miss (1/26/17)
 3-PT Field Goals 5 vs. WKU (1/14/17)
 Free Throws.....4 (twice)
 Rebounds.....7 (twice)
 Assists..... 8 vs. WKU (1/14/17)
 Blocks.....1 (four times)
 Steals 4 vs. WKU (1/14/17)
 Minutes.....37 at UTSA (2/2/17)

SUPERLATIVES

	Season	Career
10+ Point Games	7	7
20+ Point Games	1	1
10+ Rebound Games	0	0
Double-Doubles	0	0

DIXON GAME-BY-GAME

Date	Opponent	Min	FG	3FG	FT	O-D-T	PF	A	TO	B	S	TP
11/11	Milligan	*17	0-3	0-2	0-0	0-1-1	2	3	1	0	1	0
11/15	Murray State	*11	0-4	0-2	0-0	1-0-1	0	1	0	0	0	0
11/19	Tennessee State	3	0-1	0-1	0-0	0-0-0	1	0	0	0	0	0
11/22	Toledo	*23	5-8	1-1	0-0	1-1-2	2	4	2	0	2	11
11/25	vs. UNC Wilmington	*27	1-3	0-1	3-4	0-3-3	0	1	3	0	3	5
11/26	vs. Toledo	*18	0-0	0-0	0-1	0-0-0	1	0	0	0	0	0
11/27	vs. Evansville	*20	2-7	1-3	0-0	0-0-0	1	2	1	0	1	5
11/30	at Ole Miss	*8	1-6	0-1	3-3	0-1-1	1	0	0	0	0	5
12/3	at South Alabama	*21	0-1	0-0	1-2	0-2-2	1	3	3	0	1	1
12/8	Vanderbilt	*23	1-4	0-1	0-0	1-5-6	1	2	3	0	1	2
12/14	at Belmont	*21	2-5	2-4	0-0	0-3-3	3	2	0	0	2	6
12/17	at VCU	*36	4-7	1-2	3-6	0-1-1	4	3	2	0	0	12
12/21	Georgia State	*21	0-2	0-1	0-0	0-2-2	1	3	2	0	1	0
1/1	UAB	*22	1-3	0-1	0-0	0-2-2	4	1	3	1	0	2
1/5	at Rice	*26	2-3	2-2	0-1	0-6-6	2	4	0	0	2	6
1/7	at North Texas	*28	1-3	0-1	2-2	0-4-4	2	5	0	0	0	4
1/12	Marshall	*25	4-9	2-3	0-1	1-6-7	3	5	1	0	1	10
1/14	WKU	*33	6-7	5-5	0-0	1-2-3	1	8	2	0	4	17
1/19	at FIU	*35	4-4	1-1	0-0	1-3-4	1	3	0	1	1	9
1/21	at Florida Atlantic	*31	3-6	1-2	0-0	0-4-4	2	2	0	0	3	7
1/26	Southern Miss	*28	9-12	3-6	0-0	0-1-1	1	3	2	0	0	21
1/28	LA Tech	*26	2-3	0-0	1-2	0-4-4	3	4	1	0	0	5
2/2	at UTSA	*37	3-7	1-2	2-2	1-3-4	3	7	4	0	1	9
2/4	at UTEP	*30	2-4	1-3	0-0	0-2-2	1	5	1	0	1	5
2/9	Old Dominion	27	1-6	0-2	4-4	0-6-6	1	3	2	1	2	6
2/11	Charlotte	*31	4-8	0-1	1-2	0-2-2	3	3	1	0	3	9
2/16	at WKU	*27	1-3	1-2	0-0	0-0-0	3	3	0	0	2	3
2/18	at Marshall	*31	4-10	1-3	1-2	0-1-1	2	3	1	0	2	10
2/26	at UAB	*30	1-4	0-2	3-4	0-4-4	4	5	1	0	0	5
3/2	FIU	*30	3-7	1-1	1-2	1-4-5	0	4	1	0	2	8
3/4	Florida Atlantic	*30	3-4	0-0	4-5	0-5-5	1	3	2	0	1	10
3/9	No. 9 UTSA	*28	0-2	0-1	0-0	0-2-2	3	7	3	1	1	0
3/10	No. 4 UTEP	*28	1-7	0-3	1-2	2-5-7	2	5	2	0	3	3
3/11	No. 6 Marshall	*19	0-6	0-1	1-2	1-3-4	4	4	0	0	2	1
3/16	No. 5 Minnesota	*32	2-5	1-1	1-2	0-3-3	2	5	1	0	1	6
3/18	No. 4 Butler	*21	0-3	0-1	0-0	0-3-3	5	3	1	0	1	0

DIXON OVERALL CAREER STATS

Year	GP-GS	Min	Avg	FG-A	Pct	3FG-A	Pct	FT-A	Pct	Off-Def-Tot	Avg	PF-FO	A	TO	Blk	Stl	Pts	Avg
2016-17	36-34	905	25.1	73-177	.412	25-63	.397	32-49	.653	11-94-105	2.9	71-0	119	46	4	45	203	5.6

DIXON C-USA CAREER STATS

Year	GP-GS	Min	Avg	FG-A	Pct	3FG-A	Pct	FT-A	Pct	Off-Def-Tot	Avg	PF-FO	A	TO	Blk	Stl	Pts	Avg
2016-17	18-17	528	29.3	54-103	.524	19-37	.514	19-27	.704	5-59-64	3.6	37-0	71	22	3	25	146	8.1

1 >> BRANDON WALTERS

F // R-Jr. // 6-10 // 262

Chattanooga, Tenn. // Walters State CC // Howard HS



SEASON HIGHS

Points..... 11 (three times)
 Field Goals..... 5 (four times)
 3-PT Field Goals
 Free Throws..... 5 (3/18/17)
 Rebounds..... 8 vs. WKU (1/14/17)
 Assists..... 1 (four times)
 Blocks..... 2 vs. LA Tech (1/28/17)
 Steals 3 vs. Old Dominion (2/9/17)
 Minutes..... 22 vs. Old Dominion (2/9/17)

CAREER HIGHS

Points..... 11 (three times)
 Field Goals..... 5 (four times)
 3-PT Field Goals
 Free Throws..... 5 (3/18/17)
 Rebounds..... 8 vs. WKU (1/14/17)
 Assists..... 1 (four times)
 Blocks..... 2 vs. LA Tech (1/28/17)
 Steals 3 vs. Old Dominion (2/9/17)
 Minutes..... 22 vs. Old Dominion (2/9/17)

SUPERLATIVES

	Season	Career
10+ Point Games	6	6
20+ Point Games	0	0
10+ Rebound Games	0	0
Double-Doubles	0	0

WALTERS NOTEBOOK

- ◆ Tied his career high of 11 points while adding five boards and going 5-for-5 at the stripe against Butler
- ◆ Notched 10 points and six boards in 14 minutes against Minnesota
- ◆ Totaled eight points and three boards in just 12 minutes off the bench in the C-USA Championship
- ◆ Scored nine points in just 11 minutes off the bench against Florida Atlantic
- ◆ Logged eight points and six boards in 17 minutes vs. FIU
- ◆ Had 10 points and four rebounds in 14 minutes off the bench in the road win at Marshall
- ◆ Totaled six points, five rebounds and a career-high three steals off the bench in a career-high 22 minutes of action against Old Dominion
- ◆ Notched six points, four boards, two blocks and a steal in 15 minutes against LA Tech
- ◆ Did not play against USM due to an ankle injury
- ◆ Had six points and pulled down a career-best eight boards against rival WKU
- ◆ Tied his career high of 11 points and added six rebounds in the win against Marshall
- ◆ Scored eight points and added five boards, a block and a steal at North Texas in just nine minutes
- ◆ Pulled down five boards against UAB
- ◆ Had an eight point, six rebound effort at South Alabama in just 17 minutes off the bench
- ◆ Scored in double digits in his career debut, notching 11 points and seven rebounds in 15 minutes off the bench
- ◆ Played 15 minutes off the bench in MT's exhibition contest against UNA, coming up with eight rebounds and tallying six points
- ◆ Totaled 13.4 points and 8.1 rebounds per game as a sophomore at Walters State despite playing just 18.8 minutes per contest

WALTERS GAME-BY-GAME

Date	Opponent	Min	FG	3FG	FT	O-D-T	PF	A	TO	B	S	TP
11/11	Milligan	15	5-8	0-0	1-2	4-3-7	1	0	0	0	1	11
11/15	Murray State	6	1-1	0-0	0-1	2-1-3	3	0	2	1	0	2
11/19	Tennessee State	4	0-0	0-0	0-0	0-0-0	4	0	3	0	0	0
11/22	Toledo	11	1-5	0-0	0-0	3-0-3	1	0	2	0	1	2
11/25	vs. UNC Wilmington	8	0-1	0-0	1-2	3-0-3	3	0	1	0	0	1
11/26	vs. Toledo	9	1-3	0-0	3-4	0-1-1	1	0	0	1	0	5
11/27	vs. Evansville	2	0-2	0-0	0-0	0-0-0	0	0	0	0	0	0
11/30	at Ole Miss					- DNP -						
12/3	at South Alabama	17	4-6	0-0	0-0	2-4-6	5	0	2	0	1	8
12/8	Vanderbilt	10	1-4	0-0	0-0	1-1-2	1	1	0	1	0	2
12/14	at Belmont	4	0-0	0-0	0-0	1-1-2	0	0	1	0	0	0
12/17	at VCU	7	0-0	0-0	2-3	1-3-4	2	0	1	1	0	2
12/21	Georgia State	5	0-1	0-0	0-0	1-0-1	0	1	1	0	0	0
1/1	UAB	14	1-1	0-0	0-0	0-5-5	3	0	1	0	0	2
1/5	at Rice	10	3-5	0-0	0-0	1-1-2	4	0	0	0	0	6
1/7	at North Texas	9	4-7	0-0	0-0	3-2-5	4	0	0	1	1	8
1/12	Marshall	13	5-6	0-0	1-1	4-2-6	4	0	0	1	0	11
1/14	WKU	15	2-3	0-0	2-3	4-4-8	4	0	2	0	0	6
1/19	at FIU	11	1-3	0-0	2-2	3-1-4	2	0	1	1	0	4
1/21	at Florida Atlantic	7	1-1	0-0	0-0	0-1-1	1	0	2	0	0	2
1/26	Southern Miss					- DNP -						
1/28	LA Tech	15	3-5	0-0	0-0	3-1-4	3	0	2	2	1	6
2/2	at UTSA	5	0-0	0-0	0-0	0-1-1	2	0	2	0	0	0
2/4	at UTEP	16	5-5	0-0	0-0	1-2-3	3	0	2	0	0	10
2/9	Old Dominion	22	3-5	0-0	0-0	3-2-5	2	0	1	1	3	6
2/11	Charlotte	6	0-1	0-0	0-0	0-2-2	4	0	1	1	0	0
2/16	at WKU	14	1-6	0-1	0-0	0-1-1	4	0	0	0	0	2
2/18	at Marshall	14	4-5	0-0	2-2	3-1-4	2	0	0	1	2	10
2/26	at UAB	15	2-5	0-0	0-0	4-0-4	3	0	1	1	0	4
3/2	FIU	17	3-4	0-0	2-2	2-4-6	3	1	1	1	0	8
3/4	Florida Atlantic	11	3-3	0-0	3-4	1-1-2	2	1	1	1	0	9
3/9	No. 9 UTSA	7	3-4	0-0	0-0	1-1-2	3	0	0	1	0	6
3/10	No. 4 UTEP	12	1-1	0-0	1-2	1-1-2	2	2	0	1	0	3
3/11	No. 6 Marshall	12	4-5	0-0	0-0	1-2-3	2	0	2	1	0	8
3/16	No. 5 Minnesota	14	5-6	0-0	0-0	3-3-6	4	0	1	1	1	10
3/18	No. 4 Butler	17	3-4	0-0	5-5	1-4-5	2	0	1	0	0	11

WALTERS OVERALL CAREER STATS

Year	GP-GS	Min	Avg	FG-A	Pct	3FG-A	Pct	FT-A	Pct	Off-Def-Tot	Avg	PF-FO	A	TO	Blk	Stl	Pts	Avg
2016-17	34-0	374	11.0	70-116	.603	0-1	.000	25-33	.758	58-55-113	3.3	84-1	6	34	19	11	165	4.9

WALTERS C-USA CAREER STATS

Year	GP-GS	Min	Avg	FG-A	Pct	3FG-A	Pct	FT-A	Pct	Off-Def-Tot	Avg	PF-FO	A	TO	Blk	Stl	Pts	Avg
2016-17	17-0	214	12.6	41-65	.631	0-1	.000	12-14	.857	33-30-63	3.7	50-0	2	17	11	7	94	5.5

2 >> ANTWAIN JOHNSON

G // So. // 6-2 // 194

Malone, Fla. // Chipola College // Malone HS

JOHNSON NOTEBOOK



SEASON HIGHS

Points..... 19 vs. Butler (3/18/17)
 Field Goals..... 8 vs. Butler (3/18/17)
 3-PT Field Goals 2 (three times)
 Free Throws..... 8 vs. Milligan (11/11/16)
 Rebounds..... 4 (twice)
 Assists..... 6 vs. Butler (3/18/17)
 Blocks..... 1 (twice)
 Steals 3 at UTSA (2/2/17)
 Minutes..... 29 vs. Butler (3/18/17)

CAREER HIGHS

Points..... 19 vs. Butler (3/18/17)
 Field Goals..... 8 vs. Butler (3/18/17)
 3-PT Field Goals 2 (three times)
 Free Throws..... 8 vs. Milligan (11/11/16)
 Rebounds..... 4 (twice)
 Assists..... 6 vs. Butler (3/18/17)
 Blocks..... 1 (twice)
 Steals 3 at UTSA (2/2/17)
 Minutes..... 29 vs. Butler (3/18/17)

SUPERLATIVES

	Season	Career
10+ Point Games	5	5
20+ Point Games	0	0
10+ Rebound Games	0	0
Double-Doubles	0	0

- ◆ Poured in a career-high 19 points on 8-of-12 shooting against Butler while dishing out a career best six assists
- ◆ Scored five points and had a career-high four assists in first-round win against Minnesota
- ◆ Logged 11 points against UTEP in the C-USA Semifinals
- ◆ Totaled 10 points, four rebounds and three assists in win at UTSA
- ◆ Tallied nine points and a career-high three dimes against WKU
- ◆ Scored nine points and went 4-for-4 from the line against Georgia State
- ◆ Notched his second career double-digit performance at Belmont, totaling 10 points and adding four rebounds, an assist and a block
- ◆ Logged six points, two assists and a steal in 21 minutes against Tennessee State
- ◆ Broke out for 17 points in his career debut against Milligan

- ◆ Came off the bench against North Alabama to provide six points on 6-of-6 free throws, four rebounds and two steals
- ◆ Averaged 15.9 points per game in his lone season at Chipola
- ◆ Added 3.1 rebounds, 1.8 assists and one steal per contest

JOHNSON GAME-BY-GAME

Date	Opponent	Min	FG	3FG	FT	O-D-T	PF	A	TO	B	S	TP
11/11	Milligan	17	4-8	1-2	8-12	1-3-4	2	2	1	0	0	17
11/15	Murray State	9	1-3	0-2	0-0	0-0-0	2	0	0	0	0	2
11/19	Tennessee State	21	2-5	1-3	1-2	0-0-0	1	2	1	0	1	6
11/22	Toledo	20	2-5	0-2	0-0	0-2-2	2	2	0	0	1	4
11/25	vs. UNC Wilmington	8	0-1	0-1	0-2	0-1-1	2	0	0	0	1	0
11/26	vs. Toledo	9	0-1	0-1	0-0	0-1-1	2	0	1	0	0	0
11/27	vs. Evansville	13	0-2	0-1	3-5	0-0-0	2	1	0	0	1	3
11/30	at Ole Miss	8	1-3	0-0	0-0	0-0-0	2	1	1	0	0	2
12/3	at South Alabama	6	0-3	0-1	0-0	0-0-0	1	0	1	0	0	0
12/8	Vanderbilt	9	0-4	0-3	3-4	1-1-2	0	0	0	0	0	3
12/14	at Belmont	17	3-10	2-3	2-2	2-2-4	1	1	0	1	0	10
12/17	at VCU	10	0-2	0-0	0-0	0-0-0	2	1	1	0	0	0
12/21	Georgia State	21	2-5	1-3	4-4	0-1-1	2	0	0	1	1	9
1/1	UAB	13	0-1	0-1	1-2	0-0-0	3	1	3	0	0	1
1/5	at Rice	11	1-2	1-1	2-2	0-1-1	2	1	1	0	0	5
1/7	at North Texas	11	0-4	0-1	2-2	0-1-1	1	0	0	0	1	2
1/12	Marshall	12	0-4	0-0	0-0	1-2-3	0	1	3	0	2	0
1/14	WKU	18	3-6	0-2	3-6	0-0-0	2	3	1	0	1	9
1/19	at FIU	10	1-2	0-0	1-2	0-0-0	1	1	1	0	1	3
1/21	at Florida Atlantic	5	0-1	0-0	0-0	0-0-0	3	0	2	0	0	0
1/26	Southern Miss	13	2-4	0-1	1-2	2-1-3	1	3	1	0	0	5
1/28	LA Tech	10	3-4	0-0	0-0	0-0-0	3	0	0	0	0	6
2/2	at UTSA	23	4-8	2-4	0-0	0-4-4	2	1	2	0	3	10
2/4	at UTEP	7	1-2	1-2	0-0	0-1-1	3	0	4	0	0	3
2/9	Old Dominion	15	1-3	1-1	3-4	0-2-2	2	2	1	0	0	6
2/11	Charlotte	12	0-2	0-0	0-0	0-1-1	2	2	0	0	1	0
2/16	at WKU	9	1-1	1-1	0-0	0-0-0	2	0	0	0	0	3
2/18	at Marshall	13	3-5	1-1	2-2	0-0-0	1	0	1	0	0	9
2/26	at UAB	9	0-3	0-0	0-0	0-1-1	0	0	0	0	1	0
3/2	FIU	10	1-2	0-0	0-0	0-1-1	1	0	0	0	1	2
3/4	Florida Atlantic	16	3-6	0-1	2-3	1-1-2	2	1	0	0	0	8
3/9	No. 9 UTSA	13	1-2	1-1	3-4	0-1-1	2	2	1	0	0	6
3/10	No. 4 UTEP	17	3-6	2-4	3-4	0-0-0	4	0	1	0	0	11
3/11	No. 6 Marshall	14	0-2	0-1	4-4	0-1-1	2	0	0	0	0	4
3/16	No. 5 Minnesota	16	2-2	0-0	1-3	0-2-2	3	4	1	0	0	5
3/18	No. 4 Butler	29	8-12	1-4	2-3	0-2-2	2	6	2	0	0	19

JOHNSON OVERALL CAREER STATS

Year	GP-GS	Min	Avg	FG-A	Pct	3FG-A	Pct	FT-A	Pct	Off-Def-Tot	Avg	PF-FO	A	TO	Blk	Stl	Pts	Avg
2016-17	36-0	474	13.2	53-136	.390	16-48	.333	51-74	.689	8-33-41	1.1	65-0	38	30	2	16	173	4.8

JOHNSON C-USA CAREER STATS


Year	GP-GS	Min	Avg	FG-A	Pct	3FG-A	Pct	FT-A	Pct	Off-Def-Tot	Avg	PF-FO	A	TO	Blk	Stl	Pts	Avg
2016-17	18-0	217	12.1	24-60	.400	7-16	.438	17-25	.680	4-16-20	1.1	31-0	16	19	0	11	72	4.0

4 >> XAVIER HABERSHAM

G // R-Sr. // 6-6 // 208

Dublin, Ga. // Hill College // East Laurens HS

HABERSHAM NOTEBOOK



SEASON HIGHS

Points.....	12 (twice)
Field Goals.....	4 (twice)
3-PT Field Goals	4 at WKU (2/16/17)
Free Throws.....	3 vs. UTEP (3/10/17)
Rebounds.....	7 vs. Marshall (1/12/17)
Assists.....	5 vs. WKU (1/14/17)
Blocks.....	1 (twice)
Steals.....	2 at WKU (2/16/17)
Minutes.....	33 (twice)

CAREER HIGHS

Points.....	12 (twice)
Field Goals.....	5 at FAU (3/3/16)
3-PT Field Goals	4 at WKU (2/16/17)
Free Throws.....	4 vs. Marshall (3/11/16)
Rebounds.....	7 vs. Marshall (1/12/17)
Assists.....	5 vs. WKU (1/14/17)
Blocks.....	2 vs. Trevecca (12/30/15)
Steals.....	2 at WKU (2/16/17)
Minutes.....	33 (twice)

SUPERLATIVES

	Season	Career
10+ Point Games	4	5
20+ Point Games	0	0
10+ Rebound Games	0	0
Double-Doubles	0	0

- ◆ Tallied 10 points on 4-of-6 shooting in the C-USA Quarterfinals against UTSA
- ◆ Tied his career best of 12 points on 4-of-4 shooting from three and added four assists and a career-high two steals at WKU
- ◆ Went for nine points on 3-of-4 from three against ODU
- ◆ Hit three triples and tallied four assists against USM
- ◆ Had seven points and a career-high five assists against WKU and was 3-of-3 from the floor
- ◆ Totaled seven points, set a new career best with seven boards and tied a career high with four assists in the win against Marshall
- ◆ Notched five points, four boards and three assists in his first start of 2016-17 against UAB
- ◆ 3-of-3 from the floor at South Alabama for seven points and added three boards and a pair of assists
- ◆ Went 2-of-2 from three at Ole Miss and totaled eight points and three rebounds

- ◆ Had eight points and a season-high four rebounds against UNCW
- ◆ Perfect from the field (4-4) and the 3-point arc (3-3) for a career-high 12 points against Murray State
- ◆ Scored five points and pulled down four boards in the exhibition against North Alabama
- ◆ Played in 34 of 35 contests a season ago, averaging 3.1 points and 1.5 rebounds

HABERSHAM GAME-BY-GAME


Date	Opponent	Min	FG	3FG	FT	O-D-T	PF	A	TO	B	S	TP
11/11	Milligan	15	1-1	1-1	0-0	0-1-1	0	0	2	0	0	3
11/15	Murray State	22	4-4	3-3	1-3	1-1-2	1	1	2	0	0	12
11/19	Tennessee State	22	1-4	0-3	0-0	0-0-0	2	1	1	0	0	2
11/22	Toledo	11	1-2	1-1	0-0	0-3-3	0	0	0	0	1	3
11/25	vs. UNC Wilmington	24	2-2	2-2	2-2	1-3-4	3	1	0	0	1	8
11/26	vs. Toledo	33	2-2	0-0	1-1	0-0-0	3	2	0	0	0	5
11/27	vs. Evansville	14	0-0	0-0	0-1	0-0-0	4	0	1	0	0	0
11/30	at Ole Miss	23	3-4	2-2	0-0	0-3-3	4	1	2	0	1	8
12/3	at South Alabama	20	3-3	1-1	0-0	1-2-3	0	2	0	0	1	7
12/8	Vanderbilt	21	2-5	2-3	0-0	0-1-1	1	0	0	0	0	6
12/14	at Belmont	19	1-3	0-2	0-0	0-1-1	1	1	0	0	1	2
12/17	at VCU	5	1-3	0-1	0-0	0-1-1	1	0	1	0	0	2
12/21	Georgia State	4	0-0	0-0	0-0	0-0-0	1	0	0	0	0	0
1/1	UAB	*33	2-3	1-2	0-0	2-2-4	1	3	0	0	0	5
1/5	at Rice	19	2-5	0-3	0-0	1-2-3	1	4	1	0	0	4
1/7	at North Texas	*12	2-5	0-2	2-2	0-1-1	3	3	0	0	0	6
1/12	Marshall	*25	3-5	1-3	0-0	3-4-7	3	4	1	1	1	7
1/14	WKU	*17	3-3	1-1	0-0	1-0-1	3	5	3	0	0	7
1/19	at FIU	*18	2-2	1-1	0-0	1-1-2	3	1	2	1	1	5
1/21	at Florida Atlantic	*23	2-3	1-2	1-2	0-2-2	2	2	1	0	1	6
1/26	Southern Miss	*26	3-10	3-8	0-0	0-0-0	1	4	0	0	0	9
1/28	LA Tech	*20	0-1	0-1	1-2	1-0-1	1	3	1	0	0	1
2/2	at UTSA	*27	0-3	0-2	0-0	2-0-2	2	4	3	0	0	0
2/4	at UTEP	*13	1-1	1-1	0-0	0-1-1	2	0	3	0	0	3
2/9	Old Dominion	*29	3-4	3-4	0-0	0-0-0	2	4	1	0	0	9
2/11	Charlotte	23	2-6	1-4	0-0	0-0-0	1	2	1	0	0	5
2/16	at WKU	19	4-4	4-4	0-0	0-1-1	0	4	1	0	2	12
2/18	at Marshall	31	3-6	2-5	2-2	0-3-3	2	2	1	0	1	10
2/26	at UAB	17	3-9	3-7	0-0	2-1-3	3	1	1	0	0	9
3/2	FIU	24	1-7	1-7	0-0	1-1-2	2	2	0	0	0	3
3/4	Florida Atlantic	*20	2-4	0-1	0-0	0-1-1	3	1	2	0	0	4
3/9	No. 9 UTSA	20	4-6	2-4	0-0	1-0-1	3	2	0	0	0	10
3/10	No. 4 UTEP	17	2-5	2-4	3-4	0-3-3	0	0	0	0	1	9
3/11	No. 6 Marshall	19	0-2	0-1	2-2	1-2-3	4	1	1	0	0	2
3/16	No. 5 Minnesota	12	0-2	0-0	0-0	2-1-3	0	0	0	1	0	0
3/18	No. 4 Butler	4	0-0	0-0	0-0	0-0-0	2	0	0	0	1	0

HABERSHAM OVERALL CAREER STATS

Year	GP-GS	Min	Avg	FG-A	Pct	3FG-A	Pct	FT-A	Pct	Off-Def-Tot	Avg	PF-FO	A	TO	Blk	Stl	Pts	Avg
2015-16	34-2	381	11.2	37-105	.352	22-64	.344	9-17	.529	12-40-52	1.5	44-0	9	13	5	3	105	3.1
2016-17	36-12	701	19.5	65-129	.504	39-86	.453	15-21	.714	21-42-63	1.8	65-0	61	32	3	13	184	5.1
Total	70-14	1082	15.5	102-234	.436	61-150	.407	24-38	.632	33-82-115	1.6	109-0	70	45	8	16	289	4.1

HABERSHAM C-USA CAREER STATS

Year	GP-GS	Min	Avg	FG-A	Pct	3FG-A	Pct	FT-A	Pct	Off-Def-Tot	Avg	PF-FO	A	TO	Blk	Stl	Pts	Avg
2015-16	18-0	235	13.1	24-60	.400	14-33	.424	3-6	.500	9-26-35	1.9	23-0	6	8	1	3	65	3.6
2016-17	18-12	396	22.0	38-81	.469	23-58	.397	6-8	.750	14-20-34	1.9	35-0	49	22	2	6	105	5.8
Total	36-12	631	17.5	62-141	.440	37-91	.407	9-14	.643	23-46-69	1.9	58-0	55	30	3	9	170	4.7



11 >> ED SIMPSON

G // Jr. // 6-2 // 195

Ocean Springs, Miss. // St. Martin HS

SIMPSON NOTEBOOK

- ◆ Broke out of shooting slump with 11 point on 4-of-6 shooting with three triples against UTSA
- ◆ Tied his career high with six assists at WKU
- ◆ Went 3-of-5 from 3-point range at North Texas, totaling nine points and adding four assists
- ◆ Matched his career best of six assists for the second consecutive outing at Belmont
- ◆ Dished out a career-high six assists against Vanderbilt
- ◆ Made three triples for nine points while adding four boards and four assists at South Alabama
- ◆ Had seven points and a career-high five assists in win at Ole Miss
- ◆ Notched eight points, four rebounds and a block in a win against Evansville
- ◆ Went 4-for-4 from three against Tennessee State
- ◆ Tallied eight points with a pair of triples against Murray and dished out three assists

- ◆ Earned a start in the exhibition against UNA, scoring nine points on a trio of triples and added two assists and a steal
- ◆ Played in 30 contests and made 14 starts as a sophomore before suffering a season-ending ankle injury prior to the postseason
- ◆ Averaged five points and 2.6 assists per contest last season and totaled 54 assists while logging a team-best 2.1 assist-to-turnover ratio

SEASON HIGHS

Points..... 12 vs. Tennessee State (11/19/16)
 Field Goals..... 4 (twice)
 3-PT Field Goals .. 4 vs. Tennessee State (11/19/16)
 Free Throws..... 3 vs. Georgia State (12/21/16)
 Rebounds..... 5 vs. Toledo (11/22/16)
 Assists..... 6 (three times)
 Blocks..... 1 (twice)
 Steals 2 (five times)
 Minutes..... 39 vs. Ole Miss (11/30/16)

CAREER HIGHS

Points..... 19 at USM (2/13/16)
 Field Goals..... 5 (three times)
 3-PT Field Goals 5 at USM (2/13/16)
 Free Throws..... 4 (twice)
 Rebounds..... 7 vs. Belmont (12/17/15)
 Assists..... 6 (three times)
 Blocks..... 1 (seven times)
 Steals 3 vs. FIU (1/8/15)
 Minutes..... 39 vs. Ole Miss (11/30/16)

SUPERLATIVES

	Season	Career
10+ Point Games	2	10
20+ Point Games	0	0
10+ Rebound Games	0	0
Double-Doubles	0	0

SIMPSON GAME-BY-GAME

Date	Opponent	Min	FG	3FG	FT	O-D-T	PF	A	TO	B	S	TP
11/11	Milligan	*19	1-4	0-1	0-0	0-2-2	2	1	0	0	0	2
11/15	Murray State	*32	2-3	2-2	2-4	0-3-3	1	3	1	0	0	8
11/19	Tennessee State	*26	4-4	4-4	0-0	0-2-2	1	1	0	0	0	12
11/22	Toledo	*27	3-5	1-3	0-0	0-5-5	3	0	0	0	1	7
11/25	vs. UNC Wilmington	*22	0-1	0-1	0-5	0-2-2	1	3	0	0	1	0
11/26	vs. Toledo	*30	0-2	0-1	2-2	0-2-2	2	2	0	0	2	2
11/27	vs. Evansville	*38	3-5	2-3	0-0	0-4-4	2	1	0	1	0	8
11/30	at Ole Miss	*39	3-7	1-4	0-0	0-1-1	2	5	0	0	1	7
12/3	at South Alabama	*34	3-6	3-6	0-0	1-3-4	3	4	4	0	1	9
12/8	Vanderbilt	*29	1-5	1-5	0-0	0-1-1	1	6	1	0	2	3
12/14	at Belmont	*37	1-3	1-2	0-0	0-1-1	1	6	0	0	0	3
12/17	at VCU	*21	0-2	0-1	0-0	0-0-0	1	3	0	0	0	0
12/21	Georgia State	*26	2-7	2-6	3-4	2-1-3	4	0	0	0	2	9
1/1	UAB	25	0-1	0-1	0-0	0-1-1	0	2	0	0	2	0
1/5	at Rice	29	1-1	1-1	0-0	0-3-3	4	5	0	0	0	3
1/7	at North Texas	30	3-6	3-5	0-0	0-2-2	1	4	1	0	0	9
1/12	Marshall	21	1-3	0-0	0-0	0-3-3	2	0	1	0	0	2
1/14	WKU	28	1-3	1-3	1-2	0-0-0	1	4	2	0	1	4
1/19	at FIU	20	1-2	0-1	0-0	0-1-1	1	3	2	0	1	2
1/21	at Florida Atlantic	25	1-3	0-2	0-0	0-4-4	0	0	0	0	1	2
1/26	Southern Miss	13	0-3	0-3	0-0	0-1-1	0	1	1	0	0	0
1/28	LA Tech	27	1-2	1-1	0-0	0-1-1	2	3	0	0	1	3
2/2	at UTSA	5	0-2	0-1	0-0	0-0-0	0	0	1	0	0	0
2/4	at UTEP	21	0-3	0-3	0-0	0-2-2	0	1	1	0	0	0
2/9	Old Dominion	*18	1-2	1-2	0-0	0-1-1	1	0	1	0	2	3
2/11	Charlotte	*14	0-3	0-2	0-0	0-3-3	3	0	2	0	1	0
2/16	at WKU	*25	0-2	0-2	0-0	0-3-3	1	6	0	0	0	0
2/18	at Marshall	*7	0-1	0-1	0-0	0-2-2	4	0	0	0	0	0
2/26	at UAB	*25	1-2	1-2	0-0	0-2-2	0	3	0	0	0	3
3/2	FIU	*17	0-1	0-1	0-0	0-1-1	2	3	1	0	0	0
3/4	Florida Atlantic	17	0-1	0-1	0-0	0-2-2	4	0	1	0	0	0
3/9	No. 9 UTSA	*28	4-6	3-5	0-0	1-2-3	4	0	1	1	1	11
3/10	No. 4 UTEP	*18	2-5	1-4	2-2	0-3-3	2	2	0	0	1	7
3/11	No. 6 Marshall	*25	0-0	0-0	0-3	0-3-3	0	4	1	0	1	0
3/16	No. 5 Minnesota	*28	2-3	2-2	0-0	0-3-3	1	2	0	0	0	6
3/18	No. 4 Butler	*19	0-2	0-2	0-0	0-1-1	1	0	0	0	1	0

SIMPSON OVERALL CAREER STATS

Year	GP-GS	Min	Avg	FG-A	Pct	3FG-A	Pct	FT-A	Pct	Off-Def-Tot	Avg	PF-FO	A	TO	Blk	Stl	Pts	Avg
2014-15	35-9	524	15.0	36-96	.375	23-60	.383	8-17	.471	5-39-44	1.3	34-0	25	18	3	13	103	2.9
2015-16	30-14	651	21.7	51-137	.372	29-85	.341	19-39	.487	12-67-79	2.6	53-1	54	26	2	15	150	5.0
2016-17	36-24	865	24.0	42-111	.378	31-84	.378	10-22	.455	4-71-75	2.1	58-0	78	22	2	23	125	3.5
Total	101-47	2040	20.2	129-344	.375	83-229	.366	37-78	.474	21-177-198	2.0	145-1	157	66	7	51	378	3.7

SIMPSON C-USA CAREER STATS

Year	GP-GS	Min	Avg	FG-A	Pct	3FG-A	Pct	FT-A	Pct	Off-Def-Tot	Avg	PF-FO	A	TO	Blk	Stl	Pts	Avg
2014-15	17-2	232	13.6	14-36	.389	10-26	.385	3-5	.600	4-20-24	1.4	16-0	12	6	1	7	41	2.4
2015-16	18-6	360	20.0	28-80	.350	17-50	.340	9-20	.450	9-40-49	2.7	34-1	31	16	2	8	82	4.6
2016-17	18-6	367	20.4	11-41	.268	8-32	.250	1-2	.500	0-32-32	1.8	26-0	35	14	0	9	31	1.7
Total	53-14	959	18.1	53-157	.338	35-108	.324	13-27	.481	13-92-105	2.0	76-1	78	36	3	24	154	2.9



14 >> CHASE MILLER

G // R-Fr. // 6-0 // 178

Dallas, Texas // Shelton HS

MILLER NOTEBOOK

- ◆ Credited with his first career block against Vanderbilt
- ◆ Notched his first career rebound in win against Milligan
- ◆ Saw action late in the exhibition against UNA, missing his only attempt from long range
- ◆ Redshirted in 2015-16

SEASON HIGHS

Points.....
 Field Goals.....
 3-PT Field Goals.....
 Free Throws.....
 Rebounds..... 1 (twice)
 Assists.....
 Blocks..... 1 vs. Vanderbilt (12/8/16)
 Steals.....
 Minutes..... 2 (three times)

CAREER HIGHS

Points.....
 Field Goals.....
 3-PT Field Goals.....
 Free Throws.....
 Rebounds..... 1 (twice)
 Assists.....
 Blocks..... 1 vs. Vanderbilt (12/8/16)
 Steals.....
 Minutes..... 2 (three times)

SUPERLATIVES

	Season	Career
10+ Point Games	0	0
20+ Point Games	0	0
10+ Rebound Games	0	0
Double-Doubles	0	0

MILLER GAME-BY-GAME

Date	Opponent	Min	FG	3FG	FT	O-D-T	PF	A	TO	B	S	TP
11/11	Milligan	2	0-1	0-1	0-0	0-1-1	0	0	0	0	0	0
11/15	Murray State				- DNP -							
11/19	Tennessee State				- DNP -							
11/22	Toledo	1	0-0	0-0	0-0	0-0-0	0	0	0	0	0	0
11/25	vs. UNC Wilmington				- DNP -							
11/26	vs. Toledo				- DNP -							
11/27	vs. Evansville				- DNP -							
11/30	at Ole Miss				- DNP -							
12/3	at South Alabama				- DNP -							
12/8	Vanderbilt	2	0-0	0-0	0-0	0-0-0	0	0	0	1	0	0
12/14	at Belmont				- DNP -							
12/17	at VCU				- DNP -							
12/21	Georgia State				- DNP -							
1/1	UAB				- DNP -							
1/5	at Rice				- DNP -							
1/7	at North Texas	1	0-0	0-0	0-0	0-0-0	0	0	0	0	0	0
1/12	Marshall	1	0-0	0-0	0-0	0-0-0	0	0	0	0	0	0
1/14	WKU				- DNP -							
1/19	at FIU				- DNP -							
1/21	at Florida Atlantic	1	0-0	0-0	0-0	0-0-0	0	0	0	0	0	0
1/26	Southern Miss	1	0-2	0-2	0-0	0-0-0	0	0	0	0	0	0
1/28	LA Tech				- DNP -							
2/2	at UTSA				- DNP -							
2/4	at UTEP				- DNP -							
2/9	Old Dominion				- DNP -							
2/11	Charlotte	1	0-0	0-0	0-0	0-0-0	0	0	0	0	0	0
2/16	at WKU	1	0-0	0-0	0-0	0-0-0	0	0	0	0	0	0
2/18	at Marshall				- DNP -							
2/26	at UAB				- DNP -							
3/2	FIU				- DNP -							
3/4	Florida Atlantic	1	0-0	0-0	0-0	0-0-0	0	0	0	0	0	0
3/9	No. 9 UTSA				- DNP -							
3/10	No. 4 UTEP	2	0-0	0-0	0-0	0-1-1	0	0	0	0	0	2
3/11	No. 6 Marshall				- DNP -							
3/16	No. 5 Minnesota				- DNP -							
3/18	No. 4 Butler				- DNP -							

MILLER OVERALL CAREER STATS

Year	GP-GS	Min	Avg	FG-A	Pct	3FG-A	Pct	FT-A	Pct	Off-Def-Tot	Avg	PF-FO	A	TO	Blk	Stl	Pts	Avg
2016-17	11-0	14	1.3	0-3	.000	0-3	.000	0-0	.000	0-2-2	0.2	0-0	0	0	1	0	0	0.0


MILLER C-USA CAREER STATS

Year	GP-GS	Min	Avg	FG-A	Pct	3FG-A	Pct	FT-A	Pct	Off-Def-Tot	Avg	PF-FO	A	TO	Blk	Stl	Pts	Avg
2016-17	7-0	7	1.0	0-2	.000	0-2	.000	0-0	.000	0-0-0	0.0	0-0	0	0	0	0	0	0.0

20 >> GIDDY POTTS

G // Jr. // 6-2 // 217

Athens, Ala. // Athens HS



POTTS NOTEBOOK

- ◆ Went for 15 points and five assists against Minnesota
- ◆ Matched his career high of 30 points in the C-USA Championship against Marshall just three games after initially setting the mark
- ◆ Poured in a career-high 30 points on 12-of-18 shooting while adding seven boards and three assists
- ◆ Tallied 19 points, five boards and three dimes at Marshall
- ◆ Had 17 points and six rebounds against Charlotte
- ◆ Joined the 1,000-point club with 22 points at UTSA
- ◆ Totaled 17 points and seven boards and added a late block to help seal the win against LA Tech
- ◆ Scored 19 points and brought down eight rebounds against Southern Miss
- ◆ Collected a team-high 17 points at FAU while adding four rebounds, three steals and three assists
- ◆ Had 14 points and eight rebounds against Marshall
- ◆ Went for a team-high 18 points and six rebounds at NT
- ◆ Totaled 17 points in road win at Rice
- ◆ Notched 19 points, six steals and a career-high six assists against Georgia State
- ◆ Tallied his fifth 20-point performance in the last eight outings at VCU, going 5-of-7 from three
- ◆ Was a perfect 6-of-6 from the charity stripe while hitting 3-of-4 trifectas for 17 points at Belmont
- ◆ Scored a season-high 27 points on 10-of-17 shooting with four triples and added nine rebounds
- ◆ Notched 13 points, five rebounds, four assists, two steals and a block at South Alabama
- ◆ Scored a game-high 20 points on 4-of-6 3-pointers in win at Ole Miss
- ◆ Had a season-high 23 points against Toledo
- ◆ Led all scorers with 22 points in the Challenge in Music City opener against UNCW and collected a career-high eight assists to go along with seven rebounds
- ◆ Tallied 16 points and a team-high nine boards in the win against Murray State
- ◆ Scored 12 points and dished out a career-high seven assists against Milligan
- ◆ Led the nation in 3-point percentage (.506) as a sophomore
- ◆ Was the Blue Raiders' leading scorer last season at 14.9 points per game

SEASON HIGHS

Points..... 30 (twice)
 Field Goals..... 12 vs. Florida Atlantic (3/4/17)
 3-PT Field Goals 5 at VCU (12/17/16)
 Free Throws..... 7 vs. Marshall (3/11/17)
 Rebounds..... 9 (twice)
 Assists..... 8 vs. UNCW (11/25/16)
 Blocks..... 1 (six times)
 Steals 6 vs. Georgia State (12/21/16)
 Minutes..... 43 vs. Toledo (11/26/16)

CAREER HIGHS

Points..... 30 (twice)
 Field Goals..... 12 vs. Florida Atlantic (3/4/17)
 3-PT Field Goals 8 vs. Marshall (2/19/15)
 Free Throws..... 7 vs. Marshall (3/11/17)
 Rebounds..... 14 vs. South Alabama (12/5/15)
 Assists..... 8 vs. UNCW (11/25/16)
 Blocks..... 1 (22 times)
 Steals 6 vs. Georgia State (12/21/16)
 Minutes..... 43 vs. Toledo (11/26/16)

SUPERLATIVES

	Season	Career
10+ Point Games	27	59
20+ Point Games	8	14
10+ Rebound Games	0	2
Double-Doubles	0	2

POTTS GAME-BY-GAME

Date	Opponent	Min	FG	3FG	FT	O-D-T	PF	A	TO	B	S	TP
11/11	Milligan	*28	5-11	2-6	0-0	1-6-7	1	7	0	1	1	12
11/15	Murray State	*28	5-14	1-6	5-5	3-6-9	4	1	0	0	2	16
11/19	Tennessee State	*26	2-8	0-3	1-4	0-3-3	4	1	3	0	1	5
11/22	Toledo	*27	4-6	0-1	1-2	0-6-6	0	1	1	0	3	9
11/25	vs. UNC Wilmington	*34	9-13	2-4	2-2	0-7-7	2	8	1	0	3	22
11/26	vs. Toledo	*43	8-16	3-6	4-6	0-7-7	4	2	0	0	0	23
11/27	vs. Evansville	*24	3-5	2-4	0-0	0-3-3	3	2	2	0	2	8
11/30	at Ole Miss	*35	7-9	4-6	2-2	0-2-2	3	4	1	1	0	20
12/3	at South Alabama	*34	4-10	3-7	2-2	1-4-5	2	4	1	1	2	13
12/8	Vanderbilt	*34	10-17	4-9	3-3	1-8-9	2	1	0	0	3	27
12/14	at Belmont	*22	4-7	3-4	6-6	0-2-2	3	0	1	0	0	17
12/17	at VCU	*37	7-11	5-7	6-8	1-6-7	2	1	3	0	1	25
12/21	Georgia State	*34	8-20	2-11	1-3	0-6-6	4	0	4	1	6	19
1/1	UAB	*27	2-8	2-5	0-1	1-2-3	5	1	2	1	0	6
1/5	at Rice	*26	6-12	3-6	2-2	1-2-3	3	1	2	0	1	17
1/7	at North Texas	*34	5-9	3-6	5-6	2-4-6	2	1	1	0	0	18
1/12	Marshall	*29	4-13	2-8	4-4	2-6-8	2	2	4	0	2	14
1/14	WKU	*18	1-4	0-3	0-0	1-2-3	4	0	0	0	0	2
1/19	at FIU	*32	5-14	1-5	0-0	0-5-5	1	2	1	0	1	11
1/21	at Florida Atlantic	*26	7-11	3-7	0-0	1-3-4	2	3	0	0	3	17
1/26	Southern Miss	*34	8-14	3-7	0-0	4-4-8	1	3	0	0	2	19
1/28	LA Tech	*33	8-15	1-5	0-0	1-6-7	3	0	4	1	1	17
2/2	at UTSA	*23	6-11	4-8	6-6	0-4-4	4	1	0	0	0	22
2/4	at UTEP	*39	3-11	2-8	1-1	2-6-8	2	1	2	0	2	9
2/9	Old Dominion	*31	5-15	2-7	2-2	2-4-6	0	0	0	0	1	14
2/11	Charlotte	*35	7-12	1-2	2-2	1-5-6	0	1	1	1	2	17
2/16	at WKU	*25	4-9	1-5	0-0	0-3-3	1	2	0	0	0	9
2/18	at Marshall	*34	6-11	2-5	5-6	0-5-5	4	3	1	0	0	19
2/26	at UAB	*31	2-10	2-5	1-2	1-5-6	2	3	4	0	0	7
3/2	FIU	*35	6-12	3-7	0-0	2-3-5	3	1	2	1	0	15
3/4	Florida Atlantic	*28	12-18	3-5	3-3	1-6-7	2	3	1	0	0	30
3/9	No. 9 UTSA	*24	4-8	2-3	4-7	1-2-3	3	0	0	0	1	14
3/10	No. 4 UTEP	*31	5-9	0-0	4-5	3-4-7	2	2	1	0	5	14
3/11	No. 6 Marshall	*39	10-17	3-8	7-8	0-8-8	0	2	1	0	1	30
3/16	No. 5 Minnesota	*23	4-9	2-6	5-6	0-2-2	4	5	2	0	0	15
3/18	No. 4 Butler	*35	0-8	0-3	0-0	0-2-2	3	3	1	0	1	0

POTTS OVERALL CAREER STATS

Year	GP-GS	Min	Avg	FG-A	Pct	3FG-A	Pct	FT-A	Pct	Off-Def-Tot	Avg	PF-FO	A	TO	Blk	Stl	Pts	Avg
2014-15	36-21	649	18.0	80-213	.376	46-122	.377	31-41	.756	10-88-98	2.7	64-3	31	40	4	26	237	6.6
2015-16	28-27	812	29.0	139-282	.493	79-156	.506	61-80	.763	26-124-150	5.4	84-3	36	31	10	30	418	14.9
2016-17	36-35	1098	30.5	196-407	.482	76-198	.384	84-104	.808	33-159-192	5.3	87-1	72	47	8	47	552	15.3
Total	100-83	2559	25.6	415-902	.460	201-476	.422	176-225	.782	69-371-440	4.4	235-7	139	118	22	103	1207	12.1

POTTS C-USA CAREER STATS

Year	GP-GS	Min	Avg	FG-A	Pct	3FG-A	Pct	FT-A	Pct	Off-Def-Tot	Avg	PF-FO	A	TO	Blk	Stl	Pts	Avg
2014-15	18-11	390	21.7	62-147	.422	33-81	.407	21-29	.724	6-51-57	3.2	43-3	17	30	2	17	178	9.9
2015-16	14-14	395	28.2	73-159	.459	43-87	.494	23-36	.639	17-53-70	5.0	43-1	16	8	4	19	212	15.1
2016-17	18-18	540	30.0	97-209	.464	38-104	.365	31-35	.886	22-75-97	5.4	41-1	28	25	4	15	263	14.6
Total	50-43	1325	26.5	232-515	.450	114-272	.419	75-100	.750	45-179-224	4.5	127-5	61	63	10	51	653	13.1

22 >> JACOREY WILLIAMS

F // R-Sr. // 6-8 // 220

Birmingham, Ala. // Arkansas // Central Park Christian



WILLIAMS NOTEBOOK

- Led the Raiders against Butler with 20 points and nine boards
- Shot 8-of-10 from the field in the C-USA Finals against Marshall
- Had 14 points and nine boards in the C-USA Quarterfinal match-up against UTSA
- Totaled 17 points and seven rebounds on Senior Night against Florida Atlantic
- Poured in 23 points to lead MT back from a 19-point deficit in win against FIU
- Hit game winner at UAB with 4.4 seconds left in 15-point, five-rebound performance
- Logged 25 points and eight boards at Marshall
- Tallied 11th double-double with 20 and 10 at WKU
- Logged double-double no. 10 against Charlotte with 21 points and 10 boards
- Totaled 24 points and 10 rebounds for his third consecutive double-double at UTEP
- Collected double-double number eight at UTSA with 17 points and 11 rebounds
- Had a team-high 19 points and 11 rebounds for his seventh double-double against LA Tech
- Led MT with 21 points and eight boards at FIU
- Totaled 27 points against WKU, his second-highest scoring output of the season
- Scored 16 points and 11 boards to collect his sixth double-double against Marshall
- Notched his fifth double-double with 16 points and 10 boards in a win at North Texas
- Went for his third consecutive double-double at VCU with 17 points and a career-high 14 rebounds, the first Raider to do so in 20 seasons
- Became the first Raider since Shawn Jones to record back-to-back double-doubles with his 18-point, 11-rebound performance at Belmont
- Tallied his second double-double with a 13 point, 10 rebound performance against Vanderbilt
- Named the Challenge in Music City MVP, averaging 24.0 ppg and 7.3 rpg in the three-game tournament and was subsequently named C-USA Player of the Week
- Notched his first double-double as a Blue Raider with 25 points and a career-high 10 rebounds against Evansville
- Scored a career-high 31 points against Toledo on 12-of-17 shooting
- Tallied a team-high 18 points and tied for a team-high six rebounds in just 20 minutes against TSU
- Led the Blue Raiders with 22 points in the win against Murray, giving him back-to-back 20-point games
- Had a 21-point outing in his Blue Raider debut against Milligan
- Sat out in 2015-16 after transferring from Arkansas

SEASON HIGHS

Points	31 vs. Toledo (11/26/16)
Field Goals	12 (twice)
3-PT Field Goals	1 (twice)
Free Throws	9 at FIU (1/19/17)
Rebounds	14 at VCU (12/17/16)
Assists	5 (twice)
Blocks	2 (twice)
Steals	3 (twice)
Minutes	39 (twice)

CAREER HIGHS

Points	31 vs. Toledo (11/26/16)
Field Goals	12 (twice)
3-PT Field Goals	1 (twice)
Free Throws	9 at FIU (1/19/17)
Rebounds	14 at VCU (12/17/16)
Assists	5 (twice)
Blocks	2 (twice)
Steals	3 (twice)
Minutes	39 (twice)

SUPERLATIVES

	Season	Career
10+ Point Games	33	33
20+ Point Games	12	12
10+ Rebound Games	11	11
Double-Doubles	11	11

WILLIAMS GAME-BY-GAME

Date	Opponent	Min	FG	3FG	FT	O-D-T	PF	A	TO	B	S	TP
11/11	Milligan	*23	9-16	0-1	3-3	3-2-5	0	1	2	1	0	21
11/15	Murray State	*27	9-16	0-1	4-4	0-2-2	2	1	1	0	0	22
11/19	Tennessee State	*20	8-15	1-3	1-2	3-3-6	2	1	1	0	3	18
11/22	Toledo	*22	9-13	0-0	0-0	3-3-6	2	3	3	1	0	18
11/25	vs. UNC Wilmington	*39	8-12	0-0	0-2	0-5-5	1	0	4	0	1	16
11/26	vs. Toledo	*35	12-17	0-0	7-11	0-7-7	4	1	2	1	2	31
11/27	vs. Evansville	*36	11-18	0-0	3-5	3-7-10	1	4	4	0	2	25
11/30	at Ole Miss	*28	4-9	0-0	2-3	0-4-4	2	2	0	0	1	10
12/3	at South Alabama	*17	7-11	0-0	2-2	2-5-7	3	1	2	0	0	16
12/8	Vanderbilt	*31	6-9	0-0	1-2	0-10-10	2	0	1	0	1	13
12/14	at Belmont	*32	8-17	0-0	2-2	2-9-11	1	5	1	1	2	18
12/17	at VCU	*31	7-18	1-2	2-4	3-11-14	4	2	3	0	0	17
12/21	Georgia State	*33	3-10	0-3	3-4	0-5-5	2	4	1	0	0	9
1/1	UAB	*30	4-14	0-0	2-3	3-4-7	1	1	1	0	1	10
1/5	at Rice	*32	8-17	0-0	3-6	0-4-4	0	5	1	1	0	19
1/7	at North Texas	*31	5-13	0-0	6-7	3-7-10	3	0	1	2	2	16
1/12	Marshall	*30	8-18	0-1	0-0	4-7-11	1	3	2	0	0	16
1/14	WKU	*35	12-19	0-1	3-5	2-4-6	2	2	1	1	1	27
1/19	at FIU	*29	6-10	0-0	9-11	1-7-8	0	1	2	0	1	21
1/21	at Florida Atlantic	*30	7-15	0-0	0-1	1-3-4	0	3	2	0	3	14
1/26	Southern Miss	*33	2-5	0-0	0-0	1-7-8	2	2	1	1	2	4
1/28	LA Tech	*33	8-17	0-0	3-6	6-5-11	4	0	1	2	0	19
2/2	at UTSA	*38	7-13	0-0	3-4	6-5-11	1	0	0	1	0	17
2/4	at UTEP	*39	10-15	0-0	4-5	2-8-10	3	4	3	1	1	24
2/9	Old Dominion	*18	1-4	0-0	0-0	0-2-2	3	0	4	1	0	2
2/11	Charlotte	*28	9-16	0-1	3-4	3-7-10	3	1	0	1	0	21
2/16	at WKU	*28	10-17	0-0	0-0	0-10-10	2	1	1	0	0	20
2/18	at Marshall	*36	9-17	0-0	7-8	3-5-8	4	1	3	0	1	25
2/26	at UAB	*24	7-10	0-0	1-1	0-5-5	3	0	2	0	0	15
3/2	FIU	*33	8-14	0-1	7-9	1-3-4	2	1	1	0	1	23
3/4	Florida Atlantic	*27	5-9	0-0	7-8	0-7-7	0	0	1	0	2	17
3/9	No. 9 UTSA	*27	6-11	0-0	2-3	3-6-9	2	1	2	1	1	14
3/10	No. 4 UTEP	*26	5-10	0-0	3-4	2-4-6	3	1	3	0	1	13
3/11	No. 6 Marshall	*27	8-10	0-0	1-4	0-6-6	2	0	1	0	1	17
3/16	No. 5 Minnesota	*31	4-14	0-0	5-6	1-5-6	3	2	0	1	2	13
3/18	No. 4 Butler	*30	8-15	0-1	4-6	2-7-9	2	2	2	0	0	20

WILLIAMS OVERALL CAREER STATS

Year	GP-GS	Min	Avg	FG-A	Pct	3FG-A	Pct	FT-A	Pct	Off-Def-Tot	Avg	PF-FO	A	TO	Blk	Stl	Pts	Avg
2016-17	36-36	1069	29.7	258-484	.533	2-15	.133	103-148	.696	63-201-264	7.3	72-0	56	60	17	32	621	17.3

WILLIAMS C-USA CAREER STATS

Year	GP-GS	Min	Avg	FG-A	Pct	3FG-A	Pct	FT-A	Pct	Off-Def-Tot	Avg	PF-FO	A	TO	Blk	Stl	Pts	Avg
2016-17	18-18	554	30.8	126-243	.519	0-4	.000	58-78	.744	36-100-136	7.6	34-0	25	27	11	15	310	17.2


24 >> QUAVIUS COPELAND

G // Jr. // 6-1 // 178

Greenville, S.C. // Gulf Coast State // Southside HS

COPELAND NOTEBOOK

- ◆ Totaled five points in just seven minutes at FAU
- ◆ Scored six points off the bench against Toledo
- ◆ Notched three points and three assists against Milligan
- ◆ Pulled down three boards and dished out two assists in 19 minutes against UNA
- ◆ Earned eight starts as a sophomore and averaged 4.7 points per game while tallying 63 assists on the year



SEASON HIGHS

Points..... 6 vs. Toledo (11/22/16)
 Field Goals..... 2 (twice)
 3-PT Field Goals 1 (four times)
 Free Throws..... 2 (twice)
 Rebounds..... 2 vs. Toledo (11/22/16)
 Assists..... 3 vs. Milligan (11/11/16)
 Blocks..... 1 vs. UNCW (11/25/16)
 Steals 1 (twice)
 Minutes..... 15 vs. Milligan (11/11/16)

CAREER HIGHS

Points..... 16 at Marshall (1/28/16)
 Field Goals..... 8 at Marshall (1/28/16)
 3-PT Field Goals 1 (15 times)
 Free Throws..... 4 (twice)
 Rebounds..... 4 vs. Auburn (12/12/15)
 Assists..... 6 vs. North Texas (1/21/16)
 Blocks..... 1 vs. UNCW (11/25/16)
 Steals 2 (twice)
 Minutes..... 25 vs. South Dakota St. (12/27/15)

SUPERLATIVES

	Season	Career
10+ Point Games	0	4
20+ Point Games	0	0
10+ Rebound Games	0	0
Double-Doubles	0	0

COPELAND GAME-BY-GAME

Date	Opponent	Min	FG	3FG	FT	O-D-T	PF	A	TO	B	S	TP
11/11	Milligan	15	1-3	1-3	0-0	0-0-0	1	3	0	0	0	3
11/15	Murray State	14	1-2	0-1	0-0	0-1-1	1	1	2	0	0	2
11/19	Tennessee State	12	1-2	1-1	0-0	0-1-1	2	1	1	0	0	3
11/22	Toledo	13	2-2	0-0	2-4	0-2-2	1	1	0	0	0	6
11/25	vs. UNC Wilmington	9	0-2	0-0	2-2	0-0-0	0	1	3	1	1	2
11/26	vs. Toledo	5	0-0	0-0	0-0	0-1-1	1	0	0	0	0	0
11/27	vs. Evansville	4	0-0	0-0	0-0	0-1-1	1	1	0	0	0	0
11/30	at Ole Miss					- DNP -						
12/3	at South Alabama	2	0-0	0-0	0-1	0-0-0	1	0	0	0	0	0
12/8	Vanderbilt	2	0-0	0-0	0-0	0-0-0	0	0	0	0	0	0
12/14	at Belmont	2	0-1	0-1	0-0	0-0-0	0	0	0	0	0	0
12/17	at VCU					- DNP -						
12/21	Georgia State	11	1-1	1-1	0-0	0-0-0	0	0	1	0	0	3
1/1	UAB					- DNP -						
1/5	at Rice	4	0-0	0-0	0-0	0-0-0	0	0	0	0	0	0
1/7	at North Texas	4	0-0	0-0	0-0	1-0-1	0	1	1	0	0	0
1/12	Marshall	1	0-0	0-0	0-0	0-0-0	0	0	1	0	0	0
1/14	WKU					- DNP -						
1/19	at FIU	1	0-0	0-0	0-0	0-0-0	0	0	0	0	0	0
1/21	at Florida Atlantic	7	2-4	0-1	1-1	0-0-0	0	1	0	0	1	5
1/26	Southern Miss	3	0-0	0-0	0-0	0-0-0	0	0	0	0	0	0
1/28	LA Tech	4	0-0	0-0	0-0	0-1-1	0	0	1	0	0	0
2/2	at UTSA	3	0-0	0-0	0-0	0-0-0	0	1	0	0	0	0
2/4	at UTEP	3	0-0	0-0	0-0	0-0-0	0	0	0	0	0	0
2/9	Old Dominion					- DNP -						
2/11	Charlotte	3	0-1	0-1	0-0	0-0-0	0	0	0	0	0	0
2/16	at WKU	3	0-0	0-0	0-0	0-0-0	0	1	0	0	0	0
2/18	at Marshall	4	0-0	0-0	0-0	0-0-0	0	0	0	0	0	0
2/26	at UAB	2	0-0	0-0	0-0	0-0-0	0	0	0	0	0	0
3/2	FIU	1	0-0	0-0	0-0	0-0-0	0	0	0	0	0	0
3/4	Florida Atlantic	5	0-0	0-0	0-0	0-1-1	0	0	2	0	0	0
3/9	No. 9 UTSA	7	1-2	0-0	0-0	0-0-0	0	1	0	0	0	2
3/10	No. 4 UTEP	5	1-4	0-1	0-0	0-0-0	0	0	0	0	0	2
3/11	No. 6 Marshall					- DNP -						
3/16	No. 5 Minnesota	3	1-1	0-0	0-0	0-0-0	0	0	0	0	0	2
3/18	No. 4 Butler	2	1-1	1-1	0-0	0-0-0	0	0	0	0	0	3

COPELAND OVERALL CAREER STATS

Year	GP-GS	Min	Avg	FG-A	Pct	3FG-A	Pct	FT-A	Pct	Off-Def-Tot	Avg	PF-FO	A	TO	Blk	Stl	Pts	Avg
2015-16	35-8	524	15.0	66-158	.418	11-46	.239	22-34	.647	2-30-32	0.9	41-0	63	53	0	13	165	4.7
2016-17	30-0	154	5.1	12-26	.462	4-11	.364	5-8	.625	1-8-9	0.3	8-0	13	12	1	2	33	1.1
Total	65-8	678	10.4	78-184	.424	15-57	.263	27-42	.643	3-38-41	0.6	49-0	76	65	1	15	198	3.0

COPELAND C-USA CAREER STATS

Year	GP-GS	Min	Avg	FG-A	Pct	3FG-A	Pct	FT-A	Pct	Off-Def-Tot	Avg	PF-FO	A	TO	Blk	Stl	Pts	Avg
2015-16	18-2	249	13.8	33-77	.429	5-20	.250	9-10	.900	0-13-13	0.7	22-0	32	17	0	4	80	4.4
2016-17	16-0	55	3.2	2-5	.400	0-2	.000	1-1	1.000	1-2-3	0.2	0-0	4	5	0	1	5	0.3
Total	34-2	304	9.0	35-82	.427	5-22	.227	10-11	.909	1-15-16	0.5	22-0	36	21	0	5	85	2.6

25 >> KARL GAMBLE

F // So. // 6-9 // 228

Columbia, S.C. // A.C. Flora HS

GAMBLE NOTEBOOK



SEASON HIGHS

Points..... 10 vs. Milligan (11/11/16)
 Field Goals..... 3 (twice)
 3-PT Field Goals 1 at Florida Atlantic (1/21/17)
 Free Throws..... 4 vs. Milligan (11/11/16)
 Rebounds..... 6 at Florida Atlantic (1/21/17)
 Assists..... 2 vs. Milligan (11/11/16)
 Blocks..... 2 (three times)
 Steals 2 vs. Tennessee State (11/19/16)
 Minutes..... 12 vs. Tennessee State (11/19/16)

CAREER HIGHS

Points..... 10 vs. Milligan (11/11/16)
 Field Goals..... 3 (three times)
 3-PT Field Goals 1 at Florida Atlantic (1/21/17)
 Free Throws..... 4 vs. Milligan (11/11/16)
 Rebounds..... 6 at Florida Atlantic (1/21/17)
 Assists..... 2 vs. Milligan (11/11/16)
 Blocks..... 2 (three times)
 Steals 2 vs. Tennessee State (11/19/16)
 Minutes..... 14 vs. South Alabama (12/5/15)

SUPERLATIVES

	Season	Career
10+ Point Games	1	1
20+ Point Games	0	0
10+ Rebound Games	0	0
Double-Doubles	0	0

- ◆ Had one of his best outings at Florida Atlantic, logging nine points, a team-high and career-high six rebounds and two blocks in just 12 minutes
- ◆ Logged two blocks for the second consecutive game against Toledo
- ◆ Had his first multi-block and multi-steal game of his career in his first ever start against Tennessee State
- ◆ Notched four points and four rebounds in just seven minutes off the bench against Murray State
- ◆ Tallied his first career double-digit outing in the season-opening win against Milligan
- ◆ Came off the bench for five points, two rebounds and two steals against North Alabama
- ◆ Played in 32 games as a true freshman, averaging 0.9 points and 1.1 rebounds in limited action

GAMBLE GAME-BY-GAME

Date	Opponent	Min	FG	3FG	FT	O-D-T	PF	A	TO	B	S	TP
11/11	Milligan	11	3-3	0-0	4-7	1-1-2	1	2	0	1	0	10
11/15	Murray State	8	2-4	0-0	2-2-4	1	1	0	0	0	0	4
11/19	Tennessee State	*12	1-3	0-0	0-2	0-1-1	2	0	0	2	2	2
11/22	Toledo	10	1-4	0-0	0-0	0-1-1	3	0	0	2	0	2
11/25	vs. UNC Wilmington	7	0-0	0-0	2-4	1-0-1	1	0	1	0	0	2
11/26	vs. Toledo	2	0-2	0-0	0-0	0-1-1	3	0	0	0	0	0
11/27	vs. Evansville	10	1-1	0-0	1-1	1-2-3	1	0	0	0	0	3
11/30	at Ole Miss	9	1-4	0-0	0-0	0-2-2	2	0	0	0	0	2
12/3	at South Alabama	2	0-1	0-1	0-0	0-0-0	0	0	0	1	0	0
12/8	Vanderbilt	2	0-1	0-1	1-2	0-0-0	2	0	0	0	0	1
12/14	at Belmont	3	0-0	0-0	0-2	0-0-0	0	0	0	0	0	0
12/17	at VCU				- DNP -							
12/21	Georgia State	5	0-0	0-0	0-0	0-1-1	0	0	0	0	0	0
1/1	UAB	1	0-0	0-0	0-0	0-0-0	0	0	0	0	0	0
1/5	at Rice	1	0-0	0-0	0-0	0-0-0	0	0	0	0	0	0
1/7	at North Texas	4	1-1	0-0	0-0	1-0-1	0	0	0	0	0	2
1/12	Marshall	9	2-4	0-0	0-1	1-2-3	2	0	1	1	1	4
1/14	WKU	1	0-0	0-0	0-0	0-0-0	0	0	1	0	0	0
1/19	at FIU	7	0-1	0-0	0-0	0-0-0	0	0	0	0	1	0
1/21	at Florida Atlantic	12	3-3	1-1	2-2	2-4-6	1	1	0	2	1	9
1/26	Southern Miss	6	0-0	0-0	0-0	0-0-0	0	0	0	1	0	0
1/28	LA Tech	0+	0-0	0-0	0-0	0-0-0	0	0	0	0	0	0
2/2	at UTSA	3	0-0	0-0	0-0	0-0-0	1	0	1	0	0	0
2/4	at UTEP	2	0-0	0-0	0-0	0-1-1	0	0	0	0	0	0
2/9	Old Dominion	5	0-0	0-0	0-0	0-1-1	1	0	0	0	0	0
2/11	Charlotte	2	0-0	0-0	0-0	0-1-1	0	0	0	1	0	0
2/16	at WKU	3	1-2	0-0	0-0	0-0-0	0	0	0	0	0	2
2/18	at Marshall	8	1-4	0-0	0-0	1-3-4	0	0	0	0	0	2
2/26	at UAB	6	1-1	0-0	0-0	1-0-1	0	1	0	0	0	2
3/2	FIU				- DNP -							
3/4	Florida Atlantic	3	0-1	0-1	0-0	0-1-1	0	0	0	0	1	0
3/9	No. 9 UTSA				- DNP -							
3/10	No. 4 UTEP	2	0-0	0-0	0-0	0-1-1	0	0	0	0	0	2
3/11	No. 6 Marshall				- DNP -							
3/16	No. 5 Minnesota				- DNP -							
3/18	No. 4 Butler				- DNP -							

GAMBLE OVERALL CAREER STATS

Year	GP-GS	Min	Avg	FG-A	Pct	3FG-A	Pct	FT-A	Pct	Off-Def-Tot	Avg	PF-FO	A	TO	Blk	Stl	Pts	Avg
2015-16	32-0	136	4.3	10-30	.333	0-0	.000	10-23	.435	13-21-34	1.1	28-0	0	8	5	1	30	0.9
2016-17	30-1	156	5.2	18-40	.450	1-4	.250	10-21	.476	11-25-36	1.2	21-0	6	3	11	6	47	1.6
Total	62-1	292	4.7	28-70	.400	1-4	.250	20-44	.455	24-46-70	1.1	49-0	6	11	16	7	77	1.2

GAMBLE C-USA CAREER STATS

Year	GP-GS	Min	Avg	FG-A	Pct	3FG-A	Pct	FT-A	Pct	Off-Def-Tot	Avg	PF-FO	A	TO	Blk	Stl	Pts	Avg
2015-16	16-0	59	3.7	7-15	.467	0-0	.000	6-12	.500	7-9-16	1.0	13-0	0	2	1	0	20	1.3
2016-17	17-0	73	4.3	9-17	.529	1-2	.500	2-3	.667	6-13-19	1.1	5-0	3	2	5	4	21	1.2
Total	33-0	132	4.0	16-32	.500	1-2	.500	8-15	.533	13-22-35	1.1	18-0	3	4	6	4	41	1.2

30 >> REGGIE UPSHAW

F // Sr. // 6-8 // 228

Chattanooga, Tenn. // Baylor School

UPSHAW NOTEBOOK



SEASON HIGHS

Points..... 34 vs. UAB (1/1/17)
 Field Goals..... 11 vs. UAB (1/1/17)
 3-PT Field Goals 4 vs. UAB (1/1/17)
 Free Throws..... 8 vs. UAB (1/1/17)
 Rebounds..... 13 vs. Milligan (11/11/16)
 Assists..... 8 vs. Ole Miss (11/30/16)
 Blocks..... 3 (twice)
 Steals 4 vs. UAB (1/1/17)
 Minutes..... 39 vs. Toledo (11/26/16)

CAREER HIGHS

Points..... 34 vs. UAB (1/1/17)
 Field Goals..... 13 vs. Trevecca (12/30/15)
 3-PT Field Goals 4 vs. UAB (1/1/17)
 Free Throws..... 9 at UTEP (1/31/15)
 Rebounds..... 13 (five times)
 Assists..... 8 vs. Ole Miss (11/30/16)
 Blocks..... 3 (11 times)
 Steals 4 (three times)
 Minutes..... 48 at UAB (2/28/15)

SUPERLATIVES

	Season	Career
10+ Point Games	31	86
20+ Point Games	5	13
10+ Rebound Games	5	25
Double-Doubles	5	19

- Tallied 12 points and four rebounds against Butler
- Had game highs in points (19) and rebounds (9) in First Round game against Minnesota
- Logged 15 points and eight boards in the C-USA title game
- Led MT with 18 points and eight boards against UTEP
- Notched 21 points and six rebounds in a Conference USA semifinal win against UTSA
- Tallied his 19th career double-double with 11 points and 10 boards on Senior Day against Florida Atlantic
- Led MT with 19 points, six rebounds, three assists, two steals and one block in win at UAB
- Logged his 18th career double-double in school record 106th career start at WKU
- Totaled 14 points and nine boards against LA Tech
- Notched his 17th career double-double against WKU
- Had 14 points, five boards, three assists, two steals and a block at North Texas
- Led MT in points (20) and rebounds (7) at Rice, notching his second-straight game of 20-plus points
- Tallied a career-high 34 points and added nine rebounds and four steals while going 11-of-16 from the field, 8-of-11 from the free throw line and hitting a career best four triples against UAB
- 6-of-8 from the field for 15 points at VCU

- Tallied the 10th 20-point outing of his career at Belmont
- Stuffed the stat sheet with 14 points, six rebounds, five assists and three steals against Vanderbilt
- Had 13 points, seven rebounds, six assists and three steals at South Alabama
- Collected his 16th career double-double with 15 points and 10 rebounds while adding a career-high eight assists at Ole Miss
- Added 33 points to his career point total during the Challenge in Music City to move into the Top 20 at MT
- Scored 16 points against Toledo and notched his 10th career three-block outing
- Tallied 13 points, six rebounds, five assists and two blocks against Tennessee State
- Totaled 15 points and eight rebounds in the Blue Raider win against Murray
- Notched his 15th career double-double with 21 points and 13 rebounds against Milligan
- Started all 35 contests as a junior, averaging 13.7 points per game while leading the team in rebounding (8.5), assists (7.6) and steals (5.1)
- Joined MT's 1,000-point club against Marshall on March 12 in the C-USA semifinals

UPSHAW GAME-BY-GAME


Date	Opponent	Min	FG	3FG	FT	O-D-T	PF	A	TO	B	S	TP
11/11	Milligan	*25	9-11	0-0	3-3	4-9-13	2	4	2	0	1	21
11/15	Murray State	*32	6-12	0-1	3-3	2-6-8	1	3	1	2	1	15
11/19	Tennessee State	*34	4-10	1-4	4-8	3-3-6	5	5	2	2	0	13
11/22	Toledo	*23	6-11	0-2	4-5	1-4-5	2	2	0	3	1	16
11/25	vs. UNC Wilmington	*22	4-5	0-0	4-7	1-3-4	4	1	3	1	1	12
11/26	vs. Toledo	*39	2-12	0-2	3-6	2-3-5	2	4	1	0	3	7
11/27	vs. Evansville	*38	5-12	0-3	4-5	1-3-4	4	3	0	2	1	14
11/30	at Ole Miss	*36	6-10	2-3	1-2	3-7-10	3	8	2	0	2	15
12/3	at South Alabama	*37	5-10	1-4	2-4	2-5-7	2	6	2	1	3	13
12/8	Vanderbilt	*35	7-12	0-2	0-2	1-5-6	2	5	1	1	3	14
12/14	at Belmont	*35	8-13	1-4	4-5	3-3-6	3	2	0	1	3	21
12/17	at VCU	*37	6-8	1-1	2-2	3-3-6	3	1	1	0	0	15
12/21	Georgia State	*30	1-3	1-1	2-2	1-3-4	2	0	3	0	0	5
1/1	UAB	*35	11-16	4-8	8-11	2-7-9	2	1	4	0	4	34
1/5	at Rice	*36	7-13	2-3	4-6	4-3-7	3	1	4	0	2	20
1/7	at North Texas	*32	6-14	1-5	1-1	2-3-5	2	3	0	1	2	14
1/12	Marshall	*32	2-10	0-2	1-1	3-4-7	1	4	4	3	1	5
1/14	WKU	*35	8-13	2-4	1-1	5-5-10	0	3	1	0	1	19
1/19	at FIU	*32	4-9	0-2	2-2	3-3-6	3	3	2	1	0	10
1/21	at Florida Atlantic	*23	6-12	1-4	1-3	0-5-5	2	1	0	2	0	14
1/26	Southern Miss	*33	5-6	2-3	0-0	2-5-7	3	1	1	1	3	12
1/28	LA Tech	*30	6-16	0-4	2-2	3-6-9	4	0	1	1	0	14
2/2	at UTSA	*34	5-8	0-2	1-2	0-7-7	1	1	1	1	0	11
2/4	at UTEP	*23	0-3	0-2	0-2	0-1-1	5	2	2	1	0	0
2/9	Old Dominion	*35	7-13	2-6	2-2	2-2-4	2	3	1	0	0	18
2/11	Charlotte	*30	5-10	1-3	3-4	1-7-8	1	1	1	0	0	14
2/16	at WKU	*31	7-11	0-2	5-7	5-6-11	0	3	1	1	1	19
2/18	at Marshall	*22	4-6	0-1	4-4	3-3-6	3	3	1	0	0	12
2/26	at UAB	*37	8-14	3-4	0-0	3-3-6	2	3	1	1	2	19
3/2	FIU	*32	3-8	0-0	5-6	2-6-8	4	1	3	1	1	11
3/4	Florida Atlantic	*32	4-9	0-2	3-3	2-8-10	2	1	0	0	0	11
3/9	No. 9 UTSA	*30	9-14	1-3	2-4	2-4-6	1	2	0	1	1	21
3/10	No. 4 UTEP	*28	6-11	3-5	3-3	1-7-8	2	0	1	1	1	18
3/11	No. 6 Marshall	*36	5-11	1-3	4-4	1-7-8	1	2	3	2	1	15
3/16	No. 5 Minnesota	*35	7-13	1-3	4-5	4-5-9	2	1	0	0	0	19
3/18	No. 4 Butler	*35	5-10	2-6	0-0	2-2-4	3	1	5	0	1	12

UPSHAW OVERALL CAREER STATS

Year	GP-GS	Min	Avg	FG-A	Pct	3FG-A	Pct	FT-A	Pct	Off-Def-Tot	Avg	PF-FO	A	TO	Blk	Stl	Pts	Avg
2013-14	33-20	676	20.5	83-181	.459	12-42	.286	32-62	.516	38-78-116	3.5	73-0	39	29	15	25	210	6.4
2014-15	36-24	1048	29.1	131-298	.440	15-52	.288	81-125	.648	68-183-251	7.0	81-3	57	65	35	35	358	9.9
2015-16	35-35	1090	31.1	185-372	.497	27-71	.380	83-168	.494	103-195-298	8.5	81-0	76	64	29	51	480	13.7
2016-17	36-36	1151	32.0	199-379	.525	33-104	.317	92-127	.724	79-166-245	6.8	81-2	85	55	31	40	523	14.5
TOTAL	140-115	3965	28.3	598-1230	.486	87-269	.323	288-482	.598	288-622-910	6.5	316-5	257	213	110	151	1571	11.2

UPSHAW C-USA CAREER STATS

Year	GP-GS	Min	Avg	FG-A	Pct	3FG-A	Pct	FT-A	Pct	Off-Def-Tot	Avg	PF-FO	A	TO	Blk	Stl	Pts	Avg
2013-14	16-15	340	21.3	38-77	.494	6-18	.333	15-30	.500	17-32-49	3.1	36-0	21	17	8	18	97	6.1
2014-15	18-11	539	29.9	73-155	.471	11-31	.355	50-69	.725	32-101-133	7.4	37-2	30	33	17	17	207	11.5
2015-16	18-18	568	31.6	89-192	.464	16-41	.390	44-91	.484	55-107-162	9.0	36-0	41	30	15	29	238	13.2
2016-17	18-18	564	31.3	98-191	.513	18-57	.316	43-57	.754	42-84-126	7.0	40-1	35	28	14	17	257	14.3
TOTAL	70-62	2011	28.7	298-615	.485	51-147	.347	152-247	.615	146-324-470	6.7	149-3	127	108	54	81	799	11.4



31 >> STEPHEN STRACHAN

G // R-Jr. // 6-2 // 200

Nassau, Bahamas // Moberly Area CC // Potters House Christian Academy

STRACHAN NOTEBOOK

- ◆ Logged his first career points and first career rebound in the win at WKU
- ◆ Missed time after seeing the floor in the opener due to a knee injury
- ◆ Redshirted in 2015-16 after transferring from Moberly Area CC

SEASON HIGHS

Points.....2 at WKU (2/16/17)
 Field Goals.....
 3-PT Field Goals
 Free Throws.....2 at WKU (2/16/17)
 Rebounds.....1 at WKU (2/16/17)
 Assists.....
 Blocks.....
 Steals.....
 Minutes..... 4 vs. Milligan (11/11/16)

CAREER HIGHS

Points.....2 at WKU (2/16/17)
 Field Goals.....
 3-PT Field Goals
 Free Throws.....2 at WKU (2/16/17)
 Rebounds.....1 at WKU (2/16/17)
 Assists.....
 Blocks.....
 Steals.....
 Minutes..... 4 vs. Milligan (11/11/16)

SUPERLATIVES

	Season	Career
10+ Point Games	0	0
20+ Point Games	0	0
10+ Rebound Games	0	0
Double-Doubles	0	0

STRACHAN GAME-BY-GAME

Date	Opponent	Min	FG	3FG	FT	O-D-T	PF	A	TO	B	S	TP
11/11	Milligan	4	0-0	0-0	0-0	0-0-0	0	0	0	0	0	0
11/15	Murray State					- DNP -						
11/19	Tennessee State					- DNP -						
11/22	Toledo					- DNP -						
11/25	vs. UNC Wilmington					- DNP -						
11/26	vs. Toledo					- DNP -						
11/27	vs. Evansville					- DNP -						
11/30	at Ole Miss					- DNP -						
12/3	at South Alabama					- DNP -						
12/8	Vanderbilt					- DNP -						
12/14	at Belmont					- DNP -						
12/17	at VCU					- DNP -						
12/21	Georgia State					- DNP -						
1/1	UAB					- DNP -						
1/5	at Rice					- DNP -						
1/7	at North Texas					- DNP -						
1/12	Marshall	1	0-0	0-0	0-0	0-0-0	1	0	0	0	0	0
1/14	WKU					- DNP -						
1/19	at FIU					- DNP -						
1/21	at Florida Atlantic	1	0-0	0-0	0-0	0-0-0	0	0	0	0	0	0
1/26	Southern Miss					- DNP -						
1/28	LA Tech					- DNP -						
2/2	at UTSA					- DNP -						
2/4	at UTEP					- DNP -						
2/9	Old Dominion					- DNP -						
2/11	Charlotte	0+	0-0	0-0	0-0	0-0-0	0	0	0	0	0	0
2/16	at WKU	1	0-0	0-0	2-2	0-1-1	0	0	0	0	0	2
2/18	at Marshall					- DNP -						
2/26	at UAB					- DNP -						
3/2	FIU					- DNP -						
3/4	Florida Atlantic	1	0-0	0-0	0-0	0-0-0	0	0	0	0	0	0
3/9	No. 9 UTSA					- DNP -						
3/10	No. 4 UTEP					- DNP -						
3/11	No. 6 Marshall					- DNP -						
3/16	No. 5 Minnesota					- DNP -						
3/18	No. 4 Butler					- DNP -						

STRACHAN OVERALL CAREER STATS

Year	GP-GS	Min	Avg	FG-A	Pct	3FG-A	Pct	FT-A	Pct	Off-Def-Tot	Avg	PF-FO	A	TO	Blk	Stl	Pts	Avg
2016-17	6-0	8	1.3	0-0	.000	0-0	.000	2-2	1.000	0-1-1	0.2	1-0	0	0	0	0	2	0.3

STRACHAN C-USA CAREER STATS

Year	GP-GS	Min	Avg	FG-A	Pct	3FG-A	Pct	FT-A	Pct	Off-Def-Tot	Avg	PF-FO	A	TO	Blk	Stl	Pts	Avg
2016-17	5-0	4	0.8	0-0	.000	0-0	.000	2-2	1.000	0-1-1	0.2	1-0	0	0	0	0	2	0.4

35 >> DAVION THOMAS

F // Fr. // 6-9 // 208

Columbus, Ga. // Northside HS

THOMAS NOTEBOOK

- ◆ Went 2-of-2 against UNA, totaling five points and two rebounds in just six minutes
- ◆ Scored 17 points per game at Northside HS and added 8.8 rebounds and 4.4 blocks per outing



SEASON HIGHS

Points.....
 Field Goals.....
 3-PT Field Goals.....
 Free Throws.....
 Rebounds.....
 Assists.....
 Blocks.....
 Steals.....
 Minutes.....

CAREER HIGHS

Points.....
 Field Goals.....
 3-PT Field Goals.....
 Free Throws.....
 Rebounds.....
 Assists.....
 Blocks.....
 Steals.....
 Minutes.....

SUPERLATIVES

	Season	Career
10+ Point Games	0	0
20+ Point Games	0	0
10+ Rebound Games	0	0
Double-Doubles	0	0

THOMAS GAME-BY-GAME

Date	Opponent	Min	FG	3FG	FT	O-D-T	PF	A	TO	B	S	TP
11/11	Milligan				- DNP -							
11/15	Murray State				- DNP -							
11/19	Tennessee State				- DNP -							
11/22	Toledo				- DNP -							
11/25	vs. UNC Wilmington				- DNP -							
11/26	vs. Toledo				- DNP -							
11/27	vs. Evansville				- DNP -							
11/30	at Ole Miss				- DNP -							
12/3	at South Alabama				- DNP -							
12/8	Vanderbilt				- DNP -							
12/14	at Belmont				- DNP -							
12/17	at VCU				- DNP -							
12/21	Georgia State				- DNP -							
1/1	UAB				- DNP -							
1/5	at Rice				- DNP -							
1/7	at North Texas				- DNP -							
1/12	Marshall				- DNP -							
1/14	WKU				- DNP -							
1/19	at FIU				- DNP -							
1/21	at Florida Atlantic				- DNP -							
1/26	Southern Miss				- DNP -							
1/28	LA Tech				- DNP -							
2/2	at UTSA				- DNP -							
2/4	at UTEP				- DNP -							
2/9	Old Dominion				- DNP -							
2/11	Charlotte				- DNP -							
2/16	at WKU				- DNP -							
2/18	at Marshall				- DNP -							
2/26	at UAB				- DNP -							
3/2	FIU				- DNP -							
3/4	Florida Atlantic				- DNP -							
3/9	No. 9 UTSA				- DNP -							
3/10	No. 4 UTEP				- DNP -							
3/11	No. 6 Marshall				- DNP -							
3/16	No. 5 Minnesota				- DNP -							
3/18	No. 4 Butler				- DNP -							

THOMAS OVERALL CAREER STATS

Year	GP-GS	Min	Avg	FG-A	Pct	3FG-A	Pct	FT-A	Pct	Off-Def-Tot	Avg	PF-FO	A	TO	Blk	Stl	Pts	Avg
2016-17	0-0	0	0.0	0-0	.000	0-0	.000	0-0	.000	0-0-0	0.0	0-0	0	0	0	0	0	0.0

THOMAS C-USA CAREER STATS

Year	GP-GS	Min	Avg	FG-A	Pct	3FG-A	Pct	FT-A	Pct	Off-Def-Tot	Avg	PF-FO	A	TO	Blk	Stl	Pts	Avg
2016-17	0-0	0	0.0	0-0	.000	0-0	.000	0-0	.000	0-0-0	0.0	0-0	0	0	0	0	0	0.0

45 >> ALDONIS FOOTE

G/F // Sr. // 6-5 // 213

Peoria, Ill. // Trinity Valley CC // Peoria HS



FOOTE NOTEBOOK

- ◆ Went 3-for-3 for six points in just nine minutes off the bench in the C-usa Championship game against Marshall
- ◆ Had a career-high five assists against UTSA in the C-USA Quarterfinals
- ◆ Notched six points, two boards, two assists and a steal in 14 minutes at WKU
- ◆ Collected four points and a season-high five rebounds off the bench against Charlotte
- ◆ Tied his career high with 10 points at FAU and added three rebounds
- ◆ Earned his first career start at Rice
- ◆ Went 2-for-4 and added three rebounds at VCU
- ◆ Totaled a season-high eight points in win at Ole Miss
- ◆ Scored six points and grabbed six rebounds against North Alabama
- ◆ Played in 29 contests as a junior, averaging 2.9 points and 2.1 rebounds in just 8.7 minutes per game
- ◆ Closed out the year averaging 5.4 points and 4.4 rebounds over the last eight games

SEASON HIGHS

Points..... 10 at Florida Atlantic (1/21/17)
 Field Goals..... 4 at Florida Atlantic (1/21/17)
 3-PT Field Goals 1 vs. Minnesota (3/16/17)
 Free Throws..... 2 (six times)
 Rebounds..... 5 vs. Charlotte (2/11/17)
 Assists..... 5 vs. UTSA (3/9/17)
 Blocks..... 1 at Belmont (12/14/16)
 Steals 2 vs. Ole Miss (11/30/16)
 Minutes..... 20 vs. Tennessee State (11/19/16)

CAREER HIGHS

Points..... 10 (twice)
 Field Goals..... 4 (twice)
 3-PT Field Goals 2 (twice)
 Free Throws..... 3 vs. Marshall (3/11/16)
 Rebounds..... 7 at FIU (3/5/16)
 Assists..... 5 vs. UTSA (3/9/17)
 Blocks..... 1 (twice)
 Steals 2 vs. Ole Miss (11/30/16)
 Minutes..... 23 at FIU (3/5/16)

SUPERLATIVES

	Season	Career
10+ Point Games	1	2
20+ Point Games	0	0
10+ Rebound Games	0	0
Double-Doubles	0	0

FOOTE GAME-BY-GAME

Date	Opponent	Min	FG	3FG	FT	O-D-T	PF	A	TO	B	S	TP
11/11	Milligan	9	1-1	0-0	0-2	1-3-4	1	0	3	0	0	2
11/15	Murray State	11	1-2	0-0	2-3	1-1-2	2	0	0	0	0	4
11/19	Tennessee State	20	1-4	0-0	0-1	1-1-2	2	1	1	0	0	2
11/22	Toledo	12	1-7	0-0	0-0	2-0-2	2	0	0	0	1	2
11/25	vs. UNC Wilmington					- DNP -						
11/26	vs. Toledo	2	0-1	0-0	0-0	0-0-0	1	0	0	0	0	0
11/27	vs. Evansville	1	0-0	0-0	0-0	0-0-0	0	0	1	0	0	0
11/30	at Ole Miss	14	3-8	0-0	2-2	1-2-3	2	1	1	0	2	8
12/3	at South Alabama	10	0-1	0-0	0-0	0-1-1	2	0	1	0	0	0
12/8	Vanderbilt	2	0-0	0-0	0-0	0-0-0	2	0	0	0	0	0
12/14	at Belmont	8	1-1	0-0	0-0	0-1-1	2	0	1	1	0	2
12/17	at VCU	16	2-4	0-0	0-1	0-3-3	3	1	0	0	1	4
12/21	Georgia State	10	1-2	0-0	0-1	3-0-3	0	1	0	0	0	2
1/1	UAB					- DNP -						
1/5	at Rice	*6	0-2	0-1	0-0	0-0-0	0	0	0	0	0	0
1/7	at North Texas	4	0-2	0-0	0-0	0-1-1	2	0	1	0	0	0
1/12	Marshall	1	0-0	0-0	0-0	0-0-0	1	0	0	0	0	0
1/14	WKU					- DNP -						
1/19	at FIU	5	0-0	0-0	0-0	0-0-0	1	1	0	0	0	0
1/21	at Florida Atlantic	9	4-5	0-0	2-3	2-1-3	1	0	0	0	0	10
1/26	Southern Miss	10	1-3	0-1	0-0	0-0-0	3	0	1	0	1	2
1/28	LA Tech	2	0-0	0-0	0-0	0-0-0	1	0	0	0	0	0
2/2	at UTSA	2	0-2	0-0	0-0	1-0-1	0	0	0	0	0	0
2/4	at UTEP	7	0-1	0-0	0-2	1-1-2	0	1	0	0	0	0
2/9	Old Dominion					- DNP -						
2/11	Charlotte	14	2-5	0-1	0-1	2-3-5	1	1	0	0	1	4
2/16	at WKU	14	2-3	0-0	2-2	0-2-2	1	2	0	0	1	6
2/18	at Marshall					- DNP -						
2/26	at UAB	4	1-1	0-0	0-0	0-0-0	2	0	0	0	0	2
3/2	FIU	1	0-0	0-0	0-0	0-0-0	0	0	1	0	0	0
3/4	Florida Atlantic	*9	1-2	0-0	2-2	1-1-2	3	0	0	0	0	4
3/9	No. 9 UTSA	16	1-1	0-0	0-0	0-1-1	1	5	0	0	0	2
3/10	No. 4 UTEP	14	1-3	0-0	0-0	0-0-0	1	4	1	0	0	2
3/11	No. 6 Marshall	9	3-3	0-0	0-0	2-1-3	3	1	1	0	0	6
3/16	No. 5 Minnesota	6	1-3	1-1	2-2	0-0-0	1	0	2	0	0	5
3/18	No. 4 Butler	8	0-2	0-1	0-0	0-0-0	1	0	0	0	0	0

FOOTE OVERALL CAREER STATS

Year	GP-GS	Min	Avg	FG-A	Pct	3FG-A	Pct	FT-A	Pct	Off-Def-Tot	Avg	PF-FO	A	TO	Blk	Stl	Pts	Avg
2015-16	29-0	253	8.7	34-70	.486	4-11	.364	13-23	.565	17-45-62	2.1	47-1	13	15	1	11	85	2.9
2016-17	31-2	256	8.3	28-69	.406	1-5	.200	12-22	.545	18-23-41	1.3	41-0	19	15	1	7	69	2.2
TOTAL	60-2	509	8.5	62-139	.446	5-16	.313	25-45	.556	35-68-103	1.7	88-1	32	30	2	18	154	2.6

FOOTE C-USA CAREER STATS

Year	GP-GS	Min	Avg	FG-A	Pct	3FG-A	Pct	FT-A	Pct	Off-Def-Tot	Avg	PF-FO	A	TO	Blk	Stl	Pts	Avg
2015-16	15-0	138	9.2	20-38	.526	4-8	.500	4-12	.333	10-27-37	2.5	26-1	6	10	1	5	48	3.2
2016-17	14-2	88	6.3	11-26	.423	0-3	.000	6-10	.600	7-9-16	1.1	16-0	5	3	0	3	28	2.0
TOTAL	29-2	226	7.8	31-64	.484	4-11	.364	10-22	.455	17-36-53	1.8	42-1	11	13	1	8	76	2.6



Official Basketball Box Score -- Game Totals -- Final Statistics
Old Dominion vs Middle Tennessee
2/9/17 7:04 p.m. at Murfreesboro, Tenn.



Official Basketball Box Score -- Game Totals -- Final Statistics
Charlotte vs Middle Tennessee
2/11/17 5:00 p.m. at Murfreesboro, Tenn.



Old Dominion 51 • 14-10, 7-5

Table with columns: #, Player, Total FG-FGA, 3-Ptr FG-FGA, FT-FTA, Rebounds (Off, Def, Tot), PF, TP, A TO, Blk, Stl, Min. Includes player stats for Taylor, Stith, Baker, etc.

FG % 1st Half: 7-24 29.2% 2nd half: 13-25 52.0% Game: 20-49 40.8% Deadball Rebounds 2
3FG % 1st Half: 2-8 25.0% 2nd half: 1-7 14.3% Game: 3-15 20.0%
FT % 1st Half: 5-7 71.4% 2nd half: 3-4 75.0% Game: 8-11 72.7%

Middle Tennessee 64 • 21-4, 11-1

Table with columns: #, Player, Total FG-FGA, 3-Ptr FG-FGA, FT-FTA, Rebounds (Off, Def, Tot), PF, TP, A TO, Blk, Stl, Min. Includes player stats for Williams, Upshaw, DIXON, etc.

FG % 1st Half: 10-27 37.0% 2nd half: 12-25 48.0% Game: 22-52 42.3% Deadball Rebounds 1
3FG % 1st Half: 5-11 45.5% 2nd half: 4-11 36.4% Game: 9-22 40.9%
FT % 1st Half: 7-8 87.5% 2nd half: 4-4 100.0% Game: 11-12 91.7%

Officials: Kipp Kissinger, Antonio Petty, Les Jones
Technical fouls: Old Dominion-None. Middle Tennessee-None.
Attendance: 6209

Score by periods table with columns: 1st, 2nd, Total. Middle Tennessee scores: 21, 30, 51.

Points in paint, Off T/O, 2nd Chance, Fast Break, Bench. Middle Tennessee: 18, 13, 0, 2, 13.

Last FG - ODU 2nd-01:04, MT 2nd-03:50.
Largest lead - ODU None, MT by 18 2nd-03:05.
ODU led for 00:00. MT led for 39:20. Game was tied for 00:40.

Score tied - 1 time.
Lead changed - 0 times.

Charlotte 55 • 11-13, 5-8

Table with columns: #, Player, Total FG-FGA, 3-Ptr FG-FGA, FT-FTA, Rebounds (Off, Def, Tot), PF, TP, A TO, Blk, Stl, Min. Includes player stats for Garvin, Ajujwa, Ogbueze, etc.

FG % 1st Half: 10-25 40.0% 2nd half: 10-27 37.0% Game: 20-52 38.5% Deadball Rebounds 2
3FG % 1st Half: 1-8 12.5% 2nd half: 2-9 22.2% Game: 3-17 17.6%
FT % 1st Half: 3-5 60.0% 2nd half: 9-15 60.0% Game: 12-20 60.0%

Middle Tennessee 70 • 22-4, 12-1

Table with columns: #, Player, Total FG-FGA, 3-Ptr FG-FGA, FT-FTA, Rebounds (Off, Def, Tot), PF, TP, A TO, Blk, Stl, Min. Includes player stats for Williams, Upshaw, DIXON, etc.

FG % 1st Half: 13-30 43.3% 2nd half: 16-34 47.1% Game: 29-64 45.3% Deadball Rebounds 1
3FG % 1st Half: 2-7 28.6% 2nd half: 1-8 12.5% Game: 3-15 20.0%
FT % 1st Half: 5-7 71.4% 2nd half: 4-6 66.7% Game: 9-13 69.2%

Officials: John St. Clair, Craig Murley, Andy Nagy
Technical fouls: Charlotte-None. Middle Tennessee-None.
Attendance: 5720

Score by periods table with columns: 1st, 2nd, Total. Charlotte scores: 24, 31, 55.

Points in paint, Off T/O, 2nd Chance, Fast Break, Bench. Charlotte: 34, 15, 11, 6, 9.

Last FG - CHA 2nd-01:19, MT 2nd-01:36.
Largest lead - CHA by 8 1st-15:08, MT by 20 2nd-03:01.
CHA led for 08:52. MT led for 27:20. Game was tied for 03:48.

Score tied - 2 times.
Lead changed - 4 times.



Official Basketball Box Score -- Game Totals -- Final Statistics
Middle Tennessee vs WKU
02/16/17 8:10 p.m. CT at Bowling Green, Ky. (E.A. Diddle Arena)



Official Basketball Box Score -- Game Totals -- Final Statistics
Middle Tennessee vs Marshall
2/18/17 6:00 p.m. at Huntington, W.Va.



Middle Tennessee 78 • 23-4 (13-1)

Table with columns: #, Player, Total FG-FGA, 3-Ptr FG-FGA, FT-FTA, Rebounds (Off, Def, Tot), PF, TP, A TO, Blk, Stl, Min. Includes player stats for Williams, Upshaw, DIXON, etc.

FG % 1st Half: 14-31 45.2% 2nd half: 17-27 63.0% Game: 31-58 53.4% Deadball Rebounds 1
3FG % 1st Half: 3-9 33.3% 2nd half: 4-8 50.0% Game: 7-17 41.2%
FT % 1st Half: 1-2 50.0% 2nd half: 8-9 88.9% Game: 9-11 81.8%

WKU 52 • 12-14 (6-7)

Table with columns: #, Player, Total FG-FGA, 3-Ptr FG-FGA, FT-FTA, Rebounds (Off, Def, Tot), PF, TP, A TO, Blk, Stl, Min. Includes player stats for Johnson, Waters, Lomomba, etc.

FG % 1st Half: 7-25 28.0% 2nd half: 10-21 47.6% Game: 17-46 37.0% Deadball Rebounds 2
3FG % 1st Half: 2-6 33.3% 2nd half: 7-13 53.8% Game: 9-19 47.4%
FT % 1st Half: 2-4 50.0% 2nd half: 7-11 63.6% Game: 9-15 60.0%

Officials: James Breeding, Don Dally, Roger Ayers
Technical fouls: Middle Tennessee-None. WKU-None.
Attendance: 4385

Score by periods table with columns: 1st, 2nd, Total. Middle Tennessee scores: 32, 46, 78.

Points in paint, Off T/O, 2nd Chance, Fast Break, Bench. Middle Tennessee: 18, 34, 52.

Last FG - MT 2nd-00:56, WKU 2nd-00:44.
Largest lead - MT by 32 2nd-06:52, WKU by 3 1st-17:35.
MT led for 35:46. WKU led for 02:58. Game was tied for 01:16.

Score tied - 0 times.
Lead changed - 1 time.

Middle Tennessee 97 • 24-4, 14-1

Table with columns: #, Player, Total FG-FGA, 3-Ptr FG-FGA, FT-FTA, Rebounds (Off, Def, Tot), PF, TP, A TO, Blk, Stl, Min. Includes player stats for Williams, Upshaw, DIXON, etc.

FG % 1st Half: 20-34 58.8% 2nd half: 14-31 45.2% Game: 34-65 52.3% Deadball Rebounds 0
3FG % 1st Half: 3-8 37.5% 2nd half: 3-8 37.5% Game: 6-16 37.5%
FT % 1st Half: 4-4 100.0% 2nd half: 19-22 86.4% Game: 23-26 88.5%

Marshall 86 • 15-12, 8-6

Table with columns: #, Player, Total FG-FGA, 3-Ptr FG-FGA, FT-FTA, Rebounds (Off, Def, Tot), PF, TP, A TO, Blk, Stl, Min. Includes player stats for Thompson, Taylor, Browning, etc.

FG % 1st Half: 7-26 26.9% 2nd half: 22-38 57.9% Game: 29-64 45.3% Deadball Rebounds 3
3FG % 1st Half: 1-11 9.1% 2nd half: 6-13 46.2% Game: 7-24 29.2%
FT % 1st Half: 11-13 84.6% 2nd half: 10-13 76.9% Game: 21-26 80.8%

Officials: Zelton Steed, Jason Baker and Jon Campbell
Technical fouls: Middle Tennessee-TEAM. Marshall-None.
Attendance: 7620

Score by periods table with columns: 1st, 2nd, Total. Marshall scores: 26, 60, 86.

Points in paint, Off T/O, 2nd Chance, Fast Break, Bench. Marshall: 42, 17, 10, 6, 31.

Last FG - MT 2nd-00:01, MAR 2nd-00:03.
Largest lead - MT by 26 1st-06:34, MAR by 3 1st-19:40.
MT led for 38:50. MAR led for 00:26. Game was tied for 00:44.

Score tied - 2 times.
Lead changed - 1 time.



UTEP 56 • 15-17

Player stats table for UTEP vs Middle Tennessee. Columns include Player, FG-FGA, 3-Ptr FG-FGA, FT-FTA, Rebounds (Off, Def, Tot), PF, TP, A, TO, Blk, Stl, Min.

FG % 1st Half: 9-21 42.9% 2nd half: 11-30 36.7% Game: 20-51 39.2%
3FG % 1st Half: 1-3 33.3% 2nd half: 1-7 14.3% Game: 2-10 20.0%
FT % 1st Half: 4-5 80.0% 2nd half: 10-15 66.7% Game: 14-20 70.0%

Middle Tennessee 82 • 29-4

Player stats table for Middle Tennessee vs UTEP. Columns include Player, FG-FGA, 3-Ptr FG-FGA, FT-FTA, Rebounds (Off, Def, Tot), PF, TP, A, TO, Blk, Stl, Min.

FG % 1st Half: 13-31 41.9% 2nd half: 14-30 46.7% Game: 27-61 44.3%
3FG % 1st Half: 5-11 45.5% 2nd half: 3-10 30.0% Game: 8-21 38.1%
FT % 1st Half: 6-7 85.7% 2nd half: 14-19 73.7% Game: 20-26 76.9%

Officials: Gerry Pollard, Kelly Self, Rick Crawford
Technical fouls: UTEP-None. Middle Tennessee-None.
Attendance: 3299
F1 on MTSU #20 Potts at 8:17 in the 2nd half
MTSU advances to the finals (Game 11)

Score by periods table for UTEP vs Middle Tennessee. Columns: 1st, 2nd, Total.

Last FG - UTEP 2nd-01:16, MT 2nd-02:47.
Largest lead - UTEP by 2 1st-19:19, MT by 29 2nd-01:32.
UTEP led for 00:34. MT led for 37:45. Game was tied for 01:41.

Score tied - 1 time.
Lead changed - 1 time.

Marshall 72 • 20-15

Player stats table for Marshall vs Middle Tennessee. Columns include Player, FG-FGA, 3-Ptr FG-FGA, FT-FTA, Rebounds (Off, Def, Tot), PF, TP, A, TO, Blk, Stl, Min.

FG % 1st Half: 13-29 44.8% 2nd half: 14-40 35.0% Game: 27-69 39.1%
3FG % 1st Half: 2-12 16.7% 2nd half: 8-20 40.0% Game: 10-32 31.3%
FT % 1st Half: 4-6 66.7% 2nd half: 4-6 66.7% Game: 8-12 66.7%

Middle Tennessee 83 • 30-4

Player stats table for Middle Tennessee vs Marshall. Columns include Player, FG-FGA, 3-Ptr FG-FGA, FT-FTA, Rebounds (Off, Def, Tot), PF, TP, A, TO, Blk, Stl, Min.

FG % 1st Half: 16-28 57.1% 2nd half: 14-28 50.0% Game: 30-56 53.6%
3FG % 1st Half: 3-5 60.0% 2nd half: 1-9 11.1% Game: 4-14 28.6%
FT % 1st Half: 5-11 45.5% 2nd half: 14-16 87.5% Game: 19-27 70.4%

Officials: Gary Maxwell, Gerry Pollard, Rick Crawford
Technical fouls: Marshall-TEAM. Middle Tennessee-None.
Attendance: 3956

Score by periods table for Middle Tennessee vs Marshall. Columns: 1st, 2nd, Total.

Last FG - MARSHALL 2nd-00:01, MT 2nd-00:05.
Largest lead - MARSHALL None, MT by 14 2nd-04:48.
MARSHALL led for 00:00. MT led for 39:07. Game was tied for 00:53.
Score tied - 0 times.
Lead changed - 0 times.



Middle Tennessee 81 • 31-4

Player stats table for Middle Tennessee vs Minnesota. Columns include Player, FG-FGA, 3-Ptr FG-FGA, FT-FTA, Rebounds (Off, Def, Tot), PF, TP, A, TO, Blk, Stl, Min.

FG % 1st Half: 15-30 50.0% 2nd half: 13-28 46.4% Game: 28-58 48.3%
3FG % 1st Half: 3-7 42.9% 2nd half: 4-6 66.7% Game: 7-13 53.8%
FT % 1st Half: 4-7 57.1% 2nd half: 14-20 70.0% Game: 18-27 66.7%

Minnesota 72 • 24-10

Player stats table for Minnesota vs Middle Tennessee. Columns include Player, FG-FGA, 3-Ptr FG-FGA, FT-FTA, Rebounds (Off, Def, Tot), PF, TP, A, TO, Blk, Stl, Min.

FG % 1st Half: 10-26 38.5% 2nd half: 14-26 53.8% Game: 24-52 46.2%
3FG % 1st Half: 3-13 23.1% 2nd half: 3-8 37.5% Game: 6-21 28.6%
FT % 1st Half: 8-11 72.7% 2nd half: 10-10 100.0% Game: 18-21 85.7%

Officials: James Breeding, Tony Greene, Kelly Self
Technical fouls: Middle Tennessee-None. Minnesota-TEAM.
Attendance: 17303
NCAA Tournament First Round

Score by periods table for Middle Tennessee vs Minnesota. Columns: 1st, 2nd, Total.

Last FG - MT 2nd-01:38, MINN 2nd-00:09.
Largest lead - MT by 17 2nd-12:36, MINN by 7 1st-16:47.
MT led for 27:17. MINN led for 09:52. Game was tied for 02:51.

Score tied - 5 times.
Lead changed - 3 times.

Middle Tennessee 65 • 31-5

Player stats table for Middle Tennessee vs Butler. Columns include Player, FG-FGA, 3-Ptr FG-FGA, FT-FTA, Rebounds (Off, Def, Tot), PF, TP, A, TO, Blk, Stl, Min.

FG % 1st Half: 12-30 40.0% 2nd half: 13-27 48.1% Game: 25-57 43.9%
3FG % 1st Half: 3-11 27.3% 2nd half: 1-8 12.5% Game: 4-19 21.1%
FT % 1st Half: 4-6 66.7% 2nd half: 7-8 87.5% Game: 11-14 78.6%

Butler 74 • 25-8

Player stats table for Butler vs Middle Tennessee. Columns include Player, FG-FGA, 3-Ptr FG-FGA, FT-FTA, Rebounds (Off, Def, Tot), PF, TP, A, TO, Blk, Stl, Min.

FG % 1st Half: 12-24 50.0% 2nd half: 12-23 52.2% Game: 24-47 51.1%
3FG % 1st Half: 6-9 66.7% 2nd half: 2-6 33.3% Game: 8-15 53.3%
FT % 1st Half: 6-9 66.7% 2nd half: 12-14 85.7% Game: 18-23 78.3%

Officials: John Gaffney, Ed Corbett, Michael Irving
Technical fouls: Middle Tennessee-None. Butler-None.
Attendance: 18045
NCAA Tournament Second Round

Score by periods table for Middle Tennessee vs Butler. Columns: 1st, 2nd, Total.

Last FG - MT 2nd-00:57, BUTLER 2nd-01:49.
Largest lead - MT None, BUTLER by 13 1st-04:28.
MT led for 00:00. BUTLER led for 39:01. Game was tied for 00:59.

Score tied - 1 time.
Lead changed - 0 times.

2016-17 >> RADIO/TV ROSTER



Tyrik Dixon
FR ♦ G ♦ 6-1 ♦ 183
Bentonville, Ark.



Brandon Walters
R-JR ♦ F ♦ 6-10 ♦ 262
Chattanooga, Tenn.



Antwain Johnson
SO ♦ G ♦ 6-2 ♦ 194
Malone, Fla.



Xavier Habersham
R-SR ♦ G ♦ 6-6 ♦ 208
Dublin, Ga.



Ed Simpson
JR ♦ G ♦ 6-2 ♦ 195
Ocean Springs, Miss.



Chase Miller
R-FR ♦ G ♦ 6-0 ♦ 178
Dallas, Texas



Giddy Potts
JR ♦ G ♦ 6-2 ♦ 217
Athens, Ala.



JaCorey Williams
R-SR ♦ F ♦ 6-8 ♦ 220
Birmingham, Ala.



Quavius Copeland
JR ♦ G ♦ 6-1 ♦ 178
Greenville, S.C.



Karl Gamble
SO ♦ F ♦ 6-9 ♦ 228
Columbia, S.C.



Reggie Upshaw
SR ♦ F ♦ 6-8 ♦ 228
Chattanooga, Tenn.



Stephen Strachan
R-JR ♦ G ♦ 6-2 ♦ 200
Nassau, Bahamas



Davion Thomas
FR ♦ F ♦ 6-9 ♦ 208
Columbus, Ga.



Aldonis Foote
SR ♦ G/F ♦ 6-5 ♦ 213
Peoria, Ill.



Kermit Davis
Head Coach
15th Season
Mississippi State, 1982



Win Case
Assistant Coach
9th Season
Univ. of Sciences & Arts of
Oklahoma, 1986



Greg Gensing
Assistant Coach
6th Season
Southwest Texas State, 1979



Ronnie Hamilton
Assistant Coach
3rd Season
Duke, 2002



Jarrod Lazarus
Director of Operations
5th Season
Florida State, 2009

NO. 12 MT vs NO. 5 MINNESOTA >> LAST MEETING



Official Basketball Box Score -- Game Totals -- Final Statistics

Minnesota vs Middle Tennessee

3/21/12 6 p.m. CT at Murphy Center - Murfreesboro, Tenn.

Minnesota 78 • 22-14

##	Player	*	Total			3-Ptr			Rebounds			PF	TP	A	TO	Blk	Stl	Min
			FG-FGA	FG-FGA	FT-FTA	FG-FGA	FG-FGA	FT-FTA	Off	Def	Tot							
01	Hollins, Andre	*	7-18	2-5	8-8	2	4	6	4	24	4	2	0	2			36	
11	Coleman, Joe	*	3-6	0-0	1-3	2	4	6	5	7	2	4	0	0			27	
20	Hollins, Austin	*	3-8	2-3	2-3	0	1	1	1	10	2	2	0	2			36	
33	Williams, Rodney	*	8-11	2-3	6-8	1	2	3	1	24	2	1	2	2			36	
55	Eliason, Elliott	*	6-8	0-0	0-0	4	3	7	3	12	1	1	2	2			32	
00	Welch, Julian		0-1	0-0	0-0	0	1	1	3	0	0	1	0	0			13	
13	Ahanmisi, Maverick		0-0	0-0	0-0	0	0	0	0	0	0	2	0	2			4	
23	Armelin, Chip		0-0	0-0	1-2	1	0	1	0	1	0	0	0	0			4	
30	Ingram, Andre		0-3	0-0	0-0	1	3	4	3	0	0	1	1	0			12	
Team						2	2	4										
Totals			27-55	6-11	18-24	13	20	33	20	78	11	15	5	10			200	

FG % 1st Half: 11-24 45.8% 2nd half: 16-31 51.6% Game: 27-55 49.1%
 3FG % 1st Half: 2-5 40.0% 2nd half: 4-6 66.7% Game: 6-11 54.5%
 FT % 1st Half: 4-6 66.7% 2nd half: 14-18 77.8% Game: 18-24 75.0%

Deadball
Rebounds
2

Middle Tennessee 72 • 27-7

##	Player	*	Total			3-Ptr			Rebounds			PF	TP	A	TO	Blk	Stl	Min
			FG-FGA	FG-FGA	FT-FTA	FG-FGA	FG-FGA	FT-FTA	Off	Def	Tot							
01	Dendy, LaRon	*	3-9	0-1	5-8	2	3	5	1	11	1	2	0	1			34	
13	Massey, Bruce	*	3-7	0-0	3-4	0	3	3	4	9	2	3	1	0			31	
14	Knight, Marcos	*	7-14	1-4	4-6	3	6	9	1	19	2	1	0	4			28	
15	Cintron, Raymond	*	5-9	3-5	2-2	0	1	1	2	15	1	3	0	0			23	
30	Sulton, JT	*	2-4	0-0	0-0	2	0	2	3	4	0	3	0	0			25	
03	Gallman, James		0-1	0-1	0-0	0	1	1	1	0	0	0	0	0			12	
12	Jones, Shawn		1-3	0-0	2-2	1	0	1	4	4	0	1	3	0			11	
20	Oden, Jimmy		1-1	0-0	0-0	0	1	1	0	2	2	2	0	2			9	
21	Walker, Torin		2-2	0-0	0-0	0	2	2	1	4	0	0	1	0			8	
24	Hammonds, Kerry		1-3	0-2	2-2	2	1	3	2	4	3	1	0	0			19	
Team						2	1	3										
Totals			25-53	4-13	18-24	12	19	31	19	72	11	17	5	7			200	

FG % 1st Half: 14-25 56.0% 2nd half: 11-28 39.3% Game: 25-53 47.2%
 3FG % 1st Half: 2-3 66.7% 2nd half: 2-10 20.0% Game: 4-13 30.8%
 FT % 1st Half: 2-3 66.7% 2nd half: 16-21 76.2% Game: 18-24 75.0%

Deadball
Rebounds
2

Officials: Doug Shows, Mike Nance, Tony Chiazza
 Technical fouls: Minnesota-None. Middle Tennessee-Dendy, LaRon.
 Attendance: 10521

Score by periods	1st	2nd	Total
Minnesota	28	50	78
Middle Tennessee	32	40	72

	In	Off	2nd	Fast	
Points	Paint	T/O	Chance	Break	Bench
MINN	36	17	16	4	1
MT	32	4	10	2	14

Last FG - MINN 2nd-02:21, MT 2nd-00:07.
 Largest lead - MINN by 9 2nd-02:21, MT by 4 1st-00:53.

Score tied - 5 times.
 Lead changed - 9 times.