

MTSU WOMEN'S BASKETBALL

2023-24 MEDIA GUIDE



#BLUENITED | 



2022-23 WOMEN'S BASKETBALL

CHAMPIONS

REGULAR SEASON AND TOURNAMENT





TABLE OF CONTENTS



Back Row (L-R): Stanislava Kabernick, Iullia Grabovskaia, Jada Grannum, Meioshe Mason and Dora Van Rijs. Middle Row (L-R): Jada Harrison, Sifa Ineza, Jalynn Gregory, Ta'Mia Mason, Gracie Dodgen and Courtney Whitson. Front Row (L-R): Savannah Wheeler, Anastasiia Boldyreva, Zahira Arizmendi Rubio and Gracie Hamby.

GENERAL INFORMATION

Table of Contents	1
Quick Facts	2
2023-24 Schedule	2
Roster Breakdown	3
Media Information.....	4-5
Opponent Information.....	6-7
TV/Photo Roster.....	8

MEET THE LADY RAIDERS

Courtney Whitson.....	10-12
Savannah Wheeler.....	13-14
Anastasiia Boldyreva.....	15-16
Jada Grannum.....	17-18
Jalynn Gregory	19-20
Gracie Dodgen.....	21
Sifa Ineza.....	22
Ta'Mia Scott	23
Gracie Hamby.....	24
Meioshe Mason	25
Iullia Grabovskaia	26
Zahira Arizmendi Rubio	26
Jada Harrison	27
Stanislava Kabernick.....	27
Dora Van Rijs.....	28

COACHES/SUPPORT STAFF

Head Coach, Rick Insell	30-31
Associate Head Coach, Matt Insell	32-33
Assistant Coach, Kim Brewton	34
Assistant Coach, Nina Davis.....	35
Assistant Coach - Director of Analytics, Tom Hodges	36
Assistant Coach - Coord. of WBB Relations, Shaun McKinney.....	37
Support Staff.....	38

2022-23 SEASON IN REVIEW

Season Statistics	40-43
Season Notebook.....	44-47
Game Results	48-56

CAREER STATS & RECORDS

Hall of Fame.....	58-60
All-Time Player Career Stats	61-64
2,000-Point Club.....	65
1,000-Point Club	65-68
Scoring Records	69
Field Goal Records.....	70
3-Point Field Goal Records.....	71

Free Throw Records	72
Rebounding Records	73
Assists Records.....	74
Steals Records	75
Blocks Records	76
Participation Records	77
Team Records.....	88-80
Class Records.....	81
Opponent Records	82
Miscellaneous Records	83-85
Year-by-Year Statistics.....	86

PROGRAM HISTORY

All-Time Letterwinners.....	88
All-Time Jersey Numbers.....	89
Awards & Honors.....	90-92
Coaching History.....	93
All-Americans.....	94
Lady Raiders in the WNBA.....	95
In-Season Tournament Results	96-97
All-Time Teams	98-101
Conference Championships	102
NCAA Tournament History.....	103-108
WNIT History.....	109-112
Post-Season Records	113-114

ALL-TIME RESULTS & SERIES HISTORY

Year-by-Year Results	115-123
All-Time Series History	124-133

THE MURPHY CENTER

Charles M. Murphy Athletic Center.....	134-135
Blue Raider Traditions.....	136-137

MIDDLE TENNESSEE STATE UNIVERSITY

Middle Tennessee State University.....	138
--	-----

CREDITS

Editorial: The 2023-24 Women's Basketball Media Information Guide is a product of the Athletic Communications Office and was written, edited, and designed by Jake Golob.

Mission Statement: The MTSU athletic program promotes excellence in athletics and provides academic and athletic opportunities for every student-athlete, the University, and the community. Building on tradition, the program advances the University's regional and national stature and creates opportunities for innovative partnerships throughout the region. Middle Tennessee State University continually works to maximize human, financial, and physical resources to create and heighten the quality of its sports programs.

A Tennessee Board of Regents University, Middle Tennessee State University is an equal opportunity, nonracially identifiable, educational institution that does not discriminate against individuals with disabilities. 1023-2520-MTSU is an AA/EEO employer



2023-24 SCHEDULE

QUICK FACTS

Location.....Murfreesboro, Tenn.
 Founded1911
 Enrollment.....20, 086
 ColorsRoyal Blue & White
 NicknameBlue Raiders
 Conference.....Conference USA
 Arena.....Murphy Center
 Capacity.....11,520
 PresidentDr. Sidney A. McPhee
 Faculty Athletics Rep.....Dr. Terry Whiteside
 Director of Athletics.....Chris Massaro
 Associate AD/SWA.....Diane Turnham

PROGRAM HISTORY

First Year of Basketball.....1975-1976
 All-Time Record.....998-450 (.689)
 All-Time Conference Record.....539-124 (.815)
 Murphy Center All-Time Record.....503-129 (.795)
CUSA Championships.....6
 Regular Season.....2
 Tournament Titles.....4
NCAA Tournament.....20
 First Round20
 Second Round.....5
 Sweet 16.....0
 Elite 8.....0
 Final Four0
 National Championship Games.....0
WNIT.....8
 Record.....11-8
 All-Americans.....6
 Freshman All-Americans.....2
 Nation's Leading Scorers3
 NCAA.com Starting Five16
 USBWA National Players of the Week3
 USBWA National Freshmen of the Week.....5
 All-Conference Selections79
 All-Conference First-Team Selections49
 Conference Players of the Year10
 Conference Freshman of the Year9
 Conference Newcomers of the Year4
 Conference Defensive Players of the Year8
 Conference Coach of the Year8
 Conference Tournament MVP's.....17
 Conference All-Tournament Team Selections62
 Conference Players of the Week.....130

2022-23 IN REVIEW

Overall Record28-5, 18-2 CUSA
 CUSA FinishChampions
 CUSA Tournament Finish.....Champions
 NCAA Tournament.....First Round

COACHING STAFF

Head CoachRick Insell, 19th season
 Record at MT (years).....433-151/.743 (18)
 Overall Conference Record263-52/.835 (18)
 Associate Head Coach.....Matt Insell, Sixth season
 Assistant Coach.....Kim Brewton, 14th season
 Assistant Coach.....Nina Davis, Fourth season
 Assistant Coach.....Tom Hodges, Second season
 Assistant Coach.....Shaun McKinney, First season
 Administrative Assistant.....Carey Haney
 Strength & Conditioning Coach.....Tessa Grossman
 Athletic TrainerMark Bouwmeester

2023-24 SCHEDULE

Date	Day	Opponent	Site	Time
Oct. 27	Fri.	UT Southern ^(Exh.)	Murfreesboro, Tenn.	6 p.m.
Oct. 30	Mon.	Cumberlands ^(Exh.)	Murfreesboro, Tenn.	6:30 p.m.
Nov. 6	Mon.	Memphis	Murfreesboro, Tenn.	5 p.m.
Nov. 9	Thur.	Florida A&M	Murfreesboro, Tenn.	10:30 a.m.
Nov. 12	Sun.	Princeton	Murfreesboro, Tenn.	1 p.m.
Nov. 18	Sat.	¹ Michigan	Paradise Island, Bahamas	4 p.m.
Nov. 19	Sun.	¹ Battle 4 Atlantis	Paradise Island, Bahamas	1:30 p.m./6:30 p.m.
Nov. 20	Mon.	¹ Battle 4 Atlantis	Paradise Island, Bahamas	TBA
Nov. 26	Sun.	at SIUE	Edwardsville, Ill.	1 p.m.
Nov. 29	Wed.	at Houston	Houston, Texas	7 p.m.
Dec. 3	Sun.	at Belmont	Nashville, Tenn.	2 p.m.
Dec. 6	Wed.	² vs. Tennessee	Huntsville, Ala.	6:30 p.m.
Dec. 10	Sun.	at Tennessee Tech	Cookville, Tenn.	1 p.m.
Dec. 17	Sun.	Stephen F. Austin	Murfreesboro, Tenn.	2 p.m.
Dec. 20	Wed.	NKU	Murfreesboro, Tenn.	6:30 p.m.
Dec. 30	Sat.	at GCU	Phoenix, Ariz.	3 p.m.
Jan. 10	Wed.	* at LA Tech	Ruston, La.	6 p.m.
Jan. 13	Sat.	* at Sam Houston	Huntsville, Texas	2 p.m.
Jan. 18	Thur.	* UTEP	Murfreesboro, Tenn.	6:30 p.m.
Jan. 20	Sat.	* NM State	Murfreesboro, Tenn.	4 p.m.
Jan. 24	Wed.	* at Jax State	Jacksonville, Ala.	6:30 p.m.
Jan. 27	Sat.	* at FIU	Miami, Fla.	12 p.m.
Feb. 3	Sat.	* WKU	Murfreesboro, Tenn.	2 p.m.
Feb. 8	Thur.	* Liberty	Murfreesboro, Tenn.	6:30 p.m.
Feb. 10	Sat.	* FIU	Murfreesboro, Tenn.	1 p.m.
Feb. 15	Thur.	* at NM State	Las Cruces, N.M.	7 p.m.
Feb. 17	Sat.	* at UTEP	El Paso, Texas	3 p.m.
Feb. 21	Wed.	* Jax State	Murfreesboro, Tenn.	6:30 p.m.
Feb. 24	Sat.	* at WKU	Bowling Green, Ky.	11 a.m.
Mar. 2	Sat.	* Sam Houston	Murfreesboro, Tenn.	3 p.m.
Mar. 6	Wed.	* at Liberty	Lynchburg, Va.	6 p.m.
Mar. 9	Sat.	* LA Tech	Murfreesboro, Tenn.	9:30 a.m.
Mar. 12-16		CUSA Championship – Huntsville, Ala.		
Mar. 22-25		NCAA Tournament First & Second Rounds – Campus Site TBD		
Mar. 29-Apr. 1		NCAA Tournament Sweet 16 & Elite 8 – Albany, N.Y. or Portland, Ore.		
Apr. 5		NCAA Tournament Final Four – Cleveland, Ohio		
Apr. 7		NCAA Tournament National Championship – Cleveland, Ohio		

All times Central and subject to change | Home games listed in **BOLD**

* Conference USA Game

1 - Bad Boy Mowers Women's Battle 4 Atlantis in Paradise Island, Bahamas

2 - Played at Propst Arena in Huntville, Alabama



ROSTER BREAKDOWN

NUMERICAL ROSTER

No.	Name	Pos.	Ht.	Yr.	Hometown (Previous School)
0	Sifa Ineza	G	5-11	So.	Musanze, Rwanda (Greenforest Christian Academy)
2	Anastasiia Boldyreva	C	6-6	Jr.	Moscow, Russia (Twice Named Hero of the Soviet Union)
3	Gracie Dodgen	G	5-10	R-So.	Sparta, Tenn. (White County HS)
4	Savannah Wheeler	G	5-6	5Y	Catlettsburg, Ky. (Marshall)
9	Dora Van Rijs	F	6-0	Fr.	Budapest, Hungary (Obudai Arpad Gimnazium)
10	Jalynn Gregory	G	5-8	Jr.	Lafayette, Tenn. (Macon County HS)
12	Gracie Hamby	G	5-8	R-Fr.	Murfreesboro, Tenn. (Blackman HS)
15	Ta'Mia Scott	G	6-0	So.	Clarksville, Tenn. (Clarksville Northwest)
22	Jada Grannum	F	6-3	R-Jr.	Mississauga, Ontario (Lincoln Prep)
23	Jada Harrison	G	5-8	Fr.	Martin, Tenn. (Westview HS)
31	Zahira Arizmendi Rubio	G	5-8	Fr.	Madrid, Spain
33	Courtney Whitson	F	6-0	Gr.	Kingsport, Tenn. (Dobyns-Bennett)
40	Meioshe Mason	C	6-4	R-Fr.	Lebanon, Tenn. (Lebanon HS)
42	Stanislava Kabernick	F	6-1	Fr.	St. Petersburg, Russia (Olympic Reserve School Number 1)
55	Iullia Grabovskaia	C	6-5	So.	Rostov-on-Don, Russia (Rostov Reg. School of Olympic Reserve)

Head Coach: Rick Insell, 19th Season (Middle Tennessee, '77)

Associate Head Coach: Matt Insell, Sixth Season (Middle Tennessee, '07)

Assistant Coach: Kim Brewton, 14th Season (Liberty, '00)

Assistant Coach: Nina Davis, Fourth Season (Baylor, '17)

Assistant Coach - Analytics: Tom Hodges, Second Season (Tennessee Tech, '04)

Assistant Coach - Coord. of WBB Relations: Shaun McKinney, First Season (Michigan State, '18)

ALPHABETICAL ROSTER

Name	Pos.	Ht.	Yr.	Hometown (Previous School)
Arizmendi Rubio, Zahira	G	5-8	Fr.	Madrid, Spain
Boldyreva, Anastasiia	C	6-6	Jr.	Moscow, Russia (Twice Named Hero of the Soviet Union)
Dodgen, Gracie	G	5-10	R-So.	Sparta, Tenn. (White County HS)
Grabovskaia, Iullia	F	6-5	So.	Rostov-on-Don, Russia (Rostov Reg. School of Olympic Reserve)
Grannum, Jada	F	6-3	Sr.	Mississauga, Ontario (Lincoln Prep)
Gregory, Jalynn	G	5-8	Jr.	Lafayette, Tenn. (Macon County HS)
Hamby, Gracie	G	5-8	R-Fr.	Murfreesboro, Tenn. (Blackman HS)
Harrison, Jada	G	5-8	Fr.	Martin, Tenn. (Westview HS)
Ineza, Sifa	G	5-11	So.	Musanze, Rwanda (Greenforest Christian Academy)
Kabernick, Stanislava	F	6-1	Fr.	St. Petersburg, Russia (Olympic Reserve School Number 1)
Mason, Meioshe	C	6-4	R-Fr.	Lebanon, Tenn. (Lebanon HS)
Scott, Ta'Mia	G	6-0	So.	Clarksville, Tenn. (Clarksville Northwest)
Van Rijs, Dora	F	6-0	Fr.	Budapest, Hungary (Obudai Arpad Gimnazium)
Wheeler, Savannah	G	5-6	Sr.	Catlettsburg, Ky. (Marshall)
Whitson, Courtney	F	6-0	Sr.	Kingsport, Tenn. (Dobyns-Bennett)

FIND US ON SOCIAL MEDIA

No.	Name	Nickname	Twitter / X	Instagram
0	Sifa Ineza	Sifa	@SifaIneza	@S_I_F_A__0
2	Anastasiia Boldyreva	Nas	-	@Ana_Bldrv
3	Gracie Dodgen	Dodgen	@GracieDodgen4	@GracieDodgen4
4	Savannah Wheeler	Sav	@SavWheeler4	@SavannahWheeler04
9	Dora Van Rijs	Dora	-	@V.R.Dora
10	Jalynn Gregory	Jay	@GregoryJalynn	@Jalynn_Gregory10
12	Gracie Hamby	Hamby	@GracieHamby10	@GracieHamby
15	Ta'Mia Scott	Mia	@TamiScott2022	@Ta.Mia.S
22	Jada Grannum	-	@JadaJG22	@_JadaGrannum
23	Jada Harrison	-	@Jada1Harrison	@Jada2Harrison
31	Zahira Arizmendi Rubio	Zee	@Zahirarizmendi	@Zahira.Arizmendi
33	Courtney Whitson	Court	@WhitsonCourtney	@Courtney_Whitson22
40	Meioshe Mason	Mush	@lam.Meioshe	@lam.Meioshe
42	Stanislava Kabernick	Stacy	-	@NotStasya
55	Iullia Grabovskaia	Julia	-	@_Incendio_

HOW TO SAY IT

Zahira Arizmendi Rubio	Sy-e-ra Are-es-men-dee
Anastasiia Boldyreva	Anna-stuh-see-uh Bowl-day-ray-uh
Gracie Dodgen	Dodge-in
Iullia Grabovskaia	You-lee-uh Grab-ov-sky
Jada Grannum	Jay-Duh
Jalynn Gregory	Jay-lyn
Jada Harrison	Jay-Duh
Sifa Ineza	See-fuh I-nez-uh
Stanislava Kabernick	Stan-es-lava Kab-e-er-nick
Meioshe Mason	Me-oh-she
Ta'Mia Scott	Tuh-me-uh
Dora Van Rijs	Va Rice
Rick Insell	In-suhl

TEAM BREAKDOWN

Starters Retuning	Anastasiia Boldyreva Jalynn Gregory Savannah Wheeler Courtney Whitson
Other Returners	Gracie Dodgen Jada Grannum Gracie Hamby Meioshe Mason Ta'Mia Scott
Transfers	Sifa Ineza
Incoming Players	Zahira Arizmendi Rubio Iullia Grabovskaia Jada Harrison Stanislava Kabernick Dora Van Rijs

LADY RAIDERS BY STATE

KENTUCKY (1)

Savannah Wheeler



TENNESSEE (7)

Gracie Dodgen, Jalynn Gregory, Gracie Hamby, Jada Harrison, Meioshe Mason, Ta'Mia Scott and Courtney Whitson

INTERNATIONAL LADY RAIDERS



CANADA

Jada Grannum



HUNGARY

Dora Van Rijs



RUSSIA

Anastasiia Boldyreva, Iullia Grabovskaia and Stanislava Kabernick



RWANDA

Sifa Ineza



SPAIN

Zahira Arizmendi Rubio



MEDIA INFORMATION


ATHLETIC COMMUNICATIONS

Assistant Director (WBB Primary Contact)



Jake Golob (Ole Miss, 2020)
Office: (615) 898-5270
Cell: (706) 621-0047
Twitter: @Golob_Jake
E-mail: Jacob.Golob@mtsu.edu

Communications Asst. (WBB Secondary Contact)



Andrew Glover (UT Martin, 2020)
Office: (615) 898-5057
Cell: (732) 592-1749
E-mail: Andrew.Glover@mtsu.edu

Associate AD/Athletic Communications



Mark Owens (Virginia Tech, 1989)
Office: (615) 898-5057
Cell: (615) 631-9520
Twitter: @MarkOwens5
E-mail: Mark.Owens@mtsu.edu

Associate Director



Matt Posey (MTSU, 2017)
Office: (615) 494-8653
Cell: (931) 993-9179
Twitter: @MattPosey
E-mail: Matt.Posey@mtsu.edu

Assistant Director



Thomas Donley (Southern Illinois, 2017)
Office: (615) 904-8115
Cell: (217) 740-2875
Twitter: @Donley_Thomas
E-mail: Thomas.Donley@mtsu.edu

Staff Writer



Sam Doughton (North Carolina 2019)
Office: (615) 898-2378
Cell: (336) 831-6510
Twitter: @SJDoughton
E-mail: Sam.Doughton@mtsu.edu

CONTACT INFORMATION

Athletic Communications Phone....(615) 898-2968
Athletic Communications Fax(615) 898-5626
Press Row Phone.....(615) 898-2807
Basketball Office Phone.....(615) 898-2916
Ticket Office Phone(615) 898-2103
Athletic Department Phone(615)-898-2450
Facebook.....MTSU Women's Basketball
Instagram@MT_WBB
Threads@MT_WBB
TikTok@MT_WBB
Twitter@MT_WBB
Address.....Middle Tennessee
Athletic Communications
1500 Greenland Drive
Murfreesboro, TN 37132

DIRECTIONS TO THE MURPHY CENTER

From Nashville International Airport: Enter Briley Parkway continuing south to the Interstate 24 junction. Take I-24 East to Exit 76; turn left and follow Medical Center Parkway to Memorial Boulevard. Go left on Memorial to Clark Boulevard. Turn right on Clark Boulevard (at BP station). Follow Clark Blvd. (which becomes Middle Tennessee Boulevard) to intersection at Greenland Drive. Turn left on Greenland Drive. Murphy Center is located just to the right.

From Nashville: From I-24 East, take Exit 76; turn left and follow Medical Center Parkway to Memorial Boulevard. Go left on Memorial to Clark Boulevard. Turn right on Clark Boulevard (at BP station). Follow Clark Blvd. (which becomes Middle Tennessee Boulevard) to intersection at Greenland Drive. Turn left on Greenland Drive. Murphy Center is located just to the right.

From Chattanooga: Take I-24 West to Exit 81; follow U.S. Highway 231 North to Middle Tennessee Boulevard to intersection at Greenland Drive. Turn right onto Greenland Drive. The Greenland Drive parking lot is located to the right.

From Knoxville: Take Interstate 40 West to Lebanon and exit onto U.S. Highway 231 South and follow approximately 25 miles to Clark Boulevard in Murfreesboro; turn left on Clark Boulevard. Follow Clark Blvd. (which becomes Middle Tennessee Boulevard) to intersection at Greenland Drive. Turn left on Greenland Drive. Murphy Center is located just to the right.

From Birmingham: Take I-65 North to Highway 96 East Franklin (TN) exit. Follow Highway 96 East to Murfreesboro. Continue east on 96 until Clark Boulevard intersection; turn right on Clark Blvd. (which becomes Middle Tennessee Boulevard) to intersection at Greenland Drive. Turn left on Greenland Drive. Murphy Center is located just to the right.



BLUE RAIDER NETWORK

Middle Tennessee's excellent women's basketball radio coverage took a significant stride in 2007-08 and will continue this season, with the flagship station for the Blue Raiders on WGNS 100.5/101.9 FM or 1450-AM in Murfreesboro.

All Blue Raider women's basketball games may also be heard on the Internet at GoBlueRaiders.com. Video streaming has been added for all Middle Tennessee home games at GoBlueRaiders.com.

Dick Palmer begins his 40th season of calling the play-by-play action for Middle Tennessee basketball and his 16th as the lead announcer for the women's basketball team. Palmer, a 1960 graduate of Middle Tennessee, has been broadcasting sporting events for the past 55 years.

Palmer and his wife, DeLois, have three sons, Richard, Mike and Jon, and two granddaughters, Kaitlyn and Abigail.

He is joined by analyst Kyle Turnham. @MT_WBB

RICK INSELL RADIO SHOW

The Blue Raider Network carries Rick Insell LIVE on WGNS AM-FM and Facebook Live each Monday night from 6:00 to 7:00 PM. This year's show will originate from The Boulevard Bar and Grille in Murfreesboro.



MEDIA INFORMATION

CREDENTIALS

Arrangements for media credentials for the 2023-24 basketball season should be directed to the Athletic Communications office. Requests by accredited media members should be made in an email to Jake Golob (Jacob.Golob@mtsu.edu). Priority issuance of credentials will be given to daily publications and television stations that cover Middle Tennessee basketball on a regular basis. Student publications will be limited to two working credentials and one photo pass, if needed. Other credential requests will be fulfilled on a space-available basis.

EMAIL SERVICE

Basketball releases can be obtained electronically by contacting Jake Golob. The release will be sent as an HTML file. This is a media service ONLY.

PRACTICE COVERAGE

Practices are open to the media. Media wishing to attend practice are encouraged to contact Jake Golob in advance. Team meetings before, during, and after practice are private. Check with the Athletic Communications office for practice times.

MEDIA PARKING

Parking space can be reserved with a request received by Middle Tennessee's Athletics Communications office at least one working day prior to the game. Media parking is located in the Greenland Drive parking lot. Satellite trucks will park on the north side of the Floyd Stadium pressbox and will enter off Middle Tennessee Boulevard just before the Faulkinberry Road entrance.

POSTGAME INTERVIEWS

After a 10-minute cooling off period, requested players and Head Coach Rick Insell will be made available to members of the media. The Lady Raiders locker room is **CLOSED** both at home and on the road. At home, interviews will be conducted in the media room. On the road, requested players and Coach Insell will be brought to a designated area outside the locker room or to the visiting media room.

POSTGAME SERVICES

Complete individual and team statistics, play-by-play, and postgame quotes will be available to the media following each game. One hour prior to tipoff, media packets containing game programs, flipcards, updated stats, and game notes will be distributed in the media working area.

RADIO COVERAGE

Radio broadcast permission must be obtained in advance, along with press row reservations. Middle Tennessee maintains a courtesy line for use by schools who can provide reciprocal arrangements for the Blue Raider Network. A radio station wishing to obtain an ISDN line must contact Steve Prichard, director of telecommunications, at 615-898-2991.

MEDIA WILL-CALL

For members of the media wishing to pick their credential up at media will call, it is located at the second level of the Murphy Center near the Northeast corner.

COACH AND STUDENT-ATHLETE INTERVIEWS

All interviews with Head Coach Rick Insell and student-athletes should be directed through the Middle Tennessee Athletic Communications office. Contact Jake Golob at Jacob.Golob@mtsu.edu.

INTERNET GUIDELINES

The acceptance of media credentials is an acknowledgement of Middle Tennessee's rights to the game and play-by-play coverage and an outlet's agreement to abide by any restrictions Middle Tennessee may place on real-time play-by-play coverage and use of comprehensive game statistics. Failure to abide by these restrictions implemented by MT may result in revocation of press credentials.

Middle Tennessee reserves the right to grant approval for distribution of real-time play-by-play, game-related statistics, and information through the Internet. ("real time" is defined as any online media providing live, continual play-by-play coverage, in-game statistics, digital photographs, or audio or video of an event.)

INTERNET ACCESS

Press row in Murphy Center is equipped with high-speed wireless Internet. Media wishing to utilize the wireless Internet simply need to click on the Internet and use the Guest option located at the bottom of the screen. Ethernet lines are also available.

WEBSITE

All of Middle Tennessee's news releases and statistics, as well as other information pertaining to the Athletic Department, can be accessed at GoBlueRaiders.com. For more in-depth updates during the game, follow @MT_WBB on Twitter.

LOCAL MEDIA INFORMATION

Primary Newspaper.....	Daily News Journal
Sports Writer/Beat Writer	Cecil Joyce
Newspaper.....	Murfreesboro Post
Editor.....	Monte Hale
Newspaper.....	Cannon Courier
Editor.....	Keith Ready
Web Site.....	GoBlueRaiders.com
Beat Writer.....	Sam Doughton
Radio Network...WGNS (100.5/101.9 FM, 1450 AM)	
Radio Play-by-Play	Dick Palmer
Radio Color Commentary	Kyle Turnham

OPPONENT INFORMATION

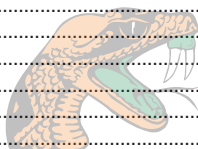
BELMONT

Location..... Nashville, Tenn.
 Colors Blue & Red
 Head Coach Bart Brooks
 2022-23 Record 23-12
 Conference Record 17-3 (MVC)
 Final National Ranking..... NR
 SID Luke Bolanos
 Email..... luke.bolanos@belmont.edu
 Website..... BelmontBruins.com
 Series Record Lady Raiders lead 17-3



FLORIDA A&M

Location..... Tallahassee, Fla.
 Colors Orange & Green
 Head Coach Bridgette Gordon
 2022-23 Record 6-23
 Conference Record 4-14 (SWAC)
 Final National Ranking..... NR
 SID Ty'Rique Sims
 Email..... tyrique.sims@famu.edu
 Website..... FAMUAthletics.com
 Series Record First Meeting



FIU

Location..... Miami, Fla.
 Colors Blue & Gold
 Head Coach Jesyka Burks-Wiley
 2022-23 Record 14-19
 Conference Record 7-13 (CUSA)
 Final National Ranking..... NR
 SID Alex Aguirre
 Email..... aaguirre@fiu.edu
 Website..... FIUSports.com
 Series Record Lady Raiders lead 35-10



GCU

Location..... Phoenix, Ariz.
 Colors Purple & Black
 Head Coach Molly Miller
 2022-23 Record 21-10
 Conference Record 12-6 (WAC)
 Final National Ranking..... NR
 SID Nick Macdonald
 Email..... nick.macdonald1@gcu.edu
 Website..... GCULopes.com
 Series Record First Meeting



HOUSTON

Location..... Houston, Texas
 Colors Scarlet Red
 Head Coach Ronald Hughey
 2022-23 Record 15-16
 Conference Record 10-5 (AAC)
 Final National Ranking..... NR
 SID Fletcher Like
 Email..... flike@central.uh.edu
 Website..... UHCougars.com
 Series Record Houston leads 5-4



JAX STATE

Location..... Jacksonville, Ala.
 Colors Red
 Head Coach Rick Pietri
 2022-23 Record 16-14
 Conference Record 9-9 (OVC)
 Final National Ranking..... NR
 SID Logan Maddox
 Email..... lmaddox2@jsu.edu
 Website..... JaxStateSports.com
 Series Record First Meeting



LIBERTY

Location..... Lynchburg, Va.
 Colors Red & Blue
 Head Coach Carey Green
 2022-23 Record 24-9
 Conference Record 16-2 (ASUN)
 Final National Ranking..... NR
 SID Paul Carmany
 Email..... pjcarmany@liberty.edu
 Website..... LibertyFlames.com
 Series Record First Meeting




LA TECH

Location..... Ruston, La.
 Colors Red & Blue
 Head Coach Brooke Stoehr
 2022-23 Record 19-13
 Conference Record 12-8 (CUSA)
 Final National Ranking..... NR
 SID Kevin Albarez
 Email..... kalvarez@latech.edu
 Website..... LATechSports.com
 Series Record Lady Raiders lead 10-7



MEMPHIS

Location..... Memphis, Tenn.
 Colors Blue & Grey
 Head Coach Alex Simmons
 2022-23 Record 22-11
 Conference Record 11-4 (AAC)
 Final National Ranking..... NR
 SID Claire Johnson
 Email..... claire.johnson@memphis.edu
 Website..... GoTigersGo.com
 Series Record Lady Raiders lead 10-8



MICHIGAN

Location..... Ann Arbor, Mich.
 Colors Maize & Blue
 Head Coach Kim Barnes Arico
 2022-23 Record 23-10
 Conference Record 11-7 (Big 10)
 Final National Ranking..... 18th
 SID Sarah VanMetre
 Email..... vanmetre@umich.edu
 Website..... MGoBlue.com
 Series Record First Meeting



NM STATE

Location..... Las Cruces, N.M.
 Colors Crimson
 Head Coach Jody Adams
 2022-23 Record 18-17
 Conference Record 10-8 (WAC)
 Final National Ranking..... NR
 SID Matthew Knope
 Email..... mcknope@nmsu.edu
 Website..... NMStateSports.com
 Series Record Lady Raiders lead 3-2



NKU

Location..... Highland Heights, Ky.
 Colors Gold & Black
 Head Coach Camryn Whitaker-Volz
 2022-23 Record 17-4
 Conference Record 10-10 (HL)
 Final National Ranking..... NR
 SID Devon Lucal
 Email..... lucald1@nku.edu
 Website..... NKUNorse.com
 Series Record Series tied 1-1



OPPONENT INFORMATION

PRINCETON

Location.....Princeton, N.J.
 Colors Orange & Black
 Head CoachCarla Berube
 2022-23 Record.....24-6
 Conference Record.....12-2 (Ivy)
 Final National Ranking.....NR
 SID Warren Croxton
 Email.....wcroxton@princeton.edu
 Website.....GoPrincetonTigers.com
 Series RecordFirst Meeting



SAM HOUSTON

Location.....Huntsville, Texas
 Colors Orange & White
 Head Coach Ravon Justice
 2022-23 Record.....13-17
 Conference Record.....8-10 (WAC)
 Final National Ranking.....NR
 SID Ben Rikard
 Email.....ben.rikard@shsu.edu
 Website.....GoBearthats.com
 Series RecordFirst Meeting



SIUE

Location.....Edwardsville, Ill.
 Colors Red
 Head CoachSamantha Quigley Smith
 2022-23 Record.....9-22
 Conference Record.....7-11 (OVC)
 Final National Ranking.....NR
 SID Owen Hetherington
 Email.....ohether@siue.edu
 Website.....SIUECougars.com
 Series RecordFirst Meeting



STEPHEN F. AUSTIN

Location.....Nacogdoches, Texas
 Colors Purple
 Head CoachLeonard Bishop
 2023-24 Record.....27-7
 Conference Record.....15-3 (WAC)
 Final National Ranking.....NR
 SIDAmanda Paver
 Email.....amanda.paver@sfasu.edu
 Website.....SFAJacks.com
 Series RecordFirst Meeting



TENNESSEE

Location.....Knoxville, Tenn.
 Colors Orange
 Head CoachKellie Harper
 2022-23 Record.....25-12
 Conference Record.....13-3 (SEC)
 Final National Ranking.....23rd
 SIDEric Trainer
 Email.....etrainer@utk.edu
 Website.....UTSports.com
 Series RecordTennessee leads 15-0



TENNESSEE TECH

Location.....Cookeville, Tenn.
 Colors Purple & Gold
 Head Coach Kim Rosamond
 2022-23 Record.....23-10
 Conference Record.....13-5 (OVC)
 Final National Ranking.....NR
 SIDThomas Corhern
 Email.....tcorhern@ntech.edu
 Website.....TTUSports.com
 Series RecordLady Raiders lead 45-39



UTEP

Location.....El Paso, Texas
 Colors Dark Blue & Orange
 Head CoachKeitha Adams
 2022-23 Record.....20-12
 Conference Record.....12-8 (CUSA)
 Final National Ranking.....NR
 SID Claire Gay
 Email.....ccgay@utep.edu
 Website.....UTEPMiners.com
 Series RecordLady Raiders lead 11-3



WKU

Location.....Bowling Green, Ky.
 Colors Red
 Head CoachGreg Collins
 2022-23 Record.....19-14
 Conference Record.....14-6 (CUSA)
 Final National Ranking.....NR
 SIDLillie-Anne Mulligan
 Email.....jordan.mulligan@wku.edu
 Website.....WKUSports.edu
 Series RecordLady Raiders lead 41-32



PHOTO ROSTER



Sifa Ineza
5-11 | So. | Guard
Musanze, Rwanda



Anastasiia Boldyreva
6-6 | Jr. | Center
Moscow, Russia



Gracie Dodgen
5-10 | R-So. | Guard
Sparta, Tenn.



Savannah Wheeler
5-6 | 5Y | Guard
Catlettsburg, Ky.



Dora Van Rijs
6-0 | Fr. | Forward
Budapest, Hungary



Jaylynn Gregory
5-8 | Jr. | Guard
Lafayette, Tenn.



Gracie Hamby
5-8 | R-Fr. | Guard
Murfreesboro, Tenn.



Ta'Mia Scott
6-0 | So. | Guard
Clarksville, Tenn.



Jada Grannum
6-3 | R-Jr. | Forward
Mississauga, Ontario



Jada Harrison
5-8 | Fr. | Guard
Martin, Tenn.



Zahira Arizmendi Rubio
5-8 | Fr. | Guard
Madrid, Spain



Courtney Whitson
6-0 | Gr. | Forward
Kingsport, Tenn.



Meioshe Mason
6-4 | R-Fr. | Center
Lebanon, Tenn.



Stanislava Kabernick
6-1 | Fr. | Forward
St. Petersburg, Russia



Iullia Grabovskaia
6-5 | So. | Center
Rostov-on-Don, Russia



Rick Insell
Head Coach
19th Season



Matt Insell
Associate Head Coach
Sixth Season



Kim Brewton
Assistant Coach
14th Season




Nina Davis
Assistant Coach
Fourth Season



Tom Hodges
Assistant Coach -
Director of Analytics
Second Season



Shaun McKinney
Assistant Coach -
Coord. of WBB Relations
First Season



**MIDDLE
TENNESSEE
WOMEN'S
BASKETBALL**

2023-24 Lady Raiders



MEET THE LADY RAIDERS



#33 COURTNEY WHITSON

FORWARD | 6-0 | GRADUATE | KINGSPOUR, TENNESSEE | DOBYNS-BENNETT HS

INSTAGRAM: @COURTNEY_WHITSON22 | TWITTER: @WHITSONCOURTNEY

CAREER HIGHLIGHTS

POINTS.....	31 at UTSA (12/30/21)
REBOUNDS.....	19 vs. FAU (1/1/21)
FGs MADE.....	12 at UTSA (12/30/21)
FGs ATTEMPTED.....	20 at USM (1/22/22)
3FGs MADE.....	6, 5x last at UTEP (2/3/23)
3FGs ATTEMPTED.....	13 at UTSA (2/4/23)
FTs MADE.....	6 at WKU (2/26/22)
FTs ATTEMPTED.....	6 at WKU (2/26/22)
ASSISTS.....	8 vs. FAU (2/19/22)
BLOCKS.....	4 vs. UTEP (3/12/21)
STEALS.....	5 vs. UNT (3/2/23)
MINUTES.....	45, 3x last vs. UTEP (3/2/23)

MISCELLANEOUS STATISTICS

DOUBLE-DIGIT PTS.....	Career	55
	Season	22
DOUBLE-DIGIT REBS.....	Career	26
	Season	10
DOUBLE-DOUBLES.....	Career	10
	Season	4
20-POINTS.....	Career	8
	Season	4
30-POINTS.....	Career	1
	Season	1

AWARDS

- 2023-24: All CUSA Preseason Team
- 2022-23: All CUSA Preseason Team, All CUSA First Team, CSC Academic All-District
- 2021-22: All CUSA, CUSA All-Academic Team, CUSA Spirit of Service, Dr. Pepper/College Football Foundation Tuition Scholarship, Daytona Beach Invitational All-Tournament Team
- 2020-21: CUSA All-Tournament Team

2022-23 (SENIOR)

First-team All C-USA performer started all 31 games played, running her streak of consecutive starts to 121... One of just five Lady Raiders to reach the 1,000-career point mark and the 800-rebound mark... Became the 33rd member of the 1,000-point club at Rice (Dec. 20)... averaged 10.1 points, 7.8 rebounds, 1.9 assists and 1.1 steals per game... Connected on 62 3-pointers, giving her 227 for her career (fifth on the career 3-point field goals list)... Pulled 243 rebounds for the season ... her 855 career rebounds rank fifth

all-time... Tied for third on the career games started list (121)... Third on the career minutes played list with 4,176... Averaged a C-USA best 37.3 minutes per game... Played all 40 minutes in 14 games and all 45 minutes in OT win vs. UTEP (March 4)... Netted double figures scoring in 14 games... Had 10 games with double figures rebounding, including season-high 14 vs. Texas Tech (Nov. 25) and at Charlotte (Jan. 19).

2021-22 (JUNIOR)

Named Second Team All C-USA... Named to five-person C-USA All-Academic Team... C-USA Spirit of Service Winner... Recipient of the Dr. Pepper/College Football Playoff Foundation Tuition Scholarship... 2nd nationally for minutes per game (38.4) & 35th for 3-PT FG made (77)... Among C-USA leaders for: minutes (1st, 38.4), 3-pt FG per game (3rd, 2.2), rebounding (7th, 7.3), & defensive rebounds (7th, 4.9)... Scored in every game, including double figures in 21... Seven-plus rebounds in 23 games... Multiple 3-pointers in 21 games... Named to Daytona Beach Invitational All-Tournament Team... Turned in strong outing in opener vs. ECU with game-high 22 points on 7-of-12 shooting, including 5-of-9 from 3-pt range, to go with six rebounds... Season highs for rebounds (6) and assists (3) at TTU... Played all 45 minutes of OT game for the second time in her career vs. Illinois... Fourth career double-double with 17 points and 10 rebounds vs. Illinois... Career high five free throws at Lipscomb, also tying career high for assists (4)... Career highs for points (31), field goals (12) and tied career high for 3-pointers (6) at UTSA... Stat-sheet stuffer at FAU (1/13) with 13 points, 9 rebounds, 3 assists and 3 steals... Fifth career double-double with 26 points and 11 rebounds at Southern Miss... Narrowly missed a triple-double with 13 points, eight rebounds and eight assists vs. Florida Atlantic (2/19). The eight assists were a career high... Double-double with 22 points, 11 rebounds and connected on 4-of-5 3-pointers at WKU (2/26)... 18 points on 6-of-13 shooting (4-of-9 from 3-point range) and seven rebounds in road win vs. Toledo in WNIT quarterfinals.

2020-21 (SOPHOMORE)

C-USA All-Tournament team; averaged 15.3 pts, 4.7 rbs, & shot 52.2% (12-of-23) from 3-point range; poured in game-high 22 points on 6-of-12 shooting from beyond the arc vs. Rice in championship game... Has started every game of Lady Raider career (55)... Scored in every game with 21 games of 7-plus... Ranked 53rd nationally for 3-point field goals (56)... 10 games with three-plus 3-pointers... Seven games with double figure rebounds, including three with 15-plus... Among C-USA leaders for: 3-pt fgs per gm (7th, 2.2), rebounding (9th, 7.7), offensive rebounds (8th, 2.9), defensive rebounds (10th, 4.9) and minutes (8th, 35.63)... 22 points on 8-of-17 shooting at Charlotte (2/6), tying career high for 3-points (6)... Career-high 19 rebounds vs. Florida Atlantic (1/1)... First career double-double (10 points, 19 rebounds) vs. FAU (1/1)... Second career double-double with career-high 20 points and 15 rebounds at FIU (1/9/21)... Career-best six 3-pointers at FIU (1/9/21), including 5-of-5 in fourth quarter... Pulled game-high 11 rebounds vs. Belmont... Game-high 11 rebounds vs. Tulane, marking first time with double figure rebounds in consecutive games... 3rd career double-double with 15 points (on 6-of-7 shooting) and 11 rebounds vs. UAB (1/30/21)... Career-high four blocked shots vs. UTEP (3/12/21) in C-USA semis, adding 13 points on 3-of-4 shooting from 3-point range.

2019-20 (FRESHMAN)

C-USA Freshman of the Week (1/20/20)... Earned start in first career game at East Carolina, responding with 15 points on 6-of-11 shooting, including three 3-pointers. Played all but 46 seconds... Started all 30 games... The 15 pts. at ECU were the most by a MT freshman in their debut since Ebony Rowe scored 25 vs. South Florida (11/14/10)... 5-plus rebounds in 16 games... Pulled season-high six rebounds and collected two steals vs. No. 13 Kentucky (11/10/19)... Collected season-high 14 rebounds (7 offensive) against Tenn. Tech (11/21/19). It is the most caroms by a MT freshman since Olivia Jones' 14 vs. Southern Miss in the C-USA championship game (3/15/14)... Tallied 14 points on 6-of-7 shooting (2-of-3 3-pointers) against Furman... Collected seven rebounds in win

Season	Team	GP/GS	MIN/AVG	FG-FGA	FG%	3FG-FGA	3FG%	FT-FTA	FT%	OFF	DEF	TOT	AVG	PF-FO	A	TO	BLK	STL	PTS	AVG
2019-20	MTSU	30/30	777/25.9	82-220	.373	32-106	.302	12-19	.632	59	106	165	5.5	110-9	17	45	9	28	208	6.9
2020-21	MTSU	25/25	897/35.9	95-237	.401	56-155	.361	20-23	.870	71	121	192	7.7	87-5	23	34	10	24	266	10.6
2021-22	MTSU	35/35	1342/38.3	152-390	.390	77-236	.326	52-65	.800	83	172	255	7.3	105-5	77	76	10	46	433	12.4
2022-23	MTSU	31/31	1153/37.2	108-291	.371	62-192	.323	36-40	.900	60	183	243	7.8	76-2	58	50	8	35	314	10.1
Total	MTSU	121/121	4169/34.5	437-1138	.384	227-689	.329	120-147	.816	273	582	855	7.1	378-21	175	205	37	133	1221	10.1



MEET THE LADY RAIDERS

vs. Auburn (11/29/19)... Pulled 10 rebounds vs. Arizona State (12/1/19)... Nine points on 4-of-6 shooting and 4 rebounds in win vs. TCU (12/29/19)... Season-high 19 points on 6-of-10 shooting, including season-high five 3-pointers (on eight attempts) vs. Florida Atlantic... Scored six straight points and eight of 10 to start fourth quarter at North Texas (2/6/20), igniting a 16-0 run as MT rallied from 13 down... Season high for blocks (3) to go with three steals, two assists and 13 rebounds vs. UTSA.

HIGH SCHOOL

Four-year letter winner for coach Bill Francis at Dobybns Bennett High School... Started all 139 games of prep career... 2019 McDonald's All-American nominee... 2019 Class AAA Miss Basketball finalist... All-time leading scorer (2,458 points), rebounder (1,476) in DB history; also career leader for double-doubles (81), second all-time for career assists (319)... Averaged double-double for high school career (17.7 ppg, 10.8 rpg)... Single-season record holder for rebounds (423), 3-pointers (73), points (836), free-throw percentage (.780)... Individual honors include: Three-time Conference Player of the Year, All-State, All-Northeast Tennessee Girls Basketball (Johnson City Press), MVP of the Big 7 District Tournament.

PERSONAL

Born May 21... Daughter of Sonya Bennett and Ron Bennett (step-dad); Dad is Trey Whitson... Graduated in 2023 with a Bachelor of Arts (B.A.) in English and plans to pursue a Master of Professional Studies with a concentration in Strategic Leadership.

GAME-BY-GAME

2019-20	FG-A	3PT-A	FT-A	O-D-T	A	TO	B	S	PTS
at East Carolina	6-11	3-5	0-0	2-3-5	0	5	0	1	15
Kentucky	3-9	0-2	0-0	4-2-6	0	3	0	2	6
at Tulane	2-8	1-6	0-0	3-2-5	0	2	0	1	5
Tennessee Tech	1-8	0-2	0-2	7-7-14	1	3	0	2	2
Furman	6-7	2-3	0-0	0-4-4	0	3	0	1	14
vs Auburn	0-7	0-3	0-0	1-6-7	0	1	0	1	0
vs Gonzaga	0-4	0-3	0-0	1-1-2	0	0	0	0	0
vs Arizona State	3-8	1-4	1-2	4-6-10	0	2	1	2	8
Lipscomb	1-5	1-5	2-2	2-6-8	0	2	1	2	5
at Belmont	5-12	2-6	0-0	2-4-6	0	0	1	0	12
VCU	2-3	0-1	3-4	0-1-1	1	1	0	1	7
TCU	4-6	1-2	0-0	2-2-4	1	0	1	0	9
Old Dominion	4-8	1-2	0-0	4-5-9	0	2	0	0	9
Charlotte	2-5	0-1	0-1	3-3-6	1	0	0	0	4
at Marshall	2-7	0-2	0-0	1-3-4	1	1	2	1	4
at Western Ky.	3-5	1-2	0-0	0-4-4	1	1	0	0	7
Fla. Atlantic	6-10	5-8	2-2	0-3-3	0	1	0	1	19
FIU	4-12	3-7	0-0	0-4-4	0	1	0	1	11
at Louisiana Tech	0-5	0-4	0-0	0-3-3	0	2	0	1	0
at Southern Miss	2-5	1-2	0-0	1-1-2	0	0	0	1	5
UTEP	3-10	1-5	0-0	1-3-4	2	0	0	3	7
UTSA	2-15	0-4	2-2	8-5-13	2	3	3	3	6
at North Texas	5-8	3-5	0-0	1-4-5	2	1	0	1	13
at Rice	1-5	1-4	0-2	3-4-7	2	1	0	1	3
at UAB	5-8	1-3	0-0	3-6-9	2	1	0	1	11
UAB	1-4	0-2	2-2	0-3-3	0	2	0	0	4
at UTEP	2-6	1-3	0-0	3-3-6	0	0	0	1	5
Western Ky.	4-9	1-4	0-0	1-4-5	0	3	0	0	9
North Texas	0-2	0-1	0-0	0-1-1	0	2	0	0	0
at Charlotte	3-8	2-5	0-0	2-3-5	1	2	0	0	8
Total	82-220	32-106	12-19	59-106-165	17	45	9	28	208
2020-21	FG-A	3PT-A	FT-A	O-D-T	A	TO	B	S	PTS
Belmont	2-5	0-2	3-4	4-7-11	0	0	0	0	7
Tulane	3-8	1-3	0-0	3-8-11	1	1	0	1	7
at TCU	3-11	3-10	0-0	1-1-2	1	2	1	2	9
Troy	3-13	3-11	0-0	7-9-16	1	1	1	1	9
Lipscomb	4-9	3-5	0-0	0-5-5	1	0	0	0	11
Fla. Atlantic	3-13	0-4	4-4	7-12-19	2	2	1	0	10
Fla. Atlantic	5-15	1-7	0-0	0-3-3	1	3	0	0	11

at FIU	2-8	1-6	2-2	2-5-7	0	1	0	2	7
at FIU	7-14	6-11	0-0	4-11-15	0	2	1	1	20
Southern Miss.	4-6	1-1	0-0	1-2-3	0	0	0	0	9
Southern Miss.	4-8	0-4	0-0	5-2-7	2	3	0	2	8
at Western Ky.	2-5	2-5	0-0	2-6-8	2	2	1	1	6
at Western Ky.	4-10	2-7	2-2	4-5-9	4	1	0	4	12
at UAB	1-9	1-6	0-0	4-6-10	1	2	1	1	3
UAB	6-7	1-2	2-3	4-7-11	0	0	0	1	15
at Charlotte	6-10	1-3	1-2	2-4-6	0	1	0	0	14
at Charlotte	8-17	6-9	0-0	7-0-7	0	0	0	1	22
Old Dominion	3-9	3-9	0-0	2-6-8	1	3	0	0	9
Old Dominion	2-7	2-6	0-0	3-4-7	0	4	0	2	6
Marshall	2-7	1-5	0-0	2-2-4	1	1	0	1	5
Marshall	5-11	4-9	0-0	2-3-5	1	1	0	0	14
vs Louisiana Tech	3-7	3-7	2-2	1-5-6	1	1	0	0	11
vs UTEP	3-4	3-4	4-4	1-2-3	0	0	4	3	13
vs Rice	8-14	6-12	0-0	2-3-5	1	0	0	0	22
vs Tennessee	2-10	2-7	0-0	1-3-4	2	3	0	1	6
Total	95-237	56-155	20-23	71-121-192	23	34	10	24	266

2021-22	FG-A	3PT-A	FT-A	O-D-T	A	TO	B	S	PTS
East Carolina	7-12	5-9	2-2	3-3-6	1	0	0	1	21
at VCU	4-10	2-6	1-2	1-2-3	2	1	1	0	11
Vanderbilt	5-13	5-12	0-0	1-5-6	1	4	0	2	15
at Tennessee Tech	4-7	2-4	0-0	1-6-7	3	0	0	1	10
vs Marquette	2-12	0-7	0-0	1-6-7	0	3	1	2	4
vs Illinois	7-18	3-10	0-0	5-5-10	0	2	0	1	17
Mercer	2-10	2-8	2-2	4-4-8	0	3	1	1	8
at Lipscomb	4-10	2-8	5-6	3-2-5	4	4	1	2	15
at Troy	6-10	1-5	3-5	2-6-8	1	3	0	0	16
Southern Ill.	1-6	0-3	1-4	2-5-7	2	2	0	1	3
at UTSA	12-20	6-11	1-1	2-2-4	0	1	2	1	31
at UTEP	1-10	1-6	0-0	1-6-7	2	3	0	0	3
Rice	4-10	2-5	0-0	2-6-8	2	3	0	0	10
North Texas	2-7	0-3	0-0	3-9-12	3	2	1	0	4
at Fla. Atlantic	4-15	1-7	4-4	1-8-9	3	2	0	3	13
at FIU	3-14	0-5	2-3	4-8-12	2	4	0	1	8
at Southern Miss.	9-20	3-10	5-5	3-8-11	1	0	0	3	26
Marshall	4-6	2-3	0-0	3-2-5	2	2	0	1	10
Western Ky.	3-7	0-4	3-3	3-4-7	2	4	1	3	9
UAB	6-9	4-6	0-0	1-2-3	2	2	0	3	16
at Old Dominion	5-13	2-7	1-2	5-4-9	3	2	0	1	13
at Charlotte	3-7	0-2	1-1	4-6-10	1	3	0	2	7
FIU	2-8	1-5	0-0	2-6-8	5	1	0	1	5
Fla. Atlantic	5-10	3-7	0-0	4-4-8	8	0	0	3	13
at Marshall	6-13	5-10	2-4	3-6-9	1	3	0	2	19
at Western Ky.	6-10	4-5	6-6	4-7-11	3	3	1	1	22
Charlotte	4-10	1-4	2-3	2-6-8	1	0	1	1	11
Old Dominion	6-12	3-8	1-1	2-6-8	4	7	0	0	16
vs Southern Miss.	2-11	2-10	1-2	1-4-5	3	0	0	1	7
vs Louisiana Tech	5-12	5-9	2-2	0-4-4	3	0	0	0	17
Wofford	4-12	2-7	1-1	2-7-9	4	3	0	2	11
Wake Forest	2-9	2-6	2-2	2-3-5	4	2	0	1	8
Vanderbilt	4-13	1-8	0-0	1-0-1	1	2	0	2	9
at Toledo	6-13	4-9	2-2	2-5-7	1	2	0	1	18
Seton Hall	2-11	1-7	2-2	3-5-8	2	3	0	2	7
Total	152-390	77-236	52-65	83-172-255	77	76	10	46	433

2022-23	FG-A	3PT-A	FT-A	O-D-T	A	TO	B	S	PTS
at Mercer	3-9	2-7	2-2	2-1-3	0	1	0	1	10
at Southern Ill.	4-8	4-6	0-0	2-5-7	2	2	0	2	12
Belmont	3-11	1-5	3-5	3-4-7	3	1	0	0	10
vs Texas Tech	1-6	0-5	5-5	3-11-14	1	2	0	2	7
vs Missouri St.	5-14	3-7	0-0	1-9-10	3	0	1	1	13
Tennessee Tech	3-5	1-3	2-2	1-8-9	2	1	0	3	9
Louisville	5-12	4-9	2-2	2-8-10	0	3	0	1	16
at Memphis	3-6	0-3	0-0	0-5-5	0	1	0	1	6
Houston	3-7	1-5	2-2	2-7-9	1	2	0	0	9



MEET THE LADY RAIDERS

at Rice	6-13	2-6	4-4	2-5-7	2	1	0	0	18
Charlotte	7-18	3-8	0-0	5-5-10	1	2	0	2	17
at Western Ky.	6-11	2-6	1-2	2-6-8	3	2	0	0	15
UTSA	4-9	3-7	0-0	1-4-5	3	3	1	3	11
at North Texas	3-9	3-9	0-0	1-7-8	3	2	0	0	9
Rice	1-4	0-1	0-0	2-1-3	3	1	0	0	2
at UAB	2-9	1-5	0-0	2-12-14	7	1	0	1	5
at Charlotte	3-10	1-5	2-2	2-6-8	4	0	1	3	9
Louisiana Tech	0-3	0-2	0-0	2-9-11	2	1	0	0	0
Fla. Atlantic	2-9	1-5	0-0	2-3-5	0	4	1	4	5
FIU	3-9	0-6	0-0	2-7-9	2	2	1	1	6
at UTEP	6-16	6-11	0-0	0-2-2	0	1	0	1	18
at UTSA	3-16	3-13	4-4	8-3-11	0	3	0	1	13
at Fla. Atlantic	7-12	5-8	2-2	0-5-5	1	3	1	0	21
at FIU	7-9	3-4	2-2	4-2-6	1	0	1	0	19
at Louisiana Tech	2-7	1-4	2-2	3-8-11	3	3	0	0	7
North Texas	3-8	1-6	0-0	1-10-11	1	1	1	5	7
UTEP	3-10	3-9	0-0	1-5-6	4	1	0	0	9
vs Charlotte	1-5	1-5	2-2	1-6-7	3	1	0	2	5
vs UTEP	6-12	5-11	1-2	1-4-5	0	1	0	0	18
vs Western Ky.	2-9	1-7	0-0	1-10-11	2	3	0	0	5
vs Colorado	1-5	1-4	0-0	1-5-6	1	1	0	1	3
Total	108-291	62-192	36-40	60-183-243	58	50	8	35	314



MEET THE LADY RAIDERS



#4 SAVANNAH WHEELER

GUARD | 5-6 | 5TH-YEAR | CATLETTSBURG, KENTUCKY | BOYD COUNTY HS (MARSHALL)

INSTAGRAM: @SAVANNAHWHEELER04 | TWITTER: @SAVWHEELER4

CAREER HIGHLIGHTS

POINTS.....	40 vs. Oakland (12/20/21)
REBOUNDS.....	11 vs. LA Tech (1/15/22)
FGs MADE.....	14 vs. Oakland (12/20/21)
FGs ATTEMPTED.....	25 vs. UAB (1/29/22)
3FGs MADE.....	5, 3x last vs. UAB (1/16/23)
3FGs ATTEMPTED.....	12 vs. USM (1/1/22)
FTs MADE.....	15 vs. ODU (2/5/21)
FTs ATTEMPTED.....	18 vs. ODU (2/5/21)
ASSISTS.....	7, 2x last vs. ADU (12/15/21)
BLOCKS.....	2 at UAB (1/29/22)
STEALS.....	5, 2x last at Mercer (11/7/22)
MINUTES.....	9 vs. Rice (1/7/22)

MISCELLANEOUS STATISTICS

DOUBLE-DIGIT PTS.....	Career	90
	Season	27
DOUBLE-DIGIT REBS.....	Career	1
	Season	1
DOUBLE-DOUBLES.....	Career	-
	Season	-
20-POINTS.....	Career	29
	Season	12
30-POINTS.....	Career	7
	Season	5
40-POINTS.....	Career	1
	Season	1

AWARDS

2023-24: CUSA Preseason Player of the Year by ESPN, CUSA Preseason Player of the Year, CUSA Preseason All-Conference
2022-23: CUSA Preseason All-Conference, CUSA First-Team All-Conference, Honorable Mention Mid-Major All-American by World Exposure Report, 3X CUSA Player of the Week, 12/5, 1/23, 2/13
2021-22: CUSA Preseason All-Conference, CUSA First-Team All-Conference
2020-21: CUSA Preseason All-Conference, CUSA Second-Team All-Conference
2019-20: CUSA All-Freshman Team

NOTABLE

Double figures scoring in 90 of 107 career games... Marshall's career free throw percentage leader with a mark of .834 (367-of-440).

2022-23 (SENIOR)

Made her inaugural season at Middle Tennessee a memorable one, averaging 15.1 points, 3.5 rebounds and 3.0 assists per game... Has already moved into the Top 20 in C-USA in scoring... Shot 87.7 percent (142-of-162) from the free-throw line... Finished in the Top 6 in scoring in the league for the third consecutive year... Was the only player in the league averaging more than 15 points per game with a 2:1 assist-to-turnover ratio... Poured in 37 points in a 94-81 over WKU (Feb.9), setting a new MTSU career high in points scored against home-state rival... Alongside Iowa's Caitlin Clark, one of two players nationally to score 37 points with four assists, two rebounds and two steals in a conference game... Scored 20 points and grabbed nine rebounds in 21-point win over UAB (2/11)... Reached 1,500 career point milestone during MTSU's win over Charlotte (Jan. 19), reaching the feat in her 91st career game... Scored 23 points in 40 minutes in win over No. 18/15 Louisville (Dec. 4) (6-of-12 field goals and 9-of-11 from the free-throw line) to outduel Louisville's top scoring guard Hailey Van Lith (12 points on 4-of-18 shooting)... Made her 150th career 3-point field goal against Louisville... Scored 21 points in win over previously unbeaten Rice (12/20), hitting 10-of-10 from the free-throw line and scoring 17-of-21 points in the second half... Missed three games due to injury (WKU on 12/31, UTSA 1/5 and North Texas 1/7).

2021-22 (JUNIOR, MARSHALL)

Led C-USA and 17th nationally in scoring with 20.2 ppg... Among C-USA leaders for free throw percentage (5th, .817), 3-point field goals per game (5th, 2.1), field goal percentage (6th, .428), and minutes per game (6th, 34.55)... C-USA high five games with 30-plus points, including career high 40 points vs. Oakland (12/20/21)... Among NCAA Top 50 for free throws made (29th, 138), free throw attempts (41st, 169), and final points (48th, 568)... Became 23rd member of Marshall's 1,000-point club vs. Rice (1/15/22)... Posted double figures in 27 of 28 games... Scored 20-plus points in 21 games and 30-point in six... Multiple 3-pointers in 18 games and three-plus in nine... Career high seven assists vs. Alderson Broaddus (12/15/21)... Dished out three-plus assists in 10 games... Multiple steals in 11 games.

2020-21 (SOPHOMORE, MARSHALL)

Started all 19 games for the Thundering Herd... Named second-team All-Conference USA... Was Marshall's leading scorer at 17.0 points per game, to go with her team-high 36 3-pointers... Finished the season as the conference's sixth-leading scorer... Was third in the conference in free throw percentage (85.3), actually leading in league-only tilts (87.5 percent) ... Set career-highs with 18 free throws made and 35 points against Old Dominion on February 6... Tied for eighth in the league with seven 20+ point scoring efforts.

2019-20 (FRESHMAN, MARSHALL)

Turned in one of the program's best freshman campaigns in recent memory, garnering Conference USA All-Freshman team honors at season's end... The only freshman nationally to rank in the top 40 in free throws made (T-37th, 130) and free throw percentage (40th, 83.9)... Led Marshall in scoring per game (13.4), field goals (113), free throws (130), assists per game (2.8) and steals per game (1.4)... Scored 25 points in the Feb. 1 win over Florida Atlantic, the most of any Marshall player all season... Dished seven assists against Bowling Green (Dec. 7) and made 13 free throws versus Southern Miss (March 11) in the first round of the Conference USA Tournament, which was C-USA Tourney program record... Had five 3-pointers against Norfolk State (Nov. 9) and five steals against Evansville (Nov. 24)... Was named C-USA Freshman of the Week twice.

HIGH SCHOOL

Attended Boyd County High School... Played for coach Pete Fraley father of former Herd player Logan Fraley... Honored as the 2019 Kentucky's Miss Basketball after averaging 31.1 points per game as a senior... Finished prep career with 3,621 points including scoring 947 as a senior, career total is sixth in KHSAA history... Named to the All-Regional Tournament Team 2015-18 and

Season	Team	GP/GS	MIN/AVG	FG-FGA	FG%	3FG-FGA	3FG%	FT-FTA	FT%	OFF	DEF	TOT	AVG	PF-FO	A	TO	BLK	STL	PTS	AVG
2019-20	Marshall	30/17	873/29.1	113-290	.390	47-140	.336	130-155	.839	19	77	96	3.2	89-3	83	74	4	41	403	13.4
2020-21	Marshall	19/19	656/34.5	94-245	.384	36-111	.324	99-116	.853	12	63	75	3.9	36-1	50	53	2	19	323	17.0
2021-22	Marshall	28/28	969/34.6	185-432	.428	60-174	.345	138-169	.817	18	105	123	4.4	71-2	64	84	6	37	568	20.3
2022-23	MTSU	30/30	939/31.3	137-319	.429	36-122	.295	142-162	.877	12	92	104	3.5	74-4	91	52	0	41	452	15.1
Total	MU/MTSU	107/94	3437/32.4	529-1286	.411	179-547	.327	509-606	.840	61	337	398	3.7	270-10	228	263	12	138	1746	16.5



MEET THE LADY RAIDERS

was honored as the MVP in 2017 & 2018 ... All State Tournament Team in 2018 ... Named All-State three times... Honored as 2018 First Team Lexington Herald-Leader... Named 2018 Second Team Louisville Courier Journal ... Honored as All-Area Team 2015-18, Player of the Year in 2018... Played in the Kentucky and Indiana Junior All-Star, Kentucky and Indiana Senior All-Star, and Ohio and Kentucky All-Star games... Lettered one year in soccer.

PERSONAL

Born April 27, 2001... Daughter of David and Tracy Wheeler... Has one older sister Taylor who played softball for Walters State and then junior and senior seasons at Morehead State recording 73 hits and nine home runs for the Eagles graduating in 2018... Father played baseball for Morehead State and was named OVC Second Team in 1990, also played 38 games in 1990 for the Billings Mustangs of the Pioneer League in the Cincinnati Reds organization and recorded 16 hits and two home runs... Uncle Brad Taylor played baseball at Morehead State and uncle Todd Borders played baseball for Marshall and led the team in walks in 1992 and 1993... Plans to pursue a Bachelor of Science (B.S.) degree in Physical Education.

GAME-BY-GAME

2019-20 (MU)	FG-A	3PT-A	FT-A	O-D-T	A	TO	B	S	PTS
Kentucky Chris.	6-9	2-3	4-4	0-2-2	3	2	0	4	18
Norfolk State	7-9	5-7	0-0	1-2-3	0	4	0	0	19
at Ohio	3-11	1-6	2-3	0-1-1	2	3	0	2	9
Coppin State	3-7	1-5	3-4	0-5-5	1	1	0	2	10
Morgan State	3-8	1-3	4-6	1-3-4	4	2	1	1	11
at Evansville	4-9	2-7	2-2	0-2-2	4	4	0	5	12
Alderson Broad.	5-10	3-5	0-0	3-1-4	6	0	1	2	13
at Indiana St.	3-8	1-3	9-10	1-2-3	2	2	0	0	16
Bowling Green	5-13	1-7	0-0	0-2-2	7	0	0	0	11
at Rutgers	4-7	2-4	5-6	0-3-3	0	2	0	0	15
at Towson	2-11	0-3	2-3	0-0-0	2	3	0	0	6
at Rice	1-7	0-4	0-0	0-0-0	2	1	0	0	2
at North Texas	3-8	2-5	9-10	0-6-6	2	3	0	1	17
Middle Tennessee	3-14	0-8	8-10	1-5-6	0	2	0	2	14
UAB	3-9	1-3	8-8	1-1-2	3	2	1	1	15
at Charlotte	4-9	0-2	2-3	0-5-5	3	3	0	0	10
at Old Dominion	4-11	2-6	9-9	2-4-6	3	5	0	1	19
Western Ky.	3-9	1-4	1-2	1-3-4	2	3	0	1	8
FIU	6-14	3-7	7-8	2-2-4	3	1	0	2	22
Fla. Atlantic	9-15	4-8	3-4	0-3-3	4	4	0	2	25
at Southern Miss	1-9	0-4	10-13	2-3-5	5	2	1	3	12
at Louisiana Tech	4-7	1-1	5-6	0-3-3	4	2	0	0	14
UTSA	4-13	3-6	2-2	0-4-4	1	4	0	1	13
UTEP	5-10	3-5	3-4	0-2-2	5	3	0	0	16
at Western Ky.	5-12	3-5	6-8	2-2-4	2	3	0	2	19
Old Dominion	3-11	1-4	7-8	1-2-3	2	2	0	4	14
North Texas	0-3	0-0	3-4	0-1-1	1	3	0	1	3
at FIUW	2-10	1-6	2-2	0-2-2	4	3	0	0	7
at Fla. Atlantic	5-9	3-5	1-2	0-5-5	4	3	0	0	14
vs Southern Miss	3-8	0-4	13-14	1-1-2	2	2	0	4	19
Total	113-290	47-140	130-155	19-77-96	83	74	4	41	403

2020-21 (MU)	FG-A	3PT-A	FT-A	O-D-T	A	TO	B	S	PTS
Radford	7-16	3-9	8-12	0-3-3	1	1	1	2	25
at Kentucky	2-10	0-5	5-6	1-2-3	1	1	0	1	9
Louisiana Tech	1-7	0-4	5-6	2-9-11	5	7	0	3	7
Louisiana Tech	3-10	3-10	7-8	0-2-2	1	2	0	1	16
at Charlotte	4-11	1-3	7-9	1-2-3	2	4	0	0	16
at Charlotte	4-10	1-3	2-3	1-1-2	3	5	0	0	11
Western Ky.	7-16	3-7	3-4	1-2-3	6	0	0	0	20
at Western Ky.	7-14	3-7	7-7	3-1-4	3	5	0	1	24
FIU	7-18	1-4	5-5	0-3-3	4	2	0	2	20
FIU	4-7	0-1	7-8	0-3-3	1	4	0	2	15
Old Dominion	6-17	1-6	5-6	1-3-4	3	0	0	0	18
Old Dominion	8-16	4-7	15-18	1-5-6	1	5	0	0	35
Rice	3-13	1-7	0-0	0-4-4	3	2	0	0	7
Rice	7-13	4-6	7-7	0-3-3	4	0	0	1	25
at North Texas	4-12	2-6	6-6	0-1-1	3	4	0	0	16

at North Texas	2-12	1-6	2-2	1-4-5	4	2	0	0	7
at MTSU	7-13	2-6	6-7	0-6-6	3	5	0	3	22
at MTSU	5-16	3-9	0-0	0-6-6	0	1	0	0	13
vs Louisiana Tech	6-14	3-5	2-2	0-3-3	2	3	1	3	17
Total	94-245	36-111	99-116	12-63-75	50	53	2	19	323

2021-22 (MU)	FG-A	3PT-A	FT-A	O-D-T	A	TO	B	S	PTS
Bluefield St.	5-11	1-2	3-3	0-4-4	2	0	0	3	14
at Radford	3-7	1-3	6-8	0-0-0	3	1	0	2	13
Morehead St.	5-13	1-6	11-12	1-7-8	1	2	0	2	22
at Purdue	2-9	0-5	6-6	1-3-4	0	7	0	0	10
at Michigan St.	9-18	4-8	8-9	2-0-2	2	6	0	0	30
Coppin St.	7-17	2-7	2-2	0-1-1	1	3	0	0	18
at St. Bon.	6-18	3-5	3-4	0-3-3	2	3	1	2	18
Alderson Broad.	7-13	1-3	1-2	0-2-2	7	0	0	2	16
vs Oakland	14-18	2-4	10-12	1-3-4	5	1	0	4	40
Louisiana Tech	5-15	3-9	3-4	1-5-6	3	2	0	4	16
Southern Miss.	8-18	5-12	9-10	2-7-9	5	2	0	0	30
at Fla. Atlantic	8-19	2-4	6-8	1-6-7	1	2	0	1	24
at North Texas	4-16	2-8	5-6	0-5-5	3	6	0	0	15
at Rice	5-18	0-6	3-5	1-3-4	4	5	0	2	13
FIU	6-13	4-5	7-8	1-4-5	2	3	0	3	23
Fla. Atlantic	6-14	2-5	4-5	0-6-6	2	2	1	0	18
at MTSU	4-9	2-4	5-5	1-4-5	1	4	0	1	15
at UAB	12-25	3-6	4-5	2-6-8	0	1	2	2	31
Old Dominion	4-10	2-6	5-7	0-3-3	1	5	0	1	15
Charlotte	4-23	1-10	5-7	1-7-8	1	4	0	0	14
at FIU	11-21	4-10	2-3	0-2-2	2	4	1	1	28
UTEP	6-15	1-5	3-5	0-4-4	2	7	0	3	16
at Old Dominion	9-16	3-7	9-9	1-5-6	3	3	0	0	30
at Charlotte	4-13	1-7	0-0	0-2-2	1	1	0	0	9
Middle Tennessee	5-8	2-3	10-10	0-7-7	1	3	0	1	22
at Western Ky.	11-19	2-5	3-7	0-3-3	1	3	1	1	27
Western Ky.	6-16	1-8	1-3	1-3-4	4	1	0	1	14
vs Rice	9-20	5-11	4-4	1-0-1	4	3	0	1	27
Total	185-432	60-174	138-169	118-123-105	64	84	6	37	568

2022-23	FG-A	3PT-A	FT-A	O-D-T	A	TO	B	S	PTS
at Mercer	2-3	0-0	10-12	0-1-1	5	1	0	5	14
at Southern Ill.	5-10	2-5	2-2	0-3-3	6	3	0	1	14
Belmont	9-19	1-4	3-4	0-2-2	0	4	0	1	22
vs Texas Tech	4-13	2-8	2-2	0-1-1	3	2	0	0	12
vs Missouri St.	7-13	0-3	10-10	0-2-2	5	3	0	1	24
Tennessee Tech	3-11	0-4	10-10	0-7-7	3	4	0	1	16
Louisville	6-12	2-5	9-11	2-4-6	5	0	0	1	23
at Memphis	5-9	1-1	3-4	0-9-9	6	2	0	0	14
Houston	0-6	0-1	5-6	0-3-3	2	3	0	3	5
at Rice	5-9	1-3	10-10	0-0-0	5	3	0	1	21
Charlotte	1-5	0-2	0-0	0-1-1	1	0	0	1	2
Rice	5-12	1-2	5-6	0-2-2	3	2	0	1	16
at UAB	7-16	5-11	0-0	0-1-1	5	2	0	2	19
at Charlotte	1-5	0-4	8-8	2-3-5	4	2	0	1	10
Louisiana Tech	9-13	4-5	7-8	0-2-2	1	0	0	0	29
Fla. Atlantic	3-7	2-4	8-8	1-5-6	2	3	0	3	16
FIU	7-11	1-4	3-5	0-5-5	2	4	0	1	18
at UTEP	0-3	0-2	1-4	0-2-2	1	2	0	1	1
at UTSA	4-10	3-7	0-0	0-4-4	3	0	0	2	11
Western Ky.	11-16	2-4	13-15	0-2-2	4	1	0	2	37
UAB	8-16	2-6	2-2	1-8-9	1	1	0	2	20
at Fla. Atlantic	7-12	2-3	2-3	1-4-5	4	2	0	2	18
at FIU	5-15	1-3	3-3	0-5-5	2	0	0	1	14
at Louisiana Tech	3-8	0-0	3-3	0-1-1	2	0	0	0	9
North Texas	4-11	0-2	2-2	0-3-3	5	3	0	1	10
UTEP	1-5	1-4	0-0	0-1-1	0	1	0	0	3
vs Charlotte	8-15	4-8	8-10	2-4-6	3	0	0	2	28
vs UTEP	0-7	0-5	1-2	0-4-4	1	1	0	0	1
vs Western Ky.	1-10	0-7	9-9	1-2-3	5	2	0	1	11
vs Colorado	6-17	0-6	3-3	2-1-3	2	1	0	4	15
Total	137-319	37-123	142-162	12-92-104	91	52	0	41	4537



MEET THE LADY RAIDERS



#2 ANASTASIIA BOLDYREVA

CENTER | 6-6 | JUNIOR | MOSCOW, RUSSIA | TWICE NAMED HERO OF THE SOVIET UNION
INSTAGRAM: @ANA_BLDVY

CAREER HIGHLIGHTS

POINTS.....	28 vs. Toledo (3/28/22)
REBOUNDS.....	10 vs. FIU (1/15/22)
FGs MADE.....	13 at Toledo (3/28/22)
FGs ATTEMPTED.....	20 at Toledo (3/28/22)
3FGs MADE.....	2 at Charlotte (2/13/22)
3FGs ATTEMPTED.....	2 at Charlotte (2/13/22)
FTs MADE.....	7 vs. Rice (1/11/23)
FTs ATTEMPTED.....	12 vs. Rice (1/11/23)
ASSISTS.....	2, 8x last vs UTEP (3/4/23)
BLOCKS.....	5 vs. FIU (2/17/22)
STEALS.....	2 vs. UAB (2/11/23)
MINUTES.....	41 at WKU (2/26/22)

MISCELLANEOUS STATISTICS

DOUBLE-DIGIT PTS.....	Career	21
	Season	8
DOUBLE-DIGIT REBS.....	Career	1
	Season	1
DOUBLE-DOUBLES.....	Career	1
	Season	1
20-POINTS.....	Career	-
	Season	-

2022-23 (SOPHOMORE)

Played in all 33 games, earning 30 starts... Averaged 7.4 points and 3.7 rebounds... Connected for 57.3 percent of field goal attempts... Scored double figures in nine games, including season-high 21 points against Rice (Jan. 11)... Poured in 16 points on 6-of-8 shooting in just 22 minutes in NCAA Tournament against Colorado... Had five-plus rebounds in 12 games, including season-high nine against UTSA (Jan. 5)... Knocked down eight of nine field goal attempts at North Texas (Jan. 7)... Six-of-seven from the field against WKU (Feb. 9)... Seven-of-12 from the field against Rice (Jan. 11) and 7-of-13 against LA Tech (Jan. 21).

2021-22 (FRESHMAN)

Started all 35 games of collegiate career... Named to five-person C-USA All-Freshman Team... Two-time C-USA Freshman of the Week (1/31); (2/13)... Second in C-USA for blocks per game (2.1)... 40th nationally for blocks (56); 69th nationally for blocks per game (1.6)... Sixth on the Lady Raider single-season blocks list with 56... Multiple blocked shots in 16 games, including career high five vs. FIU (2/17)... Scored in 32 of 35 games, including 13 with double

figures... First career double-double with 10 points & 10 rebounds at FIU (1/15), setting career highs for points, rebounds and blocked shots (4)... Established new career high for points (14) and field goals (6) at Southern Miss, scoring double figures in consecutive games for first time... New career high for points (17) vs. Marshall, marking the third straight game to set a new career high... Poured in 22 points on 10-of-15 shooting vs. Charlotte, establishing new career highs in each category... Dominant performance vs. FIU (2/17) with 21 points, seven rebounds, five blocks and 10-of-13 shooting from the field... Scored 15 points on 6-of-8 shooting to go with seven rebounds and four blocked shots vs. ODU (3/5), helping MT clinch the No. 2 seed in C-USA Tourney... Scored 15 points on 6-of-9 shooting, adding six rebounds in first round of WNIT vs. Wofford... Stat sheet stuffer with 12 points (on 6-of-8 shooting), six rebounds and four blocked shots vs. Wake Forest in second round of WNIT... Career highs for points (28) and field goals (13) at Toledo in WNIT quarterfinals; was 11-of-15 for 23 points in the second half and OT.

PERSONAL

Born July 11... Daughter of Anna Boldyreva... Has one sister, Ekaterina Bogatova... Plans to pursue a Bachelor of Business Administration (B.B.A).

GAME-BY-GAME

2021-2022	FG-A	3PT-A	FT-A	O-D-T	A	TO	B	S	PTS
East Carolina	2-6	0-0	4-5	1-2-3	0	1	1	0	8
at VCU	2-7	0-0	0-0	0-6-6	0	1	2	1	4
Vanderbilt	1-3	0-0	0-0	0-0-0	0	0	3	0	2
at Tennessee Tech	2-5	0-0	3-4	1-3-4	2	3	3	0	7
vs Marquette	0-1	0-0	0-0	0-0-0	0	1	0	0	0
vs Illinois	3-3	0-0	0-0	1-0-1	0	0	0	0	6
Mercer	2-3	0-0	0-0	1-1-2	0	1	0	0	4
at Lipscomb	1-5	1-1	0-0	0-3-3	1	2	1	1	3
at Troy	0-2	0-0	0-0	0-0-0	0	0	0	0	0
Southern Ill.	1-2	0-1	0-0	2-0-2	0	0	0	0	2
at UTSA	1-2	0-0	0-0	2-3-5	0	1	1	0	2
at UTEP	2-4	0-0	0-0	1-5-6	0	0	2	1	4
Rice	3-6	0-0	2-2	0-1-1	0	1	2	0	8
North Texas	1-2	0-0	0-0	0-0-0	0	0	0	0	2
at Fla. Atlantic	4-8	0-1	0-0	0-1-1	1	1	3	0	8
at FIU	4-8	0-0	2-2	5-5-10	2	1	4	0	10
at Southern Miss.	6-8	0-1	2-4	1-2-3	0	0	1	1	14
Marshall	6-10	1-1	4-6	3-2-5	2	1	1	0	17
Western Ky.	2-9	0-1	2-4	3-1-4	1	2	2	0	6
UAB	6-12	0-1	3-5	0-3-3	1	1	3	1	15
at Old Dominion	4-10	0-0	0-0	2-3-5	1	1	1	0	8
at Charlotte	10-15	2-2	0-0	0-6-6	1	2	3	0	22
FIU	10-13	0-0	1-3	3-4-7	2	2	5	0	21
Fla. Atlantic	1-6	0-0	2-2	2-4-6	0	2	2	0	4
at Marshall	1-5	0-1	6-8	1-6-7	1	4	2	0	8
at Western Ky.	5-11	0-0	1-1	5-2-7	0	2	1	0	11
Charlotte	4-12	0-0	2-2	3-2-5	0	1	0	0	10
Old Dominion	6-8	1-1	2-4	0-7-7	0	2	4	0	15
vs Southern Miss.	0-1	0-1	0-0	0-1-1	0	2	1	0	0
vs Louisiana Tech	1-2	0-0	1-2	1-0-1	1	1	0	0	3
Wofford	6-9	0-1	3-3	1-5-6	0	1	0	0	15
Wake Forest	6-8	0-0	0-1	1-5-6	0	1	4	0	12
Vanderbilt	2-3	0-0	0-0	2-2-4	1	2	1	0	4
at Toledo	13-20	1-1	1-2	0-3-3	0	2	3	1	28
Seton Hall	5-8	1-1	1-2	2-3-5	0	1	0	0	12
Total	123-237	7-15	42-62	44-91-135	17	43	56	6	295

2022-2023	FG-A	3PT-A	FT-A	O-D-T	A	TO	B	S	PTS
at Mercer	4-10	0-0	1-3	1-2-3	1	1	2	0	9
at Southern Ill.	4-4	0-0	2-2	2-3-5	1	2	0	1	10
Belmont	2-2	0-0	0-0	1-0-1	1	0	1	0	4

Season	Team	GP/GS	MIN/AVG	FG-FGA	FG%	3FG-FGA	3FG%	FT-FTA	FT%	OFF	DEF	TOT	AVG	PF-FO	A	TO	BLK	STL	PTS	AVG
2021-22	MTSU	35/35	617/17.6	123-237	.519	7-15	.467	42-62	.677	44	91	135	3.9	62-0	17	43	56	6	295	8.4
2022-23	MTSU	33/30	502/15.2	102-178	.573	6-12	.500	34-56	.607	47	76	123	3.7	54-0	17	36	43	9	244	7.4
Total	MTSU	68/65	1119/16.5	225-415	.542	13-27	.481	76-118	.644	91	167	258	3.8	116-0	24	79	99	15	539	7.9



MEET THE LADY RAIDERS

vs Texas Tech	1-3	1-1	0-0	0-1-1	0	0	0	0	3
vs Missouri St.	0-1	0-0	0-0	0-5-5	0	1	2	0	0
Tennessee Tech	3-7	0-0	4-6	3-2-5	0	2	2	0	10
Louisville	1-3	1-1	0-0	1-1-2	1	1	0	0	3
at Memphis	4-7	0-0	0-0	2-1-3	2	2	3	0	8
Houston	4-9	1-1	0-0	3-5-8	0	0	1	0	9
at Rice	1-2	0-0	0-0	0-1-1	0	0	2	0	2
Charlotte	1-4	0-0	0-1	0-1-1	0	0	1	0	2
at Western Ky.	2-2	0-0	0-0	1-0-1	0	1	0	0	4
UTSA	6-11	1-1	3-4	6-3-9	0	0	4	0	16
at North Texas	8-9	0-0	0-0	0-4-4	1	0	2	0	16
Rice	7-12	0-0	7-12	2-5-7	0	2	2	1	21
at UAB	2-8	0-1	2-2	2-3-5	0	1	0	1	6
at Charlotte	1-3	0-0	0-0	0-1-1	1	1	0	0	2
Louisiana Tech	7-13	0-1	4-4	2-6-8	2	4	4	0	18
Fla. Atlantic	1-4	0-1	1-2	1-2-3	0	1	2	0	3
FIU	3-5	0-1	1-2	1-3-4	0	0	1	0	7
at UTEP	2-4	0-0	0-0	3-1-4	0	1	1	1	4
at UTSA	3-4	0-0	1-4	2-2-4	1	2	0	0	7
Western Ky.	6-7	0-0	1-3	2-4-6	2	2	3	1	13
UAB	2-4	1-1	1-2	0-6-6	1	1	3	2	6
at Fla. Atlantic	1-2	0-0	0-0	0-0-0	0	1	0	0	2
at FIU	3-4	0-1	0-0	2-2-4	0	1	0	1	6
at Louisiana Tech	1-2	0-1	0-0	0-0-0	1	3	1	0	2
North Texas	5-6	0-0	2-4	3-4-7	0	2	1	1	12
UTEP	4-6	0-0	1-2	2-2-4	2	0	0	0	9
vs Charlotte	4-7	0-0	0-0	1-0-1	0	0	1	0	8
vs UTEP	2-2	0-0	0-0	1-0-1	0	2	1	0	4
vs Western Ky.	1-3	0-0	0-0	3-2-5	0	2	1	0	2
vs Colorado	6-8	1-1	3-3	0-4-4	0	0	2	0	16
Total	102-178	6-12	34-56	47-76-123	17	36	43	9	244



MEET THE LADY RAIDERS



#22 JADA GRANNUM

FORWARD | 6-3 | R-JUNIOR | MISSISSAUGA, ONTARIO | LINCOLN PREP

INSTAGRAM: @_JADAGRANNUM | TWITTER: @JADAJG22

CAREER HIGHLIGHTS

POINTS.....	5, 2x last at Southern Ill. (11/12/22)
REBOUNDS.....	5, 2x last vs. Illinois (11/27/22)
FGs MADE.....	2, 2x last vs. Rice (1/7/22)
FGs ATTEMPTED.....	5 vs. USM (1/15/21)
3FGs MADE.....	N/A
3FGs ATTEMPTED.....	1, 4x last vs. Charlotte (3/9/23)
FTs MADE.....	4 vs. USM (1/15/21)
FTs ATTEMPTED.....	6 vs. USM (1/15/21)
ASSISTS.....	1, 3x last vs Texas Tech (11/25/22)
BLOCKS.....	2, 2x last vs. Charlotte (3/9/21)
STEALS.....	2 vs. USM (1/15/21)
MINUTES.....	21 vs. Illinois (11/27/22)

MISCELLANEOUS STATISTICS

DOUBLE-DIGIT PTS.....	Career -
	Season -
DOUBLE-DIGIT REBS.....	Career -
	Season -
DOUBLE-DOUBLES.....	Career -
	Season -
20-POINTS.....	Career -
	Season -

2022-23 (JUNIOR)

Played in 27 games and proved to be a solid reserve in the post... Scored season-high five points at Southern Illinois (Nov. 12)... Pulled season-high four rebounds at Southern Illinois (Nov. 12) and vs. Missouri State (Nov. 26).

2021-22 (SOPHOMORE)

Saw action in 27 of 35 games... Shot 73 percent (8-of-11) from the field, and 86 percent (6-of-7) from the free-throw line... Contributed 10-plus minutes and three rebounds against ECU... Provided pivotal minutes off the bench against Illinois, particularly in the fourth quarter, impacting the win with solid post defense and rebounding... Best game of career with five points on 2-of-2 shooting to help spark Lady Raider fourth-quarter comeback vs. Southern Illinois... Solid defensive effort against Florida Atlantic (2/19), adding two points, three rebounds, one steal and one blocked shot.

2020-21 (FRESHMAN)

Saw action in seven games... Made Lady Raider debut vs. FIU (1/8) and tallied

two points and three rebounds... Played career-best 12 minutes vs. Southern Miss (1/15), responding with career highs for points (4), rebounds (4), free throws (4), steals (2) and blocks (2)... Career-high five rebounds vs. Marshall (3/4).

HIGH SCHOOL

Played for Kia Nurse Elite, the first Canadian women's travel team in the EYBL... 2018 OSBA champion at Lincoln Prep... All-OSBA academic award (2018)... Part of 2017 National Champion for Team Ontario... Averaged 7 points, 7.3 rebounds during prep career... Participated in the Blue Star 30 in Waukega, Ill., drawing rave reviews... Participated in the USNJ National Championship during Prospects On The Potomac

PERSONAL

Born May 27... Daughter of Fred and Rachelle Grannum... Has two siblings, brothers Juwon Grannum and Xavier Rathan-Mayes... Brother Xavier played basketball at Florida State and in the G League... Brother Juwon played basketball at Ryerson University in Toronto... Father played basketball at Cloud County Community College in Kansas... Plans to pursue a Bachelor of Science (B.S.) degree in Exercise Science.

GAME-BY-GAME

2020-21	FG-A	3PT-A	FT-A	O-D-T	A	TO	B	S	PTS
at FIU	1-1	0-0	0-0	1-2-3	0	0	0	0	2
Southern Miss.	0-5	0-0	4-6	3-1-4	0	0	2	2	4
at Western Ky.	0-1	0-0	0-0	0-0-0	0	1	0	0	0
UAB	0-0	0-0	0-0	0-0-0	0	0	0	0	0
at Charlotte	0-0	0-0	0-0	0-0-0	0	0	0	0	0
Marshall	0-2	0-0	1-2	2-3-5	0	0	0	0	1
vs Tennessee	0-0	0-0	0-0	0-0-0	0	0	0	0	0
Total	1-9	0-0	5-8	6-6-12	0	1	2	2	7

2021-22	FG-A	3PT-A	FT-A	O-D-T	A	TO	B	S	PTS
East Carolina	0-0	0-0	0-0	1-2-3	1	5	1	0	0
at VCU	0-0	0-0	0-0	0-2-2	0	2	0	1	0
Vanderbilt	0-0	0-0	0-0	1-1-2	0	0	0	0	0
at Tennessee Tech	0-0	0-0	0-0	0-0-0	0	1	0	0	0
vs Marquette	1-1	0-0	0-0	2-0-2	0	0	1	0	2
vs Illinois	1-1	0-0	0-0	1-4-5	0	0	0	1	2
Mercer	0-2	0-0	0-0	1-0-1	0	0	0	0	0
at Lipscomb	1-1	0-0	1-2	1-1-2	0	0	0	0	3
at Troy	0-0	0-0	0-0	0-0-0	0	0	0	0	0
Southern Ill.	2-2	0-0	1-1	1-1-2	0	0	1	0	5
at UTSA	0-0	0-0	0-0	0-1-1	0	0	1	0	0
at UTEP	0-0	0-0	0-0	0-0-0	0	0	0	0	0
Rice	0-0	0-0	2-2	1-1-2	1	0	0	0	2
North Texas	0-0	0-0	0-0	0-0-0	0	0	0	0	0
at Fla. Atlantic	0-0	0-0	0-0	0-0-0	0	0	0	0	0
at Southern Miss.	0-0	0-0	0-0	1-0-1	0	0	0	0	0
Marshall	0-0	0-0	2-2	0-1-1	0	0	0	0	2
UAB	0-0	0-0	0-0	0-0-0	0	0	0	0	0
at Old Dominion	0-0	0-0	0-0	0-0-0	0	0	0	0	0
FIU	0-0	0-0	0-0	0-0-0	0	0	0	0	0
Fla. Atlantic	1-1	0-0	0-0	2-1-3	0	1	1	1	2
Charlotte	0-0	0-0	0-0	0-0-0	0	1	0	0	0
Old Dominion	1-1	0-0	0-0	0-0-0	0	0	0	0	2

Season	Team	GP/GS	MIN/AVG	FG-FGA	FG%	3FG-FGA	3FG%	FT-FTA	FT%	OFF	DEF	TOT	AVG	PF-FO	A	TO	BLK	STL	PTS	AVG
2020-21	MTSU	7/0	31/4.4	1-9	.111	0-0	.000	5-8	.625	6	6	12	1.7	7-0	0	1	2	2	7	1.0
2021-22	MTSU	27/0	142/5.3	8-11	.727	0-1	.000	6-7	.857	15	20	35	1.3	42-2	2	14	5	3	22	0.8
2022-23	MTSU	27/0	105/3.9	5-13	.385	0-3	.000	6-10	.600	13	8	21	0.8	41-1	2	4	2	4	16	0.6
Total	MTSU	61/0	278/4.6	14-33	.424	0-4	.000	17-25	.680	34	34	68	1.1	90-3	4	19	9	9	45	.7



MEET THE LADY RAIDERS

vs Southern Miss.	0-0	0-0	0-0	1-1-2	0	1	0	0	0
Wofford	0-1	0-1	0-0	1-3-4	0	3	0	0	0
Wake Forest	0-0	0-0	0-0	0-1-1	0	0	0	0	0
at Toledo	1-1	0-0	0-0	1-0-1	0	0	0	0	2
Total	8-11	0-1	6-7	15-20-35	2	14	5	3	22

2022-23	FG-A	3PT-A	FT-A	O-D-T	A	TO	B	S	PTS
at Mercer	0-0	0-0	0-0	0-0-0	0	1	0	0	0
at Southern Ill.	1-1	0-0	3-4	4-0-4	0	0	0	1	5
vs Texas Tech	0-0	0-0	0-0	0-0-0	1	0	0	0	0
vs Missouri St.	1-2	0-0	0-0	3-1-4	0	0	0	1	2
Tennessee Tech	0-0	0-0	0-0	0-0-0	0	1	0	1	0
Louisville	0-0	0-0	0-0	0-0-0	0	0	0	0	0
at Rice	0-0	0-0	0-0	0-0-0	0	0	0	0	0
Charlotte	0-2	0-0	0-0	1-0-1	1	0	0	0	0
at Western Ky.	1-1	0-0	0-0	0-1-1	0	0	0	0	2
UTSA	0-1	0-1	0-0	0-2-2	0	1	0	0	0
at North Texas	0-2	0-0	0-0	1-0-1	0	0	0	0	0
Rice	0-0	0-0	0-0	1-0-1	0	0	0	0	0
at UAB	0-0	0-0	0-0	2-0-2	0	0	0	0	0
at Charlotte	0-0	0-0	0-0	0-0-0	0	0	0	0	0
Louisiana Tech	0-0	0-0	0-0	0-0-0	0	0	0	0	0
Fla. Atlantic	1-1	0-0	0-0	0-0-0	0	0	0	0	2
FIU	0-0	0-0	0-0	0-0-0	0	0	0	0	0
at UTEP	0-0	0-0	0-0	0-1-1	0	0	0	0	0
at UTSA	0-0	0-0	2-2	0-0-0	0	1	0	0	2
Western Ky.	0-0	0-0	0-0	0-0-0	0	0	0	1	0
UAB	0-1	0-1	0-0	0-0-0	0	0	0	0	0
at FIU	0-0	0-0	0-0	0-0-0	0	0	0	0	0
North Texas	1-1	0-0	0-2	0-0-0	0	0	0	0	2
UTEP	0-0	0-0	0-0	0-0-0	0	0	0	0	0
vs Charlotte	0-1	0-1	1-2	0-3-3	0	0	2	0	1
vs UTEP	0-0	0-0	0-0	1-0-1	0	0	0	0	0
vs Colorado	0-0	0-0	0-0	0-0-0	0	0	0	0	0
Total	5-13	0-3	6-10	13-8-21	2	4	2	4	16

MEET THE LADY RAIDERS



#10 JAYLYNN GREGORY

GUARD | 5-8 | JUNIOR | LAFAYETTE, TENNESSEE | MACON COUNTY HS

INSTAGRAM: @JALYNN_GREGORY10 | TWITTER: @GREGORYJALYNN

CAREER HIGHLIGHTS

POINTS.....	30 at WKU (2/26/22)
REBOUNDS.....	8 vs. Belmont (11/16/22)
FGs MADE.....	11 at WKU (2/26/22)
FGs ATTEMPTED.....	20 at North Texas (1/7/23)
3FGs MADE.....	7 at Memphis (12/10/22)
3FGs ATTEMPTED.....	19 at Memphis (12/10/22)
FTs MADE.....	10 at WKU (12/31/22)
FTs ATTEMPTED.....	12 at WKU (12/31/22)
ASSISTS.....	7 at UTSA (12/30/21)
BLOCKS.....	2, 2x last vs. LA Tech (1/21/23)
STEALS.....	4, 2x las at FIU (2/18/23)
MINUTES.....	45 at WKU (2/26/22)

MISCELLANEOUS STATISTICS

DOUBLE-DIGIT PTS.....	Career	37
	Season	22
DOUBLE-DIGIT REBS.....	Career	-
	Season	-
DOUBLE-DOUBLES.....	Career	-
	Season	-
20-POINTS.....	Career	11
	Season	8
30-POINTS.....	Career	1
	Season	1

AWARDS

- 2023-24: CUSA Preseason All-Conference
- 2022-23: CUSA Second-Team All-Conference, CUSA Tournament MVP, CUSA All-Tournament and CSC Academic All-District
- 2021-22: CUSA All-Freshman Team

2022-23 (SOPHOMORE)

Named C-USA Tournament MVP after averaging 17.7 points and connecting for nine 3-pointers, including 5-of-5 vs. WKU in championship game... Averaged 13.4 points, 4.1 rebounds, 2.1 assists and 1.6 steals per game... Capped season with 442 points and has 794 for her career... Shot 38.7 percent from the field, including 33.6 percent from beyond the arc... Led C-USA with 85 3-pointers and was the only player in the league to average 2.5 treys per game... One of the nation's best free-throw shooters, connected for 86.4 percent (89-of-103) from the charity stripe... Connected for three or more 3-points in 14 games, including career-high seven at Memphis (12/10)... Poured in double-

figures scoring in 22 of 33 games played... Started all 33 games played and has started all 67 games of collegiate career... Opened the season with a 20-point performance against Mercer... Most notable regular-season contest game at WKU with 26 points, hitting 10-of-12 free throws in a win... Poured in 24 points on the strength of six 3-pointers at North Texas (1/7).

2021-22 (FRESHMAN)

Started all 34 games played during breakout freshman campaign... Named to five-person C-USA All-Freshman Team... 2X C-USA Freshman of the Week (12/6), (12/20)... Named to NCAA.com Starting Five (12/22)... 71st nationally for 3-PT FG% (.370) & 61st for 3-PT FGs made (71)... Sixth in C-USA for 3-point FGs per game (2.1)... Multiple 3-pointers in 22 games, including five with five or more... Sixth in C-USA for 3-point FGs per game (2.0)... Scored in 33 of 34 games, including double figures in 15... Five-plus rebounds in 11 games, including season high seven caroms three times... Multiple assists in 14 games, including season high seven at UTSA... Strong all-around game at VCU with 11 points and six rebounds... Season highs for points (15), FGs (6), 3-PT FGs (3) & assists (4) at Tenn. Tech ... 12 points vs. Marquette scoring in double figures in back-to-back games for first time in career... Season-high four steals and tied career high for assists (4) vs. Mercer... Connected for career-high five 3-pointers (in six attempts) at Lipscomb... Season-highs for points (27) & FGs (10) vs. SIU, tying career high for 3s 5)... Season-high seven assists and tied career high for rebounds (7) at UTSA... 16 points on 5-of-9 shooting from the field and 5-of-5 from FT line vs. Rice... Tied season high for 3-pointers with 5 vs. FIU, scoring game-high 23 points... Best game of season at WKU with career highs for points (30), field goals (11), 3-point field goals (6) and minutes played (45)... Netted 18 points, knocking down three 3-pointers in C-USA quarterfinals vs. Southern Miss... 5-of-7 from 3-point range vs. Wofford in WNIT First Round... Connected on two FTs with seven seconds remaining to force OT in WNIT quarterfinals at Toledo.

HIGH SCHOOL

Four-year letter winner for coach Larry White at Macon County High School... Highly-decorated player amassed 2,204 career points, 554 rebounds, 363 assists, 281 steals, 334 3-pointers and 58 blocked shots... Career 85 percent shooter from the free-throw line... Led Macon County to the 2021 TSSAA Class AA state championship... Played in the state tournament all four years, reaching the title game twice and the final four all four years... 2020-21 Miss Basketball Finalist... 2021 State Tournament MVP... 3X TSWA All-State Team... 3X TSSAA State Tournament Team... 2X Region MVP... 3X All-District... Macon County Valedictorian... Honor Student... Scholars of Academic Excellence Tennessee Scholar.

PERSONAL

Born April 2... Daughter of Nathan and Tracy Gregory... Cousin Kelsey Gregory played basketball at Lipscomb (2013-17)... Plans to pursue a Bachelor of Science (B.S.) degree in Psychology.

GAME-BY-GAME

2021-22	FG-A	3PT-A	FT-A	O-D-T	A	TO	B	S	PTS
East Carolina	1-3	1-3	0-0	1-4-5	1	7	1	2	3
at VCU	3-8	1-4	4-4	0-6-6	0	0	0	0	11
Vanderbilt	1-9	0-4	0-0	5-2-7	1	1	0	0	2
at Tennessee Tech	6-12	3-6	0-1	0-1-1	4	0	0	2	15
vs Marquette	4-12	2-6	2-2	2-1-3	0	2	0	1	12
vs Illinois	3-10	2-8	0-0	0-1-1	0	1	0	1	8
Mercer	2-9	1-7	1-1	0-6-6	4	1	0	4	6
at Lipscomb	5-6	5-6	0-0	1-4-5	3	5	0	1	15
at Troy	4-15	2-7	3-3	0-0-0	3	2	0	3	13
Southern Ill.	10-18	5-8	2-3	1-3-4	2	3	0	2	27
at UTSA	4-13	2-8	4-6	2-5-7	7	3	0	1	14
at UTEP	5-12	3-8	3-4	1-3-4	0	0	0	1	16
Rice	5-9	1-3	5-5	0-4-4	2	1	0	3	16

Season	Team	GP/GS	MIN/AVG	FG-FGA	FG%	3FG-FGA	3FG%	FT-FTA	FT%	OFF	DEF	TOT	AVG	PF-FO	A	TO	BLK	STL	PTS	AVG
2021-22	MTSU	34/34	1127/33.1	117-300	.390	71-192	.370	47-58	.810	29	82	111	3.3	98-2	53	46	2	47	352	10.4
2022-23	MTSU	33/33	1185/35.9	134-346	.387	85-253	.336	89-103	.864	44	92	136	4.1	90-2	69	50	6	53	442	13.4
Total	MTSU	67/67	2312/34.5	251-646	.389	156-445	.351	136-161	.845	73	174	247	3.7	188-4	122	96	8	100	794	11.9



MEET THE LADY RAIDERS

North Texas	3-11	2-7	0-0	1-6-7	0	3	0	0	8
at Fla. Atlantic	2-6	1-3	2-2	0-2-2	1	2	0	1	7
at FIU	3-8	2-7	0-0	0-1-1	0	1	0	2	8
Marshall	2-4	2-3	1-2	0-1-1	2	1	0	2	7
Western Ky.	3-9	3-9	0-2	1-0-1	2	2	0	1	9
UAB	1-5	0-1	4-4	2-1-3	1	0	0	1	6
at Old Dominion	0-6	0-2	0-0	0-1-1	2	1	0	2	0
at Charlotte	1-2	0-1	0-0	0-2-2	1	1	0	0	2
FIU	7-15	5-12	4-4	4-2-6	0	1	0	2	23
Fla. Atlantic	2-6	2-4	1-2	2-0-2	2	0	0	1	7
at Marshall	3-5	3-5	0-0	0-1-1	0	0	0	0	9
at Western Ky.	11-18	6-8	2-2	0-3-3	4	0	0	2	30
Charlotte	2-6	0-3	1-2	1-2-3	1	1	0	2	5
Old Dominion	2-6	2-6	1-2	0-4-4	1	1	0	1	7
vs Southern Miss.	5-11	3-8	5-5	1-2-3	1	1	1	0	18
vs Louisiana Tech	4-13	2-11	0-0	0-4-4	0	1	0	2	10
Wofford	5-9	5-7	0-0	0-1-1	1	0	0	0	15
Wake Forest	1-4	1-4	0-0	2-3-5	3	0	0	1	3
Vanderbilt	3-6	2-5	0-0	1-4-5	3	2	0	1	8
at Toledo	0-4	0-1	2-2	0-0-0	0	2	0	3	2
Seton Hall	4-10	2-7	0-0	1-2-3	1	0	0	2	10
Total	117-300	71-192	47-58	29-82-111	53	46	2	47	352

2022-23	FG-A	3PT-A	FT-A	O-D-T	A	TO	B	S	PTS
at Mercer	5-11	4-8	6-6	1-1-2	2	1	0	2	20
at Southern Ill.	5-8	3-6	0-0	2-1-3	2	0	0	2	13
Belmont	4-8	2-5	2-2	4-4-8	2	1	0	4	12
vs Texas Tech	2-8	1-5	0-0	3-4-7	5	2	2	2	5
vs Missouri St.	1-4	1-3	6-6	1-4-5	3	1	0	3	9
Tennessee Tech	2-6	2-6	5-5	0-3-3	0	1	0	1	11
Louisville	2-5	2-4	0-0	0-5-5	4	1	0	3	6
at Memphis	7-19	7-19	1-2	1-2-3	2	0	0	1	22
Houston	4-8	3-7	3-4	2-2-4	2	3	0	2	14
at Rice	3-9	2-7	0-0	2-0-2	2	3	0	2	8
Charlotte	1-7	1-6	2-2	2-5-7	2	1	0	1	5
at Western Ky.	6-17	4-13	10-12	0-1-1	4	4	1	1	26
UTSA	4-10	4-7	2-2	1-1-2	2	0	0	1	14
at North Texas	9-20	6-15	0-0	2-5-7	2	1	0	3	24
Rice	3-10	2-8	5-6	2-2-4	3	1	0	1	13
at UAB	4-10	1-6	1-2	0-1-1	0	1	0	1	10
at Charlotte	5-13	3-11	2-3	1-4-5	1	1	0	1	15
Louisiana Tech	2-8	2-8	2-2	2-2-4	5	1	2	1	8
Fla. Atlantic	3-12	0-6	0-0	1-3-4	3	0	0	3	6
FIU	2-9	1-3	0-0	2-3-5	0	4	0	1	5
at UTEP	6-12	3-8	5-5	1-5-6	0	3	0	3	20
at UTSA	1-15	1-14	2-5	1-3-4	3	0	0	1	5
Western Ky.	7-13	5-11	0-0	1-2-3	2	2	0	1	19
UAB	6-12	2-5	1-1	0-4-4	1	1	0	2	15
at Fla. Atlantic	4-9	2-6	3-3	0-3-3	3	0	0	1	13
at FIU	6-10	4-7	4-4	0-3-3	3	1	1	4	20
at Louisiana Tech	6-10	2-4	2-2	2-3-5	0	5	0	1	16
North Texas	5-11	4-10	1-2	2-2-4	3	1	0	1	15
UTEP	5-11	1-4	6-7	0-5-5	3	1	0	0	17
vs Charlotte	1-8	1-7	4-4	3-2-5	2	3	0	1	7
vs UTEP	6-15	3-12	7-9	4-3-7	2	1	0	2	22
vs Western Ky.	6-10	5-5	7-7	0-4-4	1	4	0	0	24
vs Colorado	1-8	1-7	0-0	1-0-1	0	1	0	0	3
Total	134-346	85-253	89-103	44-92-136	69	50	6	53	442



MEET THE LADY RAIDERS



#3 GRACIE DODGEN

GUARD | 5-10 | R-SOPHOMORE | SPARTA, TENNESSEE | WHITE COUNTY HS

INSTAGRAM: @GRACIEDODGEN4 | TWITTER: @GRACIEDODGEN4

CAREER HIGHLIGHTS

POINTS	3 vs. FAU (2/19/22)
REBOUNDS	1 vs. Marshall (1/27/22)
FGs MADE	1 vs. FAU (2/19/22)
FGs ATTEMPTED	5 vs. Wofford (3/17/22)
3FGs MADE	1 vs. FAU (2/19/22)
3FGs ATTEMPTED	5 vs. Wofford (3/17/22)
FTs MADE	N/A
FTs ATTEMPTED	2 vs. Marshall (1/27/22)
ASSISTS	N/A
BLOCKS	N/A
STEALS	N/A
MINUTES	9 vs. Rice (1/7/22)

MISCELLANEOUS STATISTICS

DOUBLE-DIGIT PTS	Career	-
		Season	-
DOUBLE-DIGIT REBS	Career	-
		Season	-
DOUBLE-DOUBLES	Career	-
		Season	-
20-POINTS	Career	-
		Season	-

2022-23 (SOPHOMORE)

Took a redshirt season following season-ending injury during preseason.

2021-22 (FRESHMAN)

Played in 17 games during true freshman season...Made collegiate debut in first game vs. ECU (11/9/21), connecting on only 3-point attempt... Career-high for minutes (9:32) vs. Rice... Shot 35 percent (6-of-17) from 3-point range... Connected for one 3-pointer in six games... Tallied career high for points (3) six different times.

HIGH SCHOOL

Four-year letter winner for coach Michael Dodgen at White County HS... White County's all-time leading scorer (2,068)... Career scoring average of 17.5 ppg... White County's all-time leader in 3-point field goals (414)... Collected 182 career steals, 174 career assists; shot 46 percent from the field and 83 percent from FT line during career... Set the Tennessee single-game record for 3-pointers with 15 vs. Kingston HS (12/20/20)... School-record 45 points vs. Kingston HS (12/20/20)... McDonald's All-American Nominee (2021)... 2X TSWA All-

State Team... 3X All-Region 3-AAA Team... Tennessean All-Midstate Team... Tennessean All-Area Team... 4X All-District 6-AAA Team... Sonic Shootout MVP; Daytona Beach Classic MVP; Panama City Marlin Classic All-Tournament team... BCAT All-Star Game participant... District championship junior season and reached region tournament all four years... Beta Club President... Most Athletic Superlative... Graduated Top 10 percent of class.

PERSONAL

Born June 15... Daughter of Michael and Beth Dodgen... Grandfather played college basketball at Tennessee for one year and three years at Tennessee Wesleyan, where he was an All-American... Plans to pursue a Bachelor of Science (B.S.) degree in Physical Education.

GAME-BY-GAME

2021-22	FG-A	3PT-A	FT-A	O-D-T	A	TO	B	S	PTS
East Carolina	1-1	1-1	0-0	0-0-0	0	0	0	0	3
at Tennessee Tech	0-0	0-0	0-0	0-0-0	0	1	0	0	0
vs Marquette	0-0	0-0	0-0	0-0-0	0	0	0	0	0
at Lipscomb	1-4	1-4	0-0	0-0-0	0	1	0	0	3
at Troy	0-0	0-0	0-0	0-0-0	0	0	0	0	0
at UTSA	1-1	1-1	0-0	0-0-0	0	0	0	0	3
Rice	1-3	1-2	0-0	0-0-0	0	1	0	0	3
North Texas	1-2	1-2	0-0	0-0-0	0	0	0	0	3
at FIU	0-0	0-0	0-0	0-0-0	0	0	0	0	0
at Southern Miss.	0-0	0-0	0-0	0-1-1	0	0	0	0	0
Marshall	0-1	0-1	0-2	0-1-1	0	0	0	0	0
Western Ky.	0-0	0-0	0-0	0-0-0	0	0	0	0	0
UAB	0-0	0-0	0-0	0-0-0	0	0	0	0	0
Fla. Atlantic	1-1	1-1	0-0	0-0-0	0	0	0	0	3
Wofford	0-5	0-5	0-0	0-0-0	0	0	0	0	0
Wake Forest	0-0	0-0	0-0	0-0-0	0	0	0	0	0
Vanderbilt	0-0	0-0	0-0	0-0-0	0	0	0	0	0
Total	6-18	6-17	0-2	0-2-2	0	3	0	0	18

2022-23	FG-A	3PT-A	FT-A	O-D-T	A	TO	B	S	PTS
Redshirt due to injury									

Season	Team	GP/GS	MIN/AVG	FG-FGA	FG%	3FG-FGA	3FG%	FT-FTA	FT%	OFF	DEF	TOT	AVG	PF-FO	A	TO	BLK	STL	PTS	AVG
2021-22	MTSU	17/0	51/3.0	6-18	.333	6-17	.353	0-2	.000	0	2	2	0.1	1-0	0	3	0	0	18	1.1
2022-23	MTSU	-	-	-	-	-	-	-	-	-	-	-	-	-	-	-	-	-	-	-
Total	MTSU	17/0	51/3.0	6-18	.333	6-17	.353	0-2	.000	0	2	2	0.1	1-0	0	3	0	0	18	1.1



MEET THE LADY RAIDERS



#0 SIFA INEZA

GUARD | 5-11 | SOPHOMORE | MUSANZE, RWANDA | GREENFOREST CHRSTIAN ACADEMY

INSTAGRAM: @S_I_F_A__O | TWITTER: @SIFAINENZA

CAREER HIGHLIGHTS

POINTS.....	21, 2x last vs. UMass (11/27/22)
REBOUNDS.....	11 vs. FN (11/30/22)
FGs MADE.....	7 vs. FN (11/30/22)
FGs ATTEMPTED.....	18 vs. UMass (11/27/22)
3FGs MADE.....	5 vs. UMass (11/27/22)
3FGs ATTEMPTED.....	14 vs. UMass (11/27/22)
FTs MADE.....	8 at JSU (11/19/22)
FTs ATTEMPTED.....	10 at JSU (11/19/22)
ASSISTS.....	3 vs. Bradley (12/20/22)
BLOCKS.....	1, 3x last vs. MTSU (2/18/22)
STEALS.....	4, 2x last at JSU (11/19/22)
MINUTES.....	30 vs. UTEP (1/19/23)

MISCELLANEOUS STATISTICS

DOUBLE-DIGIT PTS.....	Career	13
	Season	13
DOUBLE-DIGIT REBS.....	Career	1
	Season	1
DOUBLE-DOUBLES.....	Career	1
	Season	1
20-POINTS.....	Career	2
	Season	2

AWARDS

2022-23: CUSA All-Freshman Team, CUSA Freshman of the Week, 12/4

2022-2023 (R-FRESHMAN, FIU)

Played in all 32 games, earning 18 starts... Averaged 8.1 points, 3.0 rebounds and 1.1 steals per game... Capped the season with 258 points... Third leading scorer on the team... Shot 36.5 percents from the field, including 32.8 from beyond the arc... Paced FIU with 45 made 3-pointers, which ranked eighth in CUSA... Poured in double-figure scoring in 13-of-32 games played... Logged a career high 21 points against Massachusetts (11/27)... Posted first career double-double (18 pts, 11 reb) against Florida National (11/30)... Opened the season with 21-point performance against NC Central.

2021-22 (FRESHMAN, FIU)

Took a redshirt season.

PERSONAL

Born March 14... Daughter of Munyaneza Emmanuel and Mukamugema Concessa... Has two siblings: Mukundana Asifiwe and Ndayisaba Gad... Plans to pursue a Bachelor of Business Administration (B.B.A).

GAME-BY-GAME

2022-23 (FIU)	FG-A	3PT-A	FT-A	O-D-T	A	TO	B	S	PTS
N.C. Central	6-10	4-6	5-6	4-5-9	1	1	0	2	21
FGCU	4-11	2-6	5-6	0-4-4	1	3	1	4	15
at Jacksonville	4-16	3-12	8-10	1-1-2	0	3	0	4	19
Howard	6-14	4-9	3-5	3-4-7	1	4	0	1	19
Massachusetts	7-18	5-14	2-2	2-2-4	0	0	1	1	21
Fla. National	7-11	3-5	1-1	5-6-11	2	3	0	3	18
Kennesaw St.	2-7	1-4	0-0	1-2-3	0	3	0	0	5
at Fla. Atlantic	0-1	0-0	0-0	0-0-0	0	0	0	0	0
George Mason	4-8	2-6	1-1	0-3-3	2	2	0	0	11
Bradley	4-10	0-2	0-0	1-1-2	3	2	0	3	8
North Texas	3-11	1-5	5-6	5-2-7	1	3	0	3	12
at Charlotte	0-1	0-1	0-0	0-0-0	1	2	0	3	0
at UAB	5-11	3-8	0-0	2-1-3	1	0	0	2	13
Fla. Atlantic	5-11	3-5	1-2	0-4-4	0	4	0	0	14
Western Ky.	2-4	1-2	1-1	1-3-4	1	1	0	0	6
at North Texas	4-13	3-8	1-4	3-2-5	1	6	0	1	12
UTEP	5-10	4-7	0-2	1-0-1	0	3	0	0	14
UTSA	2-8	0-5	0-0	3-3-6	0	2	0	1	4
at Western Ky.	0-3	0-1	0-0	0-0-0	0	3	0	0	0
at Middle Tenn.	0-1	0-1	0-0	0-0-0	0	2	0	0	0
Charlotte	1-3	1-3	0-0	1-2-3	0	3	0	0	3
UAB	3-5	3-4	4-5	1-2-3	0	2	0	2	13
at Louisiana Tech	2-8	0-3	3-3	0-2-2	1	3	0	0	7
at Rice	1-6	1-2	2-2	1-1-2	0	0	0	1	5
Middle Tenn.	2-9	0-5	0-0	2-5-7	0	0	1	0	4
at UTEP	0-1	0-0	0-0	0-1-1	0	1	0	0	0
at UTSA	0-0	0-0	0-0	0-0-0	0	0	0	0	0
Rice	0-0	0-0	0-0	1-0-1	0	1	0	0	0
vs Charlotte	0-1	0-1	0-0	0-0-0	0	1	0	0	0
vs ETSU	1-4	0-2	0-0	0-0-0	0	0	0	1	2
vs UIC	4-6	0-2	0-0	1-0-1	0	3	0	2	8
vs North Dakota	1-11	1-8	1-2	0-1-1	1	2	0	0	4
Total	85-233	45-137	43-58	39-57-96	17	63	3	34	258

Season	Team	GP/GS	MIN/AVG	FG-FGA	FG%	3FG-FGA	3FG%	FT-FTA	FT%	OFF	DEF	TOT	AVG	PF-FO	A	TO	BLK	STL	PTS	AVG
2022-23	FIU	32/18	555/17.3	85-233	.365	45-137	.328	43-58	.741	39	57	96	3.0	55-0	17	63	3	34	258	8.1
Total	FIU	32/18	555/17.3	85-233	.365	45-137	.328	43-58	.741	39	57	96	3.0	55-0	17	63	3	34	258	8.1



MEET THE LADY RAIDERS



#15 TA'MIA SCOTT

GUARD | 6-0 | SOPHOMORE | CLARKSVILLE, TENNESSEE | CLARKSVILLE NORTHWEST HS
INSTAGRAM: @TA.MIA.S | TWITTER: @TAMIASCOTT2022

CAREER HIGHLIGHTS

POINTS.....	10 vs. UTSA (1/5/23)
REBOUNDS.....	7, 2x last vs. WKU (2/9/23)
FGs MADE.....	5 vs. UTSA (1/5/23)
FGs ATTEMPTED.....	10 vs. UTSA (1/5/23)
3FGs MADE.....	1, 2x last vs. TTU (12/1/22)
3FGs ATTEMPTED.....	3 at Southern Ill. (11/12/22)
FTs MADE.....	2, 3x last vs. UNCC (12/29/22)
FTs ATTEMPTED.....	6 at Southern Ill. (11/12/22)
ASSISTS.....	1, 2x last vs UAB (2/11/23)
BLOCKS.....	2 vs. UTSA (1/5/23)
STEALS.....	2 vs. UAB (2/11/23)
MINUTES.....	28 vs. UTSA (1/5/23)

MISCELLANEOUS STATISTICS

DOUBLE-DIGIT PTS.....	Career	1
	Season	1
DOUBLE-DIGIT REBS.....	Career	-
	Season	-
DOUBLE-DOUBLES.....	Career	-
	Season	-
20-POINTS.....	Career	-
	Season	-

NOTABLE

2,044 points in prep career... Tennessee Class AAA Miss Basketball Finalist... 2X Class AAA Tennessee Sports Writers All-State selection... 2X Leaf-Chronicle Area Player of the Year... Named MVP at the Iverson Classic Tennessee Dream Game, April 2022.

2022-23 (FRESHMAN)

Saw action in 25 games, scoring 52 points, pulling 42 rebounds and collecting 10 steals... Shot 43.9 percent from the field (18-of-41)... Made major contributions behind some of the top players in C-USA, helping MTSU secure a 16-game win streak at one point... Saw action in 12 of 17 games during league play... Connected on 9-of-21 two-point field goal attempts in league play and was 8-of-11 from the free-throw line... Set season highs in points (10) and rebounds (7) vs. UTSA (Jan. 5).

HIGH SCHOOL

Four-year letterwinner for coach Ben Wallace at Clarksville Northwest HS... 2X District MVP... 2X All-District Tournament... All-District honoree... All-Region

honoree... Averaged 23.5 points, 8.9 rebounds, 3.2 blocks, while shooting 48 percent from the field during senior season at Northwest HS... District Tournament MVP... Averaged 20.5 points, 8.9 rebounds, 2.0 assists, 2.1 steals and 3.1 blocks as a junior at Northwest HS... Led Northwest to a 25-4 record and the Class 3A Sub-state game as a junior.

PERSONAL

Born April 16... Daughter of Eric and Theresa McCain... Has four brothers and two sisters... Plans to pursue a Bachelor of Fine Arts (B.F.A.) degree in Graphic Design.

GAME-BY-GAME

2022-23	FG-A	3PT-A	FT-A	O-D-T	A	TO	B	S	PTS
at Mercer	1-1	0-0	0-1	1-2-3	0	1	0	1	2
at Southern Ill.	1-4	1-3	2-6	0-5-5	0	1	1	0	5
Belmont	0-0	0-0	0-0	0-1-1	0	0	0	0	0
vs Texas Tech	1-1	0-0	1-2	0-1-1	0	1	1	0	3
vs Missouri St.	3-5	0-1	1-2	1-1-2	0	0	0	0	7
Tennessee Tech	3-4	1-1	0-0	0-4-4	0	1	1	1	7
Louisville	0-0	0-0	0-0	0-0-0	0	0	0	0	0
at Memphis	0-0	0-0	2-4	0-1-1	0	0	0	1	2
Houston	0-0	0-0	0-0	0-0-0	0	0	0	0	0
Charlotte	1-1	0-0	2-2	0-1-1	0	1	0	0	4
at Western Ky.	1-4	0-2	0-0	0-1-1	0	1	0	1	2
UTSA	5-10	0-1	0-1	0-7-7	1	0	2	1	10
at North Texas	1-3	0-0	1-2	1-2-3	0	0	0	0	3
Rice	0-1	0-0	0-0	0-0-0	0	0	1	1	0
at UAB	0-1	0-0	0-0	0-0-0	0	1	0	1	0
at Charlotte	0-1	0-0	0-0	0-0-0	0	0	0	0	0
Fla. Atlantic	0-0	0-0	0-0	0-0-0	0	0	0	0	0
Western Ky.	1-3	0-1	1-2	2-5-7	0	1	0	1	3
UAB	0-1	0-1	2-2	3-1-4	1	1	0	2	2
at Fla. Atlantic	0-0	0-0	0-0	0-0-0	0	0	0	0	0
at FIU	0-1	0-0	2-2	0-1-1	0	0	0	0	2
at Louisiana Tech	0-0	0-0	0-0	0-0-0	0	0	0	0	0
North Texas	0-0	0-0	0-0	0-0-0	0	0	0	0	0
UTEP	0-0	0-0	0-0	0-0-0	0	0	0	0	0
vs Charlotte	0-0	0-0	0-0	0-1-1	0	0	0	0	0
Total	18-41	2-10	14-16	8-34-42	2	9	6	10	52

Season	Team	GP/GS	MIN/AVG	FG-FGA	FG%	3FG-FGA	3FG%	FT-FTA	FT%	OFF	DEF	TOT	AVG	PF-FO	A	TO	BLK	STL	PTS	AVG
2022-23	MTSU	25/0	207/8.3	18-41	.439	2-10	.200	14-26	.538	8	34	42	1.7	12-0	2	9	6	10	52	2.1
Total	MTSU	25/0	207/8.3	18-41	.439	2-10	.200	14-26	.538	8	34	42	1.7	12-0	2	9	6	10	52	2.1

MEET THE LADY RAIDERS



#12 GRACIE HAMBY

GUARD | 5-8 | R-FRESHMAN | MURFREESBORO, TENNESSEE | BLACKMAN HS

INSTAGRAM: @GRACIEHAMBY | TWITTER: @GRACIEHAMBY10

CAREER HIGHLIGHTS

POINTS.....	N/A
REBOUNDS.....	N/A
FGs MADE.....	N/A
FGs ATTEMPTED.....	N/A
3FGs MADE.....	N/A
3FGs ATTEMPTED.....	N/A
FTs MADE.....	N/A
FTs ATTEMPTED.....	N/A
ASSISTS.....	N/A
BLOCKS.....	N/A
STEALS.....	N/A
MINUTES.....	N/A

MISCELLANEOUS STATISTICS

DOUBLE-DIGIT PTS.....	Career	-
	Season	-
DOUBLE-DIGIT REBS.....	Career	-
	Season	-
DOUBLE-DOUBLES.....	Career	-
	Season	-
20-POINTS.....	Career	-
	Season	-

2022-23 (FRESHMAN)

Took a redshirt season following season-ending injury during preseason.

HIGH SCHOOL

A part of Blackman's 7AAA Girls State Championship team in 2021... Earned All-State Tournament Team honors in 2021... Named to 7AAA All-District team, 7AAA All-District Tournament Team and 7AAA All-Region Team in 2022... Nathan Stevens Scholarship recipient... Played travel ball for Tennessee Bride, EAP and Team B Wright.

PERSONAL

The daughter of Butch and Melanie Hamby; Sister of Matthew, Jonathan, Caroline Foster and Catherine... Both parents and sister Caroline graduated from MTSU. Father, Butch, played football at MTSU... Plans to pursue a Bachelor of Business Administration (B.B.A) degree in Marketing.

Season	Team	GP/GS	MIN/AVG	FG-FGA	FG%	3FG-FGA	3FG%	FT-FTA	FT%	OFF	DEF	TOT	AVG	PF-FO	A	TO	BLK	STL	PTS	AVG
2022-23	MTSU	-	-	-	-	-	-	-	-	-	-	-	-	-	-	-	-	-	-	-
Total	MTSU	-	-	-	-	-	-	-	-	-	-	-	-	-	-	-	-	-	-	-



MEET THE LADY RAIDERS



#40 MEIOSHE MASON

CENTER | 6-4 | R-FRESHMAN | LEBANON, TENNESSEE | LEBANON HS

INSTAGRAM: @IAM.MEIOSHE | TWITTER: @MASONMEIOSHE

CAREER HIGHLIGHTS

POINTS.....	N/A
REBOUNDS.....	N/A
FGs MADE.....	N/A
FGs ATTEMPTED.....	N/A
3FGs MADE.....	N/A
3FGs ATTEMPTED.....	N/A
FTs MADE.....	N/A
FTs ATTEMPTED.....	N/A
ASSISTS.....	N/A
BLOCKS.....	N/A
STEALS.....	N/A
MINUTES.....	N/A

MISCELLANEOUS STATISTICS

DOUBLE-DIGIT PTS.....	Career	-
	Season	-
DOUBLE-DIGIT REBS.....	Career	-
	Season	-
DOUBLE-DOUBLES.....	Career	-
	Season	-
20-POINTS.....	Career	-
	Season	-

2022-23 (FRESHMAN)

Took a redshirt season.

HIGH SCHOOL

Averaged 11 points, eight rebounds and 2 blocks per game as a four-year letterwinner at Lebanon High School... Named to the All-District team in consecutive years (2021 and 2022) and was a three-time all-region tournament recipient from 2020-2022... Played travel ball for Tennessee Flight.

PERSONAL

Born on Nov. 10, 2003... The daughter of Rolando Dowell and LaToya Weir. Sister of Rolanda and Romya Dowell... Plans to pursue a Bachelor of Business Administration (B.B.A).

Season	Team	GP/GS	MIN/AVG	FG-FGA	FG%	3FG-FGA	3FG%	FT-FTA	FT%	OFF	DEF	TOT	AVG	PF-FO	A	TO	BLK	STL	PTS	AVG
2022-23	MTSU	-	-	-	-	-	-	-	-	-	-	-	-	-	-	-	-	-	-	-
Total	MTSU	-	-	-	-	-	-	-	-	-	-	-	-	-	-	-	-	-	-	-

MEET THE LADY RAIDERS



#55 IULLIA GRABOVSKAIA

CENTER | 6-5 | SOPHOMORE | ROSTOV-ON-DON, RUSSIA | ROSTOV REG. SCHOOL OF OLYMPIC RESERVE

INSTAGRAM: @__INCENDIO_

PERSONAL

Born July 26... Daughter of Alexey and Natalia Grabovskaia... Plans to pursue a Bachelor of Science (B.S.) degree in Industrial/Organizational Psychology.



#31 ZAHIRA ARIZMENDI RUBIO

GUARD | 5-8 | FRESHMAN | MADRID, SPAIN

INSTAGRAM: @ ZAHIRA.ARIZMENDI | TWITTER: @ ZAHIRARIZMENDI

PERSONAL

Born March 5... Daughter of Ruben and Eva Rubio... Plans to pursue a Bachelor of Science (B.S.) degree in Psychology.

MEET THE LADY RAIDERS



#23 JADA HARRISON

GUARD | 5-8 | FRESHMAN | MARTIN, TENNESSEE | WESTVIEW HS

INSTAGRAM: @JADA2HARRISON | TWITTER: @JADA1HARRISON

HIGH SCHOOL

Attended Westview High School... Played for coach Brian Haskins... 2022-23 Tennessee Class AA Miss Basketball... Two-time Tennessee Miss Basketball finalist... Named 2022-23 and 2021-22 All-West Tennessee Player of the Year... McDonald's All-American Game nominee... Three-time TSWA All-State Selection... Rated a four-star recruit by ESPN... Finished prep career with 2,121 points including scoring 578 as a senior... Averaged 17.0 points and led the Lady Chargers to their first state championship since 1996 as a senior... As a junior she averaged 16.2 points, eight rebounds, three assists and two steals per game... Averaged 17.1 points, 3.3 rebounds, 4.1 assists and two steals per game as a sophomore.

PERSONAL

Born August 18... Daughter of Dion and Latasha Harrison... Has four siblings: Tyquis Johnson, Tasharea Johnson, Holly Harrison and Tasia Jones... Plans to pursue a Bachelor of Science (B.S.) degree in Construction Management.



#42 STANISLAVA KABERNICK

FORWARD | 6-1 | FRESHMAN | ST. PETERSBURG, RUSSIA | OLYMPIC RESERVE SCHOOL NUMBER 1

INSTAGRAM: @NOTSTASYA

PERSONAL

Born July 13... Daughter of Gennadiy and Milena Kabernick... Comes from a basketball family, Aunt played professionally overseas... Plans to pursue a Bachelor of Business Administration (B.B.A.).

MEET THE LADY RAIDERS




#9 DORA VAN RIJS

FORWARD | 6-0 | FRESHMAN | BUDAPEST, HUNGARY | OBUDAI ARPAD GIMNAZIUM

INSTAGRAM: @V.R.DORA

PERSONAL

Born June 18... Daughter of Ronald Jan Cornelis and Agnes Koncz Van Rijs...
Has one sister, Luca Van Rijs... Plans to major in Computer Science.



**MIDDLE
TENNESSEE
WOMEN'S
BASKETBALL**

Coaching Staff

HEAD COACH RICK INSELL



No coach in Middle Tennessee women's basketball history has produced the success that Rick Insell has in 18 seasons. Since his arrival to Middle Tennessee in 2005, Insell has led the Raiders to 11 NCAA Tournament appearances, six WNITs, coached five All-Americans and grew four WNBA Draft picks.

In his 18 seasons, the eight-time hall of fame inductee has established a track record unlike any other in the Lady Raiders' rich women's basketball history, while also creating lofty expectations. In 18 seasons leading his alma mater's women's basketball program, Insell has also positioned Middle Tennessee as one of the winningest programs nationally.

HEAD COACH RICK INSELL

Has produced 1,208 total victories in a career spanning 40-plus seasons. Record entering 2023-24 season:

433-151 record at Middle Tennessee

775-148 record at Shelbyville Central HS

Inducted into the Tennessee Secondary Schools Athletic Association Hall of Fame, 2003... Inducted into the National High School Hall of Fame, February 2007. He is one of only six Tennesseans, and just the fourth coach, elected... 2010 recipient of the Naismith Basketball Hall of Fame's Morgan Wootten Award for Lifetime Achievement for High School Girls Basketball... Inducted into Tennessee Sports Hall of Fame, 2012... Inducted into the Cannon County Sports Hall of Fame, 2013... Inducted into the Women's Basketball Hall of Fame, June 2017... Inducted into the Blue Raiders Sports Hall of Fame, September 2017... Inducted into the Basketball Coaches Association of Tennessee (BCAT) Hall of Fame, October 2021.

MIDDLE TENNESSEE

2005-PRESENT

Middle Tennessee's all-time winningest basketball coach (men or women) with 433 wins; Current record is 433-151... Has led the Lady Raiders into 18 consecutive postseason appearances, including 13 NCAA Tournaments... Currently 12th on the NCAA Division I Winningest Coaches List with a .743 winning percentage... Has led Middle Tennessee into five Conference USA Championship games in nine seasons, winning four (2014, 2016, 2021, 2023)... Became Middle Tennessee's all-time winningest basketball coach (men or women) with MT's 61-46 win against North Texas (1/26/19), which was career win No. 333 at the time... Guided the Lady Raiders to their 950th win all-time at Lipscomb (2/7/19), making them one of 28 Division I teams with 950 or more wins... Led Middle Tennessee to the WNIT semifinals in 2022... Secured career win No. 400 with a 62-44 win vs. Old Dominion (3/5/22)... Accumulated career win No. 350 with a 75-55 triumph vs. Marshall (1/9/20)... Collected career win No. 300 in the 2017-18 season opener at Vanderbilt... Notched career win No. 250 in the first round of the WNIT vs. Ball State in 2015... Team won consecutive postseason games for first time in program history in 2015... Team has notched 20-plus wins 16 of 18 seasons... Team has participated in national postseason tournament 17 consecutive years under Insell (11 NCAAs, 6 WNITs) (NOTE: 2019-20 postseason was cancelled due to COVID-19)... Middle Tennessee has ranked in the Top 30 nationally in attendance 14 of 17 seasons... Only coach in NCAA history to produce three consecutive NCAA scoring champions... Led Middle Tennessee to seven Sun Belt Conference championships in eight-season span... Has developed six All-Americans, five conference

players of the year and four WNBA draft picks... Four-time Coach of the Year... Guided Middle Tennessee to school-record 30 wins in 2006-07.

SHELBYVILLE CENTRAL HS

1978-2005

In 28 seasons, had Shelbyville Central in the Class AAA state championship game 15 times. Class AAA is the highest classification in Tennessee... Led Shelbyville Central High School to a TSSAA record 10 Class AAA state championships... Shelbyville Central was named USA Today National Champions in 1989 & 1991... Posted a 775-148 record for an 84 percent winning percentage... Four-time National Coach of the Year - USA Today 1989, 1991; Converse National High School Coach of the Year 1990, 1992... Guided teams to Tennessee state records for most consecutive wins (110), consecutive state titles (4) and most state championships for a coach (10)... 1991 Shelbyville team selected as the Tennessee Sports Hall of Fame Team of the Year - the first high school team ever to be recognized... Received invitation to the Oval Office from President George H. W. Bush for academic and athletic achievement... Led Shelbyville to 23 district championships, 16 regional championships and 15 appearances in the TSSAA Class AAA state championship game.

AAU

Won three AAU National Championships (1988, 1998 and 2004)... First coach of the Kodak High School All-American Game in 1992... Served as coach of the South Team at the 2002 Olympic Festival, the first Youth Development Festival by USA Basketball.



19TH SEASON AT MIDDLE TENNESSEE

PERSONAL

Born June 5, 1951 in Woodbury, Tenn... Married the former Deb Spry... Has three children: Tom, Kyle and Matt... Parents: Charles and Dot Insell.

YEAR-BY-YEAR

YEAR	SCHOOL	W/L	%	NOTES
77-78	SCHS	20-11	.645	--
78-79	SCHS	20-10	.667	--
79-80	SCHS	22-9	.710	--
80-81	SCHS	14-13	.518	--
81-82	SCHS	27-3	.900	--
82-83	SCHS	26-3	.896	--
83-84	SCHS	26-8	.764	State Runner-Up
84-85	SCHS	28-6	.823	State Runner-Up
85-86	SCHS	39-0	1.000	State Champion
86-87	SCHS	33-1	.970	--
87-88	SCHS	33-4	.891	State Runner-Up
88-89	SCHS	36-0	1.000	State Champion
89-90	SCHS	35-0	1.000	State Champion
90-91	SCHS	33-0	1.000	State Champion
91-92	SCHS	32-4	.889	State Champion
92-93	SCHS	23-6	.793	--
93-94	SCHS	31-5	.861	State Runner-Up
94-95	SCHS	32-2	.941	State Champion
95-96	SCHS	23-5	.821	--
96-97	SCHS	28-4	.875	State Runner-Up
97-98	SCHS	12-17	.413	--
98-99	SCHS	24-6	.800	--
99-00	SCHS	31-5	.861	State Champion
00-01	SCHS	33-2	.942	State Champion
01-02	SCHS	25-5	.833	--
02-03	SCHS	37-1	.973	State Champion
03-04	SCHS	31-5	.861	State Champion
04-05	SCHS	20-13	.606	--
Total	SCHS	775-148	.840	

YEAR	SCHOOL	W/L	%	NOTES
05-06	MTSU	20-11	.645	NCAA Tournament
06-07	MTSU	30-4	.882	NCAA Tournament
07-08	MTSU	22-12	.647	WNIT Second Round
08-09	MTSU	28-6	.823	NCAA Tournament
09-10	MTSU	25-6	.806	NCAA Tournament
10-11	MTSU	23-8	.742	NCAA Tournament
11-12	MTSU	26-7	.787	NCAA Tournament
12-13	MTSU	25-8	.757	NCAA Tournament
13-14	MTSU	29-5	.853	NCAA Tournament
14-15	MTSU	24-10	.705	WNIT Quarterfinals
15-16	MTSU	24-9	.727	NCAA Tournament
16-17	MTSU	23-11	.676	WNIT Third Round
17-18	MTSU	18-13	.580	WNIT First Round
18-19	MTSU	23-11	.676	WNIT Second Round
19-20	MTSU	21-9	.700	*Cancelled*
20-21	MTSU	17-7	.708	NCAA Tournament
21-22	MTSU	27-8	.771	WNIT Semifinals
22-23	MTSU	28-5	.848	NCAA Tournament
Total	MTSU	433-151	.741	
Career		1208-299	.802	

INSELL VS...

Alabama	1-1
Arizona	2-0
Arizona State	0-3
Arkansas	0-4
Arkansas State	11-2
Auburn	1-0
Austin Peay	10-1
Ball State	1-1
Belmont	1-3
Canisius	1-0
Central Michigan	1-1
Charlotte	15-1
Chattanooga	3-2
Clemson	2-0
Colorado	0-1
Coppin State	1-0
Dartmouth	1-0
Denver	9-0
East Carolina	3-0
Eastern Kentucky	1-0
ETSU	2-0
FIU	30-4
Florida Atlantic	30-1
Florida State	0-1
Fordham	0-1
Furman	2-0
Georgia	1-2
Georgia Southern	1-0
Georgia State	2-0
Georgia Tech	0-5
Gonzaga	1-1
Houston	3-0
Iowa	0-1
Indiana	1-0
Illinois	1-0
IUPUI	1-0
James Madison	1-1
Kansas State	1-0
Kennesaw State	2-0
Kentucky	3-9
Lipscomb	4-0
Louisiana	11-0
Louisiana Tech	10-3
Louisville	2-4
LSU	2-1
Maine	1-0
Marquette	0-1
Marist	0-1
Marshall	12-2
Maryland	0-2
Memphis	2-0
Mercer	1-1
Miami	2-0
Michigan State	0-1
Minnesota	1-0
Mississippi State	1-1

Mississippi Valley State	1-0
Missouri State	3-0
Morehead State	1-0
Nevada	1-0
New Orleans	7-0
North Dakota State	1-1
North Texas	21-1
Ohio	0-3
Oklahoma	0-1
Old Dominion	8-6
Ole Miss	3-1
Oregon State	0-1
Penn State	1-1
Rice	11-4
Seton Hall	0-1
Southern Illinois	2-0
Southern Miss	7-8
South Alabama	17-0
South Dakota State	4-4
Southeastern La.	1-0
St. Bonaventure	1-0
TCU	1-1
Temple	0-1
Tennessee	0-8
Tennessee State	1-0
Tennessee Tech	16-1
Texas Tech	0-1
Toledo	1-0
Troy	18-2
Tulane	3-2
Tulsa	1-0
UAB	16-6
UALR	9-6
UCF	4-0
ULM	10-0
UNC Asheville	2-0
UNC Wilmington	1-0
UNLV	1-0
USC (Southern Cal)	0-1
USF	2-0
UTEP	11-3
UTSA	9-1
Utah	0-1
Vanderbilt	4-1
VCU	2-0
Virginia	0-3
Wake Forest	2-0
Western Carolina	1-2
Western Kentucky	26-12
Wofford	1-0
Wright State	1-0

ASSOCIATE HEAD COACH



MATT INSELL

ASSOCIATE HEAD COACH | SIXTH SEASON
MIDDLE TENNESSEE '07

One of the rising stars in the women's basketball coaching ranks, Matt Insell begins his sixth season with Middle Tennessee in 2023-24, and his second as associate head coach, after joining Head Coach Rick Insell's staff in May, 2018.

Matt Insell, who is the son of Hall of Fame Coach Rick Insell, previously served as the head women's basketball coach at Ole Miss for five seasons before returning to his alma mater, where he earned a bachelor's degree in political science in 2007.

In what already has been a stellar career, Matt Insell has been a part of 10 teams that have participated in postseason play. Four of his teams at Kentucky advanced to the NCAA Tournament with three reaching the Elite Eight and another falling in the second round. Middle Tennessee advanced into the NCAA Tournament in 2021 and 2023. Matt Insell also participated in the WNIT four times, twice with Ole Miss and once at Middle Tennessee. Insell helped lead the Lady Raiders to the WNIT semifinals in 2022. The team's 27 wins were the fourth-most posted in program history while the 35 games played were the most played by any MTSU women's basketball team in its history.

Although a great deal of work turned in by assistant coaches is behind the scenes, Matt Insell plays a vital role in Middle Tennessee's success. His game scouts are descriptive and detailed, and he also focuses time with game planning and player development.

Building relationships is also one of Matt Insell's strong suits. He prides himself on being there for student-athletes whenever guidance is needed to ensure they are able to enjoy a successful college career both on and off the court.

Matt Insell has shown an ability to recruit nationally and has an extraordinary talent to connect with elite prospects. His recruiting savvy was realized from the outset as he made an immediate impact at Middle Tennessee with the signing of two McDonald's All-Americans (Rellah Boothe and Anastasia Hayes) in his first season on the staff. He also signed graduate transfer A'Queen Hayes, who would become the 2018-19 C-USA Newcomer of the Year, while Anastasia Hayes earned the honor in 2019-20. Anastasia Hayes was also C-USA Player of the Year in 2021.

At Middle Tennessee, Matt Insell is involved in every aspect of the program with an emphasis on recruiting, player development and working with Lady Raider guards. During Matt Insell's first year on the Lady Raider bench, A'Queen Hayes and Taylor Sutton were decorated with C-USA Newcomer of the Year and Freshman of the Year, respectively.

Another of Matt Insell's heralded signees, Aislynn Hayes, a heralded 2019 signee, burst onto the scene and became the second player in program history to be named Freshman All-American in 2019-20. She was also C-USA Freshman of the Year, a seven-time C-USA Freshman of the Week and a three-time USBWA National Freshman of the Week.

During his time at Ole Miss, Matt Insell led the program to four top-25 wins and two 17-plus win seasons amidst the intense strength of schedule in the SEC. He was named the eighth head women's basketball coach in Ole Miss history (3/28/13), following five seasons as an assistant on Matthew Mitchell's staff at Kentucky.

Matt Insell led Ole Miss to two national postseason tournaments where they competed in the WNIT. Ole Miss opened its brand-new arena, The Pavilion at Ole Miss, with 12-straight home wins -- the most home since the late 1980s when Ole Miss won 15 straight. Ole Miss also set a new attendance record for the third straight year with 8,088 fans in attendance to see the Rebels earn their 800th win in program history over Jackson State.

Insell guided Ole Miss to some significant wins during his time in Oxford, Miss., knocking off

eventual Elite Eight school and 25th-ranked Oregon at home, 83-67 -- marking the third-straight season with a top-25 win under Insell. The Rebels also ended a pair of long losing streaks during the year, breaking a 28-game losing streak that dated back to 1996 against Tennessee (67-62), as well as picking up the first win over Texas A&M since 1997 on Senior Night with a 62-49 victory.

Insell led a young team in 2015-16 with just two seniors and only two returnees that had been in the program for more than two seasons, but the Rebels still produced some exciting moments on the court. For the second consecutive season, the Rebels knocked off a ranked foe with a 67-59 victory over No. 9 Kentucky. The win was the first over a top-10 school for Ole Miss since 2010, when the Rebels took down No. 8 Georgia (66-65).

In just his second year at Ole Miss, Matt Insell took the Rebels to new heights in 2014-15 with 19 wins and seven victories in SEC play, the most overall wins since the 2009-10 season. The Rebels also returned to the postseason with a third-round foray into the WNIT.

The Rebels, who improved seven wins in 2014-15, posted four wins over NCAA Tournament participants, and, after being picked to finish last in the SEC preseason coaches and media poll, closed the season tied for No. 7 in the league standings. Ole Miss garnered the No. 8 seed for the SEC Tournament -- the highest seed for the Rebels in five seasons.

In 2014-15, Insell and the Rebels knocked off ranked foes in No. 13 Kentucky and No. 18 Georgia -- the first time in five years Ole Miss had defeated a ranked foe. The season also saw Ole Miss pick up its 400th win at Tad Smith Coliseum. One of the high points of the season was when Matt Insell and his father, Rick, made women's basketball history by becoming the first father-son duo to play against each other in NCAA women's basketball when Middle Tennessee made the trip to Oxford in November. Insell laid the foundation for the Rebels during his first season in 2013-14, leading Ole Miss to a 10-6 non-conference record and a seven-game winning streak -- the longest streak for the Rebels since the 2007-08 season.

After battling through the always-challenging SEC schedule, the Rebels entered the SEC Tournament as the No. 14 seed, determined to take the momentum from a regular season finale victory over Auburn into the postseason tournament. Drawing the No. 11 seed Arkansas, the Rebels took

SIXTH SEASON AT MIDDLE TENNESSEE



care of business with a 63-62 victory, giving Ole Miss a statement win for Matt Insell. He also led the Rebels to wins over in-state rival, Mississippi State, to give the first-year head coach his first SEC victory.

Prior to his time leading the Rebels, Matt Insell spent five years as an assistant coach for a very successful Kentucky Wildcat team under head coach Matthew Mitchell. While there, UK recorded four 20-win seasons and four trips to the NCAA Tournament -- ending each of the last three seasons he spent in Lexington ranked in the top-25.

Matt Insell, who was responsible for the guards while also having recruiting and player development duties, served as the top assistant coach and helped UK ink three top-10 recruiting classes and seven McDonald's All-Americans. During his time at Kentucky, Insell helped develop guard A'dia Mathies, a two-time SEC Player of the Year and All-America candidate, and Bria Goss who was named SEC Freshman of the Year.

Before his time at Kentucky, Insell was the director of basketball operations at Louisiana Tech under head coach Chris Long. He ended up at Louisiana Tech following an extremely successful career as one of the top AAU coaches in the country, leading the Tennessee Flight -- a Nike Elite travel program. Matt Insell made a national name for himself when 41 of his former AAU players went on to play Division I basketball, including former Wildcats Victoria Dunlap and Crystal Riley. He also coached the Shelbyville Sports Shop 15-Under team to the AAU National Championship title in 2004.



Matt Insell earned valuable basketball experience while attending the University of Tennessee from 2001-05. He worked closely with both the men's and women's basketball programs, serving as a student assistant and video coordinator under former men's head coach Buzz Peterson and as an instructor at Pat Summitt's summer basketball camps. The Shelbyville, Tenn., native transferred to Middle Tennessee State during the 2005-06 season.

Matt Insell is married to the former Autumn Clark. They have two children: Clark Richmond and Evie Brooke.



ASSISTANT COACH



KIM BREWTON

ASSISTANT COACH | 14TH SEASON

LIBERTY '00

Veteran collegiate women's basketball coach Kim Brewton begins her 14th season with the Lady Raiders in 2023-24 after joining Head Coach Rick Insell's coaching staff in July 2010.

Brewton's experience is one of the many assets she brings to the Blue Raider bench. She has been highly successful in women's basketball, both as a player and an assistant coach.

At Middle Tennessee, Brewton's responsibilities include, but are not limited to, recruiting, scouting, coaching guards and day-to-day preparation of the Blue Raider basketball team.

During her time at Middle Tennessee, Brewton has helped transform the Blue Raider backcourt, including developing some of the top guards in program history. In fact, Brewton has coached six position players who are in the program's 1,000-point club - Ty Petty, Kortni Jones, Icelyn Elie, Anne Marie Lanning, Olivia Jones and Anastasia Hayes.

Anastasia Hayes was named Conference USA Player of the Year following the 2020-21 season after finishing second in the nation in scoring with 26.5 ppg. Anastasia Hayes was C-USA Newcomer of the Year in 2019-20. Standout guard Savannah Wheeler was a first-team All C-USA performer in 2022-23 and a Player of the Year candidate.

Dor Saar was named Second-Team All C-USA after finishing first in the conference in 3-point FGs per game (2.6), 3-point field goals made (90) and

3-point field goal percentage. The transfer from Maine had an immediate impact on the 2021-22 Lady Raiders in her one and only season wearing Blue.

Brewton has developed three C-USA Freshmen of the Year (Olivia Jones, 2014; Taylor Sutton, 2018; Aislynn Hayes, 2020). Hayes became just the second player in program history to be named Freshman All-American when she was honored by Her Hoops Stats in 2019-20.

Additionally, Brewton's guards also have been named C-USA Newcomer of the Year twice with A'Queen Hayes being honored in 2019 and Anastasia Hayes garnering the award in 2020.

Under Brewton's direction, Aislynn Hayes was a seven-time C-USA Freshman of the Week honoree in 2019-20. The seven honors are second most for a player in league history. Aislynn Hayes also became the only player ever to be named United States Basketball Writers Association National Freshman of the Week three times during the 2019-20 season. Sutton and Anna Jones also received USBWA National Freshman of the Week honors during their time with the program.

Brewton was instrumental in working with Kortni Jones, who made the transition from point guard to shooting guard and developed into the most prolific shooter in program history.

Kortni Jones set single-season school and conference records for 3-pointers made (115) and attempted (329), placing second nationally and tying for 10th on the all-time NCAA list for conversions. Jones also became the first MT women's basketball player to earn an invitation to the State Farm 3-Point Championships in 2013.

Brewton also helped develop guard Brea Edwards into one of the nation's premier shooters in 2016-17 when she finished second on the single-season 3-point field goals list with 98. Edwards was a first-team All C-USA selection and the Tennessee Sports Writers Player of the Year in 2016.

Another of Brewton's guards, Ty Petty, blossomed into one of the best to play her position at Middle Tennessee. Petty became MT's single-season assist leader in 2015-16 with 195 helpers on her way to first-team All C-USA honors. She was also MVP of the C-USA Championship. Additionally, Petty was a 1,000-point scorer, finished second on the career assists list with 540.

Shanice Cason stepped into the starting point guard role for 30 games in 2011-12 as the team's point guard and led the squad in assist/turnover ratio. Meanwhile, walk-on Caroline Warden became a go-to player during the Blue Raiders' successful run to the Sun Belt Conference regular season and tournament titles that same season.

Middle Tennessee has enjoyed its top shooting performances from beyond the perimeter during Brewton's tenure. The Blue Raiders have connected on 200-plus 3-pointers 14 times in program history, and 10 of those have taken place during Brewton's 12 previous years.

Prior to arriving in Murfreesboro, Brewton spent six seasons, 2004-05 through 2009-10, as an assistant for her father, Rick Reeves, at Gardner-Webb.

While with the Runnin' Bulldogs, she was the team's recruiting coordinator and helped bring in a nationally-ranked class in 2007-08. The program tallied just five wins the year before she was hired but registered a school-record 28 in 2009-10, including 16 consecutive, on its way to the first Big South regular-season crown in school history and a WNIT berth. She coached Margaret Roundtree to Big South Player of the Year accolades, while three others made the all-conference teams during her tenure.

The Lynchburg, Va., native spent the 2002-03 and 2003-04 seasons as the administrative assistant and radio color analyst at Southern Miss. She completed her master's degree in sports administration at Southern Miss in 2002.

Brewton was a three-year letterwinner at Liberty in Lynchburg, Va., where she played for her father for two years. The Flames won three-straight Big South titles and advanced to the NCAA Tournament three times, including the 1998 campaign, in which they were 28-0 entering the field only to be stopped in the opening round by top seed and eventual national champion Tennessee.

She graduated Summa Cum Laude from Liberty in 2000, earning her bachelor's degree in sports management.

Brewton is the mother of two daughters, Grace and Kalyn. She is married to Eric Brewton. They have one son, Gabriel.

ASSISTANT COACH



NINA DAVIS

ASSISTANT COACH | FOURTH SEASON

BAYLOR '17

Nina Davis begins her fourth season as an assistant coach at Middle Tennessee in 2022-23 following a heralded career at Baylor University.

A native of Memphis, Tennessee, Davis brings a wealth of experience to the Lady Raider bench, boasting more than 20 years of basketball experience from coaching, playing and broadcasting the game.

The rising star named Thirty Under 30 by WBCA in March 2023, representing 30 of the top assistant coaches in the nation under the age of 30.

Davis is involved with every aspect of the program, including on-floor coaching, player development and recruiting. Her excellent leadership skills and knowledge of the game are great assets, along with having learned the game from hall of fame coaches.

Head Coach Rick Insell lauds Davis as a premier coach of post players because she understands what it takes to play the position at a high level as she did as a player at Baylor.

Led by Davis, MTSU's versatile group of post players consisted of Anastasiia Boldyreva, Courtney Whitson and Kseniya Malashka; three impactful pieces of MTSU's deep WNIT Tournament run in 2022 and a NCAA Tournament berth in 2023.

Davis enjoyed a brilliant four-year career at Baylor where she played for Hall of Fame Coach Kim Mulkey and helped lead the Bears to four consecutive NCAA Tournaments. Baylor reached

the Elite Eight in each of Davis' four seasons.

Davis was instrumental in helping lead Baylor to a 134-15 record during her playing career, averaging 16.3 points per game. She is the only player in Big 12 history to be named to the All-Tournament team all four years and was named Big 12 Championship MVP twice. She finished her career with more than 2,000 points and 1,000 rebounds, which is fifth all time at Baylor for both categories.

Davis' was a two-time Associated Press All-American and was also named to All-American teams by USBWA, WBCA and Wooden Award. She was the Big 12 Freshman of the Year in 2014 and the Big 12 Player of the Year in 2015, as well as a three-time All-Big 12 first team honoree.

In 2015, Davis represented her country on the USA Basketball Team which captured the gold medal with a perfect 6-0 record at the World University games in Gwangju, South Korea.

Upon completion of her collegiate career, Davis played for the Austria Flying Foxes in 2017-18, where she helped lead the team to the regular season and cup championships. Davis was named MVP of both.

Davis opted to begin a professional broadcasting career after one season at the professional level. She broadcasted the NCAA Women's Final Four and National Championship with ESPN in 2019 before joining the FOX Sports team.

Davis was a highly-decorated prep standout at Memphis Central where she was the Tennessee Gatorade Player of the Year and a Parade All-American in 2013. She was named 2013 Class AAA Miss Basketball when she averaged 28.3 points, 10.8 rebounds, 2.7 assists, 2.7 steals and 1.5 blocks. Davis scored more than 2,000 points and pulled more than 1,000 rebounds during her career. She led Memphis Central into the Class AAA state tournament all four years, winning the championship in 2013.



ASSISTANT COACH – DIRECTOR OF ANALYTICS



TOM HODGES

ASSISTANT COACH – DIRECTOR OF ANALYTICS

SECOND SEASON | TENNESSEE TECH '04

Tom Hodges brings a wealth of coaching knowledge and recruiting savvy as he enters his second season as the Director of Analytics on the Middle Tennessee staff.

Hodges, a native of Shelbyville, Tenn., was previously a member of Coach Insell's staff from 2005-10 and 2014-17. During his first stint in Murfreesboro, the Lady Raiders won four Sun Belt Conference championships and set numerous records.

With an overall record of 126-38, Hodges was a part of wins over teams such as Georgia, LSU, Kentucky, Louisville, Indiana, Penn State, Minnesota, Arizona, and Old Dominion. Middle Tennessee also saw its home attendance grow from 600 fans per game to well more than 4,000 by the 2009-10 season.

Middle Tennessee has also realized great success during Hodges' second tenure on Rick Insell's staff. The Blue Raiders won the C-USA Championship in 2015-16 and earned their 18th NCAA Tournament appearance. In his first season back, the 2014-15 Blue Raiders made a substantial run in the WNIT, reaching the quarterfinals.

Hodges assisted in developing standout Alex Johnson into the C-USA Freshman of the Year in 2015-16. She was a first-team All C-USA pick in 2016-17, when she also became a member of the program's 1,000-point club. In fact, Johnson became the fastest sophomore Lady Raider to reach the milestone. Johnson also was named All C-USA as a junior in 2017-18, despite missing nine games with an ankle injury.

Under Hodges' guidance, Johnson was also named the C-USA Preseason Player of the Year and was one of 20 players nationally named to the 2018 Katrina McClain Award Watch List, recognizing the top power forwards in the country.

Under Hodge's tutelage, junior post Gabby Lyon was named C-USA Sixth Player of the Year in 2016-17.

Hodges has been part of eight conference championships, five trips to the NCAA Tournament, and four trips the Women's NIT in just 15 years.

Hodges has coached six conference players of the year (Janet Holt and Emily Chrisian, Tennessee Tech; Katasha Brown, Chattanooga; Chrissy Givens and Alysha Clark, Middle Tennessee; Chynna Bozeman, Morehead State) and three All-Americans (Givens, Clark and Amber Holt, Middle Tennessee).

He has also had four players drafted by the WNBA (Givens - 31st to the Phoenix Mercury; Amber Holt - Ninth to Connecticut Sun; Clark - 17th to San Antonio Silver Stars; and Cheyenne Parker - 5th to the Chicago Sky). Also at Middle Tennessee, Hodges saw Holt lead the nation in scoring (28.3 ppg) in 2007-2008, while Clark also led the nation in scoring in 2008-2009 (28.5 ppg) and 2009-2010 (29.2 ppg).

Hodges was an assistant for the 2004-05 Chattanooga team that went 25-5, won the Southern Conference regular-season championship, and earned a berth to the Postseason WNIT. While at Chattanooga, he mentored two first-team All-Southern Conference players in Tiffani Roberson and Katasha Brown.

Hodges rejoined Coach Insell's staff after four years as the head coach at Morehead State, where he was the youngest head coach in Division I upon his hiring. In his first year with the Eagles, Hodges immediately continued the success the program had seen over the last few years, leading the Eagles to a 21-10 record in his first collegiate season as a head coach while guiding MSU to a third-place finish in the league race.

The 21 wins set a single-season school record for victories by a first year head coach. During his tenure at Morehead State, Hodges developed four All-Ohio Valley Conference honorees, including OVC Player of the Year Chynna Bozeman in 2010-11.

He began his coaching career at Tennessee Tech as an undergraduate assistant for coach legendary coach Bill Worrell. The Golden Eagles won two Ohio Valley Conference regular-season titles during Hodges' time, amassing a 78-42 record, including 26-4 in 2000-01 (which included the

nation's longest winning streak of 19 games) and 22-8 in 2001-02.

Hodges received his bachelors degree in extended education with a concentration in health and history in 2004 from Tennessee Tech. In the summer of 2011, Hodges was in the inaugural graduation class of the Center for Coaching Excellence held at Columbia University.

He was married in June of 2009, to the former Hillary Maxwell, who was previously head girls' basketball coach at Riverdale High School in Murfreesboro, Tenn. where she won a state title in 2010. The couple have two children, Cooper and Isabelle.

ASSISTANT COACH – COORDINATOR OF BASKETBALL RELATIONS



SHAUN **McKINNEY**

ASSISTANT COACH – COORD. OF BASKETBALL RELATIONS

1ST SEASON | MICHIGAN STATE '18

Shaun McKinney enters his first season as the coordinator for basketball relations on Head Coach Rick Insell's Middle Tennessee women's basketball staff.

His responsibilities at Middle Tennessee include collaborating directly with Coach Insell to help cultivate a competitive NCAA Division I Women's Basketball program. This role involves coaching student-athletes during practices and games, providing personalized skill training, recruiting both academically accomplished and skilled players, and fostering community engagement. Key responsibilities encompass managing communication with university officials, coordinating travel logistics, overseeing recruiting efforts, executing community service initiatives and NCAA Life Skill programs, as well as nurturing athletes' personal growth for their university and community roles.

Additionally, McKinney will evaluate eligibility transcripts, maintain digital platforms, orchestrate game day recruitment activities, and liaise with various stakeholders, ensuring adherence to NCAA guidelines, while mentoring athletes, enforcing NCAA compliance, and contributing to team events and fundraisers.

McKinney comes to Murfreesboro after serving as a graduate assistant on the Michigan State women's basketball staff. While in East Lansing, he contributed to player development, travel operations, recruiting efforts, and also played a key role in developing OER (Offensive Efficiency

Rating) and scouting reports, while organizing and coaching the scout team. McKinney played a key role in helping guide the Spartans to a 16-14 record, including an upset win over third-ranked Indiana.

Prior to his time at MSU, McKinney spent three seasons as an assistant men's basketball coach and video coordinator at Grand Valley State University, an NCAA Division II institution, helping the Lakers achieve a successful 52-25 record. While at GVSU, he worked with NCAA DII All-American Jake Van Tubbergen – the first Laker to earn such honor in 11 seasons – as well as helped develop four student-athletes who are currently playing overseas professionally.

McKinney's journey in collegiate basketball began at Olivet College, an NCAA Division III institution, where he served as the video coordinator and director of scouting for the men's basketball program. During his time at Olivet, he developed and organized a recruiting database, assisted in coordinating travel arrangements, and oversaw all social media content.

Originally from Laingsburg, Michigan, McKinney graduated from Michigan State with a bachelors degree in communications in 2018.

He is married to the former Courtnee Sellers of Oxford, Michigan. The couple has one dog, Laker.

SUPPORT STAFF



TESSA GROSSMAN

ASSOCIATE STRENGTH COACH | THIRD SEASON

Tessa Grossman is in her third season as a member of the strength and conditioning staff for Middle Tennessee. Grossman, who was promoted to Associate Director for Strength and Conditioning in July, 2022, assists with football and directs all strength and conditioning for women's basketball.

Grossman is responsible for designing and implementing strength and conditioning programs for the football and women's basketball team. She creates curriculum and oversees the strength and conditioning internship program, while also assisting with managing the Middle Tennessee nutrition area.

Prior to Middle Tennessee, Grossman served as graduate assistant strength and conditioning coach at Illinois State University, where she was responsible for designing and implementing annual training programs for women's gymnastics, women's golf and men's tennis. She also assisted with the implementation of training programs for football, softball, volleyball and women's basketball.

Grossman was also a Bill Walsh Diversity Coaching Fellow for the Cincinnati Bengals, where she participated in virtual Q & A sessions with the Bengals' physical therapist and their strength and conditioning staff. She was also in the Atlanta Falcons training camp in 2021 as part of the program and with the Jets in 2023.

Grossman also served as an intern football strength coach at the University of California Berkeley, the Los Angeles Rams, Mamba Sports Academy, Dartmouth College and Keen Performance.

Grossman received her B.S. degree from Dartmouth College in May, 2020, and her Master of Science in Sports Psychology and Biomechanics from Illinois State in 2022.

Grossman is a certified strength and conditioning specialist (CSCS) through NCSA, and she is also AED/CPR certified.



MARK BOUWMEESTER

ASSOCIATE ATHLETIC TRAINER | FIRST SEASON

Mark Bouwmeester joined the Blue Raider athletic department as Associate Athletic Trainer and Physical Therapist in August 2023.

Bouwmeester comes to MTSU after serving Vanderbilt's Football program in partnership with Vanderbilt University Medical Center. After graduating from Marquette University with a Bachelor of Science in Athletic Training in 2019, Bouwmeester would continue his education at Marquette, receiving a Doctorate's in Physical Therapy in 2021.

Bouwmeester got his first start in athletic training with the Herndon Braves of the Cal Ripken Baseball League in 2016 as an athletic training intern. He would go on to intern with Athletic Performance LLC., Wisconsin Coaches Scouting Service Basketball Camps, Wisconsin Lutheran College, and the Green Bay Packers.

After becoming a licensed athletic trainer, Bouwmeester would work for Froedtert Health between 2019 and 2021, serving local universities and high schools in the Milwaukee area. During this time, he would also work as a student physical therapist at Performance in Motion and EXOS.

During their 2021 football season, Bouwmeester worked with the University of Wisconsin as an Assistant Athletic Trainer, proving daily treatments and collaborating with team doctors to optimize player care.

Bouwmeester has earned the following memberships and certification/licenses: APTA Member, VPTA Member, WPTA Member, NATA Member, MAATA Member, VATA Member, NSCA Member, Board-Certified Clinical Specialist in Sports Physical Therapy, EXOS Performance Specialist, Foundations In Dry Needling for Pain Management and Sports Rehabilitation, NSCA Certified Strength and Conditioning Specialist, American Heart Association CPR/First Aid Certified 2012-Present, Certified Athletic Trainer, Licensed Athletic Trainer – Tennessee, Licensed Physical Therapist – Tennessee.

Bouwmeester is a native of Reston, Virginia.

OFFICE CORDINATOR



Carey Haney
Office: (615) 898-2968
E-mail: Carey.Haney@mtsu.edu

MANAGERS/PRACTICE PLAYERS



Shelby Davis




Riley Thomas




Victor Barney



Adan Bueno




Gavin McBee




Will Schwendimann



Jaylan Tate



Sean Ware



**MIDDLE
TENNESSEE
WOMEN'S
BASKETBALL**
2022-23 Season Review



2022-23 SEASON STATS



2022-23 Middle Tenn. Women's Basketball Combined Team Statistics All games

Page 1/1
as of Jun 26, 2023

Game Records

Record	Overall	Home	Away	Neutral
ALL GAMES	28-5	14-0	10-3	4-2
CONFERENCE	18-2	10-0	8-2	0-0
NON-CONFERENCE	10-3	4-0	2-1	4-2

Score by Periods

Team	1st	2nd	3rd	4th	OT	TOT
Middle Tenn.	560	596	643	613	12	2424
Opponents	450	410	504	523	8	1895

Team Box Score

No.	Player				Total		3-Point		F-Throw		Rebounds								PTS	AVG		
		GP-GS	MIN	AVG	FG-FGA	FG%	3FG-3FGA	3FG%	FT-FTA	FT%	OFF	DEF	TOT	AVG	PF	DQ	A	TO			BLK	STL
4	WHEELER, Savannah	30-30	938:22	31.3	137-319	.429	37-123	.301	142-162	.877	12	92	104	3.5	74	4	91	52	0	41	453	15.1
5	MALASHKA, Kseniya	32-3	738:57	23.1	174-364	.478	21-73	.288	114-159	.717	61	126	187	5.8	82	3	41	76	55	43	483	15.1
10	GREGORY, Jalynn	33-33	1182:52	35.8	134-346	.387	85-253	.336	89-103	.864	44	92	136	4.1	90	2	69	50	6	53	442	13.4
33	WHITSON, Courtney	31-31	1157:18	37.3	108-291	.371	62-192	.323	36-40	.900	60	183	243	7.8	76	2	58	50	8	35	314	10.1
2	BOLDYREVA, Anastasiia	33-30	499:23	15.1	102-178	.573	6-12	.500	34-56	.607	47	76	123	3.7	54	0	17	36	43	9	244	7.4
1	BLAKELY, Courtney	33-10	822:57	24.9	83-194	.428	14-49	.286	55-73	.753	20	79	99	3.0	82	3	87	66	4	43	235	7.1
23	WHITTINGTON, Alexis	31-28	932:18	30.1	62-155	.400	32-104	.308	29-32	.906	37	85	122	3.9	57	1	58	33	5	34	185	6.0
15	SCOTT, Ta'Mia	25-0	207:59	8.3	18-41	.439	2-10	.200	14-26	.538	8	34	42	1.7	12	0	2	9	6	10	52	2.1
22	GRANNUM, Jada	27-0	102:16	3.8	5-13	.385	0-3	.000	6-10	.600	13	8	21	0.8	41	1	2	4	2	4	16	0.6
11	LATORRE CIRIA, Anabel	4-0	13:25	3.4	0-1	.000	0-0	.000	0-0	.000	1	5	6	1.5	2	0	0	1	0	0	0	0.0
34	RILEY, Lanae	6-0	29:13	4.9	0-4	.000	0-2	.000	0-0	.000	0	4	4	0.7	5	0	1	2	0	1	0	0.0
Team											60	81	141						17			
Total		33	6625		823-1906	.432	259-821	.315	519-661	.785	363	865	1228	37.2	575	16	426	396	129	273	2424	73.5
Opponents		33	6625		651-1770	.368	187-600	.312	406-559	.726	331	788	1119	33.9	635	16	369	561	86	181	1895	57.4

Team Statistics

	MTSU	OPP
Scoring	2424	1895
Points per game	73.5	57.4
Scoring margin	+16.0	-
Field goals-att	823-1906	651-1770
Field goal pct	.432	.368
3 point fg-att	259-821	187-600
3-point FG pct	.315	.312
3-pt FG made per game	7.8	5.7
Free throws-att	519-661	406-559
Free throw pct	.785	.726
F-Throws made per game	15.7	12.3
Rebounds	1228	1119
Rebounds per game	37.2	33.9
Rebounding margin	+3.3	-
Assists	426	369
Assists per game	12.9	11.2
Turnovers	396	561
Turnovers per game	12.0	17.0
Turnover margin	+5.0	-
Assist/turnover ratio	1.1	0.7
Steals	273	181
Steals per game	8.3	5.5
Blocks	129	86
Blocks per game	3.9	2.6
Winning streak	0	-
Home win streak	14	-
Attendance	49824	10833
Home games-Avg/Game	14-3559	13-833
Neutral site-Avg/Game	-	6-1403

Team Results

Date	Opponent	Score	Att.	
11/07/2022	at Mercer	L	75-76	1226
11/12/2022	at Southern Ill.	W	90-38	570
11/16/2022	Belmont	W	80-62	2806
11/25/2022	vs Texas Tech	L	67-72	1093
11/26/2022	vs Missouri St.	W	79-54	1093
12/01/2022	Tennessee Tech	W	83-45	6000
12/04/2022	Louisville	W	67-49	5307
12/10/2022	at Memphis	W	69-53	958
12/14/2022	Houston	W	68-61	2982
12/20/2022	at Rice	W	74-68	591
12/29/2022	Charlotte	W	71-46	2922
12/31/2022	at Western Ky.	W	80-75	865
01/05/2023	UTSA	W	80-41	2582
01/07/2023	at North Texas	W	76-57	1376
01/11/2023	Rice	W	85-56	2982
01/16/2023	at UAB	W	76-54	295
01/19/2023	at Charlotte	W	65-41	552
01/21/2023	Louisiana Tech	W	68-50	3411
01/26/2023	Fla. Atlantic	W	63-48	3168
01/28/2023	FIU	W	67-41	3313
02/02/2023	at UTEP	L	62-65	998
02/04/2023	at UTSA	L	53-58	560
02/09/2023	Western Ky.	W	94-81	3209
02/11/2023	UAB	W	63-42	3407
02/16/2023	at Fla. Atlantic	W	85-77	729
02/18/2023	at FIU	W	85-46	476
02/25/2023	at Louisiana Tech	W	61-59	1637
03/02/2023	North Texas	W	72-45	3508
03/04/2023	UTEP	Wot	72-68	4227
03/09/2023	vs Charlotte	W	84-53	1708
03/10/2023	vs UTEP	W	68-62	2230
03/11/2023	vs Western Ky.	W	82-70	837
03/18/2023	vs Colorado	L	60-82	1456



2022-23 SEASON STATS



2022-23 Middle Tenn. Women's Basketball Combined Team Statistics In Conference games

Page 1/1
as of Jun 26, 2023

Game Records

Record	Overall	Home	Away	Neutral
ALL GAMES	18-2	10-0	8-2	0-0
CONFERENCE	18-2	10-0	8-2	0-0
NON-CONFERENCE	0-0	0-0	0-0	0-0

Score by Periods

Team	1st	2nd	3rd	4th	OT	TOT
Middle Tenn.	324	344	386	386	12	1452
Opponents	259	240	302	309	8	1118

Team Box Score

No.	Player				Total		3-Point		F-Throw		Rebounds								PTS	AVG		
		GP-GS	MIN	AVG	FG-FGA	FG%	3FG-3FGA	3FG%	FT-FTA	FT%	OFF	DEF	TOT	AVG	PF	DQ	A	TO			BLK	STL
5	MALASHKA, Kseniya	19-0	44:39	23.4	107-219	.489	12-45	.267	66-90	.733	34	78	112	5.9	45	2	24	46	36	27	292	15.4
4	WHEELER, Savannah	17-17	53:29	31.6	81-174	.466	25-66	.379	67-77	.870	5	49	54	3.2	36	2	45	26	0	21	254	14.9
10	GREGORY, Jalynn	20-20	733:20	36.7	88-228	.386	50-159	.314	48-58	.828	22	57	79	4.0	51	1	42	31	4	30	274	13.7
33	WHITSON, Courtney	18-18	674:01	37.4	68-182	.374	38-115	.330	17-18	.944	40	100	140	7.8	45	2	40	31	7	21	191	10.6
2	BOLDYREVA, Anastasiia	20-20	317:13	15.9	66-112	.589	2-8	.250	24-42	.571	29	50	79	4.0	30	0	11	23	27	8	158	7.9
1	BLAKELY, Courtney	20-6	513:41	25.7	48-110	.436	9-33	.273	38-48	.792	13	51	64	3.2	42	1	51	29	3	26	143	7.2
23	WHITTINGTON, Alexis	20-19	623:18	31.2	34-101	.337	19-70	.271	19-21	.905	22	64	86	4.3	37	0	45	19	4	17	106	5.3
15	SCOTT, Ta'Mia	15-0	117:05	7.8	9-26	.346	0-5	.000	8-11	.727	6	18	24	1.6	8	0	2	5	3	7	26	1.7
22	GRANNUM, Jada	18-0	57:40	3.2	3-9	.333	0-2	.000	2-4	.500	5	4	9	0.5	28	1	1	2	0	1	8	0.4
11	LATORRE CIRIA, Anabel	1-0	04:42	4.7	0-0	.000	0-0	.000	0-0	.000	0	2	2	2.0	1	0	0	0	0	0	0	0.0
34	RILEY, Lanae	1-0	02:41	2.7	0-1	.000	0-0	.000	0-0	.000	0	0	0	0.0	0	0	0	0	0	1	0	0.0
Team											29	53	82					6				
Total		20	4025		504-1162	.434	155-503	.308	289-369	.783	205	526	731	36.6	323	9	261	218	84	159	1452	72.6
Opponents		20	4025		398-1073	.371	109-360	.303	213-305	.698	195	490	685	34.3	364	8	221	335	44	103	1118	55.9

Team Statistics

	MTSU	OPP
Scoring	1452	1118
Points per game	72.6	55.9
Scoring margin	+16.7	-
Field goals-att	504-1162	398-1073
Field goal pct	.434	.371
3 point fg-att	155-503	109-360
3-point FG pct	.308	.303
3-pt FG made per game	7.8	5.5
Free throws-att	289-369	213-305
Free throw pct	.783	.698
F-Throws made per game	14.5	10.7
Rebounds	731	685
Rebounds per game	36.6	34.3
Rebounding margin	+2.3	-
Assists	261	221
Assists per game	13.1	11.1
Turnovers	218	335
Turnovers per game	10.9	16.8
Turnover margin	+5.9	-
Assist/turnover ratio	1.2	0.7
Steals	159	103
Steals per game	8.0	5.2
Blocks	84	44
Blocks per game	4.2	2.2
Winning streak	7	-
Home win streak	10	-
Attendance	32729	8079
Home games-Avg/Game	10-3273	10-808
Neutral site-Avg/Game	-	0-0

Team Results

Date	Opponent		Score	Att.
12/20/2022	at Rice	W	74-68	591
12/29/2022	Charlotte	W	71-46	2922
12/31/2022	at Western Ky.	W	80-75	865
01/05/2023	UTSA	W	80-41	2582
01/07/2023	at North Texas	W	76-57	1376
01/11/2023	Rice	W	85-56	2982
01/16/2023	at UAB	W	76-54	295
01/19/2023	at Charlotte	W	65-41	552
01/21/2023	Louisiana Tech	W	68-50	3411
01/26/2023	Fla. Atlantic	W	63-48	3168
01/28/2023	FIU	W	67-41	3313
02/02/2023	at UTEP	L	62-65	998
02/04/2023	at UTSA	L	53-58	560
02/09/2023	Western Ky.	W	94-81	3209
02/11/2023	UAB	W	63-42	3407
02/16/2023	at Fla. Atlantic	W	85-77	729
02/18/2023	at FIU	W	85-46	476
02/25/2023	at Louisiana Tech	W	61-59	1637
03/02/2023	North Texas	W	72-45	3508
03/04/2023	UTEP	Wot	72-68	4227



2022-23 SEASON STATS



2022-23 Middle Tenn. Women's Basketball Team Game-by-Game All games

Page 1/1
as of Jun 26, 2023

Opponent	Date	Score		Total		3-Pointers		Free throws		Rebounds				PF	A	TO	BLK	STL	PTS	AVG
				FG-FGA	PCT	3FG-3FGA	PCT	FT-FTA	PCT	OFF	DEF	TOT	AVG							
at Mercer	11/07/2022	75-76	L	21-52	.404	7-20	.350	26-36	.722	12	12	24	24.0	26	12	13	2	15	75	75.0
at Southern Ill.	11/12/2022	90-38	W	32-56	.571	12-26	.462	14-20	.700	14	32	46	35.0	19	21	19	2	16	90	82.5
Belmont	11/16/2022	80-62	W	28-65	.431	5-20	.250	19-27	.704	17	24	41	37.0	24	11	11	4	10	80	81.7
vs Texas Tech	11/25/2022	67-72	L	20-58	.345	10-35	.286	17-22	.773	13	26	39	37.5	23	13	17	6	7	67	78.0
vs Missouri St.	11/26/2022	79-54	W	25-59	.424	6-21	.286	23-26	.885	11	28	39	37.8	20	14	11	5	12	79	78.2
Tennessee Tech	12/01/2022	83-45	W	26-51	.510	5-16	.313	26-28	.929	9	29	38	37.8	20	12	13	3	11	83	79.0
Louisville	12/04/2022	67-49	W	21-57	.368	11-26	.423	14-17	.824	8	32	40	38.1	19	12	10	2	6	67	77.3
at Memphis	12/10/2022	69-53	W	26-55	.473	8-23	.348	9-14	.643	5	28	33	37.5	16	20	9	5	4	69	76.3
Houston	12/14/2022	68-61	W	20-50	.400	6-18	.333	22-28	.786	14	26	40	37.8	14	8	19	5	8	68	75.3
at Rice	12/20/2022	74-68	W	24-52	.462	7-22	.318	19-20	.950	7	27	34	37.4	19	14	12	6	4	74	75.2
Charlotte	12/29/2022	71-46	W	24-64	.375	7-22	.318	16-20	.800	16	23	39	37.5	13	13	7	4	9	71	74.8
at Western Ky.	12/31/2022	80-75	W	27-59	.458	6-25	.240	20-24	.833	14	28	42	37.9	15	13	15	5	7	80	75.3
UTSA	01/05/2023	80-41	W	28-63	.444	9-21	.429	15-23	.652	13	30	43	38.3	15	19	7	9	5	80	75.6
at North Texas	01/07/2023	76-57	W	30-64	.469	10-31	.323	6-8	.750	9	31	40	38.4	11	12	10	2	8	76	75.6
Rice	01/11/2023	85-56	W	23-57	.404	6-16	.375	33-44	.750	11	30	41	38.6	23	11	11	4	11	85	76.3
at UAB	01/16/2023	76-54	W	28-69	.406	11-32	.344	9-12	.750	11	31	42	38.8	9	18	8	1	10	76	76.3
at Charlotte	01/19/2023	65-41	W	22-60	.367	9-33	.273	12-13	.923	9	26	35	38.6	16	13	11	6	12	65	75.6
Louisiana Tech	01/21/2023	68-50	W	24-52	.462	7-21	.333	13-14	.929	8	25	33	38.3	8	12	9	7	3	68	75.2
Fla. Atlantic	01/26/2023	63-48	W	20-54	.370	3-23	.130	20-24	.833	8	23	31	37.9	14	11	10	6	14	63	74.5
FIU	01/28/2023	67-41	W	27-56	.482	4-22	.182	9-13	.692	10	33	43	38.2	13	10	14	6	10	67	74.2
at UTEP	02/02/2023	62-65	L	21-56	.375	11-29	.379	9-14	.643	10	20	30	37.8	21	9	11	2	10	62	73.6
at UTSA	02/04/2023	53-58	L	17-75	.227	10-54	.185	9-15	.600	19	21	40	37.9	25	13	10	4	9	53	72.6
Western Ky.	02/09/2023	94-81	W	31-56	.554	10-24	.417	22-28	.786	9	27	36	37.8	16	16	13	4	7	94	73.6
UAB	02/11/2023	63-42	W	21-55	.382	7-23	.304	14-17	.824	5	25	30	37.5	19	7	6	4	10	63	73.1
at Fla. Atlantic	02/16/2023	85-77	W	31-55	.564	12-24	.500	11-12	.917	6	21	27	37.0	18	15	13	5	5	85	73.6
at FIU	02/18/2023	85-46	W	31-57	.544	9-21	.429	14-15	.933	9	20	29	36.7	19	15	9	3	11	85	74.0
at Louisiana Tech	02/25/2023	61-59	W	23-48	.479	5-15	.333	10-12	.833	11	27	38	36.8	20	9	17	3	2	61	73.6
North Texas	03/02/2023	72-45	W	29-54	.537	6-21	.286	8-14	.571	12	28	40	36.9	10	13	14	2	9	72	73.5
UTEP	03/04/2023	72-68	Wot	23-56	.411	6-24	.250	20-27	.741	8	30	38	36.9	19	18	11	1	3	72	73.4
vs Charlotte	03/09/2023	84-53	W	27-58	.466	11-29	.379	19-24	.792	13	26	39	37.0	19	12	15	3	9	84	73.8
vs UTEP	03/10/2023	68-62	W	23-59	.390	8-33	.242	14-19	.737	16	27	43	37.2	25	9	15	2	5	68	73.6
vs Western Ky.	03/11/2023	82-70	W	25-60	.417	11-27	.407	21-24	.875	17	29	46	37.5	18	13	18	1	2	82	73.9
vs Colorado	03/18/2023	60-82	L	25-64	.391	4-24	.167	6-7	.857	9	20	29	37.2	9	8	8	5	9	60	73.5
Total		2424		823-1906	.432	259-821	.315	519-661	.785	363	865	1228	37.2	575	426	396	129	273	2424	73.5
Opponents		1895		651-1770	.368	187-600	.312	406-559	.726	331	788	1119	33.9	635	369	561	86	181	1895	57.4

Middle Tenn. Averages

Games Played	Points/game	FG Pct	3FG Pct	FT Pct	Rebounds/game	Assists/game	Turnovers/game	Assist/Turnover ratio	Steals/game	Blocks/game
33	73.5	43.2	31.5	78.5	37.2	12.9	12.0	1.1	8.3	3.9



2022-23 SEASON STATS



2022-23 Middle Tenn. Women's Basketball Points-rebounds-assists All games

Page 1/1
as of Jun 26, 2023

Opponent	Date	Score		1	2	4	5	10	11	15	22	23	33	34
				BLAKELY, CO	BOLDYREVA,	WHEELER, SA	MALASHKA, K	GREGORY, JA	LATORRE CI	SCOTT, TA	M GRANNUM, JA	WHITTINGTO,	WHITSON, CO	RILEY, LANA
at Mercer	11/07/2022	75-76	L	7-1-3	9-3-1	14-1-5	10-5-1	20-2-2	DNP	2-3-0	0-0-0	3-2-0	10-3-0	0-0-0
at Southern Ill.	11/12/2022	90-38	W	6-3-4	10-5-1	14-3-6	14-5-3	13-3-2	0-2-0	5-5-0	5-4-0	11-3-3	12-7-2	0-3-0
Belmont	11/16/2022	80-62	W	7-1-1	4-1-1	22-2-0	23-9-1	12-8-2	DNP	0-1-0	DNP	2-6-3	10-7-3	DNP
vs Texas Tech	11/25/2022	67-72	L	6-1-2	3-1-0	12-1-3	19-7-0	5-7-5	DNP	3-1-0	0-0-1	12-5-1	7-14-1	0-0-0
vs Missouri St.	11/26/2022	79-54	W	10-4-0	0-5-0	24-2-5	6-1-0	9-5-3	0-1-0	7-2-0	2-4-0	8-1-2	13-10-3	0-1-1
Tennessee Tech	12/01/2022	83-45	W	11-0-5	10-5-0	16-7-3	19-5-2	11-3-0	DNP	7-4-0	0-0-0	DNP	9-9-2	0-0-0
Louisville	12/04/2022	67-49	W	4-6-1	3-2-1	23-6-5	15-5-1	6-5-4	DNP	0-0-0	0-0-0	DNP	16-10-0	DNP
at Memphis	12/10/2022	69-53	W	4-3-8	8-3-2	14-9-6	13-5-2	22-3-2	DNP	2-1-0	DNP	0-0-0	6-5-0	DNP
Houston	12/14/2022	68-61	W	8-5-3	9-8-0	5-3-2	20-4-0	14-4-2	DNP	0-0-0	DNP	3-2-0	9-9-1	DNP
at Rice	12/20/2022	74-68	W	0-6-1	2-1-0	21-0-5	22-11-4	8-2-2	DNP	DNP	0-0-0	3-4-0	18-7-2	DNP
Charlotte	12/29/2022	71-46	W	3-1-5	2-1-0	2-1-1	22-8-0	5-7-2	DNP	4-1-0	0-1-1	16-5-3	17-10-1	DNP
at Western Ky.	12/31/2022	80-75	W	8-4-0	4-1-0	DNP	19-7-1	26-1-4	DNP	2-1-0	2-1-0	4-9-5	15-8-3	DNP
UTSA	01/05/2023	80-41	W	11-8-11	16-9-0	DNP	18-7-0	14-2-2	DNP	10-7-1	0-2-0	0-0-2	11-5-3	DNP
at North Texas	01/07/2023	76-57	W	9-4-5	16-4-1	DNP	8-5-1	24-7-2	DNP	3-3-0	0-1-0	7-7-0	9-8-3	DNP
Rice	01/11/2023	85-56	W	15-8-2	21-7-0	16-2-3	16-6-0	13-4-3	0-2-0	0-0-0	0-1-0	2-4-0	2-3-3	DNP
at UAB	01/16/2023	76-54	W	5-3-2	6-5-0	19-1-5	26-3-1	10-1-0	DNP	0-0-0	0-2-0	5-3-3	5-14-7	DNP
at Charlotte	01/19/2023	65-41	W	11-2-2	2-1-1	10-5-4	18-8-1	15-5-1	DNP	0-0-0	0-0-0	0-3-0	9-8-4	0-0-0
Louisiana Tech	01/21/2023	68-50	W	0-0-0	18-8-2	29-2-1	4-3-0	8-4-5	DNP	DNP	0-0-0	9-0-2	0-11-2	DNP
Fla. Atlantic	01/26/2023	63-48	W	4-4-0	3-3-0	16-6-2	25-3-1	6-4-3	DNP	0-0-0	2-0-0	2-2-5	5-5-0	DNP
FIU	01/28/2023	67-41	W	11-6-3	7-4-0	18-5-2	13-8-1	5-5-0	DNP	DNP	0-0-0	7-2-2	6-9-2	DNP
at UTEP	02/02/2023	62-65	L	0-1-2	4-4-0	1-2-1	13-7-4	20-6-0	DNP	DNP	0-1-0	6-3-2	18-2-0	DNP
at UTSA	02/04/2023	53-58	L	3-2-2	7-4-1	11-4-3	9-5-1	5-4-3	DNP	DNP	2-0-0	3-9-3	13-11-0	DNP
Western Ky.	02/09/2023	94-81	W	5-4-4	13-6-2	37-2-4	4-0-0	19-3-2	DNP	3-7-0	0-0-0	13-10-4	DNP	DNP
UAB	02/11/2023	63-42	W	9-4-1	6-6-1	20-9-1	5-2-0	15-4-1	DNP	2-4-1	0-0-0	6-0-2	DNP	DNP
at Fla. Atlantic	02/16/2023	85-77	W	12-0-0	2-0-0	18-5-4	14-8-4	13-3-3	DNP	0-0-0	DNP	5-4-3	21-5-1	DNP
at FIU	02/18/2023	85-46	W	16-2-3	6-4-0	14-5-2	DNP	20-3-3	DNP	2-1-0	0-0-0	8-5-6	19-6-1	DNP
at Louisiana Tech	02/25/2023	61-59	W	0-3-2	2-0-1	9-1-2	27-8-1	16-5-0	DNP	0-0-0	DNP	0-1-0	7-11-3	DNP
North Texas	03/02/2023	72-45	W	12-0-3	12-7-0	10-3-5	12-6-1	15-4-3	DNP	0-0-0	2-0-0	2-6-0	7-11-1	DNP
UTEP	03/04/2023	72-68	Wot	9-2-3	9-4-2	3-1-0	17-7-3	17-5-3	DNP	0-0-0	0-0-0	8-9-3	9-6-4	DNP
vs Charlotte	03/09/2023	84-53	W	11-5-1	8-1-0	28-6-3	7-5-1	7-5-2	0-1-0	0-1-0	1-3-0	17-2-2	5-7-3	DNP
vs UTEP	03/10/2023	68-62	W	2-0-1	4-1-0	1-4-1	18-14-3	22-7-2	DNP	DNP	0-1-0	3-6-2	18-5-0	DNP
vs Western Ky.	03/11/2023	82-70	W	10-4-3	2-5-0	11-3-5	14-6-2	24-4-1	DNP	DNP	DNP	16-6-0	5-11-2	DNP
vs Colorado	03/18/2023	60-82	L	6-2-4	16-4-0	15-3-2	13-4-1	3-1-0	DNP	DNP	0-0-0	4-3-0	3-6-1	DNP



2022-23 SEASON NOTEBOOK

MIDDLE TENNESSEE EARNS TOP SEED

• Middle Tennessee enters the C-USA Basketball Championships as the No. 1 seed after capturing the regular season title with an 18-2 league mark.

• The 2022-23 regular season conference championship is the 20th in program history and the second as a member of C-USA.

• The 18 league wins is a new C-USA record, besting the previous mark of 16 wins set by several teams.

INSELL ALL-TIME WINNINGEST HOOPS COACH AT MT

• Lady Raider HC Rick Insell is the all-time winningest basketball coach in MT history with 433 wins.

• All of Insell's wins are against Division I foes as he has never scheduled a non-Division I regular-season opponent in his 18 seasons leading MT.

• Insell became the winningest coach in MT women's history on Jan. 5, 2013 with a 60-39 win against South Ala., which was win No. 183, surpassing Lewis Bivens.

INSELL RANKS AMONGST NATION'S BEST

• Rick Insell is one of the nation's winningest coaches since being named the Lady Raiders' head coach in 2005.

• Insell is third for most wins among NCAA Division I active coaches with 18 seasons or less experience.

COACH (SCHOOL)	SEASONS	WINS
1. Mark Kellogg (SFA)	18	444
2. Jeff Walz (Louisville)	16	437
3. Rick Insell (MTSU).....	18	433
4. K. Abrahamson-Henderson (Georgia)....	18	393
5. Vic Schaefer (Texas)	18	376

INSELL RANKS AMONGST NATION'S BEST II

• HC Rick Insell is fourth amongst active Division I women's basketball coaches with at least 18 seasons for winning percentage with a .736 clip.

COACH (SCHOOL)	SEASONS	%
1. Mark Kellogg (SFA)	18	.789
2. Jeff Walz (Louisville)	16	.779
3. Rick Insell (MTSU)	18	.743
4. Dawn Pilitzuweit (WVU).....	16	.723
5. Abrahamson-Henderson (Georgia)	18	.701

* - minimum 10 seasons coached

NO STRANGER TO THE BIG DANCE

• Middle Tennessee makes its 20th NCAA Tournament appearance.

• MTSU's 20 appearances are tied for 20th most among teams in this year's field of 68.

• The Lady Raiders are in the postseason for the 18th consecutive year. They have been in the NCAA Tournament in 13 of those seasons, along with five WNIT appearances.

• Rick Insell has taken the Lady Raiders to 16 consecutive postseason appearances (11 NCAAAs and five WNITs). The 2020 postseason was canceled due to COVID-19.

ONE OF TWO!!!

• Middle Tennessee and South Carolina are the only Division I women's basketball teams to post undefeated home regular season marks in each of the last two seasons.

• The Lady Raiders have won 28 straight at Murphy Center over the last two regular seasons, which is the second longest such streak in the country. South Carolina has won 38 straight.

• The Lady Raiders were 14-0 at home this season.

11 SEEDS IN THE NCAA TOURNAMENT

• MTSU is a No. 11 seed in the Seattle 4 Region. The lowest seed for a Middle Tennessee in the NCAA Tournament was a 14 in 2001.

• The 11 seeds are a combined 49-112 in previous NCAA Tournaments. The best finish by an 11 seed took place when Gonzaga reached the Elite Eight in 2011.

• MTSU is an 11 seed for the second time in the NCAA Tournament. The other was in 2011 against No. 6 seed Georgia.

MTSU HISTORY IN THE NCAA TOURNAMENT

• MTSU is in the NCAA Tournament for the 20th time. The Lady Raiders are 5-20 all-time in the NCAA Tourney. They have advanced into the second round five times.

YEAR	SEED	OPPONENT	RESULT
1983	9 (8)	Jackson State	W, 64-61
1983	9 (1)	LA Tech	L, 59-91
1984	6 (3)	Tennessee	L, 52-70
1985	5 (4)	WKU	L, 83-90
1986	10 (7)	South Carolina	W, 78-77
1986	10 (2)	LSU	L, 65-78
1988	10 (7)	Kansas	L, 75-81
1996	13 (4)	Kansas	L, 57-72
1998	15 (2)	Duke	L, 67-92
2004	13 (4)	North Carolina	W, 67-62
2004	13 (5)	Notre Dame	L, 46-59
2005	12 (5)	NC State	W, 60-58
2005	12 (4)	Texas Tech	L, 69-80
2006	12 (5)	Utah	L, 71-76
2007	5 (12)	Gonzaga	W, 85-46
2007	5 (13)	Marist	L, 59-73
2009	8 (9)	Michigan State	L, 59-60
2010	10 (7)	Mississippi State	L, 64-68
2011	11 (6)	Georgia	L, 41-56
2012	10 (7)	Vanderbilt	L, 46-60
2013	12 (5)	Louisville	L, 49-74
2014	8 (9)	Oregon State	L, 36-55
2016	12 (5)	Florida State	L, 55-72
2021	14 (3)	Tennessee	L, 62-87

HOW WE GOT HERE

• Middle Tennessee earned C-USA's automatic berth into the NCAA Tournament with an 82-70 win against WKU in the title game.

• MTSU virtually dominated the field in the C-USA Tournament after having already stormed through the regular season.

• MTSU's margin of victory in the tournament was 16.3

• The Lady Raiders defeated Charlotte (84-53) in the quarterfinals, UTEP (68-62) in the semifinals, before disposing of rival WKU (82-70) in the title game.

• MTSU averaged 78 points per game, while holding the three opponents to an average of 61.7 per outing.

• Four Lady Raiders averaged double figures, led by Jalynn Gregory's 17.7 ppg. Savannah Wheeler (13.3), Kseniya Malashka (13.0) and Alexis Whittington (12.0) also averaged double figures scoring. Courtney Whitson averaged 9.3 ppg, and Courtney Blakely added 7.7 per game to lead a balanced attack.

• The conference tourney championship was the 17th in program history and the ninth under HC Rick Insell.

CONFERENCE TOURNAMENT TITLES BY YEAR

Ohio Valley (6)	Sun Belt (7)	C-USA (4)
1982-83	2003-04	2013-14
1983-84	2004-05	2015-16
1984-85	2005-06	2020-21
1985-86	2006-07	2022-23
1987-88	2008-09	
1997-98	2009-10	
	2012-13	

GREGORY MVP OF C-USA CHAMPIONSHIPS

• Sophomore Jalynn Gregory was named most valuable player of the C-USA Championships.

• Gregory averaged 17.7 points, 5.3 rebounds, 1.7 assists and 1.0 steals in the three contests.

• Gregory was exceptional from the field, shooting 37 percent (9-of-24) from 3-point range, including 5-of-5 in the championship game vs. WKU.

• Gregory was also outstanding at the free-throw line, where she connected on 18-of-20 attempts (90 percent).

MALASHKA EARNS ALL-TOURNAMENT NOD

• C-USA Sixth Player of the Year Kseniya Malashka continued her remarkable play off of the bench to help spark the Lady Raiders to the league tourney title.

• Malashka was named to the five-person all-tournament team after averaging 13 points and a team-best 8.3 rebounds per game.

• Malashka's best game was against UTEP in the semifinals when she turned in a double-double with 18 points and 14 rebounds.

MTSU STREAK ONE OF BEST IN C-USA HISTORY

• MTSU's 16-game winning streak earlier this season ranked as the fifth longest in C-USA history. It was the second time that an MTSU team has put together a streak of 16 games or more since becoming a C-USA member.



2022-23 SEASON NOTEBOOK

C-USA'S LONGEST WINNING STREAKS

NUMBER	TEAM	SEASON
23	UTEP	2007-08
21	Rice	2018-19
17	Middle Tennessee	2013-14
17	Houston	2010-11
16	Middle Tennessee	2022-23
15	UTEP	2011-12
14	Tulane	1999-00
14	Cincinnati	2001-02
14	DePaul	2004-05
14	WKU	2014-15

DID YOU KNOW?

• MTSU is the only women's basketball program to have the NCAA Division I scoring champion in three consecutive seasons? Amber Holt (2008), Alysha Clark (2009, 10).

MOST OF MIDDLE TENNESSEE VICTORIES

• The top five and eight of the top 10 single-season win totals in Lady Raider history have come under Head Coach Rick Insell, including a school record 30 wins during the 2006-07 season.

• Insell has produced 20-plus wins in 16 of his 18 seasons leading the program.

• He registered career win No. 400 against Old Dominion (3/5/22) to cap the 2021-22 regular season.

TOP 10 SINGLE SEASON WIN TOTALS

Season	Record	Postseason
1. 2006-07	30-4	NCAA Tournament
2. 2013-14	29-5	NCAA Tournament
3. 2022-23	28-4	NCAA Tournament
3. 2008-09	28-6	NCAA Tournament
5. 2021-22	27-8	WNIT Tournament
6. 1982-83	26-5	NCAA Tournament
6. 2011-12	26-7	NCAA Tournament
8. 2009-10	25-6	NCAA Tournament
8. 2012-13	25-8	NCAA Tournament
10. 2015-16	24-9	NCAA Tournament
10. 2014-15	24-10	WNIT Tournament
10. 2004-05	24-9	NCAA Tournament
10. 2003-04	24-8	NCAA Tournament
10. 1995-96	24-6	NCAA Tournament

INSELL NOTCHES CAREER WIN 400

• Rick Insell collected his 400th career win at Middle Tennessee with a 62-44 triumph against ODU (3/5/22).

• Insell is just the 14th active Division I head coach to secure 400 wins at his/her first school.

• Insell is the first active Division I head coach to win their first 400 at their alma mater.

ACTIVE COACHES WITH 400 WINS AT FIRST SCHOOL

Coach	School
Geno Auriemma	UConn
Carla Berube	Princeton
Mary Burke	Bryant
Tricia Fabbri	Quinnipiac
Jose Fernandez	South Florida
Brian Giorgis	Marist
Carey Green	Liberty
Rick Insell	Middle Tennessee
Jeff Walz	Louisville

INSELL'S MILESTONE COLLEGIATE VICTORIES

No.	Date	Score
1	11/22/05	MT 62, Houston 35
50	3/17/07	MT 85, Gonzaga 46
100	3/10/09	MT 74, UALR 54
150	11/17/11	MT 59, South Dakota St. 49
200	11/15/13	MT 61, Miami (FL) 55
250	3/19/15	MT 69, Ball State 58
300	11/10/17	MT 65, Vanderbilt 54
350	1/9/20	MT 75, Marshall 55
400	3/5/22	MT 62, Old Dominion 44

MT WELL REPRESENTED ON ALL-CONFERENCE TEAMS

• MTSU had a Conference USA-best four players represented on the all-conference postseason teams.

• Kseniya Malashka was named C-USA Sixth Player of the Year for the second straight season. Malashka joined Gabby Lyon (2016-17) as the only Lady Raiders to be named C-USA's Sixth Player of the Year.

• HC Rick Insell was named C-USA Co-Coach of the Year, marking the fourth time he has been so honored.

• Savannah Wheeler and Courtney Whitson were named first-team all-conference, and Jalynn Gregory was named to the league's second team.

PROGRAM WINS RECORD IN SIGHT

• Middle Tennessee enters the NCAA Tournament with 28 wins, which is tied for third for single season wins.

• The Lady Raiders are two wins shy tying the school record for most wins in a season (30).

• The top six marks for single-season wins all took place under HC Rick Insell.

MOST WINS IN PROGRAM HISTORY

Wins	Season	Coach
30	2006-07	Rick Insell
29	2013-14	Rick Insell
28	2022-23	Rick Insell
28	2008-09	Rick Insell
27	2021-22	Rick Insell
26	2011-12	Rick Insell
26	1982-83	L. Joe Inman

EYEING 1,000 WINS

• Middle Tennessee will soon join an elite list of women's basketball programs in the nation to secure 1,000 wins.

• The Lady Raiders are two wins shy of the 1,000-win milestone.

• MTSU is 25th all-time for wins among Division I women's basketball teams with 998 wins.

INSELL MAKING 11TH NCAA TOURNAMENT APPEARANCE

• Head Coach Rick Insell is making his 11th appearance in the NCAA Tournament, all coming since he joined the program in 2005-06.

SEASON HIGHLIGHTS

• MTSU owns a 28-4 record which is tied for the third most wins in a single season in program history. The program record for single season wins is 30 (2006-07).

• MTSU fashioned an 18-2 record in league play this season, setting a record for Conference USA wins. The previous record was 16 set by several teams.

• MTSU won 16 consecutive games earlier this season, including a perfect December and January. It was the fifth best streak in C-USA history and tied for the fifth best in Lady Raider history.

• MTSU's 16-game win streak is just one of three streaks of 16 games or more this season.

• MTSU started the season 18-2 which is the best 20-game start in program history and the third time in program history to post that mark through 20 games. It was the first since 1995-96.

SO CLOSE TO PERFECTION

• MTSU finished the regular season with a sparkling 25-4 record, making them one of 16 Division I teams with 25 or more victories.

• Only 14 points separate the Lady Raiders from four defeats and a perfect season.

• The average margin of defeat in four setbacks is 3.5. MTSU lost two games at the buzzer (at Mercer, at UTEP).

LADY RAIDERS SET PROGRAM RECORD

• MTSU has won 55 games over the last two seasons to set the program record for wins over a two-year span, besting the previous mark of 54 games in the 2012-13 and 2013-14 seasons.

20-WINS ... AGAIN

• MTSU notched its 20th win of the season by virtue of its 63-42 win against UAB (Feb. 11).

• MTSU has won 20-plus games in 16 of HC Rick Insell's 18 seasons.

• Overall, the Lady Raiders have enjoyed 29 seasons of 20 wins or more.

CENTURY CLUB

• Three players on the MTSU roster have scored at least 1,000 career points.

• Savannah Wheeler (1,732), Courtney Whitson (1,218) and Kseniya Malashka (1,194) have each topped the century mark during their college careers.

• All told, MTSU's veteran roster has combined to score 6,926 points in their college career.

WHITSON FIFTH TO REACH 1,000/800 MILESTONE

• Courtney Whitson became just the fifth player in program history to reach both the 1,000-career point mark and the 800 career rebound mark during MTSU's 61-59 win against Louisiana Tech (2/25/23).



2022-23 SEASON NOTEBOOK

• Among those players, Whitson is the only one in the group to hit more than 20 3-point field goals during her career.

Player	Points	Reb.
Ebony Rowe	2,453	1,410
Jennifer McFall	1,834	992
Priscilla Robinson	2,009	908
Tawayna Mucker	1,946	887
Courtney Whitson	1,218	849

WHITSON AMONG ALL-TIME GREATS

• Courtney Whitson became the 33rd member of the Lady Raider 1,000-point club earlier this season.

• Whitson has been a fixture in the Lady Raider lineup, starting all 120 games in which she has played.

• With one season remaining, Whitson is already fifth on the MTSU career rebounding list (849) and also ranks fifth all-time for 3-pointers with 226.

• Whitson is also currently fourth all-time for games started and third for minutes played.

WHITSON RANKS ALL-TIME

CAREER 3-POINT FIELD GOALS MADE

#	Player	Number	Years
1.	Kortni Jones	259	2009-13
2.	Brandi Brown	257	2006-10
3.	Jackie Pickel	248	2006-10
4.	Anne Marie Lanning	243	2007-11
5.	Courtney Whitson	226	2019-

CAREER REBOUNDS

#	Player	Number	Years
1.	Ebony Rowe	1,410	2010-14
2.	Jennifer McFall	992	1981-85
3.	Priscilla Robinson	908	1990-94
4.	Tawanya Mucker	887	1985-89
5.	Courtney Whitson	849	2019-

CAREER GAMES STARTED

#	Player	Number	Years
1.	Ebony Rowe	131	2010-14
2.	Patrice Holmes	124	2001-05
3.	Alex Johnson	121	2015-19
4.	Courtney Whitson	120	2019-
5.	Kim Webb	116	1983-87

CAREER MINUTES PLAYED

#	Player	Number	Years
1.	Ebony Rowe	4,858	2010-14
2.	Patrice Holmes	4,189	2001-05
3.	Courtney Whitson	4,145	2019-
4.	Chrissy Givens	3,945	2003-07
5.	Kim Webb	3,895	1983-87

PUTTING UP THE POINTS

• MTSU currently owns a scoring margin of +17.2 per game, which is currently ranked eighth nationally.

• The mark would be the second best in C-USA history behind only the 2004-05 DePaul team. South Carolina led the nation with a +20.2 scoring margin last season.

C-USA SCORING MARGIN (ALL GAMES)

#	Margin	Team	Season
1.	+20.0	DePaul	2004-05
2.	+17.2	Middle Tennessee	2022-23
3.	+16.4	DePaul	2003-04
4.	+15.6	Cincinnati	2001-02
5.	+14.4	Tulane	1997-98

LOCK-DOWN DEFENSE

• MTSU has held 12 opponents to 50 points or less this season, which is the most in a single season in program history. They are 12-0 in those games.

• The Lady Raiders have held 20 opponents below 60 points. They are 19-1 in those games with the lone loss being a 58-53 decision at UTSA (2/4).

• MTSU is ranked 24th nationally for scoring defense, allowing just 56.7 ppg.

TAKING ADVANTAGE OF CHARITY

• MTSU has done a superlative job of getting to the free-throw line this season. More importantly, it has converted once getting there.

• The Lady Raiders are 14th nationally for free-throw percentage (78.4), and they are eighth nationally for free throws made per game (16.1).

• Twenty-two percent of the teams scoring has come from the free-throw line this season.

• The Lady Raiders have six players shooting 72 percent or better from the free-throw line, including Savannah Wheeler who ranks 25th nationally at 87.4 percent per game. Jalynn Gregory is 33rd nationally for free-throw percentage (86.4).

CALLING LONG DISTANCE

• The Lady Raiders consistently have been amongst the nation's top 3-point shooting teams under HC Rick Insell, knocking down 200-plus treys in 15 of his 18 seasons.

• MTSU connected on 259 treys in 2022-23, which is sixth most in a single season.

• MTSU has 15 seasons with 200-plus 3-pointers since the shot was adopted for women's basketball in 1986-87 with 15 of those coming under Insell.

WHEELER'S ALL-AMERICAN BID

• Savannah Wheeler enters the C-USA Championships with 1,732 career points in just 106 games.

• Wheeler reached the 1,500 career point milestone during MTSU's win over Charlotte Jan. 19, 2023, reaching the feat in her 91st career game.

• Wheeler is just one of two players (Iowa's Caitlin Clark) to score 37 points with four assists, two rebounds and two steals in a conference game this season (WKU 2/9/23).

• Wheeler scored 23 points in MTSU's win over No. 18/15 Louisville (12/4/22) on 6-of-12 shooting from the field and 9-of-11 from the free-throw line to outduel Louisville's top scoring guard Hailey Van Lith (12 points on 4-of-18 shooting). Wheeler made her 150th career 3-pointer during the Louisville game.

• Wheeler scored 37 points in MTSU's 94-81 win over WKU (2/9/23), setting a new MTSU career high against her home-state rival.

MALASHKA PROVIDES SPARK OFF THE BENCH

• Senior Kseniya Malashka is arguably one of the best sixth players in the country. Named the C-USA Sixth Player of the Year for the second straight season, she has come off of the bench in 28 of her 31 games played this season.

• Malashka is averaging 15.2 points per game, shooting 48 percent from the field and post a conference leading two blocks per game.

• Malashka's dynamic play includes 14 games with 18-plus points, 24 games in double figures scoring and seven or more rebounds in 13 games. She has 22 games with at least one blocked shot and 11 with three or more, including a career-best five blocks at Charlotte (1/19/23).

GREGORY LONG RANGE THREAT

• Sophomore Jalynn Gregory has proven to be C-USA's best 3-point shooter this season.

• Gregory leads C-USA in 3-point percentage (.341) and 3-point field goals per game (2.6).

• Gregory has connected for three or more treys in 13 games, including a career-high seven in the win at Memphis (12/10/22).

• Gregory has totaled 84 3-pointers this season and has connected for 155 in her first two seasons as a Lady Raider.

WHITTINGTON IS MS. RELIABLE

• With her 135th appearance against UAB (1/16/23), Alexis Whittington became Middle Tennessee's all-time leader in games played. In her fifth season as a Lady Raider, Whittington has started 89 games and played in a total of 150.

HOMECOURT ADVANTAGE

• MTSU has enjoyed great home success under Rick Insell.

• The Lady Raiders are 223-43 at the Murphy Center under Insell for an 84 percent winning ledger, which is actually above the overall home winning percentage.

• MTSU has won 88 percent of its conference home games under Insell, compiling a 143-18 worksheet.

• MTSU is 498-128 all-time at Murphy Center for a 79 percent winning ledger.



2022-23 SEASON NOTEBOOK

LONGEST ACTIVE REGULAR SEASON

HOME WIN STREAKS

1. South Carolina: 38
2. Middle Tennessee: 28
3. LSU: 21
4. Gonzaga: 20

VS. CONFERENCE USA

- MTSU is 137-37 vs. C-USA members since joining the league prior to the 2013-14 season.
- The 137 wins are the most of any league member during this span.
- Overall, Rick Insell's teams are 263-52 (83 percent) vs. league foes, having posted a 126-15 mark in the Sun Belt Conference.

FOLLOW OUR LEAD

- MTSU has been outstanding with the lead and closing games out under HC Rick Insell.
- MTSU is 366-37 all-time when leading at the half under Insell.
- MTSU is 403-20 when leading at the 5-minute mark under Insell.

RAIDERS ON THE ROAD

- MTSU has enjoyed great road success under HC Rick Insell.
- The Lady Raiders are 160-85 overall on the road under Insell, for a 65 percent winning ledger.
- Insell's teams are 62-20 on the road in C-USA play (76 percent), and 120-31 (79 percent) in conference road games overall (C-USA & Sun Belt).

INTERNATIONAL FLAVOR

- MTSU has four international players on its 2021-22 roster. They hail from Belarus, Canada, Russia and Spain.
- MTSU has not had a strong history of landing International players as only five had suited up for the Lady Raiders in program history prior to the 2020-21 season.

INTERNATIONAL PLAYERS AT MTSU

Player (Homeland)	Season
Anastasiia Boldyreva (Moscow, Russia)	2021-
Jada Grannum (Mississauga, Ontario)	2020-
Anabel Latorre Ciria (Zaragoza, Spain)	2020-23
Kseniya Malashka (Minsk, Belarus)	2021-23
Dor Saar (Ma'Anit, Isreal)	2021-22
Zeynep Canbaz (Istanbul, Turkey)	2017-18
Ditte Jakobsen (Skoulunde, Denmark)	2003-05
Ileana Portik (Gheorghani, Rumania)	1978-80
Mia Parviainen (Helsinki, Finland)	1999-03
Paula Penttila (Lahti, Finland)	1999-03



2022-23 BOX SCORES

GAME 5

Nov. 26, 2022 | Las Vegas Thanksgiving Invite | Las Vegas, Nev.
Attendance: 1,093

MIDDLE TENNESSEE

79

MISSOURI STATE

54

Middle Tenn. - 79 Record: 3-2

NO. Name	Min	FG		3P	FT	Rebounds		Fouls	TP	AS	TO	ST	Blocks		+/-	
		M-A	P-A			OR	DR						PF	FD		BS
33 Courtney Whitson	F 35:20	5-14	3-7	0-0	1	9	10	2	2	13	3	0	1	1	21	
2 Anastasia Bolydyreva	C 11:54	0-1	0-0	0-0	0	5	5	3	0	0	1	0	2	1	11	
4 Savannah Wheeler	G 32:08	7-13	0-3	10-10	0	2	4	6	24	5	3	1	0	0	22	
10 Jalynn Gregory	G 28:41	1-4	1-3	6-6	1	4	5	1	4	9	3	1	3	0	1	
23 Alexis Whittington	G 24:52	3-7	1-4	1-1	1	1	2	1	8	2	2	2	0	0	16	
1 Courtney Blakely	19:35	3-10	0-1	4-5	0	4	4	2	6	10	0	3	0	0	11	
22 Jada Grannum	12:22	1-2	0-0	0	3	1	4	4	2	2	0	0	1	0	10	
15 Ta'Mia Scott	14:44	3-5	0-1	1-2	1	1	2	0	1	7	0	0	0	0	5	
34 Lanae Riley	10:52	0-1	0-1	0-0	0	1	1	2	0	0	1	1	0	0	1	
5 Kseniya Malashka	08:11	2-2	1-1	1-2	1	0	1	1	6	0	0	1	2	0	9	
11 Anabel Latorre Ciria	01:21	0-0	0-0	0-0	1	0	1	0	0	0	0	0	0	0	-2	
Team						3	0	3								
Totals		25-59	6-21	23-26	11	28	39	20	23	79	14	11	12	5	4	25

Shooting By Period
1st FG%: 7-17 41.2%
2nd FG%: 2-6 33.3%
3rd FG%: 2-3 66.7%
4th FG%: 7-17 41.2%
5th FG%: 5-5 100%

Technical Fouls: NONE
Dead Ball Rebounds: 2-0

GAME 6

Dec. 1, 2022 | Murfreesboro, Tenn.
Attendance: 6,000 | TV: ESPN+

MIDDLE TENNESSEE

83

TENNESSEE TECH

45

Tennessee Tech - 45 Record: 3-3

NO. Name	Min	FG		3P	FT	Rebounds		Fouls	TP	AS	TO	ST	Blocks		+/-
		M-A	P-A			OR	DR						PF	FD	
4 Anna Walker	F 17:19	2-9	0-4	0-0	0	5	5	5	3	4	1	1	0	1	-3
2 Jordan Hurst	G 28:13	3-8	3-6	0-0	0	2	2	1	2	9	0	1	1	0	22
10 Reagan Brock	G 33:37	3-8	2-3	2-2	0	3	3	3	9	10	2	2	1	0	40
24 Jada Grimes	G 33:06	0-0	0-2	1-1	0	1	3	4	0	5	1	0	0	0	-35
33 Raghan Guint	G 33:39	3-9	0-3	4-6	1	3	4	2	4	10	2	1	1	0	-31
20 Kiera Hill	13:26	1-2	0-0	1-1	0	1	2	3	0	2	1	0	1	0	-17
22 Peyton Carter	20:16	1-5	0-3	0-0	2	1	3	1	2	3	3	0	0	1	0
1 Cayla Cowart	06:54	1-2	1-2	0-0	0	0	0	0	0	3	0	1	0	0	-3
13 Ansel Hall	06:22	1-1	0-0	0-0	0	0	0	1	0	2	0	2	0	0	0
35 DJ McFarlane	01:19	0-0	0-0	0-0	0	0	0	0	0	0	0	1	0	0	-3
3 Jennifer Sullivan	05:49	1-1	0-0	0-0	0	0	0	1	0	2	0	1	0	0	-11
Team						1	3	4							
Totals		16-47	6-21	7-16	6	17	23	19	20	45	11	17	5	3	-38

Shooting By Period
1st FG%: 7-14 50.0%
2nd FG%: 3-7 42.9%
3rd FG%: 2-2 100%
4th FG%: 3-13 23.1%
5th FG%: 0-0 0%

Technical Fouls: NONE
Dead Ball Rebounds: 5-0

Missouri St. - 54 Record: 2-3

NO. Name	Min	FG		3P	FT	Rebounds		Fouls	TP	AS	TO	ST	Blocks		+/-
		M-A	P-A			OR	DR						PF	FD	
3 Kennedy Taylor	F 22:40	3-8	0-0	1-3	4	3	7	1	4	7	0	0	1	1	-21
34 Indya Green	F 18:27	2-10	0-0	0-0	0	5	5	0	0	4	0	3	1	0	-10
5 Anya Thomas	G 30:46	1-3	0-2	4-4	0	5	5	3	4	6	4	5	1	0	-20
20 Isabelle Delaurie	G 34:36	2-9	1-6	3-4	2	1	3	4	3	8	0	1	0	0	-24
21 Sydney Wilson	G 24:39	3-9	2-3	0-0	0	2	2	4	1	8	1	0	0	0	-15
14 Jade Masogayo	14:05	2-5	0-0	2-2	2	4	2	3	6	2	1	1	0	0	-9
22 Paige Rocca	26:46	2-4	0-0	5-7	1	3	4	5	4	9	0	4	0	1	-15
12 Jaidean Bryant	13:18	0-1	0-1	0-0	0	0	0	4	0	0	1	2	1	0	-9
4 Capria Brown	07:38	2-4	0-0	2-2	1	0	1	0	1	6	1	1	2	0	-2
1 Taylor Woodhouse	04:23	0-1	0-1	0-0	0	0	0	0	0	0	2	0	0	0	0
13 Ifunanya Nwachukwu	01:21	0-0	0-0	0-0	1	1	2	0	0	0	0	0	1	0	0
23 Khloe Moad	01:21	0-0	0-0	0-0	0	0	0	0	0	0	0	0	0	0	0
Team						2	4	3							
Totals		17-54	3-13	17-22	13	24	37	23	20	54	9	19	6	4	-25

Shooting By Period
1st FG%: 3-11 27.3%
2nd FG%: 4-11 36.4%
3rd FG%: 5-12 41.7%
4th FG%: 1-1 100.0%
5th FG%: 5-8 62.5%

Technical Fouls: NONE
Dead Ball Rebounds: 1-0

Middle Tenn. - 83 Record: 4-2

NO. Name	Min	FG		3P	FT	Rebounds		Fouls	TP	AS	TO	ST	Blocks		+/-
		M-A	P-A			OR	DR						PF	FD	
33 Courtney Whitson	F 37:51	3-5	1-3	2-2	1	8	9	3	1	9	2	1	3	0	31
2 Anastasia Bolydyreva	C 15:31	3-7	0-0	4-6	3	2	5	2	4	10	0	2	0	2	13
1 Courtney Blakely	G 32:15	5-9	1-2	0-0	0	0	0	0	2	0	11	5	4	0	30
4 Savannah Wheeler	G 36:49	8-11	0-4	10-10	0	7	7	3	7	16	3	4	1	0	28
10 Jalynn Gregory	G 34:04	2-6	2-5	0-3	4	3	4	3	11	0	1	1	0	0	33
5 Kseniya Malashka	20:36	7-9	0-0	5-5	4	1	5	4	19	2	2	0	0	0	18
15 Ta'Mia Scott	16:51	3-4	1-1	0-0	0	4	4	1	0	7	0	1	1	1	22
22 Jada Grannum	03:53	0-0	0-0	0-0	0	0	0	0	0	0	1	1	0	0	7
34 Lanae Riley	02:09	0-0	0-0	0-0	0	0	0	0	0	0	0	0	0	0	7
Team						1	4	5							
Totals		26-51	5-16	26-28	9	29	38	20	19	83	12	13	11	3	38

Shooting By Period
1st FG%: 2-6 33.3%
2nd FG%: 1-2 50.0%
3rd FG%: 9-11 81.8%
4th FG%: 2-2 100%
5th FG%: 6-20 30.0%

Technical Fouls: NONE
Dead Ball Rebounds: 1-0

	MTS		MSU		Points from Turnovers	Points from Paint	Points from Second Chance	Points from Fast Breaks	Points from Bench	Period by Period Scoring			
	1st	2nd	3rd	4th						TOT			
Biggest lead	29 (4th 3:08)	2 (1st 8:42)	Turnovers	24	7	30	20	16	25	21	21	19	79
Best Scoring Run	8 (4th 3:08)	7 (2nd 8:04)	Second Chance	10	16	15	4	15	4	15	13	54	
Times Tied	1		Fast Breaks	15	4								
Time with Lead	38:14		Bench	25	21								

	TTU		MTS		Points from Turnovers	Points from Paint	Points from Second Chance	Points from Fast Breaks	Points from Bench	Period by Period Scoring			
	1st	2nd	3rd	4th						TOT			
Biggest lead	3 (1st 9:07)	38 (4th 0:13)	Turnovers	5	24	14	38	19	18	11	7	45	
Best Scoring Run	5 (1st 9:07)	10 (2nd 0:55)	Second Chance	4	9	3	13	18	21	20	24	83	
Times Tied	6		Fast Breaks	3	13								
Time with Lead	04:02	33:32	Bench	12	26								

GAME 7

Dec. 4, 2022 | Murfreesboro, Tenn.
Attendance: 5,307 | TV: ESPN+

MIDDLE TENNESSEE

67

#18 LOUISVILLE

49

Louisville - 49 Record: 5-4

NO. Name	Min	FG		3P	FT	Rebounds		Fouls	TP	AS	TO	ST	Blocks		+/-
		M-A	P-A			OR	DR						PF	FD	
44 Olivia Cochran	F 29:08	5-11	0-1	4-7	5	2	7	5	5	14	0	3	1	1	-14
3 Christlyn Carr	G 35:54	4-9	2-4	0-0	1	4	5	2	2	10	1	0	0	0	-16
5 Mykasa Robinson	G 18:12	1-4	0-0	0-0	2	3	5	2	1	2	3	1	1	0	-1
10 Haley Van Lith	G 40:00	4-18	1-5	3-4	2	8	10	2	4	12	3	5	0	0	-18
24 Morgan Jones	G 11:35	0-3	0-0	2-2	1	2	3	1	1	2	0	1	0	0	-5
13 Merrisah Russell	14:55	1-8	1-8	0-0	0	3	3	1	0	0	0	0	0	0	-6
22 Liz Dixon	06:14	0-2	0-0	0-0	1	1	2	0	0	0	0	0	0	0	2
11 Norika Konno	12:27	0-2	0-1	0-0	0	0	0	1	0	1	1	1	0	0	-12
2 Nyla Harris	13:41	1-2	0-0	0-2	1	3	4	1	2	2	1	0	0	1	-8
40 Josie Williams	04:41	0-3	0-2	0-0	1	1	0	0	0	0	0	1	0	0	-8
21 Zyanne Walker	13:13	2-3	0-0	0-0	1	2	3	4	1	4	0	3	0	1	-4
Team						4	0	4							
Totals		18-65	4-21	9-15	18	29	47	20	18	49	8	15	3	2	-18

Shooting By Period
1st FG%: 8-19 42.1%
2nd FG%: 1-3 33.3%
3rd FG%: 1-2 50%
4th FG%: 3-16 18.8%
5th FG%: 1-6 16.7%

Technical Fouls: NONE
Dead Ball Rebounds: 3-0

GAME 8

Dec. 10, 2022 | Memphis, Tenn.
Attendance: 958

MIDDLE TENNESSEE

69

MEMPHIS

53

Middle Tenn. - 69 Record: 6-2

NO. Name	Min	FG		3P	FT	Rebounds		Fouls	TP	AS	TO	ST	Blocks		+/-
		M-A	P-A			OR	DR						PF	FD	
33 Courtney Whitson	F 40:00	3-6													



2022-23 BOX SCORES

GAME 9
Dec. 14, 2022 | Murfreesboro, Tenn.
Attendance: 2,982 | TV: ESPN+

MIDDLE TENNESSEE	68
HOUSTON	61

Houston - 61 Record: 2-9

NO. Name	Min	FG	3P	FT	Rebounds	Fouls	TP	AS	TO	ST	Blocks	+/-
		M/A	M/A	M/A	OR DR TOT	PF					BS BA	
1 Brianna Patterson	F 33:51	2-7	0-1	5-6	1 4 5	4 3	9	1	4	3	0 1	2
30 Talyana Hill	F 24:59	2-5	0-0	4-4	0 0 0	5 3	8	0	2	4	0 1	-4
34 Kamryn Jones	F 22:20	3-6	0-0	0-0	4 4 0	3 0	6	1	1	0	0 1	-4
10 Britney Onyeje	G 31:38	4-11	2-7	0-0	3 1 4	2 10	3	0	3	0	0 6	6
14 Lala Blair	G 34:44	5-13	2-5	0-2	0 6 6	3 2	12	5	3	1	0 2	-7
2 Tiara Young	22:44	1-6	0-1	0-0	0 0 0	1 1	2	0	3	0	0 0	-16
15 De'Myla Brown	20:01	4-7	2-2	2-2	0 2 2	3 2	12	0	2	1	0 0	-2
33 Logan McNeil	08:55	1-1	0-0	0-0	2 1 3	1 0	2	1	0	0	0 0	-8
22 Avalon Miller	00:48	0-0	0-0	0-0	0 0 0	1 1	0	0	0	0	0 0	-2
Team					3 0 3		0		0			
Totals		22-56	6-16	11-14	9 18 27	25 14	61	11	15	12	0 5	-7

Technical Fouls: NONE

Shooting By Period
1st FG% 7-13 53.8%
2nd FG% 4-13 30.8%
3rd FG% 5-13 38.5%
4th FG% 2-6 33.3%
GM FG% 6-18 33.3%
FT% 6-8 75.0%
3PT% 2-5 40.0%
FT% 11-14 78.6%

Dead Ball Rebounds: 2, 0

Middle Tenn. - 68 Record: 7-2

NO. Name	Min	FG	3P	FT	Rebounds	Fouls	TP	AS	TO	ST	Blocks	+/-
		M/A	M/A	M/A	OR DR TOT	PF					BS BA	
33 Courtney Whitson	F 40:00	3-7	1-5	2-2	2 7 9	2 3	9	1	2	0	0 0	7
2 Anastasia Bolydyreva	C 20:23	4-9	1-1	0-0	3 5 8	3 3	9	0	0	0	1 0	1
1 Courtney Blakely	G 33:42	3-7	0-1	2-3	1 4 5	2 5	8	3	7	2	1 0	17
4 Savannah Wheeler	G 33:35	0-6	0-1	5-6	0 3 3	2 5	5	2	3	3	0 0	4
10 Jalynn Gregory	G 38:13	4-8	3-7	3-4	2 2 4	2 3	14	2	3	2	0 0	13
23 Alexis Whittington	14:19	1-2	0-1	1-1	1 1 2	0 1	3	0	1	0	0 0	-11
5 Kseniya Malashka	19:37	5-11	1-2	9-12	3 1 4	2 6	20	0	1	1	3 0	6
15 Ta'Mia Scott	00:11	0-0	0-0	0-0	0 0 0	0 0	0	0	0	0	0 0	-2
Team					2 3 5		0		2			
Totals		20-50	6-18	22-28	14 26 40	14 25	68	8	19	8	5 0	7

Technical Fouls: NONE

Shooting By Period
1st FG% 6-13 46.2%
2nd FG% 5-13 38.5%
3rd FG% 7-13 53.8%
4th FG% 2-5 40.0%
GM FG% 20-50 40.0%
FT% 22-28 78.6%

Dead Ball Rebounds: 4, 0

	HOU	MTS
Biggest lead	6 (1 st 2:45)	22 (4 th 9:52)
Best Scoring Run	15 (4 th 0:59)	12 (3 rd 9:07)
Lead Changes	10	
Times Tied	3	
Time with Lead	08:41	29:03

Points from	HOU	MTS
Turnovers	29	20
Paint	16	22
Second Chance	6	16
Fast Breaks	11	13
Bench	16	23

Period by Period Scoring	1st	2nd	3rd	4th	TOT
HOU	16	14	12	19	61
MTS	15	22	25	6	68

GAME 11
Dec. 29, 2022 | Murfreesboro, Tenn.
Attendance: 2,922 | TV: ESPN+

MIDDLE TENNESSEE	71
CHARLOTTE	46

Charlotte - 46 Record: 5-6 (1-1)

NO. Name	Min	FG	3P	FT	Rebounds	Fouls	TP	AS	TO	ST	Blocks	+/-
		M/A	M/A	M/A	OR DR TOT	PF					BS BA	
1 Mya McGraw	F 21:23	2-3	0-0	2-2	0 7 7	3 2	6	1	4	2	1 0	-7
31 Keanna Rembert	F 28:07	3-9	1-3	0-0	0 3 3	4 3	7	0	2	0	0 0	-23
10 Dazia Lawrence	G 33:59	3-11	0-1	1-2	1 0 1	2 2	7	2	6	2	0 3	-16
15 Jada McMillan	G 35:09	4-10	0-0	1-1	0 2 2	1 2	9	0	4	0	0 0	-18
20 Jacee Busick	G 30:22	2-4	2-3	0-0	0 6 6	1 0	6	4	0	0	0 0	-16
3 Tamia Davis	15:04	1-3	1-2	0-0	0 1 1	0 0	3	1	2	0	0 1	-8
0 Alyshia Wade	06:27	0-0	0-0	0-0	0 0 0	2 0	0	0	2	0	0 0	-3
13 Tracey Huston	14:50	2-3	0-0	1-2	1 2 2	2 5	0	0	1	0	0 0	-10
5 Nia Young	08:53	1-3	0-1	0-0	0 2 2	2 2	1	2	0	0	0 0	-17
23 Cameron Roach	03:49	0-0	0-0	0-0	0 0 0	0 0	1	1	0	0	0 0	-2
44 Angel Middleton	01:57	0-0	0-0	1-2	0 0 0	0 1	1	0	0	0	0 0	-5
Team					4 4 8		0		0			
Totals		18-46	4-10	6-9	6 26 32	17 13	46	12	21	5	1 4	-25

Technical Fouls: NONE

Shooting By Period
1st FG% 7-11 63.6%
2nd FG% 3-13 23.1%
3rd FG% 6-14 42.9%
4th FG% 2-5 40.0%
GM FG% 18-46 39.1%
FT% 6-9 66.7%

Dead Ball Rebounds: 2, 0

Middle Tenn. - 71 Record: 9-2 (2-0)

NO. Name	Min	FG	3P	FT	Rebounds	Fouls	TP	AS	TO	ST	Blocks	+/-
		M/A	M/A	M/A	OR DR TOT	PF					BS BA	
33 Courtney Whitson	F 40:00	7-18	3-8	0-0	5 5 10	3 0	17	1	2	2	0 0	25
2 Anastasia Bolydyreva	C 05:54	1-4	0-0	0-1	0 1 1	0 1	2	0	0	0	0 0	-5
4 Savannah Wheeler	G 11:17	1-5	0-2	0-0	0 1 1	1 2	2	1	1	0	0 0	4
10 Jalynn Gregory	G 40:00	1-7	1-6	2-2	2 5 7	0 2	5	2	1	1	0 0	25
23 Alexis Whittington	G 35:07	4-6	3-4	5-6	2 3 5	1 3	16	3	0	1	0 0	26
5 Kseniya Malashka	27:33	8-15	0-1	6-8	3 5 8	2 5	22	0	2	3	1 23	23
1 Courtney Blakely	27:40	1-6	0-1	1-1	1 1 2	1 3	5	1	1	0	0 0	18
22 Jada Grannum	06:33	0-2	0-0	0-0	1 0 1	2 1	0	1	0	0	0 0	7
15 Ta'Mia Scott	05:56	1-1	0-0	2-2	0 1 1	2 2	4	0	1	0	0 0	2
Team					3 1 4		0		0			
Totals		24-64	7-22	16-20	16 23 39	13 17	71	13	7	9	4 1	25

Technical Fouls: NONE

Shooting By Period
1st FG% 3-25 12.0%
2nd FG% 1-6 16.7%
3rd FG% 4-10 40.0%
4th FG% 7-13 53.8%
GM FG% 16-71 22.7%
FT% 5-9 55.6%
3PT% 2-8 25.0%
FT% 5-7 71.4%
4th FG% 9-17 52.9%
3PT% 3-5 60.0%
FT% 2-2 100%
GM FG% 24-64 37.5%
FT% 7-22 31.8%
FT% 16-20 80.0%

Dead Ball Rebounds: 2, 0

	CLT	MTS
Biggest lead	6 (1 st 6:14)	25 (4 th 0:16)
Best Scoring Run	6 (1 st 6:14)	14 (4 th 8:01)
Lead Changes	1	
Times Tied	2	
Time with Lead	13:23	24:56

Points from	CLT	MTS
Turnovers	7	26
Paint	18	32
Second Chance	7	12
Fast Breaks	6	9
Bench	11	29

Period by Period Scoring	1st	2nd	3rd	4th	TOT
CLT	16	7	15	8	46
MTS	11	20	17	23	71

GAME 10
Dec. 20, 2022 | Houston, Texas
Attendance: 591

MIDDLE TENNESSEE	74
RICE	68

Middle Tenn. - 74 Record: 8-2 (1-0)

NO. Name	Min	FG	3P	FT	Rebounds	Fouls	TP	AS	TO	ST	Blocks	+/-
		M/A	M/A	M/A	OR DR TOT	PF					BS BA	
33 Courtney Whitson	F 40:00	6-13	2-6	4-4	2 5 7	4 2	18	2	1	0	0 0	6
2 Anastasia Bolydyreva	C 38:37	1-2	0-0	0-0	0 1 1	0 0	2	0	0	0	2 0	-9
1 Courtney Blakely	G 24:03	0-1	0-0	0-0	1 5 6	2 1	0	1	2	0	0 0	-2
4 Savannah Wheeler	G 37:35	5-9	1-3	10-10	0 0 0	3 6	21	5	3	1	0 0	4
10 Jalynn Gregory	G 40:00	3-9	2-7	0-0	2 0 2	0 2	0	0	2	2	0 0	6
5 Kseniya Malashka	29:18	8-16	1-5	5-6	1 10 11	5 5	22	4	2	1 3	0 0	9
23 Alexis Whittington	18:28	1-2	1-1	0-0	1 3 4	2 2	3	0	0	0	0 0	9
22 Jada Grannum	01:59	0-0	0-0	0-0	0 0 0	0 0	0	1	0	0	0 0	-7
Team					0 3 3		0		0			
Totals		24-52	7-22	19-20	7 27 34	19 17	74	14	12	4	6 0	6

Technical Fouls: NONE

Shooting By Period
1st FG% 5-14 35.7%
2nd FG% 3-10 30.0%
3rd FG% 0-3 0.0%
4th FG% 7-14 50.0%
GM FG% 24-52 46.2%
FT% 19-20 95.0%

Dead Ball Rebounds: 0, 0

Rice - 68 Record: 9-1 (0-1)

NO. Name	Min	FG	3P	FT	Rebounds	Fouls	TP	AS	TO	ST	Blocks	+/-
		M/A	M/A	M/A	OR DR TOT	PF					BS BA	
1 Malia Fisher	F 31:52	5-16	2-5	6-6	1 5 6	3 5	18	2	3	1	0 2	-1
22 Ashlee Austin	F 32:07	4-11	3-7	2-2	1 4 5	2 4	13	4	2	0	1 0	0
3 Katelyn Crossin	G 36:35	0-4	0-3	2-2	0 1 1	2 1	2	0	1	0	0 0	-4
5 Deshiny Jackson	G 36:28	6-10	0-1	4-5	4 4 8	3 7	16	4	3	2	0 1	-2
32 Trinity Gooden	G 18:35	0-0	0-0	0-0	0 2 2	0 0	1	0	1	0	0 0	1
12 India Bellamy	16:01	3-8	1-3	1-2	0 4 4	1 0	8	1	1	0	0 0	-11
2 Dominique Ennis	23:29	4-4	3-3	0-0	0 2 2	3 0	11	0	0	1	0 0	-8
30 Jazzy Owens-Barnett	04:53	0-3	0-1	0-0	0 0 0	0 0	0	0	0	0	0 0	-5
<												



2022-23 BOX SCORES

	GAME 13 Jan. 5, 2023 Murfreesboro, Tenn. Attendance: 2,582 TV: ESPN+	
MIDDLE TENNESSEE	80	
UTSA	41	

UTSA - 41		Record: 3-9 (1-2)												Shooting By Period		
NO. Name	Min	FG	3P	FT	Rebounds	Fouls	TP	AS	TO	ST	Blocks	+/-	1 st FG%	2 nd FG%	3 rd FG%	
		M-A	M-A	M-A	OR DR TOT	PF FD					BS BA					
0 Elyssa Coleman	F 17:21	2-9	0-0	0-0	0 1 1	3 0 4	0	3	0	1	2	-5	3PT%	2-3	66.7%	
32 Jordyn Jenkins	F 24:03	3-13	0-5	2-3	1 1 2	3 4 8	0	0	0	1	1	-24	FT%	0-0	0%	
10 Queen Utubo	G 28:22	5-11	3-5	1-2	2 5 7	1 1 14	0	1	2	0	2	-21	2 nd FG%	1-11	9.1%	
11 Sidney Love	G 30:21	1-3	0-1	3-4	2 6 3	4 5	2	2	3	0	0	-23	FT%	3-4	75%	
22 Kyra White	G 24:43	1-7	1-3	0-0	0 6 6	4 2 3	2	3	0	0	0	-19	3 rd FG%	4-16	25.0%	
20 Maya Linton	21:54	0-3	0-0	1-2	5 2 7	3 1 1	0	3	0	0	1	-30	4 th FG%	0-7	0.0%	
1 Hailey Atwood	11:25	2-6	0-3	0-0	0 1 1	3 0 4	0	5	0	0	0	-9	GM FG%	15-59	25.4%	
2 Alexis Parker	14:39	1-2	0-1	0-0	1 1 2	1 1 2	0	1	1	0	0	-21	3PT%	4-20	20.0%	
5 Madison Cockerell	05:41	0-0	0-0	0-0	2 2 2	0 0 0	0	0	0	0	0	-2	FT%	7-11	63.6%	
2 Deborah Nwakkama	04:58	0-1	0-0	0-0	1 1 2	1 0 0	0	1	1	0	0	-1	GM FG%	15-59	25.4%	
4 Siena Guttadauro	12:14	0-2	0-2	0-0	0 2 2	1 1 0	0	1	0	0	1	-15	3PT%	4-20	20.0%	
23 Kyleigh McGuire	04:19	0-2	0-0	0-0	1 0 1	1 0 0	0	0	0	0	2	-11	FT%	7-11	63.6%	
Team					4 2 6	0	0	1	1	0	2	-39				
Totals		15-59	4-20	7-11	17 28 45	23 15 41	5	20	4	2	9	-39				

Technical Fouls: NONE Dead Ball Rebounds: 1.0

	GAME 14 Jan. 7, 2023 Denton, Texas Attendance: 1,376 TV: ESPN+	
MIDDLE TENNESSEE	78	
NORTH TEXAS	57	

Middle Tenn. - 76		Record: 12-2 (5-0)												Shooting By Period		
NO. Name	Min	FG	3P	FT	Rebounds	Fouls	TP	AS	TO	ST	Blocks	+/-	1 st FG%	2 nd FG%	3 rd FG%	
		M-A	M-A	M-A	OR DR TOT	PF FD					BS BA					
33 Courtney Whitson	F 40:00	3-9	3-9	0-0	1 7 8	2 1 9	3	2	0	0	0	19	3PT%	3-8	37.5%	
2 Anastasia Bolydyreva	C 21:51	8-9	0-0	0-0	0 4 4	2 0 16	1	0	0	2	0	20	FT%	0-0	0%	
1 Courtney Blakely	G 40:00	3-6	0-1	3-4	1 3 4	1 3 9	5	1	3	0	1	19	2 nd FG%	5-17	29.4%	
10 Jalynn Gregory	G 32:24	9-20	6-15	0-0	2 5 7	2 3 24	2	1	3	0	0	19	3PT%	2-8	25.0%	
23 Alexis Whittington	G 38:14	3-9	1-6	0-0	1 6 7	2 3 7	2	0	3	1	0	18	FT%	2-2	100%	
5 Kseniya Malashka	15:01	3-6	0-0	2-2	2 3 5	1 2 8	1	3	1	0	1	-7	3 rd FG%	10-14	71.4%	
15 Ta'Mia Scott	09:22	1-3	0-0	1-2	1 3 1	3 1 3	0	0	0	0	1	-1	3PT%	3-7	42.9%	
22 Jada Grannum	03:08	0-2	0-0	0-0	1 0 1	0 0 0	0	0	0	0	0	6	FT%	2-2	100%	
Team					0 1 1	0	0	0	0	0	0	0				
Totals		30-64	10-31	6-8	9 31 40	11 11	76	12	10	8	2	4	19			

Technical Fouls: NONE Dead Ball Rebounds: 0.0

Middle Tenn. - 80		Record: 11-2 (4-0)												Shooting By Period		
NO. Name	Min	FG	3P	FT	Rebounds	Fouls	TP	AS	TO	ST	Blocks	+/-	1 st FG%	2 nd FG%	3 rd FG%	
		M-A	M-A	M-A	OR DR TOT	PF FD					BS BA					
33 Courtney Whitson	F 36:04	4-9	3-7	0-0	1 4 5	2 2 11	3	3	3	1	0	39	3PT%	2-8	25.0%	
2 Anastasia Bolydyreva	C 19:49	6-11	1-1	3-4	6 3 9	1 3 16	0	0	0	4	1	22	FT%	3-4	75%	
1 Courtney Blakely	G 40:00	3-6	1-1	4-5	0 8 8	2 6 11	11	0	0	0	1	39	2 nd FG%	7-16	43.8%	
10 Jalynn Gregory	G 40:00	4-10	4-7	2-2	1 1 2	3 3 14	2	0	1	0	0	39	3PT%	4-8	50.0%	
23 Alexis Whittington	G 12:29	0-0	0-0	0-0	0 0 0	1 0 1	0	2	0	0	0	8	FT%	5-9	55.6%	
5 Kseniya Malashka	19:23	6-16	0-3	6-11	3 4 7	1 7 18	0	3	0	2	0	15	3 rd FG%	6-14	42.9%	
15 Ta'Mia Scott	27:31	5-10	0-1	0-1	0 7 7	2 1 10	1	0	1	2	0	31	3PT%	2-3	66.7%	
22 Jada Grannum	04:44	0-1	0-1	0-0	0 2 2	4 0 0	0	0	1	0	0	2	FT%	5-7	71.4%	
Team					2 1 3	0	0	0	0	0	0					
Totals		28-63	9-21	15-23	13 30 43	15 23	80	19	7	5	9	2	39			

Technical Fouls: NONE Dead Ball Rebounds: 2.0

North Texas - 57		Record: 4-10 (1-3)												Shooting By Period		
NO. Name	Min	FG	3P	FT	Rebounds	Fouls	TP	AS	TO	ST	Blocks	+/-	1 st FG%	2 nd FG%	3 rd FG%	
		M-A	M-A	M-A	OR DR TOT	PF FD					BS BA					
35 Aniyah Johnson	F 20:08	4-8	0-0	2-2	2 2 4	0 2 10	1	1	1	0	0	-25	3PT%	1-3	33.3%	
0 Quincy Noble	G 34:32	5-14	2-4	0-0	0 4 4	1 1 14	1	2	2	1	0	-16	FT%	1-2	50%	
1 Kendall McGruder	G 31:32	0-5	0-2	0-0	0 1 1	2 0 0	9	2	0	0	0	-15	2 nd FG%	6-15	40.0%	
2 Ereauna Hardaway	G 22:53	3-3	1-1	1-2	0 3 0	2 8 1	1	1	1	0	0	-18	3PT%	1-2	50.0%	
24 Jauquelyn Moore	G 24:12	1-7	1-4	1-2	0 3 3	2 3 4	2	2	2	1	0	-20	FT%	0-1	0%	
4 Jordyn Carter	23:10	1-6	0-1	0-0	0 1 1	0 0 2	3	1	0	0	0	-8	3 rd FG%	5-14	35.7%	
5 Breanna Davis	16:13	1-3	0-0	2-2	2 3 5	2 1 4	1	1	1	1	0	-3	3PT%	0-2	0.0%	
12 Jasmine Boles	04:07	1-2	0-1	0-0	0 1 1	1 0 2	0	1	0	0	0	-2	FT%	5-6	83.3%	
24 Tommisha Lampkin	15:45	5-6	0-0	1-2	0 5 5	2 2 11	0	1	0	0	2	8	4 th FG%	7-14	50.0%	
22 Courtlyn Loudemill	07:28	1-2	0-1	0-0	0 0 0	1 0 2	1	1	0	0	0	4	3PT%	2-7	28.6%	
Team					1 4 5	0	0	0	0	0	0					
Totals		23-56	4-14	7-10	5 27 32	11 11	57	19	12	6	4	2	19			

Technical Fouls: NONE Dead Ball Rebounds: 0.0

Points from		Period by Period Scoring					
		1 st	2 nd	3 rd	4 th	TOT	
Biggest lead	4 (1 st 8:15) 41 (4 th 3:37)	TSA	16	6	11	8	41
Best Scoring Run	4 (1 st 8:15) 13 (2 nd 2:15)	MTS	19	23	19	19	80
Lead Changes	3	TSA 16 6 11 8 41					
Times Tied	3	MTS 19 23 19 19 80					
Time with Lead	03:25 32:39	Bench					

Points from		Period by Period Scoring					
		1 st	2 nd	3 rd	4 th	TOT	
Biggest lead	25 (4 th 5:26) 0 (1 st 10:00)	MTSU	23	14	25	14	76
Best Scoring Run	12 (3 rd 6:12) 5 (2 nd 4:16)	UNT	12	13	15	17	57
Lead Changes	0	MTSU 23 14 25 14 76					
Times Tied	0	UNT 12 13 15 17 57					
Time with Lead	39:48 00:00	Bench					

	GAME 15 Jan. 11, 2023 Murfreesboro, Tenn. Attendance: 2,982 TV: ESPN+	
MIDDLE TENNESSEE	85	
RICE	56	

Rice - 56		Record: 10-4 (1-4)												Shooting By Period		
NO. Name	Min	FG	3P	FT	Rebounds	Fouls	TP	AS	TO	ST	Blocks	+/-	1 st FG%	2 nd FG%	3 rd FG%	
		M-A	M-A	M-A	OR DR TOT	PF FD					BS BA					
11 Malia Fisher	F 16:12	4-8	1-2	2-2	3 4 7	5 2 11	0	3	2	0	0	-4	3PT%	0-3	0.0%	
22 Ashlee Austin	F 22:03	2-5	0-3	3-6	0 3 3	5 6 7	0	2	0	0	0	-14	FT%	3-3	100%	
3 Katelyn Crosthwait	G 29:31	1-3	0-0	2-2	0 2 2	2 2 4	4	0	1	0	0	-31	2 nd FG%	3-13	23.1%	
5 Destiny Jackson	G 28:49	3-9	0-3	2-3	2 4 6	4 5 8	2	4	3	2	0	24	3PT%	0-3	0.0%	
32 Trinity Gooden	G 17:10	0-2	0-1	2-2	1 3 4	0 2 2	1	3	0	0	0	-12	FT%	7-10	70.0%	
12 India Bellamy	16:41	3-4	0-1	0-0	0 0 0	4 0 6	1	2	1	0	0	-8	3 rd FG%	5-14	35.7%	
44 Shelby Hayes	12:53	1-9	0-1	3-6	2 0 2	3 3 5	1	2	0	0	2	-10	3PT%	2-7	28.6%	
23 Kennedy Clifton	06:03	0-1	0-0	0-0	1 1 1	1 0 0	0	0	0	0	0	-4	FT%	2-4	50%	
3 Fatou Samb	05:30	0-0	0-0	0-0	0 0 0	1 0 0	0	0	0	0	0	-8	4 th FG%	5-17	29.4%	
30 Jazzy Owens-Barnett	12:22	1-6	0-3	0-0	0 2 2	1 0 2	0	3	0	0	0	-7	3PT%	0-3	0.0%	
20 Haley Adams	12:16	1-2	0-0	1-3	4 1 0	2 0 0	0	0	0	0	0	-9	FT%	6-10	60%	
2 Dominique Ennis	03:53	0-0	0-0	1-2</												



2022-23 BOX SCORES

GAME 17

Jan. 19, 2023 | Charlotte, N.C.
Attendance: 552 | TV: ESPN+

MIDDLE TENNESSEE

65

CHARLOTTE

41

GAME 18

Jan. 21, 2023 | Murfreesboro, Tenn.
Attendance: 3,411 | TV: ESPN+

MIDDLE TENNESSEE

68

LA TECH

50

Middle Tennessee - 65 Record: 15-2 (9-0)

NO. Name	Min	FG		3P		FT		Rebounds		Fouls		TP	AS	TO	ST	Blocks		+/-	
		M/A	A/A	M/A	A/A	OR	DR	OR	DR	PF	FD					BS	BA		
33 Courtney Whitson	F 37:19	3-10	1-5	2-2	2	6	8	0	1	9	4	0	3	1	0	22			
2 Anastasia Bolydyreva	C 05:37	1-3	0-0	0-0	0	1	1	0	0	2	1	1	0	0	1	2			
4 Savannah Wheeler	G 33:03	1-5	0-4	8-8	2	3	5	3	6	10	4	2	1	0	0	15			
10 Jalynn Gregory	G 38:19	5-13	3-11	2-3	1	4	5	4	3	15	1	1	1	0	0	24			
23 Alexis Whittington	G 29:55	0-4	0-4	0-0	1	2	3	1	0	0	0	0	2	0	0	15			
5 Kseniya Malashka	30:02	8-16	2-5	0-0	2	6	8	2	2	18	1	5	2	5	0	24			
1 Courtney Blakely	17:19	4-7	3-4	0-0	0	2	2	3	0	11	2	2	0	0	0	17			
22 Jada Grannum	04:21	0-0	0-0	0-0	0	0	0	0	3	2	0	0	0	0	0	2			
34 Lanae Riley	02:41	0-1	0-0	0-0	0	0	0	0	0	0	0	0	0	1	0	0	2		
15 Ta'Mia Scott	01:24	0-1	0-0	0-0	0	0	0	0	0	0	0	0	0	0	0	1			
Team					2	2	3			0	0	0							
Totals		22-60	9-33	12-13	9	26	35	16	14	65	13	11	12	6	2	24			

Shooting By Period

1st FG% 5-18 27.8%

3PT% 3-11 27.3%

FT% 0-0 0%

2nd FG% 5-16 31.3%

3PT% 1-11 9.1%

FT% 2-2 100%

3rd FG% 8-15 53.3%

3PT% 4-7 57.1%

FT% 1-2 50%

4th FG% 4-11 36.4%

3PT% 1-4 25.0%

FT% 9-9 100%

GM FG% 22-60 36.7%

3PT% 9-33 27.3%

FT% 12-13 92.3%

Dead Ball Rebounds: 0,0

Technical Fouls: NONE

Louisiana Tech - 50 Record: 11-8 (4-5)

NO. Name	Min	FG		3P		FT		Rebounds		Fouls		TP	AS	TO	ST	Blocks		+/-	
		M/A	A/A	M/A	A/A	OR	DR	OR	DR	PF	FD					BS	BA		
44 Anna Larr Roberson	F 17:03	0-7	0-1	2-2	0	6	6	3	1	2	0	0	0	0	1	1	-20		
2 Kairuna Walker	G 23:46	6-10	2-3	0-0	0	2	2	3	2	14	1	3	0	0	2	-19			
10 Saima Bates	G 37:34	2-10	2-8	0-0	0	4	4	0	1	8	4	0	0	0	3	-14			
23 Silvia Nabh	G 21:25	0-1	0-1	0-0	1	2	0	0	0	0	1	1	0	0	0	-8			
24 Amaya Brannon	G 29:34	5-9	0-2	0-0	4	0	4	3	2	10	0	2	0	1	0	-6			
33 Mackenzie Wurm	13:55	2-8	0-1	0-0	1	0	1	2	0	4	0	1	0	1	0	-2			
4 Lotte Sant	32:57	2-2	2-2	0-0	0	1	1	1	6	0	0	0	0	0	1	-1			
3 Robyn Lee	17:29	2-7	0-1	2-2	0	2	2	0	1	6	2	0	0	0	0	-3			
12 Gabbie Green	01:22	0-0	0-0	0-0	0	0	0	0	0	0	0	0	0	0	0	0	2		
32 Kate Thompson	04:55	0-0	0-0	0-0	0	0	0	0	0	0	0	1	1	0	0	0	0		
Team					4	4	8			0	1								
Totals		19-54	6-17	6-6	10	20	30	13	8	50	8	9	1	3	7	-18			

Shooting By Period

1st FG% 4-16 25.0%

3PT% 1-6 16.7%

FT% 2-2 100%

2nd FG% 4-12 33.3%

3PT% 3-5 60.0%

FT% 2-2 100%

3rd FG% 7-16 43.8%

3PT% 0-2 0.0%

FT% 0-0 0%

4th FG% 4-10 40.0%

3PT% 2-4 50.0%

FT% 2-2 100%

GM FG% 19-54 35.2%

3PT% 6-17 35.3%

FT% 6-6 100.0%

Dead Ball Rebounds: 0,0

Technical Fouls: Coach 4th 4:06

Charlotte - 41 Record: 7-10 (3-5)

NO. Name	Min	FG		3P		FT		Rebounds		Fouls		TP	AS	TO	ST	Blocks		+/-
		M/A	A/A	M/A	A/A	OR	DR	OR	DR	PF	FD					BS	BA	
1 Mya McGraw	F 28:51	2-6	0-0	0-0	1	3	4	1	0	4	0	2	0	1	2	-18		
31 Keanna Rember	F 21:45	1-7	0-0	2-2	4	3	6	3	1	4	0	6	1	0	2	-8		
10 Dazia Lawrence	G 28:19	5-15	1-1	2-3	1	1	2	0	4	13	1	4	2	1	0	-11		
15 Jada McMillan	G 35:39	2-7	0-0	1-2	0	3	3	2	4	5	4	1	0	0	1	-22		
20 Jacee Busick	G 32:03	1-5	1-4	0-0	2	8	10	2	2	3	0	3	1	0	0	-20		
3 Tamia Davis	28:58	1-3	1-3	0-0	0	4	4	1	0	3	0	3	1	0	0	-23		
13 Tracey Hueston	11:09	1-5	0-0	3-4	4	3	7	3	2	5	0	3	0	0	1	-6		
0 Aylesha Wade	10:13	1-3	0-1	2-2	0	2	2	3	4	0	2	1	0	0	0	-8		
5 Nia Young	03:03	0-1	0-1	0-0	0	0	0	0	0	0	0	0	0	0	0	-4		
Team					2	2	4			0	1							
Totals		14-52	3-10	10-13	14	30	44	14	16	41	5	25	6	2	6	-24		

Shooting By Period

1st FG% 1-9 11.1%

3PT% 0-2 0.0%

FT% 2-2 100%

2nd FG% 7-20 35.0%

3PT% 2-3 66.7%

FT% 2-3 66.7%

3rd FG% 5-12 41.7%

3PT% 1-1 100.0%

FT% 1-2 50.0%

4th FG% 1-11 9.1%

3PT% 0-4 0.0%

FT% 5-6 83.3%

GM FG% 14-52 26.9%

3PT% 3-10 30.0%

FT% 10-13 76.9%

Dead Ball Rebounds: 1,0

Technical Fouls: NONE

Middle Tenn. - 68 Record: 16-2 (9-0)

NO. Name	Min	FG		3P		FT		Rebounds		Fouls		TP	AS	TO	ST	Blocks		+/-
		M/A	A/A	M/A	A/A	OR	DR	OR	DR	PF	FD					BS	BA	
33 Courtney Whitson	F 40:00	0-3	0-2	0-0	2	9	11	1	2	0	2	1	0	0	0	18		
2 Anastasia Bolydyreva	C 29:20	7-13	0-1	4-4	2	6	8	2	3	18	2	4	0	4	0	23		
4 Savannah Wheeler	G 40:00	9-13	4-5	7-8	0	2	2	0	3	29	1	0	0	0	2	18		
10 Jalynn Gregory	G 38:40	2-8	2-8	2-2	2	2	4	1	1	8	5	1	1	2	0	-11		
23 Alexis Whittington	G 35:32	4-7	1-3	0-0	0	0	0	0	1	9	2	0	1	0	1	16		
5 Kseniya Malashka	09:59	2-6	0-0	0-0	1	2	3	2	1	4	0	0	0	0	0	-3		
1 Courtney Blakely	08:48	0-2	0-2	0-0	0	0	0	0	0	2	0	0	3	1	0	-1		
22 Jada Grannum	00:41	0-0	0-0	0-0	0	0	0	0	0	0	0	0	0	0	0	-2		
Team					1	4	5			0	0							
Totals		24-52	7-21	13-14	8	25	33	8	12	68	12	9	3	7	3	18		

Shooting By Period

1st FG% 5-12 41.7%

3PT% 1-5 20.0%

FT% 5-5 100%

2nd FG% 5-12 41.7%

3PT% 0-4 0.0%

FT% 4-4 100%

3rd FG% 3-12 25.0%

3PT% 1-5 20.0%

FT% 0-0 0%

4th FG% 11-16 68.8%

3PT% 5-7 71.4%

FT% 4-5 80%

GM FG% 24-52 46.2%

3PT% 7-21 33.3%

FT% 13-14 92.9%

Dead Ball Rebounds: 1,0

Technical Fouls: NONE

		MT	CLT
Biggest lead		26 (4th 1:08)	2 (1st 9:38)
Best Scoring Run		12 (4th 5:58)	6 (2nd 4:32)
Lead Changes		1	1
Times Tied		1	0
Time with Lead		35:09	03:27

		MT	CLT
Points from Turnovers		25	5
Paint		24	18
Second Chance		11	13
Fast Breaks		10	2
Bench		29	12

		MT	CLT
Period by Period Scoring		13	13
1st		13	21
2nd		18	65
3rd		18	12
4th		12	7
TOT		41	41

		LAT	MTS
Biggest lead		2 (3rd 5:26)	18 (4th 0:04)
Best Scoring Run		8 (3rd 5:26)	10 (1st 3:54)
Lead Changes		6	2
Times Tied		2	2
Time with Lead		03:28	34:15

		LAT	MTS
Points from Turnovers		11	14
Paint		12	30
Second Chance		14	13
Fast Breaks		2	2
Bench		16	4

		LAT	MTS
Period by Period Scoring		16	14
1st		13	14
2nd		12	50
3rd		16	14
4th		7	31
TOT		68	68

GAME 19

Jan. 26, 2023 | Murfreesboro, Tenn.
Attendance: 3,168 | TV: ESPN+

#23 MIDDLE TENNESSEE

63

FAU

48

GAME 20

Jan. 28, 2023 | Murfreesboro, Tenn.
Attendance: 3,313 | TV: ESPN+

#23 MIDDLE TENNESSEE

67

FIU

41

Fla. Atlantic - 48 Record: 11-8 (4-6)

NO. Name	Min	FG		3P		FT		Rebounds		Fouls		TP	AS	TO	ST	Blocks		+/-
		M/A	A/A	M/A	A/A	OR	DR	OR	DR	PF	FD					BS	BA	
30 Janeta Rozentale	F 30:47	4-7	0-0	0-1	3	3	6	4	2	8	0	3	1	0	0	-1		
32 Amber Gaston	F 24:16	4-10	0-0	2-2	3	3	6	3	3	10	0	4	2	2	2	5		
2 Aniya Hubbard	G 21:36	2-8	0-2	0-0	0	5	5	2	1	4	3	5						



2022-23 BOX SCORES

		GAME 21 Feb. 2, 2023 El Paso, Texas Attendance: 998	
#21 MIDDLE TENNESSEE		62	
UTEP		65	

Record: 18-3 (11-1)

NO. Name	Min	FG	3P	FT	Rebounds	Fouls	TP	AS	TO	ST	Blocks	+/-
		M/A	M/A	M/A	OR DR TOT	PF					BS BA	
33 Courtney Whitson	F 40:00	6-16	6-11	0-0	2 2 2 3 0	18	0	1	1	0	1	-3
2 Anastasia Bolydyreva	C 12:48	2-4	0-0	0-0	3 1 4 0 0	4	0	1	1	1	0	-10
4 Savannah Wheeler	G 27:16	0-3	0-2	1-4	0 2 3 1 1	2	3	1	1	2	0	0
10 Jalynn Gregory	G 35:17	6-12	3-8	5-5	1 5 6 4 2	20	0	3	3	0	1	-3
23 Alexis Whittington	G 35:52	2-8	2-6	0-0	1 2 3 4 2	6	2	0	0	0	1	3
5 Kseniya Malashka	23:28	5-8	0-0	3-5	4 4 7 3 6	13	4	1	2	1	1	9
1 Courtney Blakely	21:35	0-5	0-2	0-0	1 0 1 2 1	0	1	2	1	0	0	-1
22 Jada Grannum	03:44	0-0	0-0	0-0	1 3 4 0 0	0	0	0	0	0	0	-2
Team					1 3 4							
Totals		21-56	11-29	9-14	10 20 30	21 14	62	9	11	10	2 4	-3

Shooting By Period
 1st FG% 6-15 40.0%
 3PT% 4-8 50.0%
 FT% 0-0 0%

Technical Fouls: NONE

Dead Ball Rebounds: 3.0

Record: 14-6 (7-4)

NO. Name	Min	FG	3P	FT	Rebounds	Fouls	TP	AS	TO	ST	Blocks	+/-
		M/A	M/A	M/A	OR DR TOT	PF					BS BA	
21 Elna Anke	F 30:47	8-15	1-3	3-4	1 7 8 1 5	20	0	1	2	4 0	0 7	
24 Adhel Tac	F 29:25	3-9	1-4	2-4	1 4 5 5 4	9	1	1	0	0 2	-1	
1 Jazion Jackson	G 34:29	3-5	2-4	2-2	3 1 4 1 4	10	1	7	0	0 0	-1	
2 Erin Wilson	G 28:50	4-7	1-1	4-6	2 1 3 1 4	13	1	2	0	0 0	22	
15 Avery Crouse	G 38:29	3-6	1-2	3-3	1 6 7 2 3	10	6	4	2	0 0	3	
13 Sabine Lipe	26:56	1-4	1-4	0-0	1 4 5 3 1	3	4	1	0	0 0	-11	
25 Soleil Montrose	06:38	0-2	0-1	0-0	0 0 0 1 0	0	1	0	0	0 0	0	-3
31 Adela Valkova	01:52	0-0	0-0	0-0	0 0 0 0 0	0	0	0	0	0 0	0	-1
3 Grace Alvarez	02:34	0-1	0-1	0-0	0 0 0 0 0	0	0	0	0	0 0	0	-1
Team					1 4 5							
Totals		22-49	7-20	14-19	10 27 37	14 21	65	14	17	4 4	2 3	0

Shooting By Period
 1st FG% 6-13 46.2%
 3PT% 2-3 33.3%
 FT% 5-9 55.6%

Technical Fouls: NONE

Dead Ball Rebounds: 2.0

	MTSU	UTEP
Biggest lead	8 (2 nd 2:54)	9 (1 st 4:49)
Best Scoring Run	12 (1 st 1:24)	8 (3 rd 3:15)
Lead Changes	2	8
Times Tied	8	2
Time with Lead	08:17	20:49

Points from Turnovers	MTSU	UTEP
Points from Turnovers	28	6
Paint	18	24
Second Chance	10	7
Fast Breaks	2	14
Bench	13	3

Period by Period Scoring	1st	2nd	3rd	4th	TOT
MTSU	16	18	11	17	62
UTEP	16	16	19	14	65

		GAME 23 Feb. 9, 2023 Murfreesboro, Tenn. Attendance: 3,209 TV: ESPN+	
MIDDLE TENNESSEE		94	
WKU		81	

Record: 13-10 (10-4)

NO. Name	Min	FG	3P	FT	Rebounds	Fouls	TP	AS	TO	ST	Blocks	+/-
		M/A	M/A	M/A	OR DR TOT	PF					BS BA	
11 Jaylin Foster	F 27:20	3-10	1-3	2-2	2 7 9 4 2	9	3	3	1	2 1	1 7	
2 Aaliyah Pitts	G 31:42	5-12	4-9	0-0	0 2 2 1 1	14	3	2	1	0 1	-15	
3 Alexis Mead	G 22:41	1-4	0-2	0-0	1 1 2 3 3	2	3	2	0	0 0	-9	
5 Mya Meredith	G 31:45	8-9	5-5	0-4	2 4 6 3 3	21	1	1	0	0 0	-4	
10 Acacia Hayes	G 31:59	5-9	2-4	5-6	0 2 2 3 3	17	4	2	3	0 1	-3	
14 Teresa Faustino	15:07	2-2	1-1	0-1	0 1 1 2 1	5	2	2	0	0 0	-3	
1 Hope Sivori	11:33	3-5	2-3	0-0	0 0 0 3 2	8	0	1	0	0 0	-15	
33 Josie Gilvin	12:03	1-5	0-3	0-0	1 1 2 1 0	2	1	0	0	0 1	-3	
20 Macey Blevins	08:15	0-2	0-1	0-0	0 0 0 3 0	0	2	0	0	0 0	-9	
21 Odeh Betancourt	05:24	0-2	0-0	0-0	1 1 2 1 0	0	1	0	0	1 0	-9	
32 Karris Allen	02:11	1-1	1-1	0-0	0 0 0 3 0	3	0	1	0	0 0	-2	
Team					2 0 2							
Totals		29-61	16-32	7-13	9 19 28	27 15	81	20	14	6 3	4 13	-3

Shooting By Period
 1st FG% 8-15 53.3%
 3PT% 4-8 50.0%
 FT% 2-2 100%

Technical Fouls: Meredith 4th 3:32

Dead Ball Rebounds: 2.0

Record: 19-4 (12-2)

NO. Name	Min	FG	3P	FT	Rebounds	Fouls	TP	AS	TO	ST	Blocks	+/-
		M/A	M/A	M/A	OR DR TOT	PF					BS BA	
2 Anastasia Bolydyreva	C 32:15	6-7	0-0	1-3	2 4 6 1 4	13	2	2	1	3 0	12	
1 Courtney Blakely	G 27:53	1-5	0-1	3-4	2 2 4 5 3	5	4	3	0	0 1	6	
4 Savannah Wheeler	G 37:05	11-16	2-4	13-15	0 2 2 4 12	37	4	1	2	0 0	10	
10 Jalynn Gregory	G 40:00	7-13	5-11	0-0	1 2 3 4 1	19	2	2	1	0 1	13	
23 Alexis Whittington	G 40:00	4-10	3-7	2-2	0 10 10	1	2	13	4	1 1	1 13	
5 Kseniya Malashka	05:24	1-2	0-0	2-2	0 0 0 0 2	4	0	0	0	0 0	-4	
15 Te'Mia Scott	15:02	1-3	0-1	1-2	2 5 7 0 3	0	1	1	1	0 0	10	
22 Jada Grannum	02:21	0-0	0-0	0-0	0 0 0 1 0	0	0	0	0	1 0	0 5	
Team					2 4 4							
Totals		31-56	10-24	22-28	9 27 36	16 28	94	16	13	7 4	3 13	

Shooting By Period
 1st FG% 8-11 72.7%
 3PT% 3-4 75.0%
 FT% 2-2 100%

Technical Fouls: Gregory 4th 3:32

Dead Ball Rebounds: 3.0

	WKU	MTS
Biggest lead	10 (2 nd 7:40)	13 (4 th 0:18)
Best Scoring Run	9 (2 nd 7:40)	10 (2 nd 4:14)
Lead Changes	3	5
Times Tied	5	22:04
Time with Lead	15:44	22:04

Points from Turnovers	WKU	MTS
Points from Turnovers	19	14
Paint	22	34
Second Chance	11	8
Fast Breaks	16	15
Bench	18	7

Period by Period Scoring	1st	2nd	3rd	4th	TOT
WKU	22	20	24	15	81
MTS	21	26	20	25	94

		GAME 22 Feb. 4, 2023 San Antonio, Texas Attendance: 560 TV: ESPN+	
#21 MIDDLE TENNESSEE		53	
UTSA		58	

Record: 18-4 (11-2)

NO. Name	Min	FG	3P	FT	Rebounds	Fouls	TP	AS	TO	ST	Blocks	+/-
		M/A	M/A	M/A	OR DR TOT	PF					BS BA	
33 Courtney Whitson	F 40:00	3-16	3-13	4-4	8 3 11 4 3	13	0	3	1	0 0	-5	
2 Anastasia Bolydyreva	C 13:04	3-4	0-0	1-4	2 2 4 1 2	7	1	2	0	0 0	-5	
4 Savannah Wheeler	G 30:55	4-10	3-7	0-0	0 4 4 5 2	11	3	0	2	0 1	2	
10 Jalynn Gregory	G 39:04	1-15	1-14	2-5	1 3 4 4 5	3	0	1	0	1 0	-7	
23 Alexis Whittington	G 32:56	1-13	1-10	0-0	4 5 9 2 3	3	0	2	0	0 0	3	
5 Kseniya Malashka	23:45	4-10	1-4	0-0	4 1 5 5 2	9	1	3	2	3 1	2	
1 Courtney Blakely	17:43	1-7	1-6	0-0	0 2 2 1 1	3	2	1	1	1 1	0	-13
22 Jada Grannum	02:33	0-0	0-0	2-2	0 0 0 3 1	2	0	1	0	0 0	-2	
Team					0 1 1							
Totals		17-75	10-54	9-15	19 21 40	25 18	53	13	10	9 4	3 5	

Shooting By Period
 1st FG% 4-20 20.0%
 3PT% 3-18 16.7%
 FT% 0-0 0%

Technical Fouls: NONE

Dead Ball Rebounds: 4.0

Record: 6-16 (4-9)

NO. Name	Min	FG	3P	FT	Rebounds	Fouls	TP	AS	TO	ST	Blocks	+/-
		M/A	M/A	M/A	OR DR TOT	PF					BS BA	
0 Elyssa Coleman	F 35:07	6-14	0-0	6-8	2 4 6 4 5	18	0	1	1	2 2	10	
32 Jordyn Jenkins	F 36:19	7-16	0-3	6-7	3 13 16	3 8	20	2	4	1 0	1 7	
1 Hailey Alwood	G 25:35	2-3	0-0	0-0	1 2 3 1 2	4	1	3	0	0 0	4	
4 Siena Guttdauro	G 13:41	0-1	0-1	2-3	1 2 3 1 2	0	2	0	0	0 1	-3	
22 Kyra White	G 36:03	0-5	0-4	3-4	0 13 13	1 3	3	8	5	0 0	1	
21 Deborah Nwakamma	19:48	2-2	1-1	3-4	0 0 0 2 3	8	0	0	0	0 0	0	1
20 Maya Linton	14:47	1-3	0-0	0-0	0 1 1 4 1	2	0	1	0	0 0	0	1
2 Alexis Parker	11:01	0-1	0-0	1-4	1 4 5 0 1	2	1	1	0	0 0	-2	
10 Queen Ulabo	07:39	0-1	0-1	0-0	0 1 1 1 0	0	0	0	0	0 0	-2	
Team					1 1 2							
Totals		18-46	1-10	21-30	9 41 50	18 25	58	12	20	2 3	4 5	

Shooting By Period
 1st FG% 3-11 27.3%
 3PT% 0-4 0.0%
 FT% 3-4 75%

Technical Fouls: NONE

Dead Ball Rebounds: 7.0

	MTSU	UTSA
Biggest lead	11 (3 rd 4:54)	7 (4 th 0:18)
Best Scoring Run	11 (3 rd 5:52)	9 (2 nd 6:54)
Lead Changes	11	5
Times Tied	5	20
Time with Lead	31:12	07:07

Points from Turnovers	MTSU	UTSA
Points from Turnovers	13	6
Paint	12	26
Second Chance	12	5
Fast Breaks	5	20
Bench	14	



2022-23 BOX SCORES

GAME 25

Feb. 16, 2023 | Boca Raton, Fla.
Attendance: 729

MIDDLE TENNESSEE	85
FAU	77

Middle Tenn. - 85 Record: 21-4 (14-2)

NO. Name	Min	FG			3P			FT			Rebounds			Fouls			TP	AS	TO	ST	Blocks		+/-
		M	A	%	M	A	%	M	A	%	OR	DR	TOT	PF	FF	DT					BS	BA	
33 Courtney Whitson	F 39:59	7-12	5-8	2-2	0	0	0	0	0	0	4	0	2	0	1	3	0	1	0	0	7		
2 Anastasia Boldyreva	C 09:21	1-2	0-0	0-0	0	0	0	0	0	0	4	0	2	0	1	0	0	0	0	0	5		
4 Savannah Wheeler	G 34:38	7-12	2-3	2-3	1	4	5	1	6	18	4	2	0	0	5								
10 Jalynn Gregory	G 36:47	4-9	2-6	3-3	0	3	3	1	2	13	3	0	1	0	0	22							
23 Alexis Whittington	G 33:27	2-4	1-3	0-0	2	2	4	3	2	5	3	1	1	0	0	5							
5 Kseniya Malashka	29:54	5-10	1-2	3-3	2	6	8	4	4	14	4	4	1	4	0	16							
1 Courtney Blakely	15:26	5-6	1-2	1-1	0	0	0	2	2	12	0	2	2	0	0	8							
15 Ta'Mia Scott	00:30	0-0	0-0	0-0	0	0	0	0	0	0	0	0	0	0	0	0							
Team					1	1	2									0							
Totals		31-55	12-24	11-12	6	21	27	18	17	85	15	13	5	5	0	8							

Technical Fouls: NONE

Fia. Atlantic - 77 Record: 12-13 (5-11)

NO. Name	Min	FG			3P			FT			Rebounds			Fouls			TP	AS	TO	ST	Blocks		+/-
		M	A	%	M	A	%	M	A	%	OR	DR	TOT	PF	FF	DT					BS	BA	
30 Janeta Rozentale	F 28:31	3-6	1-2	2-2	0	5	5	0	1	9	1	1	1	1	1	0	0	0	0	0	17		
32 Amber Gaston	F 15:27	5-6	0-0	1-2	2	2	4	3	4	11	0	3	1	0	0	9							
20 Joya Maddox	G 27:42	4-12	3-3	6-7	2	1	3	3	5	17	0	0	0	0	3	6							
23 Jada Moore	G 34:36	1-5	0-0	0-0	1	2	3	1	1	2	2	5	2	0	0	9							
34 Alexa Zaph	G 32:34	6-11	4-5	2-2	0	2	2	2	1	18	2	1	0	0	0	1	7						
3 Simona Henshaw	08:26	0-2	0-0	0-0	1	1	1	0	0	0	0	0	0	0	0	1	-1						
2 Anya Hubbard	18:07	3-3	0-0	3-6	3	6	4	4	9	6	1	1	0	0	3								
33 Carlie Vick	05:33	0-1	0-1	0-0	0	0	0	0	0	0	0	0	0	0	0	6							
1 Devyn Scott	17:04	1-3	0-0	0-0	0	0	0	3	0	2	1	2	1	0	0	0							
10 Ajaalon Gillard	09:50	3-5	1-2	0-0	0	1	1	0	2	7	0	0	1	0	0	4							
22 Dyllan Hanna	02:10	1-1	0-0	0-0	0	0	0	0	0	2	0	0	0	0	0	4							
Team					1	1	2									0							
Totals		27-55	9-13	14-19	9	18	27	17	18	77	12	13	7	0	5	-8							

Technical Fouls: NONE

	MT	FAU
Biggest lead	24 (3 rd 0:40)	2 (1 st 9:48)
Best Scoring Run	7 (1 st 7:19)	9 (4 th 2:10)
Lead Changes	1	0
Times Tied	0	6
Time with Lead	39:01	00:47

Points from	MT	FAU
Turnovers	12	10
Paint	30	30
Second Chance	5	13
Fast Breaks	5	6
Bench	26	20

Period by Period Scoring	MT	FAU
1st	24	17
2nd	14	15
3rd	30	14
4th	18	30
TOT	76	77

GAME 27

Feb. 25, 2023 | Ruston, La.
Attendance: 1,637 | TV: ESPN+

#25 MIDDLE TENNESSEE	61
LA TECH	59

Middle Tenn. - 61 Record: 23-4 (16-2)

NO. Name	Min	FG			3P			FT			Rebounds			Fouls			TP	AS	TO	ST	Blocks		+/-
		M	A	%	M	A	%	M	A	%	OR	DR	TOT	PF	FF	DT					BS	BA	
33 Courtney Whitson	F 40:00	2-7	1-4	2-2	3	8	11	4	2	7	3	3	0	0	0	2							
2 Anastasia Boldyreva	C 10:11	1-2	0-1	0-0	0	0	0	4	1	2	1	3	0	1	0	2							
4 Jordyn Carter	G 37:45	3-8	0-0	3-3	0	1	1	2	2	9	2	0	0	0	1	5							
10 Jalynn Gregory	G 40:00	6-10	2-4	2-2	2	3	5	2	4	16	0	5	1	0	1	2							
23 Alexis Whittington	G 33:39	0-1	0-1	0-0	0	1	1	4	1	0	0	0	0	0	0	0							
1 Courtney Blakely	27:57	0-4	0-1	0-0	2	3	3	0	0	2	2	0	0	0	0	2							
5 Kseniya Malashka	27:06	11-16	2-4	3-5	0	8	8	1	8	27	1	4	1	2	1	3							
15 Ta'Mia Scott	03:52	0-0	0-0	0-0	0	0	0	0	0	0	0	0	0	0	0	2							
Team					4	5	9									0							
Totals		23-48	5-15	10-12	11	27	38	20	18	61	9	17	2	3	3	2							

Technical Fouls: NONE

Louisiana Tech - 59 Record: 17-11 (10-8)

NO. Name	Min	FG			3P			FT			Rebounds			Fouls			TP	AS	TO	ST	Blocks		+/-
		M	A	%	M	A	%	M	A	%	OR	DR	TOT	PF	FF	DT					BS	BA	
44 Anna Larr Roberson	F 20:26	4-8	0-1	6-7	3	1	4	2	7	14	1	1	1	0	0	13							
2 Keiuma Walker	G 22:23	7-16	1-3	4-4	0	3	3	6	19	0	1	1	0	0	2	4							
4 Lotte Sant	G 32:21	0-3	0-3	0-0	0	0	0	2	2	0	0	0	0	0	0	-1							
10 Salma Bates	G 33:39	0-2	0-1	0-0	0	5	5	1	0	0	3	2	0	0	0	-5							
23 Silvia Nativi	G 25:20	2-3	2-2	0-0	0	0	0	3	0	6	1	1	1	0	0	-11							
33 Mackenzie Wurm	11:36	2-5	0-0	0-0	0	0	0	2	0	4	0	1	0	0	0	-10							
3 Robyn Lee	23:44	4-14	1-3	5-8	1	2	3	1	5	14	1	1	1	0	1	-3							
12 Gabbie Green	25:33	0-0	0-0	0-0	2	2	4	2	0	2	0	0	0	0	0	6							
32 Kate Thompson	04:58	1-3	0-0	0-0	1	1	1	2	0	2	0	0	0	0	0	-3							
Team					2	2	4									0							
Totals		20-54	4-13	15-19	9	15	24	18	20	59	8	7	5	3	3	-2							

Technical Fouls: NONE

	MTU	LAT
Biggest lead	9 (3 rd 5:37)	2 (4 th 3:59)
Best Scoring Run	9 (2 nd 8:48)	8 (1 st 3:19)
Lead Changes	8	17
Times Tied	11	4
Time with Lead	32:55	02:45

Points from	MTU	LAT
Turnovers	7	12
Paint	30	28
Second Chance	8	17
Fast Breaks	4	2
Bench	27	20

Period by Period Scoring	MTU	LAT
1st	15	12
2nd	15	12
3rd	12	19
4th	12	17
TOT	54	61

GAME 26

Feb. 18, 2023 | Miami, Fla.
Attendance: 476

MIDDLE TENNESSEE	85
FIU	46

Middle Tenn. - 85 Record: 22-4 (15-2)

NO. Name	Min	FG			3P			FT			Rebounds			Fouls			TP	AS	TO	ST	Blocks		+/-
		M	A	%	M	A	%	M	A	%	OR	DR	TOT	PF	FF	DT					BS	BA	
33 Courtney Whitson	F 28:27	7-9	3-4	2-2	4	2	6	3	2	19	1	0	0	0	1	0	0	0	0	1	0	30	
2 Anastasia Boldyreva	C 15:59	3-4	0-1	0-0	2	2	4	3	0	6	0	1	1	0	0	13							
4 Savannah Wheeler	G 37:37	5-15	1-3	3-3	0	5	5	1	5	14	2	0	1	0	1	39							
10 Jalynn Gregory	G 34:57	6-10	4-7	4-4	0																		



2022-23 BOX SCORES

	GAME 33
	Mar. 18, 2023 NCAA Tournament First Round Durham, N.C. Attendance: 1,456 TV: ESPNEWS
MIDDLE TENNESSEE	60
#21 COLORADO	82

Middle Tenn. - 60 Record: 28-5

NO. Name	Min	FG		3P		FT		Rebounds		Fouls		TP	AS	TO	ST	Blocks		+/-	Shooting By Period	
		M-A	M-A	M-A	M-A	OR	DR	TOT	PF	FD	1st					FG%				
33 Courtney Whitson	F 30:45	1-5	1-4	0-0	1	5	6	3	1	3	1	1	1	1	0	1	-19	3PT%	1-6	16.7%
2 Anastasia Boldyreva	C 22:31	6-9	1-1	3-3	0	4	4	0	3	16	0	0	0	0	2	0	1	3PT%	2-2	100%
4 Savannah Wheeler	G 32:49	6-17	0-6	3-3	2	1	3	2	5	15	2	1	4	0	1	-9	2nd FG%	7-15	46.7%	
10 Jalynn Gregory	G 31:43	1-8	1-7	0-0	1	0	1	2	2	3	0	1	0	0	1	-33	3PT%	0-3	0.0%	
23 Alexis Whittington	G 40:00	2-5	0-2	0-0	0	3	3	0	2	4	0	0	4	1	1	-22	FT%	3-3	100%	
1 Courtney Blakely	15:28	3-6	0-1	0-1	0	2	2	0	1	6	4	3	0	0	0	-2	3rd FG%	7-17	41.2%	
5 Kseniya Malashka	24:41	6-15	1-3	0-0	0	4	4	2	3	13	1	2	0	2	2	-23	3PT%	1-7	14.3%	
22 Jada Grannum	02:03	0-0	0-0	0-0	0	0	0	0	0	0	0	0	0	0	0	-3	FT%	1-1	100%	
Team					5	1	6			0							4th FG%	7-16	43.8%	
Totals		25-64	4-24	6-7	9	20	29	9	17	60	8	8	9	5	6	-22	3PT%	2-8	25.0%	

Technical Fouls: NONE

Shooting By Period

1st FG% 4-16 25.0%

3PT% 1-6 16.7%

FT% 2-2 100%

2nd FG% 7-15 46.7%

3PT% 0-3 0.0%

FT% 3-3 100%

3rd FG% 7-17 41.2%

3PT% 1-7 14.3%

FT% 1-1 100%

4th FG% 7-16 43.8%

3PT% 2-8 25.0%

FT% 0-1 0%

GM FG% 25-64 39.1%

3PT% 4-24 16.7%

FT% 6-7 85.7%

Dead Ball Rebounds: 0.0

Colorado - 82 Record: 24-8

NO. Name	Min	FG		3P		FT		Rebounds		Fouls		TP	AS	TO	ST	Blocks		+/-	Shooting By Period	
		M-A	M-A	M-A	M-A	OR	DR	TOT	PF	FD	1st					FG%				
21 Aaronette Vorleh	F 20:50	4-7	0-0	3-3	0	3	3	4	2	11	2	2	0	1	0	4	3PT%	5-9	55.6%	
11 Quay Miller	C 29:46	2-8	1-5	0-0	2	6	8	2	1	5	0	3	0	0	0	8	FT%	1-1	100%	
00 Jaylyn Sherrad	G 30:41	6-11	1-2	0-0	1	2	3	2	1	13	6	4	1	0	2	7	2nd FG%	7-16	43.8%	
1 Tayanna Jones	G 16:13	3-5	2-3	0-0	0	5	5	1	0	8	2	1	0	1	0	5	3PT%	2-7	28.6%	
3 Frida Formann	G 28:32	6-10	5-8	4-4	0	5	5	0	0	21	0	2	0	2	0	11	FT%	4-5	80%	
25 Brianna McLeod	19:01	3-5	0-0	2-2	3	1	4	3	1	8	0	1	0	1	1	16	3rd FG%	11-17	64.7%	
2 Tameiya Sadler	17:56	3-6	1-1	0-1	2	4	6	2	1	7	5	1	1	1	1	7	3PT%	6-9	66.7%	
15 Kindyl Wetta	23:59	2-7	2-6	0-0	1	4	5	3	2	6	6	2	3	0	1	28	FT%	0-0	0%	
23 Jada Wynn	08:26	1-1	1-1	0-0	0	1	1	0	1	3	0	0	0	0	0	19	4th FG%	4-13	30.8%	
45 Charlotte Whitaker	04:36	0-2	0-1	0-0	0	0	0	0	0	0	0	0	0	0	0	5	3PT%	0-2	0.0%	
Team					3	0	3			0		1					FT%	4-4	100%	
Totals		30-62	13-27	9-10	12	31	43	17	9	82	21	17	5	6	5	22	GM FG%	30-62	48.4%	

Technical Fouls: NONE

Shooting By Period

1st FG% 8-16 50.0%

3PT% 5-9 55.6%

FT% 1-1 100%

2nd FG% 7-16 43.8%

3PT% 2-7 28.6%

FT% 4-5 80%

3rd FG% 11-17 64.7%

3PT% 6-9 66.7%

FT% 0-0 0%

4th FG% 4-13 30.8%

3PT% 0-2 0.0%

FT% 4-4 100%

GM FG% 30-62 48.4%

3PT% 13-27 48.1%


FT% 9-10 90.0%

Dead Ball Rebounds: 1.0

	MTN	COL
Biggest lead	2 (1st 9:22)	31 (4th 6:21)
Best Scoring Run	7 (4th 1:43)	12 (1st 3:13)
Lead Changes	5	
Times Tied	0	
Time with Lead	01:22	38:00

Points from	MTN	COL
Turnovers	19	17
Paint	36	26
Second Chance	6	13
Fast Breaks	8	13
Bench	19	24

Period by Period Scoring	1st	2nd	3rd	4th	TOT
MTN	11	17	16	16	60
COL	22	20	28	12	82



**MIDDLE
TENNESSEE
WOMEN'S
BASKETBALL**

Career Stats & Records

BLUE RAIDER HALL OF FAME



KIM WEBB

1997 HOF INDUCTEE
1984-87 | 5-9 | GUARD
LA VERGNE, TENN.

One of only three 2,000-point scorers in school history... Three-time First Team All-OVC... Second Team All-OVC as freshman... Four-Time OVC All-Tournament Team... 1986 OVC Player of the Year... Four OVC Titles... Two-Time OVC Tournament MVP... Three NCAA Tournament trips... Ranks first in seven career Middle Tennessee categories... Led Middle Tennessee in scoring all four seasons... Led Middle Tennessee in steals all four seasons... Ranks third for steals in a season... Ranks in Top 10 in eight individual career records... Ranks in Top 10 in eight individual season records.



JENNIFER MCFALL

1999 HOF INDUCTEE
1982-85 | 6-0 | FORWARD
COLUMBIA, TENN.

Four-time First Team All-OVC... 1985 OVC Player of the Year... Three-time OVC All-Tournament Team... 1984 OVC Tournament MVP... Three NCAA Tournament trips... 37 Career Double-Doubles... Led Middle Tennessee in rebounds as freshman and sophomore... Led Middle Tennessee in assists as freshman and junior... Led Middle Tennessee in scoring as freshman... Led Middle Tennessee in steals as freshman... Seventh all-time leading scorer... Ranks in Top 10 in 15 individual career records... Ranks in Top 10 in five individual season records.



TAWANYA MUCKER-WILSON

2012 HOF INDUCTEE
1985-89 | 6-0 | CENTER/FORWARD
MACON, GA.


All-Ohio Valley Conference freshman team and All-Tournament team in her first year... OVC Player of the Year in 1989 Lead the team in rebounds and blocks for three years, finishing with 89 career blocks... Ranked No. 1 in made free throws... Was second in scoring, made field goals, field goal percentage, and double-doubles... Finished third in rebounding, blocks, and starts... Won four OVC titles and two OVC tournament titles... Posted an overall record of 83-32, and a dominating 47-7 mark in conference play... Played on two NCAA tournament teams, including MT's first-ever NCAA win, a 78-77 OT thriller over host South Carolina in 1986... Had 60 consecutive games scoring in double figures.



DIANE TURNHAM

2012 HOF INDUCTEE
ASST. COACH | ADMIN.
MT. JULIET, TENN.

Coached as an assistant under Larry Joe Inman, Jim Davis, and Lewis Bivens... Spent 14 years as an assistant coach... Saw eight teams make postseason play... Became MT volleyball coach without any experience... Built the volleyball program from scratch... Coached volleyball for 10 years over a 13-year span... Her last recruits advanced to the NAAs... Rose to the level of Associate AD under Chris Masarro... Served as interim AD on two occasions... Is in her second year as member of the NCAA Women's Basketball Committee.



PRISCILLA ROBINSON-MURRAY

2013 HOF INDUCTEE
1991-94 | 5-10 | FORWARD
CHATTANOOGA, TENN.

Led the Lady Raiders' basketball squad in scoring and rebounding for all four years en route to the team's 75-37 overall record... She was the OVC freshman of the year in 1991, player of the year in 1992, a three-time all-tournament team member and a four-time all-conference selection... She led her Lady Raiders to an impressive 42-16 OVC record... At the end of her basketball career, she ranked in the Top 5 in scoring, rebounding, field goal percentage, free throw percentage, field goals made, free throws made, games started and double-figure scoring games.



LARRY JOE INMAN

2014 HOF INDUCTEE
HEAD COACH
MT. JULIET, TENN.

Posted a 161-73 mark as Middle Tennessee's head coach from 1978 to 1986... Third on all-time wins list at Middle Tennessee... Teams played in four NCAA Tournaments... Led Middle Tennessee to its first ever NCAA Tournament win in 1982-83... Teams won five Ohio Valley Conference championships... Three-time OVC Coach of the Year at Middle Tennessee... Has more victories than any coach in OVC history with more than 500 to his credit... Inducted into the OVC Hall of Fame in 2009.

BLUE RAIDER HALL OF FAME



PATRICE HOLMES

2016 HOF INDUCTEE
2001-05 | 5-9 | GUARD
BISHOPVILLE, S.C.

Four-time All-Sun Belt Conference selection... Seventh on the all-time scoring list with 1,891 points... Led team to back-to-back NCAA Tournament appearances in 2003-04 and 2004-05... Led team to wins in consecutive NCAA Tournaments, beating North Carolina in 2004; and N.C. State in 2005. Hit game-winning shots in each victory... Three-time Sun Belt Conference Most Outstanding Player (2003, 04, 05)... Two-time Sun Belt Conference Defensive Player of the Year (2003, 05)... Regarded as one of the best all-around players in school history. In addition to being seventh on the all-time scoring list, Holmes is first all-time in steals (338), third in assists (457), sixth in rebounds (750), ninth in 3-point field goals made (177) and 10th in blocks (75).



CHRISSE GIVENS

2017 HOF INDUCTEE
2003-2007 | 5-11 | GUARD
MONROE, LA.

One of three first-team All-Americans in program history, earning national acclaim from The Associated Press and United States Basketball Writers Association... One of only two players (Krystle Horton) in school history to play in four consecutive NCAA Tournaments, winning games in three of them... Member of the Lady Raiders' 1,000 point club (1,915)... Lady Raiders' first WNBA draft selection in 2007... Ranks in the top five of five different career categories: steals (4th); assists (4th), field goals made (5th), scoring (6th) and free-throws made (7th)... Two-time Sun Belt Conference Tournament Most Outstanding Player... Sun Belt Conference Player of the Year... Sun Belt Conference Defensive Player of the Year... Two-time CoSIDA Academic All-American.



RICK INSELL

2012 HOF INDUCTEE
HEAD COACH
WOODBURY, TENN.

Seven-time Hall of Fame inductee... Lady Raiders' all-time winningest coach... 14 consecutive postseason appearances... Nine NCAA Tournament appearances... Thirteen 20-plus win seasons... 15 conference championships (7 regular season, 8 tournament)... Nine NCAA Tournament appearances... Only women's basketball coach nationally to produce three consecutive NCAA scoring champions... Has developed six All-Americans at MTSU... Has coached five conference Players of the Year... Has mentored 16 of the 31 players in the program's exclusive 1,000-point club... Four WNBA Draft selections.



AMBER HOLT

2018 HOF INDUCTEE
2006-08 | 6-0 | FORWARD
DULUTH, GA.

One of three first-team All-Americans in program history, earning national acclaim from The Associated Press and United States Basketball Writers Association... One of only two players in school history to play in four consecutive NCAA Tournaments, winning games in three of them... Member of the Lady Raiders' 1,000 point club (1,915)... Lady Raiders' first WNBA draft selection in 2007... Ranks in the top five of five different career categories: steals (4th); assists (4th), field goals made (5th), scoring (6th) and free-throws made (7th)... Two-time Sun Belt Conference Tournament Most Outstanding Player... Sun Belt Conference Player of the Year... Sun Belt Conference Defensive Player of the Year... Two-time CoSIDA Academic All-American.



ALYSHA CLARK

2020 HOF INDUCTEE
2008-2010 | 5-10 | FORWARD
MT. JULIET, TENN.

Named to eight All-American teams... Sun Belt Conference Player of the Year both seasons (2009, 10)... Sun Belt Conference Tournament Most Outstanding Player (2009, 10)... Nation's leading scorer in 2009-10 (28.3) and 2008-09 (27.5)... Member of the 1,000-point club with 1,756 points in just two seasons, which ranks 10th all-time... 17th overall selection in the 2010 WNBA Draft (San Antonio)... Owns the top six single-game scoring marks in program history with six games of 44-plus points, including a school-record 50 points... First on the career list for scoring average (27.9), field goal percentage (.611), third all time for rebound average (10.7), fifth all time for free throws made (429) and fourth all time for free throw percentage (.784)... Second on career list for consecutive double-figure scoring games (55) and second on the career list for double-doubles (37).



HEATHER PRATER-WARREN

2020 HOF INDUCTEE
1992-96 | 5-8 | GUARD
WAYNESBORO, TENN.

Led nation in 3-point field goal percentage in 1994-95 (.511)... Lady Raider career leader in assists (605)... Member of the Lady Raiders' 1,000 point club (1,360), which ranks 18th on the all-time scoring list... First on the career list for 3-point percentage (.446) and fifth on the career list for 3-pointers made (224)... Second on the career free-throw percentage list (.803)... First and second the single-season free-throw percentage list (.875, 1995-96; .867, 1994-95)... Two-time All-Ohio Valley Conference (1995, 96)... All-OVC freshman team (1993)... Second-team All-Academic, Southern District (1996).

BLUE RAIDER HALL OF FAME



JAMIE THOMATIS

2021 HOF INDUCTEE
1998-2002 | 5-11 | FORWARD
DESTREHAN, LA.

First women's basketball player to be named first-team all-conference in two different leagues (Ohio Valley, Sun Belt)... First-team All-OVC (1999-00), First-Team All-Sun Belt (2000-01, 01-02)... All-Sun Belt Tournament Team (2002)... Capped her career with 1,981 points, which is currently fourth on the all-time list... Career scoring average of 17.6 is seventh all time... No. 1 all time for field goal and free throw percentage... Eighth all time for career field goals (722)... Averaged 20-plus points as a sophomore, junior and senior... Selected to OVC All-Freshman team and named honorable mention All-OVC (1998-99).



KRYSTLE HORTON

2022 HOF INDUCTEE
2003-07 | 6-2 | FORWARD
MURFREESBORO, TENN.

One of only two players (Chrissy Givens) in school history to play in four consecutive NCAA Tournaments, winning games in three of them... Member of the 1,000-point club with 1,523 career points, placing her 11th on the all-time scoring list... Ninth all-time for rebounding with 746 caroms... One of only six Lady Raiders on the career Top 15 lists for both scoring and rebounding... Listed on the Top 10 of seven all-time categories at Middle Tennessee... Three-time All-Sun Belt Conference (2004, 06 & 07)... The Lady Raiders were 98-32 during her career, winning three regular season conference championships and four conference tournament championships.



ANNE MARIE LANNING

2023 HOF INDUCTEE
2007-11 | 5-11 | GUARD
MURFREESBORO, TENN.

Was an integral part of one of the greatest eras in Lady Raider basketball, helping lead the team to four postseason appearances, including three straight NCAA Regionals... Is a member of the program's 1,000-point club... Finished her career, ranked second for 3-point field goal percentage, third for 3-pointers made, and second for games played.



JANET ROSS

2023 HOF INDUCTEE
1983-87 | 5-6 | GUARD
ADAMSVILLE, TENN.

Helped lay the championship foundation for Middle Tennessee women's basketball as its point guard in the mid-1980s... Was the court general for Lady Raider basketball teams that captured four Ohio Valley Conference Championships and three NCAA Tournament berths... Still ranks among career leaders for assists and 3-point field goal percentage... She would go on to become a Lady Raider assistant following her decorated playing career.



ALL-TIME PLAYER CAREER STATS

Name	Year(s)	GP-GS	MIN	FGM/FGA	FG %	3FGM/A	3FG %	FTM-FTA	FT %	OR-DR-Total	Avg.	A	TO	B	S	PTS	PPG
ABNEY, Johnna	2005-08	82-77	1828	163-404	.403	139-354	.393	40-49	.816	27-75-102	1.2	129	127	1	93	505	6.2
AINSWORTH, Cyndi	1997-99	53-1	665	55-139	.396	1-1	1.000	49-86	.570	65-83-148	2.8	47	78	1	47	160	3.0
AJANAKU, Jamila	2009-12	38-2	191	17-56	.304	0-7	.000	1-8	.125	4-19-23	0.6	10	26	2	5	35	0.9
ALLEN/LINDLEY, Cyndi	1981-84, 86	115-70	2795	312-722	.432			199-339	.587	633	5.5	83	244	50	72	823	7.2
ALLEN, Patricia	1981-83	47-2	481	76-170	.447			29-57	.509	82	1.7	18	33	3	37	181	3.9
ALLISON, Kyla	2016-18	58-20	611	60-146	.411	24-77	.312	38-51	.745	17-66-83	1.4	45	50	2	10	182	3.1
ALUKA, Joanne	1997-98, 99-02	112-75	2486	429-861	.498	1-4	.250	231-403	.573	284-360-644	5.8	95	239	20	88	1090	9.7
AMOS, Patrice	1976-78	52		239-450	.531			116-217	.535	524	10.1	33	139			594	11.4
ANDERSON, Susie	1975-76	10		15-24	.625			7-8	.875	21	2.1	1	6			37	3.7
ANDREWS, Abby	2008-09	2-0	4	0-1	.000	0-0	.000	0-0	.000	1-0-1	0.5	0	1	0	0	0	0.0
ANDREWS, Tammy	1983-84	5-0	16	0-2	.000			1-2	.500	2	0.4	1	3	0	0	1	0.2
ANGUS, Bonnie	1975-77	33		157-336	.467			24-43	.558	121	3.7	51	36			338	10.2
ARMSTRONG, Sharon	1975-77	29		43-113	.381			23-46	.500	49	1.7	14	28			109	3.8
BAILEY, Cartia	2001-04	37-3	390	35-94	.372	9-34	.265	14-21	.667	15-38-53	1.4	19	44	4	18	93	2.5
BAILEY, Robbie	1977-78	2		0-2	.000			0-0	.000	0	0.0	0	0			0	0.0
BAKER, Robin	1979-81	50-5	330	49-125	.392			26-37	.703	74	1.5	19	38	4	7	124	2.5
BANDJLICH, Pat	1980-84	100-4	1029	95-278	.342			92-143	.643	263	2.6	24	115	7	26	282	2.8
BARCLAY, Latoya	2004-08	114-6	1466	119-319	.373	46-154	.299	56-73	.767	62-68-130	1.1	103	129	6	79	340	3.0
BARTLETT, Angie	1985-88	46-0	360	38-97	.392	0-0	.000	21-30	.700	22-41-73	1.6	15	20	4	7	97	2.1
BEACHBOARD, Sherri	1975-76	4		2-6	.333			1-2	.500	7	1.8	0	2			5	1.3
BEATY, Jessica	1993-97	91-80	2514	314-831	.378	140-425	.329	288-373	.772	204-422-626	6.9	122	180	7	115	1056	11.6
BECK, Lianne	1985-89	111-81	2765	409-834	.490	3-10	.300	147-189	.778	128-246-414	3.7	334	243	11	113	968	8.7
BELL, Deborah	1987-89	48-2	508	53-137	.387	0-0	.000	30-47	.638	49-70-119	2.5	35	35	18	14	136	2.8
BERRY, Carla	1987-88	12-0	58	7-15	.467	0-2	.000	4-10	.400	5-3-8	0.7	1	7	0	2	18	1.5
BEVIS, Amanda	1995-97	55-2	624	70-175	.400	5-27	.185	46-85	.541	39-74-113	2.1	18	68	9	12	191	3.5
BILES, Barbara	1975-77	26		56-120	.467			17-28	.607	116	4.5	8	23			129	5.0
BLAKELY, Courtney	2021-23	68-11	1385	147-364	.404	21-92	.228	98-139	.705	34-132-166	2.4	159	124	6	81	413	6.1
BOLDYREVA, Anastasiia	2021-pres.	68-65	1117	225-415	.542	13-27	.481	76-118	.644	91-167-258	3.8	34	69	99	15	539	7.9
BOLEN, Nancy	1976-79	38		16-62	.258			6-12	.500	23	0.6	16	30			38	1.0
BONNER, Nikki	1991-92	28-25	726	139-294	.473	0-1	.000	57-103	.553	116-106-222	7.9	14	46	4	30	335	12.0
BOOTHE, Rellah	2019-21	25-3	263	52-110	.473	9-27	.333	14-24	.583	30-52-82	3.3	7	14	6	5	127	5.1
BOWMAN, Chanda	1996-97	27-3	415	46-89	.517	0-0	.000	27-40	.675	25-51-76	2.8	21	41	4	10	119	4.4
BOYD, Lakira	2004-07	94-14	1384	102-242	.421	3-20	.150	73-92	.793	94-140-234	2.5	49	102	17	38	280	3.0
BOYD, Morgan	2007-08	1-0	4	1-3	.333	0-2	.000	1-2	.500	1-1-2	2.0	0	0	0	0	3	3.0
BRINKLEY, Janay	2010-14	106-13	921	48-195	.246	22-98	.224	16-36	.444	28-54-82	0.8	56	69	1	29	134	1.3
BROWN, Brandi	2006-10	125-78	3333	446-1025	.435	257-658	.391	87-107	.813	95-292-387	3.1	263	197	103	105	1236	9.9
BROWN, Kristi	1989-93	106-19	2079	278-777	.358	206-579	.356	145-190	.763	69-190-259	2.4	212	198	9	127	907	8.6
BROWN, Sandy	1987-89	57-57	1918	308-724	.425	166-408	.407	98-131	.748	61-184-245	4.3	257	172	8	98	880	15.4
BUCK, Jonelda	1995-99	118-109	2748	523-993	.527	29-80	.363	148-195	.759	149-374-523	4.4	84	214	105	54	1223	10.4
BURRELL, Bama	1997-99	57-55	1481	263-502	.524	4-14	.286	120-162	.741	136-179-315	5.5	65	101	10	125	650	11.4
BURTTS, Angelique	2007-08	21-1	200	19-40	.475	3-7	.429	10-17	.588	25-31-56	2.7	6	14	8	17	51	2.4
CAGE, Deja	2020-21	25-23	854	97-253	.383	56-174	.322	16-28	.571	26-99-125	5.0	35	29	12	19	266	10.6
CANTRELL, Tina	1989-90	2-0	3	0-0	.000	0-0	.000	0-0	.000	1-1-2	1.0	0	0	0	0	0	0.0
CAPLEY, Stephanie	1987-91	113-107	3319	578-1236	.468	28-91	.308	280-371	.755	336-434-770	6.8	208	231	65	114	1464	13.0
CARTER, Karen	1976-78	52		250-568	.440			87-120	.725	322	6.2	78	172			587	11.3
CARTER, Linda	1976-78	50		65-168	.387			56-75	.747	96	1.9	94	114			186	3.7
CARTER, Sedonia	1998-00	28-1	141	11-26	.423	2-3	.667	6-15	.400	10-9-19	0.7	14	13	1	7	30	1.1
CARTWRIGHT, Kasey	1990-91	13-0	38	6-17	.353	6-16	.375	5-6	.833	2-3-5	0.4	1	3	0	2	23	1.8
CASON, Shanice	2011-15	134-114	3834	234-764	.306	83-323	.257	237-386	.614	124-360-484	3.6	416	290	13	242	788	5.9
CHANDLEY, Vikki	1975-76	11		17-29	.586			3-11	.273	24	2.2	6	21			37	3.4
CHASTAIN, Kelly	1997-01	115-80	2961	343-898	.382	129-395	.327	179-246	.728	120-300-420	3.7	194	179	115	199	994	8.6
CLARK, Alysha	2008-10	63-63	2188	649-1063	.611	29-82	.354	429-547	.784	317-354-671	10.7	171	226	40	143	1756	27.9
COBB, Carden	2006-07	14-0	41	1-7	.143	0-0	.000	1-1	1.000	5-3-8	0.6	1	3	0	1	3	0.2
COKER, Sherry	1975-76	18		30-69	.435			17-31	.548	40	2.2	41	34			77	4.3
COLEMAN, Ester	1979-81	57-26	872	371-773	.480			162-218	.743	443	7.8	112	207	7	41	904	15.9
COLLER, Katie	2015-19	110-28	1536	37-192	.193	21-109	.193	60-94	.638	36-106-142	1.3	94	91	1	38	155	1.4
COLLIER, Kim	1987-88	30-27	888	51-147	.347	6-18	.333	62-110	.564	28-68-96	3.2	113	102	1	63	170	5.7
CONNER, Dana	1998-00	36-0	203	22-58	.379	2-10	.200	21-30	.700	13-20-33	0.9	10	26	1	6	67	1.9
COPNEY, Shy	2013-14	7-0	17	3-5	.600	1-1	1.000	0-0	.000	0-4-4	0.6	1	4	1	1	7	1.0
CORDERO, Yamil	2003-04	7-1	41	3-7	.429	1-4	.250	1-2	.500	1-3-4	0.6	3	1	0	0	8	1.1
COX, Maggie	1990-94	108-58	2299	285-624	.457	0-2	.000	266-415	.641	132-298-430	4.0	193	202	24	86	836	7.7
DAVENPORT, Chrissy	1999-01	59-16	1119	116-235	.494	0-1	.000	125-175	.714	116-169-285	4.8	53	92	17	27	357	6.1
DAVENPORT, Marla	1986-90	64-1	373	17-42	.405	0-0	.000	29-42	.690	30-64-94	1.5	7	26	8	10	63	1.0
DAVIS, Jadona	2017-19	19-0	87	13-40	.325	3-7	.429	9-11	.818	3-7-10	0.5	1	12	6	3	38	2.0



ALL-TIME PLAYER CAREER STATS

Name	Year(s)	GP-GS	MIN	FGM/FGA	FG %	3FGM/A	3FG %	FTM-FTA	FT %	OR-DR-Total	Avg.	A	TO	B	S	PTS	PPG
DAVIS, Lisa	1985-86	26-7	276	53-126	.421			18-25	.720	43	1.7	30	46	0	29	124	4.8
DAVIS, Shawnzia	1984-86	48-0	536	46-118	.390			33-61	.541	112	2.3	6	20	4	14	125	2.6
DAVIS, Shytoria	2008-10	21-0	78	16-31	.516	0-0	.000	0-2	.000	9-15-24	1.1	2	9	10	4	32	1.5
DEAN, Veronica	1987-88	2-0	2	0-1	.000	0-0	.000	0-0	.000	1-0-1	0.5	1	0	0	0	0	0.0
DODGEN, Gracie	2021-pres.	17-0	51	6-18	.333	6-17	.363	0-2	.000	0-2-2	0.1	0	3	0	0	18	1.1
DOW, China	2013-15	68-22	934	107-274	.391	33-123	.268	97-152	.638	75-106-181	2.7	90	83	9	62	344	5.1
DOWDELL, Mykia	2018-19	12-0	48	1-7	.143	1-2	.500	3-6	.500	5-4-9	0.8	2	6	1	3	6	0.5
DUFF, Pam	1978-79	26		32-77	.416			15-35	.429	86	3.3	71	80			79	3.0
DYE, Lindi	1979-81	62-26	717	131-278	.471			103-135	.763	235	3.8	24	75	15	20	365	5.9
EDMONDSON, Heather	1995-96	6-0	18	1-4	.250	0-0	.000	6-6	1.000	3-1-4	0.7	2	1	0	2	8	1.3
EDWARDS, Brea	2014-16	67-53	2037	254-609	.417	156-405	.385	181-226	.801	110-320-430	6.4	67	77	1	74	845	12.6
EDWARDS, LaSonja	2017-19	43-1	188	34-62	.548	0-0	.000	7-24	.292	22-23-45	1.0	6	33	12	12	75	1.7
EDWARDS, Nikki	1994-96	58-4	722	75-151	.497	0-1	.000	49-95	.516	76-93-169	2.9	10	64	14	32	199	3.4
ELDER, Carlita	1995-99	113-65	2511	366-854	.429	63-197	.320	270-397	.680	242-313-555	4.9	186	267	9	150	1065	9.4
ELIE, Icelyn	2009-13	116-88	3055	508-1058	.480	52-157	.331	215-287	.749	300-400-700	6.0	123	280	68	138	1283	11.1
ERICKSON, Courtney	1979-81	11-0	15	1-8	.125			1-3	.333	9	0.8	0	5	0	1	3	0.3
EVE, Julie	1994-96	29-0	293	17-71	.239	0-15	.000	32-37	.865	15-40-55	1.9	16	37	1	11	66	2.3
FISHER, Tiffany	2001-03	50-14	817	93-253	.368	37-116	.319	19-29	.655	46-98-144	2.9	51	71	13	41	242	4.8
FUSSELL, Cindy	1975-76	6		4-13	.308			12-16	.750	12	2.0	2	2			20	3.3
GALLOWAY, Michelle	1987-88	11-0	35	5-15	.333	0-0	.000	5-9	.556	3-4-7	0.6	2	2	0	2	15	1.4
GARRETT, Dana	2008-10	60-2	602	70-171	.409	3-9	.333	36-64	.563	59-80-139	2.3	40	53	5	29	179	3.0
FLOYD, Patty	1977-78	5		2-5	.400			1-3	.333	2	0.4	0	1			5	1.0
FRANCIS, Kim	1995-98	64-0	702	64-167	.383	35-101	.347	24-46	.522	25-82-107	1.7	62	63	1	18	187	2.9
GIPSON, Pippa	1989-91	52-40	1434	185-350	.529	0-1	.000	159-264	.602	167-235-402	7.7	59	91	1	49	529	10.2
GIVENS, Chrissy	2003-07	125-98	3946	740-1524	.486	73-229	.319	362-488	.742	193-499-692	5.5	436	416	23	290	1915	15.3
GRANNUM, Jada	2020-pres.	61-0	275	14-33	.424	0-4	.000	17-25	.680	34-34-68	1.1	4	19	9	9	45	0.7
GRAY, Ciara	2001-05	85-23	1391	118-306	.386	44-161	.273	43-66	.652	36-95-131	1.5	79	115	9	75	323	3.8
GREEN, Kay	1975-77	31		37-88	.420			22-38	.579	59	1.9	3	35			96	3.1
GREGORY, Jalynn	2021-pres.	67-67	2315	251-646	.389	156-445	.351	136-161	.845	73-174-247	3.7	122	96	8	100	794	11.9
GRIFFIN, Mescha	1992-94	46-2	478	25-59	.424	4-15	.267	22-42	.524	32-37-69	1.5	46	38	6	22	76	1.7
GROSS, Lori	1985-86	27-27	680	56-166	.337			77-101	.762	93	3.4	136	123	2	45	189	7.0
HALL, Becky	1989-90	20-18	483	82-212	.387	0-0	.000	33-58	.569	34-49-83	4.2	17	53	8	5	197	9.8
HALL, Phyllis	1986-87	1-0	4	0-0	.000	0-0	.000	0-0	.000	1-0-1	1.0	0	0	0	0	0	0.0
HALL, Renee	2001-02	23-0	178	30-57	.526	0-1	.000	7-15	.467	12-22-34	1.5	3	16	2	2	67	2.9
HAMILTON, Bobbie Kay	1980-84	69-21	927	47-114	.412			40-77	.519	58	0.8	92	117	1	31	134	1.9
HANNAH, Liz	1976-78	52		396-891	.444			67-86	.779	152	2.9	135	174			859	16.5
HARDCASTLE, Betty	1975-76	14		21-87	.241			20-35	.571	69	4.9	9	28			62	4.4
HARRIS, LaTonya	1990-91	21-0	112	19-39	.487	0-0	.000	11-19	.579	8-16-24	1.1	1	12	1	0	49	2.3
HARRIS, Sherie	1990-92	34-19	589	105-240	.438	0-0	.000	49-72	.681	42-100-142	4.2	18	64	28	15	254	7.5
HARRISON, Julie	1987-89	55-6	816	94-181	.519	0-0	.000	38-59	.644	62-148-180	3.3	31	53	3	11	226	4.1
HAYES, Anastasia	2019-21	54-54	2037	428-983	.435	42-175	.240	307-486	.632	70-239-309	5.7	255	222	10	123	1205	22.3
HAYES, Aislynn	2019-21	51-48	1925	228-609	.374	105-336	.313	157-261	.602	45-219-264	5.2	168	148	6	66	718	14.1
HAYES, A'Queen	20018-19	34-31	1185	211-453	.466	18-39	.462	91-145	.628	94-170-264	7.8	101	80	14	43	531	15.6
HENDRIX, Robin	1980-82	45-44	1492	285-594	.480			226-327	.691	620	13.8	29	155	26	53	796	17.7
HOBBS, Kara	1993-94, 95-96	49-3	416	37-97	.381	1-17	.059	26-45	.578	33-60-93	1.9	50	62	9	21	101	2.1
HOFFMAN, Shelly	1975-78	49		36-81	.444			21-40	.525	74	1.5	25	40			93	1.9
HOLMES, Patrice	2001-05	124-124	4189	725-1576	.460	177-576	.307	264-334	.790	210-540-750	6.0	457	423	75	338	1891	15.3
HOLT, Amber	2006-08	68-68	2297	558-1123	.497	35-123	.285	346-443	.781	225-263-488	7.2	172	136	24	172	1497	22.0
HOOVER, Holly	1981-84	84-82	2334	436-918	.475			309-464	.666	750	8.9	41	204	173	77	1181	14.1
HOPWOOD, Laurie	1990-92	23-0	113	8-23	.348	2-2	1.000	21-28	.750	2-10-12	0.5	16	17	1	4	39	1.7
HORTON, Krystle	2003-07	129-112	3785	631-1165	.542	4-20	.200	257-394	.652	368-378-746	5.8	171	325	51	207	1523	11.8
HOWARD, Cassandra	1980-81	29-26	816	176-356	.494			61-80	.763	116	4.0	39	89	3	44	413	14.2
JACKSON, Alice	1994-97	65-0	335	28-82	.341	11-33	.333	21-36	.583	22-39-61	0.9	19	20	6	30	88	1.4
JACKSON, Amy	1985-86	12-0	37	0-4	.000			8-8	1.000	13	1.1	0	4	4	0	8	0.7
JACKSON, Michelle	1992-94	35-35	986	179-375	.477	10-34	.294	82-111	.739	98-96-194	5.5	54	62	12	73	450	12.9
JAKOBSEN, Ditte	2003-05	60-18	929	48-144	.333	18-75	.240	28-33	.848	23-78-101	1.7	74	77	7	40	142	2.4
JOHNSON, Alex	2015-19	121-116	3516	671-1271	.528	58-162	.358	472-620	.761	201-345-546	4.5	177	285	96	119	1872	15.5
JOHNSON, Janiece	2012-14	35-0	103	27-53	.509	0-0	.000	8-21	.381	21-25-46	1.3	3	30	4	4	62	1.8
JOHNSON, Stephanie	1975-77	41		179-406	.441			36-58	.621	207	5.0	76	85			394	9.6
JONES, Anna	2017-19	65-36	1589	141-409	.345	75-267	.281	56-74	.757	40-170-210	3.2	76	05	22	65	413	6.4
JONES, Kortni	2009-13	127-93	3835	464-1256	.369	259-767	.338	203-270	.752	59-249-308	2.4	483	382	27	198	1390	10.9
JONES, Olivia	2013-16	68-66	2372	352-910	.387	109-410	.266	147-254	.579	190-335-525	7.7	130	147	8	176	960	14.1
JONES, Venetia	1981-84	40-5	543	75-190	.395			25-51	.490	152	3.8	11	34	18	14	175	4.4
JUSTICE, Jennifer	2001-04	87-57	2001	281-613	.458	11-53	.208	84-118	.712	101-211-312	3.6	128	165	58	86	657	7.6



ALL-TIME PLAYER CAREER STATS


Name	Year(s)	GP-GS	MIN	FGM/FGA	FG %	3FGM/A	3FG %	FTM-FTA	FT %	OR-DR-Total	Avg.	A	TO	B	S	PTS	PPG
JUSTICE, Lisa	1979-80	33		161-350	.460			53-87	.609	198	6.0	46	89			375	11.4
KIRBY, Eboni	2001-03	41-13	606	122-214	.570	6-13	.462	58-82	.707	52-74-126	3.1	28	51	4	30	308	7.5
KOZLOVA, Susha	2020-21	25-3	211	19-43	.441	0-0	.000	6-10	.600	27-28-55	2.2	3	7	2	3	44	1.8
LAMASTER, Kate	2000-01	5-0	12	1-4	.250	0-2	.000	0-0	.000	0-1-1	0.2	0	1	0	0	2	0.4
LANCE, Carol	1975-78	63		62-166	.373			26-75	.347	304	4.8	22	64			150	2.4
LANNING, Anne Marie	2007-11	129-94	3894	381-876	.435	234-578	.420	178-221	.805	124-232-356	2.8	376	225	19	139	1183	9.2
LATORRE CIRIA, Anabel	2020-23	10-0	26	1-5	.200	0-0	.000	0-6	.000	4-7-11	1.1	0	1	0	0	2	0.2
LAWRENCE, Alice	1984-85, 86-87	52-43	1665	347-709	.489	1-4	.250	167-239	.699	57-74-274	5.3	165	136	5	133	862	16.6
LEMEH, Eva	1981-83	56-42	1337	294-618	.476			110-146	.753	181	3.2	93	97	6	126	698	12.5
LEONARD, Laken	2010-14	110-52	2659	176-532	.331	106-345	.307	98-153	.641	94-217-311	2.8	101	131	8	89	556	5.1
LEWIS, Taylor	2019-21	23-0	139	5-24	.208	1-11	.091	7-10	.700	15-18-33	1.4	2	5	11	3	18	0.8
LIGGETT, Lynn	1975-76	7		3-9	.333			4-5	.800	7	1.0	10	7			10	1.4
LOCKER, Sheley	1997-98	10-0	59	7-11	.636	0-0	.000	6-9	.667	2-3-5	0.5	1	3	0	2	20	2.0
LOURO, Jess	2015-19	110-80	2743	198-592	.334	150-483	.311	58-79	.734	93-392-485	4.4	121	108	22	147	604	5.5
LUFFMAN, Jordyn	2010-11	30-19	710	52-155	.335	37-106	.349	19-21	.905	42-68-110	3.7	21	27	4	44	160	5.3
LUFKIN, Erica	1998-00	50-21	1170	152-415	.366	79-218	.362	63-81	.778	40-73-113	3.3	151	165	6	37	446	8.9
LYMON, Chelsia	2006-10	124-84	3379	349-906	.385	196-553	.354	167-218	.766	112-242-354	2.9	339	257	4	297	1061	8.6
LYON, Gabby	2014-18	127-64	2846	215-371	.580	10-24	.417	96-169	.568	249-293-542	4.3	122	168	51	160	536	4.2
MAJORS, Jordan	2015-19	74-3	867	90-169	.533	0-9	.000	44-73	.603	103-104-207	2.8	39	51	32	31	224	3.0
MALASHKA, Kseniya	2021-23	63-4	1378	330-700	.471	50-169	.296	194-265	.732	116-235-351	5.6	64	143	103	84	904	14.3
MARCH, Lauren	2010-14	104-18	843	75-206	.364	16-63	.254	26-40	.650	70-109-179	1.7	21	45	21	29	192	1.8
MARTIN, Monique	2005-06	30-4	246	61-157	.389	12-36	.333	22-41	.537	19-27-46	1.5	10	24	3	19	156	5.2
MASON, LaCondra	2005-07	39-23	656	67-157	.427	37-86	.430	9-15	.600	23-45-68	1.7	58	36	9	39	180	4.6
McCLANNAHAN, Sharon	1975-79	97		608-1263	.481			248-410	.605	749	7.7	54	162			1464	15.1
McCLINIC, Keisha	2000-04	120-80	3241	325-843	.386	97-332	.292	162-225	.720	203-390-593	4.9	197	262	10	246	909	7.6
McCLURE, Jessica	1998-02	113-50	2442	200-476	.420	9-32	.281	173-253	.684	68-272-340	3.0	394	349	23	213	582	5.2
McCULLOCH, Sharon	1975-76	1		0-0	.000			1-2	.500	1	1.0	0	0			1	1.0
McDONALD, Cathy	1984-86	54-0	797	66-168	.393			4-11	.364	125	2.3	117	97	28	22	136	2.5
McDONALD, Lee	1986-87	25-10	448	25-71	.352	0-0	.000	18-32	.563	22-38-60	2.4	32	31	1	6	68	2.7
McFADDEN, Molly	2008-12	39-0	106	6-17	0.353	0-0	.000	3-9	.333	14-19-33	0.8	1	5	0	4	15	0.4
McFALL, Jennifer	1981-85	115-114	3789	768-1601	.480			298-475	.627	992	8.6	351	384	62	205	1834	15.9
McKINNEY, Sherry	1977-78	28		153-312	.490			59-81	.728	267	9.5	17	76			365	13.0
MEADOWS, Kara	2017-18	3-0	8	1-5	.200	0-0	.000	2-2	1.000	0-1-1	0.3	0	1	0	1	4	1.3
MIDDLEBROOKS, Shayla	2016-17	9-0	34	2-8	.250	1-2	.500	2-4	.500	1-4-5	0.6	1	2	0	0	7	0.8
MILLER, Rhonda	1980-81	7-0	25	1-5	.200			1-2	.500	7	1.0	1	3	0	0	3	0.4
MOORE, Cindy	1978-79	26		46-110	.418			19-30	.633	90	3.5	27	50			109	4.2
MORRISON, Julie	1989-93	112-83	2713	277-685	.404	12-44	.273	156-205	.761	103-200-303	2.7	370	306	5	130	722	6.4
MUCKER, Tawanya	1985-89	113-103	3380	780-1477	.528	0-0	.000	386-587	.658	262-460-887	7.8	80	226	89	101	1946	17.2
MULLINS, Angie	1989-90	11-0	24	0-5	.000	0-0	.000	2-2	1.000	1-3-4	0.4	1	3	0	0	2	0.2
MYERS, Stephanie	2011-13	7-0	11	3-8	.375	0-0	.000	0-0	.000	1-6-7	1.0	0	6	1	0	6	0.9
NEELEY, Cortney	1995-99	117-97	3062	314-819	.383	106-307	.345	247-336	.735	103-208-311	2.7	428	395	6	207	981	8.4
NEVILS, Sharon	1984-86	44-16	813	81-189	.429			28-42	.667	116	2.6	35	37	3	26	190	4.3
NEWSOM, Daphne	1980-82	54-17	1067	138-288	.479			63-72	.875	117	2.2	56	44	1	40	339	6.3
NEWTON, Libby	1988-90	42-8	745	80-226	.354	1-3	.333	52-72	.722	41-54-95	2.3	74	71	1	44	213	5.1
NUXOL, Sara	2004-05	15-0	59	4-9	.444	0-1	.000	0-1	.000	1-3-4	0.3	2	2	0	2	8	0.5
ORR, Starr	2004-08	120-70	2793	208-564	.369	39-152	.257	94-137	.686	181-222-403	3.6	162	148	7	187	549	4.6
PARKER, Cheyenne	2015-16	22-19	624	157-267	.588	1-3	.333	94-139	.676	116-127-243	11.0	37	74	88	29	409	18.6
PARKINSON, Angie	1993-94	11-0	25	3-6	.500	0-0	.000	9-10	.900	1-3-4	0.4	0	2	0	1	15	1.4
PARVIAINEN, Mia	1999-03	107-49	1864	187-458	.408	71-201	.353	44-62	.710	78-184-262	2.5	99	158	41	47	489	4.6
PATCHEN, Melanie	1992-96	93-32	1160	104-223	.466	0-2	.000	90-155	.581	85-144-229	2.5	26	63	0	26	299	3.2
PAYNE, Skye	2021-22	5-0	54	0-2	.000	0-2	.000	0-0	.000	0-2-2	0.4	0	1	0	0	0	0.0
PENTTILA, Paula	1999-03	118-86	3388	248-669	.371	100-332	.301	132-188	.702	50-196-246	2.1	297	273	13	114	728	6.2
PERKINS, Nicole	1997-01	81-1	482	65-177	.367	23-85	.271	40-57	.702	27-55-82	1.0	34	48	2	30	193	2.4
PERRY, Linda	1978-79	25		62-171	.363			47-83	.566	77	3.6	38	85			171	6.8
PETTY, Ty	2013-17	126-98	3660	503-1230	.409	171-515	.332	276-353	.782	59-296-355	2.8	540	386	11	198	1453	11.5
PICKEL, Jackie	2006-10	132-64	3023	366-1010	.362	248-761	.326	42-66	.636	89-165-254	1.9	194	162	8	188	1022	7.7
PITTMAN, Brittany	2005-06	17-0	98	7-19	.368	0-0	.000	4-13	.308	9-13-22	1.3	5	6	11	7	18	1.1
POLK, Celissa	1978-80	44		28-62	.452			12-18	.667	57	1.3	13	33			68	1.5
POOL, Emily	1996-97	1-0	1	0-0	.000	0-0	.000	0-0	.000	0-0-0	0.0	0	0	0	0	0	0.0
PORTER, TiAnna	2013-16	77-5	674	90-178	.506	2-4	.500	39-77	.506	74-95-169	2.2	22	53	42	26	221	2.9
PORTIK, Ileana	1978-80	59		345-672	.513			123-170	.724	415	7.0	46	150			811	13.7
PRATER, Heather	1992-96	114-113	3538	423-926	.457	224-502	.446	278-346	.803	105-270-375	3.3	605	364	20	177	1360	11.9
PRESERVATI, Hannah	2014-15	5-0	9	0-0	.000	0-0	.000	0-0	.000	0-1-1	0.2	0	1	0	0	0	0.0
QUEEN, Emily	2007-11	77-58	1787	174-464	.375	35-134	.261	88-131	.672	152-291-443	5.8	112	185	16	86	471	6.1



ALL-TIME PLAYER CAREER STATS

Name	Year(s)	GP-GS	MIN	FGM/FGA	FG %	3FGM/A	3FG %	FTM-FTA	FT %	OR-DR-Total	Avg.	A	TO	B	S	PTS	PPG
QUIRK, Kim	1987-88	3-0	6	2-4	.500	0-0	.000	0-0	.000	0-2-2	0.7	0	3	0	2	4	1.3
RAYNOR, Dymon	2009-13	54-0	303	40-82	.488	0-1	.000	20-36	.556	32-42-74	1.4	6	48	10	12	100	1.9
REUTER, Rebecca	2014-18	131-67	2329	262-609	.430	55-153	.359	183-254	.720	189-354-543	4.1	113	228	72	58	762	5.8
RICE, Shawn	1987-88	2-2	69	8-16	.500	3-6	.500	0-0	.000	0-3-3	1.5	7	18	0	7	19	9.5
RICKMAN, Mary	1989-90	7-0	66	10-21	.476	0-0	.000	0-1	.000	5-10-15	2.1	3	5	0	1	20	2.9
RILEY, Kathy	1976-78	25		96-188	.511			37-65	.569	99	4.0	41	73			229	9.2
RILEY, Lanae	2022-23	6-0	29	0-4	.00	0-2	.000	0-0	.000	0-4-4	0.7	1	2	0	1	0	0.0
ROBINSON, Priscilla	1990-94	110-98	3357	733-1337	.548	19-50	.380	518-678	.764	346-562-908	8.3	128	201	28	194	2009	18.3
ROSS, Janet	1983-87	115-69	2924	400-850	.471	53-102	.520	97-115	.843	9-55-181	1.6	355	324	7	132	950	8.3
ROSSEAU, Denise	1975-76	8		6-21	.286			8-9	.889	13	1.6	3	4			20	2.5
ROWE, Ebony	2010-14	131-131	4858	944-1724	.548	7-26	.269	558-920	.607	664-746-1410	10.8	240	374	110	211	2453	18.7
SAAR, Dor	2021-22	35-35	1216	139-409	.340	90-269	.335	48-57	.842	17-114-131	3.7	126	79	2	54	416	11.9
SALAS, Maria	1981-85	86-20	1290	114-255	.447			52-69	.754	89	1.0	109	118	1	36	280	3.3
SAVAGE, Charity	2016-20	96-33	1378	166-318	.522	24-83	.289	97-154	.630	162-266-428	4.5	82	92	46	68	453	4.7
SELLS, Mackenzie	2012-15	44-2	180	12-48	.250	5-32	.156	5-8	.625	10-15-25	0.6	9	8	1	13	34	0.8
SCHLUETER, Jessica	2001-03	32-1	204	28-59	.475	0-1	.000	10-23	.435	16-38-54	1.7	4	13	7	5	66	2.1
SCOTT, Ta'Mia	2022-pres.	25-0	208	18-41	.439	2-10	.200	14-26	.538	8-34-42	1.7	2	9	6	10	52	2.1
SCOTT, Tammy	1983-84	11-0	25	2-7	.286			4-5	.800	4	0.4	1	4	0	1	8	0.7
SCRUGGS, Christy	1986-90	89-45	2044	124-369	.336	70-210	.333	74-128	.578	67-194-261	2.9	313	209	3	111	392	4.4
SHIPLEY, Debbie	1978-79	22		19-48	.396			7-13	.538	24	1.1	11	20			45	2.0
SIMMONS, Michelle	2000-01	8-0	30	2-4	.500	1-1	1.000	2-4	.500	0-4-4	0.5	4	4	0	4	7	0.9
SISSON, Abbey	2014-18	124-83	3392	293-868	.338	183-515	.355	139-189	.735	61-208-269	2.2	303	201	2	92	908	7.3
SISSON, Tricia	1989-93	78-2	648	42-129	.326	4-19	.211	29-47	.617	37-78-115	1.5	64	58	1	36	117	1.5
SLIGER, Sharon	1975-76	14		6-26	.231			3-6	.500	16	1.1	4	9			15	1.1
SMILEY, Trena	1980-82	44-14	477	16-57	.281			27-38	.711	42	1.0	51	55	2	9	59	1.3
SMITH, Christy	1992-93	3-0	9	0-2	.000	0-2	.000	1-2	.500	0-0-0	0.0	0	1	0	0	1	0.3
SMITH, Mary	1990-91	19-15	577	20-90	.200	17-72	.236	21-34	.618	5-38-43	2.3	106	87	1	19	78	4.1
SMITH, Sherry	1979-83	113-59	2097	341-812	.420			228-334	.683	360	3.2	403	430	6	90	910	8.1
SMITH, Tanika	1996-98	48-31	1265	146-303	.482	0-1	.000	80-121	.661	99-132-231	4.8	97	112	7	83	372	7.8
SNEED, Natalie	1994-98	118-74	2790	262-639	.410	58-170	.341	179-245	.731	113-219-332	2.8	285	298	41	149	761	6.4
SPIVEY, Diane	1975-76	8		23-75	.307			24-36	.667	52	6.5	7	11			70	8.8
STEWART, KeKe	2010-14	126-48	2075	268-671	.399	69-221	.312	118-162	.728	125-221-346	2.7	94	131	37	49	723	5.7
STEWART, Tina	2008-11	80-18	862	74-246	.301	41-144	.285	52-78	.667	48-59-107	1.3	63	100	1	70	241	3.0
STOVALL, Tia	2002-06	116-100	3361	513-1002	.512	0-8	.000	309-479	.645	258-408-666	5.7	215	322	93	189	1335	11.5
SUTTON, Taylor	2018-20	64-63	1927	268-733	.366	140-397	.353	68-91	.747	33-100-133	2.1	95	164	5	68	744	11.6
TATE, Whitney	2006-07	10-0	24	1-7	.143	1-5	.200	0-0	.000	2-4-6	0.6	0	3	0	0	3	0.3
TAYLOR, Jennifer	1979-80	28		10-44	.227			9-15	.600	28	1.0	15	30			29	1.0
THOMAS, Trella	1992-96	97-60	2057	198-481	.412	23-87	.264	220-317	.694	118-167-285	2.9	169	189	0	132	639	6.6
THOMATIS, Jamie	1998-02	112-73	3001	722-1310	.551	77-194	.397	450-556	.809	241-445-686	6.1	244	308	47	191	1971	17.6
THORNTON, Sally	1979-80	8		5-16	.313			1-6	.166	6	0.8	0	3			11	1.4
TUCKER, Sherry	1991-95	102-86	2978	541-1274	.425	182-525	.347	188-291	.646	182-397-579	5.7	284	327	63	221	1452	14.2
TURNER, Kiya	2018-19	26-0	124	6-17	.353	1-3	.333	8-16	.500	4-12-16	0.6	10	6	0	9	21	0.8
UPCHURCH, Kim	1981-82	9-0	48	5-7	.714			4-5	.800	9	1.0	1	3	0	0	14	1.6
WADE, Thelisa	1988-89	6-0	14	1-5	.200	0-0	.000	1-2	.500	0-2-2	0.3	1	0	0	4	3	0.5
WARE, Shelia	1979-80	4		0-1	.000			3-4	.750	1	0.3	0	0			3	0.7
WARDEN, Caroline	2012-16	115-16	1387	99-271	.365	55-150	.367	43-69	.623	25-66-91	0.8	123	114	0	51	296	2.6
WAYMAN, Michelle	1990-91	2-0	3	1-2	.500	0-0	.000	1-2	.500	1-0-1	0.5	0	0	0	1	3	1.5
WEBB, Jenne	2003-05	11-0	65	1-19	.053	1-16	.063	11-13	.846	1-8-9	0.8	7	0	0	5	14	1.3
WEBB, Kim	1983-87	116-116	3895	881-1622	.543	3-13	.231	383-520	.737	93-110-692	6.0	399	320	64	294	2148	18.5
WELDON, Christy	1993-95	26-0	71	4-11	.364	0-0	.000	3-5	.600	2-7-9	0.3	6	4	2	4	11	0.4
WHEELER, Savannah	2022-pres.	30-30	938	137-319	.429	37-123	.301	142-162	.877	12-92-104	3.5	91	52	0	41	453	15.1
WHITSON, Courtney	2019-pres.	121-121	4176	437-1137	.330	227-688	.330	120-147	.816	273-582-855	7.1	175	205	37	133	1221	10.1
WHITTINGTON, Alexis	2018-23	152-92	4151	308-804	.383	170-518	.328	117-139	.842	196-404-600	3.9	206	140	62	175	903	5.9
WHITTINGTON, Am.	2018-22	53-1	213	10-36	.278	6-32	.188	3-8	.375	6-11-17	0.3	4	9	6	9	29	0.5
WILLBANKS, Kay	1983-87	97-70	2278	500-957	.522	0-0	.000	236-362	.652	22-45-687	7.1	32	192	191	106	1236	12.8
WILLIAMS, Caya	2013-15	14-0	63	8-22	.364	0-2	.000	8-14	.571	12-5-17	1.2	1	5	1	3	24	1.7
WILLIAMS, Cherrita	1991-93	56-25	1194	185-449	.412	36-129	.279	61-88	.693	120-167-287	5.1	95	75	29	77	467	8.3
WILSON, Gail	1975-76	7		3-13	.272			3-8	.375	15	2.1	1	1			9	1.3
WINFREE, Debra	1979-81	32-0	105	14-36	.389			6-10	.600	21	0.7	11	14	1	4	34	1.1
WINFREE, LaShonda	1998-00	49-1	397	41-80	.513	0-0	.000	21-57	.368	28-64-92	1.9	9	48	6	20	103	2.1
WOODARD, Clarissa	1993-94	28-5	380	66-147	.449	0-0	.000	33-44	.750	43-64-107	3.8	7	19	5	16	165	5.9
WRIGHT, Josephine	1978-80	37		127-270	.470			51-78	.654	223	6.0	127	130			307	8.3
WRIGHT, Shana	1988-92	97-46	1721	215-486	.442	30-94	.319	82-116	.707	86-107-193	2.0	165	141	1	74	542	5.5
ZITNEY, Jan	1975-78	74		263-655	.402			79-79	1.000	273	3.7	305	271			605	8.9

2,000 POINT CLUB




EBONY ROWE

2,453 POINTS



KIM WEBB

2,148 POINTS



PRISCILLA ROBINSON

2,009 POINTS

1. EBONY ROWE | 2,453 POINTS | 6-1 | FORWARD | LEXINGTON, KY.

Year	GP-GS	MIN	FGM-FGA	FG %	3FGM-3FGA	3FG %	FTM-FTA	FT %	OR-DR-Total	Reb. Avg.	A	TO	B	S	Points	PPG
2010	31-31	1055	208-356	.584	0-0	.000	115-199	.578	140-173-313	10.1	52	104	20	42	531	17.1
2011	33-33	1200	222-407	.545	0-0	.000	94-206	.456	189-144-333	10.1	54	106	30	79	538	16.3
2012	33-33	1295	248-461	.538	0-2	.000	154-224	.688	179-189-368	11.2	53	85	37	50	650	19.7
2013	34-34	1308	266-500	.532	7-24	.292	195-291	.670	156-240-396	11.6	81	79	23	40	734	21.6
Career	131-131	4858	944-1724	.548	7-26	.269	558-920	.607	664-746-1410	10.8	240	374	110	211	2453	18.7

2. KIM WEBB | 2,148 POINTS | 5-9 | GUARD | LA VERGNE, TENN.

Year	GP-GS	MIN	FGM-FGA	FG %	3FGM-3FGA	3FG %	FTM-FTA	FT %	OR-DR-Total	Reb. Avg.	A	TO	B	S	Points	PPG
1984	29-29	934	174-338	.515			97-127	.764	153	5.3	63	76	9	64	445	15.3
1985	30-30	1053	234-410	.571			75-103	.728	170	5.7	110	94	30	80	543	18.1
1986	30-30	987	228-401	.569			94-123	.764	166	5.5	123	88	11	91	550	18.3
1987	27-27	921	245-473	.518	3-13	.231	117-167	.701	93-110-203	7.5	103	62	14	59	610	22.6
Career	116-116	3895	881-1622	.543	3-13	.231	383-520	.737	93-110-692	6.0	399	320	64	294	2148	18.5

3. PRISCILLA ROBINSON | 2,009 POINTS | 5-10 | FORWARD | CHATTANOOGA, TENN.

Year	GP-GS	MIN	FGM-FGA	FG %	3FGM-3FGA	3FG %	FTM-FTA	FT %	OR-DR-Total	Reb. Avg.	A	TO	B	S	Points	PPG
1991-92	28-24	710	178-317	.562	0-0	.000	132-174	.759	84-144-228	8.1	21	50	9	25	488	17.4
1992-93	28-26	937	210-383	.548	0-1	.000	153-207	.739	107-136-243	8.7	34	63	5	68	579	20.7
1993-94	26-20	787	177-329	.538	8-19	.421	123-155	.794	70-129-199	7.7	31	34	4	44	485	18.7
1994-95	28-28	923	168-308	.545	11-30	.367	110-142	.775	85-153-238	8.5	42	54	10	57	457	16.3
Career	110-98	3357	733-1337	.548	19-50	.380	518-678	.764	346-562-908	8.3	128	201	28	194	2009	18.3

4. JAMIE THOMATIS | 1,971 POINTS | 5-11 | FORWARD | DESTREHAN, LA.

Year	GP-GS	MIN	FGM-FGA	FG %	3FGM-3FGA	3FG %	FTM-FTA	FT %	OR-DR-Total	Reb. Avg.	A	TO	B	S	Points	PPG
1999	28-1	536	149-238	.626	0-2	.000	92-117	.786	52-79-131	4.7	26	45	8	29	390	13.9
2000	25-14	705	162-299	.542	13-29	.448	78-102	.765	51-101-152	6.1	59	72	14	48	415	16.6
2001	30-30	924	222-417	.532	34-76	.447	161-196	.821	73-152-225	7.5	83	104	10	56	639	21.3
2002	29-28	836	189-356	.531	30-87	.345	119-141	.844	65-113-178	6.1	76	87	15	58	527	18.2
Career	112-73	3001	722-1310	.551	77-194	.397	450-556	.809	241-445-686	6.1	244	308	47	191	1971	17.6

5. TAWANYA MUCKER | 1,946 POINTS | 6-0 | CENTER | MACON, GA.

Year	GP-GS	MIN	FGM-FGA	FG %	3FGM-3FGA	3FG %	FTM-FTA	FT %	OR-DR-Total	Reb. Avg.	A	TO	B	S	Points	PPG
1986	30-20	747	131-253	.518			41-81	.513	165	5.5	11	43	14	27	303	10.1
1987	27-27	861	142-307	.463	0-0	.000	68-100	.680	82-132-214	7.9	22	37	20	18	352	13.0
1988	29-29	911	265-499	.531	0-0	.000	141-201	.701	101-167-268	9.2	27	80	29	24	671	23.1
1989	27-27	861	242-418	.579	0-0	.000	136-205	.663	79-161-240	8.9	20	66	26	32	620	23.0
Career	113-103	3380	780-1477	.528	0-0	.000	386-587	.658	262-460-887	7.8	80	226	89	101	1946	17.2

6. CHRISY GIVENS | 1,915 POINTS | 5-11 | GUARD | MONROE, LA.

Year	GP-GS	MIN	FGM-FGA	FG %	3FGM-3FGA	3FG %	FTM-FTA	FT %	OR-DR-Total	Reb. Avg.	A	TO	B	S	Points	PPG
2004	27-0	472	48-86	.558	0-1	.000	26-32	.813	16-68-84	3.1	32	52	4	23	122	4.5
2005	33-33	1099	145-295	.492	1-12	.083	67-88	.761	63-119-182	5.5	100	110	2	67	358	10.8



1,000 POINT CLUB

2006	31-31	1166	246-554	.444	46-136	.338	129-182	.709	47-169-216	7.0	150	121	7	98	667	21.5
2007	34-34	1209	301-589	.511	26-80	.325	140-186	.753	67-143-210	6.2	154	133	10	102	768	22.6
Career	125-98	3946	740-1524	.486	73-229	.319	362-488	.742	193-499-692	5.5	436	416	23	290	1915	15.3

7. PATRICE HOLMES | 1,891 POINTS | 5-9 | GUARD | BISHOPVILLE, S.C.

Year	GP-GS	MIN	FGM-FGA	FG %	3FGM-3FGA	3FG %	FTM-FTA	FT %	OR-DR-Total	Reb. Avg.	A	TO	B	S	Points	PPG
2002	29-29	787	142-291	.488	23-85	.271	57-73	.781	61-115-176	6.1	68	80	13	50	364	12.6
2003	30-30	1117	194-413	.470	35-136	.257	89-113	.788	71-150-221	7.4	140	137	19	92	512	17.1
2004	32-32	1131	192-432	.444	57-172	.331	61-74	.824	46-147-193	6.0	130	119	12	84	502	15.7
2005	33-33	1154	197-440	.448	62-183	.339	57-74	.770	32-128-160	4.8	119	87	31	112	513	15.5
Career	124-124	4189	725-1576	.460	177-576	.307	264-334	.790	210-540-750	6.0	457	423	75	338	1891	15.3

8. ALEX JOHNSON | 1,872 POINTS | 6-0 | FORWARD | MURFREESBORO, TENN.

Year	GP-GS	MIN	FGM-FGA	FG %	3FGM-3FGA	3FG %	FTM-FTA	FT %	OR-DR-Total	Reb. Avg.	A	TO	B	S	Points	PPG
2016	33-32	781	152-291	.522	4-16	.250	91-130	.700	55-62-117	3.5	27	72	26	35	399	12.1
2017	34-34	1065	251-467	.537	6-19	.316	179-220	.814	60-123-183	5.4	57	100	33	25	687	20.2
2018	20-16	502	87-187	.465	10-27	.370	86-117	.735	27-59-86	4.3	21	39	12	18	270	13.5
2019	34-34	1168	181-326	.555	38-100	.380	116-153	.758	59-101-160	4.7	72	74	25	41	516	15.2
Career	121-116	3516	671-1271	.528	58-162	.358	472-620	.761	201-345-546	4.5	177	285	96	119	1872	15.5

9. JENNIFER MCFALL | 1,834 POINTS | 6-0 | FORWARD | COLUMBIA, TENN.

Year	GP-GS	MIN	FGM-FGA	FG %	3FGM-3FGA	3FG %	FTM-FTA	FT %	OR-DR-Total	Reb. Avg.	A	TO	B	S	Points	PPG
1982	25-24	762	181-383	.473			60-99	.606	228	9.1	61	84	19	52	422	16.9
1983	31-31	1060	207-447	.463			81-119	.681	227	7.3	67	79	9	39	495	16.0
1984	29-29	983	181-388	.466			61-99	.616	209	7.2	100	110	11	58	423	14.6
1985	30-30	984	199-383	.520			96-158	.608	328	10.9	123	111	23	56	494	16.5
Career	115-114	3789	768-1601	.480			298-475	.627	992	8.6	351	384	62	205	1834	15.9

10. ALYSHA CLARK | 1,756 POINTS | 5-10 | FORWARD | MT. JULIET, TENN.

Year	GP-GS	MIN	FGM-FGA	FG %	3FGM-3FGA	3FG %	FTM-FTA	FT %	OR-DR-Total	Reb. Avg.	A	TO	B	S	Points	PPG
2009	34-34	1169	343-565	.607	12-29	.414	237-300	.790	167-167-334	9.8	72	133	21	72	935	27.5
2010	29-29	1019	306-498	.614	17-53	.321	192-247	.777	150-187-337	11.6	99	93	19	71	821	28.3
Career	63-63	2188	649-1063	.611	29-82	.354	429-547	.784	317-354-671	10.7	171	226	40	143	1756	27.9

11. KRISTLE HORTON | 1,523 POINTS | 6-2 | FORWARD | MURFREESBORO, TENN.

Year	GP-GS	MIN	FGM-FGA	FG %	3FGM-3FGA	3FG %	FTM-FTA	FT %	OR-DR-Total	Reb. Avg.	A	TO	B	S	Points	PPG
2004	32-31	1051	200-355	.563	1-12	.083	80-115	.696	81-101-182	5.7	38	87	13	35	481	15.0
2005	33-29	1006	158-306	.516	2-6	.333	56-104	.538	85-94-179	5.4	50	101	16	68	374	11.3
2006	30-21	881	143-274	.522	0-1	.000	70-103	.680	90-81-171	5.7	23	71	8	50	356	11.9
2007	34-31	847	130-230	.565	1-1	1.000	51-72	.708	112-102-214	6.3	60	66	14	54	312	9.2
Career	129-112	3785	631-1165	.542	4-20	1.000	257-394	.652	368-378-746	5.8	171	325	51	207	1523	11.8

12. AMBER HOLT | 1,497 POINTS | 6-0 | FORWARD | DULUTH, GA.

Year	GP-GS	MIN	FGM-FGA	FG %	3FGM-3FGA	3FG %	FTM-FTA	FT %	OR-DR-Total	Reb. Avg.	A	TO	B	S	Points	PPG
2007	34-34	1053	206-443	.465	15-51	.294	140-182	.769	93-121-214	6.3	63	64	13	92	567	16.7
2008	34-34	1244	352-680	.518	20-72	.278	206-261	.789	132-142-274	8.1	109	72	11	80	930	27.4
Career	68-68	2297	558-1123	.497	35-123	.285	346-443	.781	225-263-488	7.2	172	136	24	172	1497	22.0

13. SHARON MCCLANAHAN | 1,464 POINTS | 6-0 | CENTER | CENTERVILLE, TENN.

Year	GP-GS	MIN	FGM-FGA	FG %	3FGM-3FGA	3FG %	FTM-FTA	FT %	OR-DR-Total	Reb. Avg.	A	TO	B	S	Points	PPG
1976	19		134-270	.496			58-89	.652	194	10.2	11	35			326	17.2
1977	24		140-262	.534			35-69	.507	155	6.5	11	32			315	13.1
1978	28		112-270	.415			36-61	.590	163	5.8	13	37			260	9.3
1979	26		222-461	.481			119-191	.623	237	9.1	19	58			563	21.7
Career	97		608-1263	.481			248-410	.605	749	7.7	54	162			1464	15.1

13. STEPHANIE CAPLEY | 1,464 POINTS | 6-1 | FORWARD | MT. JULIET, TENN.

Year	GP-GS	MIN	FGM-FGA	FG %	3FGM-3FGA	3FG %	FTM-FTA	FT %	OR-DR-Total	Reb. Avg.	A	TO	B	S	Points	PPG
1988	30-30	819	145-309	.469	2-11	.182	44-73	.603	110-92-202	6.7	40	43	17	30	336	11.2
1989	27-23	772	121-246	.492	1-7	.143	59-80	.738	76-91-167	6.2	50	55	15	23	302	11.2
1990	28-26	854	162-351	.462	12-26	.462	87-111	.784	69-123-192	6.9	65	63	10	33	423	15.1
1991	28-28	874	150-330	.455	13-47	.277	90-107	.841	81-128-209	7.5	53	70	23	28	403	14.4
Career	113-107	3319	578-1236	.468	28-91	.308	280-371	.755	336-434-770	6.8	208	231	65	114	1464	13.0

15. TY PETTY | 1,453 POINTS | 5-7 | GUARD | MURFREESBORO, TENN.

Year	GP-GS	MIN	FGM-FGA	FG %	3FGM-3FGA	3FG %	FTM-FTA	FT %	OR-DR-Total	Reb. Avg.	A	TO	B	S	Points	PPG
2014	25-0	129	9-26	.346	8-20	.400	5-7	.714	2-11-13	0.5	10	19	0	4	31	1.2
2015	34-31	1081	149-358	.416	44-146	.301	51-81	.630	22-75-97	2.9	149	108	2	58	393	11.6
2016	33-33	1149	142-369	.385	37-140	.264	81-104	.779	24-80-104	3.2	195	119	4	62	402	12.2
2017	34-34	1301	203-477	.426	82-209	.392	139-161	.863	11-130-141	4.1	186	140	5	74	627	18.4
Career	126-98	3660	503-1230	.409	171-515	.332	276-353	.782	59-296-355	2.8	540	386	11	198	1453	11.5

16. SHERRY TUCKER | 1,452 POINTS | 5-11 | GUARD | MEMPHIS, TENN.

Year	GP-GS	MIN	FGM-FGA	FG %	3FGM-3FGA	3FG %	FTM-FTA	FT %	OR-DR-Total	Reb. Avg.	A	TO	B	S	Points	PPG
1992	28-23	759	91-227	.401	25-61	.410	49-87	.563	38-81-119	4.3	102	128	9	55	256	9.1
1993	19-8	456	77-184	.418	33-84	.393	20-32	.625	30-59-89	4.7	36	41	7	27	207	10.9
1994	27-27	846	152-360	.422	53-167	.317	49-72	.681	44-102-146	5.4	90	89	24	68	406	15.0
1995	28-28	917	221-503	.439	71-213	.333	70-100	.700	70-155-225	8.0	56	69	23	71	583	20.8
Career	102-86	2978	541-1274	.425	182-525	.347	188-291	.646	182-397-579	5.7	284	327	63	221	1452	14.2



1,000 POINT CLUB

17. KORTNI JONES | 1,390 POINTS | 5-9 | GUARD | OAK RIDGE, TENN.

Year	GP-GS	MIN	FGM-FGA	FG %	3FGM-3FGA	3FG %	FTM-FTA	FT %	OR-DR-Total	Reb. Avg.	A	TO	B	S	Points	PPG
2009	30-0	226	8-34	.235	3-18	.167	13-17	.765	13-27-40	1.3	24	19	2	15	32	1.1
2010	31-27	1072	87-221	.394	55-153	.359	33-42	.786	6-71-77	2.5	159	117	7	63	262	8.5
2011	33-33	1273	186-499	.373	115-329	.350	69-99	.697	18-75-93	2.8	153	124	10	58	556	16.8
2012	33-33	1264	183-502	.365	86-267	.322	88-112	.786	22-76-98	3.0	147	122	8	62	540	16.4
Career	127-93	3835	464-1256	.369	259-767	.338	203-270	.752	59-249-308	2.4	483	382	27	198	1390	10.9

18. HEATHER PRATER | 1,360 POINTS | 5-8 | GUARD | WAYNESBORO, TENN.

Year	GP-GS	MIN	FGM-FGA	FG %	3FGM-3FGA	3FG %	FTM-FTA	FT %	OR-DR-Total	Reb. Avg.	A	TO	B	S	Points	PPG
1993	28-28	845	69-167	.413	46-90	.511	42-58	.724	22-45-67	2.4	141	96	2	40	238	8.5
1994	28-27	855	101-230	.439	58-146	.397	54-79	.684	25-51-76	2.7	144	85	4	35	314	11.2
1995	28-28	926	127-264	.481	69-135	.511	91-105	.867	29-81-110	3.9	185	86	6	43	414	14.8
1996	30-30	912	126-265	.475	51-131	.389	91-104	.875	29-93-122	4.1	135	97	8	59	394	13.1
Career	114-113	3538	423-926	.457	224-502	.446	278-346	.803	105-270-375	3.3	605	364	20	177	1360	11.9

19. TIA STOVALL | 1,335 POINTS | 6-0 | FORWARD | ESTILL SPRINGS, TENN.

Year	GP-GS	MIN	FGM-FGA	FG %	3FGM-3FGA	3FG %	FTM-FTA	FT %	OR-DR-Total	Reb. Avg.	A	TO	B	S	Points	PPG
2003	20-11	514	98-173	.566	0-0	.000	55-86	.640	48-71-119	6.0	36	47	21	32	251	12.6
2004	32-26	931	113-248	.456	0-3	.000	115-163	.706	59-116-175	5.5	65	111	34	42	341	10.7
2005	33-33	994	173-333	.520	0-5	.000	89-154	.578	77-111-188	5.7	58	91	23	66	435	13.2
2006	31-30	922	129-248	.520	0-0	.000	50-76	.658	74-110-184	5.9	56	73	15	49	308	9.9
Career	116-100	3361	513-1002	.512	0-8	.000	309-479	.645	258-408-666	5.7	215	322	93	189	1335	11.5

20. ICELYN ELIE | 1,283 POINTS | 6-1 | FORWARD | LEBANON, TENN.

Year	GP-GS	MIN	FGM-FGA	FG %	3FGM-3FGA	3FG %	FTM-FTA	FT %	OR-DR-Total	Reb. Avg.	A	TO	B	S	Points	PPG
2009	19-0	87	14-36	.389	0-1	.000	7-11	.636	12-6-18	0.9	5	11	2	3	35	1.8
2010	31-23	721	140-281	.498	4-20	.200	53-72	.736	74-105-179	5.8	29	73	18	25	337	10.9
2011	33-32	1064	172-352	.489	14-44	.318	94-124	.758	117-146-263	8.0	43	100	18	57	452	13.7
2012	33-33	1183	182-389	.468	34-92	.370	61-80	.763	97-143-240	7.3	46	96	30	53	459	13.9
Career	116-88	3055	508-1058	.480	52-157	.331	215-287	.749	300-400-700	6.0	123	280	68	138	1283	11.1

21. KAY WILLBANKS | 1,236 POINTS | 6-4 | CENTER | RINGGOLD, GA.

Year	GP-GS	MIN	FGM-FGA	FG %	3FGM-3FGA	3FG %	FTM-FTA	FT %	OR-DR-Total	Reb. Avg.	A	TO	B	S	Points	PPG
1984	29-3	531	98-182	.538			73-109	.670	181	6.2	1	49	36	28	269	9.3
1985	30-30	855	203-380	.534			69-112	.616	235	7.8	17	72	78	24	475	15.8
1986	29-28	655	163-316	.516			65-99	.657	204	7.0	11	47	64	37	391	13.5
1987	9-9	237	36-79	.456	0-0	.000	29-42	.640	22-45-67	7.4	3	24	13	17	101	11.2
Career	97-70	2278	500-957	.522	0-0	.000	236-362	.652	22-45-687	7.1	32	192	191	106	1236	12.8

21. BRANDI BROWN | 1,236 POINTS | 6-3 | FORWARD | JAMESTOWN, TENN.

Year	GP-GS	MIN	FGM-FGA	FG %	3FGM-3FGA	3FG %	FTM-FTA	FT %	OR-DR-Total	Reb. Avg.	A	TO	B	S	Points	PPG
2007	34-2	542	84-207	.406	62-171	.363	7-10	.700	19-45-64	1.9	40	49	23	22	237	7.0
2008	26-15	660	67-168	.399	41-119	.345	10-12	.833	25-48-73	2.8	48	33	10	20	185	7.1
2009	34-30	1100	142-315	.451	79-193	.409	42-52	.808	34-104-138	4.1	98	58	35	44	405	11.9
2010	31-31	1031	153-335	.457	75-175	.429	28-33	.848	17-95-112	3.6	77	57	35	19	409	13.2
Career	125-78	3333	446-1025	.435	257-658	.391	87-107	.813	95-292-387	3.1	263	197	103	105	1236	9.9

23. JONELDA BUCK | 1,233 POINTS | 6-3 | CENTER | JAMESTOWN, TENN.

Year	GP-GS	MIN	FGM-FGA	FG %	3FGM-3FGA	3FG %	FTM-FTA	FT %	OR-DR-Total	Reb. Avg.	A	TO	B	S	Points	PPG
1996	30-30	805	192-315	.610	1-3	.333	60-80	.750	59-109-168	5.6	18	52	35	16	445	14.8
1997	30-30	834	176-325	.542	4-10	.400	38-55	.691	43-122-165	5.5	20	62	28	17	394	13.1
1998	30-22	647	82-209	.392	14-41	.341	38-45	.844	33-88-121	4.0	26	63	31	12	216	7.2
1999	28-27	462	73-144	.507	10-26	.385	12-15	.800	14-55-69	2.5	20	37	11	9	168	6.0
Career	118-109	2748	523-993	.527	29-80	.363	148-195	.759	149-374-523	4.4	84	214	105	54	1223	10.4

24. COURTNEY WHITSON | 1,221 POINTS | 6-0 | FORWARD | KINGSPORT, TENN.

Year	GP-GS	MIN	FGM-FGA	FG %	3FGM-3FGA	3FG %	FTM-FTA	FT %	OR-DR-Total	Reb. Avg.	A	TO	B	S	Points	PPG
2020	30-30	777	82-220	.373	32-106	.302	12-19	.632	59-106-165	5.5	17	45	9	28	208	6.9
2021	25-25	897	95-237	.401	56-155	.361	20-23	.870	71-121-192	7.7	23	34	10	24	266	10.6
2022	35-35	1342	152-390	.390	77-236	.326	52-65	.800	83-172-255	7.3	77	76	10	46	433	12.4
2023	31-31	1153	108-291	.371	62-192	.323	36-40	.900	60-183-243	7.8	58	50	8	35	314	10.1
Total	121-121	4169	437-1138	.384	227-689	.329	120-147	.816	273-582-855	7.1	175	205	37	133	1221	10.1

25. ANASTASIA HAYES | 1,205 POINTS | 5-7 | GUARD | MURFREESBORO, TENN.

Year	GP-GS	MIN	FGM-FGA	FG %	3FGM-3FGA	3FG %	FTM-FTA	FT %	OR-DR-Total	Reb. Avg.	A	TO	B	S	Points	PPG
2020	29-29	1076	194-478	.406	16-68	.235	138-221	.624	36-137-173	6.0	127	123	3	54	542	18.7
2021	25-25	961	234-505	.463	26-107	.243	169-265	.638	34-102-136	5.4	128	99	7	69	663	26.5
Career	54-54	2037	428-398	.435	42-175	.240	307-486	.632	70-239-309	5.7	255	222	10	123	1205	22.3

26. ANNE MARIE LANNING | 1,183 POINTS | 5-11 | GUARD | MURFREESBORO, TENN.

Year	GP-GS	MIN	FGM-FGA	FG %	3FGM-3FGA	3FG %	FTM-FTA	FT %	OR-DR-Total	Reb. Avg.	A	TO	B	S	Points	PPG
2007-08	34-26	831	87-206	.422	48-115	.417	39-57	.684	35-45-80	2.4	57	33	9	41	261	7.7
2008-09	34-16	978	82-194	.423	58-145	.400	30-38	.789	37-64-101	3.0	90	64	6	38	252	7.4
2009-10	30-21	885	83-177	.469	64-137	.467	23-25	.920	26-44-70	2.3	94	50	2	24	253	8.4
2010-11	31-31	1200	129-299	.431	73-181	.403	86-101	.851	26-79-105	3.4	135	78	2	36	417	13.5
Career	129-04	3894	381-876	.435	243-578	.420	178-221	.805	124-232-356	2.8	376	225	19	139	1183	9.2



1,000 POINT CLUB

27. HOLLY HOOVER | 1,181 POINTS | 6-4 | CENTER | RINGGOLD, GA.

Year	GP-GS	MIN	FGM-FGA	FG %	3FGM-3FGA	3FG %	FTM-FTA	FT %	OR-DR-Total	Reb. Avg.	A	TO	B	S	Points	PPG
1982	25-25	615	109-220	.495			85-129	.659	202	8.1	7	57	57	26	303	12.1
1983	31-31	955	203-392	.518			140-200	.700	315	10.2	17	70	74	24	546	17.6
1984	28-26	764	124-306	.405			84-135	.622	233	8.3	17	77	42	27	332	11.9
Career	84-82	2334	436-918	.475			309-464	.666	750	8.9	41	204	173	77	1181	14.1

28. JOANNE ALUKA | 1,090 POINTS | 5-11 | FORWARD | AUGUSTA, GA.

Year	GP-GS	MIN	FGM-FGA	FG %	3FGM-3FGA	3FG %	FTM-FTA	FT %	OR-DR-Total	Reb. Avg.	A	TO	B	S	Points	PPG
1998	30-11	648	114-254	.449	0-0	.000	58-112	.518	83-96-179	6.0	22	63	8	22	286	9.5
2000	29-26	694	132-241	.548	0-1	.000	55-96	.573	81-103-184	6.3	28	69	3	26	319	11.0
2001	30-29	765	135-248	.544	0-1	.000	80-138	.580	84-111-195	6.5	24	78	4	31	350	11.7
2002	23-9	379	48-118	.407	1-2	.500	38-57	.667	36-50-86	3.7	21	29	5	9	135	5.9
Career	112-75	2486	429-861	.498	1-4	.250	231-403	.573	284-360-644	5.8	95	239	20	88	1090	9.7

29. OLIVIA JONES | 1,085 POINTS | 5-10 | FORWARD | MURFREESBORO, TENN.

Year	GP-GS	MIN	FGM-FGA	FG %	3FGM-3FGA	3FG %	FTM-FTA	FT %	OR-DR-Total	Reb. Avg.	A	TO	B	S	Points	PPG
2014	34-33	1096	102-303	.337	34-167	.204	49-84	.583	95-155-250	7.4	62	65	3	76	287	8.4
2015	34-33	1276	250-607	.412	75-243	.309	98-170	.576	95-180-275	8.1	68	82	5	100	673	19.8
2016	13-13	396	45-157	.287	9-62	.145	26-41	.634	20-60-80	6.2	28	37	0	27	125	9.6
Career	81-79	2768	397-1067	.372	118-472	.250	173-295	.586	210-395-605	7.5	158	184	8	203	1085	7.7

30. CARLITA ELDER | 1,065 POINTS | 5-8 | GUARD | MURFREESBORO, TENN.

Year	GP-GS	MIN	FGM-FGA	FG %	3FGM-3FGA	3FG %	FTM-FTA	FT %	OR-DR-Total	Reb. Avg.	A	TO	B	S	Points	PPG
1996	29-11	606	89-184	.484	11-24	.458	64-92	.696	57-94-151	5.2	35	62	3	34	253	8.7
1997	27-21	655	97-241	.402	9-40	.225	52-88	.591	57-91-148	5.5	37	65	2	42	255	9.4
1998	30-9	642	94-231	.407	18-69	.261	85-121	.702	73-62-135	4.5	54	67	0	44	291	9.7
1999	27-24	608	86-198	.434	25-64	.391	69-96	.719	55-66-121	4.5	60	73	4	30	266	9.9
Career	113-65	2511	366-854	.429	63-197	.320	270-397	.680	242-313-555	4.9	186	267	9	150	1065	9.4

31. CHELSIA LYMON | 1,061 POINTS | 5-5 | GUARD | GEORGETOWN, KY.

Year	GP-GS	MIN	FGM-FGA	FG %	3FGM-3FGA	3FG %	FTM-FTA	FT %	OR-DR-Total	Reb. Avg.	A	TO	B	S	Points	PPG
2007	26-2	423	47-114	.412	33-76	.434	17-24	.708	10-16-26	1.0	34	30	0	38	144	5.5
2008	34-19	894	102-273	.374	55-156	.353	61-74	.824	33-62-95	2.8	69	66	3	72	320	9.4
2009	33-32	1085	105-273	.385	46-154	.299	56-70	.800	34-92-126	3.8	115	88	1	92	312	9.5
2010	31-31	977	95-246	.386	62-167	.371	33-50	.660	35-72-107	3.5	121	73	0	95	285	9.2
Career	124-84	3379	349-906	.385	196-553	.354	167-218	.766	112-242-354	2.9	339	257	4	297	1061	8.6

32. JESSICA BEATY | 1,056 POINTS | 6-0 | FORWARD | CROSSVILLE, TENN.

Year	GP-GS	MIN	FGM-FGA	FG %	3FGM-3FGA	3FG %	FTM-FTA	FT %	OR-DR-Total	Reb. Avg.	A	TO	B	S	Points	PPG
1994	16-5	276	24-79	.304	12-45	.267	31-34	.912	26-34-60	3.8	14	19	0	14	91	5.7
1995	28-28	796	114-283	.403	57-144	.396	93-121	.769	70-133-203	7.3	32	45	2	26	378	13.5
1996	17-17	460	68-160	.425	24-75	.320	55-78	.705	44-102-146	8.6	27	37	2	25	215	12.6
1997	30-30	982	108-309	.350	47-161	.292	109-140	.779	64-153-217	7.2	49	79	3	50	372	12.4
Career	91-80	2514	314-831	.378	140-425	.329	288-373	.772	204-422-626	6.9	122	180	7	115	1056	11.6

33. JACKIE PICKEL | 1,022 POINTS | 5-10 | GUARD | CLEVELAND, TENN.

Year	GP-GS	MIN	FGM-FGA	FG %	3FGM-3FGA	3FG %	FTM-FTA	FT %	OR-DR-Total	Reb. Avg.	A	TO	B	S	Points	PPG
2007	34-0	339	55-175	.314	49-160	.306	3-8	.375	11-12-23	0.7	11	19	0	11	162	4.8
2008	34-0	423	50-167	.299	38-138	.275	3-9	.333	18-16-34	1.0	16	25	0	26	141	4.1
2009	34-34	1190	105-274	.383	78-207	.377	18-26	.692	28-49-77	2.3	83	54	5	59	306	9.0
2010	30-30	1071	156-394	.396	83-256	.324	18-23	.783	32-88-120	4.0	84	64	3	92	413	13.8
Career	132-64	3023	366-1010	.362	248-761	.326	42-66	.636	89-165-254	1.9	194	162	8	188	1022	7.7



SCORING RECORDS

TEAM RECORDS

MOST POINTS SCORED

Game	119	vs. North Texas.....	1/30/10
Season	2692	34 games.....	2006-07

CAREER RECORDS

POINTS SCORED

	Pts.	Name.....	Seasons
1.	2453	Ebony Rowe.....	2010-14
2.	2148	Kim Webb.....	1983-87
3.	2009	Priscilla Robinson.....	1991-94
4.	1971	Jamie Thomatis.....	1998-2002
5.	1946	Tawanya Mucker.....	1985-89
6.	1915	Chrissy Givens.....	2003-07
7.	1891	Patrice Holmes.....	2001-05
8.	1872	Alex Johnson.....	2015-19
9.	1834	Jennifer McFall.....	1981-85
10.	1756	Alysha Clark.....	2008-10
11.	1523	Krystle Horton.....	2003-07
12.	1497	Amber Holt.....	2006-08
13.	1464	Sharon McClannahan.....	1975-79
	1464	Stephanie Capley.....	1987-91
15.	1453	Ty Petty.....	2013-17
16.	1452	Sherry Tucker.....	1991-95
17.	1390	Kortni Jones.....	2009-13
18.	1360	Heather Prater.....	1992-96
19.	1335	Tia Stovall.....	2002-06
20.	1283	Icelyn Elie.....	2009-13
21.	1236	Kay Willbanks.....	1983-86
	1236	Brandi Brown.....	2006-10
23.	1223	Jonelda Buck.....	1995-99
24.	1221	Courtney Whitson.....	2019-pres.
25.	1205	Anastasia Hayes.....	2020-21

SCORING AVG. (MIN. 2 SEASONS)

	Avg.	Name.....	Seasons
1.	27.9	Alysha Clark.....	2009-10
2.	22.3	Anastasia Hayes.....	2019-21
3.	22.0	Amber Holt.....	2006-08
4.	18.7	Ebony Rowe.....	2010-14
5.	18.5	Kim Webb.....	1983-87
6.	18.3	Priscilla Robinson.....	1990-94
7.	17.7	Robin Hendrix.....	1980-82
8.	17.6	Jamie Thomatis.....	1998-02
9.	17.2	Tawanya Mucker.....	1985-89
10.	16.6	Alice Lawrence.....	1984-87

SINGLE SEASON RECORDS

POINTS SCORED

	Pts.	Name.....	Season
1.	935	Alysha Clark.....	2008-09
2.	930	Amber Holt.....	2007-08
3.	821	Alysha Clark.....	2009-10
4.	768	Chrissy Givens.....	2006-07
5.	734	Ebony Rowe.....	2013-14
6.	687	Alex Johnson.....	2016-17
7.	673	Olivia Jones.....	2014-15
8.	671	Tawanya Mucker.....	1987-88
9.	667	Chrissy Givens.....	2005-06
10.	663	Anastasia Hayes.....	2020-21
11.	650	Ebony Rowe.....	2012-13
12.	639	Jamie Thomatis.....	2000-01
13.	627	Ty Petty.....	2016-17
14.	620	Tawanya Mucker.....	1988-89
15.	610	Kim Webb.....	1986-87
16.	584	Brea Edwards.....	2015-16
17.	583	Sherry Tucker.....	1994-95
18.	579	Priscilla Robinson.....	1991-92
19.	571	Robin Hendrix.....	1980-81
20.	567	Amber Holt.....	2006-07
21.	563	Sharon McClannahan.....	1978-79
22.	556	Kortni Jones.....	2011-12
23.	550	Kim Webb.....	1985-86
24.	546	Holly Hoover.....	1982-83
25.	543	Kim Webb.....	1984-85

SCORING AVG. (MIN. 15 GMS)

	Avg.	Name.....	Season
1.	28.3	Alysha Clark.....	2009-10
2.	27.5	Alysha Clark.....	2008-09
3.	27.4	Amber Holt.....	2007-08
4.	26.5	Anastasia Hayes.....	2020-21
5.	23.1	Tawanya Mucker.....	1987-88
6.	23.0	Tawanya Mucker.....	1988-89
7.	22.6	Kim Webb.....	1986-87
	22.6	Chrissy Givens.....	2006-07
9.	21.7	Sharon McClannahan.....	1978-79
10.	21.6	Ebony Rowe.....	2013-14

SINGLE GAME RECORDS

SCORING

	Pts.	Name.....	Game
1.	50	Alysha Clark.....	at Troy (2/11/09)
2.	48	Alysha Clark.....	vs. UALR (3/9/10)
3.	47	Alysha Clark.....	vs. USA (2/21/10)
4.	45	Alysha Clark.....	vs. WKU (3/1/09)
5.	44	Amber Holt.....	at ULM(1/24/08)
	44	Alysha Clark.....	vs. WKU (3/8/10)
7.	42	Kim Webb.....	at EKU (2/21/87)
	42	Anastasia Hayes.....	at UAB (1/28/21)
8.	41	Tawanya Mucker.....	vs. AP (1/25/88)
	41	Tawanya Mucker.....	vs. MC (12/2/88)
	41	Amber Holt.....	vs. LSU (12/28/07)

ANNUAL LEADERS

SCORING AVG.

Year	Name.....	Avg.
1975-76	Sharon McClannahan.....	17.2
1976-77	Liz Hannah.....	15.9
1977-78	Liz Hannah.....	17.0
1978-79	Sharon McClannahan.....	21.7
1979-80	Ester Coleman.....	15.2
1980-81	Robin Hendrix.....	19.7
1981-82	Jennifer McFall.....	16.9
1982-83	Holly Hoover.....	17.6
1983-84	Kim Webb.....	15.3
1984-85	Kim Webb.....	18.1
1985-86	Kim Webb.....	18.3
1986-87	Kim Webb.....	22.6
1987-88	Tawanya Mucker.....	23.1
1988-89	Tawanya Mucker.....	23.0
1989-90	Stephanie Capley.....	15.1
1990-91	Priscilla Robinson.....	17.4
1991-92	Priscilla Robinson.....	20.7
1992-93	Priscilla Robinson.....	18.7
1993-94	Priscilla Robinson.....	16.3
1994-95	Sherry Tucker.....	20.8
1995-96	Jonelda Buck.....	14.8
1996-97	Jonelda Buck.....	13.1
1997-98	Bama Burrell.....	11.8
1998-99	Jamie Thomatis.....	13.9
1999-00	Jamie Thomatis.....	16.6
2000-01	Jamie Thomatis.....	21.3
2001-02	Jamie Thomatis.....	18.2
2002-03	Patrice Holmes.....	17.1
2003-04	Patrice Holmes.....	15.7
2004-05	Patrice Holmes.....	15.5
2005-06	Chrissy Givens.....	21.5
2006-07	Chrissy Givens.....	22.6
2007-08	Amber Holt.....	27.4
2008-09	Alysha Clark.....	27.5
2009-10	Alysha Clark.....	28.3
2010-11	Ebony Rowe.....	17.1
2011-12	Kortni Jones.....	16.8
2012-13	Ebony Rowe.....	19.7
2013-14	Ebony Rowe.....	21.6
2014-15	Olivia Jones.....	19.8
2015-16	Brea Edwards.....	17.7
2016-17	Alex Johnson.....	20.2
2017-18	Alex Johnson.....	13.5
2018-19	A'Queen Hayes.....	15.6
2019-20	Anastasia Hayes.....	18.7
2020-21	Anastasia Hayes.....	26.5
2021-22	Kseniya Malashka.....	13.6
2022-23	Kseniya Malashka/Savannah Wheeler.....	15.1

Note: Must have played in at least 50% of season's games



FIELD GOAL RECORDS

TEAM RECORDS

MOST FIELD GOALS MADE

Game	54	vs. Maryville	12/6/76
Season	1040	30 games	1984-85

MOST FIELD GOALS ATTEMPTED

Game	98	vs. Maryville	12/6/76
Season	2204	34 games	2006-07

HIGHEST FIELD GOAL PERCENTAGE

Game	.667	vs. WKU	2/14/19
Season	.504	30 games	1984-85

CAREER RECORDS

FIELD GOALS MADE

FGM	Name	Seasons
1. 944	Ebony Rowe	2010-14
2. 881	Kim Webb	1983-87
3. 780	Tawanya Mucker	1985-89
4. 768	Jennifer McFall	1981-85
5. 740	Chrissy Givens	2003-07
6. 733	Priscilla Robinson	1990-94
7. 725	Patrice Holmes	2001-05
8. 722	Jamie Thomatis	1998-02
9. 671	Alex Johnson	2015-19
10. 649	Alysha Clark	2008-10

FIELD GOALS ATTEMPTED

FGA	Name	Seasons
1. 1724	Ebony Rowe	2010-14
2. 1622	Kim Webb	1983-87
3. 1601	Jennifer McFall	1981-85
4. 1576	Patrice Holmes	2001-05
5. 1524	Chrissy Givens	2003-07
6. 1477	Tawanya Mucker	1986-89
7. 1337	Priscilla Robinson	1990-94
8. 1310	Jamie Thomatis	1998-02
9. 1274	Sherry Tucker	1991-95
10. 1271	Alex Johnson	2015-19

FIELD GOAL PERCENTAGE

FG%	Name	Seasons
1. .626 (149-238)	Jamie Thomatis	1998-99
.611 (649-1063)	Alysha Clark	2009-10
2. .551 (722-1310)	Jamie Thomatis	1999-2002
3. .548 (733-1337)	Priscilla Robinson	1991-94
.548 (944-1724)	Ebony Rowe	2011-14
5. .543 (881-1622)	Kim Webb	1984-87
6. .542 (631-1165)	Krystle Horton	2004-07
7. .528 (780-1477)	Tawanya Mucker	1986-89
8. .527 (523-993)	Jonelda Buck	1996-99
9. .528 (671-1271)	Alex Johnson	2015-19
10. .522 (500-957)	Kay Willbanks	1984-86

* minimum 400 made

SINGLE SEASON RECORDS

FIELD GOALS MADE

FGM	Name	Season
1. 352	Amber Holt	2007-08
2. 343	Alysha Clark	2008-09
3. 306	Alysha Clark	2009-10
4. 301	Chrissy Givens	2006-07
5. 266	Ebony Rowe	2013-14
6. 265	Tawanya Mucker	1987-88
7. 251	Alex Johnson	2016-17
8. 250	Olivia Jones	2014-15

9. 248	Ebony Rowe	2012-13
10. 246	Chrissy Givens	2005-06

FIELD GOALS ATTEMPTED

FGA	Name	Season
1. 680	Amber Holt	2007-08
2. 607	Olivia Jones	2014-15
3. 589	Chrissy Givens	2006-07
4. 565	Alysha Clark	2008-09
5. 554	Chrissy Givens	2005-06
6. 505	Liz Hannah	1977-78
505	Anastasia Hayes	2020-21
8. 503	Sherry Tucker	1994-95
9. 502	Kortni Jones	2012-13
10. 500	Ebony Rowe	2013-14

FIELD GOAL PERCENTAGE

FG%	Name	Season
1. .626 (149-238)	Jamie Thomatis	1998-99
2. .614 (306-498)	Alysha Clark	2009-10
3. .610 (192-315)	Jonelda Buck	1995-96
4. .607 (343-565)	Alysha Clark	2008-09
5. .588 (157-267)	Cheyenne Parker	2014-15
6. .584 (208-356)	Ebony Rowe	2010-11
7. .579 (242-418)	Tawanya Mucker	1988-89
8. .573 (102-178)	Anastasiia Boldyreva	2022-23
9. .571 (234-410)	Kim Webb	1984-85
10. .569 (228-401)	Kim Webb	1985-86

* - minimum 5.0 made/game

SINGLE GAME RECORDS

FIELD GOALS MADE

FGM	Name	Game
1. 22	Alysha Clark	vs. USA (2/21/10)
2. 20	Tawanya Mucker	vs. MC (12/2/88)
20	Alysha Clark	at Troy (2/11/09)
4. 18	Kim Webb	at EKU (2/21/87)
18	Tawanya Mucker	vs. AP (1/25/88)
18	Alysha Clark	at AP (11/21/09)
7. 17	Alysha Clark	vs. WKU (3/1/09)
17	Sharon McClanahan	vs. VU (12/11/78)
17	Tawanya Mucker	at GSU (11/27/87)

FIELD GOALS ATTEMPTED

FGA	Name	Game
1. 33	Amber Holt	at WKU (1/3/08)
33	Liz Hannah	vs. WKU (2/26/77)
3. 32	Alysha Clark	vs. USA (2/21/10)
4. 31	Olivia Jones	vs. UTEP (1/31/15)
5. 30	Liz Hannah	at TTU (1/10/77)
30	KeKe Stewart	vs. UNT (1/8/14)
7. 29	Kim Webb	at EKU (2/21/87)
29	Tawanya Mucker	vs. AP (1/25/88)
29	Chrissy Givens	vs. ULL (3/4/06)
29	Chrissy Givens	at Troy (2/22/07)

FIELD GOAL PERCENTAGE

FG%	Name	Game
1. 13-13	Ebony Rowe	vs. ASU (1/18/12)
2. 12-12	Kristi Brown	vs. TTU (2/15/92)
3. 10-10	Jonelda Buck	vs. UTC (1/2/96)
4. 14-15	Stephanie Capley	vs. TSU(2/20/88)
14-15	Jonelda Buck	vs. GSU(12/15/95)
6. 13-14	Jamie Thomatis	vs. TSU(2/23/99)
7. 11-12	Cassandra Howard	vs. VU (12/6/80)
11-12	Alysha Clark	at FIU (2/24/10)

8. 10-11	Robin Hendrx	at AP (1/15/81)
10-11	Priscilla Robinson	at UTM (1/3/94)
10-11	Chrissy Givens	at UAB (12/19/05)

* minimum 10 attempts

ANNUAL LEADERS

FIELD GOAL PERCENTAGE

Year	Name	FGM-FGA	FG Pct.
1976	Sharon McClannahan	134-270	.496
1977	Sharon McClannahan	140-262	.534
1978	Patrice Amos	166-318	.522
1979	Ileana Portik	154-312	.494
1980	Ileana Portik	191-360	.531
1981	Cassandra Howard	176-356	.494
1982	Jennifer McFall	181-383	.473
1983	Holly Hoover	203-392	.518
1984	Kim Webb	174-338	.515
1985	Kim Webb	234-410	.571
1986	Kim Webb	228-401	.569
1987	Alice Lawrence	156-295	.529
1988	Lianne Beck	153-284	.539
1989	Tawanya Mucker	242-418	.579
1990	Stephanie Capley	162-351	.462
1991	Priscilla Robinson	178-317	.562
1992	Priscilla Robinson	210-383	.548
1993	Priscilla Robinson	177-329	.538
1994	Priscilla Robinson	168-308	.545
1995	Sherry Tucker	221-503	.439
1996	Jonelda Buck	192-315	.610
1997^	Jonelda Buck	176-325	.542
1998^	Bama Burrell	143-286	.500
1999	Jamie Thomatis	149-238	.626
2000	Jamie Thomatis	162-299	.542
2001	Jamie Thomatis	222-417	.532
2002	Jamie Thomatis	189-356	.531
2003	Patrice Holmes	194-413	.470
2004	Krystle Horton	200-355	.563
2005	Tia Stovall	173-333	.520
2006	Chrissy Givens	246-554	.444
2007	Chrissy Givens	301-589	.511
2008	Amber Holt	352-680	.518
2009	Alysha Clark	343-565	.607
2010	Alysha Clark	306-498	.614
2011	Ebony Rowe	208-356	.584
2012	Ebony Rowe	222-407	.545
2013	Ebony Rowe	246-461	.538
2014	Ebony Rowe	266-500	.532
2015	Cheyenne Parker	157-267	.588
2016	Alex Johnson	152-291	.522
2017	Alex Johnson	251-467	.532
2018	Alex Johnson^	87-187	.465
2019	Alex Johnson	181-326	.555
2020	Anastasia Hayes	194-478	.406
2021	Anastasia Hayes	234-505	.463
2022	Anastasiia Boldyreva	123-237	.519
2023	Anastasiia Boldyreva	102-178	.573

* - minimum of 5.0 made/game

^ - season in which no player reached minimum



3-POINT FIELD GOAL RECORDS

TEAM RECORDS

MOST 3-POINT FIELD GOALS MADE

Game	20	vs. North Texas.....	1/30/10
Season	337	35 games.....	2021-22

MOST 3-POINT FIELD GOALS ATTEMPTED

Game	54	at UTSA.....	2/4/23
Season	1014	35 games.....	2021-22

HIGHEST 3-POINT FIELD GOAL PERCENTAGE

Season	.471	27 games.....	1986-87
--------	------	---------------	---------

CAREER RECORDS

3-POINT FIELD GOALS MADE

3FG	Name.....	Seasons
1.	259 Kortni Jones.....	2009-13
2.	257 Brandi Brown.....	2006-10
3.	248 Jackie Pickel.....	2006-10
4.	243 Anne Marie Lanning.....	2007-11
5.	227 Courtney Whitson.....	2019-pres.
6.	224 Heather Prater.....	1992-96
7.	206 Kristi Brown.....	1989-93
8.	196 Chelsia Lymon.....	2006-10
9.	183 Abbey Sissom.....	2014-18
10.	182 Sherry Tucker.....	1991-95

3-POINT FIELD GOALS ATTEMPTED

3FGA	Name.....	Seasons
1.	767 Kortni Jones.....	2009-13
2.	761 Jackie Pickel.....	2006-10
3.	688 Courtney Whitson.....	2019-pres.
4.	658 Brandi Brown.....	2006-10
5.	579 Kristi Brown.....	1989-93
6.	578 Anne Marie Lanning.....	2007-11
7.	576 Patrice Holmes.....	2001-05
8.	553 Chelsia Lymon.....	2006-10
9.	525 Sherry Tucker.....	1991-95
10.	515 Ty Petty.....	2013-17
	515 Abbey Sissom.....	2014-18

3-POINT FIELD GOAL PERCENTAGE

3FG%	Name.....	Seasons
1.	.446 (224-502) Heather Prater.....	1993-96
2.	.420 (243-578) Anne Marie Lanning.....	2008-11
3.	.407 (166-408) Sandy Brown.....	1988-89
4.	.391 (257-658) Brandi Brown.....	2007-10
5.	.385 (156-405) Brea Edwards.....	2014-16
6.	.356 (206-579) Kristi Brown.....	1990-93
7.	.355 (183-515) Abbey Sissom.....	2014-18
8.	.354 (196-553) Chelsia Lymon.....	2007-10
9.	.351 (156-445) Jalynn Gregory.....	2021-pres.
10.	.347 (182-525) Sherry Tucker.....	1992-95

* minimum 140 made

SINGLE SEASON RECORDS

3-POINT FIELD GOALS MADE

3FG	Name.....	Season
1.	115 Kortni Jones.....	2011-12
2.	98 Brea Edwards.....	2015-16
3.	90 Dor Saar.....	2021-22
4.	89 Jalynn Gregory.....	2022-23
5.	86 Kortni Jones.....	2012-13
6.	85 Ty Petty.....	2016-17
7.	84 Sandy Brown.....	1987-88
8.	83 Jackie Pickel.....	2009-10
9.	82 Sandy Brown.....	1988-89
10.	79 Brandi Brown.....	2008-09

3-POINT FIELD GOALS ATTEMPTED

3FGA	Name.....	Season
1.	329 Kortni Jones.....	2011-12
2.	269 Dor Saar.....	2021-22
3.	267 Kortni Jones.....	2012-13
4.	256 Jackie Pickel.....	2009-10
5.	253 Jalynn Gregory.....	2022-23
6.	243 Olivia Jones.....	2014-15
7.	239 Brea Edwards.....	2015-16
8.	236 Courtney Whitson.....	2021-22
9.	226 Sandy Brown.....	1988-89
10.	213 Sherry Tucker.....	1994-95

3-POINT FIELD GOAL PERCENTAGE

3FG%	Name.....	Season
1.	.520 (53-102) Janet Ross.....	1986-87
2.	.511 (69-135) Heather Prater.....	1994-95
3.	.467 (64-137) Anne Marie Lanning.....	2009-10
4.	.462 (84-182) Sandy Brown.....	1987-88
5.	.429 (75-175) Brandi Brown.....	2009-10
6.	.410 (98-239) Brea Edwards.....	2015-16
7.	.409 (79-193) Brandi Brown.....	2008-09
8.	.407 (66-162) Johnna Abney.....	2005-06
9.	.403 (71-176) Kristi Brown.....	1989-90
	.403 (58-144) Johnna Abney.....	2006-07
	.403 (73-181) Anne Marie Lanning.....	2010-11

* - minimum 1.5 made/game

SINGLE GAME RECORDS

3-POINT FIELD GOALS MADE

3FG	Name.....	Game
1.	11 Keke Stewart.....	vs. UNT (1/8/14)
2.	9 Kristi Brown.....	vs. Morehead St. (2/12/90)
3.	8 Janet Ross.....	vs. TTU (2/2/87)
	8 Kristi Brown.....	vs. TTU (2/15/92)
	8 Heather Prater.....	at UTC (2/6/95)
	8 Anne Marie Lanning.....	at ULL (12/9/09)
	8 Kortni Jones.....	vs. ULM (2/23/13)
	8 Kortni Jones.....	at Troy (2/28/13)
	8 Abbey Sissom.....	vs. UAB (2/26/17)
	8 Anna Jones.....	at UTEP (1/13/18)

3-POINT FIELD GOALS ATTEMPTED

3FGA	Name.....	Game
1.	26 KeKe Stewart.....	vs. UNT (1/8/14)
2.	21 Kortni Jones.....	at UNT (1/24/13)
3.	19 Dor Saar.....	at Troy (12/11/21)
	19 Jalynn Gregory.....	at Memphis (12/10/22)
5.	18 Kortni Jones.....	at Troy (2/28/13)
6.	17 Sandy Brown.....	at Kentucky (2/25/88)
	17 Kristi Brown.....	vs. ULM (2/23/13)
8.	15 Kristi Brown.....	vs. Morehead St. (2/12/90)
	15 Kristi Brown.....	vs. UTC (12/17/90)
	15 Sherry Tucker.....	at ECU (2/26/95)
	15 Jackie Pickel.....	at Xavier (12/3/09)
	15 Kortni Jones.....	at ETSU (11/26/11)

FIELD GOAL PERCENTAGE (MIN. 6 ATT.)

3FG%	Name.....	Game
1.	8-8 Kristi Brown.....	vs. TTU (2/15/92)
2.	6-6 Taylor Sutton.....	at Furman (11/11/18)
3.	8-9 Heather Prater.....	at UTC (2/6/95)
	8-9 Abbey Sissom.....	vs. UAB (2/26/17)
5.	7-8 Sandy Brown.....	vs. Clemson (12/3/88)
6.	6-7 Sherry Tucker.....	vs. AP (2/20/95)
7.	5-6 Janet Ross.....	vs. Morehead St. (2/16/87)
	5-6 Kelly Chastain.....	at SEMO (2/8/00)

5-6	Heather Prater.....	vs. ECU(1/21/95)
5-6	Heather Prater.....	at GSU (12/16/95)

ANNUAL LEADERS

3-POINT FIELD GOALS MADE

Year	Name.....	FGM
1986-87	Janet Ross.....	53
1987-88	Sandy Brown.....	84
1988-89	Sandy Brown.....	82
1989-90	Kristi Brown.....	71
1990-91	Kristi Brown.....	60
1991-92	Kristi Brown.....	53
1992-93	Heather Prater.....	46
1993-94	Heather Prater.....	58
1994-95	Sherry Tucker.....	71
1995-96	Heather Prater.....	51
1996-97	Jessica Beaty.....	47
1997-98	Kelly Chastain.....	40
1998-99	Erica Lufkin.....	31
1999-00	Erica Lufkin.....	48
2000-01	Paula Penttila.....	42
2001-02	Jamie Thomatis.....	30
2002-03	Patrice Holmes.....	35
2003-04	Patrice Holmes.....	57
2004-05	Patrice Holmes.....	62
2005-06	Johnna Abney.....	66
2006-07	Brandi Brown.....	62
2007-08	Chelsia Lymon.....	55
2008-09	Brandi Brown.....	79
2009-10	Jackie Pickel.....	83
2010-11	Anne Marie Lanning.....	73
2011-12	Kortni Jones.....	115
2012-13	Kortni Jones.....	86
2013-14	KeKe Stewart.....	52
2014-15	Olivia Jones.....	75
2015-16	Brea Edwards.....	98
2016-17	Ty Petty.....	82
2017-18	Jess Louro.....	67
2018-19	Taylor Sutton.....	65
2019-20	Taylor Sutton.....	75
2020-21	Courtney Whitson.....	56
2021-22	Dor Saar.....	90
2022-23	Jalynn Gregory.....	85

3-POINT FIELD GOALS PERCENTAGE

Year	Name	FGM-FGA.....	FG Pct.
1986-87	Janet Ross	53-102.....	520
1987-88	Sandy Brown	84-182.....	462
1988-89	Christy Scruggs	46-125.....	368
1989-90	Kristi Brown	71-176.....	403
1990-91	Kristi Brown	60-167.....	359
1991-92	Kristi Brown	53-144.....	368
1992-93	Heather Prater	46-90.....	511
1993-94	Heather Prater	58-146.....	397
1994-95	Heather Prater	69-135.....	511
1995-96	Heather Prater	51-131.....	389
1996-97	Jessica Beaty	47-161.....	292
1997-98*	Kelly Chastain	40-109.....	367
1998-99^	Erica Lufkin	31-82.....	378
1999-00	Erica Lufkin	48-136.....	353
2000-01^	Paula Penttila	42-113.....	372
2001-02^	Jamie Thomatis	30-87.....	345
2002-03^	Patrice Holmes	35-136.....	257
2003-04	Patrice Holmes	57-172.....	331
2004-05	Patrice Holmes	62-183.....	339
2005-06	Johnna Abney	66-162.....	407
2006-07	Johnna Abney	58-144.....	403
2007-08	Chelsia Lymon	55-156.....	353
2008-09	Brandi Brown	79-193.....	409
2009-10	Anne Marie Lanning	64-137.....	467
2010-11	Anne Marie Lanning	73-181.....	403
2011-12	Kortni Jones	115-329.....	350
2012-13	Kortni Jones	86-267.....	322
2013-14	KeKe Stewart	52-150.....	347
2014-15	Olivia Jones	75-243.....	309
2015-16	Brea Edwards	98-239.....	410
2016-17	Abbey Sissom	72-179.....	402
2017-18	Abbey Sissom	53-156.....	339
2018-19	Taylor Sutton	65-170.....	382
2019-20	Taylor Sutton	75-227.....	330
2020-21	Courtney Whitson	56-155.....	361
2021-22	Jalynn Gregory	71-192.....	370
2022-23	Jalynn Gregory	85-253.....	336

* - minimum of 1.5 made/game

^ - season in which no player reached minimum



FREE THROW RECORDS

TEAM RECORDS

MOST FREE THROWS MADE

Game	37	vs. UT-Martin	1/5/95
Season	519	33 games	2022-23

MOST FREE THROWS ATTEMPTED

Game	54	at Tennessee State	1/16/82
Season	826	34 games	2013-14

HIGHEST FREE THROW PERCENTAGE

Game	1.000	at Georgia	12/6/92
	1.000	vs. SEMO	2/14/94
Season	.785	33 games	2022-23

CAREER RECORDS

FREE THROWS MADE

FTM	Name	Seasons
1. 558	Ebony Rowe	2010-14
2. 518	Priscilla Robinson	1990-94
3. 472	Alex Johnson	2015-19
4. 450	Jamie Thomatis	1998-02
5. 429	Alysha Clark	2008-10
6. 386	Tawanya Mucker	1985-89
7. 383	Kim Webb	1983-87
8. 362	Chrissy Givens	2003-07
9. 346	Amber Holt	2006-08
10. 309	Holly Hoover	1981-84

FREE THROWS ATTEMPTED

FTA	Name	Seasons
1. 920	Ebony Rowe	2010-14
2. 678	Priscilla Robinson	1990-94
3. 620	Alex Johnson	2015-19
4. 587	Tawanya Mucker	1985-89
5. 556	Jamie Thomatis	1998-02
6. 547	Alysha Clark	2008-10
7. 520	Kim Webb	1983-87
8. 488	Chrissy Givens	2003-07
9. 486	Anastasia Hayes	2020-21
10. 479	Tia Stovall	2002-06

FREE THROW PERCENTAGE

FT%	Name	Seasons
1. .809 (450-556)	Jamie Thomatis	1999-02
2. .803 (278-346)	Heather Prater	1993-96
3. .790 (264-334)	Patrice Holmes	2002-05
4. .784 (429-547)	Alysha Clark	2009-10
5. .782 (276-353)	Ty Petty	2013-17
6. .781 (346-443)	Amber Holt	2007-08
7. .772 (288-373)	Jessica Beaty	1994-97
8. .764 (518-678)	Priscilla Robinson	1991-94
9. .761 (472-620)	Alex Johnson	2015-19
10. .755 (280-371)	Stephanie Capley	1988-91

* minimum 250 made

SINGLE SEASON RECORDS

FREE THROWS MADE

FTM	Name	Season
1. 237	Alysha Clark	2008-09
2. 206	Amber Holt	2007-08
3. 195	Ebony Rowe	2013-14
4. 192	Alysha Clark	2009-10
5. 181	Alex Johnson	2016-17
6. 169	Anastasia Hayes	2020-21
7. 161	Jamie Thomatis	2000-01
8. 157	Robin Hendrix	1980-81
9. 156	Brea Edwards	2015-16

10. 154 Ebony Rowe..... 2012-13

FREE THROWS ATTEMPTED

FTA	Name	Season	
1. 300	Alysha Clark	2008-09	
2. 291	Ebony Rowe	2013-14	
3. 265	Anastasia Hayes	2020-21	
4. 261	Amber Holt	2007-08	
5. 247	Alysha Clark	2009-10	
6. 224	Ebony Rowe	2012-13	
	224	Alex Johnson	2016-17
8. 221	Anastasia Hayes	2019-20	
9. 220	Robin Hendrix	1980-81	
10. 207	Priscilla Robinson	1991-92	

FREE THROW PERCENTAGE

FT%	Name	Season	
1. .877 (142-162)	Savannah Wheeler	2022-23	
2. .875 (91-104)	Heather Prater	1995-96	
3. .867 (91-105)	Heather Prater	1994-95	
	.867 (156-180)	Brea Edwards	2015-16
5. .865 (141-163)	Ty Petty	2016-17	
6. .864 (89-103)	Jalynn Gregory	2022-23	
7. .851 (86-101)	Anne Marie Lanning	2010-11	
8. .844 (119-141)	Jamie Thomatis	2001-02	
9. .841 (90-107)	Stephanie Capley	1990-91	
10. .821 (161-196)	Jamie Thomatis	2000-01	

* - minimum 2.5 made/game

SINGLE GAME RECORDS

FREE THROWS MADE

FTM	Name	Game	
1. 16	Amber Holt	at FAU (2/23/08)	
	16	Alysha Clark	vs. USA (3/9/09)
	16	Alysha Clark	vs. UALR (3/9/10)
4. 15	Robin Hendrix	at TSU (1/16/82)	
	15	Jamie Thomatis	vs. UNT (1/19/02)
	15	Amber Holt	vs. UALR (3/10/0)
	15	Anastasia Hayes	vs. WKU (2/29/20)
8. 14	Tawanya Mucker	vs. WKU (2/7/89)	
	14	Alysha Clark	at OU (11/19/08)
	14	Ebony Rowe	at FAU (2/15/14)

FREE THROWS ATTEMPTED

FTA	Name	Game	
1. 22	Robin Hendrix	at TSU (1/16/82)	
	22	Amber Holt	at FAU (2/23/08)
3. 19	Carlita Elder	at UNLV (12/6/97)	
	19	Anastasia Hayes	vs. WKU (2/29/20)
5. 18	Sharon McClannahan	at UTC (12/2/78)	
	18	Jamie Thomatis	vs. UNT (1/19/02)
	18	Amber Holt	vs. UALR (3/10/08)
	18	Alysha Clark	vs. USA (3/9/09)
	18	Alysha Clark	vs. WKU (12/20/09)
	18	Alysha Clark	vs. UALR (3/9/10)
	18	Ebony Rowe	at FAU (2/15/14)
	18	Anastasia Hayes	vs. Lipscomb (12/20/20)

FREE THROW PERCENTAGE

FT%	Name	Game	
1. 14-14	Tawanya Mucker	vs. WKU (2/7/89)	
2. 13-13	Kim Webb	vs. Vanderbilt (1/17/84)	
3. 12-12	Sherry Smith	vs. JSU (12/28/80)	
	12-12	Chrissy Givens	vs. WKU (3/7/06)
	12-12	Ty Petty	vs. Wake Forest (3/19/17)
6. 10-10	Trena Smiley	vs. TSU (12/08/80)	
	10-10	Stephanie Capley	vs. UTC (1/09/91)
	10-10	Priscilla Robinson	vs. TTU (3/5/91)
	10-10	Heather Prater	vs. ECU (2/17/96)
	10-10	Amber Holt	vs. WCU (3/19/08)
	10-10	Ebony Rowe	at Tulane (3/5/14)
	10-10	Ty Petty	at UAB (1/1/17)

10-10 Savannah Wheeler...vs. MSU (11/26/22)

10-10 Savannah Wheeler.....vs. TTU (12/1/22)

10-10 Savannah Wheeler.....at Rice (1/11/23)

ANNUAL LEADERS

FREE THROW PERCENTAGE

Year	Name	FGM-FGA	FG Pct.
1976	Sharon McClannahan	58-89	.652
1977^	Karen Carter	45-60	.750
1978	Patrice Amos	82-149	.550
1979	Sharon McClannahan	119-191	.623
1980	Ester Coleman	91-123	.740
1981	Ester Coleman	71-95	.747
1982	Holly Hoover	85-129	.659
1983	Eva Lemeh	81-104	.779
1984	Kim Webb	97-127	.764
1985	Kim Webb	75-103	.728
1986	Kim Webb	94-123	.764
1987	Kim Webb	117-167	.701
1988	Tawanya Mucker	141-201	.701
1989	Tawanya Mucker	136-205	.663
1990	Stephanie Capley	87-111	.784
1991	Stephanie Capley	90-107	.841
1992	Priscilla Robinson	153-207	.739
1993	Priscilla Robinson	123-155	.794
1994	Priscilla Robinson	110-142	.775
1995	Heather Prater	91-105	.867
1996	Heather Prater	91-104	.875
1997	Jessica Beaty	109-140	.779
1998	Carlita Elder	85-121	.702
1999	Jamie Thomatis	92-117	.786
2000	Jamie Thomatis	78-102	.765
2001	Jamie Thomatis	161-196	.821
2002	Jamie Thomatis	119-141	.844
2003	Patrice Holmes	89-113	.788
2004	Tia Stovall	115-163	.706
2005	Tia Stovall	89-154	.578
2006	Chrissy Givens	129-182	.709
2007^	Amber Holt	140-182	.769
2008	Amber Holt	206-261	.789
2009	Alysha Clark	237-300	.790
2010	Alysha Clark	192-247	.777
2011	Anne Marie Lanning	86-101	.851
2012	Icelyn Elie	94-124	.758
2013	Kortni Jones	88-112	.786
2014	Ebony Rowe	195-291	.670
2015	Cheyenne Parker	94-139	.676
2016	Brea Edwards	156-180	.867
2017	Ty Petty	139-161	.863
2018	Abbey Sissom	76-97	.784
2019	Alex Johnson	116-153	.758
2020	Anastasia Hayes	138-221	.624
2021	Aislynn Hayes	71-105	.676
2022	Dor Saar	48-57	.842
2023	Savannah Wheeler	142-162	.877

* - minimum of 2.5 made/game

^ - season in which no player reached minimum



REBOUNDBING RECORDS

TEAM RECORDS

MOST REBOUNDS

Game	69	vs. UT-Chattanooga	12/18/76
	69	at Union (Tenn.)	1/9/78
Season	1408	34 games	2013-14

CAREER RECORDS

REBOUNDS

Reb.	Name	Seasons
1.	1410	Ebony Rowe.....2010-14
2.	992	Jennifer McFall.....1981-85
3.	908	Priscilla Robinson.....1990-94
4.	887	Tawanya Mucker.....1985-89
5.	855	Courtney Whitson.....2019-pres.
6.	770	Stephanie Capley.....1987-91
7.	750	Holly Hoover.....1981-84
	750	Patrice Holmes.....2001-05
9.	749	Sharon McClannahan.....1975-79
10.	746	Krystle Horton.....2003-07
11.	700	Icelyn Elie.....2009-13
12.	692	Kim Webb.....1983-87
	692	Chrissy Givens.....2003-07
14.	687	Kay Willbanks.....1983-86
15.	686	Jamie Thomatis.....1988-02
16.	671	Alysha Clark.....2008-10
17.	666	Tia Stovall.....2002-06
18.	644	Joanne Aluka.....1997-98, 1999-02
19.	633	Cindy Lindley/Allen.....1981-84, 85-86
20.	626	Jessica Beaty.....1993-97
21.	620	Robin Hendrix.....1980-82
22.	612	Courtney Whitson.....2019-pres.
23.	605	Olivia Jones.....2013-16
24.	593	Keisha McClinic.....2000-04
25.	579	Sherry Tucker.....1991-95

REBOUNDS PER GAME

Avg.	Name	Seasons
1.	13.8	Robin Hendrix.....1980-82
2.	10.8	Ebony Rowe.....2010-14
3.	10.7	Alysha Clark.....2008-10
4.	10.1	Patrice Amos.....1976-78
5.	8.9	Holly Hoover.....1981-84
6.	8.6	Jennifer McFall.....1982-85
7.	8.3	Priscilla Robinson.....1990-94
8.	7.8	Ester Coleman.....1979-81
	7.8	Tawanya Mucker.....1985-89
10.	7.7	Sharon McClannahan.....1975-79
	7.7	Pippa Gipson.....1989-90

* - must have played at least two seasons

SINGLE SEASON RECORDS

REBOUNDS

Reb.	Name	Season
1.	448	Robin Hendrix.....1980-81
2.	396	Ebony Rowe.....2013-14
3.	368	Ebony Rowe.....2012-13
4.	355	Patrice Amos.....1977-78
5.	339	Charity Savage.....2018-19
6.	337	Alysha Clark.....2009-10
7.	334	Alysha Clark.....2008-09
8.	333	Ebony Rowe.....2011-12
9.	328	Jennifer McFall.....1984-85
10.	326	Charity Savage.....2019-20
11.	315	Holly Hoover.....1982-83
12.	313	Ebony Rowe.....2010-11
13.	286	Pippa Gipson.....1989-90

14.	275	Olivia Jones.....2014-15
15.	274	Amber Holt.....2007-08
16.	270	Brea Edwards.....2015-16
17.	268	Tawanya Mucker.....1987-88
18.	267	Sherry McKinney.....1977-78
19.	264	A'Queen Hayes.....2018-19
20.	263	Icelyn Elie.....2011-12
22.	255	Courtney Whitson.....2021-22
23.	250	Olivia Jones.....2013-14
24.	243	Priscilla Robinson.....1991-92
	243	Cheyenne Parker.....2014-15
	243	Courtney Whitson.....2022-23

REBOUNDS PER GAME

Avg.	Name	Season
1.	15.4	Robin Hendrix.....1980-81
2.	12.7	Patrice Amos.....1977-78
3.	11.6	Alysha Clark.....2009-10
	11.6	Ebony Rowe.....2013-14
5.	11.2	Ebony Rowe.....2012-13
6.	11.3	Charity Savage.....2019-20
7.	11.0	Cheyenne Parker.....2014-15
8.	10.9	Jennifer McFall.....1984-85
9.	10.8	Robin Hendrix.....1981-82
10.	10.2	Sharon McClannahan.....1975-76
	10.2	Holly Hoover.....1982-83
	10.2	Pippa Gipson.....1989-90

* - must have played in at least 50 percent of season's games

SINGLE GAME RECORDS

REBOUNDS

Reb.	Name	Game
1.	27	Robin Hendrix.....vs. TSU (12/8/80)
2.	25	Robin Hendrix.....at WKU (1/22/81)
	25	Jennifer McFall.....vs. UTM (2/14/85)
	25	Charity Savage.....vs. UNT (3/5/20)
5.	22	Charity Savage.....vs. TCU (12/29/19)
6.	21	Patrice Amos.....at TTU (3/2/77)
	21	Patrice Amos.....at Union (1/9/78)
	21	Patrice Amos.....vs. AP (1/21/78)
	21	Priscilla Robinson.....at ASU (12/1/90)
	21	Ebony Rowe.....vs. UNT (1/5/11)
11.	20	Sharon McClannahan.....at UTC (1/17/76)
	20	Sharon McClannahan.....at Union(2/28/76)
	20	Robin Hendrix.....at ECU (1/31/81)
	20	Robin Hendrix.....at UTC (2/2/81)
	20	Holly Hoover.....vs. TSU (11/26/82)
	20	Holly Hoover.....vs. Vanderbilt (2/16/84)
	20	Jennifer McFall.....vs. UTC (1/16/85)
	20	Alysha Clark.....at LSU (11/18/09)
	20	Brea Edwards.....vs. Temple (3/29/15)

ANNUAL LEADERS

REBOUNDS PER GAME

Year	Name	Avg.
1975-76	Sharon McClannahan.....	10.2
1976-77	Patrice Amos.....	7.0
1977-78	Patrice Amos.....	12.7
1978-79	Sharon McClannahan.....	9.1
1979-80	Ester Coleman.....	7.8
1980-81	Robin Hendrix.....	15.4
1981-82	Robin Hendrix.....	10.8
1982-83	Holly Hoover.....	10.2
1983-84	Holly Hoover.....	8.3
1984-85	Jennifer McFall.....	10.9
1985-86	Kay Willbanks.....	7.0
1986-87	Tawanya Mucker.....	7.9
1987-88	Tawanya Mucker.....	9.2
1988-89	Tawanya Mucker.....	8.9
1989-90	Pippa Gipson.....	10.2
1990-91	Priscilla Robinson.....	8.1
1991-92	Priscilla Robinson.....	8.7
1992-93	Priscilla Robinson.....	7.7
1993-94	Priscilla Robinson.....	8.5
1994-95	Sherry Tucker.....	8.0
1995-96	Jessica Beaty.....	8.6
1996-97	Jessica Beaty.....	7.2
1997-98	Bama Burrell.....	6.1
1998-99	Bama Burrell.....	5.0
1999-00	Joanne Aluka.....	6.3
2000-01	Jamie Thomatis.....	7.5
2001-02	Patrice Holmes, Jamie Thomatis.....	6.1
2002-03	Patrice Holmes.....	7.4
2003-04	Patrice Holmes.....	6.0
2004-05	Tia Stovall.....	5.7
2005-06	Chrissy Givens.....	7.0
2006-07	Amber Holt, Krystle Horton.....	6.3
2007-08	Amber Holt.....	8.1
2008-09	Alysha Clark.....	9.8
2009-10	Alysha Clark.....	11.6
2010-11	Ebony Rowe.....	10.1
2011-12	Ebony Rowe.....	10.1
2012-13	Ebony Rowe.....	11.2
2013-14	Ebony Rowe.....	11.6
2014-15	Cheyenne Parker.....	11.0
2015-16	Brea Edwards.....	8.2
2016-17	Gabby Lyon.....	5.5
2017-18	Jess Louro.....	6.2
2018-19	A'Queen Hayes.....	7.8
2019-20	Charity Savage.....	11.3
2020-21	Courtney Whitson.....	7.7
2021-22	Courtney Whitson.....	7.3
2022-23	Courtney Whitson.....	7.8

* - must have played in at least 50.0 % of games



ASSISTS RECORDS

TEAM RECORDS

MOST ASSISTS

Game	37	vs. Kentucky	11/17/78
Season	577	30 games	1984-85

CAREER RECORDS

ASSISTS

	Ast.	Name	Seasons
1.	605	Heather Prater	1992-96
2.	540	Ty Petty	2013-17
3.	483	Kortni Jones	2009-13
4.	457	Patrice Holmes	2001-05
5.	436	Chrissy Givens	2003-07
6.	428	Cortney Neeley	1995-99
7.	416	Shanice Cason	2011-15
8.	403	Sherry Smith	1979-83
9.	399	Kim Webb	1983-87
10.	394	Jessica McClure	1998-02

SINGLE SEASON RECORDS

ASSISTS

	Ast.	Name	Season
1.	195	Ty Petty	2015-16
2.	186	Ty Petty	2016-17
3.	185	Heather Prater	1994-95
4.	159	Kortni Jones	2010-11
5.	154	Chrissy Givens	2006-07
6.	153	Jessica McClure	1999-00
	153	Kortni Jones	2011-12
8.	150	Chrissy Givens	2005-06
9.	149	Ty Petty	2014-15
10.	147	Christy Scruggs	1988-89
	147	Kortni Jones	2012-13

SINGLE GAME RECORDS

ASSISTS

	Ast.	Name	Game
1.	16	Kortni Jones	vs. Troy (1/25/12)
2.	14	Jennifer McFall	vs. UTC (1/16/86)
	14	Chelsea Lymon	vs. USA (3/21/10)
4.	13	Jan Zitney	at Union (2/28/76)
	13	Jan Zitney	vs. Memphis (3/4/76)
	13	Sherry Smith	vs. UCM (12/15/79)
	13	Ty Petty	vs. Rice (3/10/16)
8.	12	Jan Zitney	vs. UTM (3/4/76)
	12	Sherry Smith	vs. Ole Miss (12/13/79)
	12	Lianne Beck	vs. Morehead St. (2/15/88)
	12	Christy Scruggs	vs. AP (2/13/89)
	12	Ty Petty	vs. UAB (2/26/17)

ANNUAL LEADERS

ASSISTS LEADERS

Year	Name	Avg.
1975-76	Jan Zitney	106
1976-77	Jan Zitney	125
1977-78	Jan Zitney	74
1978-79	Pam Duff	71
1979-80	Sherry Smith	145
1980-81	Sherry Smith	71
1981-82	Jennifer McFall	61
1982-83	Sherry Smith	128
1983-84	Jennifer McFall	100
1984-85	Janet Ross	124
1985-86	Lori Gross	136
1986-87	Janet Ross	129
1987-88	Lianne Beck	128
1988-89	Christy Scruggs	147
1989-90	Julie Morrison	103
1990-91	Julie Morrison	109
1991-92	Sherry Tucker	102
1992-93	Heather Prater	141
1993-94	Heather Prater	144
1994-95	Heather Prater	185
1995-96	Heather Prater	135
1996-97	Cortney Neeley	145
1997-98	Cortney Neeley	109
1998-99	Cortney Neeley	91
1999-00	Jessica McClure	153
2000-01	Jessica McClure	109
2001-02	Paula Penttila	81
2002-03	Patrice Holmes	140
2003-04	Patrice Holmes	130
2004-05	Patrice Holmes	119
2005-06	Chrissy Givens	150
2006-07	Chrissy Givens	154
2007-08	Amber Holt	109
2008-09	Chelsia Lymon	115
2009-10	Chelsia Lymon	121
2010-11	Kortni Jones	159
2011-12	Kortni Jones	153
2012-13	Kortni Jones	147
2013-14	Shanice Cason	82
2014-15	Ty Petty	149
2015-16	Ty Petty	195
2016-17	Ty Petty	186
2017-18	Abbey Sissom	95
2018-19	A'Queen Hayes	101
2019-20	Anastasia Hayes	127
2020-21	Anastasia Hayes	128
2021-22	Dor Saar	126
2022-23	Savannah Wheeler	91



STEALS RECORDS

TEAM RECORDS

MOST STEALS

Game	27	vs. San Jose State	12/13/91
Season	465	34 games	2006-07

CAREER RECORDS

STEALS

	Stl.	Name.....	Seasons
1.	338	Patrice Holmes.....	2001-05
2.	297	Chelsia Lymon.....	2006-10
3.	294	Kim Webb.....	1983-87
4.	290	Chrissy Givens.....	2003-07
5.	246	Keisha McClinic.....	2000-04
6.	242	Shanice Cason.....	2011-15
7.	221	Sherry Tucker.....	1991-95
8.	213	Jessica McClure.....	1998-02
9.	211	Ebony Rowe.....	2010-14
10.	207	Cortney Neeley.....	1995-99
	207	Kyrstle Horton.....	2003-07

SINGLE SEASON RECORDS

STEALS

	Stl.	Name.....	Season
1.	112	Keisha McClinic.....	2003-04
	112	Patrice Holmes.....	2004-05
3.	102	Chrissy Givens.....	2006-07
4.	100	Olivia Jones.....	2014-15
5.	98	Chrissy Givens.....	2005-06
6.	95	Chelsia Lymon.....	2009-10
7.	92	Patrice Holmes.....	2002-03
	92	Amber Holt.....	2006-07
	92	Chelsia Lymon.....	2008-09
	92	Jackie Pickel.....	2009-10

SINGLE GAME RECORDS

STEALS

	Stl.	Name.....	Game
1.	11	Chrissy Givens.....	at NO (1/13/07)
2.	10	Jackie Pickel.....	vs. ULL (1/3/10)
3.	9	Sherry Tucker.....	vs. AP (2/20/95)
	9	Chrissy Givens.....	vs. ECU (11/26/05)
5.	8	Olivia Jones.....	vs. Ball State (3/19/15)
	8	Olivia Jones.....	vs. Xavier (12/7/14)
	8	Chelsia Lymon.....	at FAU (2/27/10)
	8	Chelsia Lymon.....	at Louisville (12/9/09)
	8	Amber Holt.....	vs. FAU (1/10/08)
	8	Keisha McClinic.....	vs. WKU (2/5/04)
	8	Keisha McClinic.....	vs. NO (1/24/04)
	8	Patrice Holmes.....	vs. Southern Ill. (1/22/03)
	8	Kelly Chastain.....	vs. UNT (1/6/01)
	8	Kim Webb.....	vs. Youngstown St. (2/10/86)
	8	Janet Ross.....	vs. Wisconsin (11/29/86)
	8	Kim Webb.....	vs. Morehead St. (1/12/85)
	8	Jennifer McFall.....	vs. Murray St. (2/18/82)

ANNUAL LEADERS

STEALS LEADERS

Year	Name.....	Avg.
1980-81	Cassandra Howard.....	44
1981-82	Jennifer McFall.....	52
1982-83	Eva Lemeh.....	76
1983-84	Kim Webb.....	64
1984-85	Kim Webb.....	80
1985-86	Kim Webb.....	91
1986-87	Kim Webb.....	59
1987-88	Kim Collier.....	63
1988-89	Christy Scruggs.....	60
1989-90	Pippa Gipson.....	39
1990-91	Julie Morrison.....	35
1991-92	Priscilla Robinson.....	68
1992-93	Michelle Jackson.....	58
1993-94	Sherry Tucker.....	68
1994-95	Sherry Tucker.....	71
1995-96	Heather Prater.....	59
1996-97	Cortney Neeley.....	76
1997-98	Bama Burrell.....	54
1998-99	Bama Burrell.....	71
1999-00	Jessica McClure.....	69
2000-01	Jamie Thomatis.....	56
2001-02	Jamie Thomatis.....	58
2002-03	Patrice Holmes.....	92
2003-04	Keisha McClinic.....	112
2004-05	Patrice Holmes.....	112
2005-06	Chrissy Givens.....	98
2006-07	Chrissy Givens.....	102
2007-08	Amber Holt.....	80
2008-09	Chelsia Lymon.....	92
2009-10	Chelsia Lymon.....	95
2010-11	Kortni Jones.....	63
2011-12	Ebony Rowe.....	79
2012-13	Shanice Cason.....	71
2013-14	Olivia Jones.....	76
2014-15	Olivia Jones.....	100
2015-16	Ty Petty.....	62
2016-17	Ty Petty.....	74
2017-18	Jess Louro.....	54
2018-19	Jess Louro.....	49
2019-20	Anastasia Hayes.....	54
2020-21	Anastasia Hayes.....	69
2021-22	Alexis Whittington.....	74
2022-23	Jalynn Gregory.....	53

* - not available from 1976-80



BLOCKS RECORDS

TEAM RECORDS

MOST BLOCKS

Game	13	vs. UTEP.....	1/31/15
Season	162	30 games.....	1984-85

CAREER RECORDS

BLOCKS

	Blk.	Name.....	Seasons
1.	191	Kay Willbanks.....	1983-86
2.	173	Holly Hoover.....	1981-84
3.	115	Kelly Chastain.....	1997-01
4.	110	Ebony Rowe.....	2010-14
5.	105	Jonelda Buck.....	1995-99
6.	103	Brandi Brown.....	2006-10
7.	99	Anastasiia Boldyreva.....	2021-pres.
8.	96	Alex Johnson.....	2015-19
9.	93	Tia Stovall.....	2002-06
10.	89	Tawanya Mucker.....	1985-89

* - not available from 1976-80

SINGLE SEASON RECORDS

BLOCKS

	Blk.	Name.....	Season
1.	88	Cheyenne Parker.....	2014-15
2.	78	Kay Willbanks.....	1984-85
3.	74	Holly Hoover.....	1982-83
4.	64	Kay Willbanks.....	1985-86
5.	57	Holly Hoover.....	1981-82
6.	56	Anastasiia Boldyreva.....	2021-22
7.	55	Kseniya Malashka.....	2022-23
8.	48	Kseniya Malashka.....	2021-22
9.	43	Anastasiia Boldyreva.....	2022-23
10.	42	Holly Hoover.....	1983-84

* - not available from 1976-80

SINGLE GAME RECORDS

BLOCKS

	Blk.	Name.....	Season
1.	11	Cheyenne Parker.....	vs. UTEP (1/31/15)
2.	9	Cheyenne Parker.....	at ODU (1/22/15)
3.	8	Holly Hoover.....	vs. UTM (2/21/83)
	8	Holly Hoover.....	vs. UTM (1/23/84)
	8	Cheyenne Parker.....	vs. UTSA (1/29/15)
6.	7	Holly Hoover.....	at Morehead St. (12/17/82)
	7	Holly Hoover.....	vs. Belmont (1/29/83)
	7	Kay Willbanks.....	at ECU (1/20/86)
	7	Cheyenne Parker.....	at SDSU (12/15/14)
10.	6	Kay Willbanks.....	vs. ETSU (12/17/84)
	6	Kay Willbanks.....	vs. UTM (2/14/85)
	6	Kay Willbanks.....	vs. TTU (3/5/85)
	6	Cheyenne Parker.....	at UK (12/12/14)

ANNUAL LEADERS

BLOCKS LEADERS

Year	Name.....	Blk.
1980-81	Robin Hendrix.....	18
1981-82	Holly Hoover.....	57
1982-83	Holly Hoover.....	74
1983-84	Holly Hoover.....	42
1984-85	Kay Willbanks.....	78
1985-86	Kay Willbanks.....	64
1986-87	Tawanya Mucker.....	20
1987-88	Tawanya Mucker.....	29
1988-89	Tawanya Mucker.....	26
1989-90	Stephanie Capley.....	10
1990-91	Stephanie Capley.....	23
1991-92	Maggie Cox, Sherry Tucker.....	9
1992-93	Cherrita Williams.....	22
1993-94	Sherry Tucker.....	24
1994-95	Sherry Tucker.....	23
1995-96	Jonelda Buck.....	35
1996-97	Jonelda Buck.....	28
1997-98	Kelly Chastain.....	33
1998-99	Kelly Chastain.....	25
1999-00	Kelly Chastain.....	33
2000-01	Kelly Chastain.....	24
2001-02	Jennifer Justice.....	29
2002-03	Tia Stovall.....	21
2003-04	Tia Stovall.....	34
2004-05	Patrice Holmes.....	31
2005-06	Tia Stovall.....	15
2006-07	Brandi Brown.....	23
2007-08	Amber Holt.....	11
2008-09	Brandi Brown.....	35
2009-10	Brandi Brown.....	35
2010-11	Ebony Rowe.....	20
2011-12	Ebony Rowe.....	30
2012-13	Ebony Rowe.....	37
2013-14	Ebony Rowe.....	23
2014-15	Cheyenne Parker.....	88
2015-16	Alex Johnson.....	26
2016-17	Alex Johnson.....	33
2017-18	A. Johnson, R. Reuter, A. Jones.....	12
2018-19	Alex Johnson.....	25
2019-20	Charity Savage.....	46
2020-21	Alexis Whittington.....	25
2021-22	Anastasiia Boldyreva.....	56
2022-23	Kseniya Malashka.....	55

* - not available from 1976-80



PARTICIPATION RECORDS

CAREER RECORDS

GAMES PLAYED

	GP	Name.....	Seasons
1.	152	Alexis Whittington.....	2018-23
2.	134	Shanice Cason.....	2011-15
3.	132	Jackie Pickel.....	2006-10
4.	131	Ebony Rowe.....	2010-14
	131	Rebecca Reuter.....	2014-18
6.	129	Krystle Horton.....	2003-07
	129	Anne Marie Lanning.....	2007-11
8.	127	Kortni Jones.....	2009-13
	127	Gabby Lyon.....	2014-18
10.	126	KeKe Stewart.....	2010-14
	126	Ty Petty.....	2013-17

GAMES STARTED

	GS	Name.....	Seasons
1.	131	Ebony Rowe.....	2010-14
2.	124	Patrice Holmes.....	2001-05
3.	121	Alex Johnson.....	2015-19
	121	Courtney Whitson.....	2019-pres.
5.	116	Kim Webb.....	1983-87
6.	114	Jennifer McFall.....	1981-85
	114	Shanice Cason.....	2011-15
8.	113	Heather Prater.....	1992-96
9.	112	Krystle Horton.....	1992-96
10.	109	Jonelda Buck.....	1995-99

MINUTES PLAYED

	Mins	Name.....	Seasons
1.	4858	Ebony Rowe.....	2010-14
2.	4189	Patrice Holmes.....	2001-05
3.	4176	Courtney Whitson.....	2019-pres.
4.	4151	Alexis Whittington.....	2018-23
5.	3945	Chrissy Givens.....	2003-07
6.	3895	Kim Webb.....	1983-87
7.	3894	Anne Marie Lanning.....	2007-11
8.	3835	Kortni Jones (2009-13).....	3835
9.	3834	Shanice Cason.....	2011-15
10.	3789	Jennifer McFall.....	1981-85

SINGLE SEASON RECORDS

GAMES PLAYED

	GS	Name.....	Season
1.	35	Anastasiia Boldyreva.....	2021-22
	35	Courtney Whitson.....	2021-22
	35	Dor Saar.....	2021-22
	35	Courtney Blakely.....	2021-22
2.	34	Chrissy Givens.....	2006-07
	34	Amber Holt.....	2006-07
	34	Krystle Horton.....	2006-07
	34	Brandi Brown.....	2006-07
	34	Johnna Abney.....	2006-07
	34	Starr Orr.....	2006-07
	34	Jackie Pickel.....	2006-07
	34	Amber Holt.....	2007-08
	34	Chelsia Lymon.....	2007-08
	34	Anne Marie Lanning.....	2007-08
	34	Emily Queen.....	2007-08
	34	Latoya Barclay.....	2007-08
	34	Jackie Pickel.....	2007-08
	34	Alysha Clark.....	2008-09
	34	Brandi Brown.....	2008-09
	34	Jackie Pickel.....	2008-09
	34	Anne Marie Lanning.....	2008-09
	34	Ebony Rowe.....	2013-14
	34	Olivia Jones.....	2013-14
	34	Shanice Cason.....	2013-14
	34	Laken Leonard.....	2013-14
	34	China Dow.....	2013-14
	34	Olivia Jones.....	2014-15
	34	Ty Petty.....	2014-15
	34	Brea Edwards.....	2014-15
	34	China Dow.....	2014-15
	34	Shanice Cason.....	2014-15
	34	Alex Johnson.....	2016-17
	34	Gabby Lyon.....	2016-17
	34	Ty Petty.....	2016-17
	34	Rebecca Reuter.....	2016-17
	34	Abbey Sissom.....	2016-17
	34	A'Queen Hayes.....	2018-19
	34	Alex Johnson.....	2018-19
	34	Taylor Sutton.....	2018-19
	34	Anna Jones.....	2018-19
	34	Jess Louro.....	2018-19
	34	Jordan Majors.....	2018-19
	34	Alexis Whittington.....	2021-22

GAMES STARTED

	GS	Name.....	Season
1.	35	Anastasiia Bodyrev.....	2021-22
	35	Courtney Whitson.....	2021-22
	35	Dor Saar.....	2021-22
2.	34	Chrissy Givens.....	2006-07
	34	Amber Holt.....	2006-07
	34	Amber Holt.....	2007-08
	34	Alysha Clark.....	2008-09
	34	Jackie Pickel.....	2008-09
	34	Ebony Rowe.....	2013-14
	34	Alex Johnson.....	2016-17
	34	Ty Petty.....	2016-17
	34	Alex Johnson.....	2018-19
	34	Alexis Whittington.....	2021-22
	34	Jalynn Gregory.....	2021-22

MINUTES PLAYED

	Mins	Name.....	Season
1.	1342	Courtney Whitson.....	2021-22
2.	1308	Ebony Rowe.....	2013-14
3.	1301	Ty Petty.....	2016-17
4.	1295	Ebony Rowe.....	2012-13
5.	1296	Olivia Jones.....	2014-15
6.	1273	Kortni Jones.....	2011-12
7.	1264	Kortni Jones.....	2012-13
8.	1251	Alexis Whittington.....	2021-22
9.	1246	Abbey Sissom.....	2016-17
10.	1224	Amber Holt.....	2007-08



TEAM RECORDS

SEASON RECORDS

FIELD GOALS MADE

1.	1040	1984-86
2.	997	2006-07
3.	974	1985-86
4.	936	1982-83
5.	931	2008-09
6.	930	1977-78
7.	915	1987-88
8.	911	2009-10
9.	896	1979-80
10.	892	2007-08

FIELD GOALS ATTEMPTED

1.	2204	2006-07
2.	2135	2007-08
3.	2109	2021-22
4.	2105	1977-78
5.	2103	2014-15
6.	2067	1985-86
7.	2063	1984-85
8.	2037	1982-83
9.	1999	2008-09
10.	1982	2009-10

FIELD GOAL PERCENTAGE

1.	.504	1040-2063	1984-85
2.	.479	915-1912	1987-88
3.	.476	870-1826	1986-87
4.	.475	896-1886	1979-80
5.	.474	837-1766	1995-96
6.	.471	974-2067	1985-86
7.	.470	875-1861	1976-77
8.	.469	803-1712	1988-89
9.	.466	931-1999	2008-09
10.	.464	828-1784	1983-84
	.464	774-1667	1998-99

3-POINT FIELD GOALS MADE

1.	337	2021-22
2.	313	2009-10
3.	296	2008-09
4.	277	2006-07
5.	269	2007-08
6.	255	2014-15
7.	250	2016-17
8.	235	2018-19
9.	232	2019-20
10.	231	1994-95

3-POINT FIELD GOALS ATTEMPTED

1.	1014	2021-22
2.	848	2009-10
3.	834	2014-15
4.	823	2007-08
5.	816	2008-09
6.	789	2006-07
7.	759	2020-21
8.	745	2019-20
9.	716	2013-14
10.	714	2018-19

3-POINT FIELD GOAL PERCENTAGE

1.	.471	57-121	1986-87
2.	.433	97-224	1987-88
3.	.381	231-606	1994-95
4.	.376	114-303	1989-90
5.	.370	119-322	1991-92
6.	.369	313-848	2009-10
7.	.365	134-367	1998-99
	.365	180-493	2005-06
9.	.365	250-687	2016-17
10.	.363	296-816	2008-09

FREE THROWS MADE

1.	518	1995-96
	518	2013-14
3.	511	1980-81
4.	506	1993-94
5.	503	2000-01
6.	501	1994-95
7.	483	2015-16
8.	480	1991-92
9.	477	2016-17
10.	471	1990-91

FREE THROWS ATTEMPTED

1.	826	2013-14
2.	744	1982-83
3.	741	1995-96
4.	731	2000-01
5.	722	1983-84
6.	719	1993-94
7.	717	1991-92
8.	713	2014-15
9.	699	1994-95
10.	695	1980-81

FREE THROW PERCENTAGE

1.	.767	477-622	2016-17
2.	.750	437-583	2007-08
	.750	440-587	2008-09
4.	.747	342-458	2021-22
5.	.744	375-504	2001-02
6.	.743	402-541	2003-04
7.	.741	421-568	2006-07
	.741	371-501	2009-10
10.	.735	511-695	1980-81

OFFENSIVE REBOUNDS

1.	535	2013-14
	535	2014-15
3.	503	2012-13
4.	478	2011-12
5.	440	2007-08
6.	436	1991-92
7.	430	2006-07
8.	427	1997-98
9.	424	2015-16
10.	423	2010-11

DEFENSIVE REBOUNDS

1.	887	2021-22
2.	867	2013-14
3.	831	2014-15
4.	795	2015-16
	795	2016-17
6.	793	2012-13
	793	2019-20
8.	780	2018-19
9.	742	1995-96
10.	724	2000-01

TOTAL REBOUNDS

1.	1402	2013-14
2.	1366	2014-15
3.	1296	2012-13
4.	1292	1977-78
5.	1261	2021-22
6.	1219	2015-16
7.	1205	1980-81
8.	1196	2011-12
9.	1184	1979-80
	1184	1982-83

REBOUNDING AVERAGE

1.	46.1	1977-78
2.	46.0	1975-76
3.	43.2	1981-82
4.	42.9	1976-77
5.	41.6	1980-81
6.	41.2	2013-14
7.	40.2	2014-15
8.	39.3	2012-13
	39.3	2019-20
10.	39.1	1983-84

ASSISTS

1.	577	1984-85
2.	552	1988-89
	552	2009-10
4.	549	2008-09
5.	540	1987-88
6.	525	2016-17
7.	515	2014-15
8.	511	2007-08
9.	505	1999-00
10.	497	1992-93



TEAM RECORDS

GAME RECORDS

MOST POINTS

1.	119	North Texas	01/30/10
2.	116	Maryville	12/06/76
3.	113	North Texas	02/15/09
4.	111	Tennessee State	02/26/87
5.	110	UT-Martin	02/03/92

FEWEST POINTS

1.	26	at Louisville	12/09/17
2.	32	UT-Martin	01/05/98
3.	36	vs. Oregon State	03/23/14
4.	38	Belmont	11/19/18
4.	40	at LSU	11/18/09

MOST FIELD GOALS MADE

1.	54	Maryville	12/06/76
2.	46	at Georgia State	11/27/87
3.	45	at Eastern Kentucky	02/21/87
4.	44	at Belmont	12/03/84
44		at UT-Martin	01/10/85
44		Chattanooga	12/07/85

FEWEST FIELD GOALS MADE

1.	8	at Louisville	12/09/17
2.	11	UT-Martin	01/05/98
11		vs. Alabama	11/27/15
4.	13	Tennessee Tech	01/28/95
13		Marshall	3/4/21

MOST FIELD GOAL ATTEMPTS

1.	98	Maryville	12/06/76
2.	94	Western Kentucky	02/26/77
3.	92	at Morehead State	01/07/78
4.	89	Vanderbilt	12/01/76
5.	88	UT-Martin	03/02/77
88		Austin Peay	02/14/87
88		at Tennessee State	02/11/93

FEWEST FIELD GOAL ATTEMPTS

1.	38	at WKU	01/15/17
2.	39	Cincinnati	12/29/04
39		at Louisville	12/09/17
39		WKU	02/14/19
5.	40	at Morehead State	01/26/80
40		at Western Kentucky	12/30/83

HIGHEST FIELD GOAL PERCENTAGE

1.	.667	WKU	02/14/19
2.	.661	Chattanooga	01/16/85
3.	.636	North Texas	02/15/09
4.	.630	at UT-Martin	01/27/96
5.	.626	Youngstown State	01/25/86

LOWEST FIELD GOAL PERCENTAGE

1.	.169	vs. Alabama	11/27/15
2.	.177	UT-Martin	01/05/98
3.	.205	at Louisville	12/09/17
4.	.210	Tennessee Tech	01/28/95
5.	.227	at UTSA	2/4/23

MOST 3-POINTERS MADE

1.	20*	at Louisville	12/09/09
20*		North Texas	01/30/10
3.	18	at Chattanooga	02/06/95
4.	17	North Dakota State	01/02/07
17		at South Alabama	02/06/10
17		at FIU	02/24/10
17		at Troy	02/28/13
17		Troy	12/17/20

* - one shy of NCAA record

FEWEST 3-POINTERS MADE

1.	0	ETSU	12/16/89
0		at Austin Peay	02/25/91
0		Georgia State	11/24/91
0		Florida State	11/28/93
0		Missouri	12/20/96
0		Austin Peay	01/19/98
0		Eastern Illinois	12/02/99
0		at Tennessee State	11/16/01
0		Tennessee State	12/28/02
0		South Alabama	01/22/04
0		at FIU	02/07/05
0		at UALR	01/09/10

MOST 3-POINT ATTEMPTS

1.	54	at UTSA	2/4/23
2.	48	Louisiana	01/28/07
3.	45	North Texas	02/08/14
4.	44	Troy	12/17/20
44		Mercer	12/03/21

FEWEST 3-POINT ATTEMPTS

1.	0	New Orleans	03/09/03
2.	2	at Indiana	12/05/87
2		Texas Tech	11/24/89
4.	3	Eastern Kentucky	01/19/87
3		at Eastern Kentucky	02/21/87
3		at Vanderbilt	01/06/88
3		at Eastern Kentucky	02/01/88
3		at Tennessee State	02/05/88
3		Georgia State	11/24/91
3		Mississippi	11/24/95

MOST FREE THROWS MADE

1.	37	UT-Martin	01/05/95
2.	34	at Morehead State	01/26/80
34		Murray State	01/14/91
4.	33	at Murray State	02/07/86
33		ETSU	01/02/97
33		at Rice	1/11/23

FEWEST FREE THROWS MADE

1.	0	Milwaukee	12/07/02
2.	1	Oregon	12/03/93
1		Georgia	12/30/02
1		at LSU	11/18/09
5.	2	Louisiana	01/28/09
2		South Alabama	02/21/10
2		at FIU	01/29/11

MOST FREE THROW ATTEMPTS

1.	54	at Tennessee State	01/16/82
2.	50	UT-Martin	01/05/95
50		at East Carolina	02/26/14
4.	44	at Murray State	02/17/86
44		Murray State	02/01/92
44		Belmont	12/06/20
44		at Ricer	1/11/23

FEWEST FREE THROW ATTEMPTS

1.	2	Milwaukee	12/07/02
2.	3	Georgia	12/30/02
3.	4	Tennessee State	02/20/88
4		Louisiana	01/28/09
5.	5	South Alabama	02/21/10
5		at FIU	01/29/11
5		at Fordham	12/30/18

BEST FREE THROW PERCENTAGE (15 ATTEMPTS)

1.	1.000	at Georgia	12/06/92
1.000		Southeast Missouri	02/14/94
3.	.950	at Rice	1/11/23
4.	.947	Siena	12/28/88
.947		at Oklahoma	11/19/08
.947		at UAB	1/11/17

LOWEST FREE THROW PERCENTAGE

1.	.375	Charlotte	02/22/14
.375		vs. Gonzaga	11/30/19
3.	.438	Eastern Kentucky	03/09/92
.438		at Western Kentucky	01/14/09
5.	.467	vs. Chattanooga	12/29/18

* - minimum 15 attempts

MOST REBOUNDS

1.	69	Chattanooga	12/18/76
69		at Union (Tenn.)	01/09/78
3.	67	Vanderbilt	12/01/76
67		Austin Peay	01/21/78
5.	64	Vanderbilt	02/13/77
64		UT-Martin	03/01/78

FEWEST REBOUNDS

1.	16	Arizona State	13/13/16
2.	19	WKU	02/14/19
3.	20	vs. Oregon	12/03/93
4.	21	Denver	02/10/10
21		vs. Tennessee (N)	3/21/21

MOST ASSISTS

1.	37	Kentucky	11/17/78
2.	34	Murray State	02/01/92
3.	33	Chattanooga	01/16/85
33		Mississippi College	12/02/88
5.	32	Morehead State	01/17/87
32		vs. Georgia Southern	12/15/95

FEWEST ASSISTS

1.	2	at Western Kentucky	12/30/83
2		at Tennessee	03/17/84
3.	3	at Tennessee Tech	01/10/77
3		at Vanderbilt	01/19/83
3		at UT-Martin	01/24/83
3		at LSU	11/18/09

MOST STEALS

1.	27	vs. San Jose State	12/13/91
2.	26	at UT-Martin	01/10/85
3.	25	at Murray State	01/19/80
25		at ETSU	01/14/89
5.	24	Tennessee Tech	11/14/07

FEWEST STEALS

1.	0	Tennessee Tech	01/26/91
0		at FIU	02/10/18
3.	1	Austin Peay	01/17/80
1		at Memphis	02/09/80
1		Morehead State	01/12/85
1		at Western Kentucky	12/09/87
1		USF	01/12/90
1		Tennessee State	01/28/91
1		Florida Atlantic	11/19/04
1		at UALR	01/17/09
1		at UALR	01/09/10
1		at UALR	02/20/11
1		WKU	02/16/17
1		vs. Rice	03/16/19
1		at WKU	1/11/20



TEAM RECORDS

MOST BLOCKED SHOTS

1.	13	UTEP.....	01/31/15
2.	11	UT-Martin.....	01/23/84
3.	10	Austin Peay.....	02/09/85
	10	UT-Martin.....	02/14/85
	10	Belmont.....	01/04/86
	10	at Eastern Kentucky.....	01/20/86
	10	at Chattanooga.....	12/07/96
	10	at Lipscomb.....	12/14/01
	10	at North Texas.....	03/06/05
	10	at ODU.....	01/22/15

MOST TURNOVERS

1.	40	Tennessee State.....	12/05/81
2.	38	vs. ETSU.....	03/04/77
	38	at Northern Kentucky.....	01/04/80
	38	Memphis.....	01/26/81
5.	37	Chattanooga.....	12/18/76
	37	Kentucky.....	11/17/78
	37	vs. Mississippi.....	12/14/78

FEWEST TURNOVERS

1.	2	Southern Miss.....	01/15/21
2.	3	UAB.....	01/30/21
3.	4	at Lipscomb.....	11/23/81
	4	Marshall.....	02/16/19
5.	5	at Tennessee State.....	02/01/83
	5	at Morehead State.....	02/23/87
	5	at Morehead State.....	02/25/95
	5	Old Dominion.....	03/03/18
	5	Marshall.....	03/05/21

MOST FOULS

1.	35	at Tennessee State.....	01/16/82
2.	34	vs. South Alabama.....	01/09/82
	34	at Furman.....	01/15/97
4.	33	vs. Miami (Ohio).....	12/29/80
5.	32	at Chattanooga.....	03/01/83

FEWEST FOULS

1.	1	at Tennessee State.....	02/09/91
2.	7	Louisville.....	12/12/92
	7	Louisiana.....	01/25/03
4.	8	4x (last vs. UALR).....	03/10/09



CLASS RECORDS

RECORDS BY CLASS

FRESHMAN

FGM..... 208, Ebony Rowe, 2010-11
 FGA 414, Alice Lawrence, 1984-85
 FG%626 (149-238), Jamie Thomatis, 1998-99
 FTM132, Priscilla Robinson, 1990-91
 FTA 199, Ebony Rowe, 2010-11
 FT%912 (31-34), Jessica Beaty, 1993-94
 3-pt. FGM77, Johnna Abney, 2005-06
 3-pt. FGA..... 192, Jalyynn Gregory, 2021-22
 3-pt. FG%511 (46-90), Heather Prater, 1992-93
 Points531, Ebony Rowe, 2010-11
 Rebounds.....313, Ebony Rowe, 2010-11
 Assists.....145, Sherry Smith, 1979-80
 Steals.....80, Kim Webb, 1983-84
 Blocks..... 56, Anastasiia Boldyreva, 2021-22
 Minutes 1132:24, Jalyynn Gregory, 2021-22

SOPHOMORE

FGM..... 251, Alex Johnson, 2016-17
 FGA607, Olivia Jones, 2014-15
 FG%.....573 (102-178), Anastasiia Boldyreva, 2022-23
 FTM 179, Alex Johnson, 2016-17
 FTA 221, Anastasia Hayes, 2019-20
 FT%955 (21-22), Daphne Newsom, 1982-83
 3-pt. FGM 85, Jalyynn Gregory, 2022-23
 3-pt. FGA..... 253, Jalyynn Gregory
 3-pt. FG% 403 (58-144), Johnna Abney, 2006-07
 Points687, Alex Johnson, 2016-17
 Rebounds..... 355, Patrice Amos, 1977-78
 Assists.....159, Kortni Jones, 2010-11
 Steals..... 100, Olivia Jones, 204-15
 Blocks..... 78, Kay Willbanks, 1984-85
 Minutes 1276, Olivia Jones, 2014-15

JUNIOR

FGM..... 343, Alysha Clark, 2008-09
 FGA565, Alysha Clark, 2008-09
 FG%607 (343-565), Alysha Clark, 2008-09
 FTM237, Alysha Clark, 2008-09
 FTA300, Alysha Clark, 2008-09
 FT% 920 (23-25), Anne Marie Lanning, 2009-10
 3-pt. FGM115, Kortni Jones, 2011-12
 3-pt. FGA..... 329, Kortni Jones, 2011-12
 3-pt. FG%511 (69-135), Heather Prater, 1994-95
 Points935, Alysha Clark, 2008-09
 Rebounds.....448, Robin Hendrix, 1980-81
 Assists..... 195, Ty Petty, 2015-16
 Steals.....98, Chrissy Givens, 2005-06
 Blocks..... 74, Holly Hoover, 1982-83
 Minutes 1345:26, Courtney Whitson, 2021-22

SENIOR

FGM..... 352, Amber Holt, 2007-08
 FGA680, Amber Holt, 2007-08
 FG%.....614 (306-498), Alysha Clark, 2009-10
 FTM206, Amber Holt, 2007-08
 FTA291, Ebony Rowe, 2013-14
 FT%900 (36-40), Janet Ross, 1986-87
 3-pt. FGM98, Brea Edwards, 2015-16
 3-pt. FGA.....269, Dor Saar, 2021-22
 3-pt. FG%520 (53-102), Janet Ross, 1986-87
 Points930, Amber Holt, 2007-08
 Rebounds.....396, Ebony Rowe, 2013-14
 Assists..... 186, Ty Petty, 2016-17
 Steals.... 112, K. McClinic, 2003-04/P. Holmes, 2004-05
 Blocks..... 88, Cheyenne Parker, 2014-15
 Minutes 1308, Ebony Rowe, 2013-14



OPPONENT RECORDS

VS. RANKED OPPONENTS

Date	Opponent	Rank	Result
01/10/77	at Tennessee Tech	(6)	L, 67-97
02/05/77	Tennessee Tech	(6)	W, 80-78
03/02/77	vs. Tennessee	(10)	L, 66-87
01/17/78	Tennessee	(2)	L, 79-87
12/05/79	at Tennessee	(1)	L, 63-87
11/26/80	Tennessee	(4)	L, 48-63
02/27/81	Tennessee	(4)	L, 47-66
01/06/83	at Kentucky	(5)	L, 68-73
03/17/83	at Louisiana Tech	(1)	L, 59-91
12/17/83	at Mississippi	(8)	L, 72-84
01/31/85	Mississippi	(7/7)	L, 66-77
02/06/85	Louisiana Tech	(6/5)	L, 62-86
12/02/85	at Georgia	(2/2)	L, 58-108
12/09/85	at WKU	(9/8)	L, 78-103
12/21/85	at Mississippi	(8/10)	L, 80-95
03/16/86	at LSU	(9/8)	L, 65-78
12/14/86	Auburn	(4/4)	L, 62-84
01/03/87	Mississippi	(10/10)	L, 63-95
12/17/87	at Mississippi	(7/7)	L, 63-77
12/10/89	Georgia	(4/4)	L, 89-95
12/08/90	Georgia	(4/4)	L, 62-80
12/20/94	at Alabama	(5/7)	L, 70-99
12/01/96	Georgia	(2/2)	L, 70-89
03/14/98	at Duke	(8/9)	L, 67-92
01/25/01	Louisiana Tech	(8/8)	L, 57-80
02/15/01	at Louisiana Tech	(8/8)	L, 64-83
12/06/02	at Kansas State	(7/7)	L, 61-72
12/13/03	at Georgia	(10/9)	L, 50-65
11/10/06	Maryland	(1/1)	L, 80-76
11/26/06	at Tennessee	(4/4)	L, 88-64
12/07/06	at Georgia	(8/8)	W, 70-62
12/05/07	at Maryland	(3/6)	L, 69-74
12/13/07	at Tennessee	(1/1)	L, 61-84
12/28/07	LSU	(8/8)	W, 67-56
11/19/08	at Oklahoma	(2/4)	L, 65-85
12/04/08	Louisville	(13/15)	L, 44-67
12/11/08	at Tennessee	(7/10)	L, 52-81
11/15/09	at LSU	(7/15)	L, 40-61
11/25/09	Tennessee	(6/5)	L, 52-69
12/03/09	at Xavier	(9/10)	L, 63-80
12/09/10	Xavier	(4/5)	L, 52-65
12/29/10	at Kentucky	(11/11)	L, 72-81
11/13/11	at Penn State	(12/14)	L, 49-65
11/29/11	at Tennessee	(8/8)	L, 43-82
12/28/11	Kentucky	(6/6)	W, 70-58
11/28/12	at Tennessee	(16/14)	L, 81-88 (ot)
12/09/12	at Kentucky	(7/6)	L, 46-68
11/08/13	Tennessee	(4/4)	L, 56-67
11/24/13	Kentucky	(7/7)	L, 72-84
12/12/14	at Kentucky	(8/8)	L, 62-78
12/13/15	Kentucky	(8/8)	L, 52-68
03/19/16	vs. Florida State	(17/10)	L, 55-72
11/16/16	vs. Louisville	(5/8)	L, 51-63
12/09/16	at Kentucky	(15/20)	L, 48-61
12/13/16	vs. Arizona State	(23/21)	L, 48-69
12/09/17	at Louisville	(4/5)	L, 26-80
12/15/18	at Kentucky	(18/20)	L, 55-72
03/16/19	vs. Rice	(-/24)	L, 54-69
11/10/19	Kentucky	(13/16)	L, 52-67
11/30/19	vs. Gonzaga	(22/21)	L, 50-62
3/21/21	vs. Tennessee	(13/15)	L, 62-87
12/4/22	vs. Louisville	(18/15)	W, 67-49
3/18/23	vs. Colorado	(21/21)	L, 60-82

Note: Rankings are listed as AP/Coaches

OPPONENT RECORDS

POINTS			
High	108	at Georgia	12/02/85
Low	21	Lambuth	12/10/75
FIRST HALF POINTS			
High	55	at Louisville	12/9/17
Low	9	Lambuth	12/10/75
SECOND HALF POINTS			
High	61	2x last at WKU	2/26/22
Low	11	Vanderbilt	12/01/76
FIELD GOALS MADE			
High	43	at Memphis	01/30/78
Low	5	Lambuth	12/10/75
FIELD GOAL ATTEMPTS			
High	96	Union (Tenn.)	12/10/77
Low	34	2x last vs. Maine	11/18/06
FIELD GOAL PERCENTAGE			
High	.649 (32-57)	at Memphis	12/14/97
Low	.147 (5-34)	Lambuth	12/10/75
3-PT. FIELD GOALS MADE			
High	16	vs. WKU	2/9/23
Low	0	37x, at UTSA	1/11/18
3-PT. FIELD GOAL ATTEMPTS			
High	42	at South Alabama	01/04/09
Low	0	6x, last Oral Roberts	01/22/92
3-PT. FG PERCENTAGE (MIN. 8 ATT.)			
High	.889 (8-9)	Louisville	12/12/92
Low	.000	37x, last at UTSA	1/11/18
FREE THROWS MADE			
High	37	at WKU	12/09/85
Low	1	Morehead State	01/23/95
FREE THROW ATTEMPTS			
High	51	at Georgia	12/02/85
Low	0	FIU	03/05/12
FREE THROW PERCENTAGE (MIN. 10 ATT.)			
High	1.000	4x last vs. Charlotte	3/9/23
Low	.222 (4-18)	at Tennessee St.	02/01/83
REBOUNDS			
High	66	Missouri	01/11/78
Low	18	at Belmont	11/13/79
ASSISTS			
High	31	at TTU	02/03/90
Low	1	2x, last TTU	02/05/81
TURNOVERS			
High	48	Maryville	12/06/76
Low	4	at Tennessee St.	02/01/83
BLOCKS			
High	16	at Vanderbilt	01/30/92
STEALS			
High	20	Memphis	01/05/94
Low	0	4x, last at UAB	1/16/23

LARGEST MARGINS

IN WINS			
Date	Opponent	Margin	Result
02/03/88	at Ala.-Huntsville	73	105-32
12/06/76	Maryville	70	116-46
01/30/10	North Texas	68	119-51
12/01/76	Vanderbilt	65	91-26
02/25/85	Akron	63	108-45
12/10/75	Lambuth	62	83-21
02/15/09	North Texas	55	113-58
01/19/17	FIU	52	95-43
11/12/22	Southern Ill.	52	90-38
01/29/02	Morris Brown	51	90-39
01/19/11	Troy	51	103-52
01/07/12	Louisiana	51	104-53
IN LOSSES			
Date	Opponent	Margin	Result
12/9/18	at Louisville	54	26-80
12/02/85	at Georgia	50	58-108
12/29/94	vs. Mississippi	47	56-103
11/23/99	at Auburn	42	51-93
02/16/76	at Tennessee Tech	41	58-99
02/08/88	at Alabama	39	58-97
11/29/11	at Tennessee	39	43-82
12/30/02	Georgia	36	43-79
01/13/79	at Tennessee Tech	34	73-107
11/22/96	at Mississippi	34	60-94



MISCELLANEOUS RECORDS

100 POINT GAMES

RECORD: 40-7

Year	Opponent	Result
12/06/76	Maryville	W, 116-46
12/18/76	Chattanooga	W, 101-63
01/30/78	at Memphis	L, 86-101
01/13/79	at Tennessee Tech	L, 73-107
01/27/84	Murray State	W, 100-59
12/03/84	at Belmont	W, 105-60
02/25/85	Akron	W, 108-45
12/02/85	at Georgia	L, 58-108
12/09/85	at WKU	L, 78-103
12/11/85	Evansville	W, 106-71
01/11/86	Murray State	W, 102-68
02/16/87	Murray State	W, 101-83
02/21/87	at Eastern Kentucky	W, 104-63
02/26/87	Tennessee State	W, 111-64
11/27/87	at Georgia State	W, 101-80
02/03/88	at Alabama-Huntsville	W, 105-32
12/28/88	vs. Siena	W, 103-62
02/13/89	Austin Peay	W, 107-73
12/07/91	Alabama	L, 69-101
01/13/92	Austin Peay	W, 107-60
02/03/92	UT-Martin	W, 110-66
02/11/93	at Tennessee State	W, 105-103
02/25/93	at Austin Peay	W, 100-71
12/29/94	vs. Mississippi	L, 56-103
12/30/94	vs. Fairleigh Dickinson	W, 107-71
01/05/95	UT-Martin	W, 105-96
01/14/95	Murray State	W, 105-60
12/15/95	vs. Georgia Southern	W, 101-90
01/20/96	at Morehead State	W, 108-74
02/19/96	Morehead State	W, 108-75
12/14/97	at Memphis	L, 75-102
12/17/06	ULM	W, 103-59
03/19/08	Western Carolina	W, 104-69
12/28/08	at Tennessee Tech	W, 101-66
02/15/09	North Texas	W, 113-58
12/30/09	at New Orleans	W, 102-57
01/30/10	North Texas	W, 119-51
02/06/10	at South Alabama	W, 100-52
02/17/10	at Troy	W, 106-84
02/21/10	South Alabama	W, 100-78
02/24/10	at FIU	W, 101-58
03/07/10	vs. North Texas	W, 106-66
01/19/11	Troy	W, 103-52
01/07/12	Louisiana	W, 104-53
01/10/15	at Florida Atlantic	W, 101-69
11/21/18	Mississippi Valley	W, 101-51
02/29/20	WKU	W, 108-103

ONE-POINT GAMES

RECORD: 23-21

Date	Opponent	Result
12/13/75	Hiwassee JC	L, 70-71
02/28/76	at Union (Tenn.)	W, 95-94
12/02/78	Chattanooga	L, 59-60 (OT)
02/08/79	at Eastern Kentucky	L, 84-85
11/24/79	at Vanderbilt	W, 67-66
01/04/80	at Northern Kentucky	L, 69-70
01/21/80	at Chattanooga	W, 77-76
12/06/80	Vanderbilt	L, 88-89
12/19/80	vs. South Alabama	L, 50-51
01/17/81	at Murray State	L, 72-73
01/22/81	at WKU	L, 76-77
02/12/81	Murray State	W, 75-74

01/08/82	at Mississippi	L, 66-67
02/05/82	at Arkansas	L, 72-73
11/28/86	vs. Northern Kentucky	W, 70-69
03/12/86	at South Carolina	W, 78-77
11/28/87	vs. Mississippi State	W, 57-56
01/16/88	at Youngstown State	W, 74-73
02/18/91	Eastern Kentucky	W, 81-80
12/12/92	Louisville	L, 70-71
03/05/94	vs. Southeast Missouri	W, 71-70
02/12/96	at Southeast Missouri	L, 81-82
02/25/97	at Austin Peay	W, 60-59
11/15/97	Mississippi	L, 60-61
03/01/98	vs. UT-Martin	W, 59-58
02/26/00	UT-Martin	W, 78-77
12/17/01	Kansas State	L, 53-54
01/29/04	at New Mexico State	W, 52-51
03/06/05	at North Texas	W, 59-58
01/12/06	at Arkansas State	W, 66-65
01/19/06	at South Alabama	W, 59-58
01/26/06	Louisiana	W, 69-68
11/19/07	at Houston	W, 69-68
03/06/12	vs. UALR	L, 70-71 (OT)
01/23/16	at Rice	W, 61-60
12/22/16	Georgia Tech	L, 60-61
02/25/18	at Charlotte	W, 54-53
12/01/19	vs. Arizona State	L, 60-61
12/11/21	at Troy	L, 76-77
12/17/21	vs. Southern Illinois	W, 62-61
01/01/22	at UTEP	L, 55-56
02/13/22	at Charlotte	W, 46-45
03/31/22	vs. Seton Hall	L, 76-77
11/7/23	at Mercer	L, 75-76

OVERTIME GAMES

RECORD: 24-27

Date	Opponent	Result
02/28/77	at Union (Tenn.)	L, 90-93
12/15/77	vs. Southern Miss	W, 82-75
01/07/78	at Morehead State	L, 89-94
12/02/78	Chattanooga	L, 59-60
01/22/79	Murray State	W, 87-79
12/14/79	vs. Tennessee Tech	L, 68-71
02/12/80	Chattanooga	L, 57-61
12/18/82	at Eastern Kentucky	W, 72-69
02/04/82	vs. Mississippi State	W, 79-76
02/16/82	Vanderbilt	W, 73-66
01/26/84	Austin Peay	W, 84-76
01/19/85	at Youngstown State	W, 91-81
02/21/85	at Tennessee Tech	L, 86-92
03/12/86	at South Carolina	W, 78-77
12/29/88	at Wagner	L, 75-80
02/10/92	at Morehead State	W, 81-76
02/15/92	Tennessee Tech	L, 92-93
02/11/93	at Tennessee State	W, 105-103 (2OT)
01/15/97	at Furman	L, 86-95 (3OT)
01/18/97	Southeast Missouri	L, 73-74
01/23/97	at Austin Peay	L, 66-70
12/06/97	at UNLV	W, 85-82
01/26/98	at Eastern Kentucky	W, 79-80
11/20/01	at Georgia	L, 72-77
12/09/01	Tennessee Tech	L, 64-68
01/02/02	at Memphis	W, 82-80
01/08/04	Alabama	W, 65-61
02/05/04	WKU	L, 68-70 (2OT)
02/03/05	at WKU	L, 67-71
03/06/05	at North Texas	W, 59-58

02/23/08	at Florida Atlantic	W, 89-84
03/21/08	at Kentucky	L, 66-68
01/17/09	at UALR	W, 67-62
03/09/10	vs. UALR	W, 70-68
01/05/12	at Troy	W, 72-66
03/06/12	vs. UALR	L, 70-71
11/14/12	at Iowa	L, 63-69
11/20/12	at Tennessee Tech	W, 65-59
11/28/12	at Tennessee	L, 81-88
02/10/13	Troy	L, 70-74
01/15/14	Southern Miss	L, 75-77
02/05/15	Southern Miss	L, 65-70
02/21/16	at UAB	W, 77-72
02/23/19	at UAB	L, 72-77
02/29/20	WKU	W, 108-103 (2 OT)
01/28/21	at UAB	W, 81-78
11/26/21	vs. Marquette	L, 55-59
01/15/22	at FIU	L, 54-56
02/26/22	at WKU	L, 93-97
03/28/22	at Toledo	W, 73-71
3/4/23	vs. UTEP	W, 72-68

SEASON OPENERS

RECORD: 29-19

Date	Opponent	Result
12/04/75	Murray State	W, 66-50
11/29/76	Shorter	L, 69-73
11/18/77	Mississippi State	W, 83-70
11/17/78	Kentucky	W, 90-87
11/13/79	at Belmont	W, 73-70
12/01/80	Belmont	W, 77-75
11/23/81	at Lipscomb	W, 95-60
11/26/82	Tennessee State	W, 88-67
11/26/83	at Florida State	L, 67-75
11/23/84	No. 1 Georgia	L, 73-84
11/25/85	vs. No. 23 Oklahoma	L, 75-83
11/28/86	vs. Northern Kentucky	W, 70-69
11/27/87	at Georgia State	W, 101-80
11/29/88	at Chattanooga	W, 78-67
11/24/89	vs. Texas Tech	L, 61-76
11/23/90	vs. UAB	L, 68-76
11/24/91	Georgia State	W, 84-61
12/01/92	at Memphis	W, 83-70
11/28/93	Florida State	W, 66-43
11/27/94	No. 18 Georgia	L, 71-95
11/24/95	No. 20 Mississippi	W, 88-86
11/22/96	at Mississippi	L, 60-94
11/15/97	Mississippi	L, 60-61
11/14/98	Ersine	W, 88-46
11/19/99	UAB	L, 67-70
11/17/00	Tennessee State	W, 90-68
11/16/01	at Tennessee State	W, 77-57
11/25/02	at Tennessee Tech	W, 71-59
11/21/03	Tennessee Tech	W, 65-52
11/12/04	USF	L, 62-70
11/18/05	at Chattanooga	L, 66-76
11/10/06	#1/1 Maryland	L, 76-80
11/10/07	at Old Dominion	L, 68-76
11/15/08	Lafayette	W, 85-47
11/15/09	UCF	W, 78-53
11/14/10	USF	W, 74-60
11/11/11	vs. UNC Wilmington	W, 79-60
11/09/12	Kennesaw State	W, 87-45
11/08/13	No. 4 Tennessee	L, 57-67
11/14/14	Arizona State	L, 67-81
11/13/15	Virginia	L, 66-70



MISCELLANEOUS RECORDS

11/11/16	at Virginia.....	L, 51-63
11/10/17	at Vanderbilt.....	W, 65-54
11/09/18	Vanderbilt	W, 65-58
11/06/19	at East Carolina	W, 68-66
12/06/20	Belmont.....	L, 64-70
11/09/21	East Carolina	W, 70-49
11/7/23	at Mercer	L, 75-76

HOME OPENERS

RECORD: 32-16

Date	Opponent.....	Result
12/04/75	Murray State.....	W, 66-50
11/29/76	Shorter.....	L, 69-73
11/18/77	Mississippi State.....	W, 83-70
11/17/78	Kentucky	W, 90-87
11/26/79	Tennessee	L, 48-63
12/01/80	Belmont.....	W, 77-75
12/05/81	Tennessee State	W, 54-43
11/26/82	Tennessee State	W, 88-67
11/28/83	Belmont.....	W, 87-40
11/23/84	No. 1 Georgia	L, 73-84
12/07/85	Chattanooga	W, 93-68
12/02/86	WKU	L, 71-78
01/02/87	Lipscomb.....	W, 92-68
12/02/88	Mississippi College.....	W, 93-53
11/28/89	Lipscomb.....	W, 95-87
12/06/90	Mississippi State.....	W, 69-49
11/24/91	Georgia State	W, 84-61
12/11/92	Troy	W, 88-65
11/28/93	Florida State.....	W, 66-43
11/27/94	No. 18 Georgia.....	L, 71-95
11/24/95	No. 20 Mississippi	W, 88-86
11/25/96	Memphis.....	L, 65-77
11/15/97	Mississippi.....	L, 60-61
11/14/98	Erskine	W, 88-46
11/19/99	UAB.....	L, 67-70
11/17/00	Tennessee State	W, 90-68
11/20/01	Cincinnati	L, 63-65
12/02/02	ETSU.....	W, 95-70
11/21/03	Tennessee Tech.....	W, 65-52
11/12/04	USF	L, 62-70
11/22/05	Houston	W, 62-35
11/10/06	No. 1 Maryland.....	L, 76-80
11/14/07	Tennessee Tech.....	W, 89-62
11/15/08	Lafayette	W, 85-47
11/15/09	UCF	W, 78-53
11/14/10	USF	W, 74-60
11/17/11	South Dakota State	W, 59-49
11/09/12	Kennesaw State.....	W, 87-45
11/08/13	No. 4 Tennessee	L, 57-67
11/17/14	Miami (Fla).....	W, 53-48
11/13/15	Virginia.....	L, 66-70
11/16/16	Louisville	L, 72-91
11/14/17	Tennessee Tech.....	W, 58-44
11/09/18	Vanderbilt	W, 65-58
11/10/19	Kentucky	L, 52-67
12/06/20	Belmont.....	L, 64-70
11/09/21	East Carolina	W, 70-49
11/16/22	Belmont.....	W, 80-62

STREAKS

WINS

Long..... 27
 Start: 11/29/06 at Tennessee Tech, 68-50
 End: 3/19/07 vs. Marist, 59-73

Long Home 23

Start: 1/17/87 vs. Morehead State, 90-73
 End: 1/8/89 vs. Kentucky, 66-68

Long Home Regular Season 28

Start: 3/5/21 vs. Marshall, 61-54
 Current entering the 2023-24 season...

Long Road..... 11

Start: 11/29/06 at Tennessee Tech, 68-50
 End: 11/10/08 at Old Dominion, 68-76

Long Conference..... 24

Start: 1/12/87 at Austin Peay, 92-68
 End: 2/29/88 at Murray State, 60-82

Long Home Conference..... 46

Start: 1/21/82 vs. Murray State, 90-67
 End: 1/21/89 vs. Eastern Kentucky, 65-84

Long Road Conference..... 15

Start: 1/5/12 at Troy, 72-66 (OT)
 End: 2/16/13 at UALR, 43-51

LOSSES

Long..... 7
 Start: 12/1/89 vs. Eastern Illinois, 68-90
 End: 1/12/90 vs. USF, 79-64

Long Home 7

Start: 1/11/97 vs. Tennessee Tech, 61-71
 End: 2/22/97 vs. UT-Martin, 68-50

Long Road..... 7

Start: 3/17/85 at Western Kentucky, 83-90
 End: 1/18/86 at Morehead State, 74-64

Long Conference..... 5

Start: 1/11/97 vs. Tennessee Tech, 61-71
 End: 1/27/97 at UT-Martin, 76-36

Long Home Conference..... 7

Start: 1/11/97 vs. Tennessee Tech, 61-71
 End: 2/22/97 vs. UT-Martin, 68-50

Long Road Conference..... 6

Start: 2/22/02 at FIU, 55-71
 End: 2/6/03 at North Texas, 70-56

Worst Start..... 0-3 2x (1996-97; 2019-20)
+10 Games..... 2-9 (1989-90)

ALL-TIME BEST STARTS

Game	Record, Season
1.....	1-0, 24x, last 2021-22
2.....	2-0, 17x, last 2021-22
3.....	3-0, 10x, last 2021-22
4.....	4-0, 6x, last 2021-22
5.....	5-0, 4x, last 1995-96
6.....	6-0, 2x, last 1993-94
7.....	7-0, 1988-89
8.....	8-0, 1988-89
9.....	8-1, 3x, last 1995-96
10.....	9-1, 2x, last 1995-96
11.....	10-1, 2x, last 1995-96
12.....	11-1, 2x, last 1995-96
13.....	12-1, 2x, last 1995-96
14.....	13-1, 1995-96
15.....	14-1, 1995-96
16.....	15-1, 1995-96
17.....	16-1, 1995-96
18.....	17-1, 1995-96
19.....	17-2, 3x, last 2022-23
20.....	18-2, 3x, last 2022-23
21.....	18-3, 5x, last 2022-23
22.....	19-3, 3x, last 2006-07
23.....	20-3, 2x, last 2006-07
24.....	21-3, 2x, last 2006-07
25.....	22-3, 2006-07
26.....	23-3, 2006-07
27.....	24-3, 2006-07
28.....	25-3, 2006-07
29.....	26-3, 2006-07
30.....	27-3, 2006-07
31.....	28-3, 2006-07
32.....	29-3, 2006-07
33.....	30-3, 2006-07
34.....	30-4, 2006-07



MISCELLANEOUS RECORDS

MISC. SINGLE SEASON RECORDS

DOUBLE-DIGIT SORING GAMES

	Tot.	Name.....	Season
1.	34	Chrissy Givens.....	2006-07
	34	Amber Holt.....	2007-08
	34	Ebony Rowe.....	2013-14
4.	32	Alysha Clark.....	2008-09
	32	Ebony Rowe.....	2011-12
	32	Ebony Rowe.....	2012-13
	32	Olivia Jones.....	2014-15
	32	Alex Johnson.....	2016-17

DOUBLE-DOUBLES

	Tot.	Name.....	Season
1.	26	Ebony Rowe.....	2013-14
2.	25	Robin Hendrix.....	1980-81
3.	21	Ebony Rowe.....	2012-13
4.	20	Alysha Clark.....	2009-10
5.	18	Jennifer McFall.....	1984-85

30-POINT PLUS GAMES

	Tot.	Name.....	Season
1.	14	Alysha Clark.....	2008-09
2.	13	Alysha Clark.....	2009-10
3.	11	Amber Holt.....	2007-08
4.	9	Tawanya Mucker.....	1987-88
5.	6	Anastasia Hayes.....	2020-21

MISC. CAREER RECORDS

DOUBLE-DIGIT SORING GAMES

	Tot.	Name.....	Season
1.	127	Ebony Rowe.....	2011-14
2.	108	Kim Webb.....	1984-87
3.	102	Patrice Holmes.....	2002-05
4.	100	Jennifer McFall.....	1982-85
	100	Priscilla Robinson.....	1991-94

CONSECUTIVE DOUBLE-DIGIT SORING GAMES

	Tot.	Name.....	Season
1.	60	Tawanya Mucker.....	1986-89
2.	55	Alysha Clark.....	2009-10
3.	40	Ebony Rowe.....	2013-14
4.	36	Kim Webb.....	1984-87
	36	Sherry Tucker.....	1992-95

DOUBLE-DOUBLES

	Tot.	Name.....	Season
1.	79	Ebony Rowe.....	2011-14
2.	38	Priscilla Robinson.....	1991-94
3.	37	Jennifer McFall.....	1982-85
	37	Alysha Clark.....	2009-10
5.	36	Tawanya Mucker.....	1986-89

ATTENDANCE RECORDS

TOP 10 CROWDS

Date	Opponent.....	Attendance
11/25/09	No. 6/5 Tennessee.....	11,802
11/8/13	No. 4/4 Tennessee.....	11,227
11/10/06	No. 1/1 Maryland.....	10,010
12/28/07	No. 8/8 LSU.....	7,858
11/08/18	Vanderbilt.....	7,842
2/18/12	Florida Atlantic.....	7,605
2/23/13	ULM.....	7,026
2/17/08	WKU.....	6,958
11/22/15	Ole Miss.....	6,605
11/09/12	Kennesaw State.....	5,806

* Excluding Education Day Games


TOP 10 CROWDS WITH EDUCATION DAY GAMES

Date	Opponent.....	Attendance
11/25/09	No. 6/5 Tennessee.....	11,802
12/4/19	Lipscomb*.....	11,415
12/17/15	Missouri State*.....	11,411
11/29/18	Georgia State*.....	11,310
12/3/14	Clemson*.....	11,307
12/5/17	Coppin State*.....	11,305
11/8/13	No. 4/4 Tennessee.....	11,227
11/30/16	Ohio*.....	11,222
12/4/12	Austin Peay*.....	10,107
12/12/13	Kennesaw State*.....	10,028



ANNUAL TEAM STATS

Year	TOTAL						REBOUNDS													Pts	Avg.
	FG	FGA	Pct.	3FG	3FGA	Pct.	FT	FTA	Pct.	Off.	Def.	Total	Avg.	PF	A	TO	BLK	STL			
1976-77	875	1861	.470	-	-	-	276	460	.600	-	-	1253	52.2	487	366	531	-	-	2026	84.4	
1977-78	930	2105	.442	-	-	-	336	531	.633	-	-	1489	53.2	508	324	623	-	-	2196	78.4	
1978-79	761	1653	.460	-	-	-	387	633	.611	-	-	1129	43.4	666	284	584	-	-	1909	73.4	
1979-80	896	1886	.475	-	-	-	420	597	.704	-	-	1335	40.4	540	390	642	-	-	2212	67.0	
1980-81	832	1870	.445	-	-	-	511	695	.735	-	-	1332	45.6	587	276	616	52	212	2175	75.0	
1981-82	748	1646	.454	-	-	-	396	614	.645	-	-	1176	47.0	603	290	515	98	245	1892	75.7	
1982-83	949	2067	.459	-	-	-	518	763	.679	-	-	1363	44.0	672	383	502	118	248	2416	77.9	
1983-84	828	1784	.464	-	-	-	470	726	.647	-	-	1228	42.3	583	361	563	116	257	2126	73.3	
1984-85	1040	2065	.504	-	-	-	384	588	.652	-	-	1229	41.0	532	577	536	162	307	2464	82.1	
1985-86	973	2067	.471	-	-	-	420	634	.662	-	-	1275	40.1	715	490	616	132	340	2366	78.9	
1986-87	870	1829	.476	57	121	.471	414	585	.708	369	632	1104	40.9	484	447	420	62	149	2211	81.9	
1987-88	915	1911	.479	97	224	.433	385	587	.656	407	670	1168	39.0	474	541	518	67	244	2312	77.1	
1988-89	803	1711	.469	130	365	.356	400	585	.684	336	620	1036	38.4	431	454	454	31	237	2136	79.1	
1989-90	742	1791	.414	114	303	.376	456	666	.685	385	622	1087	38.8	452	489	532	28	217	2054	73.4	
1990-91	722	1643	.439	103	338	.305	471	655	.719	333	664	1105	39.5	468	485	526	64	191	2013	71.9	
1991-92	828	1845	.449	119	322	.370	480	717	.669	436	645	1138	40.6	447	471	550	46	328	2261	80.7	
1992-93	786	1750	.449	147	445	.330	445	619	.719	356	597	1022	36.5	420	497	438	53	316	2171	77.5	
1993-94	741	1642	.451	144	434	.332	506	719	.704	392	688	1080	38.6	495	496	484	58	303	2132	76.1	
1994-95	743	1746	.426	231	606	.381	501	699	.717	401	711	1112	39.7	506	438	433	48	281	2218	79.2	
1995-96	837	1766	.474	152	449	.339	518	741	.699	429	790	1219	40.6	586	479	569	68	285	2344	78.1	
1996-97	754	1765	.427	120	408	.294	440	634	.694	368	733	1101	36.7	571	453	621	65	317	2068	68.9	
1997-98	766	1818	.421	125	384	.326	453	662	.684	466	687	1153	38.4	599	460	582	103	327	2110	70.3	
1998-99	752	1595	.471	131	352	.372	452	650	.695	361	658	1019	37.7	554	477	594	64	350	2087	77.3	
1999-00	763	1673	.457	131	391	.335	415	594	.699	379	719	1097	37.9	489	505	599	91	296	2072	72.5	
2000-01	770	1700	.453	162	457	.354	503	731	.688	367	777	1144	38.1	525	477	651	56	295	2205	73.5	
2001-02	786	1767	.445	140	462	.303	375	504	.744	387	739	1126	38.8	459	435	570	103	303	2087	72.0	
2002-03	792	1765	.449	137	488	.281	330	465	.710	398	710	1108	36.9	438	405	565	86	316	2051	68.4	
2003-04	813	1764	.461	116	422	.275	402	541	.743	362	772	1134	35.4	436	453	587	93	367	2144	67.0	
2004-05	835	1823	.458	105	372	.282	355	540	.657	392	709	1101	33.4	500	481	607	84	419	2130	64.5	
2005-06	839	1864	.450	180	493	.365	375	543	.691	413	639	1052	33.9	616	414	519	72	369	2233	72.0	
2006-07	997	2204	.452	277	789	.351	421	568	.741	487	655	1142	33.6	659	511	497	62	465	2692	79.2	
2007-08	892	2135	.418	269	832	.323	437	583	.750	488	629	1117	32.9	654	464	464	49	391	2490	73.2	
2008-09	931	1999	.466	296	816	.363	440	587	.750	432	741	1173	34.5	594	549	547	90	379	2598	76.4	
2009-10	911	1982	.460	313	848	.369	371	501	.741	417	696	1113	35.9	591	552	491	74	380	2506	80.8	
2010-11	788	1765	.446	207	603	.343	387	559	.692	423	707	1130	36.5	527	469	591	69	278	2170	70.0	
2011-12	798	1914	.417	224	706	.317	366	609	.601	478	718	1196	36.2	534	462	568	81	341	2186	66.2	
2012-13	812	1795	.411	191	628	.304	399	565	.706	503	793	1296	39.3	520	435	534	96	294	2214	67.1	
2013-14	775	1956	.396	199	716	.278	518	826	.627	535	867	1402	41.2	568	428	496	62	277	2267	66.7	
2014-15	879	2103	.418	255	834	.306	441	713	.619	535	831	1366	40.2	624	515	519	143	360	2454	72.2	
2015-16	798	1882	.424	217	659	.329	483	671	.720	424	795	1219	36.9	652	495	539	95	288	2296	69.5	
2016-17	827	1861	.444	250	687	.364	477	622	.767	347	795	1142	33.6	655	525	511	86	255	2381	70.0	
2017-18	583	1534	.380	212	661	.321	414	581	.713	346	703	1049	33.8	615	334	526	81	240	1792	58.8	
2018-19	804	1849	.435	235	714	.329	361	516	.700	397	780	1177	34.6	640	399	432	92	265	2204	64.8	
2019-20	760	1853	.410	232	745	.311	378	605	.625	385	793	1178	39.3	524	377	459	83	255	2130	71.0	
2020-21	640	1609	.398	232	759	.306	339	514	.660	314	652	966	38.6	417	310	290	77	180	1851	74.0	
2021-22	858	2109	.407	337	1014	.332	342	458	.747	374	887	1261	36.0	627	447	460	135	312	2395	68.4	
2022-23	823	1906	.432	259	821	.315	519	661	.785	363	865	1228	37.2	575	426	396	129	273	2424	73.5	



**MIDDLE
TENNESSEE
WOMEN'S
BASKETBALL**

Program History



ALL-TIME LETTERWINNERS

A

Johnna Abney 2005-08
 Cyndi Ainsworth 1997-99
 Jamila Ajanaku 2009-11
 Kyla Allison 2016-18
 Patricia Allen 1981-83
 Joanne Aluka 1997-98, 2000-02
 Patrice Amos 1976-78
 Susie Anderson 1975-76
 Tammy Andrew 1983-84
 Bonnie Angus 1975-77, 1978-79
 Sharon Armstrong 1975-77

B

Cartia Bailey 2001-04
 Robbie Bailey 1977-78
 Robin Baker 1979-81
 Pat Bandjlich 1980-84
 Latoya Barclay 2004-08
 Angie Bartlett 1985-88
 Jessica Beaty 1993-97
 Lianne Beck 1985-89
 Deborah Bell 1986-89
 Carla Berry 1987-88
 Amanda Bevis 1995-97
 Barbara Biles 1975-77
 Courtney Blakely 2021-2023
 Anastasiia Boldyreva 2021-pres.
 Nancy Bolen 1976-79
 Nikki Bonner 1991-92
 Rellah Boothe 2019-21
 Chanda Bowman 1996-97
 Lakira Boyd 2004-07
 Janay Brinkley 2010-14
 Brandi Brown 2006-10
 Kristi Brown 1989-93
 Sandy Brown 1987-89
 Jonelda Buck 1995-99
 Bama Burrell 1997-99
 Angeliqne Burtts 2007-08

C

Deja Cage 2020-21
 Stephanie Capley 1987-91
 Karen Carter 1976-78
 Linda Carter 1976-78
 Sedonia Carter 1998-00
 Kasey Cartwright 1990-91
 Shanice Cason 2011-15
 Vikki Chandler 1975-76
 Kelly Chastain 1998-01
 Anabel Latorre Ciria 2019-2023
 Alysha Clark 2008-10
 Carden Cobb 2006-07
 Sherry Coker 1975-76
 Ester Coleman 1979-81
 Katie Collier 2015-19
 Kim Collier 1987-88
 Dana Conner 1998-00
 Shy Copney 2013-14
 Yamil Cordero 2002-04
 Maggie Cox 1990-94

D

Chrissy Davenport 1999-01
 Marla Davenport 1986-90
 Jadona Davis 2017-19
 Lisa Davis 1985-86
 Shawniza Davis 1984-86
 Shytoria Davis 2008-09
 Gracie Dodgen 2021-pres.
 China Dow 2013-15

Mykia Dowdell 2018-19
 Pam Duff 1978-79
 Lindi Dye 1979-81

E

Brea Edwards 2014-16
 Lasonja Edwards 2017-19
 Nikki Edwards 1994-96
 Carlita Elder 1995-99
 Icelyn Elie 2009-13
 Courtney Erickson 1979-81
 Julie Eve 1994-96

F

Tiffany Fisher 2001-03
 Patty Floyd 1977-78
 Kay Francis 1996-98
 Kim Francis 1995-96

G

Michelle Galloway 1987-88
 Dana Garrett 2008-10
 Pippa Gipson 1989-91
 Chrissy Givens 2003-07
 Jada Grannum 2020-pres.
 Ciara Gray 2001-05
 Kay Green 1975-77
 Jalynn Gregory 2021-pres.
 Mescha Griffin 1992-94
 Lori Gross 1985-86

H

Becky Hall 1989-90
 Renee Hall 2001-02
 Bobbie Kay Hamilton 1980-84
 Liz Hannah 1976-78
 Latonya Harris 1990-91
 Sherie Harris 1990-92
 Anastasia Hayes 2019-21
 Aislynn Hayes 2019-21
 A'Queen Hayes 2018-19
 Julie Harrison 1987-89
 Robin Hendrix 1980-82
 Kara Hobbs 1993-94, 1995-96
 Shelley Hoffman 1975-78
 Patrice Holmes 2001-05
 Amber Holt 2006-08
 Holly Hoover 1981-84
 Laurie Hopwood 1990-92
 Krystle Horton 2003-07
 Cassandra Howard 1980-81

J

Alice Jackson 1994-97
 Amy Jackson 1985-86
 Michelle Jackson 1992-94
 Ditte Jakobsen 2003-05
 Alex Johnson 2015-19
 Janiece Johnson 2012-14
 Stephanie Johnson 1975-77
 Anna Jones 2017-19
 Kortni Jones 2009-13
 Olivia Jones 2013-16
 Venetia Jones 1981-84
 Jennifer Justice 2001-04
 Lisa Justice 1979-81

K

Eboni Kirby 2001-04
 Susha Kozlova 2019-2021

L

Kate LaMaster 2000-01
 Carol Lance 1975-78
 Anne Marie Lanning 2007-11
 Alice Lawrence 1984-85, 1986-87
 Eva Lemeh 1981-83
 Laken Leonard 2010-14
 Taylor Lewis 2019-21
 Lynn Liggett 1974-76
 Cyndi Lindley/Allen 1981-84, 1986-87
 Sheley Locker 1997-98
 Jess Louro 2015-19
 Jordyn Luffman 2010-11
 Erica Lufkin 1998-00
 Chelsia Lymon 2006-10
 Gabby Lyon 2014-18

M

Jordan Majors 2015-19
 Kseniya Malashka 2021-2023
 Lauren March 2010-14
 Monique Martin 2004-06
 LaCondra Mason 2005-07
 Sharon McClanahan 1975-79
 Keisha McClinic 2000-04
 Jessica McClure 1998-02
 Cathy McDonald 1984-86
 Lee McDonald 1986-87
 Molly McFadden 2008-12
 Jennifer McFall 1981-85
 Sherry McKinney 1977-78
 Shayla Middlebrooks 2016-17
 Rhonda Miller 1980-81
 Cindy Moore 1978-79
 Julie Morrison 1989-93
 Tawanya Mucker 1985-89
 Angie Mullins 1989-90
 Stephanie Myers 2011-13

N

Courtney Neeley 1995-99
 Sharon Nevils 1984-86
 Daphne Newsom 1980-83
 Libby Newton 1988-90
 Sara Nuxol 2004-05

O

Starr Orr 2004-08

P

Cheyenne Parker 2014-15
 Angie Parkinson 1993-94
 Mia Parviainen 1999-03
 Melanie Patchen 1992-96
 Paula Penttila 1999-03
 Nicole Perkins 1997-01
 Linda Perry 1978-79
 Ty Petty 2013-17
 Jackie Pickel 2006-10
 Brittany Pittman 2005-06
 Celisa Polk 1978-80
 TiAnna Porter 2013-16
 Ilena Portik 1978-80
 Heather Prater 1992-96

Q

Emily Queen 2007-11

R

Dymon Raynor 2009-13
 Rebecca Reuter 2014-18
 Kathy Riley 1976-79

Priscilla Robinson 1990-94
 Janet Ross 1983-87
 Denise Rousseau 1975-76
 Ebony Rowe 2010-14

S

Dor Saar 2021-22
 Maria Salas 1981-85
 Charity Savage 2016-20
 Mackenzie Sells 2012-15
 Jessica Schlueter 2001-03
 Ta'Mia Scott 2022-pres.
 Tammy Scott 1983-84
 Christy Scruggs 1986-90
 Debbie Shipley 1978-79
 Sharon Sliger 1975-76
 Michelle Simmons 2000-01
 Abbey Sissom 2014-18
 Tricia Sisson 1989-93
 Trena Smiley 1980-82
 Mary Smith 1990-91
 Sherry Smith 1979-83
 Tanika Smith 1995-98
 Natalie Sneed 1994-98
 KeKe Stewart 2010-14
 Tina Stewart 2008-11
 Tia Stovall 2002-06
 Taylor Sutton 2018-20

T

Whitney Tate 2006-07
 Jennifer Taylor 1979-80
 Trella Thomas 1992-96
 Jamie Thomatis 1998-02
 Sally Thornton 1979-80
 Sherry Tucker 1991-95
 Kiya Turner 2019-20

U

Kim Upchurch 1981-83

W

Thelisa Wade 1988-89
 Sheila Ware 1989-90
 Caroline Warden 2012-16
 Michelle Wayman 1990-91
 Jenne Webb 2003-05
 Kim Webb 1983-87
 Christy Weldon 1993-95
 Savannah Wheeler 2022-pres.
 Courtney Whitson 2019-pres.
 Alexis Whittington 2018-2023
 Amanda Whittington 2018-22
 Kay Willbanks 1983-87
 Caya Williams 2013-15
 Cherrita Williams 1991-93
 Gail Wilson 1975-76
 Debra Winfree 1979-81
 LaShonda Winfree 1998-00
 Clarissa Woodard 1993-94
 Josephine Wright 1978-80
 Shana Wright 1988-92

Z

Jan Zitney 1975-78

ALL-TIME JERSEY NUMBERS

0

Julie Eve
Ciara Gray
Sifa Ineza
Alex Johnson
Chelsia Lymon
Julie Morrison
LaShonda Winfree

1

Courtney Blakely
Janay Brinkley
Anastasia Hayes
A'Queen Hayes
Amber Holt
Monique Martin

2

Johnna Abney
Anastasiia Boldyreva
Janay Brinkley
Kasey Cartwright
Hannah Preservati
Taylor Sutton
Jenne Webb

3

Kyla Allison
Gracie Dodgen
Kate LaMaster
Taylor Lewis
Erica Lufkin
Monique Martin
LaCondra Mason
Ty Petty
Abbey Sissom
Emily Queen

4

Gracie Dodgen
Krystle Horton
Savannah Wheeler
Debra Winfree

5

Shanice Cason
Kseniya Malashka
Keisha McClinic
Abbey Sissom
Natalie Sneed
Kiya Turner

9

Dora Van Rijs

10

Deborah Bell
Teneka "Bama" Burrell
Linda Carter
Kim Collier
Yamil Cordero
Jalynn Gregory
Bobby Kay Hamilton
Shayla Middlebrooks
Sara Nuxol
Paula Penttila
Ileana Portik
Mackenzie Sells

Gail Wilson
Shana Wright

11

Jamila Ajanaku
Anabel Latorre Ciria
Jadona Davis
Aislynn Hayes
Ditte Jakobsen
Jess Louro
Jessica McClure
Cheyenne Parker
Whitney Tate
Gail Wilson

12

Deborah Bell
Sherry Coker
Lisa Davis
Brea Edwards
Julie Eve
Jada Grannum
Mescha Griffin
Gracie Hamby
Jennifer Justice
Jess Louro
Cortney Neeley
Starr Orr
Maria Salas
Cherrita Williams

13

Sharon Armstrong
Karyn Crabtree
Icelyn Elie
Jordan Majors
Mia Parviainen
Celisa Polk
Tricia Sisson

14

Latoya Barclay
Katie Collier
Laurie Hopwood
Libby Newton
Dymon Raynor
Sherry Smith

15

Kelly Chastain
Anabel Latorre Ciria
Carden Cobb
Carlita Elder
Mescha Griffin
Anna Jones
Lynn Liggett
Janet Ross
Dor Saar
Ta'Mia Scott
Natalie Sneed

20

Jonelda Buck
Lori Gross
Ty Petty
Tina Stewart

21

Carla Berry
Brandi Brown
Kristi Brown
Lasonja Edwards
Kara Hobbs
Ebony Rowe
Tanika Smith
Tia Stovall

22

Pat Bandjlich
Lianne Beck
Alysha Clark
Tiffany Fisher
Chrissy Givens
Jada Grannum
Sharon McClanahan
Angie Mullins
Nicole Perkins
Rebecca Reuter
Christy Weldon

23

Abby Andrews
Angelique Burtts
Sedonia Carter
Jada Harrison
Patrice Holmes
Gabby Lyon
Lauren March
Michelle Simmons
Trella Thomas
Michelle Wayman
Alexis Whittington

24

Cartia Bailey
China Dow
Kay Francis
Kim Francis
Kortni Jones
Cathy McDonald
Rebecca Reuter
Christy Scruggs
Sherry Tucker
Alice Wallace
Amanda Whittington

25

Jonelda Buck
Pam Duff
Lindi Dye
Liz Hannah
Daphne Newsom
Kim Webb

30

Robbie Bailey
Rellah Boothe
Sandy Brown
Carlita Elder
Amy Jackson
Stephanie Johnson
Anne Marie Lanning
Rhonda Miller
Linda Perry
Priscilla Robinson

Janet Ross
Sherry Smith
Caya Williams

31

Zahira Arizmendi Rubio

Lakira Boyd
Deka Cage
TiAnna Porter

32

Angie Bartlett
Dana Garrett
Kay Greene
Robin Hendrix
Alice Jackson
Michelle Jackson
Ebony Kirby
Susha Kozlova
Alice Lawrence
Jordyn Luffman
Debbie Shipley
Trena Smiley
Caroline Warden

33

Patricia Allen
Robin Baker
Jessica Beaty
Nikki Bonner
Stephanie Myers
Kathy Riley
Sharon Sliger
Courtney Whitson
Kay Willbanks

34

Ester Coleman
Mykia Dowdell
Renee Hall
Shelly Hoffman
Olivia Jones
Stephanie Myers
Heather Prater
Lanae Riley
Kim Upchurch

35

Vikki Chandley
Jamie Thomatis
Charity Savage

40

Tammy Andrews
Barbara Biles
Shytoria Davis
Nikki Edwards
Michelle Galloway
Becky Hall
LaTonya Harris
Cassandra Howard
Eva Lemeh
Meioshe Mason
Sherry McKinney
Sharon Nevils

41

Nancy Bolen
Pippa Gipson

Venetia Jones
Tawanya Mucker
Daphne Newsom
Christy Weldon

42

Patrice Amos
Susie Anderson
Stephanie Capley
Dana Conner

Stanislava Kabernick

Jennifer McFall
Jessica Schlueter
KeKe Stewart

43

Carol Lance
Cyndi Lindley
Kara Meadows
Cindy Moore
Brittany Pittman
Christy Scruggs
Clarissa Woodard

44

Bonnie Angus
Chanda Bowman
Shy Copney
Maggie Cox
Chrissy Davenport
Marla Davenport
Shawniza Davis
Patty Floyd
Holly Hoover
Molly McFadden

45

Sherie Harris
Denise Rousseau

50

Cyndi Ainsworth
Julie Harrison
Janiece Johnson
Angie Parkinson
KeKe Stewart
Jan Zitney

52

Joanne Aluka
Amanda Bevis
Courtney Erickson
Robin Hendrix
Laken Leonard

55

Karen Carter
Iullia Grabovskaia
Melanie Patchen



AWARDS & HONORS

ASSOCIATED PRESS ALL-AMERICAN

SECOND TEAM

Chrissy Givens.....2006-07
Alysha Clark.....2008-09; 09-10

THIRD TEAM

Amber Holt.....2007-08

HONORABLE MENTION

Ebony Rowe.....2012-13; 13-14

CBSSPORTS.COM ALL-AMERICAN

FIRST TEAM

Amber Holt.....2007-08

SECOND TEAM

Alysha Clark.....2008-09

WBCA ALL-AMERICAN

HONORABLE MENTION

Amber Holt.....2007-08
Alysha Clark.....2008-09; 09-10
Ebony Rowe.....2012-13; 13-14
Anastasia Hayes.....2020-21

USBWA ALL-AMERICAN

Chrissy Givens.....2006-07
Amber Holt.....2007-08
Alysha Clark.....2009-10

FULL COURT ALL-AMERICAN

HONORABLE MENTION

Ebony Rowe.....2013-14

FULL COURT MID-MAJOR POY

Ebony Rowe.....2013-14

FULL COURT FRESHMAN ALL-AMERICAN

Ebony Rowe.....2010-11

HER HOOPS STATS FRESHMAN ALL-AMERICAN

Aislynn Hayes.....2019-20

CSM HIGH-MAJOR ALL-AMERICAN

Ebony Rowe.....2013-14
Olivia Jones.....2014-15

CSM HIGH-MAJOR PLAYER OF THE YEAR

Ebony Rowe.....2013-14
Olivia Jones.....2014-15

CSM MID-MAJOR PLAYER OF THE YEAR

Ebony Rowe.....2012-13

COSIDA ACADEMIC ALL-AMERICAN

FIRST TEAM

Lianne Beck.....1987-88
Chrissy Givens.....2005-06; 06-07

SECOND TEAM

Brandi Brown.....2009-10
Ebony Rowe.....2013-14

THIRD TEAM

Alysha Clark.....2009-10

COSIDA ACADEMIC ALL-AMERICAN OF THE YEAR

Chrissy Givens.....2006-07

COSIDA ACADEMIC ALL-DISTRICT

FIRST TEAM

Chrissy Givens.....2005-06; 06-07
Brandi Brown.....2009-10
Alysha Clark.....2009-10
Ebony Rowe.....2013-14

SECOND TEAM

Heather Prater.....1995-96
Krystle Horton.....2004-05; 05-06
Brandi Brown.....2008-09

THIRD TEAM

Brandi Brown.....2007-08

LOWE'S SENIOR CLASS AWARD FINALIST

Alysha Clark.....2009-10

AT&T LONG DISTANCE AWARD

Heather Prater.....1994-95

HALL OF FAME EDWARD A. STEITZ AWARD

Heather Prater.....1994-95

ARTHUR ASHE SPORTS SCHOLAR

Ebony Rowe.....2012-13; 13-14

FEMALE ATHLETE OF THE YEAR

CONFERENCE USA

Ebony Rowe.....2013-14
Anastasia Hayes.....2020-21

PLAYERS OF THE YEAR

CONFERENCE USA

Ebony Rowe.....2013-14
Anastasia Hayes.....2020-21

SUN BELT CONFERENCE

Chrissy Givens.....2005-06; 06-07
Alysha Clark.....2008-09; 09-10

OHIO VALLEY CONFERENCE

Jennifer McFall.....1984-85
Kim Webb.....1985-86
Tawanya Mucker.....1988-89
Priscilla Robinson.....1991-92

TENNESSEE SPORTS WRITERS ASSOCIATION

Brea Edwards.....2015-16

TENNESSEE SPORTS HOF

AMATEUR ATHLETE

Ebony Rowe.....2013-14
Anastasia Hayes.....2020-21

NEWCOMERS OF THE YEAR

CONFERENCE USA

A'Queen Hayes.....2018-19
Aislynn Hayes.....2019-20

SUN BELT CONFERENCE

Amber Holt.....2006-07
Alysha Clark.....2008-09

FRESHMAN OF THE YEAR

CONFERENCE USA

Olivia Jones.....2013-14
Alex Johnson.....2015-16
Taylor Sutton.....2018-19
Aislynn Hayes.....2019-20

SUN BELT CONFERENCE

Patrice Holmes.....2001-02
Ebony Rowe.....2010-11

OHIO VALLEY CONFERENCE

Priscilla Robinson.....1990-91
Jonelda Buck.....1995-96
Joanne Aluka.....1997-98

DEFENSIVE PLAYER OF THE YEAR

SUN BELT CONFERENCE

Patrice Holmes.....2002-03; 04-05
Keisha McClinic.....2003-04
Chrissy Givens.....2005-06; 06-07
Amber Holt.....2007-08
Chelsia Lymon.....2009-09
Jackie Pickel.....2009-10

SIXTH PLAYER OF THE YEAR

CONFERENCE USA

Gabby Lyon.....2016-17
Kseniya Malashka.....2021-22; 22-23

COACH OF THE YEAR

CONFERENCE USA

Rick Insell.....2022-23

SUN BELT CONFERENCE

Rick Insell.....2006-07
Rick Insell.....2008-09
Rick Insell.....2011-12

OHIO VALLEY CONFERENCE

Larry Joe Inman.....1979-80
Larry Joe Inman.....1982-83
Larry Joe Inman.....1984-85

Lewis Bivens.....1987-88

FIRST TEAM

CONFERENCE USA

Ebony Rowe.....2013-14
Olivia Jones.....2014-15
Brea Edwards.....2015-16
Alex Johnson.....2016-17
Ty Petty.....2016-17
A'Queen Hayes.....2018-19
Anastasia Hayes.....2019-20; 20-21
Savannah Wheeler.....2022-23
Courtney Whitson.....2022-23

SUN BELT CONFERENCE

Jamie Thomatis.....2000-01; 01-02
Patrice Holmes.....2001-02; 02-03; 03-04; 04-05
Krystle Horton.....2003-04
Chrissy Givens.....2005-06; 06-07
Amber Holt.....2006-07; 07-08
Kortni Jones.....2011-12
Alysha Clark.....2008-09; 09-10
Brandi Brown.....2009-10
Anne Marie Lanning.....2010-11
Ebony Rowe.....2010-11; 11-12; 12-13
Kortni Jones.....2012-13

OHIO VALLEY CONFERENCE

Sharon McClanahan.....1978-79
Ester Coleman.....1979-80; 80-81
Robin Hendrix.....1980-81
Jennifer McFall.....1981-82; 82-83; 83-84; 84-85
Kim Webb.....1985-87
Kay Willbanks.....1985-86
Tawanya Mucker.....1987-88; 88-89
Priscilla Robinson.....1990-91; 92-93; 93-94
Sherry Tucker.....1994-95
Heather Prater.....1995-96
Jamie Thomatis.....1999-00

SECOND TEAM

CONFERENCE USA

Ty Petty.....2015-16
Alex Johnson.....2017-18; 18-19
Charity Savage.....2019-20
Aislynn Hayes.....2020-21
Kseniya Malashka.....2021-22
Dor Saar.....2021-22
Courtney Whitson.....2021-22
Jalynn Gregory.....2022-23

SUN BELT CONFERENCE

Jackie Pickel.....2009-10
Icelyn Elie.....2012-13

OHIO VALLEY CONFERENCE

Holly Hoover.....1981-82; 83-83; 83-84
Eva Lemeh.....1982-83
Kim Webb.....1983-84
Alice Lawrence.....1986-87
Janet Ross.....1986-87
Sandy Brown.....1988-89
Stephanie Capley.....1989-90
Heather Prater.....1994-95
Jonelda Buck.....1995-96
Bama Burrell.....1998-99

THIRD TEAM

SUN BELT CONFERENCE

Krystle Horton.....2005-06; 06-07
Tia Stovall.....2005-06
Brandi Brown.....2008-09
Chelsia Lymon.....2008-09

HONORABLE MENTION

SUN BELT CONFERENCE

Tia Stovall.....2004-05
Krystle Horton.....2004-05

OHIO VALLEY CONFERENCE

Stephanie Capley.....1990-91

Michelle Jackson.....1992-93
Jessica Beaty.....1996-97
Jonelda Buck.....1996-97
Bama Burrell.....1997-98
Cortney Neeley.....1997-98
Jamie Thomatis.....1998-99
Joanne Aluka.....1999-00

ALL DEFENSIVE TEAM

CONFERENCE USA

Ebony Rowe.....2013-14
Abbey Sissom.....2016-17
Alexis Whittington.....2021-22

ALL FRESHMAN

CONFERENCE USA

Olivia Jones.....2013-14
Alex Johnson.....2015-16
Anna Jones.....2017-18
Taylor Sutton.....2018-19
Aislynn Hayes.....2019-20
Anastasiia Boldyreva.....2021-22
Jalynn Gregory.....2021-22

OHIO VALLEY CONFERENCE

Ileana Portik.....1978-79
Ester Coleman.....1979-80
Lisa Justice.....1979-80
Sherry Smith.....1979-80
Cassandra Howard.....1980-81
Jennifer McFall.....1981-82
Kim Webb.....1983-84
Kay Willbanks.....1983-84
Alice Lawrence.....1984-85
Tawanya Mucker.....1985-86
Julie Morrison.....1989-90
Kristi Brown.....1989-90
Priscilla Robinson.....1990-91
Sherry Tucker.....1991-92
Jessica Beaty.....1993-94
Natalie Sneed.....1994-95
Jonelda Buck.....1995-96
Cortney Neeley.....1995-96
Chanda Bowman.....1996-97
Joanne Aluka.....1997-98
Kelly Chastain.....1997-98
Jamie Thomatis.....1998-99

CONFERENCE TOURNEY MVPs

CONFERENCE USA

Ebony Rowe.....2013-14
Ty Petty.....2015-16
Anastasia Hayes.....2020-21

SUN BELT CONFERENCE

Patrice Holmes.....2003-04; 04-05
Chrissy Givens.....2005-06; 06-07
Alysha Clark.....2008-09; 09-10
Kortni Jones.....2012-13

OHIO VALLEY CONFERENCE

Holly Hoover.....1982-83
Jennifer McFall.....1983-84
Kim Webb.....1984-85; 85-86
Bama Burrell.....1997-98

ALL TOURNAMENT

CONFERENCE USA

Olivia Jones.....2013-14
Ebony Rowe.....2013-14
Brea Edwards.....2015-16
Alex Johnson.....2015-16
Ty Petty.....2015-16
A'Queen Hayes.....2018-19
Alex Johnson.....2018-19
Anastasia Hayes.....2020-21
Courtney Whitson.....2020-21

SUN BELT CONFERENCE

Jamie Thomatis.....2001-02
Patrice Holmes.....2002-03; 03-04; 04-05



AWARDS & HONORS

Tia Stovall	2002-03; 03-04; 04-05; 05-06
Krystle Horton	2003-04, 06-07
Chrissy Givens	2004-05; 05-06; 06-07
Amber Holt	2006-07; 07-08
Brandi Brown	2008-09
Alysha Clark	2008-09; 09-10
Chelsia Lymon	2008-09
Anne Marie Lanning	2009-10
Icelyn Elie	2011-12
Kortni Jones	2011-12; 12-13
Ebony Rowe	2011-12; 12-13

OHIO VALLEY CONFERENCE

Sharon McClanahan	1978-79
Holly Hoover	1982-83
Eva Lemeh	1982-83
Jennifer McFall	1982-83; 83-84; 84-85
Kim Webb	1983-84; 84-85; 86-86; 86-87
Kay Willbanks	1984-85; 85-86
Tawanya Mucker	1985-86, 87-88; 88-89
Janet Ross	1986-87
Sandy Brown	1987-8
Stephanie Capley	1989-90, 90-91
Priscilla Robinson	1990-91, 92-93; 93-94
Sherry Tucker	1991-92, 93-94
Michelle Jackson	1992-93
Jonelda Buck	1995-96
Carlita Elder	1995-96, 97-98
Bama Burrell	1997-98

PLAYERS OF THE WEEK

USBWA NATIONAL

PLAYER OF THE WEEK

Ty Petty	1/3/17
Brea Edwards	2/2/16
Cheyenne Parker	1/27/15

NCAA.COM NATIONAL

PLAYER OF THE WEEK

Ebony Rowe	12/3/13
Cheyenne Parker	1/25/15
Brea Edwards	12/9/15
Brea Edwards	2/3/16
Ty Petty	1/4/17
Abbey Sissom	3/1/17
Alex Johnson	11/14/18
Anastasia Hayes	12/23/20
Anastasia Hayes	2/3/20
Kseniya Malashka	2/2/22

CSM HIGH-MAJOR NATIONAL

PLAYER OF THE WEEK

Ebony Rowe	12/1/13
Olivia Jones	1/11/15
Cheyenne Parker	2/1/15
Brea Edwards	2/14/16
Alex Johnson	1/22/17
Charity Savage	12/30/19
Anastasia Hayes	3/2/20
Anastasia Hayes	12/21/20
Anastasia Hayes	1/4/21
Anastasia Hayes	2/2/21

CSM MID-MAJOR NATIONAL

PLAYER OF THE WEEK

Ebony Rowe	1/1/12
------------	--------

CSM HIGH-MAJOR C-USA

PLAYER OF THE WEEK

Ebony Rowe	12/1/13
Ebony Rowe	12/22/13
KeKe Stewart	1/12/14
Olivia Jones	12/28/14
Olivia Jones	1/11/15
Cheyenne Parker	1/25/15
Cheyenne Parker	2/1/15
Brea Edwards	12/6/15
Brea Edwards	12/20/15
Brea Edwards	2/14/16
Alex Johnson	1/22/17
Ty Petty	2/12/17

Alex Johnson	11/12/18
A'Queen Hayes	1/7/09
Charity Savage	12/30/19
Anastasia Hayes	3/2/20
Anastasia Hayes	1/3/21
Anastasia Hayes	1/31/21

CSM MID-MAJOR C-USA

PLAYER OF THE WEEK

Ebony Rowe	12/25/11
Ebony Rowe	1/1/12
Ebony Rowe	1/22/12
Ebony Rowe	2/5/12
Ebony Rowe	2/12/12
Ebony Rowe	3/3/12
Ebony Rowe	11/11/12
Ebony Rowe	1/6/13
Ebony Rowe	1/13/13
Ebony Rowe	3/3/13

TENNESSEE SPORTS WRITERS

ASSOCIATION

Ebony Rowe	11/12/13
Ebony Rowe	12/11/13
Ebony Rowe	1/3/13
Ebony Rowe	1/14/13
Ebony Rowe	1/22/13
Ebony Rowe	1/29/13
Ebony Rowe	3/4/13
Ebony Rowe	12/3/13
Ebony Rowe	12/10/13
Ebony Rowe	12/23/13
Ebony Rowe	1/1/14
KeKe Stewart	1/14/14
Ebony Rowe	1/28/14
Ebony Rowe	2/18/14
Cheyenne Parker	1/26/15
Cheyenne Parker	2/2/15
Brea Edwards	2/2/16
Brea Edwards	2/17/16
Ty Petty	1/2/17
Alex Johnson	1/24/17
Ty Petty	2/14/17
Anastasia Hayes	12/3/19
Charity Savage	11/26/19
Aislynn Hayes	2/4/20
Anastasia Hayes	2/11/20
Anastasia Hayes	12/15/20
Anastasia Hayes	1/5/21
Anastasia Hayes	2/2/21

CONFERENCE USA

Ebony Rowe	12/2/13
Ebony Rowe	1/6/14
Ebony Rowe	2/17/14
Olivia Jones	12/8/14
Olivia Jones	12/29/14
Cheyenne Parker	1/26/15
Cheyenne Parker	2/2/15
Brea Edwards	12/7/15
Brea Edwards	12/21/15
Brea Edwards	1/1/16
Brea Edwards	2/15/16
Ty Petty	1/2/17
Alex Johnson	1/23/17
Ty Petty	2/13/17
Alex Johnson	11/12/18
A'Queen Hayes	12/31/18
A'Queen Hayes	1/14/19
Anastasia Hayes	11/11/19
Charity Savage	12/30/19
Anastasia Hayes	1/13/20
Anastasia Hayes	3/2/20
Charity Savage	3/8/20
Anastasia Hayes	12/14/20
Anastasia Hayes	12/21/20
Anastasia Hayes	1/4/21
Anastasia Hayes	1/25/21
Anastasia Hayes	2/1/21
Kseniya Malashka	1/10/22
Kseniya Malashka	1/31/22

Savannah Wheeler	12/5/22
Kseniya Malashka	1/2/23
Savannah Wheeler	1/23/23
Savannah Wheeler	2/13/23

SUN BELT CONFERENCE

Jamie Thomatis	12/18/00
Jamie Thomatis	2/5/01
Jamie Thomatis	2/26/01
Jamie Thomatis	12/4/01
Patrice Holmes	1/13/03
Patrice Holmes	2/10/03
Patrice Holmes	11/25/03
Patrice Holmes	12/8/03
Krystle Horton	2/9/04
Krystle Horton	12/28/04
Tia Stovall	3/1/05
Chrissy Givens	12/6/06
Chrissy Givens	1/10/06
Chrissy Givens	2/23/06
Amber Holt	11/14/06
Chrissy Givens	11/21/06
Chrissy Givens	12/12/06
Chrissy Givens	1/22/07
Amber Holt	2/5/07
Amber Holt	11/20/07
Amber Holt	12/18/07
Amber Holt	1/7/08
Amber Holt	1/28/08
Amber Holt	2/18/08
Alysha Clark	11/25/08
Alysha Clark	2/2/08
Alysha Clark	1/19/09
Alysha Clark	2/2/09
Alysha Clark	2/16/09
Alysha Clark	3/2/09
Alysha Clark	11/17/09
Alysha Clark	12/15/09
Alysha Clark	12/22/09
Alysha Clark	1/18/10
Alysha Clark	2/22/10
Alysha Clark	3/1/10
Ebony Rowe	11/16/10
Ebony Rowe	12/14/10
Ebony Rowe	1/4/11
Icelyn Elie	2/7/11
Ebony Rowe	2/14/11
Ebony Rowe	12/13/11
Ebony Rowe	1/2/12
Ebony Rowe	1/23/12
Ebony Rowe	2/27/12
Ebony Rowe	11/12/12
Ebony Rowe	12/11/12
Ebony Rowe	1/14/13

OHIO VALLEY CONFERENCE

Ester Coleman	1/7/80
Robin Hendrix	1/12/81
Robin Hendrix	1/26/81
Jennifer McFall	12/14/81
Jennifer McFall	2/22/82
Holly Hoover	12/21/82
Holly Hoover	1/24/83
Holly Hoover	1/31/83
Holly Hoover	2/21/81
Kim Webb	1/9/84
Kay Willbanks	2/13/84
Kay Willbanks	1/16/85
Jennifer McFall	1/30/85
Kim Webb	1/13/85
Jennifer McFall/Kim Webb	2/20/85
Kay Willbanks	2/11/86
Kim Webb	1/5/87
Kim Webb	1/27/87
Kim Webb	2/24/87
Tawanya Mucker	1/12/88
Tawanya Mucker	1/26/88
Tawanya Mucker	2/16/88
Tawanya Mucker	1/3/89
Tawanya Mucker	1/17/89
Tawanya Mucker	2/13/89

Priscilla Robinson	1/15/91
Priscilla Robinson	12/23/91
Priscilla Robinson	1/21/92
Heather Prater	12/22/92
Cherrita Williams	1/4/93
Priscilla Robinson	2/29/93
Sherry Tucker	12/14/93
Priscilla Robinson	1/31/94
Maggie Cox	2/7/94
Jessica Beaty	12/12/94
Heather Prater	1/2/95
Heather Prater	2/13/95
Sherry Tucker	2/27/95
Jessica Beaty	12/18/95
Jonelda Buck	1/15/96
Cortney Neeley	2/10/97
Bama Burrell	12/8/97
Jamie Thomatis	2/14/00
Jamie Thomatis	2/28/00

FRESHMEN OF THE WEEK

USBWA NATIONAL

FRESHMAN OF THE WEEK

Anna Jones	1/30/18
Taylor Sutton	12/11/19
Aislynn Hayes	11/26/19
Aislynn Hayes	12/31/19
Aislynn Hayes	2/4/20

CONFERENCE USA

Olivia Jones	1/20/14
Olivia Jones	2/17/14
Alex Johnson	11/30/15
Alex Johnson	12/7/15
Alex Johnson	1/11/16
Alex Johnson	1/25/16
Alex Johnson	2/22/16
Anna Jones	1/13/18
Anna Jones	1/29/18
Taylor Sutton	11/26/18
Taylor Sutton	12/10/18
Taylor Sutton	1/14/19
Taylor Sutton	1/21/19
Aislynn Hayes	11/25/19
Aislynn Hayes	12/23/19
Aislynn Hayes	12/30/19
Courtney Whitson	1/20/20
Aislynn Hayes	2/3/20
Aislynn Hayes	2/10/20
Aislynn Hayes	2/24/20
Aislynn Hayes	2/27/20
Jalynn Gregory	12/6/21
Jalynn Gregory	12/20/21
Anastasia Boldyreva	1/31/22
Anastasia Boldyreva	2/14/22

OHIO VALLEY CONFERENCE

Ester Coleman	1/21/80
Ester Coleman	2/4/80
Lisa Justice	2/25/80
Jennifer McFall	1/11/82
Jennifer McFall	2/8/82
Jennifer McFall	2/15/82
Kim Webb	1/23/84
Kim Webb	2/27/84
Alice Lawrence	1/9/85
Alice Lawrence	1/16/85
Alice Lawrence	1/23/85
Lori Gross	12/17/85
Tawanya Mucker	2/25/86
Pippa Gibson	12/11/89
Becky Hall	1/30/90
Pippa Gibson	2/20/90
Priscilla Robinson	12/10/90
Priscilla Robinson	1/22/91
Priscilla Robinson	2/12/91
Priscilla Robinson	2/19/91
Priscilla Robinson	2/26/91
Sherry Tucker	1/28/92
Sherry Tucker	2/18/92
Jessica Beaty	1/10/94



AWARDS & HONORS

Jonelda Buck	12/4/95
Jonelda Buck	12/18/95
Jonelda Buck	1/8/96
Carlita Elder	1/21/96
Cortney Neeley	2/19/96
Joanne Aluka	12/1/97
Kelly Chastain	1/5/98
Joanne Aluka/Kelly Chastain	2/9/98
Erica Lufkin	11/23/98
Jamie Thomatis	12/14/98
Jamie Thomatis	1/11/99
Jessica McClure	1/18/99
Jamie Thomatis	12/14/98
Jamie Thomatis	2/22/99
Mia Parviainen	12/6/99

NEWCOMER OF THE WEEK OHIO VALLEY CONFERENCE

Julie Morrison	2/27/90
Nikki Bonner	12/9/91
Nikki Bonner	1/14/92
Nikki Bonner	2/11/92
Michelle Jackson	1/11/93
Michelle Jackson	2/24/97
Tanika Smith	2/24/97
Chrissy Davenport	12/13/99
Cyndi Ainsowrth	1/26/99
Bama Burrell	2/9/98
Bama Burrell	2/16/98

ACADEMICS

WBCA GOOD WORKS TEAM NOMINEE

Janiece Johnson	2013-14
Shanice Cason	2014-15
Caroline Warden	2015-16

NCAA POSTGRADUATE

ETHNIC & MINORITY SCHOLARSHIP

Janay Brinkley	2013-14
----------------	---------

JIM CASTAÑEDA POSTGRADUATE SCHOLARSHIP

Laken Leonard	2013-14
---------------	---------

SUN BELT POSTGRADUATE SCHOLARSHIP

Brandi Brown	2008-09
--------------	---------

SUN BELT LEADERSHIP TEAM

Ebony Rowe	2012-13
------------	---------

SUN BELT SPORTSMANSHIP AWARD

Kelly Chastain	2000-01
----------------	---------

OVC ACADEMIC MEDAL OF HONOR

Lianne Beck	1987-88
Cyndi Ainsworth	1997-98

CUSA COMMISSIONER'S ACADEMIC MEDAL (3.75+ GPA)

Laken Leonard	2013-14
Mackenzie Sells	2013-14; 14-15
Hannah Preservati	2014-15
Abbey Sissom	2014-15; 15-16
Alex Johnson	2015-16
Jess Louro	2015-16
Jordan Majors	2015-16
Charity Savage	2016-17
Anna Jones	2017-18
Kara Meadows	2017-18
Mykia Dowdell	2018-19
Amanda Whittington	2018-19; 19-20; 20-21
Courtney Whitson	2019-20; 20-21
Susha Kozlova	2020-21
Dor Saar	2021-22
Amanda Whittington	2021-22
Gracie Dodgen	2022-23
Lanae Riley	2022-23
Ta'Mia Scott	2022-23

CUSA COMMISSIONER'S HONOR ROLL (3.25+ GPA)

Janay Brinkley	2013-14
Laken Leonard	2013-14
Lauren March	2013-14
TiAnna Porter	2013-14; 14-15; 15-16
Ebony Rowe	2013-14
MacKenzie Sells	2013-14
KeKe Stewart	2013-14
Rebecca Reuter	2014-15; 15-16; 16-17; 17-18
Caroline Warden	2014-15
Alex Johnson	2015-16; 16-17; 17-18; 18-19
Jess Louro	2015-16; 17-18; 18-19
Jordan Majors	2015-16; 16-17; 17-18; 18-19
Abbey Sissom	2014-15; 15-16; 16-17; 17-18
Charity Savage	2016-17; 17-18; 18-19; 19-20
Anna Jones	2017-18; 18-19
Kara Meadows	2017-18
Jadona Davis	2017-18
Gabby Lyon	2017-18
Taylor Sutton	2018-19; 19-20
Alexis Whittington	2018-19; 19-20
Amanda Whittington	2018-19; 19-20; 20-21; 22-23
Rellah Boothe	2019-20
Kiya Turner	2019-20
Courtney Whitson	2019-20; 20-21; 22-23
Jada Grannum	2020-21; 22-23
Susha Kozlova	2020-21
Anabel Latorre	2020-21; 22-23
Courtney Blakely	2021-22; 22-23
Anastasiia Boldyreva	2021-22; 22-23
Gracie Dodgen	2021-22; 22-23
Jada Grannum	2021-22; 22-23
Jalynn Gregory	2021-22; 22-23
Alexis Whittington	2021-22; 22-23
Courtney Whitson	2021-22; 22-23
Kseniya Malashka	2022-23
Lanae Riley	2022-23
Savannah Wheeler	2022-23

SUN BELT HONOR ROLL (3.0-3.49 GPA)

Kelly Chastain	2000-01
Kate Lamaster	2000-01
Keisha McClinic	2000-01; 01-02; 02-03; 03-04
Mia Parviainen	2001-02; 02-03
Melissa Weiland	2002-03
Latoya Barclay	2005-06; 06-07; 07-08
Starr Orr	2005-06
Tia Stovall	2005-06
Carden Cobb	2006-07
Chrissy Givens	2006-07
Chelsia Lymon	2006-07
Whitney Tate	2006-07
Amber Holt	2007-08
Jackie Pickel	2007-08
Abby Andrews	2008-09
Molly McFadden	2008-09; 10-11; 11-12
Tina Stewart	2008-09; 2010-11
Dana Garrett	2009-10
Anne Marie Lanning	2009-10; 10-11
Emily Queen	2009-10; 10-11
Janay Brinkley	2010-11; 11-12
Jamila Ajanaku	2011-12
Shanice Cason	2011-12
Icelyn Elie	2011-12
Laken Leonard	2011-12
Lauren March	2011-12
Ebony Rowe	2011-12
KeKe Stewart	2011-12
Janay Brinkley	2012-13
Janiece Johnson	2012-13
Stephanie Myers	2012-13
TiAnna Porter	2012-13
KeKe Stewart	2012-13
Carolina Warden	2012-13

SUN BELT COMMISSIONER'S LIST (3.5-4.0 GPA)

Christy Davenport	2000-01
Mia Parviainen	2000-01
Paula Penttila	2000-01; 01-02; 02-03
Nicole Perkins	2000-01
Jessica Schlueter	2002-03
Amber Benjamin	2003-04
Chrissy Givens	2003-04; 04-05; 05-06
Krystle Horton	2003-04; 04-05; 05-06; 06-07
Ciara Gray	2004-05
Johnna Abney	2005-06
LaCondra Mason	2005-06; 06-07
Brandi Brown	2006-07; 07-08; 08-09; 09-10
Jackie Pickel	2006-07; 2008-09; 09-10
Anne Marie Lanning	2007-08
Alysha Clark	2008-09; 09-10
Laken Leonard	2010-11
Jordyn Luffman	2010-11
Ebony Rowe	2010-11
Emily Queen	2011-12
Laken Leonard	2012-13
Lauren March	2012-13
Ebony Rowe	2012-13
MacKenzie Sells	2012-13

OHIO VALLEY COMMISSIONER'S HONOR ROLL (3.25-4.0 GPA)

Marla Davenport	1989-90
Julie Morrison	1989-90; 90-91; 91-92; 92-93
Shana Wright	1989-90; 91-92
Pippa Gibson	1990-91
Laurie Hopwood	1990-91; 91-92
Mescha Griffin	1992-93; 93-94
Michelle Jackson	1992-93
Heather Prater	1992-93; 93-94; 94-95; 95-96
Christy Smith	1992-93
Jessica Beaty	1993-94; 94-95; 95-96; 96-97
Johnna Jackson	1993-94
Angela Parkinson	1993-94
Julie Eve	1994-95; 95-96
Alice Jackson	1994-95; 95-96; 96-97
Jonelda Buck	1995-96; 97-98; 98-99
Heather Edmondson	1995-96
Kim Jackson	1995-96
Chanda Bowman	1996-97
Kathryn Francis	1996-97; 97-98
Cyndi Ainsworth	1997-98; 98-99
Bama Burrell	1997-98
Kelly Chastain	1997-98; 98-99; 99-00
Nicole Perkins	1997-98; 99-00
Christy Davenport	1998-99; 99-00
Paula Penttila	1999-00
Jamie Thomatis	1999-00



COACHING HISTORY

Year	Coach	Overall	Pct.	Conference ^	Pct.	Home	Road	Neutral	Postseason
1975-76	Pat Jones	15-9	.625	-	-	5-3	7-2	3-4	-
1976-77	Pat Jones	20-5	.800	-	-	12-1	6-3	2-1	-
	Total	35-14	.714			17-4	13-5	5-5	
1977-78	Pat Sarver	15-13	.536	-	-	7-5	6-5	2-3	-
	Total	15-13	.536						
1978-79	Larry Joe Inman	14-13	.519	6-4	.600	9-3	5-6	0-4	-
1979-80	Larry Joe Inman	23-10	.697	10-1*	.909	9-3	11-4	3-3	-
1980-81	Larry Joe Inman	16-13	.552	6-3	.667	7-4	8-4	1-5	-
1981-82	Larry Joe Inman	20-5	.800	9-3	.750	9-1	10-3	1-1	-
1982-83	Larry Joe Inman	26-5	.839	10-0*#	1.000	10-1	13-4	3-0	NCAA
1983-84	Larry Joe Inman	19-10	.655	12-2*#	.857	11-2	7-8	1-0	NCAA
1984-85	Larry Joe Inman	23-7	.767	13-1*#	.929	13-2	9-5	1-0	NCAA
1985-86	Larry Joe Inman	20-10	.667	13-1*#	.929	12-0	7-8	1-2	NCAA
	Total	161-73	.688	78-16	.830				
1986-87	Jim Davis	19-8	.704	12-2*	.857	9-4	6-4	4-0	-
	Total	19-8	.704	12-2	.857				
1987-88	Lewis Bivens	22-8	.733	12-2*#	.857	10-0	8-8	2-0	NCAA
1988-89	Lewis Bivens	21-6	.778	10-2*	.833	9-4	9-2	3-0	-
1989-90	Lewis Bivens	11-17	.393	7-5	.583	6-6	4-6	1-5	-
1990-91	Lewis Bivens	14-14	.500	8-4	.667	7-4	5-6	2-4	-
1991-92	Lewis Bivens	19-9	.679	10-4	.714	11-2	6-5	2-2	-
1992-93	Lewis Bivens	21-7	.750	13-3	.813	10-3	9-4	2-0	-
1993-94	Lewis Bivens	21-7	.750	11-5	.688	10-3	9-3	2-1	-
1994-95	Lewis Bivens	19-9	.679	12-4*	.750	9-3	7-4	3-2	-
1995-96	Lewis Bivens	24-6	.800	13-3*	.813	12-1	7-4	5-1	NCAA
1996-97	Lewis Bivens	10-20	.333	7-11	.389	4-8	6-9	0-3	-
	Total	182-103	.639	103-43	.705				
1997-98	Stephany Smith	18-12	.600	11-7*#	.611	8-4	6-7	4-1	NCAA
1998-99	Stephany Smith	18-10	.643	14-4	.778	11-2	7-6	0-2	WNIT
1999-2000	Stephany Smith	18-11	.621	11-5	.688	11-2	6-7	1-2	-
2000-01	Stephany Smith	17-13	.567	9-7	.563	10-2	5-9	2-2	WNIT
2001-02	Stephany Smith	16-13	.552	7-7	.500	7-7	8-5	1-1	-
2002-03	Stephany Smith	18-12	.600	9-5	.643	10-3	6-7	2-1	-
2003-04	Stephany Smith	24-8	.750	10-4*#	.714	11-2	9-5	4-1	NCAA
2004-05	Stephany Smith	24-9	.727	11-3#	.786	12-2	7-6	5-1	NCAA
	Total	153-88	.635	81-42	.659				
2005-06	Rick Insell	20-11	.645	10-4#	.714	15-1	4-9	1-1	NCAA
2006-07	Rick Insell	30-4	.882	18-0*#	1.000	13-2	13-1	4-1	NCAA
2007-08	Rick Insell	22-12	.647	14-4	.778	11-2	9-9	2-1	WNIT
2008-09	Rick Insell	28-6	.824	17-1*#	.944	15-1	10-5	3-0	NCAA
2009-10	Rick Insell	25-6	.806	17-1*#	.944	12-1	10-4	3-1	NCAA
2010-11	Rick Insell	23-8	.742	14-2*	.875	12-1	9-5	2-2	NCAA
2011-12	Rick Insell	26-7	.788	16-0*	1.000	13-2	10-4	3-1	NCAA
2012-13	Rick Insell	25-8	.757	17-3*#	.850	12-2	10-5	3-1	NCAA
2013-14	Rick Insell	29-5	.853	15-1*#	.938	11-2	12-2	6-1	NCAA
2014-15	Rick Insell	24-10	.706	14-4	.778	14-4	9-5	1-1	WNIT
2015-16	Rick Insell	24-9	.727	15-3#	.833	11-3	9-4	4-2	NCAA
2016-17	Rick Insell	23-11	.676	15-3	.833	13-5	9-5	1-1	WNIT
2017-18	Rick Insell	18-13	.581	10-6	.625	9-4	8-7	1-2	WNIT
2018-19	Rick Insell	23-11	.676	11-5	.688	11-3	8-7	4-1	WNIT
2019-20	Rick Insell	21-9	.700	13-5	.722	12-3	8-4	1-2	CANCELLED
2020-21	Rick Insell	17-8	.680	12-4#	.750	8-5	6-2	3-1	NCAA
2021-22	Rick Insell	27-8	.771	14-4	.778	16-1	9-5	2-2	WNIT
2022-23	Rick Insell	28-5	.848	18-2*#	.900	14-0	10-3	4-2	NCAA
	Total	433-151	.741	263-52	.835				

^ - Ohio Valley (1978-79 to 1999-2000), Sun Belt (2000-01 to 2012-13) and Conference USA (2013-14 to present); * - Regular-season title; # - Tourn. title

1975



Pat Jones
1975-1977
Record: 35-34

1977



Pat Sarver
1977-1978
Record: 15-13

1978



Larry Joe Inman
1978-1986
Record: 161-73

1986



Jim Davis
1986-1987
Record: 19-8

1987



Lewis Bivens
1987-1997
Record: 182-103

1997



Stephany Smith
1997-2005
Record: 153-88

2005



Rick Insell
2005-Pres.
Record: 405-146

Pres.

ALL-AMERICANS



CHRISSY GIVENS

2003-2007 | 5-11 | GUARD
MONROE, LA.

2007: Associated Press Second Team, United States Basketball Writers Association.



AMBER HOLT

2006-08 | 6-0 | FORWARD
DULUTH, GA.

2008: Associated Press Third Team, United States Basketball Writers Association, CBSSports.com First Team, State Farm/WBCA Honorable Mention.



ALYSHA CLARK

2008-2010 | 5-10 | FORWARD
MT. JULIET, TENN.

2009: Associated Press Second Team, CBSSports.com Second Team, State Farm/WBCA Honorable Mention.
2010: Associated Press Second Team, State Farm/WBCA Honorable Mention, United States Basketball Writers Association, Lowe's Senior First Team, NetScouts Basketball Third Team, Full Court Press Second Team, Basketball Times Third Team.



EBONY ROWE

2010-2014 | 6-1 | FORWARD
LEXINGTON, KY.

2011: Full Court Press Freshman Third Team.
2013: Associated Press Honorable Mention, WBCA Honorable Mention.
2014: Associated Press Honorable Mention, WBCA Honorable Mention, Full Court Press Honorable Mention, CSM High-Major.



OLIVIA JONES

2013-2016 | 5-10 | GUARD
MURFREESBORO, TENN.

2015: CSM High-Major.



ANASTASIIA HAYES

2019-21 | 5-7 | GUARD
MURFREESBORO, TENN.

2021: WBCA Honorable Mention.



SAVANNAH WHEELER

2022-PRES. | 5-6 | GUARD
CATLETTSBURG, KY.

2023: World Exposure Report Mid-Major Honorable Mention.

LADY RAIDERS IN THE WNBA

WNBA DRAFT

2007

Chrissy Givens.....37th Overall Pick

2008

Amber Holt Ninth Overall Pick

2010

Alysha Clark..... 17th Overall Pick

2015

Cheyenne ParkerFifth Overall Pick

2023

Kseniya Malashka 35th Overall Pick

TEAMS LIST

ATLANTA DREAM

Cheyenne Parker 2021-Pres.

CHICAGO SKY

Cheyenne Parker 2015-2020

* Kseniya Malashka 2023-Pres.

CONNECTICUT SUN

Amber Holt2008-2009

DETROIT SHOCK

Chrissy Givens.....2008

LAS VEGAS ACES

Alysha Clark..... 2023-Pres.

PHOENIX MERCURY

Chrissy Givens..... 2007

SAN ANTONIO STARS

Alysha Clark..... 2010-2011

SEATTLE STORM

Alysha Clark..... 2012-2020

TULSA SHOCK

Amber Holt 2010-2012

WASHINGTON MYSTICS

Alysha Clark.....2021-2022

* Denotes currently playing overseas

WNBA PLAYERS

AMBER HOLT

- Drafted 9th overall by the Connecticut Sun in 2008
- Named to the 2008 WNBA All-Rookie Team
- Traded to the Tulsa Shock in 2010

CHRISSY GIVENS

- Drafted 31st overall by the Phoenix Mercury in 2007
- Signed with the Detroit Shock in 2008

ALYSHA CLARK

- Drafted 17th overall by the San Antonio Silver Stars in 2010; Debuted for the Seattle Storm in 2012
- 2018, 2020 WNBA Champion (Seattle Storm)
- 2020 WNBA All-Defensive First Team; 2019 WNBA All Defensive Second Team
- 2019, 2020 Led WNBA In Three-Point Field Goal Percentage
- 2023 WNBA Sixth Player of the Year
- 2023 WNBA Champion (Las Vegas Aces)

CHEYENNE PARKER

- Drafted 5th overall by the Chicago Sky in 2015
- Traded to the Atlanta Dream in 2021
- 2023 WNBA All-Star; The first in Lady Raider history

KSENIYA MALASHKA

- Drafted 35th overall by the Chicago Sky in 2023





IN-SEASON TOURNAMENT RESULTS

MEMPHIS STATE INVITATIONAL

MEMPHIS, TENN.

02/06/76.....at Memphis JV W, 77-35
 02/06/76.....vs. Miss. Univ. for WomenL, 63-72
 02/07/76.....vs. Murray State.....W, 64-57
 02/07/76.....vs. Mississippi State.....L, 73-78

MTSU INVITATIONAL

MURFREESBORO, TENN.

02/11/77.....Chattanooga W, 95-73
 02/11/77.....Murray State.....W, 92-63

MTSU TIPOFF INVITATIONAL

MURFREESBORO, TENN.

11/18/77.....Mississippi State.....W, 83-70
 11/18/77.....KentuckyL, 80-82

BLUE MOUNTAIN TOURNAMENT

BLUE MOUNTAIN, MISS.

1977-78.....vs. Southern Miss W, 82-75 (OT)
 1977-78.....at Blue MountainW, 76-59
 1977-78.....vs. Berry CollegeL, 53-77

MTSU TIPOFF INVITATIONAL

MURFREESBORO, TENN.

11/17/78.....Kentucky W, 90-87
 11/18/78.....MemphisL, 81-91

MUW CHRISTMAS TOURNAMENT

COLUMBUS, MISS.

12/14/78.....vs. Mississippi.....L, 61-68
 12/14/78.....vs. UtahL, 74-82
 12/16/78.....vs. Mississippi State.....L, 0-2

OVC TIPOFF TOURNAMENT

MURFREESBORO, TENN.

12/03/79.....Western Kentucky W, 54-49
 12/04/79.....Morehead State.....L, 51-58

MUW CHRISTMAS TOURNAMENT

COLUMBUS, MISS.

12/13/79.....vs. Mississippi.....W, 69-63
 12/14/79.....vs. Tennessee TechL, 68-71 (OT)
 12/15/79.....vs. Central Missouri.....L, 70-72

NORTHERN KENTUCKY INVITATIONAL

HIGHLAND HEIGHTS, KY.

01/04/80.....at Northern KentuckyL, 69-70
 01/05/80.....vs. Miami (Ohio)W, 73-49

MUW CHRISTMAS TOURNAMENT

COLUMBUS, MISS.

12/18/80.....vs. Clemson.....L, 63-66
 12/19/80.....vs. South Alabama.....L, 50-51
 12/20/80.....at Miss. Univ. for WomenW, 89-71

HURRICANE CLASSIC

MIAMI, FLA.

12/28/80.....vs. Jackson State.....L, 62-82
 12/29/80.....vs. Miami (Ohio)W, 78-57
 12/30/80.....at Miami (Fla.).....L, 74-80

DIAL CLASSIC

OXFORD, MISS.

01/08/82.....at MississippiL, 66-67
 01/09/82.....vs. South Alabama.....W, 72-55

LADY RAZORBACK INVITATIONAL

FAYETTEVILLE, ARK.

02/04/83.....vs. Mississippi State..... W, 79-76 (OT)
 02/05/83.....at ArkansasL, 72-73

DIAL CLASSIC

OXFORD, MISS.

12/16/83.....vs. Union (Tenn.) W, 74-62
 12/17/83.....at MississippiL, 72-84

COMMUNIPLEX CLASSIC

CINCINNATI, OHIO

12/28/84.....vs. West Virginia.....W, 93-67
 12/29/84.....at CincinnatiL, 91-98

BOWLING GREEN BANK INVITATIONAL

BOWLING GREEN, KY.

11/25/85.....vs. Oklahoma.....L, 75-83
 11/26/85.....vs. South Alabama.....L, 63-79

LADY KAT DIAL CLASSIC

LEXINGTON, KY.

11/29/85.....vs. Clemson.....W, 90-88
 11/30/85.....at Kentucky.....L, 77-85

COMMUNIPLEX CLASSIC

CINCINNATI, OHIO

11/28/86.....vs. Northern Kentucky..... W, 70-69
 11/29/86.....vs. Wisconsin.....W, 69-56

MAINE HOLIDAY TOURNAMENT

ORONO, MAINE

12/27/86.....vs. Quinnipiac.....W, 89-59
 12/28/86.....at MaineL, 67-75

GEORGIA STATE INVITATIONAL

ATLANTA, GA.

11/27/87.....at Georgia StateW, 101-80
 11/28/87.....vs. Mississippi State.....W, 57-56

INDIANA CLASSIC

BLOOMINGTON, IND.

12/04/87.....vs. Central MichiganW, 64-56
 12/05/87.....at IndianaW, 65-59

SHONEY'S INN CLASSIC

MURFREESBORO, TENN.

12/02/88.....Mississippi College.....W, 93-53
 12/03/88.....Clemson.....W, 69-64

MIDWEST ROUND BALL CLASSIC

TULSA, OKLA.

12/16/88.....vs. UT-Arlington.....W, 73-62
 12/17/88.....vs. TCUW, 70-53

WAGNER HOLIDAY TOURNAMENT

NEW YORK, N.Y.

12/28/88.....vs. Siena.....W, 103-62
 12/29/88.....at WagnerL, 75-80 (OT)

NEVADA TOURNAMENT

RENO, NEV.

11/24/89.....vs. Texas Tech.....L, 61-76
 11/25/89.....vs. Bucknell.....W, 94-68
 11/26/89.....vs. San Francisco.....L, 57-82

ILLINI CLASSIC

CHAMPAIGN, ILL.

12/01/89.....vs. Eastern Illinois.....L, 68-90
 12/02/89.....vs. Portland State.....L, 64-69

GEORGIA STATE TOURNAMENT

ATLANTA, GA.

11/23/90.....vs. UAB.....L, 68-76
 11/24/90.....at Georgia StateW, 98-94

PIZZA INN CLASSIC

JONESBORO, ARK.

11/30/90.....vs. Wichita StateW, 63-44
 12/01/90.....at Arkansas State.....L, 60-71

FIU FUN AND SUN CLASSIC

MIAMI, FLA.

01/02/91.....vs. Mississippi.....L, 59-78
 01/03/91.....vs. Oklahoma State.....L, 70-88
 01/04/91.....vs. Brown.....L, 73-81

GARDEN PLAZA CLASSIC

MURFREESBORO, TENN.

12/06/91.....Western Carolina.....W, 76-65
 12/07/91.....AlabamaL, 69-101

USF CLASSIC

SAN FRANCISCO, CALIF.

12/13/91.....vs. San Jose StateW, 88-54
 12/14/91.....at San FranciscoL, 54-70

SHONEY'S CLASSIC

TUSCALOOSA, ALA.

12/19/91.....vs. HoustonL, 85-99
 12/20/91.....vs. Jackson State.....W, 76-68

GARDEN PLAZA CLASSIC

MURFREESBORO, TENN.

12/11/92.....TroyW, 88-65
 12/12/92.....Louisville.....L, 70-71

WAGNER HOLIDAY TOURNAMENT

NEW YORK, N.Y.

12/28/92.....vs. YaleW, 66-50
 12/29/92.....at WagnerW, 73-53

UTA/MARRIOTT CLASSIC

ARLINGTON, TEXAS

12/03/93.....vs. Oregon.....W, 79-74
 12/04/93.....at UT-Arlington.....W, 87-66

GARDEN PLAZA CLASSIC

MURFREESBORO, TENN.

12/10/93.....Oral RobertsW, 81-55
 12/11/93.....Southern Indiana.....W, 94-72

SPORTS BELLE CLASSIC

MURFREESBORO, TENN.

11/27/94.....GeorgiaL, 71-95

SUN BANK/UCF HOLIDAY CLASSIC

ORLANDO, FLA.

12/29/94.....vs. Mississippi.....L, 56-103
 12/30/94.....vs. Fairleigh Dickinson.....W, 108-71
 12/31/94.....vs. Appalachian StateW, 73-65



IN-SEASON TOURNAMENT RESULTS

SPORTS BELLE CLASSIC

MURFREESBORO, TENN.

11/24/95 Mississippi W, 88-86

PEPPERDINE TOURNAMENT

MALIBU, CALIF.

12/02/95 vs. Houston W, 76-69

12/03/95 vs. Radford W, 84-73

GARDEN PLAZA CLASSIC

MURFREESBORO, TENN.

12/08/95 Belmont W, 63-44

12/09/95 Alabama L, 53-68

GEORGIA STATE TOURNAMENT

ATLANTA, GA.

12/15/95 vs. Georgia Southern W, 101-90

12/16/95 at Georgia State W, 80-64

PARADISE CLASSIC

HONOLULU, HAWAII

12/20/96 vs. Missouri L, 55-61

12/21/96 vs. West Virginia L, 60-77

12/23/96 at Hawaii'i L, 63-82

LAS VEGAS CLUB SHOOTOUT

LAS VEGAS, NEV.

12/05/97 vs. Xavier L, 62-78

12/06/97 at UNLV W, 85-82 (OT)

DOUBLETREE CLASSIC

NEW ORLEANS, LA.

12/29/98 vs. Maine L, 78-92

12/30/98 vs. Furman L, 66-83

INSIGHT.COM BOWL CLASSIC

TUCSON, ARIZ.

12/10/99 vs. Indiana L, 68-81

12/12/99 vs. Texas Southern W, 76-55

UCF CLASSIC

ORLANDO, FLA.

12/21/00 vs. UNC Greensboro W, 69-66

12/22/00 at UCF W, 71-69

WILDCAT CLASSIC

MANHATTAN, KAN.

12/06/02 at Kansas State L, 61-79

12/07/02 vs. Milwaukee L, 60-62

FAU EMBASSY SUITES CLASSIC

BOCA RATON, FLA.

11/28/03 vs. Manhattan L, 65-70

11/29/03 vs. Norfolk State W, 80-58

HOUSTON COUGAR CLASSIC

HOUSTON, TEXAS

11/27/04 vs. Wisconsin W, 77-74

11/28/04 at Houston L, 56-80

UAB BLAZER TOURNAMENT

BIRMINGHAM, ALA.

11/25/05 vs. Penn State W, 79-65

11/26/05 at UAB L, 69-71

SUBWAY CLASSIC

MINNEAPOLIS, MINN.

11/18/06 vs. Maine W, 87-60

11/19/06 at Minnesota W, 79-61

PRESEASON WNIT

MURFREESBORO, TENN./NORMAN, OKLA.

11/15/08 Lafayette W, 85-47

11/19/08 at Oklahoma L, 65-85

11/22/08 Indiana W, 65-59

UTSA HOLIDAY CLASSIC

SAN ANTONIO, TEXAS

12/20/10 vs. St. Bonaventure W, 58-53

12/21/10 vs. Kansas State W, 63-49

LADY LION CLASSIC

UNIVERSITY PARK, PA.

11/11/11 UNC Wilmington W, 79-60

11/13/11 at 12/14 Penn State L, 49-65

PRESEASON WNIT

MURFREESBORO, TENN./IOWA CITY, IOWA

11/09/12 Kennesaw State W, 87-45

11/11/12 Memphis W, 82-68

11/14/12 at Iowa L, 63-69 (ot)

GULF COAST SHOWCASE

ESTERO, FLA.

11/29/13 Southeastern Louisiana W, 88-71

11/30/13 Wright State W, 69-62

12/1/13 Mississippi State W, 62-48

NUGGET CLASSIC

RENO, NEV.

11/27/15 Alabama L, 46-64

11/28/15 Nevada W, 90-46

UTRGV HOLIDAY CLASSIC

EDINBURG, TEXAS

12/19/17 USC L, 57-72

12/20/17 Canisius W, 55-45

UNLV LADY REBEL ROUNDUP

LAS VEGAS, NEV.

11/24/18 Dartmouth W, 70-58

11/25/18 UNLV W, 66-62

FORDHAM HOLIDAY CLASSIC

BRONX, N.Y.

12/29/18 Chattanooga W, 58-47

12/30/18 Fordham L, 49-61

GULF COAST SHOWCASE

ESTERO, FLA.

11/29/19 Auburn W, 73-50

11/30/19 No. 22/21 Gonzaga L, 50-62

12/1/19 (RV) Arizona State L, 60-61

DAYTONA BEACH

THANKSGIVING INVITE

DAYTONA BEACH, FLA.

11/26/21 Marquette L, 55-59 (OT)

11/27/21 Illinois W, 62-52

LAS VEGAS

THANKSGIVING INVITATIONAL

LAS VEGAS, NEV.

11/25/22 Texas Tech L, 67-72

11/26/22 Missouri State W, 79-54



ALL-TIME TEAMS

1975-76

No. Name	Cl.	Pos.	Ht.	Hometown
10 Gail Wilson	FR	C	5-11	McMinnville, Tenn.
12 Sherry Coker*	SO	G	5-5	White House, Tenn.
13 Sharen Armstrong^	JR	G	5-5	Athens, Tenn.
15 Lynn Liggett	FR	G	5-5	Tullahoma, Tenn.
22 Sharon McClannahan*	FR	C	6-0	Centerville, Tenn.
30 Stephanie Johnson*	SO	F	5-10	Maryville, Tenn.
32 Kay Greene	JR	C	5-10	Etowah, Tenn.
33 Sharon Sliger	JR	G	5-5	Athens, Tenn.
34 Shelly Hoffman^	FR	G	5-7	Lebanon, Tenn.
35 Vikki Chandley	JR	F	5-8	Nashville, Tenn.
40 Barbara Biles	FR	C	5-11	McMinnville, Tenn.
42 Susie Anderson	SO	C	5-10	Westmoreland, Tenn.
43 Carol Lance	SO	C	6-0	Shelbyville, Tenn.
44 Bonnie Angus*	FR	F	5-7	Lebanon, Tenn.
45 Denise Rousseau	SO	G	5-5	Tullahoma, Tenn.
50 Jan Zitney*	SO	G	5-4	Shelbyville, Tenn.

* - primary starter; ^ - top-two reserve

1976-77

No. Name	Cl.	Pos.	Ht.	Hometown
10 Linda Carter	JR	G	5-5	Dechard, Tenn.
13 Sharen Armstrong	SR	G	5-5	Englewood, Tenn.
22 Sharon McClannahan*	SO	C	6-0	Centerville, Tenn.
25 Liz Hannah*	JR	F	5-10	Cleveland, Tenn.
30 Stephanie Johnson	JR	F	5-10	Maryville, Tenn.
32 Kay Greene	SR	C	5-10	Etowah, Tenn.
33 Kathy Riley*	FR	F	5-8	Smyrna, Tenn.
34 Shelly Hoffman	SO	G/F	5-7	Lebanon, Tenn.
40 Barbara Biles^	SO	C	5-10	McMinnville, Tenn.
41 Nancy Bolen	FR	G	5-5	Murfreesboro, Tenn.
42 Patrice Amos^	FR	C	6-0	Franklin, Tenn.
43 Carol Lance	JR	C	6-0	McMinnville, Tenn.
44 Bonnie Angus	SO	F	5-8	Lebanon, Tenn.
50 Jan Zitney*	JR	G	5-5	Shelbyville, Tenn.
55 Karen Carter*	JR	F	5-8	Dechard, Tenn.

* - primary starter; ^ - top-two reserve

1977-78

No. Name	Cl.	Pos.	Ht.	Hometown
10 Linda Carter*	SR	G	5-5	Dechard, Tenn.
22 Sharon McClannahan^	JR	F/C	6-0	Centerville, Tenn.
25 Liz Hannah*	SR	F	5-10	Cleveland, Tenn.
30 Robbie Bailey	FR	G	5-4	Tullahoma, Tenn.
33 Kathy Riley	SO	FR	5-9	Smyrna, Tenn.
34 Shelly Hoffman	JR	G	5-7	Lebanon, Tenn.
40 Sherry McKinney*	JR	C/F	6-3	Fayetteville, Tenn.
41 Nancy Bolen	SO	G	5-5	Murfreesboro, Tenn.
42 Patrice Amos*	SO	C/F	6-1	Franklin, Tenn.
43 Carol Lance^	SR	C/F	6-0	McMinnville, Tenn.
44 Patty Floyd	SO	F	5-7	Smyrna, Tenn.
50 Jan Zitney*	SR	G	5-5	Shelbyville, Tenn.

* - primary starter; ^ - top-two reserve

1978-79

No. Name	Cl.	Pos.	Ht.	Hometown
10 Ileana Portik*	FR	F/C	6-1	Gheorgheni, Romania
13 Celisa Polk	FR	G	5-8	Springfield, Tenn.
22 Sharon McClannahan*	SR	C	6-0	Centerville, Tenn.
25 Pam Duff*	JR	G	5-6	Rockwood, Tenn.
30 Linda Perry*	JR	G	5-7	Hermitage, Tenn.
32 Debbie Shipley^	JR	F	5-9	Sale Creek, Tenn.
41 Nancy Bolen	JR	G	5-5	Murfreesboro, Tenn.
42 Josephine Wright^	SR	G	5-5	Nashville, Tenn.
43 Cindy Moore*	JR	F	5-10	Chattanooga, Tenn.

* - primary starter

^ - top-two reserve

1979-80

No. Name	Cl.	Pos.	Ht.	Hometown
10 Ileana Portik*	SO	C	6-1	Bucharest, Romania
13 Celisa Polk	SO	G/F	5-8	Springfield, Tenn.
14 Sherry Smith*	FR	G/F	5-7	Bethel Springs, Tenn.
25 Lindi Dye*	FR	C	6-0	Kennesaw, Ga.
33 Robin Baker^	FR	F/C	5-11	Bolivar, Tenn.
34 Ester Coleman*	FR	F	5-9	Humboldt, Tenn.
40 Jennifer Taylor	FR	F/G	5-10	Jonesboro, Tenn.
42 Josephine Wright*	SR	G	5-5	Nashville, Tenn.
43 Courtney Erickson	FR	F	5-9	Murfreesboro, Tenn.
44 Debra Winfree	FR	F/G	5-9	Savannah, Tenn.
55 Lisa Justice^	FR	C	6-0	Oliver Springs, Tenn.

* - primary starter; ^ - top-two reserve

1980-81

No. Name	Cl.	Pos.	Ht.	Hometown
10 Bobbie Kay Hamilton	FR	G	5-7	Savannah, Tenn.
13 Sherry Smith*	SO	G	5-7	Bethel Springs, Tenn.
22 Pat Bandjlich^	FR	F/C	6-0	Bridgewater, N.J.
25 Lindi Dye*	SO	F/C	6-0	Kennesaw, Ga.
30 Rhonda Miller	FR	F/C	6-0	Soddy Daisy, Tenn.
32 Trena Smiley	FR	G	5-7	Ridgetop, Tenn.
33 Robin Baker	SO	F	5-11	Bolivar, Tenn.
34 Ester Coleman*	SO	F	5-9	Humboldt, Tenn.
40 Cassandra Howard*	FR	F	5-9	Henderson, Tenn.
41 Daphne Newsom^	FR	G/F	5-9	Fayetteville, Tenn.
42 Robin Hendrix*	JR	C	6-3	Kokomo, Ind.
43 Courtney Erickson	SO	F	5-9	Murfreesboro, Tenn.
44 Debra Winfree	SO	G/F	5-9	Paragould, Ark.

* - primary starter; ^ - top-two reserve

1981-82

No. Name	Cl.	Pos.	Ht.	Hometown
10 Bobbie Kay Hamilton	SO	G	5-7	Savannah, Tenn.
12 Maria Salas	FR	G	5-6	Chattanooga, Tenn.
22 Pat Bandjlich	SO	F/C	6-0	Bridgewater, N.J.
25 Daphne Newsom^	SO	G/F	5-9	Shelbyville, Tenn.
30 Sherry Smith*	JR	G	5-7	Bethel Springs, Tenn.
32 Trena Smiley	SO	G	5-7	Ridgetop, Tenn.
34 Kim Upchurch	JR	G/F	5-10	Allardt, Tenn.
40 Eva Lemeh*	JR	G	5-8	Nashville, Tenn.
41 Venetia Jones^	FR	F/C	6-0	Winchester, Tenn.
42 Jennifer McFall*	FR	F/C	6-0	Columbia, Tenn.
43 Cyndi Lindley	FR	C	6-2	Haleyville, Ala.
44 Holly Hoover*	SO	C	6-2	Ringgold, Ga.
52 Robin Hendrix*	SR	C	6-3	Kokomo, Ind.

* - primary starter; ^ - top-two reserve

1982-83

No. Name	Cl.	Pos.	Ht.	Hometown
10 Bobbie Kay Hamilton	JR	G	5-7	Savannah, Tenn.
12 Maria Salas	SO	G	5-6	Chattanooga, Tenn.
22 Pat Bandjlich	JR	F/C	6-1	Bridgewater, N.J.
30 Sherry Smith*	SR	G	5-7	Bethel Springs, Tenn.
33 Patricia Allen^	SR	G/F	5-7	Atlanta, Ga.
40 Eva Lemeh*	SR	G	5-8	Nashville, Tenn.
41 Venetia Jones^	FR	F/C	6-0	Winchester, Tenn.
42 Jennifer McFall*	SO	F/C	6-0	Columbia, Tenn.
43 Cyndi Lindley*	SO	C	6-2	Haleyville, Ala.
44 Holly Hoover*	JR	C	6-4	Ringgold, Ga.

* - primary starter; ^ - top-two reserve

1983-84

No. Name	Cl.	Pos.	Ht.	Hometown
10 Bobbie Kay Hamilton*	SR	G	5-7	Savannah, Tenn.
12 Maria Salas^	JR	G	5-6	Chattanooga, Tenn.
22 Pat Bandjlich	SR	F/C	6-1	Bridgewater, N.J.
25 Kim Webb*	FR	G/F	5-9	La Vergne, Tenn.

30 Janet Ross	FR	G	5-6	Adamsville, Tenn.
33 Kay Willbanks^	FR	F/C	6-4	Ringgold, Ga.
40 Tammy Andrews	FR	G	5-6	Franklin, Tenn.
41 Venetia Jones	JR	F/C	6-0	Winchester, Tenn.
42 Jennifer McFall*	JR	F/C	6-0	Columbia, Tenn.
43 Cyndi Allen*	JR	F/C	6-2	Haleyville, Ala.
44 Holly Hoover*	SR	C	6-4	Ringgold, Ga.

* - primary starter; ^ - top-two reserve

1984-85

No. Name	Cl.	Pos.	Ht.	Hometown
12 Maria Salas	SR	G	5-6	Chattanooga, Tenn.
15 Janet Ross*	SO	G	5-6	Adamsville, Tenn.
24 Cathy McDonald^	FR	G/F	6-1	Tullahoma, Tenn.
25 Kim Webb*	SO	G/F	5-9	La Vergne, Tenn.
32 Alice Lawrence*	FR	G	5-8	Murfreesboro, Tenn.
33 Kay Willbanks*	SO	F/C	6-4	Ringgold, Ga.
40 Sharon Nevils	FR	G/F	6-0	Franklin, Tenn.
42 Jennifer McFall*	SR	F/C	6-0	Columbia, Tenn.
44 Shawnzia Davis^	FR	G/F	6-0	Macon, Ga.

* - primary starter; ^ - top-two reserve

1985-86

No. Name	Cl.	Pos.	Ht.	Hometown
12 Lisa Davis	FR	G	5-5	Nashville, Tenn.
15 Janet Ross*	JR	G	5-6	Adamsville, Tenn.
20 Lori Gross*	SO	G	5-6	Mt. Juliet, Tenn.
22 Lianne Beck	FR	F/G	5-11	Ft. Knox, Ky.
24 Cathy McDonald	SO	G/F	6-1	Tullahoma, Tenn.
25 Kim Webb*	JR	G/F	5-9	La Vergne, Tenn.
30 Amy Jackson	FR	F	6-0	Union City, Tenn.
32 Angie Bartlett	FR	F	5-11	Celina, Tenn.
33 Kay Willbanks*	JR	F/C	6-4	Ringgold, Ga.
40 Sharon Nevils^	SO	G/F	6-0	Franklin, Tenn.
41 Tawanya Mucker*	FR	F	6-0	Macon, Ga.
43 Cyndi Lindley^	SR	F/C	6-2	Haleyville, Tenn.
44 Shawnzia Davis	JR	G/F	6-0	Macon, Ga.

* - primary starter; ^ - top-two reserve

1986-87

No. Name	Cl.	Pos.	Ht.	Hometown
15 Janet Ross*	SR	G	5-6	Adamsville, Tenn.
22 Lianne Beck*	SO	F/G	5-11	Ft. Knox, Ky.
24 Alice Lawrence*	SO	G	5-8	Murfreesboro, Tenn.
25 Kim Webb*	SR	G/F	5-9	La Vergne, Tenn.
32 Angie Bartlett^	SO	F	5-11	Celina, Tenn.
41 Tawanya Mucker*	SO	F	6-0	Macon, Ga.
43 Christy Scruggs	FR	G	5-6	Murfreesboro, Tenn.
44 Marla Davenport^	FR	C	6-1	Morrison, Tenn.

* - primary starter; ^ - top-two reserve

1987-88

No. Name	Cl.	Pos.	Ht.	Hometown
10 Kim Collier*	FR	G	5-8	Ten Mile, Tenn.
12 Deborah Bell	FR	F/C	6-0	Ashland City, Tenn.
21 Carla Berry	FR	G	5-6	Decatur, Ala.
22 Lianne Beck*	JR	F/G	5-11	Ft. Knox, Ky.
24 Christy Scruggs^	SO	G	5-6	Murfreesboro, Tenn.
30 Sandy Brown*	JR	G	5-6	Morristown, Tenn.
32 Angie Bartlett	JR	F	5-11	Celina, Tenn.
40 Michelle Galloway	SO	G/F	5-8	Knoxville, Tenn.
41 Tawanya Mucker*	JR	C/F	6-0	Macon, Ga.
42 Stephanie Copley*	FR	F	6-1	Mt. Juliet, Tenn.
44 Marla Davenport	SO	C	6-1	Morrison, Tenn.
50 Julie Harrison^	FR	F	6-0	Buford, Ga.

* - primary starter; ^ - top-two reserve



ALL-TIME TEAMS

1988-89

No. Name	Cl.	Pos.	Ht.	Hometown
10 Shana Wright	FR	G	5-9	Kingsport, Tenn.
12 Deborah Bell	SO	F/C	6-0	Ashland City, Tenn.
14 Libby Newton	FR	G	5-6	Macon, Ga.
22 Lianne Beck*	SR	F/G	5-11	Ft. Knox, Ky.
24 Christy Scruggs*	JR	G	5-6	Murfreesboro, Tenn.
30 Sandy Brown*	SR	G	5-6	Morristown, Tenn.
41 Tawanya Mucker*	SR	C/F	6-0	Macon, Ga.
42 Stephanie Capley*	SO	F	6-1	Mt. Juliet, Tenn.
44 Marla Davenport	JR	C	6-1	Morrison, Tenn.
50 Julie Harrison	SO	F	6-0	Buford, Ga.

* - primary starter; ^ - top-two reserve

1989-90

No. Name	Cl.	Pos.	Ht.	Hometown
00 Julie Morrison*	FR	G	5-8	Florence, Ky.
10 Shana Wright	SO	G	5-9	Kingsport, Tenn.
13 Tricia Sisson	FR	G	5-9	Franklin, Tenn.
14 Libby Newton	SO	G	5-6	Macon, Ga.
21 Kristi Brown	FR	G	5-7	Murfreesboro, Tenn.
22 Angie Mullins	FR	G	5-8	Shelbyville, Tenn.
24 Christy Scruggs*	SR	G	5-6	Murfreesboro, Tenn.
40 Becky Hall*	JR	C	6-4	Lookout Mountain, Ga.
41 Pippa Gipson*	JR	F	5-9	Centerville, Tenn.
42 Stephanie Capley*	JR	F	6-1	Mt. Juliet, Tenn.
44 Marla Davenport	SR	C	6-1	Morrison, Tenn.

* - primary starter; ^ - top-two reserve

1990-91

No. Name	Cl.	Pos.	Ht.	Hometown
00 Julie Morrison*	SO	G	5-8	Florence, Ky.
2 Kasey Cartwright	FR	G	5-8	Shelbyville, Tenn.
10 Shana Wright*	JR	G	5-9	Kingsport, Tenn.
13 Tricia Sisson	SO	G	5-9	Franklin, Tenn.
14 Laurie Hopwood	JR	G	5-5	Madison, Tenn.
21 Kristi Brown	SO	G	5-7	Murfreesboro, Tenn.
23 Michelle Wayman	JR	C	6-3	Belleville, Ill.
30 Priscilla Robinson*	FR	F	5-11	Chattanooga, Tenn.
40 LaTonya Harris*	JR	F	5-10	Centerville, Ill.
41 Pippa Gipson	SR	F	5-9	Centerville, Tenn.
42 Stephanie Capley*	SR	F	6-1	Mt. Juliet, Tenn.
44 Maggie Cox	FR	F	6-0	Stanford, Ky.
45 Sherie Harris	JR	C	6-2	Memphis, Tenn.

* - primary starter; ^ - top-two reserve

1991-92

No. Name	Cl.	Pos.	Ht.	Hometown
00 Julie Morrison	JR	G	5-8	Florence, Ky.
10 Shana Wright*	SR	G	5-8	Kingsport, Tenn.
12 Cherrita Williams	JR	G	5-9	Memphis, Tenn.
13 Tricia Sisson	JR	G	5-8	Franklin, Tenn.
14 Laurie Hopwood	SR	G	5-3	Madison, Tenn.
21 Kristi Brown	JR	G	5-8	Murfreesboro, Tenn.
24 Sherry Tucker*	FR	G/F	5-11	Memphis, Tenn.
30 Priscilla Robinson*	SO	F	5-10	Chattanooga, Tenn.
33 Nikki Bonner*	SO	C/F	6-0	Chattanooga, Tenn.
44 Maggie Cox*	SO	G/F	5-11	Stanford, Ky.
45 Sherie Harris	SR	C	6-2	Memphis, Tenn.

* - primary starter; ^ - top-two reserve

1992-93

No. Name	Cl.	Pos.	Ht.	Hometown
00 Julie Morrison*	SR	G	5-8	Florence, Ky.
12 Cherrita Williams*	SR	G/F	5-9	Memphis, Tenn.
13 Tricia Sisson	SR	G	5-8	Franklin, Tenn.
15 Mescha Griffin	JR	G/F	5-9	Watertown, Tenn.
21 Kristi Brown	SR	G	5-8	Murfreesboro, Tenn.
23 Trelia Thomas	FR	G	5-5	Dyersburg, Tenn.

24 Sherry Tucker*	SO	G	5-11	Memphis, Tenn.
30 Priscilla Robinson*	JR	F	5-10	Chattanooga, Tenn.
32 Michelle Jackson*	JR	G/F	5-10	Crossville, Tenn.
34 Heather Prater*	FR	G	5-8	Waynesboro, Tenn.
44 Maggie Cox*	JR	G/F	5-11	Stanford, Ky.
55 Melanie Patchen	FR	F	6-0	Lebanon, Tenn.

* - primary starter; ^ - top-two reserve

1993-94

No. Name	Cl.	Pos.	Ht.	Hometown
12 Mescha Griffin	SR	G/F	5-9	Watertown, Tenn.
21 Kara Hobbs	FR	G	6-1	Bon Aqua, Tenn.
22 Christy Weldon	FR	F	5-10	Murfreesboro, Tenn.
23 Trelia Thomas	SO	G	5-5	Dyersburg, Tenn.
24 Sherry Tucker*	JR	G	5-11	Memphis, Tenn.
30 Priscilla Robinson*	SR	F	5-10	Chattanooga, Tenn.
32 Michelle Jackson	SR	F	5-10	Crossville, Tenn.
33 Jessica Beaty	FR	F	6-0	Crossville, Tenn.
34 Heather Prater*	SO	G	5-8	Waynesboro, Tenn.
43 Clarissa Woodard	FR	C	6-0	Lyles, Tenn.
44 Maggie Cox*	SR	F	5-11	Hustonville, Ky.
50 Angie Parkinson	FR	C	6-0	Hendersonville, Tenn.
55 Melanie Patchen*	SO	F/C	6-0	Lebanon, Tenn.

* - primary starter; ^ - top-two reserve

1994-95

No. Name	Cl.	Pos.	Ht.	Hometown
12 Julie Eve	FR	F	6-0	Cleveland, Tenn.
15 Natalie Sneed*	FR	G	5-9	Millington, Tenn.
23 Trelia Thomas*	JR	G	5-5	Dyersburg, Tenn.
24 Sherry Tucker*	SR	G	5-11	Memphis, Tenn.
32 Alice Jackson	FR	F	5-10	Paris, Tenn.
33 Jessica Beaty*	SO	F	6-0	Crossville, Tenn.
34 Heather Prater*	JR	G	5-8	Waynesboro, Tenn.
40 Nikki Edwards	JR	C	5-11	Cincinnati, Ohio
41 Christy Weldon	SO	F	5-10	Murfreesboro, Tenn.
55 Melanie Patchen*	JR	F/C	6-0	Lebanon, Tenn.

* - primary starter; ^ - top-two reserve

1995-96

No. Name	Cl.	Pos.	Ht.	Hometown
5 Natalie Sneed*	SO	G	5-9	Millington, Tenn.
12 Courtney Neely	FR	G	5-8	Union City, Tenn.
15 Carlita Elder	FR	G	5-6	Murfreesboro, Tenn.
21 Kara Hobbs	SO	G/F	6-1	Bon Aqua, Tenn.
23 Trelia Thomas*	SR	G	5-5	Dyersburg, Tenn.
24 Kim Francis	SR	G	5-7	Murfreesboro, Tenn.
25 Jonelda Buck*	FR	F/C	6-2	Jamestown, Tenn.
32 Alice Jackson	SO	F	5-10	Paris, Tenn.
33 Jessica Beaty*	JR	F	6-0	Crossville, Tenn.
34 Heather Prater*	SR	G	5-8	Waynesboro, Tenn.
40 Nikki Edwards	SR	C	5-11	Cincinnati, Ohio
52 Amanda Bevis	JR	C	6-1	Waynesboro, Tenn.
55 Melanie Patchen	SR	F/C	6-0	Lebanon, Tenn.

* - primary starter; ^ - top-two reserve

1996-97

No. Name	Cl.	Pos.	Ht.	Hometown
5 Natalie Sneed*	JR	G	5-9	Millington, Tenn.
12 Courtney Neely*	SO	G	5-6	Union City, Tenn.
20 Jonelda Buck*	SO	C	6-2	Jamestown, Tenn.
21 Tanika Smith	JR	G	5-8	Knoxville, Tenn.
24 Kay Francis	FR	G	5-7	Murfreesboro, Tenn.
30 Carlita Elder*	SO	G	5-6	Murfreesboro, Tenn.
32 Alice Jackson	JR	F	5-10	Paris, Tenn.
33 Jessica Beaty*	SR	F	6-0	Crossville, Tenn.
44 Chanda Bowman	FR	F	6-0	Greenville, Tenn.
52 Amanda Bevis	SR	C	6-1	Waynesboro, Tenn.

* - primary starter; ^ - top-two reserve

1997-98

No. Name	Cl.	Pos.	Ht.	Hometown
5 Natalie Sneed*	SR	G	5-9	Millington, Tenn.
10 Bama Burrell*	JR	F	5-11	Athens, Ala.
12 Courtney Neely*	JR	G	5-6	Troy, Tenn.
15 Kelly Chastain	FR	G	5-11	Lakeland, Fla.
20 Jonelda Buck*	JR	C	6-3	Jamestown, Tenn.
21 Tanika Smith*	SR	G	5-8	Knoxville, Tenn.
22 Nicole Perkins	FR	G	5-9	Carson, Calif.
24 Kay Francis	SO	G	5-7	Murfreesboro, Tenn.
30 Carlita Elder	JR	G	5-6	Murfreesboro, Tenn.
50 Cyndi Ainsworth	JR	F	5-9	Spring City, Tenn.
52 Joanne Aluka	FR	F	5-11	Augusta, Ga.

* - primary starter; ^ - top-two reserve

1998-99

No. Name	Cl.	Pos.	Ht.	Hometown
00 LaShonda Winfree	FR	C	6-3	Gordonsville, Tenn.
3 Erica Lufkin	FR	G	5-8	Murfreesboro, Tenn.
10 Bama Burrell*	SR	F	5-11	Athens, Ala.
11 Jessica McClure	FR	G	5-6	Paris, Tenn.
12 Courtney Neely*	SR	G	5-6	Troy, Tenn.
15 Kelly Chastain*	SO	G	5-11	Lakeland, Fla.
20 Jonelda Buck*	SR	C	6-3	Jamestown, Tenn.
22 Nicole Perkins	SO	G	5-9	Carson, Calif.
23 Sedonia Carter	JR	G	5-9	Utica, N.Y.
30 Carlita Elder*	SR	G	5-8	Murfreesboro, Tenn.
35 Jamie Thomatis	FR	F	5-11	Destrehan, La.
42 Dana Conner	FR	G	6-2	Rives, Tenn.
50 Cyndi Ainsworth	SR	F	5-9	Spring City, Tenn.

* - primary starter; ^ - top-two reserve

1999-2000

No. Name	Cl.	Pos.	Ht.	Hometown
00 LaShonda Winfree	SO	C	6-2	Gordonsville, Tenn.
3 Erica Lufkin*	SO	G	5-8	Murfreesboro, Tenn.
10 Paula Penttila	FR	G	5-9	Lahti, Finland
11 Jessica McClure*	SO	G	5-6	Paris, Tenn.
13 Mia Parviainen	FR	G	6-1	Helsinki, Finland
15 Kelly Chastain*	JR	G	6-0	Lakeland, Fla.
22 Nicole Perkins	JR	G	5-9	Carson, Calif.
23 Sedonia Carter	SR	G	5-9	Utica, N.Y.
35 Jamie Thomatis*	SO	F	5-11	Destrehan, La.
42 Dana Conner	SO	G	6-2	Rives, Tenn.
44 Chrissy Davenport	JR	F	6-2	Shelbyville, Tenn.
52 Joanne Aluka*	SO	F	5-11	Augusta, Ga.

* - primary starter; ^ - top-two reserve

2000-01

No. Name	Cl.	Pos.	Ht.	Hometown
3 Kate LaMaster	FR	G	5-8	Basalt, Colo.
5 Keisha McClinic	FR	G	5-10	Stockbridge, Ga.
10 Paula Penttila*	SO	G	5-9	Lahti, Finland
11 Jessica McClure*	JR	G	5-6	Paris, Tenn.
13 Mia Parviainen	SO	G	6-1	Helsinki, Finland
15 Kelly Chastain*	SR	G	6-0	Lakeland, Fla.
22 Nicole Perkins	SR	G	5-9	Carson, Calif.
23 Michelle Simmons	FR	G	5-6	Memphis, Tenn.
35 Jamie Thomatis*	JR	F	5-11	Destrehan, La.
44 Chrissy Davenport	JR	F	6-2	Shelbyville, Tenn.
52 Joanne Aluka*	JR	F	5-11	Augusta, Ga.

* - primary starter; ^ - top-two reserve

2001-02

No. Name	Cl.	Pos.	Ht.	Hometown
00 Ciara Gray	FR	G	5-9	La Vergne, Tenn.
5 Keisha McClinic*	SO	G	5-10	Stockbridge, Ga.
10 Paula Penttila*	JR	G	5-9	Lahti, Finland
11 Jessica McClure	SR	G	5-6	Paris, Tenn.



ALL-TIME TEAMS

12	Jennifer Justice*	SO	F	5-11	Aiken, S.C.
13	Mia Parviainen	JR	G/F	6-1	Helsinki, Finland
22	Tiffany Fisher^	FR	G	5-10	Jackson, Tenn.
23	Patrice Holmes*	FR	G	5-9	Bishopville, S.C.
24	Cartia Bailey	FR	G	5-8	Fayetteville, Tenn.
32	Eboni Kirby	FR	F	5-10	Tallahassee, Fla.
34	Renee Hall	FR	C	6-2	Charlotte, N.C.
35	Jamie Thomatis*	SR	F	5-11	Destrehan, La.
42	Jessica Schlueter	FR	C	6-3	Cedar Rapids, Iowa
52	Joanne Aluka^	SR	F	5-11	Augusta, Ga.

* - primary starter; ^ - top-two reserve

2002-03

No. Name	Cl.	Pos.	Ht.	Hometown	
00	Ciara Gray	SO	G	5-9	La Vergne, Tenn.
5	Keisha McClinic*	JR	G	5-10	Stockbridge, Ga.
10	Paula Penttila*	SR	G	5-9	Lahti, Finland
12	Jennifer Justice^	JR	F	5-11	Aiken, S.C.
13	Mia Parviainen*	SR	G/F	6-1	Helsinki, Finland
21	Tia Stovall*	FR	F	6-0	Winchester, Tenn.
22	Tiffany Fisher	SO	G	5-10	Jackson, Tenn.
23	Patrice Holmes*	SO	G	5-9	Bishopville, S.C.
24	Cartia Bailey	FR	G	5-8	Fayetteville, Tenn.
32	Eboni Kirby^	SO	F	5-10	Tallahassee, Fla.
42	Jessica Schlueter	SO	C	6-3	Cedar Rapids, Iowa

* - primary starter; ^ - top-two reserve

2003-04

No. Name	Cl.	Pos.	Ht.	Hometown	
00	Ciara Gray^	JR	G	5-9	La Vergne, Tenn.
2	Jenne Webb	FR	G	5-8	Murfreesboro, Tenn.
4	Krystle Horton*	FR	F	6-2	Murfreesboro, Tenn.
5	Keisha McClinic*	SR	G	5-10	Stockbridge, Ga.
10	Yamil Cordero	SR	G	5-6	Orlando, Fla.
11	Ditte Jakobsen	JR	F/G	6-2	Skovlunde, Denmark
12	Jennifer Justice*	SR	F/G	5-11	Aiken, S.C.
21	Tia Stovall*	SO	F	6-1	Winchester, Tenn.
22	Chrissy Givens^	FR	G	5-10	Monroe, La.
23	Patrice Holmes*	JR	G	5-9	Bishopville, S.C.
24	Cartia Bailey	SO	G	5-8	Fayetteville, Tenn.

* - primary starter; ^ - top-two reserve

2004-05

No. Name	Cl.	Pos.	Ht.	Hometown	
00	Ciara Gray^	SR	G	5-9	La Vergne, Tenn.
2	Jenne Webb	SO	G	5-8	Murfreesboro, Tenn.
4	Krystle Horton*	SO	F	6-2	Murfreesboro, Tenn.
10	Sara Nuxol	FR	G	5-8	Winter Springs, Fla.
11	Ditte Jakobsen*	SR	F/G	6-2	Skovlunde, Denmark
12	Starr Orr	FR	G	5-8	Danville, Ala.
14	Latoya Barclay	FR	G	5-5	Harvest, Ala.
21	Tia Stovall*	JR	F	6-1	Estill Springs, Tenn.
22	Chrissy Givens*	SO	G	5-11	Monroe, La.
23	Patrice Holmes*	SR	G	5-9	Bishopville, S.C.
31	Lakira Boyd^	FR	F	6-2	Memphis, Tenn.

* - primary starter; ^ - top-two reserve

2005-06

No. Name	Cl.	Pos.	Ht.	Hometown	
1	Monique Martin	SO	G	5-11	Thomson, Ga.
2	Johnna Abney*	FR	PG	5-4	Mt. Vernon, Ky.
3	LaCondra Mason*	FR	G	5-9	Chattanooga, Tenn.
4	Krystle Horton*	JR	F	6-2	Murfreesboro, Tenn.
12	Starr Orr^	SO	G	5-8	Danville, Ala.
14	Latoya Barclay	SO	G	5-4	Harvest, Ala.
21	Tia Stovall*	SR	F	6-1	Estill Springs, Tenn.
22	Chrissy Givens*	JR	G	5-10	Monroe, La.
31	Lakira Boyd^	SO	F	6-2	Memphis, Tenn.
43	Brittany Pittman	FR	F	6-2	Lexington, Ky.

* - primary starter; ^ - top-two reserve

2006-07

No. Name	Cl.	Pos.	Ht.	Hometown	
0	Chelsia Lymon^	FR	G	5-5	Georgetown, Ky.
1	Amber Holt*	JR	G	6-0	Duluth, Ga.
2	Johnna Abney*	SO	G	5-4	Mt. Vernon, Ky.
3	LaCondra Mason	SO	G	5-9	Chattanooga, Tenn.
4	Krystle Horton*	SR	F	6-2	Murfreesboro, Tenn.
10	Jackie Pickel^	FR	G	5-10	Cleveland, Tenn.
11	Whitney Tate	JR	G	5-9	Shelbyville, Tenn.
12	Starr Orr*	JR	G	5-8	Danville, Ala.
14	Latoya Barclay	JR	G	5-4	Harvest, Ala.
15	Carden Cobb	SR	F	5-10	Pulaski, Tenn.
21	Brandi Brown	FR	F	6-3	Jamestown, Tenn.
22	Chrissy Givens*	SR	G	5-10	Monroe, La.
23	Angelique Burtts	FR	F	6-0	Conyers, Ga.
31	Lakira Boyd	JR	F	6-2	Memphis, Tenn.

* - primary starter; ^ - top-two reserve

2007-08

No. Name	Cl.	Pos.	Ht.	Hometown	
00	Chelsia Lymon*	SO	G	5-5	Georgetown, Ky.
1	Amber Holt*	SR	G	6-0	Duluth, Ga.
2	Johnna Abney	JR	G	5-4	Mt. Vernon, Ky.
3	Emily Queen*	FR	F	6-1	Ashland, Ky.
10	Jackie Pickel	SO	G	5-10	Cleveland, Tenn.
12	Starr Orr*	SR	G	5-8	Danville, Ala.
14	Latoya Barclay^	SR	G	5-4	Harvest, Ala.
21	Brandi Brown^	SO	F	6-3	Jamestown, Tenn.
22	Morgan Boyd	FR	G	6-1	Olathe, Kan.
23	Angelique Burtts	r-FR	F	6-0	Conyers, Ga.
30	Anne Marie Lanning*FR	G	5-11	Murfreesboro, Tenn.	
32	Alysha Clark	JR	F	5-10	Mt. Juliet, Tenn.

* - primary starter; ^ - top-two reserve

2008-09

No. Name	Cl.	Pos.	Ht.	Hometown	
00	Chelsia Lymon*	JR	G	5-5	Georgetown, Ky.
3	Emily Queen*	SO	F	6-1	Ashland, Ky.
10	Jackie Pickel*	JR	G	5-10	Cleveland, Tenn.
20	Tina Stewart	FR	G	5-7	Memphis, Tenn.
21	Brandi Brown*	JR	F	6-3	Jamestown, Tenn.
22	Alysha Clark*	r-JR	F	5-10	Mt. Juliet, Tenn.
23	Abby Andrews	FR	G	5-10	Collinwood, Tenn.
30	Anne Marie Lanning*SO	G	5-11	Murfreesboro, Tenn.	
32	Dana Garrett^	JR	G	5-11	St. George, S.C.
40	Shytoria Davis	JR	F	6-3	Charleston, Mo.
44	Molly McFadden	FR	F	6-1	Sparta, Tenn.

* - primary starter; ^ - top-two reserve

2009-10

No. Name	Cl.	Pos.	Ht.	Hometown	
00	Chelsia Lymon*	SR	G	5-5	Georgetown, Ky.
3	Emily Queen	JR	F	6-1	Ashland, Ky.
10	Jackie Pickel*	SR	G	5-10	Cleveland, Tenn.
11	Jamila Ajanaku	FR	G	6-1	Memphis, Tenn.
13	Icelyn Elie	FR	G	6-1	Lebanon, Tenn.
14	Dymon Raynor	FR	F	6-3	La Vergne, Tenn.
20	Tina Stewart	SO	G	5-7	Memphis, Tenn.
21	Brandi Brown*	SR	F	6-3	Jamestown, Tenn.
22	Alysha Clark*	r-SR	F	5-10	Mt. Juliet, Tenn.
24	Kortni Jones^	FR	G	5-9	Oak Ridge, Tenn.
30	Anne Marie Lanning*JR	G	5-11	Murfreesboro, Tenn.	
32	Dana Garrett^	SR	G	5-11	St. George, S.C.
33	Lauren March	FR	F	6-2	Lewisburg, Tenn.
44	Molly McFadden	SO	F	6-1	Sparta, Tenn.

* - primary starter; ^ - top-two reserve

2010-11

No. Name	Cl.	Pos.	Ht.	Hometown	
1	Janay Brinkley	FR	G	5-6	Pasadena, Md.
3	Emily Queen	SR	F	6-1	Ashland, Ky.
11	Jamila Ajanaku	SO	G	6-1	Memphis, Tenn.
13	Icelyn Elie*	SO	G	6-1	Lebanon, Tenn.
14	Dymon Raynor	SO	C	6-3	La Vergne, Tenn.
20	Tina Stewart*	JR	G	5-7	Memphis, Tenn.
21	Ebony Rowe*	FR	F	6-1	Lexington, Ky.
23	Lauren March	r-FR	F	6-2	Lewisburg, Tenn.
24	Kortni Jones*	SO	G	5-9	Oak Ridge, Tenn.
30	Anne Marie Lanning*SR	G	5-11	Murfreesboro, Tenn.	
32	Jordyn Luffman*	FR	G/F	6-1	Lawrenceburg, Tenn.
34	Stephanie Myers	FR	C	6-5	La Vergne, Tenn.
44	Molly McFadden	JR	F	6-1	Sparta, Tenn.
50	KeKe Stewart^	FR	C	6-1	Oak Ridge, Tenn.
52	Laken Leonard	FR	G	5-10	Whitleyville, Tenn.

* - primary starter; ^ - top-two reserve

2011-12

No. Name	Cl.	Pos.	Ht.	Hometown	
1	Janay Brinkley	SO	G	5-8	Pasadena, Md.
5	Shanice Cason*	FR	G	5-6	Murfreesboro, Tenn.
11	Jamila Ajanaku	JR	G	6-1	Memphis, Tenn.
13	Icelyn Elie*	JR	F	6-1	Lebanon, Tenn.
14	Dymon Raynor	JR	C	6-3	La Vergne, Tenn.
21	Ebony Rowe*	SO	F	6-1	Lexington, Ky.
23	Lauren March^	r-SO	F	6-2	Lewisburg, Tenn.
24	Kortni Jones*	JR	G	5-9	Oak Ridge, Tenn.
34	Stephanie Myers	r-FR	C	6-5	La Vergne, Tenn.
42	KeKe Stewart^	SO	C	6-1	Oak Ridge, Tenn.
44	Molly McFadden	SR	F	6-1	Sparta, Tenn.
52	Laken Leonard*	SO	G	5-10	Whitleyville, Tenn.

* - primary starter; ^ - top-two reserve

2012-13

No. Name	Cl.	Pos.	Ht.	Hometown	
2	Janay Brinkley*	Jr.	G	5-8	Pasadena, Md.
5	Shanice Cason^	So.	G	5-6	Murfreesboro, Tenn.
10	Mackenzie Sells	Fr.	G	5-10	Livingston, Tenn.
13	Icelyn Elie*	Sr.	F	6-1	Lebanon, Tenn.
14	Dymon Raynor	Sr.	C	6-3	La Vergne, Tenn.
21	Ebony Rowe*	Jr.	F	6-1	Lexington, Ky.
23	Lauren March	r-Jr.	F	6-2	Lewisburg, Tenn.
24	Kortni Jones*	Sr.	G	5-9	Oak Ridge, Tenn.
31	TiAnna Porter#	So.	F	6-2	Paris, Tenn.
32	Caroline Warden*	Fr.	G	5-7	Gainesboro, Tenn.
34	Stephanie Myers	r-So.	C	6-5	La Vergne, Tenn.
42	KeKe Stewart^	Jr.	C	6-1	Oak Ridge, Tenn.
50	Janiece Johnson	Jr.	C	6-7	Washington, D.C.
52	Laken Leonard	Jr.	G	5-10	Whitleyville, Tenn.

* - primary starter; ^ - top-two reserve

- sat out due to transfer rules

2013-14

No. Name	Cl.	Pos.	Ht.	Hometown	
2	Janay Brinkley	Sr.	G	5-8	Pasadena, Md.
3	Ty Petty	Fr.	G	5-7	Murfreesboro, Tenn.
5	Shanice Cason*	Jr.	G	5-6	Murfreesboro, Tenn.
10	Mackenzie Sells	Fr.	G	5-10	Livingston, Tenn.
11	Cheyenne Parker#	Sr.	F	6-4	Queens, N.Y.
21	Ebony Rowe*	Sr.	F	6-1	Lexington, Ky.
23	Lauren March	r-Sr.	F	6-2	Lewisburg, Tenn.
24	China Dow^	Fr.	G	5-8	Louisville, Ky.
30	Caya Williams	Fr.	F	6-1	Mt. Juliet, Tenn.
32	Caroline Warden^	So.	G	5-7	Gainesboro, Tenn.
34	Olivia Jones*	Fr.	G/F	5-10	Murfreesboro, Tenn.
42	KeKe Stewart*	Sr.	C	6-1	Oak Ridge, Tenn.



ALL-TIME TEAMS

44 Shy Copney	Fr.	G	5-9	Johnson City, Tenn.
50 Janiece Johnson	Sr.	C	6-7	Washington, D.C.
52 Laken Leonard*	Sr.	G	5-10	Whitleyville, Tenn.

* - primary starter; ^ - top-two reserve
- sat out due to transfer rules

2014-15

No. Name	Cl.	Pos.	Ht.	Hometown
2 Hannah Preservati	R-Fr.	G	5-8	Princeton, W. Va.
3 Abbey Sissom	Fr.	G	5-8	Woodbury, Tenn.
5 Shanice Cason*	Sr.	G	5-6	Murfreesboro, Tenn.
10 Mackenzie Sells	Jr.	G	5-10	Livingston, Tenn.
11 Cheyenne Parker*	Sr.	F	6-4	Queens, N.Y.
12 Brea Edwards*	Jr.	G/F	5-10	Rockford, Ill.
20 Ty Petty*	So.	G	5-7	Murfreesboro, Tenn.
22 Rebecca Reuter^	Fr.	F	6-2	Cleveland, Tenn.
23 Gabby Lyon	Fr.	F	6-0	Johnson City, Tenn.
24 China Dow^	So.	G	5-8	Louisville, Ky.
30 Caya Williams	So.	F	6-1	Mt. Juliet, Tenn.
31 TiAnna Porter	R-Jr.	F	6-2	Paris, Tenn.
32 Caroline Warden	Jr.	G	5-7	Gainesboro, Tenn.
34 Olivia Jones*	So.	G/F	5-10	Murfreesboro, Tenn.

* - primary starter; ^ - top-two reserve

2015-16

No. Name	Cl.	Pos.	Ht.	Hometown
00 Alex Johnson*	Fr.	F	6-0	Murfreesboro, Tenn.
5 Abbey Sissom*	So.	G	5-8	Woodbury, Tenn.
11 Jess Louro	Fr.	G	5-10	Wall, N.J.
12 Brea Edwards*	Sr.	G/F	5-10	Rockford, Ill.
13 Jordan Majors	Fr.	F	6-0	Nashville, Tenn.
14 Katie Collier	Fr.	G	5-9	Knoxville, Tenn.
20 Ty Petty*	Jr.	G	5-7	Murfreesboro, Tenn.
22 Alex Smith	Fr.	F	6-4	Bronx, N.Y.
23 Gabby Lyon*	So.	F	6-0	Johnson City, Tenn.
24 Rebecca Reuter^	So.	F	6-2	Cleveland, Tenn.
31 TiAnna Porter^	R-Sr.	F	6-2	Paris, Tenn.
32 Caroline Warden	Sr.	G	5-7	Gainesboro, Tenn.
34 Olivia Jones	Jr.	G/F	5-10	Murfreesboro, Tenn.

* - primary starter; ^ - top-two reserve

2016-17

No. Name	Cl.	Pos.	Ht.	Hometown
00 Alex Johnson*	So.	F	6-0	Murfreesboro, Tenn.
3 Kyla Allison^	Fr.	G	6-0	Orlando, Fla.
5 Abbey Sissom*	Jr.	G	5-8	Woodbury, Tenn.
10 Shayla Middlebrooks	Fr.	G	5-8	Elyria, Ohio
12 Jess Louro*	So.	G	5-10	Wall, N.J.
13 Jordan Majors	So.	F	6-0	Nashville, Tenn.
14 Katie Collier	So.	G	5-9	Knoxville, Tenn.
20 Ty Petty*	Sr.	G	5-7	Murfreesboro, Tenn.
23 Gabby Lyon^	Jr.	F	6-0	Johnson City, Tenn.
24 Rebecca Reuter*	Jr.	F	6-2	Cleveland, Tenn.
35 Charity Savage	Fr.	F	6-0	Memphis, Tenn.

* - primary starter; ^ - top-two reserve

2017-18

No. Name	Cl.	Pos.	Ht.	Hometown
00 Alex Johnson*	Jr.	F	6-0	Murfreesboro, Tenn.
3 Kyla Allison	So.	G	6-0	Orlando, Fla.
5 Abbey Sissom*	Sr.	G	5-8	Woodbury, Tenn.
11 Jadona Davis	Fr.	C	6-5	Buckatunna, Miss.
12 Jess Louro*	Jr.	G	5-10	Wall, N.J.
13 Jordan Majors	So.	F	6-0	Nashville, Tenn.
14 Katie Collier*	Jr.	G	5-9	Knoxville, Tenn.
15 Anna Jones^	Fr.	G	6-1	Jackson, Tenn.
21 LaSonja Edwards	Jr.	F	6-1	Fort Pierce, Fla.
23 Gabby Lyon^	Sr.	F	6-0	Johnson City, Tenn.
24 Rebecca Reuter*	Sr.	F	6-2	Cleveland, Tenn.

35 Charity Savage	So.	F	6-0	Memphis, Tenn.
43 Kara Meadows	Fr.	C	6-4	Clarkrange, Tenn.

* - primary starter; ^ - top-two reserve

2018-19

No. Name	Cl.	Pos.	Ht.	Hometown
00 Alex Johnson*	Sr.	F	6-0	Murfreesboro, Tenn.
1 A'Queen Hayes*	Sr.	G	5-8	Horn Lake, Miss.
2 Taylor Sutton*	Fr.	G	5-4	Atlanta, Ga.
3 Kyla Allison	Jr.	G	6-0	Orlando, Fla.
11 Jadona Davis	So.	C	6-5	Buckatunna, Miss.
12 Jess Louro*	Sr.	G	5-10	Wall, N.J.
13 Jordan Majors^	r-Jr.	F	6-0	Nashville, Tenn.
14 Katie Collier^	Sr.	G	5-9	Knoxville, Tenn.
15 Anna Jones*	So.	G	6-1	Jackson, Tenn.
21 LaSonja Edwards	Sr.	F	6-1	Fort Pierce, Fla.
23 Alexis Whittington^	Fr.	G	5-11	Murfreesboro, Tenn.
24 Amanda Whittington	Fr.	G	5-10	Murfreesboro, Tenn.
34 Mykia Dowdell	Fr.	F	5-9	Oak Ridge, Tenn.
35 Charity Savage	Jr.	F	6-0	Memphis, Tenn.

* - primary starter; ^ - top-two reserve

2019-20

No. Name	Cl.	Pos.	Ht.	Hometown
1 Anastasia Hayes*	r-So.	G	5-7	Murfreesboro, Tenn.
2 Taylor Sutton*	So.	G	5-4	Atlanta, Ga.
3 Taylor Lewis	Fr.	G/F	5-10	Columbia, S.C.
5 Kiya Turner	Fr.	G	5-6	Ponte Vedra, Fla.
11 Aislynn Hayes*	Fr.	G	5-6	Murfreesboro, Tenn.
23 Alexis Whittington^	So.	G	5-11	Murfreesboro, Tenn.
24 Amanda Whittington	So.	G	5-10	Murfreesboro, Tenn.
30 Rellah Boothe^	r-So.	F	6-3	Ocala, Fla.
33 Courtney Whitson*	Fr.	F	6-0	Kingsport, Tenn.
35 Charity Savage*	Sr.	F	6-0	Memphis, Tenn.

* - primary starter; ^ - top-two reserve

2020-21

No. Name	Cl.	Pos.	Ht.	Hometown
1 Anastasia Hayes*	Jr.	G	5-7	Murfreesboro, Tenn.
3 Taylor Lewis	So.	G	5-10	Columbia, S.C.
11 Aislynn Hayes*	So.	G	5-6	Murfreesboro, Tenn.
12 Jada Grannum	Fr.	F	6-3	Mississauga, Ontario
15 Anabel Latorre	Fr.	F	6-3	Zaragoza, Spain
23 Alexis Whittington*	Jr.	G	5-11	Murfreesboro, Tenn.
24 Amanda Whittington	Jr.	G	5-11	Murfreesboro, Tenn.
30 Rellah Boothe^	Jr.	F	6-3	Ocala, Fla.
31 Deja Cage*	Sr.	G	5-8	Chicago, Ill.
32 Kseniia "Susha" Kozlova^	Fr.	F	6-4	Moscow, Russia
33 Courtney Whitson*	So.	F	6-0	Kingsport, Tenn.

* - primary starter; ^ - top-two reserve

2021-22

No. Name	Cl.	Pos.	Ht.	Hometown
1 Courtney Blakely^	Fr.	G	5-8	Gary, Ind.
2 Anastasiia Boldyreva*	Fr.	C	6-6	Moscow, Russia
4 Gracie Dodgen	Fr.	G	5-10	Sparta, Tenn.
5 Kseniya Malashka^	r-Jr.	F	6-0	Minsk, Belarus
10 Jalynn Gregory*	Fr.	G	5-8	Lafayette, Tenn.
11 Anabel Latorre Ciria	So.	F	6-3	Zaragoza, Spain
15 Dor Saar*	Sr.	G	5-6	Ma'Anit, Isreal
22 Jada Grannum	So.	F	6-3	Mississauga, Ontario
23 Alexis Whittington*	Sr.	G	5-11	Murfreesboro, Tenn.
24 Amanda Whittington	Sr.	G	5-10	Murfreesboro, Tenn.
33 Courtney Whitson*	Jr.	F	6-0	Kingsport, Tenn.

* - primary starter; ^ - top-two reserve

2022-23

No. Name	Cl.	Pos.	Ht.	Hometown
1 Courtney Blakely^	So.	G	5-8	Gary, Ind.

2 Anastasiia Boldyreva*	So.	C	6-6	Moscow, Russia
3 Gracie Dodgen	So.	G	5-10	Sparta, Tenn.
4 Savannah Wheeler*	Jr.	G	5-6	Catlettsburg, Ky.
5 Kseniya Malashka^	r-Sr.	F	6-0	Minsk, Belarus
10 Jalynn Gregory*	So.	G	5-8	Lafayette, Tenn.
11 Anabel Latorre Ciria	Jr.	F	6-3	Zaragoza, Spain
12 Gracie Hamby	Fr.	G	5-8	Murfreesboro, Tenn.
15 Ta'Mia Scott	Fr.	G	6-0	Clarksville, Tenn.
22 Jada Grannum	Jr.	F	6-3	Mississauga, Ontario
23 Alexis Whittington*	Sr.	G	5-11	Murfreesboro, Tenn.
33 Courtney Whitson*	Jr.	F	6-0	Kingsport, Tenn.
40 Meioshe Mason	Fr.	F	6-4	Lebanon, Tenn.

* - primary starter; ^ - top-two reserve

2023-24

No. Name	Cl.	Pos.	Ht.	Hometown
0 Sifa Ineza	So.	G	5-11	Musanze, Rwanda
2 Anastasiia Boldyreva	Jr.	C	6-6	Moscow, Russia
3 Gracie Dodgen	r-So.	G	5-10	Sparta, Tenn.
4 Savannah Wheeler	5Y	G	5-6	Catlettsburg, Ky.
9 Dora Van Rijis	Fr.	F	6-0	Budapest, Hungary
10 Jalynn Gregory	Jr.	G	5-8	Lafayette, Tenn.
12 Gracie Hamby	r-Fr.	G	5-8	Murfreesboro, Tenn.
15 Ta'Mia Scott	So.	G	6-0	Clarksville, Tenn.
22 Jada Grannum	r-Jr.	F	6-3	Mississauga, Ontario
23 Jada Harrison	Fr.	G	5-8	Martin, Tenn.
31 Zahira Arizmendi Rubio	Fr.	G	5-8	Madrid, Spain
33 Courtney Whitson	Gr.	F	6-0	Kingsport, Tenn.
40 Meioshe Mason	r-Fr.	C	6-4	Lebanon, Tenn.
42 Stanislava Kabernick	Fr.	F	6-1	St. Petersburg, Russia
55 Iullia Grabovskaia	So.	C	6-5	Rostov-on-Don, Russia

CONFERENCE CHAMPIONSHIPS



REGULAR SEASON
11

TOURNAMENT
6

REGULAR SEASON TITLES

1979-80	1982-83	1983-84
1984-85	1985-86	1986-87
1987-88	1988-89	1994-95
1995-96	1997-98	

TOURNAMENT TITLES

1982-83	1983-84	1984-85
1985-86	1987-88	1997-98

REGULAR SEASON
7

TOURNAMENT
7

REGULAR SEASON TITLES

2003-04	2006-07	2008-09
2009-10	2010-11	2011-12
2012-13		

TOURNAMENT TITLES

2003-04	2004-05	2005-06
2006-07	2008-09	2009-10
2012-13		

REGULAR SEASON
2

TOURNAMENT
4

REGULAR SEASON TITLES

2013-14	2022-23
---------	---------

TOURNAMENT TITLES

2013-14	2015-16	2020-21
2022-23		



NCAA TOURNAMENT HISTORY

20 NCAA TOURNAMENT APPEARANCES

Year	Seed	Round	Opponent	Result
1983	#9	Opening Round	#8 Jackson State	W, 67-62
	#9	First Round	#1 LA Tech	L, 59-91
1984	#6	First Round	#3 Tennessee	L, 52-70
1985	#5	First Round	#4 WKU	L, 83-90
1986	#10	First Round	#7 South Carolina	W, 78-77
		Second Round	#2 LSU	L, 65-78
1988	#10	First Round	#7 Kansas	L, 75-81
1996	#13	First Round	#4 Kansas	L, 57-72
1998	#15	First Round	#2 Duke	L, 67-92
2004	#13	First Round	#4 North Carolina	W, 67-62
	#13	Second Round	#5 Notre Dame	L, 46-59
2005	#12	First Round	#5 NC State	W, 60-58
	#12	Second Round	#4 Texas Tech	L, 69-80
2006	#12	First Round	#5 Utah	L, 71-76
2007	#5	First Round	#12 Gonzaga	W, 85-46
	#5	Second Round	#13 Marist	L, 59-73
2009	#8	First Round	#9 Michigan State	L, 59-60
2010	#10	First Round	#7 Mississippi State	L, 64-68
2011	#11	First Round	#6 Georgia	L, 41-56
2012	#10	First Round	#7 Vanderbilt	L, 46-60
2013	#12	First Round	#5 Louisville	L, 49-74
2014	#8	First Round	#9 Oregon State	L, 36-55
2016	#12	First Round	#5 Florida State	L, 55-72
2021	#14	First Round	#3 Tennessee	L, 62-87
2023	#11	First Round	#6 Colorado	L, 60-82

MIDDLE TENNESSEE 67, JACKSON STATE 62

Midwest Regional
Opening Round | March 15, 1983
JSU Athletics and Assembly Center | Jackson, Miss.

OFFICIAL NCAA BASKETBALL BOX SCORE Date: 3-15-83 Site: JSU Assembly Center

NO.	NAME	FG	FGA	FT	FTA	REB	PF	TP	A	TO	BLK	MIN
10	Middle Tenn State	10	17	10	12	20	10	1	0	1	0	67
10	Jackson State	10	17	10	12	20	10	1	0	1	0	62

TECHNICAL Fouls: Middle Tenn State (1), Jackson State (1)
OFFICIALS: [Names]

LOUISIANA TECH 91, MIDDLE TENNESSEE 59

Midwest Regional
First Round | March 17, 1983
Thomas Assembly Center | Ruston, La.

OFFICIAL NCAA BASKETBALL BOX SCORE Date: March 17, 1983 Site: Ruston, LA

NO.	NAME	FG	FGA	FT	FTA	REB	PF	TP	A	TO	BLK	MIN
10	Louisiana Tech	25	66	9	18	33	14	5	9	17	3	91
10	Middle Tennessee	10	17	10	12	20	10	1	0	1	0	59

TECHNICAL Fouls: Louisiana Tech (1), Middle Tennessee (1)
OFFICIALS: [Names]

TENNESSEE 70, MIDDLE TENNESSEE 52

Midwest Regional
First Round | March 17, 1984
Stokely Athletic Center | Knoxville, Tenn.

NCAA FIRST ROUND OFFICIAL NCAA BASKETBALL BOX SCORE Date: 3-17-84 Site: KNOXVILLE, TN

NO.	NAME	FG	FGA	FT	FTA	REB	PF	TP	A	TO	BLK	MIN
10	Tennessee	24	59	12	17	46	20	7	0	17	0	70
10	Middle Tennessee	10	17	10	12	20	10	1	0	1	0	52

TECHNICAL Fouls: Tennessee (1), Middle Tennessee (1)
OFFICIALS: [Names]

WESTERN KENTUCKY 90, MIDDLE TENNESSEE 83

Midwest Regional
First Round | March 17, 1985
E.A. Diddle Arena | Bowling Green, Ky.

OFFICIAL NCAA BASKETBALL BOX SCORE Date: March 17, 1985 Site: E.A. Diddle Arena

NO.	NAME	FG	FGA	FT	FTA	REB	PF	TP	A	TO	BLK	MIN
10	Western Kentucky	32	63	19	24	39	24	9	0	15	2	90
10	Middle Tennessee	10	17	10	12	20	10	1	0	1	0	83

TECHNICAL Fouls: Western Kentucky (1), Middle Tennessee (1)
OFFICIALS: [Names]

MIDDLE TENNESSEE 78, SOUTH CAROLINA 77 (OT)

Midwest Regional
First Round | March 12, 1986
Frank McGuire Arena | Columbia, S.C.

FIRST ROUND - MIDWEST REGION OFFICIAL NCAA BASKETBALL BOX SCORE Date: 3-12-86 Site: COLUMBIA, SC

NO.	NAME	FG	FGA	FT	FTA	REB	PF	TP	A	TO	BLK	MIN
10	Middle Tennessee	32	70	13	20	48	18	7	0	23	2	78
10	South Carolina	10	17	10	12	20	10	1	0	1	0	77

TECHNICAL Fouls: Middle Tennessee (1), South Carolina (1)
OFFICIALS: [Names]



NCAA TOURNAMENT HISTORY

MIDDLE TENNESSEE 60, NC STATE 58

Philadelphia Regional
First Round | March 19, 2005
Reunion Arena | Dallas, Texas

Official Basketball Box Score -- GAME TOTALS -- FINAL STATISTICS

Middle Tennessee State vs NC State
03-19-05 6:00 PM at Dallas, Texas (Reunion Arena)

VISITORS: Middle Tennessee State 24-9

Player Name	PG	FG	FT	REB	PF	TP	A	TO	BK	S	MIN
04 Horton, Kyrle	f	4-9	0-0	1	2	4	11	1	0	0	29
21 Howell, Kyle	g	0-12	0-0	1	1	2	3	5	3	1	2
00 Gray, Clara	g	1-2	0-1	0-0	1	3	4	2	4	1	33
22 Gilvens, Christy	g	3-8	0-0	2-4	2	3	4	8	3	4	35
23 Holmes, Patricia	g	11-18	2-6	2-2	0	2	2	26	2	2	34
11 Jakobsen, Dittie	g	0-0	0-0	0	0	1	1	0	0	0	9
11 Jakobsen, Dittie	g	0-0	0-0	0	0	1	1	0	0	0	9
12 Orr, Starr	g	0-0	0-0	0	0	0	0	1	0	0	11
31 Boyd, Laktira	g	1-4	0-1	0-0	1	1	1	2	1	0	16
TEAM											
Totals		25-53	2-8	8-11	11	14	25	17	60	15	210

TOTAL FG 1st Half: 11-26 42.3% 2nd Half: 14-27 51.9% Game: 47.2% DEADB
 3-PT. FG 1st Half: 2-4 50.0% 2nd Half: 0-4 0.0% Game: 25.0% REBS
 F Throw % 1st Half: 2-3 66.7% 2nd Half: 6-8 75.0% Game: 72.7% 1

HOME TEAM: NC State 21-6

Player Name	PG	FG	FT	REB	PF	TP	A	TO	BK	S	MIN
01 Rashid Whitlington	g	6-10	0-0	4-4	3	7	10	2	16	1	33
44 Tiffany Stansbury	g	2-11	0-0	1-6	1	4	8	2	19	0	21
22 Marqueta Dickens	g	2-4	0-0	0-0	1	0	1	0	4	0	0
13 Billie McDowell	g	2-4	0-0	0-0	1	0	1	0	4	0	0
02 Rachel Goodkiss	g	1-3	0-0	0-0	1	0	1	0	6	1	28
03 Kelsha Brown	g	0-0	0-0	0-0	0	0	0	0	4	0	0
11 Monica Pope	g	1-3	0-1	2-2	1	2	3	2	4	4	21
15 Ashley Kay	g	1-5	1-4	1-2	1	2	3	2	4	4	19
32 Tiffany McCollins	g	1-1	0-0	0-0	1	2	3	2	4	0	6
TEAM											
Totals		21-43	3-9	13-18	13	15	58	13	19	3	8200

TOTAL FG 1st Half: 10-22 45.5% 2nd Half: 11-21 52.4% Game: 48.4% DEADB
 3-PT. FG 1st Half: 1-4 25.0% 2nd Half: 2-5 40.0% Game: 33.3% REBS
 F Throw % 1st Half: 4-5 80.0% 2nd Half: 1-3 33.3% Game: 72.2% 4

Technical fouls: Middle Tennessee State-None, NC State-None.

Attendance: 21,433

Score by Periods: 1st 2nd Total

Middle Tennessee State..... 60 58 118

NC State..... 21 26 47

Points in the paint-60/24, Points off turnovers-18/21, 33

2nd chance points-11/17, 9, Fast break points-6/7, 2

Bench points-11/17, 14, Score tied-12 times, Lead changed-16 times.

Last FG-MT 2nd-00:01, FT 2nd-00:26.

TEXAS TECH 80, MIDDLE TENNESSEE 69

Philadelphia Regional
Second Round | March 21, 2005
Reunion Arena | Dallas, Texas

Official Basketball Box Score -- GAME TOTALS -- FINAL STATISTICS

Middle Tennessee State vs Texas Tech
3/21/05 8:00 PM at Dallas, Texas (Reunion Arena)

VISITORS: Middle Tennessee State 24-9

Player Name	PG	FG	FT	REB	PF	TP	A	TO	BK	S	MIN
04 Horton, Kyrle	f	7-12	1-1	2-4	8	2	10	4	17	2	1
11 Skovell, Kyle	g	3-6	0-0	2-3	5	0	5	4	8	2	1
20 Gray, Clara	g	1-5	1-3	0-0	0	0	0	2	3	4	0
12 Gilvens, Christy	g	6-16	0-1	2-2	0	3	3	24	1	0	28
12 Holmes, Patricia	g	9-19	3-9	2-2	0	5	5	1	25	3	3
11 Jakobsen, Dittie	g	0-1	0-1	0-0	0	1	1	0	1	0	0
12 Orr, Starr	g	0-0	0-0	0-0	0	0	0	1	0	0	0
31 Boyd, Laktira	g	0-1	0-0	2-2	1	2	1	2	0	0	15
TEAM											
Totals		26-60	7-15	10-13	14	13	27	16	69	13	8200

TOTAL FG 1st Half: 11-30 36.7% 2nd Half: 15-30 50.0% Game: 43.3% DEADB
 3-PT. FG 1st Half: 4-9 44.4% 2nd Half: 3-6 50.0% Game: 46.7% REBS
 F Throw % 1st Half: 3-4 75.0% 2nd Half: 7-9 77.8% Game: 76.9% 1

HOME TEAM: Texas Tech 24-7

Player Name	PG	FG	FT	REB	PF	TP	A	TO	BK	S	MIN
11 Davis, LaToya	f	4-6	0-0	3-6	7	9	16	2	11	0	1
15 Robinson, Alshawn	g	10-18	0-13	0-0	3	4	5	1	25	1	3
31 Greenwell, Claiton	g	7-10	0-0	5-8	4	2	6	3	9	0	3
15 Dabbs, Chelley	g	4-8	0-1	1-2	2	3	5	2	9	3	2
14 Grant, Brian	g	5-10	0-0	2-2	1	0	1	12	8	3	0
15 Smith, Jadhith	g	1-1	1-1	0-0	0	0	0	4	0	0	1
14 Griffin, Darrius	g	0-0	0-0	0-0	0	0	0	0	1	0	4
TEAM											
Totals		31-53	6-13	12-20	15	37	37	11	80	15	4

TOTAL FG 1st Half: 17-27 63.0% 2nd Half: 14-26 53.8% Game: 58.5% DEADB
 3-PT. FG 1st Half: 4-8 50.0% 2nd Half: 2-5 40.0% Game: 46.2% REBS
 F Throw % 1st Half: 8-10 80.0% 2nd Half: 4-10 40.0% Game: 60.0% 2

Technical fouls: Middle Tennessee State-None, Texas Tech-None.

Attendance: 5438

Score by Periods: 1st 2nd Total

Middle Tennessee State..... 60 69 129

Texas Tech..... 24 45 69

Points in the paint-66/27, Points off turnovers-15/24, 39

2nd chance points-19/27, 18, Fast break points-6/7, 2

Bench points-11/17, 14, Score tied-12 times, Lead changed-16 times.

Last FG-MT 2nd-00:01, FT 2nd-00:13.

UTAH 76, MIDDLE TENNESSEE 71

Albuquerque Regional
First Round | March 18, 2006
McKale Center | Tucson, Ariz.

Official Basketball Box Score -- GAME TOTALS -- FINAL STATISTICS

Middle Tennessee State vs Utah
03/18 a.m. NET at Olson Court/McKale Center, Tucson, Ariz.

VISITORS: Middle Tennessee State 20-11

Player Name	PG	FG	FT	REB	PF	TP	A	TO	BK	S	MIN
04 Horton, Kyrle	f	4-8	0-0	2-4	2	4	3	10	0	0	3
21 Howell, Kyle	g	5-9	0-0	0-0	2	3	5	4	10	2	1
00 Gray, Clara	g	1-2	0-0	0-0	0	2	3	15	1	0	1
22 Gilvens, Christy	g	5-9	1-9	0-0	0	2	3	10	1	0	31
23 Holmes, Patricia	g	11-22	2-8	3-4	0	1	1	0	0	0	0
11 Jakobsen, Dittie	g	0-3	0-0	0-0	0	0	0	0	0	0	0
12 Orr, Starr	g	3-6	2-3	0-0	0	2	4	8	3	4	0
31 Boyd, Laktira	g	0-1	0-1	0-0	0	0	0	1	0	0	0
TEAM											
Totals		29-63	10-20	3-8	7	20	37	19	71	16	10

TOTAL FG 1st Half: 13-34 38.2% 2nd Half: 16-29 55.2% Game: 46.0% DEADB
 3-PT. FG 1st Half: 5-14 35.7% 2nd Half: 5-6 83.3% Game: 50.0% REBS
 F Throw % 1st Half: 0-0 0.0% 2nd Half: 3-8 37.5% Game: 37.5% 2

HOME TEAM: Utah 25-6

Player Name	PG	FG	FT	REB	PF	TP	A	TO	BK	S	MIN
01 Smith, Mike	g	9-13	1-2	3-3	3	7	10	2	13	3	1
22 Jefferson, Alshawn	g	6-11	0-1	2-3	4	6	10	1	14	0	1
01 Dehaan, Alyssa	g	8-19	1-1	2-3	5	10	3	20	1	4	1
03 Poole, Porsche	g	0-0	0-0	0-0	1	2	2	1	4	1	17
41 Dehaan, Alyssa	g	3-7	0-0	0-0	2	4	6	0	6	0	1
03 Poole, Porsche	g	0-0	0-0	0-0	0	0	0	0	0	0	0
24 Schifferauer, Courtney	g	0-0	0-0	0-0	1	0	1	0	1	0	2
32 Keene, Kalisha	g	4-6	1-2	4-4	3	4	2	13	2	4	1
45 Hitch, Lauren	g	1-4	0-0	1-2	1	3	4	3	3	0	1
TEAM											
Totals		26-56	5-15	19-21	10	39	11	76	13	6	2

TOTAL FG 1st Half: 13-28 46.4% 2nd Half: 13-28 46.4% Game: 46.4% DEADB
 3-PT. FG 1st Half: 3-8 37.5% 2nd Half: 2-7 28.6% Game: 33.3% REBS
 F Throw % 1st Half: 2-3 66.7% 2nd Half: 17-18 94.4% Game: 90.5% 2,1

Technical fouls: Middle Tennessee State-None, Utah-None.

Attendance: 2156

Score by Periods: 1st 2nd Total

Middle Tennessee..... 60 71 131

Utah..... 25 51 76

Points in the paint-60/24, Points off turnovers-18/21, 33

2nd chance points-11/17, 9, Fast break points-6/7, 2

Bench points-11/17, 14, Score tied-12 times, Lead changed-16 times.

Last FG-MT 2nd-00:01, FT 2nd-00:26.

MIDDLE TENNESSEE 85, GONZAGA 46

Dayton Regional
First Round | March 17, 2007
Maples Pavilion | Palo Alto, Calif.

Official Basketball Box Score -- GAME TOTALS -- FINAL STATISTICS

Gonzaga vs Middle Tennessee State
3/17/07 5:00pm at Maples Pavilion

VISITORS: Gonzaga 24-10

Player Name	PG	FG	FT	REB	PF	TP	A	TO	BK	S	MIN
30 HORN, Heath	g	3-6	0-0	1	7	8	3	6	0	13	0
42 HORN, Heath	g	2-7	0-1	1-2	0	5	13	4	3	4	34
12 HORN, Heath	g	0-1	0-0	0-0	1	2	0	3	7	0	23
31 HORN, Heath	g	2-0	0-0	4-4	0	2	3	0	2	13	27
22 BURKLEND, Jami	g	1-6	0-1	0-0	2	1	3	2	2	0	23
33 HOLMES, Seth	g	2-4	0-0	0-0	0	1	0	4	0	0	0
11 BASSSETT, Maria	g	0-0	0-0	0-0	0	0	0	0	0	0	4
31 HILLIOT, Michelle	g	4-5	2-2	7-9	5	4	2	7	5	2	23
44 PRINCE, Vivian	g	1-3	0-1	2-2	1	2	3	2	4	4	0
54 PRINCE, Vivian	g	0-2	0-0	0-0	2	2	3	0	0	0	13
TEAM											
Totals		16-39	2-6	12-15	24	32	15	46	8	37	5

TOTAL FG 1st Half: 6-17 35.3% 2nd Half: 10-22 45.5% Game: 41.0% DEADB
 3-PT. FG 1st Half: 0-2 0.0% 2nd Half: 2-4 50.0% Game: 33.3% REBS
 F Throw % 1st Half: 0-0 0.0% 2nd Half: 4-5 80.0% Game: 80.0% 1



NCAA TOURNAMENT HISTORY

MISSISSIPPI STATE 68, MIDDLE TENNESSEE 64

Dayton Regional
First Round | March 21, 2010
Peterson Events Center | Pittsburgh, Pa.

Official Basketball Box Score
Middle Tennessee vs Mississippi State
03/21/10 2:36 PM at Peterson Events Center, Pittsburgh, PA

VISITORS: Middle Tennessee 25-6													
#	Player Name	TOV	FG	3-PT	REBOUNDS	FT	PF	TP	A	TO	BLK	S	MIN
	FG-PA	FG-PA	FT-FTA	OF	DE	TOV	PF	TP	A	TO	BLK	S	MIN
11	Brown, Brandi.....	5-14	4-10	0-0	0	5	0	14	2	1	0	0	40
22	Clark, Alysha.....	5-17	0-1	3-4	6	14	5	17	3	2	0	1	35
00	Lynch, Chelsea.....	3-9	2-6	3-4	2	3	5	11	3	5	0	2	39
10	Pickel, Jackie.....	4-14	3-12	0-0	1	4	5	11	6	3	0	1	39
30	Lanning, Anne Marie.....	4-11	3-8	0-0	2	1	3	11	4	3	0	1	40-
20	Stewart, Tina.....	0-0	0-0	0-0	0	0	0	0	0	0	0	0	1
24	Jones, Kortni.....	0-0	0-0	0-0	0	0	0	0	0	0	0	0	1
32	Garrett, Dana.....	0-0	0-0	0-0	0	0	0	1	0	1	0	0	5
TEAM.....					1	2							
Totals.....	23-65	12-37	6-8	12	22	34	14	64	19	14	0	5	200
TOTAL FG 1st Half: 10-39	25.6%	2nd Half: 13-26	50.0%	Game: 35.4%	DEADS								
3-PT. FG 1st Half: 5-20	25.0%	2nd Half: 12-38	31.6%	Game: 32.4%	REBS								
F Throw 1st Half: 5-6	83.3%	2nd Half: 1-2	50.0%	Game: 75.0%	1								

HOME TEAM: Mississippi State 20-12													
#	Player Name	TOV	FG	3-PT	REBOUNDS	FT	PF	TP	A	TO	BLK	S	MIN
	FG-PA	FG-PA	FT-FTA	OF	DE	TOV	PF	TP	A	TO	BLK	S	MIN
10	Hokamp, Chanel.....	5-12	2-3	0-0	4	10	14	3	20	1	2	2	37
02	Rack, Alexis.....	6-15	4-9	5-7	1	3	4	1	21	5	4	0	37
05	Lumani, Arnelia.....	1-1	0-1	4-4	1	2	3	0	12	2	0	1	28
23	Grimes, Tyshae.....	4-10	3-10	0-0	5	2	5	2	8	0	3	0	25
33	Govero, Mary Kathryn.....	1-5	1-3	0-0	1	1	2	1	3	4	1	0	28
00	Kelona, Rima.....	0-0	0-0	1	2	2	0	2	0	0	0	0	1
03	Johnson, Dianne.....	1-4	0-0	0-0	2	3	5	1	2	4	0	0	21
14	Washington, Bekah.....	0-0	0-0	0-0	2	2	1	0	0	1	0	0	6
24	Jones, Ashley.....	0-1	0-0	0-0	1	3	4	0	0	1	0	0	7
TEAM.....													
Totals.....	26-59	7-19	9-11	11	30	41	9	68	16	17	2	5	200
TOTAL FG 1st Half: 11-28	39.3%	2nd Half: 15-31	48.4%	Game: 44.1%	DEADS								
3-PT. FG 1st Half: 1-8	12.5%	2nd Half: 6-11	54.5%	Game: 36.8%	REBS								
F Throw 1st Half: 5-6	83.3%	2nd Half: 4-5	80.0%	Game: 81.8%	3								

Officials: Dennis Detroy (R), Kathy Longner, Kevin Ruland
 Technical fouls: Middle Tennessee-None, Mississippi State-None.
 Attendance: 5156
 Score by Periods: 1st 2nd Total
 Middle Tennessee..... 20 34 = 54
 Mississippi State..... 28 40 = 68
 2010 NCAA Women's Basketball Tournament - Dayton Region First Round

Points in the paint-MT 20, MSU 28. Points off turnovers-MT 18, MSU 16.
 2nd chance points-MT 9, MSU 11. Fast break points-MT 15, MSU 19.
 Bench points-MT 9, MSU 4. Score tied-2 times. Lead changed-3 times.
 Last FG-MT 2nd-04:39, MSU 2nd-00:37.
 Largest lead-MT by 15 1st-09:11, MSU by 4 2nd-00:04.

GEORGIA 56, MIDDLE TENNESSEE 41

Dallas Regional
First Round | March 20, 2011
Auburn Arena | Auburn, Ala.

Official Basketball Box Score
Middle Tennessee vs Georgia
03/20/11 6:46 p.m. at Auburn, Ala. -- Auburn Arena

VISITORS: Middle Tennessee 23-8													
#	Player Name	TOV	FG	3-PT	REBOUNDS	FT	PF	TP	A	TO	BLK	S	MIN
	FG-PA	FG-PA	FT-FTA	OF	DE	TOV	PF	TP	A	TO	BLK	S	MIN
11	Brown, Brandi.....	5-13	0-0	0-2	5	0	5	3	10	2	3	0	36
23	March, Lauren.....	1-2	0-0	0-0	1	1	2	0	0	0	0	0	17
21	Elie, Iceilyn.....	2-8	0-1	0-0	0	1	1	2	4	1	0	0	19
24	Jones, Kortni.....	9-11	1-9	0-0	1	6	3	3	1	5	0	3	39
30	Lanning, Anne Marie.....	4-11	2-7	5-6	2	3	5	2	15	1	3	0	29
01	Brinkley, Janay.....	0-1	0-1	0-0	0	0	0	0	0	0	0	0	1
11	Ajansani, Janila.....	0-2	0-2	0-0	0	3	4	0	1	0	0	0	18
44	McFadden, Molly.....	0-0	0-0	0-0	0	0	0	0	0	0	0	0	1
50	Stewart, Keke.....	3-8	0-1	1-2	1	2	3	7	1	3	0	0	24
52	Leonard, Laken.....	0-0	0-0	0-0	0	0	0	0	0	1	0	0	6
TEAM.....					2	3							
Totals.....	16-56	3-20	6-10	12	38	21	18	41	7	17	0	6	200
TOTAL FG 1st Half: 8-29	27.6%	2nd Half: 8-27	29.6%	Game: 28.6%	DEADS								
3-PT. FG 1st Half: 2-12	16.7%	2nd Half: 1-8	12.5%	Game: 15.0%	REBS								
F Throw 1st Half: 2-2	100%	2nd Half: 4-8	50.0%	Game: 60.0%	2								

HOME TEAM: Georgia 22-10													
#	Player Name	TOV	FG	3-PT	REBOUNDS	FT	PF	TP	A	TO	BLK	S	MIN
	FG-PA	FG-PA	FT-FTA	OF	DE	TOV	PF	TP	A	TO	BLK	S	MIN
12	Bassel, Jasmine.....	5-6	0-0	1-1	2	3	5	2	11	0	4	0	30
21	Phillips, Porsha.....	1-2	0-0	0-0	0	0	1	1	0	2	3	1	35
01	Miller, Khalida.....	9-0	4-2	0-0	0	1	1	4	2	2	0	1	27
10	Jones, Jasmine.....	9-10	0-1	1-1	0	5	5	2	18	0	6	4	40
11	Mitchell, Meredith.....	3-10	0-2	3-5	0	7	3	9	4	2	3	35	
02	Jones, Ebony.....	0-0	0-0	0-0	0	0	0	0	0	0	0	0	1
14	Armstrong, Anne Marie.....	2-2	1-2	1-2	1	1	0	8	2	0	1	22	
23	Willis, Tamika.....	0-0	0-0	0-0	0	2	2	2	0	1	1	1	9
44	Johnson, Ariel.....	0-0	0-0	0-0	0	0	0	0	0	0	0	0	1
TEAM.....					1	3							
Totals.....	21-44	1-7	13-18	18	38	34	56	7	21	4	10	20	
TOTAL FG 1st Half: 11-23	47.8%	2nd Half: 10-21	47.6%	Game: 47.2%	DEADS								
3-PT. FG 1st Half: 1-4	25.0%	2nd Half: 0-3	0.0%	Game: 14.3%	REBS								
F Throw 1st Half: 3-5	60.0%	2nd Half: 10-13	76.9%	Game: 72.0%	1								

Officials: Beverly Roberts, James Hall, William Lanning
 Technical fouls: Middle Tennessee-None, Georgia-None.
 Attendance: 1383
 Score by Periods: 1st 2nd Total
 Middle Tennessee..... 20 21 = 41
 Georgia..... 26 30 = 56
 2011 NCAA Division I Women's Basketball Championship - First Round

Points in the paint-MT 20, GA 30. Points off turnovers-MT 7, GA 16.
 2nd chance points-MT 7, GA 8. Fast break points-MT 0, GA 2.
 Bench points-MT 7, GA 5. Score tied-4 times. Lead changed-3 times.
 Last FG-MT 2nd-01:15, GA 2nd-03:46.
 Largest lead-MT by 2 1st-19:33, GA by 19 2nd-07:30.

VANDERBILT 60, MIDDLE TENNESSEE 46

Dallas Regional
First Round | March 18, 2012
Memorial Gymnasium | Nashville, Tenn.

Official Basketball Box Score
Middle Tennessee vs Vanderbilt
03/18/12 4:10 p.m. at Nashville, Tenn. (Memorial Gymnasium)

VISITORS: Middle Tennessee 26-7													
#	Player Name	TOV	FG	3-PT	REBOUNDS	FT	PF	TP	A	TO	BLK	S	MIN
	FG-PA	FG-PA	FT-FTA	OF	DE	TOV	PF	TP	A	TO	BLK	S	MIN
11	Brown, Brandi.....	3-14	0-4	1-2	4	10	16	4	7	0	3	2	34
21	Rowe, Ebony.....	4-14	0-0	2-5	14	2	16	3	10	2	1	1	38
05	Cason, Shanice.....	0-7	0-2	2-2	1	3	4	2	7	0	0	0	40
24	Jones, Kortni.....	5-14	2-6	0-0	7	1	1	1	12	2	1	1	36
52	Leonard, Laken.....	3-8	3-7	0-0	1	0	1	0	9	0	0	0	27
01	Brinkley, Janay.....	0-0	0-0	0-0	0	0	0	0	0	0	0	0	5
11	Ajansani, Janila.....	1-1	0-0	0-0	0	0	0	0	0	0	0	0	1
23	March, Lauren.....	0-0	0-0	0-1	1	2	3	0	0	0	0	0	11
42	Stewart, Keke.....	1-5	0-1	0-0	0	0	0	0	0	0	0	0	7
44	McFadden, Molly.....	1-1	0-0	0-0	0	0	0	0	0	0	0	0	1
TEAM.....					2								
Totals.....	18-64	5-20	5-10	25	16	41	17	46	9	15	3	4	200
TOTAL FG 1st Half: 7-31	22.6%	2nd Half: 11-33	33.3%	Game: 28.1%	DEADS								
3-PT. FG 1st Half: 2-8	25.0%	2nd Half: 1-12	8.3%	Game: 25.0%	REBS								
F Throw 1st Half: 2-6	33.3%	2nd Half: 3-4	75.0%	Game: 50.0%	3								

HOME TEAM: Vanderbilt 23-9													
#	Player Name	TOV	FG	3-PT	REBOUNDS	FT	PF	TP	A	TO	BLK	S	MIN
	FG-PA	FG-PA	FT-FTA	OF	DE	TOV	PF	TP	A	TO	BLK	S	MIN
10	Brown, Brandi.....	4-9	3-5	1-2	4	9	1	12	2	0	0	3	37
11	CLARKE, Tiffany.....	0-0	0-0	1-2	2	2	4	4	5	1	1	1	14
21	WOLFE, Stephanie.....	4-6	0-0	1-2	4	10	4	9	2	4	3	3	27
10	FOGUE, Christina.....	3-14	1-7	0-1	1	2	1	2	7	6	1	3	38
11	LISTER, Jasmine.....	6-10	0-1	11-14	1	4	5	2	19	6	0	0	40
05	SCHWAB, Rody.....	3-6	0-1	0-0	2	1	3	1	6	1	0	0	16
14	COLEMAN, Jordan.....	0-0	0-0	0-0	0	0	0	0	4	1	0	0	13
32	SMITH, Tracy.....	0-1	0-1	0-0	0	2	0	2	0	0	0	0	11
55	WELLS, Claire.....	1-1	0-0	0-0	1	1	2	0	2	0	0	0	4
TEAM.....													



NCAA TOURNAMENT HISTORY

TENNESSEE 87, MIDDLE TENNESSEE 62

Riverwalk Regional
First Round | March 21, 2021
Frank Erwin Center | Austin, Texas

Official Scouting Site Game - Final
Middle Tenn. at Tennessee
NCAA Division I Women's Basketball Championship - First Round

Game Time: 1:00 PM
Game Duration: 1:17

Officials: Cate Farnham, Dana Hill, Roy Galbreath

Middle Tenn. - 62		Record: 17-8										Shooting By Period					
NO.	Name	MIN	FG	3P	FT	Rebounds	Points	TP	AS	TO	ST	BLOCKS	1st	2nd	3rd	4th	
33	Courtney Whitson	F 37:27	5/10	2/7	0/0	1	3	4	1	6	2	3	0	1	0	1	28
1	Anastasia Hayes	G 40:00	9/25	2/5	8/7	0	2	2	1	6	38	5	8	3	0	3	28
11	Ashlyn Hayes	G 40:00	1/6	3/9	0/0	3	4	2	15	2	0	1	0	1	0	3	25
23	Alaina Whittington	G 32:28	3/9	1/7	0/0	1	1	2	4	7	3	1	0	0	0	0	29
31	Deja Cagle	G 36:50	2/7	2/5	0/0	2	2	3	1	6	0	2	2	0	0	0	19
30	Rehan Boche	G 34:33	0/0	0/0	0/0	1	0	1	2	0	0	0	0	0	0	0	3
32	Kassira Kozlora	G 37:09	1/1	0/0	0/0	1	0	1	2	0	0	0	0	0	0	0	10
12	Jada Granum	G 31:34	0/0	0/0	0/0	0	0	0	0	0	0	0	0	0	0	0	3
Team			5	1	6	0	0	0	0	3							3
Totals		23:08	10/30	6/21	9	12	21	17	14	62	12	11	17	17	0	2	23

Technical Fouls: NONE

Shooting By Period: 1st 40% 2nd 43% 3rd 26% 4th 25%
FT%: 2.6% 33.3%
3PT%: 0.0% 0%
eFG%: 3.07 41.2%

Record: 17-7

NO.	Name	MIN	FG	3P	FT	Rebounds	Points	TP	AS	TO	ST	BLOCKS	1st	2nd	3rd	4th	
00	Rosita Davis	F 35:55	5/14	1/4	5/5	4	10	14	0	4	24	2	1	0	0	0	23
12	Rae Barrell	F 30:14	0/10	0/6	1/6	7	8	5	26	1	8	8	0	0	0	0	24
11	Kashyana Kushkubai	C 27:20	5/9	0/0	0/1	5	3	8	2	10	1	2	0	0	0	0	21
20	Natalia Kay	G 34:29	4/9	0/0	5/6	1	1	2	2	18	0	1	0	0	0	0	20
4	Jordan Walker	G 29:19	4/9	0/2	1/2	7	14	2	9	5	3	1	0	0	0	0	27
25	Jordan Horston	G 27:09	2/6	0/2	2/2	0	6	6	2	6	5	3	0	0	0	0	4
2	Destiny Boney	G 18:54	0/0	0/0	0/0	1	1	0	0	0	1	1	0	0	0	0	2
21	Tess Darby	G 13:10	1/2	1/2	0/0	1	2	3	0	0	0	0	0	0	0	0	10
10	Jessica Rennie	G 02:34	0/1	0/0	0/0	1	0	1	0	0	0	0	0	0	0	0	1
31	Emily Saunders	G 01:51	0/0	0/0	0/0	0	0	0	0	0	0	0	0	0	0	0	0
Team			5	1	8	1	3	1									3
Totals		30:43	12/32	19/24	20/26	36	14	17	87	17	7	7	0	0	0	0	23

Technical Fouls: NONE

Shooting By Period: 1st 40% 2nd 43% 3rd 26% 4th 25%
FT%: 3.5% 40%
eFG%: 3.10 43.8%

MTN	TENN
Biggest Lead	21 (1st 11:35) vs 41 (1st 5:51)
Best Scoring Run	10 (1st 5:51)
Lead Changes	8
Times Tied	5
Time with Lead	15:09 30:33

MTN	TENN
Points from	MTN 28 TENN 26
Turnovers	12 4
Penalty	26 45
Second Chance	6 21
Fast Breaks	5 21
Steals	18 20
Bench	2 9 8

Period by Period Scoring (1st 2nd 3rd 4th OT)

COLORADO 82, MIDDLE TENNESSEE 60

Seattle 4 Regional
First Round | March 18, 2023
Cameron Indoor Stadium | Durham, N.C.

Official Scouting Site Game - Final
Middle Tenn. at Colorado
NCAA Division I Women's Basketball Championship - First Round

Game Time: 7:00 PM
Game Duration: 1:47

Officials: Lisa Jones, Ed Larcena, Brandon Deane

Middle Tenn. - 60		Record: 24-4										Shooting By Period					
NO.	Name	MIN	FG	3P	FT	Rebounds	Points	TP	AS	TO	ST	BLOCKS	1st	2nd	3rd	4th	
33	Courtney Whitson	F 35:45	1/5	1/4	0/0	1	5	5	1	3	1	1	1	2	1	19	
2	Anastasia Baidyeva	C 22:31	6/8	1/1	0/0	0	4	0	3	18	0	0	0	0	0	1	
4	Savannah Wheeler	G 32:40	6/17	0/6	3/3	2	1	2	5	15	2	4	0	1	0	9	
10	Jaylyn Gregory	G 31:43	1/8	1/7	0/0	1	0	1	2	3	0	1	0	0	0	1	
23	Alaina Whittington	G 40:00	2/5	0/2	0/0	3	3	2	4	0	4	1	1	2	1	22	
1	Courtney Baskley	G 35:58	3/6	0/1	0/1	2	2	0	1	6	4	3	0	0	0	2	
6	Kuanyu Masauka	G 24:41	6/15	1/3	0/0	4	4	2	3	13	1	2	0	2	2	23	
22	Jada Granum	G 20:20	0/0	0/0	0/0	0	0	0	0	0	0	0	0	0	0	3	
Team			5	1	6	0	3									3	
Totals		25:04	4/24	10/21	9	20	29	9	17	60	12	11	17	17	0	2	23

Technical Fouls: NONE

Shooting By Period: 1st 40% 2nd 43% 3rd 26% 4th 25%
FT%: 2.6% 33.3%
eFG%: 3.07 41.2%

Record: 24-8

NO.	Name	MIN	FG	3P	FT	Rebounds	Points	TP	AS	TO	ST	BLOCKS	1st	2nd	3rd	4th
21	Aaronette Vorhies	F 20:50	4/7	1/0	3/3	0	3	3	2	11	2	2	0	1	0	4
11	Quay Miller	C 29:46	2/8	1/6	0/0	2	6	6	2	1	5	0	0	0	0	8
00	Jaylyn Sherrard	G 30:41	5/11	1/2	0/0	1	2	3	2	1	13	6	4	1	0	2
1	Tayanna Jones	G 16:13	3/5	0/3	0/0	0	5	6	0	6	2	0	0	0	0	5
3	Frida Forman	G 28:30	6/10	5/8	4/4	0	5	5	0	21	0	2	0	0	0	2
20	Brianna McLeod	G 19:01	3/5	0/0	2/2	3	4	5	1	8	0	1	0	1	1	19
2	Tameya Sadler	F 17:56	3/6	1/1	0/1	2	4	6	2	1	7	5	1	1	1	7
15	Kinley Watts	G 23:59	2/7	2/6	0/0	1	4	6	2	6	6	2	0	0	1	28
23	Jada Wynn	G 06:28	1/1	1/1	0/0	0	1	1	0	1	3	0	0	0	0	19
45	Charlette Whittaker	G 04:36	0/2	0/1	0/0	0	0	0	0	0	0	0	0	0	0	0
Team			5	1	8	1	3	1								3
Totals		30:42	13/27	19/20	12	31	43	17	9	62	21	17	5	6	5	22

Technical Fouls: NONE

Shooting By Period: 1st 40% 2nd 43% 3rd 26% 4th 25%
FT%: 3.5% 40%
eFG%: 3.10 43.8%

MTN	COL
Biggest Lead	21 (1st 9:20) vs 47 (1st 2:21)
Best Scoring Run	14 (1st 1:43) vs 13 (1st 3:13)
Lead Changes	5
Times Tied	0
Time with Lead	01:22 38:30

MTN	COL
Points from	MTN 28 COL 25
Turnovers	12 25
Penalty	26 45
Second Chance	6 13
Fast Breaks	10 24
Steals	22 20
Bench	10 12 5

Period by Period Scoring (1st 2nd 3rd 4th OT)

TEAM NCAA TOURNAMENT RECORDS

POINTS

- 85 vs. Gonzaga.....March 17, 2007
- 83 at Western Kentucky March 17, 1985
- 78 at South Carolina..... March 12, 1986

FIELD GOALS MADE

- 35 at South Carolina..... March 12, 1986
- 34 vs. Gonzaga.....March 17, 2007
- 32 at Kansas.....March 16, 1988
- 32 at Western Kentucky March 17, 1985

FIELD GOAL PERCENTAGE

- 50.8 at Western Kentucky March 17, 1985
- 47.9 vs. Gonzaga.....March 17, 2007
- 47.8 at Kansas.....March 16, 1988

3-POINT FIELD GOALS MADE

- 12 vs. Mississippi State March 21, 2010
- 10 vs. Utah.....March 18, 2006
- 10 vs. Tennessee.....March 21, 2021

3-POINT FIELD GOAL PERCENTAGE

- .533 at Kansas..... March 16, 1988
- .500 vs. Utah.....March 18, 2006
- .500 at DukeMarch 14, 1998

FREE THROWS MADE

- 19 at Western Kentucky March 17, 1985
- 18 at Jackson State.....March 15, 1983
- 14 vs. North Carolina.....March 21, 2004

FREE THROW PERCENTAGE

- 93.3 vs. North Carolina..... March 21, 2004
- 85.7 vs. Marist.....March 19, 2007
- 85.7 at DukeMarch 14, 1998

REBOUNDS

- 48 at South Carolina..... March 12, 1986
- 44 at LSUMarch 16, 1986
- 42 vs. LouisvilleMarch 24, 2013

ASSISTS

- 20 at South Carolina..... March 12, 1986
- 19 vs. Mississippi State March 21, 2010
- 18 at DukeMarch 14, 1998

BLOCKS

- 6 at Western Kentucky March 17, 194.
- 5 at TennesseeMarch 17, 1984
- 5 at LouisvilleMarch 24, 2013

STEALS

- 17 vs. Gonzaga.....March 17, 2007
- 15 at Notre Dame.....March 23, 2004
- 11 vs. NC State.....March 19, 2005
- 11 at Michigan State..... March 22, 2009





NCAA TOURNAMENT HISTORY

INDIVIDUAL NCAA TOURNAMENT RECORDS

POINTS

1.	Alysha Clark	34	March 22, 2009	at Michigan State
2.	Kim Webb	33	March 17, 1985	at Western Kentucky
3.	Alice Lawrence	27	March 17, 1985	at Western Kentucky
4.	Patrice Holmes	26	March 19, 2005	vs. NC State
	Anastasia Hayes	26	March 21, 2021	vs. Tennessee
6.	Patrice Holmes	25	March 21, 2005	vs. Texas Tech
	Chrissy Givens	25	March 18, 2006	vs. Utah
8.	Chrissy Givens	24	March 17, 2007	vs. Gonzaga
9.	Eva Lemeh	23	March 15, 1983	at Jackson State
	Sandy Brown	23	March 16, 1988	at Kansas
	Amber Holt	23	March 17, 2007	vs. Gonzaga

FIELD GOALS MADE

1.	Alysha Clark	14	March 22, 2009	at Michigan State
2.	Kim Webb	13	March 17, 1985	at Western Kentucky
3.	Patrice Holmes	11	March 19, 2005	vs. North Carolina State
	Chrissy Givens	11	March 18, 2006	vs. Utah
5.	Amber Holt	10	March 17, 2007	vs. Gonzaga
	Alex Johnson	10	March 19, 2016	vs. Florida State
7.	Alice Lawrence	9	March 17, 1985	at Western Kentucky
	Kim Webb	9	March 12, 1986	at South Carolina
	Sandy Brown	9	March 16, 1988	at Kansas
	Patrice Holmes	9	March 21, 2005	vs. Texas Tech
	Chrissy Givens	9	March 17, 2007	vs. Gonzaga
	Anastasia Hayes	9	March 21, 2021	vs. Tennessee

FIELD GOAL PERCENTAGE (MIN. 10 ATTEMPTS)

1.	Amber Holt	.714 (10-14)	March 17, 2007	vs. Gonzaga
2.	Kim Webb	.667 (8-12)	March 14, 1984	vs. Tennessee
3.	Jennifer McFall	.615 (8-13)	March 17, 1983	at LA Tech
	Lianne Beck	.615 (8-13)	March 16, 1988	at Kansas
	Krystle Horton	.615 (8-13)	March 21, 2004	vs. North Carolina
6.	Patrice Holmes	.611 (11-18)	March 19, 2005	vs. NC State

3-POINT FIELD GOALS MADE

1.	Sandy Brown	5	March 16, 1988	vs. Kansas
	Patrice Holmes	5	March 21, 2005	vs. Texas Tech
	Johnna Abney	5	March 18, 2006	vs. Utah
4.	Kelly Chastain	4	March 14, 1998	vs. Duke
	Patrice Holmes	4	March 21, 2004	vs. North Carolina
	Brandi Brown	4	March 21, 2010	vs. Mississippi State
	Icelyn Elie	4	March 24, 2013	at Louisville

3-POINT FIELD GOAL PERCENTAGE (MIN. 4 ATTEMPTS)

1.	Krystle Horton	.750 (3-4)	March 19, 2005	vs. N.C. State
2.	Kelly Chastain	.667 (4-6)	March 14, 1998	at Duke
	Icelyn Elie	.667 (4-6)	March 24, 2013	at Louisville
4.	Jackie Pickel	.600 (3-5)	March 19, 2007	vs. Marist

FREE THROWS MADE

1.	Alice Lawrence	9	March 17, 1985	at Western Kentucky
2.	Eva Lemeh	7	March 15, 1983	at Jackson State
	Kim Webb	7	March 17, 1985	at Western Kentucky

FREE THROW PERCENTAGE (MIN. 6 ATTEMPTS)

1.	Chrissy Givens	100.0 (6-6)	March 17, 2007	vs. Gonzaga
2.	Alice Lawrence	.900 (9-10)	March 17, 1985	at Western Kentucky
3.	Kim Webb	.875 (7-8)	March 17, 1985	at Western Kentucky
4.	Keisha McClinic	.857 (6-7)	March 21, 2004	vs. North Carolina
	Anastasia Hayes	.857 (6-7)	March 21, 2021	vs. Tennessee

REBOUNDS

1.	Icelyn Elie	16	March 18, 2012	at Vanderbilt
	Ebony Rowe	16	March 18, 2012	at Vanderbilt
3.	Alysha Clark	14	March 21, 2010	vs. Mississippi State
4.	Ebony Rowe	12	March 24, 2013	at Louisville

ASSISTS

1.	Chrissy Givens	11	March 18, 2006	vs. Utah
2.	Sherry Smith	8	March 17, 1983	at Louisiana Tech
3.	Kim Webb	7	March 12, 1986	at South Carolina
	Lori Gross	7	March 12, 1986	at South Carolina
	Shanice Cason	7	March 18, 2012	at Vanderbilt
	Ty Petty	7	March 19, 2016	vs. Florida State

BLOCKS

1.	Kay Willbanks	3	March 16, 1986	at LSU
	Kay Willbanks	3	March 12, 1986	at South Carolina

STEALS

1.	Keisha McClinic	6	March 23, 2004	at Notre Dame
2.	Kim Webb	5	March 12, 1986	at South Carolina
	Chrissy Givens	5	March 17, 2007	vs. Gonzaga



WNIT HISTORY

EIGHT WNIT APPEARANCES

Year	Round	Opponent	Result
1999	First Round	Memphis	L, 61-71
2001	First Round	Indiana	L, 63-66
2008	First Round	Western Carolina	W, 104-69
	Second Round	Kentucky	L, 68-66 (OT)
2015	First Round	Ball State	W, 69-58
	Second Round	Arkansas State	W, 70-60
	Third Round	Ole Miss	W, 82-70
	Quarterfinals	Temple	L, 69-57
2017	First Round	Morehead State	W, 67-58
	Second Round	Wake Forest	W, 73-66
	Third Round	Georgia Tech	L, 57-70
2018	First Round	Ball State	L, 69-60
2019	First Round	IUPUI	W, 59-47
	Second Round	Ohio	L, 59-57
2022	First Round	Wofford	W, 86-56
	Second Round	Wake Forest	W, 67-55
	Third Round	Vanderbilt	W, 55-53
	Quarterfinals	Toledo	W, 73-71
	Semifinals	Seton Hall	L, 74-73

MEMPHIS 71, MIDDLE TENNESSEE 61

First Round | March 11, 1999
Elma Roane Fieldhouse
Memphis, Tenn.

OFFICIAL BASKETBALL BOX SCORE -- GAME TOTALS

Middle Tennessee State vs Memphis Lady Tigers
3/11/99 7 p.m. at Memphis, Tennessee

VISITORS: Middle Tennessee State 18-9

No.	NAME	TOT-FG		3-PT		REBOUNDS		PF	TP	A TO BLK	S MIN
		FG	FGA	FGA	FT	FTA	OF				
10	Bana Burrell	6	12	0	0	2	3	0	3	2	14
12	Cortney Neely	2	13	2	0	2	4	4	5	2	30
15	Ricky Chastain	4	10	1	5	0	3	4	7	1	9
20	Joneida Buck	2	3	0	0	0	0	0	2	4	3
30	Carlietta Elder	2	7	1	4	6	0	0	0	5	11
03	Erica Larkin	3	8	0	2	3	4	1	2	4	9
11	Jessica McClure	1	1	0	0	1	2	0	2	1	3
22	Nicole Perkins	1	2	1	0	0	0	0	1	0	1
35	Janice Thomas	2	12	0	1	2	3	0	6	3	16
42	Dana Comer	0	0	0	0	0	0	0	0	0	0
50	Cyndi Alenworth	0	1	0	0	1	2	3	0	0	1
TEAM		5	27		7		24		61		135
TOTALS		22	72	3	15	14	19	21	13	34	24

TOTAL FG 1st Half: 12-44 .273 2nd Half: 10-28 .357 Game: .306 DEADBALL
3-PT FG 1st Half: 1-8 .125 2nd Half: 2-7 .286 Game: .200 REBOUNDS
F Throw % 1st Half: 7-9 .778 2nd Half: 7-10 .700 Game: .737 2 3

HOME TEAM: Memphis Lady Tigers 19-9

No.	NAME	TOT-FG		3-PT		REBOUNDS		PF	TP	A TO BLK	S MIN
		FG	FGA	FGA	FT	FTA	OF				
22	Kelly HEBBORN	4	7	0	4	2	2	3	5	8	27
27	Yolanda HERR	7	0	0	0	7	3	2	5	4	40
0	Heather PHILLIPS	0	1	0	0	0	0	2	0	0	15
35	Malissa BUSH	4	9	0	0	2	3	4	5	9	20
05	Michelle WILKINSON	12	18	0	0	5	6	10	13	3	29
13	Tiffany COLLINS	3	7	0	0	4	7	1	2	3	10
20	Michelle WELLS	1	3	0	0	0	1	1	1	2	0
33	Lauren JACKSON	1	3	0	0	0	1	1	2	2	0
41	Malissa ABRAHAM	2	4	0	0	0	1	1	2	4	2
TEAM		27	56	0	5	17	26	18	31	49	16
TOTALS		52	72	3	15	14	19	21	13	34	24

TOTAL FG 1st Half: 13-27 .481 2nd Half: 14-29 .483 Game: .482 DEADBALL
3-PT FG 1st Half: 0-2 .000 2nd Half: 0-3 .000 Game: .000 REBOUNDS
F Throw % 1st Half: 8-11 .727 2nd Half: 9-15 .600 Game: .654 4 1

OFFICIALS: Don Williams, Trey Headors, Frank Wilson

TECHNICAL FOULS:
Middle Tennessee State - none
Memphis Lady Tigers - Melissa ABRAHAM(1)

ATTENDANCE: 1542

SCORE BY PERIODS

Team	1st	2nd	OT1	OT2	OT3	OT4	TOTAL
Middle Tennessee State	32	23					55
Memphis Lady Tigers	34	37					71

Round One of WNIT

INDIANA 66, MIDDLE TENNESSEE 63

First Round | March 14, 2001
Assembly Hall
Bloomington, Ind.

OFFICIAL BASKETBALL BOX SCORE -- GAME TOTALS

Middle Tennessee vs Indiana University
03/14/01 7 p.m. at Assembly Hall (Bloomington, Ind.)

VISITORS: Middle Tennessee 17-13

No.	NAME	TOT-FG		3-PT		REBOUNDS		PF	TP	A TO BLK	S MIN
		FG	FGA	FGA	FT	FTA	OF				
35	Thomasia Jamia	11	22	0-3	8-11	4	3	7	2	30	4
52	Ailaka Joanne	2	8	0-0	3-4	1	6	7	7	1	0
10	Penttila, Paula	1	8	0-4	0-0	0	3	1	2	2	0
11	McClure, Jessica	4	6	0-0	0-0	0	3	1	8	3	2
15	Chastain, Kelly	0	1	0-1	0-1	4	4	4	4	2	1
05	McClintic, Keisha	3	5	1-1	0-0	1	4	5	2	7	1
13	Parkinson, Mia	2	5	1-2	0-0	0	1	1	8	0	2
22	Perkins, Nicole	0	0	0-0	0-0	0	0	0	0	0	0
44	Daavonports, Chrissy	0	2	0-0	0-0	0	3	0	0	0	1
TEAM		13	4		1		3		4		14
TOTALS		23	57	2	11	15	19		7	27	34

TOTAL FG 1st Half: 10-29 34.5% 2nd Half: 13-28 46.4% OT: 0-0 00.0% Game: 40.4% DEADBALL
3-PT FG 1st Half: 1-7 14.3% 2nd Half: 3-4 50.0% OT: 0-0 00.0% Game: 18.2% REBS
F Throw 1st Half: 3-4 75.0% 2nd Half: 12-15 80.0% OT: 0-0 00.0% Game: 78.9% 2 1

HOME TEAM: Indiana University 20-10

No.	NAME	TOT-FG		3-PT		REBOUNDS		PF	TP	A TO BLK	S MIN
		FG	FGA	FGA	FT	FTA	OF				
30	McGinnis, Erin	4	12	1-4	0-1	0	5	5	1	1	2
42	Chapman, Jill	4	10	0-0	3-4	2	5	7	3	11	2
04	KORABY, Heather	1	16	1-5	2-2	1	4	5	2	6	1
71	Alting, Rainey	9	5	4-4	1-2	0	4	4	0	15	1
10	Jones, Tara	2	6	0-0	0-0	1	2	1	2	0	0
11	Lazic, Jelena	1	2	0-0	0-0	1	2	2	2	0	0
15	Hough, Anna	2	10	2-0	2-2	1	3	4	0	14	2
24	Hartman, Jill	1	3	1-2	0-0	1	2	0	3	2	0
45	Christenson, Erika	1	1	0-0	0-0	0	4	1	2	2	0
TEAM		24	59	9-21	9-13	10	29	19	13	66	19
TOTALS		24	59	9-21	9-13	10	29	19	13	66	19

TOTAL FG 1st Half: 12-29 41.4% 2nd Half: 12-30 40.0% OT: 0-0 00.0% Game: 40.7% DEADBALL
3-PT FG 1st Half: 4-7 57.1% 2nd Half: 5-14 35.7% OT: 0-0 00.0% Game: 42.9% REBS
F Throw 1st Half: 6-8 75.0% 2nd Half: 3-5 60.0% OT: 0-0 00.0% Game: 69.2% 1 1

OFFICIALS: Beverly Roberts, Judy Schneider and Mary Struckhoff

TECHNICAL FOULS:
Middle Tennessee - none
Indiana University - none

ATTENDANCE: 615

SCORE BY PERIODS

Team	1st	2nd	OT1	OT2	OT3	OT4	TOTAL
Middle Tennessee	24	39					63
Indiana University	34	32					66

First Round of Women's NIT

MIDDLE TENNESSEE 104, WESTERN CAROLINA 69

First Round | March 19, 2008
Murphy Center
Murfreesboro, Tenn.

Official Basketball Box Score

Western Carolina vs Middle Tennessee
03/19/08 7 PM at Murfreesboro, Tenn. - Murphy Center

VISITORS: Western Carolina 22-11

#	Player Name	TOT-FG		3-PT		REBOUNDS		PF	TP	A TO BLK	S MIN
		FG	FGA	FGA	FT	FTA	OF				
10	DANSON, Monique	5	11	1-4	7-8	3	0	1	18	4	0
21	KEITZ, Chevon	2	9	0-1	1-1	4	7	3	5	1	3
23	POWELL, Lauren	5	9	0-3	0-0	3	0	3	1	0	1
35	JONSONS, Jeshika	1	7	0-0	0-0	1	2	0	2	0	1
44	FAYON, Kendra	2	6	0-0	1-2	2	2	5	0	1	0
03	SHAWNE, Heather	2	3	0-1	0-0	0	1	2	4	1	2
04	CARROLL, Kendra	0	0	0-0	0-0	0	0	1	0	1	0
05	PELSON, Ashley	2	5	1-2	2-3	1	2	3	7	2	4
13	CLARKE, Emily	6	13	1-4	5-6	3	4	1	2	0	1
33	FERNSTER, Kristina	0	1	0-0	0-0	0	0	0	0	1	1
TEAM		25	62	3-15	16-20	18	11	29	17	6	9
TOTALS		25	62	3-15	16-20	18	11	29	17	6	9

TOTAL FG 1st Half: 9-29 31.0% 2nd Half: 16-33 48.5% Game: 40.3% DEADBALL
3-PT FG 1st Half: 3-10 30.0% 2nd Half: 8-5 80.0% Game: 20.0% REBS
F Throw % 1st Half: 5-7 71.4% 2nd Half: 11-13 84.6% Game: 89.0% 3

HOME TEAM: Middle Tennessee 22-11

#	Player Name	TOT-FG		3-PT		REBOUNDS		PF	TP	A TO BLK	S MIN
		FG	FGA	FGA	FT	FTA	OF				
00	Lynn, Chelsea	3	4	1-4	4-4	0	2	3	13	5	4
01	Holt, Amber	10	13	0-0	10-10	5	4	3	30	4	0
03	Queen, Emily	3	4	1-1	2-2	4	8	4	9	1	6
12	Orr, Starr	4	12	0-0	4-12	0	0	1	0	1	0
30	Lanning, Anne Marie	4	7	2-3	0-0	2	1	3	10	4	2
10	Pickel, Jackie	4	8	0-0	0-0	0	1	0	11	3	2
14	Barclay, Latoya	1	2	1-1	3-4	0	1	0	6	2	0
21	Brown, Brandi	5	8	3-5	0-0	1	3	4	1	3	2
TEAM		36	61	13-25	19-20	14	20	34	16	10	23
TOTALS		36	61	13-25	19-20	14	20	34	16	10	23

TOTAL FG 1st Half: 19-32 59.4% 2nd Half: 17-29 58.6% Game: 59.0% DEADBALL
3-PT FG 1st Half: 7-15 46.7% 2nd Half: 6-10 60.0% Game: 52.0% REBS
F Throw % 1st Half: 6-6 100% 2nd Half: 13-14 92.9% Game: 95.0% 1

Officials: Felicia Griner, Charlie Rust, Edward Novak
Technical Fouls: Western Carolina-None, Middle Tennessee-None.
Attendance: 1207
Score by Periods: 1st 2nd Total
Western Carolina..... 26 43 - 69
Middle Tennessee..... 51 53 - 104

Points in the paint-WCU 34,MT 38. Points off turnovers-WCU 17,MT 28.
2nd chance points-WCU 21,MT 13. Fast break points-WCU 2,MT 0.
Bench points-WCU 29,MT 30. Score tied-0 times. Lead changed-0 times.
Last FO-WCU 2nd-03:37, MT 2nd-01:46.
Largest lead-WCU None, MT by 39 2nd-09:36.

KENTUCKY 68, MIDDLE TENNESSEE 66 (OT)

Second Round | March 21, 2008
Memorial Coliseum
Lexington, Ky.

Official Basketball Box Score

Middle Tennessee vs Kentucky
03/21/08 7 PM at Memorial Coliseum, Lexington, KY

VISITORS: Middle Tennessee 22-12

#	Player Name	TOT-FG		3-PT		REBOUNDS		PF	TP	A TO BLK	S MIN
		FG	FGA	FGA	FT	FTA	OF				
01	Holt, Amber	12	28	2-9	1-3	6	32	5	0	1	44
03	Queen, Emily	2	8	1-3	1-2	1	2	4	6	2	0
00	Lynn, Chelsea	4	7	3-6	0-0	0	5	5	11	3	0
12	Orr, Starr	0	3	0-2	0-0	0					



WNIT HISTORY

MIDDLE TENNESSEE 70, ARKANSAS STATE 60

Second Round | March 22, 2015

Murphy Center
Murfreesboro, Tenn.

Official Basketball Box Score - Game Totals - Final Statistics Arkansas State vs Middle Tennessee 03/22/15 7:00 PM at Murfreesboro, Tenn.

##	Player	Total			3-Ptr			Rebounds			PF	TP	A	T	Bk	Stl	Min
		FG	FGA	FT	FTA	FG	FGA	FT	FTA	Off							
03	Brown-Haywood, Khadi	3	8	0	2	3	2	6	2	2	0	2	32				
23	Hunt, Jasmine	2	5	0	1	1	5	6	4	0	0	0	29				
02	Qedan, Hanna	1	1	2	2	0	0	0	3	2	1	2	0	29			
12	Ruffins, Jamie	0	1	0	0	2	4	1	0	1	0	0	15				
24	Gamble, Andrea	0	1	0	0	2	5	7	24	1	3	0	1	40			
01	Bradshaw, Lauren	0	1	0	0	0	4	4	1	0	0	1	11				
05	Gill, Britney	4	10	1	2	0	2	3	9	1	2	1	20				
14	Holloway, Christyal	0	2	0	0	0	0	1	1	0	0	0	5				
21	Flanery, Jessica	4	8	4	5	0	2	2	12	0	1	0	1	19			
Team																	
Totals		23-56	8-13	4-15	8-9	6	22	28	12	60	8	10	4	6	200		

FG % 1st Half: 11-27 40.7% 2nd half: 12-29 41.4% Game: 23-56 41.1%
 3FG % 1st Half: 1-4 25.0% 2nd half: 5-9 55.6% Game: 6-13 46.2%
 FT % 1st Half: 2-2 100.0% 2nd half: 6-7 85.7% Game: 8-9 88.9%

Middle Tennessee 70 • 23-9

##	Player	Total			3-Ptr			Rebounds			PF	TP	A	T	Bk	Stl	Min
		FG	FGA	FT	FTA	FG	FGA	FT	FTA	Off							
22	REUTER, Rebecca	5	7	0	1	0	3	6	4	0	2	0	1	26			
05	CASON, Shanice	2	5	0	2	2	4	1	5	4	1	0	2	32			
12	EDWARDS, Brea	7	11	4	4	0	2	3	9	12	1	8	1	0	1	40	
29	PETTY, Ty	9	23	3	10	1	3	5	1	22	4	4	0	36			
34	JONES, Olivia	6	18	1	4	1	6	6	12	14	3	2	0	34			
03	SISSOM, Abbey	0	2	0	0	1	1	0	1	1	0	1	0	5			
23	LYON, Gabby	0	0	0	0	1	2	0	1	0	0	1	0	11			
24	DOW, China	0	1	0	0	0	1	1	0	1	0	0	1	8			
31	PORTER, Tianna	0	0	0	0	0	0	2	0	0	1	0	3				
Team																	
Totals		29-67	8-23	4-15	23	28	51	10	70	15	11	4	8	201			

FG % 1st Half: 10-34 29.4% 2nd half: 19-33 57.6% Game: 29-67 43.3%
 3FG % 1st Half: 4-11 36.4% 2nd half: 4-12 33.3% Game: 8-23 34.8%
 FT % 1st Half: 1-6 16.7% 2nd half: 3-9 33.3% Game: 4-15 26.7%

Officials: Charlie Hust, Maria Gearhart, Rob Fessler
 Technical fouls: Arkansas State-None, Middle Tennessee-None.
 Attendance: 2806
 Second Round WNIT

Score by periods

Arkansas State	1st	2nd	Total
Arkansas State	25	35	60
Middle Tennessee	25	45	70

Last FG - ASU by 01:04, MT by 02:25.
 Largest lead - ASU by 4:18-13:05, MT by 19:23-02:29.
 ASU led for 07:13, MT led for 26:05. Game was tied for 06:42.

MIDDLE TENNESSEE 82, OLE MISS 70

Third Round | March 26, 2015

Murphy Center
Murfreesboro, Tenn.

Official Basketball Box Score - Game Totals - Final Statistics Ole Miss vs Middle Tennessee 03/26/15 7:00 PM at Murfreesboro, Tenn.

##	Player	Total			3-Ptr			Rebounds			PF	TP	A	T	Bk	Stl	Min
		FG	FGA	FT	FTA	FG	FGA	FT	FTA	Off							
33	McCray, Danielle	6	9	0	0	2	1	3	1	13	0	3	0	1	30		
23	Faleru, Iia	1	4	0	1	0	1	3	4	0	2	0	1	17			
03	Hayes, A'Queen	6	14	0	3	2	2	2	14	0	3	0	1	36			
05	Sisk, Erika	2	5	1	2	1	2	4	6	4	6	2	1	29			
12	Friszell, Grace	0	1	0	0	0	1	3	3	0	1	0	1	25			
00	Golden, Kiara	0	0	0	0	0	0	0	0	1	0	0	0	5			
11	Joseph, Shequela	0	0	0	0	0	0	0	0	0	0	0	0	0	0	0	0
13	Porter, Sarah	0	0	0	0	0	0	0	0	0	0	0	0	0	0	0	0
15	Briggs, Kelsey	2	6	0	1	0	2	1	4	0	2	1	4	15			
20	Singletary, Amber	0	1	0	0	1	0	1	0	0	1	0	0	1			
23	Sesson, Shanidrica	4	11	3	5	7	2	1	3	18	0	2	0	21			
24	Hart, Bretta	4	5	0	0	3	6	5	8	0	1	1	0	11			
Team																	
Totals		26-57	5-14	13-17	13	14	27	24	70	3	16	2	6	200			

FG % 1st Half: 11-26 42.3% 2nd half: 15-31 48.4% Game: 26-57 45.6%
 3FG % 1st Half: 4-14 28.6% 2nd half: 3-10 30.0% Game: 5-14 35.7%
 FT % 1st Half: 2-4 50.0% 2nd half: 11-13 84.6% Game: 13-17 76.5%

Middle Tennessee 82 • 24-9

##	Player	Total			3-Ptr			Rebounds			PF	TP	A	T	Bk	Stl	Min
		FG	FGA	FT	FTA	FG	FGA	FT	FTA	Off							
22	REUTER, Rebecca	4	7	0	1	0	5	6	4	0	0	0	1	23			
05	CASON, Shanice	3	1	0	3	1	2	3	1	5	1	4	0	23			
12	EDWARDS, Brea	7	17	1	4	4	8	3	11	0	4	0	3	40			
29	PETTY, Ty	11	16	1	3	6	7	1	29	7	1	0	3	40			
34	JONES, Olivia	7	13	3	5	10	6	6	3	22	4	3	0	24			
23	LYON, Gabby	0	0	0	0	0	0	1	0	0	0	0	0	4			
24	DOW, China	2	4	0	2	3	4	1	7	0	2	0	2	17			
31	PORTER, Tianna	2	2	0	0	0	0	1	4	0	2	0	0	13			
Team																	
Totals		28-47	5-17	21-31	12	22	31	16	82	12	17	0	11	200			

FG % 1st Half: 14-24 58.3% 2nd half: 14-23 60.9% Game: 28-47 59.6%
 3FG % 1st Half: 4-9 44.4% 2nd half: 1-8 12.5% Game: 5-17 29.4%
 FT % 1st Half: 9-12 75.0% 2nd half: 12-20 60.0% Game: 21-32 65.6%

Officials: Felicia Grinter, Pulant Sourlock, Meadow Overstreet
 Technical fouls: Ole Miss-Ty, Middle Tennessee-None.
 Attendance: 2805
 Third Round WNIT

Score by periods

Ole Miss	1st	2nd	Total
Ole Miss	26	44	70
Middle Tennessee	41	41	82

Last FG - OM by 00:18, MT by 00:34.
 Largest lead - OM News, MT by 02:20-05:05.
 OM led for 00:00, MT led for 39:34. Game was tied for 00:26.

TEMPLE 69, MIDDLE TENNESSEE 57

Quarterfinals | March 29, 2015

Murphy Center
Murfreesboro, Tenn.

Official Basketball Box Score - Game Totals - Final Statistics Temple vs Middle Tennessee 03/29/15 4:00 PM at Murfreesboro, Tenn.

##	Player	Total			3-Ptr			Rebounds			PF	TP	A	T	Bk	Stl	Min
		FG	FGA	FT	FTA	FG	FGA	FT	FTA	Off							
33	MARTIN, Safiya	2	5	0	0	0	5	10	15	2	4	1	3	20			
00	BUTTS, Allyia	3	6	3	4	0	0	0	0	0	0	0	1	3	0	16	
01	COVILE, Erica	3	9	0	1	0	0	4	5	6	1	3	0	1	25		
22	ATKINSON, Tanayah	2	6	0	0	0	1	5	6	4	2	3	1	1	32		
23	WILLIAMS, Teyonda	5	10	2	3	11	2	4	6	23	5	6	0	37			
02	FITZGERALD, Feyodna	5	14	1	3	4	6	0	3	3	15	3	4	0	28		
11	TRAOER, Mama	0	0	0	0	0	0	2	2	4	0	0	0	1	8		
21	BERGER, Khadijah	1	3	2	2	0	4	4	0	4	0	0	0	17			
42	ROBINSON, Taylor	0	2	0	0	0	1	2	0	0	1	2	0	0	0	0	0
Team																	
Totals		21-55	6-13	21-24	14	34	48	19	69	13	22	3	9	201			

FG % 1st Half: 13-33 39.4% 2nd half: 8-22 36.4% Game: 21-55 38.2%
 3FG % 1st Half: 5-8 62.5% 2nd half: 1-5 20.0% Game: 6-13 46.2%
 FT % 1st Half: 4-4 100.0% 2nd half: 17-20 85.0% Game: 21-24 87.5%

Middle Tennessee 57 • 24-10

##	Player	Total			3-Ptr			Rebounds			PF	TP	A	T	Bk	Stl	Min
		FG	FGA	FT	FTA	FG	FGA	FT	FTA	Off							
22	REUTER, Rebecca	2	10	1	1	2	2	4	6	5	1	3	5	1	0	24	
05	CASON, Shanice	1	8	1	1	2	2	4	4	2	4	6	1	0	1	4	27
12	EDWARDS, Brea	2	13	2	8	3	10	20	2	8	1	0	2	40			
29	PETTY, Ty	9	23	3	10	1	3	5	1	22	4	4	0	36			
34	JONES, Olivia	6	17	3	6	7	8	1	0	1	3	24	1	0	5	31	
03	SISSOM																

WNIT HISTORY

BALL STATE 69, MIDDLE TENNESSEE 60

First Round | March 25, 2018
Worthen Arena
Muncie, Ind.

MT Official Basketball Box Score - Game Totals - Final Statistics
Middle Tennessee vs Ball State
3/15/18 7 p.m. at Muncie, Ind. (Worthen Arena)

#	Player	Total			3-Pr			Rebounds			PF	TP	A	T	Bk	Stl	Min
		FG	FGA	FT	FTA	FG	FGA	FT	FTA	Off							
00	JOHNSON, Alex	4	7	0	0	3	6	1	5	6	11	0	1	0	0	24	
23	LYON, Gabby	1	4	0	0	2	7	0	8	5	1	1	0	1	0	34	
05	SISSON, Abbey	2	13	2	6	4	1	3	4	3	10	7	5	0	0	40	
12	LOURO, Jess	3	10	3	10	0	0	9	9	4	12	4	4	1	2	33	
14	COLLIER, Katie	0	3	0	1	0	0	1	1	2	0	2	0	0	1	14	
11	MAJORS, Jordan	1	4	0	0	0	0	0	0	2	0	0	0	1	4	9	
15	JONES, Anna	3	10	2	8	0	1	2	5	8	1	0	0	0	0	28	
24	REUTER, Rebecca	2	5	0	1	2	4	8	3	6	2	2	0	0	0	18	
35	SAVAGE, Charity	2	3	2	0	0	1	2	0	5	0	2	0	1	5	5	
Totals		20	59	8	28	12	18	13	45	27	60	15	28	1	0	60	

1st FG%: 51.7 29.4% 2nd: 31.2 25.0% 3rd: 51.2 35.5% 4th: 51.3 38.5% Game: 39.59 33.9% DeftBall
3PT%: 1.6 16.7% 2-8 25.0% 3-6 37.5% 2-0 33.3% Game: 8.28 28.6% Rebounds
FT%: 4.6 66.7% 1-1 100.0% 1-4 25.0% 2-4 50.0% 1-2 66.7% 3-5 60.0%

Ball State 69 • 2-6

#	Player	Total			3-Pr			Rebounds			PF	TP	A	T	Bk	Stl	Min
		FG	FGA	FT	FTA	FG	FGA	FT	FTA	Off							
22	WASHINGTON, Destiny	5	17	0	2	5	6	12	3	15	0	2	3	2	3	27	
33	MONACO, Moriah	4	8	3	5	4	0	4	4	14	0	2	2	3	3	35	
03	GRANDE, Carmen	4	10	1	7	1	5	6	2	16	6	2	3	3	3	39	
20	FRAZIER, Frankie	3	9	2	5	6	2	10	3	4	0	2	0	2	0	30	
24	SAMZ, Jasmin	3	7	1	4	6	0	3	3	1	13	3	1	0	1	36	
05	HOWARD-BASS, Maliah	0	0	0	0	0	0	0	0	0	0	0	0	0	0	3	
31	FENNY, Nakaya	0	0	0	1	2	0	2	0	1	0	2	0	0	0	12	
34	BROWN, Oshlyn	0	5	0	0	1	2	3	0	0	2	0	2	0	1	16	
14	WALKER, Aliyah	0	1	0	0	0	1	1	0	0	0	0	0	0	0	2	
Totals		18	57	5	18	28	37	12	27	39	15	69	12	13	7	200	

1st FG%: 3.8 18.8% 2nd: 7.5 45.7% 3rd: 5.1 25.0% 4th: 5.1 35.7% Game: 18.57 33.9% DeftBall
3PT%: 0.0 0.0% 2-0 0.0% 3-10 30.0% 0-1 0.0% 3-3 66.7% 5-8 27.8% Rebounds
FT%: 4.6 66.7% 1-1 100.0% 1-4 25.0% 1-4 25.0% 2-3 66.7% 4-4 100.0%

Officials: Bob Entinfern, Troy Winders, Charlie Hurst
Technical fouls: Middle Tennessee-None, Ball State-None.
Attendance: 1023
MTSU #90 fouled out at 1:10 in 4th
MTSU #15 fouled out at 0:27 in 4th
MTSU #23 fouled out at 0:10 in 4th
WNIT First Round Game

Score by periods	1st				2nd				3rd				4th				Total
	1st	2nd	3rd	4th	1st	2nd	3rd	4th	1st	2nd	3rd	4th	1st	2nd	3rd	4th	
Middle Tennessee	14	22	15	60													
Ball State	12	17	20	20	69												

Last FG - MT 4th-00:26, BALLST 4th-01:25.
Largest lead - MT by 2 (0:59:11), BALLST by 13 (3:38:56).
MT led for 03:03, BALLST led for 35:29. Game was tied for 01:28.

MIDDLE TENNESSEE 59, IUPUI 47

First Round | March 21, 2019
Murphy Center
Murfreesboro, Tenn.

MT Official Basketball Box Score - Game Totals - Final Statistics
IUPUI vs Middle Tennessee
03/21/19 6:30 PM at Murfreesboro, Tenn.

#	Player	Total			3-Pr			Rebounds			PF	TP	A	T	Bk	Stl	Min
		FG	FGA	FT	FTA	FG	FGA	FT	FTA	Off							
04	HOPPINGARNER, Holly	0	3	0	2	2	1	3	4	1	2	1	0	0	0	34	
11	SIMS, Tamya	4	14	2	5	5	3	8	14	0	2	0	0	3	34		
24	O'REILLY, Katelyn	1	2	0	0	0	1	2	3	2	1	4	1	0	23		
42	HALL, Sydney	0	7	0	0	0	0	2	2	1	0	2	1	0	29		
30	WILLIAMS, Macee	7	18	1	3	3	4	4	8	18	1	3	0	1	26		
12	HALL, Sydney	2	6	1	4	0	1	2	0	5	1	1	0	0	22		
20	BELER, Agatha	1	2	0	0	1	2	3	2	0	0	1	0	0	17		
39	ALLEN, Morgan	2	4	0	1	0	2	1	3	0	4	0	1	0	14		
35	BROWN, Alex	0	0	0	0	0	0	2	2	0	0	2	0	0	1		
Team		17		56		11		31		13		47		6		200	

1st FG%: 41.7 23.5% 2nd: 31.0 30.0% 3rd: 51.5 33.3% 4th: 51.4 35.7% Game: 38.58 33.9% DeftBall
3PT%: 0.4 0.0% 3-7 42.9% 0-1 0.0% 3-8 37.5% 5-8 27.8% Rebounds
FT%: 1.4 100.0% 1-2 50.0% 3-4 75.0% 1-3 33.3% 2-3 66.7%

Middle Tennessee 59 • 2-10

#	Player	Total			3-Pr			Rebounds			PF	TP	A	T	Bk	Stl	Min
		FG	FGA	FT	FTA	FG	FGA	FT	FTA	Off							
00	JOHNSON, Alex	5	12	0	3	6	0	5	5	1	16	1	0	0	3	39	
01	CYRUS, A'Queen	7	14	1	1	2	3	1	9	10	17	3	6	0	1	39	
02	SUTTON, Taylor	6	8	3	5	0	0	0	2	15	2	2	0	0	37		
12	LOURO, Jess	1	5	1	5	0	0	2	4	5	3	0	1	2	27		
15	JONES, Anna	2	5	0	2	2	1	2	3	6	1	2	0	1	34		
11	MAJORS, Jordan	1	3	0	0	0	2	3	3	2	0	0	1	1	12		
14	COLLIER, Katie	0	0	0	0	0	0	0	0	0	0	0	0	0	3		
23	WHITTINGTON, Alexis	0	2	0	0	0	0	0	0	1	0	1	0	0	7		
35	SAVAGE, Charity	0	0	0	0	0	0	0	0	0	0	0	0	0	2		
Totals		22	49	9	38	5	18	10	21	30	16	59	7	12	1	200	

1st FG%: 21.0 20.0% 2nd: 6.4 44.4% 3rd: 6.4 42.9% 4th: 5.4 37.2% Game: 22.49 44.9% DeftBall
3PT%: 0.4 0.0% 3-10 30.0% 0-1 0.0% 3-6 50.0% 5-8 27.8% Rebounds
FT%: 1.4 100.0% 1-2 50.0% 3-4 75.0% 1-3 33.3% 2-3 66.7%

Officials: Charlie Hust, David Jensen, Ryan Durham
Technical fouls: IUPUI-None, Middle Tennessee-None.
Attendance: 1492

Score by periods	1st				2nd				3rd				4th				Total
	1st	2nd	3rd	4th	1st	2nd	3rd	4th	1st	2nd	3rd	4th	1st	2nd	3rd	4th	
Middle Tennessee	10	13	11	47													
IUPUI	18	17	14	20	59												

Last FG - IUPUI 4th-01:49, MT 4th-01:21.
Largest lead - IUPUI by 6 (0:05:20), MT by 14 (4:03:15).
IUPUI led for 11:33, MT led for 20:56. Game was tied for 06:50.

OHIO 59, MIDDLE TENNESSEE 57

Second Round | March 24, 2019
Convocation Center
Athens, Ohio

MT Official Basketball Box Score - Game Totals - Final Statistics
Middle Tennessee vs Ohio
03/24/19 2:00 pm at

#	Player	Total			3-Pr			Rebounds			PF	TP	A	T	Bk	Stl	Min
		FG	FGA	FT	FTA	FG	FGA	FT	FTA	Off							
00	JOHNSON, Alex	1	2	0	2	3	4	5	9	4	7	2	3	2	0	37	
01	HAYES, A'Queen	8	16	0	1	3	12	15	4	17	4	5	0	0	29		
02	SUTTON, Taylor	2	5	2	3	0	2	5	6	10	2	5	6	0	0	34	
12	LOURO, Jess	2	5	0	0	0	3	5	8	1	4	4	1	1	0	34	
15	JONES, Anna	4	6	1	3	0	0	3	3	15	0	4	1	1	34		
11	MAJORS, Jordan	1	2	0	0	0	1	1	2	1	0	1	0	1	9		
14	COLLIER, Katie	1	4	1	4	0	0	0	4	3	1	0	0	0	16		
23	WHITTINGTON, Alexis	1	2	1	2	0	0	0	2	0	0	0	0	0	7		
Team		23		54		14		22		57		12		9		200	

1st FG%: 6.1 50.0% 2nd: 9.6 50.0% 3rd: 5.1 23.3% 4th: 6.1 40.0% Game: 23.54 42.6% DeftBall
3PT%: 2.7 33.3% 0-0 0.0% 1-4 25.0% 2-7 28.6% 2-3 66.7% Rebounds

Ohio 59 • 2-9

#	Player	Total			3-Pr			Rebounds			PF	TP	A	T	Bk	Stl	Min
		FG	FGA	FT	FTA	FG	FGA	FT	FTA	Off							
04	Erica Johnson	1	3	0	2	5	0	4	4	3	11	2	2	0	0	30	
01	Gabby Burns	1	4	1	4	0	1	3	4	1	9	2	4	3	1	34	
01	Ciera Hooks	5	13	0	2	8	15	2	1	3	18	3	0	1	4	28	
03	Amani Burke	3	12	2	7	0	3	5	8	1	8	1	2	0	1	36	
10	Dominique Doseck	1	4	1	3	2	2	2	2	2	2	2	2	0	0	32	
13	Olivia Bower	1	1	1	1	2	0	3	0	4	0	0	2	0	22		
15	Kaylee Barmble	0	0	0	0	0	0	0	0	0	0	0	0	0	1	4	
33	Deash Beck	2	3	0	0	1	1	0	3	3	0	4	1	0	1	12	
34	Kendall Jessing	0	0	0	0	0	0	1									



POST-SEASON RECORDS

POINTS

1. Alysha Clark.....	34	March 22, 2009.....	at Michigan State
2. Kim Webb.....	33	March 17, 1985.....	at Western Kentucky
3. Amber Holt.....	32	March 21, 2008.....	at Kentucky*
4. Jamie Thomatis.....	30	March 14, 2001.....	at Indiana*
Amber Holt.....	30	March 19, 2008.....	vs. Western Carolina*
6. Ty Petty.....	29	March 26, 2015.....	vs. Ole Miss*
7. Anastasiia Boldyreva.....	28	March 28, 2022.....	at Toledo*
Alex Johnson.....	28	March 19, 2017.....	vs. Wake Forest*
Ty Petty.....	28	March 19, 2017.....	vs. Wake Forest*
10. Alice Lawrence.....	27	March 17, 1985.....	vs. Western Kentucky

FIELD GOALS MADE

1. Alysha Clark.....	14	March 22, 2009.....	at Michigan State
2. Kim Webb.....	13	March 17, 1985.....	at Western Kentucky
Anastasiia Boldyreva.....	13	March 28, 2022.....	at Toledo*
3. Amber Holt.....	12	March 21, 2008.....	at Kentucky*
4. Jamie Thomatis.....	11	March 14, 2001.....	at Indiana*
Patrice Holmes.....	11	March 19, 2005.....	vs. North Carolina State
Ty Petty.....	11	March 26, 2015.....	vs. Ole Miss*
Chrissy Givens.....	11	March 18, 2006.....	vs. Utah
8. Amber Holt.....	10	March 17, 2007.....	vs. Gonzaga
Amber Holt.....	10	March 19, 2008.....	vs. Western Carolina
Alex Johnson.....	10	March 19, 2016.....	vs. Florida State
Alex Johnson.....	10	March 16, 2017.....	vs. Morehead State*
Alex Johnson.....	10	March 19, 2017.....	vs. Wake Forest*

FIELD GOAL PERCENTAGE (MIN. 10 ATTEMPTS)

1. Amber Holt.....	769 (10-13)	March 19, 2008.....	vs. Western Carolina*
2. Anna Jones.....	727 (8-11)	March 21, 2019.....	vs. IUPUI*
3. Amber Holt.....	714 (10-14)	March 17, 2007.....	vs. Gonzaga
Alex Johnson.....	714 (10-14)	March 19, 2017.....	vs. Wake Forest*
5. Ty Petty.....	688 (11-16)	March 26, 2015.....	vs. Ole Miss*
6. Kim Webb.....	667 (8-12)	March 14, 1984.....	vs. Tennessee
7. A. Boldyreva.....	650 (133-20)	March 28, 2022.....	at Toledo*
8. Brea Edwards.....	636 (7-11)	March 22, 2015.....	vs. Arkansas State*
9. Lianne Beck.....	615 (8-13)	March 16, 1988.....	at Kansas
Krystle Horton.....	615 (8-13)	March 21, 2004.....	vs. North Carolina

3-POINT FIELD GOALS MADE

1. Sandy Brown.....	5	March 16, 1988.....	vs. Kansas
Patrice Holmes.....	5	March 21, 2005.....	vs. Texas Tech
Jalynn Gregory.....	5	March 17, 2022.....	vs. Wofford*
Dor Saar.....	5	March 31, 2022.....	vs. Seton Hall*
Johnna Abney.....	5	March 18, 2006.....	vs. Utah
4. Kelly Chastain.....	4	March 14, 1998.....	vs. Duke
Patrice Holmes.....	4	March 21, 2004.....	vs. North Carolina
Brea Edwards.....	4	March 22, 2015.....	vs. Arkansas State*
Icelyn Elie.....	4	March 24, 2013.....	at Louisville
Brandi Brown.....	4	March 21, 2010.....	vs. Mississippi State
Dor Saar.....	4	March 17, 2022.....	vs. Wofford*
Courtney Whitson.....	4	March 28, 2022.....	at Toledo*

3-POINT FIELD GOAL PERCENTAGE (MIN. 4 ATTEMPTS)

1. Brea Edwards.....	100.0 (4-4)	March 22, 2015.....	vs. Arkansas State*
2. Krystle Horton.....	750 (3-4)	March 19, 2005.....	vs. N.C. State
Chelsea Lymon.....	750 (3-4)	March 19, 2008.....	vs. Western Carolina*
Ty Petty.....	750 (3-4)	March 16, 2017.....	vs. Morehead State*
5. Jalynn Gregory.....	.714 (5-7)	March 17, 2022.....	vs. Wofford*
6. Kelly Chastain.....	.667 (4-6)	March 14, 1998.....	at Duke
Icelyn Elie.....	.667 (4-6)	March 24, 2013.....	at Louisville
Dor Saar.....	.667 (4-6)	March 17, 2022.....	vs. Wofford*
8. Brandi Pickel.....	.600 (3-5)	March 19, 2007.....	vs. Marist
Brandi Brown.....	.600 (3-5)	March 19, 2008.....	vs. Western Carolina*

FREE THROWS MADE

1. Ty Petty.....	12	March 19, 2017.....	vs. Wake Forest*
Amber Holt.....	10	March 19, 2008.....	vs. Western Carolina*
3. Alice Lawrence.....	9	March 17, 1985.....	at Western Kentucky
4. Jamie Thomatis.....	8	March 14, 2001.....	at Indiana*
Anna Jones.....	8	March 21, 2019.....	at Ohio*
6. Eva Lemeh.....	7	March 15, 1983.....	at Jackson State
Kim Webb.....	7	March 17, 1985.....	at Western Kentucky
Olivia Jones.....	7	March 29, 2015.....	vs. Temple*
Alex Johnson.....	7	March 19, 2017.....	vs. Wake Forest*
Kseniya Malashka.....	7	March 31, 2022.....	vs. Seton Hall*

FREE THROW PERCENTAGE (MIN. 6 ATTEMPTS)

1. Ty Petty.....	100.0 (12-12)	March 19, 2017.....	vs. Wake Forest*
Amber Holt.....	100.0 (10-10)	March 19, 2008.....	vs. Western Carolina*
Alex Johnson.....	100.0 (7-7)	March 19, 2017.....	vs. Wake Forest*
Carlita Elder.....	100.0 (6-6)	March 11, 1999.....	at Memphis*
Chrissy Givens.....	100.0 (6-6)	March 17, 2007.....	vs. Gonzaga
Alex Johnson.....	100.0 (6-6)	March 16, 2017.....	vs. Morehead State*
7. Alice Lawrence.....	.900 (9-10)	March 17, 1985.....	at Western Kentucky
8. Kim Webb.....	.875 (7-8)	March 17, 1985.....	at Western Kentucky
Olivia Jones.....	.875 (7-8)	March 29, 2015.....	vs. Temple*
10. Keisha McClinic.....	.857 (6-7)	March 21, 2004.....	vs. North Carolina
Olivia Jones.....	.857 (6-7)	March 26, 2015.....	vs. Ole Miss*
Anastasia Hayes.....	.857 (6-7)	March 21, 2021.....	vs. Tennessee

REBOUNDS

1. Brea Edwards.....	20	March 29, 2015.....	vs. Temple*
2. Icelyn Elie.....	16	March 18, 2012.....	at Vanderbilt
Ebony Rowe.....	16	March 18, 2012.....	at Vanderbilt
4. A'Queen Hayes.....	15	March 24, 2019.....	at Ohio*
5. Alysha Clark.....	14	March 21, 2010.....	vs. Mississippi State
6. Ebony Rowe.....	12	March 24, 2013.....	at Louisville
Olivia Jones.....	12	March 22, 2015.....	vs. Arkansas State*
Brea Edwards.....	12	March 19, 2015.....	vs. Ball State*
Brea Edwards.....	12	March 22, 2015.....	vs. Arkansas State*
Alex Johnson.....	12	March 16, 2017.....	vs. Morehead State*

ASSISTS

1. Chrissy Givens.....	11	March 18, 2006.....	vs. Utah
2. Sherry Smith.....	8	March 17, 1983.....	at Louisiana Tech
3. Kim Webb.....	7	March 12, 1986.....	at South Carolina
Lori Gross.....	7	March 12, 1986.....	at South Carolina
Shanice Cason.....	7	March 18, 2012.....	at Vanderbilt
Ty Petty.....	7	March 26, 2015.....	vs. Ole Miss*
Ty Petty.....	7	March 19, 2016.....	vs. Florida State
Abbey Sissom.....	7	March 15, 2018.....	at Ball State*

BLOCKS

1. Anastasiia Boldyreva.....	4	March 24, 2022.....	vs. Vanderbilt*
Kseniya Malashka.....	4	March 28, 2022.....	at Toledo*
2. Kay Willbanks.....	3	March 16, 1986.....	at LSU
Kay Willbanks.....	3	March 12, 1986.....	at South Carolina
Anastasiia Boldyreva.....	3	March 28, 2022.....	at Toledo*
Kseniya Malashka.....	3	March 31, 2022.....	at Seton Hall*

STEALS

1. Olivia Jones.....	8	March 19, 2015.....	vs. Ball State*
2. Keisha McClinic.....	6	March 23, 2004.....	at Notre Dame
3. Kim Webb.....	5	March 12, 1986.....	at South Carolina
Chrissy Givens.....	5	March 17, 2007.....	vs. Gonzaga
Olivia Jones.....	5	March 29, 2015.....	vs. Temple*
Ty Petty.....	5	March 23, 2017.....	at Georgia Tech*

* - indicates Women's NIT game



POST-SEASON RECORDS

POINTS

- 104 vs. Western Carolina* March 19, 2008
- 86 vs. Wofford* March 17, 2022
- 85 vs. Gonzaga..... March 17, 2007
- 83 at Western Kentucky March 17, 1985
- 82 vs. Ole Miss* March 26, 2015

FIELD GOALS MADE

- 36 vs. Western Carolina* March 19, 2008
- 35 at South Carolina..... March 12, 1986
- 34 vs. Gonzaga..... March 17, 2007
- 33 vs. Wofford* March 17, 2022
- 32 at Kansas..... March 16, 1988
- 32 at Western Kentucky March 17, 1985

FIELD GOAL PERCENTAGE

- 59.6 vs. Ole Miss* March 26, 2015
- 59.0 vs. Western Carolina* March 19, 2008
- 50.8 at Western Kentucky March 17, 1985
- 49.3 vs. Wofford* March 17, 2022
- 47.9 vs. Gonzaga..... March 17, 2007

3-POINT FIELD GOALS MADE

- 13 vs. Western Carolina* March 19, 2008
- 12 vs. Mississippi State March 21, 2010
- 12 vs. Wofford* March 17, 2022
- 11 vs. Seton Hall* March 31, 2022
- 10 vs. Utah..... March 18, 2006
- 10 vs. Tennessee..... March 21, 2021

3-POINT FIELD GOAL PERCENTAGE

- .533 at Kansas..... March 16, 1988
- .520 vs. Western Carolina* March 19, 2008
- .500 vs. Utah..... March 18, 2006
- .500 at Duke March 14, 1998
- .500 vs. Morehead State* March 16, 2017

FREE THROWS MADE

- 24 vs. IUPUI* March 21, 2019
- 23 vs. Wake Forest* March 19, 2017
- 21 vs. Ole Miss* March 26, 2015
- 19 vs. Western Carolina* March 19, 2008
- 19 at Western Kentucky March 17, 1985

FREE THROW PERCENTAGE

- 95.0 vs. Western Carolina* March 19, 2008
- 93.3 vs. North Carolina..... March 21, 2004
- 92.0 vs. Wake Forest* March 19, 2017
- 90.9 vs. IUPUI* March 21, 2019
- 85.7 vs. Marist March 19, 2007
- 85.7 at Duke March 14, 1998
- 85.7 vs. Seton Hall* March 31, 2022

REBOUNDS

- 51 vs. Arkansas State* March 22, 2015
- 49 vs. Wofford* March 17, 2022
- 48 at South Carolina March 12, 1986
- 45 at Ball State* March 15, 2018
- 44 at LSU March 16, 1986
- 44 at Ohio* March 24, 2019

ASSISTS

- 23 vs. Western Carolina* March 19, 2008
- 20 at South Carolina March 12, 1986
- 19 vs. Mississippi State March 21, 2010
- 18 at Duke March 14, 1998
- 16 vs. Utah..... March 18, 2006
- 16 vs. North Carolina..... March 21, 2004
- 16 vs. Florida State March 19, 2016
- 16 vs. Wofford* March 17, 2022

BLOCKS

- 6 at Western Kentucky March 17, 1985
- 6 vs. Wake Forest* March 21, 2022
- 6 vs. Vanderbilt* March 24, 2022
- 5 at Tennessee March 17, 1984
- 5 at Louisville March 24, 2013
- 5 at Georgia Tech* March 23, 2017
- 5 at Ohio* March 24, 2019

STEALS

- 17 vs. Ball State* March 19, 2015
- 17 vs. Gonzaga..... March 17, 2007
- 15 at Notre Dame March 23, 2004
- 14 vs. Temple* March 29, 2015
- 13 at Memphis* March 11, 1999

* - indicates Women's NIT game



YEAR-BY-YEAR RESULTS

1975-76

RECORD: 15-9

HEAD COACH: PAT JONES

D. 4	MURRAY STATE	W, 66-50
D. 10	LAMBUTH	W, 83-21
D. 13	HIWASSEE JC	L, 70-71
J. 7	CHATTANOOGA	W, 93-66
J. 10	at Hiwassee JC	L, 60-72
J. 13	UNION (TENN.)	L, 76-83
J. 17	TENNESSEE TECH	L, 75-86
J. 19	ETSU	W, 85-45
J. 24	UT-MARTIN	W, 91-66
F. 2	at Murray State	W, 55-44
F. 6	¹ at Memphis JV	W, 77-35
F. 6	¹ vs. Mississippi University for Women	L, 63-72
F. 7	¹ vs. Murray State	W, 64-57
F. 7	¹ vs. Mississippi State	L, 73-78
F. 15	at ETSU	W, 67-49
F. 16	at Tennessee Tech	L, 58-99
F. 17	at Chattanooga	W, 89-57
F. 24	at UT-Martin	W, 81-76
F. 27	at Lambuth	W, 77-56
F. 28	at Union (Tenn.)	W, 95-94
M. 4	² vs. UT-Martin	W, 87-79
M. 4	² vs. Memphis	W, 75-52
M. 6	² vs. Tennessee Tech	L, 68-84
M. 6	² vs. Tennessee	L, 70-73

1 - Memphis State Invitational, Memphis, Tenn.
2 - TCWSF State Tournament, Johnson City, Tenn.

1976-77

RECORD: 20-5

HEAD COACH: PAT JONES

N. 29	SHORTER	L, 69-73
D. 1	VANDERBILT	W, 91-26
D. 6	MARYVILLE	W, 116-46
D. 18	CHATTANOOGA	W, 101-63
D. 18	at Maryville (Forfeit)	W, 2-0
J. 8	at ETSU	W, 81-63
J. 10	at Tennessee Tech (6)	L, 67-97
J. 15	UNION (TENN.)	W, 91-88
J. 17	MOREHEAD STATE	W, 91-80
J. 22	at Murray State	W, 79-52
J. 24	AUSTIN PEAY	W, 82-52
J. 31	at Chattanooga	W, 85-74
F. 5	TENNESSEE TECH (6)	W, 80-78
F. 11	¹ CHATTANOOGA	W, 95-73
F. 11	¹ MURRAY STATE	W, 92-63
F. 13	at Vanderbilt	W, 89-41
F. 17	ETSU	W, 88-67
F. 19	at Austin Peay	W, 82-46
F. 21	MURRAY STATE	W, 90-53
F. 26	WESTERN KENTUCKY	W, 89-81
F. 28	at Union (Tenn.)	L, 90-93 (OT)
M. 2	² vs. UT-Martin	W, 69-67
M. 2	² vs. Tennessee (10)	L, 66-87
M. 4	² vs. ETSU	W, 75-73
M. 4	² at Memphis (16)	L, 68-84

1 - MTSU Invitational, Murfreesboro, Tenn.
2 - TCWSF State Tournament, Memphis, Tenn.

1977-78

RECORD: 15-13

HEAD COACH: PAT SARVER

N. 18	¹ MISSISSIPPI STATE	W, 83-70
N. 18	¹ KENTUCKY (19)	L, 80-82
D. 3	ALABAMA	L, 69-75
D. 10	UNION (TENN.)	W, 80-69
D. 15	² vs. Southern Miss	W, 82-75 (OT)
D. 16	² at Blue Mountain	W, 76-59
D. 17	² vs. Berry	L, 53-77
J. 7	at Morehead State	L, 89-94 (OT)
J. 9	at Union (Tenn.)	W, 92-84
J. 11	MISSOURI (18)	L, 65-81

J. 14	TENNESSEE TECH	L, 81-88
J. 16	ETSU	W, 82-71
J. 17	TENNESSEE (2)	L, 79-87
J. 21	AUSTIN PEAY	W, 90-52
J. 23	at Murray State	W, 89-65
J. 28	WESTERN KENTUCKY	W, 74-70
J. 30	at Memphis (19)	L, 86-101
J. 31	at UT-Martin	W, 89-61
F. 13	EASTERN KENTUCKY	W, 94-67
F. 15	at Tennessee Tech	L, 66-81
F. 16	at ETSU	L, 72-86
F. 18	MURRAY STATE	W, 92-73
F. 20	at Austin Peay	W, 72-70
F. 25	at Western Kentucky	L, 63-83
M. 1	³ at UT-Martin	W, 70-54
M. 2	³ vs. Tennessee Tech	L, 68-96
M. 3	³ vs. ETSU	W, 98-79
M. 3	³ vs. Memphis (13)	L, 62-74

1 - MTSU Tipoff Tournament, Murfreesboro, Tenn.
2 - Blue Mountain Tournament, Blue Mountain, Miss.
3 - TCWSF State Tournament, Martin, Tenn.

1978-79

RECORD: 14-13/6-4 OHIO VALLEY

HEAD COACH: LARRY JOE INMAN

N. 17	¹ KENTUCKY	W, 90-87
N. 18	¹ MEMPHIS	L, 81-91
N. 30	at Union (Tenn.)	L, 80-91
D. 2	CHATTANOOGA	L, 59-60 (OT)
D. 4	at Alabama	L, 84-90
D. 5	at Tennessee (1)	L, 63-87
D. 11	VANDERBILT	W, 69-67
D. 14	² vs. Mississippi (18)	L, 61-68
D. 14	² vs. Utah	L, 74-82
D. 16	² vs. Mississippi State (Forfeit)	L, 0-2
J. 6	MOREHEAD STATE*	L, 67-74
J. 8	EASTERN KENTUCKY*	W, 75-61
J. 13	at Tennessee Tech*	L, 73-107
J. 15	UNION (TENN.)	W, 67-60
J. 20	at Austin Peay*	W, 69-57
J. 22	MURRAY STATE*	W, 87-79 (OT)
J. 27	at Western Kentucky*	W, 86-79
J. 30	MEMPHIS (19)	W, 65-63
F. 3	at Chattanooga	W, 66-63
F. 8	at Eastern Kentucky*	L, 84-85
F. 13	ETSU	W, 59-44
F. 17	at Murray State*	L, 78-90
F. 19	AUSTIN PEAY*	W, 90-77
F. 21	at UT-Martin	W, 73-69
F. 24	WESTERN KENTUCKY*	W, 82-63
F. 26	at Vanderbilt	W, 74-70
F. 27	³ vs. ETSU	L, 53-55

* - Ohio Valley Game
1 - MTSU Tipoff Tournament, Murfreesboro, Tenn.
2 - MUW Christmas Tournament, Columbus, Miss.
3 - TCWSF State Tournament, Knoxville, Tenn.

1979-80

OHIO VALLEY CHAMPIONS

RECORD: 23-10/10-1 OHIO VALLEY

HEAD COACH: LARRY JOE INMAN

N. 13	at Belmont	W, 73-70
N. 24	at Vanderbilt	W, 67-66
N. 26	TENNESSEE (4)	L, 48-63
D. 3	¹ WESTERN KENTUCKY	W, 54-49
D. 4	¹ MOREHEAD STATE	L, 51-58
D. 8	BELMONT	W, 60-55
D. 13	² vs. Mississippi	W, 69-63
D. 14	² vs. Tennessee Tech (19)	L, 68-71 (OT)
D. 15	² vs. Central Missouri	L, 70-72
D. 17	at Southern Miss	L, 65-77
J. 4	³ at Northern Kentucky	L, 69-70
J. 5	³ vs. Miami (Ohio)	W, 73-49
J. 7	at ETSU	W, 71-59
J. 10	TENNESSEE TECH*	W, 72-57
J. 14	at Tennessee State	W, 84-52

J. 17	AUSTIN PEAY*	W, 72-48
J. 19	at Murray State*	W, 80-62
J. 21	at Chattanooga	W, 77-76
J. 24	WESTERN KENTUCKY*	W, 60-46
J. 26	at Morehead State*	W, 70-61
J. 31	EASTERN KENTUCKY*	W, 70-54
F. 2	UT-MARTIN	W, 63-49
F. 4	TENNESSEE STATE	W, 69-55
F. 7	at Tennessee Tech*	L, 69-72
F. 9	at Memphis	W, 68-63
F. 12	CHATTANOOGA	L, 57-61 (OT)
F. 14	MURRAY STATE*	W, 76-60
F. 16	at Austin Peay*	W, 67-59
F. 21	at Western Kentucky*	W, 56-53
F. 23	at Eastern Kentucky*	W, 56-54
F. 28	⁴ vs. Vanderbilt	W, 76-57
F. 29	⁴ at Tennessee Tech (20)	L, 70-72
M. 1	⁴ vs. Chattanooga	L, 62-84

* - Ohio Valley Game
1 - Ohio Valley Tipoff Tournament, Murfreesboro, Tenn.
2 - MUW Christmas Tournament, Columbus, Miss.
3 - Northern Kentucky Invitational, Highland Heights, Ky.
4 - TCWSF State Tournament, Cookeville, Tenn.

1980-81

RECORD: 16-13/6-3 OHIO VALLEY

HEAD COACH: LARRY JOE INMAN

D. 1	BELMONT	W, 77-55
D. 6	VANDERBILT	L, 88-89
D. 8	TENNESSEE STATE	W, 84-67
D. 18	¹ vs. Clemson (16)	L, 63-66
D. 19	¹ vs. South Alabama	L, 50-51
D. 20	¹ at Mississippi University for Women	W, 89-71
D. 28	² vs. Jackson State	L, 62-82
D. 29	² vs. Miami (Ohio)	W, 78-57
D. 30	² at Miami (Fla.)	L, 74-80
J. 3	MOREHEAD STATE*	W, 73-68
J. 8	at Tennessee Tech*	W, 76-66
J. 12	ETSU	W, 74-72
J. 15	at Austin Peay*	W, 89-67
J. 17	at Murray State*	L, 72-73
J. 19	at Tennessee State	W, 80-65
J. 22	at Western Kentucky	L, 76-77
J. 24	CHATTANOOGA	L, 71-80
J. 26	MEMPHIS	L, 61-79
J. 31	at Eastern Kentucky*	W, 79-51
F. 2	at Chattanooga	L, 86-91
F. 5	TENNESSEE TECH*	W, 81-78
F. 7	at Belmont	W, 78-70
F. 12	MURRAY STATE*	W, 75-74
F. 14	AUSTIN PEAY*	W, 74-65
F. 16	at UT-Martin	W, 75-62
F. 19	WESTERN KENTUCKY	L, 88-94
F. 26	³ at Memphis	W, 70-66
F. 27	³ vs. Tennessee (4)	L, 47-66
F. 28	³ vs. Tennessee Tech	L, 79-87

* - Ohio Valley Game
1 - MUW Christmas Invitational, Columbus, Miss.
2 - Hurricane Classic, Miami, Fla.
3 - TCWSF State Tournament, Memphis, Tenn.

1981-82

RECORD: 20-5/9-3 OHIO VALLEY

HEAD COACH: LARRY JOE INMAN

N. 23	at Lipscomb	W, 95-60
N. 30	at Belmont	W, 78-72
D. 5	TENNESSEE STATE	W, 53-43
D. 10	at Morehead State*	W, 67-64
D. 12	at Eastern Kentucky*	W, 77-72
D. 19	TENNESSEE TECH*	L, 67-81
J. 8	¹ at Mississippi	L, 66-67
J. 9	¹ vs. South Alabama	W, 72-55
J. 14	at Western Kentucky*	L, 63-67
J. 16	at Tennessee State	W, 71-66
J. 18	at Chattanooga	W, 82-72
J. 21	MURRAY STATE*	W, 90-67



YEAR-BY-YEAR RESULTS

J. 23	AUSTIN PEAY*	W, 85-73
J. 25	BELMONT	W, 92-65
J. 30	at Tennessee Tech*	L, 68-74
F. 3	at Vanderbilt	W, 76-71
F. 6	NORTH ALABAMA	W, 93-70
F. 9	CHATTANOOGA	W, 90-64
F. 13	WESTERN KENTUCKY*	W, 69-62
F. 18	at Murray State*	W, 79-74
F. 20	at Austin Peay	W, 68-64
F. 22	at North Alabama	W, 81-53
F. 25	MOREHEAD STATE*	W, 86-57
F. 27	EASTERN KENTUCKY*	W, 62-55
M. 3	² vs. Morehead State	L, 62-66

* - Ohio Valley Game
 1 - Dial Classic, Oxford, Miss.
 2 - Ohio Valley Championships, Cookeville, Tenn.

1982-83 OHIO VALLEY CHAMPIONS OHIO VALLEY TOURNAMENT CHAMPIONS RECORD: 26-5/10-0 OHIO VALLEY HEAD COACH: LARRY JOE INMAN

N. 26	TENNESSEE STATE	W, 88-67
D. 3	at Southern	W, 87-78
D. 4	at LSU	L, 65-67
D. 8	WESTERN KENTUCKY	W, 71-64
D. 13	LIPSCOMB	W, 83-61
D. 17	at Morehead State*	W, 66-51
D. 18	at Eastern Kentucky*	W, 72-69 ^(OT)
J. 3	CHATTANOOGA	L, 67-74
J. 6	at Kentucky (5)	L, 68-73
J. 8	at Belmont	W, 91-72
J. 15	at Tennessee Tech*	W, 74-72
J. 19	at Vanderbilt	W, 86-81
J. 22	at Murray State*	W, 75-68
J. 24	at UT-Martin	W, 75-68
J. 28	AUSTIN PEAY*	W, 74-52
J. 29	BELMONT	W, 80-60
F. 1	at Tennessee State	W, 77-68
F. 4	¹ vs. Mississippi State	W, 79-76 ^(OT)
F. 5	¹ at Arkansas	L, 72-73
F. 12	TENNESSEE TECH*	W, 95-77
F. 16	VANDERBILT	W, 73-66 ^(OT)
F. 19	MURRAY STATE*	W, 96-68
F. 21	UT-MARTIN	W, 86-65
F. 26	at Austin Peay*	W, 87-73
M. 1	at Chattanooga	W, 94-79
M. 4	MOREHEAD STATE*	W, 81-53
M. 5	at Eastern Kentucky*	W, 73-66
M. 9	² vs. Murray State	W, 84-73
M. 10	² vs. Morehead State	W, 74-61
M. 15	³ at Jackson State	W, 64-61
M. 17	⁴ at Louisiana Tech (1)	L, 59-91

* - Ohio Valley Game
 1 - Lady Razorback Invitational, Fayetteville, Ark.
 2 - Ohio Valley Championships, Cookeville, Tenn.
 3 - NCAA Tournament, Jackson, Miss.
 4 - NCAA Tournament, Ruston, La.

1983-84 OHIO VALLEY CHAMPIONS OHIO VALLEY TOURNAMENT CHAMPIONS RECORD: 19-10/12-2 OHIO VALLEY HEAD COACH: LARRY JOE INMAN

N. 26	at Florida State	L, 67-75
N. 28	BELMONT	W, 87-40
D. 8	CHATTANOOGA	L, 63-65
D. 16	¹ vs. Union (Tenn.)	W, 74-62
D. 17	¹ at Mississippi (8)	L, 72-84
D. 30	at Western Kentucky	L, 69-72
J. 5	at Chattanooga	L, 59-73
J. 7	at Tennessee Tech*	W, 70-66
J. 9	at Kentucky	W, 74-68
J. 12	at Morehead State*	L, 53-56
J. 14	at Eastern Kentucky*	L, 46-49

J. 17	VANDERBILT	L, 60-66
J. 19	YOUNGSTOWN STATE*	W, 87-59
J. 21	AKRON*	W, 89-48
J. 23	UT-MARTIN	W, 76-55
J. 26	AUSTIN PEAY*	W, 84-76 ^(OT)
J. 27	MURRAY STATE*	W, 100-59
J. 31	at Vanderbilt	L, 67-83
F. 7	at UT-Martin	W, 86-79
F. 9	at Austin Peay*	W, 87-74
F. 11	at Murray State*	W, 84-67
F. 16	MOREHEAD STATE*	W, 68-49
F. 18	EASTERN KENTUCKY*	W, 78-58
F. 23	at Youngstown State*	W, 75-69
F. 25	at Akron*	W, 78-54
M. 3	TENNESSEE TECH*	W, 85-64
M. 6	² MOREHEAD STATE	W, 65-47
M. 7	² TENNESSEE TECH	W, 71-64
M. 14	³ at Tennessee (15)	L, 52-70

* - Ohio Valley Game
 1 - Dial Classic, Oxford, Miss.
 2 - Ohio Valley Championships, Murfreesboro, Tenn.
 3 - NCAA Tournament, Knoxville, Tenn.

1984-85 OHIO VALLEY CHAMPIONS OHIO VALLEY TOURNAMENT CHAMPIONS RECORD: 23-7/13-1 OHIO VALLEY HEAD COACH: LARRY JOE INMAN

N. 23	GEORGIA (1/NA)	L, 73-84
N. 26	at Chattanooga	L, 78-83
D. 3	at Belmont	W, 105-60
D. 8	at Evansville	W, 91-68
D. 17	ETSU	W, 82-57
D. 28	¹ vs. West Virginia	W, 93-67
D. 29	¹ at Cincinnati	L, 91-98
J. 7	TENNESSEE TECH*	W, 62-58
J. 10	at UT-Martin	W, 95-55
J. 12	MOREHEAD STATE*	W, 80-69
J. 14	EASTERN KENTUCKY*	W, 77-69
J. 16	CHATTANOOGA	W, 95-60
J. 19	at Youngstown State*	W, 91-81 ^(OT)
J. 21	at Akron*	W, 68-48
J. 26	at Austin Peay*	W, 80-58
J. 28	at Murray State*	W, 77-66
F. 31	MISSISSIPPI (7/7)	L, 66-77
F. 6	at Louisiana Tech (6/5)	L, 62-86
F. 9	AUSTIN PEAY*	W, 86-75
F. 11	MURRAY STATE*	W, 87-69
F. 14	UT-MARTIN	W, 80-64
F. 16	at Morehead State*	W, 86-72
F. 18	at Eastern Kentucky*	W, 67-63
F. 21	at Tennessee Tech* (19/NA)	L, 86-92 ^(OT)
F. 23	YOUNGSTOWN STATE*	W, 87-74
F. 25	AKRON*	W, 108-45
F. 28	ETSU	W, 65-59
M. 4	² AUSTIN PEAY	W, 82-77
M. 5	² TENNESSEE TECH	W, 67-61
M. 17	nr/25 ³ at Western Kentucky (14/14)	L, 83-90

* - Ohio Valley Game
 1 - Communiplex Classic, Cincinnati, Ohio
 2 - Ohio Valley Championships, Murfreesboro, Tenn.
 3 - NCAA Tournament, Bowling Green, Ky.

1985-86 OHIO VALLEY CHAMPIONS OHIO VALLEY TOURNAMENT CHAMPIONS RECORD: 20-10/13-1 OHIO VALLEY HEAD COACH: LARRY JOE INMAN

N. 25	¹ vs. Oklahoma (NA/23)	L, 75-83
N. 26	¹ vs. South Alabama	L, 63-79
N. 29	² vs. Clemson	W, 90-88
N. 30	² at Kentucky	L, 77-85
D. 2	at Georgia (2/2)	L, 58-108
D. 4	at Auburn (12/10)	L, 59-71
D. 7	CHATTANOOGA	W, 93-68

D. 9	at Western Kentucky (9/8)	L, 78-103
D. 11	EVANSVILLE	W, 106-71
D. 21	at Mississippi (8/10)	L, 80-95
J. 4	BELMONT	W, 93-47
J. 6	at Tennessee Tech*	L, 58-77
J. 11	MURRAY STATE*	W, 102-68
J. 13	AUSTIN PEAY*	W, 72-66
J. 18	at Morehead State*	W, 74-64
J. 20	at Eastern Kentucky*	W, 87-78
J. 25	YOUNGSTOWN STATE*	W, 97-72
J. 27	AKRON*	W, 76-58
F. 1	at Chattanooga	L, 72-83
F. 3	TENNESSEE TECH*	W, 72-69
F. 8	at Akron*	W, 79-47
F. 10	at Youngstown State*	W, 77-67
F. 15	at Austin Peay*	W, 77-68
F. 17	at Murray State*	W, 87-81
F. 22	EASTERN KENTUCKY*	W, 99-85
F. 24	MOREHEAD STATE*	W, 71-57
M. 5	³ MOREHEAD STATE	W, 85-72
M. 6	³ TENNESSEE TECH	W, 66-63
M. 12	⁴ at South Carolina	W, 78-77 ^(OT)
M. 16	⁵ at LSU (9/8)	L, 65-78

* - Ohio Valley Game
 1 - Bowling Green Bank Invitational, Bowling Green, Ky.
 2 - Lady Kat Dial Classic, Lexington, Ky.
 3 - Ohio Valley Championships, Murfreesboro, Tenn.
 4 - NCAA Tournament, Columbia, S.C.
 5 - NCAA Tournament, Baton Rouge, La.

1986-87 OHIO VALLEY CO-CHAMPIONS RECORD: 19-8/12-2 OHIO VALLEY HEAD COACH: JIM DAVIS

N. 28	¹ vs. Northern Kentucky	W, 70-69
N. 29	¹ vs. Wisconsin	W, 69-56
D. 2	WESTERN KENTUCKY (12/10)	L, 71-78
D. 11	CUMBERLAND (TENN.)	W, 87-54
D. 14	AUBURN (4/4)	L, 62-84
D. 20	KENTUCKY	L, 68-79
D. 27	² vs. Quinnipiac	W, 89-59
D. 28	² at Maine	L, 67-75
J. 3	MISSISSIPPI (10/10)	L, 63-95
J. 5	at Tennessee Tech*	L, 74-78
J. 10	at Murray State*	L, 66-72
J. 12	at Austin Peay*	W, 92-68
J. 17	MOREHEAD STATE*	W, 90-73
J. 19	EASTERN KENTUCKY*	W, 84-62
J. 24	at Youngstown State*	W, 93-82
J. 26	at Akron*	W, 74-57
J. 31	at Tennessee State	W, 91-56
F. 2	TENNESSEE TECH*	W, 94-85
F. 7	AKRON*	W, 96-57
F. 9	YOUNGSTOWN STATE*	W, 76-55
F. 14	AUSTIN PEAY*	W, 89-58
F. 16	MURRAY STATE*	W, 101-83
F. 21	at Eastern Kentucky*	W, 104-63
F. 23	at Morehead State*	W, 91-61
F. 26	TENNESSEE STATE	W, 111-64
M. 4	³ vs. Murray State	W, 72-64
M. 5	³ at Tennessee Tech	L, 67-71

* - Ohio Valley Game
 1 - Communiplex Classic, Cincinnati, Ohio
 2 - Maine Holiday Classic, Orono, Maine
 3 - Ohio Valley Championships, Cookeville, Tenn.

1987-88 OHIO VALLEY CHAMPIONS OHIO VALLEY TOURNAMENT CHAMPIONS RECORD: 22-8/12-2 OHIO VALLEY HEAD COACH: LEWIS BIVENS

N. 27	¹ at Georgia State	W, 101-80
N. 28	¹ vs. Mississippi State	W, 57-56
D. 4	² vs. Central Michigan	W, 64-56
D. 5	² at Indiana	W, 65-59
D. 9	at Western Kentucky (11/11)	L, 51-83



YEAR-BY-YEAR RESULTS

D. 17	at Mississippi (7/7)	L, 63-77
J. 2	LIPSCOMB	W, 92-68
J. 4	KENNESAW STATE	W, 83-66
J. 6	at Vanderbilt (18/17)	L, 67-70
J. 9	TENNESSEE TECH*	W, 63-55
J. 13	ALABAMA-HUNTSVILLE	W, 92-45
J. 16	at Youngstown State*	W, 74-73
J. 23	MURRAY STATE*	W, 74-70
J. 25	AUSTIN PEAY*	W, 85-58
J. 30	at Morehead State*	W, 72-66
F. 1	at Eastern Kentucky*	W, 87-63
F. 3	at Alabama-Huntsville	W, 105-32
F. 5	at Tennessee State*	W, 90-72
F. 8	at Alabama	L, 58-97
F. 13	EASTERN KENTUCKY*	W, 84-75
F. 15	MOREHEAD STATE*	W, 86-69
F. 20	TENNESSEE STATE*	W, 91-61
F. 22	YOUNGSTOWN STATE*	W, 80-78
F. 25	at Kentucky	L, 68-76
F. 27	at Austin Peay*	W, 84-67
F. 29	at Murray State*	L, 60-82
M. 3	at Tennessee Tech*	L, 79-83
M. 9	³ MOREHEAD STATE ^	W, 83-56
M. 10	³ TENNESSEE TECH ^	W, 79-62
M. 16	⁴ at Kansas	L, 75-81

* - Ohio Valley Game
 ^ - Played in Alumni Gym
 1 - Georgia State Invitational, Atlanta, Ga.
 2 - Indiana Classic, Bloomington, Ind.
 3 - Ohio Valley Championships, Murfreesboro, Tenn.
 4 - NCAA Tournament, Lawrence, Kan.

1988-89 OHIO VALLEY CHAMPIONS

RECORD: 21-6/10-2 OHIO VALLEY
 HEAD COACH: LEWIS BIVENS

N. 29	at Chattanooga	W, 78-67
D. 2	¹ MISSISSIPPI COLLEGE	W, 93-53
D. 3	¹ CLEMSON (NA/24)	W, 69-64
D. 6	VANDERBILT	W, 81-73
D. 8	at Lipscomb	W, 92-77
D. 16	² vs. UT-Arlington	W, 73-62
D. 17	² vs. TCU	W, 70-53
D. 28	nr/25 ³ vs. Siena	W, 103-62
D. 29	nr/25 ³ at Wagner	L, 75-80 (OT)
J. 8	KENTUCKY	L, 66-68
J. 9	TENNESSEE STATE*	W, 81-53
J. 13	at UNC Asheville	W, 88-50
J. 14	at Lipscomb	W, 93-61
J. 16	at Tennessee Tech*	L, 65-74
J. 21	EASTERN KENTUCKY*	L, 65-84
J. 23	MOREHEAD STATE*	W, 68-64
J. 28	at Austin Peay*	W, 88-66
J. 30	at Murray State*	W, 71-68
F. 4	at Tennessee State*	W, 81-61
F. 7	WESTERN KENTUCKY	L, 64-77
F. 11	MURRAY STATE*	W, 93-78
F. 13	AUSTIN PEAY*	W, 107-73
F. 15	CHATTANOOGA	W, 82-61
F. 18	at Morehead State*	W, 77-72
F. 20	at Eastern Kentucky*	W, 81-75
F. 25	TENNESSEE TECH*	W, 73-65
M. 6	⁴ MURRAY STATE	L, 66-73

* - Ohio Valley Game
 1 - Shoney's Inn Classic, Murfreesboro, Tenn.
 2 - Midwest Roundball Classic, Tulsa, Okla.
 3 - Wagner Holiday Tournament, New York, N.Y.
 4 - Ohio Valley Championships, Murfreesboro, Tenn.

1989-90

RECORD: 11-17/7-5 OHIO VALLEY
 HEAD COACH: LEWIS BIVENS

N. 24	¹ vs. Texas Tech	L, 61-76
N. 25	¹ vs. Bucknell	W, 94-68
N. 26	¹ vs. San Francisco	L, 57-82
N. 28	LIPSCOMB	W, 95-87

D. 1	² vs. Eastern Illinois	L, 68-90
D. 2	² vs. Portland State	L, 64-69
D. 10	GEORGIA (4/4)	L, 89-95
D. 16	ETSU	L, 59-71
D. 18	CHATTANOOGA	L, 83-89
J. 4	at Chattanooga	L, 71-76
J. 8	TENNESSEE TECH* (19/19)	L, 49-71
J. 12	USF	W, 79-64
J. 13	UNC ASHEVILLE	W, 90-61
J. 15	at Tennessee State*	L, 74-77
J. 20	MURRAY STATE*	L, 61-79
J. 22	AUSTIN PEAY *	W, 85-47
J. 27	at Morehead State*	W, 71-60
J. 29	at Eastern Kentucky*	W, 79-74
F. 3	at Tennessee Tech* (20/20)	L, 69-79
F. 10	EASTERN KENTUCKY*	L, 69-72
F. 12	MOREHEAD STATE*	W, 85-78
F. 15	at Vanderbilt	L, 70-88
F. 17	at Austin Peay*	W, 98-69
F. 19	at Murray State*	W, 71-65
F. 24	TENNESSEE STATE*	W, 67-53
F. 27	at Kentucky	L, 56-72
F. 28	at Western Kentucky	L, 64-80
M. 5	³ vs. Murray State#	L, 74-82

* - Ohio Valley Game
 1 - Nevada Tourney, Reno, Nev.
 2 - Illini Classic, Champaign, Ill.
 3 - Ohio Valley Championships, Cookeville, Tenn.

1990-91

RECORD: 14-14/8-4 OHIO VALLEY
 HEAD COACH: LEWIS BIVENS

N. 23	¹ vs. UAB	L, 68-76
N. 24	¹ at Georgia State	W, 98-94
N. 30	² vs. Wichita State	W, 63-44
D. 1	² at Arkansas State	L, 60-71
D. 4	at Lipscomb	W, 79-64
D. 6	MISSISSIPPI STATE	W, 69-49
D. 8	GEORGIA (4/4)	L, 62-80
D. 13	CUMBERLAND (TENN.)	W, 74-52
D. 17	CHATTANOOGA	L, 64-76
J. 2	³ vs. Mississippi (12/12)	L, 59-78
J. 3	³ vs. Oklahoma State (24/23)	L, 70-88
J. 4	³ vs. Brown	L, 65-79
J. 9	at Chattanooga	L, 73-81
J. 12	AUSTIN PEAY*	W, 87-66
J. 14	MURRAY STATE*	W, 95-72
J. 19	at Eastern Kentucky*	L, 52-69
J. 21	at Morehead State*	W, 90-47
J. 26	TENNESSEE TECH*	L, 58-64
J. 28	TENNESSEE STATE*	W, 77-67
F. 6	VANDERBILT	L, 66-79
F. 9	at Tennessee State*	W, 63-62
F. 11	at Tennessee Tech*	L, 70-86
F. 16	MOREHEAD STATE*	W, 67-63
F. 18	EASTERN KENTUCKY*	W, 81-80
F. 23	at Murray State*	L, 81-91
F. 25	at Austin Peay*	W, 67-58
M. 4	⁴ vs. Eastern Kentucky	W, 93-84
M. 5	⁴ at Tennessee Tech	L, 59-84

* - Ohio Valley Game
 1 - Georgia State Tourney, Atlanta, Ga.
 2 - Pizza Inn Classic, Jonesboro, Ark.
 3 - FIU Fun & Sun Classic, Miami, Fla.
 4 - Ohio Valley Championships, Cookeville, Tenn.

1991-92

RECORD: 19-9/10-4 OHIO VALLEY
 HEAD COACH: LEWIS BIVENS

N. 24	GEORGIA STATE	W, 84-61
N. 26	CHATTANOOGA	W, 84-59
D. 6	¹ WESTERN CAROLINA	W, 76-65
D. 7	¹ ALABAMA	L, 69-101
D. 13	² vs. San Jose State	W, 88-54
D. 14	² at San Francisco	L, 54-70
D. 19	³ vs. Houston (16/15)	L, 85-99

D. 20	³ vs. Jackson State	W, 76-68
J. 4	at Murray State*	L, 69-72
J. 6	at Chattanooga	W, 71-67
J. 11	SOUTHEAST MISSOURI*	W, 81-57
J. 13	AUSTIN PEAY*	W, 107-60
J. 16	at UT-Martin	W, 90-69
J. 18	at Tennessee State*	W, 94-68
J. 20	at Morehead State*	L, 80-86
J. 22	ORAL ROBERTS	W, 83-76
J. 25	MOREHEAD STATE*	W, 83-69
J. 27	EASTERN KENTUCKY*	W, 69-59
J. 30	at Vanderbilt (11/11)	L, 61-90
F. 1	MURRAY STATE*	W, 88-80
F. 3	UT-MARTIN	W, 110-66
F. 8	at Eastern Kentucky*	L, 75-82
F. 10	at Morehead State*	W, 81-76 (OT)
F. 15	TENNESSEE TECH*	L, 92-93 (OT)
F. 17	TENNESSEE STATE*	W, 99-69
F. 22	at Austin Peay*	W, 68-57
F. 24	at Southeast Missouri*	W, 82-67
M. 9	⁴ vs. Eastern Kentucky	L, 67-72

* - Ohio Valley Game
 1 - Garden Plaza Classic, Murfreesboro, Tenn.
 2 - USF Classic, San Francisco, Calif.
 3 - Shoney's Classic, Tuscaloosa, Ala.
 4 - Ohio Valley Championships, Cookeville, Tenn.

1992-93

RECORD: 21-7/13-3 OHIO VALLEY
 HEAD COACH: LEWIS BIVENS

D. 1	at Memphis	W, 83-70
D. 6	at Georgia (18/15)	L, 65-80
D. 9	at Chattanooga	W, 79-73
D. 11	¹ TROY	W, 88-65
D. 12	¹ LOUISVILLE	L, 70-71
D. 16	CHATTANOOGA	W, 84-72
D. 28	² vs. Yale	W, 66-50
D. 29	² at Wagner	W, 73-53
J. 9	MOREHEAD STATE*	W, 79-49
J. 11	EASTERN KENTUCKY*	W, 76-62
J. 13	TENNESSEE STATE*	L, 72-78
J. 15	WESTERN KENTUCKY	L, 77-97
J. 18	at UT-Martin*	W, 76-54
J. 23	at Tennessee Tech*	L, 72-91
J. 27	AUSTIN PEAY*	W, 91-70
J. 30	at Southeast Missouri*	W, 65-58
F. 1	at Murray State*	W, 96-63
F. 8	UT-MARTIN*	W, 81-73
F. 11	at Tennessee State*	W, 105-103 (2OT)
F. 15	TENNESSEE TECH*	W, 77-71
F. 20	at Morehead State*	L, 73-85
F. 22	at Eastern Kentucky*	W, 80-66
F. 25	at Austin Peay*	W, 100-71
F. 27	SOUTHEAST MISSOURI*	W, 75-65
M. 1	MURRAY STATE*	W, 79-56
M. 2	SOUTHERN INDIANA	W, 89-77
M. 8	³ vs. Eastern Kentucky	W, 87-74
M. 9	³ at Tennessee Tech	L, 73-80

* - Ohio Valley Game
 1 - Garden Plaza Classic, Murfreesboro, Tenn.
 2 - Wagner Holiday Tournament, New York, N.Y.
 3 - Ohio Valley Tournament, Cookeville, Tenn.

1993-94

RECORD: 21-7/11-5 OHIO VALLEY
 HEAD COACH: LEWIS BIVENS

N. 28	FLORIDA STATE	W, 66-43
D. 1	CHATTANOOGA	W, 89-52
D. 3	¹ vs. Oregon	W, 79-74
D. 4	¹ at UT-Arlington	W, 87-66
D. 10	² ORAL ROBERTS&	W, 81-55
D. 11	² SOUTHERN INDIANA&	W, 94-72
D. 21	at Chattanooga	L, 56-63
D. 30	at UMKC	W, 73-68
J. 3	at UT-Martin*	W, 83-65
J. 5	³ MEMPHIS^	W, 74-72



YEAR-BY-YEAR RESULTS

J. 12	AUSTIN PEAY*	W, 82-62
J. 15	at Murray State*	W, 80-69
J. 17	at Southeast Missouri*	W, 70-67
J. 19	TENNESSEE STATE*	L, 59-68
J. 22	at Eastern Kentucky*	W, 72-66
J. 24	at Morehead State*	W, 88-71
J. 29	TENNESSEE TECH*	W, 74-70
J. 31	UT-MARTIN*	W, 84-60
F. 5	at Tennessee State*	L, 80-86
F. 9	MURRAY STATE*	L, 76-79
F. 14	SOUTHEAST MISSOURI*	L, 64-68
F. 17	at Tennessee Tech*	L, 74-83
F. 19	at Troy	W, 71-59
F. 23	at Austin Peay*	W, 67-62
F. 26	MOREHEAD STATE*	W, 83-60
F. 28	EASTERN KENTUCKY*	W, 89-71
M. 5	⁴ vs. Southeast Missouri	W, 71-70
M. 6	⁴ vs. Tennessee State	L, 66-88

* - Ohio Valley Game
 1 - UTA/Marriott Classic, Arlington, Texas
 2 - Garden Plaza Classic, Murfreesboro, Tenn.
 3 - Played in Alumni Gym
 4 - Ohio Valley Championships, Nashville, Tenn.

1994-95 OHIO VALLEY CO-CHAMPIONS

RECORD: 19-9/12-4 OHIO VALLEY
 HEAD COACH: LEWIS BIVENS

N. 27	¹ GEORGIA (18/21)	L, 71-95
D. 3	at Jackson State	L, 78-85
D. 9	BELMONT	W, 82-72
D. 10	JACKSON STATE	W, 75-73
D. 20	at Alabama (5/7)	L, 70-99
D. 29	² vs. Mississippi (16/18)	L, 56-103
D. 30	² vs. Fairleigh Dickinson	W, 108-71
D. 31	² vs. Appalachian State	W, 73-65
J. 5	³ UT-MARTIN*	W, 105-96
J. 7	³ CHATTANOOGA	W, 84-51
J. 12	at Austin Peay*	W, 81-71
J. 14	MURRAY STATE*	W, 105-60
J. 16	SOUTHEAST MISSOURI*	W, 73-64
J. 18	at Tennessee State*	L, 56-68
J. 21	EASTERN KENTUCKY*	W, 91-61
J. 23	MOREHEAD STATE*	W, 84-70
J. 28	TENNESSEE TECH*	L, 48-69
J. 30	at UT-Martin*	W, 95-89
F. 6	at Chattanooga	W, 94-74
F. 9	at Tennessee Tech*	W, 66-63
F. 11	at Southeast Missouri*	W, 78-67
F. 13	at Murray State*	W, 77-74
F. 18	TENNESSEE STATE*	L, 70-76
F. 20	AUSTIN PEAY*	W, 87-64
F. 25	at Morehead State*	W, 95-68
F. 26	at Eastern Kentucky*	L, 72-83
M. 4	⁴ vs. Austin Peay	W, 73-56
M. 5	⁴ vs. Tennessee State	L, 71-83

* - Ohio Valley Game
 1 - Sports Belle Classic, Murfreesboro, Tenn
 2 - Sun Bank/UCF Holiday Classic, Orlando, Fla.
 3 - Game played in Alumni Gym
 4 - Ohio Valley Tournament, Nashville, Tenn.

1995-96 OHIO VALLEY CO-CHAMPIONS

RECORD: 24-6/13-3 OHIO VALLEY
 HEAD COACH: LEWIS BIVENS

N. 24	¹ MISSISSIPPI (20/23)	W, 88-86
N. 26	SOUTHERN ILLINOIS	W, 66-48
D. 2	² vs. Houston	W, 76-69
D. 3	² vs. Radford	W, 84-73
D. 8	³ BELMONT	W, 63-44
D. 9	³ ALABAMA (20/19)	L, 53-68
D. 15	⁴ vs. Georgia Southern	W, 101-90
D. 16	⁴ at Georgia State	W, 80-64
D. 31	at ETSU	W, 79-68
J. 2	CHATTANOOGA	W, 87-60

J. 6	AUSTIN PEAY*	W, 72-56
J. 11	at Tennessee Tech*	W, 88-57
J. 13	SOUTHEAST MISSOURI*	W, 78-64
J. 16	TENNESSEE STATE*	W, 70-52
J. 20	at Morehead State*	W, 108-74
J. 21	at Eastern Kentucky*	W, 74-55
J. 27	UT-MARTIN*	W, 96-78
J. 29	MURRAY STATE*	W, 68-51
F. 3	at Austin Peay*	L, 67-81
F. 10	at Tennessee State*	W, 73-60
F. 12	at Southeast Missouri*	L, 81-82
F. 15	TENNESSEE TECH*	W, 75-64
F. 17	EASTERN KENTUCKY*	W, 80-67
F. 19	MOREHEAD STATE*	W, 108-75
F. 24	at Murray State*	L, 67-74
F. 26	at UT-Martin*	W, 76-70
M. 2	⁵ vs. Morehead State	W, 99-73
M. 3	⁵ vs. Murray State	W, 70-63
M. 4	⁵ vs. Austin Peay	L, 60-69
M. 16	⁶ at Kansas (20/22)	L, 57-72

* - Ohio Valley Game
 1 - Sports Belle Classic, Murfreesboro, Tenn
 2 - Pepperdine Tournament, Malibu, Calif.
 3 - Garden Plaza Classic, Murfreesboro, Tenn.
 4 - Georgia State Tournament, Atlanta, Ga.
 5 - Ohio Valley Championships, Nashville, Tenn.
 6 - NCAA East Regional, Lawrence, Kan.

1996-97

RECORD: 10-20/7-11 OHIO VALLEY
 HEAD COACH: LEWIS BIVENS

N. 22	at Mississippi	L, 60-94
N. 25	MEMPHIS	L, 65-77
D. 1	GEORGIA (2/2)	L, 70-89
D. 7	at Chattanooga	W, 56-51
D. 15	at Southern Illinois	L, 72-91
D. 17	MURRAY STATE*	W, 84-68
D. 20	1 vs. Missouri	L, 55-61
D. 21	1 vs. West Virginia	L, 60-77
D. 23	1 at Hawai'i	L, 63-82
J. 2	ETSU	W, 92-81
J. 4	at Eastern Kentucky*	L, 73-91
J. 6	at Morehead State*	W, 84-58
J. 8	TENNESSEE STATE*	W, 64-61
J. 11	TENNESSEE TECH*	L, 61-71
J. 15	at Furman	L, 86-95 (3OT)
J. 18	SOUTHEAST MISSOURI*	L, 73-74 (OT)
J. 19	EASTERN ILLINOIS*	L, 59-69
J. 23	at Austin Peay*	L, 66-70 (OT)
J. 25	at Murray State*	L, 61-72
J. 27	at UT-Martin*	W, 76-36
F. 1	MOREHEAD STATE*	L, 78-81
F. 2	EASTERN KENTUCKY*	L, 61-70
F. 5	AUSTIN PEAY*	L, 62-66
F. 8	at Tennessee Tech*	W, 71-65
F. 13	at Tennessee State*	L, 79-82
F. 15	at Eastern Illinois*	L, 75-85
F. 17	at Southeast Missouri*	W, 78-63
F. 22	UT-MARTIN*	W, 68-50
F. 25	2 vs. Austin Peay	W, 60-59
F. 28	2 vs. Tennessee Tech	L, 56-59

* - Ohio Valley Game
 1 - Paradise Classic, Honolulu, Hawai'i
 2 - Ohio Valley Tournament, Nashville, Tenn.

1997-98 OHIO VALLEY CHAMPIONS OHIO VALLEY TOURNAMENT CHAMPIONS

RECORD: 18-12/11-7 OHIO VALLEY
 HEAD COACH: STEPHANY SMITH

N. 15	MISSISSIPPI	L, 60-61
N. 20	¹ vs. Belmont	W, 65-60
N. 22	at Cincinnati	L, 61-81
N. 29	MONTEVALLO	W, 87-67
D. 5	² vs. Xavier	L, 62-78
D. 6	² at UNLV	W, 85-82 (OT)

D. 14	at Memphis	L, 75-102
D. 29	UAB	W, 65-41
J. 3	MURRAY STATE*	W, 67-56
J. 5	UT-MARTIN*	L, 32-57
J. 7	at Tennessee Tech*	W, 59-56
J. 10	at Southeast Missouri*	W, 89-71
J. 12	at Eastern Illinois*	L, 53-66
J. 14	TENNESSEE TECH*	L, 55-74
J. 17	TENNESSEE STATE*	W, 76-74
J. 19	AUSTIN PEAY*	W, 66-43
J. 24	at Morehead State*	W, 99-77
J. 26	at Eastern Kentucky*	L, 79-80 (OT)
J. 31	at UT-Martin*	L, 71-83
F. 2	at Murray State*	W, 62-49
F. 7	SOUTHEAST MISSOURI*	W, 95-67
F. 9	EASTERN ILLINOIS*	W, 79-75
F. 14	at Tennessee State*	W, 80-78
F. 16	at Austin Peay*	L, 65-80
F. 19	EASTERN KENTUCKY*	L, 61-63
F. 21	MOREHEAD STATE*	W, 91-54
F. 24	³ vs. Eastern Illinois	W, 73-60
F. 28	³ vs. Eastern Kentucky	W, 72-62
M. 1	³ vs. UT-Martin	W, 59-58
M. 14	⁴ at Duke (8/9)	L, 67-92

* - Ohio Valley Game
 1 - Played in Nashville Arena
 2 - Las Vegas Club Shootout, Las Vegas, Nev.
 3 - Ohio Valley Championships, Nashville, Tenn.
 4 - NCAA West Regional, Durham, N.C.

1998-99

RECORD: 18-10/14-4 OHIO VALLEY
 HEAD COACH: STEPHANY SMITH

N. 14	ERSKINE	W, 88-46
N. 19	at UAB	W, 73-63
N. 22	FURMAN	W, 81-75
N. 29	at Western Kentucky	L, 62-83
D. 5	TENNESSEE TECH*	W, 74-63
D. 12	at UNC Asheville	W, 77-63
D. 16	AUBURN	L, 53-73
D. 28	¹ vs. Maine	L, 78-92
D. 29	¹ vs. Furman	L, 66-83
J. 2	at UT-Martin*	L, 70-90
J. 4	at Murray State*	W, 72-68
J. 7	SOUTHEAST MISSOURI*	W, 82-75
J. 9	EASTERN ILLINOIS*	W, 99-63
J. 12	at Tennessee Tech*	L, 63-85
J. 14	at Tennessee State*	W, 89-50
J. 16	at Austin Peay*	W, 70-59
J. 21	MOREHEAD STATE*	W, 99-72
J. 23	EASTERN KENTUCKY*	W, 94-68
J. 28	UT-MARTIN*	W, 88-71
J. 30	MURRAY STATE*	W, 58-48
F. 4	at Southeast Missouri*	L, 73-76
F. 6	at Eastern Illinois*	L, 77-81
F. 11	TENNESSEE STATE*	W, 81-79
F. 13	AUSTIN PEAY*	W, 69-43
F. 18	at Morehead State*	W, 91-66
F. 20	at Eastern Kentucky*	W, 81-71
F. 23	² TENNESSEE STATE	L, 79-82
M. 11	³ at Memphis	L, 61-71

* - Ohio Valley Game
 1 - Doubletree Classic, New Orleans, La.
 2 - Ohio Valley Championships, Murfreesboro, Tenn.
 3 - WNIT, First Round, Memphis, Tenn.

1999-2000

RECORD: 18-11/11-5 OHIO VALLEY
 HEAD COACH: STEPHANY SMITH

N. 19	UAB	L, 67-70 (OT)
N. 23	at Auburn (11/12)	L, 51-93
N. 27	MONTEVALLO	W, 85-50
D. 2	EASTERN ILLINOIS	W, 63-48
D. 4	SOUTHEAST MISSOURI	W, 85-81
D. 10	¹ vs. Indiana	L, 68-81
D. 12	¹ vs. Texas Southern	W, 76-55



YEAR-BY-YEAR RESULTS

D. 16	at Mississippi	L, 44-76
D. 21	UNC ASHEVILLE	W, 74-61
D. 29	at Cincinnati	L, 54-63
J. 6	at Eastern Kentucky*	L, 70-90
J. 8	at Morehead State*	W, 96-59
J. 15	at Tennessee Tech*	L, 60-77
J. 18	at Eastern Illinois*	W, 73-64
J. 20	AUSTIN PEAY*	L, 68-74
J. 22	TENNESSEE STATE*	W, 84-66
J. 27	at Murray State*	L, 57-76
J. 29	at UT-Martin*	L, 70-73
F. 3	EASTERN KENTUCKY*	W, 82-74
F. 5	MOREHEAD STATE*	W, 80-74
F. 8	at Southeast Missouri*	W, 67-58
F. 12	TENNESSEE TECH*	W, 90-82
F. 17	at Austin Peay*	W, 84-63
F. 19	at Tennessee State*	W, 62-38
F. 22	at Belmont	W, 74-67
F. 24	MURRAY STATE*	W, 76-63
F. 26	UT-Martin*	W, 78-77
F. 29	² SOUTHEAST MISSOURI	W, 76-57
M. 4	³ vs. Austin Peay	L, 58-67

* - Ohio Valley Game

1 - Insight.com Bowl Basketball Classic, Tucson, Ariz.

2 - Ohio Valley Championships, Murfreesboro, Tenn.

3 - Ohio Valley Championships, Nashville, Tenn.

2000-01

**RECORD: 17-13/9-7 SUN BELT
HEAD COACH: STEPHANY SMITH**

N. 17	TENNESSEE STATE	W, 90-68
N. 21	BELMONT	W, 74-62
N. 28	at UAB	L, 71-76
D. 3	AUSTIN PEAY	W, 91-62
D. 6	at Mississippi	L, 53-72
D. 10	at Tennessee Tech	W, 87-74
D. 15	¹ vs. Xavier (19/17)	L, 89-92
D. 17	LIPSCOMB	W, 75-52
D. 21	² vs. UNC Greensboro	W, 69-66
D. 22	² at UCF	W, 71-69
D. 30	at Houston	L, 72-77
J. 4	at Arkansas State*	L, 63-85
J. 6	at North Texas*	L, 72-85
J. 8	UALR*	W, 93-80
J. 11	at FIU*	L, 63-74
J. 13	SOUTH ALABAMA*	L, 71-79
J. 18	at Denver*	L, 57-59
J. 20	at UALR*	W, 77-61
J. 25	LOUISIANA TECH* (8/8)	L, 57-80
J. 27	NEW ORLEANS*	W, 82-51
F. 1	at Western Kentucky*	W, 85-83
F. 3	FIU*	W, 78-63
F. 10	ARKANSAS STATE*	W, 79-67
F. 15	at Louisiana Tech* (8/8)	L, 64-83
F. 17	LOUISIANA*	W, 77-52
F. 22	at New Mexico State*	W, 77-70
F. 24	WESTERN KENTUCKY*	W, 75-70
M. 1	³ vs. Louisiana	W, 78-59
M. 3	³ vs. North Texas	L, 54-72
M. 14	⁴ at Indiana	L, 63-66

* - Sun Belt Game

1 - Played at Gaylord Entertainment Center, Nashville, Tenn.

2 - UCF Classic, Orlando, Fla.

3 - Sun Belt Championships, Mobile, Ala.

4 - WNIT, First Round, Bloomington, Ind.

2001-02

**RECORD: 16-13/7-7 SUN BELT
HEAD COACH: STEPHANY SMITH**

N. 16	at Tennessee State	W, 77-57
N. 20	at Georgia (16/14)	L, 72-77 (OT)
N. 24	CINCINNATI	L, 63-65
N. 27	at Austin Peay	W, 78-69
D. 1	MISSISSIPPI	W, 74-64
D. 5	UT-MARTIN	W, 73-55
D. 9	TENNESSEE TECH	L, 64-68 (OT)

D. 14	at Lipscomb	W, 75-63
D. 17	KANSAS STATE	L, 53-54 (OT)
D. 20	HOUSTON	L, 63-75
D. 23	at Xavier	W, 68-60
D. 29	NEW ORLEANS*	W, 77-54
J. 2	at Memphis	W, 82-80 (OT)
J. 5	FIU*	L, 72-82
J. 10	at New Mexico State*	L, 67-88
J. 12	at Louisiana*	W, 75-63
J. 17	WESTERN KENTUCKY*	L, 66-71
J. 19	NORTH TEXAS*	L, 72-74
J. 24	at Arkansas State*	W, 80-68
J. 26	at UALR*	W, 79-60
J. 29	MORRIS BROWN	W, 90-39
F. 2	at FIU*	L, 55-71
F. 7	ARKANSAS STATE*	W, 79-64
F. 9	UALR*	W, 81-63
F. 14	SOUTH ALABAMA*	W, 71-66
F. 16	at Denver*	L, 66-75
F. 22	at Western Kentucky*	L, 62-66
M. 1	¹ vs. Louisiana	W, 90-59
M. 3	¹ vs. Denver	L, 63-78

* - Sun Belt Game

1 - Sun Belt Championships, New Orleans, La.

2002-03

**RECORD: 18-12/9-5 SUN BELT
HEAD COACH: STEPHANY SMITH**

N. 25	at Tennessee Tech	W, 71-59
N. 30	at Cincinnati	L, 59-79
D. 2	ETSU	W, 95-70
D. 6	¹ at Kansas State (7/7)	L, 61-79
D. 7	¹ vs. Milwaukee	L, 60-62
D. 14	at South Carolina State	W, 70-57
D. 16	at South Carolina (18/19)	L, 50-65
D. 19	MEMPHIS	W, 89-83
D. 22	LIPSCOMB	W, 61-56
D. 28	TENNESSEE STATE	W, 83-62
D. 30	GEORGIA	L, 43-79
J. 4	WESTERN KENTUCKY*	W, 74-62
J. 6	AUSTIN PEAY	L, 68-78
J. 9	ARKANSAS STATE*	W, 80-63
J. 11	UALR*	W, 68-29
J. 16	at South Alabama*	L, 58-72
J. 18	at New Orleans*	L, 59-65
J. 23	NEW MEXICO STATE*	L, 63-73
J. 25	LOUISIANA*	W, 61-41
J. 28	at Southern Illinois	W, 87-63
F. 1	at FIU*	L, 63-65
F. 6	at North Texas*	W, 70-56
F. 8	DENVER*	W, 67-65
F. 13	at Arkansas State*	W, 71-63
F. 15	at UALR*	W, 69-52
F. 22	FIU*	W, 61-57
M. 1	at Western Kentucky*	L, 73-84
M. 9	² vs. New Orleans	W, 69-55
M. 10	² vs. Arkansas State	W, 65-52
M. 11	² at Western Kentucky	L, 83-86

* - Sun Belt Game

1 - Wildcat Classic, Manhattan, Kan.

2 - Sun Belt Championships, Bowling Green, Ky.

2003-04

**SUN BELT CHAMPIONS
SUN BELT TOURNAMENT CHAMPIONS
RECORD: 24-8/10-4 SUN BELT
HEAD COACH: STEPHANY SMITH**

N. 21	TENNESSEE TECH	W, 65-52
N. 24	SOUTHERN ILLINOIS	W, 76-62
N. 28	¹ vs. Manhattan%	L, 65-70
N. 29	¹ vs. Norfolk State%	W, 80-58
D. 3	at Xavier	W, 67-65
D. 13	at Georgia (10/9)	L, 50-65
D. 15	at Tennessee State	W, 82-63
D. 17	CHICAGO STATE	W, 78-55

D. 20	at Austin Peay	W, 61-46
D. 22	SOUTH CAROLINA STATE	W, 76-54
D. 30	at Lipscomb	W, 68-47
J. 5	HOUSTON	L, 63-67
J. 8	ALABAMA	W, 65-61 (OT)
J. 15	at Arkansas State*	L, 62-69
J. 17	at UALR*	L, 54-68
J. 22	SOUTH ALABAMA*	W, 56-55
J. 24	NEW ORLEANS*	W, 67-47
J. 29	at New Mexico State*	W, 52-51
J. 31	at Louisiana*	W, 72-57
F. 5	WESTERN KENTUCKY*	L, 68-70 (2OT)
F. 7	FIU*	W, 73-47
F. 12	NORTH TEXAS*	W, 64-55
F. 15	at Denver*	W, 68-56
F. 19	ARKANSAS STATE*	W, 70-47
F. 21	UALR*	W, 71-54
F. 26	at Western Kentucky*	L, 71-79
M. 1	at FIU*	W, 63-48
M. 7	² vs. North Texas	W, 81-66
M. 8	² vs. Denver	W, 64-61
M. 9	² at Western Kentucky	W, 79-57
M. 21	³ vs. North Carolina (12/11)	W, 67-62
M. 23	³ at Notre Dame	L, 46-59

* - Sun Belt Game

1 - FAU Classic, Boca Raton, Fla.

2 - Sun Belt Championships, Bowling Green, Ky.

3 - NCAA East Regional, South Bend, Ind.

2004-05

**SUN BELT CHAMPIONS
SUN BELT TOURNAMENT CHAMPIONS
RECORD: 24-9/11-3 SUN BELT
HEAD COACH: STEPHANY SMITH**

N. 12	¹ USF	L, 62-70
N. 19	FLORIDA ATLANTIC	W, 85-63
N. 22	at Alabama	L, 66-80
N. 27	² vs. Wisconsin	W, 77-74
N. 28	² at Houston	L, 56-80
D. 2	at Georgia State	W, 64-49
D. 4	at Georgia Southern	W, 66-54
D. 9	at Tennessee Tech	L, 50-52
D. 18	SOUTH CAROLINA	W, 69-56
D. 21	AUSTIN PEAY	W, 57-55
D. 29	CINCINNATI	W, 64-47
J. 3	SOUTH DAKOTA STATE	L, 56-58
J. 6	XAVIER	W, 64-58
J. 13	UALR*	W, 71-49
J. 15	ARKANSAS STATE*	W, 65-55
J. 20	at New Orleans*	W, 59-51
J. 22	at South Alabama*	W, 63-46
J. 27	LOUISIANA*	W, 53-45
J. 29	NEW MEXICO STATE*	W, 65-41
F. 3	at Western Kentucky*	L, 67-71 (OT)
F. 7	at FIU*	L, 55-66
F. 10	DENVER*	W, 71-45
F. 12	at North Texas*	W, 64-49
F. 17	at UALR*	W, 62-54
F. 19	at Arkansas State*	L, 69-72
F. 24	WESTERN KENTUCKY*	W, 79-55
F. 26	FIU*	W, 67-58
M. 4	³ vs. New Orleans	W, 73-30
M. 6	³ at North Texas	W, 59-58 (OT)
M. 7	³ vs. Western Kentucky	W, 65-61
M. 8	³ vs. Louisiana	W, 67-52
M. 19	⁴ vs. North Carolina State* (21/22)	W, 60-58
M. 21	⁴ vs. Texas Tech* (14/14)	L, 69-80

* - Sun Belt Game

1 - Preseason WNIT

2 - Houston Classic, Houston, Texas

3 - Sun Belt Championships, Denton, Texas

4 - NCAA Philadelphia Regional, Dallas, Texas



YEAR-BY-YEAR RESULTS

2005-06 SUN BELT CHAMPIONS SUN BELT TOURNAMENT CHAMPIONS RECORD: 20-11/10-4 SUN BELT HEAD COACH: RICK INSELL

N. 18	at Chattanooga	L, 66-76
N. 22	HOUSTON	W, 62-35
N. 25	GEORGIA SOUTHERN	W, 80-58
N. 26	EASTERN KENTUCKY	W, 77-66
N. 30	GEORGIA (17/17)	L, 72-90
D. 2	at South Dakota State	W, 79-72
D. 4	at North Dakota State	L, 58-65
D. 8	GEORGIA STATE	W, 69-51
D. 18	¹ vs. Penn State	W, 79-65
D. 19	¹ at UAB	L, 69-71
D. 21	TENNESSEE TECH	W, 74-46
D. 28	at Austin Peay	L, 69-71
J. 2	at Virginia	L, 63-79
J. 8	WESTERN KENTUCKY*	W, 68-63
J. 12	at Arkansas State*	W, 66-65
J. 14	at UALR*	L, 53-58
J. 19	at South Alabama*	W, 59-58
J. 21	TROY*	W, 91-60
J. 26	LOUISIANA*	W, 69-68
J. 28	at New Orleans*	W, 90-41
F. 2	FIU*	W, 70-65
F. 8	at North Texas*	L, 64-69
F. 11	DENVER*	W, 77-56
F. 16	ARKANSAS STATE*	W, 95-59
F. 18	UALR*	W, 65-58
F. 25	at Western Kentucky*	L, 63-70
F. 27	at FIU*	L, 57-73
M. 4	² LOUISIANA	W, 84-58
M. 6	² ARKANSAS STATE	W, 90-64
M. 7	² WESTERN KENTUCKY	W, 84-73
M. 18	³ vs. Utah (18/19)	L, 71-76

* - Sun Belt Game
 1 - UAB Tourney, Birmingham, Ala.
 2 - Sun Belt Championships, Murfreesboro, Tenn.
 3 - NCAA Albuquerque Regional, Tucson, Ariz.

2006-07 SUN BELT CHAMPIONS SUN BELT TOURNAMENT CHAMPIONS RECORD: 30-4/18-0 SUN BELT HEAD COACH: RICK INSELL

N. 10	MARYLAND (1/1)	L, 76-80
N. 13	SOUTH DAKOTA STATE	L, 61-72
N. 18	¹ vs. Maine	W, 87-60
N. 19	¹ at Minnesota	W, 79-61
N. 24	CHATTANOOGA	W, 98-69
N. 26	at Tennessee (4/4)	L, 64-88
N. 29	at Tennessee Tech	W, 68-50
D. 4	AUSTIN PEAY	W, 80-49
D. 7	at Georgia (8/8)	W, 70-62
D. 14	at South Alabama*	W, 93-58
D. 17	ULM*	W, 103-59
D. 19	OLD DOMINION	W, 86-71
D. 27	WESTERN KENTUCKY*	W, 76-62
J. 2	NR/25 NORTH DAKOTA STATE	W, 93-63
J. 6	NR/25 TROY*	W, 90-55
J. 9	21/21 at FIU*	W, 86-52
J. 11	21/21 at Florida Atlantic*	W, 78-48
J. 13	21/21 at New Orleans*	W, 78-50
J. 18	20/20 ARKANSAS STATE*	W, 82-54
J. 20	20/20 at UALR*	W, 75-62
J. 24	19/19 at North Texas*	W, 70-56
J. 28	19/19 LOUISIANA*	W, 84-57
J. 31	20/19 DENVER*	W, 82-58
F. 3	20/19 SOUTH ALABAMA*	W, 86-58
F. 7	19/18 at ULM*	W, 83-70
F. 11	19/18 at Western Kentucky*	W, 78-63
F. 15	17/18 FIU*	W, 66-59
F. 22	17/17 at Troy*	W, 68-60
F. 24	17/17 FLORIDA ATLANTIC*	W, 76-63

M. 3	17/17 ² vs. South Alabama	W, 79-52
M. 5	16/17 ² vs. Denver	W, 76-50
M. 6	16/17 ² at Louisiana	W, 77-67
M. 17	17/16 ³ vs. Gonzaga	W, 85-46
M. 19	17/16 ³ vs. Marist	L, 59-73

* - Sun Belt Game
 1 - Subway Classic, Minneapolis, Minn.
 2 - Sun Belt Championships, Lafayette, La.
 3 - NCAA Dayton Regional, Stanford, Calif.

2007-08 RECORD: 22-12/14-4 SUN BELT HEAD COACH: RICK INSELL

N. 10	at Old Dominion	L, 76-68
N. 14	TENNESSEE TECH	W, 89-62
N. 19	at Houston	W, 69-68
N. 25	at Arizona	W, 70-60
N. 28	at Chattanooga	L, 57-54
D. 2	WESTERN CAROLINA	L, 77-71
D. 5	at Maryland (3/6)	L, 74-69
D. 13	at Tennessee (1/1)	L, 84-61
D. 15	at Austin Peay	W, 95-60
D. 19	FIU*	W, 77-64
D. 22	at South Alabama*	W, 80-46
D. 28	LSU (8/8)	W, 67-56
D. 30	at Louisville	L, 76-64
J. 3	at Western Kentucky*	L, 85-81
J. 6	DENVER*	W, 93-55
J. 10	FLORIDA ATLANTIC*	W, 79-63
J. 14	at Arkansas State*	L, 70-68
J. 17	at Troy*	W, 87-53
J. 20	NEW ORLEANS*	W, 80-61
J. 24	at ULM*	W, 64-61
J. 26	NORTH TEXAS*	W, 89-50
J. 30	at Louisiana*	W, 85-66
F. 6	UALR*	L, 66-53
F. 9	at FIU*	L, 74-62
F. 14	SOUTH ALABAMA*	W, 66-46
F. 17	WESTERN KENTUCKY*	W, 68-60
F. 21	at Denver*	W, 81-77
F. 23	at Florida Atlantic*	W, 89-84 (OT)
M. 1	TROY*	W, 61-50
M. 8	¹ vs. Troy	W, 74-51
M. 10	¹ vs. UALR	W, 57-45
M. 11	¹ vs. Western Kentucky	L, 65-49
M. 19	² WESTERN CAROLINA	W, 104-69
M. 21	³ at Kentucky	L, 68-66 (OT)

* - Sun Belt Game
 1 - Sun Belt Championships, Mobile, Ala.
 2 - WNIT, First Round, Murfreesboro, Tenn.
 3 - WNIT, Second Round, Lexington, Ky.

2008-09 SUN BELT CHAMPIONS SUN BELT TOURNAMENT CHAMPIONS RECORD: 28-6/17-1 SUN BELT HEAD COACH: RICK INSELL

N. 15	¹ LAFAYETTE	W, 85-47
N. 19	¹ at Oklahoma (2/4)	L, 65-85
N. 22	¹ INDIANA	W, 65-59
N. 25	CHATTANOOGA	W, 73-65
N. 28	ARIZONA	W, 77-57
N. 30	at LSU	W, 79-75
D. 4	RV/RV LOUISVILLE (13/15)	L, 44-67
D. 7	RV/RV at Western Carolina	L, 59-68
D. 11	at Tennessee (7/10)	L, 52-81
D. 14	ALABAMA	W, 77-67
D. 16	AUSTIN PEAY	W, 62-53
D. 20	TROY*	W, 82-46
D. 28	at Tennessee Tech	W, 101-66
D. 31	at North Texas*	W, 72-52
J. 4	at South Alabama*	W, 80-57
J. 7	RV/RV FLORIDA ATLANTIC*	W, 90-64
J. 11	RV/RV FIU*	W, 68-35
J. 14	RV/RV at Western Kentucky*	W, 68-56
J. 17	RV/RV at UALR* (nr/RV)	W, 67-62 (OT)

J. 21	RV/RV ARKANSAS STATE*	W, 91-51
J. 24	RV/RV at New Orleans*	W, 87-53
J. 28	RV/RV LOUISIANA*	W, 85-57
J. 31	RV/RV ULM*	W, 91-75
F. 4	RV/RV at Denver*	W, 77-49
F. 11	RV/RV at Troy*	W, 75-60
F. 15	RV/RV NORTH TEXAS*	W, 113-58
F. 18	RV/25 SOUTH ALABAMA*	W, 90-64
F. 21	RV/25 at Florida Atlantic*	L, 73-70
F. 25	RV/RV at FIU*	W, 74-54
M. 1	RV/RV WESTERN KENTUCKY*	W, 87-61
M. 7	RV/RV ² vs. New Orleans	W, 82-47
M. 9	RV/RV ² vs. South Alabama	W, 77-71
M. 10	RV/RV ² vs. UALR	W, 74-54
M. 22	RV/RV ³ at Michigan State	L, 59-60

* - Sun Belt Game
 1 - Preseason WNIT
 2 - Sun Belt Championships, Hot Springs, Ark
 3 - NCAA Berkeley Regional, East Lansing, Mich.

2009-10 SUN BELT CHAMPIONS SUN BELT TOURNAMENT CHAMPIONS RECORD: 25-6/17-1 SUN BELT HEAD COACH: RICK INSELL

N. 15	24/RV UCF	W, 78-53
N. 18	24/RV at LSU (7/15)	L, 40-61
N. 21	24/RV at Austin Peay	W, 84-73
N. 25	TENNESSEE (6/5)	L, 52-69
N. 28	TENNESSEE TECH	W, 76-39
D. 3	at Xavier (9/10)	L, 63-80
D. 9	at Louisville (RV/RV)	W, 94-84
D. 13	at South Dakota State	L, 61-87
D. 20	WESTERN KENTUCKY*	W, 68-54
D. 28	KENTUCKY (RV/RV)	W, 57-51
D. 30	at New Orleans*	W, 102-57
J. 3	LOUISIANA*	W, 83-54
J. 6	at Arkansas State*	W, 75-65
J. 9	at UALR*	L, 43-63
J. 13	FIU*	W, 90-58
J. 16	FLORIDA ATLANTIC*	W, 92-76
J. 20	at ULM*	W, 74-55
J. 24	at Western Kentucky*	W, 88-63
J. 27	NEW ORLEANS*	W, 78-60
J. 30	NORTH TEXAS*	W, 119-51
F. 3	TROY*	W, 84-51
F. 6	at South Alabama*	W, 100-52
F. 10	DENVER*	W, 94-78
F. 17	at Troy*	W, 106-82
F. 21	SOUTH ALABAMA*	W, 100-78
F. 24	at FIU*	W, 101-58
F. 27	at Florida Atlantic*	W, 88-71
M. 7	¹ vs. North Texas#	W, 106-66
M. 8	¹ vs. Western Kentucky	W, 76-63
M. 9	RV/25 ¹ vs. UALR (RV/RV)	W, 70-68 (OT)
M. 21	RV/24 ² vs. Mississippi State	L, 64-68

* - Sun Belt Game
 1 - Sun Belt Championships, Hot Springs, Ark.
 2 - NCAA Dayton Regional, Pittsburgh, Pa.

2010-11 SUN BELT CHAMPIONS RECORD: 23-8/14-2 SUN BELT HEAD COACH: RICK INSELL

N. 14	USF	W, 71-59
N. 16	at Austin Peay	W, 74-60
N. 21	nr/RV at Arkansas	L, 50-77
N. 26	ETSU	W, 87-71
N. 28	SOUTH DAKOTA STATE	W, 70-51
D. 1	nr/RV at Tennessee Tech	W, 71-58
D. 3	nr/RV at Georgia Tech	L, 48-68
D. 7	nr/RV at UCF	W, 77-73
D. 9	XAVIER (4/5)	L, 52-65
D. 12	JAMES MADISON	W, 81-75
D. 20	¹ vs. St. Bonaventure	W, 58-53
D. 21	¹ vs. Kansas State (RV/nr)	W, 63-49



YEAR-BY-YEAR RESULTS

D. 29	nr/RV	at Kentucky (11/11)	L, 72-81
J. 2	nr/RV	at South Alabama*	W, 67-59
J. 5		NORTH TEXAS*	W, 83-63
J. 8		at Louisiana*	W, 84-62
J. 12		FLORIDA ATLANTIC*	W, 83-52
J. 16		at Arkansas State*	W, 57-52
J. 19		TROY*	W, 103-52
J. 23		DENVER*	W, 71-68
J. 26	nr/RV	at Florida Atlantic*	W, 85-53
J. 29	nr/RV	at FIU*	L, 59-62
F. 2	NR/RV	ULM*	W, 87-58
F. 5	NR/RV	SOUTH ALABAMA*	W, 71-48
F. 9	nr/RV	at Western Kentucky*	W, 72-66
F. 12	NR/RV	FIU*	W, 66-52
F. 17	nr/RV	at Troy*	W, 80-61
F. 20	nr/RV	at UALR* (nr/RV)	L, 61-69
F. 27	NR/RV	WESTERN KENTUCKY*	W, 64-56
M. 6	nr/RV	² vs. Arkansas State	L, 62-77
M. 20	nr/RV	³ vs. Georgia (RV/nr)	L, 41-56

* - Sun Belt Game
 1 - UTSA Holiday Classic, San Antonio, Texas
 2 - Sun Belt Championships, Hot Springs, Ark.
 3 - NCAA Dallas Regional, Auburn, Ala.

2011-12 SUN BELT CHAMPIONS

RECORD: 26-7/16-0 SUN BELT
HEAD COACH: RICK INSELL

N. 11	nr/RV	¹ vs. UNC Wilmington	W, 79-60
N. 13	nr/RV	¹ at Penn State (12/14)	L, 49-65
N. 17	NR/RV	SOUTH DAKOTA STATE	W, 59-49
N. 20	nr/RV	at James Madison	L, 46-60
N. 23	NR/RV	TENNESSEE TECH	W, 74-55
N. 26	nr/RV	at ETSU	W, 78-63
N. 29	nr/RV	at Tennessee (8/8)	L, 43-82
D. 3	NR/RV	ARKANSAS	L, 53-59
D. 6		AUSTIN PEAY	W, 69-63
D. 9		at Xavier	W, 65-49
D. 11		GEORGIA TECH	L, 47-58
D. 18		TENNESSEE STATE	W, 94-53
D. 21		FIU*	W, 58-53
D. 28		KENTUCKY (6/6)	W, 70-58
D. 31		SOUTH ALABAMA*	W, 60-39
J. 5		at Troy*	W, 72-66 ^(OT)
J. 7		LOUISIANA*	W, 104-53
J. 12	nr/RV	at FIU*	W, 74-60
J. 14	nr/RV	at Florida Atlantic*	W, 55-37
J. 18	NR/RV	ARKANSAS STATE*	W, 71-62
J. 21	nr/RV	at South Alabama*	W, 60-53
J. 25	NR/RV	TROY*	W, 82-52
F. 2	nr/RV	at North Texas*	W, 70-68
F. 4	nr/RV	at Denver*	W, 75-63
F. 8	NR/RV	WESTERN KENTUCKY*	W, 67-64
F. 12	NR/RV	UALR*	W, 59-51
F. 18	RV/RV	FLORIDA ATLANTIC*	W, 65-41
F. 23	RV/RV	at ULM*	W, 67-53
F. 26	RV/RV	at Western Kentucky*	W, 77-62
M. 4	RV/RV	² vs. Western Kentucky	W, 65-57
M. 5	RV/RV	² vs. FIU	W, 63-53
M. 6	RV/RV	² vs. UALR	L, 70-71 ^(OT)
M. 18	RV/RV	³ vs. Vanderbilt (RV/RV)	L, 46-60

* - Sun Belt Game
 1 - Lady Lion Classic, University Park, Pa.
 2 - Sun Belt Championships, Hot Springs, Ark.
 3 - NCAA Tournament First & Second Round, Nashville, Tenn.

2012-13 SUN BELT CHAMPIONS SUN BELT TOURNAMENT CHAMPIONS

RECORD: 25-8/17-3 SUN BELT
HEAD COACH: RICK INSELL

N. 9	RV/RV	¹ KENNESAW STATE	W, 87-45
N. 11	RV/RV	¹ MEMPHIS	W, 82-68
N. 14	RV/RV	¹ at Iowa (nr/RV)	L, 63-69 ^(OT)
N. 20	RV/RV	at Tennessee Tech	W, 65-59 ^(OT)
N. 24	RV/RV	at Louisiana*	W, 72-45

N. 28	RV/RV	at Tennessee (16/14)	L, 81-88 ^(OT)
D. 1	RV/RV	at South Dakota State	L, 56-63
D. 4	NR/RV	AUSTIN PEAY	W, 70-56
D. 6	NR/RV	XAVIER	W, 63-48
D. 9	nr/RV	at Kentucky (7/6)	L, 46-68
D. 20	NR/RV	FIU*	L, 51-58
D. 27		NORTH TEXAS*	W, 66-64
J. 2		at Arkansas State*	W, 72-70
J. 5		at South Alabama*	W, 60-39
J. 9		FLORIDA ATLANTIC*	W, 73-59
J. 12		at ULM*	W, 66-48
J. 16		UALR*	W, 65-56
J. 19		LOUISIANA*	W, 72-36
J. 24	nr/RV	at North Texas*	W, 60-47
J. 27	NR/RV	WKU*	W, 79-57
J. 31	nr/RV	at FIU*	W, 61-51
F. 2	nr/RV	at Florida Atlantic*	W, 70-67
F. 6	RV/RV	ARKANSAS STATE*	W, 93-49
F. 10	RV/RV	TROY*	L, 70-74 ^(OT)
F. 16		at UALR*	L, 43-51
F. 20		SOUTH ALABAMA*	W, 69-48
F. 23		ULM*	W, 74-53
F. 28		at Troy*	W, 85-63
M. 2		at WKU*	W, 71-54
M. 9		² vs. ULM	W, 59-56
M. 10		² vs. FIU	W, 68-59
M. 11		² vs. UALR	W, 53-48
M. 24	nr/RV	³ vs. Louisville (16/17)	L, 49-74

* - Sun Belt Game
 1 - Preseason WNIT
 2 - Sun Belt Championships, Hot Springs, Ark.
 3 - NCAA Tournament First & Second Round, Louisville, Ky.

2013-14 CONFERENCE USA CHAMPIONS CUSA TOURNAMENT CHAMPIONS

RECORD: 29-5/15-1 CONFERENCE USA
HEAD COACH: RICK INSELL

N. 8	RV/RV	TENNESSEE (4/4)	L, 57-67
N. 15	RV/RV	at Miami (Fla.)	W, 61-55
N. 19	RV/RV	at Arkansas	L, 51-66
N. 24	RV/nr	KENTUCKY (7/7)	L, 72-84
N. 29	RV/nr	¹ vs. Southeastern Louisiana	W, 88-71
N. 30	RV/nr	¹ vs. Wright State	W, 69-62
D. 1	RV/nr	¹ vs. Mississippi State	W, 62-48
D. 4	RV/nr	at Austin Peay	W, 69-43
D. 12	RV/nr	KENNESAW STATE	W, 68-32
D. 16	RV/nr	at UCF	W, 63-51
D. 18	RV/nr	at USF	W, 68-62
D. 21	RV/nr	SOUTH DAKOTA STATE	W, 59-44
D. 29	RV/RV	at Clemson	W, 76-51
J. 2	RV/RV	TENNESSEE TECH	W, 84-53
J. 8	RV/RV	NORTH TEXAS*	W, 86-42
J. 11	RV/RV	at Louisiana Tech*	W, 68-51
J. 15	RV/RV	UTEP*	W, 69-58
J. 18	RV/RV	at UAB*	W, 61-55
J. 22	RV/RV	UTSA*	W, 60-41
J. 25	RV/RV	OLD DOMINION*	W, 62-49
F. 1	25/RV	at Tulsa*	W, 67-57
F. 5	21/25	at Southern Miss*	L, 56-68
F. 8	21/25	RICE*	W, 65-54
F. 12	RV/RV	at FIU*	W, 65-58
F. 15	RV/RV	at Florida Atlantic*	W, 83-77
F. 19	RV/RV	MARSHALL*	W, 75-36
F. 22	RV/RV	CHARLOTTE*	W, 48-46
F. 26	23/25	at East Carolina*	W, 70-59
M. 1	23/25	UAB*	W, 68-58
M. 5	22/22	at Tulane*	W, 64-52
M. 13	22/20	² vs. UAB	W, 69-59
M. 14	22/20	² vs. FIU	W, 64-57
M. 15	22/20	² vs. Southern Miss	W, 84-55
M. 23	22/20	³ vs. Oregon State	L, 36-55

* - Conference USA Game
 1 - Gulf Coast Showcase, Estero, Fla.
 2 - CUSA Championship, El Paso, Texas
 3 - NCAA Tournament First & Second Round, Seattle, Wash.

2014-15			
RECORD: 24-10/14-4 CONFERENCE USA			
HEAD COACH: RICK INSELL			
N. 14	RV/RV	at Arizona State	L, 67-81
N. 17	RV/RV	MIAMI	W, 53-48
N. 20		ARKANSAS	L, 51-58
N. 23		at Ole Miss	W, 71-65
D. 3		CLEMSON	W, 69-28
D. 7		XAVIER	W, 90-68
D. 12		at Kentucky (8/8)	L, 62-78
D. 15		at S. Dakota St.	L, 61-65
D. 20		UCF	W, 79-57
D. 28		at Tennessee Tech	W, 98-76
J. 4		at UAB*	W, 76-68
J. 8		at FIU*	W, 74-60
J. 10		at Florida Atlantic*	W, 101-69
J. 15		SOUTHERN MISS*	L, 75-77 ^(OT)
J. 17		LOUISIANA TECH*	W, 82-59
J. 22		at Old Dominion*	W, 65-48
J. 24		at Charlotte*	W, 84-54
J. 29		UTSA*	W, 73-53
J. 31		UTEP*	W, 74-53
F. 5		at Southern Miss*	L, 65-70 ^(OT)
F. 7		at Louisiana Tech*	W, 68-44
F. 12		RICE*	W, 79-61
F. 14		NORTH TEXAS*	W, 85-59
F. 19		at Marshall*	W, 74-48
F. 21		at WKU*	L, 60-63
F. 28		UAB*	L, 57-62
M. 5		FIU*	W, 79-30
M. 7		FLORIDA ATLANTIC*	W, 73-60
M. 12		¹ vs. LA Tech	W, 77-58
M. 13		¹ vs. Southern Miss	L, 53-65
M. 19		² BALL STATE	W, 69-58
M. 22		³ ARKANSAS STATE	W, 70-60
M. 26		⁴ OLE MISS	W, 82-70
M. 29		⁵ TEMPLE	L, 57-69

* - Conference USA game
 1 - CUSA Championships, Birmingham
 2 - WNIT, First Round, Murfreesboro
 3 - WNIT, Second Round, Murfreesboro
 4 - WNIT, Third Round, Murfreesboro
 5 - WNIT, Quarterfinals, Murfreesboro

2015-2016 CUSA TOURNAMENT CHAMPIONS

RECORD: 24-9/15-3 CONFERENCE USA
HEAD COACH: RICK INSELL

N. 13		VIRGINIA	L, 66-70
N. 19		at Central Michigan	L, 59-81
N. 22		OLE MISS	W, 84-75
N. 27		¹ vs. Alabama%	L, 46-64
N. 28		¹ vs. Nevada%	W, 90-46
N. 30		at Austin Peay	W, 86-55
D. 6		at Xavier	W, 62-53
D. 13		KENTUCKY	L, 52-68
D. 17		MISSOURI STATE	W, 70-54
D. 20		TENNESSEE TECH	W, 69-53
D. 29		at Ohio	L, 49-72
J. 3		UAB*	W, 68-40
J. 7		at UTEP*	L, 73-84
J. 9		at UTSA*	W, 74-63
J. 14		CHARLOTTE*	W, 72-67
J. 16		OLD DOMINION*	L, 58-61
J. 21		at North Texas*	W, 76-52
J. 23		at Rice*	W, 61-60
J. 28		MARSHALL*	W, 65-54
J. 30		WKU*	W, 83-75
F. 4		at Florida Atlantic*	W, 83-73
F. 6		at FIU*	W, 85-62
F. 11		LOUISIANA TECH*	W, 68-57
F. 13		SOUTHERN MISS*	W, 74-44
F. 21		at UAB*	W, 77-72
F. 25		at WKU*	L, 51-62
F. 27		at Marshall*	W, 79-73
M. 3		FLORIDA ATLANTIC*	W, 71-65



YEAR-BY-YEAR RESULTS

M. 5	FIU*	W, 77-55
M. 10	² vs. Rice*	W, 74-54
M. 11	² vs. Marshall*	W, 69-41
M. 12	² vs. Old Dominion*	W, 70-54
M. 19	³ vs. Florida State	L, 55-72

* - Conference USA game
 1 - Nugget Classic, Reno, Nev.
 2 - CUSA Championships, Birmingham, Ala.
 3 - NCAA First Round, College Station, Texas

2016-2017

RECORD: 23-11/15-3 CONFERENCE USA
HEAD COACH: RICK INSELL

N. 11	at Virginia	L, 51-63
N. 16	LOUISVILLE	L, 72-91
N. 19	at Tennessee Tech	W, 73-62
N. 30	OHIO	L, 52-73
D. 3	TULANE	W, 62-59
D. 9	at Kentucky	L, 48-61
D. 13	ARIZONA STATE	L, 48-69
D. 17	AUSTIN PEAY	W, 82-51
D. 19	at Missouri State	W, 71-52
D. 22	GEORGIA TECH	L, 60-61
D. 28	CENTRAL MICHIGAN	W, 79-69
J. 1	at UAB*	W, 64-61
J. 5	RICE*	W, 71-61
J. 7	NORTH TEXAS*	W, 60-52
J. 12	at Marshall*	W, 72-63
J. 15	at WKU*	L, 51-66
J. 19	FIU*	W, 95-43
J. 21	FLORIDA ATLANTIC*	W, 87-69
J. 26	at Southern Miss*	L, 61-81
J. 28	at Louisiana Tech*	W, 79-65
F. 2	UTSA*	W, 77-63
F. 4	UTEP*	W, 76-53
F. 9	at Old Dominion*	W, 80-63
F. 11	at Charlotte*	W, 83-81
F. 16	WKU*	L, 75-82
F. 18	MARSHALL*	W, 94-69
F. 26	UAB*	W, 87-56
M. 2	at FIU*	W, 88-53
M. 4	at Florida Atlantic*	W, 71-59
M. 9	¹ vs. Rice	W, 61-59
M. 10	¹ vs. Southern Miss	L, 54-59
M. 16	² MOREHEAD STATE	W, 67-58
M. 19	³ WAKE FOREST	W, 73-66
M. 23	⁴ at Georgia Tech	L, 57-70

* - Conference USA game
 1 - C-USA Championships, Birmingham
 2 - WNIT, First Round, Murfreesboro, Tenn.
 3 - WNIT, Second Round, Murfreesboro, Tenn.
 4 - WNIT, Third Round, Atlanta, Ga.

2017-2018

RECORD: 18-13/10-6 CONFERENCE USA
HEAD COACH: RICK INSELL

N. 10	at Vanderbilt	W, 65-54
N. 14	TENNESSEE TECH	W, 58-44
N. 19	LIPSCOMB	W, 72-48
N. 26	at UNC-Asheville	W, 72-57
N. 29	at Ole Miss	L, 56-65
D. 3	at Georgia Tech	L, 45-48
D. 5	COPPIN STATE	W, 69-39
D. 9	at Louisville (4/5)	L, 26-80
D. 14	TROY	W, 73-57
D. 17	at Tulane	L, 44-62
D. 19	vs. USC#	L, 57-72
D. 20	vs. Canisius#	W, 55-45
D. 28	KENTUCKY	W, 62-57
J. 4	at WKU*	L, 43-57
J. 6	UAB*	L, 51-59
J. 11	at UTSA*	W, 62-47
J. 13	at UTEP*	W, 54-45
J. 18	NORTH TEXAS*	W, 56-48
J. 20	SOUTHERN MISS*	L, 53-61
J. 26	at Marshall*	W, 73-57
J. 28	CHARLOTTE*	W, 64-45

F. 1	LOUISIANA TECH*	L, 49-66
F. 8	at Florida Atlantic*	W, 69-64
F. 10	at FIU*	W, 63-59
F. 15	WKU*	L, 60-76
F. 17	RICE*	W, 51-41
F. 22	at UAB*	L, 58-65
F. 25	at Charlotte*	W, 54-53
M. 3	OLD DOMINION*	W, 65-47
M. 8	vs. Rice*	L, 53-61
M. 15	at Ball State@	L, 60-69

* - Conference USA game
 # - UTRGV Holiday Classic, Edinburg, Texas
 @ - C-USA Championships, Frisco, Texas
 @ - WNIT, First Round, Muncie, Ind.

2018-2019

RECORD: 23-11/11-5 CONFERENCE USA
HEAD COACH: RICK INSELL

N. 9	VANDERBILT	W, 65-58
N. 11	at Furman	W, 78-71
N. 16	at Tennessee Tech	L, 64-68
N. 19	BELMONT	L, 38-45
N. 21	MISSISSIPPI VALLEY STATE	W, 101-51
N. 24	¹ vs. Dartmouth	W, 70-58
N. 25	¹ vs. UNLV	W, 66-62
N. 29	² GEORGIA STATE	W, 69-54
D. 4	at Troy	W, 67-64
D. 15	at No. 18/20 Kentucky	L, 55-72
D. 20	UNC ASHEVILLE	W, 67-46
D. 29	³ vs. Chattanooga	W, 58-47
D. 30	³ at Fordham	L, 49-61
J. 3	at FIU*	W, 49-43
J. 5	at Florida Atlantic*	W, 74-55
J. 10	SOUTHERN MISS*	W, 66-49
J. 12	LA TECH*	W, 75-38
J. 17	at UTSA*	W, 72-52
J. 19	at UTEP*	W, 79-49
J. 24	RICE*	L, 47-60
J. 26	NORTH TEXAS*	W, 61-46
F. 2	UAB*	W, 60-44
F. 7	at Charlotte*	W, 62-55
F. 9	at Old Dominion*	L, 65-70
F. 14	WKU*	W, 81-69
F. 16	MARSHALL*	L, 53-59
F. 23	at UAB*	L, 72-77 (OT)
M. 2	FLORIDA ATLANTIC*	W, 74-48
M. 7	at WKU*	L, 56-67
M. 14	⁴ vs. UTEP	W, 66-44
M. 15	⁴ vs. UAB	W, 75-65
M. 16	⁴ vs. Rice (24)	L, 54-69
M. 21	⁵ IUPUI	W, 59-47
M. 24	⁶ at Ohio	L, 57-59

* - Conference USA game
 1 - UNLV Lady Rebel Roundup, Las Vegas, Nev.
 2 - Murfreesboro City Schools Education Day Game
 3 - Fordham Holiday Classic, Bronx, N.Y.
 4 - CUSA Championship, Frisco, Texas
 5 - WNIT First Round, Murfreesboro, Tenn.
 6 - WNIT Second Round, Athens, Ohio

2019-2020

RECORD: 21-9/13-5 CONFERENCE USA
HEAD COACH: RICK INSELL

N. 6	at East Carolina	W, 68-66
N. 10	KENTUCKY (13/16)	L, 52-67
N. 14	at Tulane	64-62
N. 21	TENNESSEE TECH	W, 64-58
N. 24	FURMAN	W, 78-62
N. 29	1 vs. Auburn	W, 73-50
N. 30	1 vs. Gonzaga (22/21)	L, 50-62
D. 1	1 vs. Arizona State	L, 60-61
D. 4	2 LIPSCOMB	W, 70-49
D. 14	at Belmont	L, 57-68
D. 18	VCU	W, 86-63
D. 29	TCU	W, 82-70
J. 2	OLD DOMINION*	L, 56-67
J. 4	CHARLOTTE*	W, 83-59

J. 9	at Marshall*	W, 75-55
J. 11	at WKU*	L, 63-71
J. 16	FLORIDA ATLANTIC*	W, 81-66
J. 18	FIU*	W, 72-56
J. 23	at LA Tech*	L, 60-78
J. 25	at Southern Miss*	W, 77-69
J. 30	UTEP*	W, 76-60
F. 1	UTSA*	W, 69-48
F. 6	at North Texas*	W, 80-60
F. 8	at Rice*	L, 60-77
F. 15	at UAB*	W, 62-52
F. 20	UAB*	L, 59-61
F. 22	at UTEP*	W, 92-80
F. 29	WKU*	W, 108-103 (2OT)
M. 5	NORTH TEXAS*	W, 74-63
M. 7	at Charlotte*	W, 79-74

* - Conference USA game
 1 - Gulf Coast Showcase, Estero, Fla.
 2 - Murfreesboro City Schools Education Day Game

2020-2021

CUSA TOURNAMENT CHAMPIONS
RECORD: 17-8/12-4 CONFERENCE USA
HEAD COACH: RICK INSELL

D. 6	BELMONT	L, 64-70
D. 9	TULANE	L, 78-81
D. 13	at TCU	L, 77-83
D. 17	TROY	W, 92-76
D. 20	LIPSCOMB	W, 84-64
J. 1	FLORIDA ATLANTIC*	W, 84-65
J. 2	FLORIDA ATLANTIC*	W, 66-64
J. 8	at FIU*	W, 69-65
J. 9	at FIU*	W, 99-89
J. 15	SOUTHERN MISS*	W, 78-58
J. 16	SOUTHERN MISS*	L, 61-69
J. 22	at WKU*	W, 75-65
J. 23	at WKU*	77-60
J. 28	at UAB*	W, 81-78
J. 30	UAB*	W, 95-68
F. 5	at Charlotte*	W, 77-70
F. 6	at Charlotte*	L, 72-82
F. 26	OLD DOMINION*	L, 57-74
F. 27	OLD DOMINION*	W, 74-70
M. 4	MARSHALL*	L, 49-72
M. 5	MARSHALL*	W, 61-54
M. 11	¹ vs. LA Tech	W, 77-71
M. 12	¹ vs. UTEP	W, 74-58
M. 13	¹ vs. Rice	W, 68-65
M. 21	² vs. Tennessee	L, 62-87

* - Conference USA game
 1 - C-USA Championships, Frisco, Texas
 2 - NCAA First Round, Austin, Texas

2021-22

RECORD: 27-8/14-4 CONFERENCE USA
HEAD COACH: RICK INSELL

N. 9	EAST CAROLINA	W, 70-49
N. 12	at VCU	W, 54-46
N. 15	VANDERBILT	W, 55-46
N. 22	at Tennessee Tech	W, 65-47
N. 26	¹ vs. Marquette	L, 55-59
N. 27	¹ vs. Illinois	W, 62-52
D. 3	MERCER	W, 55-49
D. 5	at Lipscomb	W, 84-59
D. 11	at Troy	L, 76-77
D. 17	SOUTHERN ILLINOIS	W, 62-61
D. 19	at Belmont	Canceled
D. 30	at UTSA*	W, 85-56
J. 1	at UTEP*	L, 55-56
J. 7	RICE*	W, 87-63
J. 9	NORTH TEXAS*	W, 80-52
J. 13	at Florida Atlantic*	W, 60-56
J. 15	at FIU*	L, 54-56
J. 22	at Southern Miss*	W, 81-71
J. 27	MARSHALL*	W, 80-41
J. 29	WKU*	W, 71-64



YEAR-BY-YEAR RESULTS

F. 5	UAB*	W, 75-55
F. 10	at Old Dominion*	L, 56-58
F. 13	at Charlotte*	W, 46-45
F. 17	FIU*	W, 63-49
F. 19	FLORIDA ATLANTIC*	W, 72-49
F. 24	at Marshall*	W, 65-57
F. 26	at WKU*	L, 93-97
M. 2	CHARLOTTE*	W, 72-65
M. 5	OLD DOMINION*	W, 62-44
M. 10	² vs. Southern Miss	W, 70-50
M. 11	² vs. Louisiana Tech	L, 72-80
M. 17	³ WOFFORD	W, 86-56
M. 21	³ WAKE FOREST	W, 67-55
M. 24	³ VANDERBILT	W, 55-53
M. 28	³ at Toledo	W, 73-71
M. 31	³ SETON HALL	L, 73-74

* - Conference USA game

1 - Daytona Beach Invitational (Daytona Beach, Fla.)

2 - CUSA Championships, Frisco, Texas

3 - WNIT

2022-23 CONFERENCE USA CHAMPIONS CUSA TOURNAMENT CHAMPIONS

RECORD: 28-5/18-2 CONFERENCE USA

HEAD COACH: RICK INSELL

N.7	at Mercer	L, 75-76
N. 12	at Southern Illinois	W, 90-38
N. 16	BELMONT	W, 80-62
N. 25	¹ vs. Texas Tech	L, 67-72
N. 26	¹ vs. Missouri State	W, 79-54
D. 1	TENNESSEE TECH	W, 83-45
D. 4	LOUISVILLE (18)	W, 67-49
D. 10	RV/RV at Memphis	W, 69-53
D. 14	RV/RV HOUSTON	W, 68-61
D. 20	RV/RV at Rice*	W, 74-68
D. 29	RV/RV CHARLOTTE*	W, 71-46
D. 31	RV/RV at WKU	W, 80-75
J. 5	RV/RV UTSA*	W, 80-41
J. 7	RV/RV at North Texas*	W, 76-57
J. 11	RV/RV RICE*	W, 85-56
J. 16	RV/RV at UAB*	W, 76-54
J. 19	RV/RV at Charlotte*	W, 65-41
J. 21	RV/RV LOUISIANA TECH*	W, 68-50
J. 26	23/RV FLORIDA ATLANTIC*	W, 63-48
J. 28	23/RV FIU*	W, 67-41
F. 2	21/23 at UTEP*	L, 62-65
F. 4	21/23 at UTSA*	L, 53-58
F. 9	RV/RV WKU*	W, 94-81
F. 11	RV/RV UAB*	W, 63-42
F. 16	RV/RV at Florida Atlantic*	W, 85-77
F. 18	RV/RV at FIU*	W, 85-46
F. 25	25/RV at Louisiana Tech*	W, 61-59
M. 2	24/RV NORTH TEXAS*	W, 72-45
M. 4	24/RV UTEP*	W, 72-68 (OT)
M. 9	25/RV ² vs. Charlotte	W, 84-53
M. 10	25/RV ² vs. UTEP	W, 68-62
M. 11	25/RV ² vs. WKU	W, 82-70
M. 18	RV/RV ³ vs. Colorado (21)	L, 60-82

* - Conference USA game

1 - Las Vegas Thanksgiving Invitational

2 - CUSA Championship, Frisco, Texas

3 - NCAA First Round, Durham, N.C.



ALL-TIME SERIES HISTORY

AKRON

LADY RAIDERS LEAD, 8-0

H: 4-0 | A: 4-0 | N: 0-0

01/21/84	H	W, 89-48
02/25/84	A	W, 78-54
01/21/85	A	W, 68-48
02/25/85	H	W, 108-45
01/27/86	H	W, 76-58
02/08/86	A	W, 79-47
01/26/87	A	W, 74-57
02/07/87	H	W, 96-57

ALABAMA

CRIMSON TIDE LEAD, 8-2

H: 2-2 | A: 0-4 | N: 0-2

12/03/77	H	L, 69-75
12/04/78	A	L, 84-90
02/08/88	A	L, 58-97
12/07/91	H	L, 69-101
12/20/94	A	L, 70-99
12/09/95	N	L, 53-68
01/08/04	H	W, 65-61 (OT)
11/22/04	A	L, 66-80
12/14/08	H	W, 77-67
11/27/15	N	L, 46-64

APPALACHIAN STATE

LADY RAIDERS LEAD, 1-0

H: 0-0 | A: 0-0 | N: 1-0

12/31/94	N	W, 73-65
----------	---	----------

ARIZONA

LADY RAIDERS LEAD, 2-0

H: 1-0 | A: 1-0 | N: 0-0

11/25/07	A	W, 70-60
11/28/08	H	W, 77-57

ARIZONA STATE

SUN DEVILS LEAD, 3-0

H: 0-1 | A: 0-1 | N: 0-1

11/14/14	A	L, 67-81
12/13/16	H	L, 48-69
12/01/19	N	L, 60-61

ARKANSAS

LADY 'BACKS LEAD, 5-0

H: 0-2 | A: 0-3 | N: 0-0

02/05/83	A	L, 72-73
11/21/10	A	L, 50-77
12/03/11	H	L, 53-59
11/19/13	A	L, 51-66
11/20/14	H	L, 51-58

ARKANSAS STATE

LADY RAIDERS LEAD, 19-6

H: 12-0 | A: 6-5 | N: 1-1

12/01/90	A	L, 60-71
01/04/01	A	L, 63-85
02/10/01	H	W, 79-67
01/24/02	A	W, 80-68
02/07/02	H	W, 79-64
01/09/03	H	W, 80-63
02/13/03	A	W, 71-63
03/10/03	N	W, 65-52
01/15/04	A	L, 62-69
02/19/04	H	W, 70-47

01/15/05	H	W, 65-55
02/17/05	A	L, 69-72
01/12/06	A	W, 66-65
02/16/06	H	W, 95-59
03/06/06	H	W, 90-64
01/18/07	H	W, 82-54
01/14/08	A	L, 68-70
01/21/09	H	W, 91-51
01/06/10	A	W, 75-65
01/16/11	A	W, 57-52
03/06/11	N	L, 62-77
01/18/12	H	W, 71-62
01/02/13	A	W, 72-70
02/06/13	H	W, 93-49
03/22/15	H	W, 70-60

AUBURN

TIGERS LEAD, 4-1

H: 0-2 | A: 0-2 | N: 1-0

12/04/85	A	L, 59-71
12/14/86	H	L, 62-84
12/16/98	H	L, 53-73
11/23/99	A	L, 51-93
11/29/19	N	W, 73-50

AUSTIN PEAY

LADY RAIDERS LEAD, 60-9

H: 30-3 | A: 29-4 | N: 1-2

01/24/77	H	W, 82-52
02/19/77	A	W, 82-46
01/21/78	H	W, 90-52
02/20/78	A	W, 72-70
01/20/79	A	W, 69-57
02/19/79	H	W, 90-77
01/17/80	H	W, 72-48
02/16/80	A	W, 67-59
01/15/81	A	W, 89-67
02/14/81	H	W, 74-65
01/23/82	H	W, 85-73
02/20/82	A	W, 68-64
01/28/83	H	W, 74-52
02/26/83	A	W, 87-73
01/26/84	H	W, 84-76 (OT)
02/09/84	A	W, 87-74
01/26/85	A	W, 80-58
02/09/85	H	W, 86-75
03/04/85	H	W, 82-77
01/13/86	H	W, 72-66
02/15/86	A	W, 77-68
01/12/87	A	W, 92-68
02/14/87	H	W, 89-58
01/25/88	H	W, 85-58
02/27/88	A	W, 84-67
01/28/89	A	W, 88-66
02/13/89	H	W, 107-73
01/22/90	H	W, 85-47
02/17/90	A	W, 98-69
01/12/91	H	W, 87-66
02/25/91	A	W, 67-58
01/13/92	H	W, 107-60
02/22/92	A	W, 68-57
01/27/93	H	W, 91-70
02/25/93	A	W, 100-71

01/12/94	H	W, 82-62
02/23/94	A	W, 67-62
01/12/95	A	W, 81-71
02/20/95	H	W, 87-64
03/04/95	N	W, 73-56
01/06/96	H	W, 72-56
02/03/96	A	L, 67-81
03/04/96	N	L, 60-69
01/23/97	A	L, 66-70 (OT)
02/05/97	H	L, 62-66
02/25/97	A	W, 60-59
01/19/98	H	W, 66-43
02/16/98	A	L, 65-80
01/16/99	A	W, 70-59
02/13/99	H	W, 69-43
01/20/00	H	L, 68-74
02/17/00	A	W, 84-63
03/04/00	N	L, 58-67
12/03/00	H	W, 91-62
11/27/01	A	W, 78-69
01/06/03	H	L, 68-78
12/20/03	A	W, 61-46
12/21/04	H	W, 57-55
12/28/05	A	L, 69-71
12/04/06	H	W, 80-49
12/15/07	A	W, 95-60
12/16/08	H	W, 62-53
11/21/09	A	W, 84-73
11/16/10	A	W, 74-60
12/06/11	H	W, 69-63
12/04/12	H	W, 70-56
12/04/13	A	W, 69-43
11/30/15	A	W, 86-55
12/17/16	H	W, 82-51

BALL STATE

SERIES TIED, 1-1

H: 1-0 | A: 0-1 | N: 0-0

03/19/15	H	W, 69-58
03/15/18	A	L, 60-69

BELMONT

LADY RAIDERS LEAD, 17-3

H: 10-2 | A: 6-1 | N: 1-0

11/13/79	A	W, 73-70
12/08/79	H	W, 60-55
12/01/80	H	W, 77-55
02/07/81	A	W, 78-70
11/30/81	A	W, 78-72
01/25/82	H	W, 92-65
01/08/83	A	W, 91-72
01/29/83	H	W, 80-60
11/28/83	H	W, 87-40
12/03/84	A	W, 105-60
01/04/86	H	W, 93-47
12/09/94	H	W, 82-72
12/08/95	H	W, 63-44
11/20/97	N	W, 65-60
02/22/00	A	W, 74-67
11/21/00	H	W, 74-62
11/19/18	H	L, 38-45
12/14/19	A	L, 57-68
12/06/20	H	L, 64-70

11/16/22	H	W, 80-62
----------	---	----------

BERRY

VIKINGS LEAD, 1-0

H: 0-0 | A: 0-0 | N: 0-1

12/17/77	N	L, 53-77
----------	---	----------

BLUE MOUNTAIN

LADY RAIDERS LEAD, 1-0

H: 0-0 | A: 1-0 | N: 0-0

12/16/77	A	W, 76-59
----------	---	----------

BROWN

BEARS LEAD, 1-0

H: 0-0 | A: 0-0 | N: 0-1

01/04/91	N	L, 65-79
----------	---	----------

BUCKNELL

LADY RAIDERS LEAD, 1-0

H: 0-0 | A: 0-0 | N: 1-0

11/25/89	N	W, 94-68
----------	---	----------

CANISIUS

LADY RAIDERS LEAD, 1-0

H: 0-0 | A: 0-0 | N: 1-0

12/20/17	N	W, 55-45
----------	---	----------

CENTRAL MICHIGAN

LADY RAIDERS LEAD, 2-1

H: 1-0 | A: 0-1 | N: 1-0

12/04/87	N	W, 64-56
11/19/15	A	L, 59-81
12/28/16	H	W, 79-69

CENTRAL MISSOURI

JENNIES LEAD, 1-0

H: 0-0 | A: 0-0 | N: 0-1

12/15/79	N	L, 70-72
----------	---	----------

CHARLOTTE

LADY RAIDERS LEAD, 15-1

H: 6-0 | A: 8-1 | N: 1-0

02/22/14	H	W, 48-46
01/24/15	A	W, 84-54
01/14/16	H	W, 72-67
02/11/17	A	W, 83-81
01/28/18	H	W, 64-45
02/25/18	A	W, 54-53
02/07/19	A	W, 62-55
01/04/20	H	W, 83-59
03/07/20	A	W, 79-74
02/05/21	A	W, 77-70
02/06/21	A	L, 72-82
02/13/22	A	W, 46-45
03/02/22	H	W, 72-65
12/29/22	H	W, 71-46
1/19/23	A	W, 65-41
3/9/23	N	W, 84-53

CHATTANOOGA

LADY RAIDERS LEAD, 26-17

H: 14-7 | A: 11-9 | N: 1-1

01/07/76	H	W, 93-66
02/17/76	A	W, 89-57
12/18/76	H	W, 101-63
01/31/77	A	W, 85-74
02/11/77	H	W, 95-73



ALL-TIME SERIES HISTORY

12/02/78	H	L, 59-60 (OT)
02/03/79	A	W, 66-63
01/21/80	A	W, 77-76
02/12/80	H	L, 57-61 (OT)
03/01/80	N	L, 62-84
01/24/81	H	L, 71-80
02/02/81	A	L, 86-91
01/18/82	A	W, 82-72
02/09/82	H	W, 90-64
01/03/83	H	L, 67-74
03/01/83	A	W, 94-79
12/08/83	H	L, 63-65
01/05/84	A	L, 59-73
11/26/84	A	L, 78-83
01/16/85	H	W, 95-60
12/07/85	H	W, 93-68
02/01/86	A	L, 72-83
11/29/88	A	W, 78-67
02/15/89	H	W, 82-61
12/18/89	H	L, 83-89
01/04/90	A	L, 71-76
12/17/90	H	L, 64-76
01/09/91	A	L, 73-81
11/26/91	H	W, 84-59
01/06/92	A	W, 71-67
12/09/92	A	W, 79-73
12/16/92	H	W, 84-72
12/01/93	H	W, 89-52
12/21/93	A	L, 56-63
01/07/95	H	W, 84-51
02/06/95	A	W, 94-74
01/02/96	H	W, 87-60
12/07/96	A	W, 56-51
11/18/05	A	L, 66-76
11/24/06	H	W, 98-69
11/28/07	A	L, 54-57
11/25/08	H	W, 73-65
12/29/18	N	W, 58-47

CHICAGO STATE
LADY RAIDERS LEAD, 1-0
H: 1-0 | A: 0-0 | N: 0-0

12/17/03	H	W, 78-55
----------	---	----------

CINCINNATI
BEARCATS LEAD, 5-1
H: 1-2 | A: 0-3 | N: 0-0

12/29/84	A	L, 91-98
11/22/97	A	L, 61-81
12/29/99	H	L, 54-63
11/24/01	H	L, 63-65
11/30/02	A	L, 59-79
12/29/04	H	W, 64-47

CLEMSON
LADY RAIDERS LEAD, 4-1
H: 2-0 | A: 1-0 | N: 1-1

12/18/80	N	L, 63-66
11/29/85	N	W, 90-88
12/03/88	H	W, 69-64
12/29/13	A	W, 76-51
12/03/14	H	W, 69-28

COLORADO
LADY BUFFS LEAD, 1-0
H: 0-0 | A: 0-0 | N: 0-0

3/18/23	N	L, 60-82
---------	---	----------

COPPIN STATE
LADY RAIDERS LEAD, 1-0
H: 1-0 | A: 0-0 | N: 0-0

12/05/17	H	W, 69-39
----------	---	----------

CUMBERLAND (TENN.)
LADY RAIDERS LEAD, 2-0
H: 2-0 | A: 0-0 | N: 0-0

12/11/86	H	W, 87-54
12/13/90	H	W, 74-52

DARTMOUTH
LADY RAIDERS LEAD, 1-0
H: 0-0 | A: 0-0 | N: 1-0

11/24/18	N	W, 70-58
----------	---	----------

DENVER
LADY RAIDERS LEAD, 13-3
H: 7-0 | A: 4-2 | N: 2-1

01/18/01	A	L, 57-59
02/16/02	A	L, 66-75
03/03/02	N	L, 63-78
02/08/03	H	W, 67-65
02/15/04	A	W, 68-56
03/08/04	N	W, 64-61
02/10/05	H	W, 71-45
02/11/06	H	W, 77-56
01/31/07	H	W, 82-58
03/05/07	N	W, 76-50
01/06/08	H	W, 93-55
02/21/08	A	W, 81-77
02/04/09	A	W, 77-49
02/10/10	H	W, 94-78
01/23/11	H	W, 71-68
02/04/12	A	W, 75-63

DUKE
BLUE DEVILS LEAD, 1-0
H: 0-0 | A: 0-1 | N: 0-0

03/14/98	A	L, 67-92
----------	---	----------

EAST CAROLINA
LADY RAIDERS LEAD, 3-0
H: 1-0 | A: 2-0 | N: 0-0

02/26/14	A	W, 70-59
11/06/19	A	W, 68-66
11/09/21	H	W, 70-49

EASTERN ILLINOIS
SERIES TIED, 5-5
H: 3-1 | A: 1-3 | N: 1-1

12/01/89	N	L, 68-90
01/19/97	H	L, 59-69
02/15/97	A	L, 75-85
01/12/98	A	L, 53-66
02/09/98	H	W, 79-75
02/24/98	N	W, 73-60
01/09/99	H	W, 99-63
02/06/99	A	L, 77-81
12/02/99	H	W, 63-48
01/18/00	A	W, 73-64

EASTERN KENTUCKY
LADY RAIDERS LEAD, 36-13
H: 20-4 | A: 14-8 | N: 2-1

02/13/78	H	W, 94-67
01/08/79	H	W, 75-61
02/08/79	A	L, 84-85
01/31/80	H	W, 70-54
02/23/80	A	W, 56-54
01/31/81	A	W, 79-51
12/12/81	A	W, 77-72
02/27/82	H	W, 62-55
12/18/82	A	W, 72-69 (OT)
03/05/83	H	W, 73-66
01/14/84	A	L, 46-49
02/18/84	H	W, 78-58
01/14/85	H	W, 77-69
02/18/85	A	W, 67-63
01/20/86	A	W, 87-78
02/22/86	H	W, 99-85
01/19/87	H	W, 84-62
02/21/87	A	W, 104-63
02/01/88	A	W, 87-63
02/13/88	H	W, 84-75
01/21/89	H	L, 65-84
02/20/89	A	W, 81-75
01/29/90	A	W, 79-74
02/10/90	H	L, 69-72
01/19/91	A	L, 52-69
02/18/91	H	W, 81-80
03/04/91	N	W, 93-84
01/27/92	H	W, 69-59
02/08/92	A	L, 75-82
03/09/92	N	L, 67-72
01/11/93	H	W, 76-62
02/22/93	A	W, 80-66
03/08/93	N	W, 87-74
01/22/94	A	W, 72-66
02/28/94	H	W, 89-71
01/21/95	H	W, 91-61
02/26/95	A	L, 72-83
01/21/96	A	W, 74-55
02/17/96	H	W, 80-67
01/04/97	A	L, 73-91
02/02/97	H	L, 61-70
01/26/98	A	L, 79-80 (OT)
02/19/98	H	L, 61-63
02/28/98	N	W, 72-62
01/23/99	H	W, 94-68
02/20/99	A	W, 81-71
01/06/00	A	L, 70-90
02/03/00	H	W, 82-74
11/26/05	H	W, 77-66

ERSKINE
LADY RAIDERS LEAD, 1-0
H: 1-0 | A: 0-0 | N: 0-0

11/14/98	H	W, 88-46
----------	---	----------

ETSU
LADY RAIDERS LEAD, 18-3
H: 10-1 | A: 6-1 | N: 2-1

01/19/76	H	W, 85-45
02/15/76	A	W, 67-49
01/08/77	A	W, 81-63

02/17/77	H	W, 88-67
03/04/77	N	W, 75-73
01/16/78	H	W, 82-71
02/16/78	A	L, 72-86
03/03/78	N	W, 98-79
02/13/79	H	W, 59-44
02/27/79	N	L, 53-55
01/07/80	A	W, 71-59
01/12/81	H	W, 74-72
12/17/84	H	W, 82-57
02/28/85	H	W, 65-59
01/14/89	A	W, 93-61
12/16/89	H	L, 59-71
12/31/95	A	W, 79-68
01/02/97	H	W, 92-81
12/02/02	H	W, 95-70
11/26/10	H	W, 87-71
11/26/11	A	W, 78-63

EVANSVILLE
LADY RAIDERS LEAD, 2-0
H: 1-0 | A: 1-0 | N: 0-0

12/08/84	A	W, 91-68
12/11/85	H	W, 106-71

FAIRLEIGH DICKINSON
LADY RAIDERS LEAD, 1-0
H: 0-0 | A: 0-0 | N: 1-0

12/30/94	N	W, 108-71
----------	---	-----------

FLORIDA ATLANTIC
LADY RAIDERS LEAD, 31-1
H: 17-0 | A: 14-1 | N: 0-0

11/19/04	H	W, 85-63
01/11/07	A	W, 78-48
02/24/07	H	W, 76-63
01/10/08	H	W, 79-63
02/23/08	A	W, 89-84 (OT)
01/07/09	H	W, 90-64
02/21/09	A	L, 70-73
01/16/10	H	W, 92-76
02/27/10	A	W, 88-71
01/12/11	H	W, 83-52
01/26/11	A	W, 85-53
01/14/12	A	W, 55-37
02/18/12	H	W, 65-41
01/09/13	H	W, 73-59
02/02/13	A	W, 70-67
02/15/14	A	W, 83-77
01/10/15	A	W, 101-69
03/07/15	H	W, 73-60
02/04/16	A	W, 83-73
03/03/16	H	W, 71-65
01/21/17	H	W, 87-69
03/04/17	A	W, 71-59
02/08/18	A	W, 69-64
01/05/19	A	W, 74-55
03/02/19	H	W, 74-48
01/16/20	H	W, 81-66
01/01/21	H	W, 84-65
01/02/21	H	W, 66-64
01/13/22	A	W, 60-56
02/19/22	H	W, 72-49
1/26/23	H	W, 63-48
2/16/23	A	W, 85-77



ALL-TIME SERIES HISTORY

FIU
LADY RAIDERS LEAD, 35-10
H: 17-2 | A: 15-8 | N: 3-0

01/11/01	A	L, 63-74
02/03/01	H	W, 78-63
01/05/02	H	L, 72-82
02/02/02	A	L, 55-71
02/01/03	A	L, 63-65
02/22/03	H	W, 61-57
02/07/04	H	W, 73-47
03/01/04	A	W, 63-48
02/07/05	A	L, 55-66
02/26/05	H	W, 67-58
02/02/06	H	W, 70-65
02/27/06	A	L, 57-73
01/09/07	A	W, 86-52
02/15/07	H	W, 66-59
12/19/07	H	W, 77-64
02/09/08	A	L, 62-74
01/11/09	H	W, 68-35
02/25/09	A	W, 74-54
01/13/10	H	W, 90-58
02/24/10	A	W, 101-58
01/29/11	A	L, 59-62
02/12/11	H	W, 66-52
12/21/11	H	W, 58-53
01/12/12	A	W, 74-60
03/05/12	N	W, 63-53
12/20/12	H	L, 51-58
01/31/13	A	W, 61-51
03/10/13	N	W, 68-59
02/12/14	A	W, 65-58
03/14/14	N	W, 64-57
01/08/15	A	W, 75-60
03/05/15	H	W, 79-30
02/06/16	A	W, 85-62
03/05/16	H	W, 77-55
01/19/17	H	W, 95-43
03/02/17	A	W, 88-53
02/10/18	A	W, 63-59
01/03/19	A	W, 49-43
01/18/20	H	W, 72-56
01/08/21	A	W, 69-65
01/09/21	A	W, 99-89
01/15/22	A	L, 54-56
02/17/22	H	W, 63-49
1/28/23	H	W, 67-41
2/18/23	A	W, 85-46

FLORIDA STATE
SEMINOLES LEAD, 2-1
H: 1-0 | A: 0-1 | N: 0-1

01/26/83	A	L, 67-75
11/28/93	H	W, 66-43
03/19/16	N	L, 55-72

FORDHAM
FORDHAM LEADS, 1-0
H: 0-0 | A: 0-1 | N: 0-0

12/30/18	A	L, 49-61
----------	---	----------

FURMAN
LADY RAIDERS LEADS, 3-2
H: 2-0 | A: 1-1 | N: 0-1

01/15/97	A	L, 86-95 (3OT)
11/22/98	H	W, 81-75
12/29/98	N	L, 66-83
11/11/18	A	W, 78-71
11/24/19	H	W, 78-62

GEORGIA
LADY DOGS LEAD, 12-1
H: 0-7 | A: 1-4 | N: 0-1

11/23/84	H	L, 73-84
12/02/85	A	L, 58-108
12/10/89	H	L, 89-95
12/08/90	H	L, 62-80
12/06/92	A	L, 65-80
11/27/94	H	L, 71-95
12/01/96	H	L, 70-89
11/20/01	A	L, 72-77 (OT)
12/30/02	H	L, 43-79
12/13/03	A	L, 50-65
11/30/05	H	L, 72-90
12/07/06	A	W, 70-62
03/20/11	N	L, 41-56

GEORGIA SOUTHERN
LADY RAIDERS LEAD, 3-0
H: 1-0 | A: 1-0 | N: 1-0

12/15/95	N	W, 101-90
12/04/04	A	W, 66-54
11/25/05	H	W, 80-58

GEORGIA STATE
LADY RAIDERS LEAD, 7-0
H: 3-0 | A: 4-0 | N: 0-0

11/27/87	A	W, 101-80
11/24/90	A	W, 98-94
11/24/91	H	W, 84-61
12/16/95	A	W, 80-64
12/02/04	A	W, 64-49
12/08/05	H	W, 69-51
11/29/18	H	W, 69-54

GEORGIA TECH
YELLOW JACKETS LEAD, 5-0
H: 0-2 | A: 0-3 | N: 0-0

12/03/10	A	L, 48-68
12/11/11	H	L, 58-47
12/22/16	H	L, 60-61
03/23/17	A	L, 57-70
12/03/17	A	L, 45-48

GONZAGA
SERIES TIED, 1-1
H: 0-0 | A: 0-0 | N: 1-1

03/17/07	N	W, 85-46
11/30/19	N	L, 50-62

HAWAII
RAINBOW WAHINE LEAD, 1-0
H: 0-0 | A: 0-1 | N: 0-0

12/23/96	A	L, 63-82
----------	---	----------

HIWASSEE JC
TIGERS LEAD, 2-0
H: 0-1 | A: 0-1 | N: 0-0

12/13/75	H	L, 70-71
01/10/76	A	L, 60-72

HOUSTON
COUGARS LEAD, 5-4
H: 2-2 | A: 1-2 | N: 1-1

12/19/91	N	L, 85-99
12/02/95	N	W, 76-69
12/30/00	A	L, 72-77
12/20/01	H	L, 63-75
01/05/04	H	L, 63-67
11/28/04	A	L, 56-80
11/22/05	H	W, 62-35
11/19/07	A	W, 69-68
12/14/22	H	W, 68-61

ILLINOIS
LADY RAIDERS LEAD, 1-0
H: 0-0 | A: 0-0 | N: 1-0

11/27/21	N	W, 62-52
----------	---	----------

INDIANA
SERIES TIED, 2-2
H: 1-0 | A: 1-1 | N: 0-1

12/05/87	A	W, 65-59
12/10/99	N	L, 68-81
03/14/01	A	L, 63-66
11/22/08	H	W, 65-59

IOWA
HAWKEYES LEAD, 1-0
H: 0-0 | A: 0-1 | N: 0-0

11/14/12	A	L, 63-69 (OT)
----------	---	---------------

IUPUI
LADY RAIDERS LEAD, 1-0
H: 1-0 | A: 0-0 | N: 0-0

03/21/19	H	W, 59-47
----------	---	----------

JACKSON STATE
LADY RAIDERS LEAD, 3-2
H: 1-0 | A: 1-1 | N: 1-1

12/28/80	N	L, 62-82
03/15/83	A	W, 64-61
12/20/91	N	W, 76-68
12/03/94	A	L, 78-85
12/10/94	H	W, 75-73

JAMES MADISON
SERIES TIED, 1-1
H: 1-0 | A: 0-1 | N: 0-0

12/12/10	H	W, 81-75
11/20/11	A	L, 46-60

KANSAS
JAYHAWKS LEAD, 2-0
H: 0-0 | A: 0-2 | N: 0-0

03/16/88	A	L, 75-81
03/16/96	A	L, 57-72

KANSAS STATE
WILDCATS LEAD, 2-1
H: 0-1 | A: 0-1 | N: 1-0

12/17/01	H	L, 53-54 (OT)
12/06/02	A	L, 61-79

12/21/10 N W, 63-49

KENNESAW STATE
TIGERS LEAD, 3-0
H: 3-0 | A: 0-0 | N: 0-0

01/04/88	H	W, 83-66
11/09/12	H	W, 87-45
12/12/13	H	W, 68-32

KENTUCKY
WILDCATS LEAD, 16-5
H: 4-6 | A: 1-10 | N: 0-0

11/18/77	H	L, 80-82
11/17/78	H	W, 90-87
01/06/83	A	L, 68-73
01/09/84	A	W, 74-68
11/30/85	A	L, 77-85
12/20/86	H	L, 68-79
02/25/88	A	L, 68-76
01/08/89	H	L, 66-68
02/27/90	A	L, 56-72
03/21/08	A	L, 66-68 (OT)
12/28/09	H	W, 57-51
12/29/10	A	L, 72-81
12/28/11	H	W, 70-58
12/09/12	A	L, 46-68
11/24/13	H	L, 72-84
12/12/14	A	L, 62-78
12/13/15	H	L, 52-68
12/09/16	A	L, 48-61
12/28/17	H	W, 62-57
12/15/18	A	L, 55-72
11/10/19	H	L, 52-67

LAFAYETTE
LADY RAIDERS LEAD, 1-0
H: 1-0 | A: 0-0 | N: 0-0

11/15/08	H	W, 85-47
----------	---	----------

LAMBUTH
LADY RAIDERS LEAD, 2-0
H: 1-0 | A: 1-0 | N: 0-0

12/10/75	H	W, 83-21
02/27/76	H	W, 77-56

LA TECH
LADY RAIDERS LEAD, 10-7
H: 4-2 | A: 4-3 | N: 2-2

03/17/83	N	L, 59-91
02/06/85	A	L, 62-86
01/25/01	H	L, 57-80
02/15/01	A	L, 64-83
01/11/14	A	W, 68-51
01/17/15	H	W, 82-59
02/07/15	A	W, 68-44
03/12/15	N	W, 77-58
02/11/16	H	W, 69-57
01/28/17	A	W, 79-65
02/01/18	H	L, 49-66
01/12/19	H	W, 73-58
01/23/20	A	L, 60-78
03/11/21	N	W, 77-71
03/11/22	N	L, 72-80
1/21/23	H	W, 68-50
2/25/23	A	W, 61-59



ALL-TIME SERIES HISTORY

LIPSCOMB

LADY RAIDERS LEAD, 14-0
H: 8-0 | A: 6-0 | N: 0-0

11/23/81	A	W, 95-60
12/13/82	H	W, 83-61
01/02/88	H	W, 92-68
12/08/88	A	W, 92-77
11/28/89	H	W, 95-87
12/04/90	A	W, 79-64
12/17/00	H	W, 75-52
12/14/01	A	W, 75-63
12/22/02	H	W, 61-56
12/30/03	A	W, 68-47
11/19/17	H	W, 72-48
12/04/19	H	W, 70-49
12/20/20	H	W, 84-64
12/5/21	A	W, 84-59

LOUISIANA

LADY RAIDERS LEAD, 19-0
H: 10-0 | A: 6-0 | N: 3-0

02/17/01	H	W, 77-52
03/01/01	N	W, 78-59
01/12/02	A	W, 75-63
03/01/02	N	W, 90-59
01/25/03	H	W, 61-41
01/31/04	A	W, 72-57
01/27/05	H	W, 53-45
03/08/05	N	W, 67-52
01/26/06	H	W, 69-68
03/04/06	H	W, 84-58
01/28/07	H	W, 84-57
03/06/07	A	W, 77-67
01/30/08	A	W, 85-66
01/28/09	H	W, 85-57
01/03/10	H	W, 83-54
01/08/11	A	W, 84-62
01/07/12	H	W, 104-53
11/24/12	A	W, 72-45
01/19/13	H	W, 72-36

LOUISVILLE

CARDINALS LEAD, 6-2
H: 1-3 | A: 1-3 | N: 0-0

12/12/92	H	L, 70-71
12/30/07	A	L, 64-76
12/04/08	H	L, 44-67
12/09/09	A	W, 94-84
03/24/13	A	L, 49-74
11/16/16	H	L, 72-91
12/09/17	A	L, 26-80
12/4/22	H	W, 67-49

LSU

TIGERS LEAD, 3-2
H: 1-0 | A: 1-3 | N: 0-0

12/04/82	A	L, 65-67
03/16/86	A	L, 65-78
12/28/07	H	W, 67-56
11/30/08	A	W, 79-75
11/18/09	A	L, 40-61

MAINE

BLACK BEARS LEAD, 2-1
H: 0-0 | A: 0-1 | N: 1-1

12/28/86	A	L, 67-75
12/28/98	N	L, 78-92
11/18/06	N	W, 87-60

MANHATTAN

JASPERS LEAD, 1-0
H: 0-0 | A: 0-0 | N: 0-1

11/28/03	N	L, 65-70
----------	---	----------

MARIST
RED FOXES LEAD, 1-0
H: 0-0 | A: 0-0 | N: 0-1

03/19/07	N	L, 59-73
----------	---	----------

MARQUETTE
GOLDEN EAGLES LEAD, 1-0
H: 0-0 | A: 0-0 | N: 0-1

11/26/21	N	L, 55-59
----------	---	----------

MARSHALL
LADY RAIDERS LEAD, 10-2
H: 5-2 | A: 6-0 | N: 1-0

02/19/14	H	W, 75-36
02/19/15	A	W, 74-48
01/28/16	H	W, 65-54
02/27/16	A	W, 79-73
03/11/16	N	W, 69-41
01/12/17	A	W, 72-63
02/18/17	H	W, 94-69
01/26/18	A	W, 73-57
02/16/19	H	L, 53-59
01/09/20	A	W, 75-55
03/04/21	H	L, 49-72
03/05/21	H	W, 61-54
01/27/22	H	W, 80-41
02/24/22	A	W, 65-57

MARYLAND
TERRAPINS LEAD, 2-0
H: 0-1 | A: 0-0 | N: 0-0

11/10/06	H	L, 76-80
12/05/07	A	L, 69-74

MARYVILLE
LADY RAIDERS LEAD, 2-0
H: 1-0 | A: 1-0 | N: 0-0

12/06/76	H	W, 116-46
12/18/76	A	W, 2-0

MEMPHIS
LADY RAIDERS LEAD, 10-8
H: 4-3 | A: 5-4 | N: 1-1

03/04/76	N	W, 75-52
03/04/77	A	L, 68-84
01/30/78	A	L, 86-101
03/03/78	N	L, 62-74
11/18/78	H	L, 81-91
01/30/79	H	W, 65-63
02/09/80	A	W, 68-63
01/26/81	H	L, 61-79
02/26/81	A	W, 70-66
12/01/92	A	W, 83-70
01/05/94	H	W, 74-72

11/25/96	H	L, 65-77
12/14/97	A	L, 75-102
03/11/99	A	L, 61-71
01/02/02	A	W, 82-80 (OT)
12/19/02	H	W, 89-83
11/11/12	H	W, 82-68
12/10/22	A	W, 69-53

MEMPHIS JV
LADY RAIDERS LEAD, 1-0
H: 0-0 | A: 1-0 | N: 0-0

02/06/76	A	W, 77-35
----------	---	----------

MERCER
SERIES TIED, 1-1
H: 1-0 | A: 0-1 | N: 0-0

12/3/21	H	W, 59-49
11/2/22	A	L, 75-76

MIAMI (FLA.)
LADY RAIDERS LEAD, 2-1
H: 1-0 | A: 1-1 | N: 0-0

12/30/80	A	L, 74-80
11/15/13	A	W, 61-55
11/17/14	H	W, 53-48

MIAMI (OHIO)
LADY RAIDERS LEAD, 2-0
H: 0-0 | A: 0-0 | N: 2-0

01/05/80	N	W, 73-49
12/29/80	N	W, 78-57

MICHIGAN STATE
SPARTANS LEAD, 1-0
H: 0-0 | A: 0-1 | N: 0-0

03/22/09	A	L, 59-60
----------	---	----------

MILWAUKEE
PANTHERS LEAD, 1-0
H: 0-0 | A: 0-0 | N: 0-1

12/07/02	N	L, 60-62
----------	---	----------

MINNESOTA
LADY RAIDERS LEAD, 1-0
H: 0-0 | A: 1-0 | N: 0-0

11/19/06	A	W, 79-61
----------	---	----------

MISSISSIPPI COLLEGE
LADY RAIDERS LEAD, 1-0
H: 1-0 | A: 0-0 | N: 0-0

12/02/88	H	W, 93-53
----------	---	----------

MISSISSIPPI STATE
LADY RAIDERS LEAD, 5-3
H: 2-0 | A: 0-0 | N: 3-3

02/07/76	N	L, 73-78
11/18/77	H	W, 83-70
12/16/78	N	L, 0-2
02/04/83	N	W, 79-76 (OT)
11/28/87	N	W, 57-56
12/06/90	H	W, 69-49
03/21/10	N	L, 64-68
12/01/13	N	W, 62-48

MISSISSIPPI UNIVERSITY
FOR WOMEN
SERIES TIED, 1-1
H: 0-0 | A: 1-1 | N: 0-0

02/06/76	A	L, 63-72
12/20/80	A	W, 89-71

MISSISSIPPI VALLEY STATE
LADY RAIDERS LEAD, 1-0
H: 1-0 | A: 0-0 | N: 0-0

11/21/19	H	W, 101-51
----------	---	-----------

MISSOURI
TIGERS LEAD, 2-0
H: 0-1 | A: 0-0 | N: 0-1

01/11/78	H	L, 65-81
12/20/96	N	L, 55-61

MISSOURI STATE
LADY RAIDERS LEAD, 3-0
H: 1-0 | A: 1-0 | N: 1-0

12/17/15	H	W, 70-54
12/19/16	A	W, 71-52
11/26/22	N	W, 79-54

MONTEVALLO
LADY RAIDERS LEAD, 2-0
H: 2-0 | A: 0-0 | N: 0-0

11/29/97	H	W, 87-67
11/27/99	H	W, 85-50

MOREHEAD STATE
LADY RAIDERS LEAD, 44-7
H: 24-3 | A: 18-3 | N: 2-1

01/17/77	H	W, 91-80
01/07/78	A	L, 89-94 (OT)
01/06/79	H	L, 67-74
12/04/79	H	L, 51-58
01/26/80	A	W, 70-61
01/03/81	H	W, 73-68
12/10/81	A	W, 67-64
02/25/82	H	W, 86-57
03/03/82	N	L, 62-66
12/17/82	A	W, 66-51
03/04/83	H	W, 81-53
03/10/83	N	W, 74-61
01/12/84	A	L, 53-56
02/16/84	H	W, 68-49
03/06/84	H	W, 65-47
01/12/85	H	W, 80-69
02/16/85	A	W, 86-72
01/18/86	A	W, 74-64
02/24/86	H	W, 71-57
03/05/86	H	W, 85-72
01/17/87	H	W, 90-73
02/23/87	A	W, 91-61
01/30/88	A	W, 72-66
02/15/88	H	W, 86-69
03/09/88	H	W, 83-56
01/23/89	H	W, 68-64
02/18/89	A	W, 77-72
01/27/90	A	W, 71-60
02/12/90	H	W, 85-78
01/21/91	A	W, 90-47
02/16/91	H	W, 67-63



ALL-TIME SERIES HISTORY

01/25/92	H	W, 83-69
02/10/92	A	W, 81-76 (OT)
01/09/93	H	W, 79-49
02/20/93	A	L, 73-85
01/24/94	A	W, 88-71
02/26/94	H	W, 83-60
01/23/95	H	W, 84-70
02/25/95	A	W, 95-68
01/20/96	A	W, 108-74
02/19/96	H	W, 108-75
03/02/96	N	W, 99-73
01/06/97	A	W, 84-58
02/01/97	H	L, 78-81
01/24/98	A	W, 99-77
02/21/98	H	W, 91-54
01/21/99	H	W, 99-72
02/18/99	A	W, 91-66
01/08/00	A	W, 96-59
02/05/00	H	W, 80-74
03/16/17	H	W, 67-58

MORRIS BROWN
LADY RAIDERS LEAD, 1-0
H: 1-0 | A: 0-0 | N: 0-0

01/29/02	H	W, 90-39
----------	---	----------

MURRAY STATE
LADY RAIDERS LEAD, 44-13
H: 24-3 | A: 16-9 | N: 4-1

12/04/75	H	W, 66-50
02/02/76	A	W, 55-44
02/07/76	N	W, 64-57
01/22/77	A	W, 79-52
02/11/77	H	W, 92-63
02/21/77	H	W, 90-53
01/23/78	A	W, 89-65
02/18/78	H	W, 92-73
01/22/79	H	W, 87-79 (OT)
02/17/79	A	L, 78-90
01/19/80	A	W, 80-62
02/14/80	H	W, 76-60
01/17/81	A	L, 72-73
02/12/81	H	W, 75-74
01/21/82	H	W, 90-67
02/18/82	A	W, 79-74
01/22/83	A	W, 75-68
02/19/83	H	W, 96-68
03/09/83	N	W, 84-73
01/27/84	H	W, 100-59
02/11/84	A	W, 84-67
01/28/85	A	W, 77-66
02/11/85	H	W, 87-69
01/11/86	H	W, 102-68
02/17/86	A	W, 87-71
01/10/87	A	L, 66-72
02/16/87	H	W, 101-83
03/04/87	N	W, 72-64
01/23/88	H	W, 74-70
02/29/88	A	L, 60-82
01/30/89	A	W, 71-68
02/11/89	H	W, 93-78
03/06/89	H	L, 66-73
01/20/90	H	L, 61-79
02/19/90	A	W, 71-65

03/05/90	N	L, 74-82
01/14/91	H	W, 95-72
02/23/91	A	L, 81-91
01/04/92	A	L, 69-72
02/01/92	H	W, 88-80
02/01/93	A	W, 96-63
03/01/93	H	W, 79-56
01/15/94	A	W, 80-69
02/09/94	H	L, 76-79
01/14/95	H	W, 105-60
02/13/95	A	W, 77-74
01/29/96	H	W, 68-51
02/24/96	A	L, 67-74
03/03/96	N	W, 70-63
12/17/96	H	W, 84-68
01/25/97	A	L, 61-72
01/03/98	H	W, 67-56
02/02/98	A	W, 62-49
01/04/99	A	W, 72-68
01/30/99	H	W, 58-48
01/27/00	A	L, 57-76
02/24/00	H	W, 76-63

NC STATE
LADY RAIDERS LEAD, 1-0
H: 0-0 | A: 0-0 | N: 1-0

03/19/05	N	W, 60-58
----------	---	----------

NEVADA
LADY RAIDERS LEAD, 1-0
H: 0-0 | A: 0-0 | N: 1-0

11/28/16	N	W, 90-46
----------	---	----------

NEW MEXICO STATE
LADY RAIDERS LEAD, 3-2
H: 1-1 | A: 2-1 | N: 0-0

02/22/01	A	W, 77-70
01/10/02	A	L, 67-88
01/23/03	H	L, 63-73
01/29/04	A	W, 52-51
01/29/05	H	W, 65, 41

NEW ORLEANS
LADY RAIDERS LEAD, 13-1
H: 5-0 | A: 5-1 | N: 3-0

01/27/01	H	W, 82-51
12/29/01	H	W, 77-54
01/18/03	A	L, 59-65
03/09/03	N	W, 69-55
01/24/04	H	W, 67-47
01/20/05	A	W, 59-51
03/04/05	N	W, 73-30
01/28/06	A	W, 90-41
01/13/07	A	W, 78-50
01/20/08	H	W, 80-61
01/24/09	A	W, 87-53
03/07/09	N	W, 82-47
12/30/09	A	W, 102-57
01/27/10	H	W, 78-60

NORFOLK STATE
LADY RAIDERS LEAD, 1-0
H: 1-0 | A: 0-0 | N: 0-0

11/29/03	N	W, 80-58
----------	---	----------

NORTH ALABAMA
LADY RAIDERS LEAD, 2-0
H: 1-0 | A: 1-0 | N: 0-0

02/06/82	H	W, 93-70
02/22/82	A	W, 81-53

NORTH CAROLINA
LADY RAIDERS LEAD, 1-0
H: 0-0 | A: 0-0 | N: 1-0

03/21/04	N	W, 67-62
----------	---	----------

NORTH DAKOTA STATE
SERIES TIED, 1-1
H: 1-0 | A: 0-1 | N: 0-0

12/04/05	A	L, 58-65
01/02/07	H	W, 93-63

NORTH TEXAS
LADY RAIDERS LEAD, 26-4
H: 14-1 | A: 10-2 | N: 2-1

01/06/01	A	L, 72-85
03/03/01	N	L, 54-72
01/19/02	H	L, 72-74
02/06/03	A	W, 70-56
02/12/04	H	W, 64-55
03/07/04	N	W, 81-66
02/12/05	A	W, 64-49
03/06/05	A	W, 59-58 (OT)
02/08/06	A	L, 64-69
01/24/07	A	W, 70-56
01/26/08	H	W, 89-50
12/31/08	A	W, 72-52
02/15/09	H	W, 113-58
01/30/10	H	W, 119-51
03/07/10	N	W, 106-66
01/05/11	H	W, 83-63
02/02/12	A	W, 70-68
12/27/12	H	W, 66-64
01/24/13	A	W, 60-47
01/08/14	H	W, 86-42
02/14/15	H	W, 85-59
01/21/16	A	W, 76-52
01/07/17	H	W, 60-52
01/18/18	H	W, 56-48
01/26/19	H	W, 61-46
02/06/20	A	W, 80-60
03/05/20	H	W, 74-63
01/09/22	H	W, 80-52
1/7/23	A	W, 76-57
3/2/23	H	W, 72-45

NORTHERN KENTUCKY
SERIES TIED, 1-1
H: 0-0 | A: 0-1 | N: 1-0

01/04/80	A	L, 69-70
11/28/86	N	W, 70-69

NOTRE DAME
FIGHTING IRISH LEAD, 1-0
H: 0-0 | A: 0-1 | N: 0-0

03/23/04	A	L, 46-59
----------	---	----------

OHIO
BOBCATS LEAD, 3-0
H: 0-1 | A: 0-2 | N: 0-0

12/29/15	A	L, 49-72
----------	---	----------

11/30/16	H	L, 52-73
03/24/19	A	L, 57-59

OKLAHOMA
SOONERS LEAD, 2-0
H: 0-0 | A: 0-1 | N: 0-1

11/25/85	N	L, 75-83
11/19/08	A	L, 65-85

OKLAHOMA STATE
COWGIRLS LEAD, 1-0
H: 0-0 | A: 0-0 | N: 0-1

01/03/91	N	L, 70-88
----------	---	----------

OLD DOMINION
LADY RAIDERS LEAD, 8-6
H: 5-3 | A: 2-3 | N: 1-0

12/19/06	H	W, 86-71
11/10/07	A	L, 68-76
01/25/14	H	W, 62-49
01/22/15	A	W, 65-48
01/16/16	H	L, 58-61
03/12/16	N	W, 70-54
02/09/17	A	W, 80-63
03/03/18	H	W, 65-47
02/09/19	A	L, 65-70
01/02/20	H	L, 56-67
02/26/21	H	L, 57-74
02/27/21	H	W, 74-70
02/10/22	A	L, 56-58
03/05/22	H	W, 62-44

OLE MISS
REBELS LEAD, 14-6
H: 4-3 | A: 1-8 | N: 1-3

12/14/78	N	L, 61-68
12/13/79	N	W, 69-63
01/08/82	A	L, 66-67
12/17/83	A	L, 72-84
01/31/85	H	L, 66-77
12/21/85	A	L, 80-95
01/03/87	H	L, 63-95
12/17/87	A	L, 63-77
01/02/91	N	L, 59-78
12/29/94	N	L, 56-103
11/24/95	H	W, 88-86
11/22/96	A	L, 60-94
11/15/97	H	L, 60-61
12/16/99	A	L, 44-76
12/06/00	A	L, 53-72
12/01/01	H	W, 74-64
11/23/14	A	W, 71-65
03/26/15	H	W, 82-70
11/22/15	H	W, 84-75
11/29/17	A	L, 56-65

ORAL ROBERTS
LADY RAIDERS LEAD, 2-0
H: 2-0 | A: 0-0 | N: 0-0

01/22/92	H	W, 83-76
12/10/93	H	W, 81-55

OREGON
LADY RAIDERS LEAD, 1-0
H: 0-0 | A: 0-0 | N: 1-0

12/03/93	N	W, 79-74
----------	---	----------



ALL-TIME SERIES HISTORY

OREGON STATE BEAVERS LEAD, 1-0 H: 0-0 A: 0-0 N: 0-1		
03/23/14	N	L, 36-55
PENN STATE SERIES TIED, 1-1 H: 0-0 A: 0-1 N: 1-0		
12/18/05	N	W, 79-65
11/13/11	A	L, 49-65
PORTLAND STATE VIKINGS LEAD, 1-0 H: 0-0 A: 0-0 N: 0-1		
12/02/89	N	L, 64-69
QUINNIPIAC LADY RAIDERS LEAD, 1-0 H: 0-0 A: 0-0 N: 1-0		
12/27/86	N	W, 89-59
RADFORD LADY RAIDERS LEAD, 1-0 H: 0-0 A: 0-0 N: 1-0		
12/03/95	N	W, 84-73
RICE LADY RAIDERS LEAD, 11-4 H: 6-1 A: 2-1 N: 3-2		
02/08/14	H	W, 65-54
02/12/15	H	W, 79-61
01/23/16	A	W, 61-60
03/10/16	N	W, 74-54
01/05/17	H	W, 71-61
03/09/17	N	W, 61-59
02/17/18	H	W, 51-41
03/08/18	N	L, 53-61
02/24/19	H	L, 47-60
03/16/19	N	L, 54-69
02/08/20	A	L, 60-77
03/13/21	N	W, 68-65
01/7/22	H	W, 87-63
12/20/22	A	W, 74-68
1/11/23	H	W, 85-56
SAN FRANCISCO DONS LEAD, 2-0 H: 0-0 A: 0-1 N: 0-1		
11/26/89	N	L, 57-82
12/14/91	A	L, 54-70
SAN JOSE STATE LADY RAIDERS LEAD, 1-0 H: 0-0 A: 0-0 N: 1-0		
12/13/91	N	W, 88-54
SETON HALL PIRATES LEAD, 1-0 H: 0-1 A: 0-0 N: 1-0		
03/31/22	H	L, 73-74
SHORTER HAWKS LEAD, 1-0 H: 0-1 A: 0-0 N: 0-0		
11/29/76	H	L, 69-73

SIENA LADY RAIDERS LEAD, 1-0 H: 0-0 A: 0-0 N: 1-0		
12/28/88	N	W, 103-62
SOUTH ALABAMA LADY RAIDERS LEAD, 21-4 H: 9-1 A: 9-1 N: 3-2		
12/19/80	N	L, 50-51
01/09/82	N	W, 72-55
11/26/85	N	L, 63-79
01/13/01	H	L, 71-79
02/14/02	H	W, 71-66
01/16/03	A	L, 58-72
01/22/04	H	W, 56-55
01/22/05	A	W, 63-46
01/19/06	A	W, 59-58
12/14/06	A	W, 93-58
02/03/07	H	W, 86-58
03/03/07	N	W, 79-52
12/22/07	A	W, 80-46
02/14/08	H	W, 66-46
01/04/09	A	W, 80-57
02/18/09	H	W, 90-64
03/09/09	N	W, 77-71
02/06/10	A	W, 100-52
02/21/10	H	W, 100-78
01/02/11	A	W, 67-59
02/05/11	H	W, 71-48
12/31/11	H	W, 60-39
01/21/12	A	W, 60-53
01/05/13	A	W, 60-39
02/20/13	H	W, 69-48
SOUTH CAROLINA LADY RAIDERS LEAD, 2-1 H: 1-0 A: 1-1 N: 0-0		
03/12/86	A	W, 78-77 (OT)
12/16/02	A	L, 50-65
12/18/04	H	W, 69-56
SOUTH CAROLINA STATE LADY RAIDERS LEAD, 2-0 H: 1-0 A: 1-0 N: 0-0		
12/14/02	A	W, 70-57
12/22/03	H	W, 76-54
SOUTH DAKOTA STATE JACKRABBITS LEAD, 5-4 H: 3-2 A: 1-3 N: 0-0		
01/03/05	H	L, 56-58
12/02/05	A	W, 79-72
11/13/06	H	L, 61-72
12/13/09	A	L, 61-87
11/28/10	H	W, 70-51
11/17/11	H	W, 59-49
12/01/12	A	L, 56-63
12/21/13	H	W, 59-44
12/15/14	A	L, 61-65
SOUTHEASTERN LOUISIANA LADY RAIDERS LEAD, 1-0 H: 0-0 A: 0-0 N: 1-0		
11/29/13	N	W, 81-57

SOUTHEAST MISSOURI LADY RAIDERS LEAD, 16-4 H: 7-2 A: 7-2 N: 2-0		
01/11/92	H	W, 81-57
02/24/92	A	W, 82-67
01/30/93	A	W, 65-58
02/27/93	H	W, 75-65
01/17/94	A	W, 70-67
02/14/94	H	L, 64-68
03/05/94	N	W, 71-70
01/16/95	H	W, 73-64
02/11/95	A	W, 78-67
01/13/96	H	W, 78-64
02/12/96	A	L, 81-82
01/18/97	H	L, 73-74 (OT)
02/17/97	A	W, 78-63
01/10/98	A	W, 89-71
02/07/98	H	W, 95-67
01/07/99	H	W, 82-75
02/04/99	A	L, 73-76
12/04/99	H	W, 85-81
02/08/00	A	W, 67-58
02/29/00	N	W, 76-57
SOUTHERN LADY RAIDERS LEAD, 1-0 H: 0-0 A: 1-0 N: 0-0		
12/03/82	A	W, 87-78
SOUTHERN ILLINOIS LADY RAIDERS LEAD, 5-1 H: 3-0 A: 2-1 N: 0-0		
11/26/95	H	W, 66-48
12/15/96	A	L, 72-91
01/28/03	A	W, 87-63
11/24/03	H	W, 76-62
12/17/21	H	W, 62-61
11/12/22	A	W, 90-38
SOUTHERN INDIANA LADY RAIDERS LEAD, 2-0 H: 2-0 A: 0-0 N: 0-0		
03/02/93	H	W, 89-77
12/11/93	H	W, 94-72
SOUTHERN MISS GOLDEN EAGLES LEAD, 9-8 H: 3-3 A: 2-4 N: 3-2		
12/15/77	N	W, 82-75 (OT)
12/17/79	A	L, 65-77
02/05/14	A	L, 56-68
03/15/14	N	W, 84-55
01/15/15	H	L, 75-77
02/05/15	A	L, 65-70
03/13/15	N	L, 53-65
02/13/16	H	W, 74-44
01/26/17	A	L, 61-81
03/10/17	N	L, 54-59
01/20/18	H	L, 53-61
01/10/19	H	W, 66-49
01/25/20	A	W, 77-69
01/15/21	H	W, 78-58
01/16/21	H	L, 61-69
01/22/22	A	W, 81-71
03/10/22	N	W, 70-50

ST. BONAVENTURE LADY RAIDERS LEAD, 1-0 H: 0-0 A: 0-0 N: 1-0		
12/20/10	N	W, 58-53
TCU LADY RAIDERS LEAD, 2-1 H: 1-0 A: 0-1 N: 1-0		
12/17/88	N	W, 70-53
12/29/19	H	W, 82-70
12/13/20	A	L, 77-83
TEMPLE OWLS LEAD, 1-0 H: 0-1 A: 0-0 N: 0-0		
03/29/15	H	L, 57-69
TENNESSEE LADY VOLTS LEAD, 15-0 H: 0-4 A: 0-7 N: 0-4		
03/06/76	N	L, 70-73
03/02/77	N	L, 66-87
01/17/78	H	L, 79-87
12/05/78	A	L, 63-87
11/26/79	H	L, 48-63
02/27/81	N	L, 47-66
03/14/84	A	L, 52-70
11/26/06	A	L, 64-88
12/13/07	A	L, 61-84
12/11/08	A	L, 52-81
11/25/09	H	L, 52-69
11/29/11	A	L, 43-82
11/28/12	A	L, 81-88 (OT)
11/08/13	H	L, 57-67
03/21/21	N	L, 62-87
TENNESSEE STATE LADY RAIDERS LEAD, 33-10 H: 17-4 A: 16-4 N: 0-2		
01/14/80	A	W, 84-52
02/04/80	H	W, 69-55
12/08/80	H	W, 84-67
01/19/81	A	W, 80-65
12/05/81	H	W, 53-43
01/16/82	A	W, 71-66
11/26/82	H	W, 88-67
02/01/83	A	W, 77-68
01/31/87	A	W, 91-56
02/26/87	H	W, 111-64
02/05/88	A	W, 90-72
02/20/88	H	W, 91-61
01/09/89	H	W, 81-53
02/04/89	A	W, 81-61
01/15/90	A	L, 74-77
02/24/90	H	W, 67-53
01/28/91	H	W, 77-67
02/09/91	A	W, 63-62
01/18/92	A	W, 94-68
02/17/92	H	W, 99-69
01/13/93	H	L, 72-78
02/11/93	A	W, 105-103 (2OT)
01/19/94	H	L, 59-68
02/05/94	A	L, 80-86
03/06/94	N	L, 66-88
01/18/95	A	L, 56-68



ALL-TIME SERIES HISTORY

02/18/95	H	L, 70-76
03/05/95	N	L, 71-83
01/16/96	H	W, 70-52
02/10/96	A	W, 73-60
01/08/97	H	W, 64-61
02/13/97	A	L, 79-82
01/17/98	H	W, 76-74
02/14/98	A	W, 80-78
01/14/99	A	W, 89-50
02/11/99	H	W, 81-79
02/23/99	H	L, 79-82
01/22/00	H	W, 84-66
02/19/00	A	W, 62-38
11/17/00	H	W, 90-68
11/16/01	A	W, 77-57
12/28/02	H	W, 83-62
12/15/03	A	W, 82-63
12/18/11	H	W, 94-53

TENNESSEE TECH
LADY RAIDERS LEAD, 45-39
H: 29-10 | A: 16-23 | N: 0-6

01/17/76	H	L, 75-86
02/16/76	A	L, 58-99
03/06/76	N	L, 68-84
01/10/77	A	L, 67-97
02/05/77	H	W, 80-78
01/14/78	H	L, 81-88
02/15/78	A	L, 66-81
03/02/78	N	L, 68-96
01/13/79	A	L, 73-107
12/14/79	N	L, 68-71 (OT)
01/10/80	H	W, 72-57
02/07/80	A	L, 69-72
02/29/80	N	L, 70-72
01/08/81	A	W, 76-66
02/05/81	H	W, 81-78
02/28/81	N	L, 79-87
12/19/81	H	L, 67-81
01/30/82	A	L, 68-74
01/15/83	A	W, 74-72
02/12/83	H	W, 95-77
01/07/84	A	W, 70-66
03/03/84	H	W, 85-64
03/07/84	H	W, 71-64
01/07/85	H	W, 62-58
02/21/85	A	L, 86-92 (OT)
03/05/85	H	W, 67-61
01/06/86	A	L, 58-77
02/03/86	H	W, 72-69
03/06/86	H	W, 66-63
01/05/87	A	L, 74-78
02/02/87	H	W, 94-85
03/05/87	A	L, 67-71
01/09/88	H	W, 63-55
03/03/88	A	L, 79-83
03/10/88	H	W, 79-62
01/16/89	A	L, 65-74
02/25/89	H	W, 73-65
01/08/90	H	L, 49-71
02/03/90	A	L, 69-79
01/26/91	H	L, 58-64
02/11/91	A	L, 70-86

03/05/91	A	L, 59-84
01/20/92	A	L, 80-86
02/15/92	H	L, 92-93 (OT)
01/23/93	A	L, 72-91
02/15/93	H	W, 77-71
03/09/93	A	L, 73-80
01/29/94	H	W, 74-70
02/17/94	A	L, 74-83
01/28/95	H	L, 48-69
02/09/95	A	W, 66-63
01/11/96	A	W, 88-57
02/15/96	H	W, 75-64
01/11/97	H	L, 61-71
02/08/97	A	W, 71-65
02/28/97	N	L, 56-59
01/07/98	A	W, 59-56
01/14/98	H	L, 55-74
12/05/98	H	W, 74-63
01/12/99	A	L, 63-85
01/15/00	A	L, 60-77
02/12/00	H	W, 90-82
12/10/00	A	W, 87-74
12/09/01	H	L, 64-68 (OT)
11/25/02	A	W, 71-59
11/21/03	H	W, 65-52
12/09/04	A	L, 50-52
12/21/05	H	W, 74-46
11/29/06	A	W, 68-50
11/14/07	H	W, 89-62
12/28/08	A	W, 101-66
11/28/09	H	W, 76-39
12/01/10	A	W, 71-58
11/23/11	H	W, 74-55
11/20/12	A	W, 65-59 (OT)
01/02/14	H	W, 84-53
12/28/14	A	W, 98-76
12/20/15	H	W, 69-53
11/19/16	A	W, 73-62
11/14/17	H	W, 58-44
11/16/18	A	L, 64-68
11/21/19	H	W, 64-58
11/22/21	A	W, 65-47
12/1/22	H	W, 83-45

TEXAS SOUTHERN
LADY RAIDERS LEAD, 1-0
H: 0-0 | A: 0-0 | N: 1-0

12/12/99	N	W, 76-55
----------	---	----------

TEXAS TECH
RED RAIDERS LEAD, 3-0
H: 0-0 | A: 0-0 | N: 0-3

11/24/89	N	L, 61-76
03/21/05	N	L, 69-80
11/25/22	N	L, 66-72

TOLEDO
LADY RAIDERS LEAD, 1-0
H: 0-0 | A: 1-0 | N: 0-0

03/28/22	A	W, 73-71
----------	---	----------

TULANE
LADY RAIDERS LEAD, 3-2
H: 1-1 | A: 2-1 | N: 0-0

03/05/14	A	W, 64-52
12/03/16	H	W, 62-59
12/17/17	A	L, 44-62
11/14/19	A	W, 64-62
12/09/20	H	L, 78-81

TULSA
LADY RAIDERS LEAD, 1-0
H: 0-0 | A: 1-0 | N: 0-0

02/1/14	A	W, 67-57
---------	---	----------

TROY
LADY RAIDERS LEAD, 20-2
H: 10-1 | A: 9-1 | N: 1-0

12/11/92	H	W, 88-65
02/19/94	A	W, 71-59
01/21/06	H	W, 91-60
01/06/07	H	W, 90-55
02/22/07	A	W, 68-60
01/17/08	A	W, 87-53
03/01/08	H	W, 61-50
03/08/08	N	W, 74-51
12/20/08	H	W, 82-46
02/11/09	A	W, 75-60
02/03/10	H	W, 84-51
02/17/10	A	W, 106-84
01/19/11	H	W, 103-52
02/17/11	A	W, 80-61
01/05/12	A	W, 72-66 (OT)
01/25/12	H	W, 82-52
02/10/13	H	L, 70-74 (OT)
02/28/13	A	W, 85-63
12/14/17	H	W, 73-57
12/04/18	A	W, 67-64
12/17/20	H	W, 92-76
12/11/21	A	L, 76-77

UAB
LADY RAIDERS LEAD, 18-9
H: 8-3 | A: 8-4 | N: 2-1

11/23/90	N	L, 68-76
12/29/97	H	W, 65-41
11/19/98	A	W, 73-63
11/19/99	H	L, 67-70 (OT)
11/28/00	A	L, 71-76
12/19/05	A	L, 69-71
01/18/14	A	W, 61-55
03/01/14	H	W, 68-58
03/13/14	N	W, 69-59
01/04/15	A	W, 76-68
02/28/15	H	L, 57-62
01/03/16	H	W, 68-40
02/21/16	A	W, 77-72
01/01/17	A	W, 64-61
02/26/17	H	W, 87-56
01/06/18	H	L, 51-59
02/22/18	A	L, 58-65
02/02/19	H	W, 60-44
02/23/19	A	L, 72-77 (OT)
03/15/19	N	W, 75-65
02/15/20	A	W, 62-52

02/20/20	H	L, 59-61
01/28/21	A	W, 81-78 (OT)
01/30/21	H	W, 95-68
02/05/22	H	W, 75-55
1/16/23	A	W, 76-54
2/11/23	H	W, 63-42

UAH
LADY RAIDERS LEAD, 2-0
H: 1-0 | A: 1-0 | N: 0-0

01/13/88	H	W, 92-45
02/03/88	A	W, 105-32

UALR
LADY RAIDERS LEAD, 18-7
H: 9-1 | A: 5-5 | N: 4-1

01/08/01	H	W, 93-80
01/20/01	A	W, 77-61
01/26/02	A	W, 79-60
02/09/02	H	W, 81-63
01/11/03	H	W, 68-29
02/15/03	A	W, 69-52
01/17/04	A	L, 54-68
02/21/04	H	W, 71-54
01/13/05	H	W, 71-49
02/17/05	A	W, 62-54
01/14/06	A	L, 53-58
02/18/06	H	W, 65-58
01/20/07	A	W, 75-62
02/06/08	H	L, 53-66
03/10/08	N	W, 57-45
01/17/09	A	W, 67-62 (OT)
03/10/09	N	W, 74-54
01/09/10	A	L, 43-63
03/09/10	N	W, 70-68 (OT)
02/20/11	A	L, 61-69
02/12/12	H	W, 59-51
03/06/12	N	L, 70-71 (OT)
01/16/13	H	W, 65-56
02/16/13	A	L, 43-51
03/11/13	N	W, 53-48

UCF
LADY RAIDERS LEAD, 5-0
H: 2-0 | A: 3-0 | N: 0-0

12/22/00	A	W, 71-69
11/15/09	H	W, 78-53
12/07/10	A	W, 77-73
12/16/13	A	W, 63-51
12/20/14	H	W, 79-57

ULM
LADY RAIDERS LEAD, 10-0
H: 4-0 | A: 5-0 | N: 1-0

12/17/06	H	W, 103-89
02/07/07	A	W, 83-70
01/24/08	A	W, 64-61
01/31/09	H	W, 91-75
01/20/10	A	W, 74-55
02/02/11	H	W, 87-58
02/23/12	A	W, 67-53
02/02/13	A	W, 66-48
02/23/13	H	W, 74-53
03/09/13	N	W, 59-56



ALL-TIME SERIES HISTORY

UMKC

LADY RAIDERS LEAD, 1-0
H: 0-0 | A: 1-0 | N: 0-0

12/30/93 A W, 73-68

UNC ASHEVILLE

LADY RAIDERS LEAD, 6-0
H: 3-0 | A: 3-0 | N: 0-0

01/13/89 A W, 88-50
01/13/90 H W, 90-61
12/12/98 A W, 77-63
12/21/99 H W, 74-61
11/26/17 A W, 72-57
12/20/18 H W, 67-46

UNC WILMINGTON
LADY RAIDERS LEAD, 1-0
H: 0-0 | A: 0-0 | N: 1-0

11/11/11 N W, 79-60

UNCG

LADY RAIDERS LEAD, 1-0
H: 0-0 | A: 0-0 | N: 1-0

12/21/00 N W, 69-66

UNION (TENN.)

LADY RAIDERS LEAD, 6-3
H: 2-1 | A: 3-2 | N: 1-0

01/13/76 H L, 76-83
02/28/76 A W, 95-94
01/15/77 H W, 91-88
02/28/77 A L, 90-93 (OT)
12/10/77 A W, 80-69
01/09/78 A W, 92-84
11/30/78 A L, 80-91
01/15/79 H W, 67-60
12/16/83 N W, 74-62

UNLV

LADY RAIDERS LEAD, 2-0
H: 0-0 | A: 2-0 | N: 0-0

12/06/97 A W, 85-82 (OT)
11/25/18 A W, 66-62

USC

TROJANS LEAD, 1-0
H: 0-0 | A: 0-0 | N: 0-1

12/19/17 N L, 57-72

USF

LADY RAIDERS LEAD, 3-1
H: 2-1 | A: 1-0 | N: 0-0

01/12/90 H W, 79-64
11/12/04 H L, 62-70
11/14/10 H W, 71-59
12/18/13 A W, 68-62

UTAH

UTES LEAD, 2-0
H: 0-0 | A: 0-0 | N: 0-2

12/14/78 N L, 74-82
03/18/06 N L, 71-76

UT-ARLINGTON

LADY RAIDERS LEAD, 2-0
H: 1-0 | A: 0-0 | N: 1-0

12/16/88 N W, 73-62
12/04/93 A W, 87-66

UTEP

LADY RAIDERS LEAD, 11-3
H: 5-0 | A: 3-3 | N: 3-0

01/15/14 H W, 69-58
01/31/15 H W, 74-53
01/07/16 A L, 73-84
02/04/17 H W, 76-53
01/13/18 A W, 54-45
01/17/19 A W, 79-49
03/14/19 N W, 66-44
01/30/20 H W, 79-60
02/22//20 A W, 92-80
03/12/21 N W, 74-58
01/1/22 A L, 55-56
2/2/23 A L, 62-65
3/4/23 H W, 72-68 (OT)
3/10/23 N W, 68-62

UT MARTIN

LADY RAIDERS LEAD, 31-4
H: 14-1 | A: 14-3 | N: 3-0

01/24/76 H W, 91-66
02/24/76 A W, 81-76
03/04/76 N W, 87-79
03/02/77 N W, 69-67
01/31/78 A W, 89-61
03/01/78 A W, 70-54
02/21/79 A W, 73-69
02/02/80 H W, 63-49
02/16/81 A W, 75-62
01/24/83 A W, 75-68
02/21/83 H W, 86-65
01/23/84 H W, 76-55
02/07/84 A W, 86-79
01/10/85 A W, 95-55
02/14/85 H W, 80-64
01/16/92 A W, 90-69
02/03/92 H W, 110-66
01/18/93 A W, 76-54
02/08/93 H W, 81-73
01/03/94 A W, 83-65
01/31/94 H W, 84-60
01/05/95 H W, 105-96
01/30/95 A W, 95-89
01/27/96 H W, 96-78
02/26/96 A W, 76-70
01/27/97 A W, 76-36
02/22/97 H W, 68-50
01/05/98 H L, 32-57
01/31/98 A L, 71-83
03/01/98 N W, 59-58
01/02/99 A L, 70-90
01/28/99 H W, 88-71
01/29/00 A L, 70-73
02/26/00 H W, 78-77
12/05/01 H W, 73-55

UTSA

LADY RAIDERS LEAD, 9-1
H: 5-0 | A: 4-1 | N: 0-0

01/22/14 H W, 60-41
01/29/15 H W, 73-53
01/09/16 A W, 74-63
02/02/17 H W, 77-63
01/11/18 A W, 62-47
01/17/19 A W, 72-52
02/01/20 H W, 69-48
12/30/21 A W, 85-56
1/5/23 H W, 80-41
2/4/23 A L, 53-58

VANDERBILT

LADY RAIDERS LEAD, 14-8
H: 7-3 | A: 6-5 | N: 1-0

12/01/76 H W, 91-26
02/13/77 A W, 89-41
12/11/78 H W, 69-67
02/26/79 A W, 74-70
11/24/79 A W, 67-66
02/28/80 N W, 76-57
12/06/80 H L, 88-89
02/03/82 A W, 76-71
01/19/83 A W, 86-81
02/16/83 H W, 73-66 (OT)
01/17/84 H L, 60-66
01/31/84 A L, 67-83
01/06/88 A L, 67-70
12/06/88 H W, 81-73
02/15/90 A L, 70-88
02/06/91 H L, 66-79
01/30/92 A L, 61-90
03/18/12 A L, 46-60
11/10/17 A W, 65-54
11/09/18 H W, 65-58
11/15/21 H W, 55-46
03/24/22 H W, 55-53

VCU

LADY RAIDERS LEAD, 2-0
H: 1-0 | A: 1-0 | N: 0-0

12/18/19 H W, 86-63
11/12/21 A W, 54-46

VIRGINIA
CAVALIERS LEAD, 3-0
H: 0-1 | A: 0-2 | N: 0-0

01/02/06 A L, 63-79
11/13/15 H L, 66-70
11/11/16 A L, 51-63

WAGNER

SERIES TIED, 1-1
H: 0-0 | A: 1-1 | N: 0-0

12/29/88 A L, 75-80 (OT)
12/29/92 A W, 73-53

WAKE FOREST
LADY RAIDERS LEAD, 2-0
H: 2-0 | A: 0-0 | N: 0-0

03/09/17 H W, 73-66
03/21/22 H W, 67-55

WEST VIRGINIA

SERIES TIED, 1-1
H: 0-0 | A: 0-0 | N: 1-1

12/28/84 N W, 93-67
12/21/96 N L, 60-77

WESTERN CAROLINA

SERIES TIED, 2-2
H: 2-1 | A: 0-1 | N: 0-0

12/06/91 H W, 76-65
12/02/07 H L, 71-77
03/19/08 H W, 104-69
12/07/08 A L, 59-68

WESTERN KENTUCKY

LADY RAIDERS LEAD, 41-32
H: 24-8 | A: 13-22 | N: 4-2

02/26/77 H W, 89-81
01/28/78 H W, 74-70
02/25/78 A L, 63-83
01/27/79 A W, 86-79
02/24/79 H W, 82-63
12/03/79 H W, 54-49
01/24/80 H W, 60-46
02/21/80 A W, 56-53
01/22/81 A L, 76-77
02/19/81 H L, 88-94
01/14/82 A L, 63-67
02/13/82 H W, 69-62
12/08/82 H W, 71-64
12/30/83 A L, 69-72
03/17/85 N L, 83-90
12/09/85 A L, 78-103
12/02/86 H L, 71-78
12/09/87 A L, 51-83
02/07/89 H L, 64-77
02/28/90 A L, 64-80
01/15/93 H L, 77-97
11/29/98 A L, 62-83
02/01/01 A W, 85-83
02/24/01 H W, 75-70
01/17/02 H L, 66-71
02/22/02 A L, 62-66
01/04/03 H W, 74-62
03/01/03 A L, 73-84
03/11/03 A L, 83-86
02/05/04 H L, 68-70 (2OT)
02/26/04 A L, 71-79
03/09/04 A W, 79-57
02/03/05 A L, 67-71 (OT)
02/24/05 H W, 79-55
03/07/05 N W, 65-61
01/08/06 H W, 68-63
02/25/06 A L, 63-70
03/07/06 H W, 84-73
12/27/06 H W, 76-62
02/11/07 A W, 78-63
01/03/08 A L, 81-85
02/17/08 H W, 68-60
03/11/08 N L, 49-65
01/14/09 A W, 68-56
03/01/09 H W, 87-61
12/20/09 H W, 68-54
01/24/10 A W, 88-63



ALL-TIME SERIES HISTORY

03/08/10	N	W, 76-63
02/09/11	A	W, 72-66
02/27/11	H	W, 64-56
02/08/12	H	W, 67-64
02/26/12	A	W, 77-62
03/04/12	N	W, 65-57
01/27/13	H	W, 79-57
03/02/13	A	W, 71-54
02/21/15	A	L, 60-63
01/30/16	H	W, 83-75
02/25/16	A	L, 51-62
01/15/17	A	L, 51-66
02/16/17	H	L, 75-82
01/04/18	A	L, 43-57
02/15/18	H	L, 60-76
02/14/19	H	W, 81-69
03/07/19	A	L, 56-67
01/11/20	A	L, 63-71
02/29/20	H	W, 108-103 (2OT)
01/22/21	A	W, 75-65
01/23/21	A	W, 77-60
01/29/22	H	W, 71-64
02/26/22	A	L, 93-97
12/31/22	A	W, 80-75
2/9/23	H	W, 94-81
3/11/23	N	W, 82-10

WICHITA STATE

LADY RAIDERS LEAD, 1-0
H: 0-0 | A: 0-0 | N: 1-0

11/30/90	N	W, 63-44
----------	---	----------

WISCONSIN

LADY RAIDERS LEAD, 2-0
H: 0-0 | A: 0-0 | N: 2-0

11/29/86	N	W, 69-56
11/27/04	N	W, 77-74

WOFFORD

LADY RAIDERS LEAD, 1-0
H: 1-0 | A: 0-0 | N: 0-0

03/17/22	H	W, 86-56
----------	---	----------

WRIGHT STATE

LADY RAIDERS LEAD, 1-0
H: 0-0 | A: 0-0 | N: 1-0

11/30/13	N	W, 69-62
----------	---	----------

XAVIER

LADY RAIDERS LEAD, 7-4
H: 3-1 | A: 4-1 | N: 0-2

12/05/97	N	L, 62-78
12/15/00	N	L, 89-92
12/23/01	A	W, 68-60
12/03/03	A	W, 67-65
01/06/05	H	W, 64-58
12/03/09	A	L, 63-80
12/09/10	H	L, 52-65
12/09/11	A	W, 65-49
12/06/12	H	W, 63-48
12/07/14	H	W, 90-68
12/06/15	A	W, 62-53

YALE

LADY RAIDERS LEAD, 1-0
H: 0-0 | A: 0-0 | N: 1-0

12/28/92	N	W, 66-50
----------	---	----------

YOUNGSTOWN STATE
LADY RAIDERS LEAD, 10-0
H: 5-0 | A: 5-0 | N: 0-0

01/19/84	H	W, 87-59
02/23/84	A	W, 75-69
01/19/85	A	W, 91-81 (OT)
02/23/85	H	W, 87-74
01/25/86	H	W, 97-72
02/10/86	A	W, 77-66
01/24/87	A	W, 93-82
02/09/87	H	W, 76-55
01/16/88	A	W, 74-73
02/22/88	H	W, 80-78

OPPONENT	FIRST MEETING	LAST MEETING	RECORD
Akron	01/24/84	02/07/87	8-0
Alabama	12/03/77	11/27/15	2-8
Appalachian State	12/31/94	12/31/94	1-0
Arizona	11/25/07	11/28/08	2-0
Arizona State	11/14/14	12/01/19	0-3
Arkansas	02/05/83	11/20/14	0-5
Arkansas State	12/01/90	03/22/15	19-6
Auburn	12/04/85	11/29/19	1-4
Austin Peay	01/24/77	12/17/17	60-9
Ball State	03/19/15	03/15/18	1-1
Belmont	11/13/79	11/16/22	17-3
Berry	12/17/77	12/17/77	0-1
Blue Mountain	12/16/77	12/16/77	1-0
Brown	01/04/91	01/04/91	0-1
Bucknell	11/25/89	11/25/89	1-0
Canisius	12/20/17	12/20/17	1-0
Central Michigan	12/04/87	12/28/16	2-1
Central Missouri	12/15/79	12/15/79	0-1
Charlotte	02/22/14	03/09/23	15-1
Chattanooga	01/07/76	12/29/18	26-17
Chicago State	12/17/03	12/17/03	1-0
Cincinnati	12/29/84	12/29/04	1-5
Clemson	12/18/80	12/03/14	4-1
Colorado	03/18/23	03/18/23	0-1
Coppin State	12/05/17	12/05/17	1-0
Cumberland (Tenn.)	12/11/86	12/13/90	2-0
Dartmouth	11/24/18	11/24/18	1-0
Denver	01/18/01	02/04/12	12-3
Duke	03/14/98	03/14/98	0-1
East Carolina	02/26/14	11/09/21	3-0
Eastern Illinois	12/01/89	01/18/00	5-5
Eastern Kentucky	02/13/78	11/26/06	36-13
Erskine	11/14/98	11/14/98	1-0
ETSU	01/19/76	11/26/11	18-3
Evansville	12/08/84	12/11/85	2-0
Fairleigh Dickinson	12/30/94	12/30/94	1-0
Florida Atlantic	11/19/04	02/16/23	31-1
FIU	01/11/01	02/18/23	35-10
Florida State	11/26/83	03/19/16	1-2
Fordham	12/30/18	12/30/18	0-1
Furman	01/15/97	11/24/19	3-2
Georgia	11/23/84	03/20/11	1-12
Georgia Southern	12/15/95	11/25/05	3-0
Georgia State	11/27/87	11/29/18	7-0
Georgia Tech	12/03/10	12/03/17	0-5
Gonzaga	03/17/07	11/30/19	1-1
Hawai'i	12/23/96	12/23/96	0-1
Hiwassee JC	12/13/75	01/10/76	0-2
Houston	12/19/91	12/14/22	4-5
Illinois	11/27/21	11/27/21	1-0
Indiana	12/05/87	11/22/08	2-2
Iowa	11/14/12	11/14/12	0-1
IUPUI	03/21/19	03/21/19	1-0
Jackson State	12/28/80	12/10/94	3-2
James Madison	12/12/10	11/20/11	1-1
Kansas	03/16/88	03/16/96	0-2
Kansas State	12/17/01	12/21/10	1-2
Kennesaw State	01/04/88	12/12/13	3-0
Kentucky	11/18/77	11/10/19	5-16
Lafayette	11/15/08	11/15/08	1-0
Lambuth	12/10/75	02/27/76	2-0
Louisiana Tech	03/17/83	02/25/25	10-7
Lipscomb	11/23/81	12/05/21	14-0
Louisiana	02/17/01	01/19/13	19-0
Louisville	12/12/92	12/04/22	2-6
LSU	12/04/82	11/18/09	2-3
Maine	12/28/86	11/18/06	1-2
Manhattan	11/28/03	11/28/03	0-1



ALL-TIME SERIES HISTORY

OPPONENT	FIRST MEETING	LAST MEETING	RECORD
Marist	03/19/07	03/19/07	0-1
Marquette	11/26/21	11/26/21	0-1
Marshall	02/19/14	02/24/22	12-2
Maryland	11/10/06	12/05/07	0-2
Maryville	12/06/76	12/18/76	2-0
Memphis	03/04/76	12/10/22	10-8
Memphis JV	02/06/76	02/06/76	1-0
Mercer	12/03/21	11/07/22	1-1
Miami (Fla.)	12/30/80	11/17/14	2-1
Miami (Ohio)	01/05/80	12/29/80	2-0
Michigan State	03/22/09	03/22/09	0-1
Milwaukee	12/07/02	12/07/02	0-1
Minnesota	11/19/06	11/19/06	1-0
Mississippi College	12/02/88	12/02/88	1-0
Mississippi State	02/07/76	12/01/13	5-3
Mississippi University for Women	02/06/76	12/20/80	1-1
Mississippi Valley State	11/21/18	11/21/18	1-0
Missouri	01/11/78	12/20/96	0-2
Missouri State	12/17/15	11/26/22	3-0
Montevallo	11/29/97	11/27/99	2-0
Morehead State	01/17/77	03/16/17	44-7
Morris Brown	01/29/02	01/29/02	1-0
Murray State	12/04/75	02/24/00	44-13
NC State	03/19/05	03/19/05	1-0
Nevada	11/28/15	11/28/15	1-0
New Mexico State	02/22/01	01/29/05	3-2
New Orleans	01/27/01	01/27/10	13-1
Norfolk State	11/29/03	11/29/03	1-0
North Alabama	02/06/82	02/22/82	2-0
North Carolina	03/21/04	03/21/04	1-0
North Dakota State	12/04/05	01/02/07	1-1
North Texas	01/06/01	03/02/23	25-4
Northern Kentucky	01/04/80	11/28/86	1-1
Notre Dame	03/23/04	03/23/04	0-1
Ohio	12/29/15	03/24/19	0-3
Oklahoma	11/25/85	11/19/08	0-2
Oklahoma State	01/03/91	01/03/91	0-1
Ole Miss	12/14/78	11/29/17	6-14
Old Dominion	12/19/06	03/05/22	8-6
Oral Roberts	01/22/92	12/10/93	2-0
Oregon	12/03/93	12/03/93	1-0
Oregon State	03/23/14	03/23/14	1-0
Penn State	12/18/05	11/13/11	1-1
Portland State	12/02/89	12/02/89	0-1
Quinnipiac	12/27/86	12/27/86	1-0
Radford	12/03/95	12/03/95	1-0
Rice	02/08/14	01/11/23	11-4
San Francisco	11/26/89	12/14/91	0-2
San Jose State	12/13/91	12/13/91	1-0
Seton Hall	03/31/22	03/31/22	0-1
Shorter	11/29/76	11/29/76	0-1
Siena	12/28/88	12/28/88	1-0
South Alabama	12/19/80	02/20/13	21-4
South Carolina	03/12/86	12/18/04	2-1
South Carolina State	12/14/02	12/22/03	2-0
South Dakota State	01/03/05	12/15/14	4-5
Southeast Missouri	01/11/92	02/29/00	16-4
Southeastern Louisiana	11/29/13	11/29/13	1-0
Southern	12/03/82	12/03/82	1-0
Southern Illinois	11/26/95	11/12/22	5-1
Southern Indiana	03/02/93	12/11/93	2-0
Southern Miss	12/15/77	03/10/22	8-9
St. Bonaventure	12/20/10	12/20/10	1-0
TCU	12/17/88	12/13/20	2-1
Temple	03/29/15	03/29/15	0-1
Tennessee	03/06/76	03/21/21	0-15
Tennessee State	01/14/80	12/18/11	34-10
Tennessee Tech	01/17/76	12/01/22	45-39

OPPONENT	FIRST MEETING	LAST MEETING	RECORD
Texas Southern	12/12/99	12/12/99	1-0
Texas Tech	11/24/89	11/25/22	0-3
Toledo	03/28/22	03/28/22	1-0
Troy	12/11/92	12/11/21	20-2
Tulane	03/05/14	12/09/20	3-2
Tulsa	02/01/14	02/01/14	1-0
UAB	11/23/90	02/11/23	18-9
UAH	01/13/88	02/03/88	2-0
UALR	01/08/01	03/11/13	18-7
UCF	12/22/00	12/20/14	5-0
ULM	12/17/06	03/09/13	10-0
UMKC	12/30/93	12/30/93	1-0
UNC Asheville	01/13/89	12/20/18	6-0
UNC Wilmington	11/11/11	11/11/11	1-0
UNCG	12/21/00	12/21/00	1-0
Union (Tenn.)	01/13/76	12/16/83	6-3
UNLV	12/06/97	11/25/18	2-0
USC	12/19/17	12/19/17	0-1
USF	01/12/90	12/18/13	3-1
Utah	12/14/78	03/18/06	0-2
UT-Arlington	12/16/88	12/04/93	2-0
UTEP	01/15/14	03/10/23	11-3
UT Martin	01/24/76	12/05/01	31-4
UTSA	01/22/14	2/4/23	9-1
Vanderbilt	12/01/76	03/24/22	14-8
VCU	12/18/19	11/12/21	2-0
Virginia	01/02/06	11/11/16	0-3
Wagner	12/29/88	12/29/92	1-1
Wake Forest	03/19/17	03/21/22	2-0
West Virginia	12/28/84	12/21/96	1-1
Western Carolina	12/06/91	12/07/08	2-2
Western Kentucky	02/26/77	03/11/23	41-32
Wichita State	11/30/90	11/30/90	1-0
Wisconsin	11/29/86	11/27/04	2-0
Wofford	03/17/22	03/17/22	1-0
Wright State	11/30/13	11/30/13	1-0
Xavier	12/05/97	12/06/15	7-4
Yale	12/28/92	12/28/92	1-0
Youngstown State	01/19/84	02/22/88	10-0



THE MURPHY CENTER

CHARLES M. MURPHY ATHLETIC CENTER

The Charles M. Murphy Athletic Center, commonly known as the Murphy Center, is the home of the Blue Raider athletic department at Middle Tennessee State University. Opening its doors on December 11, 1972, the building is named in honor of Charles M. Murphy, the former director of athletics. He was a standout athlete in the 1930s and also served as the head coach of MTSU football (1947–1968), basketball (1948–1949), and baseball (1951, 1953–1955) programs.

Situated on the northwest edge of campus, adjacent to Johnny “Red” Floyd Stadium, the Murphy Center houses most of the university’s athletics offices, several classrooms, multiple practice gymnasiums, training rooms, locker rooms, weight rooms, dance studios, racquetball courts, and notably, the 11,802-seat multi-purpose Monte Hale Arena.

Known as the “Glass House,” the Murphy Center is the home of Middle Tennessee men’s and women’s basketball. It has hosted numerous events, including multiple conference tournaments, an NCAA Regional, MTSU indoor track and field, the Tennessee Secondary School Athletic Association’s boys and girls Division I state high school basketball championships, commencement ceremonies, and various concerts. Renowned artists such as Elvis Presley, Bon Jovi, KISS, The Judds, Johnny Cash, Garth Brooks, Elton John, U2, Diana Ross, Jack Harlow, and more have graced its stage.

Scheduled upgrades and revitalization are planned for the entrance and seating bowl of the Murphy Center, ensuring it remains an ideal venue for hosting events. Future projects include a grand, fan-friendly entrance, a large interior atrium, a ticket office, and state-of-the-art training and skills center for both basketball programs.

ATTENDANCE RECORDS



TOP 10 CROWDS

Date	Opponent.....	Attendance
11/25/09	No. 6/5 Tennessee	11,802
11/8/13	No. 4/4 Tennessee	11,227
11/10/06	No. 1/1 Maryland	10,010
12/28/07	No. 8/8 LSU	7,858
11/08/18	Vanderbilt	7,842
2/18/12	Florida Atlantic.....	7,605
2/23/13	ULM.....	7,026
2/17/08	WKU	6,958
11/22/15	Ole Miss	6,605
11/09/12	Kennesaw State.....	5,806

** Excluding Education Day Games*

TOP 10 CROWDS WITH EDUCATION DAY GAMES

Date	Opponent.....	Attendance
11/25/09	No. 6/5 Tennessee	11,802
12/4/19	Lipscomb*	11,415
12/17/15	Missouri State*	11,411
11/29/18	Georgia State*	11,310
12/3/14	Clemson*	11,307
12/5/17	Coppin State*	11,305
11/8/13	No. 4/4 Tennessee	11,227
11/30/16	Ohio*	11,222
12/4/12	Austin Peay*	10,107
12/12/13	Kennesaw State*	10,028





BLUE RAIDER TRADITIONS

THE MASCOT

In Greek mythology, the winged horse possessed superior cunning and speed. The thundering horse of the gods was entrusted to carry awesome lightning bolts and could only be harnessed by a noble being with a pure heart. Character, talent, and strength were required to mount and ride the fabled winged horse.

Today, this winged horse is a fitting symbol of a university that has earned its wings and excels in many academic arenas, including historic preservation, teacher training, aerospace, political science, horse science, and recording industry. But the winged horse is more than a symbol of physical accomplishment; it's also a symbol of character and the responsible wielding of power.

The challenge of all great universities and university athletic departments is to help studentathletes build character as well as strength. This winged horse, Lightning, is a symbol to Middle Tennessee students, athletes, and alumni of the soaring school spirit they experience at sporting events.

For its nobility and character, the winged horse was immortalized in the stars. Now, with breathtaking speed and thundering, unbridled power, Lightning strikes, forevermore, fear in the hearts of Blue Raider opponents and leads Middle Tennessee to victory!

BLUE RAIDERS

In the early days of athletics at Middle Tennessee State University, the teams were known by several nicknames. Among these were Teachers, Normalites, and Pedagogues.

In 1934, it was decided that the school needed a specific nickname. During football season that year, the Murfreesboro Daily News Journal held a contest to name the team.

The late Charles Sarver, then a Middle Tennessee football player and later principal at White County High School in Sparta, Tenn., won the \$5 prize for his entry of "Blue Raiders." Sarver later indicated he had "borrowed" the nickname of the Colgate Red Raiders but substituted MTSU Blue for Colgate Red. Ever since then, Middle Tennessee athletic teams have been known as the Blue Raiders.

For a time, the "unofficial" mascot for the Blue Raiders was a costumed, cartoon-like dog that debuted in the 1980s. A reasonable facsimile of a bluetick hound, the affable character was dubbed "Ole Blue."

On January 17, 1998, the current mascot, "Lightning," was born. The mascot was unveiled at a basketball game in Murphy Center. The introduction of Lightning gave a new identity to the nickname Blue Raiders.



BLUE RAIDER TRADITIONS

THE LOGO

The first official athletic logo was unveiled on January 17, 1998 after a committee worked nearly two years on the project. The logo that debuted was a picture of a winged horse which snorts lightning bolts between the nickname Blue Raiders and MTSU.

In time, Chris Brady of the Publications and Graphics Department continued to work on the logo to offer some variations. It was Brady who came up with the concept of the current logo that is recognized as the athletic department's primary logo today - a flying horse with a lightning bolt on top of a blue MT.

THE COLORS

During the early spring of 1912, President Jones appointed two faculty members and a student leader to bring to the faculty recommendations for school colors. The two faculty members were Jeannette Moore King and Tommie Reynolds, and the student leader was Q.M. Smith. They met in the east corner first floor room of the women's dormitory and after considerable discussion reached consensus on the two colors, blue and white. The committee pointed out in its report to the president that blue and white more nearly approximated the wearing apparel colors of the early Normal students and "school affiliation and spirit could be displayed in a more economical and practical manner." The committee further stated that school colors embodied in everyday apparel could be purchased across the counter in any general merchandise store. The 1913 football team carried the first blue and white motif.

FIGHT SONG

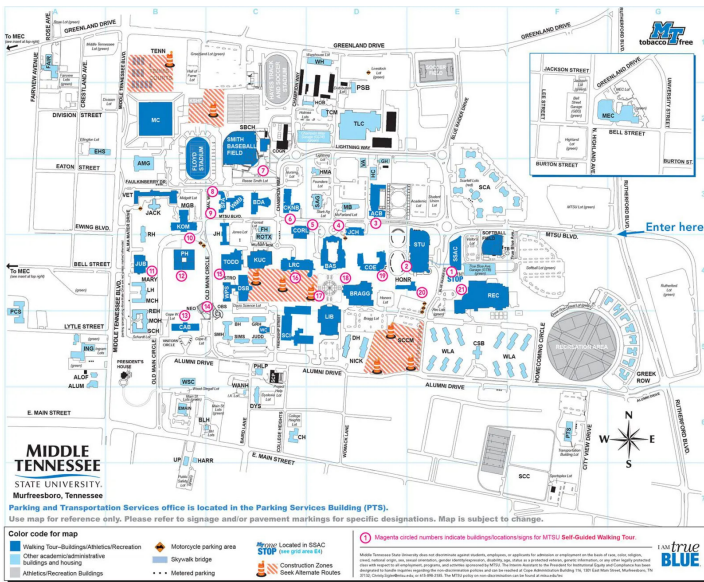
Blue Raiders ride on to vic-t'ry
 Never failing in the fight
 Upholding honor and tradition
 Of the name that's held most high
 M-T-S-U marching onward
 This will be our battle cry
 For the one, true pride of the Blue
 M-T-S-U Raiders Ride!

ALMA MATER

We sing thy praises,
 faithful guide of youth,
 Through all the ages
 affirmed and strong in truth.
 Alma Mater, Middle Tennessee
 We proudly offer
 our hearts in loyalty.



MIDDLE TENNESSEE STATE UNIVERSITY



OVERVIEW

Middle Tennessee State University (MTSU) is a public research university located in Murfreesboro, Tennessee. Founded in 1911, MTSU has grown to become the largest university in Middle Tennessee and is known for its diverse academic programs, cutting-edge research, and strong community engagement. With a commitment to student success and academic excellence, MTSU continues to be a leading institution in the region.

CAMPUS

The MTSU campus spans over 500 acres and offers a beautiful and vibrant environment for learning and personal growth. It features state-of-the-art facilities, modern classrooms, well-equipped laboratories, and expansive libraries that provide students with the resources they need for academic success. The university's commitment to sustainability is evident through various environmentally friendly initiatives implemented across the campus.

ACADEMICS

MTSU offers a wide range of academic programs across various disciplines, including arts, sciences, business, education, engineering, health sciences, journalism, liberal arts, and more. The university prides itself on maintaining a high standard of academic excellence, and its dedicated faculty members are experienced professionals who are committed to their students' success.

RESEARCH AND INNOVATION

MTSU is a hub for research and innovation, fostering an environment where students and faculty collaborate on cutting-edge projects. The university encourages interdisciplinary research and provides numerous opportunities for students to engage in hands-on research experiences. MTSU's research centers and institutes cover a broad spectrum of topics, contributing to advancements in various fields.

STUDENT LIFE

MTSU offers a vibrant and diverse student life experience. With over 300 student organizations and clubs, there are ample opportunities for students to explore their interests and passions outside the classroom. The university also hosts a wide array of cultural events, performances, and athletic activities that contribute to a lively campus atmosphere.

ATHLETICS

The MTSU Blue Raiders compete in NCAA Division I sports and are a part of Conference USA. The university's athletic teams participate in a range of sports, including football, basketball, soccer, baseball, and more. MTSU's athletic programs have a rich history of success and boast a dedicated fan base.

COMMUNITY ENGAGEMENT

MTSU actively engages with the local community and strives to make a positive impact beyond the campus boundaries. Through various outreach programs, community service initiatives, and partnerships with local organizations, the university emphasizes the importance of civic responsibility and social consciousness.

ADMISSION AND FINANCIAL AID

MTSU maintains a selective admission process and seeks to enroll students who demonstrate academic potential, leadership qualities, and a passion for learning. The university provides various financial aid options, scholarships, and grants to support students in pursuing their educational goals.

ALUMNI

MTSU's alumni community is vast and diverse, comprising successful professionals across various industries. The university takes pride in its graduates' achievements and contributions to society, and it continues to nurture strong connections with its alumni through various networking events and opportunities.

For more information about Middle Tennessee State University, admissions, programs, and campus life, please visit the official university website: www.mtsu.edu

#BLUENITED



E-USA

2023-24 SCHEDULE



UT SOUTHERN (Exh.)
OCT. 27 | MURFREESBORO, TN



CUMBERLANDS (Exh.)
OCT. 30 | MURFREESBORO, TN



MEMPHIS
NOV. 6 | MURFREESBORO, TN



FLORIDA A&M
NOV. 9 | MURFREESBORO, TN



PRINCETON
NOV. 12 | MURFREESBORO, TN



BATTLE 4 ATLANTIS
NOV. 18-20 | PARADISE ISLAND, BAHAMAS



SIUE
NOV. 26 | EDWARDSVILLE, IL



HOUSTON
NOV. 29 | HOUSTON, TX



BELMONT
DEC. 3 | NASHVILLE, TN



TENNESSEE
DEC. 6 | HUNTSVILLE, AL



TENNESSEE TECH
DEC. 10 | COOKEVILLE, TX



STEPHEN F. AUSTIN
DEC. 17 | MURFREESBORO, TN



NORTHERN KENTUCKY
DEC. 20 | MURFREESBORO, TN



GCU
DEC. 30 | PHOENIX, AZ



LA TECH
JAN. 10 | RUSTON, LA



SAM HOUSTON
JAN. 13 | HUNTSVILLE, TX

UTEP

JAN. 18 | MURFREESBORO, TN



NM STATE

JAN. 20 | MURFREESBORO, TN



JAX STATE

JAN. 24 | JACKSONVILLE, AL



FIU

JAN. 27 | MIAMI, FL



WKU

FEB. 3 | MURFREESBORO, TN



LIBERTY

FEB. 8 | MURFREESBORO, TN



FIU

FEB. 10 | MURFREESBORO, TN



NM STATE

FEB. 15 | LAS CRUCES, NM



UTEP

FEB. 17 | EL PASO, TX



JAX STATE

FEB. 21 | MURFREESBORO, TN



WKU

FEB. 24 | BOWLING GREEN, KY



SAM HOUSTON

MAR. 2 | MURFREESBORO, TN



LIBERTY

MAR. 6 | LYNCHBURG, VA



LA TECH

MAR. 9 | MURFREESBORO, TN



CUSA TOURNAMENT

MAR. 12-16 | HUNTSVILLE, AL



NCAA TOURNAMENT

MAR. 20 - APR. 7 | TBD



HOME AWAY NEUTRAL