



2023-2024 OKLAHOMA WOMEN'S BASKETBALL

MEDIA GUIDE





OU x Jordan





TEAM INFORMATION	4
Quick Facts.....	4
Schedule	5
Photo Roster	6
Roster.....	7
Roster Breakdown	8

THE SOONERS	9
Skylar Vann	10
Liz Scott	12
Lexy Keys	14
Nevaeh Tot	16
Payton Verhulst	18
Aubrey Joens	20
Kennedy Tucker	22
Beatrice Culliton	24
Jordan Moser	25
Kiersten Johnson	26
Reyna Scott	27
Kayla Cooper	28
Sahara Williams	29
Landry Allen	29

STAFF	30
Jennie Baranczyk.....	31
Shannon Gage.....	33
Michael Neal.....	34
Terry Smith.....	35
Markisha Kastantin	36
Tyus Hooks	37
Support Staff	38
University President.....	39
Athletics Director.....	40
Athletics Administration.....	43

2022-24 REVIEW	44
Season Results.....	45
Game-By-Game Totals.....	46
Season Statistics	47
Team Highs and Lows	50
Season Breakdown.....	51
Big 12 Review	52

RECORDS	53
Individual Records.....	54
Team Records.....	55
Lloyd Noble Center Records	56
Single-Game Records.....	57
30-Point Games.....	58
20-Reb/10-Ast Games.....	59
Single-Season Records	60
Single-Season Leaders.....	61
Career Records	63
Year-by-Year Team Statistics	65
Year-by-Year Leaders	66
Freshman Category Leaders	68
Home Openers.....	70
Season Openers	71
Miscellaneous Records.....	72
Big 12 Champ. History.....	73
Final Four Appearances.....	76
NCAA Tournament History.....	77

HISTORY	87
Year-by-Year Results.....	88
Sooner Coaches.....	98
Non-Conference Events.....	99
Record By Conference.....	102
Record By Location	103
Individual Honors.....	105
Sooners in the WNBA.....	109
Honored Jerseys	110
Letterwinners	111
OU in the AP Poll	113
OU in the Coaches Poll.....	114
Lloyd Noble Center.....	115
Griffin Performance Center...116	
Year-by-Year Roster	117
Sooners by States	123
Records vs. Opponents.....	125

MEDIA INFORMATION	143
Athletics Communications...144	
Media Policies.....	145
Lloyd Noble Center.....	146
Radio Information.....	147
SoonerVision on ESPN+.....	148



MEDIA GUIDE CREDITS

The 2023-24 University of Oklahoma women's basketball media guide was produced in-house by the OU Athletics Communications Office using Adobe InDesign and Adobe Photoshop. The guide was printed by OU Printing Services of Norman and distributed at no cost to the taxpayers of the state of Oklahoma. The University of Oklahoma is an equal opportunity institution. www.ou.edu/eoo (August 2023)

PROJECT COORDINATOR: Josh Poteet

EDITORS: Josh Poteet, Eric Hollier

COVER DESIGN: Johnny Smiley

GUIDE DESIGN: Josh Poteet, Scott Matthews, Ann Marcelli Gracia

CONTRIBUTORS: Brent Beerends, Claudia Benge, Bailey Allen, Her Hoops Stats, Eric Hollier, Noa Gonzalez

PHOTOGRAPHY

Johnny Smiley, Morgan Givens, Ty Russell, Candid Color, Rich Clarkson, Joshua Gateley, Chandler Coale, Lisa Hall, Jerry Laizure, Mickey Sehorn, US PRESSWIRE, Larry W. Smith, Shevaun Williams & Associates, John Williamson, J.P. Wilson, WNBA, OU Athletics Archives,



QUICK FACTS

» QUICK FACTS

Athletics Website: SoonerSports.com

Location: Norman, Okla.

Founded: 1890

Enrollment: 31,655

Nickname: Sooners

Colors: Crimson and Cream

Conference: Big 12

Arena: Lloyd Noble Center (11,562)

President: Joseph Harroz Jr.

Athletics Director: Joe Castiglione

First Year of Basketball: 1974-75

All-Time Record: 888-607 (.595)

NCAA Tournament Appearances: 23

Final Four Appearances: 3 (2002, 2009, 2010)

WNIT Appearances: 3

Regular Season Conference Titles: 8

(1986, 2000, 2001, 2002, 2006, 2007, 2009, 2023)

Conf. Tournament Titles: 4

(2002, 2004, 2006, 2007)

2022-23 Record: 26-7

Big 12 Record: 14-4 (T-1st)

Letterwinners Returning/Lost: 8/3

Starters Returning/Lost: 2/3

» STAFF

Head Coach: Jennie Baranczyk

Alma Mater: Iowa, '04 / Kansas State, '06

Record at Oklahoma: 51-16 (.761)

NCAA Appearances at Oklahoma: 2 (2022, 2023)

Career Record: 243-112 (.685)

Career NCAA Tournament Appearances: 5

Career WNIT Appearances: 3

Assistant Coaches: Shannon Gage, Michael Neal, Terry Smith

Player Dev. & Asst. Coach: Markisha Kastantin

Program Coordinator & Asst. Coach: Tyus Hooks

Strength and Performance Coach: Keldon Peak

Director of Recruiting and Branding: Paige Uhr

Director of Basketball Operations: Courtney Harris

Athletic Trainer: Brittani Beaver

Team Physician: Dr. Cale Challis

Director of Video Content: Derek Cody

Assistant Director of Nutrition: Abbie Herkelman

Equipment Manager: Jake Scroggins

Graduate Assistants: Bryce Furbee, Katie Colitz

Director of Creative Content: Johnny Smiley

Asst. Director of Communications: Josh Poteet

Sport Administrator: Leah Beasley

» ATHLETICS TICKET OFFICE

Local Phone: (405) 325-2424

Toll Free Phone: (800) 456-4668

Address: OU Athletics Ticket Office
1185 Asp Ave., Norman, OK 73019

Email: outickets@ou.edu

Director of Ticket Operations: Josh Massey

WBB Ticket Operations: Peyton Michel

» SOCIAL MEDIA

Facebook: /OUWomensBasketball

X, Instagram, Threads: @ou_wbball

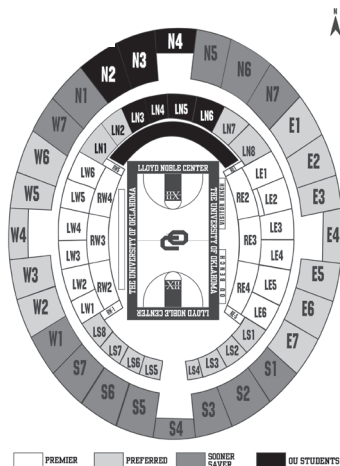
Hashtag: #ONE

» SOONER SPORTS NETWORK

Play-By-Play Announcer: Brian Brinkley

Email: brian.brinkley10@gmail.com

» LLOYD NOBLE CENTER (CAPACITY 11,562)



TEAM INFORMATION



DAY	DATE	OPPONENT	SITE	TIME (CT)	TV
TUESDAY	OCT. 31	WEST TEXAS A&M (EXH)	NORMAN	6:00 PM	ESPN+
MONDAY	NOV. 6	WICHITA STATE	NORMAN	12:00 PM	ESPN+
Thursday	Nov. 9	Ole Miss	Oxford, Miss.	6:00 PM	SEC Network
SUNDAY	NOV. 12	ORAL ROBERTS	NORMAN	2:00 PM	ESPN+
WEDNESDAY	NOV. 15	ALABAMA STATE	NORMAN	10:30 AM	ESPN+
Sunday	Nov. 19	Virginia	Charlottesville, Va.	1:00 PM	ACC Network
Thursday	Nov. 23	Princeton [^]	Fort Myers, Fla.	2:00 PM	TBA
Saturday	Nov. 25	Tennessee [^]	Fort Myers, Fla.	12:30 PM	TBA
FRIDAY	DEC. 1	GRAMBLING STATE	NORMAN	6:00 PM	ESPN+
SATURDAY	DEC. 9	UNLV	NORMAN	2:00 PM	ESPN+
Tuesday	Dec. 19	North Carolina [%]	Charlotte, N.C.	8:30 PM	ESPN2
WEDNESDAY	DEC. 22	SOUTHERN	NORMAN	12:00 PM	ESPN+
SATURDAY	DEC. 30	UCF*	NORMAN	2:00 PM	ESPN+
Wednesday	Jan. 3	BYU*	Provo, Utah	8:00 PM	ESPN+
SATURDAY	JAN. 6	CINCINNATI*	NORMAN	12:00 PM	ESPN+
Wednesday	Jan. 10	Kansas State*	Manhattan, Kan.	6:00 PM	ESPNU
SATURDAY	JAN. 13	TEXAS TECH*	NORMAN	2:00 PM	ESPN+
Saturday	Jan. 20	Houston*	Houston, Texas	6:00 PM	ESPN+
Wednesday	Jan. 24	Texas*	Austin, Texas	6:00 PM	ESPNU
SATURDAY	JAN. 27	KANSAS*	NORMAN	6:00 PM	ESPN+
WEDNESDAY	JAN. 31	KANSAS STATE*	NORMAN	6:00 PM	ESPN+
Saturday	Feb. 3	Oklahoma State*	Stillwater, Okla.	4:00 PM	ESPN+
WEDNESDAY	FEB. 7	TCU*	NORMAN	6:00 PM	ESPN+
Saturday	Feb. 10	Iowa State*	Ames, Iowa	6:00 PM	ESPN+
WEDNESDAY	FEB. 14	BAYLOR*	NORMAN	6:00 PM	ESPN+
Saturday	Feb. 17	West Virginia*	Morgantown, W.Va.	12:00 PM	ESPN+
Wednesday	Feb. 20	Cincinnati*	Cincinnati, Ohio	5:00 PM	ESPN+
SATURDAY	FEB. 24	OKLAHOMA STATE*	NORMAN	1:00 PM	FOX
WEDNESDAY	FEB. 28	TEXAS*	NORMAN	6:00 PM	ESPN+
Saturday	March 2	Kansas*	Lawrence, Kan.	4:00 PM	ESPN+
Thurs.-Tues.	March 7-12	Big 12 Championship	Kansas City, Mo. [#]		ESPN/2/U/+
Sunday	March 17	Selection Sunday			ESPN
Wed.-Thurs.	March 20-21	NCAA First Four	TBA	TBA	ESPN/2/U/+
Fri.-Mon.	March 22-23	NCAA 1st and 2nd Rounds	TBA	TBA	ESPN/2/U/+
Fri.-Sat.	March 29-30	NCAA Sweet 16	TBA	TBA	ESPN/2/U/+
Sun.-Mon.	March 31-April 1	NCAA Elite 8	TBA	TBA	ESPN/2/U/+
Friday	April 5	NCAA Semifinal	Cleveland, Ohio	TBA	ESPN/2/U/+
Sunday	April 7	NCAA Final	Cleveland, Ohio	TBA	ABC

HOME | Away

Dates and times are subject to change.

[^] Fort Myers Tip-Off (Suncoast Credit Union Arena in Fort Myers, Fla.)

[%] Jumpman Invitational (Spectrum Center in Charlotte, N.C.)

* Big 12 Conference game

[#] Held at T-Mobile Center in Kansas City, Mo.



PHOTO ROSTER



0 BEATRICE CULLITON
6-3, So., Center
Overland Park, Kan.




1 NEVAEH TOT
5-3, Sr., Guard
Columbus, Ohio



2 REYNA SCOTT
5-10, So., Guard
New York City, N.Y.



4 KENNADY TUCKER
5-10, R-Sr., Guard
Little Rock, Ark. / N. Carolina



5 KIERSTEN JOHNSON
6-4, So., Forward
Duncanville, Texas



11 KAYLA COOPER
5-9, So., Guard
Plano, Texas



12 PAYTON VERHULST
6-1, Jr., Guard
De Soto, Kan. / Louisville



13 JORDAN MOSER
6-1, R-Sr., Forward
Norman, Okla. / Loyola Chicago



15 LEXY KEYS
5-7, Sr., Guard
Tahlequah, Okla. / Oklahoma St.



20 AUBREY JOENS
5-9, Sr., Guard
Iowa City, Iowa / Iowa St.



24 SKYLAR VANN
6-0, Sr., Forward
Edmond, Okla.



25 LANDRY ALLEN
6-3, Fr., Center
Tuttle, Okla.



32 SAHARA WILLIAMS
5-11, Fr., Forward
Waterloo, Iowa



34 LIZ SCOTT
6-2, R-Sr., Forward
Houston, Texas




JENNIE BARANCZYK
Head Coach
Third Year at Oklahoma



SHANNON GAGE
Assistant Coach
Third Year at Oklahoma



MICHAEL NEAL
Assistant Coach
Third Year at Oklahoma



TERRY SMITH
Assistant Coach
First Year at Oklahoma



TYUS HOOKS
Program Coordinator
Assistant Coach
Second Year at Okla-



MARKISHA KASTANTIN
Player Development
Assistant Coach
Third Year at Oklahoma

TEAM INFORMATION



ALPHABETICAL ROSTER

No.	Name	Pos.	Cl.	Ht.	Hometown (Last School)
25	Landry Allen	C	Fr.	6-3	Tuttle, Okla. (Tuttle)
11	Kayla Cooper	G	So.	5-9	Plano, Texas (Plano)
0	Beatrice Culliton	C	So.	6-3	Overland Park, Kan. (St. Thomas Aquinas)
20	Aubrey Joens	G	Sr.	5-9	Iowa City, Iowa (Iowa State)
5	Kiersten Johnson	F	So.	6-4	Duncanville, Texas (Duncanville)
15	Lexy Keys	G	Sr.	5-7	Tahlequah, Okla. (Oklahoma State)
13	Jordan Moser	F	R-Sr.	6-1	Norman, Okla. (Loyola Chicago)
34	Liz Scott	F	R-Sr.	6-2	Houston, Texas (Klein Oak HS)
2	Reyna Scott	G	So.	5-10	New York City, N.Y. (Nazareth)
1	Nevaeh Tot	G	Sr.	5-3	Columbus, Ohio (John Paul II HS - Texas)
4	Kennady Tucker	G	R-Sr.	5-10	Little Rock, Ark. (North Carolina)
24	Skylar Vann	F	Sr.	6-0	Edmond, Okla. (Deer Creek HS)
12	Payton Verhulst	G	Jr.	6-1	De Soto, Kan. (Louisville)
32	Sahara Williams	F	Fr.	5-11	Waterloo, Iowa (Waterloo West)

NUMERICAL ROSTER

No.	Name	Pos.	Cl.	Ht.	Hometown (Last School)
0	Beatrice Culliton	C	So.	6-3	Overland Park, Kan. (St. Thomas Aquinas)
1	Nevaeh Tot	G	Sr.	5-3	Columbus, Ohio (John Paul II HS - Texas)
2	Reyna Scott	G	So.	5-10	New York City, N.Y. (Nazareth)
4	Kennady Tucker	G	R-Sr.	5-10	Little Rock, Ark. (North Carolina)
5	Kiersten Johnson	F	So.	6-4	Duncanville, Texas (Duncanville)
11	Kayla Cooper	G	So.	5-9	Plano, Texas (Plano)
12	Payton Verhulst	G	Jr.	6-1	De Soto, Kan. (Louisville)
13	Jordan Moser	F	R-Sr.	6-1	Norman, Okla. (Loyola Chicago)
15	Lexy Keys	G	Sr.	5-7	Tahlequah, Okla. (Oklahoma State)
20	Aubrey Joens	G	Sr.	5-9	Iowa City, Iowa (Iowa State)
24	Skylar Vann	F	Sr.	6-0	Edmond, Okla. (Deer Creek HS)
25	Landry Allen	C	Fr.	6-3	Tuttle, Okla. (Tuttle)
32	Sahara Williams	F	Fr.	5-11	Waterloo, Iowa (Waterloo West)
34	Liz Scott	F	R-Sr.	6-2	Houston, Texas (Klein Oak HS)

COACHING STAFF

Head Coach: Jennie Baranczyk (Iowa '04) - Third season

Assistant Coach: Shannon Gage (Missouri St. '99) - Third season (First season as assistant coach)

Assistant Coach: Michael Neal (Oklahoma '07) - Third season

Assistant Coach: Terry Smith (Michigan State '84) - First season

Director of Player Development and Assistant Coach: Markisha Kastantin (Notre Dame '15) - Third Season

Program Coordinator and Assistant Coach: Tyus Hooks (Ole Miss '21) - Second Season

Director of Strength & Performance: Keldon Peak (Oklahoma '20) - Third Season



ROSTER BREAKDOWN

STARTERS RETURNING (2)	NO.	HT.	CL.	POS.	GP-GS	PPG	RPG	APG	MPG
Nevaeh Tot	1	5-3	Sr.	G	33-33	7.5	3.0	3.7	27.8
Liz Scott	34	6-2	R-Sr.	F	33-33	8.6	6.3	1.5	16.1

OTHERS RETURNING (9)	NO.	HT.	CL.	POS.	GP-GS	PPG	RPG	APG	MPG
Skylar Vann	24	6-0	Sr.	F	33-0	11.5	6.8	2.1	20.3
Aubrey Joens	20	5-9	Sr.	G	33-0	6.1	3.3	0.8	15.6
Beatrice Culliton	0	6-3	So.	C	33-0	4.2	3.0	1.2	10.0
Kiersten Johnson	5	6-4	So.	C	25-0	3.0	2.2	0.7	9.2
Reyna Scott	2	5-10	So.	G	24-0	3.0	1.0	1.2	9.3
Kennady Tucker	4	5-11	R-Sr.	G	33-0	2.7	2.1	1.7	17.7
Jordan Moser	13	6-2	R-Sr.	F	3-0	0.3	0.3	0.0	1.0
Kayla Cooper	11	5-9	So.	G	6-0	0.0	0.2	0.3	3.3
Payton Verhulst	12	6-1	Jr.	G	-	-	-	-	-

NOT RETURNING (6)	NO.	HT.	CL.*	POS.	GP-GS	PPG	RPG	APG	MPG
Madi Williams	25	6-0	R-Sr.	F	33-33	15.7	5.4	2.8	25.7
Ana Llanusa	22	6-0	R-Sr.	G	33-33	11.8	3.4	2.9	26.5
Taylor Robertson	30	6-0	R-Sr.	G	33-33	11.3	3.7	2.8	27.0
Emma Svoboda	33	6-3	So.	C	5-0	0.8	0.4	0.0	2.2
Kaley Perkins	23	6-0	So.	G	DNP	-	-	-	-
Kelbie Washington	10	5-7	So.	G	DNP	-	-	-	-

INCOMING TRANSFER (1)	NO.	HT.	CL.	POS.	GP-GS	PPG	RPG	APG	MPG
Lexy Keys (Oklahoma State)	15	5-7	Sr.*	G	32-32	9.4	3.5	1.9	31.5

*Class in 2022-23

NEWCOMERS (2)	NO.	HT.	POS.	NOTES
Landry Allen	25	6-4	C	No. 10 center in nation per ESPN; Oklahoma All-State selection
Sahara Williams	32	5-11	F	McDonald's All-American; 5-star prospect; No. 23 overall per ESPN

BY CLASS

Redshirt Seniors (3): Kennady Tucker, Jordan Moser, Liz Scott

Seniors (4): Nevaeh Tot, Lexy Keys, Aubrey Joens, Skylar Vann

Juniors (1): Payton Verhulst

Sophomores (4): Beatrice Culliton, Reyna Scott, Kiersten Johnson, Kayla Cooper

Freshmen (2): Landry Allen, Sahara Williams

BY STATE

Arkansas: Kennady Tucker (Little Rock)

Iowa: Aubrey Joens (Iowa City), Sahara Williams (Waterloo)

Kansas: Beatrice Culliton (Overland Park), Payton Verhulst (De Soto)

New York: Reyna Scott (New York City)

Ohio: Nevaeh Tot (Columbus)

Oklahoma: Landry Allen (Tuttle), Jordan Moser (Norman), Skylar Vann (Edmond), Lexy Keys (Tahlequah)

Texas: Kayla Cooper (Plano), Kiersten Johnson (Duncanville), Liz Scott (Houston)

TEAM INFORMATION



**THE SOONERS
THE SOONERS
THE SOONERS**





24 SKYLAR VANN

SENIOR • FORWARD • 6-0
EDMOND, OKLA. (DEER CREEK)



CAREER HONORS

- ▶ 2023 Big 12 Sixth Player of the Year
- ▶ 2023 All-Big 12 Honorable Mention
- ▶ 2023 Big 12 All-Tournament Team
- ▶ 2022 Big 12 Sixth Player of the Year
- ▶ Big 12 Player of the Week (one time)

JUNIOR (2022-23)

Honorable mention All-Big 12 selection ... Repeated as Big 12 Sixth Player of the Year ... Big 12 All-Tournament team ... Appeared in 33 games off the bench, averaging 11.5 points, team-high 6.8 rebounds and 2.1 assists ... Led Sooners with five double-doubles ... First player in Big 12 history to win Big 12 Sixth Player Award twice ... Only player in Division I to average 11.5 points and 6.5 rebounds without a start ... Posted 20 games of double-digit points, third-most among all players without a start and most in the Big 12 ... Her 2.4 offensive rebounds per game ranked in the 94th percentile nationally ... Only Power Five player to average 22.0 points, 13.0 rebounds and 4.0 assists per 40 minutes ... Tallied eight games with double-digit rebounds and led team in rebounds 10 times, points five times and assists three times ... Poured in career-high 23 points vs. Kansas State (March 1) and added four rebounds ... Hit game-winning shot and scored 21 points (9-of-13) in Big 12 quarterfinal vs. TCU (March 10) and added five boards and three assists ... A 20-point performance with six rebounds, five assists and four steals fueled OU's comeback win at Baylor (Feb. 7) ... Posted double-double in 24 minutes at Texas Tech with 19 points, 11 rebounds and season-high six assists ... Tallied double-double in Big 12 title-clinching game at Oklahoma State (March 4) with 13 points and 11 boards ... Posted 11 points and 11 rebounds vs. Portland (March 18) to become first Sooner to notch a double-double in the NCAA Tournament since Kaylon Williams in 2015.

SOPHOMORE (2021-22)

Big 12 6th Player of the Year ... In 33 games (one start), averaged 11.8 points, 5.8 rebounds, 1.5 assists ... Became first Power Five player in nine seasons to post 11.5 PPG, 5.5 RPG and 1.5 APG with fewer than two starts in a season ... Scored in double figures in 20 games, scoring 20+ three times ... Led Sooners in points six times, rebounds five times and assists once ... Posted second career double-double vs. Central Arkansas (11/16) with 12 points and career-high 11 rebounds ... Nearly averaged a double-double at the Women's Battle 4 Atlantis, finishing the week by averaging 10.7 PPG and 8.0 RPG ... Earned only start of the season vs. Wichita State (12/29) and posted a then-career-high 21

points with eight rebounds in a 22-point win ... Was instrumental in OU's win over No. 14 Baylor (1/12), scoring a career-high 22 points and adding career bests in steals (4) and blocks (3), including the game-saving block in the final minute of the game ... Scored 20 points in OU's next contest vs. TCU (1/15) to post back-to-back 20-point games for the first time of her career and earn Big 12 Player of the Week honors ... Finished with 19 points and seven rebounds in Bedlam win over Oklahoma State (March 2) ... Closed season with a near double-double vs. Notre Dame (March 21), tallying 11 points and nine rebounds.

FRESHMAN (2020-21)

Played in 23 of 24 contests and made six starts ... Averaged 8.0 PPG and 4.7 RPG ... Scored in double figures in seven games ... Two performances with double-digit rebounds... Career-high 10 rebounds against UAPB to go with 14 points for a double-double (Dec. 29) ... Scored a career-best 19 points on 8-of-15 (.533) shooting against Texas Tech (March 1) ... Matched her career-high in boards against Oklahoma State in the Big 12 Championships with 10 (March 12) ... Also added 11 points in that game for a double-double.

HIGH SCHOOL

Scored 1,605 points and pulled down 1,062 rebounds in her prep career ... Averaged 18.9 points per game to lead the No. 4 team in the state in scoring, as well as 10.2 rebounds, 3.2 assists, 2.9 steals and 1.7 blocks during her senior season ... Three-time first-team All-Central Oklahoma Athletic Conference selection ... 2019-20 COAC Offensive Player of the Year ... Tabbed to the 2019-20 Oklahoma Girls Basketball Coaches Association's All-State Team for the Large School West Division ... Max Preps second-team all-state honoree ... Honorable mention all-state selection by the Tulsa World in 2017-18 and 2018-19 ... Member of The Oklahoman's All-State Third Team in 2018-19 and an honorable mention pick in 2017-18.

USA BASKETBALL

Played at 2023 3x3 Nationals, reaching semifinals ... Selected to Team USA 3x3 trials.

PERSONAL

Daughter of Bryantt and Malinda Vann... Dad, Bryantt, played at Oklahoma under Billy Tubbs in 1992 and 1993 ... Has two sisters, Zya and Talia ... Majoring in Communications.

» VANN'S CAREER STATS

Year	G-GS	MP-Avg.	FG-A	Pct.	3G-A	Pct.	FT-A	Pct.	Off-Def-Tot	Avg.	PF	A	TO	B	S	TP	Avg.
20-21	23-6	461-20.0	75-156	.481	22-69	.319	12-21	.571	46-61-107	4.7	44	8	14	13	16	184	8.0
21-22	33-1	694-21.0	156-347	.450	43-125	.344	34-47	.723	76-116-192	5.8	75	50	38	21	49	389	11.8
22-23	33-0	670-20.3	153-335	.457	22-81	.272	53-68	.779	80-145-225	6.8	78	68	62	12	25	381	11.5
TOTAL	89-7	1824-20.5	384-838	.458	87-275	.316	99-136	.728	202-322-524	5.9	197	126	114	46	90	954	10.7



» In the last 15 years of women's college basketball, there have only been two seasons in which a player with one or fewer starts has averaged 11.5 points, 5.5 rebounds and 1.5 assists per game - Vann is responsible for both.

» VANN BY THE NUMBERS

Miscellaneous	2022-23	Career
10-Plus Points	20	47
20-Plus Points	3	6
10-Plus Rebounds	8	11
Double-Doubles	5	8
Leads Team in Points	5	11
Leads Team in Rebounds	10	18
Leads Team in Assists	3	4

» VANN'S 2022-23 SEASON HIGHS

Points	23 vs. Kansas State (3/1/23)
Field Goals	9 (2x); MR: vs. TCU (3/10/23)
3-Point Field Goals	2 (4x); MR: vs. Iowa State (3/11/23)
Free Throws Made	6 (2x); MR: at UCLA (3/20/23)
Rebounds	12 (2x); MR: Northwestern St. (11/30/22)
Assists	6 at Texas Tech (1/11/23)
Blocked Shots	3 at Texas Tech (1/11/23)
Steals	4 at Baylor (2/7/23)
Minutes Played	35 at Baylor (2/7/23)

» CAREER HIGHS

Points	23 vs. Kansas State (3/1/23)
Field Goals	9 (3x); MR: vs. TCU (3/10/23)
3-Point Field Goals	4 vs. Kansas (3/5/22)
Free Throws Made	6 (2x); MR: at UCLA (3/20/23)
Rebounds	12 (2x); MR: Northwestern St. (11/30/22)
Assists	6 at Texas Tech (1/11/23)
Blocked Shots	3 (3x); MR: vs. Baylor (1/12/22)
Steals	4 (3x); MR: at Baylor (2/7/23)
Minutes Played	40 vs. Texas State (12/23/20); vs. Oklahoma State (12/15/20)



34 LIZ SCOTT

REDSHIRT SENIOR • FORWARD • 6-2
HOUSTON, TEXAS (KLEIN OAK)

SENIOR (2022-23)

Started all 33 games for Oklahoma ... Averaged career highs in points (8.6), rebounds (6.3) and assists (1.5) ... Posted 15 games of double-digit points and five 10+ rebounding games ... Notched career-high three double-doubles ... Season-high 20 points along with eight rebounds at Kansas State (Feb. 12) ... Secured double-double with 15 points and 10 rebounds at Kansas (Feb. 19) ... Nearly recorded double-double with 13 points and nine rebounds vs. Texas (Feb. 25) ... Poured in 12 points and 11 rebounds at TCU (Jan. 18) ... Grabbed career-high 15 rebounds to go with 10 points in double-double effort vs. Kansas (Jan. 14) ... Added 11 points and eight boards vs. Oklahoma State (Jan. 21) ... Aided OU to NCAA Tournament win over Portland (March 18) with 12 rebounds and nine points ... Oklahoma went 14-1 when she scored double-digit points ... In Big 12 contests, averaged 9.7 points, 6.4 rebounds and 1.6 assists ... Led conference in FGM/40 minutes (9.0) in league play ... Player Efficiency Rating (PER) in league games (27.3) was third in the Big 12 and best among all Sooners ... Led the Big 12 in defensive rebounding rate (27.2%) in conference games ... Ranked second among Big 12 players in rebounds per 40 minutes (15.4) across 20 conference games.

JUNIOR (2021-22)

In 33 games (24 starts), averaged 6.6 points, 4.5 rebounds and a team-high 0.8 blocks ... Set career highs in nearly every category including total points (218) and rebounds (149) ... Logged second career double-double vs. Wichita State (Dec. 29) by posting 14 points and career-high 12 rebounds ... Poured in 16 points on 6-of-9 shooting in win over TCU (Jan. 15) ... Scored career-high 22 points behind career-best 10 made free throws with six rebounds in Bedlam win over Oklahoma State (Jan. 26) ... Scored game-winning basket to knock off No. 16 Texas (Jan. 29) ... Posted 17 points, including game-winning score, with five rebounds in upset over No. 14 Baylor (Feb. 2) ... Tallied 11 points and eight rebounds in 17 minutes in Big 12 quarterfinal vs. Kansas (March 11) ... Closed season with 11 points, nine rebounds and season-high four blocks in NCAA Second Round vs. Notre Dame (March 21).

SOPHOMORE (2020-21)

Appeared the first seven games of the year, starting five, before suffering a season-ending injury ... Averaged 7.0 PPG and 5.4 RPG ... Shot 56.1% (23-of-41) from the floor ... Dishes seven assists and tallied 12

steals ... Double-double at Kansas with 10 points and a career-high 10 rebounds (Dec. 10) ... Was one steal shy of a stuffed stat sheet against Arkansas-Pine Bluff as she scored eight points, pulled down five boards and had four steals (Dec. 29).

FRESHMAN (2019-20)

Made 15 appearances off the bench ... Averaged 2.6 points per game ... Scored a career-high 11 against Texas (Jan. 28) ... Pulled down eight rebounds against Kansas State (Feb. 16) and dished three assists in that contest ... Logged five points at TCU (March 4).

HIGH SCHOOL

2019 Naismith All-America Honorable Mention ... Rated as a five-star recruit by Prospects Nation (No. 2 forward/No. 9 overall) and a four-star recruit by ESPN Hoop Gurlz (No. 15 wing/No. 76 overall) ... Missed senior season at Klein Oak (Texas) High School due to an ACL injury ... Averaged 16.2 points, 9.4 rebounds and 4.2 steals per game as a junior ... Scored over 1,000 career points in three prep seasons.

USA BASKETBALL

Played at 2023 3x3 Nationals, reaching semifinals with teammates Skylar Vann, Nevaeh Tot and Payton Verhulst.

PERSONAL

Daughter of Travis and LaTonya Scott ... Brother, Aaron, plays basketball at the University of North Texas ... Graduated in 2023 with degree in Psychology ... Pursuing a Masters in Human Relations.

» SCOTT'S CAREER STATS

Year	G-GS	MP-Avg.	FG-A	Pct.	3G-A	Pct.	FT-A	Pct.	Off-Def-Tot	Avg.	PF	A	T	B	S	TP	Avg.
19-20	15-0	98-6.5	16-35	.457	0-0	0	7-19	.368	13-10-23	1.5	21	8	6	3	4	39	2.6
20-21	7-5	145-20.7	23-41	.561	0-0	0	3-12	.250	6-32-38	5.4	30	7	13	1	12	49	7.0
21-22	33-24	497-15.1	80-168	.476	2-12	.167	56-82	.683	64-85-149	4.5	117	26	50	27	26	218	6.6
22-23	33-33	529-16.0	111-220	.505	1-8	.125	62-102	.608	68-139-207	6.3	107	48	50	20	28	285	8.6
TOTAL	88-62	1,268-14.4	230-464	.496	3-20	.150	128-215	.595	151-266-417	4.7	275	89	119	51	70	591	6.7

THE SOONERS



» Scott hit the game-winning shot to help Oklahoma knock off No. 9 Texas 65-63 in Norman on Jan. 29, 2022. The win was Oklahoma's first win over a top-10 team since 2017. Four days later at No. 9 Baylor, Scott hit her second game-winner of the week to notch OU's first back-to-back top-10 wins in over a decade.

» SCOTT BY THE NUMBERS

Miscellaneous	2022-23	Career
10-Plus Points	15	24
20-Plus Points	1	2
10-Plus Rebounds	5	7
Double-Doubles	3	5
Leads Team in Points	3	4
Leads Team in Rebounds	14	15
Leads Team in Assists	1	2

» SCOTT'S 2022-23 SEASON HIGHS


Points	20 at Kansas State (2/12/23)
Field Goals	8 at Kansas State (2/12/23)
3-Point Field Goals	1 at West Virginia (12/31/22)
Free Throws Made	5 (2x); MR: vs. Texas (2/25/23)
Rebounds	15 vs. Kansas (1/14/23)
Assists	4 (4x); vs. Portland (3/18/23)
Blocked Shots	3 vs. Southern (12/18/22)
Steals	4 vs. UT-Arlington (11/20/22)
Minutes Played	30 at Kansas (2/19/23)

» SCOTT'S CAREER HIGHS

Points	22 vs. Oklahoma State (1/26/22)
Field Goals	8 at Kansas State (2/12/23)
3-Point Field Goals	1 at TCU (2/23/22); vs. Kansas (3/11/22); at West Virginia (12/31/22)
Free Throws Made	10 vs. Oklahoma State (1/26/22)
Rebounds	15 vs. Kansas (1/14/23)
Assists	4 at Texas Tech (1/11/23); vs. Kansas (1/14/23); at Kansas (2/19/23); vs. Portland (3/18/23)
Blocked Shots	4 vs. Notre Dame (3/21/22)
Steals	4 vs. Arkansas-Pine Bluff (12/29/20); vs. West Virginia (2/5/22); vs. UT-Arlington (11/20/22)
Minutes Played	38 vs. Utah (12/21/22); vs. Kansas (1/8/22)

15 LEXY KEYS

SENIOR • GUARD • 5-7
TAHLEQUAH, OKLA. (OKLAHOMA STATE)



CAREER HONORS

- ▶ 2021 Big 12 All-Freshman Team
- ▶ Three-time Academic All-Big 12 selection

JUNIOR (AT OKLAHOMA ST. 2022-23)

Academic All-Big 12 selection ... Started all 32 games for Oklahoma State ... Averaged 9.4 points, career-high 3.5 rebounds and 1.9 assists per game ... Stuffed stat sheet at K-State (Jan. 4) posting season-highs in points (17), rebounds (7) and assists (5) ... Scored 16 points with three made 3-pointers and added six rebounds at Texas Tech (Feb. 18) ... Tallied 15 points and six rebounds vs. UNLV (Dec. 18) ... Poured in 14 points in both contests vs. Oklahoma (Jan. 21, March 4) ... Finished with double-digit points in eight Big 12 contests ... Grabbed five or more rebounds in 11 games.

SOPHOMORE (AT OKLAHOMA ST. 2021-22)

First-team Academic All-Big 12 selection ... Played in 28 games (23 starts) at Oklahoma State ... Averaged career-high 10.1 points per game along with 2.7 rebounds and 1.5 assists ... One of two Cowgirls to average double figures on the year at 10.1 points per game ... Made a team-best 51 3-pointers on the year ... Scored 16 points behind a 4-of-7 effort from the 3-point line against Colorado in the season opener ... Made five of her 10 3-point attempts at Texas Tech on the way to a 17-point outing ... Poured in 22 points to go with six rebounds and four steals against West Virginia ... Hit five 3-pointers and finished with 20 points against Oklahoma ... Logged a 19-point performance against Texas Tech at the Big 12 Championship.

FRESHMAN (AT OKLAHOMA ST. 2020-21)

Big 12 All-Freshman Team selection ... Named to the Academic All-Big 12 Freshman squad ... Two-time Big 12 Freshman of the Week selection ... Played in 28 games (16 starts) ... Averaged

7.3 points, 2.5 rebounds and 2.6 assists per game ... Finished with 16 points after a 4-for-4 performance from the 3-point line in OSU's win over West Virginia ... Registered 14 points and career-high eight assists at Iowa State ... Career-high 19 points came on a 7-of-10 shooting effort vs. Kansas ... Scored nine points with a trio of 3-pointers in NCAA Tournament win over Wake Forest ... Tallied 12 points in second-round loss to eventual champion Stanford.

HIGH SCHOOL

Four-time Muskogee Phoenix Area MVP ... Finished high school career with 1,806 points, 433 rebounds, 464 assists and 412 steals ... Won two Class 3A state titles for Tahlequah Sequoyah HS ... 2020 All-State selection by the Tulsa World ... Received All-State honors from the Oklahoma Girls Basketball Coaches Association and Oklahoma Coaches Association ... Averaged 16.4 points, 4.8 assists, 4.2 steals and 3.6 rebounds as a senior to earn a spot on The Oklahoman's Super 5 team ... Posted 19.2 points, 4.3 rebounds, 3.1 assists and 3.0 steals per game as a junior ... Class 3A state tournament MVP as a freshman.

PERSONAL

Daughter of Billy and Christy Keys ... Earned bachelor's degree in Psychology with an emphasis on Pre-Occupational Therapy from Oklahoma State ... Member of Cherokee Tribe ... On-campus lead for Fellowship of Christian Athletes ... Engaged and planning to be

» KEYS' CAREER STATS

Year	G-GS	MP-Avg.	FG-A	Pct.	3G-A	Pct.	FT-A	Pct.	Off-Def-Tot	Avg.	PF	A	TO	B	S	TP	Avg.
20-21	28-16	720-25.7	68-186	.366	34-103	.330	35-41	.854	4-67-71	2.5	34	72	34	4	24	205	7.3
21-22	28-23	887-31.7	91-305	.298	51-170	.300	49-66	.742	12-63-75	2.7	29	43	39	3	25	282	10.1
22-23	32-32	1009-31.5	105-289	.363	45-143	.315	47-62	.758	19-93-112	3.5	39	60	54	3	36	302	9.4



» Keys is Oklahoma born and bred. A product of Tahlequah Sequoyah HS, she led SHS to a pair of Class 3A state titles and scored over 1,800 points in high school. At her current pace, she would become the 40th Sooner to pass 1,000 career points in college as she enters

» KEYS BY THE NUMBERS*

Miscellaneous	2022-23*	Career*
10-Plus Points	16	35
20-Plus Points	0	2
10-Plus Rebounds	0	1
Double-Doubles	0	0
Leads Team in Points	1	7
Leads Team in Rebounds	2	4
Leads Team in Assists	4	13

» KEYS' 2022-23 SEASON HIGHS (AT OKLAHOMA STATE)

Points	17 vs. K-State (1/4/23)
Field Goals	6 (2x); MR: vs. K-State (1/4/23)
3-Point Field Goals	3 (5x); MR: at Texas Tech (2/18/23)
Free Throws Made	5 vs. Oklahoma (3/4/23)
Rebounds	7 vs. K-State (1/4/23)
Assists	5 (2x); MR: vs. K-State (1/4/23)
Blocked Shots	1 (3x); MR: vs. Miami (3/18/23)
Steals	3 (2x); MR: vs. Texas Tech (2/1/23)
Minutes Played	45 at Texas Tech (2/18/23)

» CAREER HIGHS

Points	22 vs. West Virginia (1/22/22)
Field Goals	7 vs. Kansas (2/2/21)
3-Point Field Goals	5 (2x); MR: vs. Oklahoma (3/2/22)
Free Throws Made	8 vs. West Virginia (1/22/22)
Rebounds	12 vs. Oklahoma (2/6/21)
Assists	8 (2x); MR: at Iowa State (1/13/21)
Blocked Shots	2 at Kansas (2/2/21)
Steals	4 vs. West Virginia (1/22/22)
Minutes Played	45 at Texas Tech (2/18/23)



1 NEVAEH TOT

SENIOR • GUARD • 5-3

COLUMBUS, OHIO (JOHN PAUL II - MCKINNEY, TEXAS)



CAREER HONORS

- ▶ 2021 Big 12 All-Freshman Team
- ▶ 2022 Academic All-Big 12 Second Team

JUNIOR (2022-23)

Started all 33 games ... Averaged career-best 7.5 points, 3.0 rebounds and 3.7 assists per game ... Became first Sooner to post three consecutive 100-assist seasons since Morgan Hook ... Reached double-digit points 12 times, including six in Big 12 play ... Led the Sooners in assists 13 times ... Scored 11 fourth-quarter points en route to career-high 18 points vs. BYU (Nov. 15), added five rebounds and five assists in the win ... Dished out a season-high eight assists in a win vs. Kansas State (Feb. 12) ... Nearing first career triple-double vs. Kansas (Jan. 14), scoring eight points paired with seven rebounds and seven assists ... One of two Big 12 players to register three consecutive seasons with 100 assists.

SOPHOMORE (2021-22)

Academic All-Big 12 Second Team ... Played in 33 games (18 starts), averaging 6.3 points, 3.0 rebounds and 3.3 assists ... Became first Sooner since Morgan Hook (2012-14) to post back-to-back 100+ assists seasons ... 3.3 APG ranked 11th in the Big 12 and 1.50 A/TO ratio was eighth in the league ... Set new career-high in points twice, scoring 16 vs. TCU (Jan. 5) and matching that number vs. Texas Tech (Feb. 16) ... Led Oklahoma in assists in 10 games and in rebounds twice, once while matching her career-high with eight rebounds vs. IUPUI in the NCAA Tournament (March 19) ... Scored in double figures seven times ... One of 20 sophomores nationally that posted 105 assists in 2021-22 and one of four to do so in under 27.0 MPG.

FRESHMAN (2020-21)

All-Big 12 Freshman Team honoree ... Made an immediate impact for the Sooners, playing in all 24 games and starting 21 ... Averaged 6.8 PPG, 3.5 RPG and 4.3 APG ... Also played in 31.5 minutes per contest ... Led the team in total assists with 103 on the year to rank fifth on OU's freshman assists list ... Her 4.3 assists per game to rank fifth among Big 12 players, second among Big 12 freshman and ninth among all freshmen nationally ... Scored

in double figures in six contests ... Career-high 14 points at Georgia, her second career game (Dec. 6) ... Stuffed the stat sheet against South Dakota with nine points, six rebounds and seven assists (Dec. 20) ... 11 dimes against UAPB (Dec. 29) tied for the second most by a Big 12 player in a single game and the fifth-most in a Division I women's basketball game in 2020-21 ... Performance against UAPB made her the first Sooner to have a double-double with points and assists since Morgan Hook in 2013 and the 14th player in program history to have a 10 or more assists in a game ... 14 points against Iowa State to match her career high (Feb. 9) ... Stuffed stat sheet against Texas Tech, scoring eight points, grabbing eight boards and dishing six assists (March 1).

HIGH SCHOOL

A four-star recruit per Prospects Nation ... Scored over 2,000 points in her high school career ... First team all-district, all-state and all-state tournament as a senior in 19-20 ... Averaged 10.7 points, 7.1 assists, 4.5 rebounds and 3.0 steals in enior season ... Led her teams to two state finals, winning the 6A title while playing at Parish Episcopal in 17-18 ... Tallied 23 points, eight rebounds and eight assists in the 2017-18 state final.

USA BASKETBALL

Played at 2023 3x3 Nationals, Nevaeh Tot and Payton Verhulst with teammates Skylar Vann, Nevaeh Seminals and Payton Verhulst.

PERSONAL

First name pronounced NUH-vay-uh ... Majoring in Film and Media Studies ... Daughter of Orlando Tot and Helen Darling ... Mom, Helen, played at Penn State and earned Big Ten POTY honors in 2000 and led Penn State to the Final Four ... Darling played 10 years in the WNBA with Cleveland, Minnesota, Charlotte and San Antonio ... Brothers Jalen and Jajuan are standout players at Montana State-Billings.

» TOT'S CAREER STATS

Year	G-GS	MP-Avg.	FG-A	Pct.	3G-A	Pct.	FT-A	Pct.	Off-Def-Tot	Avg.	PF	A	TO	B	S	TP	Avg.
20-21	24-21	756-31.5	57-149	.383	15-44	.341	33-46	.717	16-68-84	3.5	47	103	63	1	33	162	6.8
21-22	33-18	864-26.2	73-168	.435	24-71	.338	38-49	.776	13-86-99	3.0	43	108	72	0	47	208	6.3
22-23	33-33	919-27.8	82-215	0.381	47-128	.367	37-41	.902	5-95-100	3.0	34	121	62	3	31	248	7.5
TOTAL	90-72	2544-28.3	212-532	0.398	86-243	.354	108-136	.794	34-249-283	3.1	124	332	197	4	111	618	6.9



» TOT BY THE NUMBERS

Miscellaneous	2022-23	Career
10-Plus Points	11	25
20-Plus Points	0	0
10-Plus Assists	0	1
Double-Doubles	0	1
Leads Team in Points	1	1
Leads Team in Rebounds	0	4
Leads Team in Assists	13	37

» TOT'S 2022-23 SEASON HIGHS

Points	18 at BYU (11/15/22)
Field Goals	5 (4x); MR: at Baylor (2/7/23)
3-Point Field Goals	4 (3x); MR: vs. Iowa State (3/11/23)
Free Throws Made	5 at BYU (11/15/22)
Rebounds	7 (2x); MR: at Texas (1/25/23)
Assists	8 at Kansas State (2/12/23)
Blocked Shots	1(3x); MR: vs. Portland (3/18/23)
Steals	5 vs. Oral Roberts (11/7/22)
Minutes Played	39 at Baylor (2/7/23)

» CAREER HIGHS

Points	18 at BYU (11/15/22)
Field Goals	7 vs. TCU (1/15/22)
3-Point Field Goals	4 vs. Iowa State (3/11/23); vs. West Virginia (2/4/23); at Iowa State (1/28/23)
Free Throws Made	6 vs. Baylor (1/12/22)
Rebounds	8 vs. IUPUI (3/19/22); vs. Texas Tech (3/1/21)
Assists	11 vs. Arkansas-Pine Bluff (12/29/20)
Blocked Shots	1 vs. Portland (3/18/23); vs. Texas Tech (2/15/23); vs. Oral Roberts (11/7/22); at TCU (2/24/21)
Steals	6 vs. Texas (1/29/22)
Minutes Played	40 (4x) MR: vs. Kansas (1/27/21)



12 PAYTON VERHULST

JUNIOR • GUARD • 6-1
DE SOTO, KANSAS (LOUISVILLE)



SOPHOMORE (AT LOUISVILLE 2022-23)

Played in eight games for the Cardinals before transferring to Oklahoma midseason ... Averaged 6.4 points, 1.5 rebounds and 1.1 steals per game in 15.1 MPG ... In a win over Longwood (Nov. 25), posted career-high 16 points and season-high four rebounds and two assists ... Graded as ESPN's No. 35 transfer in the 2023-24 portal class.

FRESHMAN (AT LOUISVILLE 2021-22)

ACC All-Freshman selection ... Played in 32 games in Louisville's run to the Final Four ... Averaged 3.3 points and 1.9 rebounds while shooting 40% from deep ... Ranked inside top 10 among all ACC freshman in points and assists per game ... Posted three double-digit scoring games in ACC play, including career-high 13 points vs. Duke (Jan. 30) ... Was named to preseason ACC newcomer watch list.

HIGH SCHOOL

Consensus five-star prospect ... Ranked No. 12 in class by ESPN Ranked No. 8 by PASS ... McDonald's All-American ... Played in Jordan Brand Classic ... Finalist for 2021 USA Today National Female Athlete of the Year award ... Named 2021 Kansas' Girls Basketball Player of the Year and overall Female Athlete of the Year ... Three-time Eastern Kansas League MVP, three-time first-team All-State Top 5 by The Capital-Journal and Gatorade Kansas Girls Basketball Player of the Year ... 2021 Jersey Mike's Naismith National High School

second-team All-American

... 2021 Kansas player of the year by MaxPreps ...

As a senior, led Bishop

Miege to a 23-1 record and a Kansas Class 4A state championship, while averaging 20.0 points, 7.5 rebounds, 3.8 steals, 3.6 assists, and 3.5 blocks a game ... Named the 2020 Kansas Gatorade Player of the Year and a Naismith Trophy All-American ... Four-time All-State selection.

USA BASKETBALL

At 2019 FIBA Americas U16 Championship she started in all six games and averaged 14.5 points and 2.8 rebounds to help the USA to a 6-0 record and gold medal ... Averaged 8.3 points, 5.9 rebounds and 2.7 assists to lead USA to a 7-0 record and gold medal at the 2021 FIBA U19 World Cup ... Played in the 2019 USA Basketball 3x3 U18 National Championship ... Played in the 2023 3x3 National Championship, leading the Oklahoma team to the semifinals ... Took part in trials for the 2018 USA U17 World Cup Team.

PERSONAL

Daughter of Robin and David Verhulst ... Mother played basketball at Duke, father played basketball at Rockhurst, brother, Quinton, played basketball at St. Mary's, brother, Dalton, played basketball at Friends University (Kan.), sister, Ashton, played at UCF ... Born June 1, 2003 ... Majoring in Elementary Education.



» VERHULST'S CAREER STATS

Year	G-GS	MP-Avg.	FG-A	Pct.	3G-A	Pct.	FT-A	Pct.	Off-Def-Tot	Avg.	PF	A	TO	B	S	TP	Avg.
21-22	32-0	35.4-11.1	39-91	.429	14-35	.400	12-16	.750	14-47-61	1.9	37	24	20	9	21	104	3.3
22-23	8-0	12.0-15.0	21-55	.382	5-24	.208	4-6	.667	4-8-12	1.5	9	7	6	2	9	51	6.4
TOTAL	40-0	47.4-11.9	60-146	.411	19-59	.322	16-22	.727	18-55-73	1.8	46	31	26	11	30	155	3.9

THE SOONERS



» VERHULST BY THE NUMBERS

Miscellaneous	2022-23 (At Louisville)	Career
10-Plus Points	1	5
20-Plus Points	0	0
10-Plus Rebounds	0	0
Double-Doubles	0	0
Leads Team in Points	0	0
Leads Team in Rebounds	0	0
Leads Team in Assists	0	0

» VERHULST'S CAREER HIGHS

Points	16 vs. Longwood (11/25/22)
Field Goals	7 vs. Longwood (11/25/22)
3-Point Field Goals	3 vs. Duke (1/30/22)
Free Throws Made	3 vs. Boston College (12/30/21); vs. Bellarmine (11/16/21)
Rebounds	7 vs. Eastern Kentucky (12/16/21); vs. Pittsburgh (1/6/22)
Assists	4 vs. Bellarmine (11/16/21)
Blocked Shots	2 vs. Bellarmine (11/16/21)
Steals	3 vs. Albany (3/18/22)
Minutes Played	23 vs. Pittsburgh (1/6/22)



20 AUBREY JOENS

SENIOR • GUARD • 5-8
IOWA CITY, IOWA (IOWA STATE)



JUNIOR (2022-23)

Played in 33 games, averaging 6.1 points, 3.3 rebounds and shot 41.4% from 3-point range One of 10 nationally to make 40 3-pointers with less than 100 attempts ... Scored in double figures eight times ... Notched two double-doubles on the year ... Free-throw percentage of 91.7% was second in Big 12 among players with 35+ FTA ... Led the Sooners in points twice, rebounds once and assists once ... Tallied season-highs in points (23), rebounds (11) and 3-pointers made (5) vs. Texas Tech (Feb. 15) to land second double-double of season ... Poured in 14 points in NCAA Tournament win over Portland (March 18) ... Posted 15 points and six rebounds in Big 12 tournament win over TCU (March 10) ... Added first double-double of year vs. Northwestern State (Nov. 30) when she registered 11 points and 11 rebounds ... Perfect 3-of-3 from deep in 11-point, six rebound performance at Kansas State (Feb. 12).

SOPHOMORE (AT IOWA STATE 2021-22)

Big 12 All-Academic First Team ... Appeared in 34 games (15 starts), averaging 6.2 points and 4.7 rebounds ... Led Cyclones with over 100 3-point attempts, shooting 42.5% on team that led country in 3-point shooting ... Reached double-digit points nine times and tallied five games of 10+ rebounds ... Led Iowa State in points three times and in rebounds six times ... When Joens started, Iowa State posted a record of 14-1 ... Posted 18 points on 6-of-11 shooting from deep with six rebounds vs. Drake (Nov. 18) ... Notched first 20-point game of season vs. Southern (Nov. 21) by making six 3-pointers ... Sunk season-high seven 3-pointers vs. Penn State to score 21 points with 11 rebounds to secure one of three double-doubles of season ... Tallied career-best 24 points in win over Longwood (Dec. 6) where she hit six more 3-pointers on an 8-of-13 performance ... Posted double-double in win over No. 8 Iowa (Dec. 8), finishing with 12 points and 11 rebounds ... Finished with 16 points and six rebounds in win over Kansas (Jan. 26).

FRESHMAN (AT IOWA STATE 2020-21)

Appeared in 26 of Iowa State's 28 games on the season...averaged 5.0 points and 2.0 rebounds, while shooting 36.4 percent from the floor and

34.3 percent from long range...netted 12 points and grabbed four boards in Iowa State Big 12 opening win at TCU after connecting on four triples... netted nine points off three from deep in ISU's win at UNI...tallied 13 points in a win over Drake while going a perfect 4-of-4 from the line and connecting on three 3-pointers... netted a career-high 17 points and a career-high six boards at Oklahoma, going 6-of-13 from the field...netted nine points in ISU's regular-season finale against Kansas.

HIGH SCHOOL

Averaged 20.2 points in her senior campaign and 23.2 as a junior...was a four-year letterwinner at Iowa City High School and closed her high school career with over 1,500 points ...was named to the First-Team All-Conference her junior and senior campaigns and is a two-time Gazette Girls Basketball Player of the Year... was also a member of the All-Iowa Attack AAU squad that claimed a



» JOENS' CAREER STATS

Year	G-GS	MP-Avg.	FG-A	Pct.	3G-A	Pct.	FT-A	Pct.	Off-Def-Tot	Avg.	PF	A	TO	B	S	TP	Avg.
20-21	27-2	357-13.2	43-118	.364	34-99	.343	12-16	.750	14-39-53	2.0	33	13	15	3	16	132	4.9
21-22	34-15	725-21.3	70-168	.417	62-146	.425	10-11	.909	23-137-160	4.7	36	12	23	3	20	212	6.2
22-23	33-0	521-15.8	64-153	.418	41-99	.414	33-36	.917	34-76-110	3.3	50	27	21	4	25	202	6.1
at OU	33-0	521-15.8	64-153	.418	41-99	.414	33-36	.917	34-76-110	3.3	50	27	21	4	25	202	6.1
TOTAL	94-17	1607-17.1	177-439	.403	137-344	.398	55-63	.873	71-252-323	3.4	119	52	59	10	61	546	5.8

THE SOONERS



» Joens enters the 2023-24 season shooting 91.7% from the free throw line as a Sooner, which would be second all-time at Oklahoma if she met the minimum of career attempts of 200.

» JOENS BY THE NUMBERS

Miscellaneous	2022-23	Career
10-Plus Points	8	20
20-Plus Points	1	4
10-Plus Rebounds	2	7
Double-Doubles	2	5
Leads Team in Points	2	5
Leads Team in Rebounds	1	7
Leads Team in Assists	1	1

» JOENS' 2022-23 SEASON HIGHS

Points	23 vs. Texas Tech (2/15/23)
Field Goals	9 vs. Texas Tech (2/15/23)
3-Point Field Goals	5 vs. Texas Tech (2/15/23)
Free Throws Made	4 (4x); MR: vs. Portland (3/18/23)
Rebounds	11 (2x); MR: vs. Texas Tech (2/5/23)
Assists	5 vs. West Virginia (2/4/23)
Blocked Shots	2 vs. West Virginia (2/4/23)
Steals	4 vs. Portland (3/18/23)


» JOENS' CAREER HIGHS

Points	24 vs. Longwood (12/5/21)
Field Goals	9 vs. Texas Tech (2/15/23)
3-Point Field Goals	7 vs. Penn State (11/27/21)
Free Throws Made	4 vs. Drake (12/22/20); vs. SMU (11/11/22); at Baylor (2/7/23); vs. TCU (3/10/23)
Rebounds	14 vs. Longwood (12/5/21)
Assists	5 vs. West Virginia (2/4/23)
Blocked Shots	2 vs. West Virginia (2/4/23)
Steals	4 at Drake (11/18/21); vs. Portland (3/18/23)
Minutes Played	40 vs. UMass (11/28/21)



4 KENNADY TUCKER

REDSHIRT SENIOR • GUARD • 5-10
LITTLE ROCK, ARK. (NORTH CAROLINA)



SENIOR (2022-23)

Played in 33 games off the bench for the Sooners ... Averaged 2.7 points, 2.1 rebounds and 1.7 assists per game ... Scored season-high 11 points vs. Utah (Nov. 16) and pulled in five rebounds ... Secured season-high six boards vs. Northwestern State (Nov. 30) ... Dished out five assists twice, including vs. Portland in the NCAA Tournament (March 18) ... Matched career high with three steals vs. BYU (Nov. 15).

JUNIOR (2021-22)

Played in 34 games, started final 24 games for the Sooners ... Averaged 5.0 PPG, 2.6 RPG and 2.2 APG ... Scored in double figures three times, including a career-high 12 points vs. Wichita State on Dec. 29 ... Grabbed a career-best seven rebounds three times ... Dished out career-high six assists vs. Iowa State on Jan. 5 ... Corralled three steals in four different games and was one of five Sooners with 40+ steals on the season.

SOPHOMORE (AT UNC 2020-21)

Played in seven games off the bench ... Announced intention to transfer during season.

FRESHMAN (AT UNC 2019-20)

Came off the bench to play in all 30 games ... Averaged 1.6 points and 1.3 rebounds in 13.9 minutes per game ... Scoring high is seven points, which she hit on two occasions, including the ACC opener against Pitt ... Career-high with five rebounds on

three occasions ... Had a career-high five assists with one turnover in 12 minutes against Clemson

HIGH SCHOOL

Spent two seasons at North Carolina ... Ranked as the No. 25 overall player in the 2019 class by All Star Girls Report ... Listed as No. 45 overall and the seventh best guard in the class by Prospect Nation ... Named a four-star recruit with an overall grade of 95 (out of 100) by ESPN ... Played both point and shooting guard for the Lady Charging Cats at North Little Rock HS ... Compiled 1,120 points, 423 rebounds, 267 assists and 188 steals in four seasons ... Named to All-State team twice and All-Conference selection all four years ... Was a junior on the 2018 Class 7A state championship team and a sophomore on the team that finished as state runner-up in 2017 ... Averaged career highs in points (12.6), rebounds (4.3), assists (2.8) and steals (2.9) as a senior.

PERSONAL

Parents are Sed and Catina Tucker ... Graduated in May 2023 with a degree in sociology ... Pursuing Masters in Human Relations ... Selected to WBCA "So You Want To Be A Coach" program in 2023.



» TUCKER'S CAREER STATS

Year	G-GS	MP-Avg.	FG-A	Pct.	3G-A	Pct.	FT-A	Pct.	Off-Def-Tot	Avg.	PF	A	TO	B	S	TP	Avg.
19-20	30-0	419-14.0	13-65	.200	4-22	.182	18-28	.643	17-23-40	1.3	55	23	28	2	20	48	1.6
20-21	7-0	65-9.3	5-12	.417	0-1	.000	0-0	.000	7-1-8	1.1	7	11	4	0	0	10	1.4
21-22	34-24	815-24.0	56-149	.376	18-63	.286	41-65	.631	49-40-89	2.6	80	75	68	3	40	171	5.0
22-23	33-0	584-17.7	28-69	.406	10-32	.313	23031	.742	35-33-68	2.1	77	57	44	3	20	89	2.7
at OU	67-24	1402-20.9	84-218	.385	28-95	.295	64-96	.667	84-73-157	2.3	157	132	112	6	60	260	3.9
TOTAL	104-24	1886-18.1	102-295	.346	32-118	.271	82-124	.661	108-97-205	2.0	219	166	144	8	80	318	3.1



» Tucker secured the game-winning steal in a double-overtime win over West Virginia on Feb. 5, 2022, as the Sooners celebrated their annual Play4Kay Pink Game. Oklahoma won the contest 101-99.

» TUCKER BY THE NUMBERS

Miscellaneous	2022-23	Career
10-Plus Points	1	4
20-Plus Points	0	0
10-Plus Rebounds	0	0
Double-Doubles	0	0
Leads Team in Points	0	0
Leads Team in Rebounds	1	1
Leads Team in Assists	2	6

» TUCKER'S 2022-23 SEASON HIGHS

Points	11 at Utah (11/16/22)
Field Goals	4 at Utah (11/16/22)
3-Point Field Goals	1 (10 times)
Free Throws Made	3 at Arkansas State (11/22/22)
Rebounds	6 vs. Northwestern State (11/30/22)
Assists	5 (2x); MR: vs. Portland (3/18/23)
Blocked Shots	1 (3x); MR: at UCLA (3/20/23)
Steals	3 (3x); MR: vs. Robert Morris (12/11/22)

» CAREER HIGHS

Points	12 vs. Wichita State (12/29/21)
Field Goals	4 (5x); MR: at Utah (11/16/22)
3-Point Field Goals	3 at Oklahoma State (3/2/22)
Free Throws Made	6 at West Virginia (1/29/22)
Rebounds	7 vs. BYU (12/10/21); vs. West Virginia (2/5/22); vs. Kansas (3/11/22)
Assists	6 vs. Iowa State (1/5/22)
Blocked Shots	1 (5x); MR: vs. IUPUI (3/19/22)
Steals	3 (7x); MR: vs. Robert Morris (12/11/22)
Minutes Played	41 vs. West Virginia (2/5/22)



O

BEATRICE CULLITON

SOPHOMORE • CENTER • 6-3

OVERLAND PARK, KAN. (ST. THOMAS AQUINAS)



CAREER HONORS

- ▶ 2023 Big 12 All-Freshman Team
- ▶ 2023 Big 12 All-Rookie Academic Team

FRESHMAN (2022-23)

Big 12 All-Freshman team selection ... Big 12 All-Rookie Academic Team ... Played in all 33 games ... Averaged 4.2 points, 3.0 rebounds and 1.2 assists ... First OU freshman center to make All-Freshman team since Courtney Paris ... Posted four games with double-digit points ... Season-high 11 points in a win at Oklahoma State (March 4) and added six rebounds ... Tied season-high with 11 points at Arkansas State (Nov. 11), adding six rebounds and three assists ... Posted eight points and a season-high eight rebounds vs. Iowa State in the Big 12 semifinal (March 11) ... Dished out 10 assists in a win vs. Texas Tech (Feb. 15) ... 10 assists were the most for an OU freshman center in program history and most for a freshman post nationally in at least 15 years ... Averaged 5.1 points, 3.4 rebounds and 1.4 assists in Big 12 play ... Notched the sixth-best offensive rebounding rate (12.5%) among league players in conference play.

HIGH SCHOOL

Four-star prospect named No. 96 player in nation by ESPN ... Tabbed as No. 40 recruit in country by

Blue Star ... McDonald's All-American nominee ... Three-time All-State selection in Kansas by the KSHSAA ... Led St. Thomas Aquinas (Kansas) to four 5A state titles, combining for an 80-8 record over four seasons ... Winner of DiRenna Award, given annually to the best girl's basketball player in Kansas City ... Honored as the 5A Player of the Year by Sports in Kansas ... Only player in state of Kansas to average a double-double in 2021 ... Averaged 14.5 points, 10.0 rebounds as a junior ... In final prep season, posted averages of 15.3 points, 8.9 rebounds and 2.6 assists ... Closed high school career with 1,227 points and school record 730 rebounds ... Named Most Outstanding Player of 2022 State Tournament ... Third player from Aquinas to sign with Sooners joining Lauren Willis and Kelsey Hill, who both inked with OU in 2007.

PERSONAL

Name pronounced CULL-eh-ten ... Nicknamed "B" ... Grandmother once broke the Oklahoma high school record by scoring 58 points in a game ... Brothers, Brett and Cale McMakin, played Division I football at Northern Iowa and Pitt State, respectively ... Has two cats named Rocket and Rover ... Majoring in Biomedical Engineering.

» CULLITON BY THE NUMBERS

Miscellaneous	2022-23	Career
10-Plus Points	5	5
20-Plus Points	0	0
10-Plus Rebounds	0	0
Double-Doubles	0	0
Leads Team in Points	0	0
Leads Team in Rebounds	2	2
Leads Team in Assists	2	2

» CULLITON'S CAREER HIGHS

Points	11 (2x) at Oklahoma State (3/4/23); at Arkansas State (11/22/22)
Field Goals	5 (2x) at Oklahoma State (3/4/23); at Arkansas State (11/22/22)
3-Point Field Goals	N/A
Free Throws Made	4 vs. Kansas (1/14/23)
Rebounds	8 vs. Iowa State (3/11/23)
Assists	10 vs. Texas Tech (2/15/23)
Blocked Shots	2 vs. Texas (2/25/23)
Steals	2 (2x); MR: at Kansas State (2/12/23); at TCU (1/18/23)
Minutes Played	20 vs. Iowa State (3/11/23)

» CULLITON'S CAREER STATS

Year	G-GS	MP-Avg.	FG-A	Pct.	3G-A	Pct.	FT-A	Pct.	Off-Def-Tot	Avg.	PF	A	TO	B	S	TP	Avg.
22-23	33-0	339-10.3	51-106	.481	0-0	.000	36-49	.735	40-60-100	3.0	70	39	39	8	7	138	4.2
TOTAL	33-0	339-10.3	51-106	.481	0-0	.000	36-49	.735	40-60-100	3.0	70	39	39	8	7	138	4.2



13 JORDAN MOSER

REDSHIRT SENIOR • FORWARD • 6-1
NORMAN, OKLA. (LOYOLA CHICAGO)



SENIOR (2022-23)

Academic All-Big 12 selection ... Appeared in three games off the bench ... Scored first career points and grabbed a rebound vs. Northwestern State (Nov. 30) ... Made postseason debut in Oklahoma's NCAA Tournament win over Portland (March 18).

JUNIOR (2021-22)

Played in six games, including two conference games ... Tallied a season-high two minutes vs. Eastern Michigan (Dec. 7) and vs. Wichita State (Dec. 29).

SOPHOMORE (AT LOYOLA 2020-21)

Appeared in four games ... Collected a rebound in wins over Chicago State (Nov. 28), Evansville (Feb. 13), and Abilene Christian (March 21) ... Played a career-best eight minutes against the Purple Aces.

FRESHMAN (AT

LOYOLA 2019-20)

Made lone appearance of her freshman year in road win at Detroit Mercy (Nov. 5).

HIGH SCHOOL

Attended Loyola Academy for high school in suburban Wilmette, Ill. ... Two-year varsity player ... Helped lead Ramblers to a berth in the Sectional Semifinals during her senior season.

PERSONAL

Daughter of Porter and Megan Moser ... Dad, Porter, is the head men's basketball coach at Oklahoma ... Brother, Jake, plays on the Oklahoma men's basketball team ... Graduated with a degree in Sports Business Administration ... Pursuing Masters in Business Administration.

» MOSER BY THE NUMBERS

Miscellaneous	2022-23	Career
10-Plus Points	0	0
20-Plus Points	0	0
10-Plus Rebounds	0	0
Double-Doubles	0	0
Leads Team in Points	0	0
Leads Team in Rebounds	0	0
Leads Team in Assists	0	0

» MOSER'S CAREER HIGHS

Points1 vs. Northwestern State (11/30/22)
Field GoalsN/A
3-Point Field GoalsN/A
Free Throws Made1 vs. N'Western State (11/30/22)
Rebounds1 (4x); at Chicago State (11/28/20); at Evansville (2/13/21); vs. Abilene Christian (3/21/21); vs. N'Western St. (11/30/22)
AssistsN/A
Blocked ShotsN/A
StealsN/A

» MOSER'S CAREER STATS


Year	G-GS	MP-Avg.	FG-A	Pct.	3G-A	Pct.	FT-A	Pct.	Off-Def-Tot	Avg.	PF	A	TO	B	S	TP	Avg.
19-20	1-0	2-1.8	0-1	.000	0-0	.000	0-0	.000	0-0-0	0.0	0	0	0	0	0	0	0.0
20-21	4-0	14-3.5	0-4	.000	0-3	.000	0-0	.000	0-3-3	0.8	1	0	1	0	0	0	0.0
21-22	6-0	9-1.5	0-2	.000	0-1	.000	0-0	.000	0-0-0	0.0	1	0	0	0	0	0	0.0
22-23	3-0	3-1.1	0-1	.000	0-0	.000	1-2	.500	1-0-1	0.3	0	0	0	0	0	1	0.3
at OU	9-0	12-1.3	0-3	.000	0-1	.000	1-2	.500	1-0-1	0.1	1	0	0	0	0	1	0.1
TOTAL	14-0	28-2.0	0-8	.000	0-4	.000	1-2	.500	1-3-4	0.3	2	0	1	0	0	1	0.1



5

KIERSTEN JOHNSON

SOPHOMORE • CENTER • 6-4
DUNCANVILLE, TEXAS (DUNCANVILLE)



FRESHMAN (2022-23)

Appeared in 25 games off the bench ... Averaged 3.0 points, 2.2 rebounds, 1.2 blocks and 0.7 assists per game ... Team-high 1.2 blocks per game were the third most in the Big 12 and most for a freshman ... 30 total blocks were fifth most ever for a Sooner freshman ... Third OU freshman with 30+ blocks since 1992 ... Season-high 11 points on 5-of-8 shooting vs. Northwestern State (Nov. 30) ... Posted four games with a season-high five rebounds vs. Power Five opponents ... Four blocks vs. UT Arlington (Nov. 20) were the most for an OU first-year player since Nancy Mulkey's eight on Feb. 1, 2017 ... One of three Power Five freshmen nationally to notch 1.2 BPG.

in 2022 ... Chose Oklahoma over Texas, Baylor, Mississippi State, Florida and others.

PERSONAL

Daughter of DeeAnn Tate ... Nicknamed "KJ" ... Majoring in Human Relations.

HIGH SCHOOL

FoFour-star forward per Prospects Nation ... Graded 90 overall as the No. 24 forward in the country by ESPN ... Rose as high as 40th nationally in the ESPN rankings ... Led Duncanville (Texas) to a 28-3 record and state semifinal as a junior ... As a senior, guided Duncanville to a 34-7 record and top-20 national ranking ... Averaged 7.2 points, 6.5 rebounds and 1.5 blocks over junior and senior seasons for the Pantherettes ... Starred on the ProSkills Texas EYBL team that sent seven players to Division I basketball

» JOHNSON BY THE NUMBERS

Miscellaneous	2022-23	Career
10-Plus Points	1	1
20-Plus Points	0	0
10-Plus Rebounds	0	0
Double-Doubles	0	0
Leads Team in Points	0	0
Leads Team in Rebounds	0	0
Leads Team in Assists	0	0

» JOHNSON'S CAREER HIGHS

Points11 vs. Northwestern State (11/30/22)
Field Goals 5 vs. Northwestern State (11/30/22)
3-Point Field GoalsN/A
Free Throws Made2 (3x); at Texas Tech (1/11/23); at West Virginia (12/31/22); vs. Southern (12/18/22)
Rebounds5 (4x); at Texas (1/25/23); vs. Florida (12/21/22); vs. Ole Miss (12/4/22); at BYU (11/15/22)
Assists 2 (5x); at Texas (1/25/23); vs. Baylor (1/3/23); vs. Southern (12/18/22); vs. UTA (11/20/22); at Utah (11/17/22)
Blocked Shots 4 vs. UT-Arlington (11/20/22)
Steals 1 (4x); vs. Portland (3/18/23); at Oklahoma St. (3/4/23); at Texas (1/25/23); vs. Florida (12/21/22)


» JOHNSON'S CAREER STATS

Year	G	GS	MP-Avg.	FG-A	Pct.	3G-A	Pct.	FT-A	Pct.	Off-Def-Tot	Avg.	PF	A	TO	B	S	TP	Avg.							
22-23	25	0	230	9	2	32	93	.344	0	13	.000	12	22	.545	16	40	56	2.2	23	17	17	30	4	76	3.0
TOTAL	25	0	230	9	2	32	93	.344	0	13	.000	12	22	.545	16	40	56	2.2	23	17	17	30	4	76	3.0



2 REYNA SCOTT

SOPHOMORE • GUARD • 5-10
HARLEM, NEW YORK CITY, N.Y. (NAZARETH)



FRESHMAN (2022-23)

Played in 24 games, averaging 9.3 minutes per contest ... Averaged 3.0 points, 1.0 rebounds and 1.2 assists per game ... Shot 44.1% from the floor and 41.7% from 3-point range ... First OU freshman guard to shoot 44% with over 50 FGA since Taylor Robertson in 2019 ... Scored season-high 15 points at Utah on 6-of-9 (.667) shooting ... Posted season-highs in assists (5) and rebounds (4) in a win over Oral Roberts.

HIGH SCHOOL

Four-star prospect named No. 96 player in nation by ESPN ... Tabbed as the No. 179 recruit in the nation by ASGR ... One of the top guards out of New York ... 2019 Adidas All-American ... 2022 McDonald's All-American nominee ... First-team All-Catholic High School Athletic Association selection for Nazareth High School in Brooklyn ... Member of the SLAAM Basketball Top 20 List in 2021 ... As a senior at Nazareth, averaged 21.1 points, 7.3 rebounds, 5.9 assists and 3.7 steals per game ... In prep career, averaged 16.5 points, 7.8 rebounds, 3.8 assists and 3.0 steals per contest ... Only player in school history to finish career with 1,000 points, 500 rebounds, 250 assists and 200 steals ... Chose Oklahoma over Texas A&M and Seton Hall.

PERSONAL

Daughter of Steven and Renee Scott ... Majoring in Health and Exercise Science.

» SCOTT BY THE NUMBERS

Miscellaneous	2022-23	Career
10-Plus Points	1	1
20-Plus Points	0	0
10-Plus Rebounds	0	0
Double-Doubles	0	0
Leads Team in Points	1	1
Leads Team in Rebounds	0	0
Leads Team in Assists	2	2

» SCOTT'S CAREER HIGHS

Points	15 at Utah (11/16/22)
Field Goals	6 at Utah (11/16/22)
3-Point Field Goals	2 vs. SMU (11/11/22)
Free Throws Made	4 vs. Ole Miss (12/4/22)
Rebounds	4 vs. Oral Roberts (11/7/22)
Assists	5 vs. Oral Roberts (11/7/22)
Blocked Shots	1 (3x); MR: Arkansas St. (11/22/22)
Steals	2 (3x); MR: N'Western St. (11/30/22)
Minutes Played	21 vs. Northwestern St. (11/30/22)

» SCOTT'S CAREER STATS

Year	G-GS	MP-Avg.	FG-A	Pct.	3G-A	Pct.	FT-A	Pct.	Off-Def-Tot	Avg.	PF	A	TO	B	S	TP	Avg.
22-23	24-0	224-9.3	26-59	.441	5-12	.417	14-21	.667	5-19-24	1.0	20	29	43	4	11	71	3.0
TOTAL	24-0	224-9.3	26-59	.441	5-12	.417	14-21	.667	5-19-24	1.0	20	29	43	4	11	71	3.0



11 KAYLA COOPER

SOPHOMORE • GUARD • 5-9
PLANO, TEXAS (EAST)



FRESHMAN (2022-23)

Appeared in six games off the bench ... Posted two assists and a steal in a season-high nine minutes played at Utah (Nov. 16) ... Played in NCAA Tournament game vs. Portland (March 18).

HIGH SCHOOL

Tabbed as the No. 70 recruit in the nation by BlueStar Basketball ... McDonald's All-American nominee ... Named one of the top-10 prospects in Texas by Texas Prep Girls Hoops ... Led Plano East (Texas) to a pair of regional tournaments ... High school teams went a combined 86-30 over four seasons ... First-team All-District selection in 2020 ... District 9-6A Newcomer of the Year in 2019 ... All-Region selection as a junior ... Missed senior season with a leg injury ... Two-time District 9-6A Academic All-District selection ... Starred on the Cy-Fair Elite team.

PERSONAL

Daughter of Kendrick and Ursula Cooper ... Majoring in Sports Business.

» COOPER BY THE NUMBERS

Miscellaneous	2022-23	Career
10-Plus Points	0	0
20-Plus Points	0	0
10-Plus Rebounds	0	0
Double-Doubles	0	0
Leads Team in Points	0	0
Leads Team in Rebounds	0	0
Leads Team in Assists	0	0


Points	N/A
Field Goals	N/A
3-Point Field Goals	N/A
Free Throws Made	N/A
Rebounds	1 at Utah (11/16/22)
Assists	2 at Utah (11/16/22)
Blocked Shots	N/A
Steals	1 at Utah (11/16/22)
Minutes Played	9 at Utah (11/16/22)

Year	G	GS	MP	Avg.	FG-A	Pct.	3G-A	Pct.	FT-A	Pct.	Off-Def-Tot	Avg.	PF	A	TO	B	S	TP	Avg.
22-23	6	0	18	3.1	0-4	.000	0-3	.000	0-0	.000	0-1-1	0.2	0	2	1	0	1	0	0.0
TOTAL	6	0	18	3.1	0-4	.000	0-3	.000	0-0	.000	0-1-1	0.2	0	2	1	0	1	0	0.0



32 SAHARA WILLIAMS

FRESHMAN • FORWARD • 5-10
WATERLOO, IOWA (WEST)



HIGH SCHOOL

A five-star recruit according to ESPN ... Rated by ESPN and Prospects Nation as the No. 23 overall player in the country ... Member of Bluestar Top 30 class ... Named the fourth-best wing in the nation by ESPN ... Averaged 21.2 points, 10.1 rebounds, 4.7 assists and 3.2 steals per game as a senior at Waterloo West High School (Iowa) ... Earned McDonald's All-American honors in 2023 ... Named to 2023 USA Women's Nike Hoop Summit Team ... Member of 2023 Jordan Brand Classic All-Star team ... Three-time IPSWA Class 5A All-State First Team selection ... Led Waterloo West to state finals in 2022 and averaged 19.7 points, 6.7 rebounds and 4.0 assists per game as a junior ... Starred on All-Iowa Attack Nike EYBL team.

USA BASKETBALL

Two-time gold medalist at the 3x3 U18 World Cup, leading Team USA to gold in 2022 and 2023 ... Played on 2023 USA Women's Nike Hoop Summit Team, where the USA won 100-79 against the World Select team.

PERSONAL

Majoring in Human Relations.

25 LANDRY ALLEN

FRESHMAN • CENTER • 6-3
TUTTLE, OKLA. (TUTTLE)



HIGH SCHOOL

A four-star recruit per ESPN and Prep Girls Hoops ... Rated by ESPN as the No. 10 center in the 2023 class and as the No. 2 player in Oklahoma by Prep Girls Hoops ... Averaged 17.2 points, 9.1 rebounds, 3.6 blocks and 1.1 assists per game as a senior ... Was named Western Athletic Conference (HS) MVP in 2023 ... Led Tuttle (Okla.) High School to its first state championship as a junior, posting 20.6 points, 10.3 rebounds and 4.3 blocks in the tournament ... Two-time Oklahoma Super 5 All-State selection ... Three-time All-Conference honoree ... Led Southwest Elite AAU to a national championship at the Run for the Roses National Championship.

PERSONAL

Majoring in Human Relations.



**STAFF
STAFF
STAFF**





JENNIE BARANCZYK

THIRD SEASON AS HEAD COACH • 2022, 2023 NATIONAL COACH OF THE YEAR FINALIST
2023 BIG 12 CHAMPION • ONLY OU COACH TO MAKE NCAA TOURNAMENT IN FIRST TWO YEARS
REACHED 50 WINS FASTER THAN ANY BASKETBALL COACH IN OKLAHOMA HISTORY



Jennie Baranczyk was named the ninth head coach of the Oklahoma women's basketball program on April 10, 2021, and will enter her third season at the program's helm in 2023-24.

Baranczyk (pronounced bah-RAHN-check), a 12-year head coach, spent nine seasons at Drake before starting her Oklahoma tenure in 2021-22. In each of her first two seasons in Norman, Baranczyk was a WBCA National Coach of the Year finalist. Her 51-16 (.761) record marked the best two-year start in program history.

Her teams have reached 20 wins in eight of the last nine seasons, including back-to-back 25-win campaigns at Oklahoma. She's led her teams to five NCAA Tournaments and produced 30 all-conference honorees over the previous 12 seasons.

In her second season at Oklahoma, Baranczyk led Oklahoma to its first Big 12 championship since 2009. The Sooners posted a 14-4 record in league play to share the conference's regular season title en route to a 26-7 overall record and second consecutive NCAA Tournament. The Sooners swept a program-record six teams in league play, and the team's 26 wins were the most for Oklahoma in 13 years.

She coached Madi Williams to a unanimous All-Big 12 first-team selection, Taylor Robertson and Ana Llanusa to second-team honors and Skylar Vann to an honorable mention. Vann also won the league's Sixth Player Award for the second consecutive year, and freshman Beatrice Culliton earned an All-Freshman nod. In addition, Baranczyk developed Williams into one of the nation's top players, as the forward became OU's first WNBA Draft Pick (18th overall) since 2013. Williams and Robertson earned WBCA All-America honors, and Williams garnered an AP All-America nod, too.

In her first year in Norman, she led one of the greatest turnarounds in the country, guiding the Sooners to a 25-9 record and into the second round of the NCAA Tournament. The 13-win improvement from the season before Baranczyk's arrival was the second-largest turnaround in program history. The Des Moines, Iowa, product was named a WBCA National Coach of the Year finalist for her efforts. In addition, the team reached 20 wins faster than all but two teams in program history, rising to No. 12 in the AP Poll midway through the season. Madi Williams and Taylor Robertson earned unanimous All-Big 12 first-team selections, while Skylar Vann was named the league's Sixth Player of the Year.

She became the only first-year head coach in OU history to sweep Baylor and Oklahoma State in the regular season and added a win over Texas in her first campaign. Her four wins over top-25 teams were the most for a first-year Sooner head coach and were the most for the program since 2009-10, the last time OU posted 25 wins in a season.

She coached two Sooners, Taylor Robertson and Madi Williams, to unanimous first-team All-Big 12 selections, the first Sooner pair to do since 2012. Under Baranczyk's watch, Skylar Vann was named the 2022 Big 12 Sixth Player of the Year, and Kelbie Washington earned All-Big 12 Freshman Team honors. Robertson became OU's first All-America

THE BARANCZYK FILE

Hometown Des Moines, Iowa
High School West Des Moines College Iowa, 2004
Family Husband, Scott
..... Son, Eli
..... Daughters, Jordi and Hope

HEAD COACHING CAREER

Years 11
Record 243-112
NCAA Tournaments 5
..... 2017, 2018, 2019, 2022, 2023
Women's NITs 3
..... 2014, 2015, 2019
Postseason Record 5-8

AS OU HEAD COACH

Years 2
Record 51-16
vs. Big 12 Teams 28-12
Home Record 26-6
Road Record 17-7
Neutral Site Record 7-3
vs. AP Top 25 6-11
NCAA Tournaments 2
Postseason Record 2-2

COACHING HISTORY

2021-Present: Oklahoma
Head Coach

2012-21: Drake
Head Coach

2010-12: Colorado
Assistant Coach

2006-10: Marquette
Assistant Coach

2004-06: Kansas State
Assistant Coach



JENNIE BARANCZYK

selection since Aaryn Ellenberg in 2014, earning an honorable mention.

Baranczyk came to OU after amassing a 192-96 (.667) record at Drake and leading the Bulldogs to six consecutive 20-win seasons (2014-15 through 2019-20) and three NCAA tournament berths (2017-19). A two-time Missouri Valley Conference Coach of the Year, Baranczyk's .667 winning percentage ranks fifth in the league's history.

Baranczyk won back-to-back MVC Coach of the Year awards after her team's historic 2016-17 and 2017-18 campaigns, leading the Bulldogs to an 18-0 regular-season conference record both years and winning both MVC Tournaments. And after the 2018-19 squad posted a 17-1 league record, the Bulldogs had amassed a near-perfect three-year MVC mark of 53-1 (.981).

Drake's 2016-17 team finished with a 28-5 record, including a school- and MVC-record 22-game winning streak. That season, Baranczyk was named Mid-Major Coach of the Year by ESPNW.

Three of Baranczyk's players at Drake combined to win five Missouri Valley Conference Player of the Year awards. She produced 24 all-conference selections during her Drake tenure, including a league-high 18 first-team honorees and a league-leading 38 MVC Player of the Week winners. In addition, she coached four players to MVC Freshman of the Year honors and the program's first two MVC Defensive Player of the Year recipients in 2018 and 2019.

Baranczyk began her coaching career in the Big 12 Conference, serving first as an assistant coach at Kansas State during the 2005-06 season (the Wildcats won the WNIT) and returning to the league as an assistant coach at Colorado from 2010-12. Between her Big 12 stints, Baranczyk was

an assistant coach at Marquette from 2006-10, helping the Golden Eagles to an 81-53 record and four postseason appearances. The 2007-08 squad won the WNIT title.

Formerly Jennie Lillis, Baranczyk spent her collegiate career at the University of Iowa (2000-04) and is regarded as one of the best all-around players in Hawkeye women's basketball history. She was a three-time All-Big Ten Conference selection, earning first-team honors as a junior (2003) and second-team recognition as a sophomore (2002) and senior (2004).

The Des Moines, Iowa, product led the Hawkeyes to four postseason appearances, including three NCAA tournament berths and the 2001 Big Ten Tournament title. Baranczyk graduated as the only player in Iowa history ranked in the top 10 of five major statistical categories: points, rebounds, assists, steals and blocks. Additionally, she was one of only two Hawkeyes to score more than 1,700 points and grab 800 rebounds in their career. Baranczyk earned a bachelor's degree in communication studies from Iowa in 2004. She was the recipient of the 2004 Big Ten Conference's Medal of Honor, the award given annually to a student in the graduating class of each university that demonstrated proficiency in scholarship and athletics. She was also a three-time Academic All-Big Ten honoree, a WBCA Scholarship Award recipient, a CoSIDA Academic All-District selection and a Collegiate Basketball Award for Excellence semifinalist as a senior in 2004.

Baranczyk, who obtained a master's degree in counseling and student development from Kansas State in 2006, is married. She and her husband, Scott, have a son, Eli, and two daughters, Jordi and Hope.

BARANCZYK BY THE NUMBERS

Year	School	Overall		Conf.		Place	Conf. Tourney	Postseason
		W	L	W	L			
2012-13	Drake	11	20	5	13	9th	1-1	-
2013-14	Drake	17	15	9	9	5th	2-1	-
2014-15	Drake	20	11	15	3	2nd	0-1	WNIT (0-1)
2015-16	Drake	23	10	14	4	2nd	1-1	WNIT (1-1)
2016-17	Drake	28	5	18	0	1st	3-0	NCAA (0-1)
2017-18	Drake	26	7	18	0	1st	3-0	NCAA (0-1)
2018-19	Drake	27	7	17	1	1st	2-1	NCAA (0-1)
2019-20	Drake	22	8	14	4	2nd	N/A	N/A
2020-21	Drake	18	12	13	5	2nd	1-1	WNIT (2-1)
2021-22	Oklahoma	25	9	12	6	4th	1-1	NCAA (1-1)
2022-23	Oklahoma	26	7	14	4	T1st	1-1	NCAA (1-1)
Total (11 years)		243	112	149	49		15-8	5-8

THE SOONERS



SHANNON GAGE

ASSISTANT COACH • THIRD SEASON AT OKLAHOMA • FIRST SEASON AS COACH

Assistant coach Shannon Gage is set to enter her first year as an assistant for the Sooners but will enter her third year overall with the program in 2023-24.

Gage, a 15-year coaching veteran, spent the first two seasons of the Baranczyk era as Oklahoma's Director of Basketball Operations.

A Tulsa, Oklahoma, native, Gage returned to coaching in 2023 after a nine-year hiatus where she served in various behind-the-scenes roles. Before joining the Oklahoma staff on the operations side, she worked as an assistant coach at Oklahoma State (2013-15), Iowa (two stints: 03-05, 07-13) and Michigan (2005-07). In her three seasons in Stillwater, she helped guide the Cowgirls to three consecutive NCAA Tournaments, including a run to the Sweet 16 in 2014. Her three-year tenure at OSU produced the third-most winningest stretch in the program's history, compiling a record of 66-31.

At Iowa, Gage worked with Hawkeye perimeter players, coaching 19 All-Big Ten selections, the 2010 Big Ten Freshman of the Year and the 2003 Big Ten Sixth Player of the Year. With Gage helping lead the charge, the Hawkeyes signed a top-10 recruiting class bringing some of the nation's top talent to Iowa City. Additionally, she coached a pair of all-district selections and two honorable mention All-Americans. With Gage on the bench, the Hawkeyes appeared in six NCAA Tournaments, including 2004 when All-Big Ten selection Baranczyk starred on the court for Iowa, and won the 2008 Big Ten regular season championship.

A 1999 graduate of Southwest Missouri State (now Missouri State), Gage was a standout guard for the Bears for head coach Cheryl Burnett. She appeared in 91 games making 11 starts for the Bears and totaled over 1,200 minutes played. While on the team, Missouri State compiled an 87-33 record and 57-15 mark in the Missouri Valley Conference, appearing three times in the NCAA Tournament.

THE GAGE FILE

Hometown Tulsa, Okla.
High School Central
College Missouri State, 1999

POSTSEASON HISTORY

Years 15
NCAA Tournaments 9
...2004, 2008, 2009, 2010, 2011
..... 2012, 2013, 2014, 2015

NCAA TOURNAMENTS (9)

2004 Iowa R64
2008 Iowa R64
2009 Iowa R64
2010 Iowa R32
2011 Iowa R64
2012 Iowa R64
2013 Iowa R32
2014 Oklahoma State S16
2015 Oklahoma State R64

CACHING HISTORY

2023-Present: Oklahoma
Assistant Coach

2021-23: Oklahoma
Director of Operations

2014-15: Oklahoma State
Assistant Coach

2007-13: Iowa
Assistant Coach

2005-07: Michigan
Assistant Coach

2003-05: Iowa
Assistant Coach



MICHAEL NEAL

ASSISTANT COACH • THIRD SEASON AT OKLAHOMA

Assistant coach Michael Neal will enter his third season on the Oklahoma bench in 2023-24 after joining Jennie Baranczyk's staff prior to the 2021-22 season.

In his second season with the Sooners, Neal helped guide OU to a share of its first Big 12 championship since 2009 as the Sooners posted a 14-4 record in league play. A conference-high five players earned postseason Big 12 recognitions, highlighted by Madi Williams' unanimous All-Big 12 first-team honor and Skylar Vann's Big 12 Sixth Player of the Year award. Neal and the Sooners advanced to the second round of the NCAA Tournament for the second consecutive season in 2023.

In his first year at Oklahoma, the Sooners reached the second round of the NCAA Tournament for the first time since 2017. Oklahoma posted the nation's third-highest scoring average (82.6) and scored the second-most points (2,808) in school history while sinking a program-record 316 3-pointers. The Sooners swept Baylor and Oklahoma State in the regular season, winning a first-year staff record four games over ranked opponents.

Neal joined the Sooners after seven transformative seasons as head coach of the Norman High School girls' team. He led the Lady Tigers to a 43-1 overall record in his final two seasons at Norman, winning Class 6A state championships in 2019 and 2021. For his efforts at Norman High, Neal was named The Oklahoman's 2021 Super 5 Coach of the Year and USA Today's Oklahoma Coach of the Year for the same season.

Norman High was the No. 1 seed in the 2020 state tournament before the event was canceled due to the onset of the COVID-19 pandemic. Neal was named the Norman Transcript's 2020 Girls' Basketball Coach of the Year after leading the Lady Tigers to a 24-1 record, the Central Oklahoma Athletic Conference championship and a 22-game winning streak heading into the state tournament.

Neal coached several NHS players to all-district and all-state honors, and the 2021 Norman roster featured four players who either signed with or committed to NCAA Division I schools.

No stranger to Lloyd Noble Center, Neal played for the OU men's basketball team during the 2005-06 and 2006-07 campaigns, when he averaged 11.0 points and 2.6 rebounds while shooting 37.5% from 3-point range (136 makes). With Neal on the team, Oklahoma advanced to the 2006 NCAA Tournament with a 20-9 record.

Following his career at Oklahoma, Neal played professionally overseas in France and Germany for Saint-Quentin and the Dusseldorf Magics before returning to the United States.

Neal and his wife, LaToya, live in Norman and have two sons, Nash and Jude, as well as one daughter, Emry.

THE NEAL FILE

Hometown Mesquite, Texas
High School Potteet
College Oklahoma, 2007

POSTSEASON HISTORY

Years 2
NCAA Tournaments 2
..... 2022, 2023

NCAA TOURNAMENTS (2)

2022 Oklahoma R32
2023 Oklahoma R32

CACHING HISTORY

2021-Present: Oklahoma
Assistant Coach

2014-21: Norman High School
Head Girls Basketball Coach

2012-14: Norman High School
Assistant Boys Basketball Coach

THE SOONERS



THE SMITH FILE

HometownCrystal Falls, Mich.
 High SchoolForest Park
 CollegeMichigan State, 1984

TERRY SMITH

ASSISTANT COACH • FIRST SEASON AT OKLAHOMA

Assistant coach Terry Smith enters his first season as an assistant coach at Oklahoma after joining the Sooners on Oct. 20, 2023.

Smith, a 38-year coaching veteran with experience at the professional, collegiate and prep levels, joins the Sooners after spending the past two seasons providing statistical analytics support to the women's basketball teams at Oklahoma, Arizona, Iowa and South Carolina.

Smith, who was recently inducted into the Michigan Upper Peninsula Sports Hall of Fame, spent 27 years as a collegiate basketball coach, including 19 as a men's head coach. He amassed over 300 victories as a head coach and over 100 wins as an assistant in his career, winning a combined 10 championships at various stops.

Most recently, Smith was the men's head coach at Finlandia (2011-14) and was a women's basketball assistant coach at Michigan State during the 2010-11 season. He also served as head coach at Lake Superior State (1991-97), Grand Valley State (1997-2004) and Alma College (2007-10). A 1984 graduate of Michigan State, Smith got his start in collegiate coaching as an assistant coach at Ferris State University during the 1987-88 season, before moving to Lake Superior State as an assistant in 1988 until he was promoted to head coach in 1991.

Smith resides in Norman.



MARKISHA KASTANTIN

DIRECTOR OF PLAYER DEVELOPMENT & ASSISTANT COACH

THIRD SEASON AT OKLAHOMA

Markisha Kastantin, a stalwart of Jennie Baranczyk's staffs, enters her third season at Oklahoma in 2023-24 and first as an assistant coach.

Kastantain (KASS-tan-teen) served as Oklahoma's director of player development in the first two seasons of the Baranczyk era, and will continue those responsibilities in addition to her new coaching role.

In her first two years at Oklahoma as the director of player development she assisted the Sooners to a pair of NCAA Tournament berths and the 2023 Big 12 regular season championship. Her off-the-floor development paid dividends as Oklahoma had four players earn All-Big 12 accolades in 2023, improved from two in 2022.

Prior to her arrival in Norman, Kastantin was an assistant coach under Baranczyk at Drake. Throughout her six-year Drake tenure, the program amassed a 144-50 (.742) record. Notably, during a three-year period from 2017-19, the Bulldogs dominated the Missouri Valley Conference with a record-setting 55-1 league mark and secured three consecutive NCAA Tournament berths. In just two years with the Sooners, Kastantin has helped OU to a 51-16 (.761) record and the 2023 Big 12 regular season championship.

Kastantin (formerly Wright) was a standout at Notre Dame where she helped the Fighting Irish to four straight Final Four appearances (2012-15). At Notre Dame, she was a captain for the Fighting Irish and played in 138 games, 11th most in program history. A two-time ACC Academic Honor Roll selection, Kastantin's 36 games played as a freshman as the sixth most ever for the Irish.

She graduated in May 2015 from Notre Dame's College of Arts and Letters with a bachelor's degree in sociology. She earned a master's degree in leadership development at Drake.

Kastantin and her husband, Tyler, have a daughter, Alivia, and reside in Norman.

THE KASTANTIN FILE

Hometown Des Moines, Iowa
High School East
College Notre Dame, 2015

POSTSEASON HISTORY

Years 6
NCAA Tournaments 5
.....2017, 2018, 2019, 2022, 2023

NCAA TOURNAMENTS (5)

2017 Drake R64
2018 Drake R64
2019 Drake R64
2022 Oklahoma R32
2023 Oklahoma R32

COACHING HISTORY

2023-Present: Oklahoma

Dir. of Player Dev. & Asst. Coach

2021-23: Oklahoma

Director of Player Development

2016-21: Drake

Assistant Coach

2015-16: Drake

Graduate Assistant

THE SOONERS



TYUS HOOKS

PROGRAM COORDINATOR & ASSISTANT COACH • SECOND SEASON AT OKLAHOMA



tyus Hooks was elevated to program coordinator and assistant coach in advance of the 2023-24 season and is entering his second season at Oklahoma.

Hooks joined the OU basketball staff prior to the 2022-23 season after working as a graduate assistant at Eastern Michigan under former Sooner Fred Castro's leadership for two years. Prior to his arrival in Ypsilanti, Hooks was an undergraduate manager on the women's basketball staff at Ole Miss. A standout prep player for Columbia (Miss.) High School, Hooks has been crucial to the Sooners' recruiting success and played a key role in signing top prospects, including five-star and McDonald's All-American Sahara Williams, as well as Landry Allen, a top-10 center in the 2023 class.

In his first season on the Oklahoma staff in 2022-23, the Sooners went 26-7 and won a share of the program's first regular season Big 12 championship since 2009. The Sooners advanced to the second round of the NCAA Tournament, powered by one of the nation's top offenses that was guided by two All-America honorees in Madi Williams and Taylor Robertson.

Hooks resides in Norman.



THE HOOKS FILE

HometownColumbia, Miss.
 High SchoolColumbia
 CollegeOle Miss, 2021

POSTSEASON HISTORY

Years.....
 NCAA Tournaments1
 2023

NCAA TOURNAMENTS (1)

2023..... OklahomaR32

COACHING HISTORY

2023-Present: Oklahoma
 Program Coord. & Asst. Coach

2021-2022: Oklahoma
 Program Coordinator

2020-21: Eastern Michigan
 Graduate Assistant



SUPPORT STAFF



Leah Beasley
WBB Sport Administrator
Executive Assoc. AD of
External Engagement
(2nd Year at OU)



Brittani Beaver
Athletic Trainer
(12th Year at OU)



Dr. Cale Challis
Team Physician



Derek Cody
Director
Video Content
(1st Year at OU)



Katie Colitz
Graduate Assistant
(2nd year at OU)



Bryce Furbee
Graduate Assistant
(3rd Year at OU)



Courtney Harris
Director
Basketball Operations
(2nd Year at OU)



Abbie Herkelman
Assistant Director
Nutrition
(3rd Year at OU)



Jansen Jessop
Assistant Director
Marketing
(1st Year at OU)



Max Krieger
Academic Adviser
(3rd Year at OU)



Keldon Peak
Director
Strength and Performance
(3rd Year at OU)



Madison Plummer
Producer and Editor
Sooner Vision
(2nd Year at OU)



Josh Poteet
Assistant Director
Communications
(4th Year at OU)



Jake Scroggins
Director
Equipment
(6th Year at OU)



Johnny Smiley
Director
Creative Content
(3rd Year at OU)



Paige Uhr
Director
Recruiting and Branding
(1st Year at OU)

THE SOONERS



JOSEPH HARROZ JR.

PRESIDENT, UNIVERSITY OF OKLAHOMA



Serving the University of Oklahoma for over 27 years in various leadership roles, Joseph Harroz Jr. was named the 15th president of OU on May 9, 2020. Harroz's previous service to the university includes a one-year term as interim president, nine years as dean of the College of Law, 12 years as general counsel,

and two years as vice president for executive affairs.

As president of OU, Harroz led the development of the university's Strategic Plan — a comprehensive strategy that positions OU as one of the nation's leading public research universities marked by a transformative student experience. At the heart of the plan is the university's fundamental purpose — We Change Lives — three small but powerful words that carry deep meaning. The complete Strategic Plan is available at ou.edu/leadon.

Under Harroz's leadership, OU is making remarkable strides toward the fulfillment of the Strategic Plan. The last three freshman classes at OU have set records for being OU's largest and most diverse incoming classes. This year, topping 5,100 students for the first time in OU history, the Class of 2027 is breaking additional university records, with the largest percentage of first-generation students than any other incoming freshman class and more underrepresented students than any other year. Research at OU continues to shatter records, recently setting all-time highs for



research expenditures (\$416.6 million university-wide for FY22 — an 8% increase from FY21) and sponsored research awards (\$210.4 million on the Norman campus for FY23 — a nearly 33% increase from the previous fiscal year).

An abundance of other successes have come to life since the Strategic Plan's launch three years ago — the launch of a historic \$2 billion fundraising campaign, the addition of premier freshman housing, the merger of OU Health, joining the SEC, and more. Altogether, these endeavors are sparking a new era of excellence at OU.

A native Oklahoman, Harroz graduated Phi Beta Kappa from OU in 1989 with a Bachelor of Arts degree in economics and a minor in zoology. He earned his J.D. in 1992 from Georgetown University Law Center.





JOE CASTIGLIONE

VICE PRESIDENT FOR INTERCOLLEGIATE ATHLETICS PROGRAMS AND DIRECTOR OF ATHLETICS



Few collegiate athletics administrators have experienced the long-term success that Joe Castiglione has enjoyed at the University of Oklahoma.

Now in his 26th year at the helm of the legendary program, he leads an OU Athletics Department that hardly resembles

the one that welcomed him in July of 1998. In fact, the Sooners have won 24 of their 43 team national championships since he arrived in Norman. He has celebrated 107 conference titles in that same period.

By creating a positive culture based on core values, a dynamic vision and a collaborative spirit, Castiglione has made OU Athletics a “destination of choice” and a world-class experience for student-athlete development.

Of course, Oklahoma is not immune to any of the challenges intercollegiate athletics has faced in the past quarter century, and through it all, Castiglione has stood unwavering in his commitment to position OU Athletics as one of the nation’s premier programs. For many, it was his response to the COVID-19 pandemic that demonstrated the leader he really is.

As the pandemic arrived, then continued to worsen, Castiglione led the department through the sudden ending of the academics and athletics year with a calm and determined approach. His leadership gave OU’s student-athletes, coaches and staff ample reasons to be confident the Sooners would get through the challenges that awaited. Their confidence was warranted.

After an incredibly successful 2021-22 athletics campaign, the 2022-23 academic year yielded OU’s seventh softball national championship (third straight and sixth in the last 10 years) and women’s gymnastics’ sixth (all in the last nine years) led the way. Softball won its 11th consecutive Big 12 crown, women’s gymnastics its 10th in the last 11 years and women’s basketball its seventh in the regular season, while men’s golf and women’s tennis each won their second league titles in a row. And women’s tennis senior Layne Sleeth finished as the individual national runner-up.

The Learfield Director’s Cup recognizes overall program excellence. The Sooners have ranked among the top 25 in 20 of his 25 years and finished 10th in 2021-22, their best showing since 2012-13. (With the interruption of competition schedules, the Learfield Director’s Cup was not awarded for 2019-20.)

GPA numbers and graduation rates continue to set program records. OU’s program-record 3.25 cumulative 2023 spring semester GPA marked the 23rd consecutive term that OU’s student-athletes as a group recorded a 3.0 or better figure. And the latest graduation success rate report (2022-23) reflects an OU-record-tying 89% figure.

OU Athletics, one of the few remaining self-sustaining departments nationally, has been a model of fiscal responsibility, closing the books in the black in each of Castiglione’s first 22 years, including the pandemic-shortened 2019-20 season, and again in 2021-22 and 2022-23. His responsible approach has benefited the general campus. Through direct and indirect support, the athletics department provides millions of dollars annually to OU’s academics budget. It also established an endowment at Bizzell Library and partnered with the president’s office to eliminate the admission fee at OU’s internationally known Fred Jones Jr. Museum of Art.

Athletics facilities improvement and construction have been carried out at a record pace and Castiglione takes pride in the fact that those improvements have been funded with private



THE SOONERS



donations. Castiglione was instrumental in the athletics department's major campaign, Great Expectations: The Campaign for Sooner Sports, that impacted each of OU's sports and became a national model. During the 2021-22 fiscal year, OU Athletics received a record-breaking \$109 million in donations and pledges (the previous single-year record was \$58 million), and followed in 2022-23 with its second-highest figure in school history (\$79 million).

A \$160 million Gaylord Family – Oklahoma Memorial Stadium renovation was completed prior to the 2017 season and included enclosure of the south end zone, new seating options for Sooner fans and new team facilities, and the Griffin Family Performance Center for men's and women's basketball at Lloyd Noble Center opened in 2018. Construction on a new softball stadium, Love's Field, began this year. Other plans include major renovations at baseball and new team facilities for golf, gymnastics, tennis and track, as well as refurbished team areas for men's and women's basketball. The \$75 million Headington Hall provides housing for the general student population as well as student-athletes. The state-of-the-art building opened in August 2013 and won the President's Trophy as the outstanding housing unit on campus four times. It makes OU the leader in providing an engaging community living option for students.

Castiglione was named Co-National Athletic Director of the Year in May 2018 by the Sports Business Journal. He had won the award in 2009 and been a finalist in 2016. A survey conducted by Sports Illustrated in the summer of 2017 named him the best athletics director in the country and Stadium selected him in 2020 as the nation's top AD.

Other awards and honors include the 2018 Katha Quinn Award (U.S. Basketball Writers of America); 2018 induction into the Oklahoma Sports Hall of Fame; the 2013 John L. Toner Award (National Football Foundation and College Hall of Fame); Carl Maddox Sports Management Award (United States Sports Academy); 2000 and 2018 Athletics Director of the Year (NACDA); 2004 Athletics Director of the Year (Bobby Dodd Foundation); 2003 induction into the National Association of Collegiate Marketing Administrators Hall of Fame; and the 2001 General Robert R. Neyland Athletic Director Award for lifetime achievement (All-American Football Foundation).

He earned a master's of education degree in May 2007 and became an adjunct professor in OU's Jeannine Rainbolt College of Education, teaching graduate classes in marketing, development and leadership in higher education. He serves on the college's board of advocates and received the "Award of Distinction"



» The Castiglione Family

given by the college in 2019. He was recognized for his distinguished service by OU's College of Arts and Sciences and was named a Price College Distinguished Partner in 2018.

Hired on April 30, 1998, Castiglione previously served as athletics director at Missouri for more than five years. His career began as the sports promotions director at Rice. Other stops included director of athletic fund-raising at Georgetown, then director of communications and marketing at Missouri. He marks his 31st year of serving student-athletes as an athletics director with the 2023-24 academic year.

A 1979 Maryland graduate, Castiglione received the university's Distinguished Alumnus Award in April 2007 and was inducted into the State of Missouri's Sports Hall of Fame in November 2015.

He completed a term on the College Football Playoff Committee in January 2021, making him the only person in history to serve on that committee as well as the NCAA Division I Men's Basketball and Baseball committees. He has served on multiple NCAA committees and commissions including the NCAA's Board of Governor's Commission to Combat Sexual Violence on Campus, NCAA Championship/Competition Cabinet, the NCAA Division I Women's Basketball Discussion Group and the United States Olympic Committee Athlete Career and Education Strategic Working Group. He formerly served on the Gatorade Collegiate Advisory Board and continues to serve on the National Football Foundation and College Football Hall of Fame Board of Directors. Castiglione is a past president of both the Division I-A Athletic Directors Association and NACDA. He also served three terms as the chair of the Big 12 Board of Athletics Directors. A former member of the Phi Delta Theta Foundation Board of Trustees, he is a highly requested speaker at annual conventions and continuing education institutes. In November 2011, his hometown recognized him by selecting him for the Broward County (Fla.) Sports Hall of Fame.



JOE CASTIGLIONE

Locally, he served the United Way of Norman, among other organizations. His third term as OU's campus co-chair resulted in the highest recorded contributions ever by faculty, staff and students to the United Way of Norman's annual campaign. He encourages student-athletes and athletics staff to engage in those efforts as well, as OU Athletics representatives have been known to participate in more than 5,000 hours of community service per year.

A native of Fort Lauderdale, Fla., Castiglione is married to the former Kristen Bartel, a 1990 graduate of the University of Missouri. They are the parents of two sons, Joseph Jr., who earned a Bachelor of Business Administration degree and a master's degree from Oklahoma in 2019 and 2021, respectively, and Jonathan, who graduated from OU in 2023 with a bachelor's degree in journalism (creative media production).



OKLAHOMA'S 24 TEAM NATIONAL CHAMPIONSHIPS UNDER CASTIGLIONE

More than half of Oklahoma's team national championships — 24 of 43 — have come since Joe Castiglione was hired as athletics director in 1998. Not including the pandemic-shortened 2019-20 school year, the Sooners have won at least one national title in each of the last 10 years, and have totaled 17 during that period. In spring 2017 alone, OU captured national championships in men's and women's Gym, men's golf and softball, all in the span of 52 days.

Men's Gym has won nine national championships since Castiglione arrived in Norman while softball has won seven (including each of the last three), women's Gym six (the last two) and football and men's golf one each.

YEAR	SPORT	HEAD COACH	YEAR	SPORT	HEAD COACH
2000	Softball	Patty Gasso	2016	Softball	Patty Gasso
2000	Football	Bob Stoops	2017	W. Gym	K.J. Kindler
2002	M. Gym	Mark Williams	2017	M. Gym	Mark Williams
2003	M. Gym	Mark Williams	2017	Men's Golf	Ryan Hybl
2005	M. Gym	Mark Williams	2017	Softball	Patty Gasso
2006	M. Gym	Mark Williams	2018	M. Gym	Mark Williams
2008	M. Gym	Mark Williams	2019	W. Gym	K.J. Kindler
2013	Softball	Patty Gasso	2021	Softball	Patty Gasso
2014	W. Gym	K.J. Kindler	2022	W. Gym	K.J. Kindler
2015	M. Gym	Mark Williams	2022	Softball	Patty Gasso
2016	W. Gym	K.J. Kindler	2023	W. Gym	K.J. Kindler
2016	M. Gym	Mark Williams	2023	Softball	Patty Gasso

OKLAHOMA'S 15 BIG 12 ATHLETES OF THE YEAR UNDER CASTIGLIONE

Oklahoma's 15 Big 12 Athletes of the Year in the 27-year history of the league are tied with Texas for the most of any program, and all have been honored since Joe Castiglione became OU's athletics director. In fact, the Sooners have claimed 11 Big 12 Athlete of the Year awards over the last 11 years. No other program has claimed more than three during the stretch.

YEAR	NAME	SPORT	HEAD COACH
2000-01	Josh Heupel	Football	Bob Stoops
2001-02	Stacey Dales	Women's Basketball	Sherril Coale
2003-04	Jason White	Football	Bob Stoops
2008-09	Sam Bradford	Football	Bob Stoops
2012-13	Keilani Ricketts	Softball	Patty Gasso
2014-15	Lauren Chamberlain	Softball	Patty Gasso
2015-16	Buddy Hield	Men's Basketball	Lon Kruger
2015-16	Paige Parker	Softball	Patty Gasso
2017-18	Baker Mayfield	Football	Lincoln Riley
2017-18	Maggie Nichols	Women's Gym	K.J. Kindler
2018-19	Kyler Murray	Football	Lincoln Riley
2019-20	Jalen Hurts	Football	Lincoln Riley
2019-20	Maggie Nichols	Women's Gym	K.J. Kindler
2020-21	Anastasia Webb	Women's Gym	K.J. Kindler
2021-22	Jocelyn Alo	Softball	Patty Gasso

THE SOONERS



JOE CASTIGLIONE
Vice President and Director of Athletics



LARRY NAIFEH
Executive Deputy AD/COO



MARCUS BOWMAN
Deputy AD, CFO and Business Strategy



CAROL LUDVIGSON
Deputy AD, Student-Athlete Experience



TOBY BALDWIN
Executive Assoc. AD, NIL, and Operational Advancement



LEAH BEASLEY
Executive Associate AD, External Engagement



MACKENZIE DILBECK
Executive Associate AD, Chief of Staff



GREG TIPTON
Executive Associate AD, Internal Operations, Facilities and Events



JASON LEONARD
Executive Director of Compliance



MIKE MEADE
Senior Associate AD, Academic Services



MATT SCHAEPERKOETTER
Senior Associate AD, Athletics Advancement



BRAD CAMP
Associate AD, Internal Operations



SUNA CICEKLI
Associate AD, People, Culture and Belonging



ROBERT FULTON
Associate AD, Athletic Medicine, Student-Athlete Health & Wellness



MIKE HOUCK
Associate AD, Strategic Communications



KENDALL MAYER
Associate AD, Athletics Advancement



JACOB POTTER
Associate AD, Video Services



BRENTON SUMLER
Associate AD, Student-Athlete Experience and Well-Being/Conduct and Accountability



CARRIE UTLEY
Associate AD, Finance



McK WILLIAMS
Associate AD, Ticketing and Advancement Services



KYLE BUTCHER
Assistant AD, Heading Hall Operations



DANNY DAVIS
Assistant AD, Facility Operations



BRYANT HOUK
Assistant AD, Event and Game Operations



SCOTT MATTHEWS
Assistant AD, Graphic Design and Facility Project Management



BECCA OPHEIM
Assistant AD, Digital Strategy and Innovation



JAYE RIDEAUX
Assistant AD, Academic Support Services



GREGG GARN
Faculty Athletics Representative

VISION: To be the preferred destination for student-athletes, staff and fans to pursue championships in sport and in life.

MISSION: Through developing leaders and inspiring champions, we create Sooner MAGIC.

CORE VALUES: SOONER M.A.G.I.C.: Masterful Accountable Gracious Inclusive Competitive

PHILOSOPHY: The University of Oklahoma Department of Athletics promotes excellence in athletics without compromising excellence in academics or integrity in its commitment to rules or conduct. Student-athletes are encouraged by the coaching and administrative staff to maintain a balance between athletics, academics, and the social aspects of college.

It is believed that athletic participation gives an added dimension to the student's overall college experience and provides an opportunity for social, moral, emotional, and cultural growth and development.

The athletic programs strive to create traits that once acquired will carry over and benefit student-athletes in their personal and professional endeavors. OU maintains a tradition of excellence in intercollegiate athletics.

The Department of Athletics continues to uphold this tradition by striving to make each athletic team and individual of championship caliber. Its staff members work to instill in student-athletes an appreciation for hard work, perseverance, and pride in accomplishment. It is believed these attributes will be utilized throughout the student-athlete's life.



2023-2024 SEASON

**REVIEW
REVIEW
REVIEW**



Date	Opponent	W/L	Score	Margin	Attend.	Points Leader	Rebounds Leader	Assists Leader
11/7	Oral Roberts	W	105-94	11	2,017	Williams - 19	Vann - 8	R. Scott - 5
11/11	(RV) SMU	W	97-74	23	5,127	Williams - 25	Vann - 7	Tot - 7
11/15	at BYU	W	77-66	11	568	Williams - 21	L. Scott - 9	Three players - 5
11/16	at (24) Utah	L	124-78	46	2,521	R. Scott - 15	Tucker/Williams - 5	R. Scott - 4
11/20	UT Arlington (N)	W	89-80	9	1,850	Robertson - 21	Vann - 12	Tot - 6
11/22	at Arkansas St.	W	95-70	25	3,686	Llanusa/Williams - 14	Scott - 7	Tot - 5
11/30	Northwestern St.	W	88-45	43	2,198	Williams - 16	Vann - 12	Vann - 4
12/4	Ole Miss	W	69-59	10	3,285	Tot - 13	Williams - 8	Tot - 4
12/11	Robert Morris	W	94-65	29	2,589	L. Scott - 16	L. Scott - 9	Tot - 4
12/18	Southern	W	76-50	26	3,222	Williams/Llanusa - 14	Scott - 10	Williams - 4
12/21	(RV) Florida*	W	95-79	16	19,236	Williams - 22	Williams - 11	Llanusa - 5
12/31	at West Virginia	W	98-77	21	2,280	Llanusa - 28	Vann - 10	Llanusa/Vann - 5
1/3	(23) Baylor	L	81-70	11	3,196	Llanusa - 24	Vann - 10	Williams - 4
1/8	(11) Iowa St.	W	82-79	3	3,349	Llanusa - 23	Williams - 9	Three players - 3
1/11	at (RV) Texas Tech	W	89-79	10	4,098	Llanusa - 20	Vann - 11	Llanusa/Vann - 6
1/14	(23) Kansas	W	80-74	6	8,445	Williams - 20	L. Scott - 15	Tot - 7
1/18	at TCU	W	93-66	27	2,736	Williams - 19	L. Scott - 11	Tot - 7
1/21	Oklahoma St.	W	97-93	4	9,580	Williams - 26	L. Scott - 8	Llanusa - 4
1/25	at (RV) Texas	L	78-58	20	6,623	Vann - 13	Vann - 7	Llanusa - 4
1/28	at (18) Iowa St.	L	86-78	8	11,568	Robertson - 25	Robertson - 7	Robertson - 4
1/31	TCU	W	101-78	23	2,736	Williams - 26	L. Scott - 6	Williams - 4
2/4	West Virginia	W	93-68	25	4,179	Vann - 16	Vann - 8	Joens - 5
2/7	at (RV) Baylor	W (OT)	98-92	6	4,396	Vann/Llanusa - 20	Williams - 10	Tot - 6
2/12	at Kansas St.	W	85-68	17	4,138	L. Scott - 20	L. Scott - 8	Tot - 8
2/15	Texas Tech	W	84-57	27	2,931	Joens - 23	Joens - 11	Culliton - 10
2/19	at Kansas	W	86-80	6	3,729	Williams - 23	Scott - 10	Three players - 4
2/25	(19) Texas	L	67-45	22	10,127	Scott - 13	Scott - 9	Tucker - 6
3/1	Kansas St.	W (OT)	90-86	4	3,251	Vann - 23	Scott - 9	Llanusa - 6
3/4	at (RV) Oklahoma St.	W	80-71	9	6,585	Robertson - 15	Vann - 11	Robertson/Tot - 6
3/10	TCU%	W	77-76	1	4,979	Vann - 21	Culliton - 7	Three players - 4
3/11	Iowa State%	L	82-72	10	5,937	Williams - 19	Culliton - 8	Robertson - 7
3/18	Portland*	W	85-63	22	4,217	Robertson/Joens - 14	Scott - 13	Tucker - 5
3/20	at (14) UCLA*	L	82-73	9	3,872	Williams - 14	Vann - 6	Williams - 6

Associated Press rankings in parentheses

* Pauley Pavilion (Los Angeles, Calif.) - NCAA Tournament

^ Jumpman Invitational (Charlotte, N.C.)

% Played at Municipal Auditorium (Kansas City, Mo.) - Big 12 Championship

(N) Maggie Dixon Classic - Schollmaier Arena (Fort Worth, Texas)

Attendance Summary	Totals	Home	Away	Neutral
All Games	26-7	13-2	9-4	4-1
Big 12 Regular Season Games	14-4	7-2	7-2	-
Non-Conference Games	11-2	7-0	1-2	3-0
Postseason	2-2	-	0-1	2-1

Attendance Summary	Totals	Avg./Game
Home	66,232	4,415
Away	56,800	4,369
Neutral Sites	36,219	7,244
Total	159,251	4,826



TEAM GAME-BY-GAME

Opponent	Date	Score	W	Total		3-Pointers		Free throws		Rebounds				PF		TO	BLK	STL	PTS	AVG
				FG-FGA	PCT	3FG-3FGA	PCT	FT-FTA	PCT	OFF	DEF	TOT	AVG	A	A					
Oral Roberts	11/07/2022	105-94	W	39-82	.476	9-29	.310	18-25	.720	12	38	50	50.0	21	26	15	7	12	105	105.0
SMU	11/11/2022	97-74	W	34-65	.523	14-23	.609	15-18	.833	3	27	30	40.0	23	23	10	3	5	97	101.0
at BYU	11/15/2022	77-66	W	27-73	.370	9-34	.265	14-19	.737	16	28	44	41.3	18	19	6	3	9	77	93.0
at Utah	11/16/2022	78-124	L	26-64	.406	3-16	.188	23-33	.697	6	25	31	38.3	24	16	15	1	3	78	89.3
vs UT Arlington	11/20/2022	89-80	W	30-57	.526	9-21	.429	20-27	.741	16	28	44	39.8	18	19	29	9	14	89	89.2
at Arkansas St.	11/22/2022	95-70	W	37-71	.521	8-30	.267	13-19	.684	13	30	43	40.3	21	26	16	4	15	95	90.2
Northwestern St.	11/30/2022	88-45	W	35-72	.486	9-32	.281	9-11	.818	18	47	65	43.9	15	21	21	1	8	88	89.9
Ole Miss	12/04/2022	69-59	W	26-61	.426	6-20	.300	11-15	.733	15	33	48	44.4	16	15	19	4	9	69	87.3
Robert Morris	12/11/2022	94-65	W	32-72	.444	10-28	.357	20-28	.714	19	40	59	46.0	12	20	13	5	5	94	88.0
Southern U.	12/18/2022	76-50	W	29-59	.492	5-22	.227	13-18	.722	16	38	54	46.8	12	19	23	5	5	76	86.8
vs Florida	12/21/2022	95-79	W	36-84	.429	12-28	.429	11-16	.688	20	31	51	47.2	16	24	14	2	14	95	87.5
at West Virginia	12/31/2022	98-77	W	38-67	.567	14-26	.538	8-13	.615	12	30	42	46.8	20	24	18	3	7	98	88.4
Baylor	01/03/2023	70-81	L	19-61	.311	8-29	.276	24-32	.750	16	26	42	46.4	27	13	19	5	9	70	87.0
Iowa St.	01/08/2023	82-79	W	30-77	.390	10-30	.333	12-15	.800	14	33	47	46.4	24	18	10	5	3	82	86.6
at Texas Tech	01/11/2023	89-79	W	35-73	.479	8-24	.333	11-14	.786	19	28	47	46.5	18	27	12	4	4	89	86.4
Kansas	01/14/2023	80-74	W	27-81	.333	9-34	.265	17-26	.654	22	35	57	47.1	20	21	13	1	8	80	86.4
at TCU	01/18/2023	93-66	W	37-69	.536	10-20	.500	9-11	.818	13	37	50	47.3	18	29	23	2	8	93	86.8
Oklahoma St.	01/21/2023	97-93	W	31-62	.500	9-19	.474	26-31	.839	8	28	36	46.7	23	18	12	0	6	97	87.3
at Texas	01/25/2023	58-78	L	21-59	.356	5-17	.294	11-16	.688	14	27	41	46.4	20	13	24	3	8	58	85.8
at Iowa St.	01/28/2023	78-86	L	29-73	.397	11-26	.423	9-14	.643	11	31	42	46.2	29	18	11	1	3	78	85.4
TCU	01/31/2023	101-78	W	37-63	.587	11-29	.379	16-17	.941	9	30	39	45.8	19	19	15	4	3	101	86.1
West Virginia	02/04/2023	93-68	W	36-69	.522	12-28	.429	9-10	.900	14	27	41	45.6	12	28	17	3	8	93	86.5
at Baylor	02/07/2023	98-92	Wot	37-84	.440	10-35	.286	14-18	.778	17	27	44	45.5	22	27	16	5	12	98	87.0
at Kansas	02/12/2023	85-68	L	34-64	.531	7-21	.333	10-14	.714	9	34	43	45.4	28	27	20	5	7	85	86.9
Texas Tech	02/15/2023	84-57	W	34-70	.486	11-26	.423	5-8	.625	15	31	46	45.4	22	27	19	4	8	84	86.8
at Kansas	02/19/2023	86-80	W	31-64	.484	10-21	.476	14-19	.737	10	28	38	45.2	17	21	7	4	10	86	87.6
Texas	02/25/2023	45-67	L	15-55	.273	2-14	.143	13-14	.929	17	24	41	45.0	18	6	22	4	9	45	85.2
Kansas St.	03/01/2023	90-86	Wot	30-71	.423	12-32	.375	18-26	.692	17	34	51	45.2	24	19	26	3	12	90	85.4
at Oklahoma St.	03/04/2023	80-71	W	29-60	.483	9-19	.474	13-16	.813	11	31	42	45.1	27	23	25	3	6	80	85.2
vs TCU	03/10/2023	77-76	W	27-64	.422	10-26	.385	13-16	.813	9	28	37	44.8	18	26	17	0	8	77	84.9
vs Iowa St.	03/11/2023	72-82	L	27-61	.443	9-27	.333	9-15	.600	13	25	38	44.6	21	18	14	3	4	72	84.5
vs Portland	03/18/2023	85-63	W	29-70	.414	8-22	.364	19-24	.792	20	27	47	44.7	18	20	16	6	11	85	84.5
at UCLA	03/20/2023	73-82	L	24-58	.414	7-17	.412	18-24	.750	7	21	28	44.2	26	16	19	3	4	73	84.2
Total		2777		1008-2235	.451	296-825	.359	465-622	.748	451	1007	1458	44.2	667	686	556	115	257	2777	84.2
Opponents		2489		863-2142	.403	248-782	.317	515-714	.721	352	816	1168	35.4	605	454	490	100	276	2489	75.4

Oklahoma Averages

Games Played	Points/game	FG Pct	3FG Pct	FT Pct	Rebounds/game	Assists/game	Turnovers/game	Assist/Turnover ratio	Steals/game	Blocks/game
30	84.2	45.1	35.9	74.8	44.2	20.8	16.8	1.2	7.8	9.5



» The Sooners became the first Big 12 team since 2010 to win back-to-back games over Baylor in Waco, defeating the Bears in the 2022 and 2023 seasons. Oklahoma has won three of the five meetings between the two powerhouses under Baranczyk.

SEASON REVIEW



» ALL GAMES (26-7 OVERALL | 13-2 HOME | 9-4 AWAY | 4-1 NEUTRAL)

COOPER, Kayla	6-0	3.1	.000	.000	.000	0.2	0.3	1	0	0.0	6-0	3.1	.000	.000	.000	0.2	0.3	1	0	0.0
CULLITON, Beatrice	33-0	10.3	.481	.000	.735	3.0	1.2	7	8	4.2	33-0	10.3	.481	.000	.735	3.0	1.2	7	8	4.2
JOENS, Aubrey	33-0	15.8	.418	.414	.917	3.3	0.8	25	4	6.1	94-17	17.1	.403	.398	.873	3.4	0.6	61	10	5.8
JOHNSON, Kiersten	25-0	9.2	.344	.000	.545	2.2	0.7	4	30	3.0	25-0	9.2	.344	.000	.545	2.2	0.7	4	30	3.0
LLANUSA, Ana	33-33	26.4	.426	.329	.686	3.4	2.9	33	3	11.8	116-102	27.8	.398	.303	.741	3.8	1.9	181	12	14.3
MOSER, Jordan	3-0	1.1	.000	.000	.500	0.3	0.0	0	0	0.3	14-0	2.0	.000	.000	.500	0.3	0.0	0	0	0.1
ROBERTSON, Taylor	33-33	26.9	.460	.435	.914	3.7	2.8	25	6	11.3	151-150	33.9	.465	.440	.918	3.6	2.1	140	32	15.5
SCOTT, Liz	33-33	16.0	.505	.125	.608	6.3	1.5	28	20	8.6	89-62	14.4	.496	.150	.595	4.7	1.0	70	51	6.7
SCOTT, Reyna	24-0	9.3	.441	.417	.667	1.0	1.2	11	4	3.0	24-0	9.3	.441	.417	.667	1.0	1.2	11	4	3.0
SVOBODA, Emma	5-0	2.1	1.000	.000	.667	0.4	0.0	0	0	0.8	28-0	6.9	.535	.000	.524	1.6	0.3	4	11	2.0
TOT, Nevaeh	33-33	27.9	.381	.367	.902	3.0	3.7	31	3	7.5	90-72	28.2	.398	.354	.794	3.1	3.7	111	4	6.9
TUCKER, Kennady	33-0	17.8	.406	.313	.742	2.1	1.7	20	3	2.7	104-24	18.1	.346	.271	.661	2.0	1.6	80	8	3.1
VANN, Skylar	33-0	20.4	.457	.272	.779	6.8	2.1	25	12	11.5	89-7	20.5	.458	.316	.728	5.9	1.4	90	46	10.7
WILLIAMS, Madi	33-33	25.6	.514	.329	.765	5.4	2.8	47	22	15.7	147-141	29.8	.474	.306	.697	6.8	2.4	215	67	16.1

» BIG 12 GAMES (14-4 OVERALL | 7-2 HOME | 7-2 AWAY)

Player	FG-FGA	FG%	3FG-3FGA	3FG%	FT-FTA	FT%	PTS	PTS/G	FG-FGA	FG%	3FG-3FGA	3FG%	FT-FTA	FT%	PTS	PTS/G
COOPER, Kayla	0-1	.000	0-0	.000	0-0	.000	0	0.0	0-1	.000	0-0	.000	0-0	.000	0	0.0
CULLITON, Beatrice	33-59	.559	0-0	.000	19-24	.792	85	4.7	33-59	.559	0-0	.000	19-24	.792	85	4.7
JOENS, Aubrey	35-85	.412	19-50	.380	11-13	.846	100	5.6	79-206	.383	56-157	.357	18-23	.783	232	4.5
JOHNSON, Kiersten	8-31	.258	0-3	.000	5-8	.625	21	1.6	8-31	.258	0-3	.000	5-8	.625	21	1.6
LLANUSA, Ana	96-213	.451	37-103	.359	30-43	.698	259	14.4	245-602	.407	96-282	.340	168-211	.796	754	15.7
ROBERTSON, Taylor	67-114	.475	51-114	.447	34-36	.944	219	12.2	395-869	.455	282-670	.421	244-262	.931	1316	14.6
SCOTT, Liz	73-131	.557	1-4	.250	39-62	.629	186	10.3	141-277	.509	2-9	.222	76-131	.580	360	7.1
SCOTT, Reyna	4-17	.235	1-4	.250	2-4	.500	11	1.0	4-17	.235	1-4	.250	2-4	.500	11	1.0
SVOBODA, Emma	0-0	.000	0-0	.000	0-0	.000	0	0.0	0-0	.000	0-0	.000	1-4	.250	11	0.9
TOT, Nevaeh	37-113	.327	26-71	.366	10-12	.833	110	6.1	121-320	.378	52-144	.361	50-63	.794	344	6.4
TUCKER, Kennady	15-37	.405	6-16	.375	8-10	.800	44	2.4	57-167	.341	20-71	.282	40-58	.690	174	3.0
VANN, Skylar	79-187	.422	12-40	.300	27-34	.794	197	10.9	231-513	.450	57-173	.329	59-81	.728	578	10.7
WILLIAMS, Madi	103-207	.498	15-45	.333	54-68	.794	275	15.3	553-1187	.466	61-193	.316	249-357	.697	1416	16.1



» The Sooners went 14-4 in 2023 Big 12 play, the program's best conference record since a 15-1 conference campaign in 2009. Oklahoma's 14 wins were highlighted by a title-clinching win in the final game of the regular season, an 80-71 victory in Stillwater over Oklahoma State.



SEASON STATISTICS

>> HOME GAMES (13-2)

Player	GP-GS	MIN/G	FG%	3FG%	FT%	R/G	A/G	STL	BLK	PTS/G	GP-GS	MIN/G	FG%	3FG%	FT%	R/G	A/G	STL	BLK	PTS/G
COOPER, Kayla	3-0	2.3	.000	.000	.000	0.0	0.0	0	0	0.0	3-0	2.3	.000	.000	.000	0.0	0.0	0	0	0.0
CULLITON, Beatrice	15-0	10.2	.422	.000	.833	3.1	1.4	2	5	3.5	15-0	10.2	.422	.000	.833	3.1	1.4	2	5	3.5
JOENS, Aubrey	15-0	17.9	.438	.420	.833	4.6	1.3	13	2	7.1	45-8	18.0	.424	.418	.853	4.0	0.7	28	4	6.6
JOHNSON, Kiersten	13-0	8.8	.385	.000	.538	1.8	0.5	0	16	3.6	13-0	8.8	.385	.000	.538	1.8	0.5	0	16	3.6
LLANUSA, Ana	15-15	26.2	.434	.307	.741	3.0	2.3	15	1	12.3	58-51	27.6	.399	.297	.724	4.1	1.8	102	4	14.8
MOSER, Jordan	2-0	1.3	.000	.000	.500	0.5	0.0	0	0	0.5	7-0	1.8	.000	.000	.500	0.1	0.0	0	0	0.1
ROBERTSON, Taylor	15-15	26.0	.411	.393	.931	3.9	2.7	12	2	10.0	77-76	33.9	.460	.430	.899	3.6	2.0	77	17	14.9
SCOTT, Liz	15-15	15.8	.510	.000	.625	6.3	1.1	12	10	8.5	44-32	14.5	.491	.000	.607	4.8	0.9	36	30	6.8
SCOTT, Reyna	11-0	10.6	.448	.429	.750	1.1	1.3	5	1	3.2	11-0	10.6	.448	.429	.750	1.1	1.3	5	1	3.2
SVOBODA, Emma	2-0	3.0	1.000	.000	1.000	0.5	0.0	0	0	1.5	14-0	7.5	.542	.000	.588	1.9	0.3	3	7	2.6
TOT, Nevaeh	15-15	26.8	.418	.411	.909	3.4	3.1	17	2	7.9	45-36	28.4	.436	.390	.786	3.3	3.4	63	2	7.8
TUCKER, Kennady	15-0	17.0	.333	.286	.909	1.9	2.0	6	0	2.3	54-13	18.7	.333	.277	.659	2.0	1.9	40	3	3.3
VANN, Skylar	15-0	19.2	.466	.341	.667	7.1	1.7	12	4	11.1	45-5	20.5	.465	.353	.656	6.0	1.4	46	23	10.9
WILLIAMS, Madi	15-15	26.6	.484	.290	.795	5.9	2.6	16	11	16.2	74-70	30.9	.482	.292	.685	7.2	2.3	99	34	16.6

>> AWAY GAMES (9-4)

Player	GP-GS	MIN/G	FG%	3FG%	FT%	R/G	A/G	STL	BLK	PTS/G	GP-GS	MIN/G	FG%	3FG%	FT%	R/G	A/G	STL	BLK	PTS/G
COOPER, Kayla	2-0	5.6	.000	.000	.000	0.5	1.0	1	0	0.0	2-0	5.6	.000	.000	.000	0.5	1.0	1	0	0.0
CULLITON, Beatrice	13-0	9.5	.632	.000	.684	2.4	0.8	4	2	4.7	13-0	9.5	.632	.000	.684	2.4	0.8	4	2	4.7
JOENS, Aubrey	13-0	14.2	.392	.412	1.000	2.1	0.3	4	1	4.6	35-6	16.0	.362	.342	.800	2.7	0.4	19	4	4.6
JOHNSON, Kiersten	9-0	10.1	.345	.000	.571	2.4	0.8	2	9	2.7	9-0	10.1	.345	.000	.571	2.4	0.8	2	9	2.7
LLANUSA, Ana	13-13	27.0	.453	.421	.647	4.2	3.8	10	2	13.2	45-38	28.5	.411	.324	.767	3.8	1.9	57	6	14.4
ROBERTSON, Taylor	13-13	27.4	.457	.402	.882	3.5	2.8	8	2	11.2	59-59	34.3	.467	.441	.930	3.5	2.1	49	12	15.5
SCOTT, Liz	13-13	16.1	.547	.333	.611	5.9	1.7	9	7	9.8	33-23	14.5	.522	.286	.544	4.4	1.2	23	15	6.9
SCOTT, Reyna	9-0	9.2	.440	.333	.615	0.9	1.4	4	2	3.4	9-0	9.2	.440	.333	.615	0.9	1.4	4	2	3.4
SVOBODA, Emma	2-0	2.0	.000	.000	.500	0.5	0.0	0	0	0.5	10-0	7.0	.471	.000	.250	1.6	0.3	1	3	1.7
TOT, Nevaeh	13-13	29.2	.322	.327	.818	3.1	4.4	11	0	6.2	34-28	28.6	.342	.326	.778	2.9	4.1	38	1	5.6
TUCKER, Kennady	13-0	17.4	.484	.385	.611	2.0	1.0	13	2	3.5	36-9	16.9	.371	.293	.629	1.8	1.1	34	3	3.1
VANN, Skylar	13-0	22.1	.396	.120	.931	6.2	2.5	10	7	10.8	33-2	20.5	.438	.274	.804	5.2	1.4	29	17	10.2
WILLIAMS, Madi	13-13	24.4	.577	.400	.763	5.0	3.0	20	7	15.3	58-57	28.5	.474	.310	.715	5.9	2.4	90	26	15.3

>> NEUTRAL SITE GAMES (4-1)

Player	GP-GS	MIN/G	FG%	3FG%	FT%	R/G	A/G	STL	BLK	PTS/G	GP-GS	MIN/G	FG%	3FG%	FT%	R/G	A/G	STL	BLK	PTS/G
COOPER, Kayla	1-0	0.5	.000	.000	.000	0.0	0.0	0	0	0.0	1-0	0.5	.000	.000	.000	0.0	0.0	0	0	0.0
CULLITON, Beatrice	5-0	12.2	.348	.000	.667	4.4	1.4	1	1	4.8	5-0	12.2	.348	.000	.667	4.4	1.4	1	1	4.8
JOENS, Aubrey	5-0	13.7	.409	.400	1.000	2.8	0.6	8	1	7.2	14-3	17.1	.426	.460	1.000	3.4	0.4	14	2	6.4
JOHNSON, Kiersten	3-0	8.6	.167	.000	.500	3.3	1.0	2	5	1.7	3-0	8.6	.167	.000	.500	3.3	1.0	2	5	1.7
LLANUSA, Ana	5-5	25.3	.300	.158	.667	2.2	2.4	8	0	6.6	13-13	26.8	.347	.257	.733	3.1	1.8	22	2	11.8
MOSER, Jordan	1-0	0.5	.000	.000	.000	0.0	0.0	0	0	0.0	3-0	1.1	.000	.000	.000	0.3	0.0	0	0	0.0
ROBERTSON, Taylor	5-5	28.4	.605	.636	.917	3.4	3.2	5	2	15.6	15-15	32.8	.474	.477	.979	3.9	3.0	14	3	18.7
SCOTT, Liz	5-5	16.3	.345	.000	.556	7.2	1.8	7	3	6.0	11-7	14.0	.426	.333	.680	5.3	1.2	11	6	5.8
SCOTT, Reyna	4-0	6.2	.400	.500	.000	1.0	0.5	2	1	1.3	4-0	6.2	.400	.500	.000	1.0	0.5	2	1	1.3
SVOBODA, Emma	1-0	0.5	.000	.000	.000	0.0	0.0	0	0	0.0	4-0	4.6	1.000	.000	.000	0.5	0.3	0	1	1.0
TOT, Nevaeh	5-5	27.4	.432	.348	1.000	1.8	3.6	3	1	9.6	11-8	26.1	.409	.306	.875	3.1	3.6	10	1	7.2
TUCKER, Kennady	5-0	21.2	.375	.200	1.000	2.8	2.8	1	1	1.8	14-2	19.1	.324	.167	.857	2.1	1.9	6	2	2.1
VANN, Skylar	5-0	19.3	.600	.333	.667	7.6	2.0	3	1	14.8	11-0	20.6	.491	.267	.737	7.6	1.5	15	6	11.5
WILLIAMS, Madi	5-5	25.9	.472	.267	.500	5.0	2.6	11	4	15.2	15-14	29.0	.437	.333	.686	7.9	2.7	26	7	16.9



>> Oklahoma is 27-6 (.818) at Lloyd Noble Center under Baranczyk. Her 27 home wins in two seasons are the most for any Oklahoma women's or men's basketball coach, passing Kelvin Sampson and Jeff Capel who both notched 26 home victories in their first two years.



» OKLAHOMA HIGHS

Points	28, Ana Llanusa at West Virginia (12/31/22)
Points in a Qtr	13, Madi Williams (3Q) vs. Oklahoma State (1/21/23)
Points in a Half	18, Ana Llanusa (1H) at West Virginia (12/31/22)
FGM	11, Ana Llanusa at West Virginia (12/31/22)
FGA	23, Madi Williams vs. Florida (12/21/22)
FG% (min. 5)	1.000 (6-6), Liz Scott vs. Texas Tech (2/15/23)
3PM	6 (3x), Taylor Robertson; MR: at Iowa State (1/28/23)
3PA	11, Taylor Robertson vs. Kansas State (3/1/23)
3P% (min. 3)	1.000 (3-3), (3x); MR: Aubrey Joens at K-State (2/12/23)
FTM	10, Madi Williams vs. Baylor (1/3/23)
FTA	16, Madi Williams vs. Baylor (1/3/23)
FT% (min. 5)	1.000 (7-7), T. Robertson vs. Oklahoma St. (1/21/23)
Rebounds	15, Liz Scott vs. Kansas (1/14/23)
Assists	10, Beatrice Culliton vs. Texas Tech (2/15/23)
Turnovers	7, Reyna Scott vs. Northwestern St (11/30/22)
Blocked Shots	4, Kiersten Johnson vs. UT Arlington (11/20/22)
Steals	5 (3x); MR: Madi Williams at Kansas (2/19/23)

» OPPONENT HIGHS

Points	36, Charisma Osborne, UCLA (3/20/23)
Points in a Qtr	19, KK Deans, Florida (12/21/22)
Points in a Half	21 (1H), JJ Quinerly, West Virginia (12/31/22)
FGM	11 (3x); MR: Charisma Osborne, UCLA (3/20/23)
FGA	24, Madisen Smith, West Virginia (12/31/22)
FG% (min. 5)	.857 (6-7), Ra'Shaya Kyle, Florida (12/21/22)
3PM	7 (2x); MR: Anna Gret Asi, Oklahoma St. (1/21/23)
3PA	17, KK Deans, Florida (12/21/22)
3P% (min. 3)	1.000 (3-3), Lexi Donarski, Iowa State (3/11/23)
FTM	12 (2x); MR: Charisma Osborne, UCLA (3/20/23)
FTA	16, Serena Sundell, Kansas State (3/1/23)
FT% (min. 5)	1.000 (12-12), Charisma Osborne, UCLA (3/20/23)
Rebounds	20, Lauren Gustin, BYU (11/15/22)
Assists	14, Jaden Owens, Baylor (2/7/23)
Turnovers	9, Starr Jacobs, UT Arlington (11/20/22)
Blocked Shots	5 (2x); MR: Taylor Jones, Texas (2/25/23)
Steals	6 (2x); MR: Jaelyn Glenn, Kansas State (3/1/23)

» OU'S TOP INDIVIDUAL PERFORMANCES

POINTS

28 Ana Llanusa at WVU (12/31/22)
26 Madi Williams vs. TCU (1/31/23)
26 Madi Williams vs. Oklahoma State (1/21/23)
25 Taylor Robertson at Iowa State (1/28/23)
25 Madi Williams vs. SMU (11/11/22)
24 Madi Williams at UCLA (3/20/23)
24 Madi Williams at WVU (12/31/22)
24 Ana Llanusa vs. Baylor (1/3/23)
23 Ana Llanusa vs. Iowa State (1/8/23)
23 Aubrey Joens vs. Texas Tech (2/15/23)
23 Madi Williams at Kansas (2/19/23)
23 Skylar Vann vs. Kansas State (3/1/23)
22 Madi Williams vs. Florida (12/21/22)
21 3x

REBOUNDS

15 Liz Scott vs. Kansas (1/14/23)
12 Skylar Vann vs. UT Arlington (11/20/22)
12 Skylar Vann vs. Northwestern State (11/30/22)
12 Liz Scott vs. Portland (3/18/23)
11 Liz Scott at TCU (1/18/23)
11 Aubrey Joens vs. Northwestern State (11/30/22)
11 Aubrey Joens vs. Texas Tech (2/5/23)
11 Madi Williams vs. Florida (12/21/22)
11 Skylar Vann at Texas Tech (1/11/23)
11 Skylar Vann at Oklahoma State (3/4/23)
11 Skylar Vann vs. Portland (3/18/23)
10 7x

ASSISTS

10 Beatrice Culliton vs. Texas Tech (2/5/23)
8 Nevaeh Tot at K-State (2/12/23)
7 Nevaeh Tot vs. SMU (11/11/22)
7 Nevaeh Tot vs. Kansas (1/14/23)
7 Nevaeh Tot at TCU (1/18/23)
7 Taylor Robertson vs. Iowa State (3/11/23)
6 8x

BLOCKED SHOTS

4 Kiersten Johnson vs. UT Arlington (11/20/22)
3 Kiersten Johnson vs. TCU (1/31/23)
3 Liz Scott vs. Southern (12/18/22)
3 Kiersten Johnson vs. Baylor (1/3/23)
3 Madi Williams vs. Iowa State (1/8/23)
3 Skylar Vann at Texas Tech (1/11/23)
2 16x

STEALS

5 Nevaeh Tot vs. Oral Roberts (11/07/22)
5 Madi Williams at Kansas (2/19/23)
5 Madi Williams vs. Florida (12/21/22)
4 Liz Scott vs. UT Arlington (11/20/22)
4 Madi Williams at Arkansas State (11/22/22)
4 Skylar Vann at Baylor (2/7/23)
4 Madi Williams vs. Texas (2/25/23)
3 7x

3-POINT FIELD GOALS

6 Taylor Robertson vs. Florida (12/21/22)
6 Taylor Robertson at WVU (12/31/22)
6 Taylor Robertson at Iowa State (1/28/23)
5 7x

FREE THROW MAKES

10 Madi Williams vs. Baylor (1/3/23)
9 Madi Williams at UCLA (3/20/23)
7 Ana Llanusa vs. Baylor (1/3/23)
7 Madi Williams vs. Oklahoma St. (1/21/23)
7 Taylor Robertson vs. Oklahoma St. (1/21/23)
6 7x



» OKLAHOMA

	HIGH	LOW
Points	105 vs. Oral Roberts	45 vs. Texas
Points in a Quarter	38 (1Q) vs. Oral Roberts	5 (1Q) vs. Baylor
Points in a Half	67 (1H) vs. Oral Roberts	22 (2H), at Texas
Points in an Overtime Period	N/A	N/A
Field Goals	39 vs. Oral Roberts	15 vs. Texas
Field Goal Attempts	84 vs. Florida, at Baylor (OT)	55 vs. Texas
Field Goal Percentage	.587 (36-63) vs. TCU	.273 (15-55) vs. Texas
3PM	14 vs. SMU, at West Virginia	2 vs. Texas
3PA	35 at Baylor (OT)	14 vs. Texas
3P% (min. 10 attempts)	.609 vs. SMU	.143 vs. Texas
FTM	26 vs. Oklahoma St.	5 vs. Texas Tech
FTA	33 at Utah	8 vs. Texas Tech
FT% (min. 10 att.)	.941 (16-17) vs. TCU	.600 (9-15) vs. Iowa State (3/11/23)
Offensive Rebounds	22 vs. Kansas	3 vs. SMU
Defensive Rebounds	47 vs. Northwestern State	24 vs. Texas
Total Rebounds	65 vs. Northwestern State	30 vs. SMU
Personal Fouls	29 at Iowa State	12 (3x); MR: West Virginia
Assists	29 at TCU	6 vs. Texas
Turnovers	29 vs. UT Arlington	6 at BYU
Blocked Shots	9 vs. UT Arlington	0 vs. Oklahoma St.
Steals	15 at Arkansas State	3 (4x); MR: vs. TCU

» OPPONENTS

	HIGH	LOW
Points	124, Utah	45, Northwestern State
Points in a Quarter	41, Utah (3Q)	8 (4Q), Ole Miss
Points in a Half	70, Utah (2H)	20 (1H), Northwestern State
Points in an Overtime Period	N/A	N/A
Field Goals	45, Utah	17, Northwestern State
Field Goal Attempts	85, Oral Roberts	58, BYU
Field Goal Percentage	.549, Utah	.250, Northwestern State
3PM	14, Oklahoma St.	3, Texas, Texas Tech, Portland
3PA	40, Utah	7, Texas
3P% (min. 10 att.)	.550, Texas Tech	.143, Northwestern State
FTM	30, Iowa State	6, NW State, Ole Miss, Robert Morris
FTA	34, Iowa State	11 Ole Miss
FT% (min. 10 att.)	.923, Texas Tech	.429, Robert Morris
Offensive Rebounds	19, UT Arlington	5, Iowa State
Defensive Rebounds	35, Utah	15, UT Arlington
Total Rebounds	51, Utah	25, Northwestern State
Personal Fouls	29, UCLA	12, Northwestern State
Assists	33, Utah	5, Southern, Kansas
Turnovers	22, Florida, Baylor (OT)	6, Iowa State
Blocked Shots	10, Texas	0, Four teams
Steals	18, Kansas State	3, Iowa State (2x)



» OKLAHOMA'S 2022-23 RECORD

Home.....	13-2	Bench outscores opponent bench.....	23-5
Road.....	9-4	Fewer or same bench points.....	3-2
Neutral Site.....	4-1	More points in the paint.....	20-0
Overtime.....	2-0	Fewer or same points in the paint.....	6-7
vs. Big 12 opponents.....	15-5	More fast break points.....	23-4
Non-Conference Games.....	11-2	Fewer or same fast break points.....	3-3
vs. AP Top 25 opponents.....	2-5	More second chance points.....	19-3
On no days rest.....	0-2	Fewer or same second chance points.....	7-4
On one days rest.....	1-1	Outrebound opponent.....	21-5
On two days rest.....	7-1	Tied or outrebounded by opponent.....	5-2
On three days rest.....	9-2	Same or fewer TOs than opp.....	12-0
On four days rest.....	2-0	More TOs than opp.....	14-6
One five+ days rest.....	7-1	Score fewer than 50 pts.....	0-1
Ahead at the half.....	18-0	Score 50-59 pts.....	0-1
Behind at the half.....	8-6	Score 60-69 pts.....	1-0
Tied at the half.....	0-1	Score 70-79 pts.....	3-5
FG% of .500 or more.....	9-0	Score 80-89 pts.....	10-0
FG% less than .500.....	17-7	Score 90 or more pts.....	12-0
Better FG% than opp.....	20-0	Allow fewer than 50 pts.....	1-0
Worse FG% than opp.....	5-7	Allow 50-59 pts.....	3-0
Same FG% as opp.....	1-0	Allow 60-69 pts.....	6-1
More 3-point field goals.....	16-4	Allow 70-79 pts.....	10-1
Fewer 3-point field goals.....	7-2	Allow 80-89 pts.....	3-4
Same 3-point field goals.....	2-0	Allow 90 or more pts.....	3-1

» LEADS AND DEFICITS

Largest lead..... 43 (Northwestern St)
 Largest deficit..... 49 (at Utah)
 Largest halftime lead..... 32 (Robert Morris)
 Largest halftime deficit..... 15 (at Utah)

Largest HT def. in a win..... 8 (vs. Oklahoma St.)
 Largest deficit in a win..... 12 (at Baylor)
 Largest winning margin..... 43 (Northwestern St)
 Largest losing margin..... 46 (at Utah)



» Oklahoma was 22-0 in 2022-23 when scoring 80 points and is 41-1 under Baranczyk when holding opponents under 80.



» 2022-23 BIG 12 STANDINGS

Team	CONFERENCE				OVERALL				
	W-L	Pct.	Home	Away	W-L	Pct.	Home	Away	Neutral
Oklahoma	14-4	.778	7-2	7-2	26-7	.788	13-2	9-4	4-1
Texas	14-4	.778	8-1	6-3	26-10	.722	15-3	7-4	4-3
Iowa State	11-7	.611	8-1	3-6	22-10	.688	13-1	4-7	5-2
Okla. St.	10-8	.556	7-2	3-6	21-12	.636	15-3	4-6	2-3
WVU	10-8	.556	7-2	3-6	19-12	.613	13-2	3-8	3-2
Baylor	10-8	.556	4-5	6-3	20-13	.606	11-6	6-4	3-3
Kansas	9-9	.500	6-3	3-6	25-11	.694	19-3	5-7	1-1
Texas Tech	6-12	.333	4-5	2-7	20-15	.571	15-6	3-8	2-1
Kansas St.	5-13	.278	5-4	0-9	19-17	.528	15-4	0-10	4-3
TCU	1-17	.056	1-8	0-9	8-23	.258	7-11	0-11	1-1

» 2023 BIG 12 AWARDS

PLAYER OF THE YEAR

Ashley Joens, Iowa State

DEFENSIVE PLAYER OF THE YEAR

Rori Harmon, Texas

NEWCOMER OF THE YEAR

Shaylee Gonzales, Texas

FRESHMAN OF THE YEAR

Darianna Littlepage-Buggs, Baylor

SIXTH PLAYER AWARD

Skylar Vann, Oklahoma

COACH OF THE YEAR

Vic Schaefer, Texas

ALL-BIG 12 FIRST TEAM

Sarah Andrews, Baylor
 Ashley Joens, Iowa State*
 Zakiyah Franklin, Kansas
 Taiyanna Jackson, Kansas*
 Gabby Gregory, Kansas State
Madi Williams, Oklahoma*
 Naomie Alnatas, Oklahoma State
 DeYona Gaston, Texas
 Rori Harmon, Texas
 Bre'Amber Scott, Texas Tech
 JJ Quinerly, West Virginia*

ALL-BIG 12 SECOND TEAM

Caitlin Bickle, Baylor
 Emily Ryan, Iowa State
Ana Llanusa, Oklahoma
Taylor Robertson, Oklahoma
 Shaylee Gonzales, Texas

ALL-BIG 12 HONORABLE MENTION

Darianna Littlepage-Bugg, Baylor
 Lexi Donarski, Iowa State
 Holly Kersgieter, Kansas
 Serena Sundel, Kansas State
Skylar Vann, Oklahoma
 Bryn Gerlich, Texas Tech
 Madisen Smith, West Virginia

BIG 12 ALL-DEFENSIVE TEAM

Caitlin Bickle, Baylor
 Lexi Donarski, Iowa State
 Taiyanna Jackson, Kansas*
 Rori Harmon, Texas*
 JJ Quinerly, West Virginia

BIG 12 ALL-FRESHMAN TEAM

Bella Fontleroy, Baylor*
 Darianna Littlepage-Buggs, Baylor*
 Denae Fritz, Iowa State
Beatrice Culliton, Oklahoma
 Amina Muhammad, Texas
 Bailey Maupin, Texas Tech

* Unanimous selection

There's Only One

Boomer Sooner



RECORDS
RECORDS
RECORDS





INDIVIDUAL RECORDS

» CAREER

Games: 151, Taylor Robertson, 2019-23
Conference Games: 96, Taylor Robertson, 2019-23
Games Started: 150, Taylor Robertson, 2019-23
Minutes: 5,121, Taylor Robertson, 2019-23
Minutes Per Game: 34.9, Phylesha Whaley, 1997-00
Points: 2,729, Courtney Paris, 2006-09
Scoring Average: 19.9, Courtney Paris, 2006-09
Rebounds: 2,304, Courtney Paris, 2006-09
Rebounding Average: 14.8, Courtney Paris, 2006-09
FG Made: 1,124, Courtney Paris, 2006-09
FG Attempts: 1,941, Courtney Paris, 2006-09
FG% (min. 1,000 attempts):
 .559 (1,124-1,941), Courtney Paris, 2006-09
3-Point FGM: 537, Taylor Robertson, 2019-2023
3-Point FGA: 1,221, Taylor Robertson, 2019-2023
3-Point FG% (min. 100 att.):
 .440, (537-1,221), Taylor Robertson, 2019-23
Consecutive Games with 3-Pointer:
 74, Taylor Robertson, Feb. 9, 2021 - March 20, 2023
FT Made: 693, LaNeisha Caufield, 1999-02
FT Attempts: 826, LaNeisha Caufield, 1999-02
FT% (min. 200 attempts): .918 (393-428)
 Taylor Robertson, 2019-23
Assists: 764, Stacey Dales, 1998-02
Blocked Shots: 446, Courtney Paris, 2006-09
Steals: 402, LaNeisha Caufield, 1999-02
Consecutive Double-Doubles: 112, Courtney Paris
Consecutive Field Goals Made: 16, Courtney Paris

» SEASON

Games: 38, seven players in 2010
 Jasmine Hartman, Joanna McFarland, Danielle Robinson, Carlee Roethlisberger, Nyeshia Stevenson, Amanda Thompson
Games Started: 38, four players in 2010
 Abi Olajuwon, Danielle Robinson, Nyeshia Stevenson, Amanda Thompson
Minutes: 1,354, Nyeshia Stevenson, 2009-10
Points: 788, Courtney Paris, 2005-06
Scoring Average: 23.5, Courtney Paris, 2006-07
Rebounds: 539, Courtney Paris, 2005-06
Rebounding Average: 15.9, Courtney Paris, 2006-07
FG Made: 331, Courtney Paris, 2005-06
FG Attempts: 558, Courtney Paris, 2006-07
FG% (min. 150 attempts):
 .615 (225-366), Molly McGuire, 1982-83
3-Point FGM: 131, Taylor Robertson, 2019-20
3-Point FGA: 308, Taylor Robertson, 2019-20
3P% (min. 2 att. per game):
 .494(42-85), Pam Pennon, 1995-96
Consecutive 3-Pointers Made:
 19, Erin Higgins (11/13/05 to 1/28/06)
Consecutive Games with 3-Pointer:
 32, Taylor Robertson, Nov. 7, 2022 - March 20, 2023
FT Made: 191, LaNeisha Caufield, 2001-02
FT Attempts: 262, Courtney Paris, 2005-06
Consecutive FT Made: 48, Taylor Robertson, 2020-21
FT% (min. 60 attempts):
 .929 (92-99), Chelsi Welch, 2005-06
Assists: 248, Stacey Dales, 2000-01
Blocked Shots: 119, Courtney Paris, 2005-06
Steals: 135, LaNeisha Caufield, 2000-01

» GAME

Minutes: 50, Peyton Little vs. West Virginia, (2/4/17)
 Taylor Robertson vs. West Virginia, (2/5/22)
Points: 45, Madi Williams vs. West Virginia, (1/3/21)
Rebounds: 26, Courtney Paris vs. Baylor, (3/11/06)
FG Made: 20, Courtney Paris vs. New Mexico, (12/30/06)
FG Attempts: 34, Mary Lane vs. Simpson, (1/6/77)
 Carin Stites vs. Central Missouri State, (1/4/91)
FG% (min. 10 attempts):
 .928 (13-of-14) Kaylon Williams vs. Iowa State, (2/27/16)
3-Point FGM: 9 (Five times)
 Taylor Robertson vs. Buffalo, (11/21/21), at Wichita St., (11/30/19)
 Nyeshia Stevenson at Marist, (12/9/09)
 Carin Stites at Arkansas, (11/27/90), vs. UTSA, (1/21/91)
3-Point FGA:
 23, Taylor Robertson vs. Buffalo (Nov. 21, 2021)
FT Made: 18, Erin Schreiber vs. Arkansas, (1/3/81)
FT Attempts: 19 (Three times)
 Tami Rogers vs. Sam Houston State, (11/24/89)
 LaTrenda Phillips vs. Kansas, (1/4/87)
 Erin Schreiber vs. Arkansas, (1/3/81)
FT% (min. 10 attempts):
 1.000 (16-of-16), Danielle Robinson at Okla. State, (2/6/10)
Assists: 19, Sharee Mitchum vs. Oral Roberts, (2/10/94)
Blocked Shots: 11, LaNae Jones vs. Southern, (12/29/93)
Steals: 11 (Two times)
 Jacquetta Hurley vs. Missouri, (2/12/83)
 Pam Pennon vs. Oral Roberts, (12/20/95)

» OPPONENT GAME

Points: 61, Ayoka Lee, Kansas State, (1/23/22)
Rebounds: 36, Carol Moreland, New Mexico, (1/24/81)
FG Made: 23, Ayoka Lee, Kansas State, (1/23/22)
FG Attempts: 34, Andrea Riley, Oklahoma St., (2/6/10)
FG% (min. 10 attempts):
 1.000 (11-of-11), Kacy Moffitt, Baylor, (2/1/98)
3-Point FGM: 10, Tegan Graham, BYU, (12/10/21)
3-Point FGA: 18, Danielle Vigilonme, Texas, (12/7/94)
FT Made: 17, Andrea Riley, Oklahoma State, (1/12/08)
FT Attempts: 22, Kristin Anigwe, Cal, (12/20/16)
FT% (min. 15 made):
 1.000 (16-of-16), Vickie Adkins, Kansas, (1/31/84)
Assists: 17, Niya Johnson, Baylor, (2/11/15)
Steals: 11, Lauren Heard, TCU, (3/4/21)
Blocked Shots: 11, Brittney Griner, Baylor, Two times
 (1/13/10) and (2/10/10)



» SEASON

Games: 38, 2009-10
Victories: 32, 2001-02 and 2008-09
100-Point Games: 4, 1983-84, 1985-86, and 1991-92
Consecutive 100-Point Games: 3, 1991-92
Points: 2,815 in 36 games, 2001-02
Scoring Average: 84.5, 1984-85
Average Scoring Margin: +17, 1984-85
Rebounds: 1,613, 2005-06
Field Goals: 1,086, 1983-84
Field Goal Attempts: 2,372, 2009-10
Field Goal Percentage: .495, 1984-85
3-Point Field Goals: 316, 2021-22
3-Point Field Goal Attempts: 906, 2021-22
3-Point Field Goal Percentage: .380, 2000-01
Free Throws: 582, 2001-02
Free Throw Attempts: 778, 2001-02
Free Throw Percentage: .769, 2010-11
Assists: 686, 2022-23
Blocked Shots: 211, 2008-09
Steals: 421, 1984-85
Fewest Points Allowed: 1546, 1976-77
Lowest Scoring Average Allowed: 58.7, 2003-04
Fewest FG Allowed: 646, 1976-77
Lowest FG Pct. Allowed: .337, 2006-07

» GAME

Points: 121, (twice)
 Central Arkansas, (12/20/07); Prairie View A&M, (11/29/90)
Points in Conf. Game: 108, Oklahoma State, (02/05/86)
 Points in a Big 12 Game: 101, TCU, (1/31/23)
Points (Half): 67, Oral Roberts, (11/7/22)
Points (Quarter): 38 (1Q), Oral Roberts, (11/7/22)
Halftime Deficit Overcame: 26, California, (12/13/08)
Halftime Deficit Overcame (Big 12): 22, Kansas, (02/02/20)
FG Made 56, UT-Pan American, (11/25/88)
FG Made (Half): 29, (twice)
 Midwestern, (1/16/84); UT-Pan American, (11/25/88)
FG Attempts: 96, (twice)
 Midwestern (01/16/84); UT-Pan American, (11/25/88)
FG Attempts (Half): 55, vs. UT-Pan American, (11/25/88)
FG%: .672 (41-of-61), Kansas, (02/19/95)
3-Point FG: 17, vs. Oregon, (11/24/12)
3-Point FGs (Half): 10, Kansas, (02/25/98)
3-Point FG Attempts: 41, Buffalo, (11/21/21)
3-Point FG Attempts (Half): 21, Buffalo, (11/21/21)
3P% (min. 5 attempts): .857 (6-of-7) at Kansas, (01/24/01)
FT Made: 35, (twice)
 vs. Texas A&M, (01/17/01); Louisville, (11/07/13)
FT Made (Half): 27, Stephen F. Austin, (12/28/98)
FT Attempts: 51, Coppin State, (11/29/98)
Consecutive FT Made: 18, (three times)
 Marist, (03/20/04); Missouri, (02/22/86); UNLV, (12/08/90)
Consecutive FT (Half): 16 (twice)
 vs. Missouri, (02/22/86); vs. UNLV, (12/08/90)
Rebounds: 75, vs. Cameron, (11/30/82)
Rebounds (Half): 38, vs. Cameron, (11/30/82)
Assists: 35, vs. Oklahoma City, (02/09/83)
Assists (Half): 18, vs. West Virginia (2/24/23)
Blocked Shots: 15, vs. Texas, (03/07/07)
Blocked Shots (Half): 9, vs. Kansas, (02/01/17)
Steals: 28, vs. Missouri, (02/05/95)
Steals (Half): 17, vs. Missouri, (02/05/95)
Fewest Pts. Allowed: 25, N.C. Central, (01/04/09)



» Caton Hill and the 2001-02 Sooners set the school record for points in a season with 2,815 in 36 contests. The team averaged 78.2 points per game and was national runner-up (32-4 record).

Fewest Pts. Allowed (Half): 10, 2H, N.C. Central, (01/04/09)
Fewest Field Goals Allowed: 8, vs. Tulsa, (12/15/85)
Fewest Field Goals Allowed (Half): 3, vs. Tulsa, (12/15/85)
Lowest FG%: .143 (4-of-28), Texas A&M, (01/26/02)

» OPPONENT GAME

Points: 124, Utah, (11/16/22)
FG Made: 50, Missouri, (01/22/84)
FG Attempts: 91, (twice)
 Kansas, (02/03/90); UC-Santa Barbara, (12/12/90)
FG%: .725 (50-of-69), Missouri, (01/22/83)
3-Point FGs: 19, DePaul, (11/13/17)
3-Point FG Attempts: 45, DePaul, (11/13/17)
3P% (min. 5 made): .769, (10-of-13), UConn, (12/29/99)
FT Made: 38, BYU, Dec. 30, 1989; Colorado, (01/27/87)
FT Attempts: 53, Kentucky, (11/28/14)
FT% (min. 20 made): 1.000, (21-of-21), Missouri, (01/28/04)
Rebounds: 77, New Mexico, (01/14/78)
Assists: 33 (2x); MR: Utah, (11/16/22)
Blocked Shots: 14, New Mexico, (11/28/18)
Steals: 20, (twice), Baylor, (01/13/01); Colorado, (01/08/95)



LLOYD NOBLE CENTER RECORDS

» OKLAHOMA TEAM

Points: 121, (twice)
 Prairie View A&M, (11/27/90); Central Arkansas, (12/20/07)
FG Made: 56, Texas Pan-American, (11/25/88)
FG Attempts: 96, (twice)
 Texas Pan-American, (11/25/88); Midwestern, (01/18/94)
FG%: .672, Kansas, (02/19/05)
3-Point FGs: 16, Oklahoma State, (03/07/10)
3-Point FG Attempts: 35, West Virginia (2OT), (2/5/22)
3P% (min. 5 made): .714 (6-of-7), Kansas, (01/19/96)
FT Made: 35, Texas A&M, (01/17/01)
FT Attempts: 46, Colorado, (02/15/86)
FT% (min. 20 made): .928 (26-of-28)
 SW Missouri State, (12/03/97)
Rebounds: 75, Cameron, (11/30/82)
Assists: 30, Oklahoma State, (02/05/86)
Blocked Shots: 15, Texas, (03/07/07)
Steals: 28, Missouri, (02/05/95)

» OKLAHOMA INDIVIDUAL

Points: 45, Madi Williams vs. West Virginia, (01/03/21)
FG Made: 17, Madi Williams vs. West Virginia, (01/03/21)
FG Attempts: 34, Carin Stites, C. Missouri St. (01/04/91)
FG% (min. 10 made): .928, (13-of-14)
 Kaylor Williams, Iowa State, (02/27/16)
3-Point FG: 9, Carin Stites vs. UTSA, (01/21/91)
3-Point FG Att: 16, Ana Llanusa, vs. New Mexico, (12/16/17)
3P% (min. 5 made): 1.000 (5-of-5)
 Taylor Robertson vs. Baylor (1/12/22)
FT Made: 15, Tami Rogers vs. Sam Houston State, (11/24/89)
FT Attempts: 19, (twice)
 LaTrenda Phillips vs. Kansas, (01/14/87)
 Tami Rogers vs. Sam House State, (11/24/89)
FT% (min. 10 attempts): 1.000 (14-of-14)
 LaNeisha Caufield vs. Texas A&M, (01/31/01)
Rebounds: 25, Cathy Bassett vs. C. Missouri St., (01/04/91)
Assists: 19, Sharee Mitchum, vs. Oral Roberts, (02/10/94)
Blocked Shots: 11, LaNae Jones vs. Southern, (12/29/93)
Steals: 11, Jacquetta Hurley vs. Missouri, (02/11/83)



» Madi Williams set a school record on Jan. 3, 2021 when she tallied 45 points vs. West Virginia inside Lloyd Noble Center.

» OPPONENT TEAM

Points: 109, Missouri, (02/25/83)
FG Made: 41, (twice)
 Missouri, (02/25/83); Notre Dame (3/21/22)
FG Attempts: 91, Kansas, (02/03/90)
FG%: .640, Missouri, (02/07087)
3-Point FG Made: 14 (twice)
 Kansas State, (02/10/19); Oklahoma State, (1/21/23)
3-Point FG Attempts: 37, Oklahoma State (1/21/23)
3P% (min. 5 made): .769, (10-of-13)
 Sacramento State, (11/13/11)
FT Made: 34, Oral Roberts, (12/02/87)
FT Attempts: 43, Oklahoma State, (02/05/86)
FT% (min. 15 made): .947 (18-of-19), Nebraska, (02/05/00)
Rebounds: 65, Arkansas, (12/12/89)
Assists: 23 (four times)
 Drake, (12/17/19); Texas Tech, (03/07/20);
 Baylor, twice, (02/27/17) and (02/25/13)
Blocked Shots: 11 (twice)
 Stanford, (03/19/01); Baylor, (02/10/10)
Steals: 18, Missouri, (02/04/84)

» OPPONENT INDIVIDUAL

Points: 45, Kelsey Plum, Washington, (11/14/14)
FG Made: 17, Patrice Hoskins, Miss. Valley State, (12/08/88)
FG Attempts: 28, (twice)
 Alicia Hulbert, Tulsa, (02/10/78)
 Andrea Riley, Oklahoma State, (02/28/09)
FG% (min. 10 made): 1.000 (10-of-10)
 Ayana Mitchell, LSU, (12/07/19)
3-Point FGs Made: 10, Tegan Graham, BYU, (12/10/21)
3-Point FG Attempts: 18, Danielle Viglione, Texas, (12/07/94)
3P% (min. 5 made): 1.000 (5-of-5)
 Kristin Rethman, Kansas State, (02/14/01)
FT Made: 16, Vickie Adkins, Kansas, (01/31/84)
FT Attempts: 18, (twice)
 Nikki Smith, Missouri, (02/15/95)
 Lauren Heard, TCU, (03/04/21)
FT% (min. 10 made): 1.000 (16-of-16)
 Vickie Adkins, Kansas, (01/31/84)
Rebounds: 21, Lauren Gustin, BYU, (12/10/21)
Assists: 12, Olivia Miles, Notre Dame, (3/21/21)
Blocked Shots: 11, Brittney Griner, Baylor, (02/10/10)
Steals: 11, Lauren Heard, TCU, (03/04/21)



» Ashley Paris was one of eight Sooners to score in double figures in OU's 121-48 win over Central Arkansas on Dec. 20, 2007. The Sooners' 121 points tied the single-game program record.



» POINTS

- 45.....Madi Williams..... West Virginia..... Jan. 3, 2021
- 43.....Courtney Paris..... New Mexico..... Dec. 30, 2006
- 41.....Courtney Paris..... Oklahoma State..... Feb. 4, 2007
- 40.....Phylesha Whaley..... Arkansas..... March 14, 1999
- 38.....Phylesha Whaley..... Texas..... Jan. 17, 1998
- 37.....Aaryn Ellenberg..... Texas..... Jan. 8, 2014
- 37.....Jacquetta Hurley..... Kansas State..... 1985
- 37.....Jacquetta Hurley..... Nebraska..... 1984
- 37.....Molly McGuire..... Oral Roberts..... 1982
- 36.....Aaryn Ellenberg..... DePaul..... March 19, 2014
- 36.....Danielle Robinson..... Oklahoma State..... Feb. 6, 2010
- 36.....Courtney Paris..... Iowa State..... March 8, 2006
- 36.....Phylesha Whaley..... Nebraska..... Feb. 14, 1998
- 36.....Carin Stites..... UTSA..... Jan. 21, 1991
- 36.....Molly McGuire..... Oral Roberts..... 1983
- 35.....Ana Llanusa..... Iowa State..... Jan. 19, 2019
- 34.....Aaryn Ellenberg..... Ohio State..... Dec. 5, 2010
- 33.....Madi Williams..... Baylor..... March 12, 2022
- 33.....Ana Llanusa..... Kansas State..... Feb. 10, 2019
- 33.....Shaina Pellington..... Western Kentucky..... Nov. 9, 2018
- 33.....Vionise Pierre-Louis..... West Virginia..... Feb. 4, 2017
- 33.....Aaryn Ellenberg..... Baylor..... Jan. 26, 2013
- 33.....Danielle Robinson..... Texas A&M..... Jan. 23, 2011
- 33.....LaNeisha Caufield..... Montana State..... Dec. 8, 2001
- 33.....Phylesha Whaley..... BYU..... March 18, 2000
- 33.....Pam Pennon..... Iowa State..... Feb. 27, 1996

» REBOUNDS

- 26.....Courtney Paris..... Baylor..... March 11, 2006
- 25.....Courtney Paris..... New Mexico..... Dec. 30, 2006
- 25.....Cathy Bassett..... Cent. Missouri State..... Jan. 4, 1991
- 24.....Courtney Paris..... South Carolina..... Dec. 30, 2007
- 23.....Ashley Rose..... Missouri..... March 11, 2008
- 22.....Courtney Paris..... Texas Tech..... Feb. 27, 2008
- 22.....Courtney Paris..... Tulsa..... Dec. 8, 2007
- 22.....Courtney Paris..... North Texas..... Nov. 27, 2007
- 22.....Courtney Paris..... UCLA..... Dec. 5, 2005
- 21.....Courtney Paris..... Texas..... Jan. 25, 2009
- 21.....Courtney Paris..... Iowa State..... March 10, 2007
- 21.....Courtney Paris..... Central Michigan..... Dec. 21, 2005
- 21.....Courtney Paris..... Missouri..... Feb. 25, 2007
- 21.....Courtney Paris..... Michigan State..... Dec. 21, 2005
- 21.....Molly McGuire..... Wichita State..... Dec. 10, 1979
- 20.....Vionise Pierre-Louis..... Oklahoma State..... Jan. 20, 2018
- 20.....Courtney Paris..... Nebraska..... Jan. 10, 2009
- 20.....Courtney Paris..... Arizona State..... Nov. 21, 2008
- 20.....Courtney Paris..... Missouri..... March 11, 2008
- 20.....Courtney Paris..... Ole Miss..... March 25, 2007
- 20.....Courtney Paris..... Texas A&M..... Jan. 27, 2007
- 20.....Courtney Paris..... Texas..... Feb. 15, 2006
- 20.....Courtney Paris..... SMU..... Nov. 13, 2005
- 20.....Desiree Taylor..... Oral Roberts..... Dec. 15, 1996

» ASSISTS

- 19.....Sharee Mitchum..... Oral Roberts..... Feb. 10, 1994
- 16.....Dionnah Jackson..... Texas A&M..... Jan. 22, 2005
- 15.....Viki Streets..... Colorado..... 1985
- 14.....Kelbie Washington..... Wichita State..... Dec. 29, 2021
- 14.....Stacey Dales..... SMU..... Jan. 9, 2000
- 14.....Shonika Breedlove..... Texas A&M..... Jan. 21, 1998
- 13.....Stacey Dales..... Baylor..... Feb. 21, 2001
- 13.....Margaret McKeon..... UT-Arlington..... Dec. 8, 1986
- 12.....Mandy Simpson..... Kansas..... Feb. 2, 2020
- 12.....Morgan Hook..... TCU..... Jan. 9, 2013
- 12.....Danielle Robinson..... Tennessee..... Feb. 2, 2009
- 12.....LaNeisha Caufield..... Iowa State..... Jan. 6, 2001
- 12.....Stacey Dales..... Kansas State..... Feb. 14, 2001
- 12.....Stacey Dales..... BYU..... March 12, 2000
- 12.....Sharee Mitchum..... Utah..... Dec. 2, 1994
- 12.....Margaret McKeon..... Oral Roberts..... Dec. 10, 1986
- 11.....Nevaeh Tot..... UAPB..... Dec. 29, 2020
- 11.....Jessi Murcer..... Texas Tech..... March 5, 2019
- 11.....Gileysa Penzo..... New Mexico..... Dec. 16, 2017
- 11.....Morgan Hook..... Stetson..... Nov. 8, 2013
- 11.....Danielle Robinson..... Miami..... March 22, 2011
- 11.....Danielle Robinson..... Milwaukee..... Nov. 13, 2010
- 11.....Dionnah Jackson..... Colorado..... Feb. 18, 2004
- 11.....Stacey Dales..... San Diego..... Dec. 21, 1999
- 11.....Sharee Mitchum..... Kansas..... March 5, 1995
- 11.....Sharee Mitchum..... Arkansas..... Jan. 25, 1994
- 11.....Sharee Mitchum..... Texas..... Nov. 30, 1993
- 11.....Sharee Mitchum..... Iowa State..... Jan. 8, 1993

» BLOCKS

- 11.....LaNae Jones..... Southern..... Dec. 29, 1993
- 10.....Courtney Paris..... Texas Tech..... March 1, 2006
- 9.....Vionise Pierre-Louis..... Gonzaga..... March 18, 2017
- 9.....Nicole Griffin..... Texas..... Jan. 21, 2012
- 8.....Nancy Mulkey..... Kansas..... Dec. 29, 2016
- 8.....Courtney Paris..... Texas..... Feb. 3, 2008
- 7.....Nancy Mulkey..... Kansas..... Feb. 1, 2017
- 7.....Vionise Pierre-Louis..... Purdue..... March 19, 2016
- 7.....Courtney Paris..... Texas Tech..... Jan. 18, 2006
- 7.....Courtney Paris..... Arizona State..... Nov. 22, 2007
- 7.....Courtney Paris..... Missouri..... March 11, 2008
- 7.....Courtney Paris..... Baylor..... Jan. 28, 2009

» STEALS

- 11.....Pam Pennon..... Oral Roberts..... Dec. 20, 1995
- 11.....Jacquetta Hurley..... Missouri..... Feb. 12, 1983
- 10.....Maddie Manning..... Portland State..... Dec. 21, 2016
- 10.....Sharee Mitchum..... Michigan..... Dec. 28, 1993
- 10.....Pam Pennon..... Iowa State..... Jan. 7, 1996
- 9.....Caton Hill..... Tulsa..... Nov. 29, 1999
- 9.....LaNeisha Caufield..... Nebraska..... Feb. 7, 2001
- 9.....Dionnah Jackson..... Iowa..... Nov. 27, 2004
- 9.....Aaryn Ellenberg..... Kansas State..... Jan. 17, 2012
- 8.....Ana Llanusa..... UAB..... Nov. 11, 2019
- 8.....Maddie Manning..... Texas Tech..... Jan. 10, 2018
- 8.....LaNeisha Caufield..... Texas..... Nov. 11, 2001
- 8.....Amanda Thompson..... Nebraska..... Jan. 16, 2008
- 8.....Danielle Robinson..... Milwaukee..... Nov. 13, 2010



30-POINT GAMES

» 30-POINT GAMES

ANGIE ALEXANDER (1)

Pts.	Opponent	Date
30	Iowa State	Dec. 30, 1991

LANEISHA CAUFIELD (3)

Pts.	Opponent	Date
32	Missouri	Feb. 27, 1999
33	Montana State	Dec. 8, 2001
30	Villanova	March 18, 2002

STACEY DALES (1)

Pts.	Opponent	Date
30	Missouri	Feb. 23, 2002

AARYN ELLENBERG (5)

Pts.	Opponent	Date
34	Ohio State	Dec. 5, 2010
31	Kansas State	Jan. 17, 2012
33	Baylor	Jan. 26, 2013
37	Texas	Jan. 8, 2014
36	DePaul	March 22, 2014

GABBY GREGORY (1)

Pts.	Opponent	Date
30	Baylor	Feb. 22, 2020

ANGI GUFFY (1)

Pts.	Opponent	Date
30	Kansas State	Feb. 19, 1993

JACQUETTA HURLEY (2)

Pts.	Opponent	Date
37	Nebraska	March 3, 1984
37	Kansas State	Jan. 26, 1985

DALE IVEY (1)

Pts.	Opponent	Date
36	Colorado	1988

DIONNAH JACKSON (1)

Pts.	Opponent	Date
30	Baylor	Feb. 9, 2005

PEYTON LITTLE (1)

Pts.	Opponent	Date
30	Kansas State	Feb. 21, 2015

ANA LLANUSA (4)

Pts.	Opponent	Date
30	Missouri State	Nov. 14, 2019
31	Baylor	Feb. 16, 2019
33	Kansas State	Feb. 10, 2019
35	Iowa State	Jan. 19, 2019

MOLLY MCGUIRE (2)

Pts.	Opponent	Date
37	Oral Roberts	1982
37	Oral Roberts	1983

GABBI ORTIZ (1)

Pts.	Opponent	Date
31	South Florida	Dec. 9, 2017

COURTNEY PARIS (13)

Pts.	Opponent	Date
30	Iowa	Nov. 25, 2005
32	Texas	Jan. 25, 2006
31	Baylor	Feb. 12, 2006
36	Iowa State	March 8, 2006
30	BYU	March 20, 2006
43	New Mexico	Dec. 30, 2006
32	Baylor	Jan. 10, 2007
41	Oklahoma State	Feb. 4, 2007
32	Kansas	Feb. 21, 2007
35	Missouri	Feb. 25, 2007
31	Ole Miss	March 25, 2007
30	Colorado	Feb. 9, 2008
30	Missouri	March 11, 2008

PAM PENNON (1)

Pts.	Opponent	Date
33	Iowa State	Jan. 7, 1996

VIONISE PIERRE-LOUIS (2)

Pts.	Opponent	Date
33	West Virginia	Feb. 4, 2017
32	Oregon	Nov. 25, 2017

TAYLOR ROBERTSON (3)

Pts.	Opponent	Date
30	Wichita State	Nov. 30, 2019
31	West Virginia	Jan. 15, 2020
31	Kansas	Feb. 2, 2020

DANIELLE ROBINSON (4)

Pts.	Opponent	Date
31	Arkansas	Dec. 5, 2009
36	Oklahoma State	Feb. 6, 2010
30	Texas	Jan. 16, 2011
33	Texas A&M	Jan. 26, 2011

TAMI ROGERS (3)

Pts.	Opponent	Date
33	ULM	Dec. 2, 1989
30	Texas A&M	Dec. 5, 1989
31	Nebraska	Jan. 31, 1990

NYESHIA STEVENSON (2)

Pts.	Opponent	Date
32	Marist	Dec. 9, 2009
31	Kentucky	March 30, 2010

CARIN STITES (2)

Pts.	Opponent	Date
33	Cent. Missouri State	Jan. 4, 1991
36	UTSA	Jan. 21, 1991

MARIA VILLARROEL (3)

Pts.	Opponent	Date
31	Sam Houston St.	Nov. 26, 2002
30	Fordham	Nov. 29, 2002
31	Missouri	Feb. 26, 2003

MANDY WADE (1)

Pts.	Opponent	Date
30	Okla. State	Feb. 26, 1995

PHYLESHA WHALEY (10)

Pts.	Opponent	Date
31	Georgia	Dec. 11, 1997
30	Texas A&M	Jan. 3, 1998
38	Texas	Jan. 17, 1998
30	Texas A&M	Jan. 21, 1998
30	Texas Tech	Feb. 11, 1998
36	Nebraska	Feb. 14, 1998

30	Jackson State	Dec. 7, 1998
40	Arkansas	March 14, 1999
31	Texas	Feb. 16, 2000
33	BYU	March 18, 2000

KAYLON WILLIAMS (1)

Pts.	Opponent	Date
32	Iowa State	Feb. 27, 2016

MADI WILLIAMS (1)

Pts.	Opponent	Date
45	W. Virginia	Jan. 3, 2021
33	Baylor	March 12, 2022

» CAREER

No.	Player	Years
13	Courtney Paris	2006-09
10	Phylesha Whaley	1997-00
5	Aaryn Ellenberg	2011-14
4	Danielle Robinson	2008-11
4	Ana Llanusa	2018-2023
3	LaNeisha Caufield	1999-02
3	Taylor Robertson	2018-2023
3	Tami Rogers	1987, 89-90
3	Maria Villarreal	2002-03
2	Jacquetta Hurley	1983-86
2	Molly McGuire	1980-83
2	Vionise Pierre-Louis	2015-18
2	Nyeshia Stevenson	2007-10
2	Carin Stites	1991-92
2	Madi Williams	2018-2023
1	Shaina Pellington	2018-19
1	Angie Alexander	1989-92
1	Stacey Dales	1998-02
1	Gabby Gregory	2019-2022
1	Angi Guffy	1992-95
1	Dale Ivey	1987-88
1	Dionnah Jackson	2002-05
1	Peyton Little	2014-17
1	Gabbi Ortiz	2015-18
1	Pam Pennon	1995-96
1	Mandy Wade	1992-95
1	Kaylon Williams	2012-16

» SEASON

No.	Player	Year
6	Courtney Paris	2006-07
6	Phylesha Whaley	1997-98
5	Courtney Paris	2005-06
3	Taylor Robertson	2019-20
3	Ana Llanusa	2018-19
3	Tami Rogers	1989-90
3	Maria Villarreal	2002-03

» CONSECUTIVE

No.	Player	Dates
2	Courtney Paris	Feb. 21-25, 2007
2	Maria Villarreal	Nov. 26-29, 2002
2	Phylesha Whaley	Feb. 11-14, 1998
2	Phylesha Whaley	Jan. 17, 1998
2	Tami Rogers	Dec. 2-5, 1989

20-REBOUND/10-ASSIST GAMES



» 20-REBOUND GAMES

CATHY BASSETT (1)

Reb.	Opponent	Date
25	Cent. Missouri State	Jan. 4, 1991

MOLLY MCGUIRE (1)

Reb.	Opponent	Date
21	Wichita State	Dec. 10, 1979

COURTNEY PARIS (19)

Reb.	Opponent	Date
20	SMU	Nov. 13, 2005
22	UCLA	Dec. 5, 2005
21	Michigan State	Dec. 21, 2005
20	Texas	Feb. 15, 2006
26	Baylor	March 11, 2006
25	New Mexico	Dec. 30, 2006
20	Texas A&M	Jan. 27, 2007
21	Missouri	Feb. 25, 2007
21	Iowa State	March 10, 2007
20	Ole Miss	March 25, 2007
22	North Texas	Nov. 27, 2007
22	Tulsa	Dec. 8, 2007
24	South Carolina	Dec. 30, 2007
22	Texas Tech	Feb. 27, 2008
20	Missouri	March 11, 2008
20	Arizona State	Nov. 21, 2008
20	Nebraska	Jan. 10, 2009
21	Texas	Jan. 25, 2009
24	Texas Tech	Feb. 17, 2009

ASHLEY PARIS (1)

Reb.	Opponent	Date
23	Missouri	March 11, 2008

VIONISE PIERRE-LOUIS (1)

Reb.	Opponent	Date
20	Oklahoma State	Jan. 20, 2018

DESIREE TAYLOR (1)

Reb.	Opponent	Date
20	Oral Roberts	Dec. 15, 1996

» CAREER

No.	Player	Years
19	Courtney Paris	2006-09
1	Cathy Bassett	1990-91
1	Molly McGuire	1980-83
1	Ashley Paris	2006-09
1	Vionise Pierre-Louis	2015-18
1	Desiree Taylor	1998-01

» SEASON

No.	Player	Year
5	Courtney Paris	2005-06
5	Courtney Paris	2006-07
5	Courtney Paris	2007-08
4	Courtney Paris	2008-09

» 10-ASSIST GAMES

ANGIE ALEXANDER (1)

Ast.	Opponent	Date
10	UTSA	Jan. 21, 1991

SHONIKA BREEDLOVE (1)

Ast.	Opponent	Date
10	Texas A&M	Jan. 21, 1998



» Kelbie Washington set a freshman program record with 14 assists vs. Wichita State in 2021.

BRITNEY BROWN (2)

Ast.	Opponent	Date
10	South Carolina	Dec. 7, 2006
10	BYU	March 20, 2006

LANEISHA CAUFIELD (1)

Ast.	Opponent	Date
10	Oral Roberts	Nov. 18, 2000

BEATRICE CULLITON (1)

Ast.	Opponent	Date
10	Texas Tech	Feb. 5, 2023

STACEY DALES (8)

Ast.	Opponent	Date
10	UTSA	Nov. 23, 1998
11	San Diego	Feb. 21, 1999
10	Sam Houston State	Dec. 2, 1999
12	BYU	March 18, 2000
14	SMU	Dec. 9, 2000
10	Wichita State	Nov. 29, 2001
12	Kansas State	Feb. 14, 2001
13	Baylor	Feb. 21, 2001

MORGAN HOOK (4)

Ast.	Opponent	Date
12	TCU	Jan. 9, 2013
10	Oklahoma State	Feb. 10, 2013
10	UCLA	Nov. 24, 2013
11	Stetson	Nov. 8, 2013

DIONNAH JACKSON (4)

Ast.	Opponent	Date
10	Texas	Jan. 29, 2003
11	Colorado	Feb. 18, 2004
10	Tulsa	Dec. 4, 2004
16	Texas A&M	Jan. 22, 2005

SHAREE MITCHUM (14)

Ast.	Opponent	Date
16	Oklahoma State	Feb. 20, 1992
11	Iowa State	Jan. 8, 1993
10	Prairie View A&M	Jan. 14, 1993
11	Texas	Nov. 30, 1993
13	Texas A&M	Dec. 18, 1993
13	Texas Tech	Dec. 21, 1993
10	Michigan	Dec. 28, 1993
10	Kansas	Jan. 21, 1994
11	Arkansas	Jan. 25, 1994

14	Colorado	Feb. 27, 1994
14	New Mexico St.	March 24, 1994
14	Pittsburgh	March 25, 1994
12	Utah	Dec. 2, 1994
11	Kansas	March 5, 1995

JESSI MURCER (1)

Ast.	Opponent	Date
11	Texas Tech	March 5, 2019

GILEYSA PENZO (2)

Ast.	Opponent	Date
11	New Mexico	Dec. 16, 2018
10	DePaul	March 16, 2019

PAM POSEY (1)

Ast.	Opponent	Date
10	Prairie View A&M	Dec. 12, 1990

DANIELLE ROBINSON (9)

Ast.	Opponent	Date
10	Creighton	Dec. 3, 2008
10	CSU - Bakersfield	Dec. 12, 2008
10	Tulsa	Dec. 21, 2008
10	Texas A&M	Jan. 18, 2009
12	Tennessee	Feb. 2, 2009
10	Louisville	April 5, 2009
10	Tennessee	Jan. 3, 2010
11	Milwaukee	Nov. 13, 2010
11	Miami (Fla.)	March 22, 2011

MANDY SIMPSON (1)

Ast.	Opponent	Date
12	Kansas	Feb. 2, 2020

NEVAEH TOT (1)

Ast.	Opponent	Date
11	UAPB	Dec. 29, 2020

KELBIE WASHINGTON (2)

Ast.	Opponent	Date
14	Wichita State	Dec. 29, 2021
10	SMU	Nov. 30, 2021

» CAREER

No.	Player	Years
14	Sharee Mitchum	1992-95
9	Danielle Robinson	2008-11
8	Stacey Dales	1998-02
4	Morgan Hook	2011-14
4	Dionnah Jackson	2002-05

» SEASON

No.	Player	Year
9	Sharee Mitchum	1993-94
6	Danielle Robinson	2008-09
4	Stacey Dales	2000-01
2	Gileysa Penzo	2017-18
2	Kelbie Washington	2022-Pres.

» CONSECUTIVE

No.	Player	Dates
3	Sharee Mitchum	12/18-28, 1993
2	Sharee Mitchum	3/24-25, 1994



SINGLE-SEASON HIGHS

» POINTS PER GAME

1.	84.5	1984-85
2.	84.2	2022-23
3.	83.7	1983-84
4.	83.2	1982-83
T5.	82.6	2021-22
T5.	82.6	1985-86
7.	81.9	2000-01
8.	80.9	1991-92
9.	79.8	1993-94
10.	79.4	1989-90

» POINTS

1.	2,815	2001-02
2.	2,808	2021-22
3.	2,803	2008-09
4.	2,785	2000-01
5.	2,777	2022-23
6.	2,748	2005-06
7.	2,725	2009-10
8.	2,679	1983-84
9.	2,653	2010-11
10.	2,607	1999-00

» REBOUNDS

1.	1,613	2005-06
2.	1,611	2008-09
3.	1,557	2009-10
4.	1,539	2006-07
5.	1,458	2022-23
6.	1,443	1983-84
7.	1,411	2001-02
8.	1,402	2000-01
9.	1,397	2021-22
10.	1,389	2007-08

» ASSISTS

1.	686	2022-23
2.	677	2000-01
3.	641	2021-22
4.	624	2001-02
5.	617	1999-00
6.	605	2005-06
7.	604	2011-12
8.	591	2008-09
9.	575	1993-94
10.	550	1985-86

» STEALS

1.	421	1984-85
2.	402	2001-02
3.	394	1985-86
4.	387	2000-01
5.	369	1994-95
6.	368	1991-92
7.	343	1983-84
8.	333	1989-90
9.	330	1999-00
10.	326	2021-22

» BLOCKS

1.	211	2008-09
2.	200	2005-06
3.	192	2006-07
4.	190	2016-17
5.	189	2007-08
6.	142	2017-18
7.	141	1992-93
8.	137	2011-12
9.	121	1994-95
10.	116	2013-14

» FIELD GOALS

1.	1,086	1983-84
2.	1,085	2008-09
3.	1,049	1984-85
4.	1,039	1985-86
5.	1,029	2005-06
6.	1,022	2009-10
7.	1,015	2000-01
8.	1,011	2001-02
9.	1,008	2022-23
10.	980	2021-22

» FIELD GOAL ATTEMPTS

1.	2,372	2009-10
2.	2,308	2008-09
3.	2,259	1983-84
4.	2,243	2021-22
5.	2,235	2022-23
6.	2,214	2001-02
7.	2,202	2010-11
8.	2,182	1985-86
9.	2,180	2005-06
10.	2,151	1989-90

» FIELD GOAL PCT.

1.	.495	1984-85
2.	.481	1983-84
3.	.480	1999-00
T4.	.476	2000-01
T4.	.476	1985-86
6.	.474	1993-94
7.	.472	2005-06
8.	.470	2008-09
T9.	.469	1980-81
T9.	.469	2006-07

» 3-POINT FIELD GOALS

1.	316	2021-22
2.	296	2022-23
3.	251	2010-11
4.	242	2019-20
5.	230	2014-15
6.	220	2016-17
7.	217	2013-14
8.	214	2005-06
9.	211	2001-02
10.	207	2000-01

» 3-POINT FG ATTEMPTS

1.	906	2021-22
2.	825	2022-23
3.	713	2010-11
4.	664	2019-20
5.	662	2013-14
6.	660	2014-15
7.	651	2015-16
8.	643	2016-17
9.	615	2005-06
10.	603	2009-10

» 3-POINT FG PCT.

1.	.397	1987-88
2.	.380	2000-01
3.	.369	2020-21
T4.	.366	2018-19
T4.	.366	1999-00
T6.	.364	2001-02
T6.	.364	2019-20
8.	.361	1993-94
9.	.360	2006-07
10.	.359	2022-23

» FREE THROW

1.	.592	2013-14
2.	.582	2001-02
3.	.553	1998-99
4.	.547	1999-00
5.	.546	2000-01
6.	.532	2021-22
7.	.522	2010-11
8.	.520	1981-82
9.	.507	1983-84
10.	.500	2011-12

» FREE THROW ATTEMPTS

1.	791	2013-14
2.	778	2001-02
3.	777	1981-82
4.	767	1998-99
5.	761	2000-01
6.	756	1982-83
7.	737	2005-06
8.	731	1999-00
9.	725	1983-84
10.	705	2021-22

» FREE THROW PCT.

1.	.769	2010-11
2.	.762	2020-21
3.	.755	2021-22
T4.	.748	2022-23
T4.	.748	2013-14
T4.	.748	2001-02
T4.	.748	1999-00
8.	.740	2011-12
9.	.737	2009-10
10.	.736	2016-17

» GAMES PLAYED

1.	38	2009-10
2.	37	2008-09
T3.	36	2005-06
T3.	36	2001-02
5.	35	2010-11
T6.	34	2000-01
T6.	34	2011-12
T6.	34	2021-22
T8.	33	Nine Times

» MINUTES PLAYED

1.	7,700	2009-10
2.	7,400	2008-09
T3.	7,225	2005-06
T3.	7,225	2001-02
5.	6,900	2000-01
6.	6,875	2021-22
7.	6,825	2011-12
8.	6,727	2014-15
T9.	6,675	2016-17
T9.	6,675	2013-14

Bold indicates 2022-23 additions



» POINTS

Player	Pts.	Season
1. Courtney Paris.....	788.....	2005-06
2. Courtney Paris.....	775.....	2006-07
3. Phylesha Whaley.....	686.....	1999-00
4. Aaryn Ellenberg.....	654.....	2012-13
5. Danielle Robinson.....	642.....	2010-11
6. Danielle Robinson.....	639.....	2009-10
7. LaNeisha Caufield.....	626.....	2001-02
8. Stacey Dales.....	611.....	2001-02
9. Madi Williams.....	594.....	2021-22
10. Courtney Paris.....	588.....	2008-09

» POINTS PER GAME

Player	PPG	Season
1. Courtney Paris.....	23.5.....	2006-07
2. Courtney Paris.....	21.9.....	2005-06
3. Phylesha Whaley.....	20.8.....	1999-00
4. Molly McGuire.....	20.6.....	1982-83
5. Madi Williams.....	20.0.....	2020-21
6. Molly McGuire.....	19.7.....	1981-82
Tami Rogers.....	19.7.....	1989-90
8. Phylesha Whaley.....	19.6.....	1998-99
9. Aaryn Ellenberg.....	19.3.....	2013-14
10. Taylor Robertson.....	19.1.....	2019-20

» FIELD GOALS

Player	FG	Season
1. Courtney Paris.....	331.....	2005-06
2. Courtney Paris.....	318.....	2006-07
3. Phylesha Whaley.....	265.....	1999-00
4. Molly McGuire.....	243.....	1979-80
5. Danielle Robinson.....	240.....	2009-10
6. Courtney Paris.....	239.....	2007-08
7. Courtney Paris.....	236.....	2008-09
8. Danielle Robinson.....	235.....	2010-11
9. Aaryn Ellenberg.....	230.....	2012-13
10. Stacey Dales.....	228.....	2001-02

» FIELD GOAL ATTEMPTS

Player	FGA	Season
1. Courtney Paris.....	558.....	2006-07
2. Aaryn Ellenberg.....	542.....	2012-13
3. Courtney Paris.....	539.....	2005-06
4. Tami Rogers.....	538.....	1989-90
5. Danielle Robinson.....	516.....	2009-10
6. Danielle Robinson.....	513.....	2010-11
7. Phylesha Whaley.....	492.....	1999-00
8. Whitney Hand.....	486.....	2011-12
9. Amanda Thompson.....	484.....	2009-10
10. Stacey Dales.....	479.....	2001-02

» FIELD GOAL PCT. (MIN. 200 ATT.)

Player	Pct.	Season
1. Molly McGuire.....	.615.....	1980-81
2. Molly McGuire.....	.614.....	1982-83
3. Courtney Paris.....	.614.....	2005-06
4. Vionise Pierre-Louis.....	.611.....	2017-18
5. Molly McGuire.....	.600.....	1979-80
6. Kaylon Williams.....	.596.....	2014-15
7. Lisa Allison.....	.583.....	1984-85
8. Jacquetta Hurley.....	.576.....	1984-85
9. Maria Villarreal.....	.576.....	2002-03
10. Courtney Paris.....	.570.....	2006-07

» 3-POINT FIELD GOALS

Player	3FG	Season
1. Taylor Robertson.....	131.....	2019-20
2. Taylor Robertson.....	124.....	2021-22
3. Aaryn Ellenberg.....	115.....	2012-13
4. Taylor Robertson.....	105.....	2018-19
5. Aaryn Ellenberg.....	94.....	2010-11
6. Aaryn Ellenberg.....	92.....	2013-14
7. Taylor Robertson.....	91.....	2022-23
8. Erin Higgins.....	88.....	2005-06
9. Carin Stites.....	87.....	1990-91
10. Nyeshia Stevenson.....	86.....	2009-10
Taylor Robertson.....	86.....	2020-21

» 3-POINT FG ATTEMPTS

Player	3FGA	Season
1. Taylor Robertson.....	308.....	2019-20
2. Taylor Robertson.....	279.....	2021-22
3. Aaryn Ellenberg.....	278.....	2012-13
4. Nyeshia Stevenson.....	259.....	2009-10
5. Aaryn Ellenberg.....	256.....	2013-14
6. Carin Stites.....	244.....	1990-91
7. Aaryn Ellenberg.....	237.....	2010-11
8. Taylor Robertson.....	225.....	2018-19
9. Gabbi Ortiz.....	218.....	2017-18
Rosalind Ross.....	218.....	2001-02

» 3-POINT FG PCT. (MIN. 2/GAME)

Player	Pct.	Season
1. Pam Pennon.....	.494.....	1995-86
2. Phylesha Whaley.....	.488.....	1999-00
3. Taylor Robertson.....	.467.....	2018-19
4. Chelsi Welch.....	.452.....	2006-07
5. Taylor Robertson.....	.444.....	2021-22
6. Melissa Richie.....	.440.....	1993-94
7. Taylor Robertson.....	.435.....	2022-23
8. Leah Rush.....	.434.....	2006-07
9. Taylor Robertson.....	.430.....	2020-21
10. Taylor Robertson.....	.425.....	2019-20

» FREE THROWS

Player	FT	Season
1. LaNeisha Caufield.....	191.....	2001-02
2. LaNeisha Caufield.....	183.....	1998-99
3. LaNeisha Caufield.....	173.....	1999-00
4. Phylesha Whaley.....	168.....	1997-98
5. Danielle Robinson.....	167.....	2010-11
6. Danielle Robinson.....	157.....	2009-10
7. Phylesha Whaley.....	148.....	1998-99
8. LaNeisha Caufield.....	146.....	2000-01
9. Sharane Campbell.....	139.....	2013-14
Courtney Paris.....	139.....	2006-07

» FREE THROW ATTEMPTS

Player	FTA	Season
1. Courtney Paris.....	262.....	2005-06
2. Courtney Paris.....	242.....	2006-07
3. LaNeisha Caufield.....	227.....	1998-99
4. LaNeisha Caufield.....	220.....	2001-02
5. Phylesha Whaley.....	213.....	1997-98
6. LaNeisha Caufield.....	205.....	1999-00
7. Courtney Paris.....	201.....	2008-09
8. Danielle Robinson.....	190.....	2010-11
9. Molly McGuire.....	188.....	1982-83
10. Vionise Pierre-Louis.....	184.....	2017-18

» FREE THROW PCT. (MIN. 60 ATT.)

Player	Pct.	Season
1. Chelsi Welch.....	.929.....	2005-06
2. Taylor Robertson.....	.928.....	2021-22
3. Taylor Robertson.....	.914.....	2022-23
4. Danielle Robinson.....	.902.....	2008-09
5. Taylor Robertson.....	.896.....	2019-20
6. Taylor Robertson.....	.889.....	2018-19
7. Danielle Robinson.....	.879.....	2010-11
8. Danielle Robinson.....	.877.....	2009-10
9. Sharane Campbell.....	.874.....	2013-14
10. LaNeisha Caufield.....	.868.....	2001-02

» REBOUNDS

Player	Reb.	Season
1. Courtney Paris.....	539.....	2005-06
2. Courtney Paris.....	526.....	2006-07
3. Courtney Paris.....	503.....	2008-09
4. Courtney Paris.....	466.....	2007-08
5. Amanda Thompson.....	400.....	2009-10
6. Shirley Fisher.....	399.....	1983-84
7. Joanna McFarland.....	369.....	2012-13
8. Molly McGuire.....	341.....	1979-80
9. Caton Hill.....	315.....	2000-01
10. Molly McGuire.....	295.....	1980-81

» REBOUNDS PER GAME

Player	Avg.	Season
1. Courtney Paris.....	15.9.....	2006-07
2. Courtney Paris.....	15.03.....	2007-08
3. Courtney Paris.....	14.97.....	2005-06
4. Courtney Paris.....	13.6.....	2008-09
5. Shirley Fisher.....	12.9.....	1983-84
6. Lisa Allison.....	12.3.....	1985-86
7. Joanna McFarland.....	10.5.....	2012-13
Amanda Thompson.....	10.5.....	2009-10
9. Molly McGuire.....	10.3.....	1979-80
Erika Notzke.....	10.3.....	1988-90

» OFFENSIVE REBOUNDS

Player	Reb.	Season
1. Courtney Paris.....	208.....	2008-09
2. Courtney Paris.....	187.....	2006-07
3. Courtney Paris.....	178.....	2007-08
4. Courtney Paris.....	169.....	2005-06
5. Amanda Thompson.....	151.....	2009-10
6. Erika Notzke.....	126.....	1998-89
7. Ashley Paris.....	116.....	2008-09
8. Joanna McFarland.....	112.....	2012-13
9. Kaylon Williams.....	110.....	2014-15
10. Abi Olajuwon.....	105.....	2009-10
Cathy Bassett.....	105.....	2009-10

» DEFENSIVE REBOUNDS

Player	Reb.	Season
1. Courtney Paris.....	370.....	2005-06
2. Courtney Paris.....	339.....	2006-07
3. Courtney Paris.....	295.....	2008-09
4. Courtney Paris.....	288.....	2007-08
5. Amanda Thompson.....	259.....	2009-10
6. Joanna McFarland.....	250.....	2012-13
7. Ashley Paris.....	239.....	2008-09
8. Caton Hill.....	219.....	2000-01
9. Madi Williams.....	208.....	2021-22
10. Dionnah Jackson.....	183.....	2004-05



» Courtney Paris averaged a school-record 23.5 points and 15.9 rebounds per game to earn AP National Player of the Year honors as a sophomore in 2006-07. OU finished 28-5 that season and advanced to the Sweet 16.

» ASSISTS

Player	Ast.	Season
1. Stacey Dales.....	248..	2000-01
2. Sharee Mitchum.....	242..	1993-94
3. Danielle Robinson.....	217..	2008-09
4. Danielle Robinson.....	202..	2009-10
5. Stacey Dales.....	190..	1999-00
6. Morgan Hook.....	186..	2012-13
7. Danielle Robinson.....	177..	2010-11
8. Stacey Dales.....	176..	2001-02
9. Dionnah Jackson.....	173..	2004-05
10. Dionnah Jackson.....	165..	2003-04

» BLOCKS

Player	Blk.	Season
1. Courtney Paris.....	119..	2005-06
2. Courtney Paris.....	111..	2006-07
T3. Courtney Paris.....	108..	2007-08
T3. Courtney Paris.....	108..	2008-09
5. LaNae Jones.....	78..	1995-96
6. Vionise Pierre-Louis..	77..	2017-18
7. Vionise Pierre-Louis..	71..	2016-17
8. Nancy Mulkey.....	62..	2016-17
9. Nicole Griffin.....	58..	2012-13
10. Nicole Griffin.....	57..	2011-12

» STEALS

Player	Stl.	Season
1. LaNeisha Caufield.....	135..	2000-01
2. Pam Pennon.....	109..	1995-96
3. Vickie Green.....	100..	1985-86
4. LaNeisha Caufield.....	97..	2001-02
5. LaNeisha Caufield.....	96..	1999-00
6. Danielle Robinson.....	87..	2010-11
7. Pam Pennon.....	84..	1994-95
8. Jacquetta Hurley.....	83..	1984-85
T9. Stacey Dales.....	82..	1999-00
T9. Danielle Robinson.....	82..	2008-09

» MINUTES PLAYED

Player	Min.	Season
1. Nyeshia Stevenson.....	1,354 ..	2009-10
2. Danielle Robinson.....	1,333..	2009-10
3. Amanda Thompson.....	1,282 ..	2009-10
4. Whitney Hand.....	1,230 ..	2011-12
5. LaNeisha Caufield.....	1,181 ..	2001-02
6. Erin Higgins.....	1,179 ..	2005-06
7. Taylor Robertson.....	1,169 ..	2021-22
8. Aaryn Ellenberg.....	1,163 ..	2012-13
9. Danielle Robinson.....	1,150 ..	2010-11
10. Phylesha Whaley.....	1,134 ..	1999-00

» MINUTES AVERAGE

Player	Avg.	Season
1. Taylor Robertson.....	38.3..	2020-21
2. Taylor Robertson.....	37.7..	2019-20
3. Angie Alexander.....	37.6..	1990-91
4. Gabby Gregory.....	37.5..	2020-21
5. Cathy Bassett.....	36.6..	1990-91
6. Gabbi Ortiz.....	36.5..	2017-18
Phylesha Whaley.....	36.5..	1997-98
8. Whitney Hand.....	36.2..	2011-12
9. Erika Notzke.....	35.9..	1988-89
Roxanne Long.....	35.9..	1997-98



» GAMES PLAYED

Player	G	Seasons
1. Taylor Robertson.....	151	2018-23
2. Madi Williams.....	147	2018-23
3. Jasmine Hartman.....	143	2009-13
4. Danielle Robinson.....	141	2008-11
5. Caton Hill.....	140	2000-04
6. Amanda Thompson.....	138	2007-10
T7. Morgan Hook.....	137	2011-14
T7. Ashley Paris.....	137	2006-09
T7. Courtney Paris.....	137	2006-09
10. Joanna McFarland.....	136	2010-13

» GAMES STARTED

Player	Starts	Seasons
1. Taylor Robertson.....	150	2018-23
2. Madi Williams.....	141	2018-23
3. Danielle Robinson.....	140	2008-11
4. Caton Hill.....	139	2000-04
5. Courtney Paris.....	136	2006-09
T6. LaNeisha Caufield.....	132	1999-02
T6. Stacey Dales.....	132	1998-02
8. Aaryn Ellenberg.....	131	2011-14
9. Erin Higgins.....	123	2003-07
10. Gabbi Ortiz.....	121	2015-18

» MINUTES PLAYED

Player	Min.	Seasons
1. Taylor Robertson.....	5,121	2018-23
2. Danielle Robinson.....	4,579	2008-11
3. Madi Williams.....	4,378	2018-23
4. LaNeisha Caufield.....	4,287	1999-02
5. Stacey Dales.....	4,199	1998-02
6. Courtney Paris.....	4,143	2006-09
7. Dionnah Jackson.....	4,051	2002-05
8. Erin Higgins.....	4,046	2003-07
9. Phylesha Whaley.....	4,025	1998-00
10. Gabbi Ortiz.....	3,970	2015-18

» POINTS

Player	Pts.	Seasons
1. Courtney Paris.....	2,729	2006-09
2. Madi Williams.....	2,365	2018-23
3. Taylor Robertson.....	2,346	2018-23
4. Aaryn Ellenberg.....	2,328	2011-14
5. Phylesha Whaley.....	2,187	1997-00
6. Molly McGuire.....	2,147	1980-83
7. Danielle Robinson.....	2,138	2008-11
8. LaNeisha Caufield.....	2,125	1999-02
9. Stacey Dales.....	1,920	1998-02
10. Ana Llanusa.....	1,659	2017-23
11. Caton Hill.....	1,653	2000-04
12. Jacquetta Hurley.....	1,653	1983-86
13. Lynn McCurdy.....	1,511	1981-84
Angi Guffy.....	1,511	1992-95
15. Dionnah Jackson.....	1,491	2002-05

Bold indicates active player

» POINTS PER GAME

Player	Avg.	Seasons
1. Courtney Paris.....	19.9	2006-09
2. Phylesha Whaley.....	18.9	1997-00
3. Molly McGuire.....	18.7	1980-83
4. Barbara Johnson.....	18.1	1979
5. Aaryn Ellenberg.....	17.4	2011-14
6. Erin Schreiber.....	17.1	1979
8. Carin Stites.....	16.2	1991-92
T9. Madi Williams.....	16.1	2018-23
T9. LaNeisha Caufield.....	16.1	1999-02
10. Taylor Robertson.....	15.5	2018-23

» FIELD GOALS

Player	FG	Seasons
1. Courtney Paris.....	1,124	2006-09
2. Madi Williams.....	924	2018-23
3. Molly McGuire.....	859	1980-83
4. Aaryn Ellenberg.....	825	2011-14
5. Danielle Robinson.....	810	2008-11
6. Phylesha Whaley.....	777	1997-00
7. Stacey Dales.....	719	1998-02
8. Taylor Robertson.....	708	2018-23
9. LaNeisha Caufield.....	679	1999-02
10. Jacquetta Hurley.....	670	1983-86

» FIELD GOAL ATTEMPTS

Player	FGA	Seasons
1. Aaryn Ellenberg.....	2,025	2011-14
2. Madi Williams.....	1,950	2018-23
3. Courtney Paris.....	1,941	2006-09
4. Danielle Robinson.....	1,676	2008-11
5. Stacey Dales.....	1,621	1998-02
6. Phylesha Whaley.....	1,594	1997-00
7. Taylor Robertson.....	1,524	2018-23
8. Molly McGuire.....	1,433	1980-83
9. LaNeisha Caufield.....	1,427	1999-02
10. Ana Llanusa.....	1,410	2017-23

» FIELD GOAL PCT. (MIN. 800 ATT.)

Player	Pct.	Seasons
1. Molly McGuire.....	599	1980-83
2. Courtney Paris.....	569	2006-09
3. Vionise Pierre-Louis.....	562	2015-18
4. Angi Guffy.....	552	1992-95
5. Kaylor Williams.....	541	2012-16
6. Jacquetta Hurley.....	533	1983-86
7. Mandy Wade.....	509	1992-95
8. Lisa Allison.....	508	1984-87
9. Ashley Paris.....	508	2006-09
10. Phylesha Whaley.....	487	1997-00

» 3-POINT FIELD GOALS

Player	3FG	Seasons
1. Taylor Robertson.....	537	2018-23
2. Aaryn Ellenberg.....	376	2011-14
3. Erin Higgins.....	268	2003-07
4. Gabbi Ortiz.....	215	2015-18
5. Ana Llanusa.....	203	2017-23
6. Morgan Hook.....	189	2011-14
7. Etta Maytubby.....	174	1993-96
8. Nyeshia Stevenson.....	167	2007-10
9. Whitney Hand.....	164	2009-13
10. Peyton Little.....	161	2015-17

» 3-POINT ATTEMPTS

Player	3FG	Seasons
1. Taylor Robertson.....	1,221	2018-23
2. Aaryn Ellenberg.....	975	2011-14
3. Erin Higgins.....	729	2003-07
4. Ana Llanusa.....	671	2017-23
5. Gabbi Ortiz.....	627	2015-18
6. Etta Maytubby.....	537	1993-96
7. Morgan Hook.....	524	2011-14
8. Nyeshia Stevenson.....	492	2007-10
9. Peyton Little.....	472	2015-17
10. Whitney Hand.....	472	2009-13

» 3-POINT FG PCT. (MIN. 200 ATT.)

Player	Pct.	Seasons
1. Taylor Robertson.....	.440	2018-23
2. Pam Pennon.....	.417	1995-96
3. Phylesha Whaley.....	.401	1997-00
4. Caton Hill.....	.396	2000-04
5. Aaryn Ellenberg.....	.386	2011-14
6. Rosalind Ross.....	.376	2001-02
7. Carin Stites.....	.370	1991-92
8. Melissa Ritchie.....	.368	1992-95
9. Sunny Hardeman.....	.367	1998-01
10. Morgan Hook.....	.361	2011-14

» FREE THROWS

Player	FT	Seasons
1. LaNeisha Caufield.....	693	1999-02
2. Phylesha Whaley.....	552	1997-00
3. Danielle Robinson.....	511	2008-11
4. Courtney Paris.....	481	2006-09
5. Sharane Campbell-Olds.....	442	2011-14
6. Molly McGuire.....	429	1980-83
7. Madi Williams.....	421	2018-23
8. Taylor Robertson.....	393	2018-23
9. Angi Guffy.....	354	1992-95
10. Stacey Dales.....	346	1998-02

» FREE THROW ATTEMPTS

Player	FTA	Seasons
1. Courtney Paris.....	880	2006-09
2. LaNeisha Caufield.....	826	1999-02
3. Phylesha Whaley.....	710	1997-00
4. Madi Williams.....	604	2018-23
5. Danielle Robinson.....	600	2008-11
6. Molly McGuire.....	588	1980-83
7. Sharane Campbell-Olds.....	574	2011-14
8. Stacey Dales.....	504	1998-02
9. Vionise Pierre-Louis.....	488	2015-18
10. LaNae Jones.....	482	1993-96

» FREE THROW PCT. (MIN. 200 ATT.)

Player	Pct.	Seasons
1. Taylor Robertson.....	.918	2018-23
2. Gabby Gregory.....	.857	2019-22
3. Chelsi Welch.....	.855	2003-07
4. Danielle Robinson.....	.852	2008-11
T5. Gabbi Ortiz.....	.839	2015-18
T5. LaNeisha Caufield.....	.839	1999-02
7. Tami Rogers.....	.811	1986-90
8. Caton Hill.....	.799	2000-04
9. Leah Rush.....	.795	2004-07
10. Aaryn Ellenberg.....	.789	2011-14

» REBOUNDS

Player	Reb.	Seasons
1. Courtney Paris.....	2,034	2006-09
2. Molly McGuire.....	1,071	1980-83
3. Ashley Paris.....	1,064	2006-09
4. Caton Hill.....	1,052	2000-04
5. Madi Williams.....	995	2018-23
6. Amanda Thompson.....	940	2007-10
7. Joanna McFarland.....	910	2010-13
8. Phylesha Whaley.....	892	1997-00
9. Dionnah Jackson.....	829	2002-05
10. Vionise Pierre-Louis.....	801	2015-18

» REBOUNDS PER GAME

Player	Avg.	Seasons
1. Courtney Paris.....	14.8	2006-09
2. Barbara Johnson.....	9.5	1979
3. Molly McGuire.....	9.3	1980-83
4. Shirley Fisher.....	9.0	1983-85
5. Terri Adams.....	8.8	1980
6. Tina Taylor.....	8.0	1996-97
7. Erin Schreiber.....	7.9	1981
8. Ashley Paris.....	7.8	2006-09
9. Phylesha Whaley.....	7.7	1997-00
10. Caton Hill.....	7.5	2000-04

» OFFENSIVE REBOUNDS

Player	Reb.	Seasons
1. Courtney Paris.....	742	2006-09
2. Ashley Paris.....	350	2006-09
3. Amanda Thompson.....	342	2007-10
4. Kaylon Williams.....	341	2012-16
5. Joanna McFarland.....	314	2010-13
6. Phylesha Whaley.....	313	1997-00
7. Caton Hill.....	304	2000-04
8. Madi Williams.....	266	2018-23
9. Vionise Pierre-Louis.....	263	2015-18
10. Stacey Dales.....	235	1998-02

» DEFENSIVE REBOUNDS

Player	Reb.	Seasons
1. Courtney Paris.....	1,292	2006-07
2. Caton Hill.....	745	2000-04
3. Madi Williams.....	729	2018-23
4. Ashley Paris.....	714	2006-09
5. Dionnah Jackson.....	626	2002-05
6. Joanna McFarland.....	596	2010-13
7. Amanda Thompson.....	592	2007-10
8. Phylesha Whaley.....	579	1997-00
9. Vionise Pierre-Louis.....	538	2015-18
10. Taylor Robertson.....	493	2018-23

» ASSISTS

Player	Ast.	Seasons
1. Stacey Dales.....	764	1998-02
2. Danielle Robinson.....	726	2008-11
3. Dionnah Jackson.....	606	2002-05
4. Sharee Mitchum.....	601	1992-95
5. Morgan Hook.....	507	2011-14
6. Gabbi Ortiz.....	383	2015-18
7. LaNeisha Caufield.....	377	1999-02
8. Angie Alexander.....	367	1989-92
9. Madi Williams.....	355	2018-23
10. Nevaeh Tot.....	332	2020-24

» BLOCKS

Player	Blk.	Seasons
1. Courtney Paris.....	446	2006-09
2. LaNae Jones.....	243	1993-96
3. Vionise Pierre-Louis.....	221	2015-18
4. Nicole Griffin.....	197	2011-14
5. Amanda Thompson.....	122	2007-10
6. Ashley Paris.....	114	2006-09
7. Angi Guffy.....	99	1992-95
T8. Lisa Allison.....	84	1984-87
T8. Jacquetta Hurley.....	84	1983-86
10. Kaylon Williams.....	77	2012-16

» STEALS

Player	Stl.	Seasons
1. LaNeisha Caufield.....	402	1999-02
2. Danielle Robinson.....	309	2008-11
3. Jacquetta Hurley.....	280	1983-86
4. Dionnah Jackson.....	265	2002-05
5. Stacey Dales.....	250	1998-02
6. LaTrenda Phillips.....	232	1984-87
7. Caton Hill.....	217	2000-04
8. Madi Williams.....	215	2018-23
T9. Etta MayTubby.....	205	1993-96
Lynn McCurdy.....	205	1981-84

» DOUBLE-DOUBLES

Player	Dbl-Dbl.	Seasons
1. Courtney Paris.....	128	2006-09
2. Molly McGuire.....	54	1980-83
3. Caton Hill.....	33	2000-04
4. Ashley Paris.....	33	2006-09
Jacquetta Hurley.....	33	1983-86
T6. Phylesha Whaley.....	25	1997-00
T6. Madi Williams.....	25	2018-23
7. Jo Mosley.....	22	1986-89
8. Vionise Pierre-Louis.....	21	2015-18
9. Joanna McFarland.....	20	2010-13

» DOUBLE-DIGIT SCORING GAMES

Player	Tot.	Seasons
1. Courtney Paris.....	134	2006-09
2. Taylor Robertson.....	124	2018-23
3. Madi Williams.....	118	2018-23
4. Aaryn Ellenberg.....	112	2011-14
5. LaNeisha Caufield.....	108	1999-02
6. Stacey Dales.....	104	1998-09
7. Phylesha Whaley.....	102	1997-00
8. Molly McGuire.....	100	1980-83
9. Jacquetta Hurley.....	92	1983-86
10. Caton Hill.....	90	2000-04

Bold indicates active player



» Two-time Big 12 Player of the Year Stacey Dales is the program's all-time leader in assists. She earned All-America honors as a junior and a senior, and

YEAR-BY-YEAR STATISTICS



YEAR	W-L	FGM	FGA	FG%	3FGM	3FGA	3FG%	FTM	FTA	FT%	REB	AVG	PTS	AVG
1974-75*	2-14	-	-	-	-	-	-	-	-	-	-	-	-	-
1975-76	3-14	287	1045	.274	-	-	-	146	271	.539	NA	NA	737	43.3
1976-77^	4-20	490	1377	.356	-	-	-	194	389	.499	620	29.5	1174	55.9
1977-78	20-12	937	2183	.429	-	-	-	357	595	.602	1082	34.3	2231	69.8
1978-79	13-16	721	1700	.424	-	-	-	312	491	.635	971	33.5	1754	60.5
1979-80	17-16	863	2012	.431	-	-	-	294	475	.619	1345	40.8	2030	61.5
1980-81	21-11	917	1956	.469	-	-	-	494	695	.711	1327	42.8	2328	75.1
1981-82	17-14	854	1988	.430	-	-	-	520	777	.669	1381	44.5	2228	71.9
1982-83	17-11	927	1982	.468	-	-	-	476	756	.630	1287	46.0	2330	83.2
1983-84	22-10	1086	2259	.481	-	-	-	507	725	.699	1443	45.1	2679	83.7
1984-85	23-7	1049	2119	.495	-	-	-	437	681	.641	1295	43.2	2535	84.5
1985-86	24-7	1039	2182	.476	-	-	-	482	699	.690	1299	41.9	2560	82.6
1986-87	18-10	876	1938	.452	-	-	-	386	591	.653	1131	40.4	2140	76.4
1987-88	14-13	855	1990	.430	77	194	.397	339	522	.649	1183	43.8	2126	78.7
1988-89	11-16	903	2012	.449	22	77	.299	301	442	.681	1177	43.6	2129	78.9
1989-90	7-22	893	2151	.415	67	213	.315	451	634	.711	1199	41.3	2304	79.4
1990-91	10-18	796	1857	.428	159	468	.339	338	520	.650	1065	37.8	2089	74.6
1991-92	17-12	907	1968	.461	130	368	.353	421	619	.680	1066	36.8	2346	80.9
1992-93	12-15	699	1581	.442	80	293	.273	384	591	.650	1064	39.4	1865	69.1
1993-94	18-12	908	1915	.474	163	451	.361	413	610	.677	1271	42.2	2392	79.8
1994-95	22-9	901	1988	.453	153	484	.316	451	673	.670	1206	38.9	2412	77.8
1995-96	12-15	722	1718	.420	166	476	.349	364	562	.648	1053	39.0	1974	73.1
1996-97	5-22	587	1519	.386	128	414	.309	348	520	.669	1006	37.3	1650	61.1
1997-98	8-19	623	1567	.398	155	466	.333	427	629	.679	1025	38.0	1828	67.7
1998-99	15-14	733	1640	.447	103	333	.309	621	851	.730	1156	39.9	2190	75.5
1999-00	25-8	947	1974	.480	166	454	.366	547	731	.748	1277	38.7	2607	79.0
2000-01	28-6	1015	2134	.476	207	545	.380	546	761	.717	1402	41.2	2783	81.9
2001-02	32-4	1011	2214	.457	211	580	.364	582	778	.748	1411	39.2	2815	78.2
2002-03	19-13	755	1812	.417	136	456	.298	493	700	.704	1281	40.0	2139	66.8
2003-04	24-9	842	1936	.435	191	598	.319	458	628	.729	1343	40.7	2333	70.7
2004-05	17-13	756	1796	.421	189	571	.331	370	511	.724	1188	39.6	2071	69.0
2005-06	31-5	1029	2180	.472	214	615	.348	476	737	.646	1613	44.8	2748	76.3
2006-07	28-5	952	2029	.469	181	503	.360	444	688	.645	1539	46.6	2529	76.6
2007-08	22-9	911	2019	.451	113	399	.283	322	495	.651	1389	44.8	2257	72.8
2008-09	32-5	1085	2308	.470	177	540	.328	456	674	.677	1611	43.5	2803	75.8
2009-10	27-11	1022	2372	.431	187	603	.310	494	670	.737	1552	40.8	2725	71.7
2010-11	23-12	940	2202	.427	251	713	.352	522	679	.769	1371	39.2	2653	75.8
2011-12	21-13	853	2008	.425	202	582	.347	500	676	.740	1374	40.4	2408	70.8
2012-13	24-11	879	2077	.423	272	743	.366	512	697	.735	1412	40.3	2542	72.6
2013-14	18-15	874	1994	.438	317	662	.328	592	791	.748	1321	40.0	2557	77.5
2014-15	21-12	877	2014	.435	230	660	.348	481	690	.697	1264	38.3	2465	74.7
2015-16	22-11	819	1981	.413	205	651	.315	454	638	.712	1285	38.9	2297	69.6
2016-17	23-10	868	2093	.415	220	643	.342	485	659	.736	1298	39.3	2441	74.0
2017-18	16-15	848	1924	.441	197	589	.334	464	470	.693	1190	38.4	2357	76.0
2018-19	8-22	764	1808	.423	200	546	.366	433	649	.667	1176	39.2	2161	72.0
2019-20 [§]	12-18	813	1903	.427	242	664	.364	423	586	.722	1151	38.4	2291	76.4
2020-21	12-12	630	1388	.454	195	531	.369	308	404	.762	775	32.3	1764	73.5
2021-22	25-9	980	2243	.437	316	906	.349	532	705	.755	1397	41.1	2808	82.6
2022-23	26-7	1008	2235	.451	296	825	.359	465	622	.748	1458	44.2	2777	84.2

RECORDS

* Statistics unavailable

^ Reflects 21 of 24 games that season

§ Season ended prior to the Big 12 Conference tournament due to COVID-19 pandemic



YEAR-BY-YEAR LEADERS

» SCORING AVERAGE

Year	Player	G	Pts.	Avg.
1974-75.....	Julie Arrington.....	16.....	137.....	8.6
1975-76.....	Jo Stottsberry.....	16.....	193.....	12.0
1976-77.....	Mary Lane.....	24.....	344.....	14.3
1977-78.....	Vickie McCann.....	26.....	341.....	13.6
1978-79.....	Barbara Johnson.....	29.....	524.....	18.1
1979-80.....	Molly McGuire.....	33.....	579.....	17.5
1980-81.....	Molly McGuire.....	31.....	540.....	17.4
1981-82.....	Molly McGuire.....	23.....	452.....	19.7
1982-83.....	Molly McGuire.....	28.....	576.....	20.6
1983-84.....	Lynn McCurdy.....	32.....	530.....	16.6
1984-85.....	Jacquetta Hurley.....	30.....	515.....	17.2
1985-86.....	Vickie Green.....	31.....	458.....	14.8
1986-87.....	LaTrenda Phillips.....	28.....	361.....	12.9
1987-88.....	Jo Mosley.....	24.....	357.....	14.9
1988-89.....	Jo Mosley.....	26.....	439.....	16.9
1989-90.....	Tami Rogers.....	29.....	571.....	19.7
1990-91.....	Carin Stites.....	28.....	517.....	18.4
1991-92.....	Angi Guffy.....	29.....	444.....	15.3
1992-93.....	Angi Guffy.....	27.....	403.....	14.9
1993-94.....	Etta Maytubby.....	28.....	413.....	14.8
1994-95.....	Mandy Wade.....	30.....	423.....	14.1
1995-96.....	Pam Pennon.....	27.....	388.....	14.4
1996-97.....	Phylesha Whaley.....	27.....	386.....	14.3
1997-98.....	Phylesha Whaley.....	27.....	546.....	20.2
1998-99.....	Phylesha Whaley.....	29.....	569.....	19.6
1999-00.....	Phylesha Whaley.....	33.....	686.....	20.8
2000-01.....	Stacey Dales.....	34.....	543.....	16.0
2001-02.....	LaNeisha Caufield.....	36.....	626.....	17.4
2002-03.....	Maria Villarroel.....	32.....	480.....	15.0
2003-04.....	Maria Villarroel.....	33.....	472.....	14.3
2004-05.....	Leah Rush.....	30.....	465.....	15.5
2005-06.....	Courtney Paris.....	36.....	788.....	21.9
2006-07.....	Courtney Paris.....	33.....	775.....	23.5
2007-08.....	Courtney Paris.....	31.....	578.....	18.6
2008-09.....	Courtney Paris.....	37.....	588.....	15.9
2009-10.....	Danielle Robinson.....	38.....	639.....	16.8
2010-11.....	Danielle Robinson.....	35.....	642.....	18.3
2011-12.....	Aaryn Ellenberg.....	34.....	528.....	15.5
2012-13.....	Aaryn Ellenberg.....	35.....	654.....	18.7
2013-14.....	Aaryn Ellenberg.....	30.....	580.....	19.3
2014-15.....	Peyton Little.....	33.....	417.....	12.6
2015-16.....	Kaylon Williams.....	33.....	410.....	12.4
2016-17.....	Maddie Manning.....	30.....	378.....	12.6
2017-18.....	Vionise Pierre-Louis.....	31.....	477.....	15.9
2018-19.....	Ana Llanusa.....	20.....	365.....	18.3
2019-20.....	Taylor Robertson.....	30.....	573.....	19.1
2020-21.....	Madi Williams.....	21.....	420.....	20.0
2021-22.....	Madi Williams.....	33.....	594.....	18.0
2022-23.....	Madi Williams.....	33.....	518.....	15.7

» REBOUNDED AVERAGE

Year	Player	G	Rebs.	Avg.
1974-75.....	Julie Arrington.....	16.....	129.....	8.1
1975-76.....	No statistics available.....			
1976-77.....	Gale Frasier.....	21.....	132.....	9.4
1977-78.....	Teresa Ray.....	32.....	230.....	7.2
1978-79.....	Barbara Johnson.....	29.....	276.....	9.5
1979-80.....	Molly McGuire.....	33.....	341.....	10.3
1980-81.....	Molly McGuire.....	31.....	295.....	9.5
1981-82.....	Janet Freeman.....	31.....	219.....	7.1
1982-83.....	Molly McGuire.....	28.....	238.....	8.5



» Molly McGuire was the first player to lead the Sooners in scoring in four consecutive seasons. McGuire was also the first player to average more than 20 points during one year, scoring 20.6 per contest in the 1982-83 season.

1983-84.....	Lynn McCurdy.....	32.....	212.....	6.6
1984-85.....	Jacquetta Hurley.....	30.....	236.....	7.9
1985-86.....	Jacquetta Hurley.....	31.....	189.....	6.1
1986-87.....	Jo Mosley.....	28.....	202.....	7.2
1987-88.....	Jo Mosley.....	24.....	194.....	8.1
1988-89.....	Erika Notzke.....	27.....	278.....	10.3
1989-90.....	Tami Rogers.....	29.....	237.....	8.2
1990-91.....	Cathy Bassett.....	28.....	245.....	8.7
1991-92.....	Angi Guffy.....	29.....	204.....	7.0
1992-93.....	LaNae Jones.....	27.....	175.....	6.5
1993-94.....	Mandy Wade.....	30.....	209.....	7.0
1994-95.....	Mandy Wade.....	30.....	190.....	6.3
1995-96.....	LaNae Jones.....	27.....	187.....	6.9
1996-97.....	Tina Taylor.....	25.....	218.....	8.7
1997-98.....	Phylesha Whaley.....	27.....	220.....	8.1
1998-99.....	Phylesha Whaley.....	29.....	218.....	7.5
1999-00.....	Phylesha Whaley.....	33.....	261.....	7.9
2000-01.....	Caton Hill.....	34.....	315.....	9.3
2001-02.....	Caton Hill.....	36.....	250.....	6.9
2002-03.....	Theresa Schuknecht.....	32.....	212.....	6.6
2003-04.....	Maria Villarroel.....	33.....	211.....	6.4
2004-05.....	Dionnah Jackson.....	30.....	255.....	8.5
2005-06.....	Courtney Paris.....	36.....	539.....	15.0
2006-07.....	Courtney Paris.....	33.....	526.....	15.9
2007-08.....	Courtney Paris.....	31.....	466.....	15.0
2008-09.....	Courtney Paris.....	37.....	503.....	13.6
2009-10.....	Amanda Thompson.....	38.....	400.....	10.5
2010-11.....	Joanna McFarland.....	35.....	232.....	6.6
2011-12.....	Whitney Hand.....	34.....	241.....	7.1
2012-13.....	Joanna McFarland.....	35.....	369.....	10.5
2013-14.....	Sharane Campbell.....	33.....	178.....	5.4
2014-15.....	Kaylon Williams.....	32.....	212.....	6.6
2015-16.....	Kaylon Williams.....	33.....	234.....	7.1
2016-17.....	Vionise Pierre-Louis.....	33.....	251.....	7.9
2017-18.....	Vionise Pierre-Louis.....	31.....	262.....	8.7
2018-19.....	Madi Williams.....	30.....	241.....	8.0
2019-20.....	Madi Williams.....	30.....	218.....	7.3
2020-21.....	Madi Williams.....	21.....	108.....	5.1
2021-22.....	Madi Williams.....	33.....	250.....	7.6
2022-23.....	Skylar Vann.....	33.....	225.....	6.8

RECORDS



» ASSISTS AVERAGE

Year	Player	G	Ast.	Avg.
1980-81	Janet Gabriel	93		
1981-82	Ladannah Sanders	100		
1982-83	Sandy Hetherington	120		
1983-84	Shirley Fisher	131		
1984-85	Viki Streets	116		
1985-86	Viki Streets	126		
1986-87	Margaret McKeon	111		
1987-88	Margaret McKeon	149		
1988-89	Tami Rogers	27	106	3.9
1989-90	Tami Rogers	29	95	3.3
1990-91	Angie Alexander	28	127	4.5
1991-92	Angie Alexander	29	125	4.3
1992-93	Sharee Mitchum	27	134	5.0
1993-94	Sharee Mitchum	30	242	8.1
1994-95	Sharee Mitchum	31	156	5.0
1995-96	Pam Pennon	27	119	4.4
1996-97	Roxanne Long	27	86	3.2
1997-98	Shonika Breedlove	27	112	4.2
1998-99	Stacey Dales	29	150	5.2
1999-00	Stacey Dales	33	190	5.8
2000-01	Stacey Dales	34	248	7.3
2001-02	Stacey Dales	36	176	4.9
2002-03	Dionnah Jackson	32	164	5.1
2003-04	Dionnah Jackson	33	165	5.0
2004-05	Dionnah Jackson	30	173	5.8
2005-06	Britney Brown	36	154	4.3
2006-07	Britney Brown	31	90	2.9
2007-08	Danielle Robinson	31	131	4.2
2008-09	Danielle Robinson	37	217	5.9
2009-10	Danielle Robinson	38	202	5.3
2010-11	Danielle Robinson	35	177	5.1
2011-12	Whitney Hand	34	140	4.1
2012-13	Morgan Hook	35	186	5.3
2013-14	Morgan Hook	33	162	4.9
2014-15	Gabbi Ortiz	33	117	3.5
2015-16	T'ona Edwards	33	101	3.1
2016-17	Gabbi Ortiz	33	121	3.7
2017-18	Gileysa Penzo	31	73	2.4
2018-19	Shaina Pellington	23	64	2.8
2019-20	Mandy Simpson	30	86	2.9
2020-21	Nevaeh Tot	24	103	4.3
2021-22	Kelbie Washington	31	116	3.7
2022-23	Nevaeh Tot	33	121	3.7

» BLOCKS PER GAME

Year	Player	G	Blk.	Avg.
1989-90	Marla Duncan	28	29	1.0
1990-91	Cathy Bassett	28	30	1.1
1991-92	Angi Guffy	29	35	1.2
1992-93	LaNae Jones	27	64	2.4
1993-94	LaNae Jones	29	53	1.8
1994-95	LaNae Jones	31	48	1.5
1995-96	LaNae Jones	27	78	2.9
1996-97	Tina Taylor	25	10	0.4
1997-98	Roxanne Long	27	11	0.4
	Jamie Anderson	27	11	0.4
1998-99	Stacey Dales	29	16	0.6
1999-00	Caton Hill	33	13	0.4
2000-01	Jennifer Cunningham	19	26	1.4
2001-02	Stacey Dales	36	9	0.3
	Dionnah Jackson	36	9	0.3

	Rosalind Ross	36	9	0.3
2002-03	Maria Villarroel	32	21	0.7
2003-04	Dionnah Jackson	33	22	0.7
2004-05	Dionnah Jackson	30	26	0.9
2005-06	Courtney Paris	36	119	3.3
2006-07	Courtney Paris	33	111	3.4
2007-08	Courtney Paris	31	108	3.5
2008-09	Courtney Paris	37	108	2.9
2009-10	Amanda Thompson	38	36	0.9
2010-11	Nicole Griffin	30	26	0.9
2011-12	Nicole Griffin	34	57	1.7
2012-13	Nicole Griffin	35	58	1.7
2013-14	Nicole Griffin	33	56	1.7
2014-15	Vionise Pierre-Louis	31	22	0.7
2015-16	Vionise Pierre-Louis	33	51	1.6
2016-17	Vionise Pierre-Louis	33	71	2.2
2017-18	Vionise Pierre-Louis	31	77	2.6
2018-19	Ijeoma Odimgbe	28	24	0.8
2019-20	Nydia Lampkin	30	17	0.6
2020-21	Madi Williams	21	13	0.6
2021-22	Liz Scott	33	27	0.8
2022-23	Kiersten Johnson	25	30	1.2

» STEALS PER GAME

Year	Player	G	Stl.	Avg.
1989-90	Dana Posey	25	68	2.7
1990-91	Carin Stites	28	68	2.4
1991-92	Angie Alexander	29	62	2.1
1992-93	Sharee Mitchum	27	65	2.4
1993-94	Etta Maytubby	28	52	1.9
1994-95	Pam Pennon	31	84	2.7
1995-96	Pam Pennon	27	109	4.0
1996-97	Tina Taylor	25	60	2.4
1997-98	Shonika Breedlove	27	41	1.5
1998-99	LaNeisha Caufield	29	74	2.6
1999-00	LaNeisha Caufield	33	96	2.9
2000-01	LaNeisha Caufield	34	135	4.0
2001-02	LaNeisha Caufield	36	97	2.7
2002-03	Dionnah Jackson	32	64	2.0
2003-04	Dionnah Jackson	33	75	2.3
2004-05	Dionnah Jackson	30	65	2.2
2005-06	Kendra Moore	36	40	1.1
2006-07	Kendra Moore	33	36	1.1
	Jenna Plumley	32	35	1.1
2007-08	Danielle Robinson	31	69	2.2
2008-09	Danielle Robinson	37	82	2.2
2009-10	Danielle Robinson	38	71	1.9
2010-11	Danielle Robinson	35	87	2.5
2011-12	Aaryn Ellenberg	34	60	1.8
2012-13	Aaryn Ellenberg	35	46	1.3
2013-14	Aaryn Ellenberg	30	59	2.0
2014-15	Sharane Campbell	33	39	1.2
2015-16	Maddie Manning	32	53	1.7
2016-17	Maddie Manning	30	60	2.0
2017-18	Maddie Manning	31	60	1.9
2018-19	Ana Llanusa	20	38	1.3
2019-20	Ana Llanusa	23	52	2.3
2020-21	Madi Williams	21	43	2.0
2021-22	Kelbie Washington	33	48	1.6
2022-23	Madi Williams	33	47	1.4

» GAMES PLAYED

Player	G	Year
1. Joanna McFarland	38	2009-10
2. Ashley Paris	36	2005-06
Courtney Paris	36	2005-06
Dionnah Jackson	36	2001-02
5. Aaryn Ellenberg	35	2010-11
Jasmine Hartman	35	2008-09
Morgan Hook	35	2010-11
Nicole Kornet	35	2012-13
9. Sharane Campbell	34	2011-12
DaShawn Harden	34	2011-12

» GAMES STARTED

Player	GS	Year
1. Courtney Paris	36	2005-06
2. Gabbi Ortiz	33	2014-15
Aaryn Ellenberg	33	2010-11
Whitney Hand	33	2008-09
Caton Hill	33	2001-02
Molly McGuire	33	1979-80
Beatrice Culliton	33	2022-23
7. Chelsi Welch	32	2002-03
8. Mandy Miller	31	1983-84
9. Erin Higgins	30	2003-04
Danielle Robinson	30	2007-08

» MINUTES PER GAME

Player	MPG	Year
1. Taylor Robertson	33.8	2018-19
2. Danielle Robinson	32.6	2007-08
3. Gabbi Ortiz	32.3	2014-15
4. Stacey Dales	32.0	1998-99
5. LaNeisha Caufield	31.9	1998-99
6. Nevaeh Tot	31.5	2020-21
7. Chelsi Welch	31.4	2002-03
8. Angi Guffy	29.8	1991-92
9. Ana Llanusa	29.5	2017-18
10. Erin Higgins	29.3	2003-04

» POINTS

Player	Pts.	Year
1. Courtney Paris	788	2005-06
2. Molly McGuire	579	1979-80
3. Aaryn Ellenberg	566	2010-11
4. Erin Schreiber	530	1980-81
5. LaNeisha Caufield	457	1998-99
6. Angi Guffy	444	1991-92
7. Taylor Robertson	429	2018-19
8. Joyce Parker	407	1976-77
9. Shaina Pellington	407	2017-18
10. Chelsi Welch	386	2002-03
Phylesha Whaley	386	1996-97

» POINTS PER GAME

Player	PPG	Year
1. Courtney Paris	21.9	2005-06
2. Molly McGuire	17.5	1979-80
3. Erin Schreiber	17.1	1980-81
4. Aaryn Ellenberg	16.2	2010-11
5. LaNeisha Caufield	15.8	1998-99
6. Angi Guffy	15.3	1991-92
7. Taylor Robertson	14.3	2018-19
Phylesha Whaley	14.3	1996-97
Mary Lane	14.3	1976-77
10. Vicky Lane	13.6	1977-78

» FIELD GOALS

Player	FG	Year
1. Courtney Paris	331	2005-06
2. Molly McGuire	243	1979-80
3. Erin Schreiber	205	1980-81
4. Aaryn Ellenberg	204	2010-11
5. Shaina Pellington	163	2017-18
6. Angi Guffy	162	1991-92
7. Danielle Robinson	155	2007-08
8. Joyce Parker	149	1977-78
9. Mary Lane	146	1976-77
10. Theresa Ray	139	1977-78

» FIELD GOAL ATTEMPTS

Player	FGA	Year
1. Courtney Paris	539	2005-06
2. Aaryn Ellenberg	519	2010-11
3. Mary Lane	414	1976-77
4. Molly McGuire	405	1979-80
5. Erin Schreiber	395	1980-81
6. Chelsi Welch	354	2002-03
7. Janet Freeman-Southard	339	1978-79
8. Stacey Dales	331	1998-99
Shaina Pellington	331	2017-18
10. Danielle Robinson	323	2007-08
Vicki McCann	323	1977-78

» FIELD GOAL PCT. (MIN. 60 ATT.)

Player	Pct.	Year
1. Nicole Griffin	.674	2010-11
2. Courtney Paris	.614	2005-06
3. Molly McGuire	.600	1979-80
4. Angi Guffy	.566	1991-92
5. Sherri Black	.543	1991-92
6. Nancy Mulkey	.520	2016-17
7. Dionnah Jackson	.518	2001-02
8. Jadrea Seeley	.502	1999-00
9. Vionisa Pierre-Louis	.495	2014-15
10. Shaina Pellington	.492	2017-18

» 3-POINT FIELD GOALS

Player	3FG	Year
1. Taylor Robertson	105	2018-19
2. Aaryn Ellenberg	94	2010-11
3. Whitney Hand	62	2008-09
4. Erin Higgins	59	2003-04
5. Morgan Hook	54	2010-11
6. Gabbi Ortiz	49	2014-15
7. Ana Llanusa	45	2017-18
8. Chelsi Welch	44	2002-03
9. Gabby Gregory	43	2019-20
10. Nicole Kornet	30	2012-13



» LaNeisha Caufield is the OU freshman record holder for free throws made and steals. Caufield ranks in the top 10 in eight freshman categories.

» 3-POINT FIELD ATTEMPTS

Player	3FGA	Year
1. Aaryn Ellenberg	237	2010-11
2. Taylor Robertson	225	2018-19
3. Ana Llanusa	171	2017-18
4. Erin Higgins	169	2003-04
5. Whitney Hand	166	2008-09
6. Gabbi Ortiz	147	2014-15
7. Chelsi Welch	146	2002-03
8. Morgan Hook	143	2010-11
9. Gabby Gregory	128	2019-20
10. Jenna Plumley	96	2006-07
Nicole Kornet	96	2012-13



» 3-POINT FG PCT. (MIN. 60 ATT.)

Player	Pct.	Year
1. Phylesha Whaley.....	.488.....	1996-97
2. Taylor Robertson.....	.467.....	2018-19
3. Erin Higgins.....	.455.....	2003-04
4. Aaryn Ellenberg.....	.397.....	2010-11
5. Jenna Plumley.....	.396.....	2006-07
6. Britney Brown.....	.389.....	2003-04
7. Jasmine Hartman.....	.385.....	2008-09
8. Morgan Hook.....	.378.....	2010-11
9. Michele Workman.....	.375.....	1995-96
10. Whitney Hand.....	.373.....	2008-09

» FREE THROWS

Player	FT	Year
1. LaNeisha Caufield.....	183.....	1998-99
2. Courtney Paris.....	126.....	2005-06
3. Sharane Campbell.....	124.....	2011-12
4. Erin Schreiber.....	120.....	1980-81
5. Phylesha Whaley.....	119.....	1996-97
6. Angi Guffy.....	115.....	1991-92
7. Joyce Parker.....	109.....	1977-78
8. Lynn McCurdy.....	95.....	1980-81
9. Molly McGuire.....	93.....	1979-80
10. Chelsi Welch.....	92.....	2002-03

» FREE THROW ATTEMPTS

Player	FTA	Year
1. Courtney Paris.....	262.....	2005-06
2. LaNeisha Caufield.....	227.....	1998-99
3. Phylesha Whaley.....	175.....	1996-97
4. Erin Schreiber.....	174.....	1980-81
5. Sharane Campbell.....	166.....	2011-12
6. Joyce Parker.....	152.....	1977-78
7. Angi Guffy.....	141.....	1991-92
8. Shaina Pellington.....	137.....	2017-18
9. Molly McGuire.....	127.....	1979-80
10. Madi Williams.....	121.....	2018-19

» FREE THROW PCT. (MIN. 60 ATT.)

Player	Pct.	Year
1. Jenna Plumley.....	.912.....	2006-07
2. Taylor Robertson.....	.889.....	2018-19
3. Leah Rush.....	.882.....	2003-04
4. Misti Van Curen.....	.844.....	1992-93
5. Gabby Gregory.....	.844.....	2019-20
6. Whitney Hand.....	.829.....	2008-09
7. Angi Guffy.....	.816.....	1991-92
8. Chelsea Dungee.....	.811.....	2016-17
9. LaNeisha Caufield.....	.806.....	1998-99
10. Chelsi Welch.....	.800.....	2002-03
Melissa Ritchie.....	.800.....	1991-92

» REBOUNDS

Player	Reb.	Year
1. Courtney Paris.....	539.....	2005-06
2. Molly McGuire.....	341.....	1979-80
3. Caton Hill.....	244.....	1999-00
Erin Schreiber.....	244.....	1979-80
5. Madi Williams.....	241.....	2018-19
Ashley Paris.....	241.....	2005-06
7. Angi Guffy.....	204.....	1991-92
8. Stacey Dales.....	201.....	1998-99
9. Mandy Wade.....	198.....	1991-92
10. Joyce Parker.....	195.....	1977-78

» REBOUNDS PER GAME

Player	RPG	Year
1. Courtney Paris.....	15.0.....	2005-06
2. Molly McGuire.....	10.3.....	1979-80
3. Jana Brady.....	8.1.....	1977-78
4. Madi Williams.....	8.0.....	2018-19
5. Erin Schreiber.....	7.9.....	1980-81
6. Caton Hill.....	7.4.....	1999-00
7. Phylesha Whaley.....	7.1.....	1996-97
8. Angi Guffy.....	7.0.....	1991-92
9. Stacey Dales.....	6.9.....	1998-99
10. Mandy Wade.....	6.8.....	1991-92



» Taylor Robertson set the OU freshman record with 105 made 3-pointers during the 2018-19 season.

» ASSISTS

Player	Ast.	Year
1. Stacey Dales.....	150.....	1998-99
2. Danielle Robinson.....	130.....	2007-08
3. Gabbi Ortiz.....	117.....	2014-15
4. Kelbie Washington.....	116.....	2021-22
5. Dionnah Jackson.....	104.....	2001-02
6. Nevaeh Tot.....	103.....	2020-21
7. Tatum Veitenheimer.....	76.....	2018-19
8. Etta Maytubby.....	75.....	1992-93
9. LaNeisha Caufield.....	72.....	1998-99
10. Jenna Plumley.....	69.....	2006-07
Sharee Mitchum.....	69.....	1991-92

» BLOCKED SHOTS

Player	Blk.	Year
1. Courtney Paris.....	119.....	2005-06
2. LaNae Jones.....	64.....	1991-92
3. Nancy Mulkey.....	62.....	2016-17
4. Angi Guffy.....	35.....	1991-92
5. Kiersten Johnson.....	30.....	2022-23
6. Nicole Griffin.....	26.....	2010-11
7. Vionise Pierre-Louis.....	22.....	2014-15
Kaylor Williams.....	22.....	2011-12
9. Amanda Thompson.....	21.....	2007-08
10. Becky Preston.....	21.....	2002-03
Jacquetta Hurley.....	21.....	1982-83

» STEALS

Player	Stl.	Year
1. LaNeisha Caufield.....	74.....	1998-99
2. Danielle Robinson.....	69.....	2007-08
3. Dionnah Jackson.....	71.....	2001-02
4. Jacquetta Hurley.....	60.....	1982-83
5. Caton Hill.....	56.....	1999-00
6. Angi Guffy.....	49.....	1991-92
7. Mandy Wade.....	48.....	1991-92
Kelbie Washington.....	48.....	2021-22
9. Etta Maytubby.....	47.....	1992-93
10. Sherri Black.....	44.....	1991-92



HOME OPENERS

» HOME OPENERS (38-11 RECORD)

Year	Team	W/L	Score	Margin	Record
1974-75	USAO	L	56-42	-14	0-1
1975-76	Central Oklahoma	L	70-34	-36	0-2
1976-77	Northwestern Oklahoma State	L	67-63	-4	0-3
1977-78	Cameron	W	77-52	+25	1-3
1978-79	Tulsa	W	57-47	+10	2-3
1979-80	Texas	L	66-41	-25	2-4
1980-81	North Texas	W	101-81	+20	3-4
1981-82	Oklahoma Baptist	W	82-79	+3	4-4
1982-83	Tulsa	W	99-60	+39	5-4
1983-84	UT-Arlington	W	92-66	+26	6-4
1984-85	Abilene Christian	W	89-70	+19	7-4
1985-86	Creighton	W	94-76	+18	8-4
1986-87	New Mexico	W	87-51	+36	9-4
1987-88	Oral Roberts	W	103-94	+9	10-4
1988-89	Mississippi Valley State	L	89-83	-6	10-5
1989-90	Northeast Louisiana (ULM)	W	95-93	+2	11-5
1990-91	Prairie View A&M	W	121-49	+72	12-5
1991-92	UTSA	W	101-70	+31	13-5
1992-93	SMU	L	72-66	-6	13-6
1993-94	Texas Rio Grande Valley	W	88-68	+20	14-6
1994-95	Texas Tech	L	66-64	-2	14-7
1995-96	North Texas	W	102-60	+42	15-7
1996-97	Drake	L	77-64	-13	15-8
1997-98	SW Missouri State	L	81-65	-16	15-9
1998-99	TCU	W	78-66	+12	16-9
1999-00	Oral Roberts	W	83-66	+17	17-9
2000-01	SW Missouri State	W	89-82	+7	18-9
2001-02	TCU	W	76-60	+16	19-9
2002-03	Sam Houston State	W	79-52	+27	20-9
2003-04	SE Missouri State	W	83-48	+35	21-9
2004-05	SE Missouri State	W	84-62	+22	22-9
2005-06	Milwaukee	W	89-57	+32	23-9
2006-07	DePaul	W	105-61	+34	24-9
2007-08	North Texas	W	79-42	+37	25-9
2008-09	UC Riverside	W	88-57	+31	26-9
2009-10	Mercer	W	108-66	+42	27-9
2010-11	Western Illinois	W	84-43	+39	28-9
2011-12	Sacramento State	W	117-55	+62	29-9
2012-13	UCLA	L	86-80	-6	29-10
2013-14	Stetson	W	78-60	+18	30-10
2014-15	Washington	W	90-80	+10	31-10
2015-16	Winthrop	W	78-48	+30	32-10
2016-17	Southern Illinois	W	80-48	+32	33-10
2017-18	Belmont	W	96-73	+23	34-10
2018-19	Western Kentucky	W	90-83	+7	35-10
2019-20	Prairie View A&M	W	94-48	+46	36-10
2020-21	Houston	L	97-85	-12	36-11
2021-22	Arkansas State	W	101-89	+12	37-11
2022-23	Oral Roberts	W	105-94	+11	38-11

RECORDS



» SEASON OPENERS (33-16 RECORD)

Year	Team	W/L	Score	Margin	Record
1974-75.....	Bethany Nazarene	L.....	44-43.....	-1.....	0-1
1975-76.....	USAO.....	L.....	86-34.....	-52.....	0-2
1976-77.....	Phillips	L.....	83-60.....	-23.....	0-3
1977-78.....	Cameron.....	W.....	77-52.....	+25.....	1-3
1978-79.....	Tulsa	W.....	57-47.....	+10.....	2-3
1979-80.....	Texas	L.....	66-47.....	-19.....	2-4
1980-81.....	Oral Roberts	L.....	80-76.....	-4.....	2-5
1981-82.....	Oklahoma Baptist	W.....	82-79.....	+3.....	3-5
1982-83.....	Iowa State.....	L.....	80-76.....	-4.....	3-6
1983-84.....	UT-Arlington.....	W.....	92-66.....	+26.....	4-6
1984-85.....	Abilene Christian.....	W.....	89-70.....	+19.....	5-6
1985-86.....	Middle Tennessee	W.....	83-75.....	+8.....	6-6
1986-87.....	UTSA	W.....	67-63.....	+4.....	7-6
1987-88.....	Penn State	L.....	86-63.....	-23.....	7-7
1988-89.....	Texas-Pan American	W.....	120-36.....	+84.....	8-7
1989-90.....	Sam Houston.....	L.....	90-86.....	-4.....	8-8
1990-91.....	Washington.....	L.....	84-50.....	-34.....	8-9
1991-92.....	UTSA	W.....	102-70.....	+32.....	9-9
1992-93.....	SMU	L.....	72-66.....	-6.....	9-10
1993-94.....	Texas Rio Grande Valley.....	W.....	88-68.....	+20.....	10-10
1994-95.....	Montana	L.....	76-64.....	-12.....	10-11
1995-96.....	Texas Christian.....	W.....	103-81.....	+22.....	11-11
1996-97.....	Oral Roberts	W.....	62-50.....	+12.....	12-11
1997-98.....	Stephen F. Austin.....	L.....	82-58.....	-24.....	12-12
1998-99.....	TCU	W.....	78-66.....	+12.....	13-12
1999-00.....	Arizona	L.....	75-59.....	-16.....	13-13
2000-01.....	Tulsa	W.....	80-49.....	+31.....	14-13
2001-02.....	Purdue.....	W.....	80-75.....	+5.....	15-13
2002-03.....	Tennessee.....	L.....	94-68.....	-26.....	15-14
2003-04.....	Oral Roberts	W.....	90-42.....	+48.....	16-14
2004-05.....	SE Missouri State.....	W.....	84-62.....	+22.....	17-14
2005-06.....	Milwaukee.....	W.....	89-57.....	+32.....	18-14
2006-07.....	DePaul	W.....	105-71.....	+34.....	19-14
2007-08.....	Maryland	L.....	66-76.....	-10.....	19-15
2008-09.....	UC Riverside	W.....	88-57.....	+31.....	20-15
2009-10.....	Mercer.....	W.....	108-66.....	+42.....	21-15
2010-11.....	Milwaukee.....	W.....	76-59.....	+17.....	22-15
2011-12.....	Sacramento State	W.....	117-55.....	+62.....	23-15
2012-13.....	Creighton.....	W.....	69-48.....	+21.....	24-15
2013-14.....	Stetson	W.....	78-60.....	+18.....	25-15
2014-15.....	Washington.....	W.....	90-80.....	+10.....	26-15
2015-16.....	Winthrop.....	W.....	78-48.....	+30.....	27-15
2016-17.....	Southern Illinois.....	W.....	80-48.....	+32.....	28-15
2017-18.....	Belmont.....	W.....	96-73.....	+23.....	29-15
2018-19.....	Western Kentucky	W.....	90-83.....	+7.....	30-15
2019-20.....	Prairie View A&M.....	W.....	94-48.....	+46.....	31-15
2020-21.....	Houston.....	L.....	97-85.....	-12.....	31-16
2021-22.....	South Dakota.....	W.....	73-71.....	+2.....	32-16
2022-23.....	Oral Roberts	W.....	105-94.....	+11.....	33-16



OTHER RECORDS

OVERTIME GAMES

Date	Opponent	W/L	Score
2/12/80	Wichita State	L	59-53
1/19/81	vs. McNeese*	L	82-77
2/10/82	Texas Southern	W	82-70
12/11/82	Texas Tech	W	93-91
1/8/83	at Wichita St. (2OT)	L	93-81
2/16/83	at Oklahoma State	W	83-82
2/24/85	at Kansas	W	78-77
2/27/88	Colorado	L	91-88
1/14/89	at Kansas	L	86-82
12/29/91	at UCSB	L	105-95
1/25/92	at Oklahoma State	W	75-65
2/26/92	Kansas	L	73-72
1/14/96	Okl. State (2OT)	L	86-79
3/14/99	at Arkansas I	L	97-93
12/21/00	at San Diego (2OT)	W	65-63
12/27/00	Stanford	W	102-98
2/24/01	Oklahoma State	W	88-83
2/19/02	at Texas	L	68-62
1/14/04	at Texas A&M	W	65-56
1/26/05	Texas	L	83-71
2/12/06	Baylor	W	81-77
1/22/07	Texas Tech (2OT)	W	86-81
3/11/08	vs. Missouri #	L	70-64
3/25/08	vs. Notre Dame \$	L	79-75
12/5/09	Arkansas	W	87-86
12/9/09	at Marist	W	80-71
2/10/10	Baylor	W	62-60
3/28/10	vs. Notre Dame \$	W	77-72
1/16/11	at Texas	W	71-67
1/31/12	at Kansas	W	74-68
11/17/13	Louisville	L	97-92
1/5/14	Iowa State	L	82-75
1/8/14	at Texas	L	79-74
11/28/14	vs. Kentucky	L	88-92
11/29/14	vs. Illinois	W	78-76
1/29/15	at Texas (2OT)	L	84-81
2/17/15	at Iowa State	L	84-76
1/4/17	Kansas State	W	85-80
2/7/17	West Virginia (2OT)	W	90-87
11/13/17	at DePaul	L	108-111
2/17/18	at West Virginia	W	79-77
1/22/20	at Texas Tech	L	84-89
2/2/20	at Kansas	W	94-82
2/16/20	Kansas State	L	85-87
2/27/21	Texas	W	68-63
3/12/21	Oklahoma State #	L	89-80
12/10/21	BYU	W	99-91
2/5/22	West Virginia	W	101-99
2/7/23	at Baylor	W	98-22
3/1/23	Kansas State	W	90-86

* Forfeited by McNeese; does not count as a loss

Big 12 Tournament game

\$ NCAA Tournament game

! WNIT game

Overtime Record: 27-23

(13-8 Home, 12-11 Away, 2-4 Neutral)

Against Big 12 Opponents: 13-10

(6-3 Home, 7-6 Away, 0-2 Neutral)

Most Overtimes in a Season: 4

(2009-10; 2014-15)

DOUBLE-OVERTIME GAMES

Date	Opponent	W/L	Score
1/23/83	at Wichita State	L	93-81
1/14/96	Oklahoma State	L	86-79
12/21/00	at San Diego	W	65-63
1/22/07	Texas Tech	W	86-81
1/29/15	at Texas	L	84-81
2/7/17	West Virginia	W	90-87
2/5/22	West Virginia	W	101-99

Double Overtime Record:

4-3 (3-1 Home, 1-2 Away)

CONSECUTIVE VICTORIES

Season: 20

(Dec. 3, 2008 to Feb. 23, 2009)

Home: 26

(Feb. 18, 1984, to Feb. 22, 1986)

Road: 12 (2000-01)

Road/Neutral*: 18

(Dec. 30, 2006 to Jan. 31, 2007)

Road*: 16

(Dec. 30, 2006 to Jan. 31, 2007)

To Open Season: 10 (1984-85, 2001-02)

Big 12*: 24

(March 3, 2005 to Jan. 27, 2007)

Big 12 W/ Postseason: 26

(Jan. 4, 2006 to Jan. 27, 2007)

*Regular-season games only

CONSECUTIVE LOSSES

Season: 16, 1996-97

Multiple Seasons: 17

(Jan. 7, 1997-Nov. 22, 1997)

MOST GAMES

Scoring 100 Points or More

Season: 4, 1983-84, 1985-86, 1991-92

Consecutive: 3, 1991-92

Games Played

Season: 38, 2009-10

At Home in a Season: 18, 2021-22

On Road in a Season: 23, 2005-06

Games Won

Season: 32, 2001-02 and 2008-09

At Home in a Season: 15, 2008-09

On Road in a Season: 19, 2005-06

TRIPLE-DOUBLES

Courtney Paris vs. Texas Tech

(March 1, 2006)

18 points, 13 rebounds, 10 blocks

Dionnah Jackson vs. Tulsa

(December 4, 2005)

15 points, 10 rebounds, 10 assists

LaNae Jones vs. Southern

(December 29, 1993)

12 points, 17 rebounds, 11 blocks

LARGEST HOME WINS

Mar. Score	Opponent	Date
+73	121-48	Central Arkansas12/20/07
+72	121-49	Prairie View A&M11/29/90
+70	105-35	Prairie View A&M12/14/91
+66	103-37	Jackson Sate 12/7/98
+66	118-52	Ark.-Pine Bluff 12/29/10
+64	89-25	N.C. Central 1/4/09
+62	117-55	Sacramento State 11/13/11
+60	101-41	Prairie View A&M12/12/92
+59	104-45	Okl. Baptist 11/30/78
+59	91-32	Tulsa 12/11/86
+59	105-46	UMES 12/15/13
+57	93-36	Arkansas State 12/2/07
+52	94-42	Tulsa 12/21/08
+51	99-48	Oral Roberts 2/10/94

WORST HOME LOSSES

Mar. Score	Opponent	Date
-44	108-64	Notre Dame 3/21/22
-44	101-57	Louisiana Tech 2/22/82
-39	103-64	Baylor 2/27/17
-35	94-59	Texas Tech 2/19/98
-31	88-57	Oklahoma State 1/29/97
-31	89-58	Baylor 1/26/12
-29	74-45	Kansas State 2/1/03
-29	101-72	Nebraska 2/14/98
-25	81-56	Missouri 2/15/97
-24	87-63	Kansas State 3/5/83
-23	74-53	Baylor 1/27/19

LARGEST ROAD WINS

Mar. Score	Opponent	Date
+84	120-36	UTRGV 11/25/88
+57	95-38	Oral Roberts 11/17/01
+55	99-44	North Texas 12/10/83
+55	103-48	UT-Arlington 12/4/84
+48	88-40	Akron 11/26/04
+48	90-42	Oral Roberts 11/22/03
+48	100-52	Oklahoma City 12/12/83
+48	98-50	Prairie View A&M 1/23/92

WORST ROAD LOSSES

Mar. Score	Opponent	Date
-46	124-78	Utah 11/16/22
-41	86-45	Connecticut 2/14/11
-40	95-55	Kansas 1/16/81
-39	101-62	N. Arizona 12/30/97
-37	86-49	Colorado 2/18/90
-36	72-36	Texas 2/26/05
-32	101-69	Baylor 2/22/20

2,000 POINTS/1,000 REBOUNDS

Courtney Paris (2006-09)

2,729 points/2,034 rebounds

Molly McGuire (1980-83)

2,147 points/1,071 rebounds

1,000 POINTS/1,000 REBOUNDS

Caton Hill (2000-04)

1,653 points/1,052 rebounds

Ashley Paris (2006-09)

1,273 points/1,064 rebounds



» CONFERENCE CHAMPIONSHIP RESULTS BY OPPONENT (37-51 RECORD: 11-29 BIG 8; 27-22 BIG 12)

vs. BAYLOR (4-2)

2002 [^]	W	84-69	Final
2006 [^]	W	72-61	Final
2007 [^]	W	78-64	Semifinals
2010 [^]	W	59-54	Quarterfinals
2016 [^]	L	57-84	Semifinals
2022 [^]	L	91-76	Semifinals

vs. COLORADO (3-7)

1979 [*]	L	62-72	
1982 [*]	W	71-61	
1983 [*]	L	70-78	Quarterfinals
1989 [*]	L	61-80	Quarterfinals
1991 [*]	L	75-80	Quarterfinals
1996 [*]	L	60-76	Quarterfinals
1998 [^]	L	66-71	First Round
2001 [^]	W	102-93	Semifinals
2003 [^]	L	68-73	Quarterfinals
2004 [^]	W	63-56	Quarterfinals

vs. IOWA STATE (3-5)

1977 [*]	L	58-93	
1979 [*]	L	69-80	
1980 [*]	W	87-77	
1985 [*]	L	78-63	Quarterfinals
2001 [^]	L	65-68	Final
2006 [^]	W	78-74	Quarterfinals
2007 [^]	W	67-60	Final
2013 [^]	L	60-79	Semifinals
2023 [^]	L	82-72	Semifinals

vs. KANSAS (6-6)

1976 [*]	L	39-65	
1977 [*]	L	45-72	
1981 [*]	L	55-95	
1982 [*]	W	73-63	Semifinals
1984 [*]	W	76-63	Quarterfinals
1985 [*]	W	79-69	Semifinals
1988 [*]	L	66-67	Quarterfinals
1992 [*]	L	62-70	Semifinals
1995 [*]	L	81-88	Semifinals
2001 [^]	W	80-61	Quarterfinals
2010 [^]	W	76-59	Quarterfinals
2022 [^]	W	80-68	Quarterfinals

vs. KANSAS STATE (2-4)

1976 [*]	L	27-90	
1984 [*]	L	67-69	Semifinals
1987 [*]	L	64-79	Quarterfinals
1997 [*]	L	56-81	First Round
2002 [^]	W	69-49	Semifinals
2004 [^]	W	78-66	Semifinals

vs. MISSOURI (3-7)

1979 [*]	L	56-80	
1980 [*]	L	63-90	
1981 [*]	L	65-68	
1982 [*]	L	67-84	
1985 [*]	L	83-89	Final
1986 [*]	L	66-71	Final
1990 [*]	W	80-77	Quarterfinals
1992 [*]	W	80-79	Quarterfinals
2006 [^]	W	75-54	Semifinals
2008 [^]	L	64-70 (OT)	First Round



» Oklahoma has won four Big 12 postseason titles (2002, 2004, 2006 and 2007).

vs. NEBRASKA (3-2)

1978 [*]	W	60-59	
1979 [*]	L	60-82	
1994 [*]	L	56-73	Quarterfinals
1995 [*]	W	77-67	Quarterfinals
2003 [^]	W	71-51	Quarterfinals

vs. OKLAHOMA STATE (5-6)

1977 [*]	L	65-73	
1980 [*]	L	54-60	
1981 [*]	W	75-61	
1986 [*]	W	85-80	Quarterfinals
1990 [*]	L	78-87	Semifinals
1993 [*]	L	70-85	Quarterfinals
1999 [*]	L	67-70	First Round
2002 [^]	W	87-56	Quarterfinals
2010 [^]	W	74-69	Semifinals
2016 [^]	W	61-45	Quarterfinals
2021 [^]	L (OT)	89-80	Quarterfinals

vs. TEXAS (2-4)

2000 [^]	L	68-71	Quarterfinals
2004 [^]	W	66-47	Final
2005 [^]	L	59-65	Quarterfinals
2007 [^]	W	67-58	Quarterfinals
2014 [^]	L	72-82	Quarterfinals
2015 [^]	L	46-59	Semifinals

vs. TEXAS A&M (2-4)

2004 [^]	W	60-47	First Round
2005 [^]	W	86-65	First Round
2009 [^]	L	52-64	Semifinals
2010 [^]	L	67-74	Final
2011 [^]	L	68-81	Quarterfinals
2012 [^]	L	66-79	Semifinals

vs. TCU (0-1)

2018 [^]	L	83-90	Quarterfinals
2023 [^]	W	77-76	Quarterfinals

vs. TEXAS TECH (1-1)

2011 [^]	W	71-69	Quarterfinals
2019 [^]	L	84-104	First Round

vs. WEST VIRGINIA (2-1)

2013 [^]	W	65-54	Quarterfinals
2015 [^]	W	67-55	Quarterfinals
2017 [^]	L	58-82	Quarterfinals

* Big Eight Tournament

^ Big 12 Championship



BIG 12 CHAMPIONSHIP

» BIG 12 TOURNAMENT HIGHS

OKLAHOMA TEAM/GAME

Points	Opponent	Year
102	Colorado	2000
87	Oklahoma State	2002
84	Texas Tech	2019
84	Baylor	2002
83	TCU	2018

Points (Half)

52 (2nd)	Colorado	2001
50 (1st)	Colorado	2001

Points (Quarter)

High: 28 (4Q)	TCU	2018
Low: 9 (3Q)	West Virginia	2017

Field Goals Made

High: 37	Colorado	2011
Low: 15	Texas	2015

Field Goal Attempts

High: 88	Missouri	2008
Low: 46	Texas A&M	2004

Field Goal Percentage

High: .545	Texas A&M	2005
Low: .259	Texas	2015

3-Pointers Made

High: 14	Colorado	2001
Low: 2	Three Times	

3-Pointers Attempts

High: 33	Kansas	2022
Low: 10	Baylor	2010

3-Point Percentage

High: .533	Texas A&M	2005
Low: .125	West Virginia	2013

Free Throws Made

High: 25	Baylor	2007
Low: 3	Missouri	2008

Free Throw Attempts

High: 36	Texas A&M	2009
Low: 6	Nebraska	2006

Free Throw Percentage

High: .947	Texas A&M	2009
Low: .556	Baylor	2006

Rebounds

High: 62	Missouri	2008
Low: 27	Texas A&M	2012

Assists

High: 26	TCU	2023
Low: 6	TCU	2018

Steals

High: 16	Oklahoma State	2002
Low: 1	West Virginia	2015

Blocks

High: 15	Texas	2007
Low: 0	Kansas State	1997

Turnovers

High: 32	Baylor	2006
Low: 7	Baylor	2010

OKLAHOMA INDIVIDUAL/GAME

Pts.	Player vs. Opponent	Date
36	Courtney Paris vs. Iowa State	2006
33	Madi Williams vs. Baylor	2022
30	Courtney Paris vs. Missouri	2008
27	Courtney Paris vs. Kansas	2009
26	Danielle Robinson vs. Baylor	2010
25	Stacey Dales vs. Baylor	2002
24	Taylor Robertson vs. Okla. State	2021
24	Maddie Manning vs. TCU	2018
24	Whitney Hand vs. Texas A&M	2012
24	Jenna Plumley vs. Baylor	2007
24	Courtney Paris vs. Baylor	2006

Field Goals Made

16	Courtney Paris vs. Iowa State	2006
----	-------------------------------	------

Field Goals Attempts

27	Amanda Thompson vs. Texas A&M	2010
----	-------------------------------	------

Field Goal Pct. (min 5. att)

1.000	Derica Wyatt vs. Okla. State	2016
1.000	Nicole Griffin vs. Texas A&M	2011

3-Point Field Goals

6	Taylor Robertson vs. Okla. State	2021
---	----------------------------------	------

3-Point Field Goal Attempts

15	Taylor Robertson vs. Okla. State	2021
----	----------------------------------	------

3-Point Field Goal Pct. (min. 5 made)

.833	Taylor Robertson vs. TCU	3/10/23
------	--------------------------	---------

Free Throws Made

12	Sharane Campbell vs. Missouri	2012
----	-------------------------------	------

Free Throw Attempts

15	Sharane Campbell vs. Missouri	2012
15	Courtney Paris vs. Kansas	2009
15	Courtney Paris vs. Baylor	2006

Free Throw Pct.

1.000	Vionise Pierre-Louis vs. West Virginia	2015
1.000	Leah Rush vs. Texas A&M	2005
1.000	Rosalind Ross vs. Baylor	2002
1.000	LaNeisha Caufield vs. Okla. State	2002
1.000	Caton Hill vs. Colorado	2001

Rebounds

26	Courtney Paris vs. Baylor	2006
----	---------------------------	------

Assists

9	Morgan Hook	2013
9	Stacey Dales	2001

Steals

6	Madi Williams vs. Okla. State	2021
6	Jenna Plumley vs. Iowa State	2007
6	LaNeisha Caufield vs. Kansas State	2002

Blocks

7	Courtney Paris vs. Missouri	2008
---	-----------------------------	------



» Courtney Paris' 36-point effort versus Iowa State in 2006 still stands as the most by a Sooner in Big 12 Championship play.

RECORDS



» YEAR-BY-YEAR CONFERENCE CHAMPIONSHIP RESULTS

BIG EIGHT (11-29 RECORD)

1976

Kansas State 90, Oklahoma 27
Kansas 65, Oklahoma 39

1977

Kansas 72, Oklahoma 45
Iowa State 93, Oklahoma 58
Oklahoma State 73, Oklahoma 65

1978

Oklahoma 60, Nebraska 59
Missouri 80, Oklahoma 56

1979

Nebraska 82, Oklahoma 60
Colorado 72, Oklahoma 62
Iowa State 80, Oklahoma 69

1980

Missouri 90, Oklahoma 63
Oklahoma 87, Iowa State 77
Oklahoma State 60, Oklahoma 54

1981

Oklahoma 75, Oklahoma State 61
Kansas 95, Oklahoma 55
Missouri 68, Oklahoma 65

1982

Colorado 71, Oklahoma 61
Oklahoma 73, Kansas 63
Missouri 87, Oklahoma 64

1983

Colorado 78, Oklahoma 70

1984

Oklahoma 76, Kansas 63
Kansas State 69, Oklahoma 67

1985

Oklahoma 78, Iowa State 63
Oklahoma 79, Kansas 69
Missouri 89, Oklahoma 83

1986

Oklahoma 85, Oklahoma State 80
Missouri 71, Oklahoma 66

1987

Kansas State 79, Oklahoma 64

1988

Kansas 67, Oklahoma 66

1989

Colorado 80, Oklahoma 61

1990

Oklahoma 80, Missouri 77
Oklahoma State 87, Oklahoma 78

1991

Colorado 80, Oklahoma 75

1992

Oklahoma 80, Missouri 79
Kansas 70, Oklahoma 62

1993

Oklahoma State 85, Oklahoma 70

1994

Nebraska 73, Oklahoma 56

1995

Oklahoma 77, Nebraska 67
Kansas 88, Oklahoma 81

1996

Colorado 76, Oklahoma 60

BIG 12 (26-21 RECORD)

1997

Kansas State 81, Oklahoma 56

1998

Colorado 71, Oklahoma 66

1999

Oklahoma State 70, Oklahoma 56

2000

Texas 71, Oklahoma 68

2001

Oklahoma 80, Kansas 61
Oklahoma 102, Colorado 93
Iowa State 68, Oklahoma 65

2002

Oklahoma 87, Oklahoma State 56
Oklahoma 69, Kansas State 49
Oklahoma 84, Baylor 69

2003

Oklahoma 71, Nebraska 51
Colorado 73, Oklahoma 68

2004

Oklahoma 60, Texas A&M 47
Oklahoma 78, Kansas State 66
Oklahoma 66, Texas 47

2005

Oklahoma 86, Texas A&M 65
Texas 65, Oklahoma 59

2006

Oklahoma 78, Iowa State 74
Oklahoma 75, Missouri 54
Oklahoma 72, Baylor 61

2007

Oklahoma 67, Texas 58
Oklahoma 78, Baylor 64
Oklahoma 67, Iowa State 60

2008

Missouri 70, Oklahoma 64 (OT)

2009

Oklahoma 76, Kansas 59
Texas A&M 74, Oklahoma 62

2010

Oklahoma 59, Baylor 54
Oklahoma 74, Oklahoma State 69
Texas A&M 74, Oklahoma 67

2011

Oklahoma 71, Texas Tech 69
Texas A&M 81, Oklahoma 68

2012

Oklahoma 70, Missouri 59



» Oklahoma's 27 wins at the Big 12 Championship are the fourth most in the league.

Texas A&M 79, Oklahoma 66

2013

Oklahoma 65, West Virginia 54
Iowa State 79, Oklahoma 60

2014

Texas 82, Oklahoma 72

2015

Oklahoma 67, West Virginia 55
Texas 59, Oklahoma 46

2016

Oklahoma 61, Oklahoma State 43
Baylor 84, Oklahoma 57

2017

West Virginia 82, Oklahoma 58

2018

TCU 90, Oklahoma 83

2019

Texas Tech 104, Oklahoma 84

2020

Big 12 Championship canceled due to the COVID-19 pandemic.

2021

Oklahoma State 89, Oklahoma 80 (OT)

2022

Oklahoma 80, Kansas 68
Baylor 91, Oklahoma 76

2023

Oklahoma 77, TCU 76
Iowa State 82, Oklahoma 72

Title games in bold italics

» 2002



32-4 Overall Record
5-1 NCAA Tournament Record
Coached by Sherri Coale

Oklahoma made history in 2002 with its first trip to the NCAA Final Four. The Sooners dominated NCAA action by winning five of their six games by an average margin of 21 points. After capturing the Big 12 regular season and tournament titles, OU earned a No. 1 seed in the West Region and opened NCAA action inside Lloyd Noble Center. The Sooners advanced to the Sweet 16 with a pair of victories over Hartford (84-52) and Villanova (66-53). However, in order to advance to the Final Four, OU had to eliminate two Big 12 teams. First up was Texas Tech. Oklahoma handed the Lady Raiders a 72-62 loss, before routing Colorado, 94-60, for the right to play in the Final Four in San Antonio. Oklahoma shocked Duke with an 86-71 win in the NCAA semifinals before suffering a disappointing 82-70 loss to national powerhouse Connecticut in the national championship game. OU concluded the season 32-4 as the No. 2 team in the AP and USA Today/Coaches Polls.

» 2009



32-5 Overall Record
4-1 NCAA Tournament Record
Coached by Sherri Coale

Oklahoma swept through its home state once again in the 2009 NCAA Championship en route to its second Final Four appearance. Following its sixth Big 12 season championship, OU was rewarded with the No. 1 seed in the Oklahoma City Region, ensuring a path through the Sooner State. Oklahoma dropped Prairie View (76-47) and Georgia Tech (69-50) in Iowa City, Iowa in the first and second rounds. At the Ford Center in Oklahoma City, the Sooner Nation swarmed to the best-attended regional site of the season as OU played in front of crowds of more than 11,000 on its home turf. The Sooners dispatched Pittsburgh (70-59) and Purdue (74-68) to punch a ticket to St. Louis and the Final Four. Oklahoma fell to Louisville at the buzzer, 61-59, ending its remarkable run. The Sooners matched their single-season program record for wins with 32 and finished fourth in the national polls.

» 2010



27-11 Overall Record
4-1 NCAA Tournament Record
Coached by Sherri Coale

The route ran through the Sooner State, ending in familiar territory, as Oklahoma earned a consecutive berth in the NCAA Women's Final Four. Despite the loss of the previous year's star-studded senior class and a season-ending injury to All-America candidate Whitney Hand, the Sooners never wavered from their identity of resilience. OU fought through the nation's toughest schedule and was rewarded with a road to the Final Four that started at home. The Sooners handled South Dakota State and Little Rock at Lloyd Noble Center in the first and second rounds before winning dramatically at the Kansas City Regional. Oklahoma needed last-minute heroics to take down Notre Dame 77-72 in OT and rallied to defeat a pesky Kentucky squad 88-68. No. 2 Stanford loomed in San Antonio, site of the OU's first Final Four and national runner-up finish in 2002, and despite a valiant second-half effort to take an 18-point deficit to one possession, the Sooners fell 73-66.

» FINAL FOUR RECORDS

INDIVIDUAL

Points	26, Rosalind Ross vs. Duke, 2002
Field Goals	11, Danielle Robinson vs. Stanford, 2010
FG Pct.500, Rosalind Ross vs. Duke, 2002
3-Point Field Goals	4, Rosalind Ross, twice
3-Point FG Pct.500, Rosalind Ross vs. Duke, 2002
Free Throws	8, LaNeisha Caufield vs. Connecticut, 2002
	8, Rosalind Ross vs. Duke, 2002
FT Pct.889, LaNeisha Caufield vs. Connecticut, 2002
Rebounds	16, Courtney Paris vs. Louisville, 2009
Assists	10, Danielle Robinson, Louisville, 2009
Blocks	4, Courtney Paris, Louisville, 2009
Steals	4, LaNeisha Caufield, twice

TEAM

Points	86 vs. Duke, 2002
Field Goals	28 vs. Duke, 2002
FG Pct.459 vs. Duke, 2002
3-Point Field Goals	9 vs. Duke, 2002
3-Point FG Pct.346 vs. Duke, 2002
Free Throws	21 vs. Duke, 2002
FT Pct.875 vs. Duke, 2002
Rebounds	48 vs. Louisville, 2009
Assists	16 vs. Louisville, 2009
Blocks	7 vs. Louisville, 2009
Steals	12 vs. Connecticut, 2002



» NCAA TOURNAMENT RESULTS (35-23 RECORD)

1986 (Midwest Region)

SWEET 16

First Round Bye

- (4) OU 86, (5) Vanderbilt 67
(1) Texas 85, (4) OU 59

1995 (East Region)

- (7) OU, 90, (10) Loyola (Md.) 55
(2) Louisiana Tech 48, (7) OU 36

2000 (East Region)

SWEET 16

- (5) OU 86, (12) BYU 81
(5) OU 76, (4) Purdue 74
(1) Connecticut 102, (5) OU 80

2001 (West Region)

SWEET 16

- (2) OU 70, (15) Oral Roberts 64
(2) OU 67, (10) Stanford 50
(6) Washington 84, (2) OU 67

2002 (West Region)

NATIONAL CHAMPIONSHIP GAME

- (1) OU 84, (16) Hartford 52
(1) OU 66, (9) Villanova 53
(1) OU 72, (4) Texas Tech 62
(1) OU 94, (3) Colorado 60
(1) OU 86, (1) Duke 71
(1) Connecticut 82, (1) OU 70

2003 (Midwest Region)

- (7) GWU 71, (10) OU 61

2004 (Midwest Region)

- (3) OU 58, (14) Marist 45
(6) Stanford 68, (3) OU 43

2005 (Southeast Region)

- (9) Arizona 72, (8) OU 69

2006 (San Antonio Regional)

SWEET 16

- (2) OU 78, (15) Pepperdine 66
(2) OU 86, (7) BYU 70
(3) Stanford 88, (2) OU 74

2007 (Dayton Regional)

SWEET 16

- (3) OU 74, (14) SE Missouri State 60
(3) OU 78, (6) Marquette 47
(7) Ole Miss 90, (2) OU 82

2008 (Dayton Regional)

- (4) OU 69, (13) Illinois State 61
(5) Notre Dame 79, (4) OU 75 (OT)

2009 (Oklahoma City Regional)

FINAL FOUR

- (1) OU 76, (16) Prairie View 47
(1) OU 69, (9) Georgia Tech 50
(1) OU 70, (4) Pittsburgh 59
(1) OU 74, (6) Purdue 68
(3) Louisville 61, (1) OU 59

2010 (Kansas City Regional)

FINAL FOUR

- (3) OU 68, (14) South Dakota St. 57
(3) OU 60, (11) Little Rock 44
(3) OU 77, (2) Notre Dame 72 (OT)
(3) OU 88, (4) Kentucky 68
(1) Stanford 73, (3) OU 66

2011 (Dayton Regional)

SWEET 16

- (6) OU 86, (11) James Madison 72
(6) OU 88, (3) Miami 83
(2) Notre Dame 78, (6) OU 53

2012 (Fresno Regional)

- (6) OU 88, (11) Michigan 67
(3) St. John's 74, (6) OU 70

2013 (Oklahoma City Regional)

SWEET 16

- (6) OU 78, (11) Central Michigan 73
(6) OU 85, (3) UCLA 72
(2) Tennessee 74, (6) OU 59

2014 (Lincoln Regional)

- (7) DePaul, 104 (10) OU 100

2015 (Oklahoma City Regional)

- (5) OU 111, (12) Quinnipiac 84
(4) Stanford 86, (5) OU 76

2016 (Lexington Regional)

- (6) OU 61, (11) Purdue 45
(3) Kentucky 79, (6) OU 58

2017 (Oklahoma City Regional)

- (6) OU 75, (11) Gonzaga 62
(3) Washington 108, (6) OU 82

2018 (Spokane Regional)

- (5) DePaul 90, (12) Oklahoma 79

2022 (Bridgeport Regional)

- (4) Oklahoma 78, (13) IUPUI 72
(5) Notre Dame 108, (4) Oklahoma 64

2023 (Greenville 1 Regional)

- (5) Oklahoma 85, (12) Portland 63
(4) UCLA 82, (5) Oklahoma 73



OU'S ALL-TIME NCAA TOURNAMENT SEEDS

Year	Seed	Record
1986	4	1-1
1995	7	1-1
2000	5	2-1
2001	2	2-1
2002	1	5-1
2003	10	0-1
2004	3	1-1
2005	8	0-1
2006	2	2-1
2007	2	2-1
2008	4	1-1
2009	1	4-1
2010	3	4-1
2011	6	2-1
2012	6	1-1
2013	6	2-1
2014	10	0-1
2015	5	1-1
2016	6	1-1
2017	6	1-1
2018	12	0-1
2022	4	1-1
2023	5	1-1

First Round	18-4
Second Round.....	10-9
Regional Semifinal.....	3-7
Regional Final	3-0
National Semifinal.....	1-2
National Championship.....	0-1

vs. Higher Seeds.....	4-14
vs. Lower Seeds.....	30-8
vs. Equal Seeds.....	1-1



NCAA TOURNAMENT RECORDS

1986	DATE	FG	FGA	PCT	3P	3PA	PCT	FT	FTA	PCT	O	D	TOT	PF	A	TO	B	ST	TP
OKLAHOMA Vanderbilt	3/16/86	38	76	.500	--	--	--	10	17	.588	--	--	58	20	25	21	4	10	86
		27	78	.346	--	--	--	13	24	.542	--	--	41	22	14	17	7	10	67
OKLAHOMA Texas	3/20/86	25	58	.431	--	--	--	9	16	.562	--	--	32	27	10	22	1	8	59
		32	61	.525	--	--	--	21	35	.600	--	--	42	16	12	14	2	10	85

1995

OKLAHOMA Louisiana Tech	3/08/95	15	60	.250	2	13	.154	4	12	.333	8	37	45	22	8	15	4	5	36
		19	66	.288	1	12	.083	9	26	.346	20	40	60	15	11	12	4	10	48
OKLAHOMA Loyola	3/16/95	35	64	.547	2	6	.333	18	25	.720	11	27	38	25	22	18	6	21	90
		13	54	.241	1	10	.100	28	35	.800	20	22	42	19	6	32	1	7	55

2000

OKLAHOMA BYU	3/18/00	31	57	.544	3	13	.231	21	29	.724	10	26	36	16	23	18	0	8	86
		26	60	.433	13	25	.520	16	22	.727	11	20	31	22	14	17	2	10	81
OKLAHOMA Purdue	3/20/00	28	60	.467	5	14	.357	15	19	.789	10	22	32	23	13	13	5	5	76
		27	56	.482	1	5	.200	19	29	.655	15	21	36	21	18	19	3	9	74
OKLAHOMA Connecticut	3/25/00	25	58	.431	7	16	.438	23	29	.793	17	23	40	18	10	33	2	5	80
		40	70	.571	6	14	.429	16	22	.727	10	19	29	23	19	15	3	21	102

2001

OKLAHOMA Oral Roberts	3/17/01	25	50	.500	7	21	.333	13	26	.500	14	21	35	15	14	17	1	7	70
		23	49	.469	8	14	.571	10	14	.714	7	17	24	24	13	16	1	11	64
OKLAHOMA Stanford	3/19/01	20	61	.328	7	24	.292	20	27	.741	19	33	52	9	13	13	0	5	67
		21	63	.333	2	20	.100	6	6	1.000	9	25	34	21	12	14	11	6	50
OKLAHOMA Washington	3/24/01	25	72	.347	6	26	.231	11	16	.688	12	25	37	22	21	15	1	8	67
		27	60	.450	8	24	.333	22	28	.786	10	38	48	18	15	18	4	5	84

2002

OKLAHOMA Hartford	3/16/02	29	57	.509	5	16	.313	21	33	.636	17	27	44	17	20	20	1	13	84
		18	63	.286	3	16	.188	13	18	.722	21	19	40	26	7	22	1	12	52
OKLAHOMA Villanova	3/18/02	21	44	.477	6	13	.462	18	21	.857	7	27	34	11	12	12	0	3	66
		19	51	.373	8	23	.348	7	10	.700	7	17	24	13	11	10	3	6	53
OKLAHOMA Texas Tech	3/23/02	26	59	.441	6	17	.353	14	16	.875	11	33	44	14	14	21	0	9	72
		25	67	.373	5	20	.250	7	11	.636	12	22	34	15	12	16	2	8	62
OKLAHOMA Colorado	3/25/02	34	62	.548	9	21	.429	17	20	.850	7	21	28	19	23	15	0	10	94
		21	50	.420	0	4	.000	18	21	.857	9	22	31	15	5	29	0	8	60
OKLAHOMA Duke	3/29/02	28	61	.459	9	26	.346	21	24	.875	5	37	42	14	15	16	0	11	86
		28	73	.384	4	20	.200	11	14	.786	10	28	38	18	19	16	2	5	71
OKLAHOMA Connecticut	3/31/02	24	62	.387	8	20	.400	14	20	.700	11	14	25	17	12	15	2	12	70
		30	57	.526	0	9	.000	22	25	.880	14	30	44	16	15	21	8	7	82

2003

OKLAHOMA George Wash.	3/23/03	22	55	.400	6	18	.333	11	19	.579	11	28	39	17	19	22	0	8	61
		23	53	.434	7	14	.500	18	20	.900	3	26	29	17	17	17	7	11	71

2004

OKLAHOMA Marist	3/20/04	17	41	.415	1	13	.077	23	24	.958	4	38	42	17	11	21	2	8	58
		15	63	.238	5	21	.238	10	14	.714	12	20	32	18	11	13	0	12	45
OKLAHOMA Stanford	3/22/04	15	50	.300	4	17	.235	9	16	.563	12	20	32	16	6	14	3	2	43
		23	50	.460	8	19	.421	14	17	.824	8	29	37	18	17	8	3	5	68

2005

OKLAHOMA Arizona	3/20/05	23	56	.411	8	22	.364	15	17	.882	11	28	39	19	20	14	1	3	69
		24	64	.375	9	20	.450	15	21	.714	17	23	40	16	14	10	5	7	72

2006

OKLAHOMA Pepperdine	3/11/06	25	51	.490	3	11	.273	25	34	.735	9	38	47	19	18	23	6	7	78
		22	71	.310	6	18	.333	16	21	.762	13	24	37	24	12	15	2	10	24
OKLAHOMA BYU	3/20/06	30	58	.517	10	20	.500	16	22	.727	10	29	39	14	21	17	3	5	86
		28	65	.431	6	23	.261	8	18	.444	14	21	35	17	16	14	3	11	70
OKLAHOMA Stanford	3/25/06	29	69	.420	5	17	.294	11	16	.688	14	27	41	19	17	14	4	5	74
		30	63	.467	9	24	.375	19	23	.826	8	30	38	10	19	9	2	7	88

2007

OKLAHOMA SE Missouri St.	3/17/07	29	51	.569	10	17	.588	6	8	.750	4	28	32	12	15	10	3	4	74
		21	62	.339	7	21	.333	11	12	.917	11	18	29	9	12	6	2	6	60

RECORDS

NCAA TOURNAMENT RECORDS



2009	DATE	FG	FGA	PCT	3P	3PA	PCT	FT	FTA	PCT	O	D	TOT	PF	A	TO	B	ST	TP
OKLAHOMA	3/22/09	28	68	.412	6	26	.231	14	20	.700	18	35	53	16	16	19	6	14	76
Prairie View		17	60	.283	1	7	.143	12	18	.667	12	26	38	13	8	17	4	13	47
OKLAHOMA	3/24/09	26	53	.491	3	11	.273	14	16	.875	9	32	41	18	17	16	7	5	69
Georgia Tech		17	63	.270	1	13	.077	15	20	.750	18	18	36	18	13	15	2	4	50
OKLAHOMA	3/29/09	25	64	.391	8	21	.381	12	16	.750	16	35	51	15	15	16	3	5	70
Pittsburgh		23	74	.311	3	13	.231	10	15	.667	19	26	45	14	8	9	6	8	59
OKLAHOMA	3/31/09	23	61	.377	4	16	.250	24	31	.774	19	20	39	21	11	11	7	10	74
Purdue		17	46	.370	3	9	.333	31	34	.912	10	22	32	22	11	16	3	6	68
OKLAHOMA	4/5/09	21	59	.356	4	21	.190	13	20	.650	21	27	48	16	16	17	7	5	59
Louisville		22	61	.361	3	13	.231	14	21	.667	18	21	39	18	9	11	3	10	61

2010

OKLAHOMA	3/21/10	27	61	.443	4	16	.250	10	11	.909	11	25	36	13	15	13	4	10	68
South Dakota State		21	57	.368	8	18	.444	7	8	.875	11	24	35	14	10	18	0	5	57
OKLAHOMA	3/23/10	23	47	.489	1	7	.143	13	15	.867	8	27	35	10	11	22	1	6	60
Little Rock		19	51	.373	0	16	.000	6	12	.500	9	18	27	16	9	20	1	11	44
OKLAHOMA	3/28/10	30	70	.429	7	14	.500	10	11	.909	15	29	44	14	21	17	5	7	77
Notre Dame		27	63	.429	3	8	.375	15	17	.882	8	25	33	14	14	12	5	11	72
OKLAHOMA	3/30/10	32	52	.615	5	15	.333	19	21	.905	8	28	36	18	15	21	2	8	88
Kentucky		23	70	.329	2	17	.118	20	22	.909	20	14	34	17	6	14	0	12	68
OKLAHOMA	4/4/10	26	68	.382	4	17	.235	10	16	.625	12	29	41	19	7	9	4	4	66
Stanford		27	69	.391	1	15	.067	18	27	.667	18	35	53	12	13	7	3	7	73

2011

OKLAHOMA	3/20/11	31	67	.463	4	16	.250	20	23	.870	18	31	49	20	12	22	6	7	86
James Madison	28	77	.364	2	25	.080	14	19	.737	17	21	38	21	7	14	4	15	72	
OKLAHOMA	3/22/11	29	68	.426	11	29	.379	19	22	.864	17	28	45	14	22	18	2	8	88
Miami		32	73	.438	8	23	.348	11	15	.733	15	24	39	20	16	15	3	9	83
OKLAHOMA	3/26/11	23	55	.418	1	11	.091	6	9	.667	2	22	24	17	14	24	3	7	53
Notre Dame		28	59	.475	9	18	.500	13	18	.722	14	33	47	13	24	24	4	14	78

2012

OKLAHOMA	3/18/12	34	69	.493	10	29	.345	10	18	.556	15	28	43	13	22	8	2	10	88
Michigan		25	58	.431	8	23	.348	9	14	.643	7	26	33	15	11	14	2	4	67
OKLAHOMA	3/20/12	23	48	.479	4	11	.364	20	24	.833	8	29	37	17	16	19	4	3	70
St. John's		27	65	.415	4	10	.400	16	19	.842	11	20	31	21	14	8	2	7	74

2013

OKLAHOMA	3/23/13	25	53	.472	9	19	.474	19	22	.864	11	37	48	14	15	24	5	5	78
Central Michigan	26	84	.310	8	33	.242	13	19	.684	23	19	42	16	10	7	4	12	73	
OKLAHOMA	3/25/13	24	59	.407	11	27	.407	26	37	.703	13	24	37	21	10	7	5	3	85
UCLA		26	68	.382	2	12	.167	18	25	.720	23	27	50	24	18	14	3	2	72
OKLAHOMA	3/31/13	23	75	.307	5	29	.172	8	12	.667	22	28	50	14	4	17	2	6	59
Tennessee		29	67	.433	4	15	.267	12	18	.667	14	33	47	18	14	13	4	11	74

2014

OKLAHOMA	3/22/14	34	73	.466	12	33	.364	20	21	.952	18	17	35	21	13	15	7	7	100
DePaul		36	67	.537	11	23	.478	21	26	.808	17	22	39	21	20	16	5	8	104

2015

OKLAHOMA	3/21/15	40	72	.556	13	29	.448	18	24	.750	15	33	48	25	27	13	2	5	111
Quinnipiac		23	66	.348	12	29	.414	26	33	.788	13	19	32	21	11	11	1	7	84
OKLAHOMA	3/23/15	28	72	.389	6	23	.261	14	19	.737	16	20	36	28	11	13	1	9	76
Stanford		24	46	.522	8	17	.471	30	38	.789	8	31	39	21	10	20	7	5	86

2016

OKLAHOMA	3/19/16	22	51	.431	6	16	.375	11	14	.786	6	33	39	13	11	16	13	6	61
Purdue		18	64	.281	4	11	.364	5	13	.385	16	23	39	13	11	13	3	5	45
OKLAHOMA	3/21/16	18	66	.273	6	22	.273	16	19	.842	17	23	40	26	11	13	5	4	58
Kentucky		22	58	.379	6	13	.462	29	38	.763	11	30	41	17	12	10	8	3	79

2017

OKLAHOMA	3/18/17	23	53	.434	10	23	.435	19	21	.905	7	28	35	18	10	17	11	5	75
Gonzaga		24	71	.338	3	18	.167	11	15	.733	19	25	44	19	13	13	3	7	62
OKLAHOMA	3/20/17	32	69	.464	12	26	.462	6	8	.750	13	17	30	22	14	12	5	3	82
Washington		36	63	.571	18	30	.600	18	28	.643	11	23	34	16	20	8	6	4	108



NCAA TOURNAMENT RECORDS

2018	DATE	FG	FGA	PCT	3P	3PA	PCT	FT	FTA	PCT	O	D	TOT	PF	A	TO	B	ST	TP
OKLAHOMA	3/16/18	25	61	.410	4	19	.211	25	33	.758	9	24	33	19	15	12	2	9	79
DePaul		30	58	.517	12	24	.500	18	25	.720	7	34	41	23	26	15	3	6	90

2022	DATE	FG	FGA	PCT	3P	3PA	PCT	FT	FTA	PCT	O	D	TOT	PF	A	TO	B	ST	TP
OKLAHOMA	3/19/22	27	63	.429	8	23	.348	16	24	.667	9	33	42	15	16	10	4	7	78
IUPUI		26	72	.361	7	33	.212	13	16	.813	15	30	45	16	13	9	5	5	72
OKLAHOMA	3/21/22	21	65	.323	6	21	.286	16	26	.615	17	28	45	15	14	28	5	7	64
Notre Dame		41	76	.539	10	25	.400	16	23	.696	11	31	42	22	24	13	5	16	108

2023	DATE	FG	FGA	PCT	3P	3PA	PCT	FT	FTA	PCT	O	D	TOT	PF	A	TO	B	ST	TP
OKLAHOMA	3/18/22	29	70	.414	8	22	.364	19	24	.792	20	27	47	18	20	16	6	11	85
Portland		23	61	.377	3	19	.158	14	19	.737	12	19	31	24	12	18	6	13	63
OKLAHOMA	3/20/22	24	58	.414	7	17	.412	18	24	.750	7	21	28	26	16	19	3	4	73
UCLA		26	58	.448	5	19	.263	25	28	.893	9	26	35	29	17	18	5	6	82

RECORDS



» SINGLE-GAME RECORDS

MOST BY OKLAHOMA

Points:111 vs. Quinnipiac, 2015
Rebounds:58 vs. Vanderbilt, 1986
Off. Reb.:22 vs. Tennessee, 2013
Def. Reb.:38, twice
vs. Marquette, 2007
vs. Pepperdine, 2006
FGM:40 vs. Quinnipiac, 2015
FGA:76 vs. Vanderbilt, 2015
FG%:568 (32-52) at Kentucky, 2010
3PM:13 vs. Quinnipiac, 2015
3PA:33 vs. DePaul, 2014
3P%:563 (9-16) vs. Notre Dame, 2008
FTM:30 at Stanford, 2015
FTA:36 at Stanford, 2015
FT%:958 (23-24) vs. Marist, 2004
Assists:27 vs. Quinnipiac, 1995
Steals:21 vs. Loyola (Md.), 2015
Blocks:13 vs. Purdue, 2016
Turnovers:33 vs. Connecticut, 2000
Fouls:28 vs. Stanford, 2015
Technical Fouls:1, four times
Pts. in a Quarter:29 vs. Gonzaga [1Q], 2016
Pts. in First Half:57 vs. Quinnipiac, 2015
Pts. in Second Half:66 vs. DePaul, 2014
Pts. in Overtime:11 vs. Notre Dame, 2010

FEWEST BY OKLAHOMA

Points:36 vs. Louisiana Tech, 1995
Rebounds:24 vs. Notre Dame, 2011
Off. Reb.:2 vs. Notre Dame, 2011
Def. Reb.:15 vs. Texas, 1986
Field Goals:15 vs. Stanford, 2004
FGA:41 vs. Marist, 2004
FG%:250 (15-60) vs. La. Tech, 1995
3PM:1, four times
vs. Notre Dame, 2011
vs. Little Rock, 2010
vs. Illinois State, 2008
vs. Marist, 2004
3PA:6 vs. Loyola (Md.), 1986
3P%:077 (1-13) vs. Marist, 2004
FTM:4 vs. Louisiana Tech, 1995
FTA:9 vs. Notre Dame (3-25-08)
FT%:333 (4-12) vs. Louisiana Tech, 1995
Assists:4 vs. Tennessee, 2013
Steals:2 vs. Stanford, 2004
Blocks:0, five times
Turnovers:2, vs. UCLA, 2013
Fouls:9 vs. Oral Roberts, 2001
Technical Fouls:None
Pts. in a Quarter:8, twice
Pts. in First Half:17 vs. Notre Dame, 2011
Pts. in Second Half:13 vs. La. Tech, 1995
Pts. in Overtime:10 vs. Notre Dame, 2008

MOST BY AN OPPONENT

Points:108, twice
 ... Washington, 2017 and Notre Dame, 2022
Rebounds:53, twice
Stanford, 2010
Louisiana Tech, 1995
Off. Reb.:23, Central Michigan, 2013
Def. Reb.:40, Louisiana Tech, 1995
FGM:41, Notre Dame, 2022
FGA:84, Central Michigan, 2013
FG%:571, twice
(36-63) Washington, 2007
(40-70) Connecticut, 2000
3PM:18, Washington, 2017
3PA:33, IUPUI, 2022
3P%:625, (5-8) Notre Dame, 2008
FTM:31, Purdue, 2008
FTA:41, Ole Miss, 2007
FT%:1,000, (6-6) Stanford, 2017
Assists:26, DePaul, 2018
Steals:21, Connecticut, 2000
Blocks:11, Stanford, 2001
Turnovers:32, Loyola (Md.), 1995
Fouls:26, Hartford, 2002
Technical Fouls:1, twice
Pts. in a Quarter:35 (1Q), Notre Dame, 2022
Pts. in First Half:60, Notre Dame, 2022
Pts. in Second Half:54, three times
Washington, 2017, Stanford, 2015, DePaul, 2014
Points in OT:14, Notre Dame, 2008

FEWEST BY AN OPPONENT

Points:44, Little Rock, 2010
Rebounds:24, twice
Villanova, 2002 and Oral Roberts, 2001
Off. Reb.:3, George Washington, 2003
Def. Reb.:14, Kentucky, 2010
FGM:13, twice, vs. Marquette, 2007
Loyola (Md.), 1995
FGA:46, twice, Stanford, 2015
Purdue, 2009
FG%:213 (13-61), Marquette, 2007
3PM:0, three times
Little Rock, 2010
Colorado, 2002, Connecticut, 2002
3PA:4, Colorado, 2002
3P%:000, four times
FTM:5, Purdue, 2016
FTA:6, Stanford, 2001
FT%:346 (9-26), Louisiana Tech, 1995
Assists:5, Colorado, 2002
Steals:2, UCLA, 2013
Blocks:0, three times
Kentucky, 2010
South Dakota State 2010, Colorado, 2002
Turnovers:7, twice
Central Michigan, 2013
Stanford, 2010
Fouls:9, Southeast Missouri State, 2007
Technical Fouls:None
Pts. in a Quarter:8 vs. Purdue [2Q], 2016
Pts. in First Half:15, twice, Purdue, 2016
Little Rock, 2010
Pts. in Second Half:19, Prairie View, 2009
Pts. in Overtime:6, Notre Dame, 2010

MOST BY AN OKLAHOMA PLAYER

Points: 36, Aaryn Ellenberg vs. DePaul, 2014
Rebounds: 20, Courtney Paris vs. Ole Miss, 2007
Off. Reb.:8, Courtney Paris, three times
Joanna McFarland vs. Tennessee, 2013
Def. Reb.:14, Courtney Paris, three times
FGM: 14, Courtney Paris vs. Ole Miss, 2007
FGA:24, three times
Danielle Robinson vs. Stanford, 2010
Courtney Paris vs. Ole Miss, 2007
Courtney Paris vs. Stanford, 2006
FG% (min. 10 made):846 (11-13)
Courtney Paris vs. Pepperdine, 2006
3-PT FGM:7, Aaryn Ellenberg, vs. DePaul, 2014
3PA:15, Aaryn Ellenberg vs. DePaul, 2014
3P% (min. 3 made):1,000, (3-3)
Krista Sanchez vs. BYU, 2006
FTM:11, four times
Ana Llanusa, vs. DePaul, 2018
Danielle Robinson vs. Purdue, 2009
LaNeisha Caulfield vs. Villanova, 2002
LaNeisha Caulfield vs. Connecticut, 2000
FTA:14, three times
Courtney Paris vs. Purdue, 2009
LaNeisha Caulfield vs. Connecticut, 2000
Madi Williams vs. UCLA, 2023
FT% (min. 5 made):1,000, five times
MR: (8-8) Sharane Campbell vs. DePaul, 2014
Assists:12, Stacey Dales vs. BYU, 2000
Steals:5, three times
 MR: Nyeshia Stevenson vs. Kentucky, 2010
Blocks:9
Vionise Pierre-Louis vs. Gonzaga, 2017
Turnovers:12, Stacey Dales vs. UConn, 2000

MOST BY AN OPPOSING PLAYER

Points:38, twice
Kelsey Plum, Washington, 2017
Nneka Ogwumike, Stanford, 2010
Rebounds: 17, Racquel Spurlock, La. Tech, 1995
Off. Reb.:9, Crystal Bradford, Cent. Mich., 2013
Def. Reb.: 12, Nneka Ogwumike, Stanford, 2010
FGM:14, twice;
Crystal Bradford, Central Michigan, 2013
Brooke Smith, Stanford, 2006
FGA: 31, Crystal Bradford, Cent. Mich., 2013
FG% (min. 10 made):875 (14-16)
Brooke Smith, Stanford, 2006
3PM:7, Dara Mabrey, Notre Dame, 2022
3PA:12, twice
Niki DiGiulio, Central Michigan, 2013
Dara Mabrey, Notre Dame, 2022
3P% (min. 5 made):857 (6-7),
Tamika Williams, Connecticut, 2002
FTM: 15, Racquel Spurlock, Loyola (Md.), 1995
FTA:16, twice,
Ashley Awkward, Ole Miss, 2007
Racquel Spurlock, Loyola (Md.), 1995
FT% (min. 5 made):1,000, four times
(12-12), Charisma Osborne, UCLA, 2023
(11-11), Sonia Citron, Notre Dame, 2022
(12-12), Charel Allen, Notre Dame, 2008
(8-8), Diana Taurasi, Connecticut, 2002
Assists:12, twice,
Olivia Miles, Notre Dame, 2022
Skylar Diggins, Notre Dame, 2011
Steals: 9, Dee Dee Wheeler, Arizona, 2005
Blocks:6, four times
 MR: Lucy Cochrane, Portland, 2023
Turnovers:8, three times
 MR: Markel Williams, UCLA, 2013

RECORDS

» SINGLE-GAME CATEGORY LEADERS

» OKLAHOMA

POINTS

- 36, Aaryn Ellenberg vs. DePaul, 2014
- 33, Phylesha Whaley vs. BYU, 2000
- 31, Nyeshia Stevenson vs. Kentucky, 2010
- 30, Courtney Paris vs. BYU, 2006
- 30, LaNeisha Caufield vs. Villanova, 2002
- 28, Aaryn Ellenberg vs. Michigan, 2012
- 28, Leah Rush vs. Arizona, 2005
- 27, Aaryn Ellenberg vs. UCLA, 2013
- 27, Whitney Hand vs. Miami (Fla.), 2011
- 27, Courtney Paris vs. Pepperdine, 2006

REBOUNDS

- 20, Courtney Paris vs. Ole Miss, 2007
- 17, Joanna McFarland vs. Central Michigan, 2013
- 17, Dionnah Jackson vs. Arizona, 2005
- 16, Joanna McFarland vs. Tennessee, 2013
- 16, Joanna McFarland vs. UCLA, 2013
- 16, Courtney Paris vs. Prairie View, 2009
- 16, Ashley Paris vs. Pittsburgh, 2009
- 16, Courtney Paris vs. Stanford, 2006
- 15, Joanna McFarland vs. James Madison, 2011
- 15, Joanna McFarland vs. Miami (Fla.), 2011
- 15, Amanda Thompson vs. SD State, 2010
- 15, Courtney Paris vs. BYU, 2006

ASSISTS

- 12, Stacey Dales vs. BYU, 2000
- 11, Danielle Robinson vs. Miami (Fla.), 2011
- 11, Danielle Robinson vs. Louisville, 2009
- 10, Gileysa Penzo vs. DePaul, 2018
- 10, Britney Brown vs. BYU, 2006
- 9, Stacey Dales vs. Colorado, 2002
- 8, Danielle Robinson vs. Pittsburgh, 2009
- 8, Amanda Thompson vs. Notre Dame, 2008
- 7, Morgan Hook vs. Central Michigan, 2013
- 7, Whitney Hand vs. St. John's, 2012
- 7, Danielle Robinson vs. Pittsburgh, 2010
- 7, Jenna Plumlee vs. SE Missouri State, 2007
- 7, Britney Brown vs. Arizona, 2005
- 7, Dionnah Jackson vs. G. Washington, 2003
- 7, LaNeisha Caufield vs. Washington, 2001

» OPPONENTS

POINTS

- 38, Kelsey Plum, Washington, 2017
- 38, Nneka Ogumwike, Stanford, 2010
- 36, Crystal Bradford, Central Michigan, 2013
- 36, Charisma Osborne, UCLA, 2023
- 35, Charel Allen, Notre Dame, 2008
- 34, Camille Copper, Purdue, 2000
- 31, Victoria Dunlap, Kentucky, 2010
- 31, Armintie Price, Ole Miss, 2007
- 31, Daphanie Kennedy, Pepperdine, 2006
- 29, Candice Wiggins, Stanford, 2006
- 29, Dara Mabrey, Notre Dame, 2022



» Aaryn Ellenberg scored 36 points against DePaul in 2014 to set an OU NCAA Tournament single-game record.

REBOUNDS

- 17, Racquel Spurlock, Louisiana Tech, 1995
- 16, Nneka Ogumwike, Stanford, 2010
- 15, Chantel Osahor, Washington, 2017
- 14, Crystal Bradford, Central Michigan, 2013
- 14, Morgan Stroman, Miami (Fla.), 2011
- 14, Karen Booker, Vanderbilt, 1986
- 13, Macee Williams, IUPUI, 2022
- 13, Victoria Dunlap, Kentucky, 2010
- 13, Lindsey Wisdom-Hilton, Purdue, 2009
- 13, Swin Cash, Connecticut, 2002
- 11, Erica McCall, Stanford, 2015
- 11, Angel McCoughtry, Louisville, 2009
- 11, Nicole Powell, Stanford, 2004
- 11, Maquisha Walker, 1995

ASSISTS

- 12, Skylar Diggins, Notre Dame, 2011
- 12, Olivia Miles, Notre Dame, 2022
- 11, Kelsey Plum, Washington, 2017
- 9, Dee Dee Wheeler, Arizona, 2005
- 8, Shea Ralph, Connecticut, 2000
- 8, Kamie Ethcide, Texas, 1986
- 7, by eight players (most recently by Chantel Osahor, Washington, 2017)



» OKLAHOMA TEAM HIGHS

POINTS

- 111 vs. Quinnipiac, 2015
- 100 vs. DePaul, 2014
- 94 vs. Colorado, 2002
- 90 vs. Loyola (Md.), 1995
- 88 vs. Michigan, 2012
88 vs. Miami (Fla.), 2011
88 vs. Kentucky, 2010

FIELD GOALS

- 40 vs. Quinnipiac, 2015
- 38 vs. Vanderbilt, 1986
- 34 vs. DePaul, 2014
34 vs. Michigan, 2012
34 vs. Colorado, 2002

FIELD GOAL ATTEMPTS

- 76 vs. Vanderbilt, 1986
- 75 vs. Tennessee, 2013
- 73 vs. DePaul, 2014
- 72 vs. Stanford, 2015
72 vs. Quinnipiac, 2015

FIELD GOAL PERCENTAGE

- .615 vs. Kentucky, 2010
- .569 vs. SE Missouri State, 2007
- .556 vs. Quinnipiac, 2015
- .548 vs. Colorado, 2002
- .544 vs. BYU, 2000

3-POINT FIELD GOALS

- 13 vs. Quinnipiac, 2015
- 12 vs. Washington, 2017
12 vs. DePaul, 2014
- 11 vs. UCLA, 2013
11 vs. Miami (Fla.), 2011

3-POINT FGA

- 33 vs. DePaul, 2014
- 29 vs. Quinnipiac, 2015
29 vs. Tennessee, 2013
29 vs. Michigan, 2012
29 vs. Miami (Fla.), 2011

3P% (MIN. 10 ATT.)

- .588 (10-of-17) vs. SEMO, 2007
- .563 (9-of-16) vs. ND 2008
- .529 (7-of-14) vs. ND, 2010
- .500 (10-of-20) vs. BYU, 2006
- .474 (9-of-19) vs. CMU, 2013

FREE THROWS

- 30 vs. Stanford, 2015
- 26 vs. UCLA, 2013
- 25 vs. DePaul, 2018
25 vs. Pepperdine, 2006
- 24 vs. Purdue, 2009

FREE THROW ATTEMPTS

- 38 vs. Stanford, 2015
- 37 vs. UCLA, 2013
- 34 vs. Pepperdine, 2006
- 33 vs. DePaul, 2018
33 vs. Hartford, 2002

FT% (MIN. 10 ATTEMPTS)

- .958 (23-of-24) vs. Marist, 2004
- .952 (20-of-21) vs. DePaul, 2014
- .909 (10-of-11) vs. ND, 2010
.909 (10-of-11) vs. S.D. State, 2010
- .905 (20-of-22) vs. Gonzaga, 2017
.905 (12-of-14) vs. Kentucky, 2010

REBOUNDS

- 58 vs. Vanderbilt, 1986
- 53 vs. Prairie View A&M, 2009
- 52 vs. Stanford, 2001
- 51 vs. Pittsburgh, 2009
- 50 vs. Tennessee, 2013

ASSISTS

- 27 vs. Quinnipiac, 2015
- 23 vs. Notre Dame, 2008
- 23 vs. Colorado, 2002
- 22 vs. Michigan, 2012
22 vs. Miami (Fla.), 2011

TURNOVERS

- 33 vs. Connecticut, 2000
- 28 vs. Notre Dame, 2022
- 26 vs. Ole Miss, 2007
- 24 vs. Central Michigan, 2013
- 24 vs. Notre Dame, 2011
24 vs. Notre Dame, 2008

BLOCKED SHOTS

- 13 vs. Purdue, 2016
- 11 vs. Gonzaga, 2017
- 8 vs. Notre Dame, 2008
- 7 vs. Stanford, 2015
7 vs. DePaul, 2014
7 vs. Louisville, 2009
7 vs. Purdue, 2009
7 vs. Georgia Tech, 2009
7 vs. Illinois State, 2009
7 vs. Illinois State, 2008
7 vs. Marquette, 2007

STEALS

- 21 vs. Loyola (Md.), 1995
- 14 vs. Prairie View A&M, 2009
- 13 vs. Hartford, 2002
- 12 vs. Connecticut, 2002
- 11 vs. Duke, 2002
11 vs. Portland, 2023



» Gabbi Ortiz and the 2014-15 Sooners set program records against Quinnipiac for points, field goals and 3-point field goals in an NCAA Tournament game.



» OPPONENT TEAM HIGHS

POINTS

- 108, Washington, 2017
108, Notre Dame, 2022
- 104, DePaul, 2014
- 102, Connecticut, 2000
- 90, DePaul, 2018

FIELD GOALS

- 41, Notre Dame, 2022
- 40, Connecticut, 2000
- 36, Washington, 2017
36, DePaul, 2014
- 32, Miami (Fla.), 2011
32, Texas, 1986

FIELD GOAL ATTEMPTS

- 84, Central Michigan, 2013
- 78, Vanderbilt, 1986
- 77, James Madison, 2011
- 76, Notre Dame, 2022
- 74, Pittsburgh, 2009
74, Ole Miss, 2007

FIELD GOAL PERCENTAGE

- .571, Washington, 2017
.571, Connecticut, 2000
- .539, Notre Dame, 2022
- .526, Connecticut, 2002
- .525, Texas, 1986

3 PT MADE

- 18, Washington, 2017
- 13, BYU, 2000
- 12, DePaul, 2018
12, Quinnipiac, 2015
- 11, DePaul, 2014

3 PT ATTEMPTS

- 33, Central Michigan, 2013
- 30, Washington, 2017
- 29, Quinnipiac, 2015
- 25, James Madison, 2011
25, BYU, 2000

3-POINT FG PCT. (MIN. 10 ATT.)

- .600 (18-of-30), Washington, 2017
- .571 (8-of-14), Oral Roberts, 2001
- .520 (13-of-25), BYU, 2000
- .500 (12-of-24), DePaul, 2018
.500 (9-of-18), Notre Dame, 2008
.500 (7-of-14), G. Washington, 2003

FREE THROWS

- 31, Purdue, 2009
- 29, Kentucky, 2016
29, Ole Miss, 2007
- 28, Loyola (Md.), 1995
- 26, Quinnipiac, 2015

FREE THROW ATTEMPTS

- 41, Ole Miss, 2007
- 38, Kentucky, 2007
- 35, Loyola (Md.), 1995
35, Texas, 1986
- 34, Purdue, 2009

FT% (MIN. 10 ATTEMPTS)

- .917 (22-of-24), Notre Dame, 2008
- .917 (11-of-12), SEMO, 2007
- .912 (31-of-34), Purdue, 2009
- .909 (20-of-22), Kentucky, 2010
- .900 (18-of-20), GWU, 2003

REBOUNDS

- 60, Louisiana Tech, 1995
- 53, Stanford, 2010
- 50, UCLA, 2013
- 48, Washington, 2001
- 47, Notre Dame, 2011

ASSISTS

- 26, DePaul, 2018
- 24, Notre Dame, 2011
24, Notre Dame, 2022
- 20, Washington, 2017
- 20, DePaul, 2014

TURNOVERS

- 32, Loyola (Md.), 1995
- 29, Colorado, 2002
- 24, Notre Dame, 2011
- 22, Hartford, 2002
- 20, Little Rock, 2010

BLOCKED SHOTS

- 11, Stanford, 2001
- 8, Kentucky, 2016
8, Connecticut, 2002
- 7, George Washington, 2003
7, Vanderbilt, 1986

STEALS

- 21, Connecticut, 2000
- 16, Ole Miss, 2007
- 16, Notre Dame, 2022
- 15, James Madison, 2011
- 14, Notre Dame, 2011



» OKLAHOMA CAREER CATEGORY LEADERS

GAMES PLAYED

- 15, Jasmine Hartman (2009, 2010, 2011, 2013)
15, Danielle Robinson (2008, 2009, 2010, 2011)
15, Carlee Roethlisberger (2008, 2009, 2010, 2011)
- 14, Amanda Thompson (2007, 2008, 2009, 2010)
- 13, Joanna McFarland (2010, 2011, 2012, 2013)
13, Ashley Paris (2006, 2007, 2008, 2009)
13, Courtney Paris (2006, 2007, 2008, 2009)
- 12, Stacey Dales (2000, 2001, 2002)
12, LaNeisha Caufield (2000, 2001, 2002)
- 11, Abi Olajuwon (2007, 2008, 2009, 2010)
11, Caton Hill (2000, 2001, 2002, 2004)

MINUTES PLAYED

- 510, Danielle Robinson (2008, 2009, 2010, 2011)
- 410, LaNeisha Caufield (2000, 2001, 2002)
- 409, Stacey Dales (2000, 2001, 2002)
- 394, Courtney Paris (2006, 2007, 2008, 2009)
- 352, Nyeshia Stevenson (2007, 2008, 2009, 2010)
- 350, Caton Hill (2000, 2001, 2002, 2004)
- 347, Ashley Paris (2006, 2007, 2008, 2009)
- 336, Whitney Hand (2009, 2011, 2012)
- 311, Amanda Thompson (2007, 2008, 2009, 2010)
- 300, Carlee Roethlisberger (2008, 2009, 2010, 2011)

POINTS

- 250, Courtney Paris (2006, 2007, 2008, 2009)
- 214, Danielle Robinson (2007, 2008, 2009, 2010)
- 208, LaNeisha Caufield (2000, 2001, 2002)
- 173, Aaryn Ellenberg (2011, 2012, 2013, 2014)
- 171, Stacey Dales (2000, 2001, 2002)
- 150, Whitney Hand (2009, 2011, 2012)
- 146, Nyeshia Stevenson (2007, 2008, 2009, 2010)
- 141, Caton Hill (2000, 2001, 2002, 2004)
- 123, Leah Rush (2004, 2005, 2006, 2007)
- 113, Ashley Paris (2006, 2007, 2008, 2009)

FIELD GOALS

- 99, Courtney Paris (2006, 2007, 2008, 2009)
- 81, Danielle Robinson (2008, 2009, 2010, 2011)
- 66, LaNeisha Caufield (2000, 2001, 2002)
- 62, Aaryn Ellenberg (2011, 2012, 2013, 2014)
- 61, Stacey Dales (2000, 2001, 2002)
- 54, Caton Hill (2000, 2001, 2002, 2004)
- 50, Nyeshia Stevenson (2007, 2008, 2009, 2010)
- 47, Whitney Hand (2009, 2011, 2012)
- 46, Leah Rush (2004, 2005, 2006, 2007)
- 45, Ashley Paris (2006, 2007, 2008, 2009)



» Danielle Robinson averaged 14.3 points, 5.7 assists and 4.3 rebounds in 15 NCAA Tournament games, helping the Sooners to back-to-back Final Four appearances in 2009 and 2010.

FIELD GOAL ATTEMPTS

- 182, Danielle Robinson (2007, 2008, 2009, 2010)
- 174, Courtney Paris (2006, 2007, 2008, 2009)
- 149, Stacey Dales (2000, 2001, 2002)
- 146, Aaryn Ellenberg (2011, 2012, 2013, 2014)
146, LaNeisha Caufield (2000, 2001, 2002)
- 118, Caton Hill (2000, 2001, 2002, 2004)
- 116, Whitney Hand (2009, 2011, 2012)
- 112, Nyeshia Stevenson (2007, 2008, 2009, 2010)
- 111, Amanda Thompson (2007, 2008, 2009, 2010)
- 107, Ashley Paris (2006, 2007, 2008, 2009)

FIELD GOAL PCT. (MIN. 50 ATTEMPTS)

- .640, Abi Olajuwon (2007, 2008, 2009, 2010)
- .596, Kaylor Williams (2012, 2014, 2015, 2016)
- .575, Leah Rush (2004, 2005, 2006, 2007)
- .569, Courtney Paris (2006, 2007, 2008, 2009)
- .560, Nicole Griffin (2011, 2012, 2013, 2014)
- .500, Madi Williams (2022, 2023)
- .486, Dionnah Jackson (2002, 2003, 2004, 2005)
- .482, Vioniese Pierre-Louis (2015, 2016, 2017, 2018)
- .481, Gabbi Ortiz (2015, 2016, 2017, 2018)
- .475, Joanna McFarland (2010, 2011, 2012, 2013)

3-POINT FIELD GOALS

- 31, Aaryn Ellenberg, (2011, 2012, 2013, 2014)
- 23, Whitney Hand (2009, 2011, 2012)
- 18, Nyeshia Stevenson (2007, 2008, 2009, 2010)
- 17, Stacey Dales (2000, 2001, 2002)
- 15, Leah Rush (2004, 2005, 2006, 2007)
- 13, Peyton Little (2015, 2016, 2017)
13, Gabbi Ortiz (2015, 2016, 2017, 2018)
- 11, LaNeisha Caufield (2000, 2001, 2002)
11, Erin Higgins (2004, 2005, 2006, 2007)
- 10, Caton Hill (2000, 2001, 2002, 2004)
10, Carlee Roethlisberger (2008, 2009, 2010, 2011)
10, Taylor Robertson (2022, 2023)



» OKLAHOMA CAREER CATEGORY LEADERS (CONTINUED)

3-POINT FIELD GOAL ATTEMPTS

- 82, Aaryn Ellenberg, (2011, 2012, 2013, 2014)
- 66, Whitney Hand (2009, 2011, 2012)
- 60, Nyeshia Stevenson (2007, 2008, 2009, 2010)
- 50, Stacey Dales (2000, 2001, 2002)
- 41, Erin Higgins (2004, 2005, 2006, 2007)
- 36, Carlee Roethlisberger (2008, 2009, 2010, 2011)
- 35, LaNeisha Caufield (2000, 2001, 2002)
- 33, Peyton Little (2015, 2016, 2017)
- 32, Caton Hill (2000, 2001, 2002, 2004)
- 30, Gabbi Ortiz (2015, 2016, 2017, 2018)
- 30, Maddie Manning (2015, 2016, 2017, 2018)

3-POINT FIELD GOAL PCT. (MIN. 10 ATTEMPTS)

- .636 (7-11), Derica Wyatt (2014, 2015, 2016, 2017)
- .536 (15-28), Leah Rush (2004, 2005, 2006, 2007)
- .500 (7-14), Britney Brown (2003, 2004, 2005, 2006)
- .444 (7-16), Joanna McFarland (2010, 2011, 2012, 2013)
- .433 (13-30), Gabbi Ortiz (2015, 2016, 2017, 2018)
- .393 (13-33), Peyton Little (2015, 2016, 2017)
- .391 (9-23), Gabbi Ortiz (2015, 2016, 2017)
- .384 (10-26), Taylor Robertson (2022, 2023)
- .378 (31-82), Aaryn Ellenberg (2011, 2012, 2013, 2014)
- .360 (5-14), Dionnah Jackson (2002, 2003, 2004, 2005)

FREE THROWS

- 65, LaNeisha Caufield (2000, 2001, 2002)
- 56, Danielle Robinson (2008, 2009, 2010, 2011)
- 52, Courtney Paris (2006, 2007, 2008, 2009)
- 33, Whitney Hand (2009, 2011, 2012)
33, Sharane Campbell-Olds (2012, 2013, 2014, 2015)
- 30, Joanna McFarland (2010, 2011, 2012, 2013)
- 30, Stacey Dales (2000, 2001, 2002)
- 28, Nyeshia Stevenson (2007, 2008, 2009, 2010)
- 23, Ashley Paris (2006, 2007, 2008, 2009)
- 23, Dionnah Jackson (2002, 2003, 2004, 2005)
- 23, Caton Hill (2000, 2001, 2002, 2004)

FREE THROW ATTEMPTS

- 79, Courtney Paris (2006, 2007, 2008, 2009)
- 78, LaNeisha Caufield (2000, 2001, 2002)
- 60, Danielle Robinson (2008, 2009, 2010, 2011)
- 48, Stacey Dales (2000, 2001, 2002)
- 39, Sharane Campbell-Olds (2012, 2013, 2014, 2015)
- 38, Nyeshia Stevenson (2007, 2008, 2009, 2010)
- 36, Whitney Hand (2009, 2011, 2012)
- 34, Joanna McFarland (2010, 2011, 2012, 2013)
- 33, Dionnah Jackson (2002, 2003, 2004, 2005)
- 30, Vionise Pierre-Louis (2015, 2016, 2017, 2018)
- 30, Ashley Paris (2006, 2007, 2008, 2009)

FREE THROW PCT. (MIN. 10 ATTEMPTS)

- 1.000 (13-13) Britney Brown (2004, 2005, 2006, 2007)
- .938 (15-16), Ana Llanusa (2018, 2023)
- .933 (56-60), D. Robinson (2008, 2009, 2010, 2011)
- .923 (12-13), Peyton Little (2015, 2016, 2017)
- .916 (33-36), Whitney Hand (2009, 2011, 2012)
- .909 (10-11), Gabbi Ortiz (2015, 2016, 2017)
- .909 (10-11), Gioya Carter (2014, 2015, 2016, 2017)
- .882 (30-34), J. McFarland (2010, 2011, 2012, 2013)
- .857 (18-21), Chelsi Welch (2003, 2005, 2006, 2007)
- .846 (33-39) S. Campbell (2012, 2013, 2014, 2015)

REBOUNDS

- 175, Courtney Paris (2006, 2007, 2008, 2009)
- 109, Ashley Paris (2006, 2007, 2008, 2009)
- 102, Joanna McFarland (2010, 2011, 2012, 2013)
- 95, Caton Hill (2000, 2001, 2002, 2004)
- 81, Amanda Thompson (2007, 2008, 2009, 2010)
- 64, Danielle Robinson (2008, 2009, 2010, 2011)
- 58, Whitney Hand (2009, 2011, 2012)
58, Dionnah Jackson (2002, 2003, 2004, 2005)
- 52, Stacey Dales (2000, 2001, 2002)
- 50, Vionise Pierre-Louis (2015, 2016, 2017, 2018)

ASSISTS

- 85, Danielle Robinson (2008, 2009, 2010, 2011)
- 62, Stacey Dales (2000, 2001, 2002)
- 36, Whitney Hand (2009, 2011, 2012)
- 35, Britney Brown (2004, 2005, 2006, 2007)
- 34, LaNeisha Caufield (2000, 2001, 2002)
- 31, Amanda Thompson (2007, 2008, 2009, 2010)
- 30, Morgan Hook (2011, 2012, 2013, 2014)
- 25, Caton Hill (2000, 2001, 2002, 2004)
- 23, Ashley Paris (2006, 2007, 2008, 2009)

BLOCKED SHOTS

- 43, Courtney Paris (2006, 2007, 2008, 2009)
- 25, Vionise Pierre-Louis (2015, 2016, 2017, 2018)
- 13, Nicole Griffin (2011, 2012, 2013, 2014)
- 10, Amanda Thompson (2007, 2008, 2009, 2010)
- 7, Kaylon Williams (2012, 2014, 2015, 2016)
- 7, Abi Olajuwon (2007, 2008, 2009, 2010)
- 7, Ashley Paris (2006, 2007, 2008, 2009)

STEALS

- 29, Danielle Robinson (2008, 2009, 2010, 2011)
- 24, LaNeisha Caufield (2000, 2001, 2002)
- 17, Whitney Hand (2009, 2011, 2012)
17, Caton Hill (2000, 2001, 2002, 2004)
- 16, Stacey Dales (2000, 2001, 2002)
- 15, Nyeshia Stevenson (2007, 2008, 2009, 2010)
- 13, Amanda Thompson (2007, 2008, 2009, 2010)
- 13, Courtney Paris (2006, 2007, 2008, 2009, 2010)

There's Only One

Becomes Sooner



**HISTORY
HISTORY
HISTORY**





YEAR-BY-YEAR RESULTS



AMY DAHL
 Years: 1975 (1)
 Record: 2-14 (.125)

» 1974-75
 Record: 2-14

Home: 1-6 (McCasland Field House)
 Head Coach: Amy Dahl

D5..... at Bethany Nazarene.....	L.....	44-43
J21..... USAO.....	L.....	56-42
J23..... Oklahoma St.....	L.....	70-41
J27..... at East Central.....	L.....	62-41
J30..... St. Gregory's.....	L.....	82-57
F6..... East Central.....	L.....	62-50
F8..... 1-at Central Oklahoma.....	L.....	55-51
F8..... 1-vs. Northeastern St.....	W.....	55-51
F8..... 1-vs. SW Oklahoma.....	L.....	63-47
F12..... at St. Gregory's.....	L.....	88-35
F15..... Bethany Nazarene.....	W.....	57-37
F19..... at Oklahoma St.....	L.....	93-44
F22..... at USAO.....	L.....	62-41
F25..... Central Oklahoma.....	L.....	47-43
F28..... 2-vs. NW Okla. St.....	L.....	79-42
M1..... 2-vs. USAO.....	L.....	97-60

1-Central St. Tournament, Edmond, Okla.
 2-OAIAW Tournament, Stillwater, Okla.



CATHIE SCHWEITZER
 Years: 1976-78 (3)
 Record: 27-46 (.370)

» 1975-76
 Record: 3-14

Home: 2-4 (2-at Lloyd Noble Center)
 Head Coach: Cathie Schweitzer

D2..... at USAO.....	L.....	86-60
D5..... Central Oklahoma.....	L.....	70-34
D10..... at Oklahoma St.....	L.....	76-36
J21..... at SE Okla. St.....	L.....	56-45
J24..... USAO.....	L.....	78-53
J27..... at Central Oklahoma.....	L.....	58-47
J31..... East Central.....	W.....	44-38
F4..... SE Okla. St.....	W.....	37-35
F6..... Oklahoma St.....	L.....	53-47
F12..... 1-at Kansas St.....	L.....	90-27
F13..... 1-vs. Kansas.....	L.....	65-39
F18..... Tulsa.....	L.....	58-53
F20..... at NW Okla. St.....	L.....	91-36
F24..... at SW Oklahoma.....	L.....	72-41
F27..... 2-vs. Oklahoma St.....	L.....	68-31
F28..... 2-vs. Northeastern St.....	L.....	63-56
F28..... 2-vs. Tulsa.....	W.....	57-53

1-Big Eight Tournament, Manhattan, Kan.
 2-OAIAW Tournament, Edmond, Okla.

» 1976-77
 Record: 4-20

Home: 1-7
 Head Coach: Cathie Schweitzer

D1..... at Phillips.....	L.....	83-60
D3..... NW Oklahoma St.....	L.....	67-63
D7..... at Central Oklahoma.....	L.....	53-42
D11..... at Northern Oklahoma.....	L.....	62-61
D15..... at Oral Roberts.....	W.....	59-56
J4..... Missouri.....	L.....	66-46
J6..... 1-at Wichita St.....	L.....	70-58
J7..... 1-vs. Simpson.....	W.....	88-69
J8..... 1-vs. Colorado St.....	L.....	59-56
J14..... Drake.....	L.....	61-55

J17..... Oral Roberts.....	L.....	62-58
J20..... 2-vs. Kansas.....	L.....	72-45
J21..... 2-vs. Iowa St.....	L.....	93-58
J22..... 2-vs. Oklahoma St.....	L.....	73-65
J25..... at Oklahoma St.....	L.....	52-44
J29..... Northern Oklahoma.....	L.....	66-59
F2..... SE Okla. St.....	W.....	68-56
F9..... Oklahoma St.....	L.....	70-50
F12..... at NW Okla. St.....	L.....	73-66
F16..... Phillips.....	L.....	72-34
F26..... at SE Okla. St.....	L.....	63-39
M1..... Central Oklahoma.....	W.....	60-49
M4..... 3-at Oklahoma St.....	L.....	45-41
M5..... 3-vs. SW Oklahoma.....	L.....	54-42

1-Shocker Classic, Wichita, Kan.
 2-Big Eight Tournament, Boulder, Colo.
 3-OAIAW Tournament, Stillwater, Okla.

» 1977-78
 Record: 20-12

Home: 9-3
 Head Coach: Cathie Schweitzer

N21..... Cameron.....	W.....	77-52
N30..... Oklahoma Baptist.....	W.....	104-45
D6..... Oklahoma St.....	W.....	80-74
D9..... 1-vs. Tulsa.....	W.....	95-52
D10..... 1-at Phillips.....	L.....	84-75
D14..... Arkansas.....	W.....	80-51
D16..... East Central.....	W.....	75-62
D18..... at Tulsa.....	W.....	80-68
J3..... at Oral Roberts.....	L.....	84-55
J5..... 2-vs. Nebraska.....	W.....	60-59
J6..... 2-vs. Missouri.....	L.....	80-56
J7..... 2-vs. Kansas St.....	W.....	67-61
J11..... 3-at New Mexico St.....	W.....	71-61
J12..... 3-at New Mexico St.....	L.....	77-61
J13..... 3-vs. New Mexico.....	W.....	75-74
J18..... Phillips.....	L.....	69-68
J20..... at East Central.....	L.....	64-47
J25..... NW Okla. St.....	W.....	70-68
J28..... at Cameron.....	W.....	73-50
F1..... at Oklahoma Baptist.....	W.....	92-49
F4..... Oral Roberts.....	L.....	81-62
F6..... at SE Okla. St.....	W.....	59-47
F8..... at Oklahoma St.....	L.....	74-60
F11..... Tulsa.....	W.....	94-45
F14..... at Central Oklahoma.....	W.....	65-57
F18..... at NW Okla. St.....	L.....	78-60
F22..... SE Oklahoma.....	W.....	73-43
F23..... 4-vs. Tulsa.....	W.....	82-55
F24..... 4-vs. Central Oklahoma.....	W.....	59-56
F25..... 4-vs. Oral Roberts.....	L.....	57-53
M8..... 5-at Stephen F. Austin.....	L.....	106-54
M9..... 5-at Southern.....	L.....	77-49

1-Phillips Tournament, Enid, Okla.
 2-Big Eight Tournament, Lawrence, Kan.
 3-N.M. St. Tournament, Las Cruces, N.M.
 4-OAIAW Tournament, Tahlequah, Okla.
 5-SWIAW Champ, Nacogdoches, Texas



DOYLE PARRACK
 Years: 1979-80 (2)
 Record: 30-32 (.483)

» 1978-79
 Record: 13-16

Home: 5-5
 Head Coach: Doyle Parrack

N11..... at Tulsa.....	W.....	57-47
N24..... 1-vs. NW Missouri St.....	L.....	74-44
N25..... 1-vs. Wichita St.....	W.....	61-50
N26..... 1-vs. Texas A&M.....	L.....	52-45
N29..... Oklahoma St.....	L.....	77-62
D2..... New Mexico.....	L.....	70-67

D5..... Oral Roberts.....	W.....	72-64
D7..... Colorado.....	W.....	68-66
D12..... Phillips.....	L.....	89-71
D16..... at East Central.....	W.....	52-47
J6..... Eastern New Mexico.....	W.....	71-62
J8..... at Oral Roberts.....	L.....	62-49
J13..... Nebraska.....	L.....	71-63
J18..... 2-at Nebraska.....	L.....	82-60
J19..... 2-vs. Colorado.....	L.....	78-62
J20..... 2-vs. Iowa St.....	L.....	80-69
J27..... NW Okla. St.....	L.....	73-46
F2..... 3-at North Texas.....	L.....	80-62
F3..... 3-vs. Texas A&M.....	L.....	58-49
F7..... at Oklahoma St.....	L.....	62-48
F10..... Tulsa.....	W.....	69-54
F13..... North Texas.....	W.....	45-44
F15..... at Phillips.....	W.....	75-65
F18..... at NW Okla. St.....	W.....	65-58
F20..... at Arkansas.....	W.....	65-53
F23..... 4-at SW Oklahoma.....	W.....	79-35
F23..... 4-vs. Oklahoma St.....	W.....	53-48
F24..... 4-vs. Oral Roberts.....	L.....	69-66
M7..... 5-vs. NE Louisiana.....	L.....	69-59

1-SW Missouri St. Tournament, Springfield, Mo.
 2-Big Eight Tournament, Lincoln, Neb.
 3-North Texas Tournament, Denton, Texas
 4-OAIAW Championship, Weatherford, Okla.
 5-SWIAW Championship, Tulsa, Okla.

» 1979-80
 Record: 17-16

Home: 6-5, Away 4-5, Neutral 7-6
 Head Coach: Doyle Parrack

N17..... Texas.....	L.....	66-47
N19..... Texas-Arlington.....	W.....	61-59
N22..... 1-vs. Wichita St.....	W.....	62-56
N23..... 1-vs. Nebraska-Omaha.....	W.....	67-40
N24..... 1-vs. Southern Illinois.....	W.....	58-46
N26..... Nevada-Las Vegas.....	L.....	71-51
N29..... North Texas.....	W.....	91-44
D1..... at Texas Tech.....	L.....	65-58
D3..... at Colorado.....	L.....	90-77
D7..... Oklahoma St.....	W.....	54-41
D10..... at Wichita St.....	W.....	75-62
D14..... at Kansas St.....	L.....	96-73
D15..... at Nebraska.....	L.....	68-44
D22..... at Tulsa.....	W.....	68-55
J5..... Tulsa.....	W.....	77-40
J8..... 2-vs. McNeese St.....	L.....	61-46
J9..... 2-vs. Baylor.....	W.....	66-48
J10..... 2-vs. Memphis.....	L.....	54-53
J11..... 2-at Texas A&M.....	L.....	71-53
J12..... 2-vs. SW Missouri St.....	W.....	68-66
J14..... at North Texas.....	W.....	67-45
J17..... 3-at Missouri.....	L.....	90-63
J18..... 3-vs. Iowa St.....	W.....	87-77
J19..... 3-vs. Oklahoma St.....	L.....	60-54
J24..... Oral Roberts.....	L.....	64-52
J26..... Texas Tech.....	L.....	55-48
F2..... at Oral Roberts.....	L.....	77-63
F4..... at Texas Arlington.....	W.....	60-56
F6..... at Oklahoma St.....	W.....	52-45
F12..... Wichita St.....	L (OT).....	59-53
F16..... Arkansas.....	W.....	57-50
F21..... 4-vs. Oklahoma St.....	W.....	65-62
F22..... 4-vs. Oral Roberts.....	L.....	73-60

1-SW Missouri St. Tournament, Springfield, Mo.
 2-Lady Aggie Classic, College Station, Texas
 3-Big Eight Tournament, Columbia, Mo.
 4-OAIAW Championship, Norman, Okla.

HISTORY



MAURA MCHUGH

Years: 1981-87 (7)
Record: 142-70 (.670)

» 1980-81

Record: 21-11

Home 9-0, Away 8-6, Neutral 3-5
Head Coach: Maura McHugh

N29 ... at Oral RobertsL.....	80-76
D3 North TexasW.....	101-81
D5 at Southern CaliforniaL.....	55-84
D8 at UNLVW.....	96-85
D10 Oklahoma St.W.....	89-79
D13 Oklahoma CityW.....	86-75
D20 ... at MissouriW.....	73-65
D23 ... at Wichita St.L.....	85-59
J3 at ArkansasW.....	75-68
J5 at Oklahoma CityW.....	68-60
J7 McNeese St.W.....	96-71
J10 HoustonW.....	67-66
J12 Texas TechW.....	69-56
J15 2-vs. Oklahoma St.W.....	75-61
J16 2-at KansasL.....	95-55
J17 2-vs. MissouriL.....	68-65
J19 1-at McNeese St.W (OT).....	82-77
J20 at HoustonW.....	82-79
J24 Wichita St.W.....	93-76
J27 at Stephen F. AustinL.....	70-49
J29 TulsaW.....	87-57
J31 at Oklahoma St.W.....	76-68
F2 at Texas TechL.....	79-70
F6 1-at North TexasW.....	84-53
F7 1-vs. Texas SouthernL.....	80-72
F10 at TexasL.....	71-54
F14 at TulsaW.....	106-68
F16 Oral RobertsW.....	66-59
F25 3-Oklahoma CityW.....	77-66
F26 3-Oral RobertsL.....	72-62
M18 4-Louisiana Tech.L.....	88-68

! Record reflects two wins by forfeit over Baylor and McNeese St.

- 1-North Texas Tournament, Denton, Texas
- 2-Big Eight Tournament, Lawrence, Kan.
- 3-OAIWAW Championship, Oklahoma City, Okla.
- 4-SWAIWAW Championship, Nacogdoches, Texas

» 1981-82

Record: 17-14

Home 12-4, Away 3-7, Neutral 2-3
Head Coach: Maura McHugh

N30 ... Oklahoma BaptistW.....	82-79
D3 at PhillipsW.....	87-49
D5 at Oklahoma CityW.....	79-76
D10 Texas A&MW.....	83-55
D12 Stephen F. AustinL.....	64-62
D14 at TulsaW.....	90-59
J4 at San DiegoW.....	72-54
J6 at San Diego St.L.....	68-65
J8 at UCLAL.....	82-63
J9 at PepperdineL.....	75-70
J14 1-vs. ColoradoL.....	71-61
J15 1-vs. KansasW.....	73-63
J16 1-vs. MissouriL.....	87-64
J18 at Oral RobertsL.....	93-72
J20 at Oklahoma St.W.....	78-68
J23 Wichita St.W.....	67-60
J27 TulsaW.....	87-62
J30 at KansasW.....	64-61
F3 Oklahoma St.W.....	71-57
F5 Texas-ArlingtonW.....	70-56
F7 ArkansasW.....	65-64
F10 Texas SouthernW (OT).....	82-70

F13 Oral RobertsL.....	95-78
F16 Oklahoma CityW.....	72-71
F18 at Texas TechL.....	93-86
F22 Louisiana TechL.....	101-57
F24 MissouriL.....	81-62
F26 2-at Oklahoma CityW.....	61-60
F27 2-vs. Oklahoma St.L.....	53-52
M1 at Wichita St.L.....	93-75
M11 3-vs. TexasL.....	87-78

- 1-Big Eight Tournament, Manhattan, Kan.
- 2-OAIWAW Championship, Oklahoma City, Okla.
- 3-SWAIWAW Championship, Lubbock, Texas

» 1982-83

Record: 17-11

Home 14-2, Away 3-6, Neutral 0-3
Head Coach: Maura McHugh

N27 ... at Iowa St.L.....	80-76
N30 ... at CameronW.....	85-57
D4 TulsaW.....	99-60
D6 PhillipsW.....	93-57
D9 at North TexasW.....	77-64
D11 Texas TechW (OT).....	93-91
D13 Central OklahomaW.....	82-56
D18 Iowa St.W.....	80-64
J4 at Oral RobertsL.....	86-72
J7 1-vs. Northeast LouisianaW.....	87-75
J8 1-at Wichita St.L (2OT).....	93-81
J12 at NebraskaL.....	85-78
J15 San DiegoW.....	100-50
J18 KansasW.....	83-74
J22 at MissouriL.....	109-73
J27 Oklahoma St.W.....	77-64
J29 ColoradoW.....	90-79
F2 at KansasL.....	81-79
F5 Kansas St.L.....	86-74
F9 at Oklahoma CityW.....	94-84
F12 MissouriW.....	85-75
F16 at Oklahoma St.W (OT).....	83-82
F19 NebraskaL.....	107-82
F21 at Louisiana TechL.....	105-75
F26 at ColoradoL.....	89-82
M2 Wichita St.W.....	92-64
M5 at Kansas St.L.....	87-63
M10 2-vs. ColoradoL.....	78-70

- 1-Pizza Hut Classic, Wichita, Kan.
- 2-Big Eight Tournament, Norman, Okla.

» 1983-84

Record: 22-10, 8-6 Big Eight

Home 10-2, Away 9-4, Neutral 3-4
Head Coach: Maura McHugh
National Women's Invitation Tournament

N27 ... Texas-ArlingtonW.....	92-66
D2 1-vs. Southern IllinoisL.....	82-62
D3 1-vs. Portland St.W.....	85-67
D5 Northeastern St.W.....	87-53
D7 at TulsaW.....	82-64
D10 North TexasW.....	99-44
D12 Oklahoma CityW.....	100-52
D21 at Wichita St.W.....	85-68
D4 Emporia St.W.....	110-60
J7 Oral RobertsW.....	101-77
J10 at Cal-Santa BarbaraW.....	95-48
J12 at PepperdineW.....	85-69
J16 Midwestern St.W.....	118-75
J18 at ColoradoL.....	66-62
J21 at Kansas St.L.....	88-70
J24 Oklahoma St.W.....	75-72
J28 at Iowa St.W.....	77-73
J31 KansasW.....	87-84
F4 MissouriL.....	73-68
F8 at NebraskaW.....	96-85
F11 Kansas St.L.....	71-62
F14 at Oklahoma St.L.....	79-71
F18 ColoradoW.....	88-78

F22 ... at KansasW.....	85-74
F25 Iowa St.W.....	97-59
F28 at MissouriL.....	102-77
M3 NebraskaW.....	97-79
M8 2-KansasW.....	76-63
M9 3-vs. Kansas St.W.....	69-67
M16 4-vs. ChattanoogaL.....	84-78
M17 4-vs. Illinois St.W.....	67-65
M24 4-vs. CaliforniaL.....	81-78

- 1-Wash. St. Tournament, Pullman, Wash.
- 2-Big Eight Tournament, Norman, Okla.
- 3-Big Eight Tournament, Kansas City, Mo.
- 4-NWIT Championship, Amarillo, Texas

» 1984-85

Record: 23-7, 10-4 Big Eight

Home 12-0, Away 8-4, Neutral 3-3
Head Coach: Maura McHugh

N23 ... Abilene ChristianW.....	89-70
N26 ... at Midwestern St.W.....	91-46
N29 ... Oklahoma BaptistW.....	86-59
D4 at Texas-ArlingtonW.....	103-48
D6 Georgia St.W.....	83-62
D9 at Oklahoma CityW.....	86-51
D11 Missouri-Kansas CityW.....	88-62
D13 at North TexasW.....	94-56
D15 Texas SouthernW.....	103-71
J2 1-vs. New HampshireW.....	73-42
J3 1-vs. RutgersL.....	80-72
J5 1-vs. St. Joseph'sL.....	76-75
J11 at Oral RobertsW.....	67-66
J16 MissouriW.....	93-83
J19 KansasW.....	90-69
J23 ... at Iowa St.W.....	89-56
J26 Kansas St.W.....	92-85
J29 at ColoradoW.....	73-65
F3 at Oklahoma St.L.....	85-76
F6 NebraskaW.....	86-74
F9 at Kansas St.L.....	90-75
F13 Iowa St.W.....	89-48
F16 at MissouriL.....	92-74
F20 ColoradoW.....	80-58
F24 at KansasW (OT).....	78-77
F27 Oklahoma St.W.....	91-62
M2 at NebraskaL.....	102-99
M4 2-vs. Iowa St.W.....	78-63
M7 2-vs. KansasW.....	79-69
M9 2-vs. MissouriL.....	89-83

- 1-Miami New Year's Classic, Miami, Fla.
- 2-Big Eight Tournament, Kansas City, Mo.

» 1985-86

Record: 24-7, 10-4 Big Eight

Home 9-1, Away 7-4, Neutral 8-2
Head Coach: Maura McHugh
NCAA Sweet 16 and Big Eight Champions

N24 ... 1-vs. Middle TennesseeW.....	83-75
N25 ... 1-vs. Western KentuckyW.....	89-81
N29 ... at Texas-ArlingtonW.....	86-72
D2 CreightonW.....	94-76
D6 Texas A&MW.....	93-62
D9 at New MexicoW.....	73-61
D11 TulsaW.....	91-32
D21 at ArkansasL.....	79-66
D30 at Texas St.W.....	80-56
J3 2-vs. DaytonW.....	64-46
J4 2-vs. James MadisonW.....	57-55
J5 2-vs. La SalleW.....	71-68
J11 Oral RobertsW.....	101-78
J15 at ColoradoL.....	91-84
J18 Iowa St.W.....	85-62
J22 at Kansas St.W.....	83-72
J25 at MissouriW.....	105-79
J29 NebraskaW.....	88-71
F1 at KansasL.....	85-67
F5 Oklahoma St.W.....	108-68
F8 at Iowa St.L.....	81-72



YEAR-BY-YEAR RESULTS

F11..... Kansas St.....	W.....	94-77
F15..... Colorado.....	W.....	82-69
F18..... at Nebraska.....	W.....	102-75
F22..... Missouri.....	W.....	88-80
F26..... Kansas.....	L.....	77-72
M2..... at Oklahoma St.....	W.....	86-67
M5..... 3-vs. Oklahoma St.....	W.....	85-50
M6..... 3-vs. Missouri.....	L.....	71-66
M16..... 4-Vanderbilt (Norman).....	W.....	86-67
M20..... 4-vs. Texas (Austin).....	L.....	85-59

- 1-BGSI Invitational, Bowling Green, Ky.
- 2-Miami New Year's Classic, Miami, Fla.
- 3-Big Eight Tournament, Kansas City, Mo.
- 4-NCAA Midwest Regional

» 1986-87

Record: 18-10, 6-7 Big Eight
 Home 8-3, Away 7-5, Neutral 3-2
 Head Coach: Maura McHugh

N28..... 1-vs. UTSA.....	W.....	67-63
N29..... 1-vs. New Mexico St.....	W.....	80-71
D1..... New Mexico.....	W.....	87-51
D4..... at Oral Roberts.....	W.....	87-72
D6..... Arkansas.....	W.....	76-70
D8..... Texas-Arlington.....	W.....	94-61
D20..... West Texas St.....	W.....	82-63
D30..... 2-vs. Notre Dame.....	W.....	57-54
D31..... 2-at Washington.....	L.....	83-64
J3..... at Portland.....	W.....	83-70
J6..... Kansas St.....	W.....	70-47
J8..... Tulane.....	W.....	84-53
J10..... Colorado St.....	W.....	72-58
J12..... at Tulsa.....	W.....	62-39
J14..... Kansas.....	W.....	81-67
J17..... at Missouri.....	L.....	72-70
J21..... Oklahoma St.....	L.....	84-68
J24..... Nebraska.....	W.....	97-81
J27..... at Colorado.....	L.....	94-80
J31..... Iowa St.....	W.....	74-72
F4..... at Kansas St.....	L.....	80-69
F7..... Missouri.....	L.....	86-76
F11..... at Oklahoma St.....	W.....	75-70
F14..... at Kansas.....	L.....	89-73
F18..... Colorado.....	L.....	74-73
F21..... at Nebraska.....	L.....	97-89
F24..... at Iowa St.....	W.....	87-72
F28..... 3-vs. Kansas St.....	L.....	79-64



VALERIE GOODWIN-COLBERT
 Years: 1988-90 (3)
 Record: 32-51 (.386)

» 1987-88

Record: 14-13, 7-7 Big Eight
 Home 7-4, Away 5-5, Neutral 2-4
 Head Coach: Valerie Goodwin-Colbert

N27..... 1-vs. Penn St.....	L.....	86-63
N28..... 1-vs. California.....	L.....	81-66
N29..... 1-vs. Northern Arizona.....	W.....	68-47
D2..... Oral Roberts.....	W.....	103-94
D5..... at North Texas.....	W.....	77-75
D9..... at Southwest Texas.....	W.....	92-74
D19..... Texas Southern.....	W.....	81-72
D29..... 2-vs. Simon Fraser.....	W.....	83-66
D30..... 2-at Stanford.....	L.....	91-66
J6..... New Mexico St.....	L.....	78-72
J9..... at Tulane.....	L.....	82-75
J11..... Arkansas-Little Rock.....	W.....	99-67
J13..... at Colorado.....	W.....	82-78
J16..... at Kansas St.....	W.....	96-65
J20..... at Missouri.....	L.....	91-72
J23..... Oklahoma St.....	W.....	83-81
J27..... Nebraska.....	L.....	94-82
J30..... at Iowa St.....	L.....	82-66
F3..... Kansas.....	L.....	71-68

F6..... Missouri.....	W.....	93-84
F9..... at Nebraska.....	L.....	92-74
F13..... Kansas St.....	W.....	79-61
F16..... at Oklahoma St.....	W.....	79-78
F20..... Iowa St.....	W.....	85-76
F24..... at Kansas.....	L.....	71-68
F27..... Colorado.....	L (OT).....	91-88
M2..... 3-vs. Kansas.....	L.....	67-66

- 1-Rainbow Wahine Classic, Honolulu, Hawaii
- 2-Cardinal Classic, Stanford, Calif.
- 3-Big Eight Tournament, Salina, Kan.

» 1988-89

Record: 11-6, 4-10 Big Eight
 Home 5-5, Away 3-6, Neutral 3-5
 Head Coach: Valerie Goodwin-Colbert

N25..... 1-Texas-Pan American.....	W.....	120-36
N26..... 1-West Virginia.....	L.....	83-65
D2..... 2-vs. Penn St.....	W.....	92-81
D3..... 2-at Texas Tech.....	L.....	64-54
D8..... Mississippi Valley St.....	L.....	89-83
D10..... at Oral Roberts.....	W.....	97-83
D29..... 3-vs. Iowa.....	L.....	86-69
D30..... 3-at Miami.....	L.....	69-66
D31..... 3-vs. Boston.....	W.....	77-72
J3..... North Texas.....	W.....	93-71
J7..... at Texas-Arlington.....	W.....	86-75
J9..... BYU.....	W.....	103-81
J11..... at Missouri.....	L.....	71-68
J14..... at Kansas.....	L (OT).....	86-82
J17..... at Oklahoma St.....	L.....	71-64
J21..... Iowa St.....	W.....	72-65
J25..... Nebraska.....	W.....	68-65
J27..... Colorado.....	L.....	73-70
J31..... Kansas St.....	L.....	84-83
F4..... Oklahoma St.....	L.....	87-68
F8..... at Nebraska.....	L.....	85-76
F11..... at Iowa St.....	W.....	84-74
F15..... Kansas.....	W.....	101-87
F18..... at Colorado.....	L.....	87-76
F22..... at Kansas St.....	L.....	64-60
F25..... Missouri.....	L.....	104-91
M4..... 4-vs. Colorado.....	L.....	80-61

- 1-Sooner Thanksgiving Classic, Norman, Okla.
- 2-Texas Tech Classic, Lubbock, Texas
- 3-Orange Bowl Classic, Miami, Fla.
- 4-Big Eight Tournament, Salina, Kan.

» 1989-90

Record: 7-22, 2-12 Big Eight
 Home 3-8, Away 1-8, Neutral 3-6
 Head Coach: Valerie Goodwin-Colbert

N24..... 1-Sam Houston.....	L.....	90-86
N25..... 1-Arkansas St.....	W.....	102-73
N30..... at North Texas.....	L.....	91-85
D2..... Northeast Louisiana.....	W.....	95-93
D5..... at Texas A&M.....	L.....	101-86
D8..... 2-vs. Eastern Illinois.....	L.....	110-88
D9..... 2-vs. Northern Iowa.....	W.....	78-76
D12..... Arkansas.....	L.....	86-68
D16..... Texas Tech.....	L.....	88-80
D29..... 3-vs. Montana St.....	L.....	86-80
D30..... 3-at Brigham Young.....	L.....	108-77
J3..... Texas-Arlington.....	L.....	80-78
J6..... at Southeast Louisiana.....	W.....	88-86
J10..... Colorado.....	L.....	56-48
J13..... at Iowa St.....	L.....	92-78
J17..... at Kansas.....	L.....	94-69
J20..... Kansas St.....	L.....	94-87
J24..... Oklahoma St.....	L.....	99-94
J27..... Missouri.....	L.....	79-75
J31..... at Nebraska.....	L.....	88-81
F3..... Kansas.....	L.....	83-77
F6..... at Oklahoma St.....	L.....	89-77
F10..... Iowa St.....	W.....	70-69
F14..... at Kansas St.....	L.....	92-88

F18..... at Colorado.....	L.....	86-49
F21..... Nebraska.....	W.....	102-77
F24..... at Missouri.....	L.....	89-60
M3..... 4-vs. Missouri.....	W.....	80-77
M4..... 4-vs. Oklahoma St.....	L.....	87-78

- 1-Sooner Thanksgiving Classic, Norman, Okla.
- 2-Phoenix Classic, Green Bay, Wis.
- 3-BYU Tournament, Provo, Utah
- 4-Big Eight Tournament, Salina, Kan.



GARY HUDSON
 Years: 1991-93 (3)
 Record: 34-35 (.464)

» 1990-91

Record: 10-18, 4-9 Big Eight
 Home 7-5, Away 2-11, Neutral 1-2
 Head Coach: Gary Hudson

N23..... 1-vs. Washington St.....	L.....	84-50
N24..... 1-vs. Eastern Washington.....	W.....	82-71
N27..... at Arkansas.....	L.....	84-72
N29..... Prairie View A&M.....	W.....	121-49
D6..... at Texas Tech.....	L.....	66-50
D9..... Texas A&M.....	L.....	83-71
D12..... at Prairie View A&M.....	W.....	92-68
D22..... at Minnesota.....	W.....	85-75
D28..... at Loyola Marymount.....	L.....	76-75
D29..... at UC-Santa Barbara.....	L (OT).....	105-95
J2..... North Texas.....	W.....	78-69
J4..... Central Missouri St.....	L.....	88-80
J9..... at Kansas.....	L.....	81-64
J12..... Missouri.....	W.....	67-66
J16..... Colorado.....	L.....	68-51
J19..... at Oklahoma St.....	L.....	76-60
J21..... Texas-San Antonio.....	W.....	93-86
J23..... at Kansas St.....	L.....	86-75
J26..... at Nebraska.....	L.....	95-67
J28..... at Northeast Louisiana.....	L.....	79-76
J30..... Iowa St.....	W.....	101-74
F3..... at Colorado.....	L.....	76-55
F6..... Kansas St.....	W.....	88-56
F10..... at Missouri.....	L.....	68-59
F13..... Oklahoma St.....	L.....	72-63
F16..... Kansas.....	L.....	76-69
F24..... Nebraska.....	W.....	75-72
M2..... 2-vs. Colorado.....	L.....	80-75

- 1-Domino's Classic, College Station, Texas
- 2-Big Eight Tournament, Salina, Kan.

» 1991-92

Record: 17-12, 7-7 Big Eight
 Home 11-5, Away 4-5, Neutral 2-2
 Head Coach: Gary Hudson

N25..... Texas-San Antonio.....	W.....	102-70
D3..... Rice.....	W.....	82-69
D6..... 1-at Hawaii.....	L.....	95-82
D7..... 1-vs. Howard.....	W.....	91-61
D10..... Texas-Arlington.....	L.....	94-93
D14..... Prairie View A&M.....	W.....	105-35
D30..... Baylor.....	W.....	113-72
J3..... Texas Christian.....	W.....	103-82
J5..... Southern Methodist.....	W.....	82-73
J13..... Arkansas.....	L.....	57-55
J15..... Iowa St.....	W.....	94-63
J18..... Kansas St.....	L.....	91-86
J22..... Missouri.....	W.....	74-72
J23..... at Prairie View A&M.....	W.....	98-50
J25..... at Oklahoma St.....	W.....	75-65
J29..... at Nebraska.....	L.....	97-65
F1..... Colorado.....	L.....	63-55
F3..... Baylor.....	W.....	83-76
F5..... at Kansas.....	L.....	75-56

HISTORY

YEAR-BY-YEAR RESULTS



F9..... at Missouri.....	L.....	86-56
F12..... at Kansas State.....	W.....	88-73
F15..... Nebraska.....	W.....	92-89
F17..... at Southern Methodist.....	L.....	69-63
F19..... Oklahoma State.....	W.....	98-75
F22..... at Colorado.....	L.....	86-63
F26..... Kansas.....	L (OT).....	73-72
M1..... at Iowa State.....	W.....	78-70
M7..... 2-vs. Missouri.....	W.....	80-79
M8..... 2-vs. Kansas.....	L.....	70-62

- 1-Rainbow Wahine Invitational, Honolulu, Hawaii
- 2-Big Eight Tournament, Salina, Kan.

» 1992-93

Record: 12-15, 6-8 Big Eight
Home 6-5, Away 4-6, Neutral 2-4
Head Coach: Gary Hudson

D5..... SMU.....	L.....	72-66
D12..... Prairie View A&M.....	W.....	101-41
D19..... 1-vs. Mercer.....	W.....	69-60
D20..... 1-vs. Arkansas State.....	L.....	76-63
D28..... 2-vs. Texas Tech.....	L.....	93-56
D29..... 2-vs. Old Dominion.....	L.....	60-54
D30..... 2-vs. Bucknell.....	W.....	84-60
J2..... Oral Roberts.....	W.....	84-62
J8..... at Iowa State.....	W.....	66-55
J10..... at Nebraska.....	L.....	87-78
J14..... at Prairie View A&M.....	W.....	92-56
J17..... at Oklahoma State.....	L.....	65-44
J20..... at Arkansas.....	W.....	70-63
J22..... Kansas.....	L.....	70-64
J24..... Kansas State.....	W.....	68-60
J29..... at Colorado.....	L.....	80-49
J31..... at Missouri.....	L.....	69-63
F2..... at Texas-Arlington.....	L.....	80-59
F5..... Nebraska.....	L.....	97-83
F7..... Iowa State.....	W.....	79-57
F10..... Oklahoma State.....	W.....	64-55
F14..... at Kansas State.....	W.....	87-65
F21..... at Kansas.....	L.....	76-54
F24..... at TCU.....	L.....	79-73
F26..... Missouri.....	L.....	68-49
F28..... Colorado.....	W.....	74-69
M6..... 3-vs. Oklahoma State.....	L.....	85-70

- 1-Arkansas Classic (Jonesboro, Ark.)
- 2-Orange Bowl Classic (Miami, Fla.)
- 3-Big Eight Tournament, Salina, Kan.



BURL PLUNKETT

Years: 1994-96 (3)
Record: 52-36 (.591)

» 1993-94

Record: 18-12, 7-7 Big Eight
Home 9-3, Away 3-7, Neutral 6-2
Head Coach: Burl Plunkett
WNIT Champions

N27..... Texas-Pan American.....	W.....	88-68
N30..... at Texas.....	L.....	84-78
D3..... 1-vs. Illinois State.....	W.....	69-56
D4..... 1-at George Washington.....	L.....	88-74
D8..... North Texas.....	W.....	90-73
D18..... Texas A&M.....	W.....	90-69
D21..... at Texas Tech.....	L.....	80-75
D28..... 2-Michigan.....	W.....	96-86
D29..... 2-Southern.....	W.....	100-72
J2..... at SMU.....	W.....	99-72
J7..... Iowa State.....	W.....	84-61
J9..... Nebraska.....	W.....	79-78
J16..... Oklahoma State.....	W.....	82-60
J21..... at Kansas.....	L.....	85-78
J25..... at Kansas State.....	L.....	72-54
J25..... Arkansas.....	W.....	93-79

J28..... Colorado.....	L.....	79-74
J30..... Missouri.....	W.....	86-65
F4..... at Nebraska.....	L.....	82-76
F6..... at Iowa St.....	W.....	65-45
F10..... Oral Roberts.....	W.....	99-48
F13..... at Oklahoma St.....	L.....	77-68
F18..... Kansas St.....	L.....	71-70
F20..... Kansas.....	L.....	80-76
F25..... at Missouri.....	W.....	77-71
F27..... at Colorado.....	L.....	89-79
M5..... 3-vs. Nebraska.....	L.....	73-56
M24..... 4-vs. New Mexico St.....	W.....	82-77
M25..... 4-vs. Pittsburgh.....	W.....	86-77
M26..... 4-vs. Arkansas St.....	W.....	69-65

- 1-Capitol Classic, Washington D.C.
- 2-Holiday Classic, Norman, Okla.
- 3-Big Eight Tournament, Salina, Kan.
- 4-WNIT Tournament (Amarillo, Texas)

» 1994-95

Record: 22-9, 11-3 Big Eight
Home 9-2, Away 7-4, Neutral 6-3
Head Coach: Burl Plunkett
NCAA Tournament

N11..... 3-at Montana.....	L.....	76-64
N26..... at North Texas.....	W.....	84-74
N29..... Texas Tech.....	L.....	66-64
D2..... 2-vs. Utah.....	W.....	72-68
D3..... 2-at Washington St.....	W.....	85-79
D7..... Texas.....	W.....	95-85
D18..... at Texas A&M.....	L.....	99-74
D21..... at Texas Christian.....	W.....	89-70
D30..... 1-vs. Rice.....	W.....	89-59
D31..... 1-vs. Minnesota.....	W.....	74-64
D32..... New Mexico.....	W.....	95-66
J6..... at Missouri.....	W.....	98-83
J8..... at Colorado.....	L.....	83-59
J13..... Nebraska.....	W.....	63-62
J15..... Iowa St.....	W.....	101-77
J20..... at Kansas.....	W.....	84-69
J22..... at Kansas St.....	W.....	79-70
J28..... at Oklahoma St.....	W.....	62-61
F3..... Colorado.....	L.....	69-64
F5..... Missouri.....	W.....	80-57
F10..... at Iowa St.....	L.....	69-62
F12..... at Nebraska.....	W.....	85-83
F17..... Kansas St.....	W.....	71-60
F19..... Kansas.....	W.....	103-83
F22..... at Arkansas.....	L.....	69-64
F26..... Oklahoma St.....	W.....	76-67
F28..... TCU.....	W.....	92-44
M4..... 4-vs. Nebraska.....	W.....	77-67
M5..... 4-vs. Kansas.....	L.....	88-81
M16..... 5-vs. Loyola (Md.).....	W.....	90-55
M18..... 5-vs. Louisiana Tech.....	L.....	48-36

- 1-Bertha Teague Classic, Stillwater, Okla.
- 2-Dial Classic, Pullman, Wash.
- 3-Preseason WNIT Tournament.
- 4-Big Eight Tournament, Salina, Kan.
- 5-NCAA Tournament, Ruston, La.

» 1995-96

Record: 12-15, 4-10 Big Eight
Home 7-5, Away 2-8, Neutral 3-2
Head Coach: Burl Plunkett

N25..... at Texas Christian.....	W.....	103-81
N28..... at New Mexico.....	L.....	82-75
D1..... North Texas.....	W.....	102-60
D3..... at Drake.....	L.....	81-71
D5..... Southern Methodist.....	L.....	96-87
D7..... TCU.....	W.....	93-47
D16..... Wichita St.....	W.....	65-54
D17..... Texas-Pan American.....	W.....	97-57
D20..... 1-Oral Roberts.....	W.....	63-40
D21..... 1-Grambling St.....	W.....	100-66
D28..... 2-vs. Alabama.....	L.....	71-62
D29..... 2-vs. VCU.....	W.....	84-52

J5..... Nebraska.....	L.....	79-58
J7..... Iowa State.....	W.....	89-78
J14..... Oklahoma State.....	L (2OT).....	86-79
J19..... at Kansas.....	W.....	71-68
J21..... at Kansas State.....	L.....	80-67
J26..... Missouri.....	W.....	69-55
J28..... Colorado.....	L.....	68-53
F2..... at Iowa State.....	L.....	73-57
F4..... at Nebraska.....	L.....	71-52
F11..... at Oklahoma State.....	L.....	62-58
F16..... Kansas State.....	W.....	62-54
F18..... Kansas.....	L.....	81-63
F23..... at Colorado.....	L.....	83-68
F25..... at Missouri.....	L.....	89-66
M2..... 3-vs. Colorado.....	L.....	76-60

- 1-Bertha Teague Classic, Norman, Okla.
- 2-Bahamas Junkanoo Shootout, Nassau, Bahamas
- 3-Big Eight Tournament, Salina, Kansas



SHERRI COALE

Years: 1997-2021 (25)
Record: 513-294 (.636)

» 1996-97

Record: 5-22, 1-15 Big 12
Home 1-8, Away 2-11, Neutral 2-3
Head Coach: Sherri Coale

N22..... 1-vs. Oral Roberts.....	W.....	62-50
N23..... 1-vs. Southern Utah.....	L.....	64-63
N25..... Drake.....	L.....	77-64
D3..... at Wichita State.....	L.....	71-56
D7..... at Southern Methodist.....	L.....	91-82
D10..... at North Texas.....	W.....	67-65
D13..... at SW Missouri State.....	L.....	81-58
D15..... at Oral Roberts.....	W.....	66-63
D28..... 2-vs. Memphis.....	L.....	71-65
D29..... 2-vs. Northeastern.....	W.....	76-54
J4..... Texas A&M.....	W.....	71-69
J7..... at Texas.....	L.....	87-69
J11..... Iowa State.....	L.....	67-58
J15..... at Texas Tech.....	L.....	67-55
J18..... at Baylor.....	L.....	87-65
J22..... Texas.....	L.....	76-58
J26..... at Nebraska.....	L.....	87-59
J29..... Oklahoma State.....	L.....	88-57
F5..... at Texas A&M.....	L.....	66-63
F8..... Kansas State.....	L.....	49-47
F12..... at Colorado.....	L.....	61-42
F15..... Missouri.....	L.....	81-56
F19..... Texas Tech.....	L.....	63-49
F23..... at Oklahoma State.....	L.....	67-54
F26..... Baylor.....	L.....	78-63
M1..... at Kansas.....	L.....	92-69
M4..... 3-vs. Kansas State.....	L.....	81-56

- 1-Bertha Teague Classic, Stillwater, Okla.
- 2-Redstorm Christmas Inv., Jamaica, N.Y.
- 3-Big 12 Tournament, Kansas City, Mo.

» 1997-98

Record: 8-19, 4-12 Big 12
Home 5-7, Away 3-9, Neutral 0-3
Head Coach: Sherri Coale

N22..... 1-vs. Stephen F. Austin.....	L.....	82-58
N23..... 1-at UTSA.....	W.....	66-53
N27..... 2-at Loyola Marymount.....	W.....	63-55
N28..... 2-vs. North Carolina.....	L.....	68-61
D3..... Southwest Missouri State.....	L.....	81-65
D11..... Georgia.....	L.....	94-76
D14..... Mississippi.....	W.....	89-85
D20..... Miami.....	W.....	67-62
D29..... at Arizona State.....	L.....	87-76
D30..... at Northern Arizona.....	L.....	101-62
J3..... Texas A&M.....	W.....	84-76



YEAR-BY-YEAR RESULTS

J7..... at Texas.....	L.....	78-44
J10..... at Iowa St.....	L.....	83-68
J14..... Baylor.....	L.....	67-64
J17..... Texas.....	W.....	97-84
J21..... at Texas A&M.....	L.....	91-83
J28..... Colorado.....	W.....	61-58
F1..... at Baylor.....	L.....	97-67
F4..... at Kansas St.....	W.....	69-67
F7..... Oklahoma St.....	L.....	76-54
F11..... at Texas Tech.....	L.....	79-63
F14..... Nebraska.....	L.....	101-72
F19..... Texas Tech.....	L.....	59-94
F22..... at Missouri.....	L.....	75-68
F25..... Kansas.....	L.....	78-74
F28..... at Oklahoma St.....	L.....	69-52
M3..... 3-vs. Colorado.....	L.....	71-66

- 1-Texas-San Antonio Classic, San Antonio, Texas
- 2-LMU-Furama Hotel Thanksgiving Classic, Los Angeles, Calif.
- 3-Big 12 Tournament, Kansas City, Mo.

» 1998-99

Record: 15-14, 8-8 Big 12
 Home 10-3, Away 4-9, Neutral 1-2
 Head Coach: Sherri Coale
 Women's National Invitational Tournament

N20..... TCU.....	W.....	78-66
N23..... Texas-San Antonio.....	W.....	80-40
N27..... 2-vs. UAB.....	L.....	62-61
N28..... 2-vs. Coppin St.....	W.....	103-74
D2..... at Mississippi.....	L.....	77-75
D7..... Jackson St.....	W.....	103-37
D13..... at Georgia.....	L.....	88-79
D19..... at Miami (Fla.).....	L.....	62-60
D28..... 1-Denver.....	W.....	80-52
D29..... 1-Stephen F. Austin.....	W.....	91-72
J2..... Iowa St.....	L.....	81-60
J6..... at Texas Tech.....	L.....	93-69
J9..... at Colorado.....	L.....	63-62
J13..... Oklahoma St.....	W.....	74-58
J16..... Baylor.....	W.....	86-65
J23..... at Texas.....	L.....	81-73
J27..... Texas Tech.....	L.....	89-87
J30..... at Nebraska.....	L.....	85-62
F3..... Texas.....	W.....	71-69
F6..... at Texas A&M.....	W.....	83-71
F10..... at Oklahoma St.....	W.....	61-53
F13..... Kansas St.....	W.....	79-58
F17..... at Baylor.....	W.....	76-67
F20..... at Kansas.....	L.....	58-54

F24..... Texas A&M.....	W.....	95-69
F27..... Missouri.....	L.....	73-64
M2..... 3-vs. Oklahoma St.....	L.....	70-56
M12..... 4-vs. at Wichita St.....	W.....	75-67
M14..... 4-vs. at Arkansas.....	L (OT).....	97-93

- 1-Bertha Teague Classic, Norman, Okla.
- 2-Cancun Tournament, Cancun, Mexico
- 3-Big 12 Tournament, Kansas City, Mo.
- 4-WNIT Tournament hosted at home sites.

» 1999-00

Record: 25-8, 13-3 Big 12
 Home 13-2, Away 11-2, Neutral 1-4
 Head Coach: Sherri Coale
 NCAA Sweet 16 and Big 12 Champions
 Ranked: No. 18 AP and No. 13 Coaches

N19..... 2-vs. Arizona [24/25].....	L.....	75-59
N20..... 2-at Hawaii.....	W.....	67-53
N21..... 2-vs. Tennessee Tech.....	L.....	74-64
N28..... 1-Oral Roberts.....	W.....	83-66
N29..... 1-Tulsa.....	W.....	93-70
D2..... Sam Houston St.....	W.....	97-60
D5..... at Stephen F. Austin.....	W.....	61-47
D7..... at TCU.....	W.....	94-74
D11..... Arkansas-Little Rock.....	W.....	102-72
D18..... at Denver.....	W.....	69-62
D21..... San Diego.....	W.....	84-39
D29..... Connecticut [1].....	L.....	84-68
J5..... North Texas.....	W.....	86-63
J8..... Texas Tech [13].....	W.....	82-76
J12..... Texas A&M.....	W.....	87-59
J15..... at Baylor.....	W.....	87-66
J19..... at Texas.....	W.....	76-73
J22..... Colorado.....	W.....	76-73
J26..... at Texas A&M.....	W.....	79-72
J29..... at Missouri.....	W.....	76-71
F2..... Baylor.....	W.....	87-59
F5..... Nebraska.....	W.....	91-69
F8..... at Iowa St. [8/9].....	L.....	71-56
F12..... at Oklahoma St.....	W.....	93-69
F16..... Texas.....	L.....	77-70
F19..... at Texas Tech [8/12].....	L.....	86-81
F22..... at Kansas St.....	W.....	64-56
F26..... Kansas [24/25].....	W.....	88-69
M1..... Oklahoma St.....	W.....	77-68
M8..... 3-vs. Texas.....	L.....	71-68
M18..... 4-vs. BYU.....	W.....	86-81
M20..... 4-at Purdue [15/13].....	W.....	76-74
M25..... 5-vs. Connecticut [1].....	L.....	102-80

- 1-Bertha Teague Classic (Norman, Okla.)
- 2-Hawaiian Regent Classic (Honolulu, Hawaii)
- 3-Big 12 Tournament (Kansas City, Mo.)
- 4-NCAA 1st & 2nd Rounds (West Lafayette, Ind.)
- 5-NCAA Regional (Richmond, Va.)

» 2000-01

Record: 28-6, 15-1 Big 12
 Home 13-1, Away 12-2, Neutral 3-3
 Head Coach: Sherri Coale
 NCAA Sweet 16 and Big 12 Champions

N17..... 1-vs. Tulsa.....	W.....	80-49
N18..... 1-at ORU.....	W.....	87-56
N22..... 2-vs. Georgia [6].....	L.....	94-70
N24..... 2-at Wisconsin [19].....	L.....	97-77
D1..... SW Missouri St. [13].....	W.....	89-82
D5..... at Arkansas-Little Rock.....	W.....	86-45
D9..... SMU.....	W.....	101-71
D16..... at SW Missouri St. [21/18].....	L.....	69-61
D18..... North Texas.....	W.....	75-61
D21..... at San Diego.....	W (2OT).....	65-63
D27..... Stanford [17/21].....	W (OT).....	102-98
J3..... at Colorado.....	W.....	89-69
J6..... Iowa St. [7/6].....	L.....	81-79
J10..... Texas [14/15].....	W.....	85-74
J13..... at Baylor [23/NR].....	W.....	90-87
J17..... Texas A&M.....	W.....	97-84
J21..... 3-at North Carolina.....	W.....	94-77
J24..... at Kansas.....	W.....	88-64
J28..... Texas Tech [9/8].....	W.....	84-66
J31..... at Texas A&M.....	W.....	93-70
F3..... Missouri.....	W.....	82-62
F7..... at Nebraska.....	W.....	84-62
F10..... at Oklahoma St.....	W.....	76-47
F14..... Kansas St.....	W.....	79-60
F17..... at Texas Tech [14/11].....	W.....	80-75
F21..... Baylor [24/NR].....	W.....	86-76
F24..... Oklahoma St.....	W (OT).....	88-83
F28..... at Texas [NR/22].....	W.....	65-54
M7..... 4-vs. Kansas.....	W.....	80-61
M8..... 4-vs. Colorado [20/21].....	W.....	102-93
M10..... 4-vs. Iowa St. [13/10].....	L.....	68-65
M17..... 5-Oral Roberts.....	W.....	70-64
M19..... 5-Stanford.....	W.....	67-50
M24..... 6-Washington.....	L.....	84-67

HISTORY



» Oklahoma's 2001-02 team set the program record for single-season wins (32), claimed its third straight Big 12 regular season title and advanced to the school's first Final Four. The Sooners defeated Duke in the national semifinals to earn a berth in the national championship game against UConn.

YEAR-BY-YEAR RESULTS



- 1-Bertha Teague Classic, Tulsa, Okla.
- 2-Coaches vs. Cancer, Madison, Wis.
- 3-Big 12/ACC Challenge, Chapel Hill, N.C.
- 4-Big 12 Tournament, Kansas City, Mo.
- 5-NCAA Tournament, Norman, Okla.
- 6-NCAA West Regional, Spokane, Wash.

» 2001-02

Record: 32-4, 14-2 Big 12

Home 14-0, Away 7-3, Neutral 11-1

Head Coach: Sherri Coale

NCAA Runner-Up, Big 12 Champions

N11.....	1-vs. Purdue [11/9]	W.....	80-75
N17.....	2-vs. Oral Roberts	W.....	73-38
N18.....	2-vs. Tulsa	W.....	75-52
N23.....	3-vs. Butler	W.....	90-44
N24.....	3-vs. North Texas	W.....	83-68
N27.....	TCU	W.....	76-60
N29.....	Wichita St.	W.....	89-68
N5.....	at SMU	W.....	91-70
D8.....	Montana St.	W.....	86-62
D16.....	4-Illinois	W.....	91-69

» 2002-03

Record: 24-9, 9-7 Big 12

Home 10-3, Away 7-5, Neutral 7-1

Head Coach: Sherri Coale

NCAA Second Round, Big 12 Champions

D22.....	at Connecticut [1]	L.....	86-72
J2.....	Colorado [16/14]	W.....	78-67
J5.....	at Texas Tech [9/11]	W.....	80-68
J9.....	Oklahoma St.	W.....	65-48
J12.....	at Baylor [12/11]	W.....	82-73
J15.....	at Iowa St. [14/9]	L.....	82-66
J19.....	Texas [12]	W.....	89-69
J26.....	at Texas A&M	W.....	72-40
J29.....	at Oklahoma St.	W.....	66-58
F2.....	Kansas	W.....	79-57
F5.....	Baylor [10/11]	W.....	69-60
F9.....	Texas A&M	W.....	67-51
F13.....	at Kansas St. [12]	W.....	76-68
F16.....	Nebraska	W.....	81-47
F19.....	at Texas [15/14]	L (OT)	68-62
F23.....	at Missouri	W.....	90-70
F27.....	Texas Tech [15]	W.....	75-56
M6.....	5-vs. Oklahoma St.	W.....	87-56
M7.....	5-vs. Kansas St. [13/12]	W.....	69-49
M9.....	5-vs. Baylor [7]	W.....	84-69
M16.....	6-Hartford	W.....	84-52
M18.....	6-Villanova	W.....	66-53
M23.....	7-vs. Texas Tech [12]	W.....	72-62
M25.....	7-vs. Colorado [17]	W.....	94-60
M29.....	8-vs. Duke [3]	W.....	86-71
M31.....	8-vs. Connecticut [1]	L.....	82-70

» 2003-04

Record: 19-13, 9-7 Big 12

Home 8-5, Away 7-6, Neutral 4-2

Head Coach: Sherri Coale

NCAA First Round

N11.....	1-at Tennessee [2]	L.....	94-68
N22.....	2-at Tulsa	W.....	65-61
N23.....	2-vs. Oral Roberts	W.....	70-42
N26.....	Sam Houston St.	W.....	79-52
N29.....	3-Fordham	W.....	90-62
N30.....	3-North Carolina [12/11]	W.....	66-63
D1.....	3-Connecticut [5/4]	L.....	73-60
D5.....	Stephen F. Austin	W.....	77-55
D9.....	at Wichita St.	W.....	70-64
D14.....	at TCU	W.....	68-64
D21.....	SMU	W.....	71-68
D28.....	Southeast Missouri St.	W.....	87-59
J3.....	at Stanford	L.....	58-38
J11.....	at Nebraska	W.....	57-43
J15.....	Texas Tech [7]	L.....	80-71
J18.....	Texas A&M	W.....	77-39

» 2004-05

Record: 17-13, 8-8 Big 12

Home 9-4, Away 5-5, Neutral 3-4

NCAA First Round

N19.....	Southeast Missouri St.	W.....	84-62
N21.....	Texas St.	W.....	76-57
N26.....	1-vs. Akron	W.....	88-40
N27.....	1-vs. Iowa	L.....	54-47
D2.....	Lamar	W.....	60-42
D4.....	2-vs. Tulsa	L.....	67-59
D9.....	at TCU [23/25]	L.....	81-65

» 2005-06

Record: 31-5, 16-0 Big 12

Home 12-1, Away 12-3, Neutral 7-1

NCAA Sweet 16, Big 12 Champions

N11.....	1-Wisconsin-Milwaukee ..	W.....	89-57
N13.....	1-SMU	W.....	80-43
N16.....	1-at New Mexico	W.....	74-63
N20.....	1-at Connecticut [7/9]	L.....	82-62
N25.....	2-vs. Iowa	W.....	85-68
N26.....	2-at San Francisco	W.....	53-51
N30.....	TCU	W.....	77-63
D3.....	3-vs. Oral Roberts	W.....	107-76
D5.....	UCLA (22)	W.....	83-78
D10.....	at Missouri St.	W.....	68-57
D18.....	at Illinois	L.....	86-75
D21.....	Michigan St. [11/13]	L.....	80-60
D30.....	at New Mexico [16]	W.....	83-70
J4.....	at Iowa St.	W.....	87-67
J7.....	Colorado	W.....	84-61
J9.....	Ohio St. [10]	L.....	75-71
J14.....	at Oklahoma St.	W.....	85-51
J18.....	Texas Tech	W.....	63-57
J21.....	at Baylor [8]	W.....	73-70
J25.....	Texas	W.....	75-57
J28.....	at Texas A&M	W.....	81-72
J31.....	Oklahoma St.	W.....	70-54
F4.....	at Missouri	W.....	88-73
F8.....	Kansas	W.....	86-57
F12.....	Baylor [11]	W (OT)	81-77
F15.....	at Texas	W.....	61-54
F18.....	Texas A&M [21]	W.....	73-54
F21.....	at Kansas St.	W.....	78-64
F26.....	Nebraska	W.....	73-45
M1.....	at Texas Tech	W.....	60-59
M8.....	4-Iowa St.	W.....	78-74
M9.....	4-Missouri	W.....	75-54
M11.....	4-Baylor [10]	W.....	72-61
M18.....	5-Pepperdine	W.....	78-66
M20.....	6-BYU [18/16]	W.....	86-70
M25.....	7-Stanford [13/14]	L.....	88-74

» 2006-07

Record: 24-9, 9-7 Big 12

Home 10-3, Away 7-5, Neutral 7-1

Head Coach: Sherri Coale

NCAA Second Round, Big 12 Champions

N22.....	at Kansas	W.....	61-49
J26.....	at Baylor	W.....	65-64
J29.....	Texas [11/13]	L.....	60-54
F1.....	Kansas St. [3]	L.....	74-45
F5.....	at Texas A&M	L.....	69-61
F9.....	Oklahoma St.	W.....	87-71
F12.....	Baylor	W.....	78-64
F16.....	at Colorado	L.....	61-57
F19.....	at Texas Tech [8/9]	L.....	59-48
F22.....	Iowa St.	W.....	61-48
F26.....	Missouri	W.....	74-69
M1.....	at Oklahoma St.	W.....	71-57
M5.....	at Texas [5/7]	L.....	78-66
M11.....	4-vs. Nebraska	W.....	71-51
M12.....	4-vs. Colorado	L.....	73-58
M23.....	5-G. Washington [25]	L.....	71-61

1-St. Farm Tip-Off Classic, Knoxville, Tenn.

2-Bertha Teague Classic, Tulsa, Okla.

3-Rainbow Wahine Classic, Honolulu, Hawaii

4-Big 12 Tournament, Dallas, Texas

5-NCAA 1st & 2nd Rounds, Norman, Okla.

» 2007-08

Record: 24-9, 9-7 Big 12

Home 10-3, Away 7-5, Neutral 7-1

Head Coach: Sherri Coale

NCAA Second Round, Big 12 Champions

N22.....	1-Oral Roberts	W.....	90-42
N24.....	Southeast Missouri St.	W.....	83-48
N28.....	2-vs. Siena	W.....	85-70
N29.....	2-at Pepperdine	W.....	95-77
D3.....	at SMU	W.....	85-63
D7.....	Utah [19/23]	W.....	73-65
D10.....	at Montana St.	W.....	90-59
D13.....	at Stephen F. Austin	W.....	79-52
D21.....	3-Tennessee [2]	L.....	71-55
D28.....	Illinois	W.....	70-53
D30.....	Wichita St.	W.....	89-50
J7.....	Nebraska	W.....	70-51
J10.....	at Texas [3]	L.....	63-58
J14.....	at Texas A&M	W (OT)	65-56
J17.....	Oklahoma St.	W.....	87-37
J20.....	at Iowa St.	L.....	69-51
J24.....	Baylor [19/24]	L.....	74-67
J28.....	at Missouri	L.....	77-65
J31.....	at Kansas St. [12]	L.....	74-65
F7.....	Texas A&M	W.....	56-46
F10.....	at Texas Tech [7]	W.....	68-62
F14.....	Kansas	W.....	83-59
F18.....	Colorado [13]	W.....	78-58
F21.....	at Baylor [19/24]	L.....	77-62
F25.....	Texas Tech [8/9]	W.....	64-53
F28.....	at Oklahoma St.	W.....	78-44
M2.....	Texas [3/4]	L.....	57-54
M9.....	4-vs. Texas A&M	W.....	60-47
M10.....	4-vs. Colorado [13]	W.....	63-56
M13.....	4-vs. Kansas St. [8]	W.....	78-66
M11.....	4-vs. Texas [2]	W.....	66-47
M20.....	5-vs. Marist	W.....	58-45
M22.....	5-vs. Stanford	L.....	68-43

» 2008-09

Record: 24-9, 9-7 Big 12

Home 10-3, Away 7-5, Neutral 7-1

Head Coach: Sherri Coale

NCAA Second Round, Big 12 Champions

N11.....	1-Junkanoo Jam (Grand Bahama Island)
2-Bertha Teague Classic (Tulsa, Okla. [ORU])	
3-Nike Classic (Eugene, Ore.)	
4-Big 12 Tournament (Kansas City, Mo.)	

» 2009-10

Record: 24-9, 9-7 Big 12

Home 10-3, Away 7-5, Neutral 7-1

Head Coach: Sherri Coale

NCAA Second Round, Big 12 Champions

N11.....	1-Wisconsin-Milwaukee ..	W.....	89-57
N13.....	1-SMU	W.....	80-43
N16.....	1-at New Mexico	W.....	74-63
N20.....	1-at Connecticut [7/9]	L.....	82-62
N25.....	2-vs. Iowa	W.....	85-68
N26.....	2-at San Francisco	W.....	53-51
N30.....	TCU	W.....	77-63
D3.....	3-vs. Oral Roberts	W.....	107-76
D5.....	UCLA (22)	W.....	83-78
D10.....	at Missouri St.	W.....	68-57
D18.....	at Illinois	L.....	86-75
D21.....	Michigan St. [11/13]	L.....	80-60
D30.....	at New Mexico [16]	W.....	83-70
J4.....	at Iowa St.	W.....	87-67
J7.....	Colorado	W.....	84-61
J9.....	Ohio St. [10]	L.....	75-71
J14.....	at Oklahoma St.	W.....	85-51
J18.....	Texas Tech	W.....	63-57
J21.....	at Baylor [8]	W.....	73-70
J25.....	Texas	W.....	75-57
J28.....	at Texas A&M	W.....	81-72
J31.....	Oklahoma St.	W.....	70-54
F4.....	at Missouri	W.....	88-73
F8.....	Kansas	W.....	86-57
F12.....	Baylor [11]	W (OT)	81-77
F15.....	at Texas	W.....	61-54
F18.....	Texas A&M [21]	W.....	73-54
F21.....	at Kansas St.	W.....	78-64
F26.....	Nebraska	W.....	73-45
M1.....	at Texas Tech	W.....	60-59
M8.....	4-Iowa St.	W.....	78-74
M9.....	4-Missouri	W.....	75-54
M11.....	4-Baylor [10]	W.....	72-61
M18.....	5-Pepperdine	W.....	78-66
M20.....	6-BYU [18/16]	W.....	86-70
M25.....	7-Stanford [13/14]	L.....	88-74

» 2010-11

Record: 24-9, 9-7 Big 12

Home 10-3, Away 7-5, Neutral 7-1

Head Coach: Sherri Coale

NCAA Second Round, Big 12 Champions

N11.....	1-Preseason WNIT (Campus sites)
2-Odwalla Classic (San Francisco, Calif.)	
3-Bertha Teague Classic (Stillwater, Okla.)	
4-Big 12 Championship (Dallas)	
5-NCAA Tournament First Round (Denver)	
6-NCAA Tournament Second Round (Denver)	
7-NCAA Tournament Sweet 16 (San Antonio)	

» 2011-12

Record: 24-9, 9-7 Big 12

Home 10-3, Away 7-5, Neutral 7-1

Head Coach: Sherri Coale

NCAA Second Round, Big 12 Champions

N11.....	1-vs. Purdue [11/9]	W.....	80-75
N17.....	2-vs. Oral Roberts	W.....	73-38
N18.....	2-vs. Tulsa	W.....	75-52
N23.....	3-vs. Butler	W.....	90-44
N24.....	3-vs. North Texas	W.....	83-68
N27.....	TCU	W.....	76-60
N29.....	Wichita St.	W.....	89-68
N5.....	at SMU	W.....	91-70
D8.....	Montana St.	W.....	86-62
D16.....	4-Illinois	W.....	91-69

HISTORY



YEAR-BY-YEAR RESULTS



» The Sooners made their second consecutive trip to the Final Four in 2010. OU battled through a rash of injuries throughout the season to make a trip to San Antonio for the program's third Final Four appearance.

» 2006-07

Record: 28-5, 13-3 Big 12
Home 12-1, Away 12-3, Neutral 7-1
NCAA Sweet 16

N12.....	DePaul [20]	W.....	105-71
N17.....	1 - Eastern Kentucky.....	W.....	92-79
N18.....	1 - at Hawaii	W.....	76-56
N21.....	at UCLA [21]	W.....	77-68
N29.....	at Lamar	W.....	79-44
D2.....	at Tulsa	W.....	72-49
D7.....	at South Carolina	W.....	78-51
D10.....	Arkansas-Pine Bluff	W.....	87-42
D17.....	Northern Colorado	W.....	82-36
D30.....	Ohio St. [8]	L.....	74-67
D30.....	2 - New Mexico [25]	W.....	80-58
J3.....	Kansas St.	W.....	78-58
J6.....	Nebraska	W.....	77-69
J10.....	Baylor [9]	W.....	76-63
J17.....	at Oklahoma St.	W.....	76-60
J20.....	at Colorado	W.....	82-67
J22.....	Texas Tech	W (2OT).....	86-81
J24.....	Iowa St.	W.....	69-49
J27.....	Texas A&M [21]	L.....	54-52
J31.....	at Texas	L.....	67-62
F4.....	Oklahoma St.	W.....	78-63
F10.....	Texas A&M [16]	L.....	78-68
F12.....	Texas	W.....	78-58
F17.....	Texas Tech	W.....	70-67
F21.....	Kansas	W.....	76-70
F25.....	Missouri	W.....	72-57
F28.....	Baylor [16]	W.....	88-61
M7.....	3 - Texas	W.....	67-58
M8.....	3 - Baylor [18]	W.....	78-64
M10.....	3 - Iowa St.	W.....	67-60
M17.....	4 - Southeast Mo. St.	W.....	74-60
M19.....	4 - Marquette [22]	W.....	78-47
M25.....	5 - Mississippi	L.....	90-82

- 1 - Waikiki Beach Marriott Classic, Honolulu
- 2 - at Cox Convention Center, Oklahoma City
- 3 - Big 12 Championship, Oklahoma City
- 4 - NCAA 1st and 2nd Rounds, Austin, Texas
- 5 - NCAA Sweet 16, Dayton, Ohio

» 2007-08

Record: 22-9, 11-5 Big 12
Home 11-2, Away: 8-3, Neutral: 3-4
NCAA Second Round

N11.....	1 - vs. Maryland [4/4]	L.....	76-66
N15.....	2 - vs. Tennessee [1/1]	L.....	70-67

N22.....	3 - vs. Ariz. St. [14/13]	W.....	69-57
N23.....	3 - vs. Mississippi St.	W.....	88-73
N27.....	North Texas	W.....	79-42
D2.....	Arkansas St.	W.....	93-36
D5.....	at Illinois	W.....	77-67
D8.....	at Tulsa	W.....	67-47
D16.....	at Michigan St. [21/21]	W.....	66-55
D20.....	Central Arkansas.....	W.....	121-48
D30.....	South Carolina	W.....	95-63
J9.....	at Iowa St.	W.....	67-64
J12.....	at Okla. St. [25/24]	L.....	82-63
J16.....	Nebraska	W.....	80-72
D20.....	Baylor [6/7]	L.....	84-73
J23.....	Texas Tech	W.....	78-39
J27.....	Georgia [17/14]	W.....	65-57
J30.....	Kansas	W.....	67-51
F3.....	at Texas [25/25]	W.....	74-58
F6.....	at Missouri	W.....	64-57
F9.....	Colorado	W.....	82-66
F12.....	Texas A&M [20/20]	W.....	68-56
F17.....	at Baylor [8/8]	L.....	79-59
F20.....	at Kansas St. [15/15]	W.....	68-65
F23.....	Oklahoma St. [16/17]	W.....	81-71
F27.....	at Texas Tech	W.....	65-55
M2.....	Texas	L.....	65-50
M6.....	at Texas A&M [16/17]	L.....	73-59
M11.....	4 - Missouri.....	L (OT).....	70-64
M25.....	5 - Illinois St.	W.....	69-61
M35.....	5 - Notre Dame.....	L (OT).....	79-75

- 1 - St. Farm Classic (Chapel Hill, N.C.)
- 2 - ESPN Invitational (Tampa, Fla.)
- 3 - Caribbean Challenge (Cancun, Mexico)
- 4 - Big 12 Championship (Kansas City, Mo.)
- 5 - NCAA 1st and 2nd Rounds (W. Lafayette, Ind.)

» 2008-09

Record: 32-5, 15-1 Big 12
Home: 16-1, Away: 9-2, Neutral: 7-2
NCAA Final Four, Big 12 Champions

N15 ..	1-UC Riverside	W.....	88-57
N19 ..	1-Middle Tennessee	W.....	85-65
N21 ..	1-Arizona St. [18/17]	W.....	70-57
N23 ..	1-North Carolina [4/3]	L.....	79-80
N26 ..	Marist	W.....	83-57
N30 ..	at Connecticut [1/1]	L.....	106-78
D3 ..	Creighton	W.....	69-49
D7 ..	at Arkansas St.	W.....	87-57
D12 ..	2-CS-Bakersfield	W.....	105-84
D13 ..	2-California [9/7]	W.....	86-75
D21 ..	Tulsa	W.....	94-42
D30 ..	at Saint Louis	W.....	87-61

J4	N.C. Central	W.....	89-25
J10	at Nebraska	W.....	77-56
J14	Texas A&M St. [17/14]	W.....	64-48
J18	Texas A&M [8/6]	W.....	71-59
J21	at Colorado	W.....	72-58
J25	Texas [14/16]	W.....	89-69
J28	at Baylor [4/3]	W.....	56-51
J31	Missouri	W.....	78-56
F2	3-Tennessee [12/15]	W.....	80-70
F8	at Oklahoma St.	W.....	93-75
F11	Iowa St. [16/20]	W.....	58-49
F14	at Kansas	W.....	69-54
F17	at Texas Tech	W.....	80-72
F21	Baylor [5/5]	W.....	66-58
F23	at Texas A&M [12/14]	L.....	57-56
F28	Okla. St.	W.....	73-63
M4.....	Texas Tech	W.....	61-49
M8.....	at Texas [15/16]	W.....	74-62
M13 ..	4-Kansas	W.....	76-59
M14 ..	4-Texas A&M [10/9]	L.....	74-62
M22 ..	5-(16) Prairie View	W.....	76-47
M24 ..	5-(9) Georgia Tech	W.....	69-50
M29 ..	6-(4) Pittsburgh [15/16]	W.....	70-59
M31 ..	6-(6) Purdue	W.....	74-68
A5.....	7-(3) Louisville [7/7]	L.....	61-59

- 1-Preseason WNIT, Norman, Okla.
- 2-Basketball By the Bay Classic, San Jose, Calif.
- 3-At the Ford Center, Oklahoma City
- 4-Big 12 Championship, Oklahoma City
- 5-NCAA 1st and 2nd Rounds, Iowa City, Iowa
- 6-NCAA Oklahoma City Regional, Ford Center
- 7-NCAA Final Four, Scottrade Center, St. Louis

» 2009-10

Record: 27-11, 11-5 Big 12
Home: 13-3, Away: 8-5, Neutral: 6-3
NCAA Final Four

N13.....	Mercer	W.....	108-66
N15	Georgia (21)	L.....	62-51
N21.....	TCU	W.....	74-70
N26	1-South Carolina	W.....	75-67
N27.....	1-San Diego St. (23)	W.....	87-48
N28 ..	1-Notre Dame (5)	L.....	81-71
D3	UT Arlington	W.....	100-67
D5	Arkansas	W (OT).....	87-86
D9	Marist	W (OT).....	80-71
D10 ..	Army	W.....	59-46
D20 ..	Creighton.....	W.....	67-58
D30 ..	Cal St. Fullerton	W.....	95-76

HISTORY

YEAR-BY-YEAR RESULTS



J3.....	Tennessee (4).....	L.....	96-75
J9.....	Texas Tech.....	W.....	73-58
J13.....	Baylor (9).....	L.....	57-47
J17.....	Texas A&M (8).....	W.....	74-65
J20.....	Missouri.....	W.....	62-61
J23.....	Kansas.....	W.....	81-69
J27.....	Iowa St. (22).....	L.....	63-56
J30.....	Texas Tech.....	W.....	70-66
F3.....	Texas (17).....	L.....	75-57
F6.....	Oklahoma St. (10).....	W.....	77-66
F10.....	Baylor (11).....	W (OT).....	62-60
F13.....	Colorado.....	W.....	65-55
F15.....	Connecticut (1).....	L.....	76-60
F 21.....	Kansas St.....	W.....	64-58
F 24.....	Nebraska(3).....	L.....	80-64
F 27.....	Texas (14).....	W.....	75-60
M 2.....	Texas A&M (15).....	L.....	78-55
M 7.....	Oklahoma St. (20).....	W.....	95-62
M12.....	2-Baylor (16).....	W.....	59-54
M13.....	2-Oklahoma St. (20).....	W.....	74-69
M14.....	2-Texas A&M (11).....	L.....	74-67
M21.....	3-(14) South Dakota St.....	W.....	68-57
M23.....	3-(3-11) UALR.....	W.....	60-44
M28.....	4-(2) Notre Dame (7) W (OT).....	W.....	72-52
M30.....	4-(4) Kentucky (19).....	W.....	88-68
A4.....	5-(1) Stanford (2).....	L.....	73-66

- 1-U.S. Virgin Islands Paradise Jam, St. Thomas
- 2-Big 12 Championship, Kansas City
- 3-NCAA First & Second Rounds, Norman, Okla.
- 4-NCAA Regional, Kansas City
- 5-NCAA Women's Final Four, San Antonio

» 2010-11

Record: 23-12, 10-6 Big 12
Home: 15-8, Away: 5-8, Neutral: 3-2
NCAA Sweet 16

N13.....	at Milwaukee.....	W.....	76-59
N19.....	Western Illinois.....	W.....	84-43
N22.....	Fresno St.....	W.....	84-66
N26.....	1-UT Pan-American.....	W.....	116-66
N27.....	1-Gardner-Webb.....	W.....	84-75
N28.....	1-Prairie View A&M.....	W.....	78-55
D1.....	Sam Houston St.....	W.....	94-45
D5.....	at Ohio St.....	L.....	84-95
D8.....	Stephen F. Austin.....	W.....	84-57
D12.....	New Mexico.....	W.....	63-60
D19.....	at Arkansas.....	L.....	57-67
D29.....	Arkansas-Pine Bluff.....	W.....	118-52
J2.....	at TCU.....	L.....	69-76
J8.....	at Nebraska.....	W.....	70-50
J12.....	Kansas St.....	W.....	52-45
J16.....	at Texas.....	W (OT).....	71-67
J19.....	Texas Tech.....	W.....	71-61
J23.....	at Kansas.....	W.....	75-57
J26.....	Texas A&M.....	L.....	78-80
J29.....	at Oklahoma St.....	W.....	82-77
F2.....	at Baylor.....	L.....	70-92
F5.....	Iowa St.....	W.....	65-62
F9.....	at Texas A&M.....	L.....	71-92
F12.....	Missouri.....	W.....	69-47
F14.....	at UConn.....	L.....	45-86
F19.....	Texas.....	W.....	91-62
F23.....	at Colorado.....	L.....	68-73
F27.....	Baylor.....	L.....	81-82
M2.....	Oklahoma St.....	W.....	81-66
M5.....	at Texas Tech.....	L.....	56-61
M9.....	2-vs Texas Tech.....	W.....	71-69
M11.....	2-vs Texas A&M.....	L.....	68-81
M22.....	3-vs James Madison.....	W.....	86-72
M22.....	3-vs Miami.....	W.....	88-83
M26.....	4-vs Notre Dame.....	L.....	53-78

- 1- Basketball Travelers Invitational (Norman, Okla.)
- 2- Big 12 Championship (Kansas City, Mo.)
- 3- NCAA First/Second Rounds (Charlottesville, Va.)
- 4- NCAA Regional Semifinal (Dayton, Ohio)

» 2011-12

Record: 21-13, 11-7 Big 12
Home: 11-5; Away: 5-7; Neutral: 5-1
NCAA Second Round

N13.....	Sacramento St.....	W.....	117-55
N19.....	at New Mexico.....	W.....	58-56
N25.....	1-Liberty.....	W.....	76-45
N26.....	1-Vanderbilt.....	L.....	66-78
D4.....	Ohio St. [18/17].....	L.....	63-69
D8.....	Fresno St.....	L.....	66-69
D11.....	Milwaukee.....	W.....	72-50
D18.....	2-Ohio.....	W.....	89-57
D19.....	2-Syracuse.....	W.....	82-63
D20.....	2-Xavier.....	W.....	73-51
D28.....	TCU.....	W.....	82-54
J4.....	Iowa St.....	W.....	80-51
J8.....	Texas A&M [9/8].....	L.....	58-75
J11.....	Texas Tech [10/14].....	W.....	71-68
J14.....	Oklahoma St.....	L.....	63-66
J17.....	Kansas St. [23/22].....	W.....	65-57
J21.....	Texas.....	W.....	73-67
J26.....	Baylor [1/1].....	L.....	58-89
J28.....	Missouri.....	W.....	62-59
J31.....	Kansas [NR/25].....	W (OT).....	74-68
F4.....	Oklahoma St.....	W.....	80-71
F6.....	Baylor [1/1].....	L.....	54-81
F11.....	Missouri.....	W.....	64-60
F13.....	Connecticut [2/3].....	L.....	55-73
F15.....	Kansas St.....	W.....	68-62
F18.....	Iowa St.....	L.....	71-77
F21.....	Texas A&M [14/11].....	W.....	64-55
F25.....	Texas.....	L.....	62-87
F29.....	Texas Tech.....	W.....	71-62
M4.....	Kansas.....	L.....	77-83
M8.....	3-Missouri.....	W.....	70-59
M9.....	3-Texas A&M [22/14].....	L.....	66-79
M18.....	4-Michigan.....	W.....	88-67
M20.....	4-St. John's [21/14].....	L.....	70-74

- 1- Vanderbilt Tournament, Nashville, Tenn.
- 2- Duell in the Desert, Las Vegas, Nev.
- 3- Big 12 Championship, Kansas City
- 4- NCAA First and Second Rounds, Norman

» 2012-13

Record: 24-11, 11-7 Big 12
Home: 13-4, Away: 6-5, Neutral: 5-2
NCAA Sweet 16

N10.....	at Creighton.....	W.....	69-48
N14.....	UCLA.....	L.....	80-86
N15.....	Saint Louis.....	W.....	68-33
N23.....	1-vs Arkansas.....	W.....	73-70
N24.....	1-vs Oregon.....	W.....	100-61
N25.....	1-at Hawai'i.....	W.....	74-49
N29.....	Northwestern St.....	W.....	96-35
D2.....	Marist.....	W.....	68-55
D6.....	North Texas.....	W.....	71-68
D16.....	Vanderbilt.....	L.....	63-76
D20.....	UC Riverside.....	W.....	70-46
D29.....	CSU Northridge.....	W.....	79-57
J2.....	West Virginia.....	W.....	71-68
J5.....	at Texas.....	W.....	78-70
J9.....	at TCU.....	W.....	85-79
J12.....	Texas Tech.....	W.....	65-55
J15.....	at Iowa St.....	L.....	61-82
J19.....	Texas.....	W.....	69-56
J26.....	at Baylor.....	L.....	65-82
F30.....	TCU.....	W.....	74-53
J3.....	at West Virginia.....	L.....	63-82
F6.....	at Kansas St.....	W.....	74-68
F10.....	Oklahoma St.....	W.....	80-61
F14.....	Iowa St.....	L.....	68-72
F17.....	at Kansas.....	L.....	71-81
F20.....	Kansas St.....	W.....	72-57
F23.....	at Oklahoma St.....	L.....	62-83
F25.....	Baylor.....	L.....	64-86
M2.....	Kansas.....	W.....	85-77
M4.....	at Texas Tech.....	W.....	77-73
M9.....	2-vs West Virginia.....	W.....	65-64

M10.....	2-vs Iowa St.....	L.....	60-79
M23.....	3-vs Central Michigan.....	W.....	78-73
M25.....	3-vs UCLA.....	W.....	85-72
M31.....	4-vs Tennessee.....	L.....	59-74

- 1- Rainbow Wahine Showdown (Honolulu, Hawaii)
- 2- Big 12 Championship (Dallas, Texas)
- 3- NCAA First and Second Rounds (Columbus, Ohio)
- 4- NCAA Regional (Oklahoma City.)

» 2013-14

Record: 18-15, 9-9 Big 12
Home: 14-5, Away: 4-8, Neutral: 0-2
NCAA First Round

N8.....	1-Stetson.....	W.....	78-60
N10.....	1-Wichita St.....	W.....	89-70
N14.....	1-(25) Gonzaga.....	W.....	82-78
N17.....	1-(5) Louisville.....	L (OT).....	92-97
N20.....	UT-Arlington.....	W.....	99-46
N24.....	at UCLA.....	L.....	76-82
D1.....	Creighton.....	W.....	80-52
D4.....	Western Illinois.....	W.....	97-80
D8.....	(2) Duke.....	L.....	85-94
D15.....	UMES.....	W.....	105-46
D18.....	2-at Fairfield.....	W.....	79-51
D21.....	at Marist.....	L.....	69-76
D29.....	Samford.....	W.....	66-35
J2.....	at Texas Tech.....	W.....	68-38
J5.....	(14) Iowa St.....	L (OT).....	75-82
J8.....	at Texas.....	L (OT).....	74-79
J11.....	Kansas St.....	W.....	61-50
J18.....	at West Virginia.....	L.....	63-77
J21.....	at (20) Iowa St.....	W.....	75-54
J25.....	TCU.....	W.....	63-52
J29.....	at Kansas St.....	L.....	78-86
F1.....	(11) Oklahoma St.....	W.....	81-74
F3.....	(7) Baylor.....	L.....	67-81
F9.....	at Kansas.....	W.....	81-71
F13.....	(13) West Virginia.....	L.....	75-76
F16.....	at (12) Oklahoma St.....	L.....	57-73
F19.....	Texas.....	W.....	64-63
F22.....	Kansas.....	W.....	64-61
F24.....	at (5) Baylor.....	L.....	89-96
M1.....	at TCU.....	L.....	66-76
M3.....	Texas Tech.....	W.....	87-32
M8.....	3-Texas.....	L.....	72-82
M22.....	4-(23) DePaul.....	L.....	100-104

- 1- Preseason WNIT, Campus Sites (Norman, Okla.)
- 2- at Webster Bank Arena, Bridgeport, Conn.
- 3- Big 12 Championship (Oklahoma City)
- 4- NCAA First Round (Durham, N.C.)

» 2014-15

Record: 21-12, 13-5 Big 12
Home: 12-1, Away: 6-8, Neutral: 3-3
NCAA Second Round

N14.....	Washington.....	W.....	90-80
N18.....	Lamar.....	W.....	100-73
N21.....	Bradley.....	W.....	104-55
N27.....	1-South Florida.....	L.....	68-83
N28.....	1-Kentucky.....	L (OT).....	88-92
N29.....	1-Illinois.....	W(2OT).....	78-76
D7.....	at North Texas.....	W.....	68-39
D14.....	at UALR.....	L.....	62-66
D17.....	at (13) Duke.....	L.....	72-92
D21.....	2-Arkansas.....	L.....	64-71
D30.....	Yale.....	W.....	71-54
J4.....	West Virginia.....	W.....	71-60
J7.....	at Kansas.....	W.....	69-57
J10.....	at Texas Tech.....	W.....	75-58
J14.....	(5) Texas.....	W.....	70-59
J17.....	at TCU.....	W.....	97-81
J19.....	Oklahoma St.....	W.....	73-54

HISTORY



YEAR-BY-YEAR RESULTS

J24 Texas Tech W 70-64
J29 at (13) Texas L (OT) 81-84
F1 at West Virginia L 69-78
F4 Iowa St. W 75-66
F7 Kansas St. W 66-58
F11 at (3) Baylor L 89-66
F14 TCU W 77-54
F17 at Iowa St. L (OT) 76-84
F21 at Kansas St. W 73-64
F25 (3) Baylor W 68-64
F28 Kansas L 58-65
M2 at Oklahoma St. W 66-56
M7 3 - West Virginia W 67-55
M8 3 - Texas L 46-59
M21 4-Quinnipiac W 111-84
M23 4-(17) Stanford L 76-86

- 1 - Paradise Jam Tournament (Virgin Islands)
- 2 - SEC/Big 12 Challenge (Little Rock, Ark.)
- 3 - Big 12 Championship (Dallas, Texas)
- 4 - NCAA First/Second Rounds (Stanford, Calif.)

» 2015-16

Record: 22-11, 11-7 Big 12
 Home: 11-3 Away: 7-6, Neutral: 4-2
 NCAA Second Round

N13 Winthrop W 78-48
N16 North Texas L 57-61
N19 BYU W 73-47
N22 at Bradley W 79-46
N26 1-vs. Utah W 70-55
N28 1-vs. Boston College W 76-61
D2 Little Rock W 65-52
D6 at Washington W 71-68
D9 at Tulsa W 75-62
D13 UTSA W 80-41
D20 2-vs. (18) Texas A&M L 68-74
D30 Kansas W 67-44
J3 at (4) Baylor L 68-78
J6 at TCU W 78-65
J10 Kansas St. W 68-58
J16 at Oklahoma St. L 42-73
J20 Texas Tech W 92-53
J23 at (6) Texas L 76-83
J27 West Virginia W 57-54
J30 at Iowa St. W 77-71
F3 (25) Oklahoma St. L 69-71
F6 TCU W 77-64
F9 at Kansas St. L 71-87
F14 (6) Texas W 74-56
F17 at (24) West Virginia L 55-63
F20 at Kansas W 72-66
F22 (4) Baylor L 70-78
F27 Iowa St. W 85-54
M1 at Texas Tech W 70-60
M5 3-vs. Oklahoma St. W 61-43
M6 3-vs. (4) Baylor L 57-84
M19 4-vs. Purdue W 61-45
M21 4-at (12) Kentucky L 58-79

- 1 - Junkanoo Jam (Freeport, Bahamas)
- 2 - SEC/Big 12 Challenge (Oklahoma City)
- 3 - Big 12 Championship (Oklahoma City)
- 4 - NCAA First and Second Rounds (Lexington, Ky.)

» 2016-17

Record: 23-10, 13-5 Big 12
 Home: 14-2, Away: 6-5, Neutral: 3-3
 NCAA Second Round

N13 Southern Illinois W 80-48
N16 Little Rock W 68-58
N19 at BYU W 68-61
N23 South Dakota St. W 74-60
N27 Colorado St. W 70-55
D1 1-at (17) Kentucky L 82-68
D4 Oral Roberts L 74-67

D8 UTRGV W 92-59
D11 Tulsa W 85-68
D19 2-Xavier W 81-69
D20 2-California L 82-74
D21 2-Portland St. W 74-60
D29 at Kansas W 84-54
J1 TCU W 87-72
J4 (25) Kansas St. W (OT) 85-80
J8 at (17) West Virginia L 83-73
J11 at Iowa St. W 67-57
J14 Texas Tech W 66-45
J17 at (12) Texas L 86-68
J22 Oklahoma St. W 68-62
J25 Iowa St. W 78-63
J29 at (2) Baylor L 92-58
F1 Kansas W 89-52
F4 at Oklahoma St. W 66-60
F7 West Virginia W (2OT) 90-87
F11 Texas Tech W 64-56
F18 (8) Texas W 74-73
F21 Kansas St. L 79-71
F25 at TCU W 73-64
F27 (2) Baylor L 103-64
M4 3-West Virginia L 82-58
M18 4-Gonzaga W 75-62
M20 4-(12) Washington L 108-82

- 1 - SEC/Big 12 Challenge (Lexington, Ky.)
- 2 - Puerto Rico Classic (Las Vegas, Nev.)
- 3 - Big 12 Championship (Oklahoma City)
- 4 - NCAA First and Second Rounds (Seattle, Wash.)

» 2017-18

Record: 16-15, 11-7 Big 12
 Home: 10-4, Away: 6-8, Neutral: 0-3
 NCAA First Round

N10 Belmont W 96-73
N13 at DePaul L (OT) 108-111
N17 SMU W 87-75
N21 at Colorado St. W 78-46
N25 1-at (10) Oregon L 74-92
N28 at Little Rock L 56-68
D3 2-Florida L 61-80
D6 at South Dakota St. L 61-67
D9 (16) South Florida W 79-74
D16 New Mexico W 105-63
D19 3-vs. (1) Connecticut L 64-88
D28 (8) Texas L 74-88
D31 at Iowa St. W 74-69
J4 TCU W 84-71
J7 at (20) Oklahoma St. L 82-96
J10 at Texas Tech W 73-52
J14 (5) Baylor L 52-74
J17 at Kansas St. W 76-71
J20 (24) Oklahoma St. L 67-70
J24 Kansas W 97-64
J27 at (24) TCU L 58-62
J31 Kansas St. W 68-49
F3 (21) West Virginia W 76-57
F5 at (3) Baylor L 65-74
F10 at Kansas W 72-52
F17 at West Virginia W (OT) 79-77
F21 Iowa St. W 80-71
F24 Texas Tech W 79-61
F27 at (7) Texas L 66-79
M3 4-vs. TCU L 83-90
M16 5-vs. DePaul L 79-90

- 1 - PK80 Invitational (Eugene, Ore.)
- 2 - Big 12/SEC Challenge (Norman, Okla.)
- 3 - Women's Holiday Showcase (Uncasville, Conn.)
- 4 - Big 12 Championship (Oklahoma City)
- 5 - NCAA First and Second Rounds (College Station, Texas)

» 2018-19

Record: 8-22, 4-14 Big 12
 Home: 6-8, Away: 2-11, Neutral: 0-3

N9 Western Kentucky W 90-83
N15 Northwestern St. W 93-56
N18 at (21) South Florida L 70-87
N22 1-vs. UAB L 84-89
N23 1-vs. Clemson L 62-74
N28 at New Mexico L 84-88
D2 2-at Auburn L 79-95
D5 Central Arkansas W 65-52
D9 (20) DePaul L 76-87
D19 (1) Connecticut L 63-72
D22 at SMU W 77-61
J2 Texas Tech W 66-61
J5 at Kansas St. L 56-86
J9 at (11) Texas L 63-73
J13 West Virginia L 55-66
J19 at (18) Iowa St. L 78-104
J22 at TCU L 71-86
J27 (2) Baylor L 53-74
J30 at Kansas L 79-88
F2 (12) Texas L 56-66
F6 at Oklahoma St. L 74-84
F10 Kansas St. L 75-83
F13 Kansas W 78-67
F16 at (1) Baylor L 53-87
F20 (20) Iowa St. L 70-91
F23 at West Virginia W 80-69
F25 Oklahoma St. W 75-66
M2 TCU L 63-76
M5 at Texas Tech L 82-88
M8 3-vs. Texas Tech L 84-104

- 1 - Junkanoo Jam (Bimini, Bahamas)
- 2 - SEC/Big 12 Challenge (Auburn, Ala.)
- 3 - Big 12 Championship (Oklahoma City)

» 2019-20

Record: 12-18, 5-13 Big 12
 Home: 9-8, Away: 3-9, Neutral: 0-1

N8 Prairie View A&M W 94-48
N10 UAB W 82-75
N14 Missouri St. L 90-96
N20 Stephen F. Austin W 75-62
N23 at Houston L 69-85
N26 Abilene Christian W 78-65
N30 at Wichita St. L 83-88
D4 at Western Kentucky L 63-74
D7 (25) LSU W 90-68
D15 Sam Houston St. W 95-71
D17 Drake W 93-84
D22 (2) Connecticut L 53-97
J4 (6) Baylor L 56-77
J8 at Oklahoma St. W 77-75
J11 Iowa St. W 81-72
J15 at (17) WVU W 73-49
J19 TCU L 63-82
J22 at Texas Tech L (OT) 84-89
J25 at Kansas St. L 74-92
J28 Texas L 53-70
F2 at Kansas W (OT) 94-82
F5 West Virginia W 68-58
F8 at Iowa St. L 59-63
F11 Oklahoma St. L 69-73
F16 Kansas St. L (OT) 85-87
F22 at (2) Baylor L 69-101
F26 Kansas L 80-83
F29 at Texas L 76-86
M4 at TCU L 71-96
M7 Texas Tech L 94-106
M12 1-Oklahoma St. Canceled	

- 1 - Big 12 Championship (Kansas City) - Canceled due to COVID-19

HISTORY

YEAR-BY-YEAR RESULTS



» 2020-21

Record: 12-12, 9-8 Big 12
Home: 7-6, Away: 5-5, Neutral: 0-1

N25.....Houston.....L.....85-97
D6.....1-at Georgia.....L.....80-93
D10.....at Kansas.....L.....64-74
D13.....Texas St.....W.....52-40
D15.....Oklahoma St.....L.....53-66
D20.....South Dakota.....W.....80-73
D29.....UAPB.....W.....107-64
J3.....West Virginia.....L.....72-90
J6.....at Texas Tech.....W.....75-74
J19.....at (24) Iowa St.....L.....63-64
J23.....at (9) Baylor.....L.....61-84
J27.....Kansas.....W.....84-81
J31.....at Kansas St.....W.....80-78
F3.....Texas.....L.....58-69
F6.....at Oklahoma St.....L.....64-91
F9.....Iowa St.....W.....67-61
F13.....at (19) West Virginia.....W.....72-71
F21.....Baylor.....L.....66-77
F24.....at TCU.....W.....76-60
F27.....at Texas.....W (OT).....68-63
M1.....Texas Tech.....W.....88-79
M4.....TCU.....L.....79-83
M7.....Kansas St.....W.....90-81
M12.....2-Oklahoma St.....L (OT).....80-89

- 1 - Big 12/SEC Challenge
- 2 - Big 12 Championship (Kansas City)



JENNIE BARANCZYK
Years: 2022-Present
Record: 51-16 (.761)

» 2021-22

Record: 25-9, 12-6 Big 12
Home: 14-4, Away: 8-3, Neutral: 3-2
NCAA Second Round

N9.....at (RV) South Dakota.....W.....73-71
N12.....Arkansas St.....W.....101-89
N16.....Central Arkansas.....W.....78-54
N20.....1-(9) Oregon.....L.....98-93
N21.....1-Buffalo.....W.....93-72
N22.....1-Minnesota.....W.....88-69
N30.....at SMU.....W.....84-72
D4.....2-Mississippi St.....W.....94-63
D7.....Eastern Michigan.....W.....94-58
D10.....(16) BYU.....W (OT).....99-91
D21.....Utah.....W.....83-76
D29.....Wichita St.....W.....89-67
J2.....at Texas Tech.....W.....97-91
J5.....(12) Iowa St.....L.....81-71
J8.....at Kansas.....W.....82-68
J12.....(14) Baylor.....W.....83-77
J15.....TCU.....W.....100-71
J19.....at West Virginia.....W.....88-76
J23.....at (RV) Kansas St.....L.....94-65
J26.....Oklahoma St.....W.....84-58
J29.....(9) Texas.....W.....65-63
F2.....at (9) Baylor.....W.....78-77
F5.....West Virginia.....W (2OT).....101-99
F12.....at (16) Texas.....L.....78-63
F16.....Texas Tech.....L.....97-87
F19.....at (6) Iowa St.....L.....89-67
F23.....at TCU.....W.....92-57
F26.....Kansas St.....W.....72-69
M3.....at Oklahoma St.....W.....79-76
M5.....Kansas.....L.....73-67
M11.....3-(RV) Kansas.....W.....80-68
M12.....3-(4) Baylor.....L.....91-76
M19.....4-IUPUI.....W.....78-72
M21.....4-(21) Notre Dame.....L.....108-64

- 1 - Battle4Atlantis (Nassau, Bahamas)
- 2 - Big 12/SEC Challenge (Norman, Okla.)
- 3 - Big 12 Championship (Kansas City)
- 4 - NCAA 1st and 2nd Rounds (Norman)

» 2022-23

Record: 26-7, 14-4 Big 12
Home: 13-2, Away: 9-3, Neutral: 4-2
NCAA Second Round

N7.....Oral Robertson.....W.....105-94
N11.....(RV) SMU.....W.....97-64
N15.....at BYU.....W.....77-66
N16.....at (25) Utah.....L.....124-78
N20.....1-UT Arlington.....W.....89-80
N22.....at Arkansas St.....W.....95-70
N30.....Northwestern St.....W.....88-45
D4.....Ole Miss.....W.....69-59
D11.....Robert Morris.....W.....94-65
D18.....Southern.....W.....76-50
D21.....2 - (RV) Florida.....W.....95-79
D31.....at West Virginia.....W.....98-77
J3.....(23) Baylor.....L.....81-70
J8.....(11) Iowa St.....W.....82-79
J11.....at (RV) Texas Tech.....W.....89-79
J14.....(23) Kansas.....W.....80-74
J18.....at TCU.....W.....93-66
J21.....Oklahoma St.....W.....97-93
J25.....at (RV) Texas.....L.....78-58
J28.....at (18) Iowa St.....L.....86-78
J31.....TCU.....W.....101-78
F4.....West Virginia.....W.....93-68
F7.....at (RV) Baylor.....W.....98-92 (OT)
F12.....at Kansas St.....W.....85-68
F15.....Texas Tech.....W.....84-57
F19.....at Kansas.....W.....86-80
F25.....(19) Texas.....L.....67-45
M1.....Kansas St.....W.....90-86 (OT)
M4.....at Oklahoma St.....W.....80-71
M10.....3 - TCU.....W.....77-76
M11.....3 - Iowa St.....L.....82-72
M18.....4 - Portland.....W.....85-63
M20.....4 - (14) UCLA.....L.....82-73

- 1 - Maggie Dixon Classic (Fort Worth, Texas)
- 2 - Jumpman Invitational (Charlotte, N.C.)
- 3 - Big 12 Championship (Kansas City)
- 4 - NCAA 1st and 2nd Rounds (Los Angeles)
- 1 - Battle4Atlantis (Nassau, Bahamas)
- 2 - Big 12/SEC Challenge (Norman, Okla.)
- 3 - Big 12 Championship (Kansas City)
- 4 - NCAA 1st and 2nd Rounds (Norman)



SOONER COACHES

YEAR-BY-YEAR HEAD COACHES

Year	Coach	Overall			Conference			Finish	Postseason
		W	L	Pct	W	L	Pct		
1974-75	Amy Dahl	2	14	.125	-	-	-		
1975-76	Cathie Schweitzer	3	14	.176	-	-	-		
1976-77	Cathie Schweitzer	4	20	.167	-	-	-		
1977-78	Cathie Schweitzer	20	12	.625	-	-	-		
1978-79	Doyle Parrack	13	16	.448	-	-	-		
1979-80	Doyle Parrack	17	16	.515	-	-	-		
1980-81	Maura McHugh	21	11	.656	-	-	-		
1981-82	Maura McHugh	17	14	.548	-	-	-		
1982-83	Maura McHugh	17	11	.607	7	7	.500	4th	
1983-84	Maura McHugh	22	10	.688	8	6	.571	3rd	WNIT (1-2)
1984-85	Maura McHugh	23	7	.767	10	4	.714	2nd	
1985-86	Maura McHugh	24	7	.774	10	4	.714	1st	NCAA Sweet 16 (2-1)
1986-87	Maura McHugh	18	10	.643	6	7	.462	t5th	
1987-88	Valerie Goodwin-Colbert	14	13	.519	7	7	.500	5th	
1988-89	Valerie Goodwin-Colbert	11	16	.407	4	10	.286	8th	
1989-90	Valerie Goodwin-Colbert	7	22	.241	2	12	.143	t7th	
1990-91	Gary Hudson	10	18	.357	4	9	.308	7th	
1991-92	Gary Hudson	17	12	.586	7	7	.500	4th	
1992-93	Gary Hudson	12	15	.444	6	8	.429	6th	
1993-94	Burl Plunkett	18	12	.600	7	7	.500	5th	WNIT Champions (3-0)
1994-95	Burl Plunkett	22	9	.710	11	3	.786	2nd	NCAA Second Round (1-1)
1995-96	Burl Plunkett	12	15	.444	4	10	.286	7th	
1996-97	Sherri Coale	5	22	.185	1	15	.063	12th	
1997-98	Sherri Coale	8	19	.296	4	12	.250	9th	
1998-99	Sherri Coale	15	14	.517	8	8	.500	t5th	WNIT Second Round (1-1)
1999-00	Sherri Coale	25	8	.758	13	3	.813	1st	NCAA Sweet 16 (2-1)
2000-01	Sherri Coale	28	6	.824	15	1	.938	1st	NCAA Sweet 16 (2-1)
2001-02	Sherri Coale	32	4	.889	14	2	.875	1st	NCAA Runner-Up (5-1)
2002-03	Sherri Coale	19	13	.594	9	7	.563	t5th	NCAA First Round (0-1)
2003-04	Sherri Coale	24	9	.727	9	7	.563	6th	NCAA Second Round (1-1)
2004-05	Sherri Coale	17	13	.567	8	8	.500	t6th	NCAA First Round (0-1)
2005-06	Sherri Coale	31	5	.861	16	0	1.000	1st	NCAA Sweet 16 (2-1)
2006-07	Sherri Coale	28	5	.848	13	3	.813	t1st	NCAA Sweet 16 (2-1)
2007-08	Sherri Coale	22	9	.710	11	5	.688	t3rd	NCAA Second Round (1-1)
2008-09	Sherri Coale	32	5	.865	15	1	.938	1st	NCAA Final Four (4-1)
2009-10	Sherri Coale	27	11	.711	11	5	.688	t2nd	NCAA Final Four (4-1)
2010-11	Sherri Coale	23	12	.657	10	6	.625	t3rd	NCAA Sweet 16 (2-1)
2011-12	Sherri Coale	21	13	.618	11	7	.611	t2nd	NCAA Second Round (1-1)
2012-13	Sherri Coale	24	11	.686	11	7	.611	t2nd	NCAA Sweet 16 (2-1)
2013-14	Sherri Coale	18	15	.545	9	9	.500	t5th	NCAA First Round (0-1)
2014-15	Sherri Coale	21	12	.636	13	5	.722	2nd	NCAA Second Round (1-1)
2015-16	Sherri Coale	22	11	.667	11	7	.611	t4th	NCAA Second Round (1-1)
2016-17	Sherri Coale	23	10	.697	13	5	.722	3rd	NCAA Second Round (1-1)
2017-18	Sherri Coale	16	15	.516	11	7	.611	t3rd	NCAA First Round (0-1)
2018-19	Sherri Coale	8	22	.267	4	14	.222	t8th	
2019-20	Sherri Coale	12	18	.400	5	13	.278	9th	
2020-21	Sherri Coale	12	12	.500	9	8	.529	6th	
2021-22	Jennie Baranczyk	25	9	.736	12	6	.666	4th	NCAA Second Round (1-1)
2022-23	Jennie Baranczyk	26	7	.788	14	4	.778	t1st	NCAA Second Round (1-1)
TOTAL	9 Head Coaches	888	604	.595	373	276	.575	26	Postseason Appearances

» CAREER COACHING RECORDS (BY WINNING PCT.)

Coach	Seasons	Years	Overall			Conference		
			W	L	PCT	W	L	PCT
Baranczyk	2022-present	2	51	16	.761	26	10	.722
Coale	1997-2021	25	513	294	.636	254	165	.606
Plunkett	1994-96	3	52	36	.591	22	20	.524
Hudson	1991-93	3	39	45	.464	17	24	.415
Goodwin-Colbert	1988-90	3	32	51	.386	13	29	.310
McHugh	1981-87	7	142	70	.670	41	28	.594
Parrack	1979-80	2	30	32	.484	-	-	-
Schweitzer	1976-78	3	27	46	.370	-	-	-
Dahl	1975	1	2	14	.125	-	-	-

HISTORY



» ARKANSAS CLASSIC

Jonesboro, Ark.

1992-93

vs. Mercer W 69-60

» BASKETBALL TRAVELERS INVITATIONAL

Norman, Okla.

2010-11

vs. UT-Pan American W 116-66

vs. Gardner Webb W 84-75

vs. Prairie View A&M W 78-55

» BERTHA TEAGUE CLASSIC

1994-95 (Stillwater, Okla.)

vs. Rice W 89-59

vs. Minnesota W 74-64

1995-96 (Norman, Okla.)

vs. Oral Roberts W 63-40

vs. Grambling State W 100-66

1996-97 (Stillwater, Okla.)

vs. Oral Roberts W 62-50

vs. Southern Utah L 63-64

1998-99 (Norman, Okla.)

vs. Denver W 80-52

vs. Stephen F. Austin W 91-72

1999-90 (Norman, Okla.)

vs. Oral Roberts W 83-66

vs. Tulsa W 93-70

2000-01 (Tulsa, Okla.)

vs. Tulsa W 80-49

vs. Oral Roberts W 87-56

2001-02 (Stillwater, Okla.)

vs. Oral Roberts W 73-38

vs. Tulsa W 75-52

2002-03 (Tulsa, Okla.)

at Tulsa W 65-61

vs. Oral Roberts W 70-42

2003-04 (Oklahoma City, Okla.)

vs. Oral Roberts W 90-48

2004-05 (Tulsa, Okla.)

vs. Tulsa L 59-67

2005-06 (Stillwater, Okla.)

vs. Oral Roberts W 107-76

» BASKETBALL BY THE BAY

San Jose, Calif.

2008-09

vs. Cal State Bakersfield... W 105-84

vs. California W 86-75

» BATTLE 4 ATLANTIS

Nassau, Bahamas

2021-22

vs. Oregon L 98-83

vs. Buffalo W 93-72

vs. Minnesota W 88-69



» At the Basketball By the Bay event in 2008, Oklahoma rallied from 26 points down to defeat California, 86-75, in San Jose, Calif. The comeback ranked as the second-largest deficit overcome in NCAA Division I history.

» BIG 12/ACC CHALLENGE

2000-01

at North Carolina W 94-77

» BIG 12/SEC CHALLENGE

2003-04

vs. Tennessee L 55-71

2014-15 (Little Rock, Ark.)

vs. Arkansas L 64-71

2015-16 (Oklahoma City, Okla.)

vs. Texas A&M L 68-78

2016-17

at Kentucky L 68-82

2017-18

Florida L 61-80

2018-19

at Auburn L 79-95

2019-20

vs. LSU W 90-86

2020-21

at Georgia L 93-80

2021-22

vs. Mississippi State W 94-63

» BOWLING GREEN INV.

Bowling Green, Ky.

1985-86

vs. Middle Tennessee W 83-75

at Western Kentucky W 89-81

» BYU TOURNAMENT

Provo, Utah

1989-90

vs. Montana State L 80-86

at BYU L 77-108

» CANCUN CLASSIC

Cancun, Mexico

1998-99

vs. UAB L 61-62

vs. Coppin State W 103-74

» CAPITOL CLASSIC

Washington, D.C.

1993-94

vs. Illinois State W 69-56

at George Washington L 74-88

» CARDINAL CLASSIC

Stanford, Calif.

1987-88

vs. Simon Fraser W 83-66

at Stanford L 66-91



NON-CONFERENCE EVENTS

» CARIBBEAN CLASSIC

Cancun, Mexico

2007-08vs. Arizona State.....W.....69-57
vs. Mississippi State.....W.....87-73**» COACHES VS. CANCER CLASSIC**

Madison, Wis.

2000-01vs. Georgia.....L.....70-94
at Wisconsin.....L.....77-97**» DIAL CLASSIC**

Pullman, Wash.

1994-95vs. Utah.....W.....72-68
at Washington State.....W.....85-79**» DOMINO'S CLASSIC**

College Station, Texas

1990-91vs. Washington State.....L.....50-84
vs. Eastern Washington.....W.....82-71**» DUEL IN THE DESERT**

Las Vegas, Nev.

2011-12vs. Ohio.....W.....89-57
vs. Syracuse.....W.....82-63
vs. Xavier.....W.....73-51**» ESPNU INVITATIONAL**

Tampa, Fla.

2007-08

vs. Tennessee.....L.....67-70

» HAWAII REGENT CLASSIC

Honolulu, Hawaii

1999-00vs. Arizona.....L.....59-75
at Hawaii.....W.....67-53
vs. Tennessee Tech.....L.....64-74**» HOLIDAY CLASSIC**

Norman, Okla.

1993-94vs. Michigan.....W.....96-88
vs. Southern.....W.....100-72**» JUMPMAN INVITATIONAL**

Charlotte, N.C.

2022-23

vs. Florida.....W.....95-79

» JUNKANOO JAM**1995-96 (Nassau, Bahamas)**vs. Alabama.....L.....62-71
vs. VCU.....W.....84-52**2004-05 (Grand Bahama Island)**vs. Akron.....W.....88-40
vs. Iowa.....L.....47-54**2015-16 (Freeport, Bahamas)**vs. Utah.....W.....70-55
vs. Boston College.....W.....76-61**2018-19 (Bimini, Bahamas)**vs. UAB.....L.....84-89
vs. Clemson.....L.....62-74**» LADY AGGIE CLASSIC**

College Station, Texas

1979-80vs. McNeese State.....L.....46-61
vs. Baylor.....W.....66-48
vs. Memphis.....L.....53-54
vs. Texas A&M.....L.....53-71
vs. SW Missouri State.....W.....68-66**» LMU THANKSGIVING CLASSIC**

Los Angeles, Calif.

1997-98at Loyola Marymount.....W.....63-55
vs. North Carolina.....L.....61-68**» MAGGIE DIXON CLASSIC**

Fort Worth, Texas

2022-23

vs. UT Arlington.....W.....89-80

» MIAMI NEW YEAR'S CLASSIC

Miami, Fla.

1984-85vs. New Hampshire.....W.....73-42
vs. Rutgers.....L.....72-80
vs. St. Joseph's.....L.....75-76**1985-86**vs. Dayton.....W.....64-46
vs. James Madison.....W.....57-55
vs. La Salle.....W.....71-68**» NM STATE TOURNAMENT**

Las Cruces, N.M.

1977-78at New Mexico State.....W.....71-61
at New Mexico State.....L.....61-77
vs. New Mexico.....W.....75-74**1986-87**vs. UTSA.....W.....67-53
at New Mexico State.....W.....80-71**» NIKE CLASSIC**

Eugene, Ore.

2004-05

vs. Louisiana Tech.....W.....86-59

» NORTH TEXAS TOURNAMENT

Denton, Texas

1978-79at North Texas.....L.....62-80
vs. Texas A&M.....L.....49-58**1980-81**at North Texas.....W.....84-53
vs. Texas Southern.....L.....72-80**» ODWALLA CLASSIC**

San Francisco, Calif.

2005-06vs. Iowa.....W.....85-68
at San Francisco.....W.....53-51**» ORANGE BOWL CLASSIC**

Miami, Fla.

1992-93vs. Texas Tech.....L.....56-93
vs. Old Dominion.....L.....54-60
vs. Bucknell.....W.....84-60**» PARADISE JAM CLASSIC**

St. Thomas, U.S. V.I.

2009-10

vs. South Carolina.....W.....75-67

2014-15vs. South Florida.....L.....68-83
vs. Kentucky.....L (OT).....88-92
vs. Illinois.....W (2OT).....78-76**» PEPPERDINE INVITATIONAL**

Malibu, Calif.

2003-04vs. Siena.....W.....85-70
at Pepperdine.....W.....95-77**» PUERTO RICO CLASSIC**

Las Vegas, Nev.

2016-17vs. Xavier.....W.....81-69
vs. California.....L.....74-82
vs. Portland State.....W.....74-60**» PHILLIPS TOURNAMENT**

Enid, Okla.

1977-78vs. Tulsa.....W.....95-52
at Phillips.....L.....75-84**» PHOENIX CLASSIC**

Enid, Okla.

1989-90vs. Eastern Illinois.....L.....88-110
vs. Northern Iowa.....W.....78-76**» PK80 INVITATIONAL**

Eugene, Ore.

2017-18

at Oregon.....L.....74-92

» PRESEASON WNIT**1994-95**

at Montana.....L.....64-76

2005-06Wisconsin-Milwaukee.....W.....89-57
SMU.....W.....80-43
at New Mexico.....W.....74-63
at Connecticut.....L.....62-82

HISTORY



» Oklahoma participated in the PK80 Invitational in 2017, a one-time event honoring Nike founder Phil Knight. The Sooners were one of four teams to play in the event, taking on Oregon in Eugene, Ore.

2008-09

UC-Riverside W 88-57
 Middle Tennessee W 85-65
 Arizona State W 70-57
 North Carolina L 79-80

2013-14

Stetson W 78-60
 Wichita State W 89-70
 Gonzaga W 82-78
 Louisville L (OT) 92-97

2019-20

Prairie View A&M W 94-48
 UAB W 82-75
 Missouri State L 90-96

» RAINBOW WAHINE CLASSIC

Honolulu, Hawaii

1987-88

vs. Penn State L 63-86
 vs. California L 66-81
 vs. Northern Arizona L 47-68

1991-92

at Hawaii L 82-95
 vs. Howard W 81-61

2002-03

vs. Fordham W 90-62
 vs. North Carolina W 66-63
 vs. Connecticut L 60-73

2012-13

vs. Arkansas W 73-70
 vs. Oregon W 100-61
 at Hawaii W 74-49

» REDSTORM CHRISTMAS INVITE

Jamaica, N.Y.

1996-97

vs. Memphis L 65-71
 vs. Northeastern W 76-54

» SHOCKER CLASSIC

Wichita, Kan.

1976-77

at Wichita State L 58-70
 vs. Simpson W 88-69
 vs. Colorado State L 56-59

» SOONER THANKSGIVING CLASSIC

Norman, Okla.

1989-90

Sam Houston State L 86-90
 Arkansas State W 102-73

» STATE FARM TIP-OFF CLASSIC

2001-02 (Durham, N.C.)

vs. Purdue W 80-75

2002-03 (Knoxville, Tenn.)

at Tennessee L 68-94

2007-08 (Chapel Hill, N.C.)

vs. Maryland L 66-76

» SW MISSOURI ST. TOURNAMENT

Springfield, Mo.

1978-79

vs. NW Missouri State L 44-74
 vs. Wichita State W 61-50
 vs. Texas A&M L 45-52

1979-80

vs. Wichita State W 62-56
 vs. Omaha W 67-40
 vs. Southern Illinois W 58-46

» UTSA CLASSIC

San Antonio, Texas

1997-98

vs. Stephen F. Austin L 58-82
 at UTSA W 66-53

» VANDERBILT INVITATIONAL

Nashville, Tenn.

2011-12

vs. Liberty W 76-45
 at Vanderbilt W 66-78

» WAKI BEACH MARRIOTT CLASSIC

Honolulu, Hawaii

2006-07

vs. Eastern Kentucky W 92-79
 at Hawaii W 76-56

» WASHINGTON TOURNAMENT

Seattle, Wash.

1986-87

vs. Notre Dame W 57-54
 at Washington L 64-83

» WASH. ST. TOURNAMENT

Pullman, Wash.

1983-84

vs. Southern Illinois L 62-82
 vs. Portland State W 85-67

» WOMEN'S HOLIDAY SHOWCASE

Uncasville, Conn.

2017-18

vs. Connecticut L 64-88

2019-20

vs. Connecticut L 53-97



RECORDS BY CONFERENCE

AMERICA EAST (3-0)		
Hartford	2	0
New Hampshire	1	0
AAC (82-26)		
North Texas	21	3
Memphis	0	2
Rice	2	0
SMU	10	5
South Florida	1	2
Tulane	1	1
Tulsa	26	2
UAB	1	2
UTSA	6	0
Wichita State	14	7
ACC (12-13)		
Boston College	1	0
Clemson	0	1
Duke	1	2
Georgia Tech	1	0
Louisville	0	2
Miami	2	2
North Carolina	2	2
Notre Dame	2	4
Pittsburgh	2	0
Syracuse	1	0
ATLANTIC 10 (6-3)		
Dayton	1	0
Fordham	1	0
George Washington	0	2
La Salle	1	0
St. Joseph's	0	1
Saint Louis	2	0
VCU	1	0
A-SUN (5-0)		
Central Arkansas	2	0
Eastern Kentucky	1	0
Stetson	1	0
BIG 12 (351-265)		
Baylor	29	35
BYU	7	1
Houston	2	2
Iowa State	42	31
Kansas	46	33
Kansas State	45	30
Oklahoma State	67	47
Texas	27	39
TCU	28	11
Texas Tech	42	27
West Virginia	16	9
BIG EAST (11-18)		
Butler	1	0
Creighton	5	0
Connecticut	0	13
DePaul	1	4
Marquette	1	0
St. John's	0	1
Villanova	1	0
Xavier	2	0

BIG SKY (7-3)		
Eastern Washington	1	0
Montana	0	1
Montana State	2	1
Northern Arizona	1	1
Northern Colorado	1	0
Portland State	1	0
Sacramento State	1	0
BIG SOUTH (2-0)		
Gardner-Webb	1	0
Winthrop	1	0
BIG TEN (42-35)		
Illinois	3	1
Iowa	1	2
Maryland	0	1
Michigan	2	0
Michigan State	1	1
Minnesota	3	0
Nebraska	27	23
Ohio State	0	4
Penn State	1	1
Purdue	4	0
Rutgers	0	1
Wisconsin	0	1
BIG WEST (9-2)		
Cal State Bakersfield	1	0
Cal State Fullerton	1	0
Cal State Northridge	0	0
California-Riverside	2	0
Hawaii	3	1
UC Santa Barbara	1	1
COLONIAL (1-0)		
Northeastern	1	0
C-USA (13-8)		
Liberty	1	0
Louisiana Tech	1	4
Middle Tennessee	2	0
New Mexico State	3	2
Sam Houston	4	1
Western Kentucky	2	1
IVY (1-0)		
Yale	1	0
HORIZON (5-0)		
IUPUI	1	0
Milwaukee	3	0
Robert Morris	1	0
METRO ATL. (7-1)		
Fairfield	1	0
Marist	4	1
Siena	1	0
Quinnipiac	1	0

MID-AMERICAN (5-0)		
Akron	1	0
Buffalo	1	0
Central Michigan	1	0
Eastern Michigan	1	0
Ohio	1	0
MEAC (3-0)		
Howard	1	0
Md. Eastern Shore	1	0
N. Carolina Central	1	0
MVC (14-8)		
Belmont	1	0
Bradley	2	0
Drake	1	3
Illinois State	3	0
Missouri State	4	4
Northern Iowa	1	0
Southern Illinois	2	1
MWC (17-7)		
Colorado State	4	1
Fresno State	1	1
New Mexico	10	3
San Diego State	1	1
UNLV	1	1
OHIO VALLEY (12-4)		
Eastern Illinois	0	1
Eastern Kentucky	1	0
Little Rock	6	2
SE Missouri State	4	0
Tennessee Tech	1	1
PAC-12 (36-57)		
Arizona	0	2
Arizona State	2	1
California	1	3
Colorado	22	34
Oregon	1	2
Southern California	0	1
Stanford	2	5
UCLA	3	4
Utah	2	1
Washington	2	3
Washington State	1	1
PATRIOT (4-0)		
Army	1	0
Boston University	1	0
Bucknell	1	0
Loyola (Md.)	1	0
SEC (80-77)		
Alabama	0	1
Arkansas	10	7
Auburn	0	1
Florida	1	1
Georgia	1	5
Kentucky	1	3
LSU	1	0
Mississippi State	2	0
Ole Miss	2	2

Missouri	30	29
South Carolina	3	0
Tennessee	1	5
Texas A&M	27	21
Vanderbilt	1	2
SOUTHERN (3-1)		
Chattanooga	0	1
Mercer	2	0
Samford	1	0
SOUTHLAND (8-1)		
Lamar	2	0
McNeese	2	1
Northwestern State	3	0
SE Louisiana	1	0
SUMMIT (30-16)		
Denver	2	0
UMKC	1	0
Omaha	1	0
Oral Roberts	22	15
South Dakota	2	0
South Dakota State	2	1
SUN BELT (13-4)		
Arkansas State	6	1
Georgia State	1	0
James Madison	2	0
Louisiana-Monroe	2	2
Old Dominion	0	1
Texas State	2	0
SWAC (19-3)		
Arkansas-Pine Bluff	3	0
Grambling	1	0
Jackson State	1	0
Miss. Valley State	0	1
Prairie View A&M	9	0
Southern	2	1
Texas Southern	3	1
WAC (24-8)		
Abilene Christian	2	0
Stephen F. Austin	6	4
Southern Utah	0	1
UT-Arlington	11	3
UTRGV	5	0
WEST COAST (14-2)		
Gonzaga	2	0
Loyola Marymount	1	1
Pepperdine	3	1
Portland	2	0
San Diego	4	0
San Francisco	1	0
UMKC	1	0

*Includes current Division I teams
2023-24 realignment updated*

HISTORY

RECORD BY LOCATION



ARIZONA (1-3)

	W	L
Arizona State	0	1
Northern Arizona	0	1
Marist	1	0
Stanford	0	1

ARKANSAS (7-9)

Arkansas	3	6
Arkansas State	2	1
Little Rock	1	2
Mercer	1	0

BAHAMAS (6-3)

Alabama	0	1
Akron	1	0
Buffalo	1	0
Boston College	1	0
Iowa	0	1
Minnesota	1	0
Oregon	0	1
Utah	1	0
VCU	1	0

CALIFORNIA (15-12)

California	1	0
Cal State Bakersfield	1	0
Fresno State	0	1
Iowa	1	0
Loyola Marymount	1	1
Pepperdine	2	1
Portland	1	0
Quinnipiac	1	0
San Diego	2	0
San Diego State	0	1
Siena	1	0
Simon Fraser	1	0
Southern California	0	1
Stanford	0	2
UCLA	1	3
UC Santa Barbara	1	1

COLORADO (10-20)

BYU	1	0
Colorado	6	17
Colorado State	1	0
Denver	1	0
Iowa State	0	1
Kansas	0	1
Oklahoma State	0	1
Pepperdine	1	0

CONNECTICUT (1-5)

Connecticut	0	6
Fairfield	1	0

FLORIDA (6-8)

Boston University	1	0
Bucknell	1	0
Dayton	1	0
Iowa	0	1
James Madison	1	0
La Salle	1	0
Miami (Fla.)	0	2
New Hampshire	1	0
Old Dominion	0	1
Rutgers	0	1
St. Joseph's	0	1
Tennessee	0	1
Texas Tech	0	1

GEORGIA (0-3)

Georgia	0	3
---------	---	---

HAWAII (10-6)

Arizona	0	1
Arkansas	1	0
California	0	1
Connecticut	0	1
Eastern Kentucky	1	0
Fordham	1	0
Hawaii	3	1
Howard	1	0
North Carolina	1	0
Northern Arizona	1	0
Oregon	1	0
Penn State	0	1
Tennessee Tech	0	1

IDAHO (2-0)

Colorado	1	0
Texas Tech	1	0

ILLINOIS (4-2)

Bradley	1	0
DePaul	0	1
Illinois	1	1
Illinois State	1	0
Southern Illinois	1	0

INDIANA (3-1)

BYU	1	0
Illinois State	1	0
Notre Dame	0	1
Purdue	1	0

IOWA (15-18)

Drake	0	1
Georgia Tech	1	0
Iowa State	13	17
Prairie View A&M	1	0

KANSAS (46-52)

Colorado	0	4
Colorado State	0	1
Kansas	18	18
Kansas State	17	17
Missouri	2	3
Nebraska	2	1
Oklahoma State	1	3
Simpson	1	0
Wichita State	4	6

KENTUCKY (3-2)

Middle Tennessee	1	0
Kentucky	0	2
Purdue	1	0
Western Kentucky	1	1

LOUISIANA (3-4)

Louisiana-Monroe	0	1
Louisiana Tech	0	2
Loyola (Md.)	1	0
McNeese State	1	0
Southeastern La.	1	0
Tulane	0	1

MEXICO (2-1)

Arizona State	1	0
Mississippi State	1	0
UAB	0	1

MICHIGAN (1-0)

Michigan State	1	0
----------------	---	---

MINNESOTA (1-0)

Minnesota	1	0
-----------	---	---

MISSISSIPPI (0-1)

Ole Miss	0	1
----------	---	---

MISSOURI (31-36)

Baylor	2	1
Colorado	1	1
Iowa State	2	2
Kansas	3	0
Kansas State	1	2
Louisville	0	1
Missouri	12	18
Missouri State	2	2
Omaha	1	0
NW Missouri State	0	1
Notre Dame	1	0
Oklahoma State	2	2
Saint Louis	1	0
Texas	0	2
Texas A&M	1	4
TCU	1	0
Wichita State	2	0

MONTANA (1-1)

Montana	0	1
Montana State	1	0

NEBRASKA (10-18)

Colorado	0	1
Creighton	2	0
Iowa State	0	1
Nebraska	8	16

NEVADA (6-1)

California	0	1
Ohio	1	0
Portland State	1	0
Syracuse	1	0
UNLV	1	0
Xavier	2	0

NEW MEXICO (8-2)

New Mexico	5	1
New Mexico State	2	1
UTSA	1	0

NEW YORK (3-2)

Army	1	0
Marist	1	1
Memphis	0	1
Northeastern	1	0

NORTH CAROLINA (3-3)

DePaul	0	1
Duke	0	1
Florida	1	0
Maryland	0	1
North Carolina	1	0
Purdue	1	0

OHIO (2-3)

Central Michigan	1	0
Notre Dame	0	1
Ole Miss	0	1
Ohio State	0	2
UCLA	1	0

OKLAHOMA (531-230)

Abilene Christian	2	0
Arizona State	1	0
Arkansas	6	2
Arkansas-Little Rock	4	0
Arkansas-Pine Bluff	3	0
Arkansas State	3	0
Baylor	13	15
Belmont	0	1



RECORD BY LOCATION

HISTORY

OKLAHOMA CONT'D (531-230)

Bradley	1	0
BYU	2	0
California-Riverside	2	0
Cal State Fullerton	1	0
Cal State Northridge	1	0
Cameron	4	0
Central Arkansas	2	0
Central Michigan	1	0
Central Missouri State	0	1
Central Oklahoma	4	5
Colorado	12	10
Colorado State	2	1
Connecticut	0	2
Creighton	2	0
Denver	1	0
DePaul	1	0
Drake	1	2
Duke	0	1
East Central (Okla.)	3	3
Eastern Michigan	1	0
Eastern New Mexico	1	0
Emporia State	1	0
Florida	0	1
Fresno State	1	0
Gardner-Webb	1	0
George Washington	0	1
Georgia	1	1
Georgia State	1	0
Gonzaga	1	0
Grambling	1	0
Hartford	1	0
Henderson State	1	0
Houston	1	1
Illinois	2	0
IUPUI	1	0
Iowa State	29	6
Jackson State	1	0
Kansas	21	13
Kansas State	24	10
Lamar	2	0
Louisiana-Monroe	2	1
Louisiana Tech	0	1
Louisville	0	1
LSU	1	0
Marist	2	0
Maryland Eastern Shore	1	0
McNeese State	1	0
Mercer	1	0
Miami (Fla.)	1	0
Michigan	2	0
Michigan State	0	1
Middle Tennessee	1	0
Midwestern State	1	0
Milwaukee	2	0
Minnesota	1	0
Ole Miss	2	0
Mississippi State	1	0
Mississippi Valley State	0	1
Missouri	16	9
UMKC	1	0
Missouri State	3	2
Montana State	1	0
Nebraska	16	6
New Mexico	4	1
New Mexico State	0	1
North Carolina	0	1
North Carolina Central	1	0
North Texas	12	1
Northeastern State	2	1
Northern Colorado	1	0
Northern Oklahoma	0	2
Northwestern State	2	0
NW Oklahoma State	2	6
Notre Dame	0	1

Ohio State	0	2
Oklahoma Baptist	4	0
Oklahoma Christian	1	0
Oklahoma City	9	0
Oklahoma State	64	37
Oral Roberts	22	15
Phillips	3	5
Pittsburgh	1	0
Prairie View A&M	1	0
Rice	2	0
Robert Morris	1	0
Sacramento State	1	0
St. Gregory's	0	2
St. John's	0	1
Saint Louis	1	0
Sam Houston State	4	1
Samford	1	0
San Diego	2	0
South Carolina	1	0
South Dakota State	1	0
SE Missouri State	3	0
SE Okla. State	3	2
SMU	5	2
Stetson	1	0
South Dakota	1	0
South Florida	1	0
Southern	2	0
Southern Illinois	1	0
Southern Nazarene	1	1
Southern Utah	0	1
SW Okla. State	2	3
Stanford	2	0
Stephen F. Austin	4	1
Tennessee	1	2
Texas	17	13
Texas A&M	17	5
TCU	16	3
Texas Rio Grande Valley	5	0
Texas State	2	0
Texas Southern	3	0
Texas Tech	19	10
Tulane	1	0
Tulsa	26	2
UAB	1	0
UCLA	1	1
UNLV	0	1
USAO	0	5
UT-Arlington	6	2
UTSA	3	0
Utah	3	0
Vanderbilt	1	1
Villanova	1	0
Washington	1	0
West Texas A&M	1	0
West Virginia	6	5
Western Illinois	2	0
Wichita State	8	1

OREGON (1-1)

Oregon	1	1
--------	---	---

SOUTH CAROLINA (1-0)

South Carolina	1	0
----------------	---	---

TENNESSEE (1-4)

Arizona	0	1
Liberty	1	0
Tennessee	0	2
Vanderbilt	0	1

TEXAS (100-90)

Arkansas State	1	0
Baylor	13	16
California	0	1
Chattanooga	0	1

Connecticut	0	1
Colorado	1	1
DePaul	0	1
Duke	1	0
Eastern Washington	1	0
Houston	0	1
Illinois State	1	0
Iowa State	0	1
Kansas State	1	0
Lamar	1	0
Louisiana Tech	0	1
Marquette	1	0
McNeese State	0	1
Memphis	0	1
Midwestern State	1	0
New Mexico State	1	0
North Texas	9	2
Penn State	1	0
Pittsburgh	1	0
Prairie View A&M	3	0
SE Missouri State	1	0
SMU	3	3
Stephen F. Austin	2	3
Texas	10	22
UT-Arlington	5	1
UTSA	1	0
Texas A&M	10	11
TCU	10	7
Texas State	1	0
Texas Southern	1	0
Texas Tech	19	14
Washington State	0	1
West Texas A&M	1	0
West Virginia	3	0

U.S. VIRGIN ISLANDS (3-3)

Illinois	1	0
Kentucky	0	1
Notre Dame	0	1
San Diego State	1	0
South Carolina	1	0
South Florida	0	1

UTAH (2-3)

BYU	2	1
Montana State	0	1
Utah	0	1

VIRGINIA (2-1)

Connecticut	0	1
James Madison	1	0
Miami (Fla.)	1	0

WASHINGTON (5-3)

Notre Dame	1	0
Portland State	1	0
Southern Illinois	0	1
Utah	1	0
Washington	1	2
Washington State	1	0

WASHINGTON, D.C. (1-1)

George Washington	0	1
Illinois State	1	0

WEST VIRGINIA (4-5)

West Virginia	4	5
---------------	---	---

WISCONSIN (2-3)

Eastern Illinois	0	1
Georgia	0	1
Milwaukee	1	0
Northern Iowa	1	0
Wisconsin	0	1

INDIVIDUAL HONORS



» ALL-AMERICANS

Associated Press

- 2000 Phylesha Whaley, HM
- 2001 Stacey Dales, first team
- 2002 Stacey Dales, first team
- 2006 Courtney Paris, first team
- 2007 Courtney Paris, first team
- 2008 Courtney Paris, first team
- 2009 Courtney Paris, first team
- Ashley Paris, HM
- Danielle Robinson, HM
- 2010 Danielle Robinson, third team
- 2011 Danielle Robinson, third team
- 2013 Aaryn Ellenberg, HM
- 2014 Aaryn Ellenberg, HM
- 2022 Taylor Robertson, HM
- 2023 Madi Williams, HM

ESPN.com

- 2006 Courtney Paris, first team
- 2007 Courtney Paris, first team
- 2008 Courtney Paris, first team
- 2009 Courtney Paris, first team

Fast Break

- 1986 Vickie Green, HM

WBCA Coaches

- 2000 Phylesha Whaley, HM
- 2001 Stacey Dales, first team
- 2002 Stacey Dales, first team
- LaNeisha Caufield, HM
- 2005 Dionnah Jackson, HM
- 2006 Courtney Paris, first team
- 2007 Courtney Paris, first team
- 2008 Courtney Paris, first team
- 2009 Courtney Paris, first team
- 2010 Danielle Robinson, first team
- 2011 Danielle Robinson, HM
- 2014 Aaryn Ellenberg, HM
- 2022 Madi Williams, HM
- 2023 Taylor Robertson, HM
- Madi Williams, HM

Real Sports Magazine

- 2001 LaNeisha Caufield, first team
- Stacey Dales, third team

USBWA

- 2000 Phylesha Whaley, first team
- 2001 Stacey Dales, first team
- 2002 Stacey Dales, first team
- 2006 Courtney Paris, first team
- 2007 Courtney Paris, first team
- 2008 Courtney Paris, first team
- 2009 Courtney Paris, first team

Women's Basketball Journal

- 1983 Molly McGuire, second team
- 2000 Phylesha Whaley, first team
- 2001 Stacey Dales, first team
- LaNeisha Caufield, third team
- 2002 Stacey Dales, first team
- LaNeisha Caufield
- 2006 Courtney Paris

Wooden All-American

- 2006 Courtney Paris
- 2007 Courtney Paris
- 2008 Courtney Paris
- 2009 Courtney Paris

Freshman All-American

- 1984 Mandy Miller, second team
- 1999 LaNeisha Caufield, first team

» NATIONAL AWARDS

All-America Coach

- 1986 Maura McHugh

AP Coach of the Year

- 2000 Sherri Coale, runner-up

AP Player of the Year

- 2007 Courtney Paris

Honda Sports Award

- 2009 Courtney Paris

Wooden Cup

- 2005 Dionnah Jackson, finalist
- 2016 Maddie Manning, semifinalist

U.N. NGO Positive Peace

- 2011 Sherri Coale and Jan Ross

World Neighbors Dignity Award

- 2012 Sherri Coale and Jan Ross

Naismith Coach of the Year

- 2001 Sherri Coale
- 2002 Sherri Coale
- 2022 Jennie Baranczyk, finalist
- 2023 Jennie Baranczyk, semifinalist

Naismith Player of the Year

- 2002 LaNeisha Caufield, finalist
- Stacey Dales, finalist
- 2006 Courtney Paris, finalist
- 2007 Courtney Paris, finalist
- 2008 Courtney Paris, finalist
- 2009 Courtney Paris, finalist

Nancy Lieberman Award

- 2009 Danielle Robinson, finalist
- 2010 Danielle Robinson, finalist
- 2011 Danielle Robinson, finalist

NCAA Oklahoma Woman of the Year

- 1997 Jenny Bramer
- 2000 Phylesha Whaley
- 2002 Stacey Dales

NCAA Woman of the Year

- 2000 Phylesha Whaley, finalist

USBWA Freshman of the Year

- 2006 Courtney Paris

Wade Trophy

- 1983 Molly McGuire, finalist
- 2006 Courtney Paris, finalist
- 2007 Courtney Paris, finalist
- 2008 Courtney Paris, finalist
- 2009 Courtney Paris, finalist
- 2010 Danielle Robinson, finalist

WBCA Administrator of the Year

- 2002 Marita Hynes, Associate AD/
SWA

WBCA All-Star Challenge

- 2002 LaNeisha Caufield
- Stacey Dales
- 2005 Dionnah Jackson

WBCA All-State Good Works

- 2013 Whitney Hand

WBCA/ESPN 3-Point Contest

- 2002 Rosalind Ross
- 2023 Taylor Robertson
- WBCA Coach of the Year**
- 2006 Sherri Coale
- 2022 Jennie Baranczyk, finalist
- 2023 Jennie Baranczyk, finalist

WBCA Carol Eckman Award

- 2013 Jan Ross

WBCA Robin Roberts Communication Scholarship

- 2002 Stacey Dales

WBNS All-Freshman Team

- 2006 Courtney Paris

WBNS All-Defensive Team

- 2001 LaNeisha Caufield
- 2002 LaNeisha Caufield

WBNS Freshman of the Year

- 2006 Courtney Paris

WBNS Most Underrated

- 2006 Leah Rush

Women's Basketball Hall of Fame

- 2016 Sherri Coale

Women's Wooden Award

- 2006 Courtney Paris, finalist
- 2007 Courtney Paris, finalist
- 2008 Courtney Paris, finalist
- 2009 Courtney Paris, finalist

WBCA Player of the Month

- 2006 Courtney Paris, December
- Courtney Paris, March
- 2007 Courtney Paris, December
- Courtney Paris, February
- Courtney Paris, March
- 2009 Courtney Paris, December

» REGIONAL HONORS

WBCA District V Team

- 1983 Molly McGuire
- 1985 Jacquetta Hurley
- 1987 LaTrenda Phillips
- 1988 Jo Mosley
- 2000 Phylesha Whaley
- 2001 Stacey Dales
- 2002 LaNeisha Caufield
- Stacey Dales
- 2005 Dionnah Jackson
- 2006 Courtney Paris
- 2007 Courtney Paris
- 2008 Courtney Paris
- 2009 Courtney Paris
- 2010 Danielle Robinson
- 2011 Danielle Robinson
- 2014 Aaryn Ellenberg

WBCA Region 3 All-American

- 2022 Madi Williams
- 2023 Taylor Robertson
- Madi Williams

WBCA District V Coach of the Year

- 1986 Maura McHugh
- 2000 Sherri Coale
- 2001 Sherri Coale
- 2006 Sherri Coale
- 2009 Sherri Coale



INDIVIDUAL HONORS

» CONFERENCE HONORS

First Team

Big 12 Conference

- 1998 Phylesha Whaley, So.
- 1999 Phylesha Whaley, Jr.
- 2000 Phylesha Whaley, Sr.
- 2001 Stacey Dales, Jr.
- 2002 Stacey Dales, Sr.
- 2005 Dionnah Jackson, Sr.
- 2006 Courtney Paris, Fr.
- 2007 Courtney Paris, So.
- 2008 Courtney Paris, Jr.
- 2009 Ashley Paris, Sr.
- Courtney Paris, Sr.
- Danielle Robinson, So.
- 2010 Danielle Robinson, Jr.
- Amanda Thompson, Sr.
- 2011 Danielle Robinson, Sr.
- 2012 Aaryn Ellenberg, So.
- Whitney Hand, Jr.
- 2013 Aaryn Ellenberg, Jr.
- 2014 Aaryn Ellenberg, Sr.
- 2015 Peyton Little, So.
- 2018 Vionise Pierre-Louis, Sr.
- 2021 Madi Williams, Jr.
- 2022 Taylor Robertson, Sr.
- Madi Williams, Sr.
- 2023 Madi Williams, R-Sr.

Big Eight Conference

- 1983 Molly McGuire, Sr.
- 1985 Jacquetta Hurley, Jr.
- Vickie Green, Jr.
- LaTrenda Phillips, So.
- 1986 Jacquetta Hurley, Sr.
- LaTrenda Phillips, Jr.
- LaTrenda Phillips, Sr.
- 1987 Jo Mosley, Sr.
- 1989 Tami Rogers, Sr.
- 1996 Pam Pennon, Sr.

Second Team

Big 12 Conference

- 2000 LaNeisha Caufield, So.
- Stacey Dales, So.
- Caton Hill, So.
- 2001 LaNeisha Caufield, Jr.
- 2002 LaNeisha Caufield, Sr.
- 2003 Dionnah Jackson, So.
- Chelsi Welch, Fr.
- 2004 Dionnah Jackson, Jr.
- Maria Villarroel, Sr.
- 2006 Leah Rush, Jr.
- 2010 Nyshia Stevenson, Sr.
- 2013 Joanna McFarland, Sr.
- 2014 Morgan Hook, Jr.
- 2015 Gioya Carter, So.
- Kaylon Williams, Jr.
- 2016 Kaylon Williams, Sr.
- 2017 Peyton Little, Sr.
- Vionise Pierre-Louis, Jr.
- 2018 Gabbi Ortiz, Sr.
- 2019 Ana Llanusa, So.
- 2021 Taylor Robertson, Jr.
- 2023 Ana Llanusa, R-Sr.
- Taylor Robertson, R-Sr.



» Phylesha Whaley was OU's first three-time Big 12 First Team selection, earning the honors from 1998-00.

Big Eight Conference

- 1984 Lynn McCurdy, Sr.
- 1986 Vickie Green, Sr.
- 1988 Jo Mosley, Jr.
- 1989 Erika Notzke, Sr.
- 1991 Carin Stites, Jr.
- 1992 Carin Stites, Sr.
- 1994 Angi Guffy, Jr.
- Etta Maytubby, So.
- 1995 Pam Pennon, Jr.
- Mandy Wade, Sr.

Third Team

Big 12 Conference

- 2002 Caton Hill, Jr.
- Rosalind Ross, Sr.

Honorable Mention

Big 12 Conference

- 1997 Phylesha Whaley, Fr.
- 1999 LaNeisha Caufield, Sr.
- Stacey Dales, Sr.
- 2004 Caton Hill, Sr.
- 2006 Britney Brown, Jr.
- Erin Higgins, Jr.
- Chelsi Welch, Jr.
- 2007 Erin Higgins, Sr.
- Leah Rush, Sr.
- Chelsi Welch, Sr.
- 2008 Ashley Paris, Jr.
- Danielle Robinson, Fr.
- 2009 Whitney Hand, Fr.
- 2011 Aaryn Ellenberg, Fr.
- 2013 Nicole Griffin, Jr.
- Morgan Hook, Jr.
- 2014 Sharane Campbell, Jr.
- Nicole Griffin, Sr.
- 2015 Sharane Campbell-Olds, Sr.
- 2016 Peyton Little, Jr.
- 2017 Maddie Manning, Sr.
- Gabbi Ortiz, Jr.
- 2018 Ana Llanusa, Fr.
- Maddie Manning, Fr.
- Shaina Pellington, Fr.
- 2020 Taylor Robertson, So.
- 2023 Skylar Vann, Jr.

Big Eight Conference

- 1983 Lynn McCurdy, Jr.
- 1985 Lisa Allison, So.
- 1986 Lisa Allison, Jr.
- Viki Streets, Sr.
- 1988 Margaret McKeon, So.
- 1992 Angi Guffy, Fr.
- 1995 Angi Guffy, Sr.
- Etta Maytubby, Jr.
- 1996 LaNae Jones, Sr.

Player of the Year

Big 12 Conference

- 2000 Phylesha Whaley, Sr.
- 2001 Stacey Dales, Jr.
- 2002 Stacey Dales, Sr.
- 2007 Courtney Paris, So.
- 2008 Courtney Paris, Jr.
- 2009 Courtney Paris, Sr.

Big Eight Conference

- 1983 Molly McGuire, 1983

Newcomer of the Year

- 1996 Yolanda Anderson, Jr.
- 2013 co-Portia Durrett, Jr.
- 2015 Peyton Little, So.

Coach of the Year

Big 12 Conference

- 2000 Sherri Coale
- 2001 Sherri Coale
- 2006 Sherri Coale
- 2009 Sherri Coale

Sportsperson of the Year

- 2009 Ashley Paris

Defensive Player of the Year

- 2006 co-Courtney Paris, Fr.
- 2007 Courtney Paris, So.
- 2008 Courtney Paris, Jr.

All-Defensive Team

- 2006 Courtney Paris, Fr.
- 2007 Courtney Paris, So.
- 2008 Courtney Paris, Jr.
- Danielle Robinson, Fr.
- 2009 Courtney Paris, Sr.
- Danielle Robinson, So.
- 2010 Danielle Robinson, Jr.
- 2011 Aaryn Ellenberg, Fr.
- 2014 Sharane Campbell, Jr.

HISTORY



» A four-time All-Big 12 selection, Danielle Robinson was named to the 2010 Final Four All-Tournament Team.

Freshman of the Year

1999	LaNeisha Caufield
2003	Chelsi Welch
2006	Courtney Paris
2008	Danielle Robinson
2009	Whitney Hand
2015	Gabbi Ortiz
2018	Shaina Pellington

All-Freshman Team

2006	Courtney Paris
2007	Amanda Thompson
2008	Danielle Robinson
2009	Whitney Hand
2011	Aaryn Ellenberg
2012	Sharane Campbell
2015	Gabbi Ortiz
2017	Chelsea Dungee
2018	Ana Llanusa
	Shaina Pellington
2019	Taylor Robertson
2020	Gabby Gregory
2021	Nevaeh Tot
2022	Kelbie Washington
2023	Beatrice Culliton

Sixth Player of the Year

2009	Nyeshia Stevenson
2012	Sharane Campbell
2016	Vionise Pierre-Louis
2022	Skylar Vann
2023	Skylar Vann

All-Tournament Team

2001	Stacey Dales
	Rosalind Ross
2002	Stacey Dales, MVP
	Dionnah Jackson
2004	Dionnah Jackson, MVP
	Caton Hill
	Maria Villarroel
2006	Courtney Paris, MVP
	Erin Higgins
2007	Courtney Paris, MVP
	Jenna Plumley
	Leah Rush
2009	Courtney Paris
2010	Danielle Robinson
	Amanda Thompson
2011	Danielle Robinson
2012	Whitney Hand
2022	Madi Williams
2023	Madi Williams

Big Eight Conference

1978	Joyce Parker
1980	Molly McGuire
1981	Erin Schreiber, 2nd team
1982	Molly McGuire
	Ladanah Sanders
1985	Jacquetta Hurley
1986	Vickie Green
1990	Angie Alexander
1992	Angi Guffy
1993	Angi Guffy
1995	Mandy Wade

» NATIONAL TEAMS

Olympic Games

2000	Stacey Dales (Canada)
------	-----------------------

Junior World University Games

2001	Sherrri Coale (asst. coach/bronze)
------	------------------------------------

Senior National Team

2007	Courtney Paris
2008	Courtney Paris

Junior National Team

1992	Etta Maytubby
2004	Courtney Paris (gold)

Junior National Team Trials

2004	Courtney Paris
	Ashley Paris

Pan American Games

1999	Stacey Dales (Canada)
------	-----------------------

R. Williams Jones Cup Trial

2000	LaNeisha Caufield
------	-------------------

USA 3x3 U18 World Cup

2022	Sahara Williams (gold)
2023	Sahara Williams (gold)

U.S. Olympic Festival

1989	Kelli Epps
------	------------

FIBA U19 World Cup

2005	Courtney Paris (gold)
2015	Gabbi Ortiz (gold)
2017	Shaina Pellington (bronze)

USA U19 World Cup Trials

2007	Danielle Robinson
2011	Aaryn Ellenberg

FIBA U20 World Cup

2006	Courtney Paris (gold)
------	-----------------------

USA U20 World Cup Trials

2006	Ashley Paris
	Courtney Paris
	Amanda Thompson

USA 3x3 National Team Trials

2023	Skylar Vann
------	-------------

FIBA U21 World Cup

2007	Courtney Paris
------	----------------

USA U21 World Cup Trials

2007	Ashley Paris
	Courtney Paris

World University Games

2001	Caton Hill
2003	Chelsi Welch
2009	Danielle Robinson
2013	Aaryn Ellenberg
	Sherrri Coale (head coach)

World University Games Trials

1999	LaNeisha Caufield
2001	LaNeisha Caufield
	Caton Hill
2005	Leah Rush
2009	Danielle Robinson
	Whitney Hand
2013	Aaryn Ellenberg

» ALL-TOURNAMENT TEAMS

Final Four All-Tournament Teams

2002	Stacey Dales
2010	Danielle Robinson

NCAA Regional All-Tournament Teams

2002	Stacey Dales, MVP
	LaNeisha Caufield
	Caton Hill
2006	Courtney Paris
2007	Courtney Paris
2009	Courtney Paris, MOP
	Whitney Hand
	Danielle Robinson
2010	Nyeshia Stevenson, MOP
	Danielle Robinson
	Amanda Thompson
2011	Danielle Robinson

WNIT All-Tournament Teams

1984	Etta Maytubby
------	---------------

» PREP HONORS

McDonald's All-Americans

2023	Sahara Williams
2021	Payton Verhulst
2018	Madi Williams
2016	Nancy Mulkey
2010	Aaryn Ellenberg
2006	Abi Olajuwon
2006	Amanda Thompson
2005	Courtney Paris
2005	Ashley Paris



INDIVIDUAL HONORS

» ACADEMIC HONORS

CoSIDA Academic Team Member of the Year

2002 Stacey Dales

CoSIDA Academic All-American

1986 Lisa Allison, HM
 1990 Tami Rogers, HM
 2001 Stacey Dales, 2nd Team
 2002 Stacey Dales, 1st Team
 2003 Theresa Jantzen, 1st Team
 2004 Caton Hill, Third Team
 2011 Danielle Robinson, 2nd Team

CoSIDA Academic All-District

1986 Lisa Allison
 1990 Tami Rogers
 2001 Stacey Dales
 2002 Stacey Dales
 Caton Hill
 2004 Caton Hill
 2006 Erin Higgins, 1st Team
 Leah Rush, 2nd Team
 Chelsi Welch, 2nd Team
 2008 Ashley Paris, 1st Team
 2009 Danielle Robinson, 1st Team
 2011 Danielle Robinson, 1st Team
 Joanna McFarland, 2nd Team
 2012 Whitney Hand, 1st Team
 2013 Whitney Hand, 1st Team
 2018 Gabbi Ortiz, 2nd Team

CoSIDA Academic All-America Hall of Fame

2020 Stacey Dales

Academic All-Conference

Big 12 Conference

1997 Jenny Bramer 1st Team
 Shonika Breedlove 1st Team
 Shontell Brown 1st Team
 Suzanne Kern HM
 Roxanne Long 1st Team
 Phylesha Whaley 1st Team
 Michelle Workman 1st Team
 1998 Shonika Breedlove 1st Team
 Sunny Hardeman 1st Team
 Roxanne Long 1st Team
 Desiree Taylor 1st Team
 Kelley Workman 1st Team
 Michelle Workman HM
 1999 LaNeisha Caufield 1st Team
 Jennifer Cunningham
 1st Team
 Stacey Dales 1st Team
 Sunny Hardeman HM
 Desiree Taylor 1st Team
 Michelle Workman 1st Team
 2000 Jennifer Cunningham
 1st Team
 Stacey Dales First Team
 Shannon Selmon 1st Team
 Desiree Taylor 1st Team
 Phylesha Whaley 1st Team
 2001 Jennifer Cunningham 1st Team

Stacey Dales 1st Team
 Caton Hill 1st Team
 Shannon Selmon 1st Team
 Desiree Taylor 1st Team
 2002 Jen Cunningham 1st Team
 Stacey Dales 1st Team
 Caton Hill 1st Team
 Stephanie Luce 1st Team
 Kate Scott 1st Team
 Stephanie Simon 1st Team
 Jamie Talbert 1st Team
 2003 Stephanie Luce 1st Team
 T. Schuknetct 1st Team
 Kate Scott 1st Team
 Lauren Shoush 1st Team
 Stephanie Simon 1st Team
 2004 Laura Andrews 2nd Team
 Erin Higgins 2nd Team
 Caton Hill 1st Team
 Lauren Shoush 1st Team
 A. Wadsworth 1st Team
 2005 Laura Andrews 1st Team
 Erin Higgins 2nd Team
 Becky Preston 1st Team
 Leah Rush 2nd Team
 Krista Sanchez 2nd Team
 Lauren Shoush 1st Team
 A. Wadsworth 1st Team
 Chelsi Welch 1st Team
 2006 Laura Andrews 2nd Team
 Erin Higgins 1st Team
 Kendra Moore 2nd Team
 Becky Preston 1st Team
 Leah Rush 2nd Team
 Krista Sanchez 1st Team
 Chelsi Welch 1st Team
 2007 Erin Higgins 1st Team
 Leah Rush 1st Team
 Ashley Paris 1st Team
 Chelsi Welch 1st Team
 Kendra Moore 2nd Team
 2008 Ashley Paris 1st Team
 Courtney Paris 2nd Team
 2009 Rose Hammond 1st Team
 Ashley Paris 1st Team
 Courtney Paris 2nd Team
 Danielle Robinson 1st Team
 Amanda Thompson 1st Team
 Carolyn Winchester 1st Team
 2010 Jasmine Hartman 2nd Team
 Whitney Hand 2nd Team
 Danielle Robinson 1st Team
 Lauren Willis 2nd Team
 2011 Whitney Hand 1st Team
 Jasmine Hartman 1st Team
 Joanna McFarland 1st Team
 Danielle Robinson 1st Team
 Carlee Roethlisberger 2nd Team
 Lauren Willis 1st Team
 2012 Whitney Hand 1st Team
 Joanna McFarland 1st Team
 2013 Sharane Campbell 1st Team
 Nicole Griffin 1st Team
 Whitney Hand 1st Team
 Jasmine Hartman 1st Team
 Joanna McFarland 1st Team
 2014 Nicole Griffin 1st Team

Morgan Hook 1st Team
 Nicole Kornet 1st Team
 2015 Sharane Campbell 1st Team
 T'ona Edwards 2nd Team
 Nicole Kornet 1st Team
 Peyton Little 2nd Team
 Maddie Manning 1st Team
 Whitney Ritchie 2nd Team
 Derica Wyatt 1st Team
 2016 T'ona Edwards 1st Team
 Shaya Kellogg 1st Team
 Peyton Little 2nd Team
 Maddie Manning 1st Team
 Gabbi Ortiz 1st Team
 Vionise Pierre-Louis 1st Team
 McKenna Treece 1st Team
 LaNesia Williams 1st Team
 Derica Wyatt 1st Team
 2017 Shaya Kellogg 1st Team
 Peyton Little 2nd Team
 Maddie Manning 1st Team
 Gabbi Ortiz 1st Team
 Vionise Pierre-Louis 1st Team
 LaNesia Williams 1st Team
 McKenna Treece 2nd Team
 2018 Maddie Manning 1st Team
 Ijeoma Odimegbe 2nd Team
 Gabbi Ortiz 1st Team
 Gileysa Penzo 2nd Team
 Vionise Pierre-Louis 1st Team
 McKenna Treece 2nd Team
 LaNesia Williams 1st Team
 2019 Mandy Simpson 1st Team
 Gileysa Penzo 2nd Team
 2020 Mandy Simpson 1st Team
 Jessi Murcer 1st Team
 Tatum Veitenheimer 1st Team
 Nydia Lampkin 2nd Team
 2021 Gabby Gregory 1st Team
 Taylor Robertson 1st Team
 Mandy Simpson 1st Team
 Tatum Veitenheimer 1st Team
 Liz Scott 2nd Team
 2022 Ana Llanusa 1st Team
 Taylor Robertson 1st Team
 Gabby Gregory 2nd Team
 Nydia Lampkin 2nd Team
 Nevaeh Tot 2nd Team
 2023 Jordan Moser 1st Team
 Taylor Robertson 1st Team

Big Eight Conference

1985 Lisa Allison
 1986 Lisa Allison
 1987 Lisa Allison
 1988 Lee Brock
 1989 Tami Rogers
 1990 Tami Rogers
 1992 Amanda Hopkins
 1993 Angi Guffy
 1994 Sheri Black
 Angi Guffy
 1995 Sheri Black
 Angi Guffy
 LaNae Jones
 Sharee Mitchum
 1996 Roxanne Long

HISTORY



Here's your shot. If you want to make a name for yourself

as an elite player, you come to the University of Oklahoma. The Sooners have littered the draft board in recent seasons, no more evident than in 2010 when the entire senior class was selected by teams.

Want a chance? Oklahoma players are respected by the league's coaches. When it comes time to pick the final members of their teams, they choose players with leadership and character on and off the court.

First-Round Draft Picks

Oklahoma is second among Big 12 Conference teams with six first-round WNBA picks. The latest of those was Danielle Robinson, who was selected sixth overall in 2011 by the San Antonio Stars. OU has had six players — Stacey Dales, Rosalind Ross, LaNeisha Caufield, Dionnah Jackson, Courtney Paris and Robinson — taken in the first round of the draft since the league's inception.

15 WNBA Draft Picks

A total of 15 Sooners — Caufield, Dales, Whitney Hand, Jackson, Abi Olajuwon, Ashley Paris, Courtney Paris, Robinson,

Ross, Leah Rush, Nyeshia Stevenson, Amanda Thompson, Maria Villarroel, Phylesha Whaley and Madi Williams — have been drafted into the league.

» OKLAHOMA'S WNBA DRAFT HISTORY

Year	Name	Pos.	Team	Round	Pick
2000	Phylesha Whaley	F	Minnesota	3rd	38th
2002	Stacey Dales	G	Washington	1st	3rd
2002	LaNeisha Caufield	G	Utah	1st	13th
2002	Rosalind Ross	G	Los Angeles	1st	16th
2005	Dionnah Jackson	G	Detroit	1st	13th
2005	Maria Villarroel	F	Phoenix	3rd	27th
2007	Leah Rush	F	Phoenix	3rd	28th
2009	Courtney Paris	C	Sacramento	1st	7th
2009	Ashley Paris	F	Los Angeles	2nd	22nd
2010	Amanda Thompson	F	Tulsa	2nd	16th
2010	Abi Olajuwon	C	Chicago	3rd	28th
2010	Nyeshia Stevenson	F	Phoenix	3rd	36th
2011	Danielle Robinson	G	San Antonio	1st	6th
2013	Whitney Hand	G	San Antonio	3rd	32nd
2023	Madi Williams	F	Seattle	2nd	18th



21

STACEY DALES

JERSEY HONORED NOV. 21, 2014

- ▶ Played in 1998-99, 1999-00, 2000-01 and 2001-02 seasons
- ▶ Two-time AP All-American
- ▶ Two-time Big 12 Player of the Year
- ▶ Two-time All-Big 12 First Team selection (2001 and 2002)
- ▶ Two-time CoSIDA Academic All-American
- ▶ Guided Oklahoma to the Big 12 regular season titles in 2000, 2001 and 2002
- ▶ Led the Sooners to their first Final Four appearance in 2002, helping OU advance to the national title game
- ▶ Holds OU career record for assists (764)
- ▶ Ranks third in school history in double-figure scoring games (104), fourth in games played (133), fifth in steals (250) and seventh in points scored (1,920)
- ▶ Set school record with 248 assists in 2000-01 season
- ▶ Was a member of Canada's 2000 Olympics women's basketball squad
- ▶ Third overall pick by the Washington Mystics in the 2002 WNBA Draft, becoming the highest draft pick in school history

SEASON	G	FG	FGA	PCT	3G-A	PCT	FT-FTA	PCT	REBS	AVG	PTS	AVG
1998-99	29	129	331	.330	24	77	312	.64	97	660	220	6.9
1999-00	33	153	371	.412	43	122	352	.71	115	617	168	5.1
2000-01	42	140	326	.429	47	146	326	.617	172	513	16.0	11.9
TOTALS	104	319	728	.435	114	370	660	.654	284	1390	456	12.9



3

COURTNEY PARIS

JERSEY HONORED NOV. 10, 2017

- ▶ Played in 2005-06, 2006-07, 2007-08 and 2008-09 seasons
- ▶ First four-time AP All-American in women's college basketball history
- ▶ Three-time Big 12 Player of the Year (2007, 2008, 2009)
- ▶ 2007 AP Player of the Year
- ▶ 2006 Big 12 Freshman of the Year
- ▶ Guided Oklahoma to the Big 12 regular season titles in 2006, 2007 and 2009
- ▶ Led the Sooners to their second Final Four appearance in 2009
- ▶ Became the first collegiate player regardless of gender to record 2,500 career points and 2,000 career rebounds
- ▶ Set NCAA record with 112 straight games with a double-double
- ▶ Three-time Big 12 Defensive Player of the Year
- ▶ No. 7 overall pick by the Sacramento Monarchs in the 2009 WNBA Draft
- ▶ Coached at Oklahoma in 2020-21 and now coaches in the WNBA.

SEASON	G	FG	FGA	PCT	3G-A	PCT	FT-FTA	PCT	REBS	AVG	PTS	AVG
2005-06	36	331	539	.614	0-1	.000	126-262	.481	539	15.0	788	21.9
2006-07	33	318	558	.570	0-4	.000	139-242	.574	526	15.9	775	23.5
2007-08	31	239	426	.561	0-3	.000	100-175	.571	446	15.0	578	18.6
2008-09	37	236	418	.565	0-0	.000	116-201	.577	503	13.6	688	19.9
TOTALS	137	1124	1941	.579	0-8	.000	481-880	.547	2034	14.8	2729	19.9

ALL-TIME LETTERWINNERS



A

Terri Adams.....1980
 Angie Alexander.....1989-92
 Lisa Allison.....1984-87
 Jaimie Anderson.....1998-99
 Yolanda Anderson.....1996
 Laura Andrews.....2003-06
 Julie Arrington.....1975-76

B

Robyn Barket.....1976
 Mollie Barnes.....1975
 Cathy Bassett.....1990-91
 Toni Bayouth.....1976
 Dawn Beachler.....1990
 Ardath Beers.....1982-84
 Lisa Bittle.....1982
 Sheri Black.....1992-95
 Jana Brady.....1978
 Jenny Bramer.....1997
 Shonika Breedlove.....1997-98
 Emily Britt.....2000-01
 Lee Brock.....1985-88
 Beth Brown.....1989
 Britney Brown.....2004-07
 Shontell Brown.....1997-98

C

Julie Callan.....1986-87
 Sharane Campbell-Olds.....2012-15
 Toni Campbell.....1987-88
 Gioya Carter.....2014-17
 Lindsey Casey.....2002
 LaNeishea Caufield.....1999-2002
 Jelena Cerina.....2011-12
 Dinah Christian.....1978
 Debbie Clark.....1975-76
 Lyndsey Cloman.....2010-11
 Nikki Corcoran.....1993-96
 Karen Coutts.....1979
Beatrice Culliton.....2023
 Jennifer Cunningham.....1999-2001

D

Stacey Dales.....1999-02
 Barbie Daugherty.....1980
 Lorna Derby-Goodnoh.....1977, 79
 Sandy Douglas-Hetherington.....1981-83
 Marla Duncan.....1990-91
 Chelsea Dungee.....2017
 Tara Dunn.....2013
 Portia Durrett.....2013-14

E

T'ona Edwards.....2014-17
 Toni Eldridge.....1983-84
 Aaryn Ellenberg.....2011-14
 Kelli Epps.....1988-92

F

Janet Fajen.....1978-79
 Jackie Farley.....1975
 Shirley Fisher.....1983-85
 Leslie Flemons.....1994-95
 Cindy Foor.....1976
 Gale Frazier.....1977
 Janet Freeman-Southard.....1979-82
 Cecilia French.....1990-91

G

Janet Gabriel.....1981
 Cathy Gerdes.....1982
 Felisha Gibbs.....2014
 Jamie Graves.....1993-94
 Vickie Green.....1985-86
 Gabby Gregory.....2020-22
 Susan Gregg.....1979
 Nicole Griffin.....2011-14
 Angi Guffy.....1992-95

H

Jennifer Hajek.....1995-97
 Shannon Hallahan.....1990-91
 Rose Hammond.....2007-09
 Whitney Hand.....2009-13
 Kris Hanson.....1989-90
 Sunny Hardeeman.....1998-01
 DaShawn Harden.....2012
 Danielle Harper.....1997
 Jasmine Hartman.....2009-11, 13
 Amy Hightower.....1992-94
 Erin Higgins.....2003-07
 Caton Hill.....2000-04
 Kelly Hill.....1984-85
 Kari Holder.....1982-83
 Morgan Hook.....2011-14
 Amanda Hopkins.....1992
 Jacquetta Hurley.....1983-86

I

Kelli Inman.....1996-97
 Dale Ivey.....1987-88

J

Dionnah Jackson.....2002-05
 Sherri Jackson.....1976
 Terry James.....1977
 Jacqueline Jeffcoat.....2011-12

Cara Jenkins-Gresham.....1991
 Jana Jobe.....1975
Aubrey Joens.....2023
 Barbara Johnson.....1979
Kiersten Johnson.....2023
 Lori Johnson.....1991
 Kim Jones.....1976
 LaNae Jones.....1993-96

K

Suzanne Kern.....1996
 Olive Kehnemund.....1978
 Shaya Kellogg.....2014-16
 Nicole Kornet.....2013-15
 Zuzana Krumlova.....1998-99

L

Cindy Ladner.....1977
 Cheri LaDue.....1980
 Kelly Lam.....2005
 Nydia Lampkin.....2019-20, 2022
 Mary Lane.....1977, 1979
 Mary Larchey.....1975
 Gail Lashley.....1980
 Crystal Lawson.....1993-94
 Pam Lewis.....1977
 Bonnie Little.....1976
 Peyton Little.....2015-17
 Ana Llanusa.....2018-20, 2022-23
 Roxanne Long.....1994, 1996-98
 Stephanie Luce.....2001-03

M

Maddie Manning.....2013-18
 Terry Marcum.....1978
 Rhonda Matzke.....1990-91
 Jamie Mayer.....2000
 Etta Maytubby.....1993-96
 Vickie McCann.....1978
 Lynn McCurdy.....1981-84
 Joanna McFarland.....2010-13
 Molly McGuire.....1980-83
 Margaret McKeon.....1987-88
 Mandy Miller.....1984-85
 Sharee Mitchum.....1992-95
 Mildred Montgomery.....1976
 Marta Moorman.....1978-79
 Kendra Moore.....2004-07
 Karen Morrison.....1980-81
 Kodi Morrison.....2010-11
 Jo Mosley.....1986-89
 Jessi Murcer.....2019-20
 Brenda Mullins.....1977
 Nancy Mulkey.....2017
 Kerri Mulry.....1990



ALL-TIME LETTERWINNERS

N

Shelly Neeley.....1986-89
Erika Notzke.....1986-89

O

Ijeoma Odimgbe.....2016-19
Abi Olajuwon.....2007-10
Tina Ogden.....1988-89
Jennifer Ogle.....1982-83
Gabbi Ortiz.....2015-18

P

Cay Papagolos.....1975
Ashley Paris.....2006-09
Courtney Paris.....2006-09
Joyce Parker.....1978-81
Saundra Parker.....1977
Carla Pearson.....1980-83
Shaina Pellington.....2018-19
Pam Pennon.....1995-96
Gileysa Penzo.....2016-19
Kaley Perkins.....2022
Vionise Pierre-Louis.....2015-18
Jamie Phillips.....1995-97
LaTrenda Phillips.....1984-87
Cynthia Pickens.....1984-85
Jenna Plumley.....2007-08
Dana Posey.....1989-91
Beky Preston.....2003-06

R

Teresa Ray.....1978, 1980-81
Morgan Rich.....2017
Melissa Richie.....1992-95
Whitney Richie.....2015
Alice Roach.....1975
Danielle Robinson.....2008-11
Carlee Roethlisberger.....2008-11
Taylor Robertson.....2019-23
Tami Rogers.....1987, 1989-90
Rosalind Ross.....2001-02
Leah Rush.....2004-07
Laura Rushing.....1987-90

S

Krista Sanchez.....2004-07
Ladanah Sanders.....1980-83
Lori Schenk.....1996
Erin Schreiber.....1981
Theresa Jantzen.....2003
Reyna Scott.....2023
Kate Scott.....2001-03
Liz Scott.....2021-23
Jadrea Seeley.....2000-01



Shannon Selmon.....1999-2002
Debbie Sheppard.....1977
Lauren Shoush.....2002-05
Stephanie Simon.....2001-03
Mandy Simpson.....2018-21
Robin Smith.....1990-91
Susan Smith.....1977
Miranda Stacy.....1997-99
Nyeshia Stevenson.....2007-10
Carin Stites.....1991-92
Jo Stottsberry.....1976
Viki Streets.....1985-86
Vee Sutton.....1976
Emma Svoboda.....2022
Dee Dee Swan.....1982

T

Jamie Talbert.....2001-02
Desiree Taylor.....1998-01
Tina Taylor.....1996-97
Shelly Thomas.....1975
Amanda Thompson.....2007-10
Nevaeh Tot.....2021-23
McKenna Treece.....2015-17
Annette Tucker.....1978
Kennady Tucker.....2022-23
Bonita Turner.....1981-84

V

Skylar Vann.....2021-23
Misty Van Curen.....1993-95
Tatum Veitenheimer.....2019-21
Maria Villarroel.....2003-04
Jenny Vining.....2008

W

Mandy Wade.....1992-95
Antoinette Wadsworth....2003-05
Nola Wainohu.....1999
Casey Walker.....2003-05
Elissa Walker.....1990-92
Shelley Waller.....1980-83
Lisa Watson.....1978
Kelbie Washington.....2022
Sharon Webster.....1990-91
Chelsi Welch.....2003-07
Michelle West.....1986
Phylesha Whaley.....1997-00
Janet Whitehorse.....1976-77
Susan Whitehorse.....1976-77
LaDawn Whitlock.....1978
Eden Williams.....2013
Kaylon Williams.....2012-16
LaNesia Williams.....2015-18
Madi Williams.....2019-23
Lauren Willis.....2008-11
Terry Willis.....1984-88
Aspen Williston.....2019
Carolyn Winchester.....2006-09
Kelley Workman.....1996-99
Michele Workman.....1996-99
Derica Wyatt.....2014-17

Z

Pam Zachary.....1987-88
Katherine Zander.....2012

HISTORY

AP POLL HISTORY



Following is a look at Oklahoma's week-by-week position in the AP poll since it began. Starting in the 2001-02 season, the AP provided a preseason (PS) poll. The organization does not release a post-NCAA Tourna-

Year	PS	1	2	3	4	5	6	7	8	9	10	11	12	13	14	15	16	17	18	19	
1984-85	NP	-	-	-	-	-	-	-	-	-	19	19	-	-	-	-	-	-	-	-	
1985-86	NP	-	17	15	14	16	15	13	11	14	14	16	17	16	15	15	19	-	-	-	
1992-93	NP	-	-	-	-	-	-	-	-	-	-	-	-	-	23	-	-	-	-	-	
1994-95	NP	-	-	-	-	-	-	-	-	-	-	-	25	24	-	25	25	-	-	-	
1999-00	NP	-	-	-	-	-	-	-	-	-	-	25	23	22	17	18	24	21	18	18	
2000-01	NP	14	14	12	19	15	17	20	22	19	17	13	12	10	10	10	8	7	7	7	
2001-02	4	4	3	3	3	3	3	4	3	3	3	4	4	4	4	3	5	4	2		
2002-03	22	23	23	18	15	15	19	19	25	23	22	19	-	-	-	-	-	-	-		
2003-04	21	21	19	16	14	13	15	15	15	15	15	20	-	-	24	23	17	19	11		
2004-05	22	22	21	-	-	-	-	-	-	-	-	-	-	-	-	-	-	-	-		
2005-06	25	22	20	16	15	17	20	18	16	7	13	11	9	9	9	9	8	7			
2006-07	3	3	3	3	3	3	3	8	8	8	7	6	9	12	14	13	12	11	9		
2007-08	6	9	9	9	9	9	9	9	8	6	11	11	11	10	10	11	10	11	14	14	
2008-09	4	2	4	6	5	6	5	5	4	3	3	2	2	2	2	2	3	4	4		
2009-10	13	20	20	16	16	15	13	14	14	13	13	11	13	12	11	11	11	12	12		
2010-11	10	11	11	11	13	12	15	15	19	15	14	13	13	14	14	16	18	21	21		
2011-12	13	13	12	18	24	-	-	-	-	-	-	-	-	-	-	-	-	-	-		
2012-13	12	11	13	12	13	12	18	18	17	16	16	20	21	23	22	-	-	-	-		
2013-14	11	11	10	18	17	20	20	25	25	RV	RV	-	RV	RV	RV	-	-	-	-		
2014-15	RV	RV	RV	-	RV	RV	-	-	-	RV	24	RV	RV	RV	RV	RV	-	-	-		
2015-16	17	17	21	21	17	17	18	17	14	19	19	21	20	21	20	23	24	24			
2016-17	16	16	13	12	19	20	20	24	20	22	20	20	18	19	19	16	19	22	23		
2017-18	22	21	RV	RV	RV	RV	RV	-	-	-	-	-	-	-	RV	RV	-	-	-		
2018-19	-	-	-	-	-	-	-	-	-	-	-	-	-	-	-	-	-	-	-		
2019-20	-	-	-	-	-	-	-	-	-	-	-	-	-	-	-	-	-	-	-		
2020-21	-	-	-	-	-	-	-	-	-	-	-	-	-	-	-	-	-	-	-		
2021-22	RV	RV	RV	RV	RV	RV	RV	RV	RV	23	23	14	18	18	12	15	20	19	21	22	22
2022-23	15	16	RV	RV	23	24	23	20	17	19	15	14	20	16	15	13	16	14	16	16	

NP - No poll



» The 1999-00 Sooners became the first team of the Coale era to appear in the AP Poll. Oklahoma has been ranked in the AP Poll in 20 seasons since 2000.

Following is a look at Oklahoma's week-by-week position in the USA Today Coaches poll since it began in the 1984-85 season. Starting in the 2000-01 season, USA Today provided a preseason (PS) poll.

Year	PS	1	2	3	4	5	6	7	8	9	10	11	12	13	14	15	16	17	18	19	
1984-85	NP	-	21	20	21	21	22	23	-	-											
1985-86	NP	15	14	13	17	16	13	12	17	13	16	17	16	15	17	18	18				
1999-00	NP	-	-	-	-	-	-	-	-	-	-	25	22	20	25	22	21	22	13		
2000-01	17	13	18	16	15	17	17	16	15	13	12	11	10	8	8	7	7	10			
2001-02	5	5	4	4	4	4	4	5	3	2	2	4	4	3	3	3	5	4	2	2	
2002-03	19	25	22	18	17	16	20	19	22	13	22	18	21	20	-	-	-	-	-	-	
2003-04	21	22	20	17	16	15	16	16	16	16	15	21	24	24	22	23	19	20	13	18	
2004-05	25	25	23	-	-	-	-	-	-	-	-	-	-	-	-	-	-	-	-	-	
2005-06	25	22	23	19	17	15	16	20	16	16	17	14	13	12	9	9	8	8	8	8	
2006-07	3	3	3	3	3	3	3	7	7	7	6	6	8	9	11	11	11	11	10	9	
2007-08	6	8	11	9	9	9	9	9	8	6	10	11	10	10	10	10	10	11	19		
2008-09	7	4	4	6	6	6	5	5	3	3	2	2	2	2	2	3	3	4	4		
2009-10	8	16	17	17	16	15	15	15	15	13	13	12	13	12	11	10	12	12	12		
2010-11	9	10	15	11	11	12	114	14	17	14	13	12	11	12	15	15	17	20	15		
2011-12	16	14	14	18	23	-	-	-	-	-	-	-	-	-	-	-	-	-	-	-	
2012-13	14	11	13	12	12	13	18	17	16	14	14	19	20	19	19	25	-	-	-	23	
2013-14	14	13	13	16	15	19	19	24	22	22	RV	RV	RV	RV	RV	RV	-	-	-	-	
2014-15	RV	RV	RV	-	RV	RV	-	-	-	-	RV	RV	RV	RV	RV	RV	RV	RV	-	-	RV
2015-16	18	24	24	22	22	18	17	19	19	19	17	19	20	19	21	21	23	22	23	23	
2016-17	16	16	12	12	20	22	21	24	24	25	20	20	22	20	19	16	19	20	21		
2017-18	21	21	21	RV	RV	-	-	-	-	-	-	-	-	-	-	-	-	-	-	-	
2018-19	-	-	-	-	-	-	-	-	-	-	-	-	-	-	-	-	-	-	-	-	
2019-20	-	-	-	-	-	-	-	-	-	-	-	-	-	-	-	-	-	-	-	-	
2020-21	-	-	-	-	-	-	-	-	-	-	-	-	-	-	-	-	-	-	-	-	
2021-22	RV	RV	RV	RV	RV	RV	RV	RV	RV	25	25	19	21	18	15	15	19	19	19	19	
2022-23	16	16	22	23	20	20	18	18	16	16	12	12	17	13	12	11	13	12	14	17	

NP - No poll

HISTORY



» The 2008-09 Sooners reached No. 2 in the USA Today Coaches Poll, matching OU's highest ranking ever.



HOME COURT ADVANTAGE


It's recognized as one of the toughest gyms in college basketball and since Oklahoma women's basketball began playing in the Lloyd Noble Center (LNC) in 1976, the Sooners have made plenty of memories there. Stacey Dales, Aaryn Ellenberg, Courtney Paris, Danielle Robinson and Phylesha Whaley are just a few that have graced the court and started for the Sooners.

It's where OU set a school record with 26 consecutive home wins during a three-year stretch from 1984-86. The Lloyd Noble Center has been the foundation of the program's significant growth over the last 25 years.

The Sooners are 447-161 (.735) all-time at the Lloyd Noble Center with over 1.8 million fans walking through the facility's doors.

OU'S LARGEST LNC WINS

Margin Date	Score	Opponent
+73	121-48	Central Arkansas 12-20-07
+72	121-49	Prairie View A&M 11-29-90
+70	105-35	Prairie View A&M 12-14-91
+66	103-37	Jackson State 12-7-98
+66	118-52	Arkansas Pine-Bluff 12-29-10
+64	89-25	North Carolina Central 1-4-09
+62	117-55	Sacramento State 11-13-11
+60	101-41	Prairie View A&M 12-12-92
+59	104-45	Oklahoma Baptist 11-30-78
+59	91-32	Tulsa 12-11-86
+59	105-46	UMES 12-15-13
+57	93-36	Arkansas State 12-2-07
+52	94-42	Tulsa 12-21-08
+51	99-48	Oral Roberts 2-10-94
+50	87-37	Oklahoma State 1-17-04
+50	100-50	San Diego 1-15-83
+50	110-60	Emporia State 1-4-84
+50	116-66	UTRGV 11-26-10



» LNC YEARLY ATTENDANCE FIGURES

Year	Season Record	LNC Games	LNC Record	LNC Attend.	Attend. Avg.
1975-76	3-14	4	2-2	—	—
1976-77	4-20	8	1-7	—	—
1977-78	20-12	12	9-3	—	—
1978-79	13-16	10	5-5	—	—
1979-80	17-16	11	6-5	—	—
1980-81	21-11	9	9-0	—	—
1981-82	17-14	16	12-4	—	—
1982-83	17-11	16	14-2	—	—
1983-84	22-10	12	10-2	—	—
1984-85	23-7	12	12-0	—	—
1985-86	24-7	10	9-1	—	—
1986-87	18-10	11	8-3	—	—
1987-88	14-13	11	7-4	—	—
1988-89	11-16	10	5-5	—	—
1989-90	7-22	11	3-8	—	—
1990-91	10-18	12	7-5	—	—
1991-92	17-12	16	11-5	—	—
1992-93	12-15	11	6-5	—	—
1993-94	18-12	12	9-3	—	—
1994-95	22-9	11	9-2	—	—
1995-96	12-15	12	7-5	—	—
1996-97	5-22	9	1-8	18,084	842
1997-98	8-19	12	5-7	18,692	815
1998-99	15-14	13	10-3	20,257	1,192
1999-00	25-8	15	13-2	39,880	2,539
2000-01	28-6	12	11-1	40,169	6,530
2001-02	32-4	12	12-0	70,048	4,837
2002-03	19-13	12	8-4	63,560	4,352
2003-04	24-9	13	10-3	73,981	4,815
2004-05	17-13	13	9-4	74,032	5,098
2005-06	31-5	13	12-1	99,233	8,857
2006-07	28-5	12	10-2	125,732	10,979
2007-08	22-9	14	12-2	129,527	9,686
2008-09	32-5	16	15-1	140,564	8,159
2009-10	27-11	12	9-3	97,818	9,213
2010-11	23-12	17	15-2	93,322	6,207
2011-12	21-13	16	11-5	99,742	7,098
2012-13	24-11	17	13-4	102,061	6,123
2013-14	18-5	19	14-5	107,015	4,647
2014-15	21-12	13	12-1	68,636	4,115
2015-16	22-11	14	11-3	66,769	4,769
2016-17	23-10	16	14-2	67,200	4,200
2017-18	16-15	14	10-4	53,550	3,825
2018-19	8-22	14	6-8	50,651	3,617
2019-20	12-18	17	9-8	38,321	2,255
2020-21	12-12	13	7-6	8,807	722
2021-22	25-9	18	14-4	43,244	2,353
2022-23	26-7	15	13-2	66,232	4,415
Totals	888-604	608	447-161	1,809,657	4,899



» GRIFFIN FAMILY PERFORMANCE CENTER

Want to train at the nation's premier basketball facility for strength and performance? Oklahoma is the place for you.

NBA star Blake Griffin committed in August 2016 to help financially support the construction of the approximately 18,400-gross-square foot training center. The addition, which was built south of the men's and women's basketball's two existing practice gyms and helps enhance strength training facilities for both men's and women's programs, as well other Sooner student-athletes, is called the Griffin Family Performance Center. The approximate total cost of the project was \$7 million.

"We are grateful for Blake Griffin and his family for the mark they are leaving on the University of Oklahoma and our basketball programs," former OU women's basketball head coach Sherri Coale. "Their generosity will impact OU student-athletes for years to come and give many unparalleled opportunities for success. This training facility will help our student-athletes reach their full potential and allow our teams to continue to compete at championship level."

"Being a Sooner is more than just what you do in competition," said Griffin, who was the 2009 consensus national player of the year and the No. 1 overall pick in that year's NBA Draft. "I am thankful to have had the opportunity to play OU basketball, which has a legacy of people that have made it great. College is such a critical time in an athlete's playing career and it's my honor to help give the men's and women's teams the resources and technology that will give them the best opportunity to succeed. I am humbled that OU has chosen to name this facility after me, and I am really excited to see this high-performance training center come to life."

The Griffin Family Performance Center is the first of its kind among the nation's collegiate basketball programs. Some of the many features include basketball training courts, free weights, indoor turf, outdoor turf with sand pit, spaces for plyometric and cardiovascular training, cardio and strength testing, locker rooms, an exam and recovery area, a fueling station, a multi-purpose room and overhead fresh-air doors.





2023-24

0	Beatrice Culliton	C	6-3	So.	Overland Park, Kan.
1	Nevaeh Tot	G	5-3	Sr.	Columbus, Ohio
2	Reyna Scott	G	5-10	So.	New York City, N.Y.
4	Kennady Tucker	G	5-10	R-Sr.	Little Rock, Ark.
5	Kiersten Johnson	C	6-4	So.	Duncanville, Texas
11	Kayla Cooper	G	5-9	So.	Plano, Texas
12	Payton Verhulst	G	6-1	Jr.	De Soto, Kan.
13	Jordan Moser	F	6-3	R-Sr.	Norman, Okla.
15	Lexy Keys	G	5-7	Sr.	Tahlequah, Okla.
20	Aubrey Joens	G	5-9	Sr.	Iowa City, Iowa
24	Skylar Vann	F	6-0	Sr.	Edmond, Okla.
25	Landry Allen	C	6-3	Fr.	Tuttle, Okla.
32	Sahara Williams	F	5-11	Fr.	Waterloo, Iowa
34	Liz Scott	F	6-2	R-Sr.	Houston, Texas

2022-23

0	Beatrice Culliton	C	6-3	Fr.	Overland Park, Kan.
1	Nevaeh Tot	G	5-3	Jr.	McKinney, Texas
2	Reyna Scott	G	5-10	Fr.	New York City, N.Y.
4	Kennady Tucker	G	5-10	Sr.	Little Rock, Ark.
5	Kiersten Johnson	F	6-4	Fr.	Duncanville, Texas
10	Kelbie Washington	G	5-7	So.	Norman, Okla.
11	Kayla Cooper	G	5-9	Fr.	Plano, Texas
13	Jordan Moser	F	6-1	Jr.	Norman, Okla.
20	Aubrey Joens	G	5-9	Jr.	Iowa City, Iowa
22	Ana Llanusa	G	6-0	RSr.	Choctaw, Okla.
23	Kaley Perkins	G	6-0	So.	Houston, Texas
24	Skylar Vann	F	6-0	Jr.	Edmond, Okla.
25	Madi Williams	G	6-0	RSr.	Fort Worth, Texas
30	Taylor Robertson	G	6-0	RSr.	McPherson, Kan.
33	Emma Svoboda	C	6-3	So.	La Quinta, Calif.
34	Liz Scott	F	6-2	Sr.	Houston, Texas

2021-22

1	Nevaeh Tot	G	5-2	So.	McKinney, Texas
4	Kennady Tucker	G	5-10	Jr.	Little Rock, Ark.
10	Kelbie Washington	G	5-6	Fr.	Norman, Okla.
12	Gabby Gregory	G	5-11	Jr.	Tulsa, Okla.
13	Jordan Moser	F	6-1	Jr.	Norman, Okla.
14	Bre'yon White	F	5-11	Fr.	Pearland, Texas
21	Nydia Lampkin	C	6-3	Sr.	Palm Bay, Fla.
22	Ana Llanusa	G	5-11	RSr.	Choctaw, Okla.
23	Kaley Perkins	G	6-0	Fr.	Houston, Texas
24	Skylar Vann	F	5-11	So.	Edmond, Okla.
25	Madi Williams	G	5-11	Sr.	Fort Worth, Texas
30	Taylor Robertson	G	5-11	Sr.	McPherson, Kan.
33	Emma Svoboda	C	6-3	Fr.	La Quinta, Calif.
34	Liz Scott	F	6-2	Jr.	Houston, Texas

2020-21

1	Nevaeh Tot	G	5-3	Fr.	McKinney, Texas
3	Mandy Simpson	F	6-1	Sr.	Boise, Id.
12	Gabby Gregory	G	6-0	So.	Tulsa, Okla.
15	Heavenly Greer	F	6-3	Fr.	Phoenix, Ariz.
22	Ana Llanusa	G	6-0	Sr.	Choctaw, Okla.
24	Skylar Vann	G	5-10	Fr.	Edmond, Okla.
25	Madi Williams	G/F	6-0	Jr.	Fort Worth, Texas
30	Taylor Robertson	G	5-7	Jr.	McPherson, Kan.
32	Tatum Veitenheimer	G	5-8	Jr.	Windthorst, Texas
34	Liz Scott	F	6-2	So.	Houston, Texas

2019-20

0	Jessi Murcer	G	5-7	So.	Moore, Okla.
3	Mandy Simpson	F	6-0	Jr.	Boise, Idaho
12	Gabby Gregory	G	6-0	Fr.	Tulsa, Okla.
13	Chloe Bloom	F/C	6-3	RFr.	Sydney, Australia
21	Nydia Lampkin	F	6-3	So.	Palm Bay, Fla.
22	Ana Llanusa	G	6-0	Jr.	Choctaw, Okla.
23	Ashlynn Dunbar	G	6-0	RJr.	Seabrook, Texas
25	Madi Williams	G/F	6-0	So.	Fort Worth, Texas
30	Taylor Robertson	G	5-7	So.	McPherson, Kan.
31	Aspen Williston	C	6-4	So.	Broken Bow, Okla.
32	Tatum Veitenheimer	G	5-8	So.	Windthorst, Texas
34	Liz Scott	F	6-2	Fr.	Tomball, Texas

2018-19

0	Jessi Murcer	G	5-7	Fr.	Moore, Okla.
3	Mandy Simpson	F	6-0	So.	Boise, Idaho
4	Clary Donica	F	6-0	Fr.	Ardmore, Okla.
12	Gileysa Penzo	G	5-9	RSO.	Guaynabo, P.R.
14	Shaina Pellington	G	5-7	So.	Pickering, Ontario
21	Nydia Lampkin	F	6-3	Fr.	Palm Bay, Fla.
22	Ana Llanusa	G	6-0	So.	Choctaw, Okla.
24	Ijeoma Odimgbe	F	6-4	Sr.	Savannah, Ga.
25	Madi Williams	G/F	6-0	Fr.	Fort Worth, Texas
30	Taylor Robertson	G	5-7	Fr.	McPherson, Kan.
31	Aspen Williston	C	6-4	Fr.	Broken Bow, Okla.
32	Tatum Veitenheimer	G	5-8	Fr.	Windthorst, Texas

2017-18

0	Vionise Pierre-Louis	C	6-4	Sr.	Lake Worth, Fla.
1	LaNesia Williams	G	5-7	Sr.	Oklahoma City, Okla.
3	Mandy Simpson	F	6-1	Fr.	Boise, Idaho
11	Morgan Rich	G	5-10	RSO.	Scottsville, Ky.
12	Gileysa Penzo	G	5-9	RJr.	Guaynabo, P.R.
14	Shaina Pellington	G	5-7	Fr.	Pickering, Ontario
21	Gabbi Ortiz	G	5-9	Sr.	Racine, Wis.
22	Ana Llanusa	G	6-0	Fr.	Choctaw, Okla.
23	Maddie Manning	G	6-2	Gr.	Ankeny, Iowa
24	Ijeoma Odimgbe	F	6-4	Jr.	Savannah, Ga.
30	McKenna Treece	C	6-4	Sr.	St. Peters, Mo.

2016-17

0	Vionise Pierre-Louis	C	6-4	Jr.	Lake Worth, Fla.
1	LaNesia Williams	G	5-7	Jr.	Oklahoma City, Okla.
2	T'ona Edwards	G	5-5	Sr.	Spencer, Okla.
3	Derica Wyatt	G	5-10	Sr.	Brentwood, Tenn.
10	Payton Little	G	5-11	RSr.	Abilene, Texas
11	Morgan Rich	G	5-10	RFr.	Scottsville, Ky.
12	Gileysa Penzo	G	5-9	RSO.	Guaynabo, P.R.
21	Gabbi Ortiz	G	5-9	Jr.	Racine, Wis.
22	Shaya Kellogg	F	6-2	Sr.	Ames, Iowa
23	Maddie Manning	G	6-2	RSr.	Ankeny, Iowa
24	Ijeoma Odimgbe	F	6-4	So.	Savannah, Ga.
25	Gioya Carter	G	5-9	Sr.	Midwest City, Okla.
30	McKenna Treece	C	6-4	Jr.	St. Peters, Mo.
32	Nancy Mulkey	C	6-9	Fr.	Cypress, Texas
33	Chelsea Dungee	G	5-11	Fr.	Sapulpa, Okla.

2015-16

0	Vionise Pierre-Louis	C	6-4	So.	Lake Worth, Fla.
1	Morgan Rich	G	5-10	Fr.	Scottsville, Ky.
2	T'ona Edwards	G	5-5	Jr.	Spencer, Okla.
10	Payton Little	G	5-11	RJr.	Abilene, Texas
11	Derica Wyatt	G	5-10	Jr.	Brentwood, Tenn.
12	Gileysa Penzo	G	5-9	RFr.	Guaynabo, P.R.
21	Gabbi Ortiz	G	5-9	So.	Racine, Wis.
22	Shaya Kellogg	F	6-2	Jr.	Ames, Iowa
23	Maddie Manning	G	6-2	RJr.	Ankeny, Iowa
24	Ijeoma Odimgbe	F	6-4	Fr.	Savannah, Ga.
25	Gioya Carter	G	5-9	Jr.	Midwest City, Okla.
30	McKenna Treece	C	6-4	So.	St. Peters, Mo.
32	LaNesia Williams	G	5-7	So.	Oklahoma City, Okla.
42	Kaylon Williams	F	6-3	RSr.	Midwest City, Okla.



ALL-TIME ROSTERS

2014-15

0	Vionise Pierre-Louis	C	6-4	Fr.	Lake Worth, Fla.
1	Nicole Kornet	G	6-1	Jr.	Lantana, Texas
2	T'ona Edwards	G	5-5	So.	Spencer, Okla.
10	Peyton Little	G	5-11	RSO.	Abilene, Texas
11	Derica Wyatt	G	5-10	So.	Brentwood, Tenn.
12	Gileysa Penzo	G	5-9	Fr.	Guaynabo, P.R.
13	Whitney Ritchie	G	5-8	Sr.	Oklahoma City, Okla.
21	Gabbi Ortiz	G	5-9	Fr.	Racine, Wis.
22	Shaya Kellogg	F	6-2	So.	Ames, Iowa
23	Maddie Manning	G	6-2	RSO.	Ankeny, Iowa
24	Sharane Campbell-Olds	G	5-10	Sr.	Spencer, Okla.
25	Gioya Carter	G	5-9	So.	Midwest City, Okla.
30	McKenna Treece	C	6-4	Fr.	St. Peters, Mo.
32	LaNesia Williams	G	5-7	Fr.	Oklahoma City, Okla.
42	Kaylon Williams	F	6-3	RJr.	Midwest City, Okla.

2013-14

1	Nicole Kornet	G	6-1	So.	Lantana, Texas
2	T'ona Edwards	G	5-5	Fr.	Spencer, Okla.
3	Aaryn Ellenberg	G	5-7	Sr.	Las Vegas, Nev.
4	Nicole Griffin	C	6-6	Sr.	Milwaukee, Wis.
10	Morgan Hook	G	5-10	Sr.	Lowell, Ark.
11	Derica Wyatt	G	5-10	Fr.	Brentwood, Tenn.
22	Shaya Kellogg	F	6-2	Fr.	Ames, Iowa
23	Maddie Manning	G	6-2	RFR.	Ankeny, Iowa
24	Sharane Campbell	G	5-10	Jr.	Spencer, Okla.
25	Gioya Carter	G	5-9	Fr.	Midwest City, Okla.
30	Peyton Little	G	5-11	So.	Abilene, Texas
31	Portia Durrett	F	6-1	Sr.	Louisville, Ky.
42	Kaylon Williams	F	6-3	RSO.	Midwest City, Okla.
43	Felisha Gibbs	F	6-2	Fr.	Parkin, Ark.

2012-13

1	Nicole Kornet	G	6-1	Fr.	Lantana, Texas
3	Aaryn Ellenberg	G	5-7	Jr.	Las Vegas, Nev.
4	Nicole Griffin	C	6-6	Jr.	Milwaukee, Wis.
10	Morgan Hook	G	5-10	Jr.	Lowell, Ark.
23	Maddie Manning	G	6-2	Fr.	Ankeny, Iowa
24	Sharane Campbell	G	5-10	So.	Spencer, Okla.
25	Whitney Hand	G	6-1	RSr.	Fort Worth, Texas
31	Portia Durrett	F	6-1	Jr.	Louisville, Ky.
33	Eden Williams	G	5-3	RSO.	Amarillo, Texas
42	Kaylon Williams	F	6-3	So.	Midwest City, Okla.
43	Tara Dunn	F	6-2	RFR.	Poth, Texas
44	Lyndsey Cloman	C	6-3	RJr.	San Antonio, Texas
45	Jasmine Hartman	G	5-10	RSr.	Houston, Texas
53	Joanna McFarland	F/C	6-3	Sr.	Derby, Kan.

2011-12

3	Aaryn Ellenberg	G	5-7	So.	Las Vegas, Nev.
4	Nicole Griffin	C	6-6	So.	Milwaukee, Wis.
10	Morgan Hook	G	5-10	So.	Lowell, Ark.
12	Jelena Cerina	C	6-5	Sr.	Vrsac, Serbia
20	Katherine Zander	F	6-4	Fr.	Orange Park, Fla.
22	DaShawn Harden	G	5-9	Fr.	Olathe, Kan.
24	Sharane Campbell	G	5-10	Fr.	Spencer, Okla.
25	Whitney Hand	G	6-1	RJr.	Fort Worth, Texas
34	Jacqueline Jeffcoat	F	6-2	So.	Plano, Texas
42	Kaylon Williams	F	6-3	Fr.	Midwest City, Okla.
44	Lyndsey Cloman	F/C	6-3	Jr.	San Antonio, Texas
45	Jasmine Hartman	G	5-10	Sr.	Houston, Texas
53	Joanna McFarland	F/C	6-3	Jr.	Derby, Kan.

2010-11

3	Aaryn Ellenberg	G	5-7	Fr.	Las Vegas, Nev.
4	Nicole Griffin	C	6-6	Fr.	Milwaukee, Wis.
10	Carlee Roethlisberger	F	6-1	Sr.	Findlay, Ohio
12	Jelena Cerina	C	6-5	Jr.	Vrsac, Serbia
13	Danielle Robinson	G	5-9	Sr.	San Jose, Calif.
14	Lauren Willis	G	5-11	Sr.	Overland Park, Kan.
22	Morgan Hook	G	5-10	Fr.	Lowell, Ark.
25	Whitney Hand	G	6-1	RSO.	Fort Worth, Texas
31	Kodi Morrison	G	5-8	So.	Seminole, Okla.
34	Jacqueline Jeffcoat	F/C	6-2	Fr.	Plano, Texas
44	Lyndsey Cloman	F/C	6-3	So.	San Antonio, Texas
45	Jasmine Hartman	G	5-10	Jr.	Houston, Texas
53	Joanna McFarland	F/C	6-3	So.	Derby, Kan.

2009-10

1	Nyeshia Stevenson	F	5-9	Sr.	Little Rock, Ark.
10	Carlee Roethlisberger	F	6-1	Jr.	Findlay, Ohio
13	Danielle Robinson	G	5-9	Jr.	San Jose, Calif.
14	Lauren Willis	G	5-11	Jr.	Overland Park, Kan.
21	Amanda Thompson	F	6-0	Sr.	Chicago, Ill.
25	Whitney Hand	G	6-1	So.	Fort Worth, Texas
31	Kodi Morrison	G	5-8	Fr.	Varnum, Okla.
34	Abi Olajuwon	C	6-4	Sr.	Los Angeles, Calif.
44	Lyndsey Cloman	C	6-2	Fr.	San Antonio, Texas
45	Jasmine Hartman	G	5-11	So.	Houston, Texas
53	Joanna McFarland	F/C	6-3	Fr.	Derby, Kan.

2008-09

1	Nyeshia Stevenson	F	5-9	Jr.	Little Rock, Ark.
3	Courtney Paris	C	6-4	Sr.	Piedmont, Calif.
4	Abi Olajuwon	C	6-4	Jr.	Los Angeles, Calif.
5	Ashley Paris	F	6-3	Sr.	Piedmont, Calif.
10	Carlee Roethlisberger	F	6-1	So.	Findlay, Ohio
13	Danielle Robinson	G	5-9	So.	San Jose, Calif.
14	Lauren Willis	G	5-11	So.	Overland Park, Kan.
15	Carolyn Winchester	F/C	5-11	Sr.	Washington, Okla.
21	Amanda Thompson	F	6-0	Jr.	Chicago, Ill.
25	Whitney Hand	G	6-1	Fr.	Fort Worth, Texas
31	Rose Hammond	G	5-9	Jr.	Depew, Okla.
45	Jasmine Hartman	G	5-11	Fr.	Houston, Texas
53	Jenny Vining	G	5-9	So.	Marshall, Ark.

2007-08

1	Nyeshia Stevenson	F	5-9	So.	Little Rock, Ark.
2	Jenny Vining	G	5-9	Fr.	Marshall, Ark.
3	Courtney Paris	C	6-4	Jr.	Piedmont, Calif.
4	Abi Olajuwon	C	6-4	So.	Los Angeles, Calif.
5	Ashley Paris	F/C	6-3	Jr.	Piedmont, Calif.
10	Carlee Roethlisberger	F	6-1	Fr.	Findlay, Ohio
11	Jenna Plumley	G	5-4	So.	Red Rock, Okla.
13	Danielle Robinson	G	5-9	Fr.	San Jose, Calif.
14	Lauren Willis	G	5-11	Fr.	Overland Park, Kan.
15	Carolyn Winchester	F/C	5-11	Jr.	Washington, Okla.
21	Amanda Thompson	F	6-0	So.	Chicago, Ill.
31	Rose Hammond	G	5-9	So.	Depew, Okla.

2006-07

1	Nyeshia Stevenson	F	5-9	Fr.	Little Rock, Ark.
3	Courtney Paris	C	6-4	So.	Piedmont, Calif.
4	Abi Olajuwon	C	6-3	Fr.	Los Angeles, Calif.
5	Ashley Paris	F	6-3	So.	Piedmont, Calif.
11	Jenna Plumley	PG	5-4	Fr.	Red Rock, Okla.
15	Carolyn Winchester	F	5-11	So.	Washington, Okla.
20	Kendra Moore	PG	5-5	Sr.	Ardmore, Okla.
21	Amanda Thompson	F	6-0	Fr.	Chicago, Ill.
22	Chelsi Welch	G	5-9	Sr.	Plainview, Texas
24	Leah Rush	F	6-1	Sr.	Amarillo, Texas
31	Rose Hammond	G	5-9	Fr.	Depew, Okla.
32	Krista Sanchez	F	6-1	Sr.	Springdale, Ark.
33	Britney Brown	PG	5-8	Sr.	Norman, Okla.
34	Erin Higgins	G	5-9	Sr.	Oklahoma City, Okla.

HISTORY



2005-06

3	Courtney Paris	C	6-4	Fr.	Piedmont, Calif.
5	Ashley Paris	C/F	6-3	Fr.	Piedmont, Calif.
11	Laura Andrews	G/F	6-3	Sr.	Washington, Okla.
14	Beky Preston	C	6-3	Sr.	Albuquerque, N.M.
15	Carolyn Winchester	F	5-11	Fr.	Washington, Okla.
20	Kendra Moore	G	5-5	Jr.	Ardmore, Okla.
22	Chelsi Welch	G	5-9	Jr.	Plainview, Texas
24	Leah Rush	F	6-1	Jr.	Amarillo, Texas
32	Krista Sanchez	F	6-1	Jr.	Springdale, Ark.
33	Britney Brown	G	5-8	Jr.	Norman, Okla.
34	Erin Higgins	G	5-9	Jr.	Oklahoma City, Okla.

2004-05

0	Chelsi Welch	G	5-9	So.	Plainview, Texas
11	Laura Andrews	G/F	6-0	Jr.	Washington, Okla.
12	Lauren Shoush	G	5-11	Sr.	Oklahoma City, Okla.
14	Beky Preston	C	6-3	Jr.	Albuquerque, N.M.
15	Kelly Lam	C	6-3	Fr.	Milwaukee, Wis.
20	Kendra Moore	G	5-5	So.	Ardmore, Okla.
24	Leah Rush	F	6-1	So.	Amarillo, Texas
31	Antoinette Wadsworth	F	5-11	Jr.	Grand Prairie, Texas
32	Krista Sanchez	F	6-1	So.	Springdale, Ark.
33	Britney Brown	G	5-8	So.	Norman, Okla.
34	Erin Higgins	G	5-9	So.	Oklahoma City
35	Dionnah Jackson	G	5-9	Sr.	St. Louis, Mo.
50	Casey Walker	C	6-3	So.	Houston, Texas

2003-04

0	Chelsi Welch	G	5-9	So.	Plainview, Texas
5	Maria Villarreal	G	5-8	Sr.	Margarita, Venezuela
10	Caton Hill	F	6-1	Sr.	Ada, Okla.
11	Laura Andrews	G	6-0	So.	Washington, Okla.
12	Lauren Shoush	G	5-11	Jr.	Oklahoma City, Okla.
14	Beky Preston	C	6-3	So.	Albuquerque, N.M.
20	Kendra Moore	G	5-5	Fr.	Ardmore, Okla.
24	Leah Rush	F	6-1	Fr.	Amarillo, Texas
31	Antoinette Wadsworth	F	5-11	So.	Grand Prairie, Texas
32	Krista Sanchez	F	6-1	Fr.	Springdale, Ark.
33	Britney Brown	G	5-8	Fr.	Norman, Okla.
34	Erin Higgins	G	5-9	Fr.	Oklahoma City, Okla.
35	Dionnah Jackson	G	5-9	Jr.	St. Louis, Mo.
50	Casey Walker	C	6-3	Fr.	Houston, Texas

2002-03

0	Chelsi Welch	G	5-9	Fr.	Plainview, Texas
4	Stephanie Luce	G	5-6	So.	Southlake, Texas
5	Maria Villarreal	G	5-8	Jr.	Margarita, Venezuela
10	Caton Hill	F	6-1	Jr.	Ada, Okla.
11	Stephanie Simon	G	6-0	Jr.	Clinton, Okla.
12	Lauren Shoush	G	5-11	Fr.	Oklahoma City, Okla.
14	Beky Preston	C	6-3	Fr.	Albuquerque, N.M.
22	Theresa Jantzen	F/C	6-3	Jr.	Medicine Hat, Alberta
31	Antoinette Wadsworth	G/F	5-11	Fr.	Grand Prairie, Texas
33	Laura Andrews	G/F	6-0	Fr.	Washington, Okla.
34	Erin Higgins	G	5-9	Fr.	Oklahoma City
35	Dionnah Jackson	G	5-9	Fr.	St. Louis, Mo.
50	Casey Walker	C	6-3	Fr.	Houston, Texas
51	Kate Scott	G	5-10	Jr.	Kansas City, Kan.

2001-02

4	Stephanie Luce	G	5-6	So.	Southlake, Texas
10	Caton Hill	F	6-1	Jr.	Ada, Okla.
11	Stephanie Simon	G	6-0	Jr.	Clinton, Okla.
12	Lauren Shoush	G	5-11	Fr.	Oklahoma City, Okla.
15	Jennifer Cunningham	C	6-3	Sr.	Kingston, Ontario
20	LaNeisha Caufield	G	5-9	Sr.	Ada, Okla.
21	Stacey Dales	G	6-0	Sr.	Brockville, Ontario
22	Theresa Jantzen	F/C	6-3	Jr.	Medicine Hat, Alberta
31	Antoinette Wadsworth	G/F	5-11	Fr.	Grand Prairie, Texas
33	Rosalind Ross	G	5-9	Sr.	Milwaukee, Wis.
35	Dionnah Jackson	G	5-9	Fr.	St. Louis, Mo.
40	Shannon Selmon	F	6-1	Sr.	Norman, Okla.
42	Lindsey Casey	F	6-1	Fr.	Longview, Texas
45	Jamie Talbert	F	6-2	Sr.	Elkhart, Kan.
51	Kate Scott	G	5-10	Jr.	Kansas City, Kan.

2000-01

00	Desiree Taylor	F	6-1	Sr.	Richardson, Texas
10	Caton Hill	F	6-1	So.	Ada, Okla.
11	Stephanie Simon	G	6-0	So.	Clinton, Okla.
13	Sunny Hardeman	G	5-7	Sr.	Norman, Okla.
14	Stephanie Luce	G	5-6	Fr.	Southlake, Texas
15	Jennifer Cunningham	C	6-3	Jr.	Kingston, Ontario
20	LaNeisha Caufield	G	5-9	Jr.	Ada, Okla.
21	Stacey Dales	G	6-0	Jr.	Brockville, Ontario
23	Jadrea Seeley	G	6-1	So.	Bethel, Okla.
32	Emily Britt	F	6-0	So.	Granbury, Texas
33	Rosalind Ross	G	5-9	Jr.	Milwaukee, Wis.
40	Shannon Selmon	F	6-1	Jr.	Norman, Okla.
45	Jamie Talbert	F	6-2	Jr.	Elkhart, Kan.
51	Kate Scott	G	5-10	So.	Kansas City, Kan.

1999-00

00	Desiree Taylor	F	6-1	Jr.	Richardson, Texas
4	Jessica Rhoten	F/C	6-3	Jr.	Enid, Okla.
10	Caton Hill	F	6-1	Fr.	Ada, Okla.
11	Stephanie Simon	G	6-0	Fr.	Clinton, Okla.
12	Angye Tilley	G	5-9	Fr.	Bristow, Okla.
13	Sunny Hardeman	G	5-7	Jr.	Norman, Okla.
15	Jennifer Cunningham	C	6-3	So.	Kingston, Ontario
20	LaNeisha Caufield	G	5-9	So.	Ada, Okla.
21	Stacey Dales	G	6-0	So.	Brockville, Ontario
23	Jadrea Seeley	G	6-2	Fr.	Bethel, Okla.
32	Emily Britt	F	6-0	Fr.	Granbury, Texas
33	Kate Scott	F	5-10	Fr.	Overland Park, Kan.
34	Phylesha Whaley	F	5-10	Sr.	Slaton, Texas
40	Shannon Selmon	F	6-1	So.	Norman, Okla.
43	Jamie Mayer	G	5-9	Fr.	Elk City, Okla.

1998-99

00	Desiree Taylor	F	6-1	So.	Richardson, Texas
11	Miranda Stacy	F	5-8	Jr.	Tulsa, Okla.
13	Sunny Hardeman	G	5-7	So.	Norman, Okla.
14	Jamie Anderson	C	6-3	Sr.	Epping, Australia
15	Jennifer Cunningham	C	6-3	Fr.	Kingston, Ontario
20	LaNeisha Caufield	G	5-9	Fr.	Ada, Okla.
21	Stacey Dales	G	6-0	Fr.	Brockville, Ontario
22	Michele Workman	F	5-11	Sr.	Chickasha, Okla.
24	Zuzana Krumlova	C	6-4	So.	Prague, Czech Republic
31	Nola Wainohu	F	5-10	Jr.	Hamilton, N.Z.
32	Kelley Workman	F	5-11	Sr.	Chickasha, Okla.
34	Phylesha Whaley	F	5-10	Jr.	Slaton, Texas
40	Shannon Selmon	F	6-1	Fr.	Norman, Okla.

1997-98

00	Desiree Taylor	F	6-1	Fr.	Richardson, Texas
3	Shonika Breedlove	G	5-7	Fr.	Muskogee, Okla.
4	Shontell Brown	G	5-6	So.	Denver, Colo.
10	Roxanne Long	G	5-8	Sr.	Corvallis, Ore.
11	Miranda Stacy	F	5-8	Jr.	Tulsa, Okla.
13	Sunny Hardeman	G	5-7	Fr.	Norman, Okla.
14	Jamie Anderson	C	6-3	Fr.	Epping, Australia
21	Stacey Dales	G/F	6-0	Fr.	Brockville, Ontario
22	Michele Workman	F	5-11	Jr.	Chickasha, Okla.
24	Zuzana Krumlova	C	6-4	Fr.	Prague, Czech Republic
32	Kelley Workman	F	5-11	Jr.	Chickasha, Okla.
34	Phylesha Whaley	F	5-10	So.	Slaton, Texas



ALL-TIME ROSTERS

1996-97

3	Shonika Breedlove	G	5-7	Jr.	Muskogee, Okla.
4	Shontell Brown	G	5-6	Fr.	Denver, Colo.
10	Roxanne Long	G	5-8	Jr.	Corvallis, Ore.
12	Suzanne Kern	C	6-2	Fr.	Jenks, Okla.
15	Jennifer Hajek	G	5-7	Jr.	Hennessey, Okla.
22	Michele Workman	F	5-11	So.	Chickasha, Okla.
23	Jamie Phillips	C	6-2	Jr.	Sallisaw, Okla.
24	Tina Taylor	F	6-0	Sr.	Vian, Okla.
25	Yolanda Anderson	C	6-2	Sr.	Lincolntonville, S.C.
32	Kelley Workman	F	5-11	So.	Chickasha, Okla.
33	Jenny Bramer	G	5-8	Sr.	Omaha, Neb.
34	Phylesha Whaley	F	5-10	Fr.	Slaton, Texas
44	Kelli Inman	F	6-0	So.	Ringwood, Okla.

1995-96

3	Lori Schenk	F	5-11	Fr.	Watonga, Okla.
5	Kendra Panther	G	5-8	Fr.	Rapid City, S.D.
10	Roxanne Long	G	5-8	So.	Corvallis, Ore.
15	Jennifer Hajek	G	5-7	So.	Hennessey, Okla.
20	Nikki Corcoran	F	5-10	Sr.	Bethel, Okla.
21	LaNae Jones	C	6-5	Sr.	Kaufman, Texas
22	Pam Pennon	G	5-6	Sr.	Eagletown, Okla.
23	Jamie Phillips	C	6-2	So.	Sallisaw, Okla.
24	Tina Taylor	F	6-0	Jr.	Vian, Okla.
25	Yolanda Anderson	C	6-2	Jr.	Lincolntonville, S.C.
31	Leslie Flemons	F	6-1	Jr.	Altus, Okla.
32	Etta Maytubby	F	5-11	Fr.	Del City, Okla.
33	Kelley Workman	F	5-11	Fr.	Chickasha, Okla.
34	Michele Workman	F	5-11	Fr.	Chickasha, Okla.
44	Kelli Inman	F	6-0	Fr.	Ringwood, Okla.

1994-95

10	Roxanne Long	G	5-7	So.	Corvallis, Ore.
11	Melissa Richie	G	5-8	Jr.	Jay, Okla.
12	Stephaine Chandler	F	6-0	Jr.	Tulsa, Okla.
13	Mandy Wade	C	6-3	Sr.	Ringling, Okla.
15	Jennifer Hajek	G	5-7	Fr.	Hennessey, Okla.
20	Nikki Corcoran	G/F	5-10	Jr.	Bethel, Okla.
21	LaNae Jones	C	6-5	Jr.	Kaufman, Texas
22	Pam Pennon	G	5-6	Jr.	Eagletown, Okla.
23	Jamie Phillips	C	6-2	Fr.	Sallisaw, Okla.
24	Sharee Mitchum	G/F	5-10	Sr.	Muskogee, Okla.
30	Malisa Daniel	C	6-4	Fr.	Prague, Okla.
31	Leslie Flemons	F	6-1	So.	Altus, Okla.
32	Etta Maytubby	F	5-11	Jr.	Del City, Okla.
33	Misty Van Curen	G	5-8	Jr.	Mustang, Okla.
43	Sheri Black	F	6-0	Sr.	Dale, Okla.
44	Angie Guffy	F	6-2	Sr.	Ringwood, Okla.

1993-94

10	Roxanne Long	G	5-7	Fr.	Corvallis, Ore.
11	Melissa Richie	G	5-8	Jr.	Jay, Okla.
13	Mandy Wade	C	6-3	Jr.	Ringling, Okla.
14	Crystal Lawson	G	5-8	So.	Jenks, Okla.
20	Nikki Corcoran	G/F	5-10	So.	Bethel, Okla.
21	LaNae Jones	C	6-5	So.	Kaufman, Texas
23	Jamie Graves	G	5-8	Sr.	Ponca City, Okla.
24	Sharee Mitchum	G/F	5-10	Jr.	Muskogee, Okla.
25	Amy Hightower	F	5-10	Jr.	Piedmont, Okla.
31	Leslie Flemons	F	6-1	Fr.	Altus, Okla.
32	Etta Maytubby	F	5-11	So.	Del City, Okla.
33	Misty Van Curen	G	5-8	So.	Mustang, Okla.
43	Sheri Black	F	6-0	Jr.	Dale, Okla.
44	Angie Guffy	F	6-2	Jr.	Ringwood, Okla.

1992-93

11	Melissa Richie	G	5-8	So.	Jay, Okla.
13	Mandy Wade	C	6-3	So.	Ringling, Okla.
14	Crystal Lawson	G	5-8	Fr.	Jenks, Okla.
20	Nikki Corcoran	G/F	5-10	Fr.	Bethel, Okla.
21	LaNae Jones	C	6-5	Fr.	Kaufman, Texas
23	Jamie Graves	G	5-8	Jr.	Ponca City, Okla.
24	Sharee Mitchum	G/F	5-10	So.	Muskogee, Okla.
25	Amy Hightower	F	5-10	So.	Piedmont, Okla.
31	Leslie Flemons	F	6-1	Fr.	Altus, Okla.
32	Etta Maytubby	F	5-11	So.	Del City, Okla.
33	Misty Van Curen	G	5-8	Fr.	Mustang, Okla.
40	J'Anna Williams	C	6-2	Fr.	Jenks, Okla.
43	Sheri Black	F	6-0	So.	Dale, Okla.
44	Angie Guffy	F	6-2	So.	Ringwood, Okla.

1991-92

11	Melissa Richie	F	5-7	Fr.	Jay, Okla.
13	Mandy Wade	F	6-3	Fr.	Ringling, Okla.
20	Amanda Hopkins	G	5-8	Jr.	Woodward, Okla.
22	Angie Alexander	G	5-11	Sr.	Preston, Okla.
23	Carin Stites	G	5-9	Sr.	Adair, Okla.
24	Sharee Mitchum	F	5-10	Fr.	Muskogee, Okla.
25	Amy Hightower	G	5-10	Fr.	Piedmont, Okla.
30	Elissa Walker	F	6-1	Jr.	Great Falls, Mont.
32	Sharon Webster	F	6-0	Jr.	Midwest City, Okla.
34	Yakini Wilson	G	5-8	Fr.	Oklahoma City
40	Kelli Epps	F	5-11	Sr.	Bartlesville, Okla.
43	Sheri Black	F	6-0	Fr.	Dale, Okla.
44	Angie Guffy	F	6-2	Fr.	Ringwood, Okla.
55	Connie Bodine	F	5-11	Fr.	Derby, Kan.

1990-91

10	Cecilia Harge	F	5-10	So.	Albuquerque, N.M.
11	Cara Jenkins-Gresham	G	5-4	Fr.	Oklahoma City
20	Amanda Hopkins	G	5-7	Jr.	Woodward, Okla.
22	Angie Alexander	G/F	5-11	Jr.	Preston, Okla.
23	Robin Smith	G	5-9	So.	Troy, Mo.
24	Dana Posey	G	5-7	Jr.	Ardmore, Okla.
30	Elissa Walker	F	6-1	Jr.	Great Falls, Mont.
31	Lori Johnson	G	5-8	So.	Anadarko, Okla.
32	Sharon Webster	F	6-0	So.	Midwest City, Okla.
33	Rhonda Matzke	G	5-8	So.	Silver Lake, Kan.
34	Kris Hanson	F/C	6-2	Jr.	Yorkshire, N.Y.
40	Kelli Epps	G/F	5-11	Jr.	Bartlesville, Okla.
43	Carin Stites	G	5-9	Jr.	Adair, Okla.
44	Marla Duncan	F	5-10	Sr.	Milwaukee, Wis.
50	Cathy Bassett	F	6-0	Sr.	Sanborn, Minn.
53	Shannon Hallahan	C	6-2	So.	Fremont, Calif.

1989-90

00	Shannon Hallahan	C	6-2	Fr.	Fremont, Calif.
12	Laura Rushing	G	5-8	Sr.	Claremore, Okla.
13	Dawn Bleacher	F	5-10	Fr.	Moore, Okla.
21	Cathy Bassett	F	6-0	Jr.	Sanborn, Minn.
22	Angie Alexander	G/F	5-11	So.	Preston, Okla.
23	Robin Smith	G	5-9	Fr.	Troy, Mo.
24	Dana Posey	G	5-7	So.	Ardmore, Okla.
30	Elissa Walker	F	6-1	So.	Great Falls, Mont.
32	Sharon Webster	F	6-0	Fr.	Midwest City, Okla.
33	Rhonda Matzke	G	5-8	Fr.	Silver Lake, Kan.
34	Kris Hanson	F/C	6-2	So.	Yorkshire, N.Y.
40	Kelli Epps	G/F	5-11	Jr.	Bartlesville, Okla.
42	Tami Rogers	F/G	5-9	Sr.	Mont Belvieu, Texas
43	Kerri Mulry	F	6-1	Sr.	Combined Locks, Wis.
44	Marla Duncan	F	5-10	Jr.	Milwaukee, Wis.

HISTORY



1988-89

3	Stephanie Sammons	G	5-4	Fr.	Plano, Texas
10	Beth Brown	G	5-5	So.	Sallisaw, Okla.
12	Laura Rushing	G	5-8	Jr.	Claremore, Okla.
21	Lori Johnson	G	5-6	Fr.	Anadarko, Okla.
22	Angie Alexander	G	5-11	Fr.	Preston, Okla.
23	Shelly Neeley	G	5-8	Sr.	Dighton, Kan.
24	Dana Posey	G	5-9	Fr.	Ardmore, Okla.
32	Erika Notzke	C	6-3	Sr.	Lawton, Okla.
33	Jo Mosley	F	6-0	Sr.	Oklahoma City, Okla.
34	Kris Hanson	C	6-2	Fr.	Yorkshire, N.Y.
35	Tina Ogden	F	5-11	So.	Woodward, Okla.
40	Kelli Epps	G	5-9	So.	Bartlesville, Okla.
42	Tami Rogers	G	5-9	Jr.	Mont Belvieu, Texas

1987-88

3	Toni Campbell	G	5-6	So.	Philadelphia, Pa.
10	Pam Zachary	G	5-6	Jr.	Sapulpa, Okla.
12	Laura Rushing	G	5-9	So.	Claremore, Okla.
14	Margaret McKeon	G	5-7	So.	New York City, N.Y.
21	Terry Willis	F	6-1	Sr.	Lawton, Okla.
22	Lee Brock	G	5-8	Sr.	Ventura, Calif.
23	Shelly Neeley	G	5-8	Jr.	Dighton, Kan.
32	Erika Notzke	C	6-3	Jr.	Lawton, Okla.
33	Jo Mosley	F	6-0	Jr.	Oklahoma City, Okla.
34	Dale Ivey	F	6-1	Sr.	Brookshire, Texas
35	Tina Ogden	F	5-11	Fr.	Woodward, Okla.
40	Kelli Epps	G/F	5-9	Fr.	Bartlesville, Okla.
42	Tami Rogers	G	5-9	Jr.	Mont Belvieu, Texas

1986-87

10	Pam Zachary	G	5-6	So.	Sapulpa, Okla.
14	Margaret McKeon	G	5-7	Fr.	New York City, N.Y.
15	Laura Rushing	G	5-9	Fr.	Claremore, Okla.
20	Toni Campbell	G	5-6	Fr.	Philadelphia, Pa.
21	Terry Willis	F	6-1	Sr.	Lawton, Okla.
22	Lee Brock	G	5-8	Jr.	Ventura, Calif.
23	Shelly Neeley	G	5-8	So.	Dighton, Kan.
30	LaTrenda Phillips	G	6-0	Sr.	Lawton, Okla.
32	Erika Notzke	C	6-3	So.	Lawton, Okla.
33	Jo Mosley	F	6-0	So.	Oklahoma City, Okla.
34	Dale Ivey	C	6-0	Jr.	Brookshire, Texas
42	Tami Rogers	G	5-9	So.	Mont Belvieu, Texas
43	Julie Callan	C	6-0	Jr.	Lombard, Ill.
52	Lisa Allison	C	6-3	Sr.	Carthage, Mo.

1985-86

10	Pam Zachary	G	5-6	Fr.	Sapulpa, Okla.
13	Vickie Green	G	5-9	Sr.	Dallas, Texas
14	Jacquetta Hurley	F	6-1	Sr.	Oklahoma City, Okla.
15	Michelle West	G	5-10	Fr.	Lawton, Okla.
20	Viki Streets	G	5-6	Sr.	Bartlesville, Okla.
21	Terry Willis	F	6-1	Jr.	Lawton, Okla.
22	Lee Brock	G	5-8	So.	Ventura, Calif.
23	Shelly Neeley	G	5-8	Fr.	Dighton, Kan.
30	LaTrenda Phillips	G	6-0	Jr.	Lawton, Okla.
32	Erika Notzke	F	6-3	Fr.	Lawton, Okla.
33	Jo Mosley	F	6-0	Fr.	Oklahoma City, Okla.
34	Kelly Hill	C	6-2	Jr.	Washington, Okla.
42	Tami Rogers	G	5-9	Fr.	Mont Belvieu, Texas
43	Julie Callan	C	6-0	So.	Lombard, Ill.
52	Lisa Allison	C	6-3	Jr.	Carthage, Mo.

1984-85

10	Shirley Fisher	G	5-9	Jr.	Oklahoma City, Okla.
12	Viki Streets	G	5-6	Jr.	Bartlesville, Okla.
13	Vickie Green	G	5-9	Jr.	Dallas, Texas
14	Jacquetta Hurley	F/C	6-1	Jr.	Fox, Okla.
15	Cynthia Pickens	G	5-7	Sr.	Graham, Okla.
20	Terry Willis	F/C	6-1	So.	Lawton, Okla.
22	Lee Brock	G	5-8	Fr.	Ventura, Calif.
30	LaTrenda Phillips	F/G	6-0	So.	Lawton, Okla.
31	Mandy Miller	C	6-2	So.	Broken Arrow, Okla.
34	Kelly Hill	C	6-2	So.	Washington, Okla.
42	Lisa Allison	C	6-3	So.	Carthage, Mo.
43	Julie Callan	C	6-1	So.	So.
Lombard, Ill.					

1983-84

10	Shirley Fisher	G	5-9	So.	Oklahoma City, Okla.
14	Jacquetta Hurley	F/C	6-1	So.	Fox, Okla.
15	Cynthia Pickens	G	5-7	Jr.	Graham, Okla.
20	Terry Willis	F	6-1	Fr.	Lawton, Okla.
21	Lynn McCurdy	F/G	5-11	Sr.	Purcell, Okla.
23	Bonita Turner	G	5-8	Sr.	Colbert, Okla.
30	LaTrenda Phillips	G	6-0	Fr.	Lawton, Okla.
31	Mandy Miller	C	6-2	Fr.	Broken Arrow, Okla.
32	Toni Eldridge	G	5-9	So.	Cerritos, Calif.
33	Anadth Beers	G	5-9	Sr.	Bixby, Okla.
34	Kelly Hill	C	6-2	Fr.	Washington, Okla.
42	Lisa Allison	C	6-3	Fr.	Carthage, Mo.

1982-83

10	Shirley Fisher	G	5-9	Fr.	Oklahoma City, Okla.
12	Kari Holder	G	5-8	So.	Los Alamos, N.M.
13	Sandy Heatherington	G	5-9	Sr.	Moore, Okla.
14	Jacquetta Hurley	F	6-1	Fr.	Fox, Okla.
15	Carla Pearson	F/G	5-9	Sr.	St. Louis, Mo.
21	Lynn McCurdy	F/G	5-11	Jr.	Purcell, Okla.
22	Ladanah Sanders	G	5-7	Sr.	Asher, Okla.
23	Bonita Turner	G	5-8	Jr.	Colbert, Okla.
24	Molly McGuire	C	6-1	Sr.	Pawhuska, Okla.
30	Shelley Waller	F	5-11	Sr.	Okmulgee, Okla.
31	Jennye Ogle	C	6-1	So.	Tahlequah, Okla.
32	Toni Eldridge	F/G	5-10	Fr.	Cerritos, Calif.
33	Ardath Beers	G	5-9	Jr.	Bixby, Okla.
42	Sherri Willis	F	5-11	Fr.	Queens, N.Y.

1981-82

11	Cathy Gerdes	G	5-4	Jr.	Houston, Texas
12	Kari Holder	G	5-7	Fr.	Los Alamos, N.M.
13	Sandy Douglas	G	5-9	Jr.	Tuttle, Okla.
14	Janet Southard	F	5-11	Sr.	Moore, Okla.
15	Carla Pearson	G	5-9	Jr.	St. Louis, Mo.
20	Jennye Ogle	F	6-0	Fr.	Tahlequah, Okla.
21	Lynn McCurdy	F/G	5-10	So.	Purcell, Okla.
22	Ladanah Sanders	G	5-7	Jr.	Asher, Okla.
23	Bonita Turner	G	5-8	So.	Colbert, Okla.
24	Molly McGuire	C	6-1	Jr.	Pawhuska, Okla.
30	Shelley Waller	F	5-9	Jr.	Okmuglee, Okla.
32	Dee Dee Swan	F	6-0	So.	Arvada, Colo.
33	Ardath Beers	G	5-8	So.	Bixby, Okla.
43	Lisa Bittle	C	6-0	Fr.	Bixby, Okla.



ALL-TIME ROSTERS



» LaTrenda Phillips earned first-team All-Big Eight honors her junior (1985-86) and senior (1986-87) seasons. She averaged 13.1 points as OU earned its first-ever conference title in 1986. Phillips still ranks sixth in school history with 232 steals.

1980-81

11 Rhona Ray	G	5-6	Fr.	Norman, Okla.
14 Janet Southard	F	5-11	Jr.	Moore, Okla.
15 Carla Pearson	G	5-8	So.	St. Louis, Mo.
20 Janet Gabriel	G	5-8.5	Sr.	Sayre, Pa.
21 Lynn McCurdy	G	5-10	Fr.	Purcell, Okla.
22 Ladanah Sanders	G	5-7	So.	Asher, Okla.
23 Bonita Turner	G	5-8	Fr.	Colbert, Okla.
24 Molly McGuire	F/C	6-0	So.	Pawhuska, Okla.
30 Shelley Waller	G	5-9	So.	Okmulgee, Okla.
32 Teresa Ray	F/C	6-0	Sr.	Norman, Okla.
33 Joyce Parker	F	6-0	Sr.	Colbert, Okla.
34 Karen Morrison	G	5-8	So.	Jenks, Okla.
43 Erin Schrieber	F/C	6-0	Fr.	Jenks, Okla.

1979-80

10 Cherie LaDue	G	5-6	Fr.	Dallas, Texas
11 Barbie Daugherty	G	5-4	Fr.	Holdenville, Okla.
12 Mary Lane	G	5-4	Jr.	Fairfax, Okla.
14 Janet Freeman	F	5-11	So.	Moore, Okla.
15 Carla Pearson	G/F	5-8	Fr.	St. Louis, Mo.
21 Leslie Core	G	5-8	Fr.	Pawhuska, Okla.
22 Ladanah Sanders	G	5-7	Fr.	Asher, Okla.
23 Terri Adams	C	6-0	Sr.	Sharon, Okla.
24 Molly McGuire	C/F	6-0	Fr.	Pawhuska, Okla.
30 Shelley Waller	F	5-9	Fr.	Okmulgee, Okla.
32 Teresa Ray	C/F	6-0	So.	Norman, Okla.
33 Joyce Parker	F	6-0	Jr.	Colbert, Okla.
34 Karen Morrison	G	5-8	Fr.	Jenks, Okla.
35 Gail Lashley	G	5-6	Jr.	Keota, Okla.

1978-79

14 Janet Freeman	F	6-0	Fr.	Moore, Okla.
21 Karon Couts	G	5-4	So.	Mustang, Okla.
22 Jana Brady	F	5-11	So.	Healdton, Okla.
23 Lorna Goodnoh	G	5-9	So.	Del City, Okla.
25 Susan Gregg	G/F	5-9	So.	Harrarah, Okla.
30 Mary Lane	G	5-4	So.	Norman, Okla.
31 Barbara Johnson	C	6-2	Fr.	Duncan, Okla.
32 Marta Moorman	G	5-7	Sr.	Tonkawa, Okla.
33 Joyce Parker	F	6-0	So.	Colbert, Okla.
35 Janet Fajen	F/C	6-0	So.	Guymon, Okla.
Teresa Ray	C	6-0	So.	Norman, Okla.
Annette Tucker	G	5-6	So.	Noble, Okla.

1977-78

10 Vicki McCann	G	5-8	Fr.	Lindsay, Okla.
11 Annette Tucker	G	5-6	Fr.	Noble, Okla.
13 LaDawn Whitlock	G	5-6	Fr.	Byng, Okla.
14 Janet Fajen	C/F	6-0	Fr.	Guymon, Okla.
15 Lisa Wasson	G	5-7	Fr.	Pernell, Okla.
20 Teresa Ray	C/F	6-0	Fr.	Norman, Okla.
21 Joyce Parker	C/F	6-0	Fr.	Colbert, Okla.
22 Jana Brady	C/F	5-11	Fr.	Healdton, Okla.
23 Dinah Christian	F	5-10	Fr.	Choctaw, Okla.
24 Olive Kehnemund	F	5-10	Fr.	Enid, Okla.
25 Terry Marcum	G	5-7	Jr.	Norman, Okla.
30 Marta Moorman	F	5-10	Jr.	Tonkawa, Okla.

1976-77

10 Sandra Parker	G	5-6	Fr.	Del City, Okla.
11 Terry James	G	5-4	Fr.	Talihina, Okla.
12 Gail Frasier	F/G	5-6	Fr.	Oklahoma City, Okla.
14 Mary Lane	G	5-4	Fr.	Fairfax, Okla.
15 Debbie Sheppard	G/F	5-7	Fr.	Mustang, Okla.
20 Pam Lewis	G	5-2	Fr.	Dale, Okla.
21 Janet Whitehorse	G	5-4	So.	Elgin, Okla.
22 Susan Whitehorse	F	5-9	So.	Elgin, Okla.
23 Lorna Derby	F	5-9	Fr.	Del City, Okla.
24 Susan Smith	G	5-3	Fr.	Moore, Okla.
25 Kris Mullins	F	5-7	Fr.	Purcell, Okla.
30 Cindy Ladner	F	6-0	Jr.	Eldorado, Okla.

1975-76

11 Mildred Montgomery	G	5-8	So.	Poteau, Okla.
13 Kim Jones	G	5-7	Fr.	Moore, Okla.
15 Vee Sutton	G	5-4	Fr.	Tulsa, Okla.
21 Janet Whitehorse	G	5-7	Fr.	Elgin, Okla.
22 Robyn Barkett	G	5-5	Fr.	Alva, Okla.
23 Bonnie Little	G	5-10	Jr.	Marshaltown, Iowa
24 Jo Stottsberry	G	5-11	So.	Poteau, Okla.
30 Sherri Jackson	G	5-6	Fr.	Collinsville, Okla.
31 Cindy Foor	G	5-6	So.	Norman, Okla.
33 Julie Arrington	G	5-10	Fr.	Canadian, Texas
34 Toni Bayouth	C	5-4	Fr.	Cleveland, Okla.
45 Deborah Clark	G	5-6	So.	Catossa, Okla.
51 Susan Whitehorse	G	5-9	Fr.	Elgin, Okla.

1974-75

11 Jackie Farley	F	5-6	Sr.	Tipton, Okla.
15 Mollie Barnes	G	5-3	Fr.	Schulter, Okla.
22 Jana Jobe	G	5-1	Fr.	Moore, Okla.
25 Shelly Thomas	F	5-7	Jr.	Oklahoma City, Okla.
30 Cay Papagolos	F	5-5	Fr.	Midwest City, Okla.
33 Julie Arrington	C	5-10	Fr.	Canadian, Texas
34 Mary Larchey	F	5-7	So.	Brahman, Okla.
45 Deborah Clark	F	5-6	So.	Catossa, Okla.
54 Alice Roach	G	5-1	Fr.	Owasso, Okla.

HISTORY



ARKANSAS (6)

Nyeshia Stevenson (Little Rock)
Kennedy Tucker (Little Rock)
Jenny Vining (Marshall)
Felisha Gibbs (Parkin)
Morgan Hook (Rogers)
Krista Sanchez (Springdale)

CALIFORNIA (8)

Shannon Hallahan (Fremont)
Toni Eldridge (Cerritos)
Emma Svoboda (La Quinta)
Abi Olajuwon (Los Angeles)
Ashley Paris (Piedmont)
Courtney Paris (Piedmont)
Danielle Robinson (San Jose)
Lee Brock (Ventura)

COLORADO (2)

Dee Dee Swan (Arvada)
Shontell Brown (Denver)

FLORIDA (2)

Nydia Lampkin (Palm Bay)
Katherine Zander (Orange Park)

GEORGIA (1)

Ijeoma Odimgbe (Savannah)

KANSAS (12)

Payton Verhulst (De Soto)
Shelly Neeley (Dighton)
Connie Bodine (Derby)
Joanna McFarland (Derby)
Jamie Talbert (Elkhart)
Kate Scott (Kansas City)
Joanna McFarland (McPherson)
Taylor Robertson (McPherson)
DaShawn Harden (Olathe)
Beatrice Culliton (Overland Park)
Lauren Willis (Overland Park)
Rhonda Matzke (Silver Lake)

KENTUCKY (2)

Portia Durrett (Louisville)
Morgan Rich (Scottsville)

IDAHO (1)

Mandy Simpson (Boise)

ILLINOIS (1)

Amanda Thompson (Chicago)

IOWA (5)

Maddie Manning (Ankeny)
Shaya Kellogg (Ames)
Aubrey Joens (Iowa City)
Bonnie Little (Marshalltown)
Sahara Williams (Waterloo)

MINNESOTA (1)

Cathy Bassett (Sanborn)

MISSOURI (5)

Lisa Allison (Carthage)
Dionnah Jackson (St. Louis)
Carla Pearson (St. Louis)
Robin Smith (Troy)
McKenna Treece (St. Peters)

MONTANA (1)

Elissa Walker (Great Falls)

NEBRASKA (1)

Jenny Bramer (Omaha)

NEVADA (1)

Aaryn Ellenberg (Las Vegas)

NEW MEXICO (3)

Cecilia Harge (Albuquerque)
Beky Preston (Albuquerque)
Kari Holder (Los Alamos)

NEW YORK (4)

Sherri Willis (Queens)
Margaret McKeon (New York City)
Reyna Scott (New York City)
Kris Hanson (Yorkshire)

OHIO (1)

Carlee Roethlisberger (Findlay)

OKLAHOMA (149)

LaNeishea Caufield (Ada)
Caton Hill (Ada)
Carin Stites (Adair)
Leslie Flemons (Altus)
Robyn Barkett (Alva)
Lori Johnson (Anadarko)
Clary Donica (Ardmore)
Kendra Moore (Ardmore)
Dana Posey (Ardmore)
Ladanah Sanders (Asher)
Kelli Epps (Bartlesville)
Viki Streets (Bartlesville)
Nikki Corcoran (Bethel)
Jadrea Seeley (Bethel)
Andath Beers (Bixby)
Lisa Bittle (Bixby)
Mary Larchey (Brahman)
Angye Tilley (Bristow)
Mandy Miller (Broken Arrow)
Aspen Williston (Broken Bow)
LaDawn Whitlock (Byng)
Deborah Clark (Catoosa)
Kelley Workman (Chickasha)
Michele Workman (Chickasha)
Dinah Christian (Choctaw)
Ana Llanusa (Choctaw)
Laura Rushing (Claremore)
Toni Bayouth (Cleveland)
Stephanie Simon (Clinton)
Joyce Black (Colbert)
Bonita Turner (Colbert)
Sherri Jackson (Collinsville)
Sheri Black (Dale)
Pam Lewis (Dale)
Lorna Derby-Goodnoh (Del City)
Etta Maytubby (Del City)
Saundra Parker (Del City)
Rose Hammond (Depew)
Barbara Johnson (Duncan)
Pam Pennon (Eagletown)
Skylar Vann (Edmond)
Cindy Ladner (Eldorado)
Jamie Mayer (Elk City)
Janet Whitehorse (Elgin)
Susan Whitehorse (Elgin)
Olive Kehnemund (Enid)
Mary Lane (Fairfax)
Jacquetta Hurley (Fox)
Cynthia Pickens (Graham)
Janet Fajen (Guymon)
Susan Gregg (Harrah)
Jana Brady (Healdton)
Jennifer Hajek (Hennessey)
Barbie Daugherty (Holdenville)
Stephanie McGhee (Howe)
Melissa Richie (Jay)
Suzanne Kern (Jenks)
Crystal Lawson (Jenks)
Karen Morrison (Jenks)
Erin Schrieber (Jenks)
J'Anna Williams (Jenks)
Gail Lashley (Keota)
LaTrenda Phillips (Lawton)
Erika Notzke (Lawton)
Michelle West (Lawton)
Terry Willis (Lawton)
Vicki McCann (Lindsay)
Julie Callan (Lombard)
Gioya Carter (Midwest City)
Cay Papagolos (Midwest City)
Sharon Webster (Midwest City)
Kaylon Williams (Midwest City)
Dawn Bleacher (Moore)
Sandy Heatherington (Moore)
Jana Jobe (Moore)
Kim Jones (Moore)
Jessi Murcer (Moore)
Susan Smith (Moore)
Janet Freeman-Southard (Moore)
Shonika Breedlove (Muskogee)
Sharee Mitchum (Muskogee)
Karen Coutts (Mustang)
Debbie Sheppard (Mustang)
Misty Van Curen (Mustang)
Annette Tucker (Noble)
Britney Brown (Norman)
Cindy Foor (Norman)
Sunny Hardeman (Norman)
Terry Marcum (Norman)
Jordan Moser (Norman)
Rhona Ray (Norman)
Teresa Ray (Norman)
Shannon Selmon (Norman)



Kelbie Washington (Norman)
 Shirley Fisher (Oklahoma City)
 Gail Frazier (Oklahoma City)
 Cara Jenkins-Gresham (Okla. City)
 Erin Higgins (Oklahoma City)
 Jacquetta Hurlley (Oklahoma City)
 Jo Mosley (Oklahoma City)
 Lauren Shoush (Oklahoma City)
 Whitney Ritchie (Oklahoma City)
 Shelly Thomas (Oklahoma City)
 LaNeisa Williams (Oklahoma City)
 Yakini Wilson (Oklahoma City)
 Shelley Waller (Okmulgee)
 Alice Roach (Owasso)
 Leslie Core (Pawhuska)
 Molly McGuire (Pawhuska)
 Lisa Watson (Pernell)
 Amy Hightower (Piedmont)
 Jamie Graves (Ponca City)
 Mildred Montgomery (Poteau)
 Jo Stottsberry (Poteau)
 Malisa Daniel (Prague)
 Angie Alexander (Preston)
 Lynn McCurdy (Purcell)
 Kris Mullins (Purcell)
 Jenna Plumley (Red Rock)
 Mandy Wade (Ringling)
 Angi Guffy (Ringwood)
 Kelli Inman (Ringwood)
 Beth Brown (Sallisaw)
 Jamie Phillips (Sallisaw)
 Chelsea Dungee (Sapulpa)
 Pam Zachary (Sapulpa)
 Mollie Barnes (Schulter)
 Kodi Morrison (Seminole)
 Terri Adams (Sharon)
 Sharane Campbell (Spencer)
 T'ona Edwards (Spencer)
 Lexy Keys (Tahlequah)
 Jennye Ogle (Tahlequah)
 Terry James (Talihina)
 Jackie Farley (Tipton)
 Marta Moorman (Tonkawa)
 Stephaine Chandler (Tulsa)
 Gabby Gregory (Tulsa)
 Miranda Stacy (Tulsa)
 Vee Sutton (Tulsa)
 Landry Allen (Tuttle)
 Sandy Douglas (Tuttle)
 Tina Taylor (Vian)
 Laura Andrews (Washington)
 Carolyn Winchester (Washington)
 Kelly Hill (Washington)
 Lori Schenk (Watonga)
 Amanda Hopkins (Woodward)
 Tina Ogden (Woodward)

OREGON (1)

Roxanne Long (Corvallis)

PENNSYLVANIA (2)

Toni Campbell (Philadelphia)
 Janet Gabriel (Sayre)

SOUTH CAROLINA (1)

Yolanda Anderson (Lincolnville)

SOUTH DAKOTA (1)

Kendra Panther (Rapid City)

TEXAS (34)

Peyton Little (Abilene)
 Leah Rush (Amarillo)
 Eden Williams (Amarillo)
 Dale Ivey (Brookshire)
 Julie Arrington (Canadian)
 Nancy Mulkey (Cypress)
 Vickie Green (Dallas)
 Cherie LaDue (Dallas)
 Kiersten Johnson (Duncanville)
 Whitney Hand (Fort Worth)
 Madi Williams (Fort Worth)
 Antoinette Wadsworth (Grand Prairie)
 Emily Britt (Granbury)
 Cathy Gerdes (Houston)
 Jasmine Hartman (Houston)
 Kaley Perkins (Houston)
 Liz Scott (Houston)
 Casey Walker (Houston)
 LaNae Jones (Kaufman)
 Nicole Kornet (Lantana)
 Nevaeh Tot (McKinney)
 Tami Rogers (Mont Belvieu)
 Bre'Yon White (Pearland)
 Chelsi Welch (Plainview)
 Kayla Cooper (Plano)
 Jacqueline Jeffcoat (Plano)
 Stephanie Sammons (Plano)
 Tara Dunn (Poth)
 Desiree Taylor (Richardson)
 Lyndsey Cloman (San Antonio)
 Phylesha Whaley (Slaton)
 Stephanie Luce (Southlake)
 Liz Scott (Tomball)
 Tatum Veitenheimer (Windthorst)

TENNESSEE (1)

Derica Wyatt (Brentwood)

WISCONSIN (6)

Kerri Mulry (Combined Locks)
 Marla Duncan (Milwaukee)
 Nicole Griffin (Milwaukee)
 Kelly Lam (Milwaukee)
 Rosalind Ross (Milwaukee)
 Gabbi Ortiz (Racine)

INTERNATIONAL

AUSTRALIA (2)

Jamie Anderson (Epping, Victoria)
 Chloe Bloom (Sydney)

CANADA (4)

Stacey Dales (Brockville, Ont.)
 Jennifer Cunningham (Kingston, Ont.)
 Theresa Jantzen (Medicine Hat, Alb.)
 Shaina Pellington (Pickering, Ont.)

CZECH REPUBLIC (1)

Zuzana Krumlova (Prague)

HAITI (1)

Vionise Pierre-Louis

NEW ZEALAND (1)

Nola Wainohu (Hamilton)

PUERTO RICO (1)

Gileysa Penzo (San Juan)

SERBIA (1)

Jelena Cerina (Vrsac)

VENEZUELA (1)

Maria Villarroel (Margarita)

Alphabetized by hometown

RECORDS VS. OPPONENTS



Abilene Christian 2-0

Games: 2
Series Record: OU leads 2-0
In Norman: OU leads 2-0

Date	Result	Location
11/23/84	W, 89-70	Norman
11/26/19	W, 78-65	Norman

Akron 1-0

Games: 1
Series Record: OU leads 1-0
Neutral: OU leads 1-0

Date	Result	Location
11/26/04	W, 88-40	Grand Bahamas

Alabama 0-1

Games: 1
Series Record: UA leads 1-0
Neutral: UA leads 1-0

Date	Result	Location
12/28/95	L, 71-62	Nassau

Arizona 0-2

Games: 2
Series Record: UA leads 2-0
Neutral: UA leads 2-0

Date	Result	Location
11/19/99	L, 75-59	Honolulu
3/20/05	L, 72-69	Knoxville

Arizona State 2-1

Games: 3
Series Record: 2-1
In Norman: OU leads 1-0
Neutral: Tied 1-1

Date	Result	Location
12/29/97	L, 87-76	Tempe
11/22/07	W, 69-57	Cancun
11/21/08	W, 70-57	Norman

Arkansas 10-8

Games: 18
Series Record: OU leads 10-8
In Norman: OU leads 6-2
In Fayetteville: UA leads 5-3
Neutral: Tied 1-1

Date	Result	Location
12/14/77	W, 80-51	Norman
2/20/79	W, 65-53	Fayetteville
2/16/80	W, 57-50	Norman
1/3/81	W, 75-68	Fayetteville
2/7/82	W, 65-64	Norman
12/21/85	L, 79-66	Fayetteville
12/6/86	W, 76-70	Norman
12/12/89	L, 86-68	Norman
11/27/90	L, 84-72	Fayetteville
1/13/92	L, 57-55	Norman
1/20/93	W, 70-63	Fayetteville
1/25/94	W, 93-79	Norman
2/22/95	L, 69-64	Fayetteville

3/14/99 L, 97-93 (OT) Fayetteville
12/05/09 W, 87-86 (OT) Norman
12/19/10 L, 67-57 Fayetteville
11/23/12 W, 73-70 Honolulu
12/21/14 L, 71-64 Little Rock

Arkansas-Little Rock 6-2

Games: 8
Series Record: OU leads 6-2
In Norman: OU leads 5-0
In Little Rock: UALR leads 2-1

Date	Result	Location
1/11/88	W, 99-67	Norman
12/11/99	W, 102-72	Norman
12/5/00	W, 86-45	Little Rock
3/23/10	W, 60-44	Norman
12/14/14	L, 66-62	Little Rock
12/2/15	W, 65-52	Norman
11/16/16	W, 68-58	Norman
11/28/17	L, 56-68	Little Rock

Arkansas-Pine Bluff 3-0

Games: 3
Series Record: OU leads 3-0
In Norman: OU leads 3-0

Date	Result	Location
12/10/06	W, 87-42	Norman
12/29/10	W, 118-52	Norman
12/29/20	W, 107-64	Norman

Arkansas State 6-1

Games: 7
Series Record: OU leads 6-1
In Norman: OU leads 3-0
In Jonesboro, Ark.: OU leads 2-1
In Amarillo, Texas: OU leads 1-0

Date	Result	Location
11/25/89	W, 102-73	Norman
12/20/92	L, 76-63	Jonesboro
3/26/94	W, 69-65	Amarillo
12/2/07	W, 93-36	Norman
12/7/08	W, 87-57	Jonesboro
11/12/21	W, 101-89	Norman
11/22/22	W, 95-70	Jonesboro

Amary 1-0

Games: 1
Series Record: OU leads 1-0
In West Point: OU leads 1-0

Date	Result	Location
12/10/10	W, 59-46	West Point

Auburn 0-1

Games: 1
Series Record: AU leads 1-0
In Auburn: AU leads 1-0

Date	Result	Location
12/2/19	L, 95-79	Auburn

Baylor 29-35

Games: 64
Series Record: BU leads 35-29
In Norman: BU leads 16-12
In Waco: BU leads 17-11
Neutral: OU leads 6-2

Date	Result	Location
1/9/80	W, 66-48	C. Station
1981	W, FFT	Waco
12/30/91	W, 113-72	Norman
2/3/92	W, 83-76	Waco
1/18/97	L, 87-65	Waco
2/26/97	L, 78-63	Norman
1/14/98	L, 67-64	Norman
2/1/98	L, 97-67	Waco
1/16/99	W, 86-65	Norman
2/17/99	W, 76-67	Waco
1/15/00	W, 87-66	Waco
2/2/00	W, 87-59	Norman
1/13/01	W, 90-87	Waco
2/21/01	W, 86-76	Norman
1/12/02	W, 82-73	Waco
2/5/02	W, 69-60	Norman
3/9/02	W, 84-69	Kansas City
1/26/03	W, 65-64	Waco
2/12/03	W, 78-64	Norman
1/24/04	L, 74-67	Norman
2/21/04	L, 77-62	Waco
1/16/05	L, 78-68	Waco
2/9/05	L, 73-72	Norman
1/21/06	W, 73-70	Waco
2/12/06	W, 81-77 (OT)	Norman
3/11/06	W, 72-61	Dallas
1/10/07	W, 76-63	Waco
2/28/07	W, 88-61	Norman
3/8/07	W, 78-64	OKC
1/20/07	L, 84-73	Norman
2/17/08	L, 79-59	Waco
1/28/09	W, 56-51	Waco
2/21/09	W, 66-58	Norman
01/13/10	L, 57-47	Waco
2/10/10	W, 62-60 (OT)	Norman
3/12/10	W, 59-54	Kansas City
2/2/11	L, 92-70	Waco
2/27/11	L, 82-81	Norman
1/26/12	L, 89-58	Norman
2/6/12	L, 81-54	Waco
1/26/13	L, 82-65	Waco
2/25/13	L, 86-64	Norman
2/3/14	L, 81-67	Norman
2/24/14	L, 96-89	Waco
2/11/15	L, 89-66	Waco
2/25/15	W, 68-64	Norman
1/3/16	L, 78-68	Waco
2/22/16	L, 78-70	Norman
3/6/16	L, 84-57	OKC
1/29/17	L, 92-58	Waco
2/27/17	L, 103-64	Norman
1/14/18	L, 74-52	Norman
2/3/18	L, 74-65	Waco
1/27/19	L, 74-53	Norman
2/16/19	L, 87-53	Waco
1/4/20	L, 77-56	Norman
2/22/20	L, 101-69	Waco
1/23/21	L, 84-61	Waco
2/21/21	L, 77-66	Norman
1/12/22	W, 83-77	Norman



RECORDS VS. OPPONENTS

2/2/22 W, 78-77 Waco
 3/12/22 L, 91-76 Kansas City
 1/3/23 L, 81-70 Norman
 2/7/23 W, 98-92 (OT) Waco

Belmont 1-0

Games: 1
 Series Record: OU leads 1-0
 In Norman: OU leads 1-0

Date	Result	Location
11/10/17	W, 96-73	Norman

Boston College 1-0

Games: 1
 Series Record: OU leads 1-0
 Neutral: OU leads 1-0

Date	Result	Location
11/28/15	W, 76-61	Freeport

Boston University 1-0

Games: 1
 Series Record: OU leads 1-0
 Neutral: OU leads 1-0

Date	Result	Location
12/31/88	W, 77-72	Miami

Bradley 3-0

Games: 3
 Series Record: OU leads 3-0
 In Norman: OU leads 1-0
 In Peoria: OU leads 1-0
 Neutral: OU leads 1-0

Date	Result	Location
11/28/15	W, 76-61	Freeport
11/21/14	W, 104-55	Norman
11/22/15	W, 79-46	Peoria

BYU 7-1

Games: 8
 Series Record: OU leads 7-1
 In Norman: OU leads 3-0
 In Provo: OU leads 2-1
 Neutral: OU leads 2-0

Date	Result	Location
1/9/89	W, 103-81	Norman
12/30/89	L, 108-77	Provo
3/18/00	W, 86-81	W. Lafayette
3/20/06	W, 86-70	Denver
11/19/15	W, 73-47	Norman
11/19/16	W, 68-61	Provo
12/10/21	W, 99-91 (OT)	Norman
11/15/22	W, 77-66	Provo

Bucknell 1-0

Games: 1
 Series Record: OU leads 1-0
 Neutral: OU leads 1-0

Date	Result	Location
12/30/92	W, 84-60	Miami

Buffalo 1-0

Games: 1
 Series Record: OU leads 1-0
 Neutral: OU leads 1-0

Date	Result	Location
11/21/21	W, 93-72	Nassau

Butler 1-0

Games: 1
 Series Record: OU leads 1-0
 In San Antonio: OU leads 1-0

Date	Result	Location
11/23/01	W, 90-44	San Antonio

California 1-3

Games: 4
 Series Record: Cal leads 3-1
 Neutral: Cal leads 3-1

Date	Result	Location
3/24/84	L, 81-78	Amarillo
11/28/87	L, 81-66	Honolulu
12/13/08	W, 86-75	San Jose
12/20/16	L, 82-74	Las Vegas

California-Riverside 2-0

Games: 2
 Series Record: OU leads 2-0
 In Norman: OU leads 2-0

Date	Result	Location
11/15/08	W, 88-57	Norman
12/20/12	W, 70-46	Norman

Cal State Bakersfield 1-0

Games: 1
 Series Record: OU leads 1-0
 Neutral: OU leads 1-0

Date	Result	Location
12/12/08	W, 105-84	San Jose

Cal State Fullerton 1-0

Games: 1
 Series Record: OU leads 1-0
 In Norman: OU leads 1-0

Date	Result	Location
12/30/09	W, 95-76	Norman

Cal State Northridge 1-0

Games: 1
 Series Record: OU leads 1-0
 In Norman: OU leads 1-0

Date	Result	Location
12/29/12	W, 79-57	Norman

Cameron 4-0

Games: 4
 Series Record: OU leads 4-0
 In Norman: OU leads 3-0
 In Lawton: OU leads 1-0

Date	Result	Location
11/21/77	W, 77-52	Norman
1/28/78	W, 73-50	Lawton
11/30/82	W, 85-57	Norman
11/10/10	W, 85-23	Norman

Central Arkansas 2-0

Games: 3
 Series Record: OU leads 3-0
 In Norman: OU leads 3-0

Date	Result	Location
12/20/07	W, 121-48	Norman
12/5/19	W, 65-52	Norman
11/16/21	W, 78-54	Norman

Central Michigan 1-0

Games: 1
 Series Record: OU leads 1-0
 In Columbus, Ohio: OU leads 1-0

Date	Result	Location
3/23/13	W, 78-73	Columbus

Central Missouri State 0-1

Games: 1
 Series Record: CMSU leads 1-0
 In Norman: CMSU leads 1-0

Date	Result	Location
1/4/91	L, 88-80	Norman

Central Oklahoma 4-5

Games: 9
 Series Record: UCO leads 5-4
 In Edmond: UCO leads 3-1
 In Norman: UCO leads 3-1
 Neutral: OU leads 1-0

Date	Result	Location
2/8/75	L, 55-51	Edmond
2/25/75	L, 47-43	Norman
12/5/75	L, 70-34	Norman
1/27/76	L, 58-47	Edmond
12/7/76	L, 53-42	Edmond
3/1/77	W, 60-49	Norman
2/14/78	W, 65-57	Edmond
2/24/78	W, 59-56	Tahlequah
12/13/82	W, 82-56	Norman

Chattanooga 0-1

Games: 1
 Series Record: UTC leads 1-0
 Neutral: UTC leads 1-0

Date	Result	Location
3/16/84	L, 84-78	Amarillo

HISTORY

RECORDS VS. OPPONENTS



Clemson 0-1

Games: 1
Series Record: CLEM leads 1-0
Neutral: CLEM leads 1-0

Date	Result	Location
11/23/18	L, 74-62	Bimini

Colorado 22-34

Games: 56
Series Record: CU leads 34-22
In Norman: OU leads 13-10
In Boulder: CU leads 17-6
Neutral: CU leads 7-3

Date	Result	Location
12/7/78	W, 68-66	Norman
1/19/79	L, 78-62	Lincoln
12/3/79	L, 90-77	Boulder
1/14/82	L, 71-61	Manhattan
1/29/83	W, 90-79	Norman
2/26/83	L, 89-82	Boulder
3/10/83	L, 78-70	Norman
1/18/84	L, 66-62	Boulder
2/18/84	W, 88-78	Norman
1/29/85	W, 73-65	Boulder
2/20/85	W, 80-58	Norman
1/15/86	L, 91-84	Boulder
2/15/86	W, 82-69	Norman
1/27/87	L, 94-80	Boulder
2/18/87	L, 74-73	Norman
1/13/88	W, 82-78	Boulder
2/27/88	L, 91-88 (OT)	Norman
1/27/89	L, 73-70	Norman
2/18/89	L, 87-76	Boulder
3/4/89	L, 80-61	Salina
1/10/90	L, 56-48	Norman
2/18/90	L, 86-49	Boulder
1/16/91	L, 68-51	Norman
2/3/91	L, 76-55	Boulder
3/2/91	L, 80-75	Salina
2/1/92	L, 63-55	Norman
2/22/92	L, 86-63	Boulder
1/29/93	L, 80-49	Boulder
2/28/93	W, 74-69	Norman
1/28/94	L, 79-74	Norman
2/27/94	L, 89-79	Boulder
1/8/95	L, 83-59	Boulder
2/3/95	L, 69-64	Norman
1/28/96	L, 68-53	Norman
2/23/96	L, 83-68	Boulder
3/2/96	L, 76-70	Salina
2/12/97	L, 61-42	Boulder
1/28/98	W, 61-58	Norman
3/3/98	L, 71-66	Kansas City
1/9/99	L, 63-62	Boulder
1/22/00	W, 76-73	Norman
1/3/01	W, 89-69	Boulder
3/8/01	W, 102-93	Kansas City
1/2/02	W, 78-67	Norman
3/25/02	W, 94-60	Boise
2/16/03	L, 61-57	Boulder
3/12/03	L, 73-68	Dallas
2/18/04	W, 78-58	Norman
3/10/04	W, 63-56	Dallas
2/16/05	W, 77-61	Boulder
1/7/06	W, 84-61	Norman
1/20/07	W, 82-67	Boulder

2/9/08	W, 82-66	Norman
1/21/09	W, 72-58	Boulder
2/13/10	W, 65-55	Norman
2/23/11	L, 73-68	Boulder

Colorado State 3-1

Games: 4
Series Record: OU leads 3-1
In Norman: OU leads 2-0
In Fort Collins: OU leads 1-0
Neutral: CSU leads 1-0

Date	Result	Location
1/8/77	L, 59-56	Wichita
1/10/87	W, 72-58	Norman
11/27/16	W, 70-55	Norman
12/21/17	W, 78-46	Fort Collins

Connecticut 0-13

Games: 13
Series Record: UConn leads 13-0
In Norman: UConn leads 4-0
In Storrs: UConn leads 2-0
Neutral: UConn leads 7-0

Date	Result	Location
12/29/99	L, 84-68	Norman
3/25/00	L, 102-80	Richmond
12/22/01	L, 86-72	Hartford
3/31/02	L, 82-70	San Antonio
12/1/02	L, 73-60	Honolulu
11/20/05	L, 82-62	Storrs
11/30/08	L, 106-78	Storrs
2/15/10	L, 76-60	Norman
2/14/11	L, 86-45	Hartford
2/13/12	L, 73-55	Norman
12/19/17	L, 88-64	Uncasville
12/19/18	L, 72-63	Norman
12/22/19	L, 97-53	Uncasville

Creighton 5-0

Games: 5
Series Record: OU leads 5-0
In Norman: OU leads 3-0
In Omaha, Neb.: OU leads 2-0

Date	Result	Location
12/2/85	W, 94-76	Norman
12/03/08	W, 69-49	Norman
12/20/09	W, 67-58	Omaha
12/10/12	W, 69-48	Omaha
12/1/13	W, 80-52	Norman

Dayton 1-0

Games: 1
Series Record: OU leads 1-0
In Miami, Fla.: OU leads 1-0

Date	Result	Location
1/3/86	W, 64-46	Miami

Denver 2-0

Games: 2
Series Record: OU leads 2-0
In Norman: OU leads 1-0
In Denver: OU leads 1-0

Date	Result	Location
12/28/98	W, 80-52	Norman
12/18/99	W, 69-62	Denver

DePaul 1-4

Games: 5
Series Record: DePaul leads 4-1
In Norman: Tied 1-1
In Chicago: DePaul leads 1-0
Neutral: DePaul leads 2-0

Date	Result	Location
11/12/06	W, 105-71	Norman
3/22/14	L, 104-100	Durham
11/13/17	L, 111-108 (OT)	Chicago
3/16/18	L, 90-79	C. Station
12/9/18	L, 87-76	Norman

Drake 1-3

Games: 4
Series Record: DU leads 3-1
In Norman: DU leads 2-1
In Des Moines: DU leads 1-0

Date	Result	Location
1/14/77	L, 61-55	Norman
12/3/95	L, 81-71	Des Moines
11/25/96	L, 77-64	Norman
12/17/19	W, 93-84	Norman

Duke 1-2

Games: 3
Series Record: Duke leads 2-1
In Norman: Duke leads 1-0
Durham: Duke leads 1-0
Neutral: OU leads 1-0

Date	Result	Location
3/29/02	W, 86-71	San Antonio
12/8/13	L, 94-85	Norman
12/14/14	L, 92-72	Durham

East Central (Okla.) 3-3

Games: 6
Series Record: Tied 3-3
In Norman: OU leads 2-1
In Ada: ECU leads 3-0

Date	Result	Location
1/27/75	L, 62-41	Ada
2/6/75	L, 62-50	Norman
1/31/76	W, 44-38	Norman
12/16/77	W, 75-62	Norman
1/20/78	L, 64-47	Ada
12/16/78	W, 52-47	Ada

RECORDS VS. OPPONENTS

Eastern Illinois 0-1

Games: 1
Series Record: EIU leads 1-0
Neutral: EIU leads 1-0

Date	Result	Location
12/8/89	L, 110-88	Green Bay

Eastern Kentucky 1-0

Games: 1
Series Record: OU leads 1-0
Neutral: OU leads 1-0

Date	Result	Location
11/18/06	W, 92-79	Honolulu

Eastern Michigan 1-0

Games: 1
Series Record: OU leads 1-0
In Norman: OU leads 1-0

Date	Result	Location
12/7/21	W, 94-58	Norman

Eastern New Mexico 1-0

Games: 1
Series Record: OU leads 1-0
In Norman: OU leads 1-0

Date	Result	Location
1/6/79	W, 71-62	Norman

Eastern Washington 1-0

Games: 1
Series Record: OU leads 1-0
Neutral: OU leads 1-0

Date	Result	Location
11/24/90	W, 82-71	C. Station

Emporia State 1-0

Games: 1
Series Record: OU leads 1-0
In Norman: OU leads 1-0

Date	Result	Location
1/4/84	W, 110-60	Norman

Fairfield 1-0

Games: 1
Series Record: OU leads 1-0
Neutral.: OU leads 1-0

Date	Result	Location
12/18/13	W, 79-51	Bridgeport

Florida 1-1

Games: 2
Series Record: Tied 1-1
In Norman: UF leads 1-0
Neutral: OU leads 1-0

Date	Result	Location
12/3/17	L, 61-80	Norman
12/21/22	W, 95-79	Charlotte

Fordham 1-0

Games: 1
Series Record: OU leads 1-0
Neutral: OU leads 1-0

Date	Result	Location
11/29/02	W, 90-62	Honolulu

Fresno State 1-1

Games: 2
Series Record: Tied 1-1
In Norman: OU leads 1-0
Neutral: FSU leads 1-0

Date	Result	Location
11/22/10	W, 84-66	Norman
12/8/11	L, 69-66	Fresno

Gardner-Webb 1-0

Games: 1
Series Record: OU leads 1-0
In Norman: OU leads 1-0

Date	Result	Location
11/27/10	W, 84-75	Norman

George Washington 0-2

Games: 2
Series Record: GWU leads 2-0
In Washington D.C.: GWU leads 1-0
In Norman: GWU leads 1-0

Date	Result	Location
12/4/93	L, 88-74	Wash., D.C.
3/23/03	L, 71-61	Norman

Georgia 1-5

Games: 6
Series Record: UGA leads 5-1
In Norman: Tied 1-1
In Athens: UGA leads 3-0
Neutral: UGA leads 1-0

Date	Result	Location
12/11/97	L, 94-76	Norman
12/13/98	L, 88-79	Athens
11/22/00	L, 94-70	Madison
1/27/08	W, 65-57	Norman
11/15/09	L, 62-51	Athens
12/6/20	L, 93-80	Athens

Georgia State 1-0

Games: 1
Series Record: OU leads 1-0
In Norman: OU leads 1-0

Date	Result	Location
12/6/84	W, 83-62	Norman

Georgia Tech 1-0

Games: 1
Series Record: OU leads 1-0
Neutral: OU leads 1-0

Date	Result	Location
3/24/09	W, 69-50	Iowa City

Gonzaga 2-0

Games: 2
Series Record: OU leads 2-0
In Norman: OU leads 1-0
Neutral: OU leads 1-0

Date	Result	Location
11/14/13	W, 82-78	Norman
3/18/17	W, 75-62	Seattle

Grambling 1-0

Games: 1
Series Record: OU leads 1-0
In Norman: OU leads 1-0

Date	Result	Location
12/21/95	W, 100-66	Norman

Hartford 2-0

Games: 2
Series Record: OU leads 2-0
In Norman: OU leads 2-0

Date	Result	Location
12/21/95	W, 100-66	Norman
3/16/02	W, 84-52	Norman

Hawaii 3-1

Games: 4
Series Record: OU leads 3-1
In Honolulu, Hawaii: OU leads 3-1

Date	Result	Location
12/6/91	L, 95-82	Honolulu
12/20/99	W, 67-53	Honolulu
11/18/06	W, 76-56	Honolulu
11/25/12	W, 74-49	Honolulu

Henderson State 1-0

Games: 1
Series Record: OU leads 1-0
In Norman: OU leads 1-0

Date	Result	Location
12/29/04	W, 87-44	Norman

Houston 2-2

Games: 4
Series Record: Tied 2-2
In Norman: Series tied 1-1
In Houston Series tied 1-1

Date	Result	Location
1/10/81	W, 67-66	Norman
1/20/81	W, 82-79	Houston
11/23/19	L, 85-69	Houston
11/25/20	L, 97-85	Norman

Howard 1-0

Games: 1
Series Record: OU leads 1-0
Neutral: OU leads 1-0

Date	Result	Location
12/7/91	W, 91-61	Honolulu

RECORDS VS. OPPONENTS



Illinois

4-1

Games: 5
 Series Record: OU leads 4-1
 In Norman: OU leads 2-0
 In Champaign-Urbana: Tied 1-1
 Neutral: OU leads 1-0

Date	Result	Location
12/16/01	W, 91-69	Norman
12/28/03	W, 70-53	Norman
12/18/05	L, 86-75	Champaign
12/5/07	W, 77-67	Champaign
11/29/14	W, 78-76 (OT)	U.S.V.I.

Illinois State

3-0

Games: 3
 Series Record: OU leads 3-0
 In Normal: OU leads 1-0
 Neutral: OU leads 2-0

Date	Result	Location
3/17/84	W, 67-65	Normal
12/3/93	W, 69-56	Wash., D.C.
3/23/08	W, 69-61	West Lafayette

Iowa

1-2

Games: 3
 Series Record: Iowa leads 2-1
 Neutral: Iowa leads 2-1

Date	Result	Location
12/29/88	L, 86-69	Miami
11/27/04	L, 54-47	Nassau
11/25/05	W, 85-68	San Francisco

Iowa State

42-31

Games: 73
 Series Record: OU leads 42-31
 In Norman: OU leads 26-7
 In Ames: ISU leads 19-13
 Neutral: Tied 4-4

Date	Result	Location
1/21/77	L, 93-58	Boulder
1/20/79	L, 80-69	Lincoln
1/18/80	W, 87-77	Columbia
11/27/82	L, 80-76	Ames
12/18/82	W, 80-64	Norman
1/28/84	W, 77-73	Ames
2/25/84	W, 97-59	Norman
1/23/85	W, 89-56	Ames
2/13/85	W, 89-48	Norman
3/4/85	W, 78-63	Kansas City
1/18/86	W, 85-62	Norman
2/8/86	L, 81-72	Ames
1/31/87	W, 74-72	Norman
2/24/87	W, 87-72	Ames
1/30/88	L, 82-66	Ames
2/20/88	W, 85-76	Norman
1/21/89	W, 72-65	Norman
2/11/89	W, 84-74	Ames
1/13/90	L, 92-78	Ames
2/10/90	W, 70-69	Norman
1/30/91	W, 101-74	Norman
1/15/92	W, 94-63	Norman
3/1/92	W, 78-70	Ames
1/8/93	W, 66-55	Ames



» Oklahoma is 26-7 at home vs. Iowa State and the Sooners' 13 wins in Ames are sixth most of any team in the country.

2/7/93	W, 79-57	Norman
1/7/94	W, 84-61	Norman
2/6/94	W, 65-45	Ames
1/15/95	W, 101-77	Norman
2/10/95	L, 69-62	Ames
1/7/96	W, 89-78	Norman
2/2/96	L, 73-57	Ames
1/11/97	L, 67-58	Norman
1/10/98	L, 83-68	Ames
1/2/99	L, 81-60	Norman
2/8/00	L, 71-56	Ames
1/6/01	L, 81-79	Norman
3/10/01	L, 68-65	Kansas City
1/15/02	L, 82-66	Ames
2/22/03	W, 61-48	Norman
1/20/04	L, 69-51	Ames
1/29/05	L, 73-60	Ames
1/24/07	W, 69-49	Norman
3/10/07	W, 67-60	OKC
1/9/08	W, 67-64	Ames
2/11/09	W, 58-49	Norman
1/27/10	W, 81-69	Ames
2/5/11	W, 65-62	Norman
4/4/12	W, 80-51	Norman
2/18/12	L, 77-71	Ames
1/15/13	L, 82-61	Ames
2/14/13	L, 72-68	Norman
3/10/13	L, 79-60	Dallas
1/5/14	L, 82-75 (OT)	Norman
1/21/14	W, 75-54	Ames
2/4/15	W, 75-66	Norman
2/17/15	L, 84-76 (OT)	Ames
1/30/16	W, 77-71	Ames
2/27/16	W, 85-54	Norman
1/11/17	W, 67-57	Ames
1/25/17	W, 78-63	Norman
12/31/17	W, 74-69	Ames
2/21/18	W, 80-71	Norman
1/19/19	L, 104-78	Ames
2/20/19	L, 91-70	Norman
1/11/20	W, 81-72	Norman
2/8/20	L, 63-59	Ames
1/19/21	L, 64-63	Ames
2/9/21	W, 67-61	Norman
1/5/22	L, 81-71	Norman
2/19/22	L, 89-67	Ames
1/8/23	W, 82-79	Norman
1/28/23	L, 86-78	Ames

3/11/23	L, 82-72	Kansas City
---------	----------	-------------

IUPUI

1-0

Games: 1
 Series Record: OU leads 1-0
 In Norman: OU leads 1-0

Date	Result	Location
3/19/22	W, 78-72	Norman

Jackson State

1-0

Games: 1
 Series Record: OU leads 1-0
 In Norman: OU leads 1-0

Date	Result	Location
12/7/98	W, 103-37	Norman

James Madison

2-0

Games: 2
 Series Record: OU leads 2-0
 Neutral: OU leads 1-0
 In Charlottesville: OU leads 1-0

Date	Result	Location
1/4/86	W, 57-55	Miami
3/20/11	W, 86-72	Charlottesville

Kansas

46-34

Games: 80
 Series Record: OU leads 46-34
 In Norman: OU leads 21-13
 In Lawrence: OU leads 20-16
 Neutral: Tied 5-5

Date	Result	Location
2/13/76	L, 65-39	Manhattan
1/20/77	L, 72-45	Boulder
1/16/81	L, 95-55	Lawrence
1/15/82	W, 73-63	Manhattan
1/30/82	W, 64-61	Lawrence
1/18/83	W, 83-74	Norman
2/2/83	L, 81-79	Lawrence
1/31/84	W, 87-84	Norman
2/22/84	W, 85-74	Lawrence
3/8/84	W, 76-63	Norman
1/19/85	W, 90-69	Norman

HISTORY

RECORDS VS. OPPONENTS

HISTORY

2/24/85	W, 78-77 (OT)	Lawrence
3/7/85	W, 79-69	Kansas City
2/1/86	L, 85-67	Lawrence
2/26/86	L, 77-72	Norman
1/14/87	W, 81-67	Norman
2/14/87	L, 89-73	Lawrence
2/3/88	L, 71-68	Norman
2/24/88	L, 71-68	Lawrence
3/2/88	L, 67-66	Salina
1/14/89	L, 86-82 (OT)	Lawrence
2/15/89	W, 101-87	Norman
1/17/90	L, 94-69	Lawrence
2/3/90	L, 83-77	Norman
1/9/91	L, 81-64	Lawrence
2/16/91	L, 76-69	Norman
2/5/92	L, 75-56	Lawrence
2/26/92	L, 73-72 (OT)	Norman
3/8/92	L, 70-62	Salina
1/22/93	L, 70-64	Norman
2/21/93	L, 76-54	Lawrence
1/21/94	L, 85-78	Lawrence
2/20/94	L, 80-76	Norman
1/20/95	W, 84-69	Lawrence
2/19/95	W, 103-83	Norman
3/5/95	L, 88-81	Salina
1/19/96	W, 71-68	Lawrence
2/18/96	L, 81-63	Norman
3/1/97	L, 92-69	Lawrence
2/25/98	L, 78-74	Norman
2/20/99	L, 58-54	Lawrence
2/26/00	W, 88-69	Norman
1/24/01	W, 88-64	Lawrence
3/7/01	W, 80-61	Kansas City
2/2/02	W, 79-57	Norman
1/22/03	W, 61-49	Lawrence
2/14/04	W, 83-59	Norman
2/2/05	W, 65-49	Lawrence
2/8/06	W, 86-57	Norman
2/21/07	W, 76-70	Lawrence
1/30/08	W, 67-51	Norman
2/12/09	W, 69-54	Lawrence
3/13/09	W, 76-59	OKC
1/23/10	W, 81-69	Norman
1/23/11	W, 75-57	Lawrence
1/31/12	W, 78-64 (OT)	Lawrence
3/4/12	L, 83-77	Norman
2/17/13	L, 81-71	Lawrence
3/2/13	W, 85-77	Norman
2/9/14	W, 81-71	Lawrence
2/22/14	W, 64-61	Norman
2/7/15	W, 69-57	Lawrence
2/28/15	L, 65-58	Norman
12/30/15	W, 67-44	Norman
2/20/16	W, 72-66	Lawrence
12/28/16	W, 84-54	Lawrence
2/1/17	W, 89-52	Norman
1/24/18	W, 97-64	Norman
2/10/18	W, 72-52	Lawrence
1/30/19	L, 88-79	Lawrence
2/13/19	W, 78-67	Norman
2/2/20	W, 94-82 (OT)	Lawrence
2/26/20	L, 83-80	Norman
12/10/20	L, 74-64	Lawrence
1/27/21	W, 84-81	Norman
1/8/22	W, 82-68	Lawrence
3/5/22	L, 73-67	Norman
3/11/22	W, 80-68	Kansas City
1/14/23	W, 80-74	Norman

2/19/23	W, 86-80	Lawrence
Kansas State 45-30		
Games: 75		
Series Record: OU leads 45-30		
In Norman: OU leads 24-11		
In Manhattan: OU leads 18-16		
Neutral: Tied 3-3		

Date	Result	Location
2/12/76	L, 90-27	Manhattan
1/7/78	W, 67-61	Lawrence
12/14/79	L, 96-73	Manhattan
2/5/83	L, 86-74	Norman
3/5/83	L, 87-63	Norman
1/21/84	L, 88-70	Manhattan
2/11/84	L, 71-62	Norman
3/9/84	L, 69-67	Kansas City
1/26/85	W, 92-85	Norman
2/9/85	L, 90-75	Manhattan
1/22/86	W, 83-72	Manhattan
2/11/86	W, 94-77	Norman
1/6/87	W, 70-47	Norman
2/4/87	L, 80-69	Manhattan
2/28/87	L, 79-64	Salina
1/16/88	W, 96-65	Manhattan
2/13/88	W, 79-61	Norman
2/1/89	L, 84-83	Norman
2/22/89	L, 64-60	Manhattan
1/20/90	L, 94-87	Norman
2/14/90	L, 92-88	Manhattan
1/23/91	L, 86-75	Manhattan
2/6/91	W, 88-56	Norman
1/18/92	L, 91-86	Norman
2/12/92	W, 88-73	Manhattan
1/24/93	W, 68-60	Norman
2/19/93	W, 87-65	Manhattan
1/23/94	L, 72-54	Manhattan
2/18/94	L, 71-70	Norman
1/22/95	W, 79-70	Manhattan
2/17/95	W, 71-60	Norman
1/21/96	W, by forfeit (KSU, 80-67)	Manhattan
2/16/96	W, 62-54	Norman
2/8/97	L, 49-47	Norman
3/4/97	L, 81-56	Kansas City
2/4/98	W, 69-67	Manhattan
2/13/99	W, 79-58	Norman
2/22/00	W, 64-56	Manhattan
2/14/01	W, 79-60	Norman
2/13/02	W, 78-68	Manhattan
3/7/02	W, 69-49	Kansas City
2/1/03	L, 74-45	Norman
1/31/04	L, 74-65	Manhattan
3/11/04	W, 78-66	Dallas
2/13/05	W, 77-61	Norman
2/21/06	W, 78-64	Manhattan
1/3/07	W, 78-58	Norman
2/20/08	W, 68-65	Manhattan
1/14/09	W, 64-48	Norman
2/21/10	W, 64-58	Manhattan
1/12/11	W, 52-45	Norman
1/17/12	W, 65-57	Manhattan
2/15/12	W, 68-62	Norman
2/6/13	W, 74-68	Manhattan
2/29/13	W, 72-57	Norman
1/11/14	W, 61-50	Norman
1/29/14	L, 86-78	Manhattan
2/7/15	W, 66-58	Norman

2/21/15	W, 73-64	Manhattan
1/10/16	W, 68-58	Norman
2/9/16	L, 87-71	Manhattan
1/4/17	W, 85-80 (OT)	Norman
2/21/17	L, 79-71	Manhattan
1/17/18	W, 76-71	Manhattan
1/31/18	W, 68-49	Norman
1/5/19	L, 86-56	Manhattan
2/10/19	L, 83-75	Norman
1/25/20	L, 92-74	Manhattan
2/16/20	L, 87-85	Norman
1/31/21	W, 80-78	Manhattan
3/7/21	W, 90-81	Norman
1/23/22	L, 95-64	Manhattan
2/26/22	W, 72-69	Norman
2/12/23	W, 85-68	Manhattan
3/1/23	W, 90-86 (OT)	Norman

Kentucky 1-3

Games: 4
Series Record: Kentucky leads 3-1
In Lexington, Ky.: UK leads 2-0
Neutral: Tied 1-1

Date	Result	Location
3/30/10	W, 88-68	Kansas City
11/28/14	L, 92-88 (OT)	U.S.V.I.
3/21/16	L, 79-58	Lexington
12/1/16	L, 82-68	Lexington

Lamar 3-0

Games: 3
Series Record: OU leads 3-0
In Norman: OU leads 2-0
In Beaumont: OU leads 1-0

Date	Result	Location
12/2/05	W, 60-42	Norman
11/29/06	W, 79-44	Beaumont
11/18/14	W, 100-73	Norman

La Salle 1-0

Games: 1
Series Record: OU leads 1-0
Neutral: OU leads 1-0

Date	Result	Location
1/5/86	W, 71-68	Miami

Liberty 1-0

Games: 1
Series Record: OU leads 1-0
Neutral: OU leads 1-0

Date	Result	Location
11/15/11	W, 76-45	Nashville

RECORDS VS. OPPONENTS



Louisiana-Monroe (ULM) 2-2

Games: 4
 Series Record: Tied 2-2
 In Norman: OU leads 2-0
 In Monroe, La.: ULM leads 1-0
 In Tulsa, Okla.: ULM leads 1-0

Date	Result	Location
3/7/79	L, 69-59	Tulsa
1/7/83	W, 87-75	Wichita
12/2/89	W, 95-93	Norman
1/28/91	L, 79-76	Monroe

Louisiana Tech 1-4

Games: 5
 Series Record: La. Tech leads 4-1
 In Norman: La. Tech leads 1-0
 In Ruston, La.: La. Tech leads 2-0
 Neutral: Tied 1-1

Date	Result	Location
3/18/81	L, 88-68	Nacogdoches
2/22/82	L, 101-57	Norman
2/21/83	L, 105-75	Ruston
3/18/95	L, 48-36	Ruston
12/18/04	W, 86-59	Eugene

Louisville 0-2

Games: 2
 Series Record: UL leads 2-0
 In Norman: UL leads 1-0
 Neutral: UL leads 1-0

Date	Result	Location
4/4/09	L, 61-59	St. Louis
11/17/13	L, 97-92 (OT)	Norman

Loyola Marymount 1-1

Games: 2
 Series Record: Tied 1-1
 In Los Angeles: Tied 1-1

Date	Result	Location
12/28/90	L, 76-75	Los Angeles
11/27/97	W, 63-55	Los Angeles

Loyola (Md.) 1-0

Games: 1
 Series Record: OU leads 1-0
 Neutral: OU leads 1-0

Date	Result	Location
3/16/95	W, 90-55	Ruston

LSU 1-0

Games: 1
 Series Record: OU leads 1-0
 In Norman: OU leads 1-0

Date	Result	Location
12/7/19	W, 90-68	Norman

Marist 4-1

Games: 5
 Series Record: OU leads 4-1
 In Norman: OU leads 2-0
 In Poughkeepsie: Tied 1-1
 Neutral: OU leads 1-0

Date	Result	Location
3/20/04	W, 58-45	Tempe
11/26/08	W, 83-57	Norman
12/09/09	W, 80-71	Poughkeepsie
12/2/12	W, 68-55	Norman
12/21/13	L, 76-69	Poughkeepsie

Marquette 1-0

Games: 1
 Series Record: OU leads 1-0
 Neutral: OU leads 1-0

Date	Result	Location
3/19/07	W, 78-47	Austin

Maryland 0-1

Games: 1
 Series Record: UM leads 1-0
 Neutral: UM leads 1-0

Date	Result	Location
11/11/07	L, 76-66	Chapel Hill

Maryland Eastern Shore 1-0

Games: 1
 Series Record: OU leads 1-0
 In Norman: OU leads 1-0

Date	Result	Location
12/15/13	W, 105-46	Norman

McNeese 2-1

Games: 3
 Series Record: OU leads 2-1
 In Norman: OU leads 1-0
 In Lake Charles: OU leads 1-0
 Neutral: OU leads 1-0

Date	Result	Location
1/8/80	L, 61-46	C. Station
1/7/81	W, 96-71	Norman
1/19/81	W, by forfeit	Lake Charles (MCN, 82-77, OT)

Memphis 0-2

Games: 2
 Series Record: MEM leads 2-0
 Neutral: MEM leads 2-0

Date	Result	Location
1/10/80	L, 54-53	C. Station
12/28/96	L, 71-65	Jamaica

Mercer 2-0

Games: 2
 Series Record: OU leads 2-0
 In Norman: OU leads 1-0
 In Fayetteville: OU leads 1-0

Date	Result	Location
12/19/92	W, 69-60	Fayetteville
11/13/09	W, 108-66	Norman

Miami (Fla.) 2-2

Games: 4
 Series Record: Tied 2-2
 In Norman: OU leads 1-0
 In Coral Gables: Miami leads 2-0
 Neutral: OU leads 1-0

Date	Result	Location
12/30/88	L, 69-66	Coral Gables
12/20/97	W, 67-62	Norman
12/19/98	L, 62-60	Coral Gables
3/22/11	W, 88-83	Charlottesville

Michigan 2-0

Games: 2
 Series Record: OU leads 2-0
 In Norman: OU leads 2-0

Date	Result	Location
12/28/93	W, 96-86	Norman
3/18/12	W, 88-67	Norman

Michigan State 1-1

Games: 2
 Series Record: Tied 1-1
 In Norman: MSU leads 1-0
 In East Lansing: OU leads 1-0

Date	Result	Location
12/21/05	L, 80-60	Norman
12/16/07	W, 66-55	East Lansing

Middle Tennessee 2-0

Games: 2
 Series Record: OU leads 2-0
 Neutral: OU leads 1-0
 In Norman: OU leads 1-0

Date	Result	Location
11/24/85	W, 83-75	Bowling Green
11/19/08	W, 85-65	Norman

Midwestern State 2-0

Games: 2
 Series Record: OU leads 2-0
 In Norman: OU leads 1-0
 In Wichita Falls, Texas: OU leads 1-0

Date	Result	Location
1/16/84	W, 118-75	Norman
11/26/84	W, 91-46	Wichita Falls



RECORDS VS. OPPONENTS

Milwaukee 3-0

Games: 3
Series Record: OU leads 3-0
In Norman: OU leads 2-0
In Milwaukee: OU leads 1-0

Date	Result	Location
11/11/06	W, 89-57	Norman
11/13/10	W, 76-69	Milwaukee
12/11/11	W, 72-50	Norman

Minnesota 3-0

Games: 3
Series Record: OU leads 3-0
In Minneapolis: OU leads 1-0
Neutral: OU leads 2-0

Date	Result	Location
12/22/90	W, 85-75	Minneapolis
12/31/94	W, 74-64	Stillwater
11/22/21	W, 88-69	Nassau

Mississippi 2-2

Games: 4
Series Record: Tied 2-2
In Norman: OU leads 2-0
In Oxford: Ole Miss leads 1-0
Neutral: Ole Miss leads 1-0

Date	Result	Location
12/14/97	W, 89-85	Norman
12/2/98	L, 77-75	Oxford
3/25/07	L, 90-82	Dayton
12/4/22	W, 69-59	Norman

Mississippi State 2-0

Games: 2
Series Record: OU leads 2-0
In Norman: OU leads 1-0
Neutral: OU leads 1-0

Date	Result	Location
11/23/07	W, 88-73	Cancun
12/4/21	W, 94-63	Norman

Mississippi Valley State 0-1

Games: 1
Series Record: MVSU leads 1-0
In Norman: MVSU leads 1-0

Date	Result	Location
12/8/88	L, 89-83	Norman

Missouri 30-29

Games: 59
Series Record: OU leads 30-29
In Norman: OU leads 16-9
In Columbia: MU leads 14-10
Neutral: MU leads 6-4

Date	Result	Location
1/4/77	L, 66-46	Norman
1/6/78	L, 80-56	Lawrence
1/17/80	L, 90-63	Columbia
12/20/80	W, 73-65	Columbia
1/17/81	L, 68-65	Lawrence
1/16/82	L, 87-64	Manhattan



» Ashley Paris recorded a career-high 23 rebounds against Missouri on March 11, 2008.

2/24/82	L, 81-62	Norman
1/22/83	L, 109-73	Columbia
2/12/83	W, 85-75	Norman
2/4/84	L, 73-68	Norman
2/28/84	L, 102-77	Columbia
1/16/85	W, 93-83	Norman
2/16/85	L, 92-74	Columbia
3/9/85	L, 89-83	Kansas City
1/25/86	W, 105-79	Columbia
2/22/86	W, 88-80	Norman
3/6/86	L, 71-66	Kansas City
1/17/87	L, 72-70	Columbia
2/7/87	L, 86-76	Norman
1/20/88	L, 91-72	Columbia
2/6/88	W, 93-84	Norman
1/11/89	L, 71-68	Columbia
2/25/89	L, 104-91	Norman
1/27/90	L, 79-75	Norman
2/24/90	L, 89-60	Columbia
3/3/90	W, 80-77	Salina
1/12/91	W, 67-66	Norman
2/10/91	L, 68-59	Columbia
1/22/92	W, 74-72	Norman
2/9/92	L, 86-56	Columbia
3/7/92	W, 80-79	Salina
1/31/93	L, 69-63	Columbia
2/26/93	L, 68-49	Norman
1/30/94	W, 86-65	Norman
2/25/94	W, 77-71	Columbia
1/6/95	W, 98-83	Columbia
2/5/95	W, 80-57	Norman
1/26/96	W, 69-55	Norman
2/25/96	L, 89-66	Columbia
2/15/97	L, 81-56	Norman
2/22/98	L, 75-68	Columbia
2/27/99	L, 73-64	Norman
1/29/00	W, 76-71	Columbia
2/3/01	W, 82-62	Norman
2/23/02	W, 90-70	Columbia
2/26/03	W, 74-69	Norman
1/28/04	L, 77-65	Columbia
2/19/05	W, 73-59	Norman
2/4/06	W, 88-73	Columbia
3/9/06	W, 75-54	Dallas
2/25/07	W, 72-57	Norman
2/6/08	W, 64-57	Columbia

3/11/08	L, 70-64 (OT)	Kansas City
1/31/09	W, 78-56	Norman
1/20/10	W, 74-65	Columbia
2/12/11	W, 69-47	Norman
1/28/12	W, 62-59	Columbia
2/11/12	W, 64-60	Norman
3/8/12	W, 70-59	Kansas City

Missouri-Kansas City 1-0

Games: 1
Series Record: OU leads 1-0
In Norman: OU leads 1-0

Date	Result	Location
12/11/84	W, 88-62	Norman

Missouri State 4-4

Games: 8
Series Record: Series tied 4-4
In Norman: Series tied 2-2
In Springfield: Series tied 2-2

Date	Result	Location
12/11/84	W, 88-62	Norman
1/12/80	W, 68-66	Springfield
12/13/96	L, 81-58	Springfield
12/3/97	L, 81-65	Norman
12/1/00	W, 89-82	Norman
12/16/00	L, 69-61	Springfield
12/11/04	W, 74-71	Norman
12/10/05	W, 68-57	Springfield
11/14/19	L, 96-90	Norman

Montana 0-1

Games: 1
Series Record: UM leads 1-0
In Missoula: UM leads 1-0

Date	Result	Location
11/11/94	L, 76-64	Missoula

Montana State 2-1

Games: 3
Series Record: OU leads 2-1
In Norman: OU leads 1-0
In Bozeman: OU leads 1-0
Neutral: MSU leads 1-0

Date	Result	Location
12/29/89	L, 86-80	Provo
12/8/01	W, 86-62	Norman
12/10/03	W, 90-59	Bozeman

Nebraska 27-23

Games: 50
Series Record: OU leads 27-23
In Norman: OU leads 16-6
In Lincoln: NU leads 16-8
Neutral: OU leads 3-1

Date	Result	Location
1/5/78	W, 60-59	Lawrence
1/13/79	L, 71-63	Norman
1/18/79	L, 82-60	Lincoln
12/15/79	L, 68-44	Lincoln
1/12/83	L, 85-78	Lincoln
2/18/83	W, 107-85	Norman

HISTORY

RECORDS VS. OPPONENTS



2/8/84	W, 96-85	Lincoln
3/3/84	W, 97-79	Norman
2/6/85	W, 86-74	Norman
3/2/85	L, 102-99	Lincoln
1/29/86	W, 88-72	Norman
2/18/86	W, 102-75	Lincoln
1/24/87	W, 97-81	Norman
2/21/87	L, 97-89	Lincoln
1/27/88	L, 94-82	Norman
2/9/88	L, 92-74	Lincoln
1/25/89	W, 68-65 (OT)	Norman
2/8/89	L, 85-76	Lincoln
1/31/90	L, 88-81	Lincoln
2/21/90	W, 102-77	Norman
1/26/91	L, 95-67	Lincoln
2/24/91	W, 75-72	Norman
1/29/92	L, 97-65	Lincoln
2/15/92	W, 92-89	Norman
1/10/93	L, 87-78	Lincoln
2/5/93	L, 97-83	Norman
1/9/94	W, 79-78	Norman
2/4/94	L, 82-76	Lincoln
3/5/94	L, 73-56	Salina
1/13/95	W, 63-62	Norman
2/12/95	W, 85-83	Lincoln
3/4/95	W, 77-67	Salina
1/5/96	L, 79-58	Norman
2/4/96	L, 71-52	Lincoln
1/26/97	L, 87-59	Lincoln
2/14/98	L, 101-72	Norman
1/30/99	L, 85-62	Lincoln
2/5/00	W, 91-69	Norman
2/7/01	W, 84-62	Lincoln
2/16/02	W, 81-47	Norman
1/11/03	W, 57-43	Lincoln
3/11/03	W, 71-51	Dallas
1/7/04	W, 70-51	Norman
2/6/05	L, 70-51	Lincoln
2/26/06	W, 73-45	Norman
1/6/07	W, 77-69	Lincoln
1/16/08	W, 80-72	Norman
1/10/09	W, 77-56	Lincoln
2/24/10	L, 80-64	Norman
1/8/11	W, 70-50	Lincoln

Nebraska-Omaha 1-0

Games: 1
Series Record: OU leads 1-0
Neutral: OU leads 1-0

Date	Result	Location
11/23/79	W, 67-40	Springfield

New Hampshire 1-0

Games: 1
Series Record: OU leads 1-0
Neutral: OU leads 1-0

Date	Result	Location
1/2/85	W, 73-42	Miami



» Courtney Paris became the first Sooner to record 40 points and 20 rebounds in a single game. She did it against New Mexico on Dec. 30, 2006, finishing with 43 points and 26 rebounds in Oklahoma City.

New Mexico 10-3

Games: 13
Series Record: OU leads 10-3
In Norman: OU leads 4-1
In Albuquerque: OU leads 4-2
Neutral: OU leads 2-0

Date	Result	Location
1/13/78	W, 75-74	Las Cruces
12/2/78	L, 70-67	Norman
12/9/85	W, 73-61	Albuquerque
12/1/86	W, 87-51	Norman
1/2/95	W, 95-66	Norman
1/28/95	L, 82-75	Albuquerque
11/16/05	W, 74-63	Albuquerque
12/30/05	W, 83-70	Albuquerque
12/30/06	W, 80-58	OKC
12/12/10	W, 63-60	Norman
11/19/11	W, 58-56	Albuquerque
12/16/18	W, 105-63	Norman
11/28/19	L, 88-84	Albuquerque

New Mexico State 3-2

Games: 5
Series Record: OU leads 3-2
In Norman: NMSU leads 1-0
In Las Cruces: OU leads 2-1
Neutral: OU leads 1-0

Date	Result	Location
1/11/78	W, 71-61	Las Cruces
1/12/78	L, 77-61	Las Cruces
11/29/86	W, 80-71	Las Cruces
1/6/88	L, 78-72	Norman
3/24/94	W, 82-77	Amarillo

North Carolina 2-2

Games: 4
Series Record: Tied 2-2
In Norman: UNC leads 1-0
In Chapel Hill: OU leads 1-0
Neutral: Tied 1-1

Date	Result	Location
11/28/97	L, 68-61	Los Angeles
1/21/01	W, 94-77	Chapel Hill
11/30/02	W, 66-63	Honolulu
11/23/08	L, 80-79	Norman

N.C. Central 1-0

Games: 1
Series Record: OU leads 1-0
In Norman: OU leads 1-0

Date	Result	Location
1/4/09	W, 89-25	Norman

North Texas 21-3

Games: 24
Series Record: OU leads 21-3
In Norman: OU leads 12-1
In Denton: OU leads 8-2
Neutral: OU leads 1-0

Date	Result	Location
2/2/79	L, 80-62	Denton
2/13/79	W, 45-44	Norman
11/29/79	W, 91-44	Norman
1/14/80	W, 67-45	Denton
12/3/80	W, 101-81	Norman
2/6/81	W, 84-53	Denton
12/9/82	W, 77-64	Denton
12/10/83	W, 99-44	Norman
12/13/84	W, 94-56	Denton
12/5/87	W, 77-75	Denton
1/3/89	W, 93-71	Norman
11/30/89	L, 91-85	Denton
1/2/91	W, 78-69	Norman
12/8/93	W, 90-73	Norman
11/26/94	W, 84-74	Denton
12/1/95	W, 102-60	Norman
12/10/96	W, 67-65	Denton
1/5/00	W, 86-63	Norman
12/18/00	W, 75-61	Norman
11/24/01	W, 83-68	San Antonio
11/27/07	W, 79-42	Norman
12/6/12	W, 71-68	Norman
12/7/14	W, 68-39	Denton
11/16/15	L, 61-57	Norman

Northeastern 1-0

Games: 1
Series Record: OU leads 1-0
In Jamaica, N.Y.: OU leads 1-0

Date	Result	Location
12/29/96	W, 76-54	Jamaica



RECORDS VS. OPPONENTS

Northeastern State 3-1

Games: 4
Series Record: OU leads 3-1
In Norman: OU leads 2-0
Neutral: Tied 1-1

Date	Result	Location
2/8/75	W, 55-51	Edmond
2/28/76	L, 63-56	Edmond
12/5/83	W, 87-53	Norman

Northern Arizona 1-1

Games: 2
Series Record: Tied 1-1
In Flagstaff: NAU leads 1-0
Neutral: OU leads 1-0

Date	Result	Location
11/29/87	W, 68-47	Honolulu
12/30/97	L, 101-62	Flagstaff

Northern Colorado 1-0

Games: 1
Series Record: OU leads 1-0
In Norman: OU leads 1-0

Date	Result	Location
12/17/06	W, 82-36	Norman

Northern Iowa 1-0

Games: 1
Series Record: OU leads 1-0
Neutral: OU leads 1-0

Date	Result	Location
12/9/89	W, 78-76	Green Bay

Northern Oklahoma 0-2

Games: 2
Series Record: NOC leads 2-0
In Norman: NOC leads 1-0
In Tonkawa: NOC leads 1-0

Date	Result	Location
12/11/76	L, 62-61	Tonkawa
1/29/77	L, 66-59	Norman

Northwestern State (La.) 3-0

Games: 3
Series Record: OU leads 3-0
In Norman: OU leads: 3-0

Date	Result	Location
11/29/12	W, 96-35	Norman
11/15/18	W, 93-56	Norman
11/30/22	W, 88-45	Norman

Northwest Missouri State 0-1

Games: 1
Series Record: NMSU leads 1-0
In Springfield: NMSU leads 1-0

Date	Result	Location
11/24/78	L, 74-44	Springfield

NW Oklahoma State 2-6

Games: 8
Series Record: NW leads 6-2
In Norman: NW leads 2-1
In Alva: NW leads 3-1
Neutral: NW leads 1-0

Date	Result	Location
2/28/75	L, 79-42	Stillwater
2/20/76	L, 91-36	Alva
12/3/76	L, 67-63	Norman
2/12/77	L, 73-66	Alva
1/25/78	W, 70-68	Norman
2/18/78	L, 78-60	Alva
1/27/79	L, 73-46	Norman
2/18/79	W, 65-58	Alva

Notre Dame 2-4

Games: 6
Series Record: ND leads 4-2
In Norman: ND leads 1-0
Neutral: ND leads 3-2

Date	Result	Location
12/30/86	W, 57-54	Seattle
3/25/08	L, 79-75 (OT)	W. Lafayette
11/28/09	L, 81-71	U.S.V.I.
3/28/10	W, 77-72	Kansas City
3/26/11	L, 78-53	Dayton
3/21/22	L, 108-64	Norman

Ohio 1-0

Games: 1
Series Record: OU leads 1-0
Neutral: OU leads 1-0

Date	Result	Location
12/18/11	W, 89-57	Las Vegas

Ohio State 0-4

Games: 4
Series Record: OSU leads 4-0
In Norman: OSU leads 2-0
In Columbus: OSU leads 2-0

Date	Result	Location
1/9/06	L, 75-71	Columbus
12/20/06	L, 74-67	Norman
12/5/10	L, 95-84	Columbus
12/4/11	L, 69-63	Norman

Oklahoma Baptist 4-0

Games: 4
Series Record: OU leads 4-0
In Norman: OU leads 3-0
In Shawnee, Okla.: OU leads 1-0

Date	Result	Location
11/30/77	W, 104-45	Norman
2/1/78	W, 92-49	Shawnee
11/30/81	W, 82-79	Norman
11/29/84	W, 86-59	Norman

Oklahoma City 9-0

Games: 9
Series Record: OU leads 9-0
In Norman: OU leads 4-0
In OKC: OU leads 5-0

Date	Result	Location
12/13/80	W, 86-75	Norman
1/5/81	W, 68-60	OKC
2/25/81	W, 77-66	OKC
12/5/81	W, 79-76	Norman
2/16/82	W, 72-71	Norman
2/26/82	W, 61-60	OKC
2/9/83	W, 94-84	OKC
12/12/83	W, 100-52	Norman
12/9/84	W, 86-51	OKC

Oklahoma State 67-47

Games: 124
Series Record: OU leads 67-47
In Norman: OU leads 36-15
In Stillwater: OU leads 26-24
Neutral: OSU leads 5-8

Date	Result	Location
1/23/75	L, 70-41	Norman
2/19/75	L, 93-44	Stillwater
12/10/75	L, 76-36	Stillwater
2/6/76	L, 53-47	Norman
2/27/76	L, 68-31	Edmond
1/22/77	L, 73-65	Boulder
1/25/77	L, 52-44	Stillwater
2/9/77	L, 70-50	Norman
3/4/77	L, 45-41	Stillwater
12/6/77	W, 80-74	Norman
2/8/78	L, 74-60	Stillwater
11/29/78	L, 77-62	Norman
2/7/79	L, 62-48	Stillwater
2/23/79	W, 53-48	Weatherford
12/7/79	W, 54-41	Norman
1/19/80	L, 60-54	Columbia
2/6/80	W, 52-45	Stillwater
2/21/80	W, 65-62	Norman
12/10/80	W, 89-79	Norman
1/15/81	W, 75-61	Lawrence
1/31/81	W, 76-68	Stillwater
1/20/82	W, 78-68	Stillwater
2/3/82	W, 71-57	Norman
2/27/82	L, 53-52	OKC
1/27/83	W, 77-64	Norman
2/16/83	W, 83-82 (OT)	Stillwater
1/24/84	W, 75-72	Norman
2/14/84	L, 79-71	Stillwater
2/3/85	L, 85-76	Stillwater
2/27/85	W, 91-62	Norman
2/5/86	W, 108-68	Norman
3/2/86	W, 86-67	Stillwater
3/5/86	W, 85-50	Norman
1/21/87	L, 84-68	Norman
2/11/87	W, 75-70	Stillwater
1/23/88	W, 83-81	Norman
2/16/88	W, 79-78	Stillwater
1/17/89	L, 71-64	Stillwater
2/4/89	L, 87-68	Norman
1/24/90	L, 99-94	Norman
2/6/90	L, 89-77	Stillwater
3/4/90	L, 87-78	Salina
1/19/91	L, 76-60	Stillwater

HISTORY

RECORDS VS. OPPONENTS



2/13/91	L, 72-63	Norman
1/25/92	W, 75-65	Stillwater
2/19/92	W, 98-75	Norman
1/17/93	L, 65-44	Stillwater
2/14/93	W, 64-55	Norman
3/6/93	L, 85-70	Salina
1/16/94	W, 82-60	Norman
2/13/94	L, 77-68	Stillwater
1/28/95	W, 62-61	Stillwater
2/26/95	W, 76-67	Norman
1/14/96	L, 86-79 (2OT)	Norman
2/11/96	L, 62-58	Stillwater
1/29/97	L, 88-57	Norman
2/23/97	L, 67-54	Stillwater
2/7/98	L, 76-54	Norman
2/28/98	L, 69-52	Stillwater
1/13/99	W, 74-58	Norman
2/10/99	W, 61-53	Stillwater
3/2/99	L, 70-56	Kansas City
2/12/00	W, 93-69	Stillwater
3/1/00	W, 77-68	Norman
2/10/01	W, 76-47	Stillwater
2/24/01	W, 88-83 (OT)	Norman
1/9/02	W, 65-48	Norman
1/29/02	W, 66-58	Stillwater
3/6/02	W, 87-56	Kansas City
2/9/03	W, 87-71	Norman
3/1/03	W, 71-57	Stillwater
1/17/04	W, 87-37	Norman
2/28/04	W, 78-44	Stillwater
1/19/05	W, 70-43	Norman
3/3/05	W, 69-58	Stillwater
1/14/06	W, 85-51	Stillwater
1/31/06	W, 70-54	Norman
1/17/07	W, 76-60	Stillwater
2/4/07	W, 78-63	Norman
1/12/08	L, 82-63	Stillwater
2/23/08	W, 81-71	Norman
2/8/09	W, 93-79	Stillwater
2/28/09	W, 73-63	Norman
2/6/10	W, 77-66	Stillwater
3/7/10	W, 95-62	Norman
3/13/10	W, 74-69	Kansas City
1/29/11	W, 82-77	Stillwater
3/2/11	W, 81-66	Norman
1/14/12	L, 66-63	Stillwater
2/4/12	W, 80-71	Norman
2/10/13	W, 80-61	Stillwater
2/23/13	L, 83-62	Stillwater
2/1/14	W, 81-74	Norman
2/16/14	L, 73-57	Stillwater
1/19/15	W, 73-54	Norman
3/2/15	W, 66-56	Stillwater
1/16/16	L, 73-42	Stillwater
2/3/16	L, 71-69	Norman
3/5/16	W, 61-43	OKC
1/22/17	W, 68-62	Norman
2/4/17	W, 66-60	Stillwater
1/7/18	L, 96-82	Stillwater
1/20/18	L, 70-67	Norman
2/6/19	L, 84-74	Stillwater
2/20/19	W, 75-66	Norman
1/8/20	W, 77-75	Stillwater
2/11/20	L, 73-69	Norman
12/15/20	L, 66-53	Norman
2/6/21	L, 91-64	Stillwater
3/12/21	L, 89-80 (OT)	Kansas City
1/26/22	W, 84-58	Norman
3/2/22	W, 79-76	Stillwater

1/21/23	W, 97-93	Norman
3/4/23	W, 80-71	Stillwater

Old Dominion 0-1

Games: 1
Series Record: ODU leads 1-0
Neutral: ODU leads 1-0

Date	Result	Location
12/29/92	L, 60-54	Miami

Oral Roberts 22-15

Games: 37
Series Record: OU leads 22-15
In Norman: OU leads 11-6
In Tulsa: OU leads 7-6
Neutral: OU leads 4-3

Date	Result	Location
12/15/76	W, 59-56	Tulsa
1/17/77	L, 62-58	Norman
1/3/78	L, 84-55	Tulsa
2/4/78	L, 81-62	Norman
2/25/78	L, 57-53	Tahlequah
12/5/78	W, 72-64	Norman
1/8/79	L, 62-49	Tulsa
2/24/79	L, 69-66	Weatherford
1/24/80	L, 64-52	Norman
2/2/80	L, 77-63	Tulsa
2/22/80	L, 73-60	Norman
11/29/80	L, 80-76	Tulsa
2/16/81	W, 66-59	Norman
2/26/81	L, 72-62	OKC
1/18/82	L, 93-72	Tulsa
2/13/82	L, 95-78	Norman
1/4/83	L, 86-72	Tulsa
1/7/84	W, 101-77	Norman
1/11/85	W, 67-66	Tulsa
1/11/86	W, 101-78	Norman
12/4/86	W, 87-72	Tulsa
12/2/87	W, 103-94	Norman
12/10/88	W, 97-83	Tulsa
1/2/93	W, 84-62	Norman
2/10/94	W, 99-48	Norman
12/20/95	W, 63-40	Norman
11/22/96	W, 62-50	Stillwater
12/15/96	W, 66-63	Tulsa
12/28/99	W, 83-66	Norman
11/18/00	W, 87-56	Tulsa
3/17/01	W, 70-64	Norman
11/17/01	W, 73-38	Stillwater
11/23/02	W, 70-42	Tulsa
11/22/03	W, 90-42	OKC
12/3/05	W, 107-76	Stillwater
12/4/16	L, 74-67	Norman
11/7/22	W, 105-94	Norman

Oregon 1-2

Games: 3
Series Record: UO leads 2-1
In Eugene: UO leads 1-0
Neutral: Tied 1-1

Date	Result	Location
11/24/12	W, 100-61	Honolulu
11/25/18	L, 94-72	Eugene
11/20/21	L, 98-83	Nassau

Penn State 1-1

Games: 2
Series Record: Tied 1-1
Neutral: Tied 1-1

Date	Result	Location
11/27/88	L, 86-63	Honolulu
12/2/89	W, 92-81	Lubbock

Pepperdine 3-1

Games: 4
Series Record: OU leads 3-1
In Malibu: OU leads 2-1
Neutral: OU leads 1-0

Date	Result	Location
1/9/82	L, 75-70 (OT)	Malibu
1/12/84	W, 85-69	Malibu
11/29/04	W, 95-77	Malibu
3/18/06	W, 78-66	Denver

Phillips 3-5

Games: 8
Series Record: PU leads 5-3
In Norman: PU leads 3-1
In Enid: Tied 2-2

Date	Result	Location
12/1/77	L, 83-60	Enid
2/16/77	L, 72-34	Norman
12/10/78	L, 84-75	Enid
1/18/78	L, 69-68	Norman
12/12/79	L, 89-71	Norman
2/15/79	W, 75-65	Enid
12/3/82	W, 87-49	Enid
12/6/83	W, 93-57	Norman

Pittsburgh 2-0

Games: 2
Series Record: OU leads 2-0
Neutral: OU leads 2-0

Date	Result	Location
3/25/94	W, 86-77	Amarillo
3/29/09	W, 70-59	OKC

Portland 2-0

Games: 2
Series Record: OU leads 2-0
In Portland, Ore.: OU leads 1-0
Neutral: OU leads 1-0

Date	Result	Location
1/3/87	W, 83-70	Portland
3/18/23	W, 85-63	Los Angeles

Portland State 2-0

Games: 2
Series Record: OU leads 2-0
Neutral: OU leads 2-0

Date	Result	Location
12/3/84	W, 85-67	Pullman
12/21/16	W, 74-60	Las Vegas

HISTORY



RECORDS VS. OPPONENTS

Prairie View A&M 9-0

Games: 9
Series Record: OU leads 9-0
In Norman: OU leads 5-0
In Prairie View: OU leads 3-0
Neutral: OU leads 1-0

Date	Result	Location
11/29/91	W, 121-49	Norman
12/12/91	W, 92-68	Prairie View
12/14/92	W, 105-35	Norman
1/23/92	W, 98-50	Prairie View
12/12/93	W, 101-41	Norman
1/14/93	W, 92-56	Prairie View
3/22/09	W, 76-47	Iowa City
11/28/10	W, 78-55	Norman
11/8/20	W, 94-48	Norman

Purdue 4-0

Games: 4
Series Record: OU leads 4-0
In West Lafayette, Ind.: OU leads 1-0
Neutral: OU leads 3-0

Date	Result	Location
3/20/00	W, 76-74	West Lafayette
11/11/02	W, 80-75	Durham
3/31/09	W, 74-68	OKC
3/19/16	W, 61-45	Lexington

Rice 2-0

Games: 2
Series Record: OU leads 2-0
In Norman: OU leads 1-0
Neutral: OU leads 1-0

Date	Result	Location
12/3/92	W, 82-69	Norman
12/30/95	W, 89-59	Stillwater

Robert Morris 1-0

Games: 1
Series Record: OU leads 1-0
In Norman: OU leads 1-0

Date	Result	Location
12/11/22	W, 94-65	Norman

Quinnipiac 1-0

Games: 1
Series Record: OU leads 1-0
At Neutral: OU leads 1-0

Date	Result	Location
3/21/15	W, 111-84	Stanford

Rutgers 0-1

Games: 1
Series Record: RU leads 1-0
At Neutral: RU leads 1-0

Date	Result	Location
1/30/85	L, 80-72	Miami

Sacramento State 1-0

Games: 1
Series Record: OU leads 1-0
In Norman: OU leads 1-0

Date	Result	Location
11/13/11	W, 117-55	Norman

St. Gregory's 0-2

Games: 2
Series Record: St. Greg's leads 2-0
In Norman: St. Greg's leads 1-0
Neutral: St. Greg's leads 1-0

Date	Result	Location
1/30/75	L, 82-57	Norman
2/12/75	L, 88-35	Shawnee

St. Joseph's 0-1

Games: 1
Series Record: St. Joe's leads 1-0
Neutral: St. Joe's leads 1-0

Date	Result	Location
1/5/85	L, 76-75	Miami

St. John's (N.Y.) 0-1

Games: 1
Series Record: St. John's leads 1-0
In Norman: St. John's leads 1-0

Date	Result	Location
3/20/12	L, 74-70	Norman

Saint Louis 2-0

Games: 2
Series Record: OU leads 2-0
In Norman: OU leads 1-0
In St. Louis: OU leads 1-0

Date	Result	Location
12/30/08	W, 87-61	St. Louis
11/18/12	W, 68-33	Norman

Sam Houston State 4-1

Games: 5
Series Record: OU leads 4-1
In Norman: OU leads 4-1

Date	Result	Location
11/24/90	L, 90-86	Norman
12/2/00	W, 97-60	Norman
11/26/03	W, 79-52	Norman
12/1/10	W, 94-45	Norman
12/15/19	W, 95-72	Norman

Samford 1-0

Games: 1
Series Record: OU leads 1-0
In Norman: OU leads 1-0

Date	Result	Location
12/29/13	W, 66-35	Norman

San Diego 4-0

Games: 4
Series Record: OU leads 4-0
In Norman: OU leads 2-0
In San Diego: OU leads 2-0

Date	Result	Location
1/4/82	W, 72-54	San Diego
1/15/83	W, 100-50	Norman
12/21/00	W, 84-39	Norman
12/21/01	W, 65-63 (2OT)	San Diego

San Diego State 1-1

Games: 2
Series Record: Tied 1-1
In San Diego: SDSU leads 1-0
Neutral: OU leads 1-0

Date	Result	Location
1/6/82	L, 68-65	San Diego
11/27/09	W, 87-48	U.S. V.I.

San Francisco 1-0

Games: 1
Series Record: OU leads 1-0
In San Francisco: OU leads 1-0

Date	Result	Location
11/26/06	W, 53-51	San Francisco

Siena 1-0

Games: 1
Series Record: OU leads 1-0
Neutral: OU leads 1-0

Date	Result	Location
11/28/04	W, 85-70	Malibu

Simon Fraser 1-0

Games: 1
Series Record: OU leads 1-0
Neutral: OU leads 1-0

Date	Result	Location
12/29/88	W, 83-66	Stanford

Simpson 1-0

Games: 1
Series Record: OU leads 1-0
Neutral: OU leads 1-0

Date	Result	Location
1/7/77	W, 88-69	Wichita

South Carolina 3-0

Games: 3
Series Record: OU leads 3-0
In Norman: OU leads 1-0
In Columbia: OU leads 1-0
Neutral: OU leads 1-0

Date	Result	Location
12/7/06	W, 78-51	Columbia
12/30/07	W, 95-63	Norman
11/26/09	W, 75-67	U.S. V.I.

HISTORY

RECORDS VS. OPPONENTS



South Dakota 2-0

Games: 2
 Series Record: OU leads 2-0
 In Norman: OU leads 1-0
 In Vermillion: OU leads 1-0

Date	Result	Location
12/20/20	W, 80-73	Norman
11/9/21	W, 73-71	Vermillion

South Dakota State 2-1

Games: 3
 Series Record: OU leads 2-1
 In Norman: OU leads 2-0
 In Brookings: USD 1-0

Date	Result	Location
3/21/10	W, 68-57	Norman
11/23/17	W, 74-60	Norman
12/6/17	L, 67-61	Brookings

South Florida 1-2

Games: 3
 Series Record: USF leads 2-1
 In Norman: OU leads 1-0
 In Tampa: USF leads 1-0
 Neutral: USF leads 1-0

Date	Result	Location
11/27/14	L, 83-68	U.S. V.I.
12/9/17	W, 79-74	Norman
11/18/18	L, 87-70	Tampa

Southeast Missouri State 4-0

Games: 4
 Series Record: OU leads 4-0
 In Norman: OU leads 3-0
 Neutral: OU leads 1-0

Date	Result	Location
12/28/03	W, 87-59	Norman
11/24/04	W, 83-48	Norman
11/19/05	W, 84-62	Norman
3/17/07	W, 74-60	Austin

Southeastern Louisiana 1-0

Games: 1
 Series Record: OU leads 1-0
 In Hammond: OU leads 1-0

Date	Result	Location
1/6/90	W, 88-86	Hammond

Southeastern Oklahoma State 4-2

Games: 6
 Series Record: OU leads 4-2
 In Norman: OU leads 3-0
 In Durant: SEOSU leads 2-1

Date	Result	Location
1/21/76	L, 56-45	Durant
2/4/76	W, 37-35	Norman
2/2/77	W, 68-56	Norman
2/26/77	L, 63-39	Durant
2/6/78	W, 59-47	Durant
2/22/78	W, 73-43	Norman

SMU 10-5

Games: 15
 Series Record: OU leads 10-5
 In Norman: OU leads 5-2
 In Dallas: OU leads 5-3

Date	Result	Location
1/5/92	W, 82-73	Norman
2/17/92	L, 69-63	Dallas
12/5/93	L, 72-66	Norman
1/2/94	W, 99-72	Dallas
12/5/96	L, 96-87	Norman
12/7/97	L, 91-82	Dallas
12/9/01	W, 101-71	Norman
11/5/02	W, 91-70	Dallas
12/21/03	L, 71-68	Dallas
12/3/04	W, 85-63	Dallas
11/13/06	W, 80-43	Norman
11/17/17	W, 87-75	Norman
12/22/18	W, 77-61	Dallas
11/30/21	W, 84-72	Dallas
11/11/22	W, 97-74	Norman

Stetson 1-0

Games: 1
 Series Record: OU leads 1-0
 In Norman: OU leads 1-0

Date	Result	Location
11/8/13	W, 78-60	Norman

Southern 2-1

Games: 3
 Series Record: OU leads 2-1
 In Norman: OU leads 2-0
 In Nacogdoches: SU leads 1-0

Date	Result	Location
3/9/78	L, 77-49	Nacogdoches
12/29/94	W, 100-72	Norman
12/18/22	W, 76-50	Norman

Southern California 0-1

Games: 1
 Series Record: USC leads 1-0
 In Los Angeles: USC leads 1-0

Date	Result	Location
12/5/81	L, 84-55	Los Angeles

Southern Illinois 2-1

Games: 3
 Series Record: OU leads 2-1
 In Norman: OU leads 1-0
 In Springfield: OU leads 1-0
 Neutral: SIU leads 1-0

Date	Result	Location
11/24/80	W, 58-46	Springfield
12/2/84	L, 82-62	Pullman
11/13/16	W, 80-48	Norman

Southern Nazarene 2-0

Games: 2
 In Norman: OU leads 1-0
 In Bethany: SNU leads 1-0

Date	Result	Location
12/5/74	L, 44-43	Bethany
2/15/75	W, 57-37	Norman

Southern Utah 0-1

Games: 1
 Series Record: USU leads 1-0
 Neutral: USU leads 1-0

Date	Result	Location
11/23/97	L, 64-63	Stillwater

Southwestern Oklahoma State 1-3

Games: 4
 Series Record: SWOSU leads 3-1
 In Weatherford, Okla.: Tied 1-1
 Neutral: SWOSU leads 2-0

Date	Result	Location
2/8/75	L, 63-47	Edmond
2/24/76	L, 72-41	Weatherford
3/5/77	L, 54-42	Stillwater
2/23/79	W, 79-35	Weatherford

Stanford 2-6

Games: 8
 Series Record: STAN leads 6-2
 In Norman: OU leads 2-0
 In Stanford: STAN leads 3-0
 Neutral: STAN leads 3-0

Date	Result	Location
12/30/88	L, 91-66	Stanford
12/27/01	W, 102-98 (OT)	Norman
3/19/01	W, 67-50	Norman
1/3/03	L, 58-38	Stanford
3/22/04	L, 68-43	Tempe
3/25/06	L, 88-74	San Antonio
4/04/10	L, 73-66	San Antonio
3/23/15	L, 86-76	Stanford

Stephen F. Austin 6-4

Games: 10
 Series Record: OU leads 6-4
 In Norman: OU leads 4-1
 In Nacogdoches: Tied 2-2
 Neutral: SFA leads 1-0

Date	Result	Location
3/8/78	L, 106-54	Nacogdoches
1/27/81	L, 70-49	Nacogdoches
12/12/82	L, 64-62	Norman
11/22/98	L, 82-58	San Antonio
12/29/99	W, 91-72	Norman
12/5/99	W, 61-47	Nacogdoches
12/5/03	W, 77-55	Norman
12/13/04	W, 79-52	Nacogdoches
12/8/10	W, 84-57	Norman
11/20/19	W, 75-62	Norman



RECORDS VS. OPPONENTS

Syracuse 1-0

Games: 1
Series Record: OU leads 1-0
Neutral: OU leads 1-0

Date	Result	Location
12/19/11	W, 82-63	Las Vegas

Tennessee 1-5

Games: 6
Series Record: UT leads 5-1
In Norman: UT leads 1-0
In Knoxville: UT leads 2-0
Neutral: UT leads 2-1

Date	Result	Location
11/11/03	L, 94-68	Knoxville
12/21/04	L, 71-55	Norman
11/15/07	L, 70-67	Tampa
2/2/09	W, 80-70	OKC
1/3/10	L, 96-75	Knoxville
3/31/13	L, 74-59	OKC

Tennessee Tech 1-1

Games: 2
Series Record: Tied 1-1
Neutral: TTU leads 1-0

Date	Result	Location
12/21/00	L, 74-64	Honolulu

Texas 27-39

Games: 66
Series Record: Texas leads 39-27
In Norman: OU leads 16-13
In Austin: Texas leads 21-9
Neutral: Texas leads 5-2

Date	Result	Location
11/17/80	L, 66-47	Norman
2/10/81	L, 71-54	Austin
3/11/82	L, 87-78	Lubbock
3/20/86	L, 85-59	Austin
11/30/94	L, 84-78	Austin
12/7/95	W, 95-85	Norman
1/7/97	L, 87-69	Austin
1/22/97	L, 76-58	Norman
1/7/98	L, 78-44	Austin
1/17/98	W, 97-84	Norman
1/23/99	L, 81-73	Austin
2/3/99	W, 71-69	Norman
1/19/00	W, 76-73	Austin
2/16/00	L, 77-70	Norman
3/8/00	L, 71-68	Kansas City
1/10/01	W, 85-74	Norman
2/28/01	W, 65-54	Austin
1/19/02	W, 89-69	Norman
2/19/02	L, 68-62 (OT)	Austin
1/29/03	L, 60-54	Norman
3/5/03	L, 78-66	Austin
1/10/04	L, 63-58	Austin
3/2/04	L, 57-54	Norman
3/13/04	W, 66-47	Dallas
1/26/05	L, 83-71 (OT)	Norman
2/26/05	L, 72-36	Austin
3/9/05	L, 65-59	Kansas City
1/25/06	W, 75-57	Norman
2/15/06	W, 61-54	Austin

1/31/07	L, 67-62	Austin
2/12/07	W, 78-58	Norman
3/7/07	W, 67-58	OKC
2/3/08	W, 74-58	Austin
3/2/08	L, 65-50	Norman
1/25/09	W, 89-69	Norman
3/8/09	W, 74-62	Austin
2/03/10	L, 75-57	Norman
2/27/10	W, 75-60	Austin
1/16/11	W, 71-67 (OT)	Austin
2/19/11	W, 91-62	Norman
1/21/12	W, 73-67	Norman
2/25/12	L, 87-62	Austin
1/5/13	W, 78-70	Austin
1/19/13	W, 69-56	Norman
1/8/14	L, 79-74 (OT)	Austin
2/19/14	W, 64-63	Norman
3/8/14	L, 82-72	OKC
1/14/15	W, 70-59	Norman
1/29/15	L, 84-81 (2OT)	Austin
3/8/15	L, 66-56	OKC
1/23/16	L, 83-76	Austin
2/14/16	W, 74-56	Norman
1/17/17	L, 86-68	Austin
2/18/17	W, 74-73	Norman
12/28/17	L, 88-78	Norman
2/27/18	L, 66-79	Austin
1/9/19	L, 63-73	Austin
2/2/19	L, 67-76	Norman
1/28/20	L, 70-56	Norman
2/29/20	L, 86-76	Austin
2/3/21	L, 58-69	Norman
2/27/21	W, 68-63 (OT)	Austin
1/29/22	W, 65-63	Norman
2/12/22	L, 78-63	Austin
1/25/23	L, 78-58	Austin
2/25/23	L, 67-45	Norman

Texas-Arlington 11-3

Games: 14
Series Record: OU leads 11-3
In Norman: OU leads 6-2
In Arlington: OU leads 4-1
Neutral Site: OU leads 1-0

Date	Result	Location
11/19/80	W, 61-59	Norman
2/4/80	W, 60-56	Arlington
2/5/82	W, 70-56	Norman
11/27/84	W, 92-66	Norman
12/4/85	W, 103-48	Arlington
11/29/86	W, 86-72	Arlington
12/8/87	W, 94-61	Norman
1/7/89	W, 86-75	Arlington
1/3/90	L, 80-78	Norman
12/10/92	L, 94-93	Norman
2/2/93	L, 80-59	Arlington
12/03/09	W, 100-67	Norman
11/20/13	W, 99-46	Norman
11/20/22	W, 89-80	Fort Worth

Texas Rio Grande Valley 5-0

Games: 5
Series Record: OU leads 5-0
In Norman: OU leads 5-0

Date	Result	Location
11/25/89	W, 120-36	Norman
11/27/94	W, 88-68	Norman
12/17/96	W, 97-57	Norman
11/26/10	W, 116-66	Norman
12/8/16	W, 92-53	Norman

Texas-San Antonio 6-0

Games: 6
Series Record: OU leads 6-0
In Norman: OU leads 4-0
In San Antonio: OU leads 1-0
Neutral: OU leads 1-0

Date	Result	Location
11/28/87	W, 67-63	Las Cruces
1/21/91	W, 93-86	Norman
11/25/92	W, 102-70	Norman
11/23/98	W, 66-53	San Antonio
11/23/99	W, 80-40	Norman
12/13/15	W, 80-41	Norman

Texas A&M 27-21

Games: 48
Series Record: OU leads 27-21
In Norman: OU leads 17-3
In C. Station: TAMU leads 11-7
Neutral: TAMU leads 6-3

Date	Result	Location
11/26/79	L, 52-45	Springfield
2/3/79	W, 58-49	Denton
1/11/80	L, 71-53	C. Station
12/10/82	W, 83-55	Norman
12/6/86	W, 93-62	Norman
12/5/90	L, 101-86	C. Station
12/9/91	L, 83-71	Norman
12/18/94	W, 90-69	Norman
12/18/95	L, 99-74	C. Station
1/4/97	W, 71-69	Norman
2/5/97	L, 66-63	C. Station
1/3/98	W, 84-76	Norman
1/21/98	L, 91-83	C. Station
2/6/99	W, 83-71	C. Station
2/24/99	W, 95-69	Norman
1/12/00	W, 87-59	Norman
1/26/00	W, 79-72	C. Station
1/17/01	W, 97-84	Norman
1/31/01	W, 93-70	C. Station
1/26/02	W, 72-40	C. Station
2/9/02	W, 67-51	Norman
1/18/03	W, 77-39	Norman
2/5/03	L, 69-61	C. Station
1/14/04	W, 65-56 (OT)	C. Station
2/7/04	W, 56-46	Norman
3/9/04	W, 60-47	Dallas
1/9/05	W, 73-53	Norman
1/22/05	W, 63-51	C. Station
3/8/05	W, 86-65	Kansas City
1/28/06	W, 81-72	C. Station
2/18/06	W, 73-54	Norman
1/27/07	L, 54-52	Norman
2/10/07	L, 78-68	C. Station

HISTORY

RECORDS VS. OPPONENTS



2/12/08	W, 68-56	Norman
3/6/08	L, 73-59	C. Station
1/18/09	W, 71-59	Norman
2/23/09	L, 57-56	C. Station
3/14/09	L, 74-62	OKC
1/17/10	W, 74-65	Norman
3/02/10	L, 78-55	C. Station
3/14/10	L, 74-67	Kansas City
1/26/11	L, 80-78	Norman
2/9/11	L, 82-71	C. Station
3/11/11	L, 81-68	Kansas City
1/8/12	L, 75-58	C. Station
2/21/12	W, 64-55	Norman
3/9/12	L, 79-66	Kansas City
12/20/15	L, 74-68	OKC

TCU 28-11

Games: 39
 Series Record: OU leads 28-11
 In Norman: OU leads 16-3
 In Fort Worth: OU leads 11-7
 Neutral: Tied 1-1

Date	Result	Location
1/3/92	W, 103-82	Norman
2/24/93	L, 79-73	Fort Worth
12/21/95	W, 89-70	Fort Worth
2/28/95	W, 92-44	Norman
11/25/96	W, 103-81	Fort Worth
12/7/96	W, 93-47	Norman
11/20/99	W, 78-66	Norman
12/7/00	W, 94-74	Fort Worth
11/27/02	W, 76-60	Norman
12/14/03	W, 68-64	Fort Worth
12/9/05	L, 81-65	Fort Worth
11/31/06	W, 77-63	Norman
11/21/09	W, 74-70	Norman
1/2/11	L, 76-69	Fort Worth
12/28/11	W, 82-54	Norman
1/9/13	W, 85-79	Fort Worth
1/30/13	W, 74-53	Norman
1/25/14	W, 63-52	Norman
3/1/14	L, 76-66	Fort Worth
1/17/15	W, 97-81	Fort Worth
2/14/15	W, 77-54	Norman
1/6/16	W, 78-65	Fort Worth
2/6/16	W, 77-64	Norman
1/1/17	W, 87-72	Norman
2/25/17	W, 73-64	Fort Worth
1/4/18	W, 84-71	Norman
1/27/18	L, 58-62	Fort Worth
3/3/18	L, 79-90	OKC
1/22/19	L, 86-71	Fort Worth
3/2/19	L, 76-63	Norman
1/19/20	L, 82-63	Norman
3/4/20	L, 96-71	Fort Worth
2/24/21	W, 76-60	Fort Worth
3/7/21	L, 83-79	Norman
1/15/22	W, 100-71	Norman
2/23/22	W, 92-57	Fort Worth
1/18/23	W, 93-66	Norman
1/31/23	W, 101-78	Fort Worth
3/10/23	W, 77-76	Kansas City

Texas State 3-0

Games: 3
 Series Record: OU leads 3-0
 In Norman: OU leads 2-0
 In San Marcos: OU leads 1-0

Date	Result	Location
12/9/88	W, 92-74	San Marcos
11/21/05	W, 76-57	Norman
12/13/20	W, 52-40	Norman

Texas Southern 3-1

Games: 4
 Series Record: OU leads 3-1
 In Norman: OU leads 3-0
 Neutral: TSU leads 1-0

Date	Result	Location
2/7/81	L, 80-72	Denton
2/10/82	W, 82-70 (OT)	Norman
12/15/85	W, 103-71	Norman
12/19/88	W, 81-72	Norman

Texas Tech 42-27

Games: 69
 Series Record: OU leads 42-27
 In Norman: OU leads 23-10
 In Lubbock: OU leads 17-15
 Neutral: Tied 2-2

Date	Result	Location
12/1/80	L, 65-58	Lubbock
1/26/80	L, 55-48	Norman
1/12/81	W, 69-56	Norman
2/2/81	L, 79-70	Lubbock
2/18/82	L, 93-86	Lubbock
12/11/83	W, 93-91 (OT)	Norman
12/3/89	L, 64-54	Lubbock
12/16/90	L, 88-80	Norman
12/6/91	L, 66-50	Lubbock
12/28/93	L, 93-56	Miami
12/21/94	L, 80-75	Lubbock
11/29/95	L, 66-64	Norman
1/15/97	L, 67-55	Lubbock
2/19/97	L, 63-49	Norman
2/11/98	L, 79-63	Lubbock
2/19/98	L, 94-59	Norman
1/6/99	L, 93-69	Lubbock
1/27/99	L, 89-87	Norman
1/8/00	W, 82-76	Norman
2/19/00	L, 86-81	Lubbock
1/28/01	W, 84-66	Norman
2/17/01	W, 80-75	Lubbock
1/5/02	W, 80-68	Lubbock
25/27/02	W, 75-56	Norman
3/23/02	W, 72-62	Boise
1/15/03	L, 80-71	Norman
2/19/03	L, 59-48	Lubbock
2/10/04	W, 68-62	Lubbock
2/25/04	W, 65-53	Norman
1/5/05	L, 70-64	Lubbock
2/23/05	L, 83-70	Norman
1/18/06	W, 63-57	Norman
3/1/06	W, 60-59	Lubbock
1/22/07	W, 86-81 (2OT)	Norman
2/17/07	W, 70-67	Lubbock
1/23/08	W, 78-39	Norman
2/27/08	W, 65-55	Norman
2/17/09	W, 80-72	Lubbock

3/4/09	W, 61-49	Norman
1/09/10	W, 73-58	Norman
1/30/10	W, 70-66	Lubbock
1/19/11	W, 71-61	Norman
3/5/11	L, 65-61	Lubbock
3/9/11	W, 71-69	Kansas City
1/11/12	W, 71-68	Norman
2/29/12	W, 71-62	Lubbock
1/12/13	W, 65-55	Norman
3/4/13	W, 77-73	Lubbock
1/2/14	W, 68-38	Lubbock
3/3/14	W, 87-32	Norman
1/10/15	W, 75-58	Lubbock
1/24/15	W, 70-64	Norman
1/20/16	W, 92-53	Norman
3/1/16	W, 70-60	Lubbock
1/14/17	W, 66-45	Norman
2/11/17	W, 64-56	Lubbock
1/10/18	W, 73-52	Lubbock
2/24/18	W, 79-61	Norman
1/2/19	W, 66-61	Norman
3/5/19	L, 82-88	Lubbock
3/8/19	L, 84-104	OKC
1/22/20	L, 89-84 (OT)	Lubbock
3/7/20	L, 106-94	Norman
1/6/21	W, 75-74	Lubbock
3/1/21	W, 88-79	Norman
1/2/22	W, 97-91	Lubbock
2/16/22	L, 97-87	Norman
1/11/23	W, 89-79	Lubbock
2/15/23	W, 84-57	Norman

Tulane 1-1

Games: 2
 Series Record: Tied 1-1
 In Norman: OU leads 1-0
 In New Orleans: Tulane leads 1-0

Date	Result	Location
1/8/87	W, 84-53	Norman
1/9/88	L, 82-75	New Orleans

Tulsa 26-2

Games: 28
 Series Record: OU leads 26-2
 In Norman: OU leads 11-1
 In Tulsa, Okla.: OU leads 12-1
 Neutral: OU leads 3-0

Date	Result	Location
2/18/76	L, 58-55	Norman
2/28/76	W, 57-53	Edmond
12/9/78	W, 95-52	Enid
12/18/78	W, 80-68	Tulsa
2/11/78	W, 94-45	Norman
2/23/78	W, 82-55	Tahlequah
11/1/79	W, 57-47	Tulsa
2/10/79	W, 69-54	Norman
2/22/80	W, 68-55	Tulsa
1/5/80	W, 77-40	Norman
1/29/81	W, 87-57	Norman
2/14/81	W, 106-68	Tulsa
2/14/82	W, 90-59	Tulsa
1/27/82	W, 87-62	Norman
2/4/83	W, 99-60	Norman
2/7/84	W, 82-64	Tulsa
2/11/86	W, 91-32	Norman
1/12/87	W, 62-39	Tulsa



RECORDS VS. OPPONENTS

2/29/00	W, 93-70	Norman
11/17/01	W, 80-49	Tulsa
2/18/02	W, 75-52	Stillwater
2/22/03	W, 65-61	Tulsa
12/4/05	L, 67-59	Tulsa (ORU)
12/2/06	W, 72-49	Tulsa
12/8/07	W, 67-47	Tulsa
12/21/09	W, 94-42	Norman
12/9/15	W, 75-62	Tulsa
12/11/16	W, 85-68	Norman

UAB **1-2**

Games: 3
 Series Record: UAB leads 2-1
 In Cancun, Mexico: UAB leads 1-0
 In Bimini, Bahamas: UAB leads 1-0
 In Norman: OU leads 1-0

Date	Result	Location
2/27/98	L, 62-61	Cancun
11/22/18	L, 84-89	Bimini
11/10/19	W, 82-75	Norman

UCLA **3-4**

Games: 7
 Series Record: UCLA leads 4-3
 In Norman: Tied 1-1
 In Los Angeles: UCLA leads 3-1
 Neutral: OU leads 1-0

Date	Result	Location
1/8/82	L, 82-63	Los Angeles
2/5/06	W, 83-78	Norman
11/21/06	W, 77-68	Los Angeles
11/14/12	L, 86-80	Norman
3/25/13	W, 85-72	Columbus
11/24/13	L, 82-76	Los Angeles
3/20/23	L, 82-73	Los Angeles

UC Santa Barbara **1-1**

Games: 2
 Series Record: Tied 1-1
 In Santa Barbara: Tied 1-1

Date	Result	Location
1/10/84	W, 95-48	S. Barbara
2/29/91	L, 105-95 (OT)	S. Barbara

UNLV **1-1**

Games: 2
 Series Record: Tied 1-1
 In Norman: UNLV leads 1-0
 In Las Vegas: OU leads 1-0

Date	Result	Location
11/26/80	L, 71-51	Norman
2/8/81	W, 96-85	Las Vegas

USAO **0-5**

Games: 5
 Series Record: USAO leads 5-0
 In Norman: USAO leads 2-0
 In Chickasha: USAO leads 2-0
 Neutral: USAO leads 1-0

Date	Result	Location
1/21/75	L, 56-42	Norman
2/22/75	L, 62-41	Chickasha
3/1/75	L, 97-60	Stillwater
12/2/76	L, 86-60	Chickasha
1/24/76	L, 78-53	Norman

Utah **5-1**

Games: 6
 Series Record: OU leads 5-1
 In Norman: OU leads 2-0
 In Salt Lake City: Tied 1-1
 Neutral: OU leads 2-0

Date	Result	Location
2/2/95	W, 72-68	Pullman
2/7/04	W, 73-65	Norman
2/21/05	W, 72-59	Salt Lake City
11/26/15	W, 70-55	Freeport
12/21/21	W, 83-76	Norman
11/16/22	L, 124-78	Salt Lake City

Vanderbilt **1-2**

Games: 3
 Series Record: Vanderbilt leads 2-1
 In Norman: Tied 1-1
 In Nashville: Vanderbilt leads 1-0

Date	Result	Location
3/16/86	W, 86-67	Norman
11/26/11	L, 78-66	Nashville
12/16/12	L, 76-63	Norman

VCU **1-0**

Games: 1
 Series Record: OU leads 1-0
 Neutral: OU leads 1-0

Date	Result	Location
2/29/96	W, 84-52	Nassau

Villanova **1-0**

Games: 1
 Series Record: OU leads 1-0
 In Norman: OU leads 1-0

Date	Result	Location
3/18/02	W, 66-53	Norman

Washington **2-3**

Games: 5
 Series Record: UW leads 3-2
 In Norman: OU leads 1-0
 In Seattle: UW leads 2-1
 Neutral: UW leads 1-0

Date	Result	Location
2/31/87	L, 83-64	Seattle
3/24/01	L, 84-67	Spokane
11/14/14	W, 90-80	Norman
12/6/15	W, 71-68	Seattle
3/21/17	L, 108-82	Seattle

Washington State **1-1**

Games: 2
 Series Record: Tied 1-1
 In Pullman: OU leads 1-0
 Neutral: WSU leads 1-0

Date	Result	Location
11/23/91	L, 84-50	C. Station
2/3/95	W, 85-79	Pullman

West Texas A&M **2-0**

Games: 2
 Series Record: OU leads 2-0
 In Norman: OU leads 1-0
 In Canyon: OU leads 1-0

Date	Result	Location
12/30/86	W, 80-56	Canyon
12/20/87	W, 82-63	Norman

West Virginia **16-9**

Games: 25
 Series Record: OU leads 16-9
 In Norman: OU leads 8-3
 In Morgantown: OU leads 6-5
 Neutral: OU leads 2-1

Date	Result	Location
11/26/89	L, 83-65	Norman
1/2/13	W, 71-68	Norman
2/3/13	L, 82-63	Morgantown
3/9/13	W, 65-64	Dallas
1/18/14	L, 77-63	Morgantown
2/13/14	L, 76-75	Norman
1/4/15	W, 71-60	Norman
2/1/15	L, 78-69	Morgantown
3/7/15	W, 67-55	Dallas
1/27/16	W, 57-54	Norman
2/17/16	L, 63-55	Morgantown
1/8/17	L, 83-73	Morgantown
2/7/17	W, 90-87 (2OT)	Norman
3/4/17	L, 82-58	OKC
2/3/18	W, 76-57	Norman
2/17/18	W, 79-77 (OT)	Morgantown
1/13/19	L, 56-66	Norman
2/23/19	W, 80-69	Morgantown
1/15/20	W, 73-49	Morgantown
2/5/20	W, 68-58	Norman
1/3/21	L, 90-72	Norman
2/13/21	W, 72-71	Morgantown
1/19/22	W, 88-76	Morgantown
2/5/22	W, 101-99 (2OT)	Norman
12/31/22	W, 98-77	Morgantown
2/4/23	W, 93-68	Norman

HISTORY



Western Illinois 2-0

Games: 2
Series Record: OU leads 2-0
In Norman: OU leads 2-0

Date	Result	Location
11/19/10	W, 84-43	Norman
12/4/13	W, 97-80	Norman

Western Kentucky 2-1

Games: 3
Series Record: OU leads 2-1
Norman: OU leads 1-0
In Bowling Green: Series tied 1-1

Date	Result	Location
11/25/86	W, 89-81	Bowling Green
11/9/18	W, 90-83	Norman
12/4/19	L, 74-63	Bowling Green

Wichita State 14-7

Games: 21
Series Record: OU leads 14-7
In Norman: OU leads 8-1
In Wichita: WSU leads 6-4
Neutral: OU leads 2-0

Date	Result	Location
1/6/77	L, 70-58	Wichita
11/25/79	W, 61-50	Springfield
11/22/80	W, 62-56	Springfield
12/10/80	W, 75-62	Wichita
2/12/80	L, 59-53 (OT)	Norman
12/23/81	L, 85-59	Wichita
1/24/81	W, 93-76	Norman
1/23/82	W, 67-60	Norman
3/1/82	L, 93-73	Wichita
1/8/83	L, 93-81 (2OT)	Wichita
3/2/83	W, 92-64	Norman
12/21/84	W, 85-68	Wichita
12/16/96	W, 65-54	Norman
12/3/97	L, 71-56	Wichita
3/12/99	W, 75-67	Wichita
11/29/02	W, 89-68	Norman
12/9/03	W, 70-64	Wichita
12/30/04	W, 89-50	Norman
11/10/13	W, 89-70	Norman
11/30/19	L, 88-83	Wichita
12/29/21	W, 89-67	Norman

Winthrop 1-0

Games: 1
Series Record: OU leads 1-0
In Norman: OU leads 1-0

Date	Result	Location
11/13/15	W, 78-48	Norman

Wisconsin 0-1

Games: 1
Series Record: UW leads 1-0
In Madison: UW leads 1-0

Date	Result	Location
11/24/01	L, 97-77	Madison

Xavier 2-0

Games: 2
Series Record: OU leads 2-0
Neutral: OU leads 2-0

Date	Result	Location
12/20/11	W, 73-51	Las Vegas
12/19/16	W, 81-69	Las Vegas

Yale 1-0

Games: 1
Series Record: OU leads 1-0
In Norman: OU leads 1-0

Date	Result	Location
12/30/14	W, 71-60	Norman



OPPONENT STREAKS

LONGEST ACTIVE DIVISION I WINNING STREAKS

Rk.	Opponent	No.	First Win	Last Win
1.	Prairie View A&M	9	Nov. 29, 1991	Nov. 8, 2020
2.	BYU	6	March 18, 2000	Nov. 15, 2022
	Missouri	6	Jan. 31, 2009	March 8, 2012
	Stephen. F. Austin	6	Dec. 29, 1999	Nov. 20, 2019
	UTSA	6	Nov. 28, 1987	Dec. 13, 2015
7.	SMU	6	Dec. 3, 2004	Nov. 11, 2022
	West Virginia	5	Feb. 13, 2021	Feb. 4, 2023
TCU	TCU	5	Jan. 15, 2022	March 10, 2023
	UTRGV	5	Nov. 25, 1989	Dec. 8, 2016
Creighton	Creighton	5	Dec. 2, 1985	Dec. 1, 2013
	Tulsa	5	Dec. 2, 2006	Dec. 11, 2016

LONGEST ACTIVE DIVISION I LOSING STREAKS

Rk.	Opponent	No.	First Win	Last Win
1.	Connecticut	13	Dec. 29, 1999	Dec. 22, 2019
2.	Stanford	5	Jan. 3, 2003	March 23, 2015
3.	Ohio State	4	Jan. 9, 2006	Dec. 4, 2011
	DePaul	4	March 22, 2014	Dec. 9, 2018

MOST SERIES MEETINGS

Rk.	Opponent	GP	Record	Last Meeting
1.	Oklahoma State	114	67-47	March 4, 2023
2.	Kansas	79	46-33	Feb. 19, 2023
3.	Kansas State	75	45-30	March 1, 2023
4.	Iowa State	73	42-31	March 11, 2023
5.	Texas Tech	69	42-27	Feb. 15, 2023
6.	Texas	66	27-39	Feb. 25, 2023
7.	Baylor	64	29-35	Feb. 7, 2023
8.	Missouri	59	30-29	March 8, 2012
9.	Colorado	56	22-34	Feb. 23, 2011
10.	Nebraska	50	27-23	Jan. 8, 2011

MOST SERIES WINS

Rk.	Opponent	GP	Wins	Record	Last Meeting
1.	Oklahoma State	114	67	67-47	March 4, 2023
2.	Kansas	79	46	46-33	Feb. 19, 2023
2.	Kansas State	75	45	45-30	March 1, 2023
T4.	Iowa State	73	42	42-31	March 11, 2023
T4.	Texas Tech	69	42	42-27	Feb. 15, 2023

MOST SERIES LOSSES

Rk.	Opponent	GP	Losses	Rec.	Last Meeting
1.	Oklahoma State	114	47	67-47	March 4, 2023
2.	Texas	66	39	27-39	Feb. 25, 2023
3.	Baylor	64	35	29-35	Feb. 7, 2023
4.	Colorado	56	34	22-34	Feb. 23, 2011
5.	Kansas	79	33	46-33	Feb. 19, 2023

HIGHEST WINNING PERCENTAGE (MIN. 10 MEETINGS)

Rk.	Opponent	GP	Record	Pct.	Last Meeting
1.	Tulsa	28	26-2	.929	Dec. 11, 2016
2.	North Texas	24	21-3	.875	Nov. 16, 2015
3.	UT Arlington	14	11-3	.786	Nov. 20, 2022
4.	New Mexico	13	10-3	.769	Nov. 28, 2019
5.	TCU	39	28-11	.718	March 10, 2023



MEDIA
MEDIA
MEDIA





ATHLETICS COMMUNICATIONS

» OU ATHLETICS COMMUNICATIONS OFFICE

The OU Athletics Communications Office is located on the second floor of Gaylord Family-Oklahoma Memorial Stadium (northwest corner), approximately 1.5 miles north of Lloyd Noble Center.

Main Office Phone: (405) 325-8231

Address: 180 W. Brooks, Suite 2525, Norman, OK 73019

Associate AD/Strategic Comms: Mike Houck

E-Mail: mhouck@ou.edu

Director of Communications: Brent Beerends

E-Mail: beerends@ou.edu

Director: Eric Hollier

E-Mail: ehollier@ou.edu

Associate Director: Lindsey Morrison

E-Mail: lindseymorrison@ou.edu

Assistant Director: Josh Poteet

Office Phone: (405) 325-8372

Cell Phone: (405) 880-5315

E-Mail: jpoteet@ou.edu

Assistant Director: Thomas Breach

E-Mail: thomas.breach-1@ou.edu

Communications Assistant: Brendan McInerney

E-Mail: bmcinerney@ou.edu

Communications Graduate Assistant: Lizabeth Davis

E-Mail: lizabethdavis@ou.edu

Assistant AD/Strategy & Revenue Innovation:

Becca Opheim

E-Mail: bopheim@ou.edu

Director of Creative Content: Johnny Smiley

E-Mail: jsmiley@ou.edu

Managing Director of Creative Strategy: Sarah Klopfer

E-Mail: sklopfer@ou.edu

Graphic Design Assistant Director: Connor Spensley

E-Mail: connor.spensley@ou.edu

» BIG 12 WOMEN'S BASKETBALL CONTACTS

Baylor	Shelby Hild	(254) 405-7591
BYU	Austin Rustand	(520) 989-1799
UCF	Jenna VanHoose	(937) 844-9473
Cincinnati	Nate Jarrett	(850) 499-7586
Houston	Fletcher Like	(503) 709-3786
Iowa State	Sarah Guysen	(515) 294-7961
Kansas	Doug Self	(785) 393-4978
Kansas State	Randy Peterson	(785) 523-7975
Oklahoma	Josh Poteet	(405) 764-2478
Oklahoma State	Ryan Cameron	(405) 742-4854
TCU	Brady Johnson	(817) 257-5367
Texas	Jeremy Rosenthal	(512) 471-6039
Texas Tech	Casey Montalvo	(806) 787-5662
West Virginia	Chris Coombs	(304) 293-2821
Big 12 Conference	David Waxman	(469) 524-1000



Mike Houck
Associate AD
(Department, FB)



Eric Hollier
Director
(FB, MGYM)



Brent Beerends
Director
(MBB, WGOLF)



Lindsey Morrison
Associate Director
(VB, WGYM)



Josh Poteet
Assistant Director
(WBB, MGOLF)



Thomas Breach
Assistant Director
(SB, SOC)



Brendan McInerney
Graduate Assistant
(MWR, WTEN)



Liz Davis
Graduate Assistant
(XC, T&F)



Becca Opheim
Assistant AD,
Strategy & Innovation



Scott Matthews
Assistant AD,
Graphic Design



Johnny Smiley
Director of
Creative Content



Erica Slife
Director of Digital
Strategy (FB)



Sarah Klopfer
Managing Director of
Creative Strategy



Morgan Givens
Director
Photography



Connor Spensley
Graphics Design
Assistant Director

MEDIA INFORMATION



» 2023-24 MEDIA POLICIES

Priority for press credentials will be given to media outlets who regularly cover OU basketball. National media outlets will also receive consideration.

Courtside media access will be granted on a game-by-game basis to photographers and videographers that regularly cover OU women's basketball.

Photographers and videographers may be granted access on the mid concourse level as availability and current conditions allow. There will be no catwalk access for photographers.

Credentials will only be granted on a single-game basis and with access via the RFID chip.

» MEDIA SEATING

Media seating for the 2023-24 seasons will be in the upper media section 207 (previously section W4) as instituted in 2020-21. The media area features three rows of tables and work areas. Media seating will be spread out in the section. Game notes and other printed materials will be available in the dining area on the ground floor.

» MEDIA WORK ROOM

The Lloyd Noble Center media work room will only be available after the conclusion of games. Photographers and videographers will have a labeled seat on the southeast risers for use prior to and during games.

» VISITING TEAM MEDIA

Per Big 12 policy, two media seats will be designated for visiting team media in 2023-24. Should the visiting team's press corps choose to not attend the game, the seats will be reallocated to home media members.

» CREDENTIAL REQUESTS

Credential requests should be made to Josh Poteet via email (jpoteet@ou.edu) no later than 48 hours before each game. Organizations may request single-game credentials for the entire season, but requests will be evaluated on a game-by-game basis. The home SID will distribute an email at least 24 hours before each game to notify your organization which media members will be permitted a credential.

» PARKING

Media members should park on the southeast side of the arena. No pass or payment is required.

» CREDENTIAL PICKUP

Credentials for OU home games may be picked up in the tunnel entrance beginning two hours prior to tipoff.

Photo identification is required for pickup. Each media representative must claim his or her pass (no group pickups are allowed).

» WNBA SCOUTS

Press credentials will issued on a limited basis to WNBA scouts for the 2023-24 season. If credential allotment is filled, tickets may be requested based upon availability.

» INTERVIEW POLICY

All in-week and postgame interviews will be conducted in-person this season.

Non-postgame interviews with players or coaches must be arranged through Josh Poteet (jpoteet@ou.edu) and requested at least 24 hours in advance of the desired interview time.

Only postgame interviews are allowed on game days.

» VISITING RADIO

Visiting radio crews are positioned next to their team's bench, on the north end of the east sidelines.

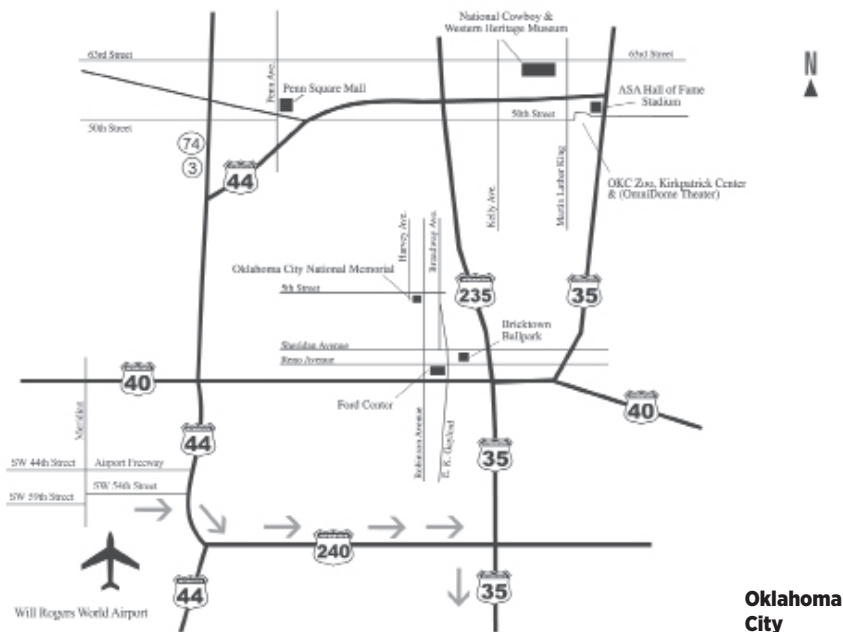
» POOL REPORTER POLICY

If an on-site credentialed member of the media has a rules clarification question, it must be submitted in writing via email to the Big 12 Senior Associate Commissioner - Communications within 30 minutes of the conclusion of the contest. The Conference office will consult with the Liaison to Officials regarding rules clarification questions. Game officials will not be available to the media at contests. When a clarification is warranted, the Big 12 office will provide a response.

» POSTGAME INTERVIEWS

Postgame interviews will be held in the media work room for the 2023-24 season. The room previously served as the photo/video area prior to and after games. Media may enter the space through the loading dock doors located on the south side of the room.





Oklahoma City

TO LOYD NOBLE CENTER

From I-35, take the Hwy. 9 East exit in Norman. Proceed approximately three miles and take a left on Chautauqua Ave. Lloyd Noble Center is just ahead on the right. Park on the southeast side of the arena. Media should access Lloyd Noble Center via the primary south tunnel.



Norman



SOONER SPORTS NETWORK

University of Oklahoma women's basketball games air via Learfield Communications and the Sooner Sports Network. The network consists of stations throughout Oklahoma. OU fans may also catch the live broadcasts via The Varsity Network. Sirius satellite radio also carries most Sooner Network games.

CITY	STATION
Ada	KADA-AM/FM (1230/102.3)
Altus	KPRO-FM (93.5)
Antlers	KDOE-FM (102.3)
Bartlesville	KYFM-FM (100.1)
Broken Bow	KKBI-FM (106.1)
Clinton/Cordell	KCLI-AM/FM (1320/97.3)
Duncan	KDDQ-FM (105.3)
Durant	KSEO-AM/FM (750/94.1)
Elk City	KXOO-FM (94.3)
Enid	KGWA-AM/FM (960/100.9)
Frederick	KYBE-FM (95.7)
Grove	KGLC-FM (100.9)
Hobart	KTJS-AM (1420)
Lawton	KRXX-AM (1380)
McAlester	KNED-AM/FM (1150/98.3)
Miami	KGLC-FM (100.9)
Muskogee	KTFX-FM (101.5/101.7)
OKC (Flagship)	KRXO-FM (107.7)
OKC	KOKC-AM/FM (1520/95.3)
Ponca City	WBBZ-AM (1230)
Shawnee	KGFF-AM/FM (1450/100.9)
Tulsa	KMOD-FM (97.5)
Tulsa	KTBZ-AM (1430)
Woodward	KWOX-FM (101.1)

"SOONER SPORTS TALK"

Each Thursday throughout the season, "Sooner Sports Talk" provides fans across the state an opportunity to talk OU basketball with head coaches Porter Moser and Jennie Baranczyk. The one-hour program airs statewide from 7-8 p.m. on the Sooner Radio Network and is also broadcast on SoonerVision on ESPN+.

» RADIO TALENT



BRIAN BRINKLEY

Play-by-Play
23rd season

Brian Brinkley is in his 23rd season handling radio play-by-play for OU women's basketball.

The sports director for KFOR-TV in Oklahoma City, Brinkley has been at the station since 1990 when he began as a production assistant. He was a sports anchor and reporter from 1992 to 2015, and was the weekend sports anchor from 1996 to 2015.

Brian has received statewide attention for his reporting and anchoring. He is a three-time finalist for Oklahoma Sportscaster of the Year, and has been honored with two awards from the Oklahoma Association of Broadcasters for small market sports reporting and sportscasting.

A graduate of the University of Oklahoma, Brinkley earned a Bachelor of Arts degree as a double major in journalism and philosophy.

Brinkley lives in Edmond with his wife and daughter.



» TV TALENT



CHAD MCKEE
Play-by-Play



POOH WILLIAMSON
Analyst



DAN HUGHES
Analyst



BRENDA VANLENGEN
Analyst



LATRICA TRAMMELL
Analyst

SOONERVISION ON ESPN+

Launched in August 2022, SoonerVision on ESPN+ provides fans of OU Athletics one-stop-shop access to more than 100 annual live events, including men's and women's basketball and varsity Olympic sport competitions, as well as studio programming and archival content.

As part of a multi-year agreement, ESPN+ will also stream one regular season football game per year (Sept. 10 vs. Kent State in 2022) and the annual spring football game. In addition to live game programming, SoonerVision on ESPN+ will also offer historic content (several options are already available, including top games in OU history along with shows featuring Bud Wilkinson, Barry Switzer and Bob Stoops), current coaches shows, pro days, pregame shows and more.

Content is available via a SoonerVision landing page on ESPN+, with live soccer and volleyball events starting at the onset of the fall athletics season. By subscribing to ESPN+, fans also have access to Big 12 Now on ESPN+, which includes hundreds of live events each year.

SOONERVISION

Established in 1997, SoonerVision has evolved as a prominent arm of the Oklahoma Athletics Department. OU's in-house production studio, SoonerVision is home to a variety of other original programming and studio shows. All together, the SoonerVision staff produces more than 75 live games and 125 shows each year for Sooner Sports TV.

In addition, SoonerVision is responsible for all big screen productions, including live coverage, replays and graphics for fans to enjoy at Lloyd Noble Center, Gaylord Family – Oklahoma Memorial Stadium, McCasland Field House, Marita Hynes Field, L. Dale Mitchell Park and John Crain Field, as well as live webcasts of Sooner games and press conferences.

Assistant AD for Broadcasting Jacob Potter leads a staff consisting of 15 full-time employees, numerous part-time and freelance professionals, and more than 80 students to make SoonerVision operate.



2023-2024 SCHEDULE

OCT. 31 WT HOME	NOV. 6 HOME	NOV. 9 <i>Ole Miss</i> AWAY	NOV. 12 <small>DRUG-TESTED</small> DRU HOME	NOV. 15 ASU HOME	NOV. 19 AWAY	NOV. 23 AWAY FORT MYERS TIP-OFF	NOV. 25 T AWAY FORT MYERS TIP-OFF	DEC. 1 HOME	DEC. 9 HOME
DEC. 19 AWAY JUMPMAN INVITATIONAL	DEC. 22 AWAY	DEC. 30 HOME	JAN. 3 AWAY	JAN. 6 HOME	JAN. 10 AWAY	JAN. 13 HOME	JAN. 20 AWAY	JAN. 24 AWAY	JAN. 27 HOME
JAN. 31 HOME	FEB. 3 AWAY	FEB. 7 TCU HOME	FEB. 10 AWAY	FEB. 14 HOME	FEB. 17 AWAY	FEB. 20 AWAY	FEB. 24 HOME	FEB. 28 HOME	MAR. 2 AWAY