

TABLE OF CONTENTS

SEASON PREVIEW

General Information.....	2
Schedule.....	3
Photo Roster.....	4
Rosters.....	5
Roster Breakdown.....	6
Preseason Notebook.....	7

PLAYERS

8	
Ana Llanusa.....	10
Maddie Manning.....	11
Ijeoma Odimgbe.....	12
Gabbi Ortiz.....	13
Shaina Pellington.....	14
Gileysa Penzo.....	15
Vionise Pierre-Louis.....	16
Morgan Rich.....	17
Mandy Simpson.....	18
LaNesia Williams.....	19
Career Game-by Game Stats.....	20
Player Production Chart.....	24

STAFF

25	
Sherri Coale.....	26
Jan Ross.....	31
Pam DeCosta.....	32
Chad Thrailkill.....	33
Guy Austin.....	34
Colton Coale.....	35
Brett Frantz.....	36
Support Staff.....	37
David L. Boren.....	38
Joe Castiglione.....	40
Athletics Administration.....	41

2016-17 REVIEW

43	
Season Results.....	44
Game-By-Game Totals.....	45
Season Statistics.....	46
Points, Rebounds, Assists.....	48
Miscellaneous Statistics.....	49
Individual Highs.....	50
Team Highs and Lows.....	51
Last Time.....	52
Big 12 Review.....	53
Box Scores.....	55

RECORDS

65	
Individual Records.....	66
Team Records.....	67
Lloyd Noble Center.....	68
Single-Game Records.....	69
30-Point Games.....	70
20-Rebound/10-Assist Games... 71	
Single-Season Team Records.....	72
Single-Season Leaders.....	73
Career Records.....	75
Year-by-Year Leaders.....	77
Freshman Records.....	80
Home Openers.....	82
Season Openers.....	83
Miscellaneous Records.....	84
Big 12 Championship History.....	85
Final Four Appearances.....	88
NCAA Tournament History.....	85
1,000-Point Club.....	98

HISTORY

105	
Year-by-Year Results.....	106
Sooner Coaches.....	114
Record By Conference.....	115
Record By Location.....	116
Individual Honors.....	118
Sooners in the WNBA.....	122
Honored Jersey.....	123
Letterwinners.....	124
Sooners in the AP Poll.....	126
Sooners in the Coaches Poll.....	127
Lloyd Noble Center.....	128
Year-by-Year Roster.....	130
Roster by Hometown.....	136
Records vs. Opponents.....	138

MEDIA INFORMATION

155	
Athletics Communications.....	156
Athletics Directory.....	157
Media Outlets.....	158
Coverage Guidelines.....	159
Radio Coverage.....	160
Sooner Sports TV.....	161
Big 12 Conference.....	162
Big 12 Composite Schedule.....	164
Opponent Information.....	168
Fast Break Club.....	170
Sooner Stiletos.....	171
Maps and Directions.....	172



MEDIA GUIDE CREDITS

The 2017-18 University of Oklahoma women's basketball media guide was produced in-house by the OU Athletics Communications Office using Adobe InDesign and Adobe Photoshop. The guide was printed by OU Printing Services of Norman and distributed at no cost to the taxpayers of the state of Oklahoma. The University of Oklahoma is an equal opportunity institution. www.ou.edu/eoo (October 2017)

WRITER, EDITOR & DESIGNER

Tyler Pigg

COVER DESIGN

Geoff Rogers

EDITORIAL CONTRIBUTORS

Annie Barraza, Walker Brooke, Hannah Hill, Ann Marcelli, McKenna Treece, Lauren Wilson-McGeough

PHOTOGRAPHY

Ty Russell, Candid Color, Rich Clarkson, Josh Gateley, Lisa Hall, Jerry Laizure, Micky Sehorn, US PRESSWIRE, Larry W. Smith, Vanessa Rudloff/Shevaun Williams & Associates, John Williamson, J.P. Wilson, WNBA, OU Athletics Archives

GENERAL INFORMATION

» QUICK FACTS

Athletics Website: SoonerSports.com
Location: Norman, Okla.
Founded: 1890
Enrollment: 30,813
Nickname: Sooners
Colors: Crimson and Cream
Conference: Big 12
Arena: Lloyd Noble Center (11,562)
President: David L. Boren
Athletics Director: Joe Castiglione
First Year of Basketball: 1974-75
All-Time Record: 789-521 (.602)
NCAA Tournament Appearances: 20
Final Four Appearances: 3 (2002, 2009, 2010)
WNIT Appearances: 3
Regular Season Conference Titles: 7 (1986, 2000, 2001, 2002, 2006, 2007, 2009)
Conference Tournament Titles: 4 (2002, 2004, 2006, 2007)
2016-17 Record: 23-10
Big 12 Record: 13-5 (third place)
Letterwinners Returning/Lost: 7/8
Starters Returning/Lost: 3/2

» BASKETBALL STAFF

Head Coach: Sherri Coale
Alma Mater: Oklahoma Christian, '87
Record at Oklahoma: 465-227 (.672)
Career Record: Same
Career NCAA Tournament Appearances: 18
Career WNIT Appearances: 1
Assistant Coach: Jan Ross (Oklahoma Christian, '86),
Assistant Coach: Pam DeCosta (Metropolitan State, '91),
Assistant Coach: Chad Thraikill (Southern Nazarene, '93)
Director of Operations: Guy Austin
Strength/Conditioning Coach: Brett Frantz
Athletics Trainer: Brittani Merrick
Team Physician: Dr. Megan Meier
Video Coordinator: Ethan Burton
Player Personnel Specialist: Colton Coale
Equipment Manager: Cade Scott
Graduate Assistant: Connor Madole
Office Manager: Emily Mattson
Administrative Graduate Assistant: Kelsey Reynolds

» ATHLETICS TICKET OFFICE

Local Phone: (405) 325-2424
Toll Free Phone: (800) 456-4668
Address: OU Athletics Ticket Office, 1185 Asp Ave., Norman, OK 73019
Email: outickets@ou.edu
Assistant A.D.: Patrick Nowlin
Director of Ticket Operations: John Mahoney

» SOCIAL MEDIA

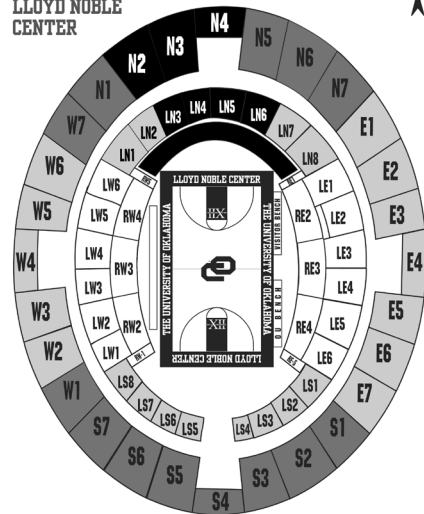
Facebook: /OUWomensBasketball
Twitter: @OU_WBBall
Instagram: @ou_wbball
Snapchat: @ou_wbball

» SOONER SPORTS NETWORK

Play-By-Play Announcer: Brian Brinkley
Phone: (405) 659-1810
Email: brianbrinkley@kfor.com

» LLOYD NOBLE CENTER (CAPACITY 11,562)

UNIVERSITY OF OKLAHOMA
 LLOYD NOBLE
 CENTER



SCHEDULE

DAY	DATE	OPPONENT	SITE	TIME	TV
FRIDAY	NOV. 3	CENTRAL OKLAHOMA (EXH.)	LLOYD NOBLE CENTER	7 P.M.	SS.tv
TUESDAY	NOV. 7	SOUTHWESTERN OKLA. STATE (EXH.)	LLOYD NOBLE CENTER	6:30 P.M.	FSSW+
FRIDAY	NOV. 10	BELMONT	LLOYD NOBLE CENTER	7 P.M.	SS.tv
Monday	Nov. 13	at DePaul	Chicago, Ill.	7 p.m.	TBD
FRIDAY	NOV. 17	SMU	LLOYD NOBLE CENTER	7 P.M.	FSSW+
Tuesday	Nov. 21	at Colorado State	Ft. Collins, Colo.	8 p.m.	TBD
Saturday	Nov. 25	! at Oregon	Eugene, Ore.	4:30 p.m.	TBD
Tuesday	Nov. 28	at Little Rock	Little Rock, Ark.	6:30 p.m.	TBD
SUNDAY	DEC. 3	\$ FLORIDA	LLOYD NOBLE CENTER	2 P.M.	FSOK+
Wednesday	Dec. 6	at South Dakota State	Brookings, S.D.	7 p.m.	TBD
SATURDAY	DEC. 9	SOUTH FLORIDA	LLOYD NOBLE CENTER	2 P.M.	FSOK
SATURDAY	DEC. 16	NEW MEXICO	LLOYD NOBLE CENTER	2 P.M.	FSOK
Tuesday	Dec. 19	^ vs. Connecticut	Uncasville, Conn.	6 p.m.	CBSSN
THURSDAY	DEC. 28	* TEXAS	LLOYD NOBLE CENTER	7 P.M.	FSOK
Sunday	Dec. 31	* at Iowa State	Ames, Iowa	2 p.m.	Cyclones.tv
THURSDAY	JAN. 4	* TCU	LLOYD NOBLE CENTER	7 P.M.	FSOK
Sunday	Jan. 7	* at Oklahoma State	Stillwater, Okla.	4 p.m.	FSOK
Wednesday	Jan. 10	* at Texas Tech	Lubbock, Texas	6 p.m.	FSSW+
SUNDAY	JAN. 14	* BAYLOR	LLOYD NOBLE CENTER	1 P.M.	FS1
Wednesday	Jan. 17	* at Kansas State	Manhattan, Kan.	7: p.m.	ESPN3
SATURDAY	JAN. 20	* OKLAHOMA STATE	LLOYD NOBLE CENTER	12 P.M.	FSN
WEDNESDAY	JAN. 24	* KANSAS	LLOYD NOBLE CENTER	6 P.M.	FSOK
Saturday	Jan. 27	* at TCU	Fort Worth, Texas	2 p.m.	FSSW+
WEDNESDAY	JAN. 31	* KANSAS STATE	LLOYD NOBLE CENTER	10:30 A.M.	FSOK
SATURDAY	FEB. 3	* WEST VIRGINIA	LLOYD NOBLE CENTER	2 P.M.	FSOK
Monday	Feb. 5	* at Baylor	Waco, Texas	8 p.m.	FS1
Saturday	Feb. 10	* at Kansas	Lawrence, Kan.	7 p.m.	ESPN3
Saturday	Feb. 17	* at West Virginia	Morgantown, W. Va.	2 p.m.	AT&T SportsNet
WEDNESDAY	FEB. 21	* IOWA STATE	LLOYD NOBLE CENTER	7 P.M.	FSSW+
SATURDAY	FEB. 24	* TEXAS TECH	LLOYD NOBLE CENTER	12 P.M.	FSOK
Tuesday	Feb. 27	* at Texas	Austin, Texas	6 p.m.	FS1
Fri.-Mon.	March 2-5	% Phillips 66 Big 12 Championship	Chesapeake Energy Arena	TBD	FSN/FS1

* – Big 12 Conference game
 ! – PK80 Invitational – Eugene, Ore.
 \$ – SEC/Big 12 Challenge – Norman, Okla.
 ^ – Women's Holiday Showcase – Uncasville, CT.
 Dates and times are subject to change.
 All times are Central.
 Home games are denoted by BOLD CAPS.

2018 NCAA TOURNAMENT DATES AND SITES

FIRST AND SECOND ROUNDS

March 16 & 18: Campus Sites (TBD)
 March 17 & 19: Campus Sites (TBD)

REGIONALS

March 23-26: Albany, N.Y. (Times Union Center), Spring Center (Kansas City, Mo.), Lexington, Ky. (Rupp Arena), Veterans Memorial Arena (Spokane, Wash.)

FINAL FOUR

March 30 & April 1: Columbus, Ohio (Nationwide Arena)


PHOTO ROSTER



0 VIONISE PIERRE-LOUIS
6-4, Sr., Center
Lake Worth, Fla.



1 LANESIA WILLIAMS
5-7, Sr., Guard
Oklahoma City, Okla.



3 MANDY SIMPSON
6-0, Fr., Forward
Boise, Idaho



11 MORGAN RICH
5-10, RS-So., Guard
Scottsville, Ky.



12 GILEYSA PENZO
5-9, RS-Jr., Guard
San Juan, P.R.



14 SHAINA PELLINGTON
5-7, Fr., Guard
Pickering, Ontario



21 GABBI ORTIZ
5-9, Sr., Guard
Racine, Wis.



22 ANA LLANUSA
6-0, Fr., Guard
Choctaw, Okla.



23 MADDIE MANNING
6-2, Gr., Guard
Ankeny, Iowa



24 IJEOMA ODIMGBE
6-4, Jr., Forward
Savannah, Ga.



30 MCKENNA TREECE
6-4, Sr., Center
St. Peters, Mo.



SHERRI COALE
Head Coach
22nd Year at Oklahoma



JAN ROSS
Assistant Coach
22nd Year at Oklahoma



PAM DECASTA
Assistant Coach
Ninth Year at Oklahoma



CHAD THRAILKILL
Assistant Coach
16th Year at Oklahoma

ROSTERS



ALPHABETICAL ROSTER

No.	Name	Pos.	Cl.	Ht.	Hometown (Last School)
22	Ana Llanusa	G	Fr.	6-0	Choctaw, Okla. (Choctaw)
23	Maddie Manning	G	Gr.	6-2	Ankeny, Iowa (Ankeny)
24	Ijeoma Odimgbe	F	Jr.	6-4	Savannah, Ga. (Johnson)
21	Gabbi Ortiz	G	Sr.	5-9	Racine, Wis. (The Prairie School)
14	Shaina Pellington	G	Fr.	5-7	Pickering, Ontario (Dunbarton)
12	Gileysa Penzo	G	RS-Jr.	5-9	San Juan, P.R. (Monteverde Prep)
0	Vionise Pierre-Louis	C	Sr.	6-4	Lake Worth, Fla. (Grandview Prep)
11	Morgan Rich	G	RS-So.	5-11	Scottsville, Ky. (Kentucky)
3	Mandy Simpson	F	Fr.	6-0	Boise, Idaho (Boise)
30	McKenna Treece	C	Sr.	6-4	St. Peters, Mo. (Incarnate Word Academy)
1	LaNesia Williams	G	Sr.	5-7	Oklahoma City, Okla. (Northeast Academy)

NUMERICAL ROSTER

No.	Name	Pos.	Cl.	Ht.	Hometown (Last School)
0	Vionise Pierre-Louis	C	Sr.	6-4	Lake Worth, Fla. (Grandview Prep)
1	LaNesia Williams	G	Sr.	5-7	Oklahoma City, Okla. (Northeast Academy)
3	Mandy Simpson	F	Fr.	6-0	Boise, Idaho (Boise)
11	Morgan Rich	G	RS-So.	5-11	Scottsville, Ky. (Kentucky)
12	Gileysa Penzo	G	RS-Jr.	5-9	San Juan, P.R. (Monteverde Prep)
14	Shaina Pellington	G	Fr.	5-7	Pickering, Ontario (Dunbarton)
21	Gabbi Ortiz	G	Sr.	5-9	Racine, Wis. (The Prairie School)
22	Ana Llanusa	G	Fr.	6-0	Choctaw, Okla. (Choctaw)
23	Maddie Manning	G	Gr.	6-2	Ankeny, Iowa (Ankeny)
24	Ijeoma Odimgbe	F	Jr.	6-4	Savannah, Ga. (Johnson)
30	McKenna Treece	C	Sr.	6-4	St. Peters, Mo. (Incarnate Word Academy)

STAFF

Head Coach: Sherri Coale
Assistant Coach: Jan Ross
Assistant Coach: Pam DeCosta
Assistant Coach: Chad Thrailkill
Director of Operations: Guy Austin
Player Personnel Specialist: Colton Coale
Strength and Conditioning Coach: Brett Frantz
Athletics Trainer: Brittani Merrick

PRONUNCIATION GUIDE

Ana Llanusa - yuh-NU-suh
 Ijeoma Odimgbe - E-JO-muh O-DIM-way
 Gileysa Penzo - jill-LAY-suh
 Vionise Pierre-Louis - vee-uh-NEECE
 LaNesia Williams - la-NEE-see-uh

SQUAD BREAKDOWN

STARTERS RETURNING (3)	NO.	HT	CL	POS.	GP-GS	PPG	RPG	APG	MPG
Maddie Manning	23	6-2	Gr.	G	30-23	12.6	5.4	2.1	32.1
Gabbi Ortiz	21	5-9	Sr.	G	33-24	8.9	4.3	3.7	27.2
Vionise Pierre-Louis	0	6-4	Sr.	C	33-14	11.9	7.9	2.2*	22.7

LETTERWINNERS RETURNING (4)	NO.	HT	CL	POS.	GP-GS	PPG	RPG	APG	MPG
Ijeoma Odimgbe	24	6-4	Jr.	F	26-0	1.6	2.2	0.5*	5.8
Gileysa Penzo	12	5-9	RS-Jr.	G	15-0	0.3	0.7	0.6	4.2
Morgan Rich	11	5-11	RS-So.	G	3-0	1.0	0.0	0.0	1.7
LaNesia Williams	1	5-7	Sr.	G	28-0	2.5	0.9	0.6	8.6

PLAYERS NOT RETURNING (8)	NO.	HT	CL	POS.	GP-GS	PPG	RPG	APG	MPG
Gioya Carter	25	5-9	Sr.	G	32-24	7.7	2.8	1.3	20.5
Chelsea Dungee	33	5-11	Fr.	G	33-18	7.4	2.5	0.8	21.1
T'ona Edwards	2	5-5	Sr.	G	28-9	4.6	2.4	2.3	15.6
Shaya Kellogg	22	6-2	Sr.	F	10-1	2.0	1.0	0.1	5.8
Peyton Little	10	5-11	RS-Sr.	G	33-33	12.4	3.2	1.6	33.2
Nancy Mulkey	32	6-9	Fr.	C	33-18	3.8	2.5	2.1*	10.6
McKenna Treece [^]	30	6-4	Jr.	C	22-0	0.8	1.3	0.0	5.0
Derica Wyatt	3	5-10	Sr.	G	24-1	2.8	0.6	0.3	8.5

NEWCOMERS (3)	NO.	HT	CL	POS.
Ana Llanusa	22	6-0	Fr.	G
Shaina Pellington	14	5-7	Fr.	G
Mandy Simpson	3	6-0	Fr.	F

* - blocked shots per game

[^] - will not play during the 2017-18 season after accepting a medical hardship

BY CLASS:

Seniors: Maddie Manning (Graduate), Gabbi Ortiz, Vionise Pierre-Louis, LaNesia Williams

Juniors: Ijeoma Odimgbe, Gileysa Penzo

Sophomores: Morgan Rich

Freshmen: Ana Llanusa, Shaina Pellington, Mandy Simpson

BY STATE/COUNTRY:

Canada: Shaina Pellington (Pickering, Ontario)

Florida: Vionise Pierre-Louis (Lake Worth)

Georgia: Ijeoma Odimgbe (Savannah)

Idaho: Mandy Simpson (Boise)

Iowa: Maddie Manning (Ankeny)

Kentucky: Morgan Rich (Scottsville)

Oklahoma: Ana Llanusa (Choctaw), LaNesia Williams (Oklahoma City)

Puerto Rico: Gileysa Penzo (San Juan)

Wisconsin: Gabbi Ortiz (Racine)

PRESEASON NOTEBOOK

PRESEASON RANKINGS

- ▶ With three starters back, the Sooners were tabbed No. 19 in the ESPNW Way-Too-Early Poll for the 2017-18 season.
- ▶ In other publications, OU was ranked as high as No. 14 in the Lindy's Magazine preseason poll.

CONSECUTIVE AP POLL APPEARANCES

- ▶ Oklahoma will enter the 2017-18 season having been ranked in 38 consecutive polls by the Associated Press, before the preseason poll comes out. It's tied for the 10th-longest active streak in the country.
- ▶ OU has made at least one appearance in every AP poll since the 1999-00 season.

No.	Team	Dates
450	Connecticut	1994-2017
305	Stanford	2002-2017
260	Baylor	2004-2017
193	Notre Dame	2008-2017
135	Maryland	2011-2017
92	South Carolina	2013-2017
55	Mississippi State	2015-2017
48	Florida State	2015-2017
40	Ohio State	2015-2017
38	Oklahoma	2016-2017
38	Texas	2016-2017
35	UCLA	2017-2017

MOST EXPERIENCED TRIO IN THE BIG 12

- ▶ OU's **Maddie Manning**, **Gabbi Ortiz** and **Vionise Pierre-Louis** enter the 2017-18 season as the most experienced trio in the Big 12 Conference.
- ▶ Manning, Ortiz and Pierre-Louis have combined to play in 295 games and score 2,448 points. Manning and Ortiz have played in 99 career games, while Pierre-Louis has made 97 career appearances.
- ▶ Manning, Ortiz and Pierre-Louis are all on the verge of crossing the 1,000-point plateau for their OU careers. Manning has scored 837 career points, followed by 824 for Pierre-Louis. Ortiz has registered 787 career points during her first three seasons as a Sooner.
- ▶ Manning enjoyed a career year last season, leading the Sooners in scoring at 12.6 points per game. The Ankeny, Iowa, native shot .424 from the field and .397 from 3-point range to earn All-Big 12 honorable mention honors. Manning was granted a sixth year of eligibility following the conclusion of last season.
- ▶ Ortiz also picked up All-Big 12 honorable mention honors a year ago and was a key cog in OU's success in Big 12 play. As a junior, Ortiz averaged 10.9 points, 5.3 rebounds and 4.3 assists per game against league opponents.
- ▶ After winning the Big 12's Sixth Man of the Year Award in 2016, Pierre-Louis continued to establish herself as one of the top post players in the league last season. The Lake Worth, Fla., native was dominant in league play, averaging 14.1 points on .525 shooting, 7.7 rebounds and 2.3 blocks per contest.

IMPACT FRESHMEN

- ▶ OU's signing class of **Ana Llanusa**, **Shaina Pellington** and **Mandy Simpson** looks to make a major impact on OU's lineup during the 2017-18 season. The trio was ranked as a top-15 signing class by ProspectNation.com.
- ▶ The top-ranked player in Oklahoma, Llanusa was rated as the No. 3 guard/No. 20 overall by Prospect Nation and the No. 8 guard/No. 32 overall by ESPN HoopGuriz in the 2018 signing class. The Choctaw, Okla., native finished her career as the all-time leading scorer in Oklahoma state tournament history after leading Choctaw High School to the 2017 state championship. Llanusa, who earned Gatorade Player of the Year honors, finished her career with 2,249 points.
- ▶ Pellington brings a wealth of international basketball experience to OU's roster after guiding Canada to a bronze medal at the FIBA U19 World Cup over the summer. A 5-7 guard with explosive speed, Pellington was ranked the No. 5 international prospect by Prospect Nation in 2017. The Dunbarton, Ontario, native started six games at the FIBA U19 World Cup, averaging 8.2 points and 4.2 rebounds per contest.
- ▶ The first player from the state of Idaho to sign with the Sooners, Simpson quickly caught the eye of OU's staff as a fearless rebounder. At Boise High School, Simpson was a two-time first-team all-state selection and recorded a double-double with 16.1 points and 10.1 rebounds per contest.

COMPETITIVE SCHEDULE

- ▶ Nine of 11 non-conference opponents made postseason appearances last year, including five in the NCAA Tournament (NCAA: Belmont, DePaul, Oregon, UConn and USF).
- ▶ OU will play 10 NCAA Tournament teams total (Baylor, Belmont, DePaul, Iowa State, Kansas State, Oregon, Texas, UConn, USF and West Virginia).
- ▶ During the 2017-18 season, the Sooners will play a Final Four team (UConn), two Elite Eight teams (Baylor, Oregon) and one team that made a Sweet 16 appearance (Texas). Nine teams on our schedule finished in the top-50 in the final RPI, including non-conference opponents: UConn, Oregon, DePaul and South Dakota State (all of those games are on the road).
- ▶ Six of OU's opponents finished in the top 50 in scoring offense, including three in the top 10: No. 1 Baylor, No. 3 UConn and No. 10 DePaul.
- ▶ Six of OU's 11 non-conference opponents averaged 70.0 points per game or better: Belmont, UConn, DePaul, Oregon, South Dakota State and USF.
- ▶ OU will also face four teams that ranked in the top 20 in scoring defense: No. 5 Colorado State, No. 9 UConn, No. 12 Little Rock and No. 20 Baylor.
- ▶ This season, OU will play 19 games against teams that won at least 20 games last season.

PRESEASON NOTEBOOK

BY THE NUMBERS

► Oklahoma returns three starters from last year's squad that finished with a 23-10 overall record and a 13-5 mark in the Big 12. The Sooners made their 18th straight appearance in the NCAA Tournament, which ranks as the fifth-longest active streak in the nation (only Tennessee, Connecticut, Stanford and Notre Dame have made more consecutive appearances.)

► OU's three returning starters are all upperclassmen as graduate student **Maddie Manning** (2017 Big 12 honorable mention), senior **Gabbi Ortiz** (2017 Big 12 honorable mention) and senior **Vionise Pierre-Louis** (2017 All-Big 12 Second Team) return. The trio is the most experience threesome in the Big 12 Conference, combining score 2,248 points and appear in 295 career games.

► Oklahoma's returning leaders: Scoring -- **Maddie Manning** (12.6), Rebounding -- **Vionise Pierre-Louis** (7.9), Assists -- **Gabbi Ortiz** (3.7), Blocked Shots -- **Vionise Pierre-Louis** (7.1), Steals -- **Maddie Manning** (6.0), 3-pointers made -- **Maddie Manning** (5.6), Free Throws made -- **Vionise Pierre-Louis** (9.1), Minutes Average -- **Maddie Manning** (32.1).

► OU reached the 20-win plateau for the 12th time in the last 13 seasons under head coach **Sherri Coale**. The Sooners have won at least 20 games 15 times in Coale's 21 years at Oklahoma.

► Oklahoma's non-conference schedule includes matchups against four NCAA Tournament teams from last season (Belmont, Connecticut, DePaul and Oregon). Nine of OU's 11 non-conference opponents appeared in the postseason last year.

► Oklahoma's non-conference slate along with its 18-game Big 12 schedule will allow the Sooners to play 10 teams that were ranked inside the top 50 of the RPI to finish the 2016-17 season.

► The Sooners finished the 2016-17 season ranked No. 21 in the USA Today Coaches poll and No. 23 in the AP poll. OU has appeared in the AP poll for 38 consecutive weeks, tied for the 10th-best active streak in the country.

► Last year's squad hit 220 3-pointers, marking the sixth time in the last seven years OU has made at least 200 triples in one season. OU's 220 treys as a team stands as the third-most by a team in school history.

► OU's 190 blocks were the fourth-most in school history in a single season. **Vionise Pierre-Louis** ranks fourth in program history with 122 rejections heading into her senior season.

► The Sooners finished the year as one of the top free throw shooting teams in the Big 12, ranking second in the league with a .736 clip. Nationally, OU was 25th in free throws made. **Gabbi Ortiz** led the Sooners with her .841 free throw percentage, which ranks 10th in OU single-season history.

► OU's 297 steals were the most by a Sooner team since the 2001-02 season. The Sooners nearly set a program record with 27 steals against Portland State on Dec. 21.

CAREER LEADERS

» GAMES PLAYED/STARTED	GP	GS	MIN.
Maddie Manning	99	57	2,416
Gabbi Ortiz	99	90	2,839
Vionise Pierre-Louis	97	15	1,585
LaNesia Williams	90	7	894

» SCORING	GP	PTS.	AVG.
Maddie Manning	99	837	8.5
Vionise Pierre-Louis	97	824	8.5
Gabbi Ortiz	99	824	7.9

» REBOUNDING	GP	REB.	AVG.
Vionise Pierre-Louis	97	539	5.6
Maddie Manning	99	414	4.2

» ASSISTS	GP	AST.	AVG.
Gabbi Ortiz	99	315	3.7
Maddie Manning	99	193	1.9

» BLOCKED SHOTS	GP	BLK.	AVG.
Vionise Pierre-Louis	97	144	1.5
Maddie Manning	99	46	0.5

» STEALS	GP	STL.	AVG.
Maddie Manning	99	135	1.4
Gabbi Ortiz	99	90	0.9
LaNesia Williams	90	42	0.6

» FIELD GOAL PCT.	FG	FGA	FG%
Vionise Pierre-Louis	309	575	.537
Ijeoma Odingbe	15	32	.462
Maddie Manning	272	664	.410

» THREE-POINT PCT.	3FG	3FGA	3FG%
Maddie Manning	85	230	.370
Gabbi Ortiz	131	409	.320

» FREE THROW PCT.	FT	FTA	FT%
Gabbi Ortiz	130	161	.807
Maddie Manning	208	265	.785
Vionise Pierre-Louis	206	304	.678

» DOUBLE-DOUBLES	NO.
Vionise Pierre-Louis	10
Maddie Manning	2
Gabbi Ortiz	2

» DOUBLE-DIGIT SCORING GAMES	NO.
Maddie Manning	48
Vionise Pierre-Louis	40
Gabbi Ortiz	36



PLAYERS



PLAYERS



ANA LLANUSA

GUARD

22

FRESHMAN » HS » 6-0

CHOCTAW, OKLA. » CHOCTAW HS

PRIOR TO OKLAHOMA

Rated a five-star prospect by ESPN Hoop Guriz (No. 8 guard/No. 32 overall) and Prospect Nation (No. 3 guard/No. 20 overall) ... During her senior season at Choctaw High School, led her team to the Class 6A State Tournament Championship ... Finished career as the all-time leader in points scored in Oklahoma's Class 6A Tournament and ranks 23rd all-time in state history with 2,249 career points ... Was selected as the Oklahoman's 2017 Super 5 and Big All-City Player of the Year after averaging 19.5 points and 6.2 rebounds a game as a senior ... Named the 2017 Jim Thorpe Female Player of the Year by the Oklahoma Basketball Coaches Association ... Was recognized as a WBCA All-America honorable mention selection and the 2017

Oklahoma Gatorade Player of the Year following the conclusion of her prep career ... Averaged 20.6 points, 5.2 rebounds and 3.2 assists per game along with a .510 shooting percentage as a junior ... As a sophomore, averaged 22.6 points per game and 19.8 points a contest as a freshman ... Guided Choctaw to four straight state tournament appearances.



MADDIE MANNING

GUARD

23

GRADUATE STUDENT » 3L » 6-2

ANKENY, IOWA » ANKENY HS

2016-17 (RS-SENIOR)

An honorable mention All-Big 12 selection ... First-team Academic All-Big 12 honoree ... Made 23 starts and appeared in 30 games ... Named Big 12 Player of the Week on Dec. 27 after averaging 16.7 points, 6.3 rebounds, 6.3 steals and 1.3 assists per game at the Puerto Rico Classic in Las Vegas ... Averaged career highs of 12.6 points, 5.4 rebounds and 2.0 steals per game ... Tied for first in the Big 12 in steals per game (2.0), while ranking fifth in 3-point field goal percentage (.397) and eighth in free throw percentage (.800) ... Shot .460 from 3-point range in Big 12 play and averaged 12.8 points a contest against league foes ... Set a career high and was one shy of tying the program record for single-game steals with 10 versus Portland State (Dec. 21), becoming the first player to have a points/steals double-double at OU since 1996 ... Scored in double figures 22 times during the year, including eight consecutive games from Dec. 8 to Jan. 4 ... Set a career high with 24 points on 8-of-13 shooting against Tulsa (Dec. 11) ... Recorded first double-double against a Big 12 team with a 20-point, 11-rebound performance versus Kansas State (Jan. 4) in 43 minutes of action ... Had back-to-back 20-point games against Oklahoma State (Jan. 22) and Iowa State (Jan. 25) ... Hit career-high four treys in OU's home Bedlam win

against Oklahoma State ... Averaged 16.4 points a game and shot .590 from beyond the arc during a five-game stretch from Jan. 22 to Feb. 4 ... Was 8-of-9 from the floor and was a perfect 3-of-3 from deep against Kansas (Feb. 1) ... Missed three games due to an MCL sprain during key stretch of Big 12 play, but returned to action on Feb. 21 and scored in double figures six times in the final seven games ... Knocked down a career-best 48 3-pointers during the season and finished the year with 12 straight games with at least one made 3-pointer ... Also made 13 straight foul shots to conclude the year ... Led team in scoring on 10 different occasions ... Finished the season ranked eighth in OU's career record book with a .785 free throw percentage.

2015-16 (RS-JUNIOR)

Earned first-team Academic All-Big 12 honors ... Started 31 games and made 32 appearances ... Averaged career highs of 8.7 points, 5.2 rebounds, 2.8 assists, 1.7 steals and 0.6 blocks in 28.1 minutes per game ... Finished seventh in the Big 12 with 1.7 steals a contest ... Was 10th in the conference with a .782 free throw percentage ... Attempted 101 free throws (previous career high was 66) ... Scored in double figures 14 times and reached at least 15 points four times ... Averaged

10.1 points and 5.1 rebounds per game in road contests ... Recorded a career-high 19 points on 5-of-7 shooting, 2-of-3 from beyond the arc and 7-of-9 from the free throw line at Tulsa (Dec. 9) ... Played 36 minutes and finished with 18 points on 7-of-11 shooting at Kansas (Feb. 20) ... Went 3-of-4 from 3-point range and scored a team-high 15 points in a win at Washington (Dec. 6) ... Was 6-of-9 from the field and recorded 15 points versus BYU (Nov. 19) ... Logged eight points and a career-high 10 rebounds in 37 minutes versus Baylor (Feb. 22) ... Added in 10 points and eight rebounds in a win over No. 6 Texas (Feb. 14) ... Tied career high with five steals at Kansas (Feb. 20) and Baylor (March 6).

2014-15 (RS-SOPHOMORE)

A first-team Academic All-Big 12 honoree ... Played in 31 of 33 games (all off the bench) ... Averaged 4.7 points, 2.2 rebounds and 1.1 assists in 13.9 minutes per contest ... Shot .436 from the field (41-for-94) and .773 from the free throw line (51-for-66) ... Fourth on the team in blocks with 14 ... Registered double-figure points in five contests ... Hit a career-high 12 free throws in the Sooners upset of Texas on Jan. 14 ... Scored a career-high 15 points against Quinnipiac in the First Round of the NCAA Tournament on March 21 ... Had a season-high six rebounds on two occasions; versus Iowa State on Feb. 4 and against West Virginia in the Big 12 Tournament on March 7.

2013-14 (RS-FRESHMAN)

Missed season after tear ACL in preseason intrasquad scrimmage (Oct. 25).

2012-13 (FRESHMAN)

Played in six games before suffering an ACL tear ... Averaged 6.2 points and 3.3 rebounds ... Averaged 11.0 points, 5.0 rebounds and .684 field goal percentage in three starts.

PRIOR TO OKLAHOMA

Iowa's Gatorade Player of the Year averaged 16.6 points, 5.0 rebounds, 3.5 steals and 2.6 assists as a senior at Ankeny (Iowa) High School ... Led the Hawkettes to a state championship appearance, losing in overtime 61-56 to Iowa City West ... Manning was named the 4A All-Tournament Team Captain and the State Tournament MVP ... Averaged 16.0 points, 5.6 rebounds, 2.8 assists, 1.4 blocks and 2.9 steals as a high school junior, earning all-state honors while leading her team to a 20-4 record ... Was a third-team all-state selection as a sophomore ... Also starred in volleyball and track.

» MANNING'S CAREER STATISTICS

Year	G-GS	MP-Avg.	FG-A	Pct.	3G-A	Pct.	FT-A	Pct.	Off-Def-Tot	Avg.	PF-D	A	TO	B	S	TP	Avg.
2012-13	6-3	129-21.5	15-24	.625	1-1	1.000	6-8	.750	2-18-20	3.3	13-0	9	14	1	7	37	6.2
2013-14									DID NOT PLAY - REDSHIRT								
2014-15	31-0	431-13.9	41-94	.436	12-29	.414	51-66	.773	15-53-68	2.2	55-4	33	55	14	15	145	4.7
2015-16	32-31	900-28.1	87-242	.360	24-79	.304	79-101	.782	39-126-165	5.2	87-3	88	62	21	53	277	8.7
2016-17	30-23	962-32.1	129-304	.424	48-121	.397	72-90	.800	34-127-161	5.4	71-0	63	65	10	60	378	12.6
Career	99-57	2422-24.4	272-664	.410	85-230	.370	208-265	.785	90-324-414	4.2	226-7	193	196	46	135	837	8.5

» MANNING'S 2016-17 SEASON HIGHS

Points	24 vs. Tulsa (12/11/16)
Field Goals	8 (twice)
3-Point Field Goals	4 vs. Oklahoma State (1/22/17)
Free Throws Made	8 vs. California (12/20/16)
Rebounds	11 vs. Kansas State (1/4/17)
Assists	4 (five times)
Blocked Shots	2 (twice)
Steals	10 vs. Portland State (12/21/16)
Minutes Played	43 vs. Kansas State (1/4/17)

» CAREER HIGHS

Points	24 vs. Tulsa (12/11/16)
Field Goals	8 (twice)
3-Point Field Goals	4 vs. Oklahoma State (1/22/17)
Free Throws Made	12 vs. Texas (1/14/15)
Rebounds	11 vs. Kansas State (1/4/17)
Assists	6 (twice)
Blocked Shots	3 (five times)
Steals	10 vs. Portland State (12/21/16)
Minutes Played	43 vs. Kansas State (1/4/17)

» BIG 12 HIGHS

Points	21 vs. Iowa State (1/25/17)
Field Goals	8 (twice)
3-Point Field Goals	4 vs. Oklahoma State (1/22/17)
Free Throws Made	12 vs. Texas (1/14/15)
Rebounds	11 vs. Kansas State (1/4/17)
Assists	6 vs. Kansas State (2/9/16)
Blocked Shots	3 (twice)
Steals	5 (twice)
Minutes Played	43 vs. Kansas State (1/4/17)

» NCAA HIGHS

Points	15 vs. Quinnipiac (3/21/15)
Field Goals	5 (three times)
3-Point Field Goals	3 vs. Quinnipiac (3/21/15)
Free Throws Made	7 vs. Kentucky (3/21/16)
Rebounds	9 vs. Gonzaga (3/18/17)
Assists	5 vs. Kentucky (3/21/16)
Blocked Shots	3 vs. Purdue (3/19/16)
Steals	2 (twice)
Minutes Played	37 vs. Gonzaga (3/18/17)

PLAYERS



IJEOMA ODIMBE

FORWARD

24

JUNIOR » 2L » 6-4

SAVANNAH, GA. » JOHNSON HS

2016-17 (SOPHOMORE)

Appeared in 26 games off the bench ... Finished the season averaging 1.6 points, 2.2 rebounds and 0.5 blocks per game ... Scored season-high eight points and chipped in six rebounds against UTRGV (Dec. 8) ... Had six points and recorded seven rebounds in a road win at BYU (Nov. 19) ... Logged season-best nine rebounds versus Cal (Dec. 20) ... Added career-best three blocks against Tulsa at home (Dec. 11) ... Swatted two shots in first career NCAA Tournament action versus Gonzaga (March 18).

2015-16 (FRESHMAN)

Played in 10 games ... Averaged 1.0 points and 1.0 rebounds per contest ... Made debut in exhibition game against Southwestern Oklahoma State (Nov. 4) and finished with 13 points

and five rebounds in 14 minutes of action ... Scored first career points against BYU (Nov. 19) ... Grabbed season-high three rebounds at Tulsa (Dec. 9) ... Finished 2-for-2 from the field with four points in win over Texas Tech (Jan. 20).

PRIOR TO OKLAHOMA

Ranked No. 18 forward in the nation by ESPN HoopGuriz ... Averaged a double-double during senior season with 13.6 points per game and 12.3 rebounds per game ... Also tallied 5.8 blocks per game ... Helped Johnson High School to Georgia State Championship playoffs with an Elite Eight run during the 2013-14 season ... Averaged 12.4 points, 8.3 rebounds and 5.1 blocks per game during junior season ... Finished with double-digit points in 21 games and recorded 10 doubles-doubles along with one triple-double ... Also lettered in volleyball.

» ODIMBE'S CAREER STATISTICS

Year	G-GS	MP-Avg.	FG-A	Pct.	3G-A	Pct.	FT-A	Pct.	Off-Def-Tot	Avg.	PF-D	A	TO	B	S	TP	Avg.
2015-16	10-0	38-3.8	3-6	.500	0-0	.000	4-10	.400	3-7-10	1.0	5-0	0	2	0	0	10	1.0
2016-17	26-0	150-5.8	12-26	.462	0-0	.000	17-29	.586	17-39-56	2.2	22-0	1	14	13	4	41	1.6
Career	36-0	188-5.2	15-32	.469	0-0	.000	21-39	.538	20-46-66	1.8	27-0	1	16	13	4	51	1.4

» ODIMBE'S 2016-17 SEASON HIGHS

Points	8 vs. UTRGV (12/8/16)
Field Goals	3 at BYU (11/19/16)
3-Point Field Goals	
Free Throws Made	4 vs. UTRGV (12/8/16)
Rebounds	9 vs. California (12/20/16)
Assists	1 at Kentucky (12/1/16)
Blocked Shots	3 vs. Tulsa (12/11/16)
Steals	1 (four times)
Minutes Played	12 (three times)

» BIG 12 HIGHS

Points	4 vs. Texas Tech (1/20/16)
Field Goals	2 vs. Texas Tech (1/20/16)
3-Point Field Goals	
Free Throws Made	1 vs. Iowa State (2/27/16)
Rebounds	3 vs. Kansas State (1/4/17)
Assists	
Blocked Shots	1 (twice)
Steals	1 vs. West Virginia (1/8/17)
Minutes Played	6 vs. TCU (1/1/17)

» CAREER HIGHS

Points	8 vs. UTRGV (12/8/16)
Field Goals	3 at BYU (11/19/16)
3-Point Field Goals	
Free Throws Made	4 vs. UTRGV (12/8/16)
Rebounds	9 vs. California (12/20/16)
Assists	1 at Kentucky (12/1/16)
Blocked Shots	3 vs. Tulsa (12/11/16)
Steals	1 (four times)
Minutes Played	12 (three times)

» NCAA HIGHS

Points	1 vs. Washington (3/21/17)
Field Goals	
3-Point Field Goals	
Free Throws Made	1 vs. Washington (3/21/17)
Rebounds	2 vs. Washington (3/21/17)
Assists	
Blocked Shots	2 vs. Gonzaga (3/18/17)
Steals	
Minutes Played	7 vs. Washington (3/21/17)



GABBI ORTIZ

GUARD

21

SENIOR » 3L » 5-9

RACINE, WIS. » THE PRAIRIE SCHOOL

2016-17 (JUNIOR)

All-Big 12 Honorable Mention selection ... Started 24 of 33 games ... Averaged career-high 8.9 points, 4.8 rebounds and 3.7 assists per game ... Was fourth in the conference with a 2.2 assist-turnover ratio ... Led team and ranked fifth in the Big 12 with a .841 free throw percentage (ranks 10th in school history) ... Provided a spark in league play, averaging 10.9 points, 5.3 rebounds and 4.3 assists a game ... Shot .368 from the 3-point range and .828 at the foul line against Big 12 opponents ... Scored season-high 18 points on the road at Texas Tech (Feb. 11) ... Went 8-for-8 at the charity stripe and scored 17 points in Bedlam win at Oklahoma State (Feb. 4) ... Also had 17 points against California (Dec. 20) ... Hit game-tying 3-pointer to send game into overtime against K-State (Jan. 4), recording 16 points on 4-of-4 shooting from deep ... Had second career double-double at Baylor (Jan. 29) ... Tied career high with eight assists in back-to-back games at Kansas State (Feb. 21) and TCU (Feb. 25) ... Played the second-most minutes ever by an OU player (48) in the Sooners' double overtime victory against West Virginia (Feb. 7) ... Finished the season with 21 consecutive makes at the free throw line ... Academic All-Big 12 First Team selection.

2015-16 (SOPHOMORE)

Started all 33 games ... Averaged 6.8 points, 3.5 rebounds and 2.3 assists per game in 26.5 minutes an outing ... Shot .335 from the field, .313 from beyond the arc and .875 from the free throw line ... Third on team with 42 3-pointers ... Was 15th in Big 12 play with a .303 3-point shooting percentage ... Scored in double figures 11 times ... Hit a career high six 3-pointers and finished with a career-best 22 points in a home win over UTSA (Dec. 13) ... Scored 14 points and dished a season-high six assists at Bradley (Nov. 22) ... Recorded 13 points, a season-high eight rebounds and three steals at Iowa State (Jan. 30) ... Finished with 12 points and three assists in a road win at Washington (Dec. 6).

USA BASKETBALL U19

Led the USA women's U19 team to the gold medal at the 2015 FIBA U19 World Championships in Russia during the summer ... Led Team USA to a perfect 7-0 record en route to its sixth consecutive gold medal at the U19 Worlds ... Averaged 2.4 points, 2.7 rebounds, 3.4 assists and 1.6 steals in 19.1 minutes per game ... Added in two rebounds and dished two assists in the USA's win over Russia in the gold medal game ... Third OU player to play on the U19 World Championship Team, joining Aaryn Ellenberg (2011) and Danielle Robinson (2007).

2014-15 (FRESHMAN)

Big 12 Freshman of the Year ... Big 12 All-Freshman Team honoree ... Played and started in all 33 games for OU ... One of two Sooners to start all 33 games ... Led the Sooners in assists per game at 3.5 ... Was fifth on the team in points per game at 8.2 ... Second on the team in 3-pointers made, hitting 49 ... Also averaged 3.7 rebounds and 1.0 steal a contest ... Shot .359 from the field and .702 from the charity stripe ... Registered 12 double-figure scoring games ... Collected one double-double ... Hit three or more three 3-pointers on eight times ... Poured in a career-high 16 points at Baylor on Feb. 11 and against Quinnipiac in the first round of the NCAA Tournament March 21 ... Finished with 15 points and a career-high 12 boards versus Illinois on Nov. 29 ... Passed out a career-high eight assists on three different occasions; at Duke on Dec. 17, against Yale on Dec. 30 and at Iowa State on Feb. 4 ... Started the season 0-for-7 from the free throw line but went 33-for-40 afterward (.825).

PRIOR TO OKLAHOMA

Led team averaging 20.5 points, 6.6 rebounds, 4.3 assists and 3.5 steals as a senior at the Prairie School ... Prairie Hawks went 24-1 and won a Division 4 Regional title ... Finished as Prairie School's all-time leading scorer with 1,860 points ... Prairie went 77-24 (.763) in her four seasons with league titles in 2013 and 2014 ... Averaged 20.6 points, 5.5 rebounds, 4.5 assists and 4.4 steals as she became Prairie's all-time leading scorer as a junior ... Earned all-state honors as a freshman after leading team to the Division 4 State Semifinals and 24-3 record ... Rated No. 4 Point Guard, ESPN HoopGurlz ... Rated No. 14 Overall, HoopGurlz ... Miss Basketball Wisconsin (2014), Wisconsin Basketball Coaches Association ... Metro Classic Conference Player of the Year ... Three-time First Team All-State, Associated Press.

PLAYERS

» ORTIZ'S CAREER STATISTICS

Year	G-GS	MP-Avg.	FG-A	Pct.	3G-A	Pct.	FT-A	Pct.	Off-Def-Tot	Avg.	PF-D	A	TO	B	S	TP	Avg.
2014-15	33-33	1066-32.3	94-262	.359	49-147	.333	33-47	.702	32-89-121	3.7	62-2	117	84	1	34	270	8.2
2015-16	33-33	876-26.5	77-230	.335	42-134	.313	28-32	.875	17-97-114	3.5	48-0	77	61	0	22	224	6.8
2016-17	33-24	897-27.2	92-252	.365	40-128	.313	69-82	.841	33-108-141	4.3	62-2	121	56	1	34	293	8.9
Career	99-90	2839-28.7	263-744	.353	131-409	.320	130-161	.807	82-294-376	3.8	172-4	315	201	2	90	787	7.9

» ORTIZ'S 2016-17 SEASON HIGHS

Points	18 at Texas Tech (2/11/17)
Field Goals	7 vs. California (12/20/16)
3-Point Field Goals	4 (twice)
Free Throws Made	9 vs. West Virginia (2/7/17)
Rebounds	10 at Baylor (1/29/17)
Assists	8 (three times)
Blocked Shots	1 at West Virginia (1/8/17)
Steals	4 vs. Tulsa (12/11/16)
Minutes Played	48 vs. West Virginia (2/7/17)

» BIG 12 HIGHS

Points	18 at Texas Tech (2/11/17)
Field Goals	6 (twice)
3-Point Field Goals	4 (twice)
Free Throws Made	9 vs. West Virginia (2/7/17)
Rebounds	10 at Baylor (1/29/17)
Assists	8 (four times)
Blocked Shots	1 at West Virginia (1/8/17)
Steals	3 (four times)
Minutes Played	48 vs. West Virginia (2/7/17)

» CAREER HIGHS

Points	22 vs. UTSA (12/13/15)
Field Goals	7 (twice)
3-Point Field Goals	6 vs. UTSA (12/13/15)
Free Throws Made	9 vs. West Virginia (2/7/17)
Rebounds	12 vs. Illinois (11/29/14)
Assists	8 (six times)
Blocked Shots	1 (twice)
Steals	4 vs. Tulsa (12/11/16)
Minutes Played	48 vs. West Virginia (2/7/17)

» NCAA HIGHS

Points	16 vs. Quinnipiac (3/21/15)
Field Goals	5 vs. Quinnipiac (3/21/15)
3-Point Field Goals	4 vs. Quinnipiac (3/21/15)
Free Throws Made	4 vs. Gonzaga (3/18/17)
Rebounds	6 vs. Washington (3/20/17)
Assists	6 vs. Washington (3/20/17)
Blocked Shots	
Steals	2 (twice)
Minutes Played	34 vs. Kentucky (3/21/16)



SHAINA PELLINGTON

GUARD

14

FRESHMAN » HS » 5-7

PICKERING, ONTARIO, CANADA » DUNBARTON HS

FIBA U19 WORLD CUP (CANADA)

Helped Canada to a bronze medal at the 2017 FIBA U19 World Cup in Udine, Italy ... The bronze medal marked Canada's first-ever medal at the FIBA U19 World Cup ... In six games (all starts) at the FIBA World Cup, averaged 8.2 points, 4.2 rebounds and 1.7 assists per contest, while averaging 24.2 minutes per game ... Third OU player to earn a medal at the event, joining Gabbi Ortiz (2015) and Courtney Paris (2005) ... Scored 15 points on 5-of-10 shooting against Latvia, while adding five rebounds and two assists ... Recorded 12 points on 6-of-12 shooting, four rebounds and two assists against China to help Canada earn their spot in the semifinal round ... Second Sooner to play for Canada internationally, joining Stacey Dales.

PRIOR TO OKLAHOMA

Ranked the No. 5 international prospect and the No. 1 point guard prospect from overseas by Prospect Nation ... Also rated the No. 23 guard in the 2017 class by ESPN HoopGurlz ... Brings valuable international experience to the Sooners after competing at the FIBA U17 World Championships in 2016 with Canada ... Averaged 8.5 points, 4.3 rebounds and 1.8 assists per game during the 2016 FIBA U17 World Championships ... Led the Canadian U16 team to a gold medal at the FIBA Americas Tournament in 2015 ... The win marked the first gold medal for any Canadian women's age-group team at the FIBA Americas Tournament ... Participated in the trials process for Canada's U19 Team in preparation for the FIBA World Cup ... Is the fourth Canadian to sign with the Sooners in program history, joining the likes of Stacey Dales, Jennifer Cunningham and Theresa Jantzen .



GILEYSA PENZO

GUARD

12

RS-JUNIOR » 2L » 6-4

SAN JUAN, P.R. » MONTEVERDE (FLA.) PREP

2016-17 (RS-SOPHOMORE)

Played in 15 games ... Averaged 0.3 points and 0.7 rebounds per contest ... Played 12 minutes in season-opener against Southern Illinois (Nov. 13), finishing with two points, four rebounds and three assists ... Scored two points and grabbed two rebounds in 13 minutes of action versus UTRGV (Dec. 8).

2015-16 (RS-FRESHMAN)

Appeared in 13 games ... Averaged 1.1 points and 1.2 rebounds an outing ... Made debut against Winthrop (Nov. 13), playing 17 minutes and scored 1 point ... Finished in double figures with 11 points on 4-of-5 shooting (all in the fourth quarter) off the bench at Bradley (Nov. 22) ... Went 1-for-3 from the floor against Texas Tech (Jan. 20) and finished with two points.

2014-15 (FRESHMAN)

Redshirted and did not play during the 2014-15 season.

PRIOR TO OKLAHOMA

Twice played on Puerto Rican national team at FIBA Americas U16 Championships ... Averaged 7.6 points, 3.8 rebounds and 1.8 assists during the 2011 tournament and 7.6 points, 6.4 rebounds and 2.0 assists in 2013 ... The first women's basketball player from Monteverde to earn a scholarship from a NCAA Division I program.

» PENZO'S CAREER STATISTICS

Year	G-GS	MP-Avg.	FG-A	Pct.	3G-A	Pct.	FT-A	Pct.	Off-Def-Tot	Avg.	PF-D	A	TO	B	S	TP	Avg.
2014-15	DID NOT PLAY- REDSHIRT																
2015-16	13-0	71-5.5	5-12	.417	0-0	.000	4-8	.500	6-9-15	1.2	14-0	2	4	1	7	14	1.4
2016-17	15-0	63-4.2	2-8	.250	0-1	.000	0-0	.000	0-10-10	0.7	7-0	9	12	1	1	4	0.3
Career	28-0	134-4.8	7-20	.350	0-1	.000	4-8	.500	6-19-25	0.9	21-0	11	16	2	8	18	0.6

» PENZO'S 2016-17 SEASON HIGHS

Points	2 (twice)
Field Goals	1 (twice)
3-Point Field Goals	
Free Throws Made	
Rebounds	4 vs. Southern Illinois (11/13/16)
Assists	3 vs. Southern Illinois (11/13/16)
Blocked Shots	1 vs. Southern Illinois (11/13/16)
Steals	1 vs. Tulsa (12/11/16)
Minutes Played	13 vs. UTRGV (12/8/16)

» BIG 12 HIGHS

Points	2 vs. Texas Tech (1/20/16)
Field Goals	1 vs. Texas Tech (1/20/16)
3-Point Field Goals	
Free Throws Made	
Rebounds	3 (twice)
Assists	1 vs. Texas Tech (1/20/16)
Blocked Shots	1 vs. Kansas State (1/10/16)
Steals	1 (four times)
Minutes Played	12 (three times)

» CAREER HIGHS

Points	11 at Bradley (11/22/15)
Field Goals	4 at Bradley (11/22/15)
3-Point Field Goals	
Free Throws Made	1 vs. Winthrop (11/13/15)
Rebounds	3 (four times)
Assists	3 vs. Southern Illinois (11/13/16)
Blocked Shots	1 vs. Kansas State (1/10/16)
Steals	2 (three times)
Minutes Played	17 vs. Winthrop (11/13/15)

» NCAA HIGHS

Points	
Field Goals	
3-Point Field Goals	
Free Throws Made	
Rebounds	
Assists	
Blocked Shots	
Steals	1 vs. Purdue (3/19/16)
Minutes Played	2 vs. Purdue (3/19/16)

PLAYERS



VIONISE PIERRE-LOUIS

CENTER

0

SENIOR >> 3L >> 6-4

LAKE WORTH, FLA. >> GRANDVIEW PREP

2016-17 (JUNIOR)

All-Big 12 Second Team selection ... Earned Academic All-Big 12 First Team honors ... Made 14 starts and appeared in all 33 games ... Finished the year averaging 11.9 points, 7.9 rebounds and 2.2 blocks per game ... Recorded career-high 71 blocks ... Shot 50 percent or higher from the field in 19 of 33 games ... Posted team-best .524 shooting percentage ... Ranked third in the Big 12 in blocked shots per contest and was eighth in rebounds per game ... Tied for fourth in the league with nine double-doubles ... Set OU single-game record for blocked shots in a NCAA Tournament game with nine against Gonzaga (March 18) ... Averaged 11.5 points, 8.0 rebounds and 6.5 blocks per game in the NCAA Tournament ... Had near triple-double in the first round of the NCAA Tournament with 16 points, nine rebounds and nine blocks against Gonzaga ... Set career high with 33 points on 12-of-18 shooting in a double-OT win against West Virginia (Feb. 7) ... Was 8-of-12 from the field and recorded 21 points in home win over Texas (Feb. 18) ... Shot 10-of-15 from the floor and scored 21 points at Kansas State (Feb. 21) ... Set career high with 16 rebounds and poured in 18 points during road win at Iowa State (Jan. 8) ... Scored in double figures 21 times during the season (14 times in the last 19 games) ... Finished with 10-plus rebounds in 10 games ... Averaged team-high 14.1 points and 7.7 rebounds per game against Big 12 foes.

2015-16 (SOPHOMORE)

Big 12 Sixth Man of the Year ... First-team Academic All-Big 12 honoree ... Played in all 33 games (all off the bench) ... Finished third in the Big 12 with a .577 field goal percentage ... Averaged 9.3 points, 5.2 rebounds and 1.5 blocks per game in 15.6 minutes a contest ... Was seventh in the Big 12 with 1.5 blocks per outing ... 14th in Big 12 (third on the team) with a .718 free throw percentage ... Averaged 10.3 points, 4.2 rebounds and 1.3 blocks in Big 12 play ... Led the league with a .600 shooting percentage against conference foes ... Ranked first on the team with 51 blocks ... Finished in double figures 14 times and netted 20 points twice ... Scored career-high 23 points on 9-of-11 shooting at No. 6 Texas (Jan. 23) ... Nine made field goals against the Longhorns set a career high ... Was 8-for-9 from the field and recorded 20 points at Kansas (Feb. 20) ... Fell one make short of setting Big 12 record for consecutive made field goals with a streak of 15 straight made shots from Feb. 6 to Feb. 14 ... Was a perfect 8-of-8 shooting and scored 18 points at Kansas State (Feb. 9) ... Picked up first career double-double with a 16-point, 15-rebound

performance against Oklahoma State (March 5) in the Big 12 Championships ... Had seven blocks in the first round of the NCAA Tournament against Purdue (March 19).

2014-15 (FRESHMAN)

Played in 31 of 33 games ... Got the starting nod once ... Averaged 4.0 points and 3.4 rebounds in 10.4 minutes per game ... Shot .495 from the field and .508 from the free throw line (31-of-61) ... Ranked first on the team with 22 blocked shots ... Recorded career highs of 15 points and nine boards versus Quinnipiac in the first round of the NCAA Tournament on March 21 ... Registered nine points twice and eight points three times.

HIGH SCHOOL

Tore ACL in state championship game and was medically cleared in October following successful surgery ... Beat Sarasota Christian 45-32 for 2014 Class 2A state championship ... Averaged 22.1 points, 13.2 rebounds, 1.7 assists, 62 percent field goal shooting and 72 percent free throw shooting ... Earned second team Palm Beach All-County honors as a junior after averaging 22.1 points, 14.0 rebounds and 6.7 blocks at Grandview Prep ... No. 11 center and No. 83 overall by ESPN Hoop Gurlz.

» PIERRE-LOUIS' CAREER STATISTICS

Year	G-GS	MP-Avg.	FG-A	Pct.	3G-A	Pct.	FT-A	Pct.	Off-Def-Tot	Avg.	PF-D	A	TO	B	S	TP	Avg.
2014-15	31-1	323-10.4	46-93	.495	0-0	.000	31-61	.508	39-67-106	3.4	52-0	10	33	22	8	123	4.0
2015-16	33-0	515-15.6	112-194	.577	0-0	.000	84-117	.718	52-120-172	5.2	71-0	18	69	51	14	308	9.3
2016-17	33-14	748-22.7	151-288	.524	0-0	.000	91-126	.722	87-174-261	7.9	89-3	26	83	71	23	393	11.9
Career	97-15	1586-16.3	309-575	.537	0-0	.000	206-304	.678	178-361-539	5.6	212-3	54	185	144	45	824	8.5

» PIERRE-LOUIS' 2016-17 SEASON HIGHS

Points33 vs. West Virginia (2/7/17)
Field Goals12 vs. West Virginia (2/7/17)
3-Point Field Goals
Free Throws Made9 vs. West Virginia (2/7/17)
Rebounds 16 at Iowa State (1/11/17)
Assists 4 vs. Kansas State (1/4/17)
Blocked Shots9 vs. Gonzaga (3/18/17)
Steals 2 (three times)
Minutes Played 35 (twice)

» CAREER HIGHS

Points33 vs. West Virginia (2/7/17)
Field Goals12 vs. West Virginia (2/7/17)
3-Point Field Goals
Free Throws Made9 vs. West Virginia (2/7/17)
Rebounds 16 at Iowa State (1/11/17)
Assists 4 (twice)
Blocked Shots9 vs. Gonzaga (3/18/17)
Steals 2 (five times)
Minutes Played 35 (twice)

» BIG 12 HIGHS

Points33 vs. West Virginia (2/7/17)
Field Goals12 vs. West Virginia (2/7/17)
3-Point Field Goals
Free Throws Made9 vs. West Virginia (2/7/17)
Rebounds 16 at Iowa State (1/11/17)
Assists 4 vs. Kansas State (1/4/17)
Blocked Shots 4 (three times)
Steals 2 at Kansas State (2/21/17)
Minutes Played 35 (twice)

» NCAA HIGHS

Points17 vs. Gonzaga (3/18/17)
Field Goals 6 (twice)
3-Point Field Goals
Free Throws Made5 vs. Gonzaga (3/18/17)
Rebounds 9 (three times)
Assists 2 vs. Quinnipiac (3/21/15)
Blocked Shots9 vs. Gonzaga (3/18/17)
Steals1 vs. Gonzaga (3/18/17)
Minutes Played33 vs. Gonzaga (3/18/17)



MORGAN RICH

GUARD

11

RS-SOPHOMORE » 1L » 5-11

SCOTTSVILLE, KY. » KENTUCKY/ALLEN COUNTY-SCOTTSVILLE HS

2016-17 (RS-FRESHMAN)

Made first appearance as a Sooner against Portland State (Dec. 21), scoring first career points with a free throw in the fourth quarter ... Also appeared in games against Texas Tech (Jan. 14) and Kansas (Feb. 1).

2015-16 (FRESHMAN)

Joined team as mid-year transfer from Kentucky.

HIGH SCHOOL

Ranked No. 30 player in the nation in the class of 2015 by ESPN Hoop Gurlz and averaged 20.0 points and 7.1 rebounds at Allen County-Scottsville (Ky.) High School ... Led Allen County-Scottsville to the KHSAA state championship game during senior year and earned all-state first-team honors ... Finished her high school career with a school record 2,433 points and set the program's single-game scoring record with 45 points ... Averaged 20.4 points and 7.3 rebounds per game as a junior.

» RICH'S CAREER STATISTICS

Year	G-GS	MP-Avg.	FG-A	Pct.	3G-A	Pct.	FT-A	Pct.	Off-Def-Tot	Avg.	PF-D	A	TO	B	S	TP	Avg.
2015-16									DID NOT PLAY- REDSHIRT								
2016-17	3-0	5-1.7	1-2	.500	0-0	.000	1-2	.500	0-0-0	0.0	3-0	0	0	0	0	3	1.0
Career	3-0	5-1.7	1-2	.500	0-0	.000	1-2	.500	0-0-0	0.0	3-0	0	0	0	0	3	1.0

PLAYERS

» RICH'S 2016-17 SEASON HIGHS

Points2 vs. Texas Tech (1/14/17)
Field Goals1 vs. Texas Tech (1/14/17)
3-Point Field Goals.....
Free Throws Made.....1 vs. Portland State (12/21/16)
Rebounds
Assists.....
Blocked Shots.....
Steals.....
Minutes Played2 (twice)

» BIG 12 HIGHS

Points2 vs. Texas Tech (1/14/17)
Field Goals1 vs. Texas Tech (1/14/17)
3-Point Field Goals.....
Free Throws Made.....
Rebounds
Assists.....
Blocked Shots.....
Steals.....
Minutes Played2 (twice)

» CAREER HIGHS

Points2 vs. Texas Tech (1/14/17)
Field Goals1 vs. Texas Tech (1/14/17)
3-Point Field Goals.....
Free Throws Made.....1 vs. Portland State (12/21/16)
Rebounds
Assists.....
Blocked Shots.....
Steals.....
Minutes Played2 (twice)

» NCAA HIGHS

Points
Field Goals
3-Point Field Goals.....
Free Throws Made.....
Rebounds
Assists.....
Blocked Shots.....
Steals.....
Minutes Played



MANDY SIMPSON

FORWARD

3

FRESHMAN » HS » 6-0
 BOISE, IDAHO » BOISE HS

PRIOR TO OKLAHOMA

Averaged a double-double during her senior season at Boise High School with 16.1 points and 10.1 rebounds per contest ... Finished her prep career as a two-time first-team all-state selection, while earning second-team honors as a sophomore ... Ranked as the 20th-best forward in the 2017 class by ESPN HoopGuritz ... Nominated to participate in the 2017 McDonald's

All-American Game ... Put up impressive numbers as a junior, averaging 17.0 points, 11.4 rebounds, 2.5 assists and 1.5 steals per game ... Earned first-team all-state honors as a junior, helping Boise High School to a third-place finish at the Idaho state tournament ... In the classroom, she earned SIC Class 5A Academic Team honors after recording a 3.5 GPA.



MCKENNA TREECE

CENTER

30

SENIOR » 3L » 6-4

ST. PETER'S, MO. » INCARNATE WORD ACADEMY

***Will not play during the 2017-18 season after accepting a medical hardship waiver.*

2016-17 (JUNIOR)

Limited by injury, but competed in 22 games ... Averaged 0.8 points and 1.7 rebounds a game in 5.0 minutes a game ... Shot .392 from the field ... Scored seven points and had career-high 11 rebounds against Oral Roberts (Dec. 4) ... Pulled down six rebounds versus Southern Illinois (Nov. 13).

2015-16 (SOPHOMORE)

Appeared in 27 of 33 games (all off the bench) ... Averaged 2.5 points and 1.9 rebounds in 9.9 minutes per contests ... Shot .342 from the field and .270 from 3-point range ... Scored season-high 13 points on 5-of-9 shooting off the bench against UTSA (Dec. 13), finishing with a career-best three treys in the win ... Tied career high with three blocks against Kansas (Dec. 30) ... Chipped in seven points (all in the fourth quarter) and logged five rebounds in OU's comeback win on the road at

TCU (Jan. 6) ... Played 19 minutes and recorded a season-high six rebounds at Texas Tech (March 1).

2014-15 (FRESHMAN)

Played in 29 of 33 games, averaging 8.2 minutes per contest off the bench ... Also averaged 1.9 boards and blocked 11 shots ... Shot .481 from the field (38-for-79) and .792 from the charity stripe (19-for-24) ... Poured in a career-high 14 points against Quinnipiac in the first round of the NCAA Tournament ... Had 11 points twice; versus Bradley on Nov. 21 and at Arkansas on Dec. 21 ... Also blocked a career-high three shots.

HIGH SCHOOL

Averaged 10.0 points and 4.9 rebounds in 20 games for the Class 4 state champions ... Missed end of senior season due to stress fracture ... Incarnate Word accumulated a 108-9 record in Treece's four seasons, earning three state titles and a third-place finish in 2012

» TREECE'S CAREER STATISTICS

Year	G-GS	MP-Avg.	FG-A	Pct.	3G-A	Pct.	FT-A	Pct.	Off-Def-Tot	Avg.	PF-D	A	TO	B	S	TP	Avg.
2014-15	29-0	237-8.2	38-79	.481	0-1	.000	19-24	.792	17-37-54	1.9	23-0	5	15	11	1	95	3.3
2015-16	27-0	266-9.9	26-76	.342	10-36	.278	6-8	.750	9-41-50	1.9	17-0	7	20	6	6	68	2.5
2016-17	22-0	111-5.0	7-26	.269	1-11	.091	2-2	1.000	5-23-28	1.3	17-0	1	16	5	4	17	0.8
Career	78-0	614-7.9	71-181	.392	11-48	.229	27-34	.794	31-101-132	1.7	57-0	13	51	22	11	180	2.3

» TREECE'S 2016-17 SEASON HIGHS

Points	7 vs. Oral Roberts (12/4/16)
Field Goals	3 vs. Oral Roberts (12/4/16)
3-Point Field Goals	1 vs. Oral Roberts (12/4/16)
Free Throws Made	2 vs. TCU (1/1/17)
Rebounds	11 vs. Oral Roberts (12/4/16)
Assists	1 vs. West Virginia (2/7/17)
Blocked Shots	1 (five times)
Steals	1 (three times)
Minutes Played	24 vs. Oral Roberts (12/4/16)

» TREECE'S CAREER HIGHS

Points	14 vs. Quinnipiac (3/21/15)
Field Goals	5 (twice)
3-Point Field Goals	3 vs. UTSA (12/13/15)
Free Throws Made	6 vs. Quinnipiac (3/21/15)
Rebounds	11 vs. Oral Roberts (12/4/16)
Assists	1 (five times)
Blocked Shots	3 (twice)
Steals	1 (eight times)
Minutes Played	24 vs. Oral Roberts (12/4/16)


» TREECE'S BIG 12 HIGHS

Points	9 vs. Baylor (2/22/16)
Field Goals	3 (twice)
3-Point Field Goals	2 vs. Baylor (2/22/16)
Free Throws Made	3 (twice)
Rebounds	6 at Texas Tech (3/1/16)
Assists	2 vs. Iowa State (2/27/16)
Blocked Shots	3 vs. Kansas (12/30/16)
Steals	1 (six times)
Minutes Played	20 vs. Baylor (2/22/16)

» TREECE'S NCAA HIGHS

Points	14 vs. Quinnipiac (3/21/15)
Field Goals	4 vs. Quinnipiac (3/21/15)
3-Point Field Goals	3 vs. Quinnipiac (3/21/15)
Free Throws Made	6 vs. Quinnipiac (3/21/15)
Rebounds	4 vs. Quinnipiac (3/21/15)
Assists	1 (twice)
Blocked Shots	3 (twice)
Steals	1 (twice)
Minutes Played	10 vs. Quinnipiac (3/21/15)

PLAYERS



LANESIA WILLIAMS

GUARD

1

SENIOR » 3L » 5-7

OKLAHOMA CITY, OKLA. » NORTHEAST ACADEMY

2016-17 (JUNIOR)

Played in 28 games off the bench ... Averaged 2.7 points, 0.9 points and 0.6 assists per game ... Was 4-of-8 from the field and scored season-high nine points off the bench against Tulsa (Dec. 11) ... Scored six points and logged season-best three steals in 17 minutes of action versus Portland State (Dec. 21) ... Played 17 minutes, recorded six points and knocked down a 3-pointer against Colorado State (Nov. 27).

2015-16 (SOPHOMORE)

Appeared in 31 of 33 contests and averaged 8.6 minutes a game ... Averaged 2.8 points, 1.2 rebounds and 0.4 assists per game ... Shot .378 from the field (23-of-65) and .692 (18-of-26) from the charity stripe ... Started season opener and scored six points against Winthrop (Nov. 13) ... Was 2-of-2 shooting and added in six points at Bradley (Nov. 19) ... Also scored six points and set a season high with five rebounds at Tulsa (Dec. 9).

2014-15 (FRESHMAN)

Played in 31 of 33 games and got the starting nod six times ... Averaged 3.5 points, 1.3 rebounds and 0.9 assists in 12.5 minutes a game ... Shot .391 from the field (45-for-115) and .615 from the free throw line (16-for-26) ... Registered double-figure points twice ... Scored a career-high 14 points against Kentucky (Nov. 28) ... Finished with 13 points and a career-high eight boards versus Lamar (Nov. 18).

HIGH SCHOOL

Scored more than 1,660 points in career ... Two-time All-State Small West, Oklahoma Girls Basketball Coaches Association ... Led Northeast to a 30-0 record and state title in 2013 ... Averaged 25.2 points and 7.1 rebounds with 21 blocks as a senior ... Three-time state tournament qualifier at Northeast ... Team totaled a 94-18 record in her four-year career ... Averaged 10.9 as a sophomore and 15.8 as a junior ... Rated No. 24 point guard by ESPN HoopGurlz.

» WILLIAMS' CAREER STATISTICS

Year	G-GS	MP-Avg.	FG-A	Pct.	3G-A	Pct.	FT-A	Pct.	Off-Def-Tot	Avg.	PF-D	A	TO	B	S	TP	Avg.
2014-15	31-6	387-12.5	45-115	.391	4-12	.333	16-26	.615	13-26-39	1.3	39-1	28	34	1	18	110	3.5
2015-16	31-1	266-8.6	23-65	.354	0-5	.000	18-26	.692	11-25-36	1.2	14-0	12	24	0	11	64	2.1
2016-17	28-0	241-8.6	29-74	.414	3-9	.333	9-15	.600	4-21-25	0.9	14-0	16	18	1	13	70	2.5
Career	90-7	894-9.9	97-250	.388	7-26	.269	43-67	.642	28-72-100	1.1	67-1	56	76	2	42	244	2.7

» WILLIAMS' 2016-17 SEASON HIGHS

Points	9 vs. Tulsa (12/11/16)
Field Goals	4 vs. Tulsa (12/11/16)
3-Point Field Goals	1 (three times)
Free Throws Made	3 vs. West Virginia (3/4/17)
Rebounds	3 (three times)
Assists	2 (four times)
Blocked Shots	1 vs. TCU (1/1/17)
Steals	3 vs. Portland State (12/21/16)
Minutes Played	21 vs. Tulsa (12/11/16)

» BIG 12 HIGHS

Points	7 (twice)
Field Goals	3 vs. Iowa State (2/4/15)
3-Point Field Goals	1 vs. Iowa State (2/4/15)
Free Throws Made	4 at Texas Tech (1/10/15)
Rebounds	3 (twice)
Assists	3 at Baylor (2/11/15)
Blocked Shots	1 vs. TCU (1/1/17)
Steals	2 (four times)
Minutes Played	15 (twice)

» CAREER HIGHS

Points	14 vs. South Florida (11/27/14)
Field Goals	6 (twice)
3-Point Field Goals	1 (nine times)
Free Throws Made	6 vs. UTSA (12/13/17)
Rebounds	8 vs. Lamar (11/18/14)
Assists	4 (twice)
Blocked Shots	1 (twice)
Steals	3 vs. Portland State (12/21/16)
Minutes Played	37 vs. Illinois (11/29/14)

» NCAA HIGHS

Points	4 vs. Quinnipiac (3/21/15)
Field Goals	2 vs. Quinnipiac (3/21/15)
3-Point Field Goals	
Free Throws Made	
Rebounds	1 vs. Quinnipiac (3/21/15)
Assists	4 vs. Quinnipiac (3/21/15)
Blocked Shots	
Steals	
Minutes Played	11 vs. Quinnipiac (3/21/15)

CAREER GAME-BY-GAME STATISTICS

#0 VIONISE PIERRE-LOUIS

2014-15	MIN	FG	3FG	FT	O-D-T	PF	A	TO	B	S	PTS
WASHINGTON	6	1-3	0-0	0-3	1-2-3	2	1	2	0	0	2
LAMAR	8	4-5	0-0	0-1	2-4-6	2	1	0	0	0	8
BRADLEY	12	4-4	0-0	0-3	2-3-5	2	0	1	1	1	8
USF	4	0-2	0-0	0-1	1-0-1	1	0	0	0	0	0
Illinois	10	2-3	0-0	4-7	2-0-2	0	0	0	0	0	8
North Texas	10	2-4	0-0	0-0	0-3-2	2	1	0	1	1	4
Little Rock	17	3-7	0-0	3-4	3-5-8	1	0	1	0	1	9
Duke	11	2-4	0-0	0-0	0-0-0	4	0	0	0	0	4
ARKANSAS	13	0-4	0-0	0-0	2-0-2	1	0	1	3	1	0
YALE	3	0-0	0-0	0-0	0-1-1	0	0	0	0	0	0
WEST VIRGINIA	8	0-0	0-0	0-1	1-3-4	1	0	1	1	0	0
TEXAS TECH	12	1-4	0-0	0-0	2-2-4	3	0	1	0	0	2
TEXAS	16	3-6	0-0	0-1	3-4-7	1	0	2	1	1	6
TCU	8	3-3	0-0	0-0	1-2-3	0	0	1	0	0	6
OKLAHOMA STATE	15	0-2	0-0	0-0	0-5-5	1	1	1	2	0	0
TEXAS TECH	10	1-2	0-0	0-2	0-2-2	1	0	2	0	0	2
TEXAS	22	1-4	0-0	1-2	1-4-5	3	1	2	2	0	3
WEST VIRGINIA	11	3-3	0-0	3-5	2-2-4	3	0	1	0	0	9
IOWA STATE	4	0-0	0-0	0-0	2-0-2	2	0	1	1	0	0
KANSAS STATE	3	2-2	0-0	0-0	0-0-0	1	0	1	0	0	4
Baylor	9	2-3	0-0	0-0	1-2-3	2	2	2	0	1	4
TCU	9	2-2	0-0	1-2	0-1-1	3	0	4	1	0	5
IOWA STATE	8	0-1	0-0	2-4	0-3-3	1	0	0	0	0	2
KANSAS STATE	11	1-2	0-0	1-2	0-5-5	3	0	2	2	1	3
BAYLOR	10	1-4	0-0	0-2	1-2-3	0	0	1	2	0	2
KANSAS	6	1-2	0-0	3-4	2-0-2	0	0	0	0	0	5
OKLAHOMA STATE	13	1-2	0-0	3-5	1-4-5	2	0	2	3	1	5
WEST VIRGINIA	11	0-1	0-0	6-6	2-1-3	2	1	1	0	0	6
TEXAS	11	0-5	0-0	1-2	3-0-3	1	0	1	1	0	1
Quinnipiac	23	6-8	0-0	3-4	4-5-9	3	2	0	1	0	15
Stanford	8	0-1	0-0	0-0	0-2-2	4	0	2	0	0	0

2015-16	MIN	FG	3FG	FT	O-D-T	PF	A	TO	B	S	PTS
WINTHROP	11	4-5	0-0	2-2	2-3-5	2	1	0	0	0	10
NORTH TEXAS	15	4-6	0-0	2-4	2-1-3	1	0	1	1	1	10
BYU	11	1-1	0-0	0-0	0-3-3	3	0	3	2	0	2
at Bradley	17	0-0	0-0	0-0	2-5-7	3	1	3	4	1	0
vs. Utah	21	5-7	0-0	4-5	0-5-7	2	4	1	2	1	14
vs. BOSTON COLLEGE	20	5-8	0-0	5-7	2-7-9	2	1	0	1	1	15
LITTLE ROCK	14	3-4	0-0	0-2	2-5-7	1	1	4	0	0	6
at Washington	16	1-4	0-0	4-6	0-7-7	2	1	2	1	0	6
at Tulsa	11	2-4	0-0	2-2	1-3-4	1	0	0	0	0	6
UTSA	13	3-3	0-0	3-6	0-5-5	1	0	2	2	0	9
vs. Texas A&M	14	3-9	0-0	2-6	2-2-4	3	0	1	0	0	8
KANSAS	11	2-4	0-0	0-0	3-4-7	2	1	3	1	0	4
at Baylor	10	1-2	0-0	0-0	1-1-2	2	0	1	1	0	2
at TCU	9	1-3	0-0	2-2	1-5-6	0	0	1	3	0	4
KANSAS STATE	10	4-7	0-0	7-7	4-3-7	2	0	1	0	0	15
at Oklahoma State	10	1-3	0-0	0-0	2-2-4	1	1	5	0	0	2
TEXAS TECH	13	1-1	0-0	3-6	0-1-1	1	0	1	1	0	5
at Texas	20	9-11	0-0	5-7	4-2-6	2	1	4	2	1	23
WEST VIRGINIA	12	4-5	0-0	0-0	1-0-1	4	0	4	0	1	8
at Iowa State	16	3-6	0-0	2-2	3-4-7	1	0	3	3	0	8
OKLAHOMA STATE	15	5-9	0-0	1-2	2-3-5	4	1	2	0	2	11
TCU	11	5-6	0-0	4-5	2-4-6	4	0	1	0	0	14
at Kansas State	19	8-8	0-0	2-5	3-2-5	4	0	3	1	2	18
TEXAS	23	5-11	0-0	7-8	1-4-5	3	0	3	0	1	17
at West Virginia	24	2-6	0-0	0-0	0-0-0	4	0	2	3	0	4
at Kansas	21	8-9	0-0	4-4	2-2-4	0	0	0	3	1	20
BAYLOR	19	3-8	0-0	6-7	0-6-6	4	1	3	1	0	12
IOWA STATE	13	3-4	0-0	1-1	0-3-3	2	0	1	3	0	7
at Texas Tech	17	4-6	0-0	3-4	1-0-1	2	1	4	2	1	11
vs. Oklahoma State	22	6-15	0-0	4-5	5-10-15	3	1	4	2	1	16
vs. Baylor	15	2-5	0-0	3-4	2-3-5	2	1	3	2	0	7
vs. Purdue	18	2-5	0-0	3-4	0-0-8	2	0	2	7	0	7
at Kentucky	24	2-9	0-0	3-4	2-7-9	2	0	1	3	0	7

2016-17	MIN	FG	3FG	FT	O-D-T	PF	A	TO	B	S	PTS
Southern Illinois	16	6-8	0-0	6-6	3-3-6	3	0	2	2	2	18
LITTLE ROCK	29	6-7	0-0	2-3	6-6-12	2	0	2	1	0	14
BYU	24	2-4	0-0	5-9	3-10-13	2	3	3	1	9	9

SDSU	22	6-10	0-0	1-2	3-11-14	2	0	0	2	1	13
COLORADO ST.	17	1-3	0-0	1-2	1-6-7	4	2	1	2	1	3
Kentucky	25	6-11	0-0	3-7	6-7-13	4	1	3	0	0	15
ORAL ROBERTS	4	0-0	0-0	0-0	0-1-1	0	0	2	1	1	0
UTRGV	22	6-9	0-0	1-2	2-8-10	2	0	3	3	1	13
TULSA	12	0-1	0-0	2-2	1-4-5	2	1	1	1	0	2
Xavier	25	4-7	0-0	2-3	3-2-5	4	0	3	2	1	10
California	14	1-4	0-0	0-0	4-2-6	5	0	4	0	2	2
Portland State	18	3-9	0-0	1-1	4-2-6	0	0	2	0	0	7
Kansas	15	1-4	0-0	2-2	4-3-7	2	1	4	3	0	4
TCU	16	5-11	0-0	3-5	4-5-9	0	1	1	3	1	13
KANSAS STATE	18	6-8	0-0	5-5	2-4-6	3	4	1	4	0	17
West Virginia	20	3-7	0-0	3-4	2-4-6	4	1	2	0	1	9
Iowa State	27	8-12	0-0	2-3	4-12-16	4	0	3	2	1	18
TEXAS TECH	23	4-6	0-0	2-2	1-10-11	1	0	2	2	1	10
Texas	35	5-10	0-0	6-7	3-4-7	1	1	2	4	0	16
OKLAHOMA ST	26	5-10	0-0	5-7	2-4-6	3	0	2	0	0	15
IOWA STATE	30	6-9	0-0	3-4	1-5-6	3	1	1	2	0	15
Baylor	27	3-13	0-0	4-4	2-4-6	5	0	6	1	0	10
KANSAS	19	3-7	0-0	1-2	3-4-7	3	0	4	3	1	7
Oklahoma State	30	4-9	0-0	0-0	0-4-4	3	0	4	2	1	8
WEST VIRGINIA	35	12-18	0-0	9-12	5-8-13	4	3	4	1	1	33
Texas Tech	31	4-14	0-0	2-2	7-7-14	2	2	3	1	1	10
TEXAS	23	8-12	0-0	5-7	1-3-4	5	0	4	3	0	21
Kansas State	34	10-15	0-0	1-1	2-9-11	2	3	3	4	2	21
TCU	14	6-9	0-0	6-9	0-4-4	4	0	5	4	1	18
BAYLOR	19	3-9	0-0	3-4	1-1-2	1	0	1	0	0	10
West Virginia	22	5-10	0-0	0-2	3-5-8	1	1	0	0	1	10
Gonzaga	33	6-11	0-0	5-7	2-7-9	4	1	2	9	1	17
Washington	23	3-11	0-0	0-0	2-5-7	3	1	5	4	0	6

#1 LANESIA WILLIAMS

2014-15	MIN	FG	3FG	FT	O-D-T	PF	A	TO	B	S	PTS
WASHINGTON	14	1-3	0-1	0-1	0-2-2	2	1	1	0	2	2
LAMAR	15	6-8	1-1	0-0	1-7-8	1	1	0	0	2	13
BRADLEY	15	3-7	0-0	0-0	2-2-4	2	3	2	0	1	6
USF	20	6-11	1-1	1-2	0-1-1	2	0	1	0	0	14
KENTUCKY	21	4-10	0-0	0-0	1-1-2	5	1	0	1	0	8
ILLINOIS	37	3-11	0-1	0-1	1-4-5	4	3	5	0	2	6
NORTH TEXAS	24	3-7	1-2	2-2	1-1-2	3	4	4	0	3	9
LITTLE ROCK	22	2-5	0-1	3-3	0-1-1	3	2	2	0	0	7
DUKE	12	0-2	0-1	0-0	0-0-0	0	1	1	0	0	0
ARKANSAS	18	3-7	0-0	0-2	1-1-2	3	0	1	0	0	6
YALE	15	1-4	0-0	1-2	0-0-0	1	2	2	0	2	3
WEST VIRGINIA	8	1-3	0-0	0-0	2-0-2	0	1	0	0	2	2
KANSAS	15	3-3	0-0	1-2	0-0-0	2	0	0	0	1	7
TEXAS TECH	15	1-2	0-1	4-5	0-0-0	2	0	2	0	0	6
TEXAS	13	1-5	0-2	0-0	0-1-1	0	0	1	0	0	2
TCU	6	1-3	0-0	0-0	0-0-0	1	0	0	0	0	2
OKLAHOMA STATE	10	1-2	0-0	0-0	0-1-1	2	0	0	0	0	2
TEXAS TECH	7	0-1	0-0	2-2	0-0-0	1	0	1	0	0	2
TEXAS	10	0-0	0-0	0-0	0-0-0	0	0	2	0	0	0
WEST VIRGINIA	11	0-3	0-0	0-0	2-0-2	0	0	0	0	1	0
IOWA STATE	10	3-4	1-1	0-0	1-2-3	1	0	1	0	1	7
KANSAS STATE	9	0-2	0-0	0-0	0-0-0	1	1	1	0	0	0
BAYLOR	11	0-1	0-0	0-2	0-1-1	1	3	2	0	0	0
TCU	7	0-3	0-0	0-0	0-0-0	0	0	0	0	0	0
IOWA STATE	3	0-0	0-0	0-0	0-0-0	0	0	1	0	0	0
KANSAS STATE	7	0-0	0-0	2-2	0-0-0	0	0	2	0	1	2
KANSAS	6	0-1	0-0	0-0	0-0-0	0	1	1	0	0	0
vs. West Virginia	4	0-0	0-0	0-0	1-0-1	0	0	0	0	0	0
vs. Texas	1	0-1	0-0	0-0	0-0-0	1	0	0	0	0	0
vs. Quinnipiac	11	2-5	0-0	0-0	0-1-1	1	4	1	0	0	4
at Stanford	2	0-1	0-0	0-0	0-0-0	0	0	0	0	0	0

2015-16</

CAREER GAME-BY-GAME STATISTICS

WASHINGTON	4	0-2	0-0	0-0	1-1-2	0	0	1	0	0	0
TULSA	19	3-5	0-1	0-0	0-5-5	1	1	0	0	1	6
UTSA	17	0-3	0-0	6-8	0-2-2	0	2	0	0	0	6
TEXAS A&M	6	1-4	0-1	1-2	1-1-2	0	0	2	0	1	3
KANSAS	10	2-4	0-0	2-3	0-2-2	1	0	0	0	2	6
BAYLOR	8	1-2	0-0	0-0	0-1-1	2	2	2	0	0	2
TCU	4	0-0	0-0	0-0	0-0-0	0	0	0	0	0	0
KANSAS STATE	10	1-3	0-0	0-0	0-1-1	0	1	1	0	1	2
OKLAHOMA STATE	7	0-2	0-0	0-0	1-1-2	0	0	1	0	1	0
TEXAS TECH	9	2-3	0-1	0-0	0-1-1	0	0	0	0	1	4
TEXAS	3	0-0	0-0	0-0	0-0-0	0	0	0	0	0	0
WEST VIRGINIA	9	1-1	0-0	2-2	0-0-0	1	0	2	0	0	4
IOWA STATE	4	0-0	0-0	0-0	0-0-0	0	0	1	0	0	0
TCU	5	1-2	0-0	0-0	0-1-1	0	0	1	0	1	2
KANSAS STATE	5	0-1	0-0	2-2	0-1-1	0	0	0	0	0	2
TEXAS	3	0-0	0-0	0-0	0-0-0	0	0	1	0	0	0
WEST VIRGINIA	3	0-0	0-0	0-0	0-1-1	2	0	0	0	0	0
KANSAS	8	2-2	0-0	1-1	2-2-2	0	0	2	0	0	5
BAYLOR	8	0-0	0-0	0-0	0-0-0	0	0	0	1	0	0
IOWA STATE	11	0-2	0-0	0-2	0-0-0	0	0	0	0	0	0
TEXAS TECH	2	0-1	0-1	0-0	0-0-0	0	0	0	0	0	0
BAYLOR	5	0-1	0-0	0-0	1-0-1	0	0	0	0	0	0
PURDUE	7	0-1	0-0	0-0	0-0-0	0	0	0	0	0	0
KENTUCKY	0	0-0	0-0	0-0	0-0-0	0	0	0	0	0	0

2016-17	MIN	FG	3FG	FT	O-D-T	PF	A	TO	B	S	PTS
Southern Illinois	14	2-4	0-1	0-0	1-1-2	1	0	4	0	2	4
LITTLE ROCK	6	0-2	0-0	0-0	0-0-0	0	0	0	0	0	0
BYU	5	1-2	1-1	0-0	0-0-0	0	1	1	0	0	3
SDSU	3	0-0	0-0	0-0	0-0-0	0	0	0	0	0	0
COLORADO ST	17	2-6	1-2	1-2	0-1-1	1	0	1	0	0	6
ORAL ROBERTS	7	1-2	0-0	0-0	0-0-0	0	1	0	0	0	2
UTRGV	10	2-3	0-0	1-2	0-2-2	0	2	0	0	0	5
TULSA	21	4-8	0-0	1-1	0-3-3	2	2	1	0	1	9
Xavier	10	2-4	1-1	0-0	0-1-1	0	2	0	0	0	5
California	3	0-1	0-0	0-0	0-0-0	0	0	0	0	0	0
Portland State	17	3-3	0-0	0-0	1-2-3	1	2	1	0	3	6
Kansas	11	1-3	0-0	1-2	1-2-3	1	1	1	0	2	3
TCU	9	1-3	0-0	0-0	0-2-2	0	1	1	1	1	2
West Virginia	8	3-4	0-0	0-0	0-1-1	0	0	0	0	0	6
Iowa State	7	0-0	0-0	0-0	0-0-0	2	0	0	0	0	0
TEXAS TECH	12	1-3	0-0	0-0	0-0-0	0	1	1	0	0	2
Texas	8	0-2	0-0	0-0	0-1-1	0	1	0	0	0	0
OKLAHOMA ST.	3	0-2	0-1	0-0	0-0-0	0	0	0	0	0	0
Baylor	5	0-1	0-0	0-0	0-0-0	0	1	0	0	0	0
KANSAS	8	1-2	0-0	0-0	0-1-1	1	0	2	0	0	2
Oklahoma State	5	0-0	0-0	0-0	0-1-1	0	0	0	0	0	0
WEST VIRGINIA	7	2-3	0-1	0-0	0-1-1	2	0	0	0	2	4
Texas Tech	5	1-3	0-0	0-0	0-0-0	0	1	0	0	1	2
TEXAS	10	1-2	0-0	0-0	0-1-1	0	0	1	0	0	2
Kansas State	2	0-0	0-0	0-0	0-0-0	0	0	1	0	0	0
TCU	2	0-0	0-0	1-2	0-0-0	0	0	0	0	0	1
BAYLOR	9	1-3	0-1	1-2	1-1-2	1	0	1	0	0	3
West Virginia	17	0-4	0-1	3-4	0-0-0	2	0	2	0	1	3

#11 MORGAN RICH

2016-17	MIN	FG	3FG	FT	O-D-T	PF	A	TO	B	S	PTS
Portland State	1	0-0	0-0	1-2	0-0-0	1	0	0	0	0	1
TEXAS TECH	2	1-1	0-0	0-0	0-0-0	1	0	0	0	0	2
KANSAS	2	0-1	0-0	0-0	0-0-0	1	0	0	0	0	0

#12 GILEYSA PENZO

2015-16	MIN	FG	3FG	FT	O-D-T	PF	A	TO	B	S	PTS
WINTHROP	17	0-1	0-0	1-4	0-3-3	2	1	1	0	2	1
NORTH TEXAS	1	0-0	0-0	0-0	0-0-0	0	0	0	0	0	0
BYU	5	0-0	0-0	0-0	1-0-1	1	0	1	0	2	0
BRADLEY	13	4-5	0-0	3-4	1-1-2	3	0	1	0	2	11
BOSTON COLLEGE	2	0-0	0-0	0-0	0-0-0	2	0	0	0	0	0
TULSA	4	0-0	0-0	0-0	0-0-0	1	0	0	0	0	0
UTSA	6	0-0	0-0	0-0	1-2-3	1	0	1	0	0	0
KANSAS	1	0-0	0-0	0-0	0-0-0	0	0	0	0	0	0

KANSAS STATE	4	0-0	0-0	0-0	1-2-3	1	0	0	1	0	0
TEXAS TECH	4	1-3	0-0	0-0	2-1-3	0	1	0	0	0	2
TCU	6	0-1	0-0	0-0	0-0-0	2	0	0	0	0	0
IOWA STATE	6	0-2	0-0	0-0	0-0-0	1	0	0	0	0	0
PURDUE	2	0-0	0-0	0-0	0-0-0	0	0	0	0	1	0

2016-17	MIN	FG	3FG	FT	O-D-T	PF	A	TO	B	S	PTS
Southern Illinois	12	1-2	0-0	0-0	0-4-4	2	3	1	0	1	2
BYU	2	0-1	0-0	0-0	0-0-0	0	0	0	0	0	0
COLORADO ST	5	0-0	0-0	0-0	0-0-0	0	0	4	0	0	0
UTRGV	13	1-1	0-0	0-0	0-2-2	1	1	0	0	1	2
TULSA	7	0-2	0-1	0-0	0-1-1	0	0	0	0	0	0
Portland State	7	0-0	0-0	0-0	0-0-0	1	1	3	0	0	0
Kansas	3	0-1	0-0	0-0	0-0-0	2	2	0	0	0	0
TEXAS TECH	2	0-0	0-0	0-0	0-1-1	0	1	0	0	0	0
IOWA STATE	2	0-1	0-0	0-0	0-1-1	0	1	0	0	0	0
KANSAS	2	0-0	0-0	0-0	0-0-0	0	0	1	0	0	0
Oklahoma State	3	0-0	0-0	0-0	0-0-0	1	0	1	0	0	0
WEST VIRGINIA	2	0-0	0-0	0-0	0-0-0	0	0	2	0	0	0
Texas Tech	3	0-0	0-0	0-0	0-0-0	0	0	0	0	0	0

#21 GABBI ORTIZ

2014-15	MIN	FG	3FG	FT	O-D-T	PF	A	TO	B	S	PTS
WASHINGTON	30	1-6	1-5	0-2	2-0-2	3	4	3	0	1	3
LAMAR	25	2-6	1-4	0-0	0-0-0	1	7	2	0	1	5
BRADLEY	19	3-7	3-6	0-1	0-1-1	1	0	3	0	1	9
USF	36	2-8	1-6	0-0	3-1-4	4	6	1	0	1	5
KENTUCKY	41	4-8	1-4	0-4	3-4-7	5	4	7	0	1	9
ILLINOIS	41	5-10	5-9	0-0	3-9-12	0	1	2	0	1	15
North Texas	24	1-5	0-2	0-0	2-1-3	1	1	5	1	3	2
Little Rock	26	2-4	2-3	0-0	1-0-1	1	0	4	0	0	6
DUKE	39	5-13	4-7	0-0	1-4-5	2	8	5	0	0	14
ARKANSAS	37	2-7	0-3	1-2	1-3-4	4	2	1	0	1	5
YALE	30	0-8	0-3	0-0	2-2-4	3	8	6	0	3	0
WEST VIRGINIA	23	1-5	1-4	0-0	1-1-2	1	3	6	0	0	3
KANSAS	30	1-7	0-2	6-6	1-3-4	0	3	1	0	3	8
TEXAS TECH	29	3-7	3-7	3-4	0-4-4	0	2	2	0	1	12
TEXAS	37	3-7	2-4	0-0	0-3-3	1	2	3	0	1	8
TCU	29	5-10	3-5	0-0	0-4-4	2	4	3	0	3	13
OKLAHOMA STATE	21	1-4	0-2	0-0	0-1-1	0	2	0	0	0	2
TEXAS TECH	32	3-6	2-5	0-0	0-3-3	3	3	0	0	0	8
TEXAS	42	6-11	1-3	0-0	2-4-6	2	3	1	0	1	13
WEST VIRGINIA	37	4-14	0-6	3-3	1-0-1	4	5	3	0	2	11
IOWA STATE	28	4-9	2-4	1-1	2-3-5	4	2	3	0	0	11
KANSAS STATE	37	3-5	3-5	2-2	0-2-2	1	2	2	0	0	11
BAYLOR	36	6-10	3-5	1-1	0-1-1	1	5	3	0	1	16
TCU	27	3-8	1-5	2-2	1-1-2	1	2	1	0	2	9
IOWA STATE	41	3-14	2-8	2-2	1-3-4	4	8	2	0	0	10
KANSAS STATE	36	2-9	0-3	1-4	2-2-4	5	3	3	0	1	5
BAYLOR	34	3-9	1-5	0-0	0-3-3	0	5	3	0	2	7
KANSAS	37	3-9	0-2	2-3	1-5-6	2	4	2	0	0	8
OKLAHOMA STATE	32	0-4	0-2	0-0	0-7-7	1	4	1	0	1	0
WEST VIRGINIA	36	2-8	0-3	2-3	0-6-6	2	4	0	0	0	6
TEXAS	39	2-8	2-5	2-2	0-2-2	1	2	1	0	1	8
QUINNIPIAC	23	5-7	4-6	2-2	1-2-3	0	3	1	0	2	16
STANFORD	32	4-9	1-4	3-3	1-4-5	2	5	4	0	0	12

2015-16	MIN	FG	3FG	FT	O-D-T	PF	A	TO	B	S	PTS
WINTHROP	23	0-2	0-2	0-0	0-1-1	0	2	7	0	3	0
NORTH TEXAS	19	0-5	0-3	0-0	1-4-5	1	1	0	0	0	0
BYU	27	2-5	1-3	0-0	0-3-3	1	2	2	0	1	5
BRADLEY	27	5-12	4-7	0-2	0-2-2	2	6	1	0	0	14
UTAH	28	3-8	2-6	1-2	0-2-2	1	2	0	0	0	9
LITTLE ROCK	32	2-9	1-5	5-6	3-3-6	2	4	2	0	0	10
WASHINGTON	36	5-13	2-6	0-0	0-2-2	2	3	2	0	0	12
TULSA	29	1-9	1-6	0-0	1-3-4	1	4	0	0	0	3
UTSA	28	7-10	6-9	2-2	0-4-0	0	3	1	0	2	22
Texas A&M	26	3-7	2-6	0-0	0-0-0	2	4	3	0	0	8
KANSAS	19	3-9	1-4	0-0	0-1-1	2	0	2	0	1	7
BAYLOR	31	4-11	4								

CAREER GAME-BY-GAME STATISTICS

KANSAS	10	2-4	0-0	2-3	0-2-2	1	0	0	0	2	6
BAYLOR	8	1-2	0-0	0-0	0-1-1	2	2	2	0	0	2
TCU	13	1-5	1-3	0-0	0-1-1	1	0	2	0	1	3
KANSAS STATE	28	3-5	1-2	3-4	0-3-3	1	3	2	0	1	10
OKLAHOMA STATE	30	2-8	1-4	2-2	0-2-2	3	0	1	0	0	7
TEXAS TECH	23	4-7	2-3	0-0	0-1-1	0	4	1	0	2	10
TEXAS	30	1-6	0-4	0-0	1-4-5	3	5	3	0	1	2
WEST VIRGINIA	35	1-5	0-1	0-0	1-3-4	0	3	2	0	1	2
IOWA STATE	33	4-12	1-7	4-4	0-8-8	3	2	2	0	3	13
OKLAHOMA STATE	37	3-6	2-4	2-2	3-4-7	2	4	2	0	0	10
KANSAS STATE	20	1-4	1-3	0-0	0-4-4	2	1	3	0	0	3
TEXAS	26	2-3	1-2	0-0	0-5-5	3	2	1	0	0	5
WEST VIRGINIA	31	3-9	0-4	3-3	0-6-6	1	1	2	0	1	9
KANSAS	22	0-3	0-1	0-0	0-2-2	1	0	3	0	0	0
BAYLOR	26	4-8	2-4	0-0	0-2-2	2	4	0	0	1	10
IOWA STATE	26	3-5	2-3	1-1	0-5-5	2	4	0	0	1	9
TEXAS TECH	25	1-5	0-2	0-0	1-4-5	1	2	3	0	1	2
OKLAHOMA STATE	17	0-3	0-1	0-0	1-0-1	1	1	3	0	0	0
BAYLOR	16	1-5	0-2	0-0	0-0-0	1	2	0	0	0	2
PURDUE	24	2-4	1-3	1-2	2-3-5	0	1	1	0	2	6
KENTUCKY	34	1-9	0-3	0-0	1-4-5	3	2	2	0	0	2

2016-17	MIN	FG	3FG	FT	O-D-T	PF	A	TO	B	S	PTS
SIU	21	2-7	0-2	2-2	4-3-7	1	1	1	0	1	6
LITTLE ROCK	29	2-9	0-4	2-2	1-3-4	1	4	2	0	1	6
BYU	28	0-8	0-4	4-4	1-708	4	7	2	0	2	4
SDSU	14	1-7	0-4	1-2	3-0-3	1	3	1	0	1	3
COLORADO ST.	19	3-5	2-3	0-1	0-4-4	0	2	4	0	2	8
Kentucky	16	0-4	0-4	1-2	0-1-1	3	5	2	0	1	1
ORAL ROBERTS	17	2-5	1-2	0-0	0-1-1	2	2	2	0	0	5
UTRGV	15	2-4	2-3	0-0	2-0-2	0	4	0	0	1	6
TULSA	22	2-4	0-1	4-4	1-2-3	2	3	1	0	4	8
Xavier	15	2-7	1-5	0-0	2-1-3	1	2	2	0	0	5
California	23	7-10	2-4	1-1	0-1-1	5	0	3	0	1	17
Portland State	16	2-10	1-6	0-0	1-0-1	3	1	1	0	2	5
Kansas	29	2-6	1-3	2-2	0-5-5	3	8	2	0	2	7
TCU	24	2-6	0-1	3-6	2-5-7	1	6	1	0	0	7
KANSAS STATE	38	5-9	4-4	2-4	0-4-4	2	3	3	0	1	16
West Virginia	35	4-10	3-6	4-5	1-4-5	1	3	1	1	0	15
Iowa State	34	5-13	0-2	1-1	0-6-6	2	3	1	0	1	11
TEXAS TECH	18	4-9	2-5	0-0	2-3-5	0	1	2	0	1	11
Texas	23	1-5	0-1	0-0	0-5-5	5	4	3	0	0	2
OKLAHOMA ST.	20	3-5	1-3	2-2	0-2-2	0	3	0	0	1	9
IOWA STATE	35	5-10	4-7	0-0	2-1-3	0	3	1	0	1	14
Baylor	35	3-11	3-7	1-2	1-9-10	3	3	1	0	0	10
KANSAS	27	4-6	2-4	2-2	2-4-6	1	5	0	0	1	12
Oklahoma State	37	4-12	1-5	8-8	1-4-5	3	3	3	0	0	17
WEST VIRGINIA	48	0-5	0-1	9-12	0-7-7	2	4	1	0	2	9
Texas Tech	40	5-12	2-9	6-6	3-4-7	1	3	2	0	3	18
TEXAS	36	5-10	1-2	3-3	1-4-5	3	5	0	0	2	14
Kansas State	34	4-12	2-8	0-0	0-4-4	4	8	5	0	2	10
TCU	35	3-9	2-5	5-5	1-6-7	3	8	2	0	0	13
BAYLOR	26	1-5	0-3	0-0	0-2-2	1	4	1	0	0	2
West Virginia	26	1-5	0-3	2-2	0-1-1	1	2	3	0	0	4
Gonzaga	29	3-6	2-4	4-4	0-1-1	2	2	1	0	1	12
Washington	33	3-6	1-3	0-0	2-4-6	1	6	3	0	0	7

#23 MADDIE MANNING

2012-13	MIN	FG	3FG	FT	O-D-T	PF	A	TO	B	S	PTS
at Creighton	17	0-2	0-0	0-0	0-3-3	0	0	1	0	0	0
UCLA	6	0-0	0-0	0-0	0-2-2	0	0	2	0	1	0
SAINT LOUIS	23	2-3	0-0	0-0	0-0-0	0	1	2	0	1	4
vs Arkansas	32	4-5	0-0	2-2	2-6-8	3	3	2	1	2	10
vs Oregon	25	4-6	1-1	2-3	0-3-3	4	4	5	0	1	11
at Hawaii	26	5-8	0-0	2-3	0-4-4	4	1	2	0	1	12

2014-15	MIN	FG	3FG	FT	O-D-T	PF	A	TO	B	S	PTS
WASHINGTON	13	0-1	0-0	1-2	0-0-0	3	1	0	0	0	1
LAMAR	11	1-2	0-0	0-0	1-3-4	2	4	1	0	1	2
BRADLEY	18	2-4	0-0	0-0	1-1-2	2	3	3	0	0	4
USF	7	0-0	0-0	0-1	1-2-3	0	0	1	0	1	0
KENTUCKY	5	1-3	0-1	1-2	0-0-0	4	0	4	0	0	3
ILLINOIS	1	0-0	0-0	0-0	0-0-0	0	0	0	0	1	0

Little Rock	9	1-2	0-0	0-0	0-0-0	2	0	3	0	0	2
DUKE	10	2-4	1-1	0-0	0-0-0	0	1	2	0	2	5
ARKANSAS	7	0-2	0-1	2-2	1-0-1	1	0	0	0	0	2
YALE	9	2-3	1-1	0-0	1-0-1	1	0	1	0	0	5
WEST VIRGINIA	9	0-0	0-0	1-2	0-0-0	0	1	1	0	1	1
TEXAS TECH	9	2-2	0-0	0-0	0-2-2	1	0	1	2	0	4
TEXAS	21	1-2	0-0	12-14	0-2-2	2	2	2	0	1	14
TCU	27	2-5	0-0	5-6	0-2-2	1	2	2	2	0	9
OKLAHOMA STATE	10	2-3	1-1	0-0	0-2-2	1	2	1	3	0	5
TEXAS TECH	13	1-4	0-1	6-8	0-1-1	0	0	3	0	2	8
TEXAS	21	4-7	2-3	2-2	0-2-2	5	0	2	0	1	12
WEST VIRGINIA	17	1-3	0-1	3-3	0-4-4	3	2	4	0	0	5
IOWA STATE	22	3-6	1-3	2-4	1-5-6	2	3	4	1	1	9
KANSAS STATE	3	0-0	0-0	0-0	0-1-1	0	0	1	0	0	0
BAYLOR	7	0-2	0-0	0-0	1-2-3	1	0	2	1	0	0
TCU	21	2-5	0-1	1-1	1-3-4	1	3	1	1	2	5
IOWA STATE	23	2-3	2-3	4-6	1-4-5	5	1	3	1	0	10
KANSAS STATE	1	0-0	0-0	0-0	0-0-0	0	0	2	0	0	0
BAYLOR	11	1-3	0-1	2-2	0-3-3	2	0	1	0	0	4
KANSAS	19	1-4	0-0	1-2	1-1-2	1	2	1	2	0	3
OKLAHOMA STATE	21	1-3	0-2	2-2	0-0-0	5	0	1	0	1	4
WEST VIRGINIA	30	4-7	1-2	2-2	0-6-6	2	1	2	1	1	11
TEXAS	21	3-3	0-1	2-3	2-3-5	5	2	3	0	0	2
QUINNIPIAC	20	5-7	3-4	2-2	3-2-5	2	3	2	0	0	15
STANFORD	9	0-4	0-2	0-0	0-2-2	1	0	1	0	0	0

2015-16	MIN	FG	3FG	FT	O-D-T	PF	A	TO	B	S	PTS
WINTHROP	19	3-5	1-1	0-0	1-0-1	0	4	1	2	1	7
NORTH TEXAS	28	3-8	0-0	1-1	0-1-1	2	2	4	0	0	7
BYU	28	6-9	3-5	0-0	1-6-7	4	5	1	0	1	15
BRADLEY	21	3-8	2-3	0-0	0-5-5	3	1	2	1	2	8
UTAH	35	1-11	0-3	0-0	0-2-3	3	6	2	0	1	2
BOSTON COLLEGE	31	1-5	0-2	7-9	1-4-5	3	3	0	0	1	9
LITTLE ROCK	33	2-5	0-1	1-2	0-3-3	3	4	1	0	0	5
WASHINGTON	29	5-8	3-4	2-2	0-5-4	4	2	3	2	0	15
TULSA	30	5-7	2-3	7-9	2-5-7	1	2	4	1	0	19
UTSA	26	2-10	1-5	1-2	1-5-6	2	4	2	0	0	6
Texas A&M	38	3-10	2-5	2-2	3-4-7	5	2	2	3	3	10
KANSAS	24	1-5	0-1	1-1	0-6-6	1	5	2	0	3	3
Baylor	26	1-9	0-2	1-2	1-5-6	1	2	1	0	4	3
TCU	23	2-8	0-1	7-8	3-4-7	2	3	3	0	1	11
KANSAS STATE	9	1-2	0-0	0-0	1-3-4	5	0	5	0	1	2
OKLAHOMA STATE	35	2-10	1-5	8-10	2-4-6	3	1	3	1	1	13
TEXAS TECH	23	6-9	1-3	1-2	3-2-5	2	3	1	0	3	14
TEXAS	26	1-9	0-3	5-6	1-0-1	2	1	1	0	0	7
IOWA STATE	29	5-11	1-5	2-3	4-2-6	2	4	2	0	4	13
OKLAHOMA STATE	37	4-12	1-5	3-5	2-4-6	3	2	1	0	3	12
TCU	32	2-5	1-2	4-4	1-5-6	0	0	1	3	2	9
KANSAS STATE	24	1-6	0-1	2-2	3-4-7	5	6	1	0	2	4
TEXAS	39	2-8	1-3	5-8	0-8-8	4	5	0	0	3	10
WEST VIRGINIA	19	0-4	0-2	0-0	0-3-3	0	0	3	0	1	0
KANSAS	36	7-11	0-1	4-5	1-4-5	2	2	4	0	5	18
BAYLOR	37	2-7	0-0	4-4	1-9-10	4	3	0	0	1	8
IOWA STATE	16	0-0	0-0	0-0	1-3-4	3	1	2	0	3	0
TEXAS TECH	32	4-6	3-4	0-1	0-1-1	4	2	1	0	0	11
OKLAHOMA STATE	24	1-3	0-0	2-2	1-5-6	4	3	1	0	1	4
BAYLOR	31	5-10	0-3	1-1	2-3-5	3	2	2	5	11	11
PURDUE	32	5-11	1-3	1-2	0-7-7	3	3	4	3	1	12
KENTUCKY	28	1-10	0-3	7-8	3-4-7	4	5	2	0	2	9

2016-17	MIN	FG	3FG	FT	O-D-T	PF	A	TO	B	S	PTS
SIU	15	1-5	0-3	2-2	0-2-2	3	1	0	0	1	4
LITTLE ROCK	33	3-9	1-2	2-2	1-4-5	2	2	2	1	1	9
BYU	29	4-7	3-5	0-2	1-3-4	3	0	1	0	3	11
SDSU	37	6-12	2-5	1-2	1-2-3	3	4	0	0	4	

CAREER GAME-BY-GAME STATISTICS

TCU	35	3-12	2-6	4-5	1-7-8	2	1	1	0	1	12
KANSAS STATE	43	8-15	1-3	3-6	1-10-11	3	4	3	0	1	20
West Virginia	35	0-4	0-2	3-4	0-1-1	0	1	3	0	1	3
Iowa State	32	3-11	2-5	2-2	0-5-5	3	3	3	0	1	10
TEXAS TECH	26	3-10	0-4	0-0	0-2-2	2	3	2	1	1	6
Texas	40	3-7	3-6	0-0	1-3-4	2	1	3	1	2	9
OKLAHOMA STATE	35	7-16	4-6	2-2	0-3-3	2	3	0	0	2	20
IOWA STATE	39	7-15	3-7	4-4	1-5-6	3	4	3	2	1	21
Baylor	34	4-14	1-3	2-2	1-8-9	3	1	1	0	0	11
KANSAS	29	8-9	3-3	0-0	2-5-7	3	4	3	2	1	19
Oklahoma State	40	3-7	2-3	3-4	1-8-9	4	3	4	0	1	11
Kansas State	31	3-7	1-4	0-0	1-1-2	3	4	2	2	2	7
TCU	32	6-10	3-3	0-2	2-5-7	2	3	1	0	0	15
BAYLOR	29	3-9	1-3	4-4	0-2-2	1	2	1	0	3	11
West Virginia	30	4-8	1-2	5-5	2-3-5	1	2	4	1	0	14
Gonzaga	37	2-10	2-7	4-4	1-8-9	2	0	1	0	1	10
Washington	27	5-12	1-5	1-2	0-3-3	3	3	0	0	2	12

#24 IJEOMA ODIMGBE

2015-16	MIN	FG	3FG	FT	O-D-T	PF	A	TO	B	S	PTS
Winthrop	7	0-1	0-0	0-0	1-1-2	0	0	1	0	0	0
BYU	5	0-0	0-0	2-4	0-1-1	0	0	0	0	0	2
Bradley	5	0-0	0-0	0-0	0-2-2	0	0	0	0	0	0
Tulsa	3	0-1	0-0	1-2	2-1-3	0	0	0	0	0	1
UTSA	3	1-1	0-0	0-0	0-1-1	1	0	0	0	0	2
Kansas	2	0-0	0-0	0-0	0-0-0	0	0	0	0	0	0
Texas Tech	6	2-2	0-0	0-2	0-0-0	1	0	0	0	0	4
Oklahoma State	2	0-0	0-0	0-0	0-0-0	0	0	1	0	0	0
Iowa State	4	0-0	0-0	1-2	0-1-1	3	0	0	0	0	1
Baylor	2	0-1	0-0	0-0	0-0-0	0	0	0	0	0	0

2016-17	MIN	FG	3FG	FT	O-D-T	PF	A	TO	B	S	PTS
Southern Illinois	5	2-2	0-0	0-2	0-2-	0	0	0	1	0	4
LITTLE ROCK	5	1-1	0-0	2-2	1-0-1	1	0	0	1	0	4
BYU	11	3-3	0-0	0-0	2-5-7	3	0	1	0	0	6
SDSU	12	1-2	0-0	3-3	2-2-4	1	0	1	2	0	5
COLORADO ST.	12	0-0	0-0	3-4	0-2-2	0	0	0	0	1	3
Kentucky	12	0-1	0-0	0-2	0-2-2	1	1	1	1	0	0
ORAL ROBERTS	6	0-2	0-0	0-0	0-1-1	0	0	0	0	0	0
UTRGV	10	2-3	0-0	4-4	1-5-6	2	0	1	1	1	8
TULSA	11	0-1	0-0	1-2	0-2-2	0	0	0	3	0	1
Xavier	2	0-1	0-0	0-0	1-1-2	0	0	0	0	0	0
California	9	0-4	0-0	1-2	4-5-9	1	0	3	0	1	1
Portland State	2	0-0	0-0	0-0	0-0-0	2	0	0	0	0	0
TCU	6	0-0	0-0	0-0	0-1-1	1	0	2	1	0	0
KANSAS STATE	3	0-0	0-0	0-0	0-3-3	1	0	0	0	0	0
West Virginia	4	0-1	0-0	0-0	0-0-0	0	0	0	1	0	0
Iowa State	0	0-0	0-0	0-0	0-0-0	0	0	0	0	0	0
TEXAS TECH	5	0-0	0-0	0-2	0-2-2	1	0	1	0	0	0
Baylor	4	0-0	0-0	0-2	2-0-2	0	0	0	0	0	0
KANSAS	4	0-1	0-0	0-0	1-1-2	2	0	0	0	0	0
Oklahoma State	0	0-0	0-0	0-0	0-0-0	0	0	0	0	0	0
WEST VIRGINIA	5	0-0	0-0	0-0	1-1-2	0	0	1	0	0	0
TCU	3	1-1	0-0	0-0	0-2-2	2	0	2	0	0	2
BAYLOR	0	0-0	0-0	0-0	0-0-0	0	0	0	1	0	0
West Virginia	10	2-3	0-0	2-2	1-1-2	2	0	1	0	0	6
Gonzaga	2	0-0	0-0	0-0	0-0-0	1	0	0	2	0	0
Washington	7	0-0	0-0	1-2	1-1-2	1	0	0	0	0	1

PLAYER PRODUCTION CHART

MADDIE MANNING	2016-17	CAREER
Had a Double-Double	2	2
Scored 10+ points	22	44
Scored 20+ points	4	4
Led OU in scoring	10	14
Led OU in 3-pt Made		
Led OU in Assists	6	18
Led OU in Steals		
Made 3+ 3-pt	6	11
Had 3+ steals	8	15

IJEOMA ODIMGBE	2016-17	CAREER
Had a Double-Double		
Scored 10+ Points		
Scored 20+ Points		
Led OU in Scoring		
Led OU in 3FG Made		
Led OU in Assists		
Led OU in Steals		
Made 3+ 3FG		
Had 3+ Steals		

GABBI ORTIZ	2016-17	CAREER
Had a Double-Double	1	2
Scored 10+ Points	14	22
Scored 20+ Points		1
Led OU in Scoring	3	9
Led OU in 3FG Made		
Led OU in Assists	20	37
Led OU in Steals		
Made 3+ 3FG	4	14
Had 3+ Steals	2	8

GILEYSA PENZO	2016-17	CAREER
Had a Double-Double		
Scored 10+ Points		1
Scored 20+ Points		
Led OU in Scoring		
Led OU in 3FG Made		
Led OU in Assists	1	1
Led OU in Steals		
Made 3+ 3FG		
Had 3+ Steals		

VIONISE PIERRE-LOUIS	2016-17	CAREER
Had a Double-Double	10	11
Scored 10+ points	19	36
Scored 20+ points	2	4
Led OU in Scoring	8	13
Led OU in 3FG Made		
Led OU in Assists	2	2
Led OU in Steals		
Made 3+ 3FG		
Had 3+ Steals		

MORGAN RICH	2016-17	CAREER
Had a Double-Double		
Scored 10+ Points		
Scored 20+ Points		
Led OU in Scoring		
Led OU in 3FG Made		
Led OU in Assists		
Led OU in Steals		
Made 3+ 3FG		
Had 3+ Steals		

LANESIA WILLIAMS	2016-17	CAREER
Had a Double-Double		
Scored 10+ Points		2
Scored 20+ Points		
Led OU in Scoring		
Led OU in 3FG Made		
Led OU in Assists		
Led OU in Steals		1
Made 3+ 3FG		
Had 3+ Steals	1	2



COACHING STAFF



SHERRI COALE



SHERRI COALE

HEAD COACH

22ND YEAR

Overall Record: 465-227 (.672) | 18 NCAA Tournament Appearances
Hometown: Healdton, Okla. | **Alma Mater:** Oklahoma Christian, '87
Husband: Dane; **Son:** Colton; **Daughter:** Chandler

Rare is the coach who embraces the balance of student and athlete like Sherri Coale. Even fewer teams have had success while emphasizing the books on the same level as the game of basketball.

The symmetry is a trademark of Coale's program.

She meticulously prepares her athletes to excel in the classroom and on the hardwood. In essence, master the game of life and the challenges presented on the court will fall like dominoes.

Those obstacles have routinely been bulldozed during Coale's 21 years as the head coach of Oklahoma.

The numbers speak for themselves.

Take for example the six Big 12 regular season championships, 59 All-Big 12 selections, the 112 Academic All-Big 12 honors, the four Big 12 Tournament championships, the 14 All-District Academic Team members, the 18 straight NCAA Tournament appearances, the four CoSIDA Academic All-America Team members, 13 All-Americans, three Final Fours and nine Sweet 16 appearances.

The foundation was laid years ago during a humble upbringing in the oil mining town of Healdton, Okla. Those morals have stood as the roots of Oklahoma women's basketball for two decades.

Now they are flourishing on an elite level.

That progress and consistent success has elevated Coale to elite status in college basketball as well a spot in the Women's Basketball Hall of Fame.

THE BIG DANCE

Coale's previous years were just stepping stones to national prominence as she guided Oklahoma to its first NCAA Final Four and national championship game during the 2001-02 season. The Sooners



defeated Duke, 86-71, in the NCAA semifinals and lost to top-ranked and undefeated Connecticut, 82-70, in the title game.

By the conclusion of the greatest run in program history, OU had produced its best record in school and Big 12 Conference history (32-4); won its third consecutive Big 12 regular season title; ended the season with its highest ranking ever (No. 2 in the Associated Press and ESPN/USA Today Coaches polls); and captured its first NCAA Regional and Big 12 Tournament titles.

That season, Coale also had three players selected in the first round of the WNBA draft: Stacey Dales (3rd/Washington); LaNeisha Caufield (14th/Utah); and Rosalind Ross (16th/Los Angeles).

Oklahoma revisited the record books in 2009 with another 32-win season. The Sooners completed another trek through the Big 12, resulting in its sixth season championship, and the Oklahoma City Regional.

The Sooners finished the season No. 4 in the polls following a buzzer-beating heartbreak in the national semifinals to Louisville.

The Sooners' 2010 Final Four run was defined by resiliency as the team was healing from the graduation of two of its most productive players in history and the loss of Whitney Hand to a season-ending ACL injury after five games.

Still Coale, referred to by many as her best coaching effort to date, guided the Sooners to their second straight national semifinals appearance.

PACKING THE LLOYD NOBLE CENTER

With these outstanding accomplishments and media exposure, Coale has sparked excitement across the state and nation. Oklahoma has ranked among the nation's top 20 in women's basketball home attendance for the last decade, including five consecutive top-eight finishes and a record high third-place finish in 2008 with an average of 10,253.

The top 50 largest crowds to see OU women's basketball all occurred during Sherri Coale's tenure, including the record 12,205 that attended OU's 2008 win against Oklahoma State. The Sooners first surpassed the 10,000 attendance mark on Dec. 29, 1999, against top-ranked Connecticut (10,713 fans). In 2008-09, OU drew more than 10,000 in six different home games.

As the victories came, so did Sooner fans. Nearly two million have watched an OU women's basketball game since Coale's arrival. Coale produced her first winning season in 1999 as OU played in front of



1,558 fans per game. Her 2002 Final Four team drew an impressive 6,606 fans per game and all of the attendance records have been re-written.

But Coale's plan isn't just taking place on the hardwood floor of Lloyd Noble Center. She has worked hard to show the public that the athletic and academic pursuits of OU players should be challenged to the fullest. All the while, she was making sure her players understood that the methods and rules of her program would make them better athletes and better students who would be able to adapt to the outside world once school was completed.

Coale, who was an NAIA Scholar-Athlete Award winner and graduated summa cum laude from

COALE'S ACCOLADES

- ▶ Women's Basketball Hall of Fame - Class of 2016
- ▶ Four-time Big 12 Coach of the Year
- ▶ Kay Yow Cancer Fund, President, 2015-pres.
- ▶ USA Basketball World University Games (Head Coach), 2013
- ▶ WBCA District V Coach of the Year, 2009
- ▶ WBCA District V Coach of the Year, 2006
- ▶ Norman High School Hall of Fame inductee, 2002
- ▶ Naismith Coach of the Year, finalist, 2002
- ▶ Naismith Coach of the Year, finalist, 2001
- ▶ WBCA District V Coach of the Year, 2001
- ▶ AP Coach of the Year Runner-Up, 2000
- ▶ WBCA District V Coach of the Year, 2000

SHERRI COALE

Oklahoma Christian, is a firm believer in succeeding in the classroom as well as on the court. Under Coale's guidance, her teams have consistently produced some of the highest grade point averages within the Athletics Department and posted a combined team GPA of 3.0 or better for a program record 35 of 42 semesters since 1996. Four teams (1999, 2001, 2002, 2003) have been named to the Top 25 WBCA Academic Team Honor Roll, while 58 players have earned Academic All-Big 12 honors 120 times.

One of Coale's proudest moments was when former Sooner standout Stacey Dales became OU's first player to earn Academic and Athletic All-America honors in the same season (2001-02). Dales also was voted the 2002 Verizon Academic Student-Athlete of the Year for all NCAA Division I sports. Dales was later joined on the Academic All-America list by Theresa Jantzen in 2003 and Caton Hill in 2004.

SOONER STANDOUTS

OU's most prominent player is obviously Courtney Paris. Recruited with her sister, Ashley, out of California, Paris became the first player in Oklahoma state history, man or woman, to win AP National Player of the Year.

Paris set a record nearly every time she stepped on the court. She was the first four-time All-American by the Associated Press and U.S. Basketball Writers' Association and the first college basketball player ever, regardless of gender or division, to record 2,500 career points and 2,000 career rebounds.

Paris ended her career owning 20 NCAA, 57 Big 12 Conference and 69 Oklahoma records -- her most famous being a streak of consecutive games with a double-double that lasted 112 games.

Stacey Dales became Coale's first Olympian and the school's first two-time Kodak first team All-America selection. She played on the 2000 Canadian National Basketball team that participated in the Olympic Games in Sydney, Australia. Dales also repeated her Big 12 Player of the Year and All-Big 12 first team honors in 2001 and 2002.

In addition to these two standout players, Coale has coached three players to Big 12 Player of the Year honors five times, 26 players to all-conference



honors 59 times and four players to First-Team All-America status. She has also developed 14 players into WNBA draft selections: Dales, Caufield, Ross, Maria Villarroel (2004); Phylesha Whaley (2000); Dionnah Jackson (2005); Leah Rush (2007); Ashley and Courtney Paris (2009); Abi Olajuwon, Nyeshia Stevenson and Amanda Thompson (2010), Danielle Robinson (2011) and Whitney Hand (2013).

Caufield also repeated her All-Big 12 second team honors en route to earning honorable mention Kodak accolades. Hill and Ross appeared on the All-Big 12 third team, while Dales and Jackson were voted to the Big 12 All-Tournament team. Caufield was voted the Defensive Player of the Year by the Women's Basketball News Service and was selected as a Defensive All-American by the Women's Basketball Journal in 2001. Jackson, after appearing on the All-Big 12 second team for two seasons, received first team All-Big 12 honors and honorable mention Kodak All-America honors for the 2005 season.

USA BASKETBALL

Coale and her Sooners have also been honored by USA Basketball. During the summer of 2005, the Sooner mentor was named to the USA Basketball Committee by the NCAA. She served on the national board through 2008.

Previously, Coale had served as an assistant coach

on the 2001 USA Basketball Women's Junior World Championship Team that won a bronze medal in Brno, Czech Republic, in July 2001.

Leah Rush made her debut with USA Basketball when she was invited to the 2005 USA Basketball Women's National Team Trials. Rush, an Amarillo, Texas, native, was one of the 16 finalists for a spot on the USA World University Games Team.

Ashley and Courtney Paris had international experience before they even donned a Sooner uniform. Both earned gold medals on the 2004 USA Basketball Youth Development Festival West Team. The twins were also invited to tryouts for the 2004 Junior National Team, 2005 USA U19 World Championship Team and the 2006 USA U20 World Championship Team. Courtney went on to make all three teams and earned three gold medals in three international tournaments with the squads. Courtney Paris was the youngest member of the U.S. Senior National Team in 2008.

Welch and Hill represented OU and USA Basketball during the summers of 2003 and 2001, respectively. Welch, a native of Plainview, Texas, was one of 12 Big 12 All-Stars who represented USA Basketball during the 2003 World University games. Hill was Coale's first player to make a USA Basketball squad. The former Ada, Okla., standout helped the United States to a gold medal at the 2001 World University Games in Beijing, China.

Danielle Robinson won gold with the 2009 World University Games team and was invited to participate with the USA National Team in its 2010 spring training.

Most recently, Coale coached the USA Basketball World University Games team, which included Sooner Aaryn Ellenberg, to a gold medal in the summer of 2013 in Kazan, Russia.

SERVING OTHERS

Getting her teams involved within the Sooner family and the community has always been a priority for Coale. She believes it's important for her student-athletes to give back to the community that supports them.

Each player under Coale's supervision has participated in the Sooner Big Sis Program, a program that enables players to volunteer their time as mentors and teacher's aides to elementary schools in the Norman community.

In addition, each season the team gives back to the community by volunteering its time to a non-profit organization. In 2010, the team was involved with Norman's Food and Shelter for Friends, caring for the more than 600 homeless and transitioning families in the local area and, in 2011, OU teamed with ABLE - Able Bodies Learning to Excel.

In previous years, the team has volunteered with the Mary Abbott Children's House, Habitat for Humanity, the Oklahoma City's Children's Hospital, J.D. McCarthy Center for Children with Developmental Disabilities in Norman, the Children's Miracle Network, the CCFI, the United Way's "Meals on Wheels," Race for the Cure and the Norman Women's Resource Center and Battered Women's Shelter.



» Under **Sherri Coale's** direction, the Sooners have appeared in 18 consecutive NCAA Tournaments, won more Big 12 games than any team in the league and had unprecedented success in the classroom with four CoSIDA Academic All-Americans and 58 Academic All-Big 12 selections.

SHERRI COALE

Additionally, the women's basketball team and many other OU programs have made it an annual event to help host and run the Norman area Special Olympics.

Beginning Sept. 1, 2012, Coale began an appointment to the board of directors of the Kay Yow Cancer Fund, and now serves as president of the organization, a position she has held since 2015.

BEFORE OU

After graduating from Oklahoma Christian, Coale received her first coaching assignment at Edmond Memorial High School, serving a two-year term as an assistant coach.

The next stop was as the head coach of the Norman High School girls' basketball team from 1990-96.

The OU transformation that Coale has spearheaded is strikingly similar to the changes she made at Norman High. She took a declining program and after an 11-12 performance in 1990, her debut season, the Lady Tigers never had a losing record under her tutelage.

By the time she left for OU, Coale had directed NHS to two Class 6A state championships and a 147-40 career record. Her final two Norman teams went 53-2.

Coale was honored as the region, all-state and Big All-City High School Coach of the Year in 1993.

Through the success of her high school teams, Coale had several players earn NCAA Division I basketball scholarships, including Stacy Hansmeyer to Connecticut (1997-2000), Sarah Dimson to Stanford (1998-2001) and Sunny Hardeman (1998-01) and Shannon Selmon (1999-2002) to Oklahoma.

After being out of the high school ranks for six years, Hansmeyer and Coale were inducted into Norman High School Hall of Fame together in February 2002. For Coale's life accomplishments, the community of Healdton, Okla., declared August 26, 2001, as "Sherri Coale Day."

Coale isn't the only coach in her household. Her husband Dane, whom she met while at OCU, was formerly the head baseball coach at Purcell High School. She married the former OCU baseball player in June 1987.

The couple has two children, son Colton, 25, and daughter, Chandler, 21. The former Sherri Buben and her brother, Jack, are the children of Beverly Stash and Joe Buben. Jack has 17-year-old twins, Jackson and Jaycie.

COALE'S YEAR-BY-YEAR COLLEGIATE COACHING RECORD

Year	School	Overall		Conference				Postseason
		W	L	W	L	Place	Tourney	
1996-97	Oklahoma	5	22	1	15	12th	0-1	—
1997-98	Oklahoma	8	19	4	12	T-10th	0-1	—
1998-99	Oklahoma	15	14	8	8	T-5th	0-1	WNIT (1-1)
1999-00	Oklahoma	25	8	13	3	T-1st	0-1	NCAA (2-1)
2000-01	Oklahoma	28	6	15	1	1st	2-1	NCAA (2-1)
2001-02	Oklahoma	32	4	14	2	1st	3-0	NCAA (5-1)
2002-03	Oklahoma	19	13	9	7	T-5th	1-1	NCAA (0-1)
2003-04	Oklahoma	24	9	9	7	6th	4-0	NCAA (1-1)
2004-05	Oklahoma	17	13	8	8	T-6th	1-1	NCAA (0-1)
2005-06	Oklahoma	31	5	16	0	1st	3-0	NCAA (2-1)
2006-07	Oklahoma	28	5	13	3	T-1st	3-0	NCAA (2-1)
2007-08	Oklahoma	22	9	11	5	T-3rd	0-1	NCAA (1-1)
2008-09	Oklahoma	32	5	15	1	1st	1-1	NCAA (4-1)
2009-10	Oklahoma	27	11	11	5	T-2nd	2-1	NCAA (4-1)
2010-11	Oklahoma	23	12	10	6	T-3rd	1-1	NCAA (2-1)
2011-12	Oklahoma	21	13	11	7	T-2nd	1-1	NCAA (1-1)
2012-13	Oklahoma	24	11	11	7	T-3rd	1-1	NCAA (2-1)
2013-14	Oklahoma	18	15	9	9	6th	0-1	NCAA (0-1)
2014-15	Oklahoma	21	12	13	5	2nd	1-1	NCAA (1-1)
2015-16	Oklahoma	22	11	11	7	T-4th	1-1	NCAA (1-1)
2016-17	Oklahoma	23	10	13	5	3rd	0-1	NCAA (1-1)
Total (21 Years)		465	227	225	123		24-17	31-18



JAN ROSS

ASSISTANT COACH

22ND YEAR

Hometown: Chickasha, Okla.

Alma Mater: Oklahoma Christian, '86

Jan Ross is entering her 22nd season as an assistant coach on the Oklahoma basketball staff. Ross has played an instrumental role in rebuilding the Oklahoma program. She has helped head coach Sherri Coale turn the Oklahoma women's basketball program into a nationally recognized name.

Since Ross' arrival, the Sooners have won six Big 12 Conference regular season titles, four Big 12 postseason championships, produced 14 20-plus win seasons and advanced to 18 consecutive NCAA Tournaments. Ross also helped OU to the 2002 national championship game and back-to-back national semifinals in 2009 and 2010.

Ross has been extremely active in all phases of Oklahoma's emergence into the national spotlight. Ross' areas of emphasis include coaching OU's frontcourt, recruiting and scouting opponents. Not only is her expertise with post players essential, but Ross is a mastermind when it comes down to the Xs and Os of the game. She is also one of the top recruiters in the game. Ross' recruiting efforts have ensured that the Sooners will remain one of the top women's basketball programs in the country.

In addition to the Sooners' team accomplishments with Ross on the sideline, OU post players have flourished individually. She has helped Phylesha Whaley, Courtney Paris and Caton Hill develop into three of the top post players in the country. All three players are among the best in Oklahoma history and the records books illustrate it.

Ross monitors the academic progress of each student-athlete. As a team, the Sooners have posted a team GPA of 3.0 or better for 35 of the 42 semesters she has been at OU and have had four student-athletes earn Academic All-America first team honors under Ross' watch. Oklahoma has produced 112 Academic All-Big 12 selections in 20 seasons.



As a player at Oklahoma Christian, she collected numerous playing and academic honors including NAIA honorable mention All-America, All-District IV and All-Sooner Athletic Conference selection as a senior. She also was an NAIA Scholar Athlete and was elected to Who's Who. An all-state athlete at Putnam City West, Ross ranks 11th on Oklahoma Christian's career scoring list with 1,348 points. She holds the school record for career steals (300) and completed her career with a .537 field goal percentage and 494 assists.

After ending her collegiate career with Oklahoma Christian, Ross joined the program as an assistant coach for five years and served as assistant athletics director for two years. This Oklahoman was inducted into her alma mater's Athletics Hall of Fame in February 2003.

Ross also gained coaching experience at Broken Arrow (1995-96) and Del City high schools (1991-95) as head coach.

The Chickasha, Okla., native received her bachelor's degree in mathematics with a minor in physical education from Oklahoma Christian University (1986) and her master's degree in sports administration from the University of Oklahoma (1990).

PAM DECOSTA



PAM DECOSTA

ASSISTANT COACH

9TH YEAR

Hometown: Denver, Colo.

Alma Mater: Metropolitan State, '91

Pam DeCosta is in her ninth season overall after returning to the University of Oklahoma as an assistant prior to the 2011-12 season. The move brought DeCosta back to the Sooners, where she had a two-year stint as an assistant on Sherri Coale's first OU staff.

DeCosta returned to the Sooners after four seasons as head coach at San Jose State University. There, she led the Spartans to their first victory over a ranked opponent in nearly three decades and the program's fifth Western Athletic Conference tournament victory in its history.

Since her return to Oklahoma, DeCosta has worked primarily with OU's post players and served as the Sooners' lead recruiter. In 2016, she guided Vionise Pierre-Louis to the Big 12 Sixth Man of the Year Award. She also developed Kaylon Williams into a two-time All-Big 12 selection.

DeCosta was an assistant for Coale's first two seasons at OU and was instrumental in building its championship foundation, having recruited some of

the program's most distinguished student-athletes, including two-time All-American and two-Big 12 Player of the Year Stacey Dales.

Between her stints at OU, DeCosta was an assistant at the University of Kansas for a total of eight seasons (1994-96 and 1999-2003). During her time at KU, the Jayhawks won a Big Eight championship and made five NCAA Tournament appearances, including a trip to the Sweet 16 in 1996.

Prior to coaching the Spartans, DeCosta was the head coach at Lynn University in Boca Raton, Fla., taking a team that won five games in her first season to double-digit wins each of the next three years.

A 1986 NAIA All-American from Mesa State College in Grand Junction, Colo., DeCosta was inducted into the Rocky Mountain Athletic Conference Hall of Fame in 2007.



**CHAD THRAILKILL****ASSISTANT COACH****16TH YEAR****Hometown:** Norman, Okla.**Alma Mater:** Southern Nazarene, '93**Wife:** April; **Daughters:** Shelby and Sadie; **Sons:** Brayden and Hudson

Chad Thrailkill is in his 14th season as an assistant coach after serving as director of basketball operations for two years. The former high school head coach was hired as an assistant prior to the 2004-05 season.

Thrailkill's duties with the Sooners include working with the Sooner guards and assisting with recruiting efforts, opponent scouting, practice planning and facility scheduling. In charge of the team's defensive schemes, Thrailkill also concentrates on implementing the team's defensive philosophy.

Prior to joining the Sooners, Thrailkill served as head coach for the Norman North High School boys' basketball program. Thrailkill was named Mid-State Conference Coach of the Year after guiding the boys' team to the 2002 regional title. In 2001, he coached NNHS to the school's first state playoff appearance.

Thrailkill is extremely familiar with Coale's style of play as he served as an assistant to her at Norman High. The two produced a three-year record of 76-7 (.916 winning percentage), coached two teams to the state playoffs (1994, 1996) and produced one state championship title (1996).

Together, Coale and Thrailkill have produced a combined record of 389-138 (.738), including a 289-132 (.686) mark at OU, when they team together on the same coaching staff.

Thrailkill also served a four-year stint as head girls' basketball coach at Westmoore High School

from 1996 to 2000, where he coached former Sooner Erin Higgins for two years. His 2000 squad finished second in the state with an overall record of 25-3, while the 1999 team won the state crown with a 25-4 mark.

For his coaching performance, he was named the region, Mid-State Conference and Big All-City Coach of the Year. He was also invited to serve as an assistant coach for the Jim Thorpe All-Star Games that summer.

As an athlete, Thrailkill accepted a basketball scholarship to Lenoir-Rhyne (Hickory, N.C.). After one season, he transferred to Southern Nazarene (Bethany) where he was a three-year letterwinner. He also earned a Bachelor of Science in physical education from SNU in 1993.

He and his wife, April, have an 18-year-old daughter, Shelby; two sons, Brayden, 15, and Hudson, 12, and 10-year-old daughter, Sadie.



GUY AUSTIN



GUY AUSTIN

DIRECTOR OF OPERATIONS

12TH YEAR

Hometown: Seminole, Okla.

Daughter: Alex; **Son:** Cameron

Bringing a wealth of executive experience in corporate, sports and family-owned businesses, Guy Austin joined the OU women's basketball program as Director of Operations in July 2006.

The Seminole, Okla., native left his job as Director of Sales and Marketing with Oklahoma City's Chesapeake Energy Center and Cox Business Services Convention Center to pursue the new venture with OU.

The position is not a major change of scenery for Austin, who has worked daily with sports and entertainment entities since 2000. Austin was part of the management group that hosted the NBA's New Orleans/Oklahoma City Hornets, minor league hockey's OKC Blazers and the Arena2 Football League's OKC Yard Dawgz. This is in addition to numerous live concerts and shows from a variety of prominent artists.

Austin manages the team's finances and team travel. He also oversees the OU Fast Break Club and the Honorary Coach Program, in addition to assisting in the numerous marketing aspects for the Sherri Coale-led team.

While with the Ford and Cox Centers, Austin was responsible for the oversight and implementation of marketing and sales strategies. He managed a team of five full-time employees in the execution of premium seating sales, corporate partnerships and event awareness. In addition to being responsible for customer satisfaction and community relationships, he also worked closely with the upper-level management team in event operations and problem solving.

Prior to his position as director of sales and marketing, he also served as sales manager for the OKC arenas and director of special events for Express Sports.

Before joining the corporate sector, Austin was the owner and operator of Austin Land and Cattle, L.L.C. Austin oversaw the 1,600-acre ranch and 1,000 head purebred cattle operation in his hometown of Seminole. He also handled all sales, advertising and marketing.

Austin's last name is very familiar to Sooner fans. His grandfather's name appears on the Jimmie Austin OU Golf Club. Additionally, Jimmie Austin has endowed a women's basketball scholarship in honor of his late wife, Marie. Guy Austin's uncle, Paul, was also the chairman of the OU Board of Regents.



» *The Austin Family*



COLTON COALE

PLAYER PERSONNEL SPECIALIST

1ST YEAR

Hometown: Norman, Okla.

Alma Mater: Oklahoma, '15

Colton Coale is in his first season as a player development specialist for the Oklahoma women's basketball program after serving as a graduate assistant for the Sooners the last two years.

In his role as player personnel specialist, Coale breaks down film of OU's practices and its opponents, helps coordinate the Sooner Sessions Coaches Clinic and works in an outreach role with local high school coaches.

As the son of Sooners' head coach Sherri Coale, he has seen the building of the program from day one.

Coale has spent time in a variety of roles with program. As an undergraduate student, he spent four seasons as a member of OU's male practice squad, while also serving as the radio analyst on the Sooner Radio Network with Brian Brinkley for two seasons.

During his two years as a graduate assistant, Coale worked on scouting future opponents, helped develop practice plans and implemented new skill techniques for the Sooners.

Coale graduated with his bachelor's degree from the University of Oklahoma in 2015 and recently wrapped up his Master's degree in May 2017.

He is married to former Sooner point guard Morgan (Hook) Coale, who was a three-year starter for the program and a two-time All-Big 12 honorable mention selection.



BRETT FRANTZ



BRETT FRANTZ

STRENGTH & CONDITIONING

3RD YEAR

Hometown: Balko, Okla.

Alma Mater: Southwestern Oklahoma State, '13

Brett Frantz is in his third season as an assistant strength and conditioning coach at the University of Oklahoma where he works with the Sooners' women's basketball and men's tennis.

Frantz is familiar with Oklahoma women's basketball after serving as a graduate assistant for strength and conditioning during the 2014-15 season. He helps coordinate daily workouts, monitors nutrition and assists in day-to-day planning for practice.

Prior to joining the staff at OU, Frantz worked for one season as a volunteer assistant coach at the University of Texas, working primarily with the Longhorns' men's basketball team.

A graduate of Southwestern Oklahoma State University in Weatherford, Okla., Frantz played four seasons for the Bulldogs' men's basketball team.

Frantz earned his Master's degree in intercollegiate athletic administration from OU in the spring of 2016. He has earned certifications from the National Strength and Conditioning Association (NSCA) and the Gray Institute.



SUPPORT STAFF



Ethan Burton
Video Coordinator
(Third Year at OU)



Drew Gaschler
Director of Marketing
(Third Year at OU)



Alicia Mackey
Associate Director
of Marketing
(Fifth Year at OU)



Connor Madole
Graduate Assistant
(First Year at OU)



Emily Mattson
Office Manager
(Fifth Year at OU)



Brittani Merrick
Athletics Trainer
(Seventh Year at OU)



Tyler Pigg
Associate Director of
Communications
(Third Year at OU)



Kelsey Reynolds
Graduate Assistant
(First Year at OU)



Cade Scott
Equipment Manager
(First Year at OU)



Grant Wade
SoonerVision
(5th Year at OU)

STUDENT SUPPORT STAFF



Carlee Apel
Student Manager



Sierra Bailey
Student Manager



Isaiah Gatewood-Flowers
Student Manager



Mikaela McGraw
Student Manager



Kiara Sloan
Student Manager



Quiana White
Student Manager

DAVID L. BOREN



DAVID L. BOREN

UNIVERSITY PRESIDENT

24TH YEAR

Hometown: Seminole, Okla.

Alma Mater: Yale, '63

Wife: Molly; **Daughter:** Carrie Christine; **Son:** David Daniel

David L. Boren, who has served Oklahoma as governor and U.S. senator, became the 13th president of the University of Oklahoma in November 1994. He is the first person in state history to have served in all three positions.

Boren is widely respected for his academic credentials, his longtime support of education, and for his distinguished political career as a reformer of the American political system. A graduate of Yale University in 1963, Boren majored in American history, graduated in the top one percent of his class and was elected Phi Beta Kappa. He was selected as a Rhodes Scholar and earned a master's degree in politics, philosophy and economics from Oxford University, England, in 1965.

In 1968, he received a law degree from the University of Oklahoma College of Law, where he was on the Law Review, elected to the Order of the Coif, and won the Bledsoe Prize as the outstanding graduate by a vote of the faculty.

As Oklahoma's governor from 1974 through 1978, Boren promoted key educational initiatives that have had an enduring impact on Oklahoma. Established during his tenure were the Oklahoma Arts Institute, the Scholar-Leadership Enrichment Program, and the Oklahoma Physicians Manpower Training Program, which provides scholarships for medical students and medical personnel who commit to practice in underserved rural areas. Also, the first state funding for Gifted and Talented classes in K-12 public schools was provided in 1976 and, from 1976 through 1978, Oklahoma ranked first among all states in the percentage increases of funding for higher education.

One of Boren's most far-reaching projects in promoting quality education at all levels is the Oklahoma Foundation for Excellence, which he founded in 1985. The foundation recognizes outstanding public school students and teachers and helps establish private local foundations to help give academic endowment grants to local public schools.

As a U.S. senator, he was the author of the National Security Education Act in 1991, which provides scholarships for study abroad and for learning additional languages. He also authored legislation to restore the tax deductibility of gifts of appreciated property to universities in 1993. He has served as co-chair of the U.S. President's bipartisan Intelligence Advisory Board (PIAB).

Boren, also a former state legislator, spent nearly three decades in elective politics before becoming the president of the University of Oklahoma. Boren was

the youngest governor in the nation when he served from 1974 to 1978. Known as a reformer, Boren campaigned with a broom as his symbol. During his term, he instituted many progressive programs, including conflict-of-interest rules, campaign-financing disclosure, stronger open meeting laws for public bodies, more competitive bidding on state government contracts, and reform of the state's prison system, including expanded education programs for first-time offenders and the largest expansion of the work-release program in state history. He advocated and signed into law the state's Open Meeting Law in 1977.

During his time in the U.S. Senate from 1979 to 1994, Boren served on the Senate Finance and Agriculture Committees and was the longest-serving chairman of the Senate Select Committee on Intelligence. From his days as a state legislator and governor of Oklahoma to Washington, Boren carried a commitment to reform, leading numerous efforts to make government work better for American citizens. As chairman of the Senate Intelligence Committee, he strengthened oversight of secret government programs and reformed the procedures for Presidential notice of such programs to Congress.

For more than 10 years, he led the fight for congressional campaign finance reform and for legislation discouraging administration and congressional staff from cashing in on government experience and contacts by becoming lobbyists. In addition, he introduced legislation seeking to limit gifts and travel subsidies that government workers, including members of Congress, can receive from lobbyists. Boren also chaired the special 1992-93 Joint Committee on the Organization of Congress, which produced proposals to make Congress more efficient and responsive by streamlining congressional bureaucracy, reducing staff sizes and reforming procedures to end legislative gridlock.

Authored by Boren, the National Security Education Act of 1991 formed the largest federally funded study abroad program since the Fulbright Scholarship program. The program offers scholarships and fellowships to U.S. undergraduate and graduate students, respectively, to study abroad in areas critical to U.S. national security. Since the program's inception, over 2,000 NSEP award recipients have used their knowledge from their time abroad to serve the federal government in various departments and agencies.

Boren left the U.S. Senate in 1994 with an approval rating of 91 percent after being reelected with 83 percent of the vote in 1990, the highest percentage in

the nation in a U.S. Senate contest in that election year.

Boren served from 1988 to 1997 as a member of the Yale University Board of Trustees. His university experience also includes four years on the faculty of Oklahoma Baptist University, where he was chairman of the Department of Political Science and chairman of the Division of Social Sciences. In 1993, the American Association of University Professors presented Boren with the Henry Yost Award as Education Advocate of the Year.

In April 2004, Boren received the Mory's Cup from the Mory's Association at Yale University. In making the presentation to Boren it was noted that he was the first Yale graduate in the university's history extending over three centuries to have served as a Governor, U.S. Senator and President of a major university.

Under Boren's leadership, the University of Oklahoma has developed and emerged as a "pacesetter university in American public higher education," with more than 20 major new programs initiated since his inauguration. They include establishment of the Joe C. and Carole Kerr McClendon Honors College, the Charles M. Russell Center for the Study of Art of the American West, a new expository writing program for freshmen modeled on the program at Harvard, an interdisciplinary religious studies program, the Artist-in-Residence Program, a new College of International Studies, a new Institute for American Constitutional Heritage, an Institute for Quality Communities and the Faculty-in-Residence Program putting faculty family apartments in student residence halls. The Retired Professors Program has been started, bringing 50 retired full professors back to the University to teach freshmen.

The number of new facilities started or completed on the campus during the Boren years has matched the explosion in new programs. Since 1994, almost \$2 billion in construction projects have been completed or are under way on OU's three campuses. Among the largest of the recent projects are the \$67 million National Weather Center on OU's Norman Campus; the \$128 million Peggy and Charles Stephenson Cancer Center on OU's Health Sciences Center campus in Oklahoma City and the \$35 million OU-Tulsa Schusterman Center Clinic.

Presidential Travel Scholarships, students from 120 countries on campus, study abroad programs in over 50 countries and 100 cities in six continents, and the new International Programs Center are all making OU more international. The Honors College helps to assure that no students need to leave Oklahoma to find an educational experience to match their potential.

In 1995, Boren launched the "Reach for Excellence" fundraising campaign with a five-year goal of \$200 million, which was twice as large as any fundraising



» David and Molly Shi Boren

drive in Oklahoma history. The drive exceeded \$500 million, raising OU into the top 15 public universities in the United States in private endowment per capita. Since 1994, endowed professorships have increased from 100 to 560 and the OU donor base has grown from 17,000 to more than 185,000 friends and alumni. During Boren's tenure more than \$1.9 billion in private gifts have been donated to the university.

Above all, the Boren years have been marked by an emphasis on putting students first. There is not a university president in the country that is more committed to students as his number one priority. He teaches a freshman-level course in political science each semester and is one of the few presidents of major universities to teach.

Boren is married to Molly Shi Boren, a former judge and English teacher. Mrs. Boren is President Emeritus of the Oklahoma Arts Institute, which provides education programs in nine arts disciplines for high school students from across the state who are gifted in the arts. Molly Boren has two degrees from the University of Oklahoma, a master's degree in English and a Juris Doctorate from the OU College of Law. A native of Seminole, Boren has two children, Carrie Christine Boren, an Episcopal minister, and David Daniel Boren, a former member of the United States Congress from Oklahoma. Devoting much of his life to public service, Boren drew from the example of his parents, the late Congressman Lyle H. Boren and Christine Boren.

JOE CASTIGLIONE



JOE CASTIGLIONE

VICE PRESIDENT FOR INTERCOLLEGIATE ATHLETICS AND
DIRECTOR OF ATHLETICS

20TH YEAR

Hometown: Fort Lauderdale, Fla.

Alma Mater: Maryland, '79

Wife: Kristen; **Sons:** Joseph and Jonathan

In 19 years at Oklahoma, Joe Castiglione has led a surging athletics department that has captured 17 national championships and 78 conference titles, while also setting records for grade point average and graduation rate. OU's athletics success is legendary, and Castiglione's tenure stands proudly among the best.

When he was hired at Oklahoma in April of 1998, Castiglione inherited one of the most storied programs in college athletics at a time when it was seeking stability and direction. He created a positive culture that emphasized core values, a dynamic mission and a collaborative spirit. The result is one of the nation's best student-athlete experiences.

The 2016-17 school year yielded one of the most accomplished campaigns in school history with four national championships, a school record that gave OU a nation-leading seven over the last two years. Eighteen of 21 sport teams sent the full team or individuals to an NCAA championship and five teams finished in the top 10. In addition to the four national champions, football earned a No. 3 ranking.

The men's and women's gymnastics teams repeated as NCAA champions, making OU the only school in NCAA history to have both teams earn national championships in the same year for consecutive years. The men's tennis doubles team of Andrew Harris and Spencer Papa won the school's first NCAA men's tennis championship, then the very next day, the men's golf team won its second NCAA title. One week later, the Sooner softball team won its fourth NCAA title. It marked the 11th NCAA crown and third consecutive for men's gymnastics. It was the fourth NCAA title for softball, second consecutive and third over a five-year span, and it was the second consecutive championship for women's gymnastics.

That spirit of excellence went well beyond competition. The Sooner student-athletes had an 11th consecutive semester of a cumulative GPA at 3.00 or higher at the close of the spring 2017 semester. The 3.09 cumulative for the spring 2017 semester was a record for OU and a total of 71 student-athletes achieved perfect 4.0 GPAs in the spring, matching the total from the fall.

Seven OU programs registered a 100-percent multiyear Graduation Success Rate for the most recent reporting period and OU's most recent multiyear Graduation Success Rate of 85 percent is a school record that exceeds the NCAA national average.

A place where competitive dreams come true and academic excellence are the expectations, not the exceptions, has been created at OU by Castiglione with the full support of OU President David L. Boren and OU's Board of Regents.

Upon his arrival, the 11th and second longest serving director of athletics at OU, Castiglione made a number of changes, and, in the process, created a team of administrators, eight of whom have gone on to other Division I athletics director posts,

coaches and support staff who pursue and achieve lofty goals under the banner of ethical integrity.

That extends into the department's finances. OU Athletics, one of the few self-sustaining departments nationally, has closed the books in the black in each of the last 19 years. Castiglione's responsible approach has benefitted the general campus, as well. Through direct and indirect support, the athletics department provides more than \$9 million annually to OU's academics budget. It also established an endowment at Bizzell Library and partnered with President Boren's office to eliminate the admission fee at OU's internationally known Fred Jones Jr. Museum of Art.

Facility improvement and construction of athletics facilities have been carried out at a record pace and Castiglione takes pride in the fact that those improvements have been paid for with private money. Gaylor Family Oklahoma Memorial Stadium underwent a \$160 million renovation that included filling in the bowl and creating new seating options for Sooner fans and entirely new team facilities, including locker room, training room, strength and training center and offices. Other improvements are planned throughout the historic facility in the Stadium Master Plan that includes multiple phases. A \$7 million dollar improvement to the men's and women's basketball facilities at Lloyd Noble Center has begun and master plans for \$10 million in renovations at baseball and \$15 million at softball have been approved. These projects follow the completion of the \$75 million Headington Hall, which provides housing for the general student population as well as student-athletes. The state-of-the-art building, which has won the President's Trophy as the outstanding housing unit three of the last four years, opened in August 2013 and makes OU the leader in providing an engaging community living option for OU students.

Castiglione is quick to give full credit to the student-athletes and coaches, the staff, President Boren, the OU Board of Regents, the donors and the fans for the success experienced during his tenure. It's a team approach that he has embraced throughout his successful career in athletics.

In recognition of the many achievements of his OU tenure, Castiglione was named National Athletic Director of the Year in May 2009 by the Sports Business Journal. He was a finalist for the same award in 2016. The National Football Foundation and College Hall of Fame named him the 2013 recipient of the John L. Toner Award. In April 2014, Castiglione received the Abe Lemons/Paul Hansen Award for Sports Excellence from Oklahoma City University.

His peers have honored him as well. In November 2012, the United States Sports Academy named him the winner of the Carl Maddox Sports Management Award. In October 2004, the Bobby Dodd Foundation named him Athletics Director of the Year. In 2003, he was inducted into the National Association of Collegiate Marketing Administrators Hall of Fame. In June 2001, he received the General Robert R. Neyland

JOE CASTIGLIONE

Athletic Director Award for lifetime achievement from the All-American Football Foundation. The National Association of Collegiate Directors of Athletics (NACDA) named him Central Region AD of the Year in 2000.

The department received the 2007 PRISM Award, presented by the School of Sports Management at the University of Massachusetts.

The achievement that may bring him the most pride came in May 2007 when he completed a master's of education degree from OU. Subsequently, he became an adjunct professor in the Jeannine Rainbolt College of Education, teaching graduate classes in Marketing, Development and Leadership in Higher Education. He serves on the College's Board of Advocates. He was recently recognized for his distinguished service by OU's College of Arts & Sciences.

Castiglione was instrumental in the athletics department's major campaign, Great Expectations: The Campaign for Sooner Sports. The then largest fund-raising effort in OU athletics history included projects that impacted each of OU's 21 sports and has become a national model for intercollegiate athletics. The campaign ended three years later with more than \$125 million raised and that figure has now grown to over \$500 million as funds continue to be raised for facility improvements and scholarship endowments.

Hired on April 30, 1998, Castiglione joined the Sooner family after serving as athletics director at Missouri. In his 17-year career with the Tigers, Castiglione, who was named director of athletics at Missouri on Dec. 15, 1993, was credited with rebuilding sports programs, hiring outstanding coaches, implementing an innovative master plan for facilities, inspiring record-setting increases in fund-raising and balancing the budget in each of his five years as athletics director.

A 1979 Maryland graduate, Castiglione received the University's Distinguished Alumnus Award in April 2007 and he was inducted into the State of Missouri's Sports Hall of Fame in November 2015. His career journey began as the sports promotions director at Rice. He then worked a year as director of athletic fund-raising at Georgetown before being hired in 1981 at Missouri as director of communications and marketing. He will mark his 25th year of serving student-athletes as an Athletics Director at two different institutions in the next academic year, 2017-18.

His commitment to the success of student-athletes has gone beyond the Norman campus and he has served at the national and conference level. He is currently serving on the NCAA's Board of Governor's Commission to Combat Sexual Violence on Campus. He served as chairman of the NCAA Division I Men's Basketball Committee for the 2015-16 academic year. He also chaired the NCAA's Football Academic Progress Rate (APR) Working Group and completed service on the NCAA Working Group on Collegiate Model-Rules Committee. He also serves on the Gatorade Collegiate Advisory Board and the National Football Foundation and College Football Hall of Fame Board of Directors.



» Joe and Kristen Castiglione, with sons Joseph (left) and Jonathan

He served three terms as the chair of the Big 12 Board of Athletics Directors and is a past president of both the Division I-A Athletic Directors Association and NACDA. He served a four-year term on the NCAA Championship/Competition Cabinet and the NCAA Baseball Committee. He was also a member on the NCAA Diversity Leadership Strategic Planning Committee, the NCAA Division I Women's Basketball Discussion Group, the United States Olympic Committee Athlete Career and Education Strategic Working Group and the NCAA Football Issues Committee, which he chaired. A former member of the Phi Delta Theta Foundation Board of Trustees, he is a highly requested speaker at annual conventions and continuing education institutes. In November 2011, his hometown recognized him by selecting him for the Broward County (Fla.) Sports Hall of Fame.

His involvement in the local community has led to service with civic clubs, churches and charities, including the United Way of Norman, recently serving his third term as OU's campus co-chair, which resulted in the highest recorded contributions ever by faculty, staff and students to the United Way of Norman's annual campaign. He encourages student-athletes and athletics staff to participate in those efforts as well, and in 2015-16, OU Athletics representatives logged more than 5,000 hours of community service.

A native of Fort Lauderdale, Fla., Castiglione is married to the former Kristen Bartel, a 1990 graduate of the University of Missouri. They are the parents of two sons, Joseph, Jr., who is a junior at OU, and Jonathan, who will be a junior in high school.

ATHLETICS ADMINISTRATION



Larry Naifeh
Executive Associate
Athletics Director



Jason Leonard
Executive Director
of Compliance



Luther Lee
Sr. Associate AD
Business/CFO



Carol Ludvigson
Sr. Associate AD
Student-Athlete Dev.




Mike Meade
Sr. Associate AD
Academic Services



Kenny Mossman
Sr. Associate AD
External Operations



Lindy Roberts-Ivy
Sr. Associate AD
Events/Facilities (SWA)



Zac Selmon
Sr. Associate AD
Development



Greg Tipton
Sr. Associate AD
Internal Operations



Brandon Meier
Associate AD
Broadcast Operations



MCK Williams
Associate AD
Development



Brad Camp
Assistant AD
Equipment



Danny Davis
Assistant AD
Events Facilities



Brandon Hall
Assistant AD
Business Operations



Mike Houck
Assistant AD
Strategic Communications



Matt McMillen
Assistant AD
Football Operations



Patrick Nowlin
Assistant AD
Ticket Sales/Operations



Matt Schaeperkoetter
Assistant AD
Development



Juliana Smith
Assistant AD
HR/Admin. Engagement



Bob Stoops
Special Assistant to
the Athletics Director



Joe Washington
Special Assistant to
the Athletics Director



SEASON REVIEW



RESULTS

Date	Opponent	Score	W/L	Attend.	Points Leader	Rebounds Leader	Assists Leader
11/13	Southern Illinois	80-48	W	3,223	Pierre-Louis.....18	Carter.....8	Penzo.....3
11/16	Little Rock	68-58	W	3,084	Little.....17	Pierre-Louis.....12	Ortiz.....4
11/19	at BYU	68-61	W	1,236	Little.....16	Pierre-Louis.....13	Ortiz.....8
11/23	South Dakota State	74-60	W	2,453	Little.....17	Pierre-Louis.....14	Edwards.....6
11/27	Colorado State	70-55	W	3,245	Manning.....16	Manning.....9	Three Players.....2
12/1	at Kentucky (17) \$	68-82	L	4,400	Little.....19	Pierre-Louis.....13	Ortiz.....5
12/4	Oral Roberts	67-74	L	3,855	Little.....12	Treece.....11	Edwards.....3
12/8	UTRGV	92-59	W	3,120	Dungee, Pierre-Louis..13	Pierre-Louis.....10	Edwards.....6
12/11	Tulsa	85-68	W	3,703	Manning.....24	Manning.....8	Edwards.....5
12/19	vs. Xavier #	81-69	W	120	Little.....19	Manning.....8	Edwards, Little.....3
12/20	vs. California #	74-82	L	185	Ortiz.....17	Odingbe.....9	Little.....4
12/21	vs. Portland State #	74-60	W	90	Manning.....17	Pierre-Louis.....6	Edwards, Williams.....2
12/29	at Kansas	84-54	W	2,574	Manning.....17	Mulkey.....9	Ortiz.....8
1/1	TCU	87-72	W	3,637	Little.....25	Pierre-Louis.....9	Ortiz.....6
1/4	Kansas State (25)	85-80	W (OT)	3,194	Manning.....20	Manning.....11	Three Players.....4
1/8	at West Virginia (17)	73-83	L	2,563	Little.....17	Pierre-Louis.....6	Little, Ortiz.....3
1/11	at Iowa State	67-57	W	10,043	Pierre-Louis.....18	Pierre-Louis.....16	Manning, Ortiz.....3
1/14	Texas Tech	66-45	W	3,566	Little.....18	Pierre-Louis.....11	Manning.....3
1/17	at Texas (12)	68-86	L	3,259	Pierre-Louis.....16	Pierre-Louis.....7	Ortiz.....4
1/22	Oklahoma State	68-62	W	6,543	Manning.....20	Pierre-Louis.....6	Three Players.....3
1/25	Iowa State	78-63	W	3,353	Manning.....21	Three Players.....6	Carter.....6
1/29	at Baylor (2)	58-92	L	6,632	Little.....15	Ortiz.....10	Ortiz.....3
2/1	Kansas	89-52	W	8,456	Manning.....19	Manning, Pierre-Louis..7	Edwards, Manning.....5
2/4	at Oklahoma State	66-60	W	3,074	Ortiz.....17	Manning.....9	Manning, Ortiz.....3
2/7	West Virginia	90-87	W (2OT)	4,890	Pierre-Louis.....33	Pierre-Louis.....13	Ortiz.....4
2/11	at Texas Tech	64-56	W	4,239	Dungee, Ortiz.....18	Pierre-Louis.....14	Ortiz.....3
2/18	Texas (8)	74-73	W	6,038	Pierre-Louis.....21	Dungee.....7	Dungee, Ortiz.....5
2/21	at Kansas State	71-79	L	4,377	Pierre-Louis.....21	Pierre-Louis.....11	Ortiz.....8
2/25	at TCU	73-64	W	2,377	Pierre-Louis.....18	Three Players.....7	Ortiz.....8
2/27	Baylor (2)	64-103	L	4,804	Carter, Manning.....11	Edwards.....4	Edwards, Ortiz.....4
3/4	West Virginia ^	58-82	L	3,852	Manning.....14	Pierre-Louis.....8	Three Players.....2
3/18	Gonzaga %	75-62	W	8,059	Little.....18	Manning.....9	Little.....5
3/20	Washington (12) &	82-108	L	7,579	Carter.....17	Pierre-Louis.....7	Ortiz.....6

Associated Press rankings in parentheses

\$ SEC/Big 12 Challenge (Lexington, Ky.)

All-College Classic (Las Vegas, Nev.)

^ Phillips 66 Big 12 Championship (Oklahoma City, Okla.)

& NCAA First/Second Round (Seattle, Wash.)

Record Summary	Overall	Home	Away	Neutral
All Games	23-10	14-2	6-6	3-2
Big 12 Games	13-5	8-1	5-4	0-0
Non-Conference Games	10-5	6-1	1-2	3-2

Attendance Summary	Totals	Avg./Game
Home	67,200	4,200
Away	52,353	4,363
Neutral	12,306	2,461
Total	131,859	3,996

TEAM GAME-BY-GAME STATISTICS

	FG-A	Pct.	3FG-A	Pct.	FT-A	Pct.	O/D/T	PF	A	TO	B	S	1	2	TP
Southern Illinois	19-75	.253	5-30	.167	5-12	.417	23/23/46	18	8	18	1	5	32	16	48
at Oklahoma (16)	28-64	.438	1-16	.063	23-28	.821	15/34/49	16	9	13	9	11	38	42	80
Little Rock	24-60	.400	4-17	.235	6-12	.500	11/25/36	22	9	15	2	9	33	25	58
at Oklahoma	25-60	.417	4-13	.308	14-16	.875	12/30/42	16	8	15	5	3	34	34	68
Oklahoma (16)	24-71	.338	7-22	.318	13-22	.591	20/36/56	21	14	15	5	11	31	37	68
at BYU	22-63	.329	6-21	.286	11-17	.647	16/24/40	19	13	17	7	7	34	27	61
South Dakota State	24-62	.387	7-20	.350	5-8	.625	14/29/43	15	12	22	5	6	29	31	60
at Oklahoma (13)	27-69	.391	9-27	.333	11-17	.647	16/24/40	10	19	12	6	12	35	39	74
Colorado State	18-60	.300	11-32	.344	8-11	.727	8/27/35	20	14	17	1	11	23	32	55
at Oklahoma (13)	22-52	.423	6-21	.286	20-25	.800	6/35/41	11	10	17	7	7	31	31	70
Oklahoma (12)	25-61	.410	11-30	.367	7-15	.467	13/22/35	18	19	17	6	2	39	29	68
at Kentucky (17) \$	29-59	.492	7-16	.438	17-20	.850	8/26/34	12	16	11	2	9	37	45	82
Oral Roberts	28-65	.431	5-21	.238	13-17	.765	8/37/45	14	11	18	2	8	31	43	74
at Oklahoma (12)	26-70	.371	8-23	.348	7-9	.778	7/31/38	18	8	19	5	13	42	25	67
UTRGV	17-61	.279	5-23	.217	20-26	.769	17/19/36	20	5	21	3	7	34	25	59
at Oklahoma (19)	31-64	.484	4-9	.444	14-22	.636	14/31/45	22	20	16	6	14	41	51	92
Tulsa	25-63	.397	11-21	.524	7-7	1.000	11/23/34	17	13	21	1	8	29	39	68
at Oklahoma (19)	31-64	.484	4-9	.444	19-24	.792	12/27/39	115	14	15	7	15	42	43	85
Xavier	25-54	.463	8-19	.421	11-18	.611	6/23/29	19	13	12	1	7	37	32	69
vs. Oklahoma (20)	29-67	.433	9-18	.500	14-21	.667	18/27/45	17	14	11	4	7	43	38	81
California	24-60	.400	6-17	.353	28-40	.700	21/26/47	22	17	33	5	12	38	44	82
vs. Oklahoma (20)	24-68	.353	5-22	.227	21-25	.840	19/19/38	30	11	28	3	18	20	54	74
Portland State	20-40	.500	7-14	.500	13-19	.684	6/35/41	20	11	42	3	4	34	26	60
vs. Oklahoma (20)	26-71	.386	4-18	.222	18-27	.667	14/16/30	22	8	16	2	27	24	50	74
Oklahoma (24)	33-64	.516	7-15	.467	11-25	.440	15/35/50	20	21	21	11	9	42	42	84
at Kansas	21-74	.284	6-30	.200	6-18	.333	24/23/47	21	8	22	2	10	31	23	54
TCU	24-68	.353	10-28	.357	14-20	.700	11/27/38	27	16	11	6	9	41	31	72
at Oklahoma (24)	27-64	.422	7-16	.438	26-35	.743	16/37/53	16	15	14	11	9	37	50	87
Kansas State (25)	28-67	.418	5-15	.333	19-26	.731	11/34/45	18	12	16	4	11	26	41/13*	80
at Oklahoma (20)	33-74	.446	8-18	.444	11-17	.647	10/32/42	21	22	17	7	4	33	34/18*	85
Oklahoma (20)	27-67	.403	7-20	.350	12-17	.706	12/21/33	14	9	17	4	11	25	48	73
at West Virginia (17)	32-61	.525	10-21	.476	9-14	.643	11/30/41	20	20	22	6	10	42	41	43
Oklahoma (22)	24-55	.436	5-15	.333	14-20	.700	7/31/38	17	10	14	5	6	28	39	67
at Iowa State	21-62	.339	6-27	.222	9-12	.750	11/28/39	19	12	13	5	8	30	27	57
Texas Tech	19-64	.297	3-15	.200	4-11	.364	9/30/39	16	8	16	5	6	18	27	45
at Oklahoma (22)	27-64	.422	6-26	.231	6-12	.500	9/39/48	12	11	16	9	8	34	32	66
Oklahoma (20)	21-60	.350	8-23	.348	18-19	.947	11/22/33	22	10	16	5	7	29	39	68
at Texas (12)	34-69	.493	5-12	.417	13-21	.619	16/29/45	17	17	16	3	6	40	46	46
Oklahoma State	24-52	.462	4-13	.308	10-16	.625	9/30/39	26	14	21	2	3	31	31	62
at Oklahoma (20)	21-60	.350	6-18	.333	20-25	.800	10/21/31	14	9	9	6	9	22	46	68
Iowa State	24-53	.453	7-19	.368	8-11	.727	8/22/30	16	10	15	0	4	28	35	63
at Oklahoma (20)	29-58	.500	10-24	.417	10-11	.909	8/22/30	12	17	9	5	6	38	40	78
Oklahoma (20)	20-77	.260	6-26	.231	12-15	.800	16/28/44	19	9	17	2	6	32	26	58
at Baylor (2)	37-74	.500	4-14	.286	14-21	.667	12/43/55	14	27	23	8	9	45	47	92
Kansas	18-65	.277	7-21	.333	9-16	.563	21/12/33	17	10	19	4	14	28	24	52
at Oklahoma (18)	35-59	.593	6-13	.462	13-16	.813	14/28/42	16	20	18	13	10	47	42	89
Oklahoma (18)	22-54	.407	8-16	.500	14-16	.875	4/29/33	22	8	15	6	8	30	36	66
at Oklahoma State	21-68	.309	5-20	.250	13-19	.684	20/29/49	15	11	16	3	8	26	34	60
West Virginia	26-71	.366	11-30	.367	24-27	.889	17/27/44	27	14	21	5	8	33	34/20*	87
at Oklahoma (19)	30-67	.448	5-16	.313	25-34	.735	14/30/44	21	15	17	2	8	25	42/23*	90
Oklahoma (19)	23-75	.307	8-29	.276	10-11	.909	22/24/46	14	11	7	2	9	22	42	64
at Texas Tech	22-54	.407	8-18	.444	4-10	.400	14/31/45	13	15	19	6	4	33	23	56
Texas (8)	27-68	.397	6-11	.545	13-16	.813	19/21/40	18	17	15	3	7	38	35	73
at Oklahoma (19)	27-55	.491	5-13	.385	15-18	.833	8/24/32	18	11	14	4	5	42	32	74
Oklahoma (16)	31-62	.500	4-17	.235	5-9	.556	10/19/29	21	21	16	8	11	25	46	71
at Kansas State	27-60	.450	5-10	.500	20-27	.741	16/23/39	13	18	17	1	8	41	38	79
Oklahoma (16)	24-57	.421	6-11	.545	19-29	.655	12/38/50	18	14	23	5	6	32	41	73
at TCU	21-67	.313	5-23	.217	17-23	.739	11/28/39	25	7	13	2	14	31	33	64
Baylor (2)	37-72	.514	11-19	.579	18-22	.818	18/41/59	25	23	18	5	4	44	59	103
at Oklahoma (19)	18-62	.290	8-26	.308	20-27	.741	6/17/23	20	13	13	3	11	22	42	64
West Virginia	33-59	.559	9-20	.450	7-9	.778	9/22/31	24	20	14	8	11	48	34	82
vs. Oklahoma (19)	18-54	.333	4-16	.250	18-23	.783	16/18/34	19	9	19	1	5	24	34	58
Gonzaga	24-71	.338	3-18	.167	11-15	.733	19/25/44	19	13	13	3	7	26	36	62
vs. Oklahoma (23)	23-53	.434	10-23	.435	19-21	.905	7/28/35	18	10	17	11	5	39	46	75
Oklahoma (23)	32-69	.464	12-26	.462	6-8	.750	13/17/30	22	14	12	5	3	47	35	82
vs. Washington (12)	36-63	.571	18-30	.600	18-28	.643	11/23/34	16	20	8	6	4	54	54	108

Associated Press rankings in parentheses

\$ SEC/Big 12 Challenge (Lexington, Ky.)

All-College Classic (Las Vegas, Nev.)

SEASON STATISTICS

» ALL GAMES (23-10)

#	Player	gp	qs	min	avg	Total			3-Point			F-Throw			Rebounds			pf	dq	a	to	blk	stl	pts	avg
						fg	fga	fg%	3fg	3fga	3fg%	ft	fta	ft%	off	def	tot								
23	Manning, Maddie	30-23	962	32.1	129-304	.424	48-121	.397	72-90	.800	34	127	161	5.4	71	0	63	65	10	60	378	12.6			
10	Little, Peyton	33-33	1097	33.2	145-378	.384	54-164	.329	66-88	.750	34	71	105	3.2	56	0	53	47	15	56	410	12.4			
00	Pierre-Louis, Vionise	33-14	748	22.7	151-288	.524	0-0	.000	91-126	.722	87	174	261	7.9	89	3	26	83	71	23	393	11.9			
21	Ortiz, Gabbi	33-24	897	27.2	92-252	.365	40-128	.313	69-82	.841	33	108	141	4.3	62	2	121	56	1	34	293	8.9			
25	Carter, Gioya	32-24	656	20.5	88-229	.384	21-60	.350	50-64	.781	26	63	89	2.8	84	3	43	52	4	28	247	7.7			
33	Dungee, Chelsea	33-18	695	21.1	81-214	.379	22-65	.338	60-74	.811	18	66	84	2.5	62	0	26	51	5	19	244	7.4			
02	Edwards, Tona	28-9	438	15.6	50-123	.407	9-23	.391	21-38	.553	23	45	68	2.4	39	0	65	59	2	36	130	4.6			
32	Mulkey, Nancy	33-18	351	10.6	53-102	.520	0-0	.000	19-39	.487	26	57	83	2.5	48	1	2	30	62	11	125	3.8			
03	Wyatt, Derica	24-1	203	8.5	22-58	.379	19-52	.365	3-4	.750	6	8	14	0.6	11	0	6	8	0	5	66	2.8			
01	Williams, LaNesia	28-0	241	8.6	29-70	.414	3-9	.333	9-15	.600	4	21	25	0.9	14	0	16	18	1	13	70	2.5			
22	Kellogg, Shaya	10-1	58	5.8	6-13	.462	3-9	.333	5-6	.833	2	8	10	1.0	7	0	1	1	0	3	20	2.0			
24	Odimgbe, Ijeoma	26-0	150	5.8	12-26	.462	0-0	.000	17-29	.586	17	39	56	2.2	22	0	1	14	13	4	41	1.6			
11	Rich, Morgan	3-0	5	1.7	1-2	.500	0-0	.000	1-2	.500	0	0	0	0.0	3	0	0	0	0	0	3	1.0			
30	Treece, McKenna	22-0	111	5.0	7-26	.269	1-11	.091	2-2	1.000	5	23	28	1.3	17	0	1	16	5	4	17	0.8			
12	Penzo, Gileysa	15-0	63	4.2	2-8	.250	0-1	.000	0-0	.000	0	10	10	0.7	7	0	9	12	1	1	4	0.3			
Team																									
Total.....		33	6675		868-2093	.415	220-643	.342	485-659	.736	406	892	1298	39.3	592	9	433	515	190	297	2441	74.0			
Opponents.....		33	6675		831-2084	.399	230-665	.346	404-589	.686	439	903	1342	40.7	624	13	454	585	120	256	2296	69.6			

» BIG 12 GAMES (13-5)

#	Player	gp	qs	min	avg	Total			3-Point			F-Throw			Rebounds			pf	dq	a	to	blk	stl	pts	avg
						fg	fga	fg%	3fg	3fga	3fg%	ft	fta	ft%	off	def	tot								
00	Pierre-Louis, Vionise	18-0	442	24.6	96-183	.525	0-0	.000	62-80	.775	44	95	139	7.7	50	2	17	50	41	11	254	14.1			
23	Manning, Maddie	15-13	515	34.3	68-158	.430	29-63	.460	27-38	.711	11	69	80	5.3	36	0	39	37	6	19	192	12.8			
10	Little, Peyton	18-18	639	35.5	81-214	.379	29-88	.330	29-44	.659	19	44	63	3.5	31	0	29	26	6	30	220	12.2			
21	Ortiz, Gabbi	18-17	574	31.9	60-155	.387	28-76	.368	48-58	.828	16	79	95	5.3	35	1	77	28	1	17	196	10.9			
25	Carter, Gioya	18-13	386	21.4	48-118	.407	10-31	.323	35-44	.795	14	39	53	2.9	53	2	24	25	3	15	141	7.8			
33	Dungee, Chelsea	18-9	407	22.6	42-121	.347	11-40	.275	33-38	.868	11	39	50	2.8	27	0	19	28	4	13	128	7.1			
02	Edwards, Tona	13-1	170	13.1	18-43	.419	3-11	.273	10-16	.625	6	18	24	1.8	21	0	25	25	1	19	49	3.8			
22	Kellogg, Shaya	4-1	32	8.0	5-11	.455	3-8	.375	2-2	1.000	1	4	5	1.3	5	0	0	1	0	3	15	3.8			
32	Mulkey, Nancy	18-17	221	12.3	29-62	.468	0-0	.000	9-22	.409	17	36	53	2.9	30	0	2	21	40	7	67	3.7			
03	Wyatt, Derica	11-1	84	7.6	9-21	.429	7-18	.389	1-2	.500	3	5	8	0.7	3	0	3	3	0	1	26	2.4			
01	Williams, LaNesia	16-0	111	6.9	12-31	.387	0-3	.000	3-6	.500	2	11	13	0.8	7	0	6	8	1	6	27	1.7			
11	Rich, Morgan	2-0	4	2.0	1-2	.500	0-0	.000	0-0	.000	0	0	0	0.0	2	0	0	0	0	0	2	1.0			
30	Treece, McKenna	12-0	39	3.3	2-10	.200	0-4	.000	2-2	1.000	1	3	4	0.3	7	0	1	9	3	2	6	0.5			
24	Odimgbe, Ijeoma	11-0	34	3.1	1-3	.333	0-0	.000	0-4	.000	4	10	14	1.3	7	0	0	6	2	1	2	0.2			
12	Penzo, Gileysa	9-0	17	1.9	0-2	.000	0-0	.000	0-0	.000	0	3	3	0.3	3	0	4	4	0	0	0	0.0			
Team																									
Total.....		18	3675		472-1134	.416	120-342	.351	261-356	.733	204	497	701	38.9	317	5	246	273	108	144	1325	73.6			
Opponents.....		18	3675		463-1169	.396	118-346	.341	224-330	.679	258	508	766	42.6	347	11	259	303	70	141	1268	70.4			



SEASON STATISTICS

» HOME GAMES (14-2)

#	Player	gp-gs	min	avg	Total			3-Point			F-Throw			Rebounds					pts	avg			
					fg-fga	fg%	3fg-fga	3fg%	ft-fla	ft%	off	def	tot	avg	pf	dq	a	to			bk	sl	
23	Manning, Maddie	14-10	432	30.9	72-159	.453	19-55	.345	35-41	.854	15	60	75	5.4	32	0	33	26	5	27	198	14.1	
10	Little, Peyton	16-16	514	32.1	72-174	.414	26-73	.356	33-40	.825	14	31	45	2.8	20	0	21	22	7	24	203	12.7	
00	Pierre-Louis,Vionise	16-7	331	20.7	77-128	.602	0-0	.000	49-65	.754	36	83	119	7.4	38	1	12	29	32	10	203	12.7	
21	Ortiz, Gabbi	16-11	409	25.6	43-106	.406	19-49	.388	30-40	.750	20	45	65	4.1	17	0	53	20	0	19	135	8.4	
25	Carter, Gioya	15-13	315	21.0	42-104	.404	8-26	.308	30-39	.769	10	40	50	3.3	41	3	20	21	2	8	122	8.1	
33	Dungee, Chelsea	16-8	324	20.3	35-97	.361	10-31	.323	25-33	.758	7	27	34	2.1	24	0	16	25	2	6	105	6.6	
02	Edwards, T'ona	15-5	245	16.3	25-63	.397	3-12	.250	13-22	.591	12	32	44	2.9	19	0	44	32	1	27	66	4.4	
32	Mulkey, Nancy	16-8	182	11.4	27-54	.500	0-0	.000	12-18	.667	12	27	39	2.4	23	0	2	14	39	7	66	4.1	
01	Williams, LaNesia	14-0	136	9.7	18-43	.419	1-6	.167	4-7	.571	2	13	15	1.1	8	0	7	12	1	6	41	2.9	
22	Kellogg, Shaya	7-1	49	7.0	6-11	.545	3-7	.429	5-6	.833	1	8	9	1.3	7	0	1	1	0	3	20	2.9	
03	Wyatt, Derica	14-1	123	8.8	12-32	.375	9-27	.333	3-4	.750	3	5	8	0.6	5	0	5	6	0	4	36	2.6	
24	Odingbe, Ijeoma	13-0	84	6.5	6-12	.500	0-0	.000	13-19	.684	6	22	28	2.2	9	0	0	6	10	2	25	1.9	
11	Rich, Morgan	2-0	4	2.0	1-2	.500	0-0	.000	0-0	.000	0	0	0	0.0	2	0	0	0	0	0	2	1.0	
30	Treece, McKenna	14-0	82	5.9	4-17	.235	1-9	.111	2-2	1.000	4	18	22	1.6	10	0	1	10	5	2	11	0.8	
12	Penzo, Gileysa	10-0	45	4.5	2-6	.333	0-1	.000	0-0	.000	0	9	9	0.9	3	0	6	8	1	1	4	0.4	
Team																							
Total.....		16	3275		442-1008	.438	99-296	.334	254-336	.756	177	462	639	39.9	258	4	221	234	105	146	1237	77.3	
Opponents.....		16	3275		382-1026	.372	112-335	.334	183-258	.709	215	427	642	40.1	316	8	196	284	49	120	1059	66.2	

» AWAY GAMES (6-6)

#	Player	gp-gs	min	avg	Total			3-Point			F-Throw			Rebounds					pts	avg			
					fg-fga	fg%	3fg-fga	3fg%	ft-fla	ft%	off	def	tot	avg	pf	dq	a	to			bk	sl	
10	Little, Peyton	12-12	427	35.6	53-148	.358	21-66	.318	17-31	.548	16	27	43	3.6	25	0	19	16	6	22	144	12.0	
00	Pierre-Louis,Vionise	12-3	305	25.4	55-119	.462	0-0	.000	34-48	.708	35	73	108	9.0	37	1	12	43	28	8	144	12.0	
23	Manning, Maddie	11-10	362	32.9	38-94	.404	19-43	.442	11-21	.524	9	44	53	4.8	28	0	24	29	4	13	106	9.6	
21	Ortiz, Gabbi	12-11	379	31.6	34-108	.315	15-57	.263	32-35	.914	10	59	69	5.8	33	1	61	26	1	11	115	9.6	
33	Dungee, Chelsea	12-6	262	21.8	37-91	.407	11-30	.367	24-27	.889	8	26	34	2.8	21	0	7	16	3	10	109	9.1	
25	Carter, Gioya	12-8	266	22.2	40-99	.404	12-29	.414	15-18	.833	12	21	33	2.8	35	0	18	23	2	14	107	8.9	
02	Edwards, T'ona	8-1	96	12.0	14-32	.438	3-6	.500	3-6	.500	7	7	14	1.8	11	0	10	12	1	4	34	4.3	
03	Wyatt, Derica	6-0	56	9.3	7-17	.412	7-16	.438	0-0	.000	1	3	4	0.7	2	0	1	1	0	0	21	3.5	
32	Mulkey, Nancy	12-9	115	9.6	16-34	.471	0-0	.000	2-10	.200	9	20	29	2.4	18	0	0	11	18	2	34	2.8	
01	Williams, LaNesia	10-0	58	5.8	6-15	.400	1-1	1.000	2-4	.500	1	5	6	0.6	3	0	5	3	0	3	15	1.5	
24	Odingbe, Ijeoma	8-0	41	5.1	4-6	.667	0-0	.000	1-6	.167	5	10	15	1.9	7	0	1	4	1	1	9	1.1	
30	Treece, McKenna	5-0	20	4.0	2-6	.333	0-1	.000	0-0	.000	1	3	4	0.8	5	0	0	4	0	1	4	0.8	
12	Penzo, Gileysa	4-0	11	2.8	0-2	.000	0-0	.000	0-0	.000	0	1	1	0.3	3	0	2	1	0	0	0	0.0	
22	Kellogg, Shaya	1-0	2	2.0	0-1	.000	0-1	.000	0-0	.000	1	0	1	1.0	0	0	0	0	0	0	0	0.0	
Team																							
Total.....		12	2400		306-772	.396	89-250	.356	141-206	.684	155	322	477	39.8	228	2	160	190	64	89	842	70.2	
Opponents.....		12	2400		323-774	.417	85-242	.351	151-230	.657	163	345	508	42.3	204	4	184	187	51	95	882	73.5	

» NEUTRAL SITE GAMES (3-2)

#	Player	gp-gs	min	avg	Total			3-Point			F-Throw			Rebounds					pts	avg			
					fg-fga	fg%	3fg-fga	3fg%	ft-fla	ft%	off	def	tot	avg	pf	dq	a	to			bk	sl	
23	Manning, Maddie	5-3	168	33.6	19-51	.373	10-23	.435	26-28	.929	10	23	33	6.6	11	0	6	10	1	20	74	14.8	
10	Little, Peyton	5-5	156	31.2	20-56	.357	7-25	.280	16-17	.941	4	13	17	3.4	11	0	13	9	2	10	63	12.6	
00	Pierre-Louis,Vionise	5-4	112	22.4	19-41	.463	0-0	.000	8-13	.615	16	18	34	6.8	14	1	2	11	11	5	46	9.2	
21	Ortiz, Gabbi	5-2	109	21.8	15-38	.395	6-22	.273	7-7	1.000	3	4	7	1.4	12	1	7	10	0	4	43	8.6	
33	Dungee, Chelsea	5-4	109	21.8	9-26	.346	1-4	.250	11-14	.786	3	13	16	3.2	17	0	3	10	0	3	30	6.0	
02	Edwards, T'ona	5-3	97	19.4	11-28	.393	3-5	.600	5-10	.500	4	6	10	2.0	9	0	11	15	0	5	30	6.0	
32	Mulkey, Nancy	5-1	54	10.8	10-14	.714	0-0	.000	5-11	.455	5	10	15	3.0	7	1	0	5	5	2	25	5.0	
25	Carter, Gioya	5-3	75	15.0	6-26	.231	1-5	.200	5-7	.714	4	2	6	1.2	8	0	5	8	0	6	18	3.6	
01	Williams, LaNesia	4-0	47	11.8	5-12	.417	1-2	.500	3-4	.750	1	3	4	1.0	3	0	4	3	0	4	14	3.5	
03	Wyatt, Derica	4-0	24	6.0	3-9	.333	3-9	.333	0-0	.000	2	0	2	0.5	4	0	0	1	0	1	9	2.3	
24	Odingbe, Ijeoma	5-0	25	5.0	2-8	.250	0-0	.000	3-4	.750	6	7	13	2.6	6	0	0	4	2	1	7	1.4	
11	Rich, Morgan	1-0	1	1.0	0-0	.000	0-0	.000	1-2	.500	0	0	0	0.0	1	0	0	0	0	0	1	1.0	
30	Treece, McKenna	3-0	9	3.0	1-3	.333	0-1	.000	0-0	.000	0	2	2	0.7	2	0	0	2	0	1	2	0.7	
12	Penzo, Gileysa	1-0	7	7.0	0-0	.000	0-0	.000	0-0	.000	0	0	0	0.0	1	0	1	3	0	0	0	0.0	
22	Kellogg, Shaya	2-0	7	3.5	0-1	.000	0-1	.000	0-0	.000	0	0	0	0.0	0	0	0	0	0	0	0	0.0	
Team																							
Total.....		5	1000		120-313	.383	32-97	.330	90-117	.769	74	108	182	36.4	106	3	52	91	21	62	362	72.4	
Opponents.....		5	1000		126-284	.444	33-88	.375	70-101	.693	61	131	192	38.4	104	1	74	114	20	41	355	71.0	

POINT-REBOUNDS-ASSISTS

Date	Opponent	00 PIERRE-LOUIS	1 WILLIAMS	2 EDWARDS	3 WYATT	10 LITTLE	12 PENZO	21 ORTIZ	22 KELLOGG	23 MANNING	24 ODINGBE	25 CARTER	30 TREECE	32 MULKEY	33 DUNGEE
11/13	Southern Illinois	18-6-0	4-2-0	7-2-1	5-0-0	4-5-1	2-4-3	6-7-1	2-0-0	4-2-1	4-2-0	16-8-2	0-6-0	2-1-0	6-1-0
11/16	Little Rock	14-12-0	0-0-0	6-5-1	0-0-0	17-3-0	DNP	6-4-4	DNP	9-5-2	4-1-0	6-0-1	2-1-0	0-0-0	4-4-0
11/19	at BYU	9-13-2	3-0-1	3-4-2	3-0-0	16-2-0	0-0-0	4-8-7	DNP	11-4-0	6-7-0	9-6-2	0-2-0	2-1-0	2-1-0
11/23	South Dakota State	13-14-0	0-0-0	6-5-6	3-1-2	17-1-2	DNP	3-3-3	DNP	15-3-4	5-4-0	7-4-1	0-0-0	2-1-0	3-1-1
11/27	Colorado State	3-7-2	6-1-0	2-4-1	5-0-1	9-3-2	0-0-0	8-4-2	2-2-1	16-9-1	3-2-0	DNP	0-2-0	6-2-0	10-0-0
12/1	at Kentucky (17) \$	15-13-1	DNP	3-2-4	DNP	19-2-1	DNP	1-1-5	DNP	0-5-3	0-2-1	18-4-4	DNP	0-0-0	12-4-0
12/4	Oral Roberts	0-1-0	2-0-1	10-4-3	0-1-0	12-3-1	DNP	5-1-2	DNP	9-4-1	0-1-0	11-4-0	7-11-0	0-2-0	11-2-0
12/8	UTRGV	13-10-0	5-2-2	12-6-6	3-1-0	4-2-2	2-2-1	6-2-4	1-1-0	12-5-2	8-6-0	2-2-2	0-0-0	11-1-0	13-1-1
12/11	Tulsa	2-5-1	9-3-2	2-1-5	3-1-0	15-1-0	0-1-0	8-3-3	0-2-0	24-8-1	1-2-0	2-2-1	DNP	10-6-0	9-2-1
12/19	vs. Xavier #	10-5-0	5-1-2	10-2-3	0-2-0	19-6-3	0-1-0	5-3-2	DNP	17-8-1	0-2-0	1-0-2	DNP	10-7-0	4-3-1
12/20	vs. California #	2-6-0	0-0-0	7-2-3	DNP	15-3-4	DNP	17-1-0	DNP	16-7-2	1-9-0	4-2-1	0-0-0	6-2-0	6-3-1
12/21	Portland State #	7-6-0	6-3-2	12-4-2	0-0-0	6-2-0	0-0-1	5-1-1	0-0-0	17-4-1	0-0-0	1-1-0	2-1-0	8-2-0	9-2-1
12/29	at Kansas	4-7-1	3-3-1	DNP	3-1-1	15-8-2	0-1-2	7-5-8	0-1-0	17-4-2	DNP	6-1-4	0-0-0	14-9-0	15-2-1
1/1	TCU	13-9-1	2-2-1	3-5-3	DNP	25-3-1	DNP	7-7-6	DNP	12-8-1	0-1-0	4-3-0	2-0-0	8-5-0	11-2-2
1/4	Kansas State (25)	17-6-4	DNP	2-2-4	0-0-0	8-3-3	0-0-0	16-4-3	DNP	20-11-4	0-3-0	12-4-1	0-0-0	4-2-2	6-2-1
1/8	at West Virginia (17)	9-6-1	6-1-0	11-3-1	DNP	17-3-3	DNP	15-5-3	DNP	3-1-1	0-0-0	4-3-0	DNP	6-5-0	2-1-0
1/11	at Iowa State	18-16-0	0-0-0	DNP	3-0-1	8-3-0	DNP	11-6-3	DNP	10-5-3	0-0-0	11-3-2	4-1-0	0-0-0	2-2-1
1/14	Texas Tech	10-11-0	2-0-1	4-3-2	5-3-0	18-5-2	0-1-1	10-5-1	0-0-0	6-2-3	0-2-0	5-6-1	0-1-0	4-1-0	0-2-0
1/17	at Texas (12)	16-7-1	0-1-1	9-3-1	DNP	14-4-1	DNP	2-5-4	DNP	9-4-1	DNP	3-1-1	DNP	0-2-0	15-4-0
1/22	Oklahoma State	15-6-0	0-0-0	0-1-3	0-0-0	10-2-0	DNP	9-2-3	DNP	20-3-3	DNP	3-0-0	0-0-0	4-5-0	7-4-0
1/25	Iowa State	15-6-1	DNP	0-0-0	DNP	16-2-1	0-1-1	14-33	DNP	21-6-4	DNP	8-6-0	0-0-0	0-2-0	4-3-1
1/29	at Baylor (2)	10-6-0	0-0-1	6-1-1	0-2-0	15-4-1	DNP	10-10-3	DNP	11-9-1	0-2-0	2-0-2	0-0-0	4-2-0	0-0-0
2/1	Kansas	7-7-0	2-1-0	3-2-5	0-0-1	16-4-2	0-0-0	12-6-5	7-2-0	19-7-4	0-2-0	11-2-1	0-0-0	5-4-0	7-0-2
2/4	at Oklahoma State	8-4-0	0-1-0	DNP	DNP	11-3-2	0-0-0	17-5-3	DNP	11-9-3	0-0-0	9-2-0	DNP	0-1-0	10-2-0
2/7	West Virginia	33-13-3	4-1-0	DNP	5-0-0	13-5-3	0-0-0	9-7-4	DNP	DNP	0-2-0	14-2-2	0-1-1	3-6-0	9-2-1
2/11	at Texas Tech	10-14-2	2-0-1	DNP	3-1-0	0-3-2	0-0-0	18-7-3	DNP	DNP	DNP	12-3-1	DNP	0-1-0	18-9-2
2/18	Texas (8)	21-4-0	2-1-0	0-0-0	0-0-0	15-2-0	DNP	14-5-5	DNP	DNP	DNP	10-5-1	0-0-0	7-0-0	5-2-5
2/21	at Kansas State	21-11-3	0-0-0	0-0-1	DNP	11-3-2	DNP	10-4-8	DNP	7-2-4	DNP	8-3-1	DNP	2-1-0	12-2-2
2/25	at TCU	18-4-0	1-0-0	2-0-0	DNP	3-5-3	DNP	13-7-8	DNP	15-7-3	2-2-0	8-7-0	0-1-0	6-6-0	5-5-0
2/27	Baylor (2)	9-2-0	3-2-0	9-4-4	7-1-0	4-1-1	DNP	2-2-4	8-2-0	11-2-2	0-0-0	11-2-1	DNP	0-1-0	0-1-1
3/4	West Virginia !	10-8-0	3-0-0	1-2-2	6-0-0	5-1-1	DNP	4-1-2	DNP	14-5-2	6-2-0	4-2-1	DNP	1-4-0	4-2-0
3/18	Gonzaga &	17-9-1	DNP	0-0-1	3-0-0	17-9-1	DNP	12-1-2	DNP	10-9-0	0-0-0	8-1-1	0-1-0	0-0-0	7-6-0
3/20	Washington (12) &	6-7-1	DNP	0-1-0	9-0-0	14-3-2	DNP	7-6-6	DNP	12-3-3	1-2-0	17-0-1	DNP	0-1-0	16-2-1

STARTING LINEUP INFORMATION

	1	2	3	4	5	GAMES	RECORD
Ortiz	Carter	Little	Manning	Pierre-Louis		1, 2, 3, 4	4-0
Edwards	Dungee	Little	Manning	Pierre-Louis		5, 33	1-1
Edwards	Carter	Little	Manning	Pierre-Louis		6	0-1
Edwards	Dungee	Little	Carter	Pierre-Louis		7, 8, 9, 10, 11	6-2
Edwards	Dungee	Little	Manning	Pierre-Louis		12	1-0
Ortiz	Dungee	Little	Manning	Mulkey		13, 14, 15, 16, 17, 29, 31, 32	5-3
Ortiz	Carter	Little	Manning	Mulkey		18, 19, 20, 21, 22, 23, 24	5-2
Ortiz	Dungee	Little	Carter	Mulkey		25, 26, 27, 28	3-1
Edwards	Wyatt	Little	Carter	Kellogg		30	0-1

START CHART

PLAYER	13	14	15	16	17	TOT.	CONS.	REC. AS A STARTER
Peyton Little			31	32	33	96	42	67-29
Gabbi Ortiz			33	33	24	90	3	61-29
Gloya Carter		18	26	18	24	85		58-27
Maddie Manning	3		31	24	58	3		41-17
Nancy Mulkey				18	18			13-5
Derica Wyatt		1		16	1	18		12-6
Chelsea Dungee					18	18	2	12-6
Vionise Pierre-Louis			1		14	15	2	10-5
T'ona Edwards				2	9	11		7-4
LaNesia Williams			6	1		7		3-4

MISCELLANEOUS STATISTICS

CATEGORY	2016-17	STR
All Games	23-10	L-1
Home Games	14-2	L-1
Road Games	6-6	L-1
Neutral Games	3-2	W-1
vs. Big 12 Teams	13-6	L-2
Big 12 Regular Season	13-5	L-1
Big 12 Tournament	0-1	L-2
Home Games	8-1	L-1
Road Games	5-4	W-1
Neutral Games	0-1	L-2
vs. Non-Conference Teams	10-4	L-1
Home Games	6-1	W-2
Road Games	1-2	L-2
Neutral Games	3-1	W-2
vs. AP Ranked Foes	2-6	L-2
vs. AP Ranked Foes at Home	2-1	L-1
In Overtime	2-0	W-2
Leading at Halftime	16-2	W-12
Trailing at Halftime	7-8	L-4
Tied at Halftime		W-3
Games Decided by 1-9 Points	9-3	W-1
3 Points or Less	2-0	W-2
4-6 Points	3-0	W-5
7-9 Points	4-3	W-1
Games Decided by 10+ Points	14-7	L-1
10-19 Points	8-3	W-1
20+ Points	2-4	L-3
OU Shoots Better than 45%	7-2	L-2
OU Shoots Less than 45%	16-8	W-1
Opp. Shoots Better Than 45%	5-8	L-5
Opp. Shoots Less Than 45%	18-2	W-11
OU Shoots Better Than Opp.	17-1	W-2
Opp. Shoots Better/Equal %	6-8	L-3
OU Outboundes Opp.	13-2	L-1
Tied/outboundes by Opp.	10-8	L-1
OU Has More Ft. Att.	17-3	L-2
Opp Has More/Equal Ft. Att.	6-7	L-1
OU Makes 10+ 3-Pointers	2-2	L-1
OU Makes 5-9 3-Pointers	17-6	L-1
OU Makes 0-4 3-Pointers	4-2	L-2
Opp. Makes 10+ 3-Pointers	4-3	L-2
Opp. Makes 5-9 3-Pointers	17-6	L-2
Opp. Makes 0-4 3-Pointers	4-1	W-1
OU Has 0-9 Turnovers	3-0	W-6
OU Has 10-15 Turnovers	10-2	L-2
OU Has 16+ Turnovers	10-8	W-1
Opp. Has 0-9 Turnovers	0-1	L-2
Opp. Has 10-15 Turnovers	7-3	W-1
Opp. Has 16+ Turnovers	16-6	L-2
OU Has Same/Fewer TOs	18-5	L-2
OU Has More TOs	5-5	L-1
OU Wins/Ties Reb. & TO Margin	13-0	W-30
OU Scores Less Than 50 Pts.		W-1
OU Scores 50-59 Pts.	0-2	L-3
OU Scores 60-69 Pts.	7-4	L-1
OU Scores 70-79 Pts.	7-3	W-2
OU Scores 80-89 Pts.	7-1	L-1
OU Scores 90+ Pts.	2-0	W-9
Opp. Scores Less Than 50 Pts.	2-0	W-73
Opp. Scores 50-59 Pts.	7-0	W-15
Opp. Scores 60-69 Pts.	10-0	W-13
Opp. Scores 70-79 Pts.	2-2	L-1
Opp. Scores 80-89 Pts.	2-5	L-1
Opp. Scores 90+Points	0-2	L-12
0-1 Players in Double Fig.		L-1
2 Players in Double Fig.	5-2	L-2
3 Players in Double Fig.	6-3	W-3
4 Players in Double Fig.	10-5	L-1
5+ Players in Double Fig.	2-0	W-4
In November	5-0	W-9
In December	5-3	W-2
In January	6-3	L-1
In February	6-2	L-1
In March	1-2	L-1
On Sunday	5-3	L-1
On Monday	1-2	L-2
On Tuesday	1-3	L-1
On Wednesday	7-0	W-7
On Thursday	2-1	W-2
On Friday		W-1
On Saturday	7-1	W-1
White Uniforms	14-4	W-1
Crimson Uniforms	8-6	L-1
Pink Uniforms	1-0	W-1

10+ POINTS	2017	CAREER
Peyton Little	23 (17-6)	66 (47-19)
Maddie Manning	22 (17-5)	44 (33-11)
Gioya Carter	11 (8-3)	42 (26-16)
Vionise Pierre-Louis	20 (14-6)	37 (26-11)
Gabbi Ortiz	14 (10-4)	36 (23-13)
Derica Wyatt		16 (11-5)
Chelsea Dungee	11 (6-5)	11 (6-5)
T'ona Edwards	5 (3-2)	9 (5-4)
Nancy Mulkey	4 (4-0)	4 (4-0)
Gileysa Penzo	1 (1-0)	1 (1-0)
McKenna Treece		1 (1-0)

20+ POINTS	2017	CAREER
Peyton Little	1 (1-0)	8 (6-2)
Gioya Carter		4 (3-1)
Maddie Manning	4 (4-0)	4 (4-0)
Vionise Pierre-Louis	2 (1-1)	4 (3-1)
Gabbi Ortiz		1 (1-0)

30+ POINTS	2017	CAREER
Peyton Little		1 (1-0)
Vionise Pierre-Louis	1 (1-0)	1 (1-0)

10+ REBOUNDS	2017	CAREER
Vionise Pierre-Louis	10 (8-2)	11 (9-2)
Maddie Manning	1 (1-0)	2 (1-1)
Gabbi Ortiz	1 (0-1)	2 (1-1)
Peyton Little		1 (1-0)
McKenna Treece	1 (0-1)	1 (0-1)

DOUBLE-DOUBLES	2017	CAREER
Vionise Pierre-Louis	9 (7-2)	10 (8-2)
Maddie Manning	2 (2-0)	2 (1-0)
Gabbi Ortiz		2 (1-1)
Peyton Little		1 (1-0)

FILLS THE BOX SCORE	2017	CAREER
Gabbi Ortiz	6 (5-1)	6 (5-1)
Maddie Manning	1 (0-1)	5 (2-3)
T'ona Edwards	1 (1-0)	3 (3-0)
Nancy Mulkey	2 (2-0)	2 (2-0)
Gioya Carter	1 (1-0)	1 (1-0)
Chelsea Dungee	1 (1-0)	1 (1-0)
Peyton Little	1 (1-0)	1 (1-0)
Vionise Pierre-Louis	1 (1-0)	1 (1-0)
Derica Wyatt		1 (1-0)

» At least five in three statistical categories with (pt, reb, blk, ast, stl)

CONSECUTIVE 10-POINT GAMES	2017	CAREER
Maddie Manning		5
Peyton Little		2
Gioya Carter		1
Chelsea Dungee		1

CONSECUTIVE GAMES WITH A 3-POINTER	2017	CAREER
Maddie Manning		12
Peyton Little		4
Derica Wyatt		4
Gioya Carter		2
Chelsea Dungee		2
Gabbi Ortiz		2

CONSECUTIVE FREE THROWS MADE	2017	CAREER
Gabbi Ortiz		21
Peyton Little		8
Chelsea Dungee		6
Gioya Carter		5
Shaya Kellogg		2
Ijeoma Odimgbo		2
Vionise Pierre-Louis		2
T'ona Edwards		1
Maddie Manning		1

AND-ONE	2017	PCT.
Gioya Carter	4-4	1.000
Nancy Mulkey	1-1	1.000
Ijeoma Odimgbo	1-1	1.000
LaNesia Williams	1-1	1.000
Maddie Manning	5-6	.833
Gabbi Ortiz	4-5	.800
Chelsea Dungee	3-4	.750
Peyton Little	9-13	.692
Vionise Pierre-Louis	8-13	.615
T'ona Edwards	2-4	.500

FIRST SUB	2017	CAREER
Vionise Pierre-Louis	17	37
T'ona Edwards	3	7
Derica Wyatt	1	7
Ijeoma Odimgbo	5	5
Gabbi Ortiz	5	5
Gioya Carter	3	4
LaNesia Williams	2	4
Maddie Manning	3	3
Chelsea Dungee	2	2
Shaya Kellogg		2
McKenna Treece	1	2
Peyton Little		1

FIRST POINTS	2P	3P	FT	TOT.
Vionise Pierre-Louis	6	1	1	7
Maddie Manning	3	1	1	5
Peyton Little	2	1	2	5
Gioya Carter	3	1	4	4
Chelsea Dungee	3	1	4	4
Nancy Mulkey	4	4	4	4
T'ona Edwards	1	1	2	2
Gabbi Ortiz	2	2	2	2

POINTS LEADER	2017	CAREER
Peyton Little	11 (8-3)	32 (21-11)
Maddie Manning	10 (8-2)	14 (11-3)
Gioya Carter	2 (0-2)	13 (6-7)
Vionise Pierre-Louis	8 (6-2)	13 (10-3)
Gabbi Ortiz	3 (2-1)	9 (8-1)
Derica Wyatt		2 (1-1)
Chelsea Dungee	2 (2-0)	2 (2-0)

REBOUNDS LEADER	2017	CAREER
Vionise Pierre-Louis	19 (13-6)	30 (20-10)
Maddie Manning	9 (9-0)	16 (12-4)
Gabbi Ortiz	2 (1-1)	9 (4-5)
Gioya Carter	3 (3-0)	8 (7-1)
Peyton Little		3 (2-1)
T'ona Edwards	1 (0-1)	3 (1-2)
McKenna Treece	1 (0-1)	2 (0-2)
Derica Wyatt		2 (1-1)
Chelsea Dungee	1 (1-0)	1 (1-0)
Ijeoma Odimgbo	1 (0-1)	1 (0-1)
Nancy Mulkey	1 (1-0)	1 (1-0)
LaNesia Williams		1 (1-0)

ASSISTS LEADER	2017	CAREER
Gabbi Ortiz	21 (12-9)	37 (21-16)
T'ona Edwards	11 (8-3)	29 (21-8)
Maddie Manning	6 (5-1)	18 (14-4)
Gioya Carter	1 (1-0)	10 (9-1)
Peyton Little	4 (2-2)	9 (7-2)
Vionise Pierre-Louis	2 (2-0)	2 (2-0)
Chelsea Dungee	1 (1-0)	1 (1-0)
Gileysa Penzo	1 (1-0)	1 (1-0)

INDIVIDUAL HIGHS

»OKLAHOMA HIGHS

Points	33, Vionise Pierre-Louis, vs. West Virginia (2/7)
Field Goals	12, Vionise Pierre-Louis, vs. West Virginia (2/7)
Field Goal Attempts	18, Vionise Pierre-Louis, vs. West Virginia (2/7)
FG Pct. (min. 5 made)	.889 (8-of-9) Maddie Manning, vs. Kansas (2/1)
3-Point Field Goals	5, Peyton Little, vs. Kentucky (12/1)
3-Point FG Attempts	12, Peyton Little, vs. Kentucky (12/1)
3-Point FG Pct. (min. 4 made)	1.000 (4-of-4), Gabbi Ortiz, vs. Kansas State (1/4)
Free Throws	10, Chelsea Dungee, at Texas (1/17)
Free Throw Attempts	12, Gabbi Ortiz, vs. West Virginia (2/7) 12, Vionise Pierre-Louis, vs. West Virginia (2/7)
Free Throw Pct. (min. 10-for-10)	Chelsea Dungee, at Texas (1/17)
Rebounds	16, Vionise Pierre-Louis, at Iowa State (1/11)
Assists	8, Gabbi Ortiz, at TCU (2/25) 8, Gabbi Ortiz, at Kansas State (2/21) 8, Gabbi Ortiz, vs. West Virginia (12/29)
Turnovers	7, Maddie Manning, at Kansas (12/29)
Blocked Shots	9, Vionise Pierre-Louis, vs. Gonzaga (3/18)
Steals	10, Maddie Manning, vs. Portland State (12/21)

»OPPONENT HIGHS

Points	38, Kelsey Plum, Washington (3/20)
Field Goals	14, Tynice Martin, West Virginia (2/7)
Field Goal Attempts	24, Tynice Martin, West Virginia (2/7)
FG Pct. (min. 5 made)	1.000 (7-for-7), Kalani Brown, Baylor (2/27) 1.000 (6-for-6), Dayo Olabode, Texas Tech (2/11)
3-Point Field Goals	6, Kelsey Plum, Washington (3/20) 6, Natalie Romeo, Washington (3/20) 6, Tynice Martin, West Virginia (2/7) 6, Ebony Parker, Tulsa (12/11)
3-Point Field Goal Attempts	11, Tynice Martin, West Virginia (2/7)
3-Point FG Pct. (min. 3 made)	1.000 (3-for-3), Aaron, McDonald Washington (3/20) 1.000 (3-for-3), Dayo Olabode, Texas Tech (2/11)
Free Throws	16, Kristine Anigwe, California (12/20)
Free Throw Attempts	22, Kristine Anigwe, California (12/20)
Free Throw Pct. (min. 6-for-6)	Shaelyn Martin, Kansas State (1/4)
Rebounds	15, Chantel Osahor, Washington (3/20) 15, Kaylee Jensen, Oklahoma State (2/4) 15, Kristine Anigwe, California (12/20)
Assists	11, Kelsey Plum, Washington (3/20)
Turnovers	8, Ashley Bolston, Portland State (12/21) 8, Mikayla Cowling, California (12/20) 8, Bernesha Peters, UTRGV (12/8)
Blocked Shots	5, Brittany Brewer, Texas Tech (2/11) 5, Lauren Cox, Baylor (1/29)
Steals	5, Adeola Akomolafe, TCU (2/25)

»OKLAHOMA'S TOP INDIVIDUAL PERFORMANCES

POINTS

33.....	Vionise Pierre-Louis vs. West Virginia (2/7)
25.....	Peyton Little vs. TCU (1/1)
24.....	Maddie Manning vs. Tulsa (12/11)
21.....	Vionise Pierre-Louis at Kansas State (2/21)
21.....	Vionise Pierre-Louis vs. Texas (2/18)
21.....	Maddie Manning vs. Iowa State (1/25)
20.....	Maddie Manning vs. Oklahoma State (1/22)
20.....	Maddie Manning vs. Kansas State (1/4)

REBOUNDS

16.....	Vionise Pierre-Louis at Iowa State (1/11)
14.....	Vionise Pierre-Louis at Texas Tech (2/11)
14.....	Vionise Pierre-Louis vs. South Dakota State (11/23)
13.....	Vionise Pierre-Louis vs. West Virginia (2/7)
13.....	Vionise Pierre-Louis at BYU (11/19)
13.....	Vionise Pierre-Louis at Kentucky (12/1)

ASSISTS

8.....	Gabbi Ortiz at TCU (2/25)
8.....	Gabbi Ortiz at Kansas State (2/21)
8.....	Gabbi Ortiz at Kansas (12/29)
7.....	Gabbi Ortiz at BYU (11/19)
6.....	Gioya Carter vs. Iowa State (1/25)
6.....	Gabbi Ortiz vs. TCU (1/1)
6.....	T'ona Edwards vs. UTRGV (12/8)
6.....	T'ona Edwards vs. South Dakota State (11/23)

BLOCKED SHOTS

9.....	Vionise Pierre-Louis vs. Gonzaga (3/18)
8.....	Nancy Mulkey vs. Kansas (2/1)
7.....	Nancy Mulkey at Kansas (12/29)
6.....	Nancy Mulkey vs. TCU (1/1)

STEALS

10.....	Maddie Manning vs. Portland State (12/21)
7.....	Maddie Manning vs. California (12/20)
6.....	T'ona Edwards vs. Baylor (2/27)
5.....	Peyton Little vs. California (1/1)

3-POINT FIELD GOALS

5.....	Peyton Little at Kentucky (12/1)
4.....	five times

FREE THROW MAKES

10.....	Chelsea Dungee at Texas (1/17)
9.....	Gabbi Ortiz vs. West Virginia (2/7)
9.....	Vionise Pierre-Louis vs. West Virginia (2/7)
8.....	Gabbi Ortiz at Oklahoma State (2/4)
8.....	Maddie Manning vs. California (12/20)
7.....	Gioya Carter at Iowa State (1/11)

TEAM HIGHS AND LOWS

» OKLAHOMA

	HIGH	LOW
Points	92 vs. UTRGV (12/8)	54 at Baylor (1/29)
Points in a Half	54 (second half) vs. California (12/20)	22 (three times)
Points in a Quarter	33 (fourth quarter) vs. California (12/20)	4 (first quarter) vs. Baylor (2/27)
Winning Margin	37 vs. Kansas (2/1)	1 vs. Texas (2/18)
Field Goals	36 vs. UTRGV (12/8)	18 vs. Baylor (2/18)
Field Goal Attempts	75 at Texas Tech (2/11)	52 vs. Colorado State (11/27)
Field Goal Percentage	.593 vs. Kansas (2/1)	.260 at Baylor (1/29)
3-Point Field Goals	11 at Kentucky (12/1)	1 vs. Southern Illinois (11/13)
3-Point Field Goal Attempts	30 at Kentucky (12/1)	9 vs. Tulsa (12/11)
3-Point FG Pct. (min. 10 att.)	.545 at TCU (2/25)	.063 vs. Southern Illinois (11/13)
Free Throws Made	26 vs. TCU (1/1)	5 at Kansas State (2/21)
Free Throw Attempts	35 vs. TCU (1/1)	9 vs. Oral Roberts (12/4) and Kansas State (2/21)
Free Throw Pct. (min. 10 att.)	.947 at Texas (1/17)	.467 at Kentucky (12/1) and Kansas (12/29)
Rebounds	56 at BYU (11/19)	23 by Baylor (2/27)
Personal Fouls	30 vs. California (12/20)	10 vs. South Dakota State (11/23)
Assists	22 vs. Kansas State (1/4)	8 (three times)
Turnovers	28 vs. California (12/20)	7 at Texas Tech (2/11)
Blocked Shots	13 vs. Kansas (2/1)	1 vs. West Virginia (3/4)
Steals	27 vs. Portland State (12/21)	2 at Kentucky (12/1)

» OPPONENTS

	HIGH	LOW
Points	108 by Washington (3/20)	45 by Texas Tech (1/14)
Points in a Half	59 (second half) by Baylor (2/27)	16 (second half) by Southern Illinois (11/13)
Points in a Quarter	31 (fourth quarter) by Baylor (2/27)	2 (third quarter) by Southern Illinois (11/13)
Winning Margin	39 by Baylor (2/27)	7 by Oral Roberts (12/4)
Field Goals	37 (twice) by Baylor (1/29 and 2/27)	17 by UTRGV (12/8)
Field Goal Attempts	75 vs. Southern Illinois (11/13)	40 by Portland State (12/21)
Field Goal Percentage	.571 by Washington (3/20)	.217 by TCU (2/25)
3-Point Field Goals	11 (four times)	3 by Texas Tech (1/14) and Gonzaga (3/18)
3-Point Field Goal Attempts	32 by Colorado State (11/23)	10 by Kansas State (2/21)
3-Point FG Pct. (min. 10 att.)	.600 by Washington (3/20)	.167 by Southern Illinois (11/13) and Gonzaga (3/18)
Free Throws Made	28 by California (12/20)	4 by Texas Tech (1/14)
Free Throw Attempts	40 by California (12/20)	7 by Tulsa (12/11)
Free Throw Pct. (min. 10 att.)	.889 by West Virginia (2/7)	.333 by Kansas (12/29)
Rebounds	59 by Baylor (2/27)	29 by Xavier (12/19)
Personal Fouls	27 (twice) by TCU (1/1) and West Virginia (2/7)	12 by Kentucky (12/1)
Assists	27 by Baylor (1/29)	5 by UTRGV (12/8)
Turnovers	42 by Portland State (12/21)	8 by Washington (3/20)
Blocked Shots	8 by Baylor (1/29)	0 by Iowa State (1/25)
Steals	14 by TCU (2/25)	3 by Oklahoma State (1/22)

LAST TIME ...

LAST TIME AN OKLAHOMA TEAM...

Scored 100 points:	Oklahoma 111, Quinnipiac 84 in Stanford, Calif. (Mar. 21, 2015)
Scored 100 points in a Big 12 game:	Never
Scored 100 at Oklahoma:	Oklahoma 104, Bradley 55 in Norman, Okla. (Nov. 21, 2014)
Scored 100 points and lost:	DePaul 104, Oklahoma 100 in Durham, N.C. (Mar. 22, 2014)
Scored 110 points:	Oklahoma 111, Quinnipiac 84 in Stanford, Calif. (Mar. 21, 2015)
Scored 115 points:	Oklahoma 117, Sacramento State 55 in Norman, Okla. (Nov. 13, 2011)
Scored at least 60 points in a half:	66 (second half) vs. DePaul in Durham, N.C. (Mar. 22, 2014)
Scored at least 50 points in a half:	50 (second half) vs. TCU in Norman, Okla. (Jan. 1, 2017)
Had 35+ rebound margin:	36 - Oklahoma 66, SMU 30 in Norman, Okla. (Nov. 13, 2005)
Had 25+ rebound margin:	25 - Oklahoma 46, Samford 21 in Norman, Okla. (Dec. 29, 2013)
Had 20+ rebound margin:	20 - Oklahoma 42, Winthrop 22 in Norman, Okla. (Nov. 13, 2015)
Attempted 35 free throws:	35 vs. TCU in Norman, Okla. (Jan. 1, 2017)
Attempted 40 free throws:	41 vs. Louisville in Norman, Okla. (Nov. 17, 2013)
Attempted 5 free throws or less:	4 at Nebraska in Lincoln, Neb. (Jan. 10, 2009)
Made 30 free throws:	35 vs. Louisville (35-41) in Norman, Okla. (Nov. 17, 2013)
Had 25 assists:	27 vs. Quinnipiac in Stanford, Calif. (Mar. 21, 2015)
Had 25 turnovers:	28 vs. California in Las Vegas, Nev. (Dec. 20, 2016)
Had 25+ steals:	27 vs. Portland State in Las Vegas, Nev. (Dec. 21, 2016)
Had 20-24 steals:	21 vs. Arkansas-Pine Bluff in Norman, Okla. (Dec. 29, 2010)
Had 15-19 steals:	18 vs. California in Las Vegas, Nev. (Dec. 20, 2016)
Had 10-14 blocks:	11 vs. Gonzaga in Seattle, Wash. (March 18, 2017)
Had 15+ blocks:	15 vs. Texas in Oklahoma City, Okla. (Mar. 7, 2007)
Played an overtime game:	Oklahoma 90, West Virginia 87 (20T) in Norman, Okla. (Feb. 7, 2017)
Won an overtime game:	Oklahoma 85, Kansas State 80 (10T) in Norman, Okla. (Jan. 4, 2017)
Lost an overtime game:	Iowa State 84, Oklahoma 76 (10T) at Ames, Iowa (Feb. 17, 2015)
Played a double overtime game:	Oklahoma 90, West Virginia 87 (20T) in Norman, Okla. (Feb. 7, 2017)
Played three or more overtimes:	Never
Shot 60% for a game:	60.0% (33-of-55) vs. Iowa State in Norman, Okla. (Feb. 27, 2016)
Shot less than 30% for a game:	25.5% (12-of-47) vs. Oklahoma State at Stillwater, Okla. (Jan. 16, 2016)
Shot 90% from the free throw line (min 10 attempts):	19-of-21 (90.5%) vs. Gonzaga (March 18, 2017)
Shot 50% from 3-point line:	6-of-11 (54.5%) at TCU in Fort Worth, Texas (Feb. 25, 2017)
Shot 20-30% in a half:	7-of-33 (21.2%) vs. Baylor in Norman, Okla. (Feb. 27, 2017)
Shot less than 20% in a half:	13.3% (4-of-30) at Texas in Austin, Texas (Feb. 26, 2005)
Made at least 10 3-point field goals:	12-of-26 vs. Washington in Seattle, Wash. (March 20, 2017)
Made 15 3-point field goals:	15 vs. Texas Tech in Norman, Okla. (Mar. 3, 2014)
Failed to make a 3-point field goal:	0-of-17 at West Virginia in Morgantown, W. Va. (Feb. 17, 2016)
Had at least 70 rebounds:	75 vs. Cameron, (Nov. 30, 1982)
Had at least 60 rebounds:	62 vs. Oregon in Honolulu, Hawaii (Nov. 24, 2012)
Had at least 50 rebounds:	50 at TCU in Fort Worth, Texas (Feb. 25, 2017)
Scored less than 10 points in a quarter:	4 (first quarter) vs. Baylor in Norman, Okla. (Feb. 27, 2017)
Scored less than 20 points in a 1st half:	19 points at West Virginia in Morgantown, W. Va. (Feb. 17, 2016)
Scored less than 20 points in a 2nd half:	12 points at Texas in Austin, Texas (Feb. 26, 2005)
Scored 41-50 in a game:	42 points at Oklahoma State in Stillwater, Okla. (Jan. 16, 2016)
Scored less than 40 points in a game:	36 points vs. Texas at Austin, Texas (Feb. 26, 2005)

LAST TIME AN OKLAHOMA PLAYER...

Scored 30 points:	33, Vionise Pierre-Louis vs. West Virginia in Norman, Okla. (Feb. 7, 2017)
Scored 35 points:	36, Aaryn Ellenberg vs. DePaul in Durham, N.C. (Mar. 22, 2014)
Scored 40 points:	41, Courtney Paris vs. Oklahoma State (Feb. 4, 2007)
Attempted 25 field goals:	27, Aaryn Ellenberg vs. Texas in Austin, Texas (Jan. 8, 2014)
Had 5 blocks:	9, Vionise Pierre-Louis vs. Gonzaga in Seattle, Wash. (March 18, 2017)
Had 10 blocks:	10, Courtney Paris vs. Texas Tech in Lubbock, Texas (March 1, 2006)
Had 5 steals:	7, Maddie Manning vs. California in Las Vegas, Nev. (Dec. 20, 2016)
Had 10 steals:	10, Maddie Manning vs. Portland State in Las Vegas, Nev. (Dec. 21, 2016)
Had 10 assists:	10, Morgan Hook vs. UCLA in Los Angeles, Calif. (Nov. 24, 2013)
Had 15 assists:	16, Dionnah Jackson vs. Texas A&M in College Station, Texas (Jan. 22, 2005)
Had 15 rebounds:	16, Vionise Pierre-Louis at Iowa State in Ames, Iowa (Jan. 11, 2017)
Had 20 rebounds:	20, Courtney Paris vs. Texas Tech in Lubbock, Texas (Feb. 17, 2009)
Made 10 field goals	12, Vionise Pierre-Louis vs. West Virginia in Norman, Okla. (Feb. 7, 2017)
Made 15 field goals:	16, Courtney Paris (16-of-22) vs. Oklahoma State in Norman, Okla. (Feb. 4, 2007)
Made 5 three-point field goals:	5, Peyton Little at Kentucky in Lexington, Ky. (Dec. 1, 2016)
Recorded a double-double:	Vionise Pierre-Louis (21 pts/11 reb) at Kansas State in Manhattan, Kan. (Feb. 21, 2017)
Two players recorded a double-double: ...	Gabbi Ortiz (15 pts/12 rebs) and Sharane Campbell-Olds (14 pts/10 rebs) vs. Illinois in St. Thomas, U.S.V.I. (Nov. 29, 2014)
Recorded a double-double with points and assists:	Morgan Hook (13 points/ 12 assists) vs. TCU (Jan. 9, 2013)
Recorded a double-double with points and steals: Maddie Manning (17 points/10 steals) vs. Portland State in Las Vegas, Nev. (Dec. 21, 2016)	
Recorded a triple-double:	Courtney Paris (18 pts, 13 rebs, 10 blocks) vs. Texas Tech in Lubbock, Texas (Mar. 1, 2006)
Recorded consecutive double-doubles:	Vionise Pierre-Louis (21 pts/4 reb) vs. Texas in Norman, Okla. (Feb. 18, 2017)
Recorded three consecutive double-doubles:	(21 pts/11 reb) at Kansas State in Manhattan, Kan. (Feb. 21, 2017)
Recorded three consecutive double-doubles:	Kaylon Williams (21pts/ 12 rebs) vs. Tulsa in Tulsa, Okla. (Dec. 9, 2015)
Had a double-double at halftime:	(16 pts/ 12 rebs) vs. UTSA in Norman, Okla. (Dec. 13, 2015), (12 pts/ 13 rebs) vs. Texas A&M in Oklahoma City, Okla. (Dec. 20, 2015)
Had a double-double at halftime:	Kaylon Williams (10 pts/10 rebs) vs. UTSA in Norman, Okla. (Dec. 13, 2015)
Five players scored in double figures:	Peyton Little (19), Maddie Manning (17), T'ona Edwards (10), Nancy Mulkey (10), Vionise Pierre-Louis (10)
Six players scored in double figures: ...	vs. Xavier in Las Vegas, Nev. (Dec. 19, 2016)
Six players scored in double figures: ...	Kaylon Williams (12), Gabbi Ortiz (16), Sharane Campbell (11), Vionise Pierre-Louis (15), Maddie Manning (15) and McKenna Treece (14)
vs. Quinnipiac in Stanford, Calif. (Mar. 21, 2015)	

Seven players scored in double figures: Nicole Griffin (14), Aaryn Ellenberg (28), Morgan Hook (12), Jelena Cerina (11), DaShawn Harden (15), Sharane Campbell (11), Whitney Hand (18) vs. Sacramento State in Norman, Okla. (Nov. 13, 2011)

Eight players scored in double figures: Ashley Paris (12), Amanda Thompson (12), Courtney Paris (14), Nyshia Stevenson (12), Jenny Vining (18), Abi Oluajwon (12), Carlee Roethlisberger (10) and Rose Hammond (12) vs. Central Arkansas in Norman, Okla. (Dec. 20, 2007)

No players scored in double figures: Never

Only one player scored in double figures: Maddie Manning (13) at Oklahoma State in Stillwater, Okla. (Jan. 16, 2016)

Two players scored 20 points: Kaylon Williams (22) and Gioya Carter (20) vs. Stanford in Stanford, Calif. (Mar. 23, 2015)

Scored 20 points and had 20 rebounds: Courtney Paris (23 pts/ 20 rebs) vs. Texas Tech in Lubbock, Texas (Feb. 17, 2009)

Three players scored 20 points: Aaryn Ellenberg (29), Danielle Robinson (21) and Morgan Hook (21) vs. Arkansas-Pine Bluff in Norman, Okla. (Dec. 29, 2010)

Two players had 10 rebounds: Gabbi Ortiz (12) and Sharane Campbell (10) vs. Illinois in St. Thomas, U.S.V.I. (Nov. 29, 2014)

Three players had 10 rebounds: Courtney Paris (12), Ashley Paris (11) and Amanda Thompson (11) vs. North Carolina (Nov. 23, 2008)

Played every minute: Peyton Little vs. Gonzaga in Seattle, Wash. (March 18, 2017)

Played more than 40 minutes: Gabbi Ortiz (48 min.) vs. West Virginia in Norman, Okla. (Feb. 7, 2017)

Played 50 minutes: Peyton Little (50 min.) vs. West Virginia in Norman, Okla. (Feb. 7, 2017)

Back-to-back 25 points game: Aaryn Ellenberg 29 points vs. Baylor (Feb. 24, 2014) and 26 points vs. TCU (Mar. 1, 2014)

LAST TIME AN OKLAHOMA OPPONENT...

Shot 30% or less in a game (Big 12): Kansas, 27.7% in Norman, Okla. (Feb. 1, 2017)

Shot 30% or less in a game (Non-conference): UTRGV, 27.9% in Norman, Okla. (Dec. 8, 2016)

Shot 60% in a game: Baylor, 60.0% (39-65) in Norman, Okla. (Feb. 25, 2013)

Did not make a field goal in a quarter: Southern Illinois (third quarter) in Norman, Okla. (Nov. 13, 2016)

Scored less than 10 points in a quarter: 7, Texas Tech in Norman, Okla. (Jan. 14, 2017)

Scored less than 10 points in all four quarters: Never

Scored less than 20 points in a 1st half: 18, Texas Tech in Norman, Okla. (Jan. 14, 2017)

Scored less than 20 points in a 2nd half: 16, Southern Illinois in Norman, Okla. (Nov. 13, 2016)

Had a 20+ rebound margin: 22, USF (51-29) at St. Thomas, U.S. Virgin Islands (Nov. 27, 2014)

Had a 25+ rebound margin: 36, Baylor (59-23) in Norman, Okla. (Feb. 27, 2017)

Had 15 steals: 16, Winthrop in Norman, Okla. (Nov. 13, 2015)

Had 40+ turnovers: 42, Portland State, in Las Vegas, Nev. (Dec. 21, 2016)

Had 35-39 turnovers: 37, North Texas in Denton, Texas (Dec. 7, 2014)

Had 30-34 turnovers: 33, California in Las Vegas, Nev. (Dec. 20, 2016)

Had 25-29 turnovers: 27, Oklahoma State in Oklahoma City, Okla. (March 5, 2016)

Had 50 rebounds: 59, Baylor in Norman, Okla. (Feb. 27, 2017)

Had 25 assists: 27, Baylor in Waco, Texas (Jan. 29, 2017)

Scored 41-50 points in a game: 45, Texas Tech, in Norman, Okla. (Jan. 14, 2017)

Scored 31-40 points in a game: 39, North Texas at Denton, Texas (Dec. 7, 2014)

Scored 25 points or less: 25, NC Central in Norman, Okla. (Jan. 4, 2009)

Scored 30 points or less: 25, NC Central in Norman, Okla. (Jan. 4, 2009)

Made 10 three-point field goals: 18, Washington in Seattle, Wash. (March 20, 2017)

Failed to make a 3-point field goal: UC-Riverside (0-of-11) in Norman, Okla. (Dec. 20, 2012)

Had 10 blocks: 10, Oklahoma State in Oklahoma City, Okla. (March 5, 2016)

Did not attempt a free throw: Kansas State in Norman, Okla. (Jan. 14, 2009)

Made 30 free throws: 30, Stanford in Stanford, Calif. (Mar. 23, 2015)

Attempted 35+ free throws: 40, California in Las Vegas, Nev. (Dec. 20, 2016)

Scored 100 points: 108, Washington in Seattle, Wash. (March 20, 2017)

Scored 110 points: 110, Eastern Illinois in Green Bay, Wis. (Dec. 8, 1989)

Scored 100 points at Oklahoma: 103, Baylor in Norman, Okla. (Feb. 27, 2017)

Scored 100 points and lost: Never

LAST TIME AN OPPOSING PLAYER...

Recorded a double-double: Kelsey Plum (38 pts/11 ast) & Chantel Osahor (16 pts/15 reb), Washington, in Seattle, Wash. (March 20, 2017)

Two players recorded a double-double: Kelsey Plum (38 pts/11 ast) & Chantel Osahor (16 pts/15 reb), Washington, in Seattle, Wash. (March 20, 2017)

Recorded a double-double with points and assists: Kelsey Plum (38 pts/11 ast) Washington, in Seattle, Wash. (March 20, 2017)

Had 5 blocks: 5, Brittany Brewer, Texas Tech, in Lubbock, Texas (Feb. 11, 2017)

Had 5 steals: 5, Adeola Akomolafe, TCU, in Fort Worth Texas (Feb. 25, 2017)

Had 10 assists: 11, Kelsey Plum, Washington, in Seattle, Wash. (March 20, 2017)

Had 15 assists: 17, Niya Johnson, Baylor in Waco, Texas (Feb. 11, 2015)

Had 20 rebounds: 20, Elizabeth Williams, Duke in Durham, N.C. (Dec. 13, 2014)

Had 15 rebounds: 15, Chantel Osahor Washington, in Seattle, Wash. (March 20, 2017)

Had 10 blocks: 10, Brittney Griner, Baylor in Kansas City, Mo. (Mar. 12, 2010)

Scored 30 points (non-conference): 32, Kristin Anigwe, California in Las Vegas, Nev. (Dec. 20, 2016)

Scored 30 points (Big 12): 35, Tynice Martin in Norman, Okla. (Feb. 7, 2017)

Scored 35 or more points (non-conference): 38, Kelsey Plum, Washington in Seattle, Wash. (March 20, 2017)

Scored 35 points or more (Big 12): 35, Tynice Martin, West Virginia in Norman, Okla. (Feb. 7, 2016)

Attempted 25 field goals: 27, Kelsey Plum, Washington in Seattle, Wash. (Dec. 6, 2015)

Made 15 field goals: 15, Kelsey Plum, Washington (15-of-27) in Norman, Okla. (Nov. 14, 2014)

Scored 20 points and had 20 rebounds: Elizabeth Williams, Duke (26 pts/ 20 reb) in Durham, N.C. (Dec. 17, 2014)

Two players scored 20 points: Tynice Martin (35) and Teanna Muldrow (22), West Virginia, in Norman, Okla. (Feb. 7, 2017)

Five players scored in double figures: Alexis Prince (24), Kalani Brown (17), Kristy Wallace (15), Khadijah Cave (11), Natalie Chou (11)

Six players scored in double figures: Baylor in Norman, Okla. (Feb. 27, 2017)

Six players scored in double figures: Brooklyn Pope (12), Brittney Griner (15), Odyssey Sims (13), Jordan Madden (11), Destiny Williams (16), Alexis Prince (12)

Committed 10+ turnovers: 10, Tanaeya Boclair, Utah in Freeport, Bahamas (Nov. 26, 2015)

Recorded a triple-double: Alexis Jones (24 pts, 12 rebs, 10 assists) in Waco, Texas (Jan. 29, 2017)

BIG 12 REVIEW

» 2016-17 BIG 12 STANDINGS

Team	CONFERENCE				OVERALL					Top 10	Top 25
	W-L	Pct.	Home	Away	W-L	Pct.	Home	Away	Neutral		
Baylor	17-1	.944	8-1	9-0	33-4	.892	17-1	10-1	6-2	3-2	12-3
Texas	15-3	.833	7-2	8-1	25-9	.735	15-3	9-3	1-3	2-6	7-7
Oklahoma	13-5	.722	8-1	5-4	23-10	.697	14-2	7-6	2-3	1-2	2-6
Kansas State	11-7	.611	7-2	4-5	23-11	.676	14-4	5-6	4-1	0-6	3-8
Iowa State	9-9	.500	6-3	3-6	18-13	.581	15-4	3-7	0-2	1-3	3-9
West Virginia	8-10	.444	6-3	2-7	24-11	.686	15-3	2-8	7-0	2-3	5-6
Oklahoma State	6-12	.333	5-4	1-8	17-15	.531	12-5	2-8	3-2	0-3	0-10
Texas Tech	5-13	.278	5-4	0-9	14-17	.452	12-5	0-11	2-1	0-3	1-11
TCU	4-14	.222	3-6	1-8	12-18	.400	11-7	1-10	0-1	0-3	0-10
Kansas	2-16	.111	2-7	0-9	8-22	.267	7-9	1-12	0-1	0-3	0-8

Teams listed in order of Big 12 Championship seed

» 2017 BIG 12 AWARDS

PLAYER OF THE YEAR

Brooke McCarty, Texas, Jr. Guard

DEFENSIVE PLAYER OF THE YEAR

Brianna Taylor, Texas, Sr., Guard

NEWCOMER OF THE YEAR

Jessica Washington, Kansas, Jr., Guard

FRESHMAN OF THE YEAR

Joyner Holmes, Texas, Fr., Forward

SIXTH MAN AWARD

Lauren Cox, Baylor, Fr., Forward

COACH OF THE YEAR

Karen Aston, Texas

ALL-BIG 12 FIRST TEAM

Kalani Brown, Baylor, So., Center
 Alexis Jones, Baylor, Sr., Guard
 Bridget Carleton, Iowa State, So., Guard
 Breanna Lewis, Kansas State, Sr., Center
 Kindred Wesemann, Kansas State, Sr., Guard
 Kaylee Jensen, Oklahoma State, Jr., Center
 Ariel Atkins, Texas, Jr., Guard
 Joyner Holmes, Texas, Fr., Forward
 Brooke McCarty, Jr., Guard
 Tynice Martin, West Virginia, So., Guard

ALL-BIG 12 SECOND TEAM

Nina Davis, Baylor, Sr., Forward
 Alexis Prince, Baylor, Sr., Guard
 Jessica Washington, Kansas, Jr., Guard
Peyton Little, Oklahoma, Sr., Guard
Vionise Pierre-Louis, Oklahoma, Jr., Center

ALL-BIG 12 HONORABLE MENTION

Jadda Buckley, Iowa, State, Jr., Guard
 Seanna Johnson, Iowa State, Sr., Forward
Maddie Manning, Oklahoma, Sr., Guard
Gabbi Ortiz, Oklahoma, Jr., Guard
 AJ Alix, TCU, Jr., Guard
 Kelsey Lang, Texas, Sr., Center
 Reece' Caldwell, Texas Tech, So., Guard
 Ivonne CookTaylor, Texas Tech, Sr., Guard
 Lanay Montgomery, West Virginia, Sr., Center
 Teana Muldrow, West Virginia, Jr., Forward

BIG 12 ALL-DEFENSIVE TEAM

Kalani Brown, Baylor, So., Center
 Alexis Prince, Baylor, Sr., Guard
 Breanna Lewis, Kansas State, Sr., Center
 Ariel Atkins, Texas, Jr., Guard
 Brianna Taylor, Texas, Sr., Guard
 Lanay Montgomery, West Virginia, Sr., Center

BIG 12 ALL-ROOKIE TEAM

Lauren Cox, Baylor, Forward
 Eternati Willock, Kansas State, Forward
Chelsea Dungee, Oklahoma, Guard
 Joyner Holmes, Texas Forward
 Brittany Brewer, Texas Tech, Center

» 2017 ACADEMIC ALL-BIG 12

FIRST TEAM (3.20 GPA or better)

Alexis Albrecht, Iowa State
 Heather Bowe, Iowa State
 Jadda Buckley, Iowa State
 Bridget Carleton, Iowa State
 Seanna Johnson, Iowa State
 TeeTee Starks, Iowa State
 Kylee Kopatich, Kansas
 Caelynn Manning-Allen, Kansas
 Michaela Goth, Kansas State
 Breanna Lewis, Kansas State
 Shaelyn Martin, Kansas State
 Kaylee Page, Kansas State
 Jessica Sheble, Kansas State
 Kelly Thomson, Kansas State
 Kindred Wesemann, Kansas State
Shaya Kellogg, Oklahoma
Maddie Manning, Oklahoma
Gabbi Ortiz, Oklahoma
Vionise Pierre-Louis, Oklahoma
LaNesia Williams, Oklahoma
Derica Wyatt, Oklahoma
 Jentry Holt, Oklahoma State
 Kaylee Jensen, Oklahoma State
 Katelyn Loecker, Oklahoma State
 Kari Wheeler, Oklahoma State
 Amy Okonkwo, TCU
 Jada Butts, TCU
 Adeola Akomolafe, TCU
 Khaleann Caron-Goudreau, Texas
 Kelsey Lang, Texas
 Brooke McCarty, Texas
 Brianna Taylor, Texas
 Reece' Caldwell, Texas Tech
 Lanay Montgomery, West Virginia
 Katrina Pardee, West Virginia

SECOND TEAM (3.00 to 3.19 GPA)

Beatrice Mompremier, Baylor
 Kristy Wallace, Baylor
 Jordan Jensen, Iowa State
 Claire Ricketts, Iowa State
 Chayla Cheadle, Kansas
 Jayde Christopher, Kansas
 Lanie Page, Kansas State
Peyton Little, Oklahoma
McKenna Treece, Oklahoma
 Diana Omzee, Oklahoma State
 Mandy Coleman, Oklahoma State
 Carol Willie, TCU
 Ariel Atkins, Texas
 Alexis Brewer, West Virginia
 Chania Ray, West Virginia

BOX SCORES

»GAME 1

OU 80, SOUTHERN ILLINOIS 48

Nov. 13, 2016 • Norman • Lloyd Noble Center • SSTV

SIU	MP	FG	3FG	FT	R	F	A	TO	B	S	TP
Nebo (F)	14	3-5	0-0	0-0	4	4	0	3	0	1	6
Hartman (F)	23	1-8	0-3	3-4	7	1	0	0	0	0	5
Napier (G)	29	6-22	2-10	0-0	4	4	0	4	0	0	14
Giebelhausen (G)	33	5-18	2-8	0-0	7	1	2	1	1	1	12
Corrigan (G)	28	1-9	0-4	0-0	2	1	2	2	0	0	2
Bowling	20	0-4	0-3	1-2	3	0	1	3	0	0	1
Patrick	7	0-1	0-0	0-2	0	1	0	1	0	1	0
Claussen	7	0-0	0-0	0-0	0	1	0	0	0	0	0
Hawkins	10	3-6	1-2	1-4	5	0	0	1	0	0	8
Nelson	13	0-1	0-0	0-0	3	2	1	2	0	0	0
Martin	10	0-0	0-0	0-0	3	1	1	1	0	1	0
Hummel	6	0-1	0-0	0-0	1	2	1	0	0	1	0
Totals	200	19-75	5-30	5-12	46	18	8	18	1	5	48
		(.253)	(.167)	(.417)							

OKLAHOMA	MP	FG	3FG	FT	R	F	A	TO	B	S	TP
Pierre-Louis (C)	16	6-8	0-0	6-6	6	3	0	2	2	2	18
Little (G)	22	1-5	0-3	2-2	5	1	1	1	1	1	4
Ortiz (G)	21	2-7	0-2	2-2	7	1	1	1	0	1	6
Manning (G)	15	1-5	0-3	2-2	2	3	1	0	0	1	4
Carter (G)	23	5-11	0-2	6-7	8	3	2	0	1	1	16
Williams	14	2-4	0-1	0-0	2	1	0	4	0	2	4
Edwards	15	3-7	0-0	1-3	2	0	1	1	0	2	7
Wyatt	15	2-6	1-5	0-0	0	0	0	0	0	0	5
Penzo	12	1-2	0-0	0-0	4	2	3	1	1	0	2
Kellogg	6	1-1	0-0	0-0	0	0	0	0	0	0	2
Odingmbe	5	2-2	0-0	0-2	2	0	0	0	1	0	4
Treece	14	0-0	0-0	0-0	6	1	0	1	0	0	0
Mulkey	10	1-3	0-0	0-0	1	1	1	0	3	0	2
Dungee	12	1-3	0-0	4-4	1	1	0	2	0	1	6
Totals	200	28-64	1-16	23-28	49	16	9	13	9	11	80
		(.438)	(.063)	(.821)							

Officials: Brian Garland, Chaney Muench, Nick Marshall
Technical: None; **Attendance:** 3,223; **Halftime:** OU 38, SIU 32

»GAME 2

OU 68, LITTLE ROCK 58

Nov. 16, 2016 • Norman • Lloyd Noble Center • SSTV

LITTLE ROCK	MP	FG	3FG	FT	R	F	A	TO	B	S	TP
DeGray, Ro. (F)	36	4-7	0-0	0-2	7	2	0	2	0	0	8
Pratt (F)	23	4-8	0-0	2-4	3	4	1	3	0	4	10
Townson (G)	37	2-7	0-4	0-0	3	4	5	3	0	2	4
Collins (G)	38	9-22	2-7	3-4	4	4	0	1	0	2	23
DeGray, Ra. (G)	24	1-7	0-3	0-0	2	5	1	1	1	1	2
Chastain	2	0-0	0-0	0-0	0	0	1	0	0	0	0
Collier	21	3-6	2-3	0-0	8	2	0	1	0	0	8
Lytte	15	0-1	0-0	1-2	4	1	1	3	0	0	1
Hurlburt	4	1-2	0-0	0-0	0	0	0	1	1	0	2
Totals	200	24-60	4-17	6-12	36	22	9	15	2	9	58
		(.400)	(.235)	(.500)							

OKLAHOMA	MP	FG	3FG	FT	R	F	A	TO	B	S	TP
Pierre-Louis (C)	29	6-7	0-0	2-3	12	2	0	2	1	0	14
Little (G)	37	5-10	3-5	4-5	3	0	0	2	0	0	17
Ortiz (G)	29	2-9	0-4	2-2	4	6	4	2	0	1	6
Manning (G)	33	3-9	1-2	2-2	5	2	2	2	1	1	9
Carter (G)	18	3-9	0-1	0-0	0	5	1	2	0	0	6
Williams	6	0-2	0-0	0-0	0	0	0	0	0	0	0
Edwards	15	3-5	0-0	0-0	5	0	1	2	0	1	6
Wyatt	3	0-0	0-0	0-0	0	1	0	1	0	0	0
Odingmbe	5	1-1	0-0	2-2	1	1	0	0	1	0	4
Treece	7	1-3	0-1	0-0	1	1	0	1	1	0	2
Mulkey	3	0-1	0-0	0-0	0	0	0	0	1	0	0
Dungee	15	1-4	0-0	2-2	4	3	0	1	0	0	4
Totals	200	25-60	4-13	14-16	42	16	8	15	5	3	68
		(.417)	(.308)	(.875)							

Officials: Michael McConnell, Tiffany Bird, Bill Laranca
Technical: None; **Attendance:** 3,084; **Halftime:** OU 34, Little Rock 33



► In the first game of the season, **Gioya Carter** recorded 16 points and eight rebounds in OU's 80-48 win against Southern Illinois.

»GAME 3

OU 68, BYU 61

Nov. 19, 2016 • Provo, Utah • Marriott Center • W.tv

OKLAHOMA	MP	FG	3FG	FT	R	F	A	TO	B	S	TP
Pierre-Louis (C)	24	2-4	0-0	5-9	13	3	2	3	3	1	9
Manning (G)	29	4-7	3-5	0-2	4	3	0	1	0	3	11
Little (G)	32	6-14	1-4	3-5	2	2	0	1	1	3	16
Ortiz (G)	28	0-8	0-4	4-4	8	4	7	2	0	2	4
Carter (G)	33	4-16	0-2	1-2	6	3	2	4	0	2	9
Williams	5	1-2	1-1	0-0	0	0	1	1	0	0	3
Edwards	12	1-6	1-1	0-0	4	0	2	1	0	0	3
Wyatt	8	1-3	1-3	0-0	0	0	0	0	0	0	3
Penzo	2	0-1	0-0	0-0	0	0	0	0	0	0	0
Odingmbe	11	3-3	0-0	0-0	7	3	0	1	0	0	6
Treece	5	0-2	0-1	0-0	2	0	0	0	0	0	0
Mulkey	2	1-1	0-0	0-0	1	1	0	0	1	0	2
Dungee	9	1-4	0-1	0-0	1	2	0	1	0	0	2
Totals	200	24-71	7-22	13-22	56	21	14	15	5	11	61
		(.413)	(.400)	(.792)							

BYU	MP	FG	3FG	FT	R	F	A	TO	B	S	TP
Purcell (F)	39	4-12	0-3	0-0	13	3	7	1	4	8	
Moody (F)	26	1-4	0-0	3-6	6	3	0	1	1	0	5
Broadhead (G)	31	6-14	1-3	5-6	2	2	3	3	1	2	18
Nielson (G)	35	3-5	2-3	0-0	5	3	2	2	1	0	8
Pulsipher (G)	38	5-16	3-8	2-2	7	4	5	2	1	0	15
Chase	16	2-8	0-4	1-3	1	0	0	1	0	0	5
Salmon	7	0-2	0-0	0-0	3	2	0	0	2	1	0
Waymont	6	1-1	0-0	0-0	0	2	0	0	0	0	2
Rydalch	2	0-1	0-0	0-0	1	0	0	1	0	0	0
Totals	200	22-63	6-21	11-17	41	19	13	17	7	7	61
		(.349)	(.286)	(.647)							

Officials: Chuck Gonzalez, Kyle Bacon, Cheryl Flores
Technical: None; **Attendance:** 1,236; **Halftime:** BYU 34, OU 31

BOX SCORES

» GAME 4

OU 74, SOUTH DAKOTA STATE 60

Nov. 23, 2016 • Norman • Lloyd Noble Center • SSTV

SDSU	MP	FG	3FG	FT	R	F	A	TO	B	S	TP
Thompson (F)	25	3-9	0-1	2-2	5	1	1	1	1	0	8
Ober (C)	29	3-11	0-3	2-4	10	4	0	6	1	1	8
Young (G)	31	3-10	1-4	0-0	6	3	2	2	0	1	7
Guebert (G)	32	6-10	4-6	0-0	2	3	4	3	1	2	16
Miller (G)	33	7-12	2-2	1-2	7	1	1	6	0	0	17
Alexander	17	0-3	0-2	0-0	0	0	4	1	0	1	0
Palmer	18	1-4	0-1	0-0	1	2	0	1	1	0	2
Tracy	11	1-2	0-1	0-0	3	0	0	0	0	1	2
Flaata	4	0-1	0-0	0-0	2	1	0	2	1	0	0
Totals	200	24-62	7-20	5-8	43	15	12	22	5	6	60
		(.387)	(.350)	(.625)							

OKLAHOMA	MP	FG	3FG	FT	R	F	A	TO	B	S	TP
Pierre-Louis (C)	22	6-10	0-0	1-2	14	2	0	0	2	1	13
Little (G)	34	5-15	4-9	3-4	1	1	2	1	0	3	17
Ortiz (G)	14	1-7	0-4	1-2	3	1	3	1	0	1	3
Manning (G)	37	6-12	2-5	1-2	3	3	4	0	0	4	15
Carter (G)	19	2-6	2-3	1-2	4	1	1	4	0	1	7
Williams	3	0-0	0-0	0-0	0	0	0	0	0	0	0
Edwards	26	3-7	0-2	0-0	5	0	6	4	0	2	6
Wyatt	11	1-4	1-4	0-0	1	0	2	0	0	0	3
Treece	3	0-0	0-0	0-0	0	0	0	0	0	0	0
Mulkey	7	1-1	0-0	0-0	1	0	0	0	2	0	2
Dungee	12	1-5	0-0	1-2	1	1	1	1	0	0	3
Totals	200	27-69	9-27	11-17	40	10	19	12	6	12	74
		(.471)	(.391)	(.750)							

Officials: Felicia Grinter, Metta Roberts, Doug Knight
Technical: None; **Attendance:** 2,453; **Halftime:** OU 35, SDSU 29



► **Peyton Little** knocked down four 3-pointers and scored 17 points in a 74-60 home win over South Dakota State.

» GAME 5

OU 70, COLORADO STATE 55

Nov. 27, 2016 • Norman • Lloyd Noble Center • SSTV

CSU	MP	FG	3FG	FT	R	F	A	TO	B	S	TP
Mirkovic (F)	18	2-6	1-3	0-1	2	2	0	1	0	0	5
Gustavsson (F)	16	1-4	0-1	0-0	3	3	0	5	0	0	2
Austgulen (G)	19	3-5	3-5	0-0	1	1	0	1	0	0	9
Tvrdy (G)	29	2-7	2-6	0-0	3	1	2	0	0	1	6
Nystrom (G)	27	1-8	0-1	2-2	7	3	5	3	0	1	4
Edwards	13	2-4	1-3	2-2	1	2	1	1	0	2	7
Tryggvesson	21	4-9	3-7	0-0	4	2	3	2	0	0	11
Kaiser	15	0-3	0-2	4-4	4	1	2	1	1	3	4
Hamm	21	3-7	1-2	0-0	6	1	1	1	0	3	7
Kantzy	15	0-6	0-2	0-0	2	1	0	1	0	0	0
Dremaine	6	0-1	0-0	0-2	0	3	0	1	0	1	0
Totals	200	18-60	11-32	8-11	35	20	14	17	1	11	55
		(.300)	(.344)	(.727)							

OKLAHOMA	MP	FG	3FG	FT	R	F	A	TO	B	S	TP
Pierre-Louis (C)	17	1-3	0-0	1-2	7	4	2	1	2	1	0
Edwards (G)	16	1-4	0-1	0-0	4	1	1	1	0	1	3
Little (G)	25	3-6	0-2	3-4	3	0	2	1	2	2	9
Manning (G)	31	5-12	0-5	6-6	9	0	1	3	0	1	16
Dungee (G)	20	4-9	2-4	0-0	0	2	0	0	1	0	10
Williams	17	2-6	1-2	1-2	1	1	0	1	0	0	6
Wyatt	16	1-3	1-3	2-2	0	1	1	0	0	0	5
Penzo	5	0-0	0-0	0-0	0	0	0	4	0	0	0
Ortiz	19	3-5	2-3	1-1	4	0	2	4	0	2	8
Kellogg	5	0-0	0-0	2-2	2	1	1	0	0	0	2
Odimgbe	12	0-0	0-0	3-4	2	0	0	0	0	1	3
Treece	7	0-1	0-1	0-0	2	1	0	2	0	0	0
Mulkey	10	2-3	0-0	2-2	2	0	0	0	2	0	6
Totals	200	22-52	6-21	20-25	41	11	10	17	7	7	70
		(.423)	(.286)	(.800)							

Officials: Tina Napier, Beverly Roberts, Lisa Jones
Technical: None; **Attendance:** 3,245; **Halftime:** OU 31, CSU 23

» GAME 6

KENTUCKY 82, OU 68 (SEC/Big 12 Challenge)

Dec. 1, 2016 • Lexington, Ky. • Memorial Coliseum • SECN

OKLAHOMA	MP	FG	3FG	FT	R	F	A	TO	B	S	TP
Pierre-Louis (C)	25	6-11	0-0	3-7	13	4	1	3	0	0	15
Edwards (G)	24	1-5	0-0	1-2	2	1	4	2	1	0	3
Little (G)	37	7-15	5-12	0-0	2	1	1	2	2	0	19
Manning (G)	27	0-3	0-2	0-0	5	2	3	4	1	0	0
Carter (G)	30	7-12	4-7	0-0	4	3	4	1	0	1	18
Ortiz	16	0-4	0-4	1-2	1	3	5	2	0	1	1
Odimgbe	12	0-1	0-0	0-2	2	1	1	1	1	0	0
Mulkey	3	0-0	0-0	0-0	0	1	0	0	1	0	0
Dungee	26	4-10	2-5	2-2	4	2	0	2	0	0	12
Totals	200	25-61	11-30	7-15	35	18	19	17	6	2	68
		(.410)	(.367)	(.467)							

KENTUCKY	MP	FG	3FG	FT	R	F	A	TO	B	S	TP
Akhatov (F)	19	5-8	0-0	1-2	6	3	1	2	0	2	11
Rice (C)	14	0-0	0-0	0-0	4	3	2	0	0	1	0
Morris (G)	36	6-12	3-5	4-4	8	3	1	3	0	1	19
Murray (G)	37	1-8	0-1	7-8	6	1	3	1	0	3	9
Epps (G)	38	12-19	1-2	5-6	3	2	5	3	1	2	30
Hardin	16	1-5	1-3	0-0	1	0	1	0	0	0	3
Cann	38	4-7	2-5	0-0	4	0	3	2	1	0	10
Roper	2	0-0	0-0	0-0	0	0	0	0	0	0	0
Totals	200	29-59	7-16	17-20	34	12	16	11	2	9	82
		(.492)	(.438)	(.850)							

Officials: Beverly Roberts, Brian Hall, Kevin Pethel
Technical: None; **Attendance:** 4,400; **Halftime:** OU 39, UK 38

BOX SCORES

» GAME 7

ORAL ROBERTS 74, OU 67

Dec. 4, 2016 • Norman • Lloyd Noble Center • SSTV

ORU	MP	FG	3FG	FT	R	F	A	TO	B	S	TP
Ihim (F)	29	3-6	0-0	3-5	10	3	0	3	0	1	9
Martinez (F)	34	8-19	0-3	2-2	13	1	3	4	0	1	18
Mayberry (G)	36	5-13	2-4	0-1	3	2	4	3	1	2	12
Gilbert (G)	20	1-2	0-1	0-0	4	4	0	1	1	1	2
Beatty, A. (G)	26	2-6	0-3	2-2	2	0	33	1	0	1	6
Hurst	6	0-1	0-1	0-0	0	0	0	0	0	0	0
Beatty, L.	32	6-15	3-9	5-5	4	1	1	6	0	2	20
Skalnik	1	0-0	0-0	0-0	0	0	0	0	0	0	0
Brotans	16	3-3	0-0	1-2	5	3	0	0	0	0	7
Totals	200	28-65	5-21	13-17	45	14	11	18	2	8	74
		(.431)	(.238)	(.765)							

OKLAHOMA	MP	FG	3FG	FT	R	F	A	TO	B	S	TP
Pierre-Louis (C)	4	0-0	0-0	0-0	1	0	0	2	1	1	0
Edwards (G)	23	5-12	0-0	0-2	4	1	3	3	0	3	10
Little (G)	33	4-14	3-8	1-1	3	1	1	1	1	1	12
Carter (G)	25	4-12	1-3	2-2	4	3	0	1	0	0	11
Dungee (G)	19	3-5	2-3	3-3	2	0	0	4	0	1	11
Williams	7	1-2	0-0	0-0	0	0	1	0	0	0	2
Wyatt	10	0-2	0-1	0-0	1	2	0	1	0	2	0
Ortiz	17	2-5	1-2	0-0	1	2	2	2	0	0	5
Manning	25	4-10	0-4	1-1	4	4	1	2	1	3	9
Odingbe	6	0-2	0-0	0-0	1	0	0	0	0	0	6
Treece	24	3-6	1-2	0-0	11	4	0	1	1	1	7
Mulkey	7	0-0	0-0	0-0	2	1	0	1	1	1	0
Totals	200	26-70	8-23	7-9	38	18	8	19	5	13	67
		(.371)	(.348)	(.778)							

Officials: Felicia Grinter, Roy Gulbeyan, Doug Knight

Technical: None; Attendance: 3,855; Halftime: OU 43, ORU 31

» GAME 9

OU 85, TULSA 68

Dec. 11, 2016 • Norman • Lloyd Noble Center • SSTV

TULSA	MP	FG	3FG	FT	R	F	A	TO	B	S	TP
Elliott (F)	16	4-11	0-0	1-1	4	2	0	1	0	0	9
Perez (G)	30	3-8	2-4	0-0	3	1	4	6	0	0	8
Wakefield (G)	22	2-8	0-0	2-2	2	2	2	5	0	4	6
Gaulden (G)	19	3-7	1-3	2-2	4	2	1	1	1	2	9
Dickson (G)	20	2-6	1-1	2-2	3	3	2	4	0	1	7
Richards	16	0-2	0-1	0-0	1	2	0	0	0	0	0
Parker	29	7-13	6-10	0-0	3	1	0	2	0	0	20
Hughes	20	2-2	1-1	0-0	3	0	3	0	0	0	5
Pongonis	3	0-2	0-0	0-0	0	2	0	0	0	0	0
Scales	8	0-0	0-0	0-0	3	0	0	0	0	0	0
Polk	10	1-2	0-0	0-0	1	2	0	2	0	0	2
Spoerl	7	1-2	0-1	0-0	1	0	1	0	0	0	2
Totals	200	25-63	11-21	7-7	34	17	13	21	1	8	68
		(.397)	(.524)	(1.000)							

OKLAHOMA	MP	FG	3FG	FT	R	F	A	TO	B	S	TP
Pierre-Louis (C)	12	0-1	0-0	2-2	5	2	1	1	1	0	2
Edwards (G)	11	0-0	0-0	2-2	1	4	5	3	0	1	2
Little (G)	24	6-11	0-0	3-4	1	0	0	2	0	4	15
Carter (G)	14	1-3	0-0	0-0	2	1	1	1	0	1	2
Dungee	16	4-7	1-1	0-2	2	1	1	0	0	1	9
Williams	21	4-8	0-0	1-1	3	2	2	1	0	1	9
Wyatt	10	1-3	1-3	0-0	1	0	0	2	0	0	3
Penzo	7	0-2	0-1	0-0	1	0	0	0	0	0	0
Ortiz	22	2-4	0-1	4-4	3	2	3	1	0	4	8
Kellogg	4	0-0	0-0	0-0	2	0	0	0	0	0	0
Manning	31	8-13	2-3	6-7	8	1	1	1	0	3	24
Odingbe	11	0-1	0-0	1-2	2	0	0	0	0	0	1
Mulkey	17	5-11	0-0	0-0	6	2	0	3	3	0	10
Totals	200	31-64	4-9	19-24	39	15	14	15	7	15	85
		(.484)	(.444)	(.792)							

Officials: Bill Larance, Nick Marshall, Julie Krommenhoek

Technical: None; Attendance: 7,219; Halftime: OU 42, Tulsa 29

» GAME 8

OU 92, UTRGV 59

Dec. 8, 2016 • Norman • Lloyd Noble Center • SSTV

UTRGV	MP	FG	3FG	FT	R	F	A	TO	B	S	TP
Kjartansson (F)	23	6-12	3-4	2-2	8	4	1	3	1	2	15
Savoy (F)	17	3-2	0-0	5-7	5	3	0	5	2	1	11
Peters (G)	33	1-6	1-6	2-2	3	4	1	8	0	1	5
Goff (G)	35	4-13	1-7	3-3	3	2	0	0	0	2	12
Johnson (G)	32	3-8	0-1	5-7	8	1	1	1	0	0	11
Villareal	8	0-1	0-1	0-0	0	0	0	1	0	0	0
Turk	17	0-4	0-4	2-0	0	3	0	1	0	0	2
Havili	16	0-3	0-0	0-2	2	2	2	0	0	1	0
Van Tilburg	8	1-2	0-0	1-1	1	1	0	0	0	0	3
Totals	200	17-61	5-23	20-26	36	20	5	21	3	7	59
		(.279)	(.217)	(.769)							

OKLAHOMA	MP	FG	3FG	FT	R	F	A	TO	B	S	TP
Pierre-Louis (C)	22	6-9	0-0	1-2	10	2	0	3	3	1	13
Edwards (G)	25	4-5	2-3	2-3	6	2	6	2	0	3	12
Little (G)	18	2-7	0-3	0-0	2	4	2	0	0	2	4
Carter (G)	17	1-5	0-1	0-0	2	0	2	3	0	0	2
Dungee (G)	26	5-8	1-2	2-5	1	3	1	2	0	0	13
Williams	10	2-3	0-0	1-2	2	0	2	0	0	0	5
Wyatt	6	1-3	1-3	0-0	1	0	0	0	0	1	3
Penzo	13	1-1	0-0	0-0	2	1	1	0	0	1	2
Ortiz	15	2-4	2-3	0-0	2	0	4	0	0	1	6
Kellogg	4	0-0	0-0	1-2	1	1	0	0	0	0	1
Manning	24	6-12	0-1	0-0	5	3	2	5	0	3	12
Odingbe	10	2-3	0-0	4-4	6	2	0	1	1	1	8
Treece	3	0-1	0-1	0-0	0	1	0	0	0	0	0
Mulkey	11	4-5	0-0	3-4	1	3	0	0	2	1	11
Totals	200	36-66	6-17	14-22	45	22	20	16	6	14	92
		(.545)	(.353)	(.636)							

Officials: Scott Yarbrough, Michael Price, Cameron Inouye

Technical: UTRGV - Goff; Attendance: 4,121; Halftime: OU 41, UTRGV 34



► Maddie Manning scored a career-high 24 points against Tulsa on 8-of-13 shooting, her first 20-point game as a Sooner.

BOX SCORES

» GAME 10

OU 81, XAVIER 69 (Puerto Rico Classic)

Dec. 19, 2016 • Las Vegas, Nev. • South Point Arena

OKLAHOMA	MP	FG	3FG	FT	R	F	A	TO	B	S	TP
Pierre-Louis (C)	25	4-7	0-0	2-3	5	4	0	3	2	1	10
Edwards (G)	25	3-9	3-4	1-2	2	3	3	0	0	1	10
Little (G)	34	6-10	2-3	5-6	6	0	3	2	1	2	19
Carter (G)	14	0-3	0-0	1-2	0	4	2	2	0	1	1
Dungee (G)	23	2-6	0-0	0-0	3	2	1	1	0	0	4
Williams	10	2-4	1-1	0-0	1	0	2	0	0	0	5
Wyatt	4	0-1	0-1	0-0	2	0	0	0	0	0	0
Ortiz	15	2-7	1-5	0-0	3	1	2	2	0	0	5
Manning	35	6-13	2-4	3-3	8	3	1	1	0	2	17
Odimgbe	2	0-1	0-0	0-0	2	0	0	0	0	0	0
Mulkey	13	4-6	0-0	2-5	7	0	0	0	1	0	10
Totals	200	29-67	9-18	14-21	45	17	14	11	4	7	81
		(.433)	(.500)	(.667)							

XAVIER	MP	FG	3FG	FT	R	F	A	TO	B	S	TP
Turner (G)	27	3-6	1-2	1-2	5	1	6	2	0	1	8
Fincher (G)	31	6-10	3-6	1-1	2	2	0	2	0	4	16
Blackwell (F)	25	2-7	0-0	1-2	1	2	0	1	1	0	5
Schaefer (F)	26	3-5	2-4	0-0	3	4	3	2	0	1	8
Gaffney (G)	33	5-12	2-3	2-2	6	1	2	2	0	0	14
Byrd	12	1-3	0-1	2-4	3	0	0	0	0	1	5
Owens	11	2-3	0-1	1-1	0	1	0	1	0	0	5
Thompson	5	0-1	0-1	0-0	3	2	0	0	0	0	0
Ajaner	18	2-5	0-1	2-4	2	2	2	2	0	0	6
Partlow	12	1-2	0-0	1-2	2	4	0	0	0	0	3
Totals	200	25-54	8-19	11-18	29	19	13	12	1	7	69
		(.463)	(.421)	(.611)							

Officials: Tim Buckner, Ed Novak, Jaclyn Watson

Technical: None; Attendance: 120; Halftime: OU 43, XU 37

» GAME 11

CALIFORNIA 82, OKLAHOMA 74 (Puerto Rico Classic)

Dec. 20, 2016 • Las Vegas, Nev. • South Point Arena

CAL	MP	FG	3FG	FT	R	F	A	TO	B	S	TP
Thomas (G)	28	2-7	2-6	3-4	1	1	4	5	0	2	9
Cowling (F)	39	2-7	0-2	2-2	7	4	3	8	1	3	6
Davidson (F)	23	3-8	0-0	0-0	5	2	2	5	1	1	6
Range (G)	35	5-10	3-6	0-0	8	4	2	6	0	4	13
Anigwe (C)	36	8-19	0-0	16-22	15	3	1	5	3	2	32
Cayton	16	1-2	1-1	0-2	4	4	1	2	0	0	3
West	3	1-1	0-0	0-0	0	1	0	1	0	0	2
Brown	20	2-6	0-2	7-10	3	3	4	1	0	0	11
Totals	200	24-60	6-17	28-40	47	22	17	33	5	12	82
		(.400)	(.353)	(.700)							

OKLAHOMA	MP	FG	3FG	FT	R	F	A	TO	B	S	TP
Pierre-Louis (C)	14	1-4	0-0	0-0	6	5	0	4	0	2	2
Edwards (G)	19	3-4	0-0	1-2	2	3	3	4	0	0	7
Little (G)	34	4-15	1-9	6-6	3	2	4	3	0	2	15
Carter (G)	20	2-9	0-1	0-0	2	2	1	2	0	3	4
Dungee (G)	27	1-6	0-1	4-4	3	4	1	2	0	0	6
Williams	3	0-1	0-0	0-0	0	0	0	0	0	0	0
Ortiz	23	7-10	2-4	1-1	1	5	0	3	0	1	17
Manning	33	3-9	2-6	8-10	7	3	2	4	0	7	16
Odimgbe	9	0-4	0-0	1-2	9	1	0	3	0	1	1
Mulkey	17	3-5	0-0	0-0	2	5	0	3	3	2	6
Totals	200	24-68	5-22	21-25	38	30	11	28	3	18	74
		(.353)	(.227)	(.840)							

Officials: Scotty Hermann, Glen Dixon, Jose Rodriguez

Technical: Cal- Range, OU - Ortiz; Attendance: 185;

Halftime: Cal 38, OU 20

» GAME 12

OU 74, PORTLAND STATE 60 (Puerto Rico Classic)

Dec. 21, 2016 • Las Vegas, Nev. • South Point Arena

OKLAHOMA	MP	FG	3FG	FT	R	F	A	TO	B	S	TP
Pierre-Louis (C)	18	3-9	0-0	1-1	6	0	0	2	0	0	7
Edwards (G)	25	5-12	0-1	2-4	4	1	2	3	0	4	12
Little (G)	27	3-13	0-6	0-0	2	4	0	1	1	5	6
Manning (G)	33	4-11	3-4	6-6	4	2	1	0	0	10	17
Dungee (G)	17	2-5	0-0	5-8	2	4	1	0	0	0	9
Williams	17	3-3	0-0	0-0	3	6	2	1	0	3	6
Wyatt	3	0-0	0-0	0-0	0	2	0	0	0	1	0
Rich	1	0-0	0-0	1-2	0	1	0	0	0	0	1
Penzo	7	0-0	0-0	1-2	0	1	1	3	0	0	0
Ortiz	16	2-10	1-6	0-0	1	3	1	1	0	2	5
Kellogg	5	0-1	0-1	0-0	0	0	0	0	0	0	0
Odimgbe	2	0-0	0-0	0-0	0	2	0	0	0	0	0
Carter	9	0-2	0-0	1-2	1	0	0	3	0	1	1
Treece	7	1-2	0-0	0-0	1	0	0	1	0	1	2
Mulkey	13	3-3	0-0	2-4	2	1	0	1	1	0	8
Totals	200	26-71	4-18	18-27	30	22	8	16	2	27	74
		(.400)	(.455)	(.750)							

PSU	MP	FG	3FG	FT	R	F	A	TO	B	S	TP
Bolston (G)	18	1-3	0-1	2-2	3	3	1	8	1	1	4
Rielly (G)	24	4-6	1-2	0-0	1	0	3	6	0	0	9
Jurhar (F)	30	2-4	0-0	0-0	8	3	0	3	1	0	4
West, Co. (F)	22	2-5	0-0	0-0	8	3	2	3	1	0	4
Kay (G)	28	3-5	2-3	0-0	0	0	3	3	0	0	8
McNair	10	2-3	0-0	4-6	0	3	0	2	0	1	8
West, Ci.	12	0-1	0-0	0-0	5	0	0	6	0	0	0
Streun	16	2-4	0-0	3-4	6	3	0	2	0	0	7
James	22	1-3	1-3	1-2	4	0	1	2	0	0	4
Torres	13	3-6	3-5	3-5	1	3	1	5	0	2	12
Pace	5	0-0	0-0	0-0	0	2	0	2	0	0	0
Totals	200	20-40	7-14	13-19	41	20	11	42	3	4	64
		(.500)	(.500)	(.684)							

Officials: Mike Whitehead, Doug Simons, John Hampton

Technical: PSU - Bolston (2); OU - Pierre-Louis; Attendance: 90;

Halftime: PSU 34, OU 24

» GAME 13

OU 84, KANSAS 54

Dec. 29, 2016 • Lawrence, Kan. • Allen Fieldhouse • ESPN3

OKLAHOMA	MP	FG	3FG	FT	R	F	A	TO	B	S	TP
Mulkey (C)	22	6-9	0-0	2-6	9	2	0	1	7	1	14
Little (G)	36	6-12	1-3	2-8	8	1	2	0	0	2	15
Ortiz (G)	29	2-6	1-3	2-2	5	3	8	2	0	2	7
Manning (G)	35	7-12	3-5	0-3	4	3	2	7	0	1	17
Dungee (G)	24	6-9	1-2	2-2	2	2	1	3	0	1	15
Pierre-Louis	15	1-4	0-0	2-2	7	2	1	4	3	0	4
Williams	11	1-3	0-0	1-2	3	1	1	1	0	2	3
Wyatt	2	1-1	1-1	0-0	1	0	3	0	0	0	3
Penzo	3	0-1	0-0	0-0	1	0	0	0	0	0	0
Kellogg	2	0-1	0-1	0-0	1	0	0	0	0	0	0
Carter	17	3-6	0-0	0-0	1	1	4	1	1	0	6
Treece	4	0-0	0-0	0-0	0	3	0	2	0	0	0
Totals	200	33-64	7-15	11-25	50	20	21	21	11	9	84
		(.516)	(.467)	(.440)							

KANSAS	MP	FG	3FG	FT	R	F	A	TO	B	S	TP
Umeri (F)	23	1-3	0-0	0-0	4	3	0	2	0	0	2
Calvert (G)	28	6-20	1-7	0-4	8	3	1	5	1	3	13
Washington (G)	27	8-16	2-5	4-6	5	3	2	3	0	1	22
Cheadle (G)	24	0-4	0-1	0-0	4	3	0	4	0	2	0
Kopatich (G)	33	2-12	2-10	1-2	9	2	4	1	0	2	7
Brown	22	0-3	0-1	0-0	4	0	1	3	0	1	0
O'Neal	7	0-4	0-4	0-0	2	1	0	0	0	1	0
Robertson	10	0-3	0-1	0-2	2	2	0				

BOX SCORES



► **Gabbi Ortiz** knocked down four 3-pointers in OU's 85-80 overtime victory over Kansas State. Ortiz finished with 16 points on 5-of-9 shooting against the Wildcats.

» GAME 15

OU 85, KANSAS STATE 80 (OT)

Jan. 4, 2017 • Norman • Lloyd Noble Center • SSTV

K-STATE	MP	FG	3FG	FT	R	F	A	TO	B	S	TP
Williams (F)	22	2-3	0-0	0-0	3	0	0	0	0	1	4
Lewis (C)	25	7-14	0-0	1-2	5	5	0	0	0	1	15
Middlebrook (G)	44	10-19	1-3	6-8	7	4	3	2	0	2	27
Wesemann (G)	41	3-11	2-7	3-4	4	1	4	4	0	2	11
Martin (G)	37	2-6	2-2	6-6	6	1	3	1	2	2	12
Sheble	7	0-2	0-0	0-0	2	1	0	2	1	1	0
Page	12	0-3	0-3	0-0	1	1	1	0	0	0	0
Goth	11	0-0	0-0	2-2	1	2	0	0	1	1	0
Willlock	26	4-9	0-0	3-4	9	3	1	7	0	1	11
Totals	200	28-67	5-15	19-26	45	18	12	16	4	11	80
		(.418)	(.333)	(.714)							

OKLAHOMA	MP	FG	3FG	FT	R	F	A	TO	B	S	TP
Mulkey (C)	23	2-8	0-0	0-0	2	4	2	1	2	2	4
Little (G)	45	3-15	2-7	0-0	3	3	3	1	0	0	8
Ortiz (G)	38	5-9	4-4	2-4	4	2	3	3	0	1	16
Manning (G)	43	8-15	1-3	3-6	11	3	4	3	0	1	20
Dungee (G)	23	3-8	0-2	0-0	2	1	1	2	0	0	6
Pierre-Louis	18	6-8	0-0	5-5	6	3	4	1	4	0	17
Edwards	9	1-1	0-0	0-0	2	0	4	2	0	0	2
Wyatt	3	0-0	0-0	0-0	0	0	1	0	0	0	0
Penzo	0+	0-0	0-0	0-0	0	0	0	0	0	0	0
Odimgbe	3	0-0	0-0	0-0	3	1	0	0	0	0	0
Carter	20	5-10	1-2	1-2	4	4	1	3	1	0	12
Treece	0+	0-0	0-0	0-0	0	0	0	0	0	0	0
Totals	33-74	8-18	11-17	42	21	22	17	7	4	85	
	(.446)	(.444)	(.647)								

Officials: Michael Price, Cameron Inouye, Roy Gulbeyan

Technical: None; Attendance: 3,194;

Halftime: OU 33, KSU 26

» GAME 14

OU 87, TCU 72

Jan. 1, 2017 • Norman • Lloyd Noble Center • SSTV

TCU	MP	FG	3FG	FT	R	F	A	TO	B	S	TP
Okonkwo (F)	14	1-5	1-2	1-2	2	3	1	0	1	1	4
Akomolafe (F)	11	0-4	0-0	1-2	3	3	0	0	1	0	1
Butts (G)	28	2-11	1-6	3-4	2	4	2	3	0	3	8
Alix (G)	38	9-16	5-10	0-0	8	3	5	1	1	1	23
Ray (G)	38	1-6	1-2	2-2	3	2	5	1	2	2	5
Thompson	29	4-11	1-4	3-5	2	3	2	2	1	0	12
Christian	3	0-2	0-1	0-0	0	2	0	1	0	0	0
Rainey	1	0-0	0-0	0-0	0	0	0	0	0	0	0
Coleman	10	1-1	1-1	0-0	2	2	1	0	0	1	3
Moore	19	6-10	0-0	4-5	10	4	0	1	0	0	16
Hellessey	5	0-2	0-2	0-0	1	0	0	1	0	1	0
Willie	4	0-0	0-0	0-0	0	1	0	1	0	0	0
Totals	200	24-68	10-28	14-20	38	27	16	11	6	9	72
		(.353)	(.357)	(.700)							

OKLAHOMA	MP	FG	3FG	FT	R	F	A	TO	B	S	TP
Mulkey (C)	16	4-5	0-0	0-0	5	2	0	0	6	0	8
Little (G)	40	9-15	3-4	4-5	3	3	1	0	0	4	25
Ortiz (G)	24	2-6	0-1	3-6	7	1	6	1	0	0	7
Manning (G)	35	3-12	2-6	4-5	8	2	1	1	0	1	12
Dungee (G)	25	2-7	2-4	5-6	2	11	2	4	0	0	11
Pierre-Louis	16	5-11	0-0	3-5	9	0	1	1	3	1	13
Williams	9	1-3	0-0	0-0	2	0	1	1	1	1	2
Edwards	16	0-4	0-1	3-4	5	1	3	4	0	2	3
Odimgbe	6	0-0	0-0	0-0	1	1	0	2	1	0	0
Carter	11	1-1	0-0	2-2	3	4	0	0	0	0	4
Treece	2	0-0	0-0	2-2	0	0	0	0	0	0	2
Totals	200	27-64	7-16	26-35	53	16	15	14	11	9	87
		(.422)	(.438)	(.743)							

Officials: Jesse Dickerson, Bill Laranca, Julie Krommerhoek

Technical: None; Attendance: 3,673; Halftime: TCU 41, OU 37

» GAME 16

WEST VIRGINIA 83, OU 73

Jan. 8, 2017 • Morgantown, W.Va. • WVU Coliseum • FS1

OKLAHOMA	MP	FG	3FG	FT	R	F	A	TO	B	S	TP
Mulkey (C)	15	3-5	0-0	0-0	5	1	0	3	2	0	6
Little (G)	37	7-17	3-7	0-0	3	1	3	2	0	2	17
Ortiz (G)	35	4-10	3-6	4-5	5	1	3	1	1	0	15
Manning (G)	35	0-4	0-2	3-4	1	0	1	3	0	1	3
Dungee (G)	14	1-2	0-1	0-0	1	0	0	2	0	0	2
Pierre-Louis	20	3-7	0-0	3-4	6	4	1	2	0	1	9
Williams	8	3-4	0-0	0-0	1	0	0	0	0	0	0
Edwards	14	5-10	1-2	0-2	3	3	1	2	0	2	11
Odimgbe	4	0-1	0-0	0-0	0	0	0	0	0	1	0
Carter	18	1-7	0-2	2-2	3	4	0	2	1	4	4
Totals	200	27-67	7-20	12-17	33	14	9	17	4	11	73
		(.403)	(.350)	(.706)							

W. VIRGINIA	MP	FG	3FG	FT	R	F	A	TO	B	S	TP
Muldrow (F)	22	4-10	0-2	3-3	5	4	3	3	1	1	11
Montgomery (C)	35	8-12	0-0	0-0	14	3	2	5	4	4	16
Martin (G)	40	6-13	4-7	2-2	11	0	4	5	1	2	18
Ray (G)	27	1-3	1-2	3-4	2	4	10	1	0	1	6
Pardoe (G)	19	4-8	2-5	0-0	3	0	3	0	3	0	10
Brewer	31	6-10	3-4	0-0	2	3	0	3	0	0	15
King	20	2-3	0-0	1-2	3	3	1	2	0	0	5
Thomas	0+	0-0	0-0	0-0	0	0	0	0	0	0	0
Rhodes	1	0-0	0-0	0-2	0	0	0	0	0	0	0
Martin	5	1-2	0-1	0-1	0	0	0	0	0	0	2
Totals	200	32-61	10-21	9-14	41	20	20	22	6	10	83
		(.525)	(.476)	(.643)							

Officials: Mark Zentz, Laura Morris, Kevin Pethel

Technical: None; Attendance: 2,563; Halftime: WVU 42, OU 25

BOX SCORES

» GAME 17

OU 67, IOWA STATE 57

Jan. 11, 2017 • Ames, Iowa • Hilton Coliseum • Cyclones.tv

OKLAHOMA	MP	FG	3FG	FT	R	F	A	TO	B	S	TP
Little (G)	36	2-5	2-5	2-6	3	1	0	1	1	1	8
Ortiz (G)	34	5-13	0-2	1-1	6	2	3	1	0	1	11
Manning (G)	32	3-11	2-5	2-2	5	3	3	3	0	1	10
Mulkey (C)	8	0-1	0-0	0-0	0	0	0	2	0	0	0
Dungee (G)	17	1-4	0-1	0-0	2	1	1	1	2	1	2
Pierre-Louis	27	8-12	0-0	2-3	16	4	0	3	2	1	18
Williams	7	0-0	0-0	0-0	0	2	0	0	0	0	0
Wyatt	16	1-2	1-2	0-0	0	0	1	0	0	0	3
Odimgbe	0+	0-0	0-0	0-0	0	0	0	0	0	0	0
Carter	21	2-5	0-0	7-8	3	3	2	2	0	0	11
Treece	5	2-2	0-0	0-0	1	1	0	0	0	1	4
Totals	200	24-55	5-15	14-20	38	17	10	14	5	6	67
		(.436)	(.222)	(.700)							

IOWA STATE	MP	FG	3FG	FT	R	F	A	TO	B	S	TP
Buckley (G)	37	3-9	1-4	1-2	2	1	5	4	0	2	8
Johnson (F)	37	4-14	1-7	5-6	9	1	4	2	0	1	14
Carleton (G)	36	6-17	1-7	2-2	6	1	1	4	2	0	15
Starks (G)	14	0-0	0-0	0-0	0	0	0	1	1	0	0
Burkhal (F)	31	5-11	1-3	0-0	11	4	0	1	0	3	11
Durr	26	1-6	1-4	1-2	0	5	1	0	0	0	4
Bowe	9	1-4	0-1	0-0	1	2	0	0	0	0	2
Chamber	10	1-1	1-1	0-0	2	3	1	0	2	0	3
Totals	200	21-62	6-27	9-12	39	19	12	13	5	6	57
		(.431)	(.615)	(.905)							

Officials: Dee Kanter, Scott Yarbrough, Brian Garland
Technical: None; **Attendance:** 10,043; **Halftime:** ISU 30, OU 28

» GAME 18

OU 66, TEXAS TECH 45

Jan. 14, 2017 • Norman • Lloyd Noble Center • SSTV

TEXAS TECH	MP	FG	3FG	FT	R	F	A	TO	B	S	TP
Brewer (F)	23	3-8	0-0	0-0	4	1	0	1	1	0	6
Terry (C)	26	5-10	0-0	0-2	5	5	0	3	1	0	10
CookTaylor (G)	21	1-8	0-0	1	8	2	1	4	1	1	2
Caldwell (G)	32	2-11	0-6	0-0	3	0	2	1	1	0	4
Brooks (G)	31	5-14	2-5	0-0	2	1	1	2	0	2	12
Blaire	11	2-5	1-2	0-0	0	3	0	1	0	2	5
Bright	24	1-4	0-2	0-0	1	1	2	0	0	1	2
Sanders	15	0-2	0-0	0-2	7	2	2	0	0	0	0
Olabode	11	0-1	0-0	2-2	3	0	0	2	1	0	2
McKenzie	6	0-1	0-0	2-4	3	1	0	1	0	0	2
Totals	200	19-64	3-15	4-11	39	16	8	16	5	6	45
		(.297)	(.200)	(.364)							

OKLAHOMA	MP	FG	3FG	FT	R	F	A	TO	B	S	TP
Mulkey (C)	12	1-2	0-0	2-4	1	2	0	1	2	0	4
Little (G)	26	7-13	2-7	2-2	5	1	2	1	2	1	18
Ortiz (G)	18	4-9	2-5	0-0	5	0	1	2	0	1	10
Manning (G)	26	3-10	0-4	0-0	2	2	3	2	1	1	6
Carter (G)	23	2-5	1-2	0-2	6	1	1	0	1	1	5
Pierre-Louis	23	4-6	0-0	2-2	11	1	0	2	2	1	10
Williams	12	1-3	0-0	0-0	0	0	1	1	0	0	2
Edwards	20	2-7	0-1	0-0	3	1	2	3	1	1	4
Wyatt	10	2-4	1-3	0-0	3	0	0	0	0	1	5
Rich	2	1-1	0-0	0-0	0	1	0	0	0	0	2
Penzo	2	0-0	0-0	0-0	1	0	1	0	0	0	0
Kellogg	6	0-1	0-1	0-0	0	0	0	1	0	0	0
Odimgbe	5	0-0	0-0	0-2	2	1	0	1	0	0	0
Treece	5	0-1	0-1	0-0	1	1	0	0	1	1	0
Dungee	10	0-2	0-2	0-0	2	1	0	1	0	0	0
Totals	200	28-59	3-11	22-26	40	13	13	9	4	7	81
		(.475)	(.273)	(.846)							

Officials: Tina Napier, Lisa Jones, Jesse Dickerson
Technical: None; **Attendance:** 3,566; **Halftime:** OU 34, TTU 18



► **Vionise Pierre-Louis** averaged 18.5 points, 5.5 rebounds and 3.5 blocks in OU's two games against Texas last year. She shot .591 from the field and .786 from the foul line.

» GAME 19

TEXAS 86, OU 68

Jan. 17, 2017 • Austin, Texas • Frank Erwin Center • FS1

OKLAHOMA	MP	FG	3FG	FT	R	F	A	TO	B	S	TP
Mulkey (C)	5	0-1	0-0	0-0	2	1	0	0	0	0	0
Little (G)	31	5-16	2-8	2-2	4	4	1	2	0	2	14
Ortiz (G)	23	1-5	0-1	0-0	5	5	4	3	0	0	2
Manning (G)	40	3-7	3-6	0-0	4	2	1	3	1	2	9
Carter (G)	16	1-6	1-2	0-0	1	2	1	4	0	2	3
Pierre-Louis	35	5-10	0-0	6-7	7	1	1	2	4	0	16
Williams	8	0-2	0-0	0-0	1	0	1	0	0	0	0
Edwards	17	4-7	1-3	0-0	3	4	1	2	0	1	9
Dungee	25	2-6	1-3	10-10	4	3	0	0	0	0	15
Totals	200	21-60	8-23	18-19	33	22	10	16	5	7	68
		(.350)	(.348)	(.947)							

TEXAS	MP	FG	3FG	FT	R	F	A	TO	B	S	TP
Holmes (F)	34	8-14	0-0	4-5	10	1	3	3	2	0	20
Lang (C)	26	5-9	0-0	1-2	3	3	1	1	0	0	11
McCarty (G)	37	4-13	4-8	4-6	4	3	3	1	0	1	16
Taylor (G)	20	0-0	0-0	0-0	11	0	4	4	0	2	0
Atkins (G)	29	9-13	0-1	1-2	4	5	2	2	0	3	19
Sutton	16	1-9	0-2	0-0	3	1	2	0	0	0	2
Higgs	19	6-8	1-1	2-4	4	2	2	2	0	0	15
Caron-Goudreau, K.	7	0-0	0-0	0-0	1	0	1	0	0	0	0
Caron-Goudreau, A.	12	1-3	0-0	1-2	4	1	0	2	1	0	3
Totals	200	34-69	12-21	13-21	45	17	17	16	3	6	86
		(.493)	(.417)	(.619)							

Officials: Mark Zentz, Brian Hall, Gina Cross
Technical: None; **Attendance:** 3,259; **Halftime:** UT 40, OU 29

BOX SCORES

» GAME 20

OU 68, OKLAHOMA STATE 62

Jan. 22, 2017 • Norman • Lloyd Noble Center • SSTV

OKLA. STATE	MP	FG	3FG	FT	R	F	A	TO	B	S	TP
Coleman (F)	21	2-3	0-1	0-0	3	5	2	2	0	1	4
Loecker (F)	29	1-4	0-0	0-0	5	3	6	0	0	0	2
Jensen (C)	22	4-12	1-2	9-10	9	3	1	1	1	1	18
Echols (G)	26	3-8	2-6	0-0	0	3	1	7	0	0	8
Wheeler (G)	33	4-8	1-3	1-4	2	3	1	3	0	1	10
Omozee	18	0-2	0-0	0-0	4	2	2	4	0	0	0
Combs	14	1-3	0-0	0-2	1	1	1	1	0	0	2
Holt	34	8-10	0-0	0-0	12	4	0	2	1	0	16
Jones	1	0-1	0-1	0-0	0	1	0	1	0	0	0
Bryant	2	1-1	0-0	0-0	0	1	0	0	0	0	2
Totals	200	24-52	4-13	10-16	39	26	14	21	2	3	62
		(.462)	(.308)	(.625)							

OKLAHOMA	MP	FG	3FG	FT	R	F	A	TO	B	S	TP
Mulkey (C)	14	2-3	0-0	0-0	5	2	0	2	3	0	4
Little (G)	37	3-10	1-4	3-4	2	1	0	2	0	1	10
Ortiz (G)	20	3-5	1-3	2-2	2	0	3	0	0	1	9
Manning (G)	35	7-16	4-6	2-2	3	2	3	0	0	2	20
Carter (G)	18	0-3	0-0	3-4	0	1	0	1	0	1	3
Pierre-Louis	26	5-10	0-0	5-7	6	3	0	0	2	0	15
Williams	3	0-2	0-1	0-0	0	0	0	0	0	0	0
Edwards	20	0-1	0-0	0-0	1	4	3	3	0	3	0
Wyatt	4	0-2	0-2	0-0	0	0	0	0	0	0	0
Treece	2	0-1	0-0	0-0	0	0	0	0	0	0	0
Dungee	21	1-7	0-2	5-6	4	1	0	1	1	1	7
Totals	200	21-60	6-18	20-25	31	14	9	9	6	9	68
		(.350)	(.333)	(.800)							

Officials: Scott Yarborough, Bob Trammell, Cameron Inouye
Technical: None; **Attendance:** 6,543; **Halftime:** OSU 31, OU 28

» GAME 21

OU 78, IOWA STATE 63

Jan. 25, 2017 • Norman • Lloyd Noble Center • SSTV

IOWA STATE	MP	FG	3FG	FT	R	F	A	TO	B	S	TP
Johnson (F)	38	8-14	1-3	0-0	7	2	3	3	0	0	17
Burkhal (F)	20	2-4	0-0	0-0	1	3	0	1	0	0	4
Durr (G)	17	2-3	0-0	0-0	1	0	1	3	0	0	4
Buckley (G)	38	5-12	2-4	3-5	4	2	2	3	0	0	15
Carleton (G)	35	2-11	2-8	4-4	5	1	2	2	0	1	10
Bowe	17	4-6	2-3	1-2	3	5	0	0	0	1	11
Washington	7	1-1	0-0	0-0	0	1	0	0	0	0	2
Camber	5	0-1	0-1	0-0	0	0	1	0	0	0	0
Starks	20	0-0	0-0	0-0	3	2	1	1	0	1	0
Ricketts	3	0-1	0-0	0-0	1	0	0	1	0	0	0
Totals	200	24-53	7-19	8-11	30	16	10	15	0	4	63
		(.453)	(.368)	(.727)							

OKLAHOMA	MP	FG	3FG	FT	R	F	A	TO	B	S	TP
Young (F)	21	3-7	0-0	0-0	5	3	0	2	0	3	6
Withey (C)	34	6-11	0-0	1-4	9	1	1	1	4	3	13
Johnson (G)	26	3-8	2-6	0-0	1	4	2	4	0	1	8
McLemore (G)	37	5-10	3-5	5-5	7	1	1	2	0	0	18
Releford (G)	38	4-10	1-4	1-2	5	1	5	3	1	1	10
Tharpe	17	1-5	1-2	5-6	0	1	4	2	0	0	8
Adams	3	0-1	0-0	0-0	0	1	0	0	0	0	0
Traylor	10	1-1	0-0	0-2	3	1	0	0	1	0	2
Ellis	14	1-2	0-0	0-0	5	0	2	0	0	0	2
Totals	200	29-58	10-24	10-11	30	12	17	9	5	7	78
		(.500)	(.417)	(.909)							

Officials: Felecia Grinter, Bryan Enterline, Eric Brewton
Technical: None; **Attendance:** 3,353; **Halftime:** OU 35, ISU 28

» GAME 22

BAYLOR 92, OU 58

Jan. 29, 2017 • Waco, Texas • Ferrell Center • ESPN2

OKLAHOMA	MP	FG	3FG	FT	R	F	A	TO	B	S	TP
Mulkey (C)	7	2-3	0-0	0-0	2	3	0	2	1	0	4
Little (G)	35	5-17	2-8	3-3	4	0	1	1	0	5	15
Ortiz (G)	35	3-11	3-7	1-2	10	3	3	1	0	0	10
Manning (G)	34	4-14	1-3	2-2	9	3	1	1	0	0	11
Carter (G)	18	1-7	0-4	0-0	0	2	2	1	0	1	2
Pierre-Louis	27	3-13	0-0	4-4	6	5	0	6	1	0	10
Williams	5	0-1	0-0	0-0	0	1	0	0	0	0	0
Edwards	9	2-2	0-0	2-1	2	1	2	0	0	0	6
Wyatt	9	0-3	0-3	0-0	2	0	0	0	0	0	0
Odimgbe	4	0-0	0-0	0-0	2	0	0	0	0	0	0
Treece	2	0-0	0-0	0-0	0	1	0	2	0	0	0
Dungee	15	0-6	0-1	0-0	0	0	0	1	0	0	0
Totals	200	20-77	6-26	12-15	44	19	9	17	2	6	58
		(.272)	(.231)	(.800)							

BAYLOR	MP	FG	3FG	FT	R	F	A	TO	B	S	TP
Davis (F)	25	4-7	0-0	5-6	6	0	1	0	0	1	13
Brown (C)	15	5-9	0-0	1-2	2	2	0	3	1	0	11
Wallace (G)	24	1-4	0-1	2-3	2	3	6	1	1	2	4
Prince (G)	32	4-8	2-5	0-0	10	0	2	3	1	0	10
Jones (G)	31	10-19	2-6	2-2	12	2	10	2	0	2	24
Cohen	8	1-5	0-0	1-2	2	1	0	1	0	0	3
Gulley	2	0-0	0-0	0-0	0	0	0	0	0	0	0
Cox	20	2-8	0-1	1-2	5	2	6	1	5	1	5
Landrum	6	0-0	0-0	2-4	3	1	0	1	0	0	2
Chou	15	2-4	0-1	0-0	1	1	1	1	1	0	2
Dry	2	0-1	0-0	0-0	1	0	0	0	0	0	0
Cave	20	8-9	0-0	0-0	9	2	1	0	0	1	16
Totals	200	37-74	4-14	14-21	55	14	27	13	8	9	92
		(.500)	(.286)	(.667)							

Officials: Jesse Dickerson, Michael Price, Amy Bonner
Technical: None; **Attendance:** 6,632; **Halftime:** BU 45, OU 32



► During a key stretch in Big 12 play, OU won seven of eight contests. **Maddie Manning** was key to the Sooners' success, averaging 16.4 points and 6.8 rebounds per game.

BOX SCORES

» GAME 23

OU 89, KANSAS 52

Feb. 1, 2017 • Norman • Lloyd Noble Center • SSTV

KANSAS	MP	FG	3FG	FT	R	F	A	TO	B	S	TP
Umeri (F)	15	0-3	0-0	0-0	5	3	1	0	0	0	0
Washington (G)	30	3-20	2-6	3-4	2	1	2	1	0	4	11
Christopher (G)	19	2-5	0-0	1-4	1	2	3	4	0	0	5
Cheadle (G)	19	0-2	0-1	0-0	3	3	1	1	0	1	0
Kopatich (G)	29	6-9	2-5	0-0	1	1	0	1	0	1	14
Lott	7	0-1	0-0	0-0	0	1	0	0	0	2	0
Calvert	14	0-4	0-2	0-0	1	0	3	2	0	1	0
Brown	24	1-3	0-0	2-4	7	1	0	2	1	1	4
O'Neal	13	3-9	3-7	0-0	0	0	0	1	0	1	9
Robertson	17	2-5	0-0	1-2	5	2	0	2	0	2	5
ManningAllen	13	1-4	0-0	2-2	1	3	0	2	3	1	4
Totals	200	18-65	7-21	9-16	33	17	10	19	4	14	52

OKLAHOMA	MP	FG	3FG	FT	R	F	A	TO	B	S	TP
Mulkey (C)	17	1-4	0-0	3-4	4	1	0	0	8	0	5
Little (G)	33	7-11	0-3	2-2	4	0	2	5	1	1	16
Ortiz (G)	27	4-6	2-4	2-2	6	1	5	0	0	1	12
Manning (G)	29	8-9	3-3	0-0	7	3	4	3	0	2	19
Carter (G)	12	5-7	0-1	1-1	2	2	1	0	0	0	11
Pierre-Louis	19	3-7	0-0	1-2	7	3	0	4	3	1	7
Williams	8	1-2	0-0	0-0	1	1	0	2	0	0	2
Edwards	11	0-2	0-0	3-4	2	1	5	1	0	2	3
Wyatt	5	0-0	0-0	0-0	0	1	0	0	0	0	0
Rich	2	0-1	0-0	0-0	0	1	0	0	0	0	0
Penzo	2	0-0	0-0	0-0	0	0	0	1	0	0	0
Kellogg	6	3-3	1-1	0-0	2	1	0	0	0	1	7
Odingbe	4	0-1	0-0	0-0	2	0	0	0	0	0	0
Treece	1	0-0	0-0	0-0	0	0	0	1	1	0	0
Dungee	24	3-6	0-1	1-1	0	0	2	0	0	2	7
Totals	200	35-59	6-13	13-16	42	16	20	18	13	10	89

Officials: Lisa Mattingly, Laura Morris, Maj Forsberg
Technical: None; **Attendance:** 8,456; **Halftime:** OU 47, KU 28

» GAME 24

OU 66, OKLAHOMA STATE 60

Feb. 4, 2017 • Stillwater, Okla. • Gallagher-Iba Arena • FSN

OKLAHOMA	MP	FG	3FG	FT	R	F	A	TO	B	S	TP
Mulkey (C)	10	0-1	0-0	0-0	1	2	0	0	2	0	0
Little (G)	39	4-11	2-3	1-2	3	3	2	1	1	4	11
Ortiz (G)	37	4-12	1-5	8-8	5	3	3	3	0	0	17
Manning (G)	40	3-7	2-3	3-4	9	4	3	4	0	1	11
Carter (G)	14	4-6	1-2	0-0	2	4	0	1	0	1	9
Pierre-Louis	30	4-9	0-0	0-0	4	3	0	4	2	1	8
Williams	5	0-0	0-0	0-0	1	0	0	0	0	0	0
Penzo	3	0-0	0-0	0-0	0	1	0	1	0	0	0
Odingbe	0+	0-0	0-0	0-0	0	0	0	0	0	0	0
Dungee	22	3-8	2-3	2-2	2	2	0	1	1	1	10
Totals	200	22-54	8-16	14-16	33	22	8	15	6	8	66

OKLA. STATE	MP	FG	3FG	FT	R	F	A	TO	B	S	TP
Coleman (F)	40	6-8	2-7	5-5	11	2	0	3	0	1	19
Holt (F)	14	0-1	0-0	0-2	2	1	0	2	0	0	0
Jensen (C)	37	7-23	1-4	2-4	15	3	2	7	1	2	17
Combs (G)	10	0-1	0-0	0-0	1	2	0	0	0	0	0
Wheeler (G)	36	4-12	2-6	5-6	3	3	1	0	1	2	15
Omoozee	24	2-8	0-2	1-2	6	2	1	2	0	2	5
Echols	4	0-0	0-0	0-0	2	0	0	0	0	0	0
Jones	5	0-0	0-0	0-0	2	0	1	0	0	0	0
Loecker	30	2-5	0-1	0-0	0	3	4	2	1	1	4
Totals	200	21-68	5-20	13-19	49	15	11	16	3	8	50

Officials: Lisa Jones, Roy Gulbeyan, Doug Knight
Technical: None; **Attendance:** 3,074; **Halftime:** OU 30, OSU 26

» GAME 25

OU 90, WEST VIRGINIA 87 (20T)

Feb. 7, 2017 • Norman • Lloyd Noble Center • SSTV

W. VIRGINIA	MP	FG	3FG	FT	R	F	A	TO	B	S	TP
Muldrow (F)	47	4-11	2-4	12-13	13	3	5	4	0	2	22
Montgomery (C)	19	4-6	0-0	2-3	9	5	0	4	0	0	10
Martin (G)	48	14-24	6-8	1-1	5	2	0	2	1	1	35
Ray	44	2-10	2-7	0-0	3	5	5	3	1	2	6
Pardee	25	1-8	0-4	2-2	1	2	1	0	0	0	4
Brewer	30	1-8	1-6	6-6	2	2	0	3	0	0	1
King	11	0-1	0-0	1-2	2	2	0	3	0	0	1
Rhodes	26	0-3	0-1	0-0	5	4	1	1	2	2	0
Totals	200	26-71	11-30	24-27	44	27	14	21	5	8	87

OKLAHOMA	MP	FG	3FG	FT	R	F	A	TO	B	S	TP
Mulkey (C)	10	1-2	0-0	1-2	6	3	0	4	0	0	3
Little (G)	50	5-15	1-4	2-2	5	1	3	1	0	3	13
Ortiz (G)	48	0-5	0-1	9-12	7	2	4	1	0	2	9
Carter (G)	33	4-10	2-5	4-6	2	5	2	0	0	0	14
Dungee (G)	39	4-8	1-2	0-0	2	3	1	1	0	0	9
Pierre-Louis	35	12-18	0-0	9-12	13	4	3	4	1	1	33
Williams	7	2-3	0-1	0-0	1	2	0	0	0	2	4
Wyatt	13	2-3	1-1	0-0	0	0	1	0	0	0	5
Penzo	2	0-0	0-0	0-0	0	0	0	2	0	0	0
Odingbe	5	0-0	0-0	0-0	2	0	0	1	0	0	0
Treece	8	0-3	0-2	0-0	1	1	1	3	1	0	0
Totals	200	30-67	5-16	25-34	44	21	15	17	2	8	90

Officials: Tina Napier, Scott Yarbrough, Metta Roberts
Technical: None; **Attendance:** 4,890; **Halftime:** WVU 33, OU 25

» GAME 26

OU 64, TEXAS TECH 56

Feb. 11, 2017 • Lubbock, Texas • United Supermarkets Arena • FSSW

OKLAHOMA	MP	FG	3FG	FT	R	F	A	TO	B	S	TP
Little (G)	36	0-13	0-5	1-2	3	2	2	0	0	0	1
Ortiz (G)	40	5-12	2-9	6-6	7	1	3	2	0	3	18
Carter (G)	34	5-11	2-4	0-0	3	4	1	1	0	1	12
Mulkey (C)	9	0-2	0-0	0-0	1	0	0	0	1	0	0
Dungee (G)	37	7-16	3-7	1-1	9	3	2	0	0	3	18
Pierre-Louis	31	4-14	0-0	2-2	14	2	2	3	1	1	10
Williams	5	1-3	0-0	0-0	0	0	1	0	0	1	2
Wyatt	5	1-4	1-4	0-0	1	2	0	1	0	0	3
Penzo	3	0-0	0-0	0-0	0	0	0	0	0	0	0
Totals	200	23-75	8-29	10-11	46	14	11	7	2	9	64

TEXAS TECH	MP	FG	3FG	FT	R	F	A	TO	B	S	TP
CookTaylor (G)	24	0-5	0-0	0-0	7	1	0	2	0	1	0
Caldwell (G)	36	2-9	2-6	0-0	4	3	7	5	0	1	6
Terry (G)	19	1-6	0-0	0-0	5	1	1	3	0	0	2
Brewer (C)	29	5-8	0-0	0-0	5	1	0	1	5	0	10
Guirantes (G)	30	4-8	1-2	2-2	3	1	3	2	1	2	11
Brooks	27	3-10	2-7	0-0	2	3	2	1	0	0	8
Bright	3	0-0	0-0	0-0	0	2	1	1	0	0	0
Sanders	16	1-2	0-0	2-4	6	1	0	2	0	0	4
Oladbode	14	6-6	3-3	0-2	6	0	0	1	0	0	15
McKenzie	2	0-0	0-0	0-0	2	0	1	0	0	0	0
Totals	200	22-54	8-18	10-11	45	13	15	19	6	4	56

Officials: Dee Kantner, Mark Zentz, Amy Bonner
Technical: None; **Attendance:** 4,239; **Halftime:** TTU 33, OU 22

BOX SCORES

» GAME 27

OU 74, TEXAS 73

Feb. 18, 2017 • Norman • Lloyd Noble Center • FS1

TEXAS	MP	FG	3FG	FT	R	F	A	TO	B	S	TP
Holmes (F)	32	3-7	0-0	2-2	8	5	4	4	0	2	8
Lang (C)	32	6-14	0-0	1-2	8	3	2	3	2	0	13
McCarty (G)	40	5-14	2-5	4-4	4	2	2	2	0	0	16
Taylor (G)	33	2-7	0-0	1-2	9	1	6	3	1	2	5
Atkins (G)	24	3-9	2-3	3-4	1	4	1	1	0	1	11
Sutton	5	1-1	1-1	0-0	1	0	0	0	0	0	3
Higgs	19	3-9	1-2	0-0	1	1	2	0	0	2	7
Underwood	4	2-4	0-0	0-0	0	0	0	0	0	0	0
Caron-Goudreau, A.11	2-3	0-0	2-2	4	2	0	1	0	0	0	6
Totals	200	27-68	6-11	13-16	40	18	17	15	3	7	73
		(.397)	(.545)	(.813)							

OKLAHOMA	MP	FG	3FG	FT	R	F	A	TO	B	S	TP
Mulkey (C)	17	3-4	0-0	1-2	0	1	0	1	1	2	7
Little (G)	37	5-12	3-6	2-2	2	1	0	1	0	1	15
Ortiz (G)	36	5-10	1-2	3-3	5	3	5	0	0	2	14
Carter (G)	30	3-5	0-0	4-4	5	3	1	1	0	0	10
Dungee (G)	37	2-10	1-5	0-0	7	4	5	4	0	0	5
Pierre-Louis	23	8-12	0-0	5-7	4	5	0	4	3	0	21
Williams	10	1-2	0-0	0-0	1	0	0	1	0	0	2
Edwards	6	0-0	0-0	0-0	0	1	0	0	0	0	0
Wyatt	2	0-0	0-0	0-0	0	0	0	1	0	0	0
Treece	2	0-0	0-0	0-0	0	0	0	1	0	0	0
Totals	200	27-55	13-15	18-32	18	11	14	4	5	7	74
		(.491)	(.385)	(.833)							

Officials: Lisa Mattingly, Lisa Jones, Jesse Dickerson

Technical: None; Attendance: 6,038; Halftime: OU 42, UT 38

» GAME 28

KANSAS STATE 79, OU 71

Feb. 21, 2017 • Manhattan, Kan. • Bramlage Coliseum • FCSC

OKLAHOMA	MP	FG	3FG	FT	R	F	A	TO	B	S	TP
Mulkey (C)	5	1-2	0-0	0-2	1	3	0	0	1	0	2
Little (G)	36	5-11	1-5	0-0	3	4	2	2	1	2	11
Ortiz (G)	34	4-12	2-8	0-0	4	4	8	4	0	2	10
Carter (G)	30	3-8	0-0	2-2	3	4	1	1	0	1	8
Dungee (G)	21	5-7	0-0	2-4	2	1	2	2	0	2	12
Pierre-Louis	34	10-15	0-0	1-1	11	2	3	3	4	2	21
Williams	2	0-0	0-0	0-0	0	0	0	1	0	0	0
Edwards	7	0-0	0-0	0-0	0	0	1	1	0	0	0
Manning	31	3-7	1-4	0-0	2	3	4	2	2	2	7
Totals	200	31-62	4-17	5-9	29	21	21	16	8	11	71
		(.500)	(.235)	(.556)							

K-STATE	MP	FG	3FG	FT	R	F	A	TO	B	S	TP
Williams (F)	19	1-4	0-0	0-0	4	0	3	1	0	1	2
Martin (F)	19	2-4	0-0	2-2	0	1	5	0	0	0	6
Lewis (C)	30	6-11	0-0	6-9	8	2	0	3	1	0	18
Middlebrook (G)	33	5-10	1-2	8-11	7	4	4	3	0	2	19
Wesemann (G)	35	4-11	3-6	2-2	1	3	4	0	0	1	13
Sheble	10	2-4	0-0	0-0	4	3	2	0	0	2	4
Page, K.	22	1-4	1-2	0-0	3	0	1	0	0	1	3
Page, L.	4	1-1	0-0	2-2	0	0	0	1	0	0	4
Goth	7	0-0	0-0	0-0	0	0	2	0	0	0	0
Willcock	21	5-11	0-0	0-1	7	1	3	1	0	1	10
Totals	200	27-60	5-10	20-27	39	13	18	17	1	8	79
		(.450)	(.500)	(.741)							

Officials: Melissa Barlow, Bryan Enterline, Eric Brewton

Technical: None; Attendance: 4,377; Halftime: KSU 41, OU 25

» GAME 29

OU 73, TCU 64

Feb. 25, 2017 • Fort Worth, Texas • Schollmaier Arena • FSSW+

OKLAHOMA	MP	FG	3FG	FT	R	F	A	TO	B	S	TP
Mulkey (C)	19	3-8	0-0	0-2	6	2	0	3	1	1	6
Little (G)	35	1-6	0-1	1-1	5	2	3	3	0	1	3
Ortiz (G)	35	3-9	2-5	5-5	7	3	8	2	0	0	13
Manning (G)	32	6-10	3-3	0-2	7	2	3	1	0	0	15
Carter (G)	19	2-4	1-1	3-4	7	1	0	2	0	0	8
Pierre-Louis	14	6-9	0-0	6-9	4	4	0	5	4	1	18
Williams	2	0-0	0-0	1-2	0	0	0	0	0	0	1
Edwards	9	1-1	0-0	0-0	0	0	0	0	0	0	2
Odimgbe	3	1-1	0-0	0-0	2	2	0	2	0	0	2
Treece	4	0-2	0-0	0-0	1	0	0	0	0	0	0
Dungee	28	1-7	0-1	3-4	5	1	0	3	0	2	5
Totals	200	24-57	6-11	19-29	50	18	14	23	5	6	73
		(.421)	(.545)	(.655)							

TCU	MP	FG	3FG	FT	R	F	A	TO	B	S	TP
Willie (F)	11	0-0	0-0	0-0	2	1	0	0	0	0	1
Thompson (G)	33	3-12	2-7	0-0	2	1	1	0	0	1	8
Butts (G)	31	7-12	1-2	7-10	5	4	0	3	0	0	22
Alix (G)	39	6-20	2-8	3-3	8	2	2	6	0	2	17
Ray (G)	31	1-8	0-1	0-0	1	4	2	1	1	2	2
Okonkwo	15	1-5	0-1	4-4	8	5	0	1	0	2	6
Ramirez	20	0-6	0-4	0-0	1	1	2	1	0	1	0
Moore	8	3-4	0-0	3-4	5	5	0	0	0	0	9
Akomolafe	12	0-0	0-0	0-2	2	2	0	1	1	5	0
Totals	200	21-67	5-23	17-23	39	25	7	13	2	14	64
		(.313)	(.217)	(.739)							

Officials: Mark Zentz, Laura Morris, Greg Small

Technical: None; Attendance: 2,377; Halftime: OU 32, TCU 31

» GAME 30

BAYLOR 103, OU 64

Feb. 27, 2017 • Norman • Lloyd Noble Center • FS1

BAYLOR	MP	FG	3FG	FT	R	F	A	TO	B	S	TP
Cohen (F)	24	3-7	0-0	0-0	7	4	3	0	0	0	6
Davis (F)	19	1-5	0-0	0-0	7	2	5	0	0	0	2
Brown (C)	20	7-7	0-0	3-3	7	3	0	3	2	2	17
Wallace (G)	29	6-12	3-6	0-0	5	2	7	6	0	0	15
Prince (G)	33	9-19	5-9	1-1	7	1	2	0	0	1	24
Cox	11	0-0	0-0	5-6	1	3	0	3	0	1	5
Landrum	7	0-1	0-0	2-2	2	2	0	1	0	0	2
Chou	22	4-8	3-4	0-0	2	4	2	4	2	0	11
Dry	5	1-2	0-0	0-0	0	1	1	0	0	0	2
Mompremier	15	3-6	0-0	2-4	9	2	1	1	0	0	8
Cave	15	3-5	0-0	5-6	5	1	2	0	1	0	11
Totals	200	37-72	11-19	18-22	59	25	23	18	5	4	103
		(.514)	(.579)	(.818)							

OKLAHOMA	MP	FG	3FG	FT	R	F	A	TO	B	S	TP
Kellogg (F)	18	2-6	2-5	2-2	2	4	0	0	0	2	8
Edwards (G)	24	3-8	1-4	2-4	4	2	4	3	0	6	9
Wyatt (G)	15	2-2	2-2	1-2	1	1	0	0	0	0	7
Little (G)	22	1-4	1-2	1-2	1	2	1	2	0	0	4
Carter (G)	17	2-9	1-4	6-7	2	5	1	3	0	0	11
Pierre-Louis	19	3-9	0-0	3-4	2	1	0	1	0	0	9
Williams	9	1-3	0-1	1-2	2	1	0	1	0	0	3
Penzo	0+	0-0	0-0	0-0	0	0	0	0	0	0	0
Manning	29	3-9	1-3	4-4	2	1	2	1	0	3	11
Odimgbe	0+	0-0	0-0	0-0	0	0	0	0	0	1	0
Mulkey	6	0-1	0-0	0-0	1	0	0	0	0	2	0
Dungee	15	0-6	0-2	0-0	1	2	1	1	0	0	0
Totals	200	18-62	8-26	20-27	23	20	13	13	3	11	64
		(.290)	(.308)	(.741)							

Officials: Dee Kantner, Tina Napier, Doug Knight

Technical: OU - Carter; Attendance: 4,804; Halftime: BU 44, OU 22

BOX SCORES

» GAME 31

WEST VIRGINIA 82, OU 58 (Phillips 66 Big 12 Championship)

March 4, 2017 • Oklahoma City, Okla. • Chesapeake Energy Arena • FSN

W. VIRGINIA	MP	FG	3FG	FT	R	F	A	TO	B	S	TP
Martin, T. (G)	35	7-20	4-11	3-4	2	2	1	0	0	1	21
Muldrow (F)	26	8-11	1-1	2-2	8	2	3	1	3	2	19
Ray (G)	37	2-6	1-2	1-1	3	3	10	2	0	1	6
Montgomery (C)	18	6-8	0-0	0-0	7	4	0	3	3	1	12
Pardee (G)	30	5-8	2-4	1-1	4	3	2	1	0	3	13
Brewer	17	3-4	1-2	0-1	0	4	0	3	0	1	7
King	13	1-1	0-0	0-0	3	3	2	1	0	0	2
Thomas	1	0-0	0-0	0-0	0	0	0	0	0	0	0
Rhodes	19	1-1	0-0	0-0	2	3	2	2	2	2	3
Martin, A.	4	0-0	0-0	0-0	0	0	0	1	0	0	0
Totals	200	33-59	9-20	7-9	24	20	20	14	8	11	82

(.559) (.450) (.778)

OKLAHOMA	MP	FG	3FG	FT	R	F	A	TO	B	S	TP
Little (G)	21	2-7	1-1	0-0	1	3	1	0	0	0	5
Ortiz (G)	26	1-5	0-3	2-2	1	1	2	3	0	0	4
Manning (G)	30	4-8	1-2	5-5	5	1	2	4	1	0	14
Carter (G)	18	1-6	0-2	2-2	2	2	1	0	0	1	4
Mulkey (C)	9	0-0	0-0	1-2	4	1	0	1	0	0	1
Pierre-Louis	22	5-10	0-0	0-2	8	1	1	0	0	1	10
Williams	17	0-4	0-1	3-4	0	2	0	2	0	1	3
Edwards	14	0-1	0-0	1-2	2	0	2	4	0	0	1
Wyatt	13	2-6	2-6	0-0	0	2	0	1	0	0	6
Kellogg	2	0-0	0-0	0-0	0	0	0	0	0	0	0
Odimgbe	10	2-3	0-0	2-2	2	2	0	1	0	0	6
Dungee	18	1-4	0-1	2-2	2	4	0	3	0	2	4
Totals	200	18-54	4-16	18-23	34	19	9	19	1	5	58

(.333) (.250) (.783)

Officials: Laura Morris, Scott Yarbrough, Bill Laranca
Technical: None • **Attendance:** 3,852; **Half:** WVU 48, OU 24

» GAME 32

OU 75, GONZAGA 62 (NCAA Tournament - First Round)

March 18, 2017 • Seattle, Wash. • Alaska Airlines Arena • ESPN2

GONZAGA	MP	FG	3FG	FT	R	F	A	TO	B	S	TP
Barta (F)	31	5-14	1-5	2-3	5	3	1	2	1	2	13
Kudron (F)	27	4-11	0-0	1-2	8	4	2	1	0	1	9
Tinkle (F)	25	4-9	0-1	3-4	6	3	2	1	0	0	11
Stockton (G)	35	6-15	0-3	2-2	1	2	4	4	0	3	14
Stach (G)	27	2-5	1-3	2-2	4	2	1	1	0	0	7
Rice	5	1-3	0-0	0-0	0	0	0	0	0	0	2
Williams	15	1-4	1-4	0-0	1	5	1	0	0	0	3
Wolfram	18	1-6	0-0	0-0	0	0	2	3	2	1	2
Loera	5	0-2	0-1	0-0	1	0	0	0	0	0	0
Smith	12	0-2	0-1	1-2	1	0	0	1	0	0	1
Totals	200	24-71	3-18	11-15	44	19	13	13	3	7	62

(.338) (.167) (.733)

OKLAHOMA	MP	FG	3FG	FT	R	F	A	TO	B	S	TP
Pierre-Louis (C)	33	6-11	0-0	5-7	9	4	1	2	9	1	17
Little (G)	40	5-11	3-6	5-5	5	2	5	3	0	1	18
Ortiz (G)	29	3-6	2-4	4-4	1	2	2	1	0	1	12
Manning (G)	37	2-10	2-7	4-4	9	2	0	1	0	1	10
Edwards	14	0-2	0-0	0-0	0	2	1	4	0	0	0
Wyatt	4	1-2	1-2	0-0	0	0	0	0	0	0	3
Odimgbe	2	0-0	0-0	0-0	0	1	0	0	2	0	0
Carter	14	3-6	1-2	1-1	1	0	1	1	0	0	8
Treece	1	0-0	0-0	0-0	1	2	0	1	0	0	0
Mulkey	2	0-0	0-0	0-0	0	0	0	0	0	0	0
Totals	200	23-53	10-23	19-21	35	18	10	17	11	5	75

(.434) (.435) (.905)

Officials: Jesse Dickerson, Karen Lasuik, Robert Entierline
Technical: None • **Attendance:** 9,857; **Half:** OU 39, Gonzaga



► For the second straight season, **Vionise Pierre-Louis** set the OU NCAA Tournament record for blocks with nine against Gonzaga in the Sooners' first-round victory.

» GAME 33

WASHINGTON 108, OU 82 (NCAA Tournament - Second Round)

March 20, 2017 • Seattle, Wash. • Alaska Airlines Arena • ESPN2

OKLAHOMA	MP	FG	3FG	FT	R	F	A	TO	B	S	TP
Pierre-Louis (C)	23	3-11	0-0	0-0	7	3	1	5	4	0	6
Little (G)	40	5-11	2-5	2-2	3	4	2	1	0	0	14
Ortiz (G)	33	3-6	1-3	0-0	6	1	6	3	0	0	7
Manning (G)	27	5-12	1-5	1-2	3	3	3	0	0	2	12
Dungee (G)	24	6-12	2-5	2-2	2	4	1	0	0	0	16
Edwards	4	0-1	0-0	0-0	1	0	0	0	0	0	0
Wyatt	16	3-4	3-3	0-0	0	0	0	0	0	0	9
Odimgbe	7	0-0	0-0	1-2	2	1	0	0	0	0	1
Carter	16	7-11	3-5	0-0	4	4	1	3	0	1	17
Mulkey	10	0-1	0-0	0-0	1	2	0	1	0	0	0
Totals	200	32-69	12-26	6-8	30	22	14	12	5	3	82

(.464) (.462) (.750)

WASH	MP	FG	3FG	FT	R	F	A	TO	B	S	TP
Osahor (F)	37	6-14	1-3	3-7	15	3	7	2	2	2	16
Collier (C)	30	3-4	0-0	2-2	5	3	1	0	2	0	8
McDonald (G)	18	5-6	3-3	5-7	2	4	1	1	0	1	18
Romeo (G)	39	7-11	6-10	0-2	1	1	0	0	0	0	20
Plum (G)	39	12-21	6-9	8-10	3	3	11	1	0	1	39
Johnson	11	1-1	0-0	0-0	2	1	0	1	0	0	2
Henson	1	0-0	0-0	0-0	0	0	0	0	0	0	0
Melgoza	1	0-0	0-0	0-0	0	0	0	0	0	0	0
Corral	21	2-5	2-5	0-0	2	1	0	1	2	0	6
Moser	1	0-1	0-0	0-0	1	0	0	0	0	0	0
Strother	1	0-0	0-0	0-0	1	0	0	0	0	0	0
Wieburg	1	0-0	0-0	0-0	0	0	0	0	0	0	0
Totals	200	36-63	18-30	18-28	34	16	20	8	6	4	108

(.571) (.600) (.643)

Officials: Brenda Pantoja, Jesse Dickerson, Cheryl Flores
Technical: None • **Attendance:** 7,579; **Half:** UW 54, OU 47



RECORDS



INDIVIDUAL RECORDS

» CAREER

Games: 143, Jasmine Hartman, 2009-13
Conference Games: 141, Danielle Robinson, 2008-11
Games Started: 140, Danielle Robinson, 2008-11
Conference Games Started: 140, Danielle Robinson, 2008-11
Minutes: 4,579, Danielle Robinson, 2008-11
Minutes Per Game: 34.9, Phylesha Whaley, 1997-00
Points: 2,729, Courtney Paris, 2006-09
Scoring Average: 19.9, Courtney Paris, 2006-09
Rebounds: 2,304, Courtney Paris, 2006-09
Rebounding Average: 14.8, Courtney Paris, 2006-09
Field Goals: 1,124, Courtney Paris, 2006-09
Field Goal Attempts: 1,941, Courtney Paris, 2006-09
Field Goal Percentage (min. 1,000 attempts): .559, Courtney Paris, 2006-09
3-Point Field Goals: 376, Aaryn Ellenberg, 2011-14
3-Point Field Goal Attempts: 975, Aaryn Ellenberg, 2011-14
3-Point Field Goal Percentage (min. 100 attempts): .417 (88-211), Pam Pennon, 1995-96
Free Throws: 693, LaNeisha Caufield, 1999-02
Free Throw Attempts: 826, LaNeisha Caufield, 1999-02
Free Throw Percentage (min. 200 attempts): .855 (282-330), Chelsi Welch, 2003-07
Assists: 764, Stacey Dales, 1998-02
Blocked Shots: 446, Courtney Paris, 2006-09
Steals: 402, LaNeisha Caufield, 1999-02
Consecutive Double-Doubles: 112, Courtney Paris
Consecutive Field Goals Made: 16, Courtney Paris

» SEASON

Games: 38, seven players in 2010; Jasmine Hartman, Joanna McFarland, Danielle Robinson, Carlee Roethlisberger, Nyeshia Stevenson, Amanda Thompson
Games Started: 38, four players in 2010; Abi Olajuwon, Danielle Robinson, Nyeshia Stevenson, Amanda Thompson
Minutes: 1,354, Nyeshia Stevenson, 2009-10
Points: 788, Courtney Paris, 2005-06
Scoring Average: 23.5, Courtney Paris, 2006-07
Rebounds: 539, Courtney Paris, 2005-06
Rebounding Average: 15.9, Courtney Paris, 2006-07
Field Goals: 331, Courtney Paris, 2005-06
Field Goal Attempts: 558, Courtney Paris, 2006-07
Field Goal Percentage (min. 150 attempts): .615 (225-366), Molly McGuire, 1982-83
3-Point Field Goals: 115, Aaryn Ellenberg, 2012-13
3-Point Field Goal Attempts: 278, Aaryn Ellenberg, 2012-13
3-Point Field Goal Percentage (min. 2 per game): .494, (42-85), Pam Pennon, 1995-96
Consecutive 3-Point Field Goals Made: 19, Erin Higgins (11/13/05 to 1/28/06)
Consecutive Games with 3-Point FG Made: 29, Aaryn Ellenberg (1/16/11 to 12/19/11)
Free Throws: 191, LaNeisha Caufield, 2001-02
Free Throw Attempts: 262, Courtney Paris, 2005-06
Consecutive FT Made: 35, Danielle Robinson, (2009-10)
Free Throw Percentage (min. 60 attempts): .929, (92-99), Chelsi Welch, 2005-06
Assists: 248, Stacey Dales, 2000-01
Blocked Shots: 119, Courtney Paris, 2005-06
Steals: 135, LaNeisha Caufield, 2000-01

» GAME

Minutes: 50, Peyton Little vs. West Virginia, Feb. 4, 2017
Points: 43, Courtney Paris vs. New Mexico, Dec. 30, 2006
Rebounds: 26, Courtney Paris vs. Baylor, March 11, 2006
Field Goals: 20, Courtney Paris vs. New Mexico, Dec. 30, 2006
Field Goal Attempts: 34, Mary Lane vs. Simpson, Jan. 6, 1977; Carin Stites vs. Central Missouri State, Jan. 4, 1991
Field Goal Percentage (min. 10 attempts): .928 (13-for-14), Kaylon Williams vs. Iowa State, Feb. 27, 2016
3-Point Field Goals: 9, Nyeshia Stevenson at Marist, Dec. 9, 2009; Carin Stites at Arkansas, Nov. 27, 1990 and vs. UTSA, Jan. 21, 1991
3-Point Field Goal Attempts: 18, Nyeshia Stevenson at Marist, Dec. 9, 2009
Free Throws: 18, Erin Schreiber vs. Arkansas, Jan. 3, 1981
Free Throw Attempts: 19, Tami Rogers vs. Sam Houston State, Nov. 24, 1989; LaTrenda Phillips vs. Kansas, Jan. 14, 1987; Erin Schreiber vs. Arkansas, Jan. 3, 1981
Free Throw Percentage (min. 10 attempts): 1.000 (16-for-16), Danielle Robinson at Oklahoma State, Feb. 6, 2010
Assists: 19, Sharee Mitchum vs. Oral Roberts, Feb. 10, 1994
Blocked Shots: 11, LaNae Jones vs. Southern, Dec. 29, 1993
Steals: 11, Jacquetta Hurley vs. Missouri, Feb. 12, 1983; Pam Pennon vs. Oral Roberts, Dec. 20, 1995

» OPPONENT GAME

Points: 45, Kelsey Plum, Washington, Nov. 14, 2014
Andrea Riley, Oklahoma State, Jan. 12, 2008
Rebounds: 36, Carol Moreland, New Mexico, Jan. 14, 1981
Field Goals: 17, Patrice Hoskins, Miss. Valley State, Dec. 8, 1988
Field Goal Attempts: 34, Andrea Riley, Oklahoma State, Feb. 6, 2010
Field Goal Percentage (min. 10 attempts): 1.000 (11-for-11), Kacy Moffitt, Baylor, Feb. 1, 1998
3-Point Field Goals: 9, Odyssey Sims, Baylor, Feb. 27, 2011
3-Point Field Goal Attempts: 18, Danielle Vigilonme, Texas, Dec. 7, 1994
Free Throws: 17, Andrea Riley, Oklahoma State, Jan. 12, 2008
Free Throw Attempts: 21, Andrea Riley, Oklahoma State, Jan. 12, 2008
Free Throw Percentage (min. 15 made): 1.000 (16-for-16), Vickie Adkins, Kansas, Jan. 31, 1984
Assists: 17, Niya Johnson, Baylor, Feb. 11, 2015
Steals: 8, Coco Miller, Georgia, Dec. 11, 1997; Yvonne Anderson, Texas, Feb. 25, 2012
Blocked Shots: 11, Brittney Griner, Baylor (twice), Jan. 13 2010 and Feb. 10, 2010

TEAM RECORDS

»SEASON

Games: 38, 2009-10
Victories: 32, 2001-02 and 2008-09
100-Point Games: 4, 1983-84, 1985-86, and 1991-92
Consecutive 100-Point Games: 3, 1991-92
Points: 2,815 in 36 games, 2001-02
Scoring Average: 84.5, 1984-85
Average Scoring Margin: +17, 1984-85
Rebounds: 1,613, 2005-06
Field Goals: 1,086, 1983-84
Field Goal Attempts: 2,372, 2009-10
Field Goal Percentage: .495, 1984-85
3-Point Field Goals: 251, 2010-11
3-Point Field Goal Attempts: 713, 2010-11
3-Point Field Goal Percentage: .380, 2000-01
Free Throws: 582, 2001-02
Free Throw Attempts: 778, 2001-02
Free Throw Percentage: .769, 2010-11
Assists: 667, 2000-01
Blocked Shots: 211, 2008-09
Steals: 421, 1984-85
Fewest Points Allowed: 1546, 1976-77
Lowest Scoring Average Allowed: 58.7, 2003-04
Fewest FG Allowed: 646, 1976-77
Lowest FG Pct. Allowed: .337, 2006-07

»GAME

Points: 121, twice, Central Arkansas, Dec. 20, 2007;
 Prairie View A&M, Nov. 29, 1990
Points in Conference Game: 108, Oklahoma State, Feb. 5, 1986
Points (Half): 66, Midwestern, Jan. 16, 1984
Halftime Deficit Overcame: 26, California, Dec. 13, 2008
Halftime Deficit Overcame (Big 12): 14, twice,
 vs. West Virginia, Jan. 27, 2016; at Kansas State, Feb. 21, 2010
Field Goals: 56, UT-Pan American, Nov. 25, 1988
Field Goals (Half): 29, twice, Midwestern, Jan. 16, 1984;
 UT-Pan American, Nov. 25, 1988
Field Goal Attempts: 96, twice, Midwestern,
 Jan. 16, 1984; UT-Pan American, Nov. 25, 1988
Field Goal Attempts (Half): 55, vs. UT-Pan American,
 Nov. 25, 1988
Field Goal Percentage: .672 (41-for-61), Kansas,
 Feb. 19, 1995
3-Point Field Goals: 17, vs. Oregon, Nov. 24, 2012
3-Point Field Goals (Half): 10, Kansas, Feb. 25, 1998
3-Point Field Goal Attempts: 38, vs. Oregon, Nov. 24, 2012
3-Point Field Goals Attempts (Half): 19, Texas Jan. 7, 1998
3-Point Field Goal Percentage (min. 5 attempts): .857
 (6-for-7), at Kansas, Jan. 24, 2001
Free Throws: 35, vs. Texas A&M, Jan. 17, 2001; Louisville,
 Nov. 7, 2013
Free Throws Made (Half): 27, Stephen F. Austin,
 Dec. 28, 1998
Free Throw Attempts: 51, Coppin State, Nov. 29, 1998
Consecutive Free Throws Made: 18, Marist, March 20, 2004,
 Missouri, Feb. 22, 1986; UNLV, Dec. 8, 1990
Consecutive Free Throws (Half): 16,
 vs. Missouri, Feb. 22, 1986; vs. UNLV, Dec. 8, 1990
Rebounds: 75, vs. Cameron, Nov. 30, 1982
Rebounds (Half): 38, vs. Cameron, Nov. 30, 1982
Assists: 35, vs. Oklahoma City, Feb. 9, 1983



► **Nyeshia Stevenson** guided the Sooners to a 26-point comeback win over California on Dec. 13, 2008. The comeback is tied for the second-largest deficit overcome in a single game in NCAA women's basketball history.

Assists (Half): 17, vs. Oklahoma City, Feb. 9, 1983
Blocked Shots: 15, vs. Texas March 7, 2007
Blocked Shots (Half): 9, vs. Kansas, Feb. 1, 2017
Steals: 28, vs. Missouri, Feb. 5, 1995
Steals: 17, vs. Missouri, Feb. 5, 1995
Fewest Points Allowed: 25, N.C. Central, Jan. 4, 2009
Fewest Points Allowed (Half): 10, second half, N.C. Central,
 Jan. 4, 2009
Fewest Field Goals Allowed: 8, vs. Tulsa, Dec. 15, 1985
Fewest Field Goals Allowed (Half): 3, vs. Tulsa, Dec. 15, 1985
Lowest Field Goal Percentage: .143 (4-of-28), Texas A&M,
 Jan. 26, 2002

»OPPONENT GAME

Points: 110, Eastern Illinois, Dec. 8, 1989
Field Goals: 50, Missouri, Jan. 22, 1984
Field Goal Attempts: 91, Kansas, Feb. 3, 1990; UC-Santa
 Barbara, Dec. 12, 1990
Field Goal Percentage: .725 (50-for-69), Missouri,
 Jan. 22, 1983
3-Point Field Goals: 18, Washington, March 20, 2017
3-Point Field Goal Attempts: 35, Iowa State, Jan. 6, 2001
3-Point Field Goal Percentage (min. 5 made): .769
 (10-for-13), Connecticut, Dec. 29, 1999
Free Throws: 38, BYU, Dec. 30, 1989; Colorado, Jan. 27, 1987
Free Throw Attempts: 53, Kentucky, Nov. 28, 2014
Free Throw Percentage (min. 10 made): 1.000
 (21-for-21), Missouri, Jan. 28, 2004
Rebounds: 77, New Mexico, Jan. 14, 1978
Assists: 32, Baylor, Feb. 11, 2015; Nebraska, Jan. 26,
 1991; Eastern Illinois, Dec. 8, 1989
Blocked Shots: 13, Baylor, Feb. 2012
Steals: 20, Baylor, Jan. 13, 2001; Colorado, Jan. 8, 1995

LLOYD NOBLE CENTER RECORDS

»OKLAHOMA TEAM

Points: 121, twice, Prairie View A&M, Nov. 27, 1990; Central Arkansas, Dec. 20, 2007
Field Goals: 56, Texas Pan-American, Nov. 25, 1988
Field Goal Attempts: 96, twice, Texas Pan-American, Nov. 25, 1988; Midwestern, Jan. 18, 1994
Field Goal Pct.: .672, Kansas, Feb. 19, 2005
3-Point Field Goals: 16, Oklahoma State, March 7, 2010
3-Point Field Goal Attempts: 33, Iowa State, Jan. 29, 2005
3-Point Field Goal Pct. (min. 5 made): .714 (6-for-7) Kansas, Jan. 19, 1996
Free Throws: 35, Texas A&M, Jan. 17, 2001
Free Throw Attempts: 46, Colorado, Feb. 15, 1986
Free Throw Pct. (min. 20 made): .928 (26-of-28), Southwest Missouri State, Dec. 3, 1997
Rebounds: 75, Cameron, Nov. 30, 1982
Assists: 30, Oklahoma State, Feb. 5, 1986
Blocked Shots: 15, Texas, March 7, 2007
Steals: 28, Missouri, Feb. 5, 1995

»OKLAHOMA INDIVIDUAL

Points: 41, Courtney Paris, vs. Oklahoma State, Feb. 4, 2007
Field Goals: 16, Courtney Paris, vs. Oklahoma State, Feb. 4, 2007
Field Goal Attempts: 34, Carin Stites, Central Missouri State Jan. 4, 1991
Field Goal Pct. (min. 10 made): .928, (13-of-14) Kaylor Williams, Iowa State, Feb. 27, 2016
3-Point Field Goals: 9, Carin Stites, vs. UTSA, Jan. 21, 1991
3-Point Field Goal Attempts: 14, twice, Erin Higgins, vs. Kansas, Feb. 14, 2004; Angie Alexander vs. Oklahoma State, Feb. 12, 1991
3-Point Field Goal Pct. (min. 5 made): .778, (7-for-9) Margaret McKeon vs. Nebraska, Jan. 27, 1988
Free Throws: 15, Tami Rogers vs. Sam Houston State, Nov. 24, 1989
Free Throws Attempts: 19, twice, LaTrenda Phillips vs. Kansas, Jan. 14, 1987; Tami Rogers vs. Sam House State, Nov. 24, 1989
Free Throws Pct. (min. 10 attempts): 1.000 (14-for-14) LaNeisha Caufield vs. Texas A&M, Jan. 31, 2001
Rebounds: 25, Cathy Bassett vs. Central Missouri State, Jan. 4, 1991
Assists: 19, Sharee Mitchum, vs. Oral Roberts, Feb. 10, 1994
Blocked Shots: 11, LaNae Jones vs. Southern, Dec. 29, 1993
Steals: 11, Jacquetta Hurley vs. Missouri, Feb. 11, 1983



» **Kaylor Williams** set the Lloyd Noble Center record for field goal percentage in her final home game against Iowa State on Feb. 27, 2016. She finished 13-of-14 (.929) from the floor with 32 points.

»OPPONENT TEAM

Points: 109, Missouri, Feb. 25, 1983
Field Goals: 41, Missouri, Feb. 25, 1983
Field Goal Attempts: 91, Kansas, Feb. 3, 1990
Field Goal Pct.: .640, Missouri, Feb. 7, 1987
3-Point Field Goals: 13, Iowa State, Jan. 29, 2005
3-Point Field Goal Attempts: 32, Sacramento State, Nov. 13, 2011
3-Point Field Pct. (min. 5 made): .769, (10-for-13) Sacramento State, Nov. 13, 2011
Free Throws: 34, Oral Roberts, Dec. 2, 1987
Free Throw Attempts: 43, Oklahoma State, Feb. 5, 1986
Free Throw Pct. (min. 15 made): .947 (18-for-19) Nebraska, Feb. 5, 2000
Rebounds: 65, Arkansas, Dec. 12, 1989
Assists: 23, Baylor, twice, Feb. 27, 2017 and Feb. 25, 2013
Blocked Shots: 11, twice, Stanford, March 19, 2001; Baylor, Feb. 10, 2010
Steals: 18, Missouri, Feb. 4, 1984

»OPPONENT INDIVIDUAL

Points: 45, Kelsey Plum, Washington, Nov. 14, 2014
Field Goals: 17, Patrice Hoskins, Miss. Valley State, Dec. 8, 1988
Field Goal Attempts: 28, twice, Alicia Hulbert, Tulsa, Feb. 10, 1978; Andrea Riley, Oklahoma State, Feb. 28, 2009
Field Goal Pct. (min. five made): 1.000 (7-for-7), Kalani Brown, Baylor, Feb. 27, 2017
3-Point Field Goals: 8, Tara Gunderson, Iowa State, Jan. 7, 1996
3-Point Field Goal Attempts: 18, Danielle Viglone, Texas Dec. 7, 1994
3-Point Field Pct. (min. 5 made): 1.000 (5-for-5) Kristin Rethman, Kansas State, Feb. 14, 2001
Free Throws: 16, Vickie Adkins, Kansas, Jan. 31, 1984
Free Throw Attempts: 18, Nikki Smith, Missouri, Feb. 15, 1995
Free Throw Pct. (min five made): 1.000 (16-for-16) Vickie Adkins, Kansas, Jan. 31, 1984
Rebounds: 20, Clinette Jordan, Oklahoma State, Jan. 21, 1987; Sharon Upshaw, Drake, Jan. 14, 1977
Assists: 11, Alexis Jones, Baylor, Feb. 22, 2016
Blocked Shots: 11, Brittney Griner, Baylor, Feb. 10, 2010
Steals: 8, Coco Miller, Georgia, Dec. 11, 1987



» **Ashley Paris** was one of eight Sooners to score in double figures in OU's 121-48 victory over Central Arkansas on Dec. 20, 2007. The 121 points by OU tied the program record for single-game points scored.

SINGLE-GAME RECORDS

» POINTS

1. .43Courtney ParisNew MexicoDec. 30, 2006
2. .41Courtney ParisOklahoma StateFeb. 4, 2007
3. .40Phylesha WhaleyArkansasMarch 14, 1999
4. .38Phylesha WhaleyTexasJan., 17, 1998
5. .37Aaryn EllenbergTexasJan. 8, 2014
.....37Jacquetta HurleyKansas State1985
.....37Jacquetta HurleyNebraska1984
.....37Molly McGuireOral Roberts1982
9. .36Aaryn EllenbergDePaulMarch 19, 2014
.....36Danielle RobinsonOklahoma StateFeb. 6, 2010
.....36Courtney ParisIowa StateMarch 8, 2006
.....36Phylesha WhaleyNebraskaFeb. 14, 1998
.....36Carin StitesUTSAJan. 21, 1991
.....36Molly McGuireOral Roberts1983
15. 34Aaryn EllenbergOhio StateDec. 5, 2010
16. .33Vionise Pierre-Louis	West VirginiaFeb. 4, 2017
.....33Aaryn EllenbergBaylorJan. 26, 2013
.....33Danielle RobinsonTexas A&MJan. 23, 2011
.....33LaNeisha CaufieldMontana StateDec. 8, 2001
.....33Phylesha WhaleyBYUMarch 18, 2000
.....33Pam PennonIowa StateFeb. 27, 1996
24. 32Kaylon WilliamsIowa StateFeb. 27, 2016
.....32Nyeshia StevensonMaristDec. 9, 2009
.....32Courtney ParisKansasFeb. 21, 2007
.....32Courtney ParisBaylorJan. 10, 2007
.....32Courtney ParisTexasJan. 25, 2006

» REBOUNDS

1. .26Courtney ParisBaylorMarch 11, 2006
2. .25Courtney ParisNew MexicoDec. 30, 2006
.....25Cathy BassettCentral Missouri StateJan. 4, 1991
4. .24Courtney ParisSouth CarolinaDec. 30, 2007
5. .23Ashley ParisMissouriMarch 11, 2008
6. .22Courtney ParisTexas TechFeb. 27, 2008
.....22Courtney ParisTulsaDec. 8, 2007
.....22Courtney ParisNorth TexasNov. 27, 2007
.....22Courtney ParisUCLADec. 5, 2005
10. 21Courtney ParisTexasJan. 25, 2009
.....21Courtney ParisIowa StateMarch 10, 2007
.....21Courtney ParisCentral MichiganDec. 21, 2005
.....21Courtney ParisMissouriFeb. 25, 2007
.....21Courtney ParisMichigan StateDec. 21, 2005
.....21Molly McGuireWichita StateDec. 10, 1979
16. 20Courtney ParisNebraskaJan. 10, 2009
.....20Courtney ParisArizona StateNov. 21, 2008
.....20Courtney ParisMissouriMarch 11, 2008
.....20Courtney ParisOle MissMarch 25, 2007
.....20Courtney ParisTexas A&MJan. 27, 2007
.....20Courtney ParisTexasFeb. 15, 2006
.....20Courtney ParisSMUNov. 13, 2005
.....20Desiree TaylorOral RobertsDec. 15, 1996

» ASSISTS

1. .19Sharee MitchumOral RobertsFeb. 10, 1994
2. .16Dionnah JacksonTexas A&MJan. 22, 2005
3. .15Viki StreetsColorado1985
4. .14Stacey DalesSMUJan. 9, 2000
.....14Shonika BreedloveTexas A&MJan. 21, 1998
6. .13Stacey DalesBaylorFeb. 21, 2001
.....13Margaret McKeonUT-ArlingtonDec. 8, 1986
8. .12Morgan HookTCUJan. 9, 2013
.....12Danielle RobinsonTennesseeFeb. 2, 2009
.....12LaNeisha CaufieldIowa StateJan. 6, 2001
.....12Stacey DalesKansas StateFeb. 14, 2001
.....12Stacey DalesBYUMarch 12, 2000
.....12Sharee MitchumUtahDec. 2, 1994
.....12Margaret McKeonOral RobertsDec. 10, 1988
15. 15Morgan HookStetsonNov. 8, 2013
.....11Danielle RobinsonMiamiMarch 22, 2011
.....11Danielle RobinsonMilwaukeeNov. 13, 2010
.....11Dionnah JacksonColoradoFeb. 18, 2004
.....11Stacey DalesSan DiegoDec. 21, 1999
.....11Sharee MitchumKansasMarch 5, 1995
.....11Sharee MitchumArkansasJan. 25, 1994
.....11Sharee MitchumTexasNov. 30, 1993
.....11Sharee MitchumIowa StateJan. 8, 1993

» BLOCKS

1. .11LaNae JonesSouthernDec. 29, 1993
2. .10Courtney ParisTexas TexasMarch 1, 2006
3. .9Vionise Pierre-Louis	GonzagaMarch 18, 2017
.....9Nicole GriffinTexasJan. 21, 2012
5. .8Nancy MulkeyKansasDec. 29, 2016
.....8Courtney ParisTexasFeb. 3, 2008
7. .7Nancy MulkeyKansasFeb. 1, 2017
.....7Vionise Pierre-Louis	PurdueMarch 19, 2016
.....7Courtney ParisTexas TechJan. 18, 2006
.....7Courtney ParisArizona StateNov. 22, 2007
.....7Courtney ParisMissouriMarch 11, 2008
.....7Courtney ParisBaylorJan. 28, 2009

» STEALS

1. .11Pam PennonOral RobertsDec. 20, 1995
.....11Jacquetta HurleyMissouriFeb. 12, 1983
3. .10Maddie Manning	Portland StateDec. 21, 2016
.....10Sharee MitchumMichiganDec. 28, 1993
.....10Pam PennonIowa StateJan. 7, 1996
6. .9Caton HillTulsaNov. 29, 1999
.....9LaNeisha CaufieldNebraskaFeb. 7, 2001
.....9Dionnah JacksonIowaNov. 27, 2004
.....9Aaryn EllenbergKansas StateJan. 17, 2012
10. 8LaNeisha CaufieldTexasNov. 11, 2001
.....8Amanda ThompsonNebraskaJan. 16, 2008
.....8Danielle RobinsonMilwaukeeNov. 13, 2010

30-POINT GAMES

» 30-POINT GAMES

ANGIE ALEXANDER (1)

PTS.	OPPONENT	DATE
30	Iowa State	Dec. 30, 1991

LANEISHA CAUFIELD (3)

PTS.	OPPONENT	DATE
32	Missouri	Feb. 27, 1999
33	Montana State	Dec. 8, 2001
30	Villanova	March 18, 2002

STACEY DALES (1)

PTS.	OPPONENT	DATE
30	Missouri	Feb. 23, 2002

AARYN ELLENBERG (5)

PTS.	OPPONENT	DATE
34	Ohio State	Dec. 5, 2010
31	Kansas State	Jan. 17, 2012
33	Baylor	Jan. 26, 2013
37	Texas	Jan. 8, 2014
36	DePaul	March 22, 2014

ANGI GUFFY (1)

PTS.	OPPONENT	DATE
30	Kansas State	Feb. 19, 1993

JACQUETTA HURLEY (2)

PTS.	OPPONENT	DATE
37	Nebraska	March 3, 1984
37	Kansas State	Jan. 26, 1985

DALE IVEY (1)

PTS.	OPPONENT	DATE
36	Colorado	1988

DIONNAH JACKSON (1)

PTS.	OPPONENT	DATE
30	Baylor	Feb. 9, 2005

PEYTON LITTLE (1)

PTS.	OPPONENT	DATE
30	Kansas State	Feb. 21, 2015

MOLLY MCGUIRE (2)

PTS.	OPPONENT	DATE
37	Oral Roberts	1982
37	Oral Roberts	1983

COURTNEY PARIS (13)

PTS.	OPPONENT	DATE
30	Iowa	Nov. 25, 2005
32	Texas	Jan. 25, 2006
31	Baylor	Feb. 12, 2006
36	Iowa State	March 8, 2006
30	BYU	March 20, 2006
43	New Mexico	Dec. 30, 2006
32	Baylor	Jan. 10, 2007
41	Oklahoma State	Feb. 4, 2007
32	Kansas	Feb. 21, 2007
33	Missouri	Feb. 25, 2007
31	Ole Miss	March 25, 2007
30	Colorado	Feb. 9, 2008
30	Missouri	March 11, 2008

PAM PENNON (1)

PTS.	OPPONENT	DATE
33	Iowa State	Jan. 7, 1996



» Phylesha Whaley, the first Sherri Coale signee, led the transformation of the OU women's basketball program. Despite being an undersized post player, Whaley had 10 career 30-point scoring games including six during the 1997-98 season. She finished her career with 2,187 points.

VIONISE PIERRE-LOUIS (1)

PTS.	OPPONENT	DATE
33	West Virginia	Feb. 4, 2017

DANIELLE ROBINSON (4)

PTS.	OPPONENT	DATE
31	Arkansas	Dec. 5, 2009
36	Oklahoma State	Feb. 6, 2010
30	Texas	Jan. 16, 2011
33	Texas A&M	Jan. 26, 2011

TAMI ROGERS (3)

PTS.	OPPONENT	DATE
33	ULM	Dec. 2, 1989
30	Texas A&M	Dec. 5, 1989
31	Nebraska	Jan. 31, 1990

NYESHIA STEVENSON (2)

PTS.	OPPONENT	DATE
32	Marist	Dec. 9, 2009
31	Kentucky	March 30, 2010

CARIN STITES (2)

PTS.	OPPONENT	DATE
33	Central Missouri State	Jan. 4, 1991
36	UTSA	Jan. 21, 1991

MARIA VILLARROEL (3)

PTS.	OPPONENT	DATE
31	Sam Houston State	Nov. 26, 2002
30	Fordham	Nov. 29, 2002
31	Missouri	Feb. 26, 2003

MANDY WADE (1)

PTS.	OPPONENT	DATE
30	Oklahoma State	Feb. 26, 1995

PHYLESHA WHALEY (10)

PTS.	OPPONENT	DATE
31	Georgia	Dec. 11, 1997
30	Texas A&M	Jan. 3, 1998
38	Texas	Jan. 17, 1998
30	Texas A&M	Jan. 21, 1998
30	Texas Tech	Feb. 11, 1998
36	Nebraska	Feb. 14, 1998
30	Jackson State	Dec. 7, 1998
40	Arkansas	March 14, 1999
31	Texas	Feb. 16, 2000
33	BYU	March 18, 2000

KAYLON WILLIAMS (1)

PTS.	OPPONENT	DATE
32	Iowa State	Feb. 27, 2016

» BY THE NUMBERS

CAREER:

NO. PLAYER	YEARS	
13	Courtney Paris	2006-09
10	Phylesha Whaley	1997-00
5	Aaryn Ellenberg	2011-14
4	Danielle Robinson	2008-11
3	LaNeisha Caufield	1999-02
3	Tami Rogers	1987, 89-90
3	Maria Villaruel	2002-03
2	Jacquetta Hurley	1983-86
2	Molly McGuire	1980-83
2	Nyeshia Stevenson	2007-10
2	Carin Stites	1991-92
1	Angie Alexander	1989-92
1	Stacey Dales	1998-02
1	Angi Guffy	1992-95
1	Dale Ivey	1987-88
1	Dionnah Jackson	2002-05
1	Peyton Little	2014-17
1	Pam Pennon	1995-96
1	Vionise Pierre-Louis	2015-present
1	Mandy Wade	1992-95
1	Kaylon Williams	2012-16

SEASON:

NO. PLAYER	YEAR	
6	Courtney Paris	2006-07
6	Phylesha Whaley	1997-98
5	Courtney Paris	2005-06
3	Tami Rogers	1989-90
3	Maria Villaruel	2002-03

CONSECUTIVE:

NO. PLAYER	YEAR	
2	Courtney Paris	Feb. 21-25, 2007
2	Maria Villaruel	Nov. 26-29, 2002
2	Phylesha Whaley	Feb. 11-14, 1998
2	Phylesha Whaley	Jan. 17, 1998
2	Tami Rogers	Dec. 2-5, 1989

20-REBOUND/10-ASSIST GAMES

» 20-REBOUND GAMES

CATHY BASSETT (1)

REB.	OPPONENT	DATE
25	Central Missouri State	Jan. 4, 1991

MOLLY MCGUIRE (1)

REB.	OPPONENT	DATE
21	Wichita State	Dec. 10, 1979

COURTNEY PARIS (19)

REB.	OPPONENT	DATE
20	SMU	Nov. 13, 2005
22	UCLA	Dec. 5, 2005
21	Michigan State	Dec. 21, 2005
20	Texas	Feb. 15, 2006
26	Baylor	March 11, 2006
25	New Mexico	Dec. 30, 2006
20	Texas A&M	Jan. 27, 2007
21	Missouri	Feb. 25, 2007
21	Iowa State	March 10, 2007
20	Ole Miss	March 25, 2007
22	North Texas	Nov. 27, 2007
22	Tulsa	Dec. 8, 2007
24	South Carolina	Dec. 30, 2007
22	Texas Tech	Feb. 27, 2008
20	Missouri	March 11, 2008
20	Arizona State	Nov. 21, 2008
20	Nebraska	Jan. 10, 2009
21	Texas	Jan. 25, 2009
24	Texas Tech	Feb. 17, 2009

ASHLEY PARIS (1)

REB.	OPPONENT	DATE
23	Missouri	March 11, 2008

DESIREE TAYLOR (1)

REB.	OPPONENT	DATE
20	Oral Roberts	Dec. 15, 1996

» BY THE NUMBERS

CAREER:

NO.	PLAYER	YEARS
19	Courtney Paris	2006-09
1	Cathy Bassett	1990-91
1	Molly McGuire	1980-83
1	Ashley Paris	2006-09
1	Desiree Taylor	1998-01

SEASON:

NO.	PLAYER	YEAR
5	Courtney Paris	2005-06
5	Courtney Paris	2006-07
5	Courtney Paris	2007-08
4	Courtney Paris	2008-09



» Sharee Mitchum is the program's all-time leader with 15 career games of 10 assists or more. Mitchum's nine games with 10-plus assists during the 1993-94 season is also the most by one player in a single year. She finished her career with 601 assists.

» 10-ASSIST GAMES

ANGIE ALEXANDER (1)

AST.	OPPONENT	DATE
10	UTSA	Jan. 21, 1991

SHONIKA BREEDLOVE (1)

AST.	OPPONENT	DATE
10	Texas A&M	Jan. 21, 1998

BRITNEY BROWN (2)

AST.	OPPONENT	DATE
10	South Carolina	Dec. 7, 2006
10	BYU	March 20, 2006

LANEISHA CAUFIELD (1)

AST.	OPPONENT	DATE
10	Oral Roberts	Nov. 18, 2000

STACEY DALES (8)

AST.	OPPONENT	DATE
10	UTSA	Nov. 23, 1998
11	San Diego	Feb. 21, 1999
10	Sam Houston State	Dec. 2, 1999
12	BYU	March 18, 2000
14	SMU	Dec. 9, 2000
10	Wichita State	Nov. 29, 2001
12	Kansas State	Feb. 14, 2001
13	Baylor	Feb. 21, 2001

MORGAN HOOK (4)

AST.	OPPONENT	DATE
12	TCU	Jan. 9, 2013
10	Oklahoma State	Feb. 10, 2013

10	UCLA	Nov. 24, 2013
11	Stetson	Nov. 8, 2013

DIONNAH JACKSON (4)

AST.	OPPONENT	DATE
10	Texas	Jan. 29, 2003
11	Colorado	Feb. 18, 2004
10	Tulsa	Dec. 4, 2004
16	Texas A&M	Jan. 22, 2005

SHAREE MITCHUM (15)

AST.	OPPONENT	DATE
16	Oklahoma State	Feb. 20, 1992
11	Iowa State	Jan. 8, 1993
10	Prairie View A&M	Jan. 14, 1993
11	Texas	Nov. 30, 1993
13	Texas A&M	Dec. 18, 1993
13	Texas Tech	Dec. 21, 1993
10	Michigan	Dec. 28, 1993
10	Kansas	Jan. 21, 1994
11	Arkansas	Jan. 25, 1994
14	Colorado	Feb. 27, 1994
14	New Mexico State	March 24, 1994
14	Pittsburgh	March 25, 1994
12	Utah	Dec. 2, 1994
11	Kansas	March 5, 1995

PAM POSEY (1)

AST.	OPPONENT	DATE
10	Prairie View A&M	Dec. 12, 1990

DANIELLE ROBINSON (9)

AST.	OPPONENT	DATE
10	Creighton	Dec. 3, 2008
10	Cal-State Bakersfield	Dec. 12, 2008
10	Tulsa	Dec. 21, 2008
10	Texas A&M	Jan. 18, 2009
12	Tennessee	Feb. 2, 2009
10	Louisville	April 5, 2009
10	Tennessee	Jan. 3, 2010
11	Milwaukee	Nov. 13, 2010
11	Miami (Fla.)	March 22, 2011

» BY THE NUMBERS

CAREER:

NO.	PLAYER	YEARS
15	Sharee Mitchum	1992-95
9	Danielle Robinson	2008-11
8	Stacey Dales	1998-02
4	Morgan Hook	2011-14
4	Dionnah Jackson	2002-05

SEASON:

NO.	PLAYER	YEAR
9	Sharee Mitchum	1993-94
6	Danielle Robinson	2008-09
4	Stacey Dales	2000-01

CONSECUTIVE:

NO.	PLAYER	YEAR
3	Sharee Mitchum	Dec. 18-28, 1993
2	Sharee Mitchum	March 24-25, 1994

SINGLE-SEASON TEAM RECORDS

» POINTS PER GAME

1.	84.5	1984-85
2.	83.7	1983-84
3.	83.2	1982-83
4.	82.6	1985-86
5.	81.9	2000-01
6.	80.9	1991-92
7.	79.8	1993-94
8.	79.4	1989-90
9.	79.0	1999-00
10.	78.9	1988-89

» POINTS

1.	2,815	2001-02
2.	2,803	2008-09
3.	2,783	2000-01
4.	2,748	2005-06
5.	2,725	2009-10
6.	2,679	1983-84
7.	2,653	2010-11
8.	2,607	1999-00
9.	2,560	1985-86
10.	2,557	2013-14

» REBOUNDS

1.	1,613	2005-06
2.	1,611	2008-09
3.	1,557	2009-10
4.	1,539	2006-07
5.	1,443	1983-84
6.	1,411	2001-02
7.	1,402	2000-01
8.	1,389	2007-08
9.	1,381	1981-82
10.	1,374	2011-12

» ASSISTS

1.	677	2000-01
2.	624	2001-02
3.	617	1999-00
4.	605	2005-06
5.	604	2011-12
6.	591	2008-09
7.	575	1993-94
8.	550	1985-86
9.	548	1982-83
10.	538	1984-85

» STEALS

1.	421	1984-85
2.	402	2001-02
3.	394	1985-86
4.	387	2000-01
5.	369	1994-95
6.	368	1991-92
7.	343	1983-84
8.	333	1989-90
9.	330	1999-00
10.	316	1982-83

» BLOCKS

1.	211	2008-09
2.	200	2005-06
3.	192	2006-07
4.	190	2016-17
5.	189	2007-08
6.	141	1992-93
7.	137	2011-12
8.	121	1994-95
9.	116	2013-14
10.	115	1993-94

» FIELD GOALS

1.	1,086	1983-84
2.	1,085	2008-09
3.	1,049	1984-85
4.	1,039	1985-86
5.	1,029	2005-06
6.	1,022	2009-10
7.	1,015	2000-01
8.	1,011	2001-02
9.	952	2006-07
10.	947	1999-00

» FIELD GOAL ATTEMPTS

1.	2,372	2009-10
2.	2,308	2008-09
3.	2,259	1983-84
4.	2,214	2001-02
5.	2,202	2010-11
6.	2,182	1985-86
7.	2,180	2005-06
8.	2,151	1989-90
9.	2,134	2000-01
10.	2,119	1984-85

» FIELD GOAL ATTEMPTS

1.	495	1984-85
2.	481	1983-84
3.	480	1999-00
4.	476	2000-01
5.	476	1985-86
6.	474	1993-94
7.	472	2005-06
8.	470	2008-09
9.	469	1980-81
10.	469	2006-07

» 3-POINT FIELD GOALS

1.	251	2010-11
2.	230	2014-15
3.	220	2016-17
4.	217	2013-14
5.	214	2005-06
6.	211	2001-02
7.	207	2000-01
8.	205	2015-16
9.	202	2011-12
10.	191	2003-04

» 3-POINT FIELD GOALS ATTEMPTS

1.	713	2010-11
2.	662	2013-14
3.	660	2014-15
4.	651	2015-16
5.	643	2016-17
6.	615	2005-06
7.	603	2009-10
8.	598	2003-04
9.	582	2011-12
10.	580	2001-02

» 3-POINT FG PCT.

1.	.397	1987-88
2.	.380	2000-01
3.	.366	1999-00
4.	.364	2001-02
5.	.361	1993-94
6.	.360	2006-07
7.	.353	1991-92
8.	.352	2010-11
9.	.349	1995-96
10.	.348	2014-15
	.348	2005-06

» FREE THROWS

1.	592	2013-14
2.	582	2001-02
3.	553	1998-99
4.	547	1999-00
5.	546	2000-01
6.	522	2010-11
7.	520	1981-82
8.	507	1983-84
9.	500	2011-12
10.	494	1980-81
	494	2009-10

» FREE THROW ATTEMPTS

1.	791	2013-14
2.	778	2001-02
3.	777	1981-82
4.	767	1998-99
5.	761	2000-01
6.	756	1982-83
7.	737	2005-06
8.	731	1999-00
9.	725	1983-84
10.	700	2002-03

» FREE THROW PCT.

1.	.769	2010-11
2.	.748	2013-14
	.748	2001-02
	.748	1999-00
5.	.740	2011-12
6.	.737	2009-10
7.	.729	2003-04
8.	.724	2004-05
9.	.721	1998-99
10.	.717	2000-01

» FREE THROW PCT.

1.	.764	1983-84
2.	.736	2016-17
3.	.729	1985-86
4.	.727	1984-85
5.	.698	2014-15
	.698	2013-14
7.	.696	1981-82
8.	.691	1980-81
9.	.689	1982-83
10.	.674	2000-01

» GAMES PLAYED

1.	38	2009-10
2.	37	2008-09
3.	36	2005-06
	36	2001-02
5.	35	2010-11
6.	34	2000-01
	34	2011-12
8.	33	Eight times

» MINUTES PLAYED

1.	7,700	2009-10
2.	7,400	2008-09
3.	7,225	2005-06
	7,225	2001-02
5.	6,900	2000-01
6.	6,825	2011-12
7.	6,727	2014-15
8.	6,675	2016-17
	6,675	2013-14
10.	6,656	2006-07

SINGLE-SEASON LEADERS

»POINTS

Player	Pts.	Season
1. Courtney Paris.....	788	..2005-06
2. Courtney Paris.....	775	..2006-07
3. Phylesha Whaley.....	686	..1999-00
4. Aaryn Ellenberg.....	654	..2012-13
5. Danielle Robinson.....	642	..2010-11
6. Danielle Robinson.....	639	..2009-10
7. LaNeisha Caufield.....	626	..2001-02
8. Stacey Dales.....	611	..2001-02
9. Courtney Paris.....	588	..2008-09
10. Aaryn Ellenberg.....	580	..2013-14

»POINTS PER GAME

Player	Pts.	Season
1. Courtney Paris.....	23.5	..2006-07
2. Courtney Paris.....	21.9	..2005-06
3. Phylesha Whaley.....	20.8	..1999-00
4. Molly McGuire.....	20.6	..1982-83
5. Molly McGuire.....	19.7	..1981-82
6. Tami Rogers.....	19.7	..1989-90
7. Phylesha Whaley.....	19.6	..1998-99
8. Aaryn Ellenberg.....	19.3	..2013-14
9. Aaryn Ellenberg.....	18.7	..2012-13
10. Courtney Paris.....	18.6	..2007-08

»FIELD GOALS

Player	FG	Season
1. Courtney Paris.....	331	..2005-06
2. Courtney Paris.....	318	..2006-07
3. Phylesha Whaley.....	265	..1999-00
4. Molly McGuire.....	243	..1979-80
5. Danielle Robinson.....	240	..2009-10
6. Courtney Paris.....	239	..2007-08
7. Courtney Paris.....	236	..2008-09
8. Danielle Robinson.....	235	..2010-11
9. Aaryn Ellenberg.....	230	..2012-13
10. Stacey Dales.....	228	..2001-02

»FIELD GOALS ATTEMPTS

Player	FGA	Season
1. Courtney Paris.....	558	..2006-07
2. Aaryn Ellenberg.....	542	..2012-13
3. Courtney Paris.....	539	..2005-06
4. Tami Rogers.....	538	..1989-90
5. Danielle Robinson.....	516	..2009-10
6. Danielle Robinson.....	513	..2010-11
7. Phylesha Whaley.....	492	..1999-00
8. Whitney Hand.....	486	..2011-12
9. Amanda Thompson.....	484	..2009-10
10. Stacey Dales.....	479	..2001-02

»FIELD GOAL PCT. (MIN 200 ATT.)

Player	Pct.	Season
1. Molly McGuire.....	.615	..1980-81
2. Molly McGuire.....	.614	..1982-83
3. Courtney Paris.....	.614	..2005-06
4. Molly McGuire.....	.600	..1979-80
5. Kaylon Williams.....	.596	..2014-15
6. Lisa Allison.....	.583	..1984-85
7. Jacquetta Hurley.....	.576	..1984-85
8. Maria Villaruel.....	.576	..2002-03
9. Courtney Paris.....	.570	..2006-07
10. Angi Guffy.....	.566	..1991-92

»3-POINT FIELD GOALS

Player	3FG	Season
1. Aaryn Ellenberg.....	115	..2012-13
2. Aaryn Ellenberg.....	94	..2010-11
3. Aaryn Ellenberg.....	92	..2013-14
4. Erin Higgins.....	88	..2005-06
5. Carin Stites.....	87	..1990-91
6. Nyeshia Stevenson.....	86	..2009-10
7. Rosalind Ross.....	79	..2001-02
8. Aaryn Ellenberg.....	75	..2011-02
9. Erin Higgins.....	67	..2004-05
10. Carin Stites.....	65	..1991-92

»3-POINT FIELD GOALS ATTEMPTS

Player	3FGA	Season
1. Aaryn Ellenberg.....	278	..2012-13
2. Nyeshia Stevenson.....	259	..2009-10
3. Aaryn Ellenberg.....	256	..2013-14
4. Carin Stites.....	244	..1990-91
5. Aaryn Ellenberg.....	237	..2010-11
6. Rosalind Ross.....	218	..2001-02
7. Erin Higgins.....	214	..2005-06
8. Aaryn Ellenberg.....	204	..2011-12
9. Jenna Plumley.....	202	..2007-08
10. Erin Higgins.....	181	..2004-05

»3-POINT FG PCT. (MIN 2/PER GAME)

Player	Pct.	Season
1. Pam Pannon.....	.494	..1995-86
2. Phylesha Whaley.....	.488	..1999-00
3. Chelsi Welch.....	.452	..2006-07
4. Melissa Richie.....	.440	..1993-94
5. Leah Rush.....	.434	..2006-07
6. Sunny Hardeman.....	.416	..2000-01
7. Aaryn Ellenberg.....	.414	..2012-13
8. Erin Higgins.....	.411	..2005-06
9. Caton Hill.....	.406	..2003-04
10. Aaryn Ellenberg.....	.397	..2010-11

»FREE THROWS

Player	FT	Season
1. LaNeisha Caufield.....	191	..2001-02
2. LaNeisha Caufield.....	183	..1998-99
3. LaNeisha Caufield.....	173	..1999-00
4. Phylesha Whaley.....	168	..1997-98
5. Danielle Robinson.....	167	..2010-11
6. Danielle Robinson.....	157	..2009-10
7. Phylesha Whaley.....	148	..1998-99
8. LaNeisha Caufield.....	146	..2000-01
9. Sharane Campbell.....	139	..2013-14
10. Courtney Paris.....	139	..2006-07

»FREE THROW ATTEMPTS

Player	FTA	Season
1. Courtney Paris.....	262	..2005-06
2. Courtney Paris.....	242	..2006-07
3. LaNeisha Caufield.....	227	..1998-99
4. LaNeisha Caufield.....	220	..2001-02
5. Phylesha Whaley.....	213	..1997-98
6. LaNeisha Caufield.....	205	..1999-00
7. Courtney Paris.....	201	..2008-09
8. Danielle Robinson.....	190	..2010-11
9. Molly McGuire.....	188	..1982-83
10. Danielle Robinson.....	179	..2009-10

»FREE THROW PCT. (MIN 60 ATT.)

Player	Pct.	Season
1. Chelsi Welch.....	.929	..2005-06
2. Danielle Robinson.....	.902	..2008-09
3. Danielle Robinson.....	.879	..2010-11
4. Danielle Robinson.....	.877	..2009-10
5. Sharane Campbell.....	.874	..2013-14
6. LaNeisha Caufield.....	.868	..2001-02
7. Leah Rush.....	.847	..2004-05
8. Caton Hill.....	.845	..2003-04
9. LaNeisha Caufield.....	.844	..1999-00
10. LaNeisha Caufield.....	.839	..2000-01

»REBOUNDS

Player	Reb.	Season
1. Courtney Paris.....	539	..2005-06
2. Courtney Paris.....	526	..2006-07
3. Courtney Paris.....	503	..2008-09
4. Courtney Paris.....	466	..2007-08
5. Amanda Thompson.....	400	..2009-10
6. Shirley Fisher.....	399	..1983-84
7. Joanna McFarland.....	369	..2012-13
8. Molly McGuire.....	341	..1979-80
9. Caton Hill.....	315	..2000-01
10. Molly McGuire.....	295	..1980-81

SINGLE-SEASON LEADERS

» REBOUNDS PER GAME

Player	Avg.	Season
1. Courtney Paris.....	15.9	..2006-07
2. Courtney Paris.....	15.03	..2007-08
3. Courtney Paris.....	14.97	..2005-06
4. Courtney Paris.....	13.6	..2008-09
5. Shirley Fisher	12.9	..1983-84
6. Lisa Allison.....	12.3	..1985-86
7. Joanna McFarland..	10.5	..2012-13
Amanda Thompson..	10.5	..2009-10
9. Molly McGuire	10.3	..1979-80
Erika Notzke	10.3	..1988-90

» OFFENSIVE REBOUNDS

Player	Reb.	Season
1. Courtney Paris.....	208	..2008-09
2. Courtney Paris.....	187	..2006-07
3. Courtney Paris.....	178	..2007-08
4. Courtney Paris.....	169	..2005-06
5. Amanda Thompson..	151	..2009-10
6. Erika Notzke	126	..1998-89
7. Ashley Paris	116	..2008-09
8. Joanna McFarland ..	112	..2012-13
9. Kaylon Williams	110	..2014-15
10. Abi Olajuwon.....	105	..2009-10
Cathy Bassett	105	..2009-10

» DEFENSIVE REBOUNDS

Player	Reb.	Season
1. Courtney Paris.....	370	..2005-06
2. Courtney Paris.....	339	..2006-07
3. Courtney Paris.....	295	..2008-09
4. Courtney Paris.....	288	..2007-08
5. Amanda Thompson..	259	..2009-10
6. Joanna McFarland ..	257	..2012-13
7. Ashley Paris	239	..2008-09
8. Caton Hill	219	..2000-01
9. Dionnah Jackson	183	..2004-05
10. Caton Hill	179	..2001-02

» ASSISTS

Player	Ast.	Season
1. Stacey Dales	248	..2000-01
2. Sharee Mitchum	242	..1993-94
3. Danielle Robinson	217	..2008-09
4. Danielle Robinson	202	..2009-10
5. Stacey Dales	190	..1999-00
6. Morgan Hook.....	186	..2012-13
7. Danielle Robinson	177	..2010-11
8. Stacey Dales	176	..2001-02
9. Dionnah Jackson	173	..2004-05
10. Dionnah Jackson	165	..2003-04



► Courtney Paris averaged a school-record 23.5 points and 15.9 rebounds per game to earn AP National Player of the Year honors as a sophomore in 2006-07. OU finished 28-5 that season and advanced to the Sweet 16.

» BLOCKS

Player	Blk.	Season
1. Courtney Paris.....	119	..2005-06
2. Courtney Paris.....	111	..2006-07
3. Courtney Paris.....	108	..2007-08
Courtney Paris.....	108	..2008-09
5. LaNae Jones	78	..1995-96
6. Vionise Pierre-Louis..	71	..2016-17
7. Nancy Mulkey.....	62	..2016-17
8. Nicole Griffin	58	..2012-13
9. Nicole Griffin	57	..2011-12
10. Nicole Griffin	56	..2013-14

» STEALS

Player	Stl.	Season
1. LaNeisha Caufield....	135	..2000-01
2. Pam Pennon	109	..1995-96
3. Vickie Green.....	100	..1985-86
4. LaNeisha Caufield....	97	..2001-02
5. LaNeisha Caufield....	96	..1999-00
6. Danielle Robinson	87	..2010-11
7. Pam Pennon	84	..1994-95
8. Jacquetta Hurley.....	83	..1984-85
9. Stacey Dales	82	..1999-00
Danielle Robinson	82	..2008-09

» MINUTES PLAYED

Player	Min.	Season
1. Nyeshia Stevenson....	1,354	..2009-10
2. Danielle Robinson....	1,333	..2009-10
3. Amanda Thompson..	1,282	..2009-10
4. Whitney Hand.....	1,230	..2011-12
5. LaNeisha Caufield....	1,181	..2001-02
6. Erin Higgins.....	1,179	..2005-06
7. Aaryn Ellenberg	1,163	..2012-13
8. Danielle Robinson	1,150	..2010-11
9. Phylesha Whaley ..	1,134	..1999-00
10. Ashley Paris	1,125	..2008-09

» MINUTES AVERAGE

Player	Avg.	Season
1. Angie Alexander	37.6	..1990-91
2. Cathy Bassett.....	36.6	..1990-91
3. Phylesha Whaley	36.5	..1997-98
4. Whitney Hand.....	36.2	..2011-12
5. Erika Notzke	35.9	..1988-89
Roxanne Long	35.9	..1997-98
7. Phylesha Whaley	35.7	..1998-99
8. Nyeshia Stevenson	35.6	..2009-10
9. Danielle Robinson	35.1	..2009-10
10. Carin Stites	35.0	..1990-91

CAREER LEADERS

» GAMES PLAYED

Player	G	Seasons
1. Jasmine Hartman	143	...2009-13
2. Danielle Robinson	141	...2008-11
3. Caton Hill	140	...2000-04
4. Amanda Thompson	138	...2007-10
5. Morgan Hook	137	...2011-14
Ashley Paris	137	...2006-09
Courtney Paris	137	...2006-09
8. Joanna McFarland	136	...2010-13
9. Sharane Campbell-Olds	135	...2012-15
10. Aaryn Ellenberg	134	...2011-14

» MINUTES PLAYED

Player	Min.	Seasons
1. Danielle Robinson	4,579	...2008-11
2. LaNeisha Caufield	4,287	...1999-02
3. Stacey Dales	4,199	...1998-02
4. Courtney Paris	4,143	...2006-09
5. Dionnah Jackson	4,051	...2002-05
6. Erin Higgins	4,046	...2003-07
7. Phylesha Whaley	4,025	...1998-00
8. Caton Hill	3,883	...2000-04
9. Ashley Paris	3,526	...2006-09
10. Leah Rush	3,464	...2004-07

» POINTS

Player	Pts.	Seasons
1. Courtney Paris	2,729	...2006-09
2. Aaryn Ellenberg	2,328	...2011-14
3. Phylesha Whaley	2,187	...1997-00
4. Molly McGuire	2,147	...1980-83
5. Danielle Robinson	2,138	...2008-11
6. LaNeisha Caufield	2,125	...1999-02
7. Stacey Dales	1,920	...1998-02
8. Caton Hill	1,653	...2000-04
Jacquetta Hurley	1,653	...1983-86
10. Lynn McCurdy	1,511	...1981-84
Angi Guffy	1,511	...1992-95
12. Dionnah Jackson	1,491	...2002-05
13. Etta Maytubby	1,451	...1993-96
14. Leah Rush	1,427	...2004-07
15. Sharane Campbell-Olds	1,391	...2012-15

» POINTS PER GAME

Player	Avg.	Seasons
1. Courtney Paris	19.9	...2006-09
2. Phylesha Whaley	18.9	...1997-00
3. Molly McGuire	18.7	...1980-83
4. Barbara Johnson	18.1	...1979
5. Aaryn Ellenberg	17.4	...2011-14
6. Erin Schreiber	17.1	...1979
7. Carin Stites	16.2	...1991-92
8. LaNeisha Caufield	16.1	...1999-02



►A two-time Big 12 Player of the Year, **Stacey Dales** is the program's all-time leader in assists. She earned All-America honors as a junior and a senior, while guiding the Sooners to their first Final Four appearance in 2002. Dales also ranks third in minutes played and seventh in scoring.

9. Danielle Robinson	15.2	...2008-11
10. Maria Villarroel	14.6	...2003-04

» FIELD GOALS

Player	FG	Seasons
1. Courtney Paris	1,124	...2006-09
2. Molly McGuire	859	...1980-83
3. Aaryn Ellenberg	825	...2011-14
4. Danielle Robinson	810	...2008-11
5. Phylesha Whaley	777	...1997-00
6. Stacey Dales	719	...1998-02
7. LaNeisha Caufield	679	...1999-02
8. Jacquetta Hurley	670	...1983-86
9. Caton Hill	611	...2000-04
10. Lynn McCurdy	608	...1981-84

» FIELD GOAL ATTEMPTS

Player	FGA	Seasons
1. Aaryn Ellenberg	2,025	...2011-14
2. Courtney Paris	1,941	...2006-09
3. Danielle Robinson	1,676	...2008-11
4. Stacey Dales	1,621	...1998-02
5. Phylesha Whaley	1,594	...1997-00
6. Molly McGuire	1,433	...1980-83
7. LaNeisha Caufield	1,427	...1999-02
8. Lynn McCurdy	1,323	...1981-84
9. Caton Hill	1,292	...2000-04
10. Tami Rogers	1,273	...1986-90

» FIELD GOAL PCT. (MIN. 800 ATTEMPTS)

Player	Pct.	Seasons
1. Molly McGuire	599	...1980-83
2. Courtney Paris	569	...2006-09
3. Angi Guffy	552	...1992-95
4. Kaylon Williams	541	...2012-16
5. Jacquetta Hurley	533	...1983-86
6. Mandy Wade	509	...1992-95
7. Lisa Allison	508	...1984-87
8. Ashley Paris	508	...2006-09
9. Phylesha Whaley	487	...1997-00
10. Danielle Robinson	483	...2008-11

» 3-POINT FIELD GOALS

Player	3FG	Seasons
1. Aaryn Ellenberg	376	...2011-14
2. Erin Higgins	268	...2003-07
3. Morgan Hook	189	...2011-14
4. Etta Maytubby	174	...1993-96
5. Nyeshia Stevenson	167	...2007-10
6. Whitney Hand	164	...2009-13
7. Peyton Little	161	...2015-17
8. Carin Stites	152	...1991-92
9. Chelsi Welch	144	...2003-07
10. Sunny Hardeman	139	...1998-01

» 3-POINT FIELD GOAL ATTEMPTS

Player	3FGA	Seasons
1. Aaryn Ellenberg	975	...2011-14
2. Erin Higgins	729	...2003-07
3. Etta Maytubby	537	...1993-96
4. Morgan Hook	524	...2011-14
5. Nyeshia Stevenson	492	...2007-10
6. Peyton Little	472	...2015-17
7. Whitney Hand	472	...2009-13
8. Chelsi Welch	414	...2003-07
9. Carin Stites	411	...1991-92
10. Gabbi Ortiz	409	...2015-pres.

» 3-POINT FG PCT. (MIN. 200 ATTEMPTS)

Player	Pct.	Seasons
1. Pam Pennon	417	...1995-96
2. Phylesha Whaley	401	...1997-00
3. Caton Hill	396	...2000-04
4. Aaryn Ellenberg	386	...2011-14
5. Rosalind Ross	376	...2001-02
6. Maddie Manning	370	...2013-pres.
Carin Stites	370	...1991-92
8. Melissa Ritchie	368	...1992-95
9. Sunny Hardeman	367	...1998-01
10. Morgan Hook	361	...2011-14

CAREER LEADERS

» FREE THROWS

Player	FT	Seasons
1. LaNeisha Caufield..	693	...1999-02
2. Phylesha Whaley ..	552	...1997-00
3. Danielle Robinson ..	511	...2008-11
4. Courtney Paris.....	481	...2006-09
5. Sharane Campbell-Olds	442	...2011-14
6. Molly McGuire	429	...1980-83
7. Angi Guffy	354	...1992-95
8. Stacey Dales	346	...1998-02
9. Lynn McCurdy	337	...1981-84
10. Dionnah Jackson...	334	...2002-05

» FREE THROW ATTEMPTS

Player	FTA	Seasons
1. Courtney Paris.....	880	...2006-09
2. LaNeisha Caufield..	826	...1999-02
3. Phylesha Whaley	710	...1997-00
4. Danielle Robinson ..	600	...2008-11
5. Molly McGuire	588	...1980-83
6. Sharane Campbell-Olds	574	...2011-14
7. Stacey Dales	504	...1998-02
8. LaNae Jones	482	...1993-96
9. Dionnah Jackson....	468	...2002-05
Angi Guffy	468	...1992-95

» FREE THROW PCT. (MIN. 200 ATT.)

Player	Pct.	Seasons
1. Chelsi Welch855	...2003-07
2. Danielle Robinson ..	.852	...2008-11
3. LaNeisha Caufield..	.839	...1999-02
4. Tami Rogers811	...1986-90
5. Caton Hill799	...2000-04
6. Leah Rush.....	.795	...2004-07
7. Aaryn Ellenberg.....	.789	...2011-14
8. Maddie Manning.....	.785	...2013-pres.
9. Phylesha Whaley ..	.777	...1997-00
10. Sharane Campbell-Olds	.770	...2012-15

» REBOUNDS

Player	Reb.	Seasons
1. Courtney Paris.....	2,034	...2006-09
2. Molly McGuire	1,071	...1980-83
3. Ashley Paris	1,064	...2006-09
4. Caton Hill	1,052	...2000-04
5. Amanda Thompson....	940	...2007-10
6. Joanna McFarland ..	910	...2010-13
7. Phylesha Whaley	892	...1997-00
8. Dionnah Jackson....	829	...2002-05
9. Janet Freeman-Southard	800	...1979-82
10. Jacquetta Hurley....	795	...1983-86

» REBOUNDS PER GAME

Player	Avg.	Seasons
1. Courtney Paris.....	14.8	...2006-09
2. Barbara Johnson	9.5	...1979
3. Molly McGuire	9.3	...1980-83
4. Shirley Fisher	9.0	...1983-85
5. Terri Adams.....	8.8	...1980
6. Tina Taylor.....	8.0	...1996-97
7. Erin Schreiber.....	7.9	...1981
8. Ashley Paris	7.8	...2006-09
9. Phylesha Whaley	7.7	...1997-00
10. Caton Hill	7.5	...2000-04

» OFFENSIVE REBOUNDS

Player	Reb.	Seasons
1. Courtney Paris.....	742	...2006-09
2. Ashley Paris	350	...2006-09
3. Amanda Thompson....	342	...2007-10
4. Kaylon Williams	341	...2012-16
5. Joanna McFarland ..	314	...2010-13
6. Phylesha Whaley	313	...1997-00
7. Caton Hill	304	...2000-04
8. Stacey Dales	235	...1998-02
9. Leah Rush.....	233	...2004-07
10. Angi Guffy	227	...1992-95

» DEFENSIVE REBOUNDS

Player	Reb.	Seasons
1. Courtney Paris.....	1,292	...2006-07
2. Caton Hill	745	...2000-04
3. Ashley Paris	714	...2006-09
4. Dionnah Jackson....	626	...2002-05
5. Joanna McFarland ..	596	...2010-13
6. Amanda Thompson ..	592	...2007-10
7. Phylesha Whaley	579	...1997-00
8. Stacey Dales	486	...1998-02
9. Angi Guffy	485	...1992-95
10. Etta Maytubby	453	...1993-96

» ASSISTS

Player	Ast.	Seasons
1. Stacey Dales	764	...1998-02
2. Danielle Robinson ..	726	...2008-11
3. Dionnah Jackson....	606	...2002-05
4. Sharee Mitchum.....	601	...1992-95
5. Morgan Hook.....	507	...2011-14
6. LaNeisha Caufield..	377	...1999-02
7. Angie Alexander	367	...1989-92
8. Brittany Brown.....	322	...2004-07
9. Gabbi Ortiz	315	...2015-pres.
10. Etta Maytubby	302	...1993-96

» BLOCKS

Player	Blk.	Seasons
1. Courtney Paris.....	446	...2006-09
2. LaNae Jones	243	...1993-96
3. Nicole Griffin	197	...2011-14
4. Vionise Pierre-Louis..	144	...2015-pres.
5. Amanda Thompson ..	122	...2007-10
6. Ashley Paris	114	...2006-09
7. Angi Guffy	99	...1992-95
8. Lisa Allison.....	84	...1984-87
Jacquetta Hurley.....	84	...1983-86
10. Kaylon Williams	77	...2012-16

» STEALS

Player	Stl.	Seasons
1. LaNeisha Caufield..	402	...1999-02
2. Danielle Robinson ..	309	...2008-11
3. Jacquetta Hurley....	280	...1983-86
4. Dionnah Jackson ..	265	...2002-05
5. Stacey Dales	250	...1998-02
6. LaTrenda Phillips ..	232	...1984-87
7. Caton Hill	217	...2000-04
8. Etta Maytubby.....	205	...1993-96
Lynn McCurdy	205	...1981-84
10. Angie Alexander	203	...1989-92

» DOUBLE-DOUBLES

Player	Dbl-Dbl.	Seasons
1. Courtney Paris.....	128	...2006-09
2. Molly McGuire	54	...1980-83
3. Caton Hill	33	...2000-04
4. Ashley Paris	33	...2006-09
Jacquetta Hurley.....	33	...1983-86
6. Phylesha Whaley	25	...1997-00
7. Jo Mosley	22	...1986-89
8. Joanna McFarland....	20	...2010-13
9. Amanda Thompson....	19	...2007-10
10. Etta Maytubby	17	...1993-96

» DOUBLE-DIGIT SCORING GAMES

Player	Tot.	Seasons
1. Courtney Paris.....	134	...2006-09
2. Aaryn Ellenberg.....	112	...2011-14
3. LaNeisha Caufield..	108	...1999-02
4. Stacey Dales	104	...1998-09
5. Phylesha Whaley	102	...1997-00
6. Molly McGuire	100	...1980-83
7. Jacquetta Hurley....	92	...1983-86
8. Caton Hill	90	...2000-04
9. Dionnah Jackson	81	...2002-05
10. Lynn McCurdy	78	...1981-84

TEAM STATISTICS

YEAR	W-L	FGM	FGA	FG%	3FGM	3FGA	3FG%	FTM	FTA	FT%	REB	AVG	PTS	AVG
1974-75*	2-14													
1975-76	3-14	287	1045	.274	-	-	-	146	271	.539	NA	NA	737	43.3
1976-77^	4-20	490	1377	.356	-	-	-	194	389	.499	620	29.5	1174	55.9
1977-78	20-12	937	2183	.429	-	-	-	357	595	.602	1082	34.3	2231	69.8
1978-79	13-16	721	1700	.424	-	-	-	312	491	.635	971	33.5	1754	60.5
1979-80	17-16	863	2012	.431	-	-	-	294	475	.619	1345	40.8	2030	61.5
1980-81	21-11	917	1956	.469	-	-	-	494	695	.711	1327	42.8	2328	75.1
1981-82	17-14	854	1988	.430	-	-	-	520	777	.669	1381	44.5	2228	71.9
1982-83	17-11	927	1982	.468	-	-	-	476	756	.630	1287	46.0	2330	83.2
1983-84	22-10	1086	2259	.481	-	-	-	507	725	.699	1443	45.1	2679	83.7
1984-85	23-7	1049	2119	.495	-	-	-	437	681	.641	1295	43.2	2535	84.5
1985-86	24-7	1039	2182	.476	-	-	-	482	699	.690	1299	41.9	2560	82.6
1986-87	18-10	876	1938	.452	-	-	-	386	591	.653	1131	40.4	2140	76.4
1987-88	14-13	855	1990	.430	77	194	.397	339	522	.649	1183	43.8	2126	78.7
1988-89	11-16	903	2012	.449	22	77	.299	301	442	.681	1177	43.6	2129	78.9
1989-90	7-22	893	2151	.415	67	213	.315	451	634	.711	1199	41.3	2304	79.4
1990-91	10-18	796	1857	.428	159	468	.339	338	520	.650	1065	37.8	2089	74.6
1991-92	17-12	907	1968	.461	130	368	.353	421	619	.680	1066	36.8	2346	80.9
1992-93	12-15	699	1581	.442	80	293	.273	384	591	.650	1064	39.4	1865	69.1
1993-94	18-12	908	1915	.474	163	451	.361	413	610	.677	1271	42.2	2392	79.8
1994-95	22-9	901	1988	.453	153	484	.316	451	673	.670	1206	38.9	2417	77.8
1995-96	12-15	722	1718	.420	166	476	.349	364	562	.648	1053	39.0	1974	73.1
1996-97	5-22	587	1519	.386	128	414	.309	348	520	.669	1006	37.3	1650	61.1
1997-98	8-19	623	1567	.398	155	466	.333	427	629	.679	1025	38.0	1828	67.7
1998-99	15-14	733	1640	.447	103	333	.309	621	851	.730	1156	39.9	2190	75.5
1999-00	25-8	947	1974	.480	166	454	.366	547	731	.748	1277	38.7	2607	79.0
2000-01	28-6	1015	2134	.476	207	545	.380	546	761	.717	1402	41.2	2783	81.9
2001-02	32-4	1011	2214	.457	211	580	.364	582	778	.748	1411	39.2	2815	78.2
2002-03	19-13	755	1812	.417	136	456	.298	493	700	.704	1281	40.0	2139	66.8
2003-04	24-9	842	1936	.435	191	598	.319	458	628	.729	1343	40.7	2333	70.7
2004-05	17-13	756	1796	.421	189	571	.331	370	511	.724	1188	39.6	2071	69.0
2005-06	31-5	1029	2180	.472	214	615	.348	476	737	.646	1613	44.8	2748	76.3
2006-07	28-5	952	2029	.469	181	503	.360	444	688	.645	1539	46.6	2529	76.6
2007-08	22-9	911	2019	.451	113	399	.283	322	495	.651	1389	44.8	2257	72.8
2008-09	32-5	1085	2308	.470	177	540	.328	456	674	.677	1611	43.5	2803	75.8
2009-10	27-11	1022	2372	.431	187	603	.310	494	670	.737	1552	40.8	2725	71.7
2010-11	23-12	940	2202	.427	251	713	.352	522	679	.769	1371	39.2	2653	75.8
2011-12	21-13	853	2008	.425	202	582	.347	500	676	.740	1374	40.4	2408	70.8
2012-13	24-11	879	2077	.423	272	743	.366	512	697	.735	1412	40.3	2542	72.6
2013-14	18-15	874	1994	.438	317	662	.328	592	791	.748	1321	40.0	2557	77.5
2014-15	21-12	877	2014	.435	230	660	.348	481	690	.697	1264	38.3	2465	74.7
2015-16	22-11	819	1981	.413	205	651	.315	454	638	.712	1285	38.9	2297	69.6
2016-17	23-10	868	2093	.415	220	643	.342	485	659	.736	1298	39.3	2441	74.0

*Statistics unavailable; ^ reflects 21 of 24 games that season.


YEAR-BY-YEAR LEADERS

» SCORING AVERAGE

Year	Player	G	Pts.	Avg.
1974-75	..Julie Arrington	16	137	8.6
1975-76	..Jo Stottsberry	16	193	12.0
1976-77	..Mary Lane	24	344	14.3
1977-78	..Vickie McCann	26	341	13.6
1978-79	..Barbara Johnson	29	524	18.1
1979-80	..Molly McGuire	33	579	17.5
1980-81	..Molly McGuire	31	540	17.4
1981-82	..Molly McGuire	23	452	19.7
1982-83	..Molly McGuire	28	576	20.6
1983-84	..Lynn McCurdy	32	530	16.6
1984-85	..Jacquetta Hurley	30	515	17.2
1985-86	..Vickie Green	31	458	14.8
1986-87	..LaTrenda Phillips	28	361	12.9
1987-88	..Jo Mosley	24	357	14.9
1988-89	..Jo Mosley	26	439	16.9
1989-90	..Tami Rogers	29	571	19.7
1990-91	..Carin Stites	28	517	18.4
1991-92	..Angi Guffy	29	444	15.3
1992-93	..Angi Guffy	27	403	14.9
1993-94	..Etta Maytubby	28	413	14.8
1994-95	..Mandy Wade	30	423	14.1
1995-96	..Pam Pennon	27	388	14.4
1996-97	..Phylesha Whaley	27	386	14.3
1997-98	..Phylesha Whaley	27	546	20.2
1998-99	..Phylesha Whaley	29	569	19.6
1999-00	..Phylesha Whaley	33	686	20.8
2000-01	..Stacey Dales	34	543	16.0
2001-02	..LaNeisha Caufield	36	626	17.4
2002-03	..Maria Villarroel	32	480	15.0
2003-04	..Maria Villarroel	33	472	14.3
2004-05	..Leah Rush	30	465	15.5
2005-06	..Courtney Paris	36	788	21.9
2006-07	..Courtney Paris	33	775	23.5
2007-08	..Courtney Paris	31	578	18.6
2008-09	..Courtney Paris	37	588	15.9
2009-10	..Danielle Robinson	38	639	16.8
2010-11	..Danielle Robinson	35	642	18.3
2011-12	..Aaryn Ellenberg	34	528	15.5
2012-13	..Aaryn Ellenberg	35	654	18.7
2013-14	..Aaryn Ellenberg	30	580	19.3
2014-15	..Peyton Little	33	417	12.6
2015-16	..Kaylon Williams	33	410	12.4
2016-17	..Maddie Manning	30	378	12.6

» REBOUNDING AVERAGE

Year	Player	G	Reb.	Avg.
1974-75	..Julie Arrington	16	129	8.1
1975-76	..No statistics available			
1976-77	..Gale Frasier	21	132	9.4
1977-78	..Teresa Ray	32	230	7.2
1978-79	..Barbara Johnson	29	276	9.5
1979-80	..Molly McGuire	33	341	10.3
1980-81	..Molly McGuire	31	295	9.5



► **Molly McGuire** was the first player to lead the Sooners in scoring in four consecutive seasons. McGuire was also the first player to average more than 20 points during one year, scoring 20.6 per contest in the 1982-83 season.

1981-82	..Janet Freeman	31	219	7.1
1982-83	..Molly McGuire	28	238	8.5
1983-84	..Lynn McCurdy	32	212	6.6
1984-85	..Jacquetta Hurley	30	236	7.9
1985-86	..Jacquetta Hurley	31	189	6.1
1986-87	..Jo Mosley	28	202	7.2
1987-88	..Jo Mosley	24	194	8.1
1988-89	..Erika Notzke	27	278	10.3
1989-90	..Tami Rogers	29	237	8.2
1990-91	..Cathy Bassett	28	245	8.7
1991-92	..Angi Guffy	29	204	7.0
1992-93	..LaNae Jones	27	175	6.5
1993-94	..Mandy Wade	30	209	7.0
1994-95	..Mandy Wade	30	190	6.3
1995-96	..LaNae Jones	27	187	6.9
1996-97	..Tina Taylor	25	218	8.7
1997-98	..Phylesha Whaley	27	220	8.1
1998-99	..Phylesha Whaley	29	218	7.5
1999-00	..Phylesha Whaley	33	261	7.9
2000-01	..Caton Hill	34	315	9.3
2001-02	..Caton Hill	36	250	6.9
2002-03	..Theresa Schuknecht	32	212	6.6
2003-04	..Maria Villarroel	33	211	6.4
2004-05	..Dionnah Jackson	30	255	8.5
2005-06	..Courtney Paris	36	539	15.0
2006-07	..Courtney Paris	33	526	15.9
2007-08	..Courtney Paris	31	466	15.0
2008-09	..Courtney Paris	37	503	13.6
2009-10	..Amanda Thompson	38	400	10.5
2010-11	..Joanna McFarland	35	232	6.6
2011-12	..Whitney Hand	34	241	7.1
2012-13	..Joanna McFarland	35	369	10.5
2013-14	..Sharane Campbell	33	178	5.4
2014-15	..Kaylon Williams	32	212	6.6
2015-16	..Kaylon Williams	33	234	7.1
2016-17	..Vionise Pierre-Louis	33	251	7.9

YEAR-BY-YEAR LEADERS

» ASSISTS AVERAGE

Year	Player	G	Ast.	Avg.
1980-81	Janet Gabriel	93
1981-82	Ladanah Sanders	100
1982-83	Sandy Hetherington	120
1983-84	Shirley Fisher	131
1984-85	Viki Streets	116
1985-86	Viki Streets	126
1986-87	Margaret McKeon	111
1987-88	Margaret McKeon	149
1988-89	Tami Rogers27	1063.9
1989-90	Tami Rogers29	953.3
1990-91	Angie Alexander28	1274.5
1991-92	Angie Alexander29	1254.3
1992-93	Sharee Mitchum27	1345.0
1993-94	Sharee Mitchum30	2428.1
1994-95	Sharee Mitchum31	1565.0
1995-96	Pam Pennon27	1194.4
1996-97	Roxanne Long27	863.2
1997-98	Shonika Breedlove27	1124.2
1998-99	Stacey Dales29	1505.2
1999-00	Stacey Dales33	1905.8
2000-01	Stacey Dales34	2487.3
2001-02	Stacey Dales36	1764.9
2002-03	Dionnah Jackson32	1645.1
2003-04	Dionnah Jackson33	1655.0
2004-05	Dionnah Jackson30	1735.8
2005-06	Britney Brown36	1544.3
2006-07	Britney Brown31	902.9
2007-08	Danielle Robinson31	1314.2
2008-09	Danielle Robinson37	2175.9
2009-10	Danielle Robinson38	2025.3
2010-11	Danielle Robinson35	1775.1
2011-12	Whitney Hand34	1404.1
2012-13	Morgan Hook35	1865.3
2013-14	Morgan Hook33	1624.9
2014-15	Gabbi Ortiz33	1173.5
2015-16	T'ona Edwards33	1013.1
2016-17	Gabbi Ortiz33	1213.7

» BLOCKS PER GAME

Year	Player	G	Blk.	Avg.
1989-90	Marla Duncan28	291.0
1990-91	Cathy Bassett28	301.1
1991-92	Angi Guffy29	351.2
1992-93	LaNae Jones27	642.4
1993-94	LaNae Jones29	531.8
1994-95	LaNae Jones31	481.5
1995-96	LaNae Jones27	782.9
1996-97	Tina Taylor25	100.4
1997-98	Roxanne Long27	110.4
.....	Jamie Anderson27	110.4
1998-99	Stacey Dales29	160.6
1999-00	Caton Hill33	130.4
2000-01	Jennifer Cunningham19	261.4
2001-02	Stacey Dales36	90.3
.....	Dionnah Jackson36	90.3
.....	Rosalind Ross36	90.3



► Maddie Manning led the Big 12 in steals with 2.0 per contest during the 2016-17 season.

2002-03	32	21	0.7
2003-04	Dionnah Jackson33	22	0.7
2004-05	Dionnah Jackson30	26	0.9
2005-06	Courtney Paris36	119	3.3
2006-07	Courtney Paris33	111	3.4
2007-08	Courtney Paris31	108	3.5
2008-09	Courtney Paris37	108	2.9
2009-10	Amanda Thompson38	36	0.9
2010-11	Nicole Griffin30	26	0.9
2011-12	Nicole Griffin34	57	1.7
2012-13	Nicole Griffin35	58	1.7
2013-14	Nicole Griffin33	56	1.7
2014-15	Vionise Pierre-Louis31	22	0.7
2015-16	Vionise Pierre-Louis33	51	1.6
2016-17	Vionise Pierre-Louis33	71	2.2

» STEALS PER GAME

Year	Player	G	Stl.	Avg.
1989-90	Dana Posey25	682.7
1990-91	Carin Stites28	682.4
1991-92	Angie Alexander29	622.1
1992-93	Sharee Mitchum27	652.4
1993-94	Etta Maytubby28	521.9
1994-95	Pam Pennon31	842.7
1995-96	Pam Pennon27	1094.0
1996-97	Tina Taylor25	602.4
1997-98	Shonika Breedlove27	411.5
1998-99	LaNeisha Caufield29	742.6
1999-00	LaNeisha Caufield33	962.9
2000-01	LaNeisha Caufield34	1354.0
2001-02	LaNeisha Caufield36	972.7
2002-03	Dionnah Jackson32	642.0
2003-04	Dionnah Jackson33	752.3
2004-05	Dionnah Jackson30	652.2
2005-06	Kendra Moore36	401.1
2006-07	Kendra Moore33	361.1
.....	Jenna Plumley32	351.1
2007-08	Danielle Robinson31	692.2
2008-09	Danielle Robinson37	822.2
2009-10	Danielle Robinson38	711.9
2010-11	Danielle Robinson35	872.5
2011-12	Aaryn Ellenberg34	601.8
2012-13	Aaryn Ellenberg35	461.3
2013-14	Aaryn Ellenberg30	592.0
2014-15	Sharane Campbell33	391.2
2015-16	Maddie Manning32	531.7
2016-17	Maddie Manning30	602.0

FRESHMAN CATEGORY LEADERS

» GAMES PLAYED

Player	G	Year
1. Joanna McFarland	38	2009-10
2. Ashley Paris	36	2005-06
Courtney Paris	36	2005-06
Dionnah Jackson	36	2001-02
5. Aaryn Ellenberg	35	2010-11
Jasmine Hartman	35	2008-09
Morgan Hook	35	2010-11
Nicole Kornet	35	2012-13
9. Sharane Campbell	34	2011-12
DaShawn Harden	34	2011-12

» GAMES STARTED

Player	GS	Year
1. Courtney Paris	36	2005-06
2. Gabbi Ortiz	33	2014-15
Aaryn Ellenberg	33	2010-11
Whitney Hand	33	2008-09
Caton Hill	33	2001-02
Molly McGuire	33	1979-80
7. Chelsi Welch	32	2002-03
8. Mandy Miller	31	1983-84
9. Erin Higgins	30	2003-04
Danielle Robinson	30	2007-08

» MINUTES PER GAME

Player	MPG	Year
1. Gabbi Ortiz	32.3	2014-15
2. Stacey Dales	32.0	1998-99
3. LaNeisha Caufield	31.9	1998-99
4. Danielle Robinson	32.6	2007-08
5. Angi Guffy	29.8	1991-92
6. Erin Higgins	29.3	2003-04
7. Courtney Paris	29.0	2005-06
8. Aaryn Ellenberg	28.7	1983-84
Shirley Fisher	28.7	1992-93
10. Misty Van Curen	28.3	1992-93

» POINTS

Player	Pts.	Year
1. Courtney Paris	788	2005-06
2. Molly McGuire	579	1979-80
3. Aaryn Ellenberg	566	2010-11
4. Erin Schreiber	530	1980-81
5. LaNeisha Caufield	457	1998-99
6. Angi Guffy	444	1991-92
7. Joyce Parker	407	1976-77
8. Chelsi Welch	386	2002-03
Phylesha Whaley	386	1996-97
10. Danielle Robinson	378	2007-08

» POINTS PER GAME

Player	PPG	Year
1. Courtney Paris	21.9	2005-06
2. Molly McGuire	17.5	1979-80
3. Erin Schreiber	17.1	1980-81
4. Aaryn Ellenberg	16.2	2010-11
5. LaNeisha Caufield	15.8	1998-99
6. Angi Guffy	15.3	1991-92
7. Phylesha Whaley	14.3	1996-97
Mary Lane	14.3	1976-77
9. Vicky Lane	13.6	1977-78
10. Joyce Parker	12.7	1977-78

» FIELD GOALS

Player	FG	Year
1. Courtney Paris	331	2005-06
2. Molly McGuire	243	1979-80
3. Erin Schreiber	205	1980-81
4. Aaryn Ellenberg	204	2010-11
5. Angi Guffy	162	1991-92
6. Danielle Robinson	155	2007-08
7. Joyce Parker	149	1977-78
8. Mary Lane	146	1976-77
9. Theresa Ray	139	1977-78
10. Phylesha Whaley	133	1996-97

» FIELD GOAL ATTEMPTS

Player	FGA	Year
1. Courtney Paris	539	2005-06
2. Aaryn Ellenberg	519	2010-11
3. Mary Lane	414	1976-77
4. Molly McGuire	405	1979-80
5. Erin Schreiber	395	1980-81
6. Chelsi Welch	354	2002-03
7. Janet Freeman-Southard	339	1978-79
8. Stacey Dales	331	1998-99
9. Danielle Robinson	323	2007-08
Vicki McCann	323	1977-78

» FG PERCENTAGE (MIN. 60 ATT.)

Player	Pct.	Year
1. Nicole Griffin	.674	2010-11
2. Courtney Paris	.614	2005-06
3. Molly McGuire	.600	1979-80
4. Angi Guffy	.566	1991-92
5. Sherri Black	.543	1991-92
6. Nancy Mulkey	.520	2016-17
7. Dionnah Jackson	.518	2001-02
8. Jadrea Seeley	.502	1999-00
9. Vionise Pierre-Louis	.495	2014-15
10. Joanna McFarland	.482	2009-10
LaNeisha Caufield	.482	1998-99



► LaNeisha Caufield is the OU freshman record holder for free throws made and steals. Caufield ranks in the top 10 in eight different freshman categories.

» 3-POINT FIELD GOALS

Player	3FG	Year
1. Aaryn Ellenberg	94	2010-11
2. Whitney Hand	62	2008-09
3. Erin Higgins	59	2003-04
4. Morgan Hook	54	2010-11
5. Gabbi Ortiz	49	2014-15
6. Chelsi Welch	44	2002-03
7. Jenna Plumley	38	2006-07
8. Nicole Kornet	30	2012-13
9. Melissa Ritchie	26	1992-93
10. Stacey Dales	24	1998-99

» 3-POINT FIELD GOAL ATTEMPTS

Player	3FGA	Year
1. Aaryn Ellenberg	237	2010-11
2. Erin Higgins	169	2003-04
3. Whitney Hand	166	2008-09
4. Gabbi Ortiz	147	2014-15
5. Chelsi Welch	146	2002-03
6. Morgan Hook	143	2010-11
7. Jenna Plumley	96	2006-07
Nicole Kornet	96	2012-13
9. Misty Van Curen	84	1992-93
10. Laura Andrews	80	2002-03

FRESHMAN CATEGORY LEADERS

» 3-POINT FG PCT. (MIN. 60 ATT.)

Player	Pct.	Year
1. Phylesha Whaley..	.488	1996-97
2. Erin Higgins.....	.455	2003-04
3. Aaryn Ellenberg397	2010-11
4. Jenna Plumley.....	.396	2006-07
5. Britney Brown.....	.389	2003-04
6. Jasmine Hartman ..	.385	2008-09
7. Morgan Hook.....	.378	2010-11
8. Michele Workman ..	.375	1995-96
9. Whitney Hand.....	.373	2008-09
10. Chelsea Dungee...	.338	2016-17

» FREE THROWS

Player	FT	Year
1. LaNeisha Caufield..	183	1998-99
2. Courtney Paris.....	126	2005-06
3. Sharane Campbell..	124	2011-12
4. Erin Schreiber.....	120	1980-81
5. Phylesha Whaley....	119	1996-97
6. Angi Guffy.....	115	1991-92
7. Joyce Parker.....	109	1977-78
8. Lynn McCurdy.....	95	1980-81
9. Molly McGuire.....	93	1979-80
10. Chelsi Welch.....	92	2002-03

» FREE THROW ATTEMPTS

Player	FTA	Year
1. Courtney Paris.....	262	2005-06
2. LaNeisha Caufield..	227	1998-99
3. Phylesha Whaley....	175	1996-97
4. Erin Schreiber.....	174	1980-81
5. Sharane Campbell..	166	2011-12
6. Joyce Parker.....	152	1977-78
7. Angi Guffy.....	141	1991-92
8. Molly McGuire.....	127	1979-80
9. Chelsi Welch.....	115	2002-03
10. LaNae Jones.....	114	1991-92

» FT PERCENTAGE (MIN. 60 ATT.)

Player	Pct.	Year
1. Jenna Plumley.....	.912	2006-07
2. Leah Rush.....	.882	2003-04
3. Misti Van Curen844	1992-93
4. Whitney Hand.....	.829	2008-09
5. Angi Guffy.....	.816	1991-92
6. Chelsea Dungee...	.811	2016-17
7. LaNeisha Caufield ..	.806	1998-99
8. Chelsi Welch.....	.800	2002-03
Melissa Ritchie800	1991-92
10. McKenna Treece ..	.792	2014-15

» REBOUNDS

Player	Reb.	Year
1. Courtney Paris.....	539	2005-06
2. Molly McGuire.....	341	1979-80
3. Caton Hill.....	244	1999-00
Erin Schreiber.....	244	1979-80
5. Ashley Paris.....	241	2005-06
6. Angi Guffy.....	204	1991-92
7. Stacey Dales.....	201	1998-99
8. Mandy Wade.....	198	1991-92
9. Joyce Parker.....	195	1977-78
10. Phylesha Whaley....	193	1996-97

» REBOUNDS PER GAME

Player	RPG	Year
1. Courtney Paris.....	15.0	2005-06
2. Molly McGuire.....	10.3	1979-80
3. Jana Brady.....	8.1	1977-78
4. Erin Schreiber.....	7.9	1980-81
5. Caton Hill.....	7.4	1999-00
6. Phylesha Whaley....	7.1	1996-97
7. Angi Guffy.....	7.0	1991-92
8. Stacey Dales.....	6.9	1998-99
9. Mandy Wade.....	6.8	1991-92
10. Ashley Paris.....	6.7	2005-06

» ASSISTS

Player	Ast.	Year
1. Stacey Dales.....	150	1998-99
2. Danielle Robinson ..	130	2007-08
3. Gabbi Ortiz	117	2014-15
4. Dionnah Jackson ...	104	2001-02
5. Etta Maytubby.....	75	1992-93
6. LaNeisha Caufield ...	72	1998-99
7. Jenna Plumley.....	69	2006-07
Sharee Mitchum	69	1991-92
9. Angi Guffy.....	63	1991-92
10. DaShawn Harden.....	60	2011-12
Courtney Paris.....	60	2005-06

» BLOCKED SHOTS

Player	Blk.	Year
1. Courtney Paris.....	119	2005-06
2. LaNae Jones.....	64	1991-92
3. Nancy Mulkey.....	62	2016-17
4. Angi Guffy.....	35	1991-92
5. Nicole Griffin.....	26	2010-11
6. Vionise Pierre-Louis	22	2014-15
Kaylor Williams.....	22	2011-12
8. Amanda Thompson ..	21	2007-08
9. Becky Preston.....	21	2002-03
Jacquetta Hurley.....	21	1982-83

» STEALS

Player	Stl.	Year
1. LaNeisha Caufield ...	74	1998-99
2. Danielle Robinson ...	69	2007-08
3. Dionnah Jackson	71	2001-02
4. Jacquetta Hurley.....	60	1982-83
5. Caton Hill.....	56	1999-00
6. Angi Guffy.....	49	1991-92
7. Mandy Wade.....	48	1991-92
8. Etta Maytubby.....	47	1992-93
9. Sherri Black.....	44	1991-92
10. DaShawn Harden.....	43	2011-12



► Gabbi Ortiz ranked in the top 10 of five OU freshman categories during the 2014-15 season.

HOME OPENERS

» HOME OPENERS (33-7 RECORD)

Year	Team	W/L	Score	Margin	Record
1977-78	Cameron	W	77-52	+25	1-0
1978-79	Tulsa	W	57-47	+10	2-0
1979-80	Texas	L	66-41	-25	2-1
1980-81	North Texas	W	101-81	+20	3-1
1981-82	Oklahoma Baptist	W	82-79	+3	4-1
1982-83	Tulsa	W	99-60	+39	5-1
1983-84	UT-Arlington	W	92-66	+26	6-1
1984-85	Abilene Christian	W	89-70	+19	7-1
1985-86	Creighton	W	94-76	+18	8-1
1986-87	New Mexico	W	87-51	+36	9-1
1987-88	Oral Roberts	W	103-94	+9	10-1
1988-89	Mississippi Valley State	L	89-83	-6	10-2
1989-90	Northeast Louisiana (ULM)	W	95-93	+2	11-2
1990-91	Prairie View A&M	W	121-49	+72	12-2
1991-92	UTSA	W	101-70	+31	13-2
1992-93	SMU	L	72-66	-6	13-3
1993-94	Texas Rio Grande Valley	W	88-68	+20	14-3
1994-95	Texas Tech	L	66-64	-2	14-4
1995-96	North Texas	W	102-60	+42	15-4
1996-97	Drake	L	77-64	-13	15-5
1997-98	SW Missouri State	L	81-65	-16	15-6
1998-99	TCU	W	78-66	+12	16-6
1999-00	Oral Roberts	W	83-66	+17	17-6
2000-01	SW Missouri State	W	89-82	+7	18-6
2001-02	TCU	W	76-60	+16	19-6
2002-03	Sam Houston State	W	79-52	+27	20-6
2003-04	SE Missouri State	W	83-48	+35	21-6
2004-05	SE Missouri State	W	84-62	+22	22-6
2005-06	Milwaukee	W	89-57	+32	23-6
2006-07	DePaul	W	105-61	+34	24-6
2007-08	North Texas	W	79-42	+37	25-6
2008-09	UC Riverside	W	88-57	+31	26-6
2009-10	Mercer	W	108-66	+42	27-6
2010-11	Western Illinois	W	84-43	+39	28-6
2011-12	Sacramento State	W	117-55	+62	29-6
2012-13	UCLA	L	86-80	-6	29-7
2013-14	Stetson	W	78-60	+18	30-7
2014-15	Washington	W	90-80	+10	31-7
2015-16	Winthrop	W	78-48	+30	32-7
2016-17	Southern Illinois	W	80-48	+32	33-7

SEASON OPENERS

» SEASON OPENERS (28-15 RECORD)

Year	Team	W/L	Score	Margin	Record
1974-75	Bethany Nazarene	L	44-43	-1	0-1
1975-76	USAO	L	86-34	-52	0-2
1976-77	Phillips	L	83-60	-23	0-3
1977-78	Cameron	W	77-52	+25	1-3
1978-79	Tulsa	W	57-47	+10	2-3
1979-80	Texas	L	66-47	-19	2-4
1980-81	Oral Roberts	L	80-76	-4	2-5
1981-82	Oklahoma Baptist	W	82-79	+3	3-5
1982-83	Iowa State	L	80-76	-4	3-6
1983-84	UT-Arlington	W	92-66	+26	4-6
1984-85	Abilene Christian	W	89-70	+19	5-6
1985-86	Middle Tennessee	W	83-75	+8	6-6
1986-87	UTSA	W	67-63	+4	7-6
1987-88	Penn State	L	86-63	-23	7-7
1988-89	Texas-Pan American	W	120-36	+84	8-7
1989-90	Sam Houston	L	90-86	-4	8-8
1990-91	Washington	L	84-50	-34	8-9
1991-92	UTSA	W	102-70	+32	9-9
1992-93	SMU	L	72-66	-6	9-10
1993-94	Texas Rio Grande Valley	W	88-68	+20	10-10
1994-95	Montana	L	76-64	-12	10-11
1995-96	Texas Christian	W	103-81	+22	11-11
1996-97	Oral Roberts	W	62-50	+12	12-11
1997-98	Stephen F. Austin	L	82-58	-24	12-12
1998-99	TCU	W	78-66	+12	13-12
1999-00	Arizona	L	75-59	-16	13-13
2000-01	Tulsa	W	80-49	+31	14-13
2001-02	Purdue	W	80-75	+5	15-13
2002-03	Tennessee	L	94-68	-26	15-14
2003-04	Oral Roberts	W	90-42	+48	16-14
2004-05	SE Missouri State	W	84-62	+22	17-14
2005-06	Milwaukee	W	89-57	+32	18-14
2006-07	DePaul	W	105-71	+34	19-14
2007-08	Maryland	L	66-76	-10	19-15
2008-09	UC Riverside	W	88-57	+31	20-15
2009-10	Mercer	W	108-66	+42	21-15
2010-11	Milwaukee	W	76-59	+17	22-15
2011-12	Sacramento State	W	117-55	+62	23-15
2012-13	Creighton	W	69-48	+21	24-15
2013-14	Stetson	W	78-60	+18	25-15
2014-15	Washington	W	90-80	+10	26-15
2015-16	Winthrop	W	78-48	+30	27-15
2016-17	Southern Illinois	W	80-48	+32	28-15

MISCELLANEOUS RECORDS

OVERTIME GAMES

Date	Opponent	W/L	Score
2/12/80	Wichita State	L	59-53
1/19/81	vs. McNeese State ^	L	82-77
1/9/82	at Pepperdine	L	75-70
12/11/82	Texas Tech	W	93-91
1/8/83	at Wichita State (20T)	L	93-81
2/16/83	at Oklahoma State	W	83-82
2/24/85	at Kansas	W	78-77
2/27/88	Colorado	L	91-88
1/14/89	at Kansas	L	86-82
1/25/89	Nebraska	W	68-65
12/29/91	at UCSB	L	105-95
1/25/92	at Oklahoma State	W	75-65
2/26/92	Kansas	L	73-72
1/14/96	Oklahoma State (20T)	L	86-79
3/14/99	at Arkansas I	L	97-93
12/21/00	at San Diego (20T)	W	65-63
12/27/00	Stanford	W	102-98
2/24/01	Oklahoma State	W	88-83
2/19/02	at Texas	L	68-62
1/14/04	at Texas A&M	W	65-56
1/26/05	Texas	L	83-71
2/12/06	Baylor	W	81-77
1/22/07	Texas Tech (20T)	W	86-81
3/11/08	vs. Missouri #	L	70-64
3/25/08	vs. Notre Dame \$	L	79-75
12/5/09	Arkansas	W	87-86
12/9/09	at Marist	W	80-71
2/10/10	Baylor	W	62-60
3/28/10	vs. Notre Dame \$	W	77-72
1/16/11	at Texas	W	71-67
1/31/12	at Kansas	W	74-68
11/17/13	Louisville	L	97-92
1/5/14	Iowa State	L	82-75
1/8/14	at Texas	L	79-74
11/28/14	vs. Kentucky	L	88-92
11/29/14	vs. Illinois	W	78-76
1/29/15	at Texas (20T)	L	84-81
2/17/15	at Iowa State	L	84-76
1/4/17	Kansas State	W	85-80
2/7/17	West Virginia (20T)	W	90-87

^ Forfeited by McNeese and does not count as a loss.
 # Big 12 Tournament Game
 \$ NCAA Tournament Game
 ! WNIT Game

Overtime Record: 18-20

(8-7 Home, 8-10 Away, 2-3 Neutral)

Under Sherri Coale: 13-11

(6-3 Home, 5-5 Away, 2-3 Neutral)

Against Big 12 Opponents: 7-7

(4-1 Home, 3-5 Away, 0-1 Neutral)

Most Overtimes in a Season: 4

(2009-10; 2014-15)

DOUBLE-OVERTIME GAMES

Date	Opponent	W/L	Score
1/23/83	at Wichita State	L	93-81
1/14/96	Oklahoma State	L	86-79
12/21/00	at San Diego	W	65-63
1/22/07	Texas Tech	W	86-81
1/29/15	at Texas	L	84-81
2/7/17	West Virginia	W	90-87

Double Overtime Record:

3-3 (2-1 Home, 1-2 Away)

Under Sherri Coale: 2-1

(2-0 Home, 1-1 Away)

CONSECUTIVE VICTORIES

Season: 20 (Dec. 3, 2008 to Feb. 23, 2009)

Home: 26 (Feb. 18, 1984, to Feb. 22, 1986)

Road: 12 (2000-01)

Road/Neutral*: 18 (Dec. 30, 2006 to Jan. 31, 2007)

Road*: 16 (Dec. 30, 2006 to Jan. 31, 2007)

To Open Season: 10 (1984-85 and 2001-02)

Big 12*: 24 (March 3, 2005 to Jan. 27, 2007)

Big 12 w/ Postseason: 26 (Jan. 4,

2006 to Jan. 27, 2007)

*Regular-Season Games Only

CONSECUTIVE LOSSES

Season: 16, 1996-97

Multiple Seasons: 17, Jan. 7, 1997-Nov. 22, 1997

MOST GAMES

Scoring 100 Points or More ...

Season: 4, 1983-84, 1985-86, 1991-92

Consecutive: 3, 1991-92

Games Played ...

Season: 38, 2009-10

At Home in a Season: 16, three times

2008-09, 2009-10, 2016-17

Away from Home in a Season: 23,

2005-06

Games Won ...

Season: 32, 2001-02 and 2008-09

At Home in a Season: 15, 2008-09

On Road/Neutral in a Season: 19,

2005-06

TRIPLE-DOUBLES

Courtney Paris vs. Texas Tech

(March 1, 2006)

18 points, 13 rebounds, 10 blocks

Dionnah Jackson vs. Tulsa

(December 4, 2005)

15 points, 10 rebounds, 10 assists

LaNae Jones vs. Southern

(December 29, 1993)

12 points, 17 rebounds, 11 blocks

LARGEST HOME WINS

Mar	Score	Opponent	Date
+73	121-48	Central Arkansas	12/20/07
+72	121-49	Prairie View A&M	11/29/90
+70	105-35	Prairie View A&M	12/14/91
+66	103-37	Jackson State	12/7/98
+66	118-52	Ark. Pine-Bluff	12/29/10
+64	89-25	N.C. Central	1/4/09
+62	117-55	Sacramento State	11/13/11
+60	101-41	Prairie View A&M	12/12/92
+59	104-45	Oklahoma Baptist	11/30/78
+59	91-32	Tulsa	12/11/86
+59	105-46	UMES	12/15/13
+57	93-36	Arkansas State	12/2/07
+52	94-42	Tulsa	12/21/08
+51	99-48	Oral Roberts	2/10/94

WORST HOME LOSSES

Mar	Score	Opponent	Date
-39	103-64	Baylor	2/27/17
-35	94-59	Texas Tech	2/19/98
-31	88-57	Oklahoma State	1/29/97
-31	89-58	Baylor	1/26/12
-29	74-45	Kansas State	2/1/03
-29	101-72	Nebraska	2/14/98
-25	81-56	Missouri	2/15/97
-24	87-63	Kansas State	3/5/83
-22	76-54	Oklahoma State	2/7/98
-21	81-60	Iowa State	1/2/99

LARGEST ROAD WINS

Mar	Score	Opponent	Date
+84	120-36	UTRGV	11/25/88
+57	95-38	Oral Roberts	11/17/01
+55	99-44	North Texas	12/10/83
+55	103-48	UT-Arlington	12/4/84
+48	88-40	Akron	11/26/04
+48	90-42	Oral Roberts	11/22/03
+48	100-52	Oklahoma City	12/12/83
+48	98-50	Prairie View A&M	1/23/92

WORST ROAD LOSSES

Mar	Score	Opponent	Date
-41	86-45	Connecticut	2/14/11
-40	95-55	Kansas	1/16/81
-39	101-62	Northern Arizona	12/30/97
-37	86-49	Colorado	2/18/90
-36	72-36	Texas	2/26/05

2,000 POINTS/1,000 REBOUNDS

Courtney Paris (2006-09)

2,729 points/2,034 rebounds

Molly McGuire (1980-83)

2,147 points/1,071 rebounds

1,000 POINTS/1,000 REBOUNDS

Caton Hill (2000-04)

1,653 points/1,052 rebounds

Ashley Paris (2006-09)

1,273 points/1,064 rebounds

BIG 12 CHAMPIONSHIP

» CONFERENCE CHAMPIONSHIP RESULTS BY OPPONENT (35-46 RECORD: 11-29 BIG EIGHT, 24-17 BIG 12)

vs. BAYLOR (4-1)

2002^	W	84-69	Final
2006^	W	72-61	Final
2007^	W	78-64	Semifinals
2010^	W	59-54	Quarterfinals
2016^	L	57-84	Semifinals

vs. COLORADO (3-7)

1979*	L	62-72	
1982*	W	71-61	
1983*	L	70-78	Quarterfinals
1989*	L	61-80	Quarterfinals
1991*	L	75-80	Quarterfinals
1996*	L	60-76	Quarterfinals
1998^	L	66-71	First Round
2001^	W	102-93	Semifinals
2003^	L	68-73	Quarterfinals
2004^	W	63-56	Quarterfinals

vs. IOWA STATE (3-5)

1977*	L	58-93	
1979*	L	69-80	
1980*	W	87-77	
1985*	L	78-63	Quarterfinals
2001^	L	65-68	Final
2006^	W	78-74	Quarterfinals
2007^	W	67-60	Final
2013^	L	60-79	Semifinals

vs. KANSAS (5-6)

1976*	L	39-65	
1977*	L	45-72	
1981*	L	55-95	
1982*	W	73-63	Semifinals
1984*	W	76-63	Quarterfinals
1985*	W	79-69	Semifinals
1988*	L	66-67	Quarterfinals
1992*	L	62-70	Semifinals
1995*	L	81-88	Semifinals
2001^	W	80-61	Quarterfinals
2010^	W	76-59	Quarterfinals

vs. KANSAS STATE (2-4)

1976*	L	27-90	
1984*	L	67-69	Semifinals
1987*	L	64-79	Quarterfinals
1997^	L	56-81	First Round
2002^	W	69-49	Semifinals
2004^	W	78-66	Semifinals

vs. MISSOURI (3-7)

1979*	L	56-80	
1980*	L	63-90	
1981*	L	65-68	
1982*	L	67-84	
1985*	L	83-89	Final
1986*	L	66-71	Final
1990*	W	80-77	Quarterfinals
1992*	W	80-79	Quarterfinals



2006^	W	75-54	Semifinals
2008^	L	64-70 (OT)	First Round

vs. NEBRASKA (3-2)

1978*	W	60-59	
1979*	L	60-82	
1994*	L	56-73	Quarterfinals
1995*	W	77-67	Quarterfinals
2003^	W	71-51	Quarterfinals

vs. OKLAHOMA STATE (5-5)

1977*	L	65-73	
1980*	L	54-60	
1981*	W	75-61	
1986*	W	85-80	Quarterfinals
1990*	L	78-87	Semifinals
1993*	L	70-85	Quarterfinals
1999^	L	67-70	First Round
2002^	W	87-56	Quarterfinals
2010^	W	74-69	Semifinals
2016^	W	61-45	Quarterfinals

vs. TEXAS (2-4)

2000^	L	68-71	Quarterfinals
2004^	W	66-47	Final
2005^	L	59-65	Quarterfinals
2007^	W	67-58	Quarterfinals
2014^	L	72-82	Quarterfinals
2015^	L	46-59	Semifinals

vs. TEXAS A&M (2-4)

2004^	W	60-47	First Round
2005^	W	86-65	First Round
2009^	L	52-64	Semifinals
2010^	L	67-74	Final
2011^	L	68-81	Quarterfinals
2012^	L	66-79	Semifinals

vs. TEXAS TECH (1-0)

2011^	W	71-69	Quarterfinals
-------	---	-------	---------------

vs. WEST VIRGINIA (2-1)

2013^	W	65-54	Quarterfinals
2015^	W	67-55	Quarterfinals
2017^	L	58-82	Quarterfinals

* Big Eight Tournament
^ Big 12 Championship

BIG 12 CHAMPIONSHIP

» BIG 12 TOURNAMENT HIGHS

MOST BY OKLAHOMA

Points:102 vs. Colorado, 2000
Total Rebounds:62 vs. Missouri, 2008
Offensive Rebounds:26 vs. Missouri, 2008
Defensive Rebounds:40 vs. Baylor, 2006
Field Goals:37 vs. Colorado, 2001
FG Attempts:88 vs. Missouri, 2008
FG Pct.:545 (30-55) vs. Texas A&M, 2005
3-Point Field Goals:14 vs. Colorado, 2001
3-Point FG Attempts:33 vs. Texas, 2014
3-Point FG Pct.:533 (8-15) vs. Texas A&M, 2005
Free Throws:25 vs. Baylor, 2007
FT Attempts:36 vs. Texas A&M, 2009
FT Pct.:947 (18-19) vs. Texas A&M, 2005
Assists:25; twice, vs. Baylor, 2002Colorado, 2001
Steals:16 vs. Oklahoma State, 2002
Blocks:15 vs. Texas, 2007
Turnovers:32 vs. Baylor, 2006
Fouls:27 vs. Texas, 2014
Technical Fouls:None
Points in a quarter:25 vs. West Virginia [4Q], 2017
Points in a first half:50 vs. Colorado, 2001
Points in a second half:52 vs. Colorado, 2001
Points in overtime:11 vs. Missouri, 2008

FEWEST BY OKLAHOMA

Points:46 vs. Texas, 2015
Total Rebounds:27 vs. Texas A&M, 2012
Offensive Rebounds:8 vs. Texas, 2005
Defensive Rebounds:13 vs. Baylor, 2016
Field Goals:15 vs. Texas, 2015
FG Attempts:46 vs. Texas A&M, 2004
FG Pct.:259 (15-58) vs. Texas, 2015
3-Point Field Goals:2, three timesvs. Baylor, 2010, Texas A&M, 2009Texas, 2004
3-Point FG Attempts:10 vs. Baylor, 2010
3-Point FG Pct.:125 (3-24) vs. West Virginia, 2013
Free Throws:3 vs. Missouri, 2008
FT Attempts:6 vs. Nebraska, 2003
FT Pct.:556 (15-27) vs. Baylor, 2007
Assists:7, twice, vs. Texas A&M, 2009Oklahoma State, 1999
Steals:1 vs. West Virginia, 2015
Turnovers:7 vs. Baylor, 2010
Fouls:9, twice vs. vs. Oklahoma State, 2010Kansas State, 2004
Technical Fouls:None
Points in a quarter:9 vs. West Virginia [3Q], 2017
Points in first half:20 vs. Texas, 2015
Points in second half:24 vs. Kansas State, 2002
Points in overtime:11 vs. Missouri, 2008

MOST BY AN OPPONENT

Points:93, Colorado, 2001
Total Rebounds:49, Iowa State, 2013
Offensive Rebounds:23, Baylor, 2006
Defensive Rebounds:37, Missouri, 2008
Field Goals:33, West Virginia, 2017
FG Attempts:79, Baylor, 2006
FG Pct.:578, (26-45) Oklahoma State, 1999
3-PT Field Goals:11, twice, Iowa State, 2007Iowa State, 2001
3-PT FG Attempts:35, Iowa State, 2001
3-PT FG Pct.:692, (9-13) Colorado, 2001
Free Throws:26, Texas A&M, 2009
FT Attempts:33, Texas A&M, 2009
FT Pct.:1,000, (13-13) Kansas, 2009
Assists:24, Baylor, 2002
Steals:20, vs. Baylor, 2006
Blocks:10, twice, Oklahoma State, 2016Baylor, 2010
Turnovers:27, Oklahoma State, 2016
Fouls:26, West Virginia, 2015
Technical Fouls:2, Baylor, 2007
Points in a quarter:26, twice
Points in first half:48, West Virginia, 2017
Points in second half:54, Colorado, 2001
Points in overtime:17, Missouri, 2008

FEWEST BY OPPONENT

Points:45, vs. Oklahoma State, 2016
Total Rebounds:21, Colorado, 2001
Offensive Rebounds:	4, twice, Kansas State, 2002
Defensive Rebounds:Oklahoma State, 1999
Field Goals:14, Texas A&M, 2005
Field Goals:14, Oklahoma State, 2002
FG Attempts:43, Texas, 2015
FG Pct.:250 (18-72), Texas, 2007
3-Point Field Goals:0, Texas, 2004
3-Point FG Attempts:6; twice, Kansas, 2001Texas, 2000
3-PT FG Pct.:000, (0-11) Texas, 2004
Free Throws:0, Kansas State, 2002
FT Attempts:0, Kansas State, 2002
FT Pct.:000 (0-0), Kansas State, 2002
Assists:5, Oklahoma State, 2010
Steals:2, Kansas State, 2004Missouri, 2012
Blocks:0, multiple times
Turnovers:7, twice, Oklahoma State, 2010Kansas State, 2004
Fouls:8, Iowa State, 2001
Technical Fouls:None
Points in a quarter:	8, Oklahoma State [1Q], 2017
Points in a first half:17, Missouri, 2006
Points in a second half:20 vs. West Virginia, 2013
Points in overtime:17, Missouri, 200

MOST BY AN OKLAHOMA PLAYER

Points:36, Courtney Paris vs. Iowa State, 2006
Rebounds:26, Courtney Paris vs. Baylor, 2006
Offensive Rebounds:10, twice,Courtney Paris, vs. Texas A&M, 2009Ashley Paris, vs. Missouri, 2008
Defensive Rebounds:22, Courtney Paris vs. Baylor, 2006
Field Goals:16, Courtney Paris vs. Iowa State, 2006
Fg Attempts:27, Amanda Thompson vs. Texas A&M, 2010
FG Pct. (min. five made):1,000, twiceDerica Wyatt (5-5) vs. Oklahoma State, 2016Nicole Griffin (6-6) vs. Texas A&M, 2011
3-PT Field Goals:5, four times,MR: Erin Higgins vs. Baylor, 2006
3-PT FG Attempts:12, twice,Aaryn Ellenberg vs. Texas, 2014Rosalind Ross vs. Colorado, 2001
3-PT FG Percentage (min. 5 made):800, twice,Stacey Daies (4-5) vs. Oklahoma State, 2002Rosalind Ross (4-5) vs. Kansas, 2001
Free Throws:12, Sharane Campbell vs. Missouri, 2012
Free Throws Att.:15, three timesSharane Campbell vs. West Virginia, 2013Courtney Paris vs. Kansas, 2009Courtney Paris vs. Baylor, 2006
FT Pct. (min. six made):1,000, five players,MR: Vonise Pierre-Louis, (6-6) vs. West Virginia, 2015
Assists:9, twice,Morgan Hook vs. West Virginia, 2013Stacey Daies vs. Colorado, 2001
Steals:6, twice,Jenna Plumley vs. Iowa State, 2007LaNiesha Caulfield vs. Kansas State, 2002
Blocks:7, Courtney Paris vs. Missouri, 2007
Turnovers:8, Dionnah Jackson vs. Colorado, 2004

MOST BY AN OPPOSING PLAYER

Points:32, three times,Anna Prins, Iowa State, 2013Andrea Riley, Oklahoma State, 2010Tera Bjorklund, Colorado, 2003
Rebounds:15, Danielle Crockrom, Baylor, 2002
Offensive Rebounds:7, twiceChristal Caldwell, West Virginia, 2013Danielle Adams, Texas A&M, 2011
Defensive Reb.:12, Danielle Crockrom, Baylor, 2002
Field Goals:13, Tera Bjorklund, Colorado, 2003
FG Att.:30, Andrea Riley, Oklahoma State, 2010
FG Pct. (min. 5 made):1,000 (5-5),Nicky Ramage, Kansas State, 1997
3-PT Field Goals:6, Megan Taylor, Iowa State, 2001
3-PT FG Att.:15, Laurie Koehn, Kansas State, 2004
3-PT FG Pct (min. 3 made):1,000 (3-3),Shelley Garcia, Oklahoma State, 1998
Free Throws:10, Taktia Starks, Texas A&M, 2009
FT Att.:11, twiceAnna Prins, Iowa State, 2013Taktia Starks, Texas A&M, 2009
FT Pct. (min. 5 made):1,000, six times,(5-5) Alexis Jones, Baylor, 2016Danielle McCray, Kansas, 2009(6-6) Angela Tisdale, Baylor, 2006(6-6) Brittany Wilkins, Iowa State, 2006(6-6) Linda Lappe, Colorado, 2001(6-6) Mandy Nightingale, Colorado 2001
Assists:12, Lyndsey Medders, Iowa State, 2006
Steals:9, Rodricka Patton, Oklahoma State, 2016
Blocks:10, Brittney Griner, Baylor, 2010
Turnovers:9, Rodricka Patton, Oklahoma State, 2016



» Courtney Paris' 36 points versus Iowa State in 2006 still stands as the most by a Sooner in Big 12 Championship play.

BIG 12 CHAMPIONSHIP

» YEAR-BY-YEAR CONFERENCE CHAMPIONSHIP RESULTS

BIG EIGHT (11-29 RECORD)

1976

Kansas State 90, Oklahoma 27
Kansas 65, Oklahoma 39

1977

Kansas 72, Oklahoma 45
Iowa State 93, Oklahoma 58
Oklahoma State 73, Oklahoma 65

1978

Oklahoma 60, Nebraska 59
Missouri 80, Oklahoma 56

1979

Nebraska 82, Oklahoma 60
Colorado 72, Oklahoma 62
Iowa State 80, Oklahoma 69

1980

Missouri 90, Oklahoma 63
Oklahoma 87, Iowa State 77
Oklahoma State 60, Oklahoma 54

1981

Oklahoma 75, Oklahoma State 61
Kansas 95, Oklahoma 55
Missouri 68, Oklahoma 65

1982

Colorado 71, Oklahoma 61
Oklahoma 73, Kansas 63
Missouri 87, Oklahoma 64

1983

Colorado 78, Oklahoma 70

1984

Oklahoma 76, Kansas 63
Kansas State 69, Oklahoma 67

1985

Oklahoma 78, Iowa State 63
Oklahoma 79, Kansas 69
Missouri 89, Oklahoma 83

1986

Oklahoma 85, Oklahoma State 80
Missouri 71, Oklahoma 66

1987

Kansas State 79, Oklahoma 64

1988

Kansas 67, Oklahoma 66

1989

Colorado 80, Oklahoma 61

1990

Oklahoma 80, Missouri 77
Oklahoma State 87, Oklahoma 78

1991

Colorado 80, Oklahoma 75

1992

Oklahoma 80, Missouri 79
Kansas 70, Oklahoma 62

1993

Oklahoma State 85, Oklahoma 70

1994

Nebraska 73, Oklahoma 56

1995

Oklahoma 77, Nebraska 67
Kansas 88, Oklahoma 81

1996

Colorado 76, Oklahoma 60

BIG 12 (24-17 RECORD)

1997

Kansas State 81, Oklahoma 56

1998

Colorado 71, Oklahoma 66

1999

Oklahoma State 70, Oklahoma 56

2000

Texas 71, Oklahoma 68

2001

Oklahoma 80, Kansas 61
Oklahoma 102, Colorado 93
Iowa State 68, Oklahoma 65

2002

Oklahoma 87, Oklahoma State 56
Oklahoma 69, Kansas State 49
Oklahoma 84, Baylor 69

2003

Oklahoma 71, Nebraska 51
Colorado 73, Oklahoma 68

2004

Oklahoma 60, Texas A&M 47
Oklahoma 78, Kansas State 66
Oklahoma 66, Texas 47

2005

Oklahoma 86, Texas A&M 65
Texas 65, Oklahoma 59

2006

Oklahoma 78, Iowa State 74
Oklahoma 75, Missouri 54
Oklahoma 72, Baylor 61

2007

Oklahoma 67, Texas 58
Oklahoma 78, Baylor 64
Oklahoma 67, Iowa State 60

2008

Missouri 70, Oklahoma 64 (OT)



► **Sherri Coale** is one of two Big 12 coaches in league history to lead their program to four conference tournament titles. The Sooners have won the Big 12 postseason crown in 2002, 2004, 2006 and 2007.

2009

Oklahoma 76, Kansas 59
Texas A&M 74, Oklahoma 62

2010

Oklahoma 59, Baylor 54
Oklahoma 74, Oklahoma State 69
Texas A&M 74, Oklahoma 67

2011

Oklahoma 71, Texas Tech 69
Texas A&M 81, Oklahoma 68

2012

Oklahoma 70, Missouri 59
Texas A&M 79, Oklahoma 66

2013

Oklahoma 65, West Virginia 54
Iowa State 79, Oklahoma 60

2014

Texas 82, Oklahoma 72

2015

Oklahoma 67, West Virginia 55
Texas 59, Oklahoma 46

2016

Oklahoma 61, Oklahoma State 43
Baylor 84, Oklahoma 57

2017

West Virginia 82, Oklahoma 58

Title games in italics

FINAL FOUR APPEARANCES

» 2002



32-4 Overall Record 5-1 NCAA Tournament Record Coached by Sherri Coale

Oklahoma made history in 2002 with its first trip to the NCAA Final Four. The Sooners dominated NCAA action by winning five of their six games by an average margin of 21 points. After capturing the Big 12 regular season and tournament titles, OU earned a No. 1 seed in the West Region and opened NCAA action inside Lloyd Noble Center. The Sooners advanced to the Sweet 16 with a pair of victories over Hartford (84-52) and Villanova (66-53). However, in order to advance to the Final Four, OU had to eliminate two Big 12 teams. First up was Texas Tech. Oklahoma handed the Lady Raiders a 72-62 loss, before routing Colorado, 94-60, for the right to play in the Final Four in San Antonio. Oklahoma shocked Duke with an 86-71 win in the NCAA semifinals before suffering a disappointing 82-70 loss to national powerhouse Connecticut in the national championship game. OU concluded the season 32-4 as the No. 2 team in the AP and USA Today/Coaches Polls.

» 2010



27-11 Overall Record 4-1 NCAA Tournament Record Coached by Sherri Coale

The route ran through the Sooner State, ending in familiar territory, as Oklahoma earned a consecutive berth in the NCAA Women's Final Four. Despite the loss of the previous year's star-studded senior class and a season-ending injury to All-America candidate Whitney Hand, the Sooners never wavered from their identity of resilience. OU fought through the nation's toughest schedule and was rewarded with a road to the Final Four that started at home. The Sooners handled South Dakota State and Little Rock at Lloyd Noble Center in the first and second rounds before winning dramatically at the Kansas City Regional. Oklahoma needed last-minute heroics to take down Notre Dame, 77-72, in OT and rallied to defeat a pesky Kentucky squad, 88-68. No. 2 Stanford loomed in San Antonio, site of the OU's first Final Four trip and national runner-up finish in 2002, and despite a valiant second-half effort to take an 18-point deficit to one possession, the Sooners fell 73-66.

» 2009



32-5 Overall Record 4-1 NCAA Tournament Record Coached by Sherri Coale

Oklahoma swept through its home state once again in the 2009 NCAA Championship en route to its second Final Four appearance. Following its sixth Big 12 season championship, OU was rewarded with the No. 1 seed in the Oklahoma City Region, ensuring a path through the Sooner State. Oklahoma dropped Prairie View (76-47) and Georgia Tech (69-50) in Iowa City, Iowa in the first and second rounds. At the Ford Center in Oklahoma City, the Sooner Nation swarmed to the best-attended regional site of the season as OU played in front of crowds of more than 11,000 on its home turf. The Sooners dispatched Pittsburgh (70-59) and Purdue (74-68) to punch a ticket to St. Louis and the Final Four. Oklahoma fell to Louisville at the buzzer, 61-59, ending its remarkable run. The Sooners matched their single-season program record for wins with 32 and finished fourth in the national polls.

» FINAL FOUR RECORDS

INDIVIDUAL

Points.....	26, Rosalind Ross vs. Duke, 2002
Field Goals	11, Danielle Robinson vs. Stanford, 2010
FG Pct500, Rosalind Ross vs. Duke, 2002
3-Point Field Goals.....	4, Rosalind Ross, twice
3-Point FG Pct.....	.500, Rosalind Ross vs. Duke, 2002
Free Throws.....	8, LaNeisha Caufield vs. Connecticut, 2002
.....	8, Rosalind Ross vs. Duke, 2002
FT Pct.....	.889, LaNeisha Caufield vs. Connecticut, 2002
Rebounds.....	16, Courtney Paris vs. Louisville, 2009
Assists	10, Danielle Robinson, Louisville, 2009
Blocks.....	4, Courtney Paris, Louisville, 2009
Steals.....	4, LaNeisha Caufield, twice

TEAM

Points.....	86 vs. Duke, 2002
Field Goals	28 vs. Duke, 2002
FG Pct.....	.459 vs. Duke, 2002
3-Point Field Goals.....	9 vs. Duke, 2002
3-Point FG Pct.....	.346 vs. Duke, 2002
Free Throws.....	21 vs. Duke, 2002
FT Pct.....	.875 vs. Duke, 2002
Rebounds.....	48 vs. Louisville, 2009
Assists	16, Louisville, 2009
Blocks.....	7, Louisville, 2009
Steals.....	12 vs. Connecticut, 2002

NCAA TOURNAMENT RECORDS

» NCAA TOURNAMENT RESULTS (33-20 RECORD)

1986 (Midwest Region)

SWEET 16

First Round Bye
(4) OU 86, (5) Vanderbilt 67
(1) Texas 85, (4) OU 59

1995 (East Region)

(7) OU, 90, (10) Loyola (Md.) 55
(2) Louisiana Tech 48, (7) OU 36

2000 (East Region)

SWEET 16

(5) OU 86, (12) BYU 81
(5) OU 76, (4) Purdue 74
(1) Connecticut 102, (5) OU 80

2001 (West Region)

SWEET 16

(2) OU 70, (15) Oral Roberts 64
(2) OU 67, (10) Stanford 50
(6) Washington 84, (2) OU 67

2002 (West Region)

NATIONAL CHAMPIONSHIP GAME

(1) OU 84, (16) Hartford 52
(1) OU 66, (9) Villanova 53
(1) OU 72, (4) Texas Tech 62
(1) OU 94, (3) Colorado 60
(1) OU 86, (1) Duke 71
(1) Connecticut 82, (1) OU 70

2003 (Midwest Region)

(7) George Washington 71, (10) OU 61

2004 (Midwest Region)

(3) OU 58, (14) Marist 45
(6) Stanford 68, (3) OU 43

2005 (Southeast Region)

(9) Arizona 72, (8) OU 69

2006 (San Antonio Regional)

SWEET 16

(2) OU 78, (15) Pepperdine 66
(2) OU 86, (7) BYU 70
(3) Stanford 88, (2) OU 74

2007 (Dayton Regional)

SWEET 16

(3) OU 74, (14) SE Missouri State 60
(3) OU 78, (6) Marquette 47
(7) Ole Miss 90, (2) OU 82

2008 (Dayton Regional)

(4) OU 69, (13) Illinois State 61
(5) Notre Dame 79, (4) OU 75 (OT)

2009 (Oklahoma City Regional)

FINAL FOUR

(1) OU 76, (16) Prairie View 47
(1) OU 69, (9) Georgia Tech 50
(1) OU 70, (4) Pittsburgh 59
(1) OU 74, (6) Purdue 68
(3) Louisville 61, (1) OU 59

2010 (Kansas City Regional)

FINAL FOUR

(3) OU 68, (14) South Dakota State 57
(3) OU 60, (11) Little Rock 44
(3) OU 77, (2) Notre Dame 72 (OT)
(3) OU 88, (4) Kentucky 68
(1) Stanford 73, (3) OU 66

2011 (Dayton Regional)

SWEET 16

(6) OU 86, (11) James Madison 72
(6) OU 88, (3) Miami 83
(2) Notre Dame 78, (6) OU 53

2012 (Fresno Regional)

(6) OU 88, (11) Michigan 67
(3) St. John's 74, (6) OU 70

2013 (Oklahoma City Regional)

SWEET 16

Oklahoma City Regional
(6) OU 78, (11) Central Michigan 73
(6) OU 85, (3) UCLA 72
(2) Tennessee 74, (6) OU 59

2014 (Lincoln Regional)

(7) DePaul, 104 (10) OU 100

2015 (Oklahoma City Regional)

(5) OU 111, (12) Quinnipiac 84
(4) Stanford 86, (5) OU 76

2016 (Lexington Regional)

(6) OU 61, (11) Purdue 45
(3) Kentucky 79, (6) OU 58

2017 (Oklahoma City Regional)

(6) OU 75, (11) Gonzaga 62
(3) Washington 108, (6) OU 82

1984 WNIT (Amarillo, Texas)

Chattanooga 84, OU 78
OU 67, Illinois State 65
California 81, OU 78

1994 WNIT (Amarillo, Texas)

OU 82, New Mexico State 77
OU 86, Pittsburgh 77
OU 69, Arkansas State 65

1999 WNIT (Fayetteville, Ark.)

OU 75, Wichita State 67
Arkansas 97, OU 93 (OT)



OU'S ALL-TIME NCAA TOURNAMENT SEEDS

Year	Seed	Record
1986	4	1-1
1995	7	1-1
2000	5	2-1
2001	2	2-1
2002	1	5-1
2003	10	0-1
2004	3	1-1
2005	8	0-1
2006	2	2-1
2007	2	2-1
2008	4	1-1
2009	1	4-1
2010	3	4-1
2011	6	2-1
2012	6	1-1
2013	6	2-1
2014	10	0-1
2015	5	1-1
2016	6	1-1
2017	6	1-1

First Round.....16-3
Second Round10-7
Regional Semifinal3-7
Regional Final3-0
National Semifinal1-2
National Championship.....0-1

vs. Higher Seeds.....4-12
vs. Lower Seeds.....28-7
vs. Equal Seeds1-1

NCAA TOURNAMENT BOX SCORES

	DATE	FG	FGA	PCT	3P	3PA	PCT	FT	FTA	PCT	O	D	TOT	PF	A	TO	B	ST	TP
1986																			
OKLAHOMA	3/16/86	38	76	.500	--	--	--	10	17	.588	--	--	58	20	25	21	4	10	86
Vanderbilt		27	78	.346	--	--	--	13	24	.542	--	--	41	22	14	17	7	10	67
OKLAHOMA	3/20/86	25	58	.431	--	--	--	9	16	.562	--	--	32	27	10	22	1	8	59
Texas		32	61	.525	--	--	--	21	35	.600	--	--	42	16	12	14	2	10	85
1995																			
OKLAHOMA	3/08/95	15	60	.250	2	13	.154	4	12	.333	8	37	45	22	8	15	4	5	36
Louisiana Tech		19	66	.288	1	12	.083	9	26	.346	20	40	60	15	11	12	4	10	48
OKLAHOMA	3/16/95	35	64	.547	2	6	.333	18	25	.720	11	27	38	25	22	18	6	21	90
Loyola		13	54	.241	1	10	.100	28	35	.800	20	22	42	19	6	32	1	7	55
2000																			
OKLAHOMA	3/18/00	31	57	.544	3	13	.231	21	29	.724	10	26	36	16	23	18	0	8	86
BYU		26	60	.433	13	25	.520	16	22	.727	11	20	31	22	14	17	2	10	81
OKLAHOMA	3/20/00	28	60	.467	5	14	.357	15	19	.789	10	22	32	23	13	13	5	5	76
Purdue		27	56	.482	1	5	.200	19	29	.655	15	21	36	21	18	19	3	9	74
OKLAHOMA	3/25/00	25	58	.431	7	16	.438	23	29	.793	17	23	40	18	10	33	2	5	80
Connecticut		40	70	.571	6	14	.429	16	22	.727	10	19	29	23	19	15	3	21	102
2001																			
OKLAHOMA	3/17/01	25	50	.500	7	21	.333	13	26	.500	14	21	35	15	14	17	1	7	70
Oral Roberts		23	49	.469	8	14	.571	10	14	.714	7	17	24	24	13	16	1	11	64
OKLAHOMA	3/19/01	20	61	.328	7	24	.292	20	27	.741	19	33	52	9	13	13	0	5	67
Stanford		21	63	.333	2	20	.100	6	6	1.000	9	25	34	21	12	14	11	6	50
OKLAHOMA	3/24/01	25	72	.347	6	26	.231	11	16	.688	12	25	37	22	21	15	1	8	67
Washington		27	60	.450	8	24	.333	22	28	.786	10	38	48	18	15	18	4	5	84
2002																			
OKLAHOMA	3/16/02	29	57	.509	5	16	.313	21	33	.636	17	27	44	17	20	20	1	13	84
Hartford		18	63	.286	3	16	.188	13	18	.722	21	19	40	26	7	22	1	12	52
OKLAHOMA	3/18/02	21	44	.477	6	13	.462	18	21	.857	7	27	34	11	12	12	0	3	66
Villanova		19	51	.373	8	23	.348	7	10	.700	7	17	24	13	11	10	3	6	53
OKLAHOMA	3/23/02	26	59	.441	6	17	.353	14	16	.875	11	33	44	14	14	21	0	9	72
Texas Tech		25	67	.373	5	20	.250	7	11	.636	12	22	34	15	12	16	2	8	62
OKLAHOMA	3/25/02	34	62	.548	9	21	.429	17	20	.850	7	21	28	19	23	15	0	10	94
Colorado		21	50	.420	0	4	.000	18	21	.857	9	22	31	15	5	29	0	8	60
OKLAHOMA	3/29/02	28	61	.459	9	26	.346	21	24	.875	5	37	42	14	15	16	0	11	86
Duke		28	73	.384	4	20	.200	11	14	.786	10	28	38	18	19	16	2	5	71
OKLAHOMA	3/31/02	24	62	.387	8	20	.400	14	20	.700	11	14	25	17	12	15	2	12	70
Connecticut		30	57	.526	0	9	.000	22	25	.880	14	30	44	16	15	21	8	7	82
2003																			
OKLAHOMA	3/23/03	22	55	.400	6	18	.333	11	19	.579	11	28	39	17	19	22	0	8	61
George Wash.		23	53	.434	7	14	.500	18	20	.900	3	26	29	17	17	17	7	11	71
2004																			
OKLAHOMA	3/20/04	17	41	.415	1	13	.077	23	24	.958	4	38	42	17	11	21	2	8	58
Marist		15	63	.238	5	21	.238	10	14	.714	12	20	32	18	11	13	0	12	45
OKLAHOMA	3/22/04	15	50	.300	4	17	.235	9	16	.563	12	20	32	16	6	14	3	2	43
Stanford		23	50	.460	8	19	.421	14	17	.824	8	29	37	18	17	8	3	5	68
2005																			
OKLAHOMA	3/20/05	23	56	.411	8	22	.364	15	17	.882	11	28	39	19	20	14	1	3	69
Arizona		24	64	.375	9	20	.450	15	21	.714	17	23	40	16	14	10	5	7	72
2006																			
OKLAHOMA	3/11/06	25	51	.490	3	11	.273	25	34	.735	9	38	47	19	18	23	6	7	78
Pepperdine		22	71	.310	6	18	.333	16	21	.762	13	24	37	24	12	15	2	10	24
OKLAHOMA	3/20/06	30	58	.517	10	20	.500	16	22	.727	10	29	39	14	21	17	3	5	86
BYU		28	65	.431	6	23	.261	8	18	.444	14	21	35	17	16	14	3	11	70
OKLAHOMA	3/25/06	29	69	.420	5	17	.294	11	16	.688	14	27	41	19	17	14	4	5	74
Stanford		30	63	.467	9	24	.375	19	23	.826	8	30	38	10	19	9	2	7	88
2007																			
OKLAHOMA	3/17/07	29	51	.569	10	17	.588	6	8	.750	4	28	32	12	15	10	3	4	74
SE Missouri St.		21	62	.339	7	21	.333	11	12	.917	11	18	29	9	12	6	2	6	60
OKLAHOMA	3/19/07	28	60	.467	4	16	.250	18	22	.818	11	38	49	19	11	19	7	7	78
Marquette		13	61	.213	5	20	.250	16	23	.696	13	20	33	22	7	16	2	10	47
OKLAHOMA	3/25/07	32	69	.464	7	20	.350	11	14	.786	16	33	49	26	20	26	3	5	82
Ole Miss		28	74	.378	5	19	.263	29	41	.707	21	23	44	17	18	11	3	16	90

NCAA TOURNAMENT RECORDS

	DATE	FG	FGA	PCT	3P	3PA	PCT	FT	FTA	PCT	O	D	TOT	PF	A	TO	B	ST	TP
2008																			
OKLAHOMA	3/23/08	28	69	.406	1	11	.091	12	16	.750	15	27	42	22	18	14	7	9	69
Illinois St.		22	56	.393	5	18	.278	12	16	.750	8	26	34	16	14	18	1	4	61
OKLAHOMA	3/25/08	30	64	.469	9	16	.563	6	9	.667	17	20	37	21	23	24	8	6	75
Notre Dame		26	57	.456	5	8	.625	22	24	.917	12	16	28	13	15	19	3	13	79
2009																			
OKLAHOMA	3/22/09	28	68	.412	6	26	.231	14	20	.700	18	35	53	16	16	19	6	14	76
Prairie View		17	60	.283	1	7	.143	12	18	.667	12	26	38	13	8	17	4	13	47
OKLAHOMA	3/24/09	26	53	.491	3	11	.273	14	16	.875	9	32	41	18	17	16	7	5	69
Georgia Tech		17	63	.270	1	13	.077	15	20	.750	18	18	36	18	13	15	2	4	50
OKLAHOMA	3/29/09	25	64	.391	8	21	.381	12	16	.750	16	35	51	15	15	16	3	5	70
Pittsburgh		23	74	.311	3	13	.231	10	15	.667	19	26	45	14	8	9	6	8	59
OKLAHOMA	3/31/09	23	61	.377	4	16	.250	24	31	.774	19	20	39	21	11	11	7	10	74
Purdue		17	46	.370	3	9	.333	31	34	.912	10	22	32	22	11	16	3	6	68
OKLAHOMA	4/5/09	21	59	.356	4	21	.190	13	20	.650	21	27	48	16	16	17	7	5	59
Louisville		22	61	.361	3	13	.231	14	21	.667	18	21	39	18	9	11	3	10	61
2010																			
OKLAHOMA	3/21/10	27	61	.443	4	16	.250	10	11	.909	11	25	36	13	15	13	4	10	68
South Dakota State		21	57	.368	8	18	.444	7	8	.875	11	24	35	14	10	18	0	5	57
OKLAHOMA	3/23/10	23	47	.489	1	7	.143	13	15	.867	8	27	35	10	11	22	1	6	60
Little Rock		19	51	.373	0	16	.000	6	12	.500	9	18	27	16	9	20	1	11	44
OKLAHOMA	3/28/10	30	70	.429	7	14	.500	10	11	.909	15	29	44	14	21	17	5	7	77
Notre Dame		27	63	.429	3	8	.375	15	17	.882	8	25	33	14	14	12	5	11	72
OKLAHOMA	3/30/10	32	52	.615	5	15	.333	19	21	.905	8	28	36	18	15	21	2	8	88
Kentucky		23	70	.329	2	17	.118	20	22	.909	20	14	34	17	6	14	0	12	68
OKLAHOMA	4/4/10	26	68	.382	4	17	.235	10	16	.625	12	29	41	19	7	9	4	4	66
Stanford		27	69	.391	1	15	.067	18	27	.667	18	35	53	12	13	7	3	7	73
2011																			
OKLAHOMA	3/20/11	31	67	.463	4	16	.250	20	23	.870	18	31	49	20	12	22	6	7	86
James Madison		28	77	.364	2	25	.080	14	19	.737	17	21	38	21	7	14	4	15	72
OKLAHOMA	3/22/11	29	68	.426	11	29	.379	19	22	.864	17	28	45	14	22	18	2	8	88
Miami		32	73	.438	8	23	.348	11	15	.733	15	24	39	20	16	15	3	9	83
OKLAHOMA	3/26/11	23	55	.418	1	11	.091	6	9	.667	2	22	24	17	14	24	3	7	53
Notre Dame		28	59	.475	9	18	.500	13	18	.722	14	33	47	13	24	24	4	14	78
2012																			
OKLAHOMA	3/18/12	34	69	.493	10	29	.345	10	18	.556	15	28	43	13	22	8	2	10	88
Michigan		25	58	.431	8	23	.348	9	14	.643	7	26	33	15	11	14	2	4	67
OKLAHOMA	3/20/12	23	48	.479	4	11	.364	20	24	.833	8	29	37	17	16	19	4	3	70
St. John's		27	65	.415	4	10	.400	16	19	.842	11	20	31	21	14	8	2	7	74
2013																			
OKLAHOMA	3/23/13	25	53	.472	9	19	.474	19	22	.864	11	37	48	14	15	24	5	5	78
Central Mich.		26	84	.310	8	33	.242	13	19	.684	23	19	42	16	10	7	4	12	73
OKLAHOMA	3/25/13	24	59	.407	11	27	.407	26	37	.703	13	24	37	21	10	7	5	3	85
UCLA		26	68	.382	2	12	.167	18	25	.720	23	27	50	24	18	14	3	2	72
OKLAHOMA	3/31/13	23	75	.307	5	29	.172	8	12	.667	22	28	50	14	4	17	2	6	59
Tennessee		29	67	.433	4	15	.267	12	18	.667	14	33	47	18	14	13	4	11	74
2014																			
OKLAHOMA	3/22/14	34	73	.466	12	33	.364	20	21	.952	18	17	35	21	13	15	7	7	100
DePaul		36	67	.537	11	23	.478	21	26	.808	17	22	39	21	20	16	5	8	104
2015																			
OKLAHOMA	3/21/15	40	72	.556	13	29	.448	18	24	.750	15	33	48	25	27	13	2	5	111
Quinnipiac		23	66	.348	12	29	.414	26	33	.788	13	19	32	21	11	11	1	7	84
OKLAHOMA	3/23/15	28	72	.389	6	23	.261	14	19	.737	16	20	36	28	11	13	1	9	76
Stanford		24	46	.522	8	17	.471	30	38	.789	8	31	39	21	10	20	7	5	86
2016																			
OKLAHOMA	3/19/16	22	51	.431	6	16	.375	11	14	.786	6	33	39	13	11	16	13	6	61
Purdue		18	64	.281	4	11	.364	5	13	.385	16	23	39	13	11	13	3	5	45
OKLAHOMA	3/21/16	18	66	.273	6	22	.273	16	19	.842	17	23	40	26	11	13	5	4	58
Kentucky		22	58	.379	6	13	.462	29	38	.763	11	30	41	17	12	10	8	3	79
2017																			
OKLAHOMA	3/19/16	23	53	.434	10	23	.435	19	21	.905	7	28	35	18	10	17	11	5	75
Gonzaga		24	71	.338	3	18	.167	11	15	.733	19	25	44	19	13	13	3	7	62
OKLAHOMA	3/21/16	32	69	.464	12	26	.462	6	8	.750	13	17	30	22	14	12	5	3	82
Washington		36	63	.571	18	30	.600	18	28	.643	11	23	34	16	20	8	6	4	108

NCAA TOURNAMENT RECORDS

» SINGLE-GAME RECORDS

MOST BY OKLAHOMA

Points: 111 vs. Quinnipiac, 2015
 Total Rebounds: 58 vs. Vanderbilt, 1986
 Offensive Reb.: 22 vs. Tennessee, 2013
 Defensive Reb.: 38, twice
 vs. Marquette, 2007
 vs. Pepperdine, 2006
 Field Goals Made: 40 vs. Quinnipiac, 2015
 FG Attempts: 76 vs. Vanderbilt, 1986
 FG Pct.:568 (32-52) at Kentucky, 2010
 3-Point Field Goals: 13 vs. Quinnipiac, 2015
 3-PT FG Att.: 33 vs. DePaul, 2014
 3-PT FG Pct.:563 (9-16) vs. Notre Dame, 2008
 Free Throws: 30 at Stanford, 2015
 FT Attempts: 38 at Stanford, 2015
 FT Pct.:958 (23-24) vs. Marist, 2004
 Assists: 27 vs. Quinnipiac, 2015
 Steals: 21 vs. Loyola (Md.), 1995
 Blocks: 13 vs. Purdue, 2016
 Turnovers: 33 vs. Connecticut, 2000
 Fouls: 28 vs. Stanford, 2015
 Technical Fouls: 1, four times
 Points in a quarter: .29 vs. Gonzaga [1Q], 2016
 Points in first half: 57 vs. Quinnipiac, 2015
 Points in second half: 66 vs. DePaul, 2014
 Points in overtime: 11 vs. Notre Dame, 2010

FEWEST BY OKLAHOMA

Points: 36 vs. Louisiana Tech, 1995
 Total Rebounds: 24 vs. Notre Dame, 2011
 Offensive Reb.: 2 vs. Notre Dame, 2011
 Defensive Reb.: 15 vs. Texas, 1986
 Field Goals: 15 vs. Stanford, 2004
 FG Attempts: 41 vs. Marist, 2004
 FG Pct.:250 (15-60) vs. Louisiana Tech, 1995
 3-Point Field Goals: 1, four times
 vs. Notre Dame, 2011
 vs. Little Rock, 2010
 vs. Illinois State, 2008
 vs. Marist, 2004
 3-PT FG Att.: 6 vs. Loyola (Md.), 1986
 3-PT FG Pct.:077 (1-13) vs. Marist, 2004
 Free Throws Made: 4 vs. Louisiana Tech, 1995
 FT Att.: 9 vs. Notre Dame (3-25-08)
 FT Pct.:333 (4-12) vs. Louisiana Tech, 1995
 Assists: 4 vs. Tennessee, 2013
 Steals: 2 vs. Stanford, 2004
 Blocks: 0, five times
 Turnovers: 2, vs. UCLA, 2013
 Fouls: 9 vs. Oral Roberts, 2001
 Technical Fouls: None
 Points in a quarter: 8, twice
 Points in first half: 17 vs. Notre Dame, 2011
 Points in second half: 13 vs. Louisiana Tech, 1995
 Points in overtime: 10 vs. Notre Dame, 2008

MOST BY AN OPPONENT

Points: 108, Washington, 2017
 Rebounds: 53, twice
 Stanford, 2010
 Louisiana Tech, 1995
 Offensive Reb.: 23, Central Michigan, 2013
 Defensive Reb.: 40, Louisiana Tech, 1995
 Field Goals: 40, Connecticut, 2000
 FG Attempts: 84, Central Michigan, 2013
 FG Pct.:571, twice
 (36-63) Washington, 2017
 (40-70) Connecticut, 2000
 3-PT Field Goals: 18, Washington, 2017
 3-PT FG Att.: 33, Central Michigan, 2013
 3-PT FG Pct.:625, (5-8) Notre Dame, 2008
 Free Throws Made: 31, Purdue, 2008
 FT Attempts: 41, Ole Miss, 2007
 FT Pct.: 1.000, (6-6) Stanford, 2001
 Assists: 24, Notre Dame, 2011
 Steals: 21, Connecticut, 2000
 Blocks: 11, Stanford, 2001
 Turnovers: 32, Loyola (Md.), 1995
 Fouls: 26, Hartford, 2002
 Technical Fouls: 1, twice
 Points in a quarter: 30, Washington [4Q], 2017
 Points in first half: 57, Connecticut, 2000
 Points in second half: 54, three times
 Washington, 2017, Stanford, 2015
 DePaul, 2014
 Points in overtime: 14, Notre Dame, 2008

FEWEST BY AN OPPONENT

Points: 44, Little Rock, 2010
 Rebounds: 24, twice, Villanova, 2002
 Oral Roberts, 2001
 Offensive Reb.: 3, George Washington, 2003
 Defensive Reb.: 14, Kentucky, 2010
 FG Made: 13, twice, vs. Marquette, 2007
 Loyola (Md.), 1995
 FG Attempts: 46, twice, Stanford, 2015
 Purdue, 2009
 FG Pct.:213 (13-61), Marquette, 2007
 3-PT Field Goals: 0, three times
 Little Rock, 2010
 Colorado, 2002, Connecticut, 2002
 3-PT FG Att.: 4, Colorado, 2002
 3-PT FG Pct.:000, four times
 Free Throws: 5, Purdue, 2016
 FT Att.: 6, Stanford, 2001
 FT Pct.:346 (9-26), Louisiana Tech, 1995
 Assists: 5, Colorado, 2002
 Steals: 2, UCLA, 2013
 Blocks: 0, three times
 Kentucky, 2010
 South Dakota State 2010, Colorado, 2002
 Turnovers: 7, twice
 Central Michigan, 2013
 Stanford, 2010
 Fouls: 9, Southeast Missouri State, 2007
 Technical Fouls: None
 Points in a quarter: 8 vs. Purdue [2Q], 2016
 Points in first half: 15, twice, Purdue, 2016
 Little Rock, 2010
 Points in second half: 19, Prairie View, 2009
 Points in overtime: 6, Notre Dame, 2010

MOST BY AN OKLAHOMA PLAYER

Points: 36, Aaryn Eilenberg vs. DePaul, 2014
 Rebounds: 20, Courtney Paris vs. Ole Miss, 2007
 Offensive Reb.: 8, Courtney Paris, three times
 Joanna McFarland vs. Tennessee, 2013
 Defensive Reb.: 14, three times
 Field Goals: 14, Courtney Paris vs. Ole Miss, 2007
 FG Att.: 24, three times
 Danielle Robinson vs. Stanford, 2010
 Courtney Paris vs. Ole Miss, 2007
 Courtney Paris vs. Stanford, 2006
 FG Pct. (min. 10 made):846 (11-13)
 Courtney Paris vs. Pepperdine, 2006
 3-PT Field Goals: 7, Aaryn Eilenberg vs. DePaul, 2014
 3-PT FG Att.: 15, Aaryn Eilenberg vs. DePaul, 2014
 3-PT FG Pct. (min. 3 made): 1.000, (3-3)
 Krista Sanchez vs. BYU, 2006
 Free Throws Made: 11, three times
 Danielle Robinson vs. Purdue, 2009
 LaNeisha Caulfield vs. Villanova, 2002
 LaNeisha Caulfield vs. Connecticut, 2000
 Free Throws Att.: 14, twice
 Courtney Paris vs. Purdue, 2009
 LaNeisha Caulfield vs. Connecticut, 2000
 FT Pct. (min. 5 made): 1.000, five times
 MR: (8-8) Sharane Campbell vs. DePaul, 2014
 Assists: 12, Stacey Dales vs. BYU, 2000
 Steals: 5, three times
 MR: Nyeshia Stevenson vs. Kentucky, 2010
 Blocks: 9, Vionise Pierre-Louis vs. Gonzaga, 2017
 Turnovers: 12, Stacey Dales vs. Connecticut, 2000

MOST BY AN OPPOSING PLAYER

Points: 38, twice
 Kelsey Plum, Washington, 2017
 Nneka Ogumwike, Stanford, 2010
 Rebounds: 17, Raquel Spurlock, Louisiana Tech, 1995
 Off. Reb.: 9, Crystal Bradford, Central Michigan, 2013
 Def. Reb.: 12, Nneka Ogumwike, Stanford, 2010
 Field Goals: 14, twice;
 Crystal Bradford, Central Michigan, 2013
 Brooke Smith, Stanford, 2006
 FG Att.: 31, Crystal Bradford, Central Michigan, 2013
 Field Goal Pct. (min. 10 made):875 (14-16),
 Brooke Smith, Stanford, 2006
 3-PT FG Made: 6, twice
 Brittany Mallory, Notre Dame, 2011
 Cady Williams, BYU, 2000
 3-PT FG Att.: 12, Niki D'Gulio, Central Michigan, 2013
 3-PT FG Pct. (min. 5 made):857 (6-7),
 Tamika Williams, Connecticut, 2002
 Free Throws: 15, Raquel Spurlock, Loyola (Md.), 1995
 FT Att.: 16, twice,
 Ashley Awkward, Ole Miss, 2007
 Raquel Spurlock, Loyola (Md.), 1995
 FT Pct. (min. 5 made): 1.000, twice,
 (12-12), Charel Allen, Notre Dame (3-25-08)
 (8-8), Diana Taurasi, Connecticut (3-31-02)
 Assists: 12, Skylar Diggins, Notre Dame, 2011
 Steals: 9, Dee Dee Wheeler, Arizona, 2005
 Blocks: 6, three times
 MR: Alexis Jennings, Kentucky, 2016
 Turnovers: 8, three times
 MR: Markel Williams, UCLA, 2013

NCAA TOURNAMENT RECORDS

» SINGLE-GAME CATEGORY LEADERS

OKLAHOMA

POINTS

1. 36, Aaryn Ellenberg vs. DePaul, 2014
2. 33, Phylesha Whaley vs. BYU, 2000
3. 31, Nyeshia Stevenson vs. Kentucky, 2010
4. 30, Courtney Paris vs. BYU, 2006
30, LaNeisha Caufield vs. Villanova, 2002
6. 28, Aaryn Ellenberg vs. Michigan, 2012
28, Leah Rush vs. Arizona, 2005
8. 27, Aaryn Ellenberg vs. UCLA, 2013
27, Whitney Hand vs. Miami (Fla.), 2011
27, Courtney Paris vs. Pepperdine, 2006

REBOUNDS

1. 20, Courtney Paris vs. Ole Miss, 2007
2. 17, Joanna McFarland vs. Central Michigan, 2013
17, Dionnah Jackson vs. Arizona, 2005
4. 16, Joanna McFarland vs. Tennessee, 2013
16, Joanna McFarland vs. UCLA, 2013
16, Courtney Paris vs. Prairie View, 2009
16, Ashley Burgh vs. Pittsburgh, 2009
16, Courtney Paris vs. Stanford, 2006
10. 15, Joanna McFarland vs. James Madison, 2011
15, Joanna McFarland vs. Miami (Fla.), 2011
15, Amanda Thompson vs. South Dakota State, 2010
15, Courtney Paris vs. BYU, 2006

ASSISTS

1. 12, Stacey Dales vs. BYU, 2000
2. 11, Danielle Robinson vs. Miami (Fla.), 2011
11, Danielle Robinson vs. Louisville, 2009
4. 10, Britney Brown vs. BYU, 2006
5. 9, Stacey Dales vs. Colorado, 2002
6. 8, Danielle Robinson vs. Pittsburgh, 2009
8, Amanda Thompson vs. Notre Dame, 2008
8. 7, Morgan Hook vs. Central Michigan, 2013
7, Whitney Hand vs. St. John's, 2012
7, Danielle Robinson vs. Pittsburgh, 2010
7, Jenna Plumlee vs. SE Missouri State, 2007
7, Britney Brown vs. Arizona, 2005
7, Dionnah Jackson vs. George Washington, 2003
7, LaNeisha Caufield vs. Washington, 2001

OPPONENTS

POINTS

1. 38, Kelsey Plum, Washington, 2017
38, Nneka Ogumike, Stanford, 2010
3. 36, Crystal Bradford, Central Michigan, 2013
4. 35, Charel Allen, Notre Dame, 2008
5. 34, Camille Copper, Purdue, 2000
6. 31, Victoria Dunlap, Kentucky, 2010
31, Armintie Price, Ole Miss, 2007
31, Daphanie Kennedy, Pepperdine, 2006



► **Aaryn Ellenberg** scored 38 points in the first round of the 2014 NCAA Tournament against DePaul, setting an OU record in her final game as a Sooner.

9. 29, Candice Wiggins, Stanford, 2006
10. 25, Ashley Awkward, Ole Miss, 2007

REBOUNDS

1. 17, Racquel Spurlock, Louisiana Tech, 1995
2. 16, Nneka Ogumike, Stanford, 2010
3. 15, Chantel Osahor, Washington, 2017
4. 14, Crystal Bradford, Central Michigan, 2013
14, Morgan Stroman, Miami (Fla.), 2011
14, Karen Booker, Vanderbilt, 1986
7. 13, Victoria Dunlap, Kentucky, 2010
13, Lindsey Wisdom-Hilton, Purdue, 2009
13, Swin Cash, Connecticut, 2002
10. 11, Erica McCall, Stanford, 2015
11, Angel McCoughtry, Louisville, 2009
11, Nicole Powell, Stanford, 2004
11, Maquisha Walker, 1995

ASSISTS

1. 12, Skylar Diggins, Notre Dame, 2011
2. 11, Kelsey Plum, Washington, 2017
3. 9, Dee Dee Wheeler, Arizona, 2005
4. 8, Shea Ralph, Connecticut, 2000
8, Kamie Ethcide, Texas, 1986
6. 7, by eight players (most recently by Chantel Osahor, Washington, 2017)

NCAA TOURNAMENT RECORDS

» OKLAHOMA TEAM HIGHS

POINTS

1. 111 vs. Quinnipiac, 2015
2. 100 vs. DePaul, 2014
3. 94 vs. Colorado, 2002
4. 90 vs. Loyola (Md.), 1995
5. 88 vs. Michigan, 2012
88 vs. Miami (Fla.), 2011
88 vs. Kentucky, 2010

FIELD GOALS

1. 40 vs. Quinnipiac, 2015
2. 38 vs. Vanderbilt, 1986
3. 34 vs. DePaul, 2014
- 34 vs. Michigan, 2012
- 34 vs. Colorado, 2002

FIELD GOAL ATTEMPTS

1. 76 vs. Vanderbilt, 1986
2. 75 vs. Tennessee, 2013
3. 73 vs. DePaul, 2014
4. 72 vs. Stanford, 2015
- 72 vs. Quinnipiac, 2015

FIELD GOAL PERCENTAGE

1. .615 vs. Kentucky, 2010
2. .569 vs. SE Missouri State, 2007
3. .556 vs. Quinnipiac, 2015
4. .548 vs. Colorado, 2002
5. .544 vs. BYU, 2000

3-POINT FIELD GOALS

1. 13 vs. Quinnipiac, 2015
2. 12 vs. Washington, 2017
- 12 vs. DePaul, 2014
4. 11 vs. UCLA, 2013
- 11 vs. Miami (Fla.), 2011

3-POINT FIELD GOAL ATTEMPTS

1. 33 vs. DePaul, 2014
2. 29 vs. Quinnipiac, 2015
- 29 vs. Tennessee, 2013
- 29 vs. Michigan, 2012
- 29 vs. Miami (Fla.), 2011

3-POINT FG PCT. (MIN. 10 ATTEMPTS)

1. .588 (10-for-17) vs. SE Missouri State, 2007
2. .563 (9-for-16) vs. Notre Dame, 2008
3. .529 (7-for-14) vs. Notre Dame, 2010
4. .500 (10-for-20) vs. BYU, 2006
5. .474 (9-for-19) vs. Central Michigan, 2013

FREE THROWS

1. 30 vs. Stanford, 2015
2. 26 vs. UCLA, 2013
3. 25 vs. Pepperdine, 2006
4. 24 vs. Purdue, 2009
5. 23 vs. Marist, 2004

FREE THROW ATTEMPTS

1. 38 vs. Stanford, 2015
2. 37 vs. UCLA, 2013
3. 34 vs. Pepperdine, 2006
4. 33 vs. Hartford, 2002
5. 31 vs. Purdue, 2009
- 31 vs. Georgia Tech, 2009

FREE THROW PCT. (MIN. 10 ATTEMPTS)

1. .958 (23-for-24) vs. Marist, 2004
2. .952 (20-for-21) vs. DePaul, 2014
3. .909 (10-for-11) vs. Notre Dame, 2010
- .909 (10-for-11) vs. S.D. State, 2010
5. .905 (20-for-22) vs. Gonzaga, 2017
- .905 (12-for-14) vs. Kentucky, 2010

REBOUNDS

1. 58 vs. Vanderbilt, 1986
2. 53 vs. Prairie View A&M, 2009
3. 52 vs. Stanford, 2001
4. 51 vs. Pittsburgh, 2009
5. 50 vs. Tennessee, 2013

ASSISTS

1. 27 vs. Quinnipiac, 2015
2. 23 vs. Notre Dame, 2008
3. 23 vs. Colorado, 2002
4. 22 vs. Michigan, 2012
- 22 vs. Miami (Fla.), 2011

TURNOVERS

1. 33 vs. Connecticut, 2000
2. 26 vs. Ole Miss, 2007
3. 24 vs. Central Michigan, 2013
4. 24 vs. Notre Dame, 2011
5. 24 vs. Notre Dame, 2008

BLOCKED SHOTS

1. 13 vs. Purdue, 2016
2. 11 vs. Gonzaga, 2017
3. 8 vs. Notre Dame, 2008
4. 7 vs. Stanford, 2015
- 7 vs. DePaul, 2014
- 7 vs. Louisville, 2009
- 7 vs. Purdue, 2009
- 7 vs. Georgia Tech, 2009
- 7 vs. Illinois State, 2009
- 7 vs. Illinois State, 2008
- 7 vs. Marquette, 2007

STEALS

1. 21 vs. Loyola (Md.), 1995
2. 14 vs. Prairie View A&M, 2009
3. 13 vs. Hartford, 2002
4. 12 vs. Connecticut, 2002
5. 11 vs. Duke, 2002



► Gabbi Ortiz and the 2014-15 Sooners set program records against Quinnipiac for points, field goals and 3-point field goals in an NCAA Tournament game.

NCAA TOURNAMENT RECORDS

» OPPONENT TEAM HIGHS

POINTS

1. 108, Washington, 2017
2. 104, DePaul, 2014
3. 102, Connecticut, 2000
4. 88, Stanford, 2015
5. 85, Texas, 1986

FIELD GOALS

1. 40, Connecticut, 2000
2. 36, Washington, 2017
- 36, DePaul, 2014
4. 32, Miami (Fla.), 2011
- 32, Texas, 1986

FIELD GOAL ATTEMPTS

1. 84, Central Michigan, 2013
2. 78, Vanderbilt, 1986
3. 77, James Madison, 2011
4. 74, Pittsburgh, 2009
- 74, Ole Miss, 2007

FIELD GOAL PERCENTAGE

1. .571, Washington, 2017
- .571, Connecticut, 2000
3. .526, Connecticut, 2002
4. .525, Texas, 1986
5. .482, Purdue, 2000

3-POINT FIELD GOALS

1. 18, Washington, 2017
2. 13, BYU, 2000
3. 12, Quinnipiac, 2015
4. 11, DePaul, 2014
5. 9, Notre Dame, 2011
- 9, Stanford, 2006
- 9, Arizona, 2005
- 9, Washington, 2001

3-POINT FIELD GOAL ATTEMPTS

1. 33, Central Michigan, 2013
2. 30, Washington, 2017
3. 29, Quinnipiac, 2015
4. 25, James Madison, 2011
- 25, BYU, 2000

3-POINT FG PCT. (MIN. 10 ATTEMPTS)

1. .600 (18-for-30), Washington, 2017
2. .571 (8-for-14), Oral Roberts, 2001
3. .520 (13-for-25), BYU, 2000
4. .500 (9-for-18), Notre Dame, 2008
- .500 (7-for-14), George Washington, 2003

FREE THROWS

1. 31, Purdue, 2009
2. 29, Kentucky, 2016
- 29, Ole Miss, 2007
4. 28, Loyola (Md.), 1995
5. 26, Quinnipiac, 2015

FREE THROW ATTEMPTS

1. 41, Ole Miss, 2007
2. 38, Kentucky, 2007
3. 35, Loyola (Md.), 1995
- 35, Texas, 1986
5. 34, Purdue, 2009

FREE THROW PCT. (MIN. 10 ATTEMPTS)

1. .917 (22-for-24), Notre Dame, 2008
2. .917 (11-for-12), SE Missouri State, 2007
3. .912 (31-for-34), Purdue, 2009
4. .909 (20-for-22), Kentucky, 2010
5. .900 (18-for-20), George Washington, 2003

REBOUNDS

1. 60, Louisiana Tech, 1995
2. 53, Stanford, 2010
3. 50, UCLA, 2013
4. 48, Washington, 2001
5. 47, Notre Dame, 2011

ASSISTS

1. 24, Notre Dame, 2011
2. 20, Washington, 2017
3. 20, DePaul, 2014
4. 19, Stanford, 2006
- 19, Duke, 2002
- 19, Connecticut, 2000

TURNOVERS

1. 32, Loyola (Md.), 1995
2. 29, Colorado, 2002
3. 24, Notre Dame, 2011
4. 22, Hartford, 2002
5. 20, Little Rock, 2010

BLOCKED SHOTS

1. 11, Stanford, 2001
2. 8, Kentucky, 2016
- 8, Connecticut, 2002
4. 7, George Washington, 2003
- 7, Vanderbilt, 1986

STEALS

1. 21, Connecticut, 2000
2. 16, Ole Miss, 2007
3. 15, James Madison, 2011
4. 14, Notre Dame, 2011
5. 13, Prairie View A&M, 2009
- 13, Notre Dame, 2008

NCAA TOURNAMENT RECORDS

» OKLAHOMA CAREER CATEGORY LEADERS

GAMES PLAYED

1. 15, Jasmine Hartman (2009, 2010, 2011, 2013)
15, Danielle Robinson (2008, 2009, 2010, 2011)
15, Carlee Roethlisberger (2008, 2009, 2010, 2011)
4. 14, Amanda Thompson (2007, 2008, 2009, 2010)
5. 13, Joanna McFarland (2010, 2011, 2012, 2013)
13, Ashley Paris (2006, 2007, 2008, 2009)
13, Courtney Paris (2006, 2007, 2008, 2009)
8. 12, Stacey Dales (2000, 2001, 2002)
12, LaNeisha Caufield (2000, 2001, 2002)
10. 11, Abi Olajuwon (2007, 2008, 2009, 2010)
11, Caton Hill (2000, 2001, 2002, 2004)

MINUTES PLAYED

1. 510, Danielle Robinson (2008, 2009, 2010, 2011)
2. 410, LaNeisha Caufield (2000, 2001, 2002)
3. 409, Stacey Dales (2000, 2001, 2002)
4. 394, Courtney Paris (2006, 2007, 2008, 2009)
5. 352, Nyeshia Stevenson (2007, 2008, 2009, 2010)
6. 350, Caton Hill (2000, 2001, 2002, 2004)
7. 347, Ashley Paris (2006, 2007, 2008, 2009)
8. 336, Whitney Hand (2009, 2011, 2012)
9. 311, Amanda Thompson (2007, 2008, 2009, 2010)
10. 300, Carlee Roethlisberger (2008, 2009, 2010, 2011)

POINTS

1. 250, Courtney Paris (2006, 2007, 2008, 2009)
2. 214, Danielle Robinson (2007, 2008, 2009, 2010)
3. 208, LaNeisha Caufield (2000, 2001, 2002)
4. 173, Aaryn Ellenberg (2011, 2012, 2013, 2014)
5. 171, Stacey Dales (2000, 2001, 2002)
6. 150, Whitney Hand (2009, 2011, 2012)
7. 146, Nyeshia Stevenson (2007, 2008, 2009, 2010)
8. 141, Caton Hill (2000, 2001, 2002, 2004)
9. 123, Leah Rush (2004, 2005, 2006, 2007)
10. 113, Ashley Paris (2006, 2007, 2008, 2009)

FIELD GOALS

1. 99, Courtney Paris (2006, 2007, 2008, 2009)
2. 81, Danielle Robinson (2008, 2009, 2010, 2011)
3. 66, LaNeisha Caufield (2000, 2001, 2002)
4. 62, Aaryn Ellenberg (2011, 2012, 2013, 2014)
5. 61, Stacey Dales (2000, 2001, 2002)
6. 54, Caton Hill (2000, 2001, 2002, 2004)
7. 50, Nyeshia Stevenson (2007, 2008, 2009, 2010)
8. 47, Whitney Hand (2009, 2011, 2012)
9. 46, Leah Rush (2004, 2005, 2006, 2007)
10. 45, Ashley Paris (2006, 2007, 2008, 2009)



► Danielle Robinson averaged 14.3 points, 5.7 assists and 4.3 rebounds in 15 NCAA Tournament games, helping the Sooners to back-to-back Final Four appearances in 2009 and 2010.

FIELD GOAL ATTEMPTS

1. 182, Danielle Robinson (2007, 2008, 2009, 2010)
2. 174, Courtney Paris (2006, 2007, 2008, 2009)
3. 149, Stacey Dales (2000, 2001, 2002)
4. 146, Aaryn Ellenberg (2011, 2012, 2013, 2014)
146, LaNeisha Caufield (2000, 2001, 2002)
6. 118, Caton Hill (2000, 2001, 2002, 2004)
7. 116, Whitney Hand (2009, 2011, 2012)
8. 112, Nyeshia Stevenson (2007, 2008, 2009, 2010)
9. 111, Amanda Thompson (2007, 2008, 2009, 2010)
10. 107, Ashley Paris (2006, 2007, 2008, 2009)

FIELD GOAL PERCENTAGE (MIN. 50 ATTEMPTS)

1. .640, Abi Olajuwon (2007, 2008, 2009, 2010)
2. .596, Kaylon Williams (2012, 2014, 2015, 2016)
3. .575, Leah Rush (2004, 2005, 2006, 2007)
4. .569, Courtney Paris (2006, 2007, 2008, 2009)
5. .560, Nicole Griffin (2011, 2012, 2013, 2014)
6. .486, Dionnah Jackson (2002, 2003, 2004, 2005)
7. .475, Joanna McFarland (2010, 2011, 2012, 2013)
8. .462, Sharane Campbell-Olds (2011, 2012, 2013, 2014)
9. .458, Caton Hill (2000, 2001, 2002, 2004)
10. .452, LaNeisha Caufield (2000, 2001, 2002)

3-POINT FIELD GOALS

1. 31, Aaryn Ellenberg, (2011, 2012, 2013, 2014)
2. 23, Whitney Hand (2009, 2011, 2012)
3. 18, Nyeshia Stevenson (2007, 2008, 2009, 2010)
4. 17, Stacey Dales (2000, 2001, 2002)
5. 15, Leah Rush (2004, 2005, 2006, 2007)
6. 13, Peyton Little (2015, 2016, 2017)
7. 11, LaNeisha Caufield (2000, 2001, 2002)
11, Erin Higgins (2004, 2005, 2006, 2007)
9. 10, Caton Hill (2000, 2001, 2002, 2004)
- 10, Carlee Roethlisberger (2008, 2009, 2010, 2011)

NCAA TOURNAMENT RECORDS

» OKLAHOMA CAREER CATEGORY LEADERS (CONTINUED)

3-POINT FIELD GOAL ATTEMPTS

- 82, Aaryn Ellenberg, (2011, 2012, 2013, 2014)
- 66, Whitney Hand (2009, 2011, 2012)
- 60, Nyeshia Stevenson (2007, 2008, 2009, 2010)
- 50, Stacey Dales (2000, 2001, 2002)
- 41, Erin Higgins (2004, 2005, 2006, 2007)
- 36, Carlee Roethlisberger (2008, 2009, 2010, 2011)
- 35, LaNeisha Caufield (2000, 2001, 2002)
- 33, Peyton Little (2015, 2016, 2017)
- 32, Caton Hill (2000, 2001, 2002, 2004)
- 29, Morgan Hook (2011, 2012, 2013, 2014)

3-POINT FIELD GOAL PERCENTAGE (MIN. 10 ATTEMPTS)

- .636 (7-11), Derica Wyatt (2014, 2015, 2016, 2017)
- .536 (15-28), Leah Rush (2004, 2005, 2006, 2007)
- .500 (7-14), Britney Brown (2003, 2004, 2005, 2006)
- .444 (7-16), Joanna McFarland (2010, 2011, 2012, 2013)
- .393 (13-33), Peyton Little (2015, 2016, 2017)
- .391 (9-23), Gabbi Ortiz (2015, 2016, 2017)
- .378 (31-82), Aaryn Ellenberg (2011, 2012, 2013, 2014)
- .360 (5-14), Dionnah Jackson (2002, 2003, 2004, 2005)
- .348 (23-66), Whitney Hand (2009, 2011, 2012)
- .340 (17-50), Stacey Dales (2000, 2001, 2002)

FREE THROWS

- 65, LaNeisha Caufield (2000, 2001, 2002)
- 56, Danielle Robinson (2008, 2009, 2010, 2011)
- 52, Courtney Paris (2006, 2007, 2008, 2009)
- 33, Whitney Hand (2009, 2011, 2012)
33, Sharane Campbell-Olds (2012, 2013, 2014, 2015)
- 30, Joanna McFarland (2010, 2011, 2012, 2013)
30, Stacey Dales (2000, 2001, 2002)
- 28, Nyeshia Stevenson (2007, 2008, 2009, 2010)
- 23, Ashley Paris (2006, 2007, 2008, 2009)
23, Dionnah Jackson (2002, 2003, 2004, 2005)
23, Caton Hill (2000, 2001, 2002, 2004)

FREE THROW ATTEMPTS

- 79, Courtney Paris (2006, 2007, 2008, 2009)
- 78, LaNeisha Caufield (2000, 2001, 2002)
- 60, Danielle Robinson (2008, 2009, 2010, 2011)
- 48, Stacey Dales (2000, 2001, 2002)
- 39, Sharane Campbell-Olds (2012, 2013, 2014, 2015)
- 38, Nyeshia Stevenson (2007, 2008, 2009, 2010)
- 36, Whitney Hand (2009, 2011, 2012)
- 34, Joanna McFarland (2010, 2011, 2012, 2013)
- 33, Dionnah Jackson (2002, 2003, 2004, 2005)
- 30, Ashley Paris (2006, 2007, 2008, 2009)

FREE THROW PERCENTAGE (MIN. 10 ATTEMPTS)

- 1.000 (13-13) Britney Brown (2004, 2005, 2006, 2007)
- .933 (56-60), Danielle Robinson (2008, 2009, 2010, 2011)
- .923 (12-13), Peyton Little (2015, 2016, 2017)
- .917 (11-12), Gabbi Ortiz (2015, 2016, 2017)**

- 916 (33-36), Whitney Hand (2009, 2011, 2012)
- .909 (10-11), Gioya Carter (2014, 2015, 2016, 2017)
- .882 (30-34), Joanna McFarland (2010, 2011, 2012, 2013)
- .857 (18-21), Chelsi Welch (2003, 2005, 2006, 2007)
- .846 (33-39) Sharane Campbell (2012, 2013, 2014, 2015)
- .833 (65-78), LaNeisha Caufield (2000, 2001, 2002)

REBOUNDS

- 175, Courtney Paris (2006, 2007, 2008, 2009)
- 109, Ashley Paris (2006, 2007, 2008, 2009)
- 102, Joanna McFarland (2010, 2011, 2012, 2013)
- 95, Caton Hill (2000, 2001, 2002, 2004)
- 81, Amanda Thompson (2007, 2008, 2009, 2010)
- 64, Danielle Robinson (2008, 2009, 2010, 2011)
- 58, Whitney Hand (2009, 2011, 2012)
58, Dionnah Jackson (2002, 2003, 2004, 2005)
- 52, Stacey Dales (2000, 2001, 2002)
- 48, Abi Olajuwon (2007, 2008, 2009, 2010)

ASSISTS

- 85, Danielle Robinson (2008, 2009, 2010, 2011)
- 62, Stacey Dales (2000, 2001, 2002)
- 36, Whitney Hand (2009, 2011, 2012)
- 35, Britney Brown (2004, 2005, 2006, 2007)
- 34, LaNeisha Caufield (2000, 2001, 2002)
- 31, Amanda Thompson (2007, 2008, 2009, 2010)
- 30, Morgan Hook (2011, 2012, 2013, 2014)
- 25, Caton Hill (2000, 2001, 2002, 2004)
- 23, Ashley Paris (2006, 2007, 2008, 2009)

BLOCKED SHOTS

- 43, Courtney Paris (2006, 2007, 2008, 2009)
- 24, Vionise Pierre-Louis (2015, 2016, 2017)**
- 13, Nicole Griffin (2011, 2012, 2013, 2014)
- 10, Amanda Thompson (2007, 2008, 2009, 2010)
- 7, Kaylor Williams (2012, 2014, 2015, 2016)
7, Abi Olajuwon (2007, 2008, 2009, 2010)
7, Ashley Paris (2006, 2007, 2008, 2009)

STEALS

- 29, Danielle Robinson (2008, 2009, 2010, 2011)
- 24, LaNeisha Caufield (2000, 2001, 2002)
- 17, Whitney Hand (2009, 2011, 2012)
- 17, Caton Hill (2000, 2001, 2002, 2004)
- 16, Stacey Dales (2000, 2001, 2002)
- 15, Nyeshia Stevenson (2007, 2008, 2009, 2010)
- 13, Amanda Thompson (2007, 2008, 2009, 2010)
- 13, Courtney Paris (2006, 2007, 2008, 2009, 2010)

1,000-POINT CLUB

» 1. COURTNEY PARIS (2,729)

Leads OU in scoring with 2,729 points ... One of the most dominant post players in NCAA history ... Ended career with 20 NCAA, 57 Big 12 Conference and 69 Oklahoma records ... Set an NCAA mark with 112 consecutive games with a double-double ... Became the first player ever, regardless of gender, to record 2,500 career points and 2,000 career rebounds ... 2007 AP National Player of the Year ... First four-time AP and USBWA All-America selection ... Four-time finalist for the Naismith National Player of the Year ... Three-time Big 12 Player of the Year (2007, 2008, 2009), 2007 & 2008 Big 12 Defensive Player of the Year and 2006 Big 12 Freshman of the Year ... Set OU single-season records with averages of 23.5 points, 15.9 rebounds and 3.4 blocks per game in 2007 ... Became the first-ever player to win WBCA National Player of the Month three times during the 2006-07 season ... 2006 and 2007 Big 12 Tournament MVPs ... As a freshman, became the first NCAA player to register 700 points, 500 rebounds, and 100 blocks in one season ... Set NCAA and OU record with 539 rebounds during the 2005-06 season ... Also established NCAA freshman blocks record with 119 ... One of three players to record a triple-double in program history ... Drafted as the No. 7 overall selection in the 2009 WNBA Draft ... Currently plays with the WNBA's Dallas Wings.



► Courtney Paris is OU's all-time leading scorer by 401 points. She scored 2,729 points during her four-year career.

» 3. PHYLESHA WHALEY (2,187)

Third all-time leading scorer in OU history with 2,187 ... Averaged 20.8 points per game her senior year ... First on career records in minutes played per game (34.9) ... Appears in the top three in the following categories: scoring average (2nd/18.9); free throws made (2nd/552); free throws attempted (3rd/710) and minutes averaged (1st/34.9) ... First player in school history to reach the 2,000-point mark in the Big 12 era ... Awarded first team all-conference honors in last three seasons ... Was named 2000 Big 12 Player of the Year and led Sooners to the Sweet 16 ... Honorable mention All-American by Associated Press and Kodak.



SEASON	G	FG-FGA	PCT	3G-A	PCT	FT-FTA	PCT	REBS	AVG	PTS	AVG
2005-06	36	331-539	.614	0-1	.000	126-262	.481	539	15.0	788	21.9
2006-07	33	318-558	.570	0-4	.000	139-242	.574	526	15.9	775	23.5
2007-08	31	239-426	.561	0-3	.000	100-175	.571	446	15.0	578	18.6
2008-09	37	236-418	.565	0-0	.000	116-201	.577	503	13.6	588	15.9
TOTALS	137	1124-1941	.579	0-8	.000	481-880	.547	2034	14.8	2729	19.9

» 2. AARYN ELLENBERG (2,328)

Finished career as OU's top 3-point shooter in program history ... Only player in school history to make 100 or more treys in a single season (115/2013) ... Owns the Oklahoma career record for 3-point field goals (284) ... Finished career second all-time in Big 12 and 11th in NCAA history with 376 3-pointers ... Two-time AP All-American honorable mention ... Three-time All-Big 12 First Team selection ... Currently in the top five in the following categories: 3-pointers attempted (1st/975); field goals attempted (1st/2,025); field goals made (3rd/825); 3-point field goal percentage (4th/.386); scoring average (5th/18.7).



» 4. MOLLY MCGUIRE (2,147)

Fourth in points scored with a total of 2,147 ... Became first OU basketball player (men's or women's) to score more than 2,000 points and pull down 1,000 rebounds in a career ... Second in school history with 1,071 career rebounds ... Chosen as Big Eight Player of the Year and second-team All-America by Women's Basketball News Service in 1983 ... Third team All-America and was one of 30 finalists for the Wade Trophy in 1983 ... Second in OU history with 859 career field goals made and third overall with a 18.7 scoring average.



SEASON	G	FG-FGA	PCT	3G-A	PCT	FT-FTA	PCT	REBS	AVG	PTS	AVG
2010-11	35	204-519	.393	94-237	.397	64-79	.810	115	3.3	566	16.2
2011-12	34	193-486	.398	75-204	.368	67-84	.798	118	3.5	528	15.5
2012-13	35	230-542	.424	115-278	.414	79-105	.752	117	3.3	654	18.7
2013-14	30	194-478	.414	92-256	.359	92-115	.800	122	4.1	580	19.3
TOTALS	134	825-2055	.407	81-202	.386	302-383	.789	472	3.5	2328	17.4

SEASON	G	FG-FGA	PCT	3G-A	PCT	FT-FTA	PCT	REBS	AVG	PTS	AVG
1983-84	32	107-228	.469	—	—	42-65	.646	137	4.3	256	8.0
1984-85	37	238-455	.523	—	—	106-134	.791	307	8.3	582	15.7
1985-86	35	288-543	.530	—	—	159-207	.768	287	8.2	735	21.0
1986-87	33	214-418	.512	9-19	.474	80-114	.702	223	6.8	524	15.9
TOTALS	115	859-1433	.599	—	—	429-588	.730	1071	9.3	2147	18.7

1,000-POINT CLUB

» 5. DANIELLE ROBINSON (2,138)

Top scoring point guard in program history ... Finished career as one of three players in history to cross the 2,000-point, 700-assists and 300-steal benchmarks in a career ... Ranks third in field goals attempted (1,676) and fourth in field goals made (876) ... Set program record with 140 career starts and 4,579 minutes played ... Second in OU history with 726 assists ... Two-time Associated Press All-America selection ... Led the Sooners to back-to-back Final Four appearances in 2009 and 2010 ... Appeared in 15 NCAA Tournament games during her career ... 2010 NCAA Women's Final Four All-Tournament team ... Three-time Nancy Lieberman Award Finalist (2009, 2010, 2011) ... Selected as the No. 6 overall pick by San Antonio Stars.



SEASON	G	FG-FGA	PCT	3G-A	PCT	FT-FTA	PCT	REBS	AVG	PTS	AVG
2007-08	31	155-323	.480	0-2	.000	68-99	.687	90	2.9	378	12.2
2008-09	37	180-324	.556	0-1	.000	119-132	.902	106	2.9	479	12.9
2009-10	38	240-516	.465	2-15	.133	157-179	.877	127	3.3	639	16.8
2010-11	35	253-513	.488	5-18	.278	169-190	.879	129	3.7	642	18.3
TOTALS	141	810-1676	.483	7-36	.194	511-600	.852	452	3.2	2,138	15.2

» 6. LANEISHA CAUFIELD (2,125)

Sixth all-time on OU's scoring chart with 2,125 points ... Claimed the career record in steals with a total of 402 ... OU's all-time leader in free throws made (693) and second in free throw attempts (826) ... Also second in program history with 4,287 minutes played ... Defensive Player of the Year by Women's Basketball News Service after both her junior and senior campaigns ... 2002 Women's Basketball News Service All-American ... Named a Women's Basketball Journal All-American in 2001 ... Named second team all-conference in her last three seasons (2000, 2001, 2002) ... 1999 Big 12 Freshman of the Year.



SEASON	G	FG-FGA	PCT	3G-A	PCT	FT-FTA	PCT	REBS	AVG	PTS	AVG
1998-99	29	131-272	.482	12-36	.333	183-227	.806	152	5.3	457	15.8
1999-00	33	160-319	.502	13-43	.302	173-205	.844	162	4.9	506	15.3
2000-01	34	185-395	.468	20-73	.274	146-174	.839	145	4.3	536	15.8
2001-02	36	203-441	.460	29-79	.357	191-220	.868	179	5.0	626	17.4
TOTALS	132	679-1427	.476	74-231	.320	693-826	.839	639	4.8	2,125	16.1

» 7. STACEY DALES (1,920)

Two-time Big 12 Player of the Year (2001, 2002) ... Collected first All-Big 12 honors after junior and senior seasons ... Named to the All-Tournament team at the 2002 Big 12 Championship and awarded MVP honors ... Ranks first all-time with 764 assists at OU ... Played 4,199 minutes as a Sooner, the third-most by an Oklahoma player ... Also ranks fourth in OU history with 1,621 field goals attempted ... Two-time AP All-America selection ... 2002 Naismith Player of the Year finalist ... Named to 2002 Final Four All-Tournament team ... Two-time CoSIDA Academic All-America selection ... No. 3 overall pick in the 2002 WNBA Draft by the Washington Mystics ... Highest WNBA Draft pick in program history ... Member of the 2000 Canadian Olympic team ... Currently works as a reporter for the NFL Network ... Became the first female student-athlete at OU to have her jersey honored on Nov. 21, 2014.



SEASON	G	FG-FGA	PCT	3G-A	PCT	FT-FTA	PCT	REBS	AVG	PTS	AVG
1997-98	1	0-0	.000	0-0	.000	0-0	.000	0	0	0	0
1998-99	29	129-331	.390	24-77	.312	64-97	.660	201	6.9	346	11.9
1999-00	33	153-371	.412	43-122	.352	71-115	.617	168	5.1	420	12.7
2000-01	34	209-439	.476	28-86	.321	97-147	.660	172	5.1	543	16.0
2001-02	36	228-479	.476	41-106	.387	14-145	.786	180	5.0	611	17.0
TOTALS	133	719-1620	.444	136-391	.348	346-504	.687	721	5.5	1,920	14.5

» T-8. CATON HILL (1,653)

Tied for eighth best in career points with 1,653 ... Set a school record with 140 career games played ... Second place in career defensive rebounds (745) ... Fourth all-time in school history and ninth in Big 12 history with 1,052 career rebounds ... Ended career ranked in the top 10 of these career categories: double-doubles (3rd/33); free throw percentage (5th/.799); offensive rebounds (6th/307) ... field goals made (9th/611); steals (7th/217); field goals attempted (9th/1,292); rebounding average (10th/7.5); 3-point field goals made (10th/129) ... One of four OU players to record 1,000 points and 1,000 rebounds for their collegiate career ... 2004 CoSIDA Academic All-America third team honoree ... Helped OU to three straight Big 12 regular season titles in 2000, 2001 and 2002.



SEASON	G	FG-FGA	PCT	3G-A	PCT	FT-FTA	PCT	REBS	AVG	PTS	AVG
1999-00	33	118-251	.470	16-49	.327	58-83	.699	244	7.4	310	9.4
2000-01	34	172-352	.518	27-59	.458	70-86	.814	315	9.3	441	13.0
2001-02	36	164-355	.462	45-113	.398	82-101	.812	250	6.9	455	12.6
2002-03	4	10-33	.303	0-4	.000	21-24	.875	38	9.8	41	10.3
2003-04	33	147-321	.458	41-101	.406	71-84	.835	205	6.2	406	12.3
TOTALS	140	611-1312	.466	129-326	.399	302-378	.799	1052	7.5	1,653	11.8

1,000-POINT CLUB

» T-8. JACQUETTA HURLEY (1,653)

Posted 1,653 points while at OU, good for eighth place in career points ...

Also known as a defensive specialist

... Ranks third all-time in steals with

280 ... One of the top shot blockers in

the Big Eight, finishing with 84 during

her career ... Posted a 20-game

double figure scoring streak as a

junior ... Posted a career-best 17.2 points per game

during the 1984-85 season ... Named to the All-Big

Eight first team as a junior and as a senior ... Sixth in

school history with 670 field goals made.



SEASON	G	FG-FGA	PCT	3G-A	PCT	FT-FTA	PCT	REBS	AVG	PTS	AVG
1982-83	30	72-178	.404	3-15	.200	64-92	.696	167	5.6	211	7.0
1983-84	30	119-280	.425	13-49	.265	64-101	.634	163	5.4	315	10.5
1984-85	32	187-451	.415	51-149	.342	70-109	.642	266	8.3	495	15.5
1985-86	34	234-514	.455	18-82	.220	139-202	.688	314	9.2	625	18.4
TOTALS	121	670-1256	.533	—	—	313-463	.676	795	6.6	1653	13.7

» 10. LYNN MCCURDY (1,511)

Averaged a career-best 16.6 points

a game her senior season, pushing

her to 1,553 points during her career

... Ranks 10th all-time in the Sooner

record books in scoring ... Ranks

eighth in steals (205) and ninth in

double-figure scoring games (78)

... Was named honorable mention

All-Big Eight as a junior ... Was also a second team all-

conference selection as a senior ... Named to the NWIT

all-tournament team in 1984.



SEASON	G	FG-FGA	PCT	3G-A	PCT	FT-FTA	PCT	REBS	AVG	PTS	AVG
1980-81	31	108-245	.441	—	—	95-128	.742	187	6.0	311	10.0
1981-82	31	136-316	.430	—	—	71-91	.780	192	6.2	343	11.1
1982-83	27	145-332	.438	—	—	79-111	.711	196	7.3	369	13.7
1983-84	32	219-430	.509	—	—	92-111	.829	212	6.6	530	16.6
TOTALS	121	608-1323	.460	—	—	337-441	.764	787	6.5	1553	12.8

» 11. ANGI GUFFY (1,511)

Ranks 11th in total points scored at

Oklahoma with 1,511 ... Talented both

on and off the court ... Also named to

academic all-conference team three

years in a row ... Named second team

all-conference by Big Eight ... Award

honorable mention after her senior

season ... Third all-time in field goal

percentage (.552) ... Also appears in

the following career lists: free throws made (7th/354),

defensive rebounds 9th/485); offensive rebounds

(10th/227).



SEASON	G	FG-FGA	PCT	3G-A	PCT	FT-FTA	PCT	REBS	AVG	PTS	AVG
1975-76	25	97-213	.455	—	—	42-52	.807	103	4.1	236	9.4
1976-77	28	164-368	.446	—	—	97-123	.789	189	6.8	425	15.2
1977-78	25	140-281	.498	—	—	65-86	.756	139	5.6	345	13.8
1978-79	31	207-441	.469	—	—	67-82	.817	175	5.6	501	16.1
TOTALS	115	575-1042	.552	9-38	.237	354-468	.756	712	6.2	1511	13.1

» 12. DIONNAH JACKSON (1,491)

Known for her quickness, assists and

defensive ability ... Voted the best team

rebounder in 2004 ... Was recognized

as a Wade Trophy National Player of the

Year candidate as a senior ... Sits in the

top 10 of the following career categories:

assists (3rd/606); defensive rebounds

(4th/626); steals (4th/265); minutes played

(5th/4,051); minutes averaged (9th/30.9);

double-figure scoring games (9th/81); free throws attempted

(9th/468); free throws made (10th/334) ... Second team all-

conference as a sophomore and junior ... MVP at 2004 Big 12

Championship ... 2004-05 Preseason Wooden All-America.



SEASON	G	FG-FGA	PCT	3G-A	PCT	FT-FTA	PCT	REBS	AVG	PTS	AVG
2001-02	36	101-195	.518	6-13	.462	53-90	.589	168	4.7	261	7.3
2002-03	32	139-327	.425	22-57	.386	79-114	.693	207	6.5	379	11.8
2003-04	33	148-339	.376	20-74	.270	97-123	.789	199	6.0	413	12.5
2004-05	30	158-349	.453	17-52	.327	105-141	.745	255	8.5	438	14.6
TOTALS	131	546-1210	.451	65-191	.332	334-568	.714	829	6.3	1491	11.4

» 13. ETTA MAYTUBBY (1,451)

Known for her scoring and excellent

athletic ability ... 13th on the OU

scoring list with 1,451 points ...

Sharp-shooter from 3-point line,

ranking fourth all-time in 3-point field

goals made (174) and 3-point field

goals attempted (537) ... Ranks ninth

in steals (205), ninth in assists (302)

and tenth in defensive rebounds (453) ... Honored by the

Big Eight Conference and named second team All-Big

Eight after her sophomore season ... Was honorable

mention all-conference after junior year.



SEASON	G	FG-FGA	PCT	3G-A	PCT	FT-FTA	PCT	REBS	AVG	PTS	AVG
1992-93	27	117-255	.459	19-58	.328	56-96	.583	138	5.1	309	11.4
1993-94	28	163-330	.494	54-142	.380	33-54	.611	182	6.5	413	14.8
1994-95	30	134-322	.416	52-161	.323	58-80	.725	145	4.8	378	12.6
1995-96	27	134-354	.379	49-176	.278	34-56	.607	183	6.8	451	13.0
TOTALS	112	548-1261	.435	174-537	.324	181-286	.633	648	5.8	1451	13.0



» One of the most versatile players in program history, **Dionnah Jackson** is one of three OU guards with at least 1,000 points and 600 assists during their career.

1,000-POINT CLUB

» 14. LEAH RUSH (1,427)


Ranks 14th on OU's all-time scoring chart after four-year career as a regular starter ... Was moved from center to forward as a junior to take advantage of her versatile, slashing style of play ... Named second team All-Big 12 during her sophomore and junior seasons ... Led the team in scoring with 15.5 points as a sophomore ... Awarded academic all-conference honors in 2005, 2006 and 2007 ... Academic All-Region in 2006 ... Ranked in seven other career categories: free throw percentage (6th/.795), offensive rebounds (9th/233) and minutes played (3,464).



SEASON	G	FG-FGA	PCT	3G-A	PCT	FT-FTA	PCT	REBS	AVG	PTS	AVG
2003-04	33	99-218	.454	6-24	.250	74-90	.822	144	4.4	278	8.4
2004-05	30	179-383	.465	15-45	.333	94-111	.847	190	6.3	465	15.5
2005-06	36	129-299	.431	31-91	.341	73-100	.730	189	5.3	362	10.1
2006-07	33	120-237	.506	33-76	.434	49-64	.766	131	4.0	322	9.8
TOTALS	132	526-1137	.463	85-236	.360	290-365	.795	654	5.0	1427	10.8

» 15. SHARANE CAMPBELL-OLDS (1,391)

Versatile guard with superb defensive ability ... Averaged a career-best a 12.6 points per game as a junior ... Finished 15th on the Sooners' all-time scoring list with 1,391 career points ... 2012 Big 12 Freshman of the Year ... Also earned Big 12 Freshman of the Week honors six times ... Academic All-Big 12 first team selection as a sophomore and senior ... Ranks fifth in free throws made (442), sixth in free throws attempted (574) and seventh in games played (135).



SEASON	G	FG-FGA	PCT	3G-A	PCT	FT-FTA	PCT	REBS	AVG	PTS	AVG
2011-12	34	86-183	.470	11-33	.333	124-166	.747	108	3.2	307	9.0
2012-13	25	111-267	.416	26-90	.288	103-140	.736	149	4.3	351	10.0
2013-14	33	132-275	.480	14-58	.241	139-159	.874	178	5.4	417	12.6
2014-15	33	106-229	.463	28-75	.373	76-109	.697	187	5.7	316	9.9
TOTALS	135	435-954	.456	79-256	.309	442-574	.770	622	4.6	1391	10.3

» 16. TAMI ROGERS (1,353)

Averaged a career-best 19.7 points per game as a senior, helping her build her four-year total to 1,353 points ... Ranks 16th all-time in the Sooner career record books for scoring ... Considered an outstanding shooter, tough rebounder and an intelligent player during her career ... Fourth in school history with a .811 free throw percentage ... Named All-Big Eight First Team selection following senior season ... Two-time CoSIDA Academic All-American (1989, 1990).



SEASON	G	FG-FGA	PCT	3G-A	PCT	FT-FTA	PCT	REBS	AVG	PTS	AVG
1985-86	30	52-126	.413	—	—	18-26	.692	71	2.4	122	4.1
1986-87	28	133-306	.435	—	—	49-61	.803	154	5.5	315	11.3
1987-88	27	128-303	.422	8-19	.421	81-98	.827	158	5.9	345	12.8
1988-89	29	213-538	.396	10-37	.270	135-164	.823	237	8.2	571	19.7
TOTALS	114	526-1273	.413	18-56	.321	283-349	.811	620	5.4	1353	11.9

» 17. MORGAN HOOK (1,323)

Ranks 17th on the all-time scoring list ... Scored a career-best 11.2 points per game as a senior ... Ranks fifth with 507 career assists ... Also appears in the record book for career-high 3-pointers (3rd/189), 3-point attempts (4th/524) and 3-point field goal percentage (10th/.361) ... Named second team All-Big 12 and first team Academic All-Big 12 following senior season ... All-Big 12 honorable mention as a junior.



SEASON	G	FG-FGA	PCT	3G-A	PCT	FT-FTA	PCT	REBS	AVG	PTS	AVG
2010-11	35	83-212	.392	54-143	.378	12-20	.600	41	1.2	232	6.6
2011-12	34	128-296	.432	36-88	.409	66-89	.742	104	3.1	372	10.9
2012-13	35	115-306	.376	42-127	.331	76-95	.800	116	3.3	348	9.9
2013-14	33	114-261	.437	43-118	.364	100-129	.775	116	3.5	371	11.2
TOTALS	137	440-1075	.409	189-524	.361	254-333	.763	377	2.8	1323	9.7

» 18. ANGIE ALEXANDER (1,302)

Averaged a double-digit scoring in her sophomore through senior seasons, helping her combine for 1,302 points ... Places her 18th all-time ... Appears near the top of the Sooner record books in assists (7th/367) and steals (10th/203) ... Named to the 1990 Big 12 All-Tournament Team.



SEASON	G	FG-FGA	PCT	3G-A	PCT	FT-FTA	PCT	REBS	AVG	PTS	AVG
1988-89	27	72-171	.421	0-0	.000	22-28	.786	72	2.7	166	6.1
1989-90	29	160-353	.453	8-13	.615	50-72	.694	148	5.1	378	13.0
1990-91	28	172-382	.450	44-129	.341	49-80	.612	186	6.6	437	15.6
1991-92	29	139-293	.474	18-54	.333	29-48	.604	134	4.6	321	11.1
TOTALS	113	543-1199	.445	70-196	.363	150-228	.658	540	4.8	1302	11.5

» 19. ASHLEY PARIS (1,273)

One of four players in school history to finish with 1,000 career points and rebounds at Oklahoma ... Ranks 19th all-time in scoring on the Sooners' list ... Finished career third in the record books with 1,064 rebounds ... Second in school history with 350 offensive rebounds and is third all-time with 714 defensive rebounds ... Ranks in the top 10 in the following categories: double-doubles (t-4th; 28); games played (t-4th/137); blocks (5th/114); field goal percentage (7th/.508) and rebounding average (8th/7.8).



SEASON	G	FG-FGA	PCT	3G-A	PCT	FT-FTA	PCT	REBS	AVG	PTS	AVG
2005-06	36	94-199	.472	0-2	.000	24-49	.490	241	6.7	212	5.9
2006-07	33	104-218	.477	0-0	.000	37-58	.638	223	6.8	245	7.4
2007-08	31	155-288	.538	1-7	.143	39-66	.591	245	7.9	350	11.3
2008-09	37	196-376	.521	1-5	.200	73-117	.624	355	9.6	466	12.6
TOTALS	137	549-1081	.508	2-14	.143	173-290	.597	1064	7.8	1273	9.3

1,000-POINT CLUB

» 20. JO MOSLEY (1,221)

Had all the physical tools to be a force on the glass and score in bunches ... Accumulated 1,221 points, giving her the 20th-best point total in Sooner history ... Averaged a career-best 16.9 points per game during her senior year ... Awarded second-team all-conference honors after junior season and first all-conference at the conclusion of her senior year ... 1988 Kodak District 5 honoree.



SEASON	G	FG-FGA	PCT	3G-A	PCT	FT-FTA	PCT	REBS	AVG	PTS	AVG
1985-86	24	29-69	.420	—	—	16-31	.516	44	1.8	74	3.1
1986-87	28	153-319	.480	—	—	65-127	.512	202	7.2	351	12.5
1987-88	31	149-314	.475	0-0	.000	59-88	.670	194	8.1	357	14.9
1988-89	27	191-391	.388	0-0	.000	57-82	.695	239	9.2	284	10.5
TOTALS	102	522-1093	.478	0-0	.000	177-285	.621	679	6.71	1221	12.0

» 21. WHITNEY HAND (1,211)

Terrific shooter and team leader ... Despite two season-ending injuries, finished career with 1,211 points ... 2009 Big 12 Freshman of the Year after starting all 33 games ... Three-time Academic All-Big 12 First Team selection (2011, 2012, 2013) ... Averaged career-best 13.3 points per game during junior season, earning first team all-conference honors ... 2013 AllState Good Works Team.



SEASON	G	FG-FGA	PCT	3G-A	PCT	FT-FTA	PCT	REBS	AVG	PTS	AVG
2008-09	33	106-268	.396	62-166	.373	29-35	.829	97	2.9	303	9.2
2009-10	5	23-54	.426	10-26	.385	11-14	.786	22	4.4	67	13.4
2010-11	23	100-257	.389	38-128	.297	51-62	.823	130	5.7	289	12.6
2011-12	34	152-384	.398	39-123	.317	109-130	.838	241	7.7	452	13.3
2012-13	9	33-62	.532	15-29	.517	19-23	.826	65	7.2	100	11.1
TOTALS	104	414-1023	.405	164-472	.347	219-264	.830	555	5.3	1211	11.6

» 22. LATRENDIA PHILLIPS (1,205)

Scored 1,205 points while wearing a Sooner uniform, making the Lawton, Okla., native 22nd in the career record books ... Named to the Big Eight first team all-conference after both her junior and senior seasons ... Ranks sixth all-time with 232 steals ... Key player in OU's 1986 Big Eight regular season title run.



SEASON	G	FG-FGA	PCT	3G-A	PCT	FT-FTA	PCT	REBS	AVG	PTS	AVG
1983-84	25	26-65	.400	—	—	17-22	.773	44	1.8	69	2.8
1984-85	30	167-344	.485	—	—	47-76	.618	141	4.7	381	12.7
1985-86	30	171-385	.444	—	—	52-77	.675	184	6.1	394	13.1
1986-87	28	162-376	.431	—	—	37-67	.552	168	6.0	361	12.9
TOTALS	113	526-1170	.450	—	—	153-242	.632	537	4.8	1205	10.7



» Whitney Hand quickly made an impact at OU, earning Big 12 Freshman of the Year honors in 2009. Despite two season-ending injuries, Hand scored 1,211 points during her career.

» 23. AMANDA THOMPSON (1,202)

Key part in OU's run to back-to-back Final Four appearances in 2009 and 2010 ... Versatile forward that finished with 1,202 career points ... Voted to the All-Big 12 first team as a senior ... Averaged a double-double during senior season, recording 13.1 points and 10.5 rebounds per game ... First Sooner to finish career with more than 250 assists, 100 blocks and 100 steals ... Appeared in 138 games as Sooner, the fourth-most in program history ... Ranks fourth with 122 blocks ... Three-time team captain.



SEASON	G	FG-FGA	PCT	3G-A	PCT	FT-FTA	PCT	REBS	AVG	PTS	AVG
2006-07	33	78-200	.390	0-0	.000	31-55	.564	173	5.2	187	5.7
2007-08	31	121-300	.403	3-7	.429	30-36	.833	203	6.5	275	8.9
2008-09	36	104-252	.413	7-30	.233	29-41	.707	164	4.6	244	6.8
2009-10	38	199-484	.411	24-79	.304	74-90	.822	400	10.5	496	13.1
TOTALS	138	502-1236	.406	34-116	.293	164-222	.739	940	6.8	1202	8.7

» 24. LISA ALLISON (1,191)

Ranks 24th all-time in the Sooner record books for career scoring with 1,191 points ... Averaged double-digit scoring in her last three seasons, including a career-best 12.3 points per game her junior year ... Seven in school history with a .508 shooting percentage ... Tied for seventh in OU's record books with 84 career blocks ... Recognized by the Big Eight Conference with honorable mention honors after both her sophomore and junior seasons ... 1986 CoSIDA Academic All-American.



SEASON	G	FG-FGA	PCT	3G-A	PCT	FT-FTA	PCT	REBS	AVG	PTS	AVG
1983-84	30	60-147	.408	—	—	47-62	.758	119	4.0	167	5.5
1984-85	29	120-206	.583	—	—	76-103	.738	169	5.8	316	10.9
1985-86	31	145-284	.511	—	—	92-125	.736	172	5.5	382	12.3
1986-87	28	127-252	.504	—	—	72-92	.783	133	4.8	326	11.6
TOTALS	118	452-889	.508	—	—	287-382	.751	593	5.0	1191	10.1

1,000-POINT CLUB

» 25. PEYTON LITTLE (1,187)

Started 96 off 99 games at Oklahoma after transferring from Texas A&M ... finished her career ranked fourth in career field goal attempts (487) and sixth in 3-point field goals (161) ... Also is seventh all-time in minutes per game (33.2) ... Three-time All-Big 12 selection and 2015 Big 12 Newcomer of the Year ... Became the first OU player to play 50 minutes in a single game in a double-overtime victory over West Virginia in 2017 ... Scored in double figures 66 times in 99 career games ... Earned three Big 12 Player of the Week honors during her career ... Ranks 39th all-time in Big 12 history in made 3-pointers ... Joins her uncle, David, as 1,000-point scorers at OU.



SEASON	G	FG-FGA	PCT	3G-A	PCT	FT-FTA	PCT	REBS	AVG	PTS	AVG
2014-15	33	142-346	.410	56-163	.344	77-98	.786	107	3.2	417	12.6
2015-16	33	119-308	.386	51-160	.319	71-96	.740	94	2.8	360	10.9
2016-17	33	145-378	.384	54-164	.329	66-88	.750	105	3.2	410	12.4
TOTALS	99	406-1032	.393	161-487	.331	214-282	.759	306	3.1	1187	12.0

» 26. CHELSI WELCH (1,186)

Finished Sooner career with 1,186 points ... Also ranks as the best free throw shooter in OU history with a career percentage of .885 ... Also appears in record book for career 3-pointers (7th/144) and 3-point attempts (6th/414) ... Averaged 9.1 points and 2.9 rebounds during final collegiate season ... Honorable Mention All-Big 12 ... Shot .452 from 3-point range during senior, which ranks as the third-best mark in school history for a single season.



SEASON	G	FG-FGA	PCT	3G-A	PCT	FT-FTA	PCT	REBS	AVG	PTS	AVG
2002-03	32	125-354	.353	44-146	.301	92-115	.800	117	3.7	386	12.1
2004-05	29	56-166	.337	27-85	.318	33-38	.868	65	2.2	172	5.9
2005-06	36	102-250	.408	31-90	.344	92-99	.929	123	3.4	327	9.1
2006-07	33	97-214	.453	42-93	.452	65-78	.833	75	2.3	301	9.1
TOTALS	130	380-984	.386	144-414	.348	282-330	.855	380	2.9	1186	9.1



» During the 2016-17 season, Peyton Little became the 32nd player in OU history to reach the 1,000 career-point total as a Sooner.

» 27. NYESHIA STEVENSON (1,176)

Played vital role on the 2009 and 2010 Final Four teams ... 2009 Big 12 Sixth Man of the Year Award ... Second team all-conference selection as senior ... Set OU record for consecutive games with a 3-pointer during her time as a Sooner ... Selected in the third round of the 2010 WNBA Draft by the Phoenix Mercury.



SEASON	G	FG-FGA	PCT	3G-A	PCT	FT-FTA	PCT	REBS	AVG	PTS	AVG
2006-07	24	35-71	.493	2-11	.182	8-20	.400	31	1.3	80	3.3
2007-08	30	77-179	.430	28-82	.341	20-28	.714	29	1.0	202	6.7
2008-09	37	124-282	.440	51-140	.364	42-69	.509	64	1.7	341	9.2
2009-10	38	202-474	.426	86-259	.332	63-90	.700	142	3.7	553	14.6
TOTALS	129	438-1006	.435	167-492	.339	133-207	.643	266	2.1	1176	9.1

» 28. KAYLON WILLIAMS (1,173)

Finished career with 1,173 career points ... All-Big 12 Second Team selection following junior and senior year ... Led OU in scoring and rebounding during her senior season with 12.4 points and 7.1 rebound per contest ... Fourth in school history with a .541 field goal percentage and 341 offensive rebounds ... Posted 77 career blocks, the tenth-most in school history.



SEASON	G	FG-FGA	PCT	3G-A	PCT	FT-FTA	PCT	REBS	AVG	PTS	AVG
2011-12	30	58-128	.453	0-0	.000	27-40	.675	157	5.2	143	4.8
2013-14	33	91-171	.532	0-0	.000	48-67	.716	140	4.2	230	7.0
2014-15	32	161-270	.596	0-0	.000	68-110	.618	212	6.6	390	12.2
2015-16	33	164-307	.534	0-0	.000	82-121	.678	234	7.1	410	12.4
TOTALS	128	474-876	.541	0-0	.000	225-338	.666	743	5.8	1173	9.2

» 29. MANDY WADE (1,148)

29th all-time in scoring with 1,148 points ... Strong aggressive center, who was an excellent low post scorer ... Averaged 14.1 points as a senior ... Fourth in school history with a .509 field goal percentage ... Recognized as second team all-conference performer as a senior.



SEASON	G	FG-FGA	PCT	3G-A	PCT	FT-FTA	PCT	REBS	AVG	PTS	AVG
1991-92	29	123-260	.473	0-0	.000	46-73	.644	198	6.8	288	9.9
1992-93	10	26-62	.419	0-0	.000	20-31	.645	69	6.9	72	7.2
1993-94	30	152-284	.535	0-1	.000	63-91	.692	209	7.0	365	12.2
1994-95	30	169-318	.531	0-3	.000	85-117	.727	190	6.3	423	14.1
TOTALS	99	470-924	.509	0-4	.000	214-312	.686	666	6.7	1148	11.6

1,000-POINT CLUB



► **LaNae Jones** is one of two OU players to record more than 200 blocks as a Sooner. She scored 903 of her 1,096 career points during her final two seasons, averaging 16.9 points per game as a senior.

» 30. LANAE JONES (1,096)

Averaged 13.9 points per game as a senior ... Ranks second all-time in school history with 243 blocks ... Named honorable mention all-conference as a senior ... Awarded Academic all-conference honors as a junior.



SEASON	G	FG-FGA	PCT	3G-A	PCT	FT-FTA	PCT	REBS	AVG	PTS	AVG
1992-93	27	78-177	.441	0-2	.000	75-114	.658	175	6.5	230	8.5
1993-94	29	72-168	.429	0-0	.000	40-71	.563	138	4.8	184	6.3
1994-95	31	107-215	.498	0-1	.000	94-147	.639	123	4.0	308	9.9
1995-96	27	137-284	.482	0-0	.000	100-150	.667	186	6.9	374	13.9
TOTALS	114	394-844	.467	0-3	.000	309-482	.641	623	5.5	1096	9.6

» 31. JANET FREEMAN-SOUTHARD (1,093)

Scored 1,093 points during four-year career at Oklahoma ... Averaged 11.1 points per game as a senior ... Also shows up in the Sooner record books for career rebounds (9th/800).



SEASON	G	FG-FGA	PCT	3G-A	PCT	FT-FTA	PCT	REBS	AVG	PTS	AVG
1978-79	29	121-339	.357	—	—	31-51	.608	165	5.7	273	9.4
1979-80	33	126-356	.354	—	—	42-72	.583	134	4.1	294	8.9
1980-81	28	66-174	.379	—	—	49-69	.710	282	10.1	181	6.5
1981-82	31	125-311	.402	—	—	95-147	.646	219	7.1	345	11.1
TOTALS	121	438-1180	.371	—	—	217-339	.640	800	6.6	1093	9.0

» 32. NICOLE GRIFFIN (1,088)

Finished four-year career with 1,088 points ... Averaged 11.3 points during junior season ... Ranks third at OU with 141 career blocks ... Set OU freshman record with a .674 field goal percentage.



SEASON	G	FG-FGA	PCT	3G-A	PCT	FT-FTA	PCT	REBS	AVG	PTS	AVG
2010-11	30	64-95	.674	0-0	.000	44-77	.571	111	3.7	172	5.7
2011-12	34	71-131	.542	0-0	.000	53-79	.668	131	3.9	195	5.7
2012-13	35	148-296	.500	0-0	.000	98-147	.667	171	4.9	394	11.3
2013-14	33	116-222	.523	0-0	.000	95-132	.720	191	5.8	327	9.9
TOTALS	132	399-704	.536	0-0	.000	290-425	.682	684	4.6	1088	8.2



HISTORY

CONFERENCE CHAMPIONS
1986 2005
1986 2005
1986 2005
1986 2005

6:40

71



YEAR-BY-YEAR RESULTS



AMY DAHL

Years: 1975 (1)
Record: 2-14 (.125)

» 1974-75

Record: 2-14

Home: 1-6 (McCasland Fieldhouse)

Head Coach: Amy Dahl

D5	at Bethany Nazarene	L	44-43
J21	USAO	L	56-42
J23	Oklahoma State	L	70-41
J27	at East Central	L	62-41
J30	St. Gregory's	L	82-57
F6	East Central	L	62-50
F8	1-at Central Oklahoma	L	55-51
F8	1-vs. Northeastern State	W	55-51
F8	1-vs. SW Oklahoma	L	63-47
F12	at St. Gregory's	L	88-35
F15	Bethany Nazarene	W	57-37
F19	at Oklahoma State	L	93-44
F22	at USAO	L	62-41
F25	Central Oklahoma	L	47-43
F28	2-vs. NW Okla. State	L	79-42
M1	2-vs. USAO	L	97-60

1-Central State Tournament, Edmond, Okla.
2-OAIAW Tournament, Stillwater, Okla.



CATHIE SCHWEITZER

Years: 1976-78 (3)
Record: 27-46 (.370)

» 1975-76

Record: 3-14

Home: 2-4 (2-2 at Lloyd Noble Center)

Head Coach: Cathie Schweitzer

D2	at USAO	L	86-60
D5	Central Oklahoma	L	70-34
D10	at Oklahoma State	L	76-36
J21	at SE Okla. State	L	56-45
J24	USAO	L	78-53
J27	at Central Oklahoma	L	58-47
J31	East Central	W	44-38
F4	SE Okla. State	W	37-35
F6	Oklahoma State	L	53-47
F12	1-at Kansas State	L	90-27
F13	1-vs. Kansas	L	65-39
F18	Tulsa	L	58-53
F20	at NW Okla. State	L	91-36
F24	at SW Oklahoma	L	72-41
F27	2-vs. Oklahoma State	L	68-31
F28	2-vs. Northeastern State	L	63-56
F28	2-vs. Tulsa	W	57-53

1-Big Eight Tournament, Manhattan, Kan.
2-OAIAW Tournament, Edmond, Okla.

» 1976-77

Record: 4-20

Home: 1-7

Head Coach: Cathie Schweitzer

D1	at Phillips	L	83-60
D3	Northwestern Okla. State	L	67-63
D7	at Central Oklahoma	L	53-42
D11	at Northern Oklahoma	L	62-61
D15	at Oral Roberts	W	59-56
J4	Missouri	L	66-46
J6	1-at Wichita State	L	70-58

J7	1-vs. Simpson	W	88-69
J8	1-vs. Colorado State	L	59-56
J14	Drake	L	61-56
J17	Oral Roberts	L	62-58
J20	2-vs. Kansas	L	72-45
J21	2-vs. Iowa State	L	93-58
J22	2-vs. Oklahoma State	L	73-65
J25	at Oklahoma State	L	52-44
J29	Northern Oklahoma	L	66-59
F2	SE Okla. State	W	68-56
F9	Oklahoma State	L	70-50
F12	at NW Okla. State	L	73-66
F16	Phillips	L	72-34
F26	at SE Okla. State	L	63-39
M1	Central Oklahoma	W	60-49
M4	3-at Oklahoma State	L	45-41
M5	3-vs. SW Oklahoma	L	54-42

1-Shocker Classic, Wichita, Kan.
2-Big Eight Tournament, Boulder, Colo.
3-OAIAW Tournament, Stillwater, Okla.

» 1977-78

Record: 20-12

Home: 9-3

Head Coach: Cathie Schweitzer

N21	Cameron	W	77-52
N30	Oklahoma Baptist	W	104-45
D6	Oklahoma State	W	80-74
D9	1-vs. Tulsa	W	95-52
D10	1-at Phillips	L	84-75
D14	Arkansas	W	80-51
D16	East Central	W	75-62
D18	at Tulsa	W	80-68
J3	at Oral Roberts	L	84-55
J5	2-vs. Nebraska	W	60-59
J6	2-vs. Missouri	L	80-56
J7	2-vs. Kansas State	W	67-61
J11	3-at New Mexico State	W	71-61
J12	3-at New Mexico State	L	77-61
J13	3-vs. New Mexico	W	75-74
J18	Phillips	L	69-68
J20	at East Central	L	64-47
J25	NW Okla. State	W	70-68
J28	at Cameron	W	73-50
F1	at Oklahoma Baptist	W	92-49
F4	Oral Roberts	L	81-62
F6	at SE Okla. State	W	59-47
F8	at Oklahoma State	L	74-60
F11	Tulsa	W	94-45
F14	at Central Oklahoma	W	65-57
F18	at NW Okla. State	L	78-60
F22	SW Oklahoma	W	73-43
F23	4-vs. Tulsa	W	82-55
F24	4-vs. Central Oklahoma	W	59-56
F25	4-vs. Oral Roberts	L	57-53
M8	5-at Stephen F. Austin	L	106-54
M9	5-at Southern	L	75-49

1-Phillips Tournament, Enid, Okla.
2-Big Eight Tournament, Lawrence, Kan.
3-N. Mexico St. Tournament, Las Cruces, N.M.
4-OAIAW Tournament, Tahlequah, Okla.
5-SWIAAW Championship, Nacogdoches, Texas



DOYLE PARRACK

Years: 1979-80 (2)
Record: 30-32 (.483)

» 1978-79

Record: 13-16

Home: 5-5

Head Coach: Doyle Parrack

N11	at Tulsa	W	57-47
N24	1-vs. NW Missouri State	L	74-44
N25	1-vs. Wichita State	W	61-50
N26	1-vs. Texas A&M	L	52-45
N29	Oklahoma State	L	77-62
D2	New Mexico	L	70-67
D5	Oral Roberts	W	72-64
D7	Colorado	W	68-66
D12	Phillips	L	89-71
D16	at East Central	W	52-47
J6	Eastern New Mexico	W	71-62
J8	at Oral Roberts	L	62-49
J13	Nebraska	L	71-63
J18	2-at Nebraska	L	82-60
J19	2-vs. Colorado	L	78-62
J20	2-vs. Iowa State	L	80-69
J27	NW Okla. State	L	73-46
F2	3-at North Texas	L	80-62
F3	3-vs. Texas A&M	L	58-49
F7	at Oklahoma State	L	62-48
F10	Tulsa	W	69-45
F13	North Texas	W	45-44
F15	at Phillips	W	75-65
F18	at NW Okla. State	W	65-58
F20	at Arkansas	W	65-53
F23	4-at SW Oklahoma	W	79-35
F23	4-vs. Oklahoma State	W	53-48
F24	4-vs. Oral Roberts	L	69-66
M7	5-vs. NE Louisiana	L	69-59

1-SW Missouri St. Tournament, Springfield, Mo.
2-Big Eight Tournament, Lincoln, Neb.
3-North Texas Tournament, Denton, Texas
4-OAIAW Championship, Weatherford, Okla.
5-SWIAAW Championship, Tulsa, Okla.

» 1979-80

Record: 17-16

Home 6-5, Away 4-5, Neutral 7-6

Head Coach: Doyle Parrack

N17	Texas	L	66-47
N19	Texas-Arlington	W	61-59
N22	1-vs. Wichita State	W	62-56
N23	1-vs. Nebraska-Omaha	W	67-40
N24	1-vs. Southern Illinois	W	58-46
N26	Nevada-Las Vegas	L	71-51
N29	North Texas	W	91-44
D1	at Texas Tech	L	65-58
D3	at Colorado	L	90-77
D7	Oklahoma State	W	54-41
D10	at Wichita State	W	75-62
D14	at Kansas State	L	96-73
D15	at Nebraska	L	68-44
D22	at Tulsa	W	68-55
J5	Tulsa	W	77-40
J8	2-vs. McNeese State	L	61-46
J9	2-vs. Baylor	W	66-48
J10	2-vs. Memphis	L	54-53
J11	2-at Texas A&M	L	71-53
J12	2-vs. SW Missouri State	W	68-66
J14	North Texas	W	67-45
J17	3-at Missouri	L	90-63
J18	3-vs. Iowa State	W	87-77

YEAR-BY-YEAR RESULTS

J19	3-vs. Oklahoma State	L	60-54
J24	Oral Roberts	L	64-52
J26	Texas Tech	L	55-48
F2	at Oral Roberts	L	77-63
F4	at Texas Arlington	W	60-56
F6	at Oklahoma State	W	52-45
F12	Wichita State	L (OT)	59-53
F16	Arkansas	W	57-50
F21	4-vs. Oklahoma State	W	65-62
F22	4-vs. Oral Roberts	L	73-60

- 1-SW Missouri St. Tournament, Springfield, Mo.
- 2-Lady Aggie Classic, College Station, Texas
- 3-Big Eight Tournament, Columbia, Mo.
- 4-OIAIW Championship, Norman, Okla.



MAURA MCHUGH
 Years: 1981-87 (7)
 Record: 142-70 (.670)

» 1980-81

Record: 21-11
 Home 9-0, Away 8-6, Neutral 3-5
 Head Coach: Maura Mchugh

N29	at Oral Roberts	L	80-76
D3	North Texas	W	101-81
D5	at Southern California	L	55-84
D8	at Nevada-Las Vegas	W	96-85
D10	Oklahoma State	W	89-79
D13	Oklahoma City	W	86-75
D20	at Missouri	W	73-65
D23	at Wichita State	L	85-59
J3	at Arkansas	W	75-68
J5	at Oklahoma City	W	68-60
J7	McNeese State	W	96-71
J10	Houston	W	67-66
J12	Texas Tech	W	69-56
J15	2-vs. Oklahoma State	W	75-61
J16	2-at Kansas	L	95-55
J17	2-vs. Missouri	L	68-65
J19	!at McNeese State	W (OT)	82-77
J20	at Houston	W	82-79
J24	Wichita State	W	93-76
J27	at Stephen F. Austin	L	70-49
J29	Tulsa	W	87-57
J31	at Oklahoma State	W	76-68
F2	at Texas Tech	L	79-70
F6	1-at North Texas	W	84-53
F7	1-vs. Texas Southern	L	80-72
F10	at Texas	L	71-54
F14	at Tulsa	W	106-68
F16	Oral Roberts	W	66-59
F25	3-Oklahoma City	W	77-66
F26	3-Oral Roberts	L	72-62
M18	4-Louisiana Tech	L	88-68

! Record reflects two wins by forfeit over Baylor and McNeese St.

- 1-North Texas Tournament, Denton, Texas
- 2-Big Eight Tournament, Lawrence, Kan.
- 3-OIAIW Championship, Oklahoma City, Okla.
- 4-SWIAIW Championship, Nacogdoches, Texas

» 1981-82

Record: 17-14
 Home 12-4, Away 3-7, Neutral 2-3
 Head Coach: Maura Mchugh

N30	Oklahoma Baptist	W	82-79
D3	at Phillips	W	87-49
D5	Oklahoma City	W	79-76
D10	Texas A&M	W	83-55

D12	Stephen F. Austin	L	64-62
D14	at Tulsa	W	90-59
J4	at San Diego	W	72-54
J6	at San Diego State	L	68-65
J8	at UCLA	L	82-63
J9	at Pepperdine	L (OT)	75-70
J14	1-vs. Colorado	L	71-61
J15	1-vs. Kansas	W	73-63
J16	1-vs. Missouri	L	87-64
J18	at Oral Roberts	L	93-72
J20	at Oklahoma State	W	78-68
J23	Wichita State	W	67-60
J27	Tulsa	W	87-62
J30	at Kansas	W	64-61
F3	Oklahoma State	W	71-57
F5	Texas-Arlington	W	70-56
F7	Arkansas	W	65-64
F10	Texas Southern	W	82-70
F13	Oral Roberts	L	95-78
F16	Oklahoma City	W	72-71
F18	at Texas Tech	L	93-86
F22	Louisiana Tech	L	101-57
F24	Missouri	L	81-62
F26	2-at Oklahoma City	W	61-60
F27	2-vs. Oklahoma State	L	53-52
M1	at Wichita State	L	93-75
M11	3-vs. Texas	L	87-78

- 1-Big Eight Tournament, Manhattan, Kan.
- 2-OIAIW Championship, Oklahoma City, Okla.
- 3-SWIAIW Championship, Lubbock, Texas

» 1982-83

Record: 17-11
 Home 14-2, Away 3-6, Neutral 0-3
 Head Coach: Maura Mchugh

N27	at Iowa State	L	80-76
N30	Cameron	W	85-57
D4	Tulsa	W	99-60
D6	Phillips	W	93-57
D9	at North Texas	W	77-64
D11	Texas Tech	W (OT)	93-91
D13	Central Oklahoma	W	82-56
D18	Iowa State	W	80-64
J4	at Oral Roberts	L	86-72
J7	Northeast Louisiana	W	87-74
J8	1-at Wichita State	L (2OT)	93-81
J12	at Nebraska	L	85-78
J15	San Diego	W	100-50
J18	Kansas	W	83-74
J22	at Missouri	L	109-73
J27	Oklahoma State	W	77-64
J29	Colorado	W	90-79
F2	at Kansas	L	81-79
F5	Kansas State	L	86-74
F9	at Oklahoma City	W	94-84
F12	Missouri	W	85-75
F16	at Oklahoma State	W (OT)	83-82
F19	Nebraska	W	107-82
F21	at Louisiana Tech	L	105-75
F26	at Colorado	L	89-82
M2	Wichita State	W	92-64
M5	at Kansas State	L	87-63
M10	2-vs. Colorado	L	78-70

- 1-Pizza Hut Classic, Wichita, Kan.
- 2-Big Eight Tournament, Norman, Okla.

» 1983-84

Record: 22-10, 8-6 Big Eight
 Home 10-2, Away 9-4, Neutral 3-4
 Head Coach: Maura Mchugh
 National Women's Invitational Tournament

N27	Texas-Arlington	W	92-66
D2	1-vs. Southern Illinois	L	82-62
D3	1-vs. Portland State	W	85-67

D5	Northeastern State	W	87-53
D7	at Tulsa	W	82-64
D10	at North Texas	W	99-44
D12	at Oklahoma City	W	100-52
D21	at Wichita State	W	85-68
J4	Emporia State	W	110-60
J7	Oral Roberts	W	101-77
J10	at Cal-Santa Barbara	W	95-48
J12	at Pepperdine	W	85-69
J16	Midwestern State	W	118-75
J18	at Colorado	L	66-62
J21	at Kansas State	L	88-70
J24	Oklahoma State	W	75-72
J28	at Iowa State	W	77-73
J31	Kansas	W	87-84
F4	Missouri	L	73-68
F8	at Nebraska	W	93-85
F11	Kansas State	L	71-61
F14	at Oklahoma State	L	79-71
F18	Colorado	W	88-78
F22	at Kansas	W	85-74
F25	Iowa State	W	97-59
F28	at Missouri	L	102-77
M3	Nebraska	W	97-79
M8	2-Kansas	W	76-63
M9	3-vs. Kansas State	L	69-67
M16	4-vs. Chattanooga	L	84-78
M17	4-vs. Illinois State	W	67-65
M24	4-vs. California	L	81-78

- 1-Wash. State Tournament, Pullman, Wash.
- 2-Big Eight Tournament, Norman, Okla.
- 3-Big Eight Tournament, Kansas City, Mo.
- 4-NWIT Championship, Amarillo, Texas

» 1984-85

Record: 23-7, 10-4 Big Eight
 Home 12-0, Away 8-4, Neutral 3-3
 Head Coach: Maura Mchugh

N23	Abilene Christian	W	89-70
N26	at Midwestern State	W	91-46
N29	Oklahoma Baptist	W	86-59
D4	at Texas-Arlington	W	103-48
D6	Georgia State	W	83-62
D9	at Oklahoma City	W	86-51
D11	Missouri-Kansas City	W	88-62
D13	at North Texas	W	94-56
D15	Texas Southern	W	103-71
J2	1-vs. New Hampshire	W	73-42
J3	1-vs. Rutgers	L	80-72
J5	1-vs. St. Joseph's	L	76-75
J11	at Oral Roberts	W	67-66
J16	Missouri	W	93-83
J19	Kansas	W	90-69
J23	at Iowa State	W	89-59
J26	Kansas State	W	92-85
J29	at Colorado	W	73-65
F3	at Oklahoma State	L	85-76
F6	Nebraska	W	86-74
F9	at Kansas State	L	90-75
F13	Iowa State	W	89-48
F16	at Missouri	L	92-74
F20	Colorado	W	80-58
F24	at Kansas	W (OT)	78-77
F27	Oklahoma State	W	91-62
M2	at Nebraska	L	102-99
M4	2-vs. Iowa State	W	78-63
M7	2-vs. Kansas	W	79-69
M9	2-vs. Missouri	L	89-83

- 1-Miami Classic, Miami, Fla.
- 2-Big Eight Tournament, Kansas City, Mo.

YEAR-BY-YEAR RESULTS

» 1985-86

Record: 24-7, 10-4 Big Eight
Home 9-1, Away 7-4, Neutral 8-2
Head Coach: Maura McHugh
NCAA Sweet 16 and Big Eight Champions

N24	1-vs. Middle Tennessee	W	83-75
N25	1-vs. Western Kentucky	W	89-81
N29	at Texas-Arlington	W	86-72
D2	Creighton	W	94-76
D6	Texas A&M	W	93-62
D9	at New Mexico	W	73-61
D11	Tulsa	W	91-32
D21	at Arkansas	L	79-66
D30	at West Texas State	W	80-56
J3	2-vs. Dayton	W	64-46
J4	2-vs. James Madison	W	57-55
J5	2-vs. La Salle	W	71-68
J11	Oral Roberts	W	101-78
J15	at Colorado	L	91-84
J18	Iowa State	W	85-62
J22	at Kansas State	W	83-72
J25	at Missouri	W	105-79
J29	Nebraska	W	88-72
F1	at Kansas	L	85-67
F5	Oklahoma State	W	108-68
F8	at Iowa State	L	81-72
F11	Kansas State	W	94-77
F15	Colorado	W	82-69
F18	at Nebraska	W	102-75
F22	Missouri	W	88-80
F26	Kansas	L	77-72
M2	at Oklahoma State	W	86-67
M5	3-vs. Oklahoma State	W	85-50
M6	3-vs. Missouri	L	71-66
M16	4-Vanderbilt (Norman)	W	86-67
M20	4-vs. Texas (Austin)	L	85-59

- 1-BGSU Invitational, Bowling Green, Ky.
- 2-Miami New Year's Classic, Miami, Fla.
- 3-Big Eight Tournament, Kansas City, Mo.
- 4-NCAA Midwest Regional

» 1986-87

Record: 18-10, 6-7 Big Eight
Home 8-3, Away 7-5, Neutral 3-2
Head Coach: Maura McHugh

N28	1-vs. UTSA	W	67-63
N29	1-vs. New Mexico State	W	80-71
D1	New Mexico	W	87-51
D4	at Oral Roberts	W	87-72
D6	Arkansas	W	76-70
D8	Texas-Arlington	W	94-61
D20	West Texas State	W	82-63
D30	2-vs. Notre Dame	W	57-54
D31	2-at Washington	L	83-64
J3	at Portland	W	83-70
J6	Kansas State	W	70-47
J8	Tulane	W	84-53
J10	Colorado State	W	72-58
J12	at Tulsa	W	62-39
J14	Kansas	W	81-67
J17	at Missouri	L	72-70
J21	Oklahoma State	L	84-68
J24	Nebraska	W	97-81
J27	at Colorado	L	94-80
J31	Iowa State	W	74-72
F4	at Kansas State	L	80-69
F7	Missouri	L	86-76
F11	at Oklahoma State	W	75-70
F14	at Kansas	L	89-73
F18	Colorado	L	74-73
F21	at Nebraska	L	97-89
F24	at Iowa State	W	87-72
F28	3-vs. Kansas State	L	79-64

- 1-New Mexico St. Tournament, Las Cruces, N.M.
- 2-Washington Tournament, Seattle, Wash.
- 3-Big Eight Tournament, Salina, Kan.



VALERIE GOODWIN-COLBERT

Years: 1988-90 (3)
Record: 32-51 (.386)

» 1987-88

Record: 14-13, 7-7 Big Eight
Home 7-4, Away 5-5, Neutral 2-4
Head Coach: Valerie Goodwin-Colbert

N27	1-vs. Penn State	L	86-63
N28	1-vs. California	L	81-66
N29	1-vs. Northern Arizona	W	68-47
D2	Oral Roberts	W	103-94
D5	at North Texas	W	77-75
D9	at Southwest Texas	W	92-74
D19	Texas Southern	W	81-72
D29	2-vs. Simon Fraser	W	83-66
D30	2-at Stanford	L	91-66
J6	New Mexico State	L	78-72
J9	at Tulane	L	82-75
J11	Arkansas-Little Rock	W	99-67
J13	at Colorado	W	82-78
J16	at Kansas State	W	96-65
J20	at Missouri	L	91-72
J23	Oklahoma State	W	83-81
J27	Nebraska	L	94-82
J30	at Iowa State	L	82-66
F3	Kansas	L	71-68
F6	Missouri	W	93-84
F9	at Nebraska	L	92-74
F13	Kansas State	W	79-61
F16	at Oklahoma State	W	79-78
F20	Iowa State	W	85-76
F24	at Kansas	L	71-68
F27	Colorado	L (OT)	91-88
M2	3-vs. Kansas	L	67-66

- 1-Rainbow Wahine Classic, Honolulu, Hawaii
- 2-Cardinal Classic, Stanford, Calif.
- 3-Big Eight Tournament, Salina, Kan.

» 1988-89

Record: 11-16, 4-10 Big Eight
Home 5-5, Away 3-6, Neutral 3-5
Head Coach: Valerie Goodwin-Colbert

N25	1-Texas-Pan American	W	120-36
N26	1-West Virginia	L	83-65
D2	2-vs. Penn State	W	92-81
D3	2-at Texas Tech	L	64-54
D8	Mississippi Valley State	L	89-83
D10	at Oral Roberts	W	97-83
D29	3-vs. Iowa	L	86-69
D30	3-at Miami	L	69-66
D31	3-vs. Boston	W	77-72
J3	North Texas	W	93-71
J7	at Texas-Arlington	W	86-75
J9	Brigham Young	W	103-81
J11	at Missouri	L	71-68
J14	at Kansas	L (OT)	86-82
J17	at Oklahoma State	L	71-64
J21	Iowa State	W	72-65
J25	Nebraska	W (OT)	68-65
J27	Colorado	L	73-70
F1	Kansas State	L	84-83
F4	Oklahoma State	L	87-68
F8	at Nebraska	L	85-76
F11	at Iowa State	W	84-74
F15	Kansas	W	101-87
F18	at Colorado	L	87-76
F22	at Kansas State	L	64-60
F25	Missouri	L	104-91
M4	4-vs. Colorado	L	80-61

- 1-Sooner Thanksgiving Classic, Norman, Okla.
- 2-Texas Tech Classic, Lubbock, Texas
- 3-Orange Bowl Classic, Miami, Fla.
- 4-Big Eight Tournament, Salina, Kan.

» 1989-90

Record: 7-22, 2-12 Big Eight
Home 3-8, Away 1-8, Neutral 3-6
Head Coach: Valerie Goodwin-Colbert

N24	1-Sam Houston	L	90-86
N25	1-Arkansas State	W	102-73
N30	at North Texas	L	91-85
D2	Northeast Louisiana	W	95-93
D5	at Texas A&M	L	101-86
D8	2-vs. Eastern Illinois	L	110-88
D9	2-vs. Northern Iowa	W	78-76
D12	Arkansas	L	86-68
D16	Texas Tech	L	88-80
D29	3-vs. Montana State	L	86-80
D30	3-at Brigham Young	L	108-77
J3	Texas-Arlington	L	80-78
J6	at Southeast Louisiana	W	88-86
J10	Colorado	L	56-48
J13	at Iowa State	L	92-78
J17	at Kansas	L	94-69
J20	Kansas State	L	94-87
J24	Oklahoma State	L	99-94
J27	Missouri	L	79-75
J31	at Nebraska	L	88-81
F3	Kansas	L	83-77
F6	at Oklahoma State	L	89-77
F10	Iowa State	W	70-69
F14	at Kansas State	L	92-88
F18	at Colorado	L	86-49
F21	Nebraska	W	102-77
F24	at Missouri	L	89-60
M3	4-vs. Missouri	W	80-77
M4	4-vs. Oklahoma State	L	87-78

- 1-Sooner Thanksgiving Classic, Norman, Okla.
- 2-Phoenix Classic, Green Bay, Wis.
- 3-BYU Tournament, Provo, Utah
- 4-Big Eight Tournament, Salina, Kan.



GARY HUDSON

Years: 1991-93 (3)
Record: 34-35 (.464)

» 1990-91

Record: 10-18, 4-9 Big Eight
Home 7-5, Away 2-11, Neutral 1-2
Head Coach: Gary Hudson

N23	1-vs. Washington State	L	84-50
N24	1-vs. Eastern Washington	W	82-71
N27	at Arkansas	L	84-72
N29	Prairie View A&M	W	121-49
D6	at Texas Tech	L	66-50
D9	Texas A&M	L	83-71
D12	at Prairie View A&M	W	92-68
D22	at Minnesota	W	85-75
D28	at Loyola Marymount	L	76-75
D29	at UC-Santa Barbara	L (OT)	105-95
J2	North Texas	W	78-69
J4	Central Missouri State	L	88-80
J9	at Kansas	L	81-64
J12	Missouri	W	67-66
J16	Colorado	L	68-51
J19	at Oklahoma State	L	76-60
J21	Texas-San Antonio	W	93-86
J23	at Kansas State	L	86-75
J26	at Nebraska	L	95-67
J28	at Northeast Louisiana	L	79-76
J30	Iowa State	W	101-74
F3	at Colorado	L	76-55
F6	Kansas State	W	88-56
F10	at Missouri	L	68-59
F13	Oklahoma State	L	72-63
F16	Kansas	L	76-69
F24	Nebraska	W	75-72
M2	2-vs. Colorado	L	80-75

- 1-Domino's Classic, College Station, Texas
- 2-Big Eight Tournament, Salina, Kan.

YEAR-BY-YEAR RESULTS

» 1991-92

Record: 17-12, 7-7 Big Eight
Home 11-5, Away 4-5, Neutral 2-2
Head Coach: Gary Hudson

N25	Texas-San Antonio	W	102-70
D3	Rice	W	82-69
D6	1-at Hawaii	L	95-82
D7	1-vs. Howard	W	91-61
D10	Texas-Arlington	L	94-93
D14	Prairie View A&M	W	105-35
D30	Baylor	W	113-72
J3	Texas Christian	W	103-82
J5	Southern Methodist	W	82-73
J13	Arkansas	L	57-55
J15	Iowa State	W	94-63
J18	Kansas State	L	91-86
J22	Missouri	W	74-72
J23	at Prairie View A&M	W	98-50
J25	at Oklahoma State	W	75-65
J29	at Nebraska	L	97-65
F1	Colorado	L	63-55
F3	Baylor	W	83-76
F5	at Kansas	L	75-56
F9	at Missouri	L	86-56
F12	at Kansas State	W	88-73
F15	Nebraska	W	92-89
F17	at Southern Methodist	L	69-63
F19	Oklahoma State	W	98-75
F22	at Colorado	L	86-63
F26	Kansas	L (OT)	73-72
M1	at Iowa State	W	78-70
M7	2-vs. Missouri	W	80-79
M8	2-vs. Kansas	L	70-62

1-Rainbow Wahine Invitational, Honolulu, Hawaii
2-Big Eight Tournament, Salina, Kan.

» 1992-93

Record: 12-15, 6-8 Big Eight
Home 6-5, Away 4-6, Neutral 2-4
Head Coach: Gary Hudson

D5	SMU	L	72-66
D12	Prairie View A&M	W	101-41
D19	1-vs. Mercer	W	69-60
D20	1-vs. Arkansas State	L	76-63
D28	2-vs. Texas Tech	L	93-56
D29	2-vs. Old Dominion	L	60-54
D30	2-vs. Bucknell	W	84-60
J2	Oral Roberts	W	84-62
J8	at Iowa State	W	66-55
J10	at Nebraska	L	87-78
J14	at Prairie View A&M	W	92-56
J17	at Oklahoma State	L	65-44
J20	at Arkansas	W	70-63
J22	Kansas	L	70-64
J24	Kansas State	W	68-60
J29	at Colorado	L	80-49
J31	at Missouri	L	69-63
F2	at Texas-Arlington	L	80-59
F5	Nebraska	L	97-83
F7	Iowa State	W	79-56
F14	Oklahoma State	W	64-55
F19	at Kansas State	W	87-65
F21	at Kansas	L	76-54
F24	Texas Christian	L	79-73
F26	Missouri	L	68-49
F28	Colorado	W	74-69
M6	3-vs. Oklahoma State	L	85-70

1-Arkansas Classic (Fayetteville, Ark.)
2-Orange Bowl Classic (Miami, Fla.)
3-Big Eight Tournament, Salina, Kan.



BURL PLUNKETT

Years: 1994-96 (3)
Record: 52-36 (.591)

» 1993-94

Record: 18-12, 7-7 Big Eight
Home 9-3, Away 3-7, Neutral 6-2
Head Coach: Burl Plunkett

WNIT Champions			
N27	Texas-Pan American	W	88-68
N30	at Texas	L	84-78
D3	1-vs. Illinois State	W	69-56
D4	1-at George Washington	L	88-74
D8	North Texas	W	90-73
D18	Texas A&M	W	90-69
D21	at Texas Tech	L	80-75
D28	2-Michigan	W	96-86
D29	2-Southern	W	100-72
J2	at SMU	W	99-72
J7	Iowa State	W	84-61
J9	Nebraska	W	79-78
J16	Oklahoma State	W	82-60
J21	at Kansas	L	85-78
J23	at Kansas State	L	72-54
J25	Arkansas	W	93-79
J28	Colorado	L	79-74
J30	Missouri	W	86-65
F4	at Nebraska	L	82-76
F6	at Iowa State	W	65-45
F10	Oral Roberts	W	99-48
F13	at Oklahoma State	L	77-68
F18	Kansas State	L	71-70
F20	Kansas	L	80-76
F25	at Missouri	W	77-71
F27	at Colorado	L	89-79
M5	3-vs. Nebraska	L	73-56
M24	4-vs. New Mexico State	W	82-77
M25	4-vs. Pittsburgh	W	86-77
M26	4-vs. Arkansas State	W	69-65

1-Capitol Classic, Washington D.C.
2-Holiday Classic, Norman, Okla.
3-Big Eight Tournament, Salina, Kan.
4-WNIT Tournament (Amarillo, Texas)

» 1994-95

Record: 22-9, 11-3 Big Eight
Home 9-2, Away 7-4, Neutral 6-3
Head Coach: Burl Plunkett

NCAA Tournament			
N11	3-at Montana	L	76-64
N26	at North Texas	W	84-74
N29	Texas Tech	L	66-64
D2	2-vs. Utah	W	72-68
D3	2-at Washington State	W	85-79
D7	Texas	W	95-85
D18	at Texas A&M	L	99-74
D21	at Texas Christian	W	89-70
D30	1-vs. Rice	W	89-59
D31	1-vs. Minnesota	W	74-64
J2	New Mexico	W	95-66
J6	at Missouri	W	98-83
J8	at Colorado	L	83-59
J13	Nebraska	W	63-62
J15	Iowa State	W	101-77
J20	at Kansas	W	84-69
J22	at Kansas State	W	79-70
J28	at Oklahoma State	W	62-61
F3	Colorado	L	69-64
F5	Missouri	W	80-57
F10	at Iowa State	L	69-62
F12	at Nebraska	W	85-83
F17	Kansas State	W	71-60
F19	Kansas	W	103-83

F22	at Arkansas	L	69-64
F26	Oklahoma State	W	76-67
F28	Texas Christian	W	92-44
M4	4-vs. Nebraska	W	77-67
M5	4-vs. Kansas	L	88-81
M16	5-vs. Loyola (Md.)	W	90-55
M18	5-vs. Louisiana Tech	L	48-36

1-Bertha Teague Classic, Stillwater, Okla.
2-Dial Classic, Pullman, Wash.
3-Preseason WNIT Tournament.
4-Big Eight Tournament, Salina, Kan.
5-NCAA Tournament, Ruston, La.

» 1995-96

Record: 12-15, 4-10 Big Eight
Home 7-5, Away 2-8, Neutral 3-2
Head Coach: Burl Plunkett

N25	at Texas Christian	W	103-81
N28	at New Mexico	L	82-75
D1	North Texas	W	102-60
D3	at Drake	L	81-71
D5	Southern Methodist	L	96-87
D7	TCU	W	93-47
D16	Wichita State	W	65-54
D17	Texas-Pan American	W	97-57
D20	1-Oral Roberts	W	63-40
D21	1-Grambling State	W	100-66
D28	2-vs. Alabama	L	71-62
D29	2-vs. Va. Commonwealth	W	84-52
J5	Nebraska	L	79-58
J7	Iowa State	W	89-78
J14	Oklahoma State	L (2OT)	86-79
J19	at Kansas	W	71-68
J21	at Kansas State	L	80-67
J26	Missouri	W	69-55
J28	Colorado	L	68-53
F2	at Iowa State	L	73-57
F4	at Nebraska	L	71-52
F11	at Oklahoma State	L	62-58
F16	Kansas State	W	62-54
F18	Kansas	L	81-63
F23	at Colorado	L	83-68
F25	at Missouri	L	89-66
M2	3-vs. Colorado	L	76-60

1-Bertha Teague Classic, Norman, Okla.
2-Bahamas Junkanoo Shootout, Nassau, Bahamas
3-Big Eight Tournament, Salina, Kansas



SHERRI COALE

Years: 1997-Present
Record: 465-227 (.672)

» 1996-97

Record: 5-22, 1-15 Big 12
Home 1-8, Away 2-11, Neutral 2-3
Head Coach: Sherri Coale

N22	1-vs. Oral Roberts	W	62-50
N23	1-vs. Southern Utah	L	64-63
N25	Drake	L	77-64
D3	at Wichita State	L	71-56
D7	at Southern Methodist	L	91-82
D10	at North Texas	W	67-65
D13	at SW Missouri State	L	81-58
D15	at Oral Roberts	W	66-63
D28	2-vs. Memphis	L	71-65
D29	2-vs. Northeastern	W	76-54
J4	Texas A&M	W	71-69
J7	at Texas	L	87-69
J11	Iowa State	L	67-58
J15	at Texas Tech	L	67-55
J18	at Baylor	L	87-65
J22	Texas	L	76-58

YEAR-BY-YEAR RESULTS

J26	at Nebraska	L	87-59
J29	Oklahoma State	L	88-57
F5	at Texas A&M	L	66-63
F8	Kansas State	L	49-47
F12	at Colorado	L	61-42
F15	Missouri	L	81-56
F19	Texas Tech	L	63-49
F23	at Oklahoma State	L	67-54
F26	Baylor	L	78-63
M1	at Kansas	L	92-69
M4	3-vs. Kansas State	L	81-56

1-Bertha Teague Classic, Stillwater, Okla.
 2-Redstorm Christmas Inv., Jamaica, N.Y.
 3-Big 12 Tournament, Kansas City, Mo.

» 1997-98

Record: 8-19, 4-12 Big 12
 Home 5-7, Away 3-9, Neutral 0-3
 Head Coach: Sherri Coale

N22	1-vs. Stephen F. Austin	L	82-58
N23	1-at UTSA	W	66-53
N27	2-at Loyola Marymount	W	63-55
N28	2-vs. North Carolina	L	68-61
D3	Southwest Missouri State	L	81-65
D11	Georgia	L	94-76
D14	Mississippi	W	89-85
D20	Miami	W	67-62
D29	at Arizona State	L	87-76
D30	at Northern Arizona	L	101-62
J3	Texas A&M	W	84-76
J7	at Texas	L	78-44
J10	at Iowa State	L	83-68
J14	Baylor	L	67-64
J17	Texas	W	97-84
J21	at Texas A&M	W	91-83
J28	Colorado	W	61-58
F1	at Baylor	L	97-67
F4	at Kansas State	W	69-67
F7	Oklahoma State	L	76-54
F11	at Texas Tech	L	79-63
F14	Nebraska	L	101-72
F19	Texas Tech	L	59-94
F22	at Missouri	L	75-68
F25	Kansas	L	78-74
F28	at Oklahoma State	L	69-52
M3	3-vs. Colorado	L	71-66

1-Texas-San Antonio Classic, San Antonio, Texas
 2-LMU-Furama Hotel Thanksgiving Classic, Los Angeles, Calif.
 3-Big 12 Tournament, Kansas City, Mo.

» 1998-99

Record: 15-14, 8-8 Big 12
 Home 10-3, Away 4-9, Neutral 1-2
 Head Coach: Sherri Coale
 Women's National Invitational Tournament

N20	TCU	W	78-66
N23	Texas-San Antonio	W	80-40
N27	2-vs. UAB	L	62-61
N28	2-vs. Coppin State	W	103-74
D2	at Mississippi	L	77-75
D7	Jackson State	W	103-37
D13	at Georgia	L	88-79
D19	at Miami (Fla.)	L	62-60
D28	1-Denver	W	80-52
D29	1-Stephen F. Austin	W	91-72
J2	Iowa State	L	81-60
J6	at Texas Tech	L	93-69
J9	at Colorado	L	63-62
J13	Oklahoma State	W	74-58
J16	Baylor	W	86-65
J23	at Texas	L	81-73
J27	Texas Tech	L	89-87
J30	at Nebraska	L	85-62
F3	Texas	W	71-69

F6	at Texas A&M	W	83-71
F10	at Oklahoma State	W	61-53
F13	Kansas State	W	79-58
F17	at Baylor	W	76-67
F20	at Kansas	L	88-84
F24	Texas A&M	W	95-69
F27	Missouri	L	73-64
M2	3-vs. Oklahoma State	L	70-56
M12	4-vs. at Wichita State	W	75-67
M14	4-vs. at Arkansas	L (OT)	97-93

1-Bertha Teague Classic, Norman, Okla.
 2-Cancun Tournament, Cancun, Mexico
 3-Big 12 Tournament, Kansas City, Mo.
 4-WNIT Tournament hosted at home sites.

» 1999-2000

Record: 25-8, 13-3 Big 12
 Home 13-2, Away 11-2, Neutral 1-4
 Head Coach: Sherri Coale

NCAA Sweet 16 and Big 12 Champions			
Ranked: No. 18 AP and No. 13 Coaches			
N19	2-vs. Arizona [24/25]	L	75-59
D20	2-at Hawaii	W	67-53
D21	2-vs. Tennessee Tech	L	74-64
D28	1-Oral Roberts	W	83-66
D29	1-Tulsa	W	93-70
D2	Sam Houston State	W	97-60
D5	at Stephen F. Austin	W	61-47
D7	at TCU	W	94-74
D11	Arkansas-Little Rock	W	102-72
D18	at Denver	W	69-62
D21	San Diego	W	84-39
D29	Connecticut [1]	L	84-68
J5	North Texas	W	86-63
J8	Texas Tech [13]	W	82-76
J12	Texas A&M	W	87-59
J15	at Baylor	W	87-66
J19	at Texas	W	76-73
J22	Colorado	W	76-73
J26	at Texas A&M	W	79-72
J29	at Missouri	W	76-71
F2	Baylor	W	87-59
F5	Nebraska	W	91-69
F8	at Iowa State [8/9]	L	71-56
F12	at Oklahoma State	W	93-69
F16	Texas	L	77-70
F19	at Texas Tech [8/12]	L	86-81
F22	at Kansas State	W	64-56
F26	Kansas [24/25]	W	88-69
M1	Oklahoma State	W	77-68
M8	3-vs. Texas	L	71-68
M18	4-vs. BYU	W	86-81
M20	4-at Purdue [15/13]	W	76-74
M25	5-vs. Connecticut [1]	L	102-80

1-Bertha Teague Classic, Norman, Okla.
 2-Hawaiian Regent Classic, Honolulu, Hawaii
 3-Big 12 Tournament, Kansas City, Mo.
 4-NCAA 1st & 2nd Rounds, West Lafayette, Ind.
 5-NCAA Regional, Richmond, Va.

» 2000-01

Record: 28-6, 15-1 Big 12
 Home 13-1, Away 12-2, Neutral 3-3
 Head Coach: Sherri Coale

NCAA Sweet 16 and Big 12 Champions			
N17	1-vs. Tulsa	W	80-49
N18	1-at ORU	W	87-56
N22	2-vs. Georgia [6]	L	94-70
N24	2-at Wisconsin [19]	L	97-77
D1	SW Missouri State [13]	W	89-82
D5	at Arkansas-Little Rock	W	86-45
D9	SMU	W	101-71
D16	at SW Missouri State [21/18]	L	69-61
D18	North Texas	W	75-61
D21	at San Diego	W (2OT)	65-63

D27	Stanford [17/21]	W (OT)	102-98
J3	at Colorado	W	89-69
J6	Iowa State [7/6]	L	81-79
J10	Texas [14/15]	W	85-74
J13	at Baylor [23/NR]	W	90-87
J17	Texas A&M	W	97-84
J21	3-at North Carolina	W	94-77
J24	at Kansas	W	88-64
J28	Texas Tech [9/8]	W	84-66
J31	at Texas A&M	W	93-70
F3	Missouri	W	82-62
F7	at Nebraska	W	84-62
F10	at Oklahoma State	W	76-47
F14	Kansas State	W	79-60
F17	at Texas Tech [14/11]	W	80-75
F21	Baylor [24/NR]	W	86-76
F24	Oklahoma State	W (OT)	88-83
F28	at Texas [NR/22]	W	65-54
M7	4-vs. Kansas	W	80-61
M8	4-vs. Colorado [20/21]	W	102-93
M10	4-vs. Iowa State [13/10]	L	68-65
M14	5-Oral Roberts	W	70-64
M19	5-Stanford	W	67-50
M24	6-Washington	L	84-67

1-Bertha Teague Classic, Tulsa, Okla.
 2-Coaches vs. Cancer, Madison, Wis.
 3-Big 12/ACC Challenge, Chapel Hill, N.C.
 4-Big 12 Tournament, Kansas City, Mo.
 5-NCAA Tournament, Norman, Okla.
 6-NCAA West Regional, Spokane, Wash.

» 2001-02

Record: 32-4, 14-2 Big 12
 Home 14-0, Away 7-3, Neutral 11-1
 Head Coach: Sherri Coale

NCAA National Runner-Up and Big 12 Champs			
N11	1-vs. Purdue [11/9]	W	80-75
N17	2-vs. Oral Roberts	W	73-38
N18	2-vs. Tulsa	W	75-52
N23	3-vs. Butler	W	90-44
N24	3-vs. North Texas	W	83-68
N27	TCU	W	76-60
N29	Wichita State	W	89-68
N5	at SMU	W	91-70
D8	Montana State	W	86-62
D16	4-Illinois	W	91-69
D22	at Connecticut [1]	L	86-72
J2	Colorado [16/14]	W	78-67
J5	at Texas Tech [9/11]	W	80-68
J9	Oklahoma State	W	65-48
J12	at Baylor [12/11]	W	82-73
J15	at Iowa State [14/9]]	L	82-66
J19	Texas [12]	W	89-69
J26	at Texas A&M	W	72-40
J29	at Oklahoma State	W	66-58
F2	Kansas	W	79-57
F5	Baylor [10/11]	W	69-60
F9	Texas A&M	W	67-51
F13	at Kansas State [12]	W	76-68
F16	Nebraska	W	81-47
F19	at Texas [15/14]	L (OT)	68-62
F23	at Missouri	W	90-70
F27	Texas Tech [15]	W	75-56
M6	5-vs. Oklahoma State	W	87-56
M7	5-vs. Kansas State [13/12]	W	69-49
M9	5-vs. Baylor [7]	W	84-69
M16	6-Hartford	W	84-52
M18	6-Villanova	W	66-53
M23	7-vs. Texas Tech [12]	W	72-62
M25	7-vs. Colorado [17]	W	94-60
M29	8-vs. Duke [3]	W	86-71
M31	8-vs. Connecticut [1]	L	82-70

1-State Farm Tip-Off Classic, Durham, N.C.
 2-Bertha Teague Classic, Stillwater, Okla.
 3-UTSA Tournament, San Antonio, Texas

YEAR-BY-YEAR RESULTS

4-Big 12/Big 10 Challenge, Norman, Okla.
 5-Big 12 Tournament, Kansas City, Mo.
 6-NCAA 1st & 2nd Rounds, Norman, Okla.
 7-NCAA West Regional, Boise, Idaho
 8-NCAA Final Four, San Antonio, Texas

» 2002-03

Record: 19-13, 9-7 Big 12
 Home 8-5, Away 7-6, Neutral 4-2
 Head Coach: Sherri Coale
 NCAA First Round

N11	1-at Tennessee [2]	L	94-68
N22	2-at Tulsa	W	65-61
N23	2-vs. Oral Roberts	W	70-42
N26	Sam Houston State	W	79-52
N29	3-Fordham	W	90-62
N30	3-North Carolina [12/11]	W	66-63
D1	3-Connecticut [5/4]	L	73-60
D5	Stephen F. Austin	W	77-55
D9	at Wichita State	W	70-64
D14	at TCU	W	68-64
D21	SMU	L	71-68
D28	Southeast Missouri State	W	87-59
J3	at Stanford	L	58-38
J11	at Nebraska	W	57-43
J15	Texas Tech [7]	L	80-71
J18	Texas A&M	W	77-39
J22	at Kansas	W	61-49
J26	at Baylor	W	65-64
J29	Texas [11/13]	L	60-54
F1	Kansas State [3]	L	74-45
F5	at Texas A&M	L	69-61
F9	Oklahoma State	W	87-71
F12	Baylor	W	78-64
F16	at Colorado	L	61-57
F19	at Texas Tech [8/9]	L	59-48
F22	Iowa State	W	61-48
F26	Missouri	W	74-69
M1	at Oklahoma State	W	71-57
M5	at Texas [5/7]	L	78-66
M11	4-vs. Nebraska	W	71-52
M12	4-vs. Colorado	L	73-68
M23	5-G. Washington [25]	L	71-61

1-State Farm Tip-Off Classic, Knoxville, Tenn.
 2-Bertha Teague Classic, Tulsa, Okla.
 3-Rainbow Wahine Classic, Honolulu, Hawaii
 4-Big 12 Tournament, Dallas, Texas
 5-NCAA 1st & 2nd Rounds, Norman, Okla.

» 2003-04

Record: 24-9, 9-7 Big 12
 Home 10-3, Away 7-5, Neutral 7-1
 Head Coach: Sherri Coale
 NCAA Second Round, Big 12 Champions

N22	1-Oral Roberts	W	90-48
N24	Southeast Missouri State	W	83-48
N28	2-vs. Siena	W	85-70
N29	2-at Pepperdine	W	95-77
D3	at SMU	W	85-63
D7	Utah [19/23]	W	73-65
D10	at Montana State	W	90-59
D13	at Stephen F. Austin	W	79-52
D21	3- Tennessee [2]	L	71-55
D28	Illinois	W	70-53
D30	Wichita State	W	89-50
J7	Nebraska	W	70-51
J10	at Texas [3]	L	63-58
J14	at Texas A&M	W (OT)	65-56
J17	Oklahoma State	W	87-37
J20	at Iowa State	L	69-61
J24	Baylor [19/24]	L	74-67
J28	at Missouri	L	77-65
J31	at Kansas State [12]	L	74-65
F7	Texas A&M	W	56-46
F10	at Texas Tech [7]	W	68-62
F14	Kansas	W	83-59

F18	Colorado [13]	W	78-58
F21	at Baylor [19/24]	L	77-62
F25	Texas Tech [8/9]	W	64-53
F28	at Oklahoma State	W	78-44
M2	Texas [3/4]	L	57-54
M9	4-vs. Texas A&M	W	60-47
M10	4-vs. Colorado [13]	W	63-56
M11	4-vs. Kansas State [8]	W	78-66
M13	4-vs. Texas [2]	W	66-47
M20	5-vs. Marist	W	58-45
M22	5-vs. Stanford	L	68-43

1 - Bertha Teague Classic (Oklahoma City, Okla.)
 2 - Pepperdine Invitational (Malibu, Calif.)
 3 - Big 12 / SEC Challenge (Norman, Okla.)
 4 - Big 12 Tournament (Dallas, Texas)
 5 - NCAA 1st & 2nd Rounds (Tempe, Ariz.)

» 2004-05

Record: 17-13, 8-8 Big 12
 Home 9-4, Away 5-5, Neutral 3-4
 NCAA First Round

N19	Southeast Missouri State	W	84-62
N21	Texas State	W	76-57
N26	1-vs. Akron	W	88-40
N27	1-vs. Iowa	L	54-47
D2	Lamar	W	60-42
D4	2-vs. Tulsa	L	67-59
D9	at TCU [23/25]	L	81-65
D11	SMS (SSN)	W	74-71
D18	3-vs. Louisiana Tech	W	86-59
D21	at Utah [25/NR]	W	72-59
D29	Henderson State	W	87-44
J5	at Texas Tech [13/12]	L	70-64
J9	Texas A&M	W	73-53
J16	at Baylor [2/3]	L	78-68
J19	Oklahoma State	W	70-43
J22	at Texas A&M	W	63-51
J26	Texas [15]	L (OT)	83-71
J29	Iowa State [18/17]	L	73-60
F2	at Kansas	W	65-49
F6	at Nebraska	L	70-51
F9	Baylor [8/7]	L	73-72
F13	Kansas State [16]	W	77-61
F16	at Colorado	W	77-61
F19	Missouri	W	73-59
F23	Texas Tech [14]	L	83-70
F26	at Texas [13]	L	72-36
M3	at Oklahoma State	W	69-58
M8	4-vs. Texas A&M	W	86-65
M9	4-vs. Texas [11/12]	L	65-59
M20	5-vs. Arizona [10/12]	L	72-69

1 - Junkano Jam (Grand Bahama Island)
 2 - Bertha Teague Classic (Tulsa, Okla., at ORU)
 3 - Nike Classic (Eugene, Ore.)
 4 - Big 12 Tournament (Kansas City, Mo.)

» 2005-06

Record: 31-5, 16-0 Big 12
 Home 12-1, Away 12-3, Neutral 7-1
 NCAA Sweet 16, Big 12 Regular & Postseason

N11	1- Wisconsin-Milwaukee	W	89-57
N13	1- SMU	W	80-43
N16	1- at New Mexico	W	74-63
N20	1- at Connecticut [7/9]	L	82-62
N25	2- vs. Iowa	W	85-68
N26	2- at San Francisco	W	53-51
N30	TCU	W	77-63
D3	3- vs. Oral Roberts	W	107-76
D5	UCLA (22)	W	83-78
D10	at Missouri State	W	68-57
D18	at Illinois	L	86-75
D21	Michigan State [11/13]	L	80-60
D30	at New Mexico [16]	W	83-70
J4	at Iowa State	W	87-67
J7	Colorado	W	84-61

J9	Ohio State [10]	L	75-71
J14	at Oklahoma State	W	85-51
J18	Texas Tech	W	63-57
J21	at Baylor [8]	W	73-70
J25	Texas	W	75-57
J28	at Texas A&M	W	81-72
J31	Oklahoma State	W	70-54
F4	at Missouri	W	88-73
F8	Kansas	W	86-57
F12	Baylor [11]	W (OT)	81-77
F15	at Texas	W	61-54
F18	Texas A&M [21]	W	73-54
F21	at Kansas State	W	78-64
F26	Nebraska	W	73-45
M1	at Texas Tech	W	60-59
M8	4- Iowa State	W	78-74
M9	4- Missouri	W	75-54
M11	4- Baylor [10]	W	72-61
M18	5- Pepperdine	W	78-66
M20	6- BYU [18/16]	W	86-70
M25	7- Stanford [13/14]	L	88-74

1 - Preseason WNIT (Campus sites)
 2 - Odwalla Classic (San Francisco, Calif.)
 3 - Bertha Teague Classic (Stillwater, Okla.)
 4 - Big 12 Championship (Dallas)
 5 - NCAA Tournament First Round (Denver)
 6 - NCAA Tournament Second Round (Denver)
 7 - NCAA Tournament Sweet 16 (San Antonio)

» 2006-07

Record: 28-5, 13-3 Big 12
 Home 12-1, Away 12-3, Neutral 7-1
 NCAA Sweet 16

N12	DePaul [20]	W	105-71
N17	1- Eastern Kentucky	W	92-79
N18	1- at Hawaii	W	76-56
N21	at UCLA [21]	W	77-68
N29	at Lamar	W	79-44
D2	at Tulsa	W	72-49
D7	at South Carolina	W	78-51
D10	Arkansas-Pine Bluff	W	87-42
D17	Northern Colorado	W	82-36
D20	Ohio State [8]	L	74-67
D30	2- New Mexico [25]	W	80-58
J3	Kansas State	W	78-58
J6	Nebraska	W	77-69
J10	Baylor [9]	W	76-63
J17	at Oklahoma State	W	76-60
J20	at Colorado	W	82-67
J22	Texas Tech	W (2OT)	86-81
J24	Iowa State	W	69-49
J27	Texas A&M [21]	L	54-52
J31	at Texas	L	67-62
F4	Oklahoma State	W	78-63
F10	Texas A&M [16]	L	78-68
F12	Texas	W	78-58
F17	Texas Tech	W	70-67
F21	Kansas	W	76-70
F25	Missouri	W	72-57
F28	Baylor [16]	W	88-61
M7	3- Texas	W	67-58
M8	3- Baylor [18]	W	78-64
M10	3- Iowa State	W	67-60
M17	4- Southeast Mo. State	W	74-60
M19	4- Marquette [22]	W	78-47
M25	5- Mississippi	L	90-82

1 - Waikiki Beach Marriott Classic, Honolulu
 2 - at Cox Convention Center, Oklahoma City
 3 - Big 12 Championship, Oklahoma City
 4 - NCAA 1st and 2nd Rounds, Austin, Texas
 5 - NCAA Sweet 16, Dayton, Ohio

YEAR-BY-YEAR RESULTS

» 2007-08

Record: 22-9, 11-5 Big 12
Home: 11-2, Away: 8-3, Neutral: 3-4
NCAA Second Round

N11	1 - vs. Maryland [4/4]	L	76-66
N15	2 -vs. Tennessee [1/1]	L	70-67
N22	3 - vs. Arizona State [14/13]	W	69-57
N23	3 - vs. Mississippi State	W	88-73
N27	North Texas	W	79-42
D2	Arkansas State	W	93-36
D5	at Illinois	W	77-67
D8	at Tulsa	W	67-47
D16	at Michigan State [21/21]	W	66-55
D20	Central Arkansas	W	121-48
D30	South Carolina	W	95-63
J9	at Iowa State	W	67-64
J12	at Okla. State [25/24]	L	82-63
J16	Nebraska	W	80-72
J20	Baylor [6/7]	L	84-73
J23	Texas Tech	W	78-39
J27	Georgia [17/14]	W	65-57
J30	Kansas	W	67-51
F3	at Texas [25/25]	W	74-58
F6	at Missouri	W	64-57
F9	Colorado	W	82-66
F12	Texas A&M [20/20]	W	68-56
F17	at Baylor [8/8]	L	79-59
F20	at Kansas State [15/15]	W	68-65
F23	Oklahoma St. [16/17]	W	81-71
F27	at Texas Tech	W	65-55
M2	Texas	L	65-50
M6	at Texas A&M [16/17]	L	73-59
M11	4 - Missouri	L (OT)	70-64
M23	5 - Illinois State	W	69-61
M25	5 - Notre Dame	L (OT)	79-75

- 1 - State Farm Classic (Chapel Hill, N.C.)
- 2 - ESPNU Invitational (Tampa, Fla.)
- 3 - Caribbean Challenge (Cancun, Mexico)
- 4 - Big 12 Championship (Kansas City, Mo.)
- 5 - NCAA 1st and 2nd Rounds (W. Lafayette, Ind.)

» 2008-09

Record: 32-5, 15-1 Big 12
Home: 16-1, Away: 9-2, Neutral: 7-2
Big 12 Champions and NCAA Final Four

N15	1-UC Riverside	W	88-57
N19	1-Middle Tennessee	W	85-65
N21	1-Arizona State [18/17]	W	70-57
N23	1-North Carolina [4/3]	L	79-80
N26	Marist	W	83-57
N30	at Connecticut [1/1]	L	106-78
D3	Creighton	W	69-49
D7	at Arkansas State	W	87-57
D12	2-CS-Bakersfield	W	105-84
D13	2-California [9/7]	W	86-75
D21	Tulsa	W	94-42
D30	at Saint Louis	W	87-61
J4	N.C. Central	W	89-25
J10	at Nebraska	W	77-56
J14	Kansas State [17/14]	W	64-48
J18	Texas A&M [8/6]	W	71-59
J21	at Colorado	W	72-58
J25	Texas [14/16]	W	89-69
J28	at Baylor [4/3]	W	56-51
J31	Missouri	W	78-56
F2	3-Tennessee [12/15]	W	80-70
F8	at Oklahoma State	W	93-75
F11	Iowa State [16/20]	W	58-49
F14	at Kansas	W	69-54
F17	at Texas Tech	W	80-72
F21	Baylor [5/5]	W	66-58
F23	at Texas A&M [12/14]	L	57-56
F28	Okla. State	W	73-63
M4	Texas Tech	W	61-49
M8	at Texas [15/16]	W	74-62

M13	4-Kansas	W	76-59
M14	4-Texas A&M [10/9]	L	74-62
M22	5-(16) Prairie View	W	76-47
M24	5-(9) Georgia Tech	W	69-50
M29	6-(4) Pittsburgh [15/16]	W	70-59
M31	6-(6) Purdue	W	74-68
A5	7-(3) Louisville [7/7]	L	61-59

- 1-Preseason WNIT, Norman, Okla.
- 2-Basketball By the Bay Classic, San Jose, Calif.
- 3-At the Ford Center, Oklahoma City
- 4-Big 12 Championship, Oklahoma City
- 5-NCAA 1st and 2nd Rounds, Iowa City, Iowa
- 6-NCAA Oklahoma City Regional, Ford Center
- 7-NCAA Final Four, Scottrade Center, St. Louis

» 2009-10

Record: 27-11, 11-5 Big 12
Home: 13-3, Away: 8-5, Neutral: 6-3
NCAA Final Four

N13	Mercer	W	108-66
N15	Georgia (21)	L	62-51
N21	TCU	W	74-70
N26	1-South Carolina	W	75-67
N27	1-San Diego St. (23)	W	87-48
N28	1-Notre Dame (5)	L	81-71
D3	UT Arlington	W	100-67
D5	Arkansas	W (OT)	87-86
D9	Marist	W (OT)	80-71
D10	Army	W	59-46
D20	Creighton	W	67-58
D30	Cal State Fullerton	W	95-76
J3	Tennessee (4)	L	96-75
J9	Texas Tech	W	73-58
J13	Baylor (9)	L	57-47
J17	Texas A&M (8)	W	74-65
J20	Missouri	W	62-61
J23	Kansas	W	81-69
J27	Iowa State (22)	L	63-56
J30	Texas Tech	W	70-66
F3	Texas (17)	L	75-57
F6	Oklahoma State (10)	W	77-66
F10	Baylor (11)	W (OT)	62-60
F15	Connecticut (1)	L	76-60
F21	Kansas State	W	64-58
F24	Nebraska(3)	L	80-64
F27	Texas (14)	W	75-60
M2	2-Texas A&M (15)	L	78-55
M7	Oklahoma State (20)	W	95-62
M12	2-Baylor (16)	W	59-54
M13	2-Oklahoma State (20)	W	74-69
M14	2-Texas A&M (11)	L	74-67
M21	3-(14) South Dakota St.	W	68-57
M23	3-(11) UALR	W	60-44
M28	4-(2) Notre Dame (7) W (OT)	L	77-72
M30	4-(4)Kentucky (19)	W	88-68
A4	5-(1) Stanford (2)	L	73-66

- 1-U.S. Virgin Islands Paradise Jam, St. Thomas
- 2-Big 12 Championship, Kansas City
- 3-NCAA First & Second Rounds, Norman, Okla.
- 4-NCAA Regional, Kansas City
- 5-NCAA Women's Final Four, San Antonio

» 2010-11

Record: 23-12, 10-6 Big 12
Home: 15-8, Away: 5-8, Neutral: 3-2
NCAA Sweet 16

N13	at Milwaukee	W	76-59
N19	Western Illinois	W	84-43
N22	Fresno State	W	84-66
N26	1-UT Pan-American	W	116-66
N27	1-Gardner-Webb	W	84-75
N28	1-Prairie View A&M	W	78-55
D1	Sam Houston State	W	94-45
D5	at Ohio State	L	84-95
D8	Stephen F. Austin	W	84-75

D12	New Mexico	W	63-60
D19	at Arkansas	L	57-67
D29	Arkansas-Pine Bluff	W	118-52
J2	at TCU	L	69-76
J8	at Nebraska	W	70-50
J12	Kansas State	W	52-45
J16	at Texas	W (OT)	71-67
J19	Texas Tech	W	71-61
J23	at Kansas	W	75-57
J26	Texas A&M	L	78-80
J29	at Oklahoma State	W	82-77
F2	at Baylor	L	70-92
F5	Iowa State	W	65-62
F9	at Texas A&M	L	71-92
F12	Missouri	W	69-47
F14	at UConn	L	45-86
F19	Texas	W	91-62
F23	at Colorado	L	68-73
F27	Baylor	W	81-82
M2	Oklahoma State	L	81-66
M5	at Texas Tech	W	56-61
M9	2-vs Texas Tech	W	71-69
M11	2-vs Texas A&M	L	68-81
M22	3-vs Miami	W	88-83
M26	4-vs Notre Dame	L	53-78

- 1 - Basketball Travelers Invitational (Norman, Okla.)
- 2 - Big 12 Championship (Kansas City, Mo.)
- 3 - NCAA First/Second Rounds (Charlottesville, Va.)
- 4 - NCAA Regional Semifinal (Dayton, Ohio)

» 2011-12

Record: 21-13, 11-7 Big 12
Home: 11-5; Away: 5-7; Neutral: 5-1
NCAA Second Round

N13	Sacramento State	W	117-55
N19	at New Mexico	W	58-56
N25	1-Liberty	W	76-45
N26	1-Vanderbilt	L	66-78
D4	Ohio State [18/17]	L	63-69
D8	Fresno State	L	66-69
D11	Milwaukee	W	72-50
D18	2-Ohio	W	89-57
D19	2-Syracuse	W	82-63
D20	2-Xavier	W	73-51
D28	TCU	W	82-54
J4	Iowa State	W	80-51
J8	Texas A&M [9/8]	L	58-75
J11	Texas Tech [10/14]	W	71-68
J14	Oklahoma State	L	63-66
J17	Kansas State [23/22]	W	65-57
J21	at Texas	W	73-67
J26	Baylor [1/1]	L	58-89
J28	Missouri	W	62-59
J31	Kansas [NR/25]	W (OT)	74-68
F4	Oklahoma State	W	80-71
F6	Baylor [1/1]	L	54-81
F11	Missouri	W	64-60
F13	Connecticut [2/3]	L	55-73
F15	Kansas State	W	68-62
F18	Iowa State	W	71-67
F21	Texas A&M [14/11]	W	64-55
F25	Texas	L	62-87
F29	Texas Tech	W	71-62
M4	Kansas	L	77-83
M8	3-Missouri	W	64-55
M9	3-Texas A&M [22/14]	L	66-79
M18	4-Michigan	W	88-67
M20	4-St. John's [21/14]	L	70-74

- 1 - Vanderbilt Tournament, Nashville, Tenn.
- 2 - Duel in the Desert, Las Vegas, Nev.
- 3 - Big 12 Championship, Kansas City
- 4 - NCAA First and Second Rounds, Norman

YEAR-BY-YEAR RESULTS

» 2012-13

Record: 24-11, 11-7 Big 12
Home: 13-4, Away: 6-5, Neutral: 5-2
NCAA Sweet 16

N10	at Creighton	W	69-48
N14	UCLA	L	80-86
N18	SAINT LOUIS	W	68-33
N23	1-vs Arkansas	W	73-70
N24	1-vs Oregon	W	100-61
N25	1-at Hawai'i	W	74-49
N29	NORTHWESTERN STATE	W	96-35
D2	MARIST	W	68-55
D6	NORTH TEXAS	W	71-68
D16	WANDERBILT	L	63-76
D20	UC RIVERSIDE	W	70-46
D29	CSU NORTHDRIDGE	W	79-57
J2	WEST VIRGINIA	W	71-68
J5	at Texas	W	78-70
J9	at TCU	W	85-79
J12	TEXAS TECH	W	65-55
J15	at Iowa State	L	61-82
J19	TEXAS	W	69-56
J26	at Baylor	L	65-82
J30	TCU	W	74-53
F3	at West Virginia	L	63-82
F6	at Kansas State	W	74-68
F10	OKLAHOMA STATE	W	80-61
F14	IOWA STATE	L	68-72
F17	at Kansas	L	71-81
F20	KANSAS STATE	W	72-57
F23	at Oklahoma State	L	62-83
F25	BAYLOR	L	64-86
M2	KANSAS	W	85-77
M4	at Texas Tech	W	77-73
M9	2-vs West Virginia	W	65-64
M10	2-vs Iowa State	L	60-79
M23	3-vs Central Michigan	W	78-73
M25	3-vs UCLA	W	85-72
M31	4-vs Tennessee	L	59-74

- 1 - Rainbow Wahine Showdown (Honolulu, Hawai'i)
- 2 - Big 12 Championship (Dallas, Texas)
- 3 - NCAA First and Second Rounds (Columbus, Ohio)
- 4 - NCAA Regional (Oklahoma City, Okla.)

» 2013-14

Record: 18-15, 9-9 Big 12
Home: 14-5, Away: 4-8, Neutral: 0-2
NCAA First Round

N8	1-Stetson	W	78-60
N10	1-Wichita State	W	89-70
N14	1-(25) Gonzaga	W	82-78
N17	1-(6) Louisville	L (OT)	92-97
N20	UT-Arlington	W	99-46
N24	at UCLA	L	76-82
D1	Creighton	W	80-52
D4	Western Illinois	W	97-80
D8	(2) Duke	L	85-94
D15	UMES	W	105-46
D18	2-at Fairfield	W	79-51
D21	at Marist	L	69-76
D29	Samford	W	66-35
J2	at Texas Tech	W	68-38
J5	(14) Iowa State	L (OT)	75-82
J8	at Texas	L (OT)	74-79
J11	Kansas State	W	61-50
J18	at West Virginia	L	63-77
J21	at (20) Iowa State	W	75-54
J25	TCU	W	63-52
J29	at Kansas State	L	78-86
F1	(11) Oklahoma State	W	81-74
F3	(7) Baylor	L	67-81
F9	at Kansas	W	81-71
F13	(13) West Virginia	L	75-76
F16	at (12) Oklahoma State	L	57-73
F19	Texas	W	64-63
F22	Kansas	W	64-61
F24	at (5) Baylor	L	89-96
M1	at TCU	L	67-76
M3	Texas Tech	W	87-32
M8	3-Texas	L	72-82
M22	4-(23) DePaul	L	100-104

- 1 - Preseason WNIT, Campus Sites (Norman, Okla.)
- 2 - At Webster Bank Arena, Bridgeport, Conn.
- 3 - Big 12 Championship, Chesapeake Energy Arena (Oklahoma City)
- 4 - NCAA First Round, Cameron Indoor Stadium (Durham, N.C.)

» 2014-15

Record: 21-12, 13-5 Big 12
Home: 12-1, Away: 6-8, Neutral: 3-3
NCAA Second Round

N14	Washington	W	90-80
N18	Lamar	W	100-73
N21	Bradley	W	104-55
N27	1-South Florida	L	68-83
N28	1-Kentucky	L (OT)	88-92
N29	1-Illinois	W(2OT)	78-76
D7	at North Texas	W	68-39
D14	at UALR	L	62-66
D17	at (13) Duke	L	72-92
D21	2-Arkansas	L	64-71
D30	Yale	W	71-54
J4	West Virginia	W	71-60
J7	at Kansas	W	69-57
J10	at Texas Tech	W	75-58
J14	(5) Texas	W	70-59
J17	at TCU	W	97-81
J19	Oklahoma State	W	73-54
J24	Texas Tech	W	70-64
J29	at (13) Texas	L (OT)	81-84
F1	at West Virginia	L	69-78
F4	Iowa State	W	75-66
F7	Kansas State	W	66-58
F11	at (3) Baylor	L	89-66
F14	TCU	W	77-54
F17	at Iowa State	L (OT)	76-84
F21	at Kansas State	W	73-64
F25	(3) Baylor	W	68-64
F28	Kansas	L	58-65
M2	at Oklahoma State	W	66-56
M7	3 - West Virginia	W	67-55
M8	3 - Texas	L	46-59
M21	4-Quinnipiac	W	111-84
M23	4-(17) Stanford	L	76-86

- 1 - Paradise Jam Tournament (Virgin Islands)
- 2 - SEC/Big 12 Challenge (Little Rock, Ark.)
- 3 - Big 12 Championship (Dallas, Texas)
- 4 - NCAA First and Second Round, Maples Pavilion (Stanford, Calif.)

» 2015-16

Record: 22-11, 11-7 Big 12
Home: 11-3 Away: 7-6, Neutral: 4-2
NCAA Second Round

N13	Winthrop	W	78-48
N16	North Texas	L	57-61
N19	BYU	W	73-47
N22	at Bradley	W	79-46
N26	1-vs. Utah	W	70-55
N28	1-vs. Boston College	W	76-61
D2	Little Rock	W	65-52
D6	at Washington	W	71-68
D9	at Tulsa	W	75-62
D13	UTSA	W	80-41
D20	2-vs. (18) Texas A&M	L	68-74
D30	Kansas	W	67-44
J3	at (4) Baylor	L	68-78
J6	at TCU	W	78-65
J10	Kansas State	W	68-58
J16	at Oklahoma State	L	42-73
J20	Texas Tech	W	92-53
J23	at (6) Texas	L	76-83
J27	West Virginia	W	57-54
J30	at Iowa State	W	77-71
F3	(25) Oklahoma State	L	69-71
F6	TCU	W	77-64

F9	at Kansas State	L	71-87
F14	(6) Texas	W	74-56
F17	at (24) West Virginia	L	55-63
F20	at Kansas	W	72-66
F22	(4) Baylor	L	70-78
F27	Iowa State	W	85-54
M1	at Texas Tech	W	70-60
M5	3-vs. Oklahoma State	W	61-43
M6	3-vs. (4) Baylor	L	57-84
M19	4-vs. Purdue	W	61-45
M21	4-at (12) Kentucky	L	58-79

- 1 - Junkanoo Jam (Freeport, Bahamas)
- 2 - SEC/Big 12 Challenge (Oklahoma City, Okla.)
- 3 - Big 12 Championship (Oklahoma City, Okla.)
- 4 - NCAA First and Second Rounds, Memorial Coliseum (Lexington, Ky.)

» 2016-17

Record: 23-10, 13-5 Big 12
Home: 14-2 Away: 6-5, Neutral: 3-3
NCAA Second Round

N13	Southern Illinois	W	80-48
N16	Little Rock	W	68-58
N19	at BYU	W	68-61
N23	South Dakota State	W	74-60
N27	Colorado State	W	70-55
D1	1-at (17) Kentucky	L	82-68
D4	Oral Roberts	L	74-67
D8	UTRGV	W	92-59
D11	Tulsa	W	85-68
D19	Xavier	W	81-69
D20	California	L	82-74
D21	Portland State	W	74-60
D29	at Kansas	W	84-54
J1	TCU	W	87-72
J4	(25) Kansas State	W (OT)	85-80
J8	at (17) West Virginia	L	83-73
J11	at Iowa State	W	67-57
J14	Texas Tech	W	66-45
J17	at (12) Texas	L	86-68
J22	Oklahoma State	W	68-62
J25	Iowa State	W	78-63
J29	at (2) Baylor	L	92-58
F1	Kansas	W	89-52
F4	at Oklahoma State	W	66-60
F7	West Virginia	W (2OT)	90-87
F11	Texas Tech	W	64-56
F18	(8) Texas	W	74-73
F21	Kansas State	L	79-71
F25	at TCU	W	73-64
F27	(2) Baylor	L	103-64
M4	3-West Virginia	L	82-58
M18	4-Gonzaga	W	75-62
M20	4-Washington	L	108-82

- 1 - SEC/Big 12 Challenge (Lexington, Ky.)
- 2 - Puerto Rico Classic (Las Vegas, Nev.)
- 3 - Big 12 Championship (Oklahoma City, Okla.)
- 4 - NCAA First and Second Rounds, Alaska Airlines Arena (Seattle, Wash.)

SOONER COACHES

» YEAR-BY-YEAR COACHING RECORDS

Year	Coach	Overall			Conference			Std.	Postseason
		W	L	Pct	W	L	Pct		
1974-75	Amy Dahl	2	14	.125	-	-	-		
1975-76	Cathie Schweitzer	3	14	.176	-	-	-		
1976-77	Cathie Schweitzer	4	20	.167	-	-	-		
1977-78	Cathie Schweitzer	20	12	.625	-	-	-		
1978-79	Doyle Parrack	13	16	.448	-	-	-		
1979-80	Doyle Parrack	17	16	.515	-	-	-		
1980-81	Maura McHugh	21	11	.656	-	-	-		
1981-82	Maura McHugh	17	14	.548	-	-	-		
1982-83	Maura McHugh	17	11	.607	7	7	.500	4th	
1983-84	Maura McHugh	22	10	.688	8	6	.571	3rd	WNIT (1-2)
1984-85	Maura McHugh	23	7	.767	10	4	.714	2nd	
1985-86	Maura McHugh	24	7	.774	10	4	.714	1st	NCAA Sweet 16 (2-1)
1986-87	Maura McHugh	18	10	.643	6	7	.462	t5th	
1987-88	Valerie Goodwin-Colbert	14	13	.519	7	7	.500	5th	
1988-89	Valerie Goodwin-Colbert	11	16	.407	4	10	.286	8th	
1989-90	Valerie Goodwin-Colbert	7	22	.241	2	12	.143	t7th	
1990-91	Gary Hudson	10	18	.357	4	9	.308	7th	
1991-92	Gary Hudson	17	12	.586	7	7	.500	4th	
1992-93	Gary Hudson	12	15	.444	6	8	.429	6th	
1993-94	Buri Plunkett	18	12	.600	7	7	.500	5th	WNIT Champions (3-0)
1994-95	Buri Plunkett	22	9	.710	11	3	.786	2nd	NCAA Second Round (1-1)
1995-96	Buri Plunkett	12	15	.444	4	10	.286	7th	
1996-97	Sherri Coale	5	22	.185	1	15	.063	t2th	
1997-98	Sherri Coale	8	19	.296	4	12	.250	9th	
1998-99	Sherri Coale	15	14	.517	8	8	.500	t5th	WNIT Second Round (1-1)
1999-00	Sherri Coale	25	8	.758	13	3	.813	1st	NCAA Sweet 16 (2-1)
2000-01	Sherri Coale	28	6	.824	15	1	.938	1st	NCAA Sweet 16 (2-1)
2001-02	Sherri Coale	32	4	.889	14	2	.875	1st	NCAA Runner-Up (5-1)
2002-03	Sherri Coale	19	13	.594	9	7	.563	t5th	NCAA First Round (0-1)
2003-04	Sherri Coale	24	9	.727	9	7	.563	6th	NCAA Second Round (1-1)
2004-05	Sherri Coale	17	13	.567	8	8	.500	t6th	NCAA First Round (0-1)
2005-06	Sherri Coale	31	5	.861	16	0	1.000	1st	NCAA Sweet 16 (2-1)
2006-07	Sherri Coale	28	5	.848	13	3	.813	t1st	NCAA Sweet 16 (2-1)
2007-08	Sherri Coale	22	9	.710	11	5	.688	t3rd	NCAA Second Round (1-1)
2008-09	Sherri Coale	32	5	.865	15	1	.938	1st	NCAA Final Four (4-1)
2009-10	Sherri Coale	27	11	.711	11	5	.688	t2nd	NCAA Final Four (4-1)
2010-11	Sherri Coale	23	12	.657	10	6	.625	t3rd	NCAA Sweet 16 (2-1)
2011-12	Sherri Coale	21	13	.618	11	7	.611	t2nd	NCAA Second Round (1-1)
2012-13	Sherri Coale	24	11	.686	11	7	.611	t2nd	NCAA Sweet 16 (2-1)
2013-14	Sherri Coale	18	15	.545	9	9	.500	t5th	NCAA First Round (0-1)
2014-15	Sherri Coale	21	12	.636	13	5	.722	2nd	NCAA Second Round (1-1)
2015-16	Sherri Coale	22	11	.667	11	7	.611	t4th	NCAA Second Round (1-1)
2016-17	Sherri Coale	23	10	.697	13	5	.722	3rd	NCAA Second Round (1-1)
TOTAL	8 Head Coaches	789	521	.602	318	224	.587	23 Postseason Appearances	

» CAREER COACHING RECORDS

Coach	Seasons	Years	Overall			Conference		
			W	L	PCT	W	L	PCT
Coale	1997-Present	21	465	227	.672	225	123	.647
McHugh	1981-87	7	142	70	.670	41	28	.594
Plunkett	1994-96	3	52	36	.591	22	20	.524
Parrack	1979-80	2	30	32	.484	-	-	-
Hudson	1991-93	3	39	45	.464	17	24	.415
Goodwin-Colbert	1988-90	3	32	51	.386	13	29	.310
Schweitzer	1976-78	3	27	46	.370	-	-	-
Dahl	1975	1	2	14	.125	-	-	-

RECORDS BY CONFERENCE

CONFERENCE/TEAM W L

DIVISION I

AMERICA EAST (2-0) W L

Hartford	1	0
New Hampshire	1	0

AMERICAN ATHLETIC (35-20) W L

Connecticut	0	10
Houston	2	0
Memphis	0	2
SMU	6	5
Tulane	1	1
Tulsa	26	2

ATLANTIC COAST (8-7) W L

Boston College	1	0
Duke	1	2
Georgia Tech	1	0
Louisville	0	2
Notre Dame	2	3
Pittsburgh	2	0
Syracuse	1	0

ATLANTIC 10 (6-3) W L

Dayton	1	0
Fordham	1	0
George Washington	0	2
La Salle	1	0
St. Joseph's	0	1
Saint Louis	2	0
VCU	1	0

ATLANTIC SUN (1-0) W L

Stetson	1	0
---------	---	---

BIG 12 (285-206) W L

Baylor	26	25
Iowa State	39	23
Kansas	37	30
Kansas State	38	25
Oklahoma State	61	40
Texas	25	29
TCU	21	4
Texas Tech	32	22
West Virginia	6	8

BIG EAST (10-3) W L

Butler	1	0
Creighton	5	0
DePaul	1	1
Marquette	1	0
St. John's	0	1
Villanova	1	0
Xavier	1	1

BIG SKY (7-4) W L

Eastern Washington	1	0
Montana	0	1
Montana State	2	1
Northern Arizona	1	1
Northern Colorado	1	0
Portland State	1	0
Sacramento State	1	0
Southern Utah	0	1

BIG SOUTH (2-0) W L

Gardner-Webb	1	0
Liberty	1	0
Winthrop	1	0

BIG TEN (41-35) W L

Illinois	3	1
Iowa	1	2
Maryland	0	1
Michigan	2	0
Michigan State	1	1
Minnesota	2	0
Nebraska	27	23
Ohio State	0	4
Penn State	1	1
Purdue	4	0
Rutgers	0	1
Wisconsin	0	1

BIG WEST (8-2) W L

Cal State Fullerton	1	0
Cal State Northridge	1	0
California-Riverside	2	0
Hawaii	3	1
UC Santa Barbara	1	1

COLONIAL (3-0) W L

Northeastern	1	0
James Madison	2	0

CONFERENCE USA (33-9) W L

Louisiana Tech	1	4
Middle Tennessee	2	0
North Texas	21	3
Old Dominion	0	1
Rice	2	0
UTSA	6	0
UAB	0	1
Western Kentucky	1	0

IVY (1-0) W L

Yale	1	0
------	---	---

HORIZON (3-0) W L

Milwaukee	3	0
-----------	---	---

METRO ATLANTIC (6-1) W L

Fairfield	1	0
Marist	4	1
Siena	1	0
Quinnipiac	1	0

MID-AMERICAN (3-0) W L

Akron	1	0
Central Michigan	1	0
Ohio	1	0

MEAC (3-0) W L

Howard	1	0
Maryland Eastern Shore	1	0
North Carolina Central	1	0

MISSOURI VALLEY (12-7) W L

Bradley	2	0
Drake	0	3
Illinois State	3	0
Missouri State	4	3
Northern Iowa	1	0
Southern Illinois	2	1

MOUNTAIN WEST (15-6) W L

Colorado State	3	1
Fresno State	1	1
New Mexico	9	2
San Diego State	1	1
UNLV	1	1

OHIO VALLEY (6-2) W L

Eastern Illinois	0	1
Eastern Kentucky	1	0
SE Missouri State	4	0
Tennessee Tech	1	1

PACIFIC 12 (35-53) W L

Arizona	0	2
Arizona State	2	1
California	1	3
Colorado	22	34
Oregon	1	0
Southern California	0	1
Stanford	2	5
UCLA	3	3
Utah	1	0
Washington	2	3
Washington State	1	1

PATRIOT (4-0) W L

Army	1	0
Boston University	1	0
Bucknell	1	0
Loyola (Md.)	1	0

SOUTHEASTERN (76-74) W L

Alabama	0	1
Arkansas	10	7
Georgia	1	4
Kentucky	1	3
Mississippi State	1	0
Ole Miss	1	2
Missouri	30	29
South Carolina	3	0
Tennessee	1	5
Texas A&M	27	21
Vanderbilt	1	2

SOUTHERN (2-1) W L

Chattanooga	0	1
Mercer	2	0
Samford	1	0

SOUTHLAND (16-6) W L

Abilene Christian	1	0
Central Arkansas	1	0
Lamar	2	0
McNeese State	2	1
Northwestern State	1	0
Sam Houston State	3	1
Southeastern Louisiana	1	0
Stephen F. Austin	5	4

SUMMIT (26-15) W L

Denver	2	0
Omaha	1	0
Oral Roberts	21	15
South Dakota State	2	0

SUN BELT (24-6) W L

Arkansas State	4	1
Georgia State	1	0
Little Rock	6	0
Louisiana-Monroe	2	2
Texas State	1	0
UT-Arlington	10	3

SWAC (16-3) W L

Arkansas-Pine Bluff	2	0
Grambling	1	0
Jackson State	1	0
Mississippi Valley State	0	1
Prairie View A&M	8	0
Southern	1	1
Texas Southern	3	1

WAC (10-2) W L

Cal State Bakersfield	1	0
New Mexico State	3	2
UMKC	1	0
UTRGV	5	0

WEST COAST (18-2) W L

BYU	5	1
Gonzaga	2	0
Loyola Marymount	1	1
Pepperdine	3	1
Portland	1	0
San Diego	4	0
San Francisco	1	0
UMKC	1	0

**Includes current Division I teams

RECORDS BY GAME LOCATION

TEAM/STATE W L

ARIZONA (1-3)

Arizona State	0	1
Northern Arizona	0	1
Marist	1	0
Stanford	0	1

ARKANSAS (6-8)

Arkansas	3	6
Arkansas State	1	1
Little Rock	1	1
Mercer	1	0

BAHAMAS (4-2)

Alabama	0	1
Akron	1	0
Boston College	1	0
Iowa	0	1
Utah	1	0
VCU	1	0

CALIFORNIA (14-11)

California	1	0
Cal State Bakersfield	1	0
Fresno State	0	1
Iowa	1	0
Loyola Marymount	1	1
Pepperdine	2	1
Quinnipiac	1	0
San Diego	2	0
San Diego State	0	1
Siena	1	0
Simon Fraser	1	0
Southern California	0	1
Stanford	0	2
UCLA	1	2
UC Santa Barbara	1	1

COLORADO (9-20)

BYU	1	0
Colorado	6	17
Denver	1	0
Iowa State	0	1
Kansas	0	1
Oklahoma State	0	1
Pepperdine	1	0

CONNECTICUT (1-4)

Connecticut	0	4
Fairfield	1	0

FLORIDA (6-8)

Boston University	1	0
Bucknell	1	0
Dayton	1	0
Iowa	0	1
James Madison	1	0
La Salle	1	0
Miami (Fla.)	0	2
New Hampshire	1	0
Old Dominion	0	1
Rutgers	0	1
St. Joseph's	0	1
Tennessee	0	1
Texas Tech	0	1

GEORGIA (0-2)

Georgia	0	2
---------	---	---

HAWAII (10-6)

Arizona	0	1
Arkansas	1	0
California	0	1
Connecticut	0	1
Eastern Kentucky	1	0
Fordham	1	0
Hawaii	3	1
Howard	1	0
North Carolina	1	0
Northern Arizona	1	0
Oregon	1	0
Penn State	0	1
Tennessee Tech	0	1

IDAHO (2-0)

Colorado	1	0
Texas Tech	1	0

ILLINOIS (4-1)

Bradley	1	0
Illinois	1	1
Illinois State	1	0
Southern Illinois	1	0

INDIANA (3-1)

BYU	1	0
Illinois State	1	0
Notre Dame	0	1
Purdue	1	0

IOWA (14-15)

Drake	0	1
Georgia Tech	1	0
Iowa State	12	14
Prairie View A&M	1	0

KANSAS (43-48)

Colorado	0	4
Colorado State	0	1
Kansas	15	17
Kansas State	16	14
Missouri	2	3
Nebraska	2	1
Oklahoma State	1	2
Simpson	1	0
Wichita State	4	5

KENTUCKY (3-2)

Middle Tennessee	1	0
Kentucky	0	2
Purdue	1	0
Western Kentucky	1	0

LOUISIANA (3-4)

Louisiana-Monroe	0	1
Louisiana Tech	0	2
Loyola (Md.)	1	0
McNeese State	1	0
Southeastern La.	1	0
Tulane	0	1

MEXICO (2-1)

Arizona State	1	0
Mississippi State	1	0
UAB	0	1

MICHIGAN (1-0)

Michigan State	1	0
----------------	---	---

MINNESOTA (1-0)

Minnesota	1	0
-----------	---	---

MISSISSIPPI (0-1)

Ole Miss	0	1
----------	---	---

MISSOURI (29-34)

Baylor	2	0
Colorado	1	1
Iowa State	2	1
Kansas	2	0
Kansas State	1	2
Louisville	0	1
Missouri	12	18
Missouri State	2	2
Omaha	1	0
NW Missouri State	0	1
Notre Dame	1	0
Oklahoma State	2	2
Saint Louis	1	0
Texas	0	2
Texas A&M	1	4
Wichita State	2	0

MONTANA (1-1)

Montana	0	1
Montana State	1	0

NEBRASKA (10-18)

Colorado	0	1
Creighton	2	0
Iowa State	0	1
Nebraska	8	16

NEVADA (6-1)

California	0	1
Ohio	1	0
Portland State	1	0
Syracuse	1	0
UNLV	1	0
Xavier	2	0

NEW MEXICO (8-2)

New Mexico	5	1
New Mexico State	2	1
UTSA	1	0

NEW YORK (3-2)

Army	1	0
Marist	1	1
Memphis	0	1
Northeastern	1	0

NORTH CAROLINA (2-3)

DePaul	0	1
Duke	0	1
Maryland	0	1
North Carolina	1	0
Purdue	1	0

OHIO (2-3)

Central Michigan	1	0
Notre Dame	0	1
Ole Miss	0	1
Ohio State	0	2
UCLA	1	0

OKLAHOMA (487-213)

Abilene Christian	1	0
Arizona State	1	0
Arkansas	6	2

Arkansas-Little Rock	4	0
Arkansas-Pine Bluff	2	0
Arkansas State	2	0
Baylor	12	12
Bradley	1	0
BYU	1	0
California-Riverside	2	0
Cal State Fullerton	1	0
Cal State Northridge	1	0
Cameron	4	0
Central Arkansas	1	0
Central Michigan	1	0
Central Missouri State	0	1
Central Oklahoma	4	5
Colorado	12	10
Colorado State	2	1
Connecticut	0	2
Creighton	2	0
Denver	1	0
DePaul	1	0
Drake	0	2
Duke	0	1
East Central (Okla.)	3	3
Eastern New Mexico	1	0
Emporia State	1	0
Fresno State	1	0
Gardner-Webb	1	0
George Washington	0	1
Georgia	1	1
Georgia State	1	0
Gonzaga	1	0
Grambling	1	0
Hartford	1	0
Henderson State	1	0
Houston	1	0
Illinois	2	0
Iowa State	24	5
Jackson State	1	0
Kansas	18	11
Kansas State	20	9
Lamar	2	0
Louisiana-Monroe	2	1
Louisiana Tech	0	1
Louisville	0	1
Marist	2	0
Maryland Eastern Shore	1	0
McNeese State	1	0
Mercer	1	0
Miami (Fla.)	1	0
Michigan	2	0
Michigan State	0	1
Middle Tennessee	1	0
Midwestern State	1	0
Milwaukee	2	0
Minnesota	1	0
Ole Miss	1	0
Mississippi Valley State	0	1
Missouri	16	9
UMKC	1	0
Missouri State	3	1
Montana State	1	0
Nebraska	16	6
New Mexico	4	1
New Mexico State	0	1
North Carolina	0	1
North Carolina Central	1	0
North Texas	12	1
Northeastern State	2	1
Northern Colorado	1	0
Northern Oklahoma	0	2
Northwestern State	1	0

RECORDS BY GAME LOCATION

NW Okla. State	2	6	Connecticut	0	1
Ohio State	0	2	Colorado	1	1
Oklahoma Baptist	4	0	Duke	1	0
Oklahoma Christian	1	0	Eastern Washington	1	0
Oklahoma City	9	0	Illinois State	1	0
Oklahoma State	59	34	Iowa State	0	1
Oral Roberts	21	15	Kansas State	1	0
Phillips	3	5	Lamar	1	0
Pittsburgh	1	0	Louisiana Tech	0	1
Rice	2	0	Marquette	1	0
Sacramento State	1	0	McNeese State	0	1
St. Gregory's	0	2	Memphis	0	1
St. John's	0	1	Midwestern State	1	0
Saint Louis	1	0	New Mexico State	1	0
Sam Houston State	3	1	North Texas	9	2
Samford	1	0	Penn State	1	0
San Diego	2	0	Pittsburgh	1	0
South Carolina	1	0	Prairie View A&M	3	0
South Dakota State	1	0	SE Missouri State	1	0
SE Missouri State	3	0	SMU	3	3
SE Okla. State	3	2	Stephen F. Austin	2	3
Southern Illinois	1	0	Texas	9	18
SMU	3	2	UT-Arlington	4	1
Stetson	1	0	UTSA	1	0
Southern	1	0	Texas A&M	10	11
Southern Nazarene	1	1	TCU	8	4
Southern Utah	0	1	Texas State	1	0
SW Okla. State	2	3	Texas Southern	1	0
Stanford	2	0	Texas Tech	14	13
Stephen F. Austin	3	1	Washington State	0	1
Tennessee	1	2	West Texas A&M	1	0
Texas	16	9	West Virginia	2	0
Texas A&M	17	5			
TCU	13	0	U.S. VIRGIN ISLANDS (3-3)		
Texas Rio Grande Valley	5	0	Illinois	1	0
Texas State	1	0	Kentucky	0	1
Texas Southern	3	0	Notre Dame	0	1
Texas Tech	17	9	San Diego State	1	0
Tulane	1	0	South Carolina	1	0
Tulsa	26	2	South Florida	0	1
UCLA	1	1			
UNLV	0	1	UTAH (1-2)		
USAO	0	5	BYU	1	1
UT-Arlington	6	2	Montana State	0	1
UTSA	3	0			
Utah	2	0	VIRGINIA (2-1)		
Vanderbilt	1	1	Connecticut	0	1
Villanova	1	0	James Madison	1	0
Washington	1	0	Miami (Fl.)	1	0
West Texas A&M	1	0			
West Virginia	4	4	WASHINGTON (5-3)		
Western Illinois	2	0	Notre Dame	1	0
Wichita State	7	1	Portland State	1	0
			Southern Illinois	0	1
			Utah	1	0
OREGON (2-0)			Washington	1	2
Oregon	2	0	Washington State	1	0
SOUTH CAROLINA (1-0)					
South Carolina	1	0	WASHINGTON, D.C. (1-1)		
			George Washington	0	1
			Illinois State	1	0
TENNESSEE (1-4)					
Arizona	0	1	WEST VIRGINIA (0-5)		
Liberty	1	0	West Virginia	0	5
Tennessee	0	2			
Vanderbilt	0	1	WISCONSIN (2-3)		
			Eastern Illinois	0	1
TEXAS (91-81)			Georgia	0	1
Arkansas State	1	0	Milwaukee	1	0
Baylor	12	12	Northern Iowa	1	0
California	0	1	Wisconsin	0	1
Chattanooga	0	1			

▶ LONGEST ACTIVE WINNING STREAK

Rk.	Opponent	No.	First Win	Last Win
1.	Texas Tech	13	March 9, 2011	Feb. 11, 2017
2.	Prairie View A&M	8	Nov. 29, 1991	Nov. 28, 2010
3.	TCU	6	Jan. 17, 2015	Feb. 25, 2017
	UTSA	6	Nov. 28, 1987	Dec. 13, 2015
4.	UTRGV	5	Nov. 25, 1989	Dec. 8, 2016
	Creighton	5	Dec. 2, 1985	Dec. 1, 2013
	Missouri	5	Jan. 31, 2009	Feb. 11, 2012
	New Mexico	5	Nov. 16, 2005	Nov. 19, 2011
	Stephen F. Austin	5	Dec. 29, 1999	March 23, 2015
	Wichita State	5	March 12, 1999	Nov. 10, 2013
5.	Kansas	4	Dec. 30, 2015	Feb. 1, 2017
	Iowa State	4	Jan. 30, 2016	Jan. 25, 2017
	Purdue	4	March 20, 2000	March 19, 2016
	San Diego	4	Jan. 4, 1982	Dec. 21, 2001
	SE Missouri State	4	Dec. 28, 2003	March 17, 2007

▶ LONGEST ACTIVE LOSING STREAK

Rk.	Opponent	No.	First Loss	Last Loss
1.	Connecticut	10	Dec. 29, 1999	Dec. 13, 2012
2.	Baylor	5	Jan. 3, 2016	Feb. 27, 2017
	Stanford	5	Jan. 3, 2003	March 23, 2015
3.	Ohio State	4	Jan. 9, 2006	Dec. 4, 2011

▶ MOST SERIES MEETINGS

Rk.	Opponent	No.	Record	Last Meeting
1.	Oklahoma State	101	61-40	March 5, 2016
2.	Kansas	67	37-30	Feb. 20, 2016
3.	Kansas State	63	38-25	Feb. 9, 2016
4.	Iowa State	62	39-23	Feb. 27, 2016
5.	Missouri	58	29-29	Feb. 11, 2012
6.	Colorado	56	22-34	Feb. 23, 2011
7.	Texas Tech	56	34-22	March 1, 2016
8.	Texas	54	25-29	Feb. 14, 2016
9.	Baylor	51	26-25	Feb. 27, 2017
10.	Nebraska	50	27-23	Jan. 8, 2011

▶ MOST SERIES WINS

Rk.	Opponent	GP.	Wins	Rec.	Last Meeting
1.	Oklahoma State	99	59	59-40	Feb. 4, 2017
2.	Kansas State	61	38	38-25	Feb. 21, 2017
	Iowa State	60	37	37-23	Jan. 25, 2017
4.	Kansas	65	35	35-30	Feb. 1, 2017
5.	Texas Tech	54	32	32-22	Feb. 11, 2017

▶ MOST SERIES LOSSES

Rk.	Opponent	GP.	Losses	Rec.	Last Meeting
1.	Oklahoma State	101	40	61-40	Feb. 4, 2017
2.	Colorado	56	34	22-34	Feb. 23, 2011
3.	Kansas	67	30	37-30	Feb. 20, 2016
4.	Missouri	58	29	29-29	Feb. 11, 2012
	Texas	54	29	25-29	Feb. 18, 2017

▶ HIGHEST WINNING PERCENTAGE (MIN. 10 MEETINGS)

Rk.	Opponent	GP.	Record	Pct.	Last Meeting
1.	Tulsa	28	26-2	.929	Dec. 11, 2016
2.	New Mexico	11	9-2	.818	Nov. 19, 2011
3.	North Texas	24	21-3	.875	Nov. 16, 2015
4.	TCU	25	21-4	.840	Feb. 25, 2017
5.	UT Arlington	13	10-3	.769	Nov. 20, 2013

INDIVIDUAL HONORS

» ALL-AMERICANS

Associated Press

- 2000 Phylesha Whaley, HM
- 2001 Stacey Dales, first team
- 2002 Stacey Dales, first team
- 2006 Courtney Paris, first team
- 2007 Courtney Paris, first team
- 2008 Courtney Paris, first team
- 2009 Courtney Paris, first team
- Ashley Paris, HM
- Danielle Robinson, HM
- 2010 Danielle Robinson, third team
- 2011 Danielle Robinson, third team
- 2013 Aaryn Ellenberg, HM
- 2014 Aaryn Ellenberg, HM

ESPN.com

- 2006 Courtney Paris, first team
- 2007 Courtney Paris, first team
- 2008 Courtney Paris, first team
- 2009 Courtney Paris, first team

Fast Break

- 1986 Vickie Green, HM

WBCA Coaches

- 2000 Phylesha Whaley, HM
- 2001 Stacey Dales, first team
- 2002 Stacey Dales, first team
- LaNeisha Caufield, HM
- 2005 Dionnah Jackson, HM
- 2006 Courtney Paris, first team
- 2007 Courtney Paris, first team
- 2008 Courtney Paris, first team
- 2009 Courtney Paris, first team
- 2010 Danielle Robinson, first team
- 2011 Danielle Robinson, HM
- 2014 Aaryn Ellenberg, HM

Real Sports Magazine

- 2001 LaNeisha Caufield, first team
- Stacey Dales, third team

USBWA

- 2000 Phylesha Whaley, first team
- 2001 Stacey Dales, first team
- 2002 Stacey Dales, first team
- 2006 Courtney Paris, first team
- 2007 Courtney Paris, first team
- 2008 Courtney Paris, first team
- 2009 Courtney Paris, first team

Women's Basketball Journal

- 1983 Molly McGuire, second team
- 2000 Phylesha Whaley, first team
- 2001 Stacey Dales, first team
- LaNeisha Caufield, third team
- 2002 Stacey Dales, first team
- LaNeisha Caufield
- 2006 Courtney Paris

Wooden All-American

- 2006 Courtney Paris
- 2007 Courtney Paris
- 2008 Courtney Paris
- 2009 Courtney Paris

Freshman All-American

- 1984 Mandy Miller, second team
- 1999 LaNeisha Caufield, first team

» NATIONAL AWARDS

All-America Coach

- 1986 Maura McHugh

AP Coach of the Year

- 2000 Sherri Coale, runner-up

AP Player of the Year

- 2007 Courtney Paris

Honda Sports Award

- 2009 Courtney Paris

Wooden Cup

- 2005 Dionnah Jackson, finalist
- 2016 Maddie Manning, semifinalist

U.N. NGO Positive Peace

- 2011 Sherri Coale and Jan Ross

World Neighbors Dignity Award

- 2012 Sherri Coale and Jan Ross

Naismith Coach of the Year

- 2001 Sherri Coale
- 2002 Sherri Coale

Naismith Player of the Year

- 2002 LaNeisha Caufield, finalist
- Stacey Dales, finalist
- 2006 Courtney Paris, finalist
- 2007 Courtney Paris, finalist
- 2008 Courtney Paris, finalist
- 2009 Courtney Paris, finalist

Nancy Lieberman Award

- 2009 Danielle Robinson, finalist
- 2010 Danielle Robinson, finalist
- 2011 Danielle Robinson, finalist

NCAA Oklahoma Woman of the Year

- 1997 Jenny Bramer
- 2000 Phylesha Whaley
- 2002 Stacey Dales

NCAA Woman of the Year

- 2000 Phylesha Whaley, finalist

USBWA Freshman of the Year

- 2006 Courtney Paris

Wade Trophy

- 1983 Molly McGuire, finalist
- 2006 Courtney Paris, finalist
- 2007 Courtney Paris, finalist
- 2008 Courtney Paris, finalist
- 2009 Courtney Paris, finalist
- 2010 Danielle Robinson, finalist

WBCA Administrator of the Year

- 2002 Marita Hynes, Associate AD/SWA

WBCA All-Star Challenge

- 2002 LaNeisha Caufield
- Stacey Dales
- 2005 Dionnah Jackson

WBCA All-State Good Works

- 2013 Whitney Hand

WBCA/ESPN 3-Point Contest

- 2002 Rosalind Ross

WBCA Coach of the Year

- 2006 Sherri Coale

WBCA Carol Eckman Award

- 2013 Jan Ross

WBCA Robin Roberts

Communicator Scholarship

- 2002 Stacey Dales

WBNS All-Freshman Team

- 2006 Courtney Paris

WBNS All-Defensive Team

- 2001 LaNeisha Caufield
- 2002 LaNeisha Caufield

WBNS Freshman of the Year

- 2006 Courtney Paris

WBNS Most Underrated

- 2006 Leah Rush

Women's Basketball Hall of Fame

- 2016 Sherri Coale

Women's Wooden Award

- 2006 Courtney Paris, finalist
- 2007 Courtney Paris, finalist
- 2008 Courtney Paris, finalist
- 2009 Courtney Paris, finalist

WBCA Player of the Month

- 2006 Courtney Paris, December
- Courtney Paris, March
- 2007 Courtney Paris, December
- Courtney Paris, February
- Courtney Paris, March
- 2009 Courtney Paris, December

» REGIONAL HONORS

WBCA District V Team

- 1983 Molly McGuire
- 1985 Jacquetta Hurley
- 1987 LaTrenda Phillips
- 1988 Jo Mosley
- 2000 Phylesha Whaley
- 2001 Stacey Dales
- 2002 LaNeisha Caufield
- Stacey Dales
- 2005 Dionnah Jackson
- 2006 Courtney Paris
- 2007 Courtney Paris
- 2008 Courtney Paris

INDIVIDUAL HONORS

- 2009 Courtney Paris
- 2010 Danielle Robinson
- 2011 Danielle Robinson
- 2014 Aaryn Ellenberg

WBCA District V Coach of the Year

- 1986 Maura McHugh
- 2000 Sherri Coale
- 2001 Sherri Coale
- 2006 Sherri Coale
- 2009 Sherri Coale

» ALL-CONFERENCE

First Team

Big 12 Conference

- 1998 Phylesha Whaley, So.
- 1999 Phylesha Whaley, Jr.
- 2000 Phylesha Whaley, Sr.
- 2001 Stacey Dales, Jr.
- 2002 Stacey Dales, Sr.
- 2005 Dionnah Jackson, Sr.
- 2006 Courtney Paris, Fr.
- 2007 Courtney Paris, So.
- 2008 Courtney Paris, Jr.
- 2009 Ashley Paris, Sr.
- Courtney Paris, Sr.
- Danielle Robinson, So.
- 2010 Danielle Robinson, Jr.
- Amanda Thompson, Sr.
- 2011 Danielle Robinson, Sr.
- 2012 Aaryn Ellenberg, So.
- Whitney Hand, Jr.
- 2013 Aaryn Ellenberg, Jr.
- 2014 Aaryn Ellenberg, Sr.
- 2015 Peyton Little, So.

Big Eight Conference

- 1983 Molly McGuire, Sr.
- 1985 Jacquetta Hurley, Jr.
- Vickie Green, Jr.
- LaTrenda Phillips, So.
- 1986 Jacquetta Hurley, Sr.
- LaTrenda Phillips, Jr.
- 1987 LaTrenda Phillips, Sr.
- 1989 Jo Mosley, Sr.
- 1990 Tami Rogers, Sr.
- 1996 Pam Pennon, Sr.

Second Team

Big 12 Conference

- 2000 LaNeisha Caufield, So.
- Stacey Dales, So.
- 2001 Caton Hill, So.
- LaNeisha Caufield, Jr.
- 2002 LaNeisha Caufield, Sr.
- 2003 Dionnah Jackson, So.
- Chelsi Welch, Fr.
- 2004 Dionnah Jackson, Jr.
- Maria Villarroel, Sr.
- 2006 Leah Rush, Jr.



► **Sherri Coale** is a four-time Big 12 Coach of the Year and was inducted into the Women's Basketball Hall of Fame in 2016.

- 2010 Nyeshia Stevenson, Sr.
- 2013 Joanna McFarland, Sr.
- 2014 Morgan Hook, Sr.
- 2015 Gioya Carter, So.
- Kaylon Williams, Jr.
- 2016 Kaylon Williams, Sr.
- 2017 Peyton Little, Sr.
- Vionise Pierre-Louis, Jr.

Big Eight Conference

- 1984 Lynn McCurdy, Sr.
- 1986 Vickie Green, Sr.
- 1988 Jo Mosley, Jr.
- 1989 Erika Notzke, Sr.
- 1991 Carin Stites, Jr.
- 1992 Carin Stites, Sr.
- 1994 Angi Guffy, Jr.
- Etta Maytubby, So.
- 1995 Pam Pennon, Jr.
- Mandy Wade, Sr.

Third Team

Big 12 Conference

- 2002 Caton Hill, Jr.
- Rosalind Ross, Sr.

Honorable Mention

Big 12 Conference

- 1997 Phylesha Whaley, Fr.
- 1999 LaNeisha Caufield, Sr.
- Stacey Dales, Sr.
- 2004 Caton Hill, Sr.
- 2006 Britney Brown, Jr.
- Erin Higgins, Jr.
- Chelsi Welch, Jr.
- 2007 Erin Higgins, Sr.
- Leah Rush, Sr.
- Chelsi Welch, Sr.
- 2008 Ashley Paris, Jr.
- Danielle Robinson, Fr.
- 2009 Whitney Hand, Fr.

- 2011 Aaryn Ellenberg, Fr.
- 2013 Nicole Griffin, Jr.
- Morgan Hook, Jr.
- 2014 Sharane Campbell, Jr.
- Nicole Griffin, Sr.
- 2015 Sharane Campbell-Olds, Sr.
- 2016 Peyton Little, Jr.
- 2017 Maddie Manning, Sr.
- Gabbi Ortiz, Jr.

Big Eight Conference

- 1983 Lynn McCurdy, Jr.
- 1985 Lisa Allison, So.
- 1986 Lisa Allison, Jr.
- Viki Streets, Sr.
- 1988 Margaret McKeon, So.
- 1992 Angi Guffy, Fr.
- 1995 Angi Guffy, Sr.
- Etta Maytubby, Jr.
- 1996 LaNae Jones, Sr.

Player of the Year

Big 12 Conference

- 2000 Phylesha Whaley, Sr.
- 2001 Stacey Dales, Jr.
- 2002 Stacey Dales, Sr.
- 2007 Courtney Paris, So.
- 2008 Courtney Paris, Jr.
- 2009 Courtney Paris, Sr.

Big Eight Conference

- 1983 Molly McGuire, 1983

Newcomer of the Year

- 1996 Yolanda Anderson, Jr.
- 2013 Portia Durrett, Jr.*
- 2015 Peyton Little, So.

* Co-newcomer of the year

INDIVIDUAL HONORS

Coach of the Year Big 12 Conference

2000 Sherri Coale
2001 Sherri Coale
2006 Sherri Coale
2009 Sherri Coale

Sportsperson of the Year

2009 Ashley Paris

Defensive Player of the Year

2006 co-Courtney Paris, Fr.
2007 Courtney Paris, So.
2008 Courtney Paris, Jr.

All-Defensive Team

2006 Courtney Paris, Fr.
2007 Courtney Paris, So.
2008 Courtney Paris, Jr.
Danielle Robinson, Fr.
Courtney Paris, Sr.
Danielle Robinson, So.
2010 Danielle Robinson, Jr.
2011 Aaryn Ellenberg, Fr.
2014 Sharane Campbell, Jr.

Freshman of the Year

1999 LaNeisha Caufield
2003 Chelsi Welch
2006 Courtney Paris
2008 Danielle Robinson
2009 Whitney Hand
2015 Gabbi Ortiz

All-Freshman Team

2006 Courtney Paris
2007 Amanda Thompson
2008 Danielle Robinson
2009 Whitney Hand
2011 Aaryn Ellenberg
2012 Sharane Campbell
2015 Gabbi Ortiz
2017 Chelsea Dungee

Sixth Man of the Year

2009 Nyeshia Stevenson
2012 Sharane Campbell
2016 Vionise Pierre-Louis

All-Tournament Team

2001 Stacey Dales
Rosalind Ross
2002 Stacey Dales, MVP
Dionnah Jackson
2004 Dionnah Jackson, MVP
Caton Hill
Maria Villarroel
2006 Courtney Paris, MVP
Erin Higgins
2007 Courtney Paris, MVP
Jenna Plumley
Leah Rush
2009 Courtney Paris

2010 Danielle Robinson
Amanda Thompson
2011 Danielle Robinson
2012 Whitney Hand

Big Eight Conference

1978 Joyce Parker
1980 Molly McGuire
1981 Erin Schreiber, second team
1982 Molly McGuire
Ladanah Sanders
1985 Jacquetta Hurley
1986 Vickie Green
1990 Angie Alexander
1992 Angi Guffy
1993 Angi Guffy
1995 Mandy Wade

» NATIONAL TEAMS

Olympic Games

2000 Stacey Dales (Canada)

Junior World University Games

2001 Sherri Coale (asst. coach/bronze)

Senior National Team

2007 Courtney Paris
2008 Courtney Paris

Junior National Team

1992 Etta Maytubby
2004 Courtney Paris (gold)

Junior National Team Trials

2004 Courtney Paris
Ashley Paris

Pan American Games

1999 Stacey Dales (Canada)

R. Williams Jones Cup Trial

2000 LaNeisha Caufield

U.S. Olympic Festival

1989 Kelli Epps

FIBA U19 World Cup

2005 Courtney Paris (gold)
2015 Gabbi Ortiz (gold)
2017 Shaina Pellington (bronze)

USA U19 World Cup Trials

2007 Danielle Robinson
2011 Aaryn Ellenberg

FIBA U20 World Cup

2006 Courtney Paris (gold)

USA U20 World Cup Trials

2006 Ashley Paris
Courtney Paris
Amanda Thompson



► Courtney Paris won three different gold medals with USA Basketball during her time as a Sooner.

FIBA U21 World Cup

2007 Courtney Paris

USA U21 World Cup Trials

2007 Ashley Paris
Courtney Paris

World University Games

2001 Caton Hill
2003 Chelsi Welch
2009 Danielle Robinson
2013 Aaryn Ellenberg
Sherri Coale (head coach)

World University Games Trials

1999 LaNeisha Caufield
2001 LaNeisha Caufield
Caton Hill
2005 Leah Rush
2009 Danielle Robinson
Whitney Hand
2013 Aaryn Ellenberg

» TOURNAMENT TEAMS

Final Four All-Tournament Teams

2002 Stacey Dales
2010 Danielle Robinson

NCAA Regional All-Tournament Teams

2002 Stacey Dales, MVP
LaNeisha Caufield
Caton Hill
2006 Courtney Paris
2007 Courtney Paris
2009 Courtney Paris, MOP
Whitney Hand
Danielle Robinson
2010 Nyeshia Stevenson, MOP
Danielle Robinson
Amanda Thompson
2011 Danielle Robinson

WNIT All-Tournament Teams

1984 Etta Maytubby

INDIVIDUAL HONORS

» ACADEMIC HONORS

CoSIDA Academic Team Member of the Year

2002 Stacey Dales

CoSIDA Academic All-America

1986 Lisa Allison, honorable mention
 1990 Tami Rogers, honorable mention
 2001 Stacey Dales, second team
 2002 Stacey Dales, first team
 2003 Theresa Jantzen, first team
 2004 Caton Hill, third team
 2011 Danielle Robinson, second team

CoSIDA Academic All-District

1986 Lisa Allison
 1990 Tami Rogers
 2001 Stacey Dales
 2002 Stacey Dales
 Caton Hill
 2004 Caton Hill
 2006 Erin Higgins, first team
 Leah Rush, second team
 Chelsi Welch, second team
 2008 Ashley Paris, first team
 2009 Danielle Robinson, first team
 2011 Danielle Robinson, first team
 Joanna McFarland, second team
 2012 Whitney Hand, first team
 2013 Whitney Hand, first team

Academic All-Conference Big 12 Conference

1997 Jenny Bramer First Team
 Shonika Breedlove First Team
 Shontell Brown First Team
 Suzanne Kern HM
 Roxanne Long First Team
 Phylesha Whaley First Team
 Michele Workman First Team
 1998 Shonika Breedlove First Team
 Sunny Hardeman First Team
 Roxanne Long First Team
 Desiree Taylor First Team
 Kelley Workman First Team
 Michele Workman HM
 1999 LaNeisha Caufield First Team
 Jennifer Cunningham First Team
 Stacey Dales First Team
 Sunny Hardeman HM
 Desiree Taylor First Team
 Michelle Workman First Team
 2000 Jennifer Cunningham First Team
 Stacey Dales First Team
 Shannon Selmon First Team
 Desiree Taylor First Team
 Phylesha Whaley First Team
 2001 Jennifer Cunningham First Team
 Stacey Dales First Team
 Caton Hill First Team

Shannon Selmon First Team
 Desiree Taylor First Team
 2002 Jen Cunningham First Team
 Stacey Dales First Team
 Caton Hill First Team
 Stephanie Luce First Team
 Kate Scott First Team
 Stephanie Simon First Team
 Jamie Talbert First Team
 2003 Stephanie Luce First Team
 T. Schuknetct First Team
 Kate Scott First Team
 Lauren Shoush First Team
 Stephanie Simon First Team
 2004 Laura Andrews Second Team
 Erin Higgins Second Team
 Caton Hill First Team
 Lauren Shoush First Team
 A. Wadsworth First Team
 2005 Laura Andrews First Team
 Erin Higgins Second Team
 Beky Preston First Team
 Leah Rush Second Team
 Krista Sanchez Second Team
 Lauren Shoush First Team
 A. Wadsworth First Team
 Chelsi Welch First Team
 2006 Laura Andrews Second Team
 Erin Higgins First Team
 Kendra Moore Second Team
 Beky Preston First Team
 Leah Rush Second Team
 Krista Sanchez First Team
 Chelsi Welch First Team
 2007 Erin Higgins First Team
 Leah Rush First Team
 Ashley Paris First Team
 Chelsi Welch First Team
 Kendra Moore Second Team
 2008 Ashley Paris First Team
 Courtney Paris Second Team
 2009 Rose Hammond First Team
 Ashley Paris First Team
 Courtney Paris Second Team
 Danielle Robinson First Team
 Amanda Thompson First Team
 Carolyn Winchester First Team
 2010 Jasmine Hartman Second Team
 Whitney Hand Second Team
 Danielle Robinson First Team
 Lauren Willis Second Team
 2011 Whitney Hand First Team
 Jasmine Hartman First Team
 Joanna McFarland First Team
 Danielle Robinson First Team
 Carlee Roethlisberger Second Team
 Lauren Willis First Team
 2012 Whitney Hand First Team
 Joanna McFarland First Team

2013 Sharane Campbell First Team
 Nicole Griffin First Team
 Whitney Hand First Team
 Jasmine Hartman First Team
 Joanna McFarland First Team
 2014 Nicole Griffin First Team
 Morgan Hook First Team
 Nicole Kornet First Team
 2015 Sharane Campbell First Team
 T'ona Edwards Second Team
 Nicole Kornet First Team
 Peyton Little Second Team
 Maddie Manning First Team
 Whitney Ritchie Second Team
 Derica Wyatt First Team
 2016 T'ona Edwards First Team
 Shaya Kellogg First Team
 Peyton Little Second Team
 Maddie Manning First Team
 Gabbi Ortiz First Team
 Vonise Pierre-Louis First Team
 McKenna Treece First Team
 LaNesia Williams First Team
 Derica Wyatt First Team
 2017 Shaya Kellogg First Team
 Peyton Little Second Team
 Maddie Manning First Team
 Gabbi Ortiz First Team
 Vonise Pierre-Louis First Team
 LaNesia Williams First Team
 McKenna Treece Second Team

Big Eight Conference

1985 Lisa Allison
 1986 Lisa Allison
 1987 Lisa Allison
 1988 Lee Brock
 1989 Tami Rogers
 1990 Tami Rogers
 1992 Amanda Hopkins
 1993 Angi Guffy
 1994 Sheri Black
 Angi Guffy
 1995 Sheri Black
 Angi Guffy
 LaNae Jones
 Sharee Mitchum
 1996 Roxanne Long

SOONERS IN THE WNBA



► Two-time WNBA All-Star
Danielle Robinson



» OKLAHOMA'S NBA DRAFT HISTORY

Year	Name	Pos.	Team	Round	Pick
2000	Phylesha Whaley	F	Minnesota	3rd	38th
2002	Stacey Dales	G	Washington	1st	3rd
2002	LaNeisha Caufield	G	Utah	1st	13th
2002	Rosalind Ross	G	Los Angeles	1st	16th
2005	Dionnah Jackson	G	Detroit	1st	13th
2005	Maria Villarroel	F	Phoenix	3rd	27th
2007	Leah Rush	F	Phoenix	3rd	28th
2009	Courtney Paris	C	Sacramento	1st	7th
2009	Ashley Paris	F	Los Angeles	2nd	22nd
2010	Amanda Thompson	F	Tulsa	2nd	16th
2010	Abi Olajuwon	C	Chicago	3rd	28th
2010	Nyeshia Stevenson	F	Phoenix	3rd	36th
2011	Danielle Robinson	G	San Antonio	1st	6th
2013	Whitney Hand	G	San Antonio	3rd	32nd

Here's your shot. If you want to make a name for yourself as an elite player, you come to the University of Oklahoma. The Sooners have littered the draft board in recent seasons, no more evident than in 2010 when the entire senior class was selected by teams.

Want a chance? Oklahoma players are respected by the league's coaches. When it comes time to pick the final members of their teams, they choose players with leadership and character on and off the court.

First-Round Draft Picks

Oklahoma is No. 1 among Big 12 Conference teams with six first-round WNBA picks. The latest of those was Danielle Robinson, who was selected sixth overall in 2011 by the San Antonio Stars.

Sooners Taken First

Oklahoma has had six players -- Stacey Dales, Rosalind Ross, LaNeisha Caufield, Dionnah Jackson, Courtney Paris and Danielle Robinson -- taken in the first round of the draft.

14 WNBA Draft Picks

A total of 14 Sooners -- Caufield, Dales, Whitney Hand, Jackson, Abi Olajuwon, Ashley Paris, Courtney Paris, Robinson, Ross, Leah Rush, Nyeshia Stevenson, Amanda Thompson, Maria Villarroel and Phylesha Whaley -- have been drafted into the league.



► Courtney Paris

► Stacey Dales (below) and Amanda Thompson (right)



HONORED JERSEYS



21

STACEY DALES
JERSEY HONORED NOV. 21, 2014

- ▶ Played in 1998-99, 1999-00, 2000-01 and 2001-02 seasons
- ▶ Two-time AP All-American
- ▶ Two-time Big 12 Player of the Year
- ▶ Two-time All-Big 12 First Team selection (2001 and 2002)
- ▶ Two-time CoSIDA Academic All-American
- ▶ Guided Oklahoma to the Big 12 regular season titles in 2000, 2001 and 2002
- ▶ Led the Sooners to their first Final Four appearance in 2002, helping OU advance to the national title game
- ▶ Holds OU career record for assists (764)
- ▶ Ranks third in school history in double-figure scoring games (104), fourth in games played (133), fifth in steals (250) and seventh in points scored (1,920)
- ▶ Set school record with 248 assists in 2000-01 season
- ▶ Was a member of Canada's 2000 Olympics women's basketball squad
- ▶ Third overall pick by the Washington Mystics in the 2002 WNBA Draft, becoming the highest draft pick in school history

SEASON	G	FG-FGA	PCT	3G-A	PCT	FT-FTA	PCT	REBS	AVG	PTS	AVG
1998-99	29	129-331	.330	24-77	.312	64-97	.660	220	6.9	346	11.9
1999-00	33	153-371	.412	43-122	.352	71-115	.617	168	5.1	420	12.7
2000-01	34	208-439	.476	28-86	.326	97-147	.660	172	5.1	543	16.0
2001-02	36	228-479	.444	41-106	.386	114-145	.786	180	5.0	611	17.0
TOTALS	132	718-1620	.443	136-391	.348	346-504	.687	721	5.5	1920	14.5



3

COURTNEY PARIS
JERSEY TO BE HONORED NOV. 10, 2017

- ▶ Played in 2005-06, 2006-07, 2007-08 and 2008-09 seasons
- ▶ First four-time AP All-American in women's college basketball history
- ▶ Three-time Big 12 Player of the Year (2007, 2008, 2009)
- ▶ 2007 AP Player of the Year
- ▶ 2006 Big 12 Freshman of the Year
- ▶ Guided Oklahoma to the Big 12 regular season titles in 2006, 2007 and 2009
- ▶ Led the Sooners to their second Final Four appearance in 2009
- ▶ Holds 20 NCAA and 69 OU records
- ▶ Became the first collegiate player regardless of gender to record 2,500 career points and 2,000 career rebounds
- ▶ Set NCAA record with 112 straight games with a double-double
- ▶ Three-time Big 12 Defensive Player of the Year
- ▶ No. 7 overall pick by the Sacramento Monarchs in the 2009 WNBA Draft

SEASON	G	FG-FGA	PCT	3G-A	PCT	FT-FTA	PCT	REBS	AVG	PTS	AVG
2005-06	36	331-539	.614	0-1	.000	126-262	.481	539	15.0	788	21.9
2006-07	33	318-558	.570	0-4	.000	139-242	.574	526	15.9	775	23.5
2007-08	31	239-426	.561	0-3	.000	100-175	.571	446	15.0	578	18.6
2008-09	37	236-418	.565	0-0	.000	116-201	.577	503	13.6	688	15.9
TOTALS	137	1124-1941	.579	0-8	.000	481-880	.547	2034	14.8	2729	19.9

LETTERWINNERS

A

Terri Adams 1980
 Angie Alexander 1989-92
 Lisa Allison 1984-87
 Jaimie Anderson 1988-99
 Yolanda Anderson 1996
 Laura Andrews 2003-06
 Julie Arrington 1975-76

B

Robyn Barkett 1976
 Mollie Barnes 1975
 Cathy Bassett 1990-91
 Toni Bayouth 1976
 Dawn Beachler 1990
 Ardath Beers 1982-84
 Lisa Bittle 1982
 Sheri Black 1992-95
 Jana Brady 1978
 Jenny Bramer 1997
 Shonika Breedlove 1997-98
 Emily Britt 2000-01
 Lee Brock 1985-88
 Beth Brown 1989
 Britney Brown 2004-07
 Shontell Brown 1997-98

C

Julie Callan 1986-87
 Sharane Campbell-Olds 2012-15
 Toni Campbell 1987-88
 Gioya Carter 2014-17
 Lindsey Casey 2002
 LaNeisha Caufield 1999-2002
 Jelena Cerina 2011-12
 Dinah Christian 1978
 Debbie Clark 1975-76
 Lyndsey Cloman 2010-11
 Nikki Corcoran 1993-96
 Karen Coutts 1979
 Jennifer Cunningham 1999-2001

D

Stacey Dales 1998-02
 Barbie Daugherty 1980
 Lorna Derby-Goodnoh 1977, 79
 Sandy Douglas-Hetherington 1981-83
 Marla Duncan 1990-91
 Chelsea Dungee 2017
 Tara Dunn 2013
 Portia Durrett 2013-14

E

T'ona Edwards 2014-17
 Toni Eldridge 1983-84
 Aaryn Ellenberg 2011-14
 Kelli Epps 1988-92

F

Janet Fajen 1978-79
 Jackie Farley 1975
 Shirley Fisher 1983-85
 Leslie Flemons 1994-95
 Cindy Foor 1976
 Gale Frazier 1977
 Janet Freeman-Southard 1979-82
 Cecilia French 1990-91

G

Janet Gabriel 1981
 Cathy Gerdes 1982
 Felisha Gibbs 2014
 Jamie Graves 1993-94
 Vickie Green 1985-86
 Susan Gregg 1979
 Nicole Griffin 2011-14
 Angi Guffy 1992-95

H

Jennifer Hajek 1995-97
 Shannon Hallahan 1990-91
 Rose Hammond 2007-09
 Whitney Hand 2009-13
 Kris Hanson 1989-90
 Sunny Hardeman 1998-01
 DaShawn Harden 2012
 Danielle Harper 1997
 Jasmine Hartman 2009-11, 13
 Amy Hightower 1992-94
 Erin Higgins 2003-07
 Caton Hill 2000-04
 Kelly Hill 1984-85
 Kari Holder 1982-83
 Morgan Hook 2011-14
 Amanda Hopkins 1992
 Jacquetta Hurley 1983-86

I

Kelli Inman 1996-97
 Dale Ivey 1987-88

J

Dionnah Jackson 2002-05
 Sherri Jackson 1976
 Terry James 1977
 Jacqueline Jeffcoat 2011-12
 Cara Jenkins-Gresham 1991
 Jana Jobe 1975

Barbara Johnson 1979
 Lori Johnson 1991
 Kim Jones 1976
 LaNae Jones 1993-96

K

Suzanne Kern 1996
 Olive Kehnemund 1978
 Shaya Kellogg 2014-16
 Nicole Kornet 2013-15
 Zuzana Krumlova 1998-99

L

Cindy Ladner 1977
 Cheri LaDue 1980
 Kelly Lam 2005
 Mary Lane 1977, 1979
 Mary Larchey 1975
 Gail Lashley 1980
 Crystal Lawson 1993-94
 Pam Lewis 1977
 Bonnie Little 1976
 Peyton Little 2015-17
 Roxanne Long 1994, 1996-98
 Stephanie Luce 2001-03

M

Maddie Manning 2013-2017
 Terry Marcum 1978
 Rhonda Matzke 1990-91
 Jamie Mayer 2000
 Etta Maytubby 1993-96
 Vickie McCann 1978
 Lynn McCurdy 1981-84
 Joanna McFarland 2010-13
 Molly McGuire 1980-83
 Margaret McKeon 1987-88
 Mandy Miller 1984-85
 Sharee Mitchum 1992-95
 Mildred Montgomery 1976
 Marta Moorman 1978-79
 Kendra Moore 2004-07
 Karen Morrison 1980-81
 Kodi Morrison 2010-11
 Jo Mosley 1986-89
 Brenda Mullins 1977
 Nancy Mulkey 2017
 Kerri Mulry 1990

N

Shelly Neeley 1986-89
 Erika Notzke 1986-89

LETTERWINNERS

O

Ijeoma Odingbe2016-17
 Abi Olajuwon 2007-10
 Tina Ogden 1988-89
 Jennifer Ogle1982-83
Gabbi Ortiz.....2015-17

P

Cay Papagolos 1975
 Ashley Paris2006-09
 Courtney Paris.....2006-09
 Joyce Parker 1978-81
 Saundra Parker1977
 Carla Pearson 1980-83
 Pam Pennon.....1995-96
Gileysa Penzo 2016-17
Vionise Pierre-Louis 2015-17
 Jamie Phillips1995-97
 LaTrenda Phillips 1984-87
 Cynthia Pickens1984-85
 Jenna Plumley.....2007-08
 Dana Posey1989-91
 Beky Preston.....2003-06

R

Teresa Ray 1978, 1980-81
Morgan Rich2017
 Melissa Richie 1992-95
 Whitney Richie2015
 Alice Roach1975
 Danielle Robinson, 2008-11
 Carlee Roethlisberger 2008-11
 Tami Rogers 1987, 1989-90
 Rosalind Ross.....2001-02
 Leah Rush.....2004-07
 Laura Rushing 1987-90

S

Krista Sanchez 2004-07
 Ladanah Sanders 1980-83
 Lori Schenk 1996
 Erin Schreiber 1981
 Theresa Jantzen.....2003
 Kate Scott 2001-03
 Jadrea Seeley 2000-01
 Shannon Selmon 1999-2002
 Debbie Sheppard..... 1977
 Lauren Shoush 2002-05
 Stephanie Simon 2001-03
 Robin Smith 1990-91
 Susan Smith..... 1977
 Miranda Stacy1997-99
 Nyeshia Stevenson 2007-10
 Carin Stites 1991-92
 Jo Stottsberry 1976
 Viki Streets 1985-86



» **Jasmine Hartman** lettered from 2009-13 and is the program's all-time leader in games played, appearing in 143 games at Oklahoma.

Vee Sutton 1976
 Dee Dee Swan 1982

T

Jamie Talbert 2001-02
 Desiree Taylor 1998-01
 Tina Taylor 1996-97
 Shelly Thomas 1975
 Amanda Thompson2007-10
 McKenna Treece2015-17
 Annette Tucker1978
 Bonita Turner 1981-84

V

Misty Van Curen 1993-95
 Maria Villarroel.....2003-04
 Jenny Vining 2008

W

Mandy Wade 1992-95
 Antoinette Wadsworth 2003-05
 Nola Wainohu1999
 Casey Walker2003-05
 Elissa Walker 1990-92
 Shelley Waller.....1980-83
 Lisa Watson 1978
 Sharon Webster.....1990-91
 Chelsi Welch2003-07
 Michelle West.....1986
 Phylesha Whaley 1997-00
 Janet Whitehorse 1976-77
 Susan Whitehorse 1976-77
 LaDawn Whitlock 1978
 Eden Williams2013
 Kaylon Williams2012-16
LaNesia Williams..... 2015-17

Lauren Willis 2008-11
 Terry Willis1984-88
 Carolyn Winchester2006-09
 Kelley Workman1996-99
 Michele Workman1996-99
 Derica Wyatt2014-17

Z

Pam Zachary.....1987-88
 Katherine Zander 2012

SOONERS IN THE AP POLL

Following is a look at Oklahoma's week-by-week position in the AP poll since it began. Starting in the 2001-02 season, AP provided a preseason (PS) poll. The organization does not release a post-NCAA-Tournament poll.

Year	PS	1	2	3	4	5	6	7	8	9	10	11	12	13	14	15	16	17	18	19
1984-85	NP	-	-	-	-	-	-	-	-	-	19	19	-	-	-	-	-	-	-	-
1985-86	NP	-	17	15	14	16	15	13	11	14	14	161	17	16	15	15	19	-	-	-
1992-93	NP	-	-	-	-	-	-	-	-	-	-	-	-	-	23	-	-	-	-	-
1994-95	NP	-	-	-	-	-	-	-	-	-	-	-	25	24	-	25	25	-	-	-
1999-00	NP	-	-	-	-	-	-	-	-	-	-	25	23	22	17	18	24	21	18	18
2000-01	NP	14	14	12	19	15	17	20	22	19	17	13	12	10	10	10	8	7	7	7
2001-02	4	4	3	3	3	3	3	4	3	3	3	4	4	4	4	3	5	4	2	
2002-03	22	23	23	18	15	15	19	19	25	23	22	19	-	-	-	-	-	-	-	-
2003-04	21	21	19	16	14	13	15	15	15	15	15	20	-	-	24	23	17	19	11	
2004-05	22	22	21	-	-	-	-	-	-	-	-	-	-	-	-	-	-	-	-	-
2005-06	25	22	20	16	15	17	20	18	16	7	13	11	9	9	9	9	8	7		
2006-07	3	3	3	3	3	3	3	8	8	8	7	6	9	12	14	13	12	11	9	
2007-08	6	9	9	9	9	9	9	9	8	6	11	11	11	10	10	11	10	11	14	14
2008-09	4	2	4	6	5	6	5	5	4	3	3	2	2	2	2	3	4	4		
2009-10	13	20	20	16	16	15	13	14	14	13	13	11	13	12	11	11	11	12	12	
2010-11	10	11	11	11	13	12	15	15	19	15	14	13	13	14	14	16	18	21	21	
2011-12	13	13	12	18	24	-	-	-	-	-	-	-	-	-	-	-	-	-	-	-
2012-13	12	11	13	12	13	12	18	18	17	16	16	20	21	23	22	-	-	-	-	-
2013-14	11	11	10	18	17	20	20	25	25	RV	RV	-	RV	RV	RV	-	-	-	-	-
2014-15	RV	RV	RV	-	RV	RV	-	-	-	-	RV	24	RV	RV	RV	RV	RV	-	-	-
2015-16	17	17	21	21	17	17	18	17	14	19	19	21	20	21	20	23	24	24		
2016-17	16	16	13	12	19	20	20	24	20	22	20	20	18	19	19	16	19	22	23	

NP – No poll



» The 1999-00 Sooners became the first team in the **Sherri Coale** era to earn a spot in the AP poll. Since 2000, the Sooners have appeared at least once in the AP top 25 poll during each season.

SOONERS IN THE COACHES POLL

Following is a look at Oklahoma's week-by-week position in the USA Today Coaches poll since it began in the 1984-85 season. Starting in the 2000-01 season, USA Today provided a preseason (PS) poll.

Year	PS	1	2	3	4	5	6	7	8	9	10	11	12	13	14	15	16	17	18	19	
1984-85	NP	-	21	20	21	21	22	23	-	-											
1985-86	NP	15	14	13	17	16	13	12	17	13	16	17	16	15	17	18	18				
1999-00	NP	-	-	-	-	-	-	-	-	-	-	25	22	20	25	22	21	22	13		
2000-01	17	13	18	16	15	17	17	16	15	13	12	11	10	8	8	7	7	10			
2001-02	5	5	4	4	4	4	4	5	3	2	2	4	4	3	3	3	5	4	2	2	
2002-03	19	25	22	18	17	16	20	19	22	13	22	18	21	20	-	-	-	-	-	-	
2003-04	21	22	20	17	16	15	16	16	16	16	15	21	24	24	22	23	19	20	13	18	
2004-05	25	25	23	-	-	-	-	-	-	-	-	-	-	-	-	-	-	-	-	-	
2005-06	25	22	23	19	17	15	16	20	16	16	17	14	13	12	9	9	8	8	8	8	
2006-07	3	3	3	3	3	3	3	7	7	7	6	6	8	9	11	11	11	11	10	9	
2007-08	6	8	11	9	9	9	9	9	8	6	10	11	10	10	10	10	10	11	19		
2008-09	7	4	4	6	6	6	5	5	3	3	2	2	2	2	2	3	3	4	4		
2009-10	8	16	17	17	16	15	15	15	15	13	13	12	13	12	11	10	12	12	12		
2010-11	9	10	15	11	11	12	114	14	17	14	13	12	11	12	15	15	17	20	15		
2011-12	16	14	14	18	23	-	-	-	-	-	-	-	-	-	-	-	-	-	-		
2012-13	14	11	13	12	12	13	18	17	16	14	14	19	20	19	19	25	-	-	-	23	
2013-14	14	13	13	16	15	19	19	24	22	22	RV	RV	RV	RV	RV	-	-	-	-	-	
2014-15	RV	RV	RV	-	RV	RV	-	-	-	-	RV	RV	RV	RV	RV	RV	RV	-	-	RV	
2015-16	18	24	24	22	22	18	17	19	19	19	17	19	20	19	21	21	23	22	23	23	
2016-17	16	16	12	12	20	22	21	24	24	25	20	20	22	20	19	16	19	20	21		

NP – No poll



» The 2008-09 Sooners reached No. 2 in the USA Today Coaches Poll, matching OU's highest ranking.

LLOYD NOBLE CENTER HISTORY

HOME COURT ADVANTAGE

It's recognized as one of the toughest gyms in college basketball and since Oklahoma women's basketball began playing in the Lloyd Noble Center in 1976, the Sooners have made plenty of memories there. Stacey Dales, Aaryn Ellenberg, Courtney Paris, Danielle Robinson and Phylesha Whaley are just a few that have graced the court and started for the Sooners.

It's where OU set a school record with 26 consecutive home wins during a three-year stretch from 1984-86. The Lloyd Noble Center has been the foundation of the program's significant growth since head coach Sherri Coale took the reigns prior to the 1996-97 season.

Under Coale, the Sooners have won 208 games at home since the 2000-01 season. During the 2001-02 season, OU posted a perfect 12-0 record on its home floor for the first time in 16 seasons. The home court advantage has been evident with the Sooners for many years, ranking amongst the nation's best in yearly attendance for a number of seasons.

The Sooners are 388-129 all-time at the Lloyd Noble Center with over 1.5 million fans walking through the facility's doors.

OU'S LARGEST VICTORY MARGINS AT LLOYD NOBLE CENTER

Margin	Score	Opponent	Date
+73	121-48	Central Arkansas	12-20-07
+72	121-49	Prairie View A&M	11-29-90
+70	105-35	Prairie View A&M	12-14-91
+66	103-37	Jackson State	12-7-98
+66	118-52	Arkansas Pine-Bluff	12-29-10
+64	89-25	North Carolina Central	1-4-09
+62	117-55	Sacramento State	11-13-11
+60	101-41	Prairie View A&M	12-12-92
+59	104-45	Oklahoma Baptist	11-30-78
+59	91-32	Tulsa	12-11-86
+59	105-46	UMES	12-15-13
+57	93-36	Arkansas State	12-2-07
+52	94-42	Tulsa	12-21-08
+51	99-48	Oral Roberts	2-10-94
+50	87-37	Oklahoma State	1-17-04
+50	100-50	San Diego	1-15-83
+50	110-60	Emporia State	1-4-84
+50	116-66	UTRGV	11-26-10

Oklahoma's Lloyd Noble Center winning percentage (388-129) since the building opened in 1975.

.751

33

OU is 33-7 in home openers at the LNC, winning 18 out of its last 19 to begin its home schedule.

18

Over 1.5 million fans have packed the Lloyd Noble Center during the Sherri Coale era to watch the Sooners play.

1.5

227

The number of home victories for the Sooners during the Sherri Coale era, good for a .777 winning percentage.



LLOYD NOBLE CENTER HISTORY



LNC YEARLY ATTENDANCE FIGURES

Year	Season Record	LNC Games	LNC Record	LNC Attend.	Attend. Avg.
1975-76	3-14	4	2-2	---	---
1976-77	4-20	8	1-7	---	---
1977-78	20-12	12	9-3	---	---
1978-79	13-16	10	5-5	---	---
1979-80	17-16	11	6-5	---	---
1980-81	21-11	9	9-0	---	---
1981-82	17-14	16	12-4	---	---
1982-83	17-11	16	14-2	---	---
1983-84	22-10	12	10-2	---	---
1984-85	23-7	12	12-0	---	---
1985-86	24-7	10	9-1	---	---
1986-87	18-10	11	8-3	---	---
1987-88	14-13	11	7-4	---	---
1988-89	11-16	10	5-5	---	---
1989-90	7-22	11	3-8	---	---
1990-91	10-18	12	7-5	---	---
1991-92	17-12	16	11-5	---	---
1992-93	12-15	11	6-5	---	---
1993-94	18-12	12	9-3	---	---
1994-95	22-9	11	9-2	---	---
1995-96	12-15	12	7-5	---	---
1996-97	5-22	9	1-8	18,084	842
1997-98	8-19	12	5-7	18,692	815
1998-99	15-14	13	10-3	20,257	1,192
1999-00	25-8	15	13-2	39,880	2,539
2000-01	28-6	12	11-1	40,169	6,530
2001-02	32-4	12	12-0	70,048	4,837
2002-03	19-13	12	8-4	63,560	4,352
2003-04	24-9	13	10-3	73,981	4,815
2004-05	17-13	13	9-4	74,032	5,098
2005-06	31-5	13	12-1	99,233	8,857
2006-07	28-5	12	10-2	125,732	10,979
2007-08	22-9	14	12-2	129,527	9,686
2008-09	32-5	16	15-1	140,564	8,159
2009-10	27-11	12	9-3	97,818	9,213
2010-11	23-12	17	15-2	93,322	6,207
2011-12	21-13	16	11-5	99,742	7,098
2012-13	24-11	17	13-4	102,061	6,123
2013-14	18-5	19	14-5	107,015	4,647
2014-15	21-12	13	12-1	68,636	4,115
2015-16	22-11	14	11-3	66,769	4,769
2016-17	23-10	16	14-2	67,200	4,200
Totals	789-521	501	388-129	1,548,852*	5,549*

*Attendance averages for Sherri Coale era

\$20 MILLION IN IMPROVEMENTS

The Lloyd Noble Center expansion and renovation project was completed prior to the 2001-02 season. Featured was a 70,000-square-foot addition to the south side of the center with two new full-sized practice courts, one for men's basketball and one for women's. Both OU basketball programs also now boast new offices, film rooms, training rooms, locker rooms, spa/sauna rooms and a full-sized weight room. Prior to the 2007-08 season, a \$3.1 million high-definition scoreboard and sound system was also added.

The \$20.2 million in additions and renovations has also enhanced Lloyd Noble Center for the wide variety of public events it hosts, including graduations, concerts and large meetings. These improvements include an expanded LNC parking lot, renovated arena ceiling and a modernization of the electrical systems. With the project, the OU athletics department has become a national leader in creating equal and outstanding facilities for both its men's and women's basketball programs.



» The Griffin Family Performance Center is set to open in the spring of 2018, giving the Sooners one of the top strength and performance centers in the country.

LNC'S 20 LARGEST CROWDS

- 12,906 vs. Baylor, Feb. 21, 2009 (OU won 66-58)
- 12,387 vs. Oklahoma State, March 7, 2010 (OU won 95-62)
- 12,205 vs. Oklahoma State, Feb. 23, 2008 (OU won 81-71)
- 12,202 vs. Texas, March 2, 2008 (OU lost 65-50)
- 12,193 vs. Oklahoma State, Feb. 28, 2009 (OU won 73-63)
- 12,168 vs. Texas A&M, Feb. 12, 2008 (OU won 68-56)
- 12,112 vs. Baylor, Feb. 12, 2006 (OU won 81-77 in OT)
- 12,090 vs. Oklahoma State, Feb. 4, 2007 (OU won 78-63)
- 12,080 vs. Tennessee, Dec. 21, 2003 (OU lost 71-55)
- 12,003 vs. Nebraska, Feb. 26, 2006 (OU won 73-45)
- 11,865 vs. Connecticut, Feb. 15, 2010 (OU lost 76-60)
- 11,859 vs. Baylor, Jan. 20, 2008 (OU lost 84-73)
- 11,689 vs. Texas A&M, Feb. 18, 2006 (OU won 73-54)
- 11,573 vs. Missouri, Jan. 31, 2009 (OU won 78-56)
- 11,510 vs. Missouri, Feb. 25, 2007 (OU won 72-57)
- 11,510 vs. Baylor, Feb. 28, 2007 (OU won 88-61)
- 11,486 vs. Texas A&M, Jan. 27, 2007 (OU lost 54-52)
- 11,411 vs. Ohio State, Dec. 20, 2006 (OU lost 74-67)
- 11,245 vs. Texas, Feb. 12, 2007 (OU won 78-58)
- 10,713 vs. Connecticut, Dec. 29, 1999 (OU lost 84-68)

YEAR-BY-YEAR ROSTERS

2016-17

0	Vionise Pierre-Louis	C	6-4	Jr.	Lake Worth, Fla.
1	LaNesia Williams	G	5-7	Jr.	Oklahoma City, Okla.
2	T'ona Edwards	G	5-5	Sr.	Spencer, Okla.
3	Derica Wyatt	G	5-10	Sr.	Brentwood, Tenn.
10	Peyton Little	G	5-11	RSr.	Abilene, Texas
11	Morgan Rich	G	5-10	RFr.	Scottsville, Ky.
12	Gileysa Penzo	G	5-9	RSO.	Guaynabo, P.R.
21	Gabbi Ortiz	G	5-9	Jr.	Racine, Wis.
22	Shaya Kellogg	F	6-2	Sr.	Ames, Iowa
23	Maddie Manning	G	6-2	RSr.	Ankeny, Iowa
24	Jjeoma Odimgbe	F	6-4	So.	Savannah, Ga.
25	Gioya Carter	G	5-9	Sr.	Midwest City, Okla.
30	McKenna Treece	C	6-4	Jr.	St. Peters, Mo.
32	Nancy Mulkey	C	6-9	Fr.	Cypress, Texas
33	Chelsea Dungee	G	5-11	Fr.	Sapulpa, Okla.

2015-16

0	Vionise Pierre-Louis	C	6-4	So.	Lake Worth, Fla.
1	Morgan Rich	G	5-10	Fr.	Scottsville, Ky.
2	T'ona Edwards	G	5-5	Jr.	Spencer, Okla.
10	Peyton Little	G	5-11	RJr.	Abilene, Texas
11	Derica Wyatt	G	5-10	Jr.	Brentwood, Tenn.
12	Gileysa Penzo	G	5-9	RFr.	Guaynabo, P.R.
21	Gabbi Ortiz	G	5-9	So.	Racine, Wis.
22	Shaya Kellogg	F	6-2	Jr.	Ames, Iowa
23	Maddie Manning	G	6-2	RJr.	Ankeny, Iowa
24	Jjeoma Odimgbe	F	6-4	Fr.	Savannah, Ga.
25	Gioya Carter	G	5-9	Jr.	Midwest City, Okla.
30	McKenna Treece	C	6-4	So.	St. Peters, Mo.
32	LaNesia Williams	G	5-7	So.	Oklahoma City, Okla.
42	Kaylon Williams	F	6-3	RSr.	Midwest City, Okla.

2014-15

0	Vionise Pierre-Louis	C	6-4	Fr.	Lake Worth, Fla.
1	Nicole Kornet	G	6-1	Jr.	Lantana, Texas
2	T'ona Edwards	G	5-5	So.	Spencer, Okla.
10	Peyton Little	G	5-11	RSO.	Abilene, Texas
11	Derica Wyatt	G	5-10	So.	Brentwood, Tenn.
12	Gileysa Penzo	G	5-9	Fr.	Guaynabo, P.R.
13	Whitney Ritchie	G	5-8	Sr.	Oklahoma City, Okla.
21	Gabbi Ortiz	G	5-9	Fr.	Racine, Wis.
22	Shaya Kellogg	F	6-2	So.	Ames, Iowa
23	Maddie Manning	G	6-2	RSO.	Ankeny, Iowa
24	Sharane Campbell-Olds	G	5-10	Sr.	Spencer, Okla.
25	Gioya Carter	G	5-9	So.	Midwest City, Okla.
30	McKenna Treece	C	6-4	Fr.	St. Peters, Mo.
32	LaNesia Williams	G	5-7	Fr.	Oklahoma City, Okla.
42	Kaylon Williams	F	6-3	RJr.	Midwest City, Okla.

2013-14

1	Nicole Kornet	G	6-1	So.	Lantana, Texas
2	T'ona Edwards	G	5-5	Fr.	Spencer, Okla.
3	Aaryn Ellenberg	G	5-7	Fr.	Las Vegas, Nev.
4	Nicole Griffin	C	6-6	Sr.	Milwaukee, Wis.
10	Morgan Hook	G	5-10	Sr.	Lowell, Ark.
11	Derica Wyatt	G	5-10	Fr.	Brentwood, Tenn.
22	Shaya Kellogg	F	6-2	Fr.	Ames, Iowa
23	Maddie Manning	G	6-2	RFr.	Ankeny, Iowa
24	Sharane Campbell	G	5-10	Jr.	Spencer, Okla.
25	Gioya Carter	G	5-9	Fr.	Midwest City, Okla.
30	Peyton Little	G	5-11	So.	Abilene, Texas
31	Portia Durrett	F	6-1	Sr.	Louisville, Ky.
42	Kaylon Williams	F	6-3	RSO.	Midwest City, Okla.
43	Felisha Gibbs	F	6-2	Fr.	Parkin, Ark.

2012-13

1	Nicole Kornet	G	6-1	Fr.	Lantana, Texas
3	Aaryn Ellenberg	G	5-7	Jr.	Las Vegas, Nev.
4	Nicole Griffin	C	6-6	Jr.	Milwaukee, Wis.
10	Morgan Hook	G	5-10	Jr.	Lowell, Ark.
23	Maddie Manning	G	6-2	Fr.	Ankeny, Iowa
24	Sharane Campbell	G	5-10	So.	Spencer, Okla.
25	Whitney Hand	G	6-1	RSr.	Fort Worth, Texas
31	Portia Durrett	F	6-1	Jr.	Louisville, Ky.
33	Eden Williams	G	5-3	RSO.	Amarillo, Texas
42	Kaylon Williams	F	6-3	So.	Midwest City, Okla.
43	Tara Dunn	F	6-2	RFr.	Poth, Texas
44	Lyndsey Cloman	C	6-3	RJr.	San Antonio, Texas
45	Jasmine Hartman	G	5-10	RSr.	Houston, Texas
53	Joanna McFarland	F/C	6-3	Sr.	Derby, Kan.

2011-12

3	Aaryn Ellenberg	G	5-7	So.	Las Vegas, Nev.
4	Nicole Griffin	C	6-6	So.	Milwaukee, Wis.
10	Morgan Hook	G	5-10	So.	Lowell, Ark.
12	Jelena Cerina	C	6-5	Sr.	Vrsac, Serbia
20	Katherine Zander	F	6-4	Fr.	Orange Park, Fla.
22	DaShawn Harden	G	5-9	Fr.	Olathe, Kan.
24	Sharane Campbell	G	5-10	Fr.	Spencer, Okla.
25	Whitney Hand	G	6-1	RJr.	Fort Worth, Texas
34	Jacqueline Jeffcoat	F	6-2	So.	Plano, Texas
42	Kaylon Williams	F	6-3	Fr.	Midwest City, Okla.
44	Lyndsey Cloman	F/C	6-3	Jr.	San Antonio, Texas
45	Jasmine Hartman	G	5-10	Sr.	Houston, Texas
53	Joanna McFarland	F/C	6-3	Jr.	Derby, Kan.

2010-11

3	Aaryn Ellenberg	G	5-7	Fr.	Las Vegas, Nev.
4	Nicole Griffin	C	6-6	Fr.	Milwaukee, Wis.
10	Carlee Roethlisberger	F	6-1	Sr.	Findlay, Ohio
12	Jelena Cerina	C	6-5	Jr.	Vrsac, Serbia
13	Danielle Robinson	G	5-9	Sr.	San Jose, Calif.
14	Lauren Willis	G	5-11	Sr.	Overland Park, Kan.
22	Morgan Hook	G	5-10	Fr.	Lowell, Ark.
25	Whitney Hand	G	6-1	RSO.	Fort Worth, Texas
31	Kodi Morrison	G	5-8	So.	Seminole, Okla.
34	Jacqueline Jeffcoat	F/C	6-2	Fr.	Plano, Texas
44	Lyndsey Cloman	F/C	6-3	So.	San Antonio, Texas
45	Jasmine Hartman	G	5-10	Jr.	Houston, Texas
53	Joanna McFarland	F/C	6-3	So.	Derby, Kan.



► Joanna McFarland averaged 10.5 rebounds per game during the 2012-13 season, which ranks sixth in OU single-season history.

YEAR-BY-YEAR ROSTERS

2009-10

1	Nyeshia Stevenson	F	5-9	Sr.	Little Rock, Ark
10	Carlee Roethlisberger	F	6-1	Jr.	Findlay, Ohio
13	Danielle Robinson	G	5-9	Jr.	San Jose, Calif.
14	Lauren Willis	G	5-11	Jr.	Overland Park, Kan.
21	Amanda Thompson	F	6-0	Sr.	Chicago, Ill.
25	Whitney Hand	G	6-1	So.	Fort Worth, Texas
31	Kodi Morrison	G	5-8	Fr.	Varnum, Okla.
34	Abi Olajuwon	C	6-4	Sr.	Los Angeles, Calif.
44	Lyndsey Cloman	C	6-2	Fr.	San Antonio, Texas
45	Jasmine Hartman	G	5-11	So.	Houston, Texas
53	Joanna McFarland	F/C	6-3	Fr.	Derby, Kan.

2008-09

1	Nyeshia Stevenson	F	5-9	Jr.	Little Rock, Ark
3	Courtney Paris	C	6-4	Sr.	Piedmont, Calif.
4	Abi Olajuwon	C	6-4	Jr.	Los Angeles, Calif.
5	Ashley Paris	F	6-3	Sr.	Piedmont, Calif.
10	Carlee Roethlisberger	F	6-1	So.	Findlay, Ohio
13	Danielle Robinson	G	5-9	So.	San Jose, Calif.
14	Lauren Willis	G	5-11	So.	Overland Park, Kan.
15	Carolyn Winchester	F/C	5-11	Sr.	Washington, Okla.
21	Amanda Thompson	F	6-0	Jr.	Chicago, Ill.
25	Whitney Hand	G	6-1	Fr.	Fort Worth, Texas
31	Rose Hammond	G	5-9	Jr.	Depew, Okla.
45	Jasmine Hartman	G	5-11	Fr.	Houston, Texas
53	Jenny Vining	G	5-9	So.	Marshall, Ark.

2007-08

1	Nyeshia Stevenson	F	5-9	So.	Little Rock, Ark
2	Jenny Vining	G	5-9	Fr.	Marshall, Ark.
3	Courtney Paris	C	6-4	Jr.	Piedmont, Calif.
4	Abi Olajuwon	C	6-4	So.	Los Angeles, Calif.
5	Ashley Paris	F/C	6-3	Jr.	Piedmont, Calif.
10	Carlee Roethlisberger	F	6-1	Fr.	Findlay, Ohio
11	Jenna Plumley	G	5-4	So.	Red Rock, Okla.
13	Danielle Robinson	G	5-9	Fr.	San Jose, Calif.
14	Lauren Willis	G	5-11	Fr.	Overland Park, Kan.
15	Carolyn Winchester	F/C	5-11	Jr.	Washington, Okla.
21	Amanda Thompson	F	6-0	So.	Chicago, Ill.
31	Rose Hammond	G	5-9	So.	Depew, Okla.

2006-07

1	Nyeshia Stevenson	F	5-9	Fr.	Little Rock, Ark.
3	Courtney Paris	C	6-4	So.	Piedmont, Calif.
4	Abi Olajuwon	C	6-3	Fr.	Los Angeles, Calif.
5	Ashley Paris	F	6-3	So.	Piedmont, Calif.
11	Jenna Plumley	PG	5-4	Fr.	Red Rock, Okla.
15	Carolyn Winchester	F	5-11	So.	Washington, Okla.
20	Kendra Moore	PG	5-5	Sr.	Ardmore, Okla.
21	Amanda Thompson	F	6-0	Fr.	Chicago, Ill.
22	Chelsi Welch	G	5-9	Sr.	Plainview, Texas
24	Leah Rush	F	6-1	Sr.	Amarillo, Texas
31	Rose Hammond	G	5-9	Fr.	Depew, Okla.
32	Krista Sanchez	F	6-1	Sr.	Springdale, Ark.
33	Britney Brown	PG	5-8	Sr.	Norman, Okla.
34	Erin Higgins	G	5-9	Sr.	Oklahoma City

2005-06

3	Courtney Paris	C	6-4	Fr.	Piedmont, Calif.
5	Ashley Paris	C/F	6-3	Fr.	Piedmont, Calif.
11	Laura Andrews	G/F	6-3	Sr.	Washington, Okla.
14	Beky Preston	C	6-3	Sr.	Albuquerque, N.M.
15	Carolyn Winchester	F	5-11	Fr.	Washington, Okla.
20	Kendra Moore	G	5-5	Jr.	Ardmore, Okla.
22	Chelsi Welch	G	5-9	Jr.	Plainview, Texas
24	Leah Rush	F	6-1	Jr.	Amarillo, Texas
32	Krista Sanchez	F	6-1	Jr.	Springdale, Ark.
33	Britney Brown	G	5-8	Jr.	Norman, Okla.
34	Erin Higgins	G	5-9	Jr.	Oklahoma City, Okla.

2004-05

0	Chelsi Welch	G	5-9	So.	Plainview, Texas
11	Laura Andrews	G/F	6-0	Jr.	Washington, Okla.
12	Lauren Shoush	G	5-11	Sr.	Oklahoma City
14	Beky Preston	C	6-3	Jr.	Albuquerque, N.M.
15	Kelly Lam	C	6-3	Fr.	Milwaukee, Wis.
20	Kendra Moore	G	5-5	So.	Ardmore, Okla.
24	Leah Rush	F	6-1	So.	Amarillo, Texas
31	Antoinette Wadsworth	F	5-11	Jr.	Grand Prairie, Texas
32	Krista Sanchez	F	6-1	So.	Springdale, Ark.
33	Britney Brown	G	5-8	So.	Norman, Okla.
34	Erin Higgins	G	5-9	So.	Oklahoma City
35	Dionnah Jackson	G	5-9	Sr.	St. Louis, Mo.
50	Casey Walker	C	6-3	So.	Houston, Texas

2003-04

0	Chelsi Welch	G	5-9	So.	Plainview, Texas
5	Maria Villarreal	G	5-8	Sr.	Margarita, Venezuela
10	Caton Hill	F	6-1	Sr.	Ada, Okla.
11	Laura Andrews	G	6-0	So.	Washington, Okla.
12	Lauren Shoush	G	5-11	Jr.	Oklahoma City
14	Beky Preston	C	6-3	So.	Albuquerque, N.M.
20	Kendra Moore	G	5-5	Fr.	Ardmore, Okla.
24	Leah Rush	F	6-1	Fr.	Amarillo, Texas
31	Antoinette Wadsworth	F	5-11	So.	Grand Prairie, Texas
32	Krista Sanchez	F	6-1	Fr.	Springdale, Ark.
33	Britney Brown	G	5-8	Fr.	Norman, Okla.
34	Erin Higgins	G	5-9	Fr.	Oklahoma City
35	Dionnah Jackson	G	5-9	Jr.	St. Louis, Mo.
50	Casey Walker	C	6-3	Fr.	Houston, Texas

2002-03

0	Chelsi Welch	G	5-9	Fr.	Plainview, Texas
4	Stephanie Luce	G	5-6	So.	Southlake, Texas
5	Maria Villarreal	G	5-8	Jr.	Margarita, Venezuela
10	Caton Hill	F	6-1	Jr.	Ada, Okla.
11	Stephanie Simon	G	6-0	Jr.	Clinton, Okla.
12	Lauren Shoush	G	5-11	Fr.	Oklahoma City
14	Beky Preston	C	6-3	Fr.	Albuquerque, N.M.
22	Theresa Jantzen	F/C	6-3	Jr.	Medicine Hat, Alberta
31	Antoinette Wadsworth	G/F	5-11	Fr.	Grand Prairie, Texas
33	Laura Andrews	G/F	6-0	Fr.	Washington, Okla.
34	Erin Higgins	G	5-9	Fr.	Oklahoma City
35	Dionnah Jackson	G	5-9	Fr.	St. Louis, Mo.
50	Casey Walker	C	6-3	Fr.	Houston, Texas
51	Kate Scott	G	5-10	Jr.	Kansas City, Kan.

YEAR-BY-YEAR ROSTERS

2001-02

4	Stephanie Luce	G	5-6	So.	Southlake, Texas
10	Caton Hill	F	6-1	Jr.	Ada, Okla.
11	Stephanie Simon	G	6-0	Jr.	Clinton, Okla.
12	Lauren Shoush	G	5-11	Fr.	Oklahoma City
15	Jennifer Cunningham	C	6-3	Sr.	Kingston, Ontario,
20	LaNeishea Caufield	G	5-9	Sr.	Ada, Okla.
21	Stacey Dales	G	6-0	Sr.	Brockville, Ontario,
22	Theresa Jantzen	F/C	6-3	Jr.	Medicine Hat, Alberta
31	Antoinette Wadsworth	G/F	5-11	Fr.	Grand Prairie, Texas
33	Rosalind Ross	G	5-9	Sr.	Milwaukee, Wis.
35	Diannah Jackson	G	5-9	Fr.	St. Louis, Mo.
40	Shannon Selmon	F	6-1	Sr.	Norman, Okla.
42	Lindsey Casey	F	6-1	Fr.	Longview, Texas
45	Jamie Talbert	F	6-2	Sr.	Elkhart, Kan.
51	Kate Scott	G	5-10	Jr.	Kansas City, Kan.

2000-01

00	Desiree Taylor	F	6-1	Sr.	Richardson, Texas
10	Caton Hill	F	6-1	So.	Ada, Okla.
11	Stephanie Simon	G	6-0	So.	Clinton, Okla.
13	Sunny Hardeman	G	5-7	Sr.	Norman, Okla.
14	Stephanie Luce	G	5-6	Fr.	Southlake, Texas
15	Jennifer Cunningham	C	6-3	Jr.	Kingston, Ontario
20	LaNeishea Caufield	G	5-9	Jr.	Ada, Okla.
21	Stacey Dales	G	6-0	Jr.	Brockville, Ontario
23	Jadrea Seeley	G	6-1	So.	Bethel, Okla.
32	Emily Britt	F	6-0	So.	Granbury, Texas
33	Rosalind Ross	G	5-9	Jr.	Milwaukee, Wis.
40	Shannon Selmon	F	6-1	Jr.	Norman, Okla.
45	Jamie Talbert	F	6-2	Jr.	Elkhart, Kan.
51	Kate Scott	G	5-10	So.	Kansas City, Kan.

1999-00

00	Desiree Taylor	F	6-1	Jr.	Richardson, Texas
4	Jessica Rhoten	F/C	6-3	Jr.	Enid, Okla.
10	Caton Hill	F	6-1	Fr.	Ada, Okla.
11	Stephanie Simon	G	6-0	Fr.	Clinton, Okla.
12	Angye Tilley	G	5-9	Fr.	Bristow, Okla.
13	Sunny Hardeman	G	5-7	Jr.	Norman, Okla.
15	Jennifer Cunningham	C	6-3	So.	Kingston, Ontario
20	LaNeishea Caufield	G	5-9	So.	Ada, Okla.
21	Stacey Dales	G	6-0	So.	Brockville, Ontario
23	Jadrea Seeley	G	6-2	Fr.	Bethel, Okla.
32	Emily Britt	F	6-0	Fr.	Granbury, Texas
33	Kate Scott	F	5-10	Fr.	Overland Park, Kan.
34	Phylesha Whaley	F	5-10	Sr.	Slaton, Texas
40	Shannon Selmon	F	6-1	So.	Norman, Okla.
43	Jamie Mayer	G	5-9	Fr.	Elk City, Okla.

1998-99

00	Desiree Taylor	F	6-1	So.	Richardson, Texas
11	Miranda Stacy	F	5-8	Jr.	Tulsa, Okla.
13	Sunny Hardeman	G	5-7	So.	Norman, Okla.
14	Jamie Anderson	C	6-3	Sr.	Epping, Australia
15	Jennifer Cunningham	C	6-3	Fr.	Kingston, Ontario
20	LaNeishea Caufield	G	5-9	Fr.	Ada, Okla.
21	Stacey Dales	G	6-0	Fr.	Brockville, Ontario
22	Michele Workman	F	5-11	Sr.	Chickasha, Okla.
24	Zuzana Krumlova	C	6-4	So.	Prague, Czech Republic
31	Nola Wainohu	F	5-10	Jr.	Hamilton, N.Z.
32	Kelley Workman	F	5-11	Sr.	Chickasha, Okla.
34	Phylesha Whaley	F	5-10	Jr.	Slaton, Texas
40	Shannon Selmon	F	6-1	Fr.	Norman, Okla.

1997-98

00	Desiree Taylor	F	6-1	Fr.	Richardson, Texas
3	Shonika Breedlove	G	5-7	Sr.	Muskogee, Okla.
4	Shontell Brown	G	5-6	So.	Denver, Colo.
10	Roxanne Long	G	5-8	Sr.	Corvallis, Ore.
11	Miranda Stacy	F	5-8	Jr.	Tulsa, Okla.
13	Sunny Hardeman	G	5-7	Fr.	Norman, Okla.
14	Jamie Anderson	C	6-3	Jr.	Epping, Australia
21	Stacey Dales	G/F	6-0	Fr.	Brockville, Ontario
22	Michele Workman	F	5-11	Jr.	Chickasha, Okla.
24	Zuzana Krumlova	C	6-4	Fr.	Prague, Czech Republic
32	Kelley Workman	F	5-11	Jr.	Chickasha, Okla.
34	Phylesha Whaley	F	5-10	So.	Slaton, Texas

1996-97

3	Shonika Breedlove	G	5-7	Jr.	Muskogee, Okla.
4	Shontell Brown	G	5-6	Fr.	Denver, Colo.
10	Roxanne Long	G	5-8	Jr.	Corvallis, Ore.
12	Suzanne Kern	C	6-2	Fr.	Jenks, Okla.
15	Jennifer Hajek	G	5-7	Jr.	Hennessey, Okla.
22	Michele Workman	F	5-11	So.	Chickasha, Okla.
23	Jamie Phillips	C	6-2	Jr.	Sallisaw, Okla.
24	Tina Taylor	F	6-0	Sr.	Vian, Okla.
25	Yolanda Anderson	C	6-2	Sr.	Lincolnton, S.C.
32	Kelley Workman	F	5-11	So.	Chickasha, Okla.
33	Jenny Bramer	G	5-8	Sr.	Omaha, Neb.
34	Phylesha Whaley	F	5-10	Fr.	Slaton, Texas
44	Kelli Inman	F	6-0	So.	Ringwood, Okla.



» **Rosalind Ross** was named to the 2002 Final Four All-Tournament Team and drafted by the Los Angeles Sparks in the first round of the WNBA Draft that same year. Ross scored 26 points and 10 rebounds in OU's 86-71 win over Duke to help the Sooners advance to the 2002 national championship game.

YEAR-BY-YEAR ROSTERS

1995-96

3 Lori Schenk	F	5-11	Fr.	Watonga, Okla.
5 Kendra Panther	G	5-8	Fr.	Rapid City, S.D.
10 Roxanne Long	G	5-8	So.	Corvallis, Ore.
15 Jennifer Hajek	G	5-7	So.	Hennessey, Okla.
20 Nikki Corcoran	F	5-10	Sr.	Bethel, Okla.
21 LaNae Jones	C	6-5	Sr.	Kaufman, Texas
22 Pam Pennon	G	5-6	Sr.	Eagletown, Okla.
23 Jamie Phillips	C	6-2	So.	Sallisaw, Okla.
24 Tina Taylor	F	6-0	Jr.	Vian, Okla.
25 Yolanda Anderson	C	6-2	Jr.	Lincolnton, S.C.
31 Leslie Flemons	F	6-1	Jr.	Altus, Okla.
32 Etta Maytubby	F	5-11	Sr.	Del City, Okla.
33 Kelley Workman	F	5-11	Fr.	Chickasha, Okla.
34 Michele Workman	F	5-11	Fr.	Chickasha, Okla.
44 Kelli Inman	F	6-0	Fr.	Ringwood, Okla.

1994-95

10 Roxanne Long	G	5-7	So.	Corvallis, Ore.
11 Melissa Richie	G	5-8	Jr.	Jay, Okla.
12 Stephaine Chandler	F	6-0	Jr.	Tulsa, Okla.
13 Mandy Wade	C	6-3	Sr.	Ringling, Okla.
15 Jennifer Hajek	G	5-7	Fr.	Hennessey, Okla.
20 Nikki Corcoran	G/F	5-10	Jr.	Bethel, Okla.
21 LaNae Jones	C	6-5	Jr.	Kaufman, Texas
22 Pam Pennon	G	5-6	Jr.	Eagletown, Okla.
23 Jamie Phillips	C	6-2	Fr.	Sallisaw, Okla.
24 Sharee Mitchum	G/F	5-10	Sr.	Muskogee, Okla.
30 Malisa Daniel	C	6-4	Fr.	Prague, Okla.
31 Leslie Flemons	F	6-1	So.	Altus, Okla.
32 Etta Maytubby	F	5-11	Jr.	Del City, Okla.
33 Misty Van Curen	G	5-8	Jr.	Mustang, Okla.
43 Sheri Black	F	6-0	Sr.	Dale, Okla.
44 Angie Guffy	F	6-2	Sr.	Ringwood, Okla.

1993-94

10 Roxanne Long	G	5-7	Fr.	Corvallis, Ore.
11 Melissa Richie	G	5-8	Jr.	Jay, Okla.
13 Mandy Wade	C	6-3	Jr.	Ringling, Okla.
14 Crystal Lawson	G	5-8	So.	Jenks, Okla.
20 Nikki Corcoran	G/F	5-10	So.	Bethel, Okla.
21 LaNae Jones	C	6-5	So.	Kaufman, Texas
23 Jamie Graves	G	5-8	Sr.	Ponca City, Okla.
24 Sharee Mitchum	G/F	5-10	Jr.	Muskogee, Okla.
25 Amy Hightower	F	5-10	Jr.	Piedmont, Okla.
31 Leslie Flemons	F	6-1	Fr.	Altus, Okla.
32 Etta Maytubby	F	5-11	So.	Del City, Okla.
33 Misty Van Curen	G	5-8	So.	Mustang, Okla.
43 Sheri Black	F	6-0	Jr.	Dale, Okla.
44 Angie Guffy	F	6-2	Jr.	Ringwood, Okla.

1992-93

11 Melissa Richie	G	5-8	So.	Jay, Okla.
13 Mandy Wade	C	6-3	So.	Ringling, Okla.
14 Crystal Lawson	G	5-8	Fr.	Jenks, Okla.
20 Nikki Corcoran	G/F	5-10	Fr.	Bethel, Okla.
21 LaNae Jones	C	6-5	Fr.	Kaufman, Texas
23 Jamie Graves	G	5-8	Jr.	Ponca City, Okla.
24 Sharee Mitchum	G/F	5-10	So.	Muskogee, Okla.
25 Amy Hightower	F	5-10	So.	Piedmont, Okla.
31 Leslie Flemons	F	6-1	Fr.	Altus, Okla.
32 Etta Maytubby	F	5-11	So.	Del City, Okla.
33 Misty Van Curen	G	5-8	Fr.	Mustang, Okla.
40 J'Anna Williams	C	6-2	Fr.	Jenks, Okla.
43 Sheri Black	F	6-0	So.	Dale, Okla.
44 Angie Guffy	F	6-2	So.	Ringwood, Okla.

1991-92

11 Melissa Richie	F	5-7	Fr.	Jay, Okla.
13 Mandy Wade	F	6-3	Fr.	Ringling, Okla.
20 Amanda Hopkins	G	5-8	Jr.	Woodward, Okla.
22 Angie Alexander	G	5-11	Sr.	Preston, Okla.
23 Carin Stites	G	5-9	Sr.	Adair, Okla.
24 Sharee Mitchum	F	5-10	Fr.	Muskogee, Okla.
25 Amy Hightower	G	5-10	Fr.	Piedmont, Okla.
30 Elissa Walker	F	6-1	Sr.	Great Falls, Mont.
32 Sharon Webster	F	6-0	Jr.	Midwest City, Okla.
34 Yakini Wilson	G	5-8	Fr.	Oklahoma City
40 Kelli Epps	F	5-11	Sr.	Bartlesville, Okla.
43 Sherri Black	F	6-0	Fr.	Dale, Okla.
44 Angi Guffy	F	6-2	Fr.	Ringwood, Okla.
55 Connie Bodine	F	5-11	Fr.	Derby, Kan.

1990-91

10 Cecilia Harge	F	5-10	So.	Albuquerque, N.M.
11 Cara Jenkins-Gresham	G	5-4	Fr.	Oklahoma City
20 Amanda Hopkins	G	5-7	Jr.	Woodward, Okla.
22 Angie Alexander	G/F	5-11	Jr.	Preston, Okla.
23 Robin Smith	G	5-9	So.	Troy, Mo.
24 Dana Posey	G	5-7	Jr.	Ardmore, Okla.
30 Elissa Walker	F	6-1	Jr.	Great Falls, Mont.
31 Lori Johnson	G	5-8	So.	Anadarko, Okla.
32 Sharon Webster	F	6-0	So.	Midwest City, Okla.
33 Rhonda Matzke	G	5-8	So.	Silver Lake, Kan.
34 Kris Hanson	F/C	6-2	Jr.	Yorkshire, N.Y.
40 Kelli Epps	G/F	5-11	Jr.	Bartlesville, Okla.
43 Carin Stites	G	5-9	Jr.	Adair, Okla.
44 Marla Duncan	F	5-10	Sr.	Milwaukee, Wis.
50 Cathy Bassett	F	6-0	Sr.	Sanborn, Minn.
53 Shannon Hallahan	C	6-2	So.	Fremont, Calif.

1989-90

00 Shannon Hallahan	C	6-2	Fr.	Fremont, Calif.
12 Laura Rushing	G	5-8	Sr.	Claremore, Okla.
13 Dawn Bleacher	F	5-10	Fr.	Moore, Okla.
21 Cathy Bassett	F	6-0	Jr.	Sanborn, Minn.
22 Angie Alexander	G/F	5-11	So.	Preston, Okla.
23 Robin Smith	G	5-9	Fr.	Troy, Mo.
24 Dana Posey	G	5-7	So.	Ardmore, Okla.
30 Elissa Walker	F	6-1	So.	Great Falls, Mont.
32 Sharon Webster	F	6-0	Fr.	Midwest City, Okla.
33 Rhonda Matzke	G	5-8	Fr.	Silver Lake, Kan.
34 Kris Hanson	F/C	6-2	So.	Yorkshire, N.Y.
40 Kelli Epps	G/F	5-11	Jr.	Bartlesville, Okla.
42 Tami Rogers	F/G	5-9	Sr.	Mont Belvieu, Texas
43 Kerri Mulry	F	6-1	Sr.	Combined Locks, Wis.
44 Marla Duncan	F	5-10	Jr.	Milwaukee, Wis.

1988-89

3 Stephanie Sammons	G	5-4	Fr.	Plano, Texas
10 Beth Brown	G	5-5	So.	Sallisaw, Okla.
12 Laura Rushing	G	5-8	Jr.	Claremore, Okla.
21 Lori Johnson	G	5-6	Fr.	Anadarko, Okla.
22 Angie Alexander	G	5-11	Fr.	Preston, Okla.
23 Shelly Neeley	G	5-8	Sr.	Dighton, Kan.
24 Dana Posey	G	5-9	Fr.	Ardmore, Okla.
32 Erika Notzke	C	6-3	Sr.	Lawton, Okla.
33 Jo Mosley	F	6-0	Sr.	Oklahoma City
34 Kris Hanson	C	6-2	Fr.	Yorkshire, N.Y.
35 Tina Ogden	F	5-11	So.	Woodward, Okla.
40 Kelli Epps	G	5-9	So.	Bartlesville, Okla.
42 Tami Rogers	G	5-9	Jr.	Mont Belvieu, Texas

YEAR-BY-YEAR ROSTERS

1987-88

3 Toni Campbell	G	5-6	So.	Philadelphia, Pa.
10 Pam Zachary	G	5-6	Jr.	Sapulpa, Okla.
12 Laura Rushing	G	5-9	So.	Claremore, Okla.
14 Margaret McKeon	G	5-7	So.	New York City, N.Y.
21 Terry Willis	F	6-1	Sr.	Lawton, Okla.
22 Lee Brock	G	5-8	Sr.	Ventura, Calif.
23 Shelly Neeley	G	5-8	Jr.	Dighton, Kan.
32 Erika Notzke	C	6-3	Jr.	Lawton, Okla.
33 Jo Mosley	F	6-0	Jr.	Oklahoma City, Okla.
34 Dale Ivey	F	6-1	Sr.	Brookshire, Texas
35 Tina Ogden	F	5-11	Fr.	Woodward, Okla.
40 Kelli Epps	G/F	5-9	Fr.	Bartlesville, Okla.
42 Tami Rogers	G	5-9	Jr.	Mont Belvieu, Texas

1986-87

10 Pam Zachary	G	5-6	So.	Sapulpa, Okla.
14 Margaret McKeon	G	5-7	Fr.	New York City, N.Y.
15 Laura Rushing	G	5-9	Fr.	Claremore, Okla.
20 Toni Campbell	G	5-6	Fr.	Philadelphia, Pa.
21 Terry Willis	F	6-1	Sr.	Lawton, Okla.
22 Lee Brock	G	5-8	Jr.	Ventura, Calif.
23 Shelly Neeley	G	5-8	So.	Dighton, Kan.
30 LaTrenda Phillips	G	6-0	Sr.	Lawton, Okla.
32 Erika Notzke	C	6-3	So.	Lawton, Okla.
33 Jo Mosley	F	6-0	So.	Oklahoma City, Okla.
34 Dale Ivey	C	6-0	Jr.	Brookshire, Texas
42 Tami Rogers	G	5-9	So.	Mont Belvieu, Texas
43 Julie Callan	C	6-0	Jr.	Lombard, Ill.
52 Lisa Allison	C	6-3	Sr.	Carthage, Mo.

1985-86

10 Pam Zachary	G	5-6	Fr.	Sapulpa, Okla.
13 Vickie Green	G	5-9	Sr.	Dallas, Texas
14 Jacquetta Hurley	F	6-1	Sr.	Oklahoma City
15 Michelle West	G	5-10	Fr.	Lawton, Okla.
20 Viki Streets	G	5-6	Sr.	Bartlesville, Okla.
21 Terry Willis	F	6-1	Jr.	Lawton, Okla.
22 Lee Brock	G	5-8	So.	Ventura, Calif.
23 Shelly Neeley	G	5-8	Fr.	Dighton, Kan.
30 LaTrenda Phillips	G	6-0	Jr.	Lawton, Okla.
32 Erika Notzke	F	6-3	Fr.	Lawton, Okla.
33 Jo Mosley	F	6-0	Fr.	Oklahoma City, Okla.
34 Kelly Hill	C	6-2	Jr.	Washington, Okla.
42 Tami Rogers	G	5-9	Fr.	Mont Belvieu, Texas
43 Julie Callan	C	6-0	So.	Lombard, Ill.
52 Lisa Allison	C	6-3	Jr.	Carthage, Mo.

1984-85

10 Shirley Fisher	G	5-9	Jr.	Oklahoma City, Okla.
12 Viki Streets	G	5-6	Jr.	Bartlesville, Okla.
13 Vickie Green	G	5-9	Jr.	Dallas, Texas
14 Jacquetta Hurley	F/C	6-1	Jr.	Fox, Okla.
15 Cynthia Pickens	G	5-7	Sr.	Graham, Okla.
20 Terry Willis	F/C	6-1	So.	Lawton, Okla.
22 Lee Brock	G	5-8	Fr.	Ventura, Calif.
30 LaTrenda Phillips	F/G	6-0	So.	Lawton, Okla.
31 Mandy Miller	C	6-2	So.	Broken Arrow, Okla.
34 Kelly Hill	C	6-2	So.	Washington, Okla.
42 Lisa Allison	C	6-3	So.	Carthage, Mo.
43 Julie Callan	C	6-1	So.	Lombard, Ill.

1983-84

10 Shirley Fisher	G	5-9	So.	Oklahoma City, Okla.
14 Jacquetta Hurley	F/C	6-1	So.	Fox, Okla.
15 Cynthia Pickens	G	5-7	Jr.	Graham, Okla.
20 Terry Willis	F	6-1	Fr.	Lawton, Okla.
21 Lynn McCurdy	F/G	5-11	Sr.	Purcell, Okla.
23 Bonita Turner	G	5-8	Sr.	Colbert, Okla.
30 LaTrenda Phillips	G	6-0	Fr.	Lawton, Okla.
31 Mandy Miller	C	6-2	Fr.	Broken Arrow, Okla.
32 Toni Eldridge	G	5-9	So.	Cerritos, Calif.
33 Ardath Beers	G	5-9	Sr.	Bixby, Okla.
34 Kelly Hill	C	6-2	Fr.	Washington, Okla.
42 Lisa Allison	C	6-3	Fr.	Carthage, Mo.

1982-83

10 Shirley Fisher	G	5-9	Fr.	Oklahoma City, Okla.
12 Kari Holder	G	5-8	So.	Los Alamos, N.M.
13 Sandy Heatherington	G	5-9	Sr.	Moore, Okla.
14 Jacquetta Hurley	F	6-1	Fr.	Fox, Okla.
15 Carla Pearson	F/G	5-9	Sr.	St. Louis, Mo.
21 Lynn McCurdy	F/G	5-11	Jr.	Purcell, Okla.
22 Ladanah Sanders	G	5-7	Sr.	Asher, Okla.
23 Bonita Turner	G	5-8	Jr.	Colbert, Okla.
24 Molly McGuire	C	6-1	Sr.	Pawhuska, Okla.
30 Shelley Waller	F	5-11	Sr.	Okmulgee, Okla.
31 Jennye Ogle	C	6-1	So.	Tahlequah, Okla.
32 Toni Eldridge	F/G	5-10	Fr.	Cerritos, Calif.
33 Ardath Beers	G	5-9	Jr.	Bixby, Okla.
42 Sherri Willis	F	5-11	Fr.	Queens, N.Y.

1981-82

11 Cathy Gerdes	G	5-4	Jr.	Houston, Texas
12 Kari Holder	G	5-7	Fr.	Los Alamos, N.M.
13 Sandy Douglas	G	5-9	Jr.	Tuttle, Okla.
14 Janet Southard	F	5-11	Sr.	Moore, Okla.
15 Carla Pearson	G	5-9	Jr.	St. Louis, Mo.
20 Jennye Ogle	F	6-0	Fr.	Tahlequah, Okla.
21 Lynn McCurdy	F/G	5-10	So.	Purcell, Okla.
22 Ladanah Sanders	G	5-7	Jr.	Asher, Okla.
23 Bonita Turner	G	5-8	So.	Colbert, Okla.
24 Molly McGuire	C	6-1	Jr.	Pawhuska, Okla.
30 Shelley Waller	F	5-9	Jr.	Okmulgee, Okla.
32 Dee Dee Swan	F	6-0	So.	Arvada, Colo.
33 Ardath Beers	G	5-8	So.	Bixby, Okla.
43 Lisa Bittle	C	6-0	Fr.	Bixby, Okla.

1980-81

11 Rhona Ray	G	5-6	Fr.	Norman, Okla.
14 Janet Southard	F	5-11	Jr.	Moore, Okla.
15 Carla Pearson	G	5-8	So.	St. Louis, Mo.
20 Janet Gabriel	G	5-8.5	Sr.	Sayre, Pa.
21 Lynn McCurdy	G	5-10	Fr.	Purcell, Okla.
22 Ladanah Sanders	G	5-7	So.	Asher, Okla.
23 Bonita Turner	G	5-8	Fr.	Colbert, Okla.
24 Molly McGuire	F/C	6-0	So.	Pawhuska, Okla.
30 Shelley Waller	G	5-9	So.	Okmulgee, Okla.
32 Teresa Ray	F/C	6-0	Sr.	Norman, Okla.
33 Joyce Parker	F	6-0	Sr.	Colbert, Okla.
34 Karen Morrison	G	5-8	So.	Jenks, Okla.
43 Erin Schrieber	F/C	6-0	Fr.	Jenks, Okla.

YEAR-BY-YEAR ROSTERS



» **LaTrenda Phillips** earned first team All-Big Eight honors following her junior and senior seasons. She averaged 13.1 points as OU earned its first-ever conference title in 1986. Phillips still ranks sixth in school history with 232 steals.

1979-80

10 Cherie LaDue	G	5-6	Fr.	Dallas, Texas
11 Barbie Daugherty	G	5-4	Fr.	Holdenville, Okla.
12 Mary Lane	G	5-4	Jr.	Fairfax, Okla.
14 Janet Freeman	F	5-11	So.	Moore, Okla.
15 Carla Pearson	G/F	5-8	Fr.	St. Louis, Mo.
21 Leslie Core	G	5-8	Fr.	Pawhuska, Okla.
22 Ladanah Sanders	G	5-7	Fr.	Asher, Okla.
23 Terri Adams	C	6-0	Sr.	Sharon, Okla.
24 Molly McGuire	C/F	6-0	Fr.	Pawhuska, Okla.
30 Shelley Waller	F	5-9	Fr.	Okmulgee, Okla.
32 Teresa Ray	C/F	6-0	So.	Norman, Okla.
33 Joyce Parker	F	6-0	Jr.	Colbert, Okla.
34 Karen Morrison	G	5-8	Fr.	Jenks, Okla.
35 Gail Lashley	G	5-6	Jr.	Keota, Okla.

1978-79

14 Janet Freeman	F	6-0	Fr.	Moore, Okla.
21 Karon Couts	G	5-4	So.	Mustang, Okla.
22 Jana Brady	F	5-11	So.	Healdton, Okla.
23 Lorna Goodnoh	G	5-9	So.	Del City, Okla.
25 Susan Gregg	G/F	5-9	So.	Harrah, Okla.
30 Mary Lane	G	5-4	So.	Norman, Okla.
31 Barbara Johnson	C	6-2	Fr.	Duncan, Okla.
32 Marta Moorman	G	5-7	Sr.	Tonkawa, Okla.
33 Joyce Parker	F	6-0	So.	Colbert, Okla.
35 Janet Fajen	F/C	6-0	So.	Guymon, Okla.
Teresa Ray	C	6-0	So.	Norman, Okla.
Annette Tucker	G	5-6	So.	Noble, Okla.

1977-78

10 Vicki McCann	G	5-8	Fr.	Lindsay, Okla.
11 Annette Tucker	G	5-6	Fr.	Noble, Okla.
13 LaDawn Whitlock	G	5-6	Fr.	Byng, Okla.
14 Janet Fajen	C/F	6-0	Fr.	Guymon, Okla.
15 Lisa Wasson	G	5-7	Fr.	Pernell, Okla.
20 Teresa Ray	C/F	6-0	Fr.	Norman, Okla.
21 Joyce Parker	C/F	6-0	Fr.	Colbert, Okla.
22 Jana Brady	C/F	5-11	Fr.	Healdton, Okla.
23 Dinah Christian	F	5-10	Fr.	Choctaw, Okla.
24 Olive Kehnemund	F	5-10	Jr.	Enid, Okla.
25 Terry Marcum	G	5-7	Fr.	Norman, Okla.
30 Marta Moorman	F	5-10	Jr.	Tonkawa, Okla.

1976-77

10 Sandra Parker	G	5-6	Fr.	Del City, Okla.
11 Terry James	G	5-4	Fr.	Talihina, Okla.
12 Gail Frasier	F/G	5-6	Fr.	Oklahoma City
14 Mary Lane	G	5-4	Fr.	Fairfax, Okla.
15 Debbie Sheppard	G/F	5-7	Fr.	Mustang, Okla.
20 Pam Lewis	G	5-2	Fr.	Dale, Okla.
21 Janet Whitehorse	G	5-4	So.	Elgin, Okla.
22 Susan Whitehorse	F	5-9	So.	Elgin, Okla.
23 Lorna Derby	F	5-9	Fr.	Del City, Okla.
24 Susan Smith	G	5-3	Fr.	Moore, Okla.
25 Kris Mullins	F	5-7	Fr.	Purcell, Okla.
30 Cindy Ladner	F	6-0	Jr.	Eldorado, Okla.

1975-76

11 Mildred Montgomery		5-8	So.	Poteau, Okla.
13 Kim Jones		5-7	Fr.	Moore, Okla.
15 Vee Sutton	G	5-4	Fr.	Tulsa, Okla.
21 Janet Whitehorse		5-7	Fr.	Elgin, Okla.
22 Robyn Barkett		5-5	Fr.	Alva, Okla.
23 Bonnie Little		5-10	Jr.	Marshalltown, Iowa
24 Jo Stottsberry		5-11	So.	Poteau, Okla.
30 Sherri Jackson		5-6	Fr.	Collinsville, Okla.
31 Cindy Foor		5-6	So.	Norman, Okla.
33 Julie Arrington		5-10	Fr.	Canadian, Texas
34 Toni Bayouth		5-4	Fr.	Cleveland, Okla.
45 Deborah Clark		5-6	So.	Catossa, Okla.
51 Susan Whitehorse		5-9	Fr.	Elgin, Okla.

1974-75

11 Jackie Farley	F	5-6	Sr.	Tipton, Okla.
15 Mollie Barnes	G	5-3	Fr.	Schulter, Okla.
22 Jana Jobe	G	5-1	Fr.	Moore, Okla.
25 Shelly Thomas	F	5-7	Jr.	Oklahoma City
30 Cay Papagolos	F	5-5	Fr.	Midwest City, Okla.
33 Julie Arrington	C	5-10	Fr.	Canadian, Texas
34 Mary Larchey	F	5-7	So.	Brahman, Okla.
45 Deborah Clark	F	5-6	So.	Catossa, Okla.
54 Alice Roach	G	5-1	Fr.	Owasso, Okla.

ROSTER BY HOMETOWN

ARKANSAS (5)

Nyeshia Stevenson (Little Rock)
Jenny Vining (Marshall)
Felisha Gibbs (Parkin)
Morgan Hook (Rogers)
Krista Sanchez (Springdale)

CALIFORNIA (7)

Shannon Hallahan (Fremont)
Toni Eldridge (Cerritos)
Abi Olajuwon (Los Angeles)
Ashley Paris (Piedmont)
Courtney Paris (Piedmont)
Danielle Robinson (San Jose)
Lee Brock (Ventura)

COLORADO (2)

Dee Dee Swan (Arvada)
Shontell Brown (Denver)

FLORIDA (1)

Katherine Zander (Orange Park)

GEORGIA (1)

Ijeoma Odimgbe (Savannah)

KANSAS (8)

Shelly Neeley (Dighton)
Connie Bodine (Derby)
Joanna McFarland (Derby)
Jamie Talbert (Elkhart)
Kate Scott (Kansas City)
DaShawn Harden (Olathe)
Lauren Willis (Overland Park)
Rhonda Matzke (Silver Lake)

KENTUCKY (2)

Portia Durrett (Louisville)
Morgan Rich (Scottsville)

IDAHO (1)

Mandy Simpson (Boise)

ILLINOIS (1)

Amanda Thompson (Chicago)

IOWA (3)

Maddie Manning (Ankeny)
Shaya Kellogg (Ames)
Bonnie Little (Marshalltown)

MINNESOTA (1)

Cathy Bassett (Sanborn)

MISSOURI (5)

Lisa Allison (Carthage)
Dionnah Jackson (St. Louis)
Carla Pearson (St. Louis)
Robin Smith (Troy)
McKenna Treece (St. Peters)

MONTANA (1)

Elissa Walker (Great Falls)

NEBRASKA (1)

Jenny Bramer (Omaha)

NEVADA (1)

Aaryn Ellenberg (Las Vegas)

NEW MEXICO (3)

Cecilia Harge (Albuquerque)
Beky Preston (Albuquerque)
Kari Holder (Los Alamos)

NEW YORK (3)

Sherri Willis (Queens)
Margaret McKeon (New York City)
Kris Hanson (Yorkshire)

OHIO (1)

Carlee Roethlisberger (Findlay)

OKLAHOMA (135)

LaNeishea Caufield (Ada)
Caton Hill (Ada)
Carin Stites (Adair)
Leslie Flemons (Altus)
Robyn Barkett (Alva)
Lori Johnson (Anadarko)
Kendra Moore (Ardmore)
Dana Posey (Ardmore)
Ladanah Sanders (Asher)
Kelli Epps (Bartlesville)
Viki Streets (Bartlesville)
Nikki Corcoran (Bethel)
Jadrea Seeley (Bethel)
Andath Beers (Bixby)
Lisa Bittle (Bixby)
Mary Larchey (Brahman)
Angye Tilley (Bristow)
Mandy Miller (Broken Arrow)
LaDawn Whitlock (Byng)
Deborah Clark (Catoosa)
Kelley Workman (Chickasha)
Michele Workman (Chickasha)
Dinah Christian (Choctaw)
Ana Llanusa (Choctaw)
Laura Rushing (Claremore)
Toni Bayouth (Cleveland)
Stephanie Simon (Clinton)
Joyce Parker (Colbert)
Bonita Turner (Colbert)
Sherri Jackson (Collinsville)
Sheri Black (Dale)
Pam Lewis (Dale)
Lorna Derby-Goodnoh (Del City)
Etta Maytubby (Del City)
Saundra Parker (Del City)
Rose Hammond (Depew)
Barbara Johnson (Duncan)
Pam Pennon (Eagletown)
Cindy Ladner (Eldorado)
Jamie Mayer (Elk City)
Janet Whitehorse (Elgin)
Susan Whitehorse (Elgin)
Olive Kehnemund (Enid)
Mary Lane (Fairfax)
Jacquetta Hurlley (Fox)
Cynthia Pickens (Graham)
Janet Fajen (Guymon)
Susan Gregg (Harrah)
Jana Brady (Healdton)
Jennifer Hajek (Hennessey)
Barbie Daugherty (Holdenville)
Stephanie McGhee (Howe)
Melissa Richie (Jay)
Suzanne Kern (Jenks)
Crystal Lawson (Jenks)
Karen Morrison (Jenks)
Erin Schriber (Jenks)
J'Anna Williams (Jenks)
Gail Lashley (Keota)
LaTrenda Phillips (Lawton)
Erika Notzke (Lawton)
Michelle West (Lawton)
Terry Willis (Lawton)
Vicki McCann (Lindsay)
Julie Callan (Lombard)
Gioya Carter (Midwest City)
Cay Papagolos (Midwest City)
Sharon Webster (Midwest City)
Kaylor Williams (Midwest City)
Dawn Bleacher (Moore)
Sandy Heatherington (Moore)
Jana Jobe (Moore)
Kim Jones (Moore)
Susan Smith (Moore)
Janet Freeman-Southard (Moore)
Shonika Breedlove (Muskogee)
Sharee Mitchum (Muskogee)
Karen Couts (Mustang)
Debbie Sheppard (Mustang)
Misty Van Curen (Mustang)
Annette Tucker (Noble)
Britney Brown (Norman)
Cindy Foor (Norman)
Sunny Hardeman (Norman)
Terry Marcum (Norman)
Rhona Ray (Norman)
Teresa Ray (Norman)
Shannon Selmon (Norman)
Shirley Fisher (Oklahoma City)
Gail Frazier (Oklahoma City)
Cara Jenkins-Gresham (Oklahoma City)
Erin Higgins (Oklahoma City)
Jacquetta Hurlley (Oklahoma City)
Jo Mosley (Oklahoma City)
Lauren Shoush (Oklahoma City)
Whitney Ritchie (Oklahoma City)
Shelly Thomas (Oklahoma City)
LaNeisa Williams (Oklahoma City)
Yakini Wilson (Oklahoma City)
Shelley Waller (Okmulgee)
Alice Roach (Owasso)
Leslie Core (Pawhuska)
Molly McGuire (Pawhuska)
Lisa Watson (Pernell)

ROSTER BY HOMETOWN

Amy Hightower (Piedmont)
 Jamie Graves (Ponca City)
 Mildred Montgomery (Poteau)
 Jo Stottsberry (Poteau)
 Malisa Daniel (Prague)
 Angie Alexander (Preston)
 Lynn McCurdy (Purcell)
 Kris Mullins (Purcell)
 Jenna Plumley (Red Rock)
 Mandy Wade (Ringling)
 Angi Guffy (Ringwood)
 Kelli Inman (Ringwood)
 Beth Brown (Sallisaw)
 Jamie Phillips (Sallisaw)
 Chelsea Dungee (Sapulpa)
 Pam Zachary (Sapulpa)
 Mollie Barnes (Schulter)
 Kodi Morrison (Seminole)
 Terri Adams (Sharon)
 Sharane Campbell (Spencer)
 T'ona Edwards (Spencer)
 Jennye Ogle (Tahlequah)
 Terry James (Talihina)
 Jackie Farley (Tipton)
 Marta Moorman (Tonkawa)
 Stephaine Chandler (Tulsa)
 Miranda Stacy (Tulsa)
 Vee Sutton (Tulsa)
 Sandy Douglas (Tuttle)
 Tina Taylor (Vian)
 Laura Andrews (Washington)
 Carolyn Winchester (Washington)
 Kelly Hill (Washington)
 Lori Schenk (Watonga)
 Amanda Hopkins (Woodward)
 Tina Ogden (Woodward)

OREGON (1)

Roxanne Long (Corvallis)

PENNSYLVANIA (2)

Toni Campbell (Philadelphia)
 Janet Gabriel (Sayre)

SOUTH CAROLINA (1)

Yolanda Anderson (Lincolnton)

SOUTH DAKOTA (1)

Kendra Panther (Rapid City)

TEXAS (25)

Peyton Little (Abilene)
 Leah Rush (Amarillo)
 Eden Williams (Amarillo)
 Dale Ivey (Brookshire)
 Julie Arrington (Canadian)
 Nancy Mulkey (Cypress)
 Vickie Green (Dallas)
 Cherie LaDue (Dallas)
 Whitney Hand (Fort Worth)
 Antoinette Wadsworth (Grand Prairie)
 Emily Britt (Granbury)
 Cathy Gerdes (Houston)



» **Vionise Pierre-Louis** is the first Haitian-born player to play for the Sooners.

Jasmine Hartman (Houston)
 Casey Walker (Houston)
 LaNae Jones (Kaufman)
 Nicole Kornet (Lantana)
 Tami Rogers (Mont Belvieu)
 Chelsi Welch (Plainview)
 Jacqueline Jeffcoat (Plano)
 Stephanie Sammons (Plano)
 Tara Dunn (Poeh)
 Desiree Taylor (Richardson)
 Lyndsey Cloman (San Antonio)
 Phylesha Whaley (Slaton)
 Stephanie Luce (Southlake)

TENNESSEE (1)

Derica Wyatt (Brentwood)

WISCONSIN (5)

Kerri Mulry (Combined Locks)
 Marla Duncan (Milwaukee)
 Nicole Griffin (Milwaukee)
 Kelly Lam (Milwaukee)
 Rosalind Ross (Milwaukee)
 Gabbi Ortiz (Racine)

FOREIGN BORN

AUSTRALIA

Jamie Anderson (Epping, Victoria)

CANADA (4)

Stacey Dales (Brockville, Ont.)
 Jennifer Cunningham (Kingston., Ont.)
 Theresa Jantzen (Medicine Hat, Alb.)
 Shaina Pellington (Pickering, Ont.)

CZECH REPUBLIC

Zuzana Krumlova (Prague)

HAITI

Vionise Pierre-Louis

NEW ZEALAND

Nola Wainohu (Hamilton)

PUERTO RICO

Gileysa Penzo (San Juan)

SERBIA

Jelena Cerina (Vrsac)

VENEZUELA

Maria Villaruel (Margarita)

Alphabetized by Hometown

RECORDS VS. OPPONENTS

Abilene Christian 1-0

Games: 1

Series Record: OU leads 1-0

At Norman: OU leads 1-0

Date	Result	Location
11/23/84	W, 89-70	Norman

Akron 1-0

Games: 1

Series Record: OU leads 1-0

At Grand Bahamas: OU leads 1-0

Date	Result	Location
11/26/04	W, 88-40	Grand Bahamas

Alabama 0-1

Games: 1

Series Record: UA leads 1-0

At Nassau, Bahamas: UA leads 1-0

Date	Result	Location
12/28/95	L, 71-62	Nassau

Arizona 0-2

Games: 2

Series Record: UA leads 2-0

At Honolulu, Hawaii: UA leads 1-0

At Knoxville, Tenn.: UA leads 1-0

Date	Result	Location
11/19/99	L, 75-59	Honolulu
3/20/05	L, 72-69	Knoxville

Arizona State 2-1

Games: 3

Series Record: 2-1

At Cancun, Mexico: OU leads 1-0

At Tempe, Ariz.: ASU leads 1-0

At Norman: OU leads 1-0

Date	Result	Location
12/29/97	L, 87-76	Tempe
11/22/07	W, 69-57	Cancun
11/21/08	W, 70-57	Norman

Arkansas 10-8

Games: 18

Series Record: OU leads 10-8

At Norman: OU leads 6-2

At Fayetteville, Ark.: UA leads 5-3

At Honolulu, Hawaii: OU leads 1-0

At Little Rock, Ark.: UA leads 1-0

Date	Result	Location
12/14/77	W, 80-51	Norman
2/20/79	W, 65-53	Fayetteville
2/16/80	W, 57-50	Norman
1/3/81	W, 75-68	Fayetteville
2/7/82	W, 65-64	Norman
12/21/85	L, 79-66	Fayetteville
12/6/86	W, 76-70	Norman
12/12/89	L, 86-68	Norman
11/27/90	L, 84-72	Fayetteville
1/13/92	L, 57-55	Norman
1/20/93	W, 70-63	Fayetteville

1/25/94	W, 93-79	Norman
2/22/95	L, 69-64	Fayetteville
3/14/99	L, 97-93 (OT)	Fayetteville
12/05/09	W, 87-86 (OT)	Norman
12/19/10	L, 67-57	Fayetteville
11/23/12	W, 73-70	Honolulu
12/21/14	L, 71-64	Little Rock

Arkansas-Little Rock 6-1

Games: 7

Series Record: OU leads 6-1

At Norman: OU leads 5-0

At Little Rock, Ark.: Tied 1-1

Date	Result	Location
1/11/88	W, 99-67	Norman
12/1/99	W, 102-72	Norman
12/5/00	W, 86-45	Little Rock
3/23/10	W, 60-44	Norman
12/14/14	L, 66-62	Little Rock
12/2/15	W, 65-52	Norman
11/16/16	W, 68-58	Norman

Arkansas-Pine Bluff 2-0

Games: 2

Series Record: OU leads 2-0

At Norman: OU leads 2-0

Date	Result	Location
12/10/06	W, 87-42	Norman
12/29/10	W, 118-52	Norman

Arkansas State 4-1

Games: 5

Series Record: OU leads 4-1

At Norman: OU leads 2-0

At Jonesboro, Ark.: Tied 1-1

At Amarillo, Texas: OU leads 1-0

Date	Result	Location
11/25/89	W, 102-73	Norman
12/20/92	L, 76-63	Jonesboro
3/26/94	W, 69-65	Amarillo
12/2/07	W, 93-36	Norman
12/7/08	W, 87-57	Jonesboro

Army 1-0

Games: 1

Series Record: OU leads 1-0

At West Point: OU leads 1-0

Date	Result	Location
12/10/10	W, 59-46	West Point

Baylor 26-25

Games: 51

Series Record: OU leads 26-25

At College Station, Texas: OU leads 1-0

At Dallas: OU leads 1-0

At Norman: OU leads 11-11

At Oklahoma City: Tied at 1-1

At Waco, Texas: Baylor leads 12-10*

At Kansas City, Mo.: OU leads 2-0

*Does not include one Baylor forfeit

Date	Result	Location
1/9/80	W, 66-48	College Station

1981	W, by forfeit	site unknown
12/30/91	W, 113-72	Norman
2/3/92	W, 83-76	Waco
1/18/97	L, 87-65	Waco
2/26/97	L, 78-63	Norman
1/14/98	L, 67-64	Norman
2/1/98	L, 97-67	Waco
1/16/99	W, 86-65	Norman
2/17/99	W, 76-67	Waco
1/15/00	W, 87-66	Waco
2/2/00	W, 87-59	Norman
1/13/01	W, 90-87	Waco
2/21/01	W, 86-76	Norman
1/12/02	W, 82-73	Waco
2/5/02	W, 69-60	Norman
3/9/02	W, 84-69	Kansas City
1/26/03	W, 65-64	Waco
2/12/03	W, 78-64	Norman
1/24/04	L, 74-67	Norman
2/21/04	L, 77-62	Waco
1/16/05	L, 78-68	Waco
2/9/05	L, 73-72	Norman
1/21/06	W, 73-70	Waco
2/12/06	W, 81-77 (OT)	Norman
3/11/06	W, 72-61	Dallas
1/10/07	W, 76-63	Waco
2/28/07	W, 88-61	Norman
3/8/07	W, 78-64	Oklahoma City
1/20/07	L, 84-73	Norman
2/17/08	L, 79-59	Waco
1/28/09	W, 56-51	Waco
2/21/09	W, 66-58	Norman
01/13/10	L, 57-47	Waco
2/10/10	W, 62-60 (OT)	Norman
3/12/10	W, 59-54	Kansas City
2/2/11	L, 92-70	Waco
2/27/11	L, 82-81	Norman
1/26/12	L, 89-58	Norman
2/6/12	L, 81-54	Waco
1/26/13	L, 82-65	Waco
2/25/13	L, 86-64	Norman
2/3/14	L, 81-67	Norman
2/24/14	L, 96-89	Waco
2/11/15	L, 89-66	Waco
2/25/15	W, 68-64	Norman
1/3/16	L, 78-68	Waco
2/22/16	L, 78-70	Norman
3/6/16	L, 84-57	Oklahoma City
1/29/17	L, 92-58	Waco
2/27/17	L, 103-64	Norman

Boston College 1-0

Games: 1

Series Record: OU leads 1-0

At Freeport, Bahamas: OU leads 1-0

Date	Result	Location
11/28/15	W, 76-61	Freeport

Boston University 1-0

Games: 1

Series Record: OU leads 1-0

At Miami, Fla.: OU leads 1-0

Date	Result	Location
12/31/88	W, 77-72	Miami

RECORDS VS. OPPONENTS

Bradley 3-0

Games: 2
Series Record: OU leads 3-0
At Norman: OU leads 1-0
At Freeport, Baham: OU leads 1-0
At Peoria, Ill.: OU leads 1-0

Date	Result	Location
11/28/15	W, 76-61	Freeport
11/21/14	W, 104-55	Norman
11/22/15	W, 79-46	Peoria

BYU 5-1

Games: 6
Series Record: OU leads 5-1
At Denver: OU leads 1-0
At Norman: OU leads 2-0
At Provo, Utah: Tied at 1-1
At West Lafayette, Ind.: OU leads 1-0

Date	Result	Location
1/9/89	W, 103-81	Norman
12/30/89	L, 108-77	Provo
3/18/00	W, 86-81	West Lafayette
3/20/06	W, 86-70	Denver
11/19/15	W, 73-47	Norman
11/19/16	W, 68-61	Provo

Bucknell 1-0

Games: 1
Series Record: OU leads 1-0
At Miami, Fla.: OU leads 1-0

Date	Result	Location
12/30/92	W, 84-60	Miami

Butler 1-0

Games: 1
Series Record: OU leads 1-0
At San Antonio: OU leads 1-0

Date	Result	Location
11/23/01	W, 90-44	San Antonio

California 1-3

Games: 4
Series Record: Cal leads 3-1
At Amarillo, Texas: Cal leads 1-0
At Honolulu, Hawaii: Cal leads 1-0
At Las Vegas, Nev.: Cal leads 1-0
At San Jose, Calif.: OU leads 1-0

Date	Result	Location
3/24/84	L, 81-78	Amarillo
11/28/87	L, 81-66	Honolulu
12/13/08	W, 86-75	San Jose
12/20/16	L, 82-74	Las Vegas

California-Riverside 2-0

Games: 2
Series Record: OU leads 2-0
At Norman: OU leads 2-0

Date	Result	Location
11/15/08	W, 88-57	Norman
12/20/12	W, 70-46	Norman

Cal State Bakersfield 1-0

Games: 1
Series Record: OU leads 1-0
At San Jose, Calif.: OU leads 1-0

Date	Result	Location
12/12/08	W, 105-84	San Jose

Cal State Fullerton 1-0

Games: 1
Series Record: OU leads 1-0
At Norman: OU leads 1-0

Date	Result	Location
12/30/09	W, 95-76	Norman

Cal State Northridge 1-0

Games: 1
Series Record: OU leads 1-0
At Norman: OU leads 1-0

Date	Result	Location
12/29/12	W, 79-57	Norman

Cameron 4-0

Games: 4
Series Record: OU leads 4-0
At Norman: OU leads 3-0
At Lawton: OU leads 1-0

Date	Result	Location
11/21/77	W, 77-52	Norman
1/28/78	W, 73-50	Lawton
11/30/82	W, 85-57	Norman
11/10/10	W, 85-23	Norman

Central Arkansas 1-0

Games: 1
Series Record: OU leads 1-0
At Norman: OU leads 1-0

Date	Result	Location
12/20/07	W, 121-48	Norman

Central Michigan 1-0

Games: 1
Series Record: OU leads 1-0
At Columbus, Ohio: OU leads 1-0

Date	Result	Location
3/23/13	W, 78-73	Columbus

Central Missouri State 0-1

Games: 1
Series Record: CMSU leads 1-0
At Norman: CMSU leads 1-0

Date	Result	Location
1/4/91	L, 88-80	Norman

Central Oklahoma 4-5

Games: 9
Series Record: UCO leads 5-4
At Edmond: UCO leads 3-1
At Tahlequah: OU leads 1-0
At Norman: UCO leads 3-1

Date	Result	Location
2/8/75	L, 55-51	Edmond
2/25/75	L, 47-43	Norman
12/5/75	L, 70-34	Norman
1/27/76	L, 58-47	Edmond
12/7/76	L, 53-42	Edmond
3/1/77	W, 60-49	Norman
2/14/78	W, 65-57	Edmond
2/24/78	W, 59-56	Tahlequah
12/13/82	W, 82-56	Norman

Chattanooga 0-1

Games: 1
Series Record: UTC leads 1-0
At Amarillo, Texas: UTC leads 1-0

Date	Result	Location
3/16/84	L, 84-78	Amarillo

Colorado 22-34

Games: 56
Series Record: CU leads 34-22
At Norman: OU leads 12-10
At Boulder, Colo.: CU leads 17-6
At Dallas, Texas: Tied 1-1
At Lincoln, Neb.: CU leads 1-0
At Kansas City, Mo.: Tied 1-1
At Manhattan, Kan.: CU leads 1-0
At Boise, Idaho: OU leads 1-0
At Salina, Kan.: CU leads 3-0

Date	Result	Location
12/7/78	W, 68-66	Norman
1/19/79	L, 78-62	Lincoln
12/3/79	L, 90-77	Boulder
1/14/82	L, 71-61	Manhattan
1/29/83	W, 90-79	Norman
2/26/83	L, 89-82	Boulder
3/10/83	L, 78-70	Norman
1/18/84	L, 66-62	Boulder
2/18/84	W, 88-78	Norman
1/29/85	W, 73-65	Boulder
2/20/85	W, 80-58	Norman
1/15/86	L, 91-84	Boulder
2/15/86	W, 82-69	Norman
1/27/87	L, 94-80	Boulder
2/18/87	L, 74-73	Norman
1/13/88	W, 82-78	Boulder
2/27/88	L, 91-88 (OT)	Norman
1/27/89	L, 73-70	Norman
2/18/89	L, 87-76	Boulder
3/4/89	L, 80-61	Salina
1/10/90	L, 56-48	Norman
2/18/90	L, 86-49	Boulder
1/16/91	L, 68-51	Norman
2/3/91	L, 76-55	Boulder
3/2/91	L, 80-75	Salina
2/1/92	L, 63-55	Norman

RECORDS VS. OPPONENTS

2/22/92	L, 86-63	Boulder
1/29/93	L, 80-49	Boulder
2/28/93	W, 74-69	Norman
1/28/94	L, 79-74	Norman
2/27/94	L, 89-79	Boulder
1/8/95	L, 83-59	Boulder
2/3/95	L, 69-64	Norman
1/28/96	L, 68-53	Norman
2/23/96	L, 83-68	Boulder
3/2/96	L, 76-70	Salina
2/12/97	L, 61-42	Boulder
1/28/98	W, 61-58	Norman
3/3/98	L, 71-66	Kansas City
1/9/99	L, 63-62	Boulder
1/22/00	W, 76-73	Norman
1/3/01	W, 89-69	Boulder
3/8/01	W, 102-93	Kansas City
1/2/02	W, 78-67	Norman
3/25/02	W, 94-60	Boise
2/16/03	L, 61-57	Boulder
3/12/03	L, 73-68	Dallas
2/18/04	W, 78-58	Norman
3/10/04	W, 63-56	Dallas
2/16/05	W, 77-61	Boulder
1/7/06	W, 84-61	Norman
1/20/07	W, 82-67	Boulder
2/9/08	W, 82-66	Norman
1/21/09	W, 72-58	Boulder
2/13/10	W, 65-55	Norman
2/23/11	L, 73-68	Boulder

Colorado State 2-1

Games: 2
Series Record: OU leads 2-1
At Norman: OU leads 2-0
At Wichita, Kan.: CSU leads 1-0

Date	Result	Location
1/8/77	L, 59-56	Wichita
1/10/87	W, 72-58	Norman
11/27/17	W, 70-55	Norman

Connecticut 0-10

Games: 10
Series Record: UConn leads 10-0
At Honolulu: UConn leads 1-0
At Norman: UConn leads 3-0
At Richmond, Va.: UConn leads 1-0
At Hartford, Conn.: UConn leads 2-0
At Storrs, Conn.: UConn leads 2-0
At San Antonio: UConn leads 1-0

Date	Result	Location
12/29/99	L, 84-68	Norman
3/25/00	L, 102-80	Richmond
12/22/01	L, 86-72	Hartford
3/31/02	L, 82-70	San Antonio
12/1/02	L, 73-60	Honolulu
11/20/05	L, 82-62	Storrs
11/30/08	L, 106-78	Storrs
2/15/10	L, 76-60	Norman
2/14/11	L, 86-45	Hartford
2/13/12	L, 73-55	Norman

Creighton 5-0

Games: 5
Series Record: OU leads 5-0
At Norman: OU leads 3-0
At Omaha, Neb.: OU leads 2-0

Date	Result	Location
12/2/85	W, 94-76	Norman
12/03/08	W, 69-49	Norman
12/20/09	W, 67-58	Omaha
12/10/12	W, 69-48	Omaha
12/1/13	W, 80-52	Norman

Dayton 1-0

Games: 1
Series Record: OU leads 1-0
At Miami, Fla.: OU leads 1-0

Date	Result	Location
1/3/86	W, 64-46	Miami

Denver 2-0

Games: 2
Series Record: OU leads 2-0
At Norman: OU leads 1-0
At Denver: OU leads 1-0

Date	Result	Location
12/28/98	W, 80-52	Norman
12/18/99	W, 69-62	Denver

DePaul 1-1

Games: 2
Series Record: Tied 1-1
At Norman: OU leads 1-0
At Durham, N.C.: DePaul leads 1-0

Date	Result	Location
11/12/06	W, 105-71	Norman
3/22/14	L, 104-100	Durham

Drake 0-3

Games: 3
Series Record: DU leads 3-0
At Norman: DU leads 2-0
At Des Moines, Iowa: DU leads 1-0

Date	Result	Location
1/14/77	L, 61-56	Norman
12/3/95	L, 81-71	Des Moines
11/25/96	L, 77-64	Norman

Duke 1-2

Games: 3
Series Record: Duke leads 2-1
At Norman: Duke leads 1-0
Durham, N.C.: Duke leads 1-0
At San Antonio: OU leads 1-0

Date	Result	Location
3/29/02	W, 86-71	San Antonio
12/8/13	L, 94-85	Norman
12/14/14	L, 92-72	Durham

East Central (Okla.) 3-3

Games: 6
Series Record: Tied 3-3
At Norman: OU leads 2-1
At Ada, Okla.: ECU leads 3-0

Date	Result	Location
1/27/75	L, 62-41	Ada
2/6/75	L, 62-50	Norman
1/31/76	W, 44-38	Norman
12/16/77	W, 75-62	Norman
1/20/78	L, 64-47	Ada
12/16/78	W, 52-47	Ada

Eastern Illinois 0-1

Games: 1
Series Record: EIU leads 1-0
At Green Bay, Wis.: EIU leads 1-0

Date	Result	Location
12/8/89	L, 110-88	Green Bay

Eastern Kentucky 1-0

Games: 1
Series Record: OU leads 1-0
At Honolulu, Hawaii: OU leads 1-0

Date	Result	Location
11/18/06	W, 92-79	Honolulu

Eastern New Mexico 1-0

Games: 1
Series Record: OU leads 1-0
At Norman: OU leads 1-0

Date	Result	Location
1/6/79	W, 71-62	Norman

Eastern Washington 1-0

Games: 1
Series Record: OU leads 1-0
At College Station, Texas: OU leads 1-0

Date	Result	Location
11/24/90	W, 82-71	College Station

Emporia State 1-0

Games: 1
Series Record: OU leads 1-0
At Norman: OU leads 1-0

Date	Result	Location
1/4/84	W, 110-60	Norman

Fairfield 1-0

Games: 1
Series Record: OU leads 1-0
At Bridgeport, Conn.: OU leads 1-0

Date	Result	Location
12/18/13	W, 79-51	Bridgeport

RECORDS VS. OPPONENTS

Fordham 1-0

Games: 1
Series Record: OU leads 1-0
At Honolulu: OU leads 1-0

Date	Result	Location
11/29/02	W, 90-62	Honolulu

Fresno State 1-1

Games: 2
Series Record: Tied 1-1
At Norman: OU leads 1-0
At Fresno, Calif.: CSUF leads 1-0

Date	Result	Location
11/22/10	W, 84-66	Norman
12/8/11	L, 69-66	Fresno

Gardner-Webb 1-0

Games: 1
Series Record: OU leads 1-0
At Norman: OU leads 1-0

Date	Result	Location
11/27/10	W, 84-75	Norman

George Washington 0-2

Games: 2
Series Record: GWU leads 2-0
At Washington D.C.: GWU leads 1-0
At Norman: GWU leads 1-0

Date	Result	Location
12/4/93	L, 88-74	Washington D.C.
3/23/03	L, 71-61	Norman

Georgia 1-4

Games: 5
Series Record: UGA leads 4-1
At Norman: Tied 1-1
At Athens, Ga.: UGA leads 2-0
At Madison, Wis.: UGA leads 1-0

Date	Result	Location
12/11/97	L, 94-76	Norman
12/13/98	L, 88-79	Athens
11/22/00	L, 94-70	Madison
1/27/08	W, 65-57	Norman
11/15/09	L, 62-51	Athens

Georgia State 1-0

Games: 1
Series Record: OU leads 1-0
At Norman: OU leads 1-0

Date	Result	Location
12/6/84	W, 83-62	Norman

Georgia Tech 1-0

Games: 1
Series Record: OU leads 1-0
At Iowa City, Iowa: OU leads 1-0

Date	Result	Location
3/24/09	W, 69-50	Iowa City

Gonzaga 2-0

Games: 2
Series Record: OU leads 2-0
At Norman: OU leads 1-0
At Seattle: OU leads 1-0

Date	Result	Location
11/14/13	W, 82-78	Norman
3/18/17	W, 75-62	Seattle

Grambling 1-0

Games: 1
Series Record: OU leads 1-0
At Norman: OU leads 1-0

Date	Result	Location
12/21/95	W, 100-66	Norman

Hartford 2-0

Games: 2
Series Record: OU leads 2-0
At Norman: OU leads 2-0

Date	Result	Location
12/21/95	W, 100-66	Norman
3/16/02	W, 84-52	Norman

Hawaii 3-1

Games: 4
Series Record: OU leads 3-1
At Honolulu, Hawaii: OU leads 3-1

Date	Result	Location
12/6/91	L, 95-82	Honolulu
12/20/99	W, 67-53	Honolulu
11/18/06	W, 76-56	Honolulu
11/25/12	W, 74-49	Honolulu

Henderson State 1-0

Games: 1
Series Record: OU leads 1-0
At Norman: OU leads 1-0

Date	Result	Location
12/29/04	W, 87-44	Norman

Houston 2-0

Games: 2
Series Record: OU leads 2-0
At Norman: OU leads 1-0
At Houston, Texas: OU leads 1-0

Date	Result	Location
1/10/81	W, 67-66	Norman
1/20/81	W, 82-79	Houston

Howard 1-0

Games: 1
Series Record: OU leads 1-0
At Honolulu, Hawaii: OU leads 1-0

Date	Result	Location
12/7/91	W, 91-61	Honolulu

Illinois 4-1

Games: 5
Series Record: OU leads 4-1
At Norman, Okla.: OU leads 2-0
At Champaign-Urbana, Ill.: Tied 1-1
At U.S. Virgin Islands: OU leads 1-0

Date	Result	Location
12/16/01	W, 91-69	Norman
12/28/03	W, 70-53	Norman
12/18/05	L, 86-75	Champaign
12/5/07	W, 77-67	Champaign
11/29/14	W, 78-76 (OT)	U.S.V.I.

Illinois State 3-0

Games: 3
Series Record: OU leads 3-0
At Normal, Ill.: OU leads 1-0
At Washington D.C.: OU leads 1-0
At West Lafayette, Ind.: OU leads 1-0

Date	Result	Location
3/17/84	W, 67-65	Normal
12/3/93	W, 69-56	Washington D.C.
3/23/08	W, 69-61	West Lafayette

Iowa 1-2

Games: 3
Series Record: Iowa leads 2-1
At Grand Bahama Island: Iowa leads 1-0
At Miami, Fla.: Iowa leads 1-0
At San Francisco: OU leads 1-0

Date	Result	Location
12/29/88	L, 86-69	Miami
11/27/04	L, 54-47	Grand Bahamas
11/25/05	W, 85-68	San Francisco

Iowa State 37-25

Games: 62
Series Record: OU leads 39-23
At Norman: OU leads 23-5
At Oklahoma City: OU leads 1-0
At Ames, Iowa: ISU leads 15-11
At Boulder, Colo.: ISU leads 1-0
At Columbia, Mo.: OU leads 1-0
At Dallas: Tied 1-1
At Kansas City, Mo.: Tied 1-1
At Lincoln, Neb.: ISU leads 1-0

Date	Result	Location
1/21/77	L, 93-58	Boulder
1/20/79	L, 80-69	Lincoln
1/18/80	W, 87-77	Columbia
11/27/82	L, 80-76	Ames
12/18/82	W, 80-64	Norman
1/28/84	W, 77-73	Ames
2/25/84	W, 97-59	Norman
1/23/85	W, 89-56	Ames
2/13/85	W, 89-48	Norman
3/4/85	W, 78-63	Kansas City
1/18/86	W, 85-62	Norman
2/8/86	L, 81-72	Ames
1/31/87	W, 74-72	Norman
2/24/87	W, 87-72	Ames

RECORDS VS. OPPONENTS

1/30/88	L, 82-66	Ames
2/20/88	W, 85-76	Norman
1/21/89	W, 72-65	Norman
2/11/89	W, 84-74	Ames
1/13/90	L, 92-78	Ames
2/10/90	W, 70-69	Norman
1/30/91	W, 101-74	Norman
1/15/92	W, 94-63	Norman
3/1/92	W, 78-70	Ames
1/8/93	W, 66-55	Ames
2/7/93	W, 79-57	Norman
1/7/94	W, 84-61	Norman
2/6/94	W, 65-45	Ames
1/15/95	W, 101-77	Norman
2/10/95	L, 69-62	Ames
1/7/96	W, 89-78	Norman
2/2/96	L, 73-57	Ames
1/11/97	L, 67-58	Norman
1/10/98	L, 83-68	Ames
1/2/99	L, 81-60	Norman
2/8/00	L, 71-56	Ames
1/6/01	L, 81-79	Norman
3/10/01	L, 68-65	Kansas City
1/15/02	L, 82-66	Ames
2/22/03	W, 61-48	Norman
1/20/04	L, 69-51	Ames
1/29/05	L, 73-60	Ames
1/24/07	W, 69-49	Norman
3/10/07	W, 67-60	Oklahoma City
1/9/08	W, 67-64	Ames
2/11/09	W, 58-49	Norman
1/27/10	W, 81-69	Ames
2/5/11	W, 65-62	Norman
1/4/12	W, 80-51	Norman
2/18/12	L, 77-71	Ames
1/15/13	L, 82-61	Ames
2/14/13	L, 72-68	Norman
3/10/13	L, 79-60	Dallas
1/5/14	L, 82-75 (OT)	Norman
1/21/14	W, 75-54	Ames
2/4/15	W, 75-66	Norman
2/17/15	L, 84-76 (OT)	Ames
1/30/16	W, 77-71	Ames
2/27/16	W, 85-54	Norman
1/11/17	W, 67-57	Ames
1/25/17	W, 78-63	Norman



»Oklahoma has won 13 out of the last 19 meetings against Iowa State. **Maddie Manning** scored a game-high 21 points against the Cyclones in OU's 78-63 win on Jan. 25, 2017.

Kansas	37-30	3/8/92	L, 70-62	Salina	
Games: 67		1/22/93	L, 70-64	Norman	
Series Record: OU leads 37-30		2/21/93	L, 76-54	Lawrence	
At Norman: OU leads 17-11		1/21/94	L, 85-78	Lawrence	
At Lawrence, Kan.: OU leads 16-14		2/20/94	L, 80-76	Norman	
At Boulder, Colo.: KU leads 1-0		1/20/95	W, 71-69	Lawrence	
At Kansas City, Mo.: OU leads 2-0		2/19/95	W, 103-83	Norman	
At Manhattan, Kan.: Tied 1-1		3/5/95	L, 88-81	Salina	
At Salina, Kan.: Kansas leads 3-0		1/19/96	W, 71-68	Lawrence	
At Oklahoma City, Okla.: OU leads 1-0		2/18/96	L, 81-63	Norman	
		3/1/97	L, 92-69	Lawrence	
Date	Result	Location			
2/13/76	L, 65-39	Manhattan	2/25/98	L, 78-74	Norman
1/20/77	L, 72-45	Boulder	2/20/99	L, 58-54	Lawrence
1/16/81	L, 95-55	Lawrence	2/26/00	W, 88-69	Norman
1/15/82	W, 73-63	Manhattan	1/24/01	W, 88-64	Lawrence
1/30/82	W, 64-61	Lawrence	3/7/01	W, 80-61	Kansas City
1/18/83	W, 83-74	Norman	2/2/02	W, 79-57	Norman
2/2/83	L, 81-79	Lawrence	1/22/03	W, 61-49	Lawrence
1/31/84	W, 87-84	Norman	2/14/04	W, 83-59	Norman
2/22/84	W, 85-74	Lawrence	2/2/05	W, 65-49	Lawrence
3/8/84	W, 76-63	Norman	2/8/06	W, 86-57	Norman
1/19/85	W, 90-69	Norman	2/21/07	W, 76-70	Lawrence
2/24/85	W, 78-77 (OT)	Lawrence	1/30/08	W, 67-51	Norman
3/7/85	W, 79-69	Kansas City	2/12/09	W, 69-54	Lawrence
2/1/86	L, 85-67	Lawrence	3/13/09	W, 76-59	Oklahoma City
2/26/86	L, 77-72	Norman	1/23/10	W, 81-69	Norman
1/14/87	W, 81-67	Norman	1/23/11	W, 75-57	Lawrence
2/14/87	L, 89-73	Lawrence	1/31/12	W, 78-64 (OT)	Lawrence
2/3/88	L, 71-68	Norman	3/4/12	L, 83-77	Norman
2/24/88	L, 71-68	Lawrence	2/17/13	L, 81-71	Lawrence
3/2/88	L, 67-66	Salina	3/2/13	W, 85-77	Norman
1/14/89	L, 86-82 (OT)	Lawrence	2/9/14	W, 81-71	Lawrence
2/15/89	W, 101-87	Norman	2/22/14	W, 64-61	Norman
1/17/90	L, 94-69	Lawrence	2/7/15	W, 69-57	Lawrence
2/3/90	L, 83-77	Norman	2/28/15	L, 65-58	Norman
1/9/91	L, 81-64	Lawrence	12/30/15	W, 67-44	Norman
2/16/91	L, 76-69	Norman	2/20/16	W, 72-66	Lawrence
2/5/92	L, 75-56	Lawrence	12/28/16	W, 84-54	Lawrence
2/26/92	L, 73-72 (OT)	Norman	2/1/17	W, 89-52	Norman

Jackson State 1-0

Games: 1
Series Record: OU leads 1-0
At Norman: OU leads 1-0

Date	Result	Location
12/7/98	W, 103-37	Norman

James Madison 2-0

Games: 2
Series Record: OU leads 2-0
At Miami, Fla.: OU leads 1-0
At Charlottesville, Va.: OU leads 1-0

Date	Result	Location
1/4/86	W, 57-55	Miami
3/20/11	W, 86-72	Charlottesville

RECORDS VS. OPPONENTS

Kansas State

38-25

Games: 63

Series Record: OU leads 38-26

At Norman: OU leads 20-9

At Manhattan, Kan.: OU leads 15-13

At Dallas, Texas: OU leads 1-0

At Lawrence, Kan.: OU leads 1-0

At Kansas City, Mo.: KSU leads 2-1

At Salina, Kan.: KSU leads 1-0

Date	Result	Location
2/12/76	L, 90-27	Manhattan
1/7/78	W, 67-61	Lawrence
12/14/79	L, 96-73	Manhattan
2/5/83	L, 86-74	Norman
3/5/83	L, 87-63	Norman
1/21/84	L, 88-70	Manhattan
2/11/84	L, 71-61	Norman
3/9/84	L, 69-67	Kansas City
1/26/85	W, 92-85	Norman
2/9/85	L, 90-75	Manhattan
1/22/86	W, 83-72	Manhattan
2/11/86	W, 94-77	Norman
1/6/87	W, 70-47	Norman
2/4/87	L, 80-69	Manhattan
2/28/87	L, 79-64	Salina
1/16/88	W, 96-65	Manhattan
2/13/88	W, 79-61	Norman
2/1/89	L, 84-83	Norman
2/22/89	L, 64-60	Manhattan
1/20/90	L, 94-87	Norman
2/14/90	L, 92-88	Manhattan
1/23/91	L, 86-75	Manhattan
2/6/91	W, 88-56	Norman
1/18/92	L, 91-86	Norman
2/12/92	W, 88-73	Manhattan
1/24/93	W, 88-60	Norman
2/19/93	W, 87-65	Manhattan
1/23/94	L, 72-54	Manhattan
2/18/94	L, 71-70	Norman
1/22/95	W, 79-70	Manhattan
2/17/95	W, 71-60	Norman
1/21/96	W, by forfeit (KSU, 80-67)	Manhattan
2/16/96	W, 62-54	Norman
2/8/97	L, 49-47	Norman
3/4/97	L, 81-56	Kansas City
2/4/98	W, 69-67	Manhattan
2/13/99	W, 79-58	Norman
2/22/00	W, 64-56	Manhattan
2/14/01	W, 79-60	Norman
2/13/02	W, 76-68	Manhattan
3/7/02	W, 69-49	Kansas City
2/1/03	L, 74-45	Norman
1/31/04	L, 74-65	Manhattan
3/11/04	W, 78-66	Dallas
2/13/05	W, 77-61	Norman
2/21/06	W, 78-64	Manhattan
1/3/07	W, 78-58	Norman
2/20/08	W, 68-65	Manhattan
1/14/09	W, 64-48	Norman
2/21/10	W, 64-58	Manhattan
1/12/11	W, 52-45	Norman
1/17/12	W, 65-57	Manhattan



» Oklahoma is 23-6 against Kansas State in regular season Big 12 games. **Gabbi Ortiz** helped the Sooners top K-State in overtime last year in Norman.

2/15/12	W, 68-62	Norman
2/6/13	W, 74-68	Manhattan
2/29/13	W, 72-57	Norman
1/11/14	W, 61-50	Norman
1/29/14	L, 86-78	Manhattan
2/7/15	W, 66-58	Norman
2/21/15	W, 73-64	Manhattan
1/10/16	W, 68-58	Norman
2/9/16	L, 87-71	Manhattan
1/4/17	W, 85-80 (OT)	Norman
2/21/17	L, 79-71	Manhattan

Kentucky 1-3

Games: 4

Series Record: Kentucky leads 3-1

At U.S. V.I.: UK leads 1-0

At Kansas City, Mo.: OU leads 1-0

At Lexington, Ky.: UK leads 1-0

Date	Result	Location
3/30/10	W, 88-68	Kansas City
11/28/14	L, 92-88 (OT)	U.S. V.I.
3/21/16	L, 79-58	Lexington
12/11/16	L, 82-68	Lexington

Lamar 3-0

Games: 3

Series Record: OU leads 3-0

At Norman: OU leads 2-0

At Beaumont, Texas: OU leads 1-0

Date	Result	Location
12/2/05	W, 60-42	Norman
11/29/06	W, 79-44	Beaumont
11/18/14	W, 100-73	Norman

La Salle 1-0

Games: 1

Series Record: OU leads 1-0

At Miami, Fla.: OU leads 1-0

Date	Result	Location
1/5/86	W, 71-68	Miami

Liberty 1-0

Games: 1

Series Record: OU leads 1-0

At Nashville, Tenn.: OU leads 1-0

Date	Result	Location
11/15/11	W, 76-45	Nashville

Louisiana-Monroe (ULM) 2-2

Games: 4

Series Record: Tied 2-2

At Norman: OU leads 2-0

At Monroe, La.: ULM leads 1-0

At Tulsa, Okla.: ULM leads 1-0

Date	Result	Location
3/7/79	L, 69-59	Tulsa
1/7/83	W, 87-74	Norman
12/2/89	W, 95-93	Norman
1/28/91	L, 79-76	Monroe

Louisiana Tech 1-4

Games: 5

Series Record: La. Tech leads 4-1

At Eugene, Ore.: OU leads 1-0

At Norman, Okla.: La. Tech leads 1-0

At Ruston, La.: La. Tech leads 2-0

At Nacogdoches, Texas: La. Tech leads 1-0

Date	Result	Location
3/18/81	L, 88-68	Nacogdoches
2/22/82	L, 101-57	Norman
2/21/83	L, 105-75	Ruston
3/18/95	L, 48-36	Ruston
12/18/04	W, 86-59	Eugene

Louisville 0-2

Games: 2

Series Record: Louisville leads 2-0

At St. Louis: Louisville leads 1-0

At Norman: Louisville leads 1-0

Date	Result	Location
4/4/09	L, 61-59	St. Louis
11/17/13	L, 97-92 (OT)	Norman

Loyola Marymount 1-1

Games: 2

Series Record: Tied 1-1

At Los Angeles: Tied 1-1

Date	Result	Location
12/28/90	L, 76-75	Los Angeles
11/27/97	W, 63-55	Los Angeles

RECORDS VS. OPPONENTS

Loyola (Md.) 1-0

Games: 1
Series Record: OU leads 1-0
At Ruston, La.: OU leads 1-0

Date	Result	Location
3/16/95	W, 90-55	Ruston

Marist 4-1

Games: 5
Series Record: OU leads 4-1
At Tempe, Ariz.: OU leads 2-0
At Norman: OU leads 2-0
At Poughkeepsie, N.Y.: Tied 1-1

Date	Result	Location
3/20/04	W, 58-45	Tempe
11/26/08	W, 83-57	Norman
12/09/09	W, 80-71	Poughkeepsie
12/2/12	W, 68-55	Norman
12/21/13	L, 76-69	Poughkeepsie

Marquette 1-0

Games: 1
Series Record: OU leads 1-0
At Austin, Texas: OU leads 1-0

Date	Result	Location
3/19/07	W, 78-47	Austin

Maryland 0-1

Games: 1
Series Record: UM leads 1-0
At Chapel Hill, N.C.: UM leads 1-0

Date	Result	Location
11/11/07	L, 76-66	Chapel Hill

Maryland Eastern Shore 1-0

Games: 1
Series Record: OU leads 1-0
At Norman: OU leads 1-0

Date	Result	Location
12/15/13	W, 105-46	Norman

McNeese State 2-1

Games: 3
Series Record: OU leads 2-1
At Norman: OU leads 1-0
At Lake Charles, La.: OU leads 1-0 (by forfeit)
At College Station, Texas: OU leads 1-0

Date	Result	Location
1/8/80	L, 61-46	College Station
1/7/81	W, 96-71	Norman
1/19/81	W, by forfeit	Lake Charles (MS, 82-77, 0T)

Memphis 0-2

Games: 2
Series Record: UM leads 2-0
At College Station, Texas: UM leads 1-0
At Jamaica, N.Y.: UM leads 1-0

Date	Result	Location
1/10/80	L, 54-53	College Station
12/28/96	L, 71-65	Jamaica

Mercer 2-0

Games: 1
Series Record: OU leads 2-0 **At Fayetteville, Ark.:** OU leads 1-0

Date	Result	Location
12/19/92	W, 69-60	Fayetteville
11/13/09	W, 108-66	Norman

Miami (Fla.) 2-2

Games: 4
Series Record: Tied 2-2
At Norman: OU leads 1-0
At Coral Gables, Fla.: UM leads 2-0
At Charlottesville, Va.: OU leads 1-0

Date	Result	Location
12/30/88	L, 69-66	Coral Gables
12/20/97	W, 67-62	Norman
12/19/98	L, 62-60	Coral Gables
3/22/11	W, 88-83	Charlottesville

Michigan 2-0

Games: 2
Series Record: OU leads 2-0
At Norman: OU leads 2-0

Date	Result	Location
12/28/93	W, 96-86	Norman
3/18/12	W, 88-67	Norman

Michigan State 1-1

Games: 2
Series Record: Tied 1-1
At East Lansing, Mich.: OU leads 1-0
At Norman: MSU leads 1-0

Date	Result	Location
12/21/05	L, 80-60	Norman
12/16/07	W, 66-55	East Lansing

Middle Tennessee 2-0

Games: 2
Series Record: OU leads 2-0
At Bowling Green, Ky.: OU leads 1-0
At Norman: OU leads 1-0

Date	Result	Location
11/24/85	W, 83-75	Bowling Green
11/19/08	W, 85-65	Norman

Midwestern State 2-0

Games: 2
Series Record: OU leads 2-0
At Norman: OU leads 1-0
At Wichita Falls, Texas: OU leads 1-0

Date	Result	Location
1/16/84	W, 118-75	Norman
11/26/84	W, 91-46	Wichita Falls

Milwaukee 3-0

Games: 3
Series Record: OU leads 3-0
At Norman: OU leads 2-0
At Milwaukee: OU leads 1-0

Date	Result	Location
11/11/06	W, 89-57	Norman
11/13/10	W, 76-69	Milwaukee
12/11/11	W, 72-50	Norman

Minnesota 2-0

Games: 2
Series Record: OU leads 2-0
At Minneapolis: OU leads 1-0
At Stillwater, Okla.: OU leads 1-0

Date	Result	Location
12/22/90	W, 85-75	Minneapolis
12/31/94	W, 74-64	Stillwater

Mississippi 1-2

Games: 3
Series Record: UM leads 2-1
At Norman: OU leads 1-0
At Oxford, Miss.: UM leads 1-0
At Dayton, Ohio: UM leads 1-0

Date	Result	Location
12/14/97	W, 89-85	Norman
12/2/98	L, 77-75	Oxford
3/25/07	L, 90-82	Dayton

Mississippi State 1-0

Games: 1
Series Record: OU leads 1-0
At Cancun, Mexico: OU leads 1-0

Date	Result	Location
11/23/07	W, 88-73	Cancun

Mississippi Valley State 0-1

Games: 1
Series Record: MVSU leads 1-0
At Norman: MVSU leads 1-0

Date	Result	Location
12/8/88	L, 89-83	Norman

Missouri 30-29

Games: 59
Series Record: OU leads 30-29
At Columbia, Mo.: MU leads 14-10
At Dallas: OU leads 1-0
At Kansas City: MU leads 3-1
At Lawrence, Kan.: MU leads 2-0
At Manhattan, Kan.: MU leads 1-0
At Norman: OU leads 16-9
At Salina, Kan.: OU leads 2-0

Date	Result	Location
1/4/77	L, 66-46	Norman
1/6/78	L, 80-56	Lawrence
1/17/80	L, 90-63	Columbia
12/20/80	W, 73-65	Columbia
1/17/81	L, 68-65	Lawrence

RECORDS VS. OPPONENTS

1/16/82	L, 87-64	Manhattan
2/24/82	L, 81-62	Norman
1/22/83	L, 109-73	Columbia
2/12/83	W, 85-75	Norman
2/4/84	L, 73-68	Norman
2/28/84	L, 102-77	Columbia
1/16/85	W, 93-83	Norman
2/16/85	L, 92-74	Columbia
3/9/85	L, 89-83	Kansas City
1/25/86	W, 105-79	Columbia
2/22/86	W, 88-80	Norman
3/6/86	L, 71-66	Kansas City
1/17/87	L, 72-70	Columbia
2/7/87	L, 86-76	Norman
1/20/88	L, 91-72	Columbia
2/6/88	W, 93-84	Norman
1/11/89	L, 71-68	Columbia
2/25/89	L, 104-91	Norman
1/27/90	L, 79-75	Norman
2/24/90	L, 89-60	Columbia
3/3/90	W, 80-77	Salina
1/12/91	W, 67-66	Norman
2/10/91	L, 68-59	Columbia
1/22/92	W, 74-72	Norman
2/9/92	L, 86-56	Columbia
3/7/92	W, 80-79	Salina
1/31/93	L, 69-63	Columbia
2/26/93	L, 68-49	Norman
1/30/94	W, 86-65	Norman
2/25/94	W, 77-71	Columbia
1/6/95	W, 98-83	Columbia
2/5/95	W, 80-57	Norman
1/26/96	W, 69-55	Norman
2/25/96	L, 89-66	Columbia
2/15/97	L, 81-56	Norman
2/22/98	L, 75-68	Columbia
2/27/99	L, 73-64	Norman
1/29/00	W, 76-71	Columbia
2/3/01	W, 82-62	Norman
2/23/02	W, 90-70	Columbia
2/26/03	W, 74-69	Norman
1/28/04	L, 77-65	Columbia
2/19/05	W, 73-59	Norman
2/4/06	W, 88-73	Columbia
3/9/06	W, 75-54	Dallas
2/25/07	W, 72-57	Norman
2/6/08	W, 64-57	Columbia
3/11/08	L, 70-64 (OT)	Kansas City
1/31/09	W, 78-56	Norman
1/20/10	W, 74-65	Columbia
2/12/11	W, 69-47	Norman
1/28/12	W, 62-59	Columbia
2/11/12	W, 64-60	Norman
3/8/12	W, 70-59	Kansas City

Missouri-Kansas City 1-0

Games: 1

Series Record: OU leads 1-0

At Norman: OU leads 1-0

Date	Result	Location
12/11/84	W, 88-62	Norman



» Ashley Paris recorded a career-high 23 rebounds against Missouri on March 11, 2008.

Missouri State 4-3

Games: 7

Series Record: OU leads 4-3

At Norman: OU leads 2-1

At Springfield, Mo.: Series tied 2-2

Date	Result	Location
12/11/84	W, 88-62	Norman
1/12/80	W, 68-66	Springfield
12/13/96	L, 81-58	Springfield
12/3/97	L, 81-65	Norman
12/1/00	W, 89-82	Norman
12/16/00	L, 69-61	Springfield
12/11/04	W, 74-71	Norman
12/10/05	W, 68-57	Springfield

Montana 0-1

Games: 1

Series Record: UM leads 1-0

At Missoula, Mont.: UM leads 1-0

Date	Result	Location
11/11/94	L, 76-64	Missoula

Montana State 2-1

Games: 3

Series Record: OU leads 2-1

At Norman: OU leads 1-0

At Bozeman, Mont.: OU leads 1-0

At Provo, Utah: MSU leads 1-0

Date	Result	Location
12/29/89	L, 86-80	Provo
12/8/01	W, 86-62	Norman
12/10/03	W, 90-59	Bozeman

Nebraska 27-23

Games: 50

Series Record: OU leads 27-23

At Norman: OU leads 16-6

At Lincoln, Neb.: NU leads 16-8

At Dallas: OU leads 1-0

At Lawrence, Kan.: OU leads 1-0

At Salina, Kan.: Tied 1-1

Date	Result	Location
1/5/78	W, 60-59	Lawrence

1/13/79	L, 71-63	Norman
1/18/79	L, 82-60	Lincoln
12/15/79	L, 68-44	Lincoln
1/12/83	L, 85-78	Lincoln
2/19/83	W, 107-82	Norman
2/8/84	W, 93-85	Lincoln
3/3/84	W, 97-79	Norman
2/6/85	W, 86-74	Norman
3/2/85	L, 102-99	Lincoln
1/29/86	W, 88-72	Norman
2/18/86	W, 102-75	Lincoln
1/24/87	W, 97-81	Norman
2/21/87	L, 97-89	Lincoln
1/27/88	L, 94-82	Norman
2/9/88	L, 92-74	Lincoln
1/25/89	W, 68-65 (OT)	Norman
2/8/89	L, 85-76	Lincoln
1/31/90	L, 88-81	Lincoln
2/21/90	W, 102-77	Norman
1/26/91	L, 95-67	Lincoln
2/24/91	W, 75-72	Norman
1/29/92	L, 97-65	Lincoln
2/15/92	W, 92-89	Norman
1/10/93	L, 87-78	Lincoln
2/5/93	L, 97-83	Norman
1/9/94	W, 79-78	Norman
2/4/94	L, 82-76	Lincoln
3/5/94	L, 73-56	Salina
1/13/95	W, 63-62	Norman
2/12/95	W, 85-83	Lincoln
3/4/95	W, 77-67	Salina
1/5/96	L, 79-58	Norman
2/4/96	L, 71-52	Lincoln
1/26/97	L, 87-59	Lincoln
2/14/98	L, 101-72	Norman
1/30/99	L, 85-62	Lincoln
2/5/00	W, 91-69	Norman
2/7/01	W, 84-62	Lincoln
2/16/02	W, 81-47	Norman
1/11/03	W, 57-43	Lincoln
3/11/03	W, 71-52	Dallas
1/7/04	W, 70-51	Norman
2/6/05	L, 70-51	Lincoln
2/26/06	W, 73-45	Norman
1/6/07	W, 77-69	Lincoln
1/16/08	W, 80-72	Norman
1/10/09	W, 77-56	Lincoln
2/24/10	L, 80-64	Norman
1/8/11	W, 70-50	Lincoln

Nebraska-Omaha 1-0

Games: 1

Series Record: OU leads 1-0

At Springfield, Mo.: OU leads 1-0

Date	Result	Location
11/23/79	W, 67-40	Springfield

New Hampshire 1-0

Games: 1

Series Record: OU leads 1-0

At Miami: OU leads 1-0

Date	Result	Location
1/2/85	W, 73-42	Miami

RECORDS VS. OPPONENTS

New Mexico 9-2

Games: 11
Series Record: OU leads 9-2
At Norman: OU leads 3-1
At Oklahoma City: OU leads 1-0
At Albuquerque, N.M.: OU leads 4-1
At Las Cruces, N.M.: OU leads 1-0

Date	Result	Location
1/13/78	W, 75-74	Las Cruces
12/2/78	L, 70-67	Norman
12/9/85	W, 73-61	Albuquerque
12/1/86	W, 87-51	Norman
1/2/95	W, 95-66	Norman
11/28/95	L, 82-75	Albuquerque
11/16/05	W, 74-63	Albuquerque
12/30/05	W, 83-70	Albuquerque
12/30/06	W, 80-58	Oklahoma City
12/12/10	W, 63-60	Norman
11/19/11	W, 58-56	Albuquerque

New Mexico State 3-2

Games: 5
Series Record: OU leads 3-2
At Norman: NMSU leads 1-0
At Las Cruces, N.M.: OU leads 2-1
At Amarillo, Texas: OU leads 1-0

Date	Result	Location
1/1/1/78	W, 71-61	Las Cruces
1/1/2/78	L, 77-61	Las Cruces
11/29/86	W, 80-71	Las Cruces
1/6/88	L, 78-72	Norman
3/24/94	W, 82-77	Amarillo

North Carolina 2-2

Games: 4
Series Record: Tied 2-2
At Chapel Hill, N.C.: OU leads 1-0
At Honolulu: OU leads 1-0
At Norman: UNC leads 1-0
At Los Angeles: UNC leads 1-0

Date	Result	Location
11/28/97	L, 68-61	Los Angeles
1/21/01	W, 94-77	Chapel Hill
11/30/02	W, 66-63	Honolulu
11/23/08	L, 80-79	Norman

N.C. Central 1-0

Games: 1
Series Record: OU leads 1-0
At Norman: OU leads 1-0

Date	Result	Location
1/4/09	W, 89-25	Norman

North Texas 21-3

Games: 24
Series Record: OU leads 21-3
At Norman: OU leads 12-1
At Denton, Texas: OU leads 8-2
At San Antonio, Texas: OU leads 1-0

Date	Result	Location
2/2/79	L, 80-62	Denton
2/13/79	W, 45-44	Norman



► Courtney Paris became the first OU player to record 40 points and 20 rebounds in a single game against New Mexico, finishing with 43 points and 26 rebounds on Dec. 30, 2006 in Oklahoma City, Okla.

11/29/79	W, 91-44	Norman
1/14/80	W, 67-45	Norman
12/3/80	W, 101-81	Norman
2/6/81	W, 84-53	Denton
12/9/82	W, 77-64	Denton
12/10/83	W, 99-44	Denton
12/13/84	W, 94-56	Denton
12/5/87	W, 77-75	Denton
1/3/89	W, 93-71	Norman
11/30/89	L, 91-85	Denton
1/2/91	W, 78-69	Norman
12/8/93	W, 90-73	Norman
11/26/94	W, 84-74	Denton
12/1/95	W, 102-60	Norman
12/10/96	W, 67-65	Denton
1/5/00	W, 86-63	Norman
12/18/00	W, 75-61	Norman
11/24/01	W, 83-68	San Antonio
11/27/07	W, 79-42	Norman
12/6/12	W, 71-68	Norman
12/7/14	W, 68-39	Denton
11/16/15	L, 61-57	Norman

Northeastern 1-0

Games: 1
Series Record: OU leads 1-0
At Jamaica, N.Y.: OU leads 1-0

Date	Result	Location
12/29/96	W, 76-54	Jamaica

Northeastern State 2-1

Games: 3
Series Record: OU leads 2-1
At Norman: OU leads 1-0
At Edmond, Okla.: Tied 1-1

Date	Result	Location
2/8/75	W, 55-51	Edmond
2/28/76	L, 63-56	Edmond
12/5/83	W, 87-53	Norman

Northern Arizona 1-1

Games: 2
Series Record: Tied 1-1
At Flagstaff, Ariz.: NAU leads 1-0
At Honolulu: OU leads 1-0

Date	Result	Location
11/29/87	W, 68-47	Honolulu
12/30/97	L, 101-62	Flagstaff

Northern Colorado 1-0

Games: 1
Series Record: OU leads 1-0
At Norman: OU leads 1-0

Date	Result	Location
12/17/06	W, 82-36	Norman

Northern Iowa 1-0

Games: 1
Series Record: OU leads 1-0
At Green Bay, Wis.: OU leads 1-0

Date	Result	Location
12/9/89	W, 78-76	Green Bay

Northern Oklahoma 0-2

Games: 2
Series Record: NOC leads 2-0
At Norman: NOC leads 1-0
At Tonkawa, Okla.: NOC leads 1-0

Date	Result	Location
12/11/76	L, 62-61	Tonkawa
1/29/77	L, 66-59	Norman

Northwestern (La.) State 1-0

Games: 1
Series Record: OU leads 1-0
At Norman: OU leads 1-0

Date	Result	Location
11/29/12	W, 96-35	Norman

NW Missouri State 0-1

Games: 1
Series Record: NMSU leads 1-0
At Springfield, Mo.: NMSU leads 1-0

Date	Result	Location
11/24/78	L, 74-44	Springfield

RECORDS VS. OPPONENTS

NW Oklahoma State 2-6

Games: 8
Series Record: NW leads 6-2
At Norman: NW leads 2-1
At Alva, Okla.: NW leads 3-1
At Stillwater, Okla.: NW leads 1-0

Date	Result	Location
2/28/75	L, 79-42	Stillwater
2/20/76	L 91-36	Alva
12/3/76	L, 67-63	Norman
2/12/77	L, 73-66	Alva
1/25/78	W, 70-68	Norman
2/18/78	L, 78-60	Alva
1/27/79	L, 73-46	Norman
2/18/79	W, 65-58	Alva

Notre Dame 2-3

Games: 5
Series Record: ND leads 3-2
At Seattle: OU leads 1-0
At West Lafayette, Ind.: ND leads 1-0
At Dayton, Ohio: ND leads 1-0

Date	Result	Location
12/30/86	W, 57-54	Seattle
3/25/08	L, 79-75 (OT)	West Lafayette
11/28/09	L, 81-71	U.S. VI.
3/28/10	W, 77-72	Kansas City
3/26/11	L, 78-53	Dayton

Ohio 1-0

Games: 1
Series Record: OU leads 1-0
At Las Vegas, Nev.: OU leads 1-0

Date	Result	Location
12/18/11	W, 89-57	Las Vegas

Ohio State 0-4

Games: 4
Series Record: OSU leads 4-0
At Norman, Okla.: OSU leads 2-0
At Columbus, Ohio: OSU leads 2-0

Date	Result	Location
1/9/06	L, 75-71	Columbus
12/20/06	L, 74-67	Norman
12/5/10	L, 95-84	Columbus
12/4/11	L, 69-63	Norman

Oklahoma Baptist 4-0

Games: 4
Series Record: OU leads 4-0
At Norman: OU leads 3-0
At Shawnee, Okla.: OU leads 1-0

Date	Result	Location
11/30/77	W, 104-45	Norman
2/1/78	W, 92-49	Shawnee
11/30/81	W, 82-79	Norman
11/29/84	W, 86-59	Norman



► **Danielle Robinson** scored a career-high 36 points during OU's 77-66 win over Oklahoma State on Feb. 6, 2010.

Oklahoma Christian 1-0

Games: 1
Series Record: OU leads 1-0
At Norman: OU leads 1-0

Date	Result	Location
11/04/10	W, 91-42	Norman

Oklahoma City 9-0

Games: 9
Series Record: OU leads 9-0
At Norman: OU leads 2-0
At Oklahoma City: OU leads 7-0

Date	Result	Location
12/13/80	W, 86-75	Norman
1/5/81	W, 68-60	Oklahoma City
2/25/81	W, 77-66	Oklahoma City
12/5/81	W, 79-76	Oklahoma City
2/16/82	W, 72-71	Norman
2/26/82	W, 61-60	Oklahoma City
2/9/83	W, 94-84	Oklahoma City
12/12/83	W, 100-52	Oklahoma City
12/9/84	W, 86-51	Oklahoma City

Oklahoma State 61-40

Games: 101
Series Record: OU leads 61-40
At Norman: OU leads 33-12
At Stillwater, Okla.: OU leads 23-21
At Boulder, Colo.: OSU leads 1-0
At Columbia, Mo.: OSU leads 1-0
At Edmond, Okla.: OSU leads 1-0

At Lawrence, Kan.: OU leads 1-0
At Oklahoma City: Tied 1-1
At Salina, Kan.: OSU leads 2-0
At Weatherford, Okla.: OU leads 1-0
At Kansas City, Mo.: OU leads 2-1

Date	Result	Location
1/23/75	L, 70-41	Norman
2/19/75	L, 93-44	Stillwater
12/10/75	L, 76-36	Stillwater
2/6/76	L, 53-47	Norman
2/27/76	L, 68-31	Edmond
1/22/77	L, 73-65	Boulder
1/25/77	L, 52-44	Stillwater
2/9/77	L, 70-50	Norman
3/4/77	L, 45-41	Stillwater
12/6/77	W, 80-74	Norman
2/8/78	L, 74-60	Stillwater
11/29/78	L, 77-62	Norman
2/7/79	L, 62-48	Stillwater
2/23/79	W, 53-48	Weatherford
12/7/79	W, 54-41	Norman
1/19/80	L, 60-54	Columbia
2/6/80	W, 52-45	Stillwater
2/21/80	W, 65-62	Norman
12/10/80	W, 89-79	Norman
1/15/81	W, 75-61	Lawrence
1/31/81	W, 76-68	Stillwater
1/20/82	W, 78-68	Stillwater
2/3/82	W, 71-57	Norman
2/27/82	L, 53-52	Oklahoma City
1/27/83	W, 77-64	Norman
2/16/83	W, 83-82 (OT)	Stillwater
1/24/84	W, 75-72	Norman
2/14/84	L, 79-71	Stillwater
2/3/85	L, 85-76	Stillwater
2/27/85	W, 91-62	Norman
2/5/86	W, 108-68	Norman
3/2/86	W, 86-67	Stillwater
3/5/86	W, 85-50	Norman
1/21/87	L, 84-68	Norman
2/11/87	W, 75-70	Stillwater
1/23/88	W, 83-81	Norman
2/16/88	W, 79-78	Stillwater
1/17/89	L, 71-64	Stillwater
2/4/89	L, 87-68	Norman
1/24/90	L, 99-94	Norman
2/6/90	L, 89-77	Stillwater
3/4/90	L, 87-78	Salina
1/19/91	L, 76-60	Stillwater
2/13/91	L, 72-63	Norman
1/25/92	W, 75-65	Stillwater
2/19/92	W, 98-75	Norman
1/17/93	L, 65-44	Stillwater
2/14/93	W, 64-55	Norman
3/6/93	L, 85-70	Salina
1/16/94	W, 82-60	Norman
2/13/94	L, 77-68	Stillwater
1/28/95	W, 62-61	Stillwater
2/26/95	W, 76-67	Norman
1/14/96	L, 86-79 (2OT)	Norman
2/11/96	L, 62-58	Stillwater
1/29/97	L, 88-57	Norman
2/23/97	L, 67-54	Stillwater
2/7/98	L, 76-54	Norman
2/28/98	L, 69-52	Stillwater

RECORDS VS. OPPONENTS

1/13/99	W, 74-58	Norman
2/10/99	W, 61-53	Stillwater
3/2/99	L, 70-56	Kansas City
2/12/00	W, 93-69	Stillwater
3/1/00	W, 77-68	Norman
2/10/01	W, 76-47	Stillwater
2/24/01	W, 88-83 (OT)	Norman
1/9/02	W, 65-48	Norman
1/29/02	W, 66-58	Stillwater
3/6/02	W, 87-56	Kansas City
2/9/03	W, 87-71	Norman
3/1/03	W, 71-57	Stillwater
1/17/04	W, 87-37	Norman
2/28/04	W, 78-44	Stillwater
1/19/05	W, 70-43	Norman
3/3/05	W, 69-58	Stillwater
1/14/06	W, 85-51	Stillwater
1/31/06	W, 70-54	Norman
1/17/07	W, 76-60	Stillwater
2/4/07	W, 78-63	Norman
1/12/08	L, 82-63	Stillwater
2/23/08	W, 81-71	Norman
2/8/09	W, 93-79	Stillwater
2/28/09	W, 73-63	Norman
2/6/10	W, 77-66	Stillwater
3/7/10	W, 95-62	Norman
3/13/10	W, 74-69	Kansas City
1/29/11	W, 82-77	Stillwater
3/2/11	W, 81-66	Norman
1/14/12	L, 66-63	Stillwater
2/4/12	W, 80-71	Norman
2/10/13	W, 80-61	Norman
2/23/13	L, 83-62	Stillwater
2/1/14	W, 81-74	Norman
2/16/14	L, 73-57	Stillwater
1/19/15	W, 73-54	Norman
3/2/15	W, 66-56	Stillwater
1/16/16	L, 73-42	Stillwater
2/3/16	L, 71-69	Norman
3/5/16	W, 61-43	Oklahoma City
1/22/17	W, 68-62	Norman
2/4/17	W, 66-60	Stillwater

Old Dominion 0-1

Games: 1
Series Record: ODU leads 1-0
At Miami: ODU leads 1-0

Date	Result	Location
12/29/92	L, 60-54	Miami

Oral Roberts 21-15

Games: 36
Series Record: OU leads 21-15
At Norman: OU leads 10-6
At Tulsa, Okla.: OU leads 7-6
At Oklahoma City: Tied 1-1
At Stillwater, Okla.: OU leads 3-0
At Tahlequah, Okla.: ORU leads 1-0
At Weatherford, Okla.: ORU leads 1-0

Date	Result	Location
12/15/76	W, 59-56	Tulsa
1/17/77	L, 62-58	Norman
1/3/78	L, 84-55	Tulsa
2/4/78	L, 81-62	Norman

2/25/78	L, 57-53	Tahlequah
12/5/78	W, 72-64	Norman
1/8/79	L, 62-49	Tulsa
2/24/79	L, 69-66	Weatherford
1/24/80	L, 64-52	Norman
2/2/80	L, 77-63	Tulsa
2/22/80	L, 73-60	Norman
11/29/80	L, 80-76	Tulsa
2/16/81	W, 66-59	Norman
2/26/81	L, 72-62	Oklahoma City
1/18/82	L, 93-72	Tulsa
2/13/82	L, 95-78	Norman
1/4/83	L, 86-72	Tulsa
1/7/84	W, 101-77	Norman
1/11/85	W, 67-66	Tulsa
1/11/86	W, 101-78	Norman
12/4/86	W, 87-72	Tulsa
12/2/87	W, 103-94	Norman
12/10/88	W, 97-83	Tulsa
1/2/93	W, 84-62	Norman
2/10/94	W, 99-48	Norman
12/20/95	W, 63-40	Norman
11/22/96	W, 62-50	Stillwater
12/15/96	W, 66-63	Tulsa
12/28/99	W, 83-66	Norman
11/18/00	W, 87-56	Tulsa
3/17/01	W, 70-64	Norman
11/17/01	W, 73-38	Stillwater
11/23/02	W, 70-42	Tulsa
11/22/03	W, 90-48	Oklahoma City
12/3/05	W, 107-76	Stillwater
12/4/16	L, 74-67	Norman

Oregon 1-0

Games: 1
Series Record: OU leads 1-0
At Honolulu: OU leads 1-0

Date	Result	Location
11/24/12	W, 100-61	Honolulu

Penn State 1-1

Games: 2
Series Record: Tied 1-1
At Honolulu: PSU leads 1-0
At Lubbock, Texas: OU leads 1-0

Date	Result	Location
11/27/88	L, 86-63	Honolulu
12/2/89	W, 92-81	Lubbock

Pepperdine 3-1

Games: 4
Series Record: OU leads 3-1
At Denver: OU leads 1-0
At Malibu, Calif.: OU leads 2-1

Date	Result	Location
1/9/82	L, 75-70 (OT)	Malibu
1/12/84	W, 85-69	Malibu
11/29/04	W, 95-77	Malibu
3/18/06	W, 78-66	Denver

Phillips 3-5

Games: 8
Series Record: PU leads 5-3
At Norman: PU leads 3-1
At Enid, Okla.: Tied 2-2

Date	Result	Location
12/1/77	L, 83-60	Enid
2/16/77	L, 72-34	Norman
12/10/78	L, 84-75	Enid
1/18/78	L, 69-68	Norman
12/12/79	L, 89-71	Norman
2/15/79	W, 75-65	Enid
12/3/82	W, 87-49	Enid
12/6/83	W, 93-57	Norman

Pittsburgh 2-0

Games: 2
Series Record: OU leads 2-0
At Amarillo, Texas: OU leads 1-0
At Oklahoma City: OU leads 1-0

Date	Result	Location
3/25/94	W, 86-77	Amarillo
3/29/09	W, 70-59	Oklahoma City

Portland 1-0

Games: 1
Series Record: OU leads 1-0
At Portland, Ore.: OU leads 1-0

Date	Result	Location
1/3/87	W, 83-70	Portland

Portland State 2-0

Games: 2
Series Record: OU leads 2-0
At Las Vegas: OU leads 1-0
At Pullman, Wash.: OU leads 1-0

Date	Result	Location
12/3/84	W, 85-67	Pullman
12/21/16	W, 74-60	Las Vegas

Prairie View 8-0

Games: 8
Series Record: OU leads 8-0
At Norman: OU leads 4-0
At Prairie View, Texas: OU leads 3-0
At Iowa City, Iowa: OU leads 1-0

Date	Result	Location
11/29/91	W, 121-49	Norman
12/12/91	W, 92-68	Prairie View
12/14/92	W, 105-35	Norman
1/23/92	W, 98-50	Prairie View
12/12/93	W, 101-41	Norman
1/14/93	W, 92-56	Prairie View
3/22/09	W, 76-47	Iowa City
11/28/10	W, 78-55	Norman

RECORDS VS. OPPONENTS

Purdue 4-0

Games: 4
Series Record: OU leads 4-0
At West Lafayette, Ind.: OU leads 1-0
At Durham, N.C.: OU leads 1-0
At Lexington, Ky.: OU leads 1-0
At Oklahoma City: OU leads 1-0

Date	Result	Location
3/20/00	W, 76-74	West Lafayette
11/11/02	W, 80-75	Durham
3/31/09	W, 74-68	Oklahoma City
3/19/16	W, 61-45	Lexington

Rice 2-0

Games: 2
Series Record: OU leads 2-0
At Norman: OU leads 1-0
At Stillwater, Okla.: OU leads 1-0

Date	Result	Location
12/3/92	W, 82-69	Norman
12/30/95	W, 89-59	Stillwater

Quinnipiac 1-0

Games: 1
Series Record: OU leads 1-0
At Stanford, Calif.: OU leads 1-0

Date	Result	Location
3/21/15	W, 111-84	Stanford

Rutgers 0-1

Games: 1
Series Record: RU leads 1-0
At Miami, Fla.: RU leads 1-0

Date	Result	Location
1/30/85	L, 80-72	Miami

Sacramento State 1-0

Games: 1
Series Record: OU leads 1-0
At Norman, Okla.: OU leads 1-0

Date	Result	Location
11/13/11	W, 117-55	Norman

St. Gregory's 0-2

Games: 2
Series Record: St. Gregory's leads 2-0
At Norman: St. Gregory's leads 1-0
At Shawnee, Okla.: St. Gregory's leads 1-0

Date	Result	Location
1/30/75	L, 82-57	Norman
2/12/75	L, 88-35	Shawnee

St. Joseph's 0-1

Games: 1
Series Record: St. Joseph's leads 1-0
At Miami, Fla.: St. Joseph's leads 1-0

Date	Result	Location
1/5/85	L, 76-75	Miami

St. John's (N.Y.) 0-1

Games: 1
Series Record: St. John's leads 1-0
At Norman, Okla.: St. John's leads 1-0

Date	Result	Location
3/20/12	L, 74-70	Norman

Saint Louis 2-0

Games: 2
Series Record: OU leads 2-0
At St. Louis: OU leads 1-0
At Norman: OU leads 1-0

Date	Result	Location
12/30/08	W, 87-61	St. Louis
11/18/12	W, 68-33	Norman

Sam Houston State 3-1

Games: 4
Series Record: OU leads 3-1
At Norman: OU leads 3-1

Date	Result	Location
11/24/90	L, 90-86	Norman
12/2/00	W, 97-60	Norman
11/26/03	W, 79-52	Norman
12/1/10	W, 94-45	Norman

Samford 1-0

Games: 1
Series Record: OU leads 1-0
Norman, Okla.: OU leads 1-0

Date	Result	Location
12/29/13	W, 66-35	Norman

San Diego 4-0

Games: 4
Series Record: OU leads 4-0
At Norman: OU leads 2-0
At San Diego, Calif.: OU leads 2-0

Date	Result	Location
1/4/82	W, 72-54	San Diego
1/15/83	W, 100-50	Norman
12/21/00	W, 84-39	Norman
12/21/01	W, 65-63 (2OT)	San Diego

San Diego State 1-1

Games: 2
Series Record: Tied 1-1
At San Diego, Calif.: SDSU leads 1-0
At U.S. V.I.: OU leads 1-0

Date	Result	Location
1/6/82	L, 68-65	San Diego
11/27/09	W, 87-48	U.S. V.I.

San Francisco 1-0

Games: 1
Series Record: OU leads 1-0
At San Francisco: OU leads 1-0

Date	Result	Location
11/26/06	W, 53-51	San Francisco

Siena 1-0

Games: 1
Series Record: OU leads 1-0
At Malibu, Calif.: OU leads 1-0

Date	Result	Location
11/28/04	W, 85-70	Malibu

Simon Fraser 1-0

Games: 1
Series Record: OU leads 1-0
At Stanford, Calif.: OU leads 1-0

Date	Result	Location
12/29/88	W, 83-66	Stanford

Simpson 1-0

Games: 1
Series Record: OU leads 1-0
At Wichita, Kan.: OU leads 1-0

Date	Result	Location
1/7/77	W, 88-69	Wichita

South Carolina 3-0

Games: 3
Series Record: OU leads 3-0
At Columbia, S.C.: OU leads 1-0
At Norman: OU leads 1-0
At U.S. V.I.: OU leads 1-0

Date	Result	Location
12/7/06	W, 78-51	Columbia
12/30/07	W, 95-63	Norman
11/26/09	W, 75-67	U.S. V.I.

South Dakota State 2-0

Games: 2
Series Record: OU leads 2-0
At Norman: OU leads 2-0

Date	Result	Location
3/21/10	W, 68-57	Norman
11/23/17	W, 74-60	Norman

South Florida 0-1

Games: 1
Series Record: USF leads 1-0
At U.S. V.I.: USF leads 1-0

Date	Result	Location
11/27/14	L, 83-68	U.S. V.I.

Southeast Missouri State 4-0

Games: 4
Series Record: OU leads 4-0
At Norman: OU leads 3-0
At Austin, Texas: OU leads 1-0

Date	Result	Location
12/28/03	W, 87-59	Norman
11/24/04	W, 83-48	Norman
11/19/05	W, 84-62	Norman
3/17/07	W, 74-60	Austin

RECORDS VS. OPPONENTS

Southeastern Louisiana 1-0

Games: 1

Series Record: OU leads 1-0

At Hammond, La.: OU leads 1-0

Date	Result	Location
1/6/90	W, 88-86	Hammond

Southeastern Oklahoma State 3-2

Games: 5

Series Record: OU leads 3-2

At Durant, Okla.: SEOS leads 2-1

At Norman: OU leads 2-0

Date	Result	Location
1/21/76	L, 56-45	Durant
2/4/76	W, 37-35	Norman
2/2/77	W, 68-56	Norman
2/26/77	L, 63-39	Durant
2/6/78	W, 59-47	Durant

SMU 6-5

Games: 11

Series Record: OU leads 6-5

At Norman: OU leads 3-2

At Dallas, Texas: Tied 3-3

Date	Result	Location
1/5/92	W, 82-73	Norman
2/17/92	L, 69-63	Dallas
12/5/93	L, 72-66	Norman
1/2/94	W, 99-72	Dallas
12/5/96	L, 96-87	Norman
12/7/97	L, 91-82	Dallas
12/9/01	W, 101-71	Norman
11/5/02	W, 91-70	Dallas
12/21/03	L, 71-68	Dallas
12/3/04	W, 85-63	Dallas
11/13/06	W, 80-43	Norman

Stetson 1-0

Games: 1

Series Record: OU leads 1-0

At Norman: OU leads 1-0

Date	Result	Location
11/8/13	W, 78-60	Norman

Southern 1-1

Games: 2

Series Record: Tied 1-1

At Norman: OU leads 1-0

At Nacogdoches, Texas: SU leads 1-0

Date	Result	Location
3/9/78	L, 75-49	Nacogdoches
12/29/94	W, 100-72	Norman

Southern California 0-1

Games: 1

Series Record: USC leads 1-0

At Los Angeles: USC leads 1-0

Date	Result	Location
12/5/81	L, 84-55	Los Angeles

Southern Illinois 2-1

Games: 3

Series Record: OU leads 2-1

At Norman: OU leads 1-0

At Springfield, Mo.: OU leads 1-0

At Pullman, Wash.: SIU leads 1-0

Date	Result	Location
11/24/80	W, 58-46	Springfield
12/2/84	L, 82-62	Pullman
11/13/16	W, 80-48	Norman

Southern Nazarene 2-1

Games: 2

At Norman: OU leads 1-0

At Bethany, Okla.: SNU leads 1-0

Date	Result	Location
12/5/74	L, 44-43	Bethany
2/15/75	W, 57-37	Norman

Southern Utah 0-1

Games: 1

Series Record: USU leads 1-0

At Stillwater, Okla.: USU leads 1-0

Date	Result	Location
11/23/97	L, 64-63	Stillwater

Southwestern Oklahoma State 2-3

Games: 5

Series Record: SWOSU leads 3-2

At Edmond, Okla.: SWOSU leads 1-0

At Norman: OU leads 1-0

At Stillwater, Okla.: SWOSU leads 1-0

At Weatherford, Okla.: Tied 1-1

Date	Result	Location
2/8/75	L, 63-47	Edmond
2/24/76	L, 72-41	Weatherford
3/5/77	L, 54-42	Stillwater
2/22/78	W, 73-43	Norman
2/23/79	W, 79-35	Weatherford

Stanford 2-6

Games: 8

Series Record: SU leads 6-2

At Norman: OU leads 2-0

At San Antonio: SU leads 2-0

At Stanford, Calif.: SU leads 3-0

At Tempe, Ariz.: SU leads 1-0

Date	Result	Location
12/30/88	L, 91-66	Stanford
12/27/01	W, 102-98 (OT)	Norman
3/19/01	W, 67-50	Norman
1/3/03	L, 58-38	Stanford
3/22/04	L, 68-43	Tempe
3/25/06	L, 88-74	San Antonio
4/04/10	L, 73-66	San Antonio
3/23/15	L, 86-76	Stanford

Stephen F. Austin 5-4

Games: 9

Series Record: OU leads 5-4

At Norman: OU leads 3-1

At Nacogdoches, Texas: Tied 2-2

At San Antonio: SFA leads 1-0

Date	Result	Location
3/8/78	L, 106-54	Nacogdoches
1/27/81	L, 70-49	Nacogdoches
12/12/82	L, 64-62	Norman
11/22/98	L, 82-58	San Antonio
12/29/99	W, 91-72	Norman
12/5/99	W, 61-47	Nacogdoches
12/5/03	W, 77-55	Norman
12/13/04	W, 79-52	Nacogdoches
12/8/10	W, 84-57	Norman

Syracuse 1-0

Games: 1

Series Record: OU leads 1-0

At Las Vegas: OU leads 1-0

Date	Result	Location
12/19/11	W, 82-63	Las Vegas

Tennessee 1-5

Games: 6

Series Record: UT leads 5-1

At Norman: UT leads 1-0

At Knoxville, Tenn.: UT leads 2-0

At Tampa, Fla.: UT leads 1-0

At Oklahoma City: Tied 1-1

Date	Result	Location
11/11/03	L, 94-68	Knoxville
12/21/04	L, 71-55	Norman
11/15/07	L, 70-67	Tampa
2/2/09	W, 80-70	Oklahoma City
1/3/10	L, 96-75	Knoxville
3/31/13	L, 74-59	Oklahoma City

Tennessee Tech 1-1

Games: 2

Series Record: Tied 1-1

At Honolulu: TTU leads 1-0

Date	Result	Location
12/21/00	L, 74-64	Honolulu

Texas 25-29

Games: 54

Series Record: UT leads 29-25

At Norman: OU leads 15-8

At Oklahoma City: Tied 1-1

At Austin, Texas: UT leads 16-8

At Dallas: Tied 1-1

At Lubbock, Texas: UT leads 1-0

At Kansas City, Mo.: UT leads 2-0

Date	Result	Location
11/17/80	L, 66-47	Norman
2/10/81	L, 71-54	Austin
3/11/82	L, 87-78	Lubbock
3/20/86	L, 85-59	Austin
11/30/94	L, 84-78	Austin
12/7/95	W, 95-85	Norman

RECORDS VS. OPPONENTS

1/7/97	L, 87-69	Austin
1/22/97	L, 76-58	Norman
1/7/98	L, 78-44	Austin
1/17/98	W, 97-84	Norman
1/23/99	L, 81-73	Austin
2/3/99	W, 71-69	Norman
1/19/00	W, 76-73	Austin
2/16/00	L, 77-70	Norman
3/8/00	L, 71-68	Kansas City
1/10/01	W, 85-74	Norman
2/28/01	W, 65-54	Austin
1/19/02	W, 89-69	Norman
2/19/02	L, 68-62 (OT)	Austin
1/29/03	L, 60-54	Norman
3/5/03	L, 78-66	Austin
1/10/04	L, 63-58	Austin
3/2/04	L, 57-54	Norman
3/13/04	W, 66-47	Dallas
1/26/05	L, 83-71 OT	Norman
2/26/05	L, 72-36	Austin
3/9/05	L, 65-59	Kansas City
1/25/06	W, 75-57	Norman
2/15/06	W, 61-54	Austin
1/31/07	L, 67-62	Austin
2/12/07	W, 78-58	Norman
3/7/07	W, 67-58	Oklahoma City
2/3/08	W, 74-58	Austin
3/2/08	L, 65-50	Norman
1/25/09	W, 89-69	Norman
3/8/09	W, 74-62	Austin
2/03/10	L, 75-57	Norman
2/27/10	W, 75-60	Austin
1/16/11	W, 71-67 (OT)	Austin
2/19/11	W, 91-62	Norman
1/21/12	W, 73-67	Norman
2/25/12	L, 87-62	Austin
1/5/13	W, 78-70	Austin
1/19/13	W, 69-56	Norman
1/8/14	L, 79-74 (OT)	Austin
2/19/14	W, 64-63	Norman
3/8/14	L, 82-72	Oklahoma City
1/14/15	W, 70-59	Norman
1/29/15	L, 84-81 (2OT)	Austin
3/8/15	L, 66-56	Oklahoma City
1/23/16	L, 83-76	Austin
2/14/16	W, 74-56	Norman
1/17/17	L, 86-68	Austin
2/18/17	W, 74-73	Norman

Texas-Arlington 10-3

Games: 13

Series Record: OU leads 10-3

At Norman: OU leads 6-2

At Arlington, Texas: OU leads 4-1

Date	Result	Location
11/19/80	W, 61-59	Norman
2/4/80	W, 60-56	Arlington
2/5/82	W, 70-56	Norman
11/27/84	W, 92-66	Norman
12/4/85	W, 103-48	Arlington
11/29/86	W, 86-72	Arlington
12/8/87	W, 94-61	Norman
1/7/89	W, 86-75	Arlington

1/3/90	L, 80-78	Norman
12/10/92	L, 94-93	Norman
2/2/93	L, 80-59	Arlington
12/03/09	W, 100-67	Norman
11/20/13	W, 99-46	Norman

Texas Rio Grande Valley 5-0

Games: 5

Series Record: OU leads 5-0

At Norman: OU leads 5-0

Date	Result	Location
11/25/89	W, 120-36	Norman
11/27/94	W, 88-68	Norman
12/17/96	W, 97-57	Norman
11/26/10	W, 116-66	Norman
12/8/16	W, 92-53	Norman

Texas-San Antonio 6-0

Games: 6

Series Record: OU leads 6-0

At Norman: OU leads 4-0

At San Antonio, Texas: OU leads 1-0

At Las Cruces, N.M.: OU leads 1-0

Date	Result	Location
11/28/87	W, 67-63	Las Cruces
1/21/91	W, 93-86	Norman
11/25/92	W, 102-70	Norman
11/23/98	W, 66-53	San Antonio
11/23/99	W, 80-40	Norman
12/13/15	W, 80-41	Norman

Texas A&M 27-21

Games: 48

Series Record: OU leads 27-20

At Norman: OU leads 17-3

At College Station, Texas: TAMU leads 11-8

At Dallas: OU leads 1-0

At Denton, Texas: OU leads 1-0

At Kansas City, Mo.: TAMU leads 3-1

At Springfield, Mo.: TAMU leads 1-0

At Oklahoma City: TAMU leads 2-0

Date	Result	Location
11/26/79	L, 52-45	Springfield
2/3/79	W, 58-49	Denton
1/11/80	L, 71-53	College Station
12/10/82	W, 83-55	Norman
12/6/86	W, 93-62	Norman
12/5/90	L, 101-86	College Station
12/9/91	L, 83-71	Norman
12/18/94	W, 90-69	Norman
12/18/95	L, 99-74	College Station
1/4/97	W, 71-69	Norman
2/5/97	L, 66-63	College Station
1/3/98	W, 84-76	Norman
1/21/98	L, 91-83	College Station
2/6/99	W, 83-71	College Station
2/24/99	W, 95-69	Norman
1/12/00	W, 87-59	Norman
1/26/00	W, 79-72	College Station
1/17/01	W, 97-84	Norman
1/31/01	W, 93-70	College Station
1/26/02	W, 72-40	College Station
2/9/02	W, 67-51	Norman
1/18/03	W, 77-39	Norman

2/5/03	L, 69-61	College Station
1/14/04	W, 65-56 (OT)	College Station
2/7/04	W, 56-46	Norman
3/9/04	W, 60-47	Dallas
1/9/05	W, 73-53	Norman
1/22/05	W, 63-51	College Station
3/8/05	W, 86-65	Kansas City
1/28/06	W, 81-72	College Station
2/18/06	W, 73-54	Norman
1/27/07	L, 54-52	Norman
2/10/07	L, 78-68	College Station
2/12/08	W, 68-56	Norman
3/6/08	L, 73-59	College Station
1/18/09	W, 71-59	Norman
2/23/09	L, 57-56	College Station
1/14/09	L, 74-62	Oklahoma City
1/17/10	W, 74-65	Norman
3/02/10	L, 78-55	College Station
3/14/10	L, 74-67	Kansas City
1/26/11	L, 80-78	Norman
2/9/11	L, 82-71	College Station
3/11/11	L, 81-68	Kansas City
1/8/12	L, 75-58	College Station
2/21/12	W, 64-55	Norman
3/9/12	L, 79-66	Kansas City
12/20/15	L, 74-68	Oklahoma City

TCU 21-4

Games: 25

Series Record: OU leads 21-4

At Norman: OU leads 13-0

At Fort Worth, Texas: OU leads 8-4

Date	Result	Location
1/3/92	W, 103-82	Norman
2/24/93	L, 79-73	Fort Worth
12/21/95	W, 89-70	Fort Worth
2/28/95	W, 92-44	Norman
11/25/96	W, 103-81	Fort Worth
12/7/96	W, 93-47	Norman
11/20/99	W, 78-66	Norman
12/7/00	W, 94-74	Fort Worth
11/27/02	W, 76-60	Norman
12/14/03	W, 68-64	Fort Worth
12/9/05	L, 81-65	Fort Worth
1/31/06	W, 77-63	Norman
11/21/09	W, 74-70	Norman
1/2/11	L, 76-69	Fort Worth
12/28/11	W, 82-54	Norman
1/9/13	W, 85-79	Fort Worth
1/30/13	W, 74-53	Norman
1/25/14	W, 63-52	Norman
3/1/14	L, 76-66	Fort Worth
1/17/15	W, 97-81	Fort Worth
2/14/15	W, 77-54	Norman
1/6/16	W, 78-65	Fort Worth
2/6/16	W, 77-64	Norman
1/1/17	W, 87-72	Norman
2/25/17	W, 73-64	Fort Worth

RECORDS VS. OPPONENTS

Texas State 2-0

Games: 2
Series Record: OU leads 2-0
At Norman: OU leads 1-0
At San Marcos, Texas: OU leads 1-0

Date	Result	Location
12/9/88	W, 92-74	San Marcos
11/21/05	W, 76-57	Norman

Texas Southern 3-1

Games: 4
Series Record: OU leads 3-1
At Norman: OU leads 3-0
At Denton, Texas: TSU leads 1-0

Date	Result	Location
2/7/81	L, 80-72	Denton
2/10/82	W, 82-70	Norman
12/15/85	W, 103-71	Norman
12/19/88	W, 81-72	Norman

Texas Tech 34-22

Games: 56
Series Record: OU leads 34-22
At Norman: OU leads 17-9
At Lubbock, Texas: OU leads 14-13
At Miami: TTU leads 1-0
At Boise, Idaho: OU leads 1-0
At Kansas City, Mo.: OU leads 1-0

Date	Result	Location
12/1/80	L, 65-58	Lubbock
1/26/80	L, 55-48	Norman
1/12/81	W, 69-56	Norman
2/2/81	L, 79-70	Lubbock
2/18/82	L, 93-86	Lubbock
12/11/83	W, 93-91 (OT)	Norman
12/3/89	L, 64-54	Lubbock
12/16/90	L, 88-80	Norman
12/6/91	L, 66-50	Lubbock
12/28/93	L, 93-56	Miami
12/21/94	L, 80-75	Lubbock
11/29/95	L, 66-64	Norman
1/15/97	L, 67-55	Lubbock
2/19/97	L, 63-49	Norman
2/11/98	L, 79-63	Lubbock
2/19/98	L, 94-59	Norman
1/6/99	L, 93-69	Lubbock
1/27/99	L, 89-87	Norman
1/8/00	W, 82-76	Norman
2/19/00	L, 86-81	Lubbock
1/28/01	W, 84-66	Norman
2/17/01	W, 80-75	Lubbock
1/5/02	W, 80-68	Lubbock
25/27/02	W, 75-56	Norman
3/23/02	W, 72-62	Boise
1/15/03	L, 80-71	Norman
2/19/03	L, 59-48	Lubbock
2/10/04	W, 68-62	Lubbock
2/25/04	W, 65-53	Norman
1/5/05	L, 70-64	Lubbock
2/23/05	L, 83-70	Norman
1/18/06	W, 63-57	Norman
3/1/06	W, 60-59	Lubbock
1/22/07	W, 86-81 (2OT)	Norman
2/17/07	W, 70-67	Lubbock

1/23/08	W, 78-39	Norman
2/27/08	W, 65-55	Norman
2/17/09	W, 80-72	Lubbock
3/4/09	W, 61-49	Norman
1/09/10	W, 73-58	Norman
1/30/10	W, 70-66	Lubbock
1/19/11	W, 71-61	Norman
3/5/11	L, 65-61	Lubbock
3/9/11	W, 71-69	Kansas City
1/11/12	W, 71-68	Norman
2/29/12	W, 71-62	Lubbock
1/12/13	W, 65-55	Norman
3/4/13	W, 77-73	Lubbock
1/2/14	W, 68-38	Lubbock
3/3/14	W, 87-32	Norman
1/10/15	W, 75-58	Lubbock
1/24/15	W, 70-64	Norman
1/20/16	W, 92-53	Norman
3/1/16	W, 70-60	Lubbock
1/14/17	W, 66-45	Norman
2/11/17	W, 64-56	Lubbock

Tulane 1-1

Games: 2
Series Record: Tied 1-1
At Norman: OU leads 1-0
At New Orleans: Tulane leads 1-0

Date	Result	Location
1/8/87	W, 84-53	Norman
1/9/88	L, 82-75	New Orleans

Tulsa 26-2

Games: 28
Series Record: OU leads 26-2
At Norman: OU leads 11-1
At Edmond, Okla.: OU leads 1-0
At Enid, Okla.: OU leads 1-0
At Tulsa, Okla.: OU leads 12-1
At Stillwater, Okla.: OU leads 1-0
At Tahlequah, Okla.: OU leads 1-0

Date	Result	Location
2/18/76	L, 58-55	Norman
2/28/76	W, 57-53	Edmond
12/9/78	W, 95-52	Enid
12/18/78	W, 80-68	Tulsa
2/11/78	W, 94-45	Norman
2/23/78	W, 82-55	Tahlequah
11/11/79	W, 57-47	Tulsa
2/10/79	W, 69-45	Norman
2/22/80	W, 68-55	Tulsa
1/5/80	W, 77-40	Norman
1/29/81	W, 87-57	Norman
2/14/81	W, 106-68	Tulsa
2/14/82	W, 90-59	Tulsa
1/27/82	W, 87-62	Norman
2/4/83	W, 99-60	Norman
2/7/84	W, 82-64	Tulsa
2/11/86	W, 91-32	Norman
1/12/87	W, 62-39	Tulsa
2/29/00	W, 93-70	Norman
11/17/01	W, 80-49	Tulsa
2/18/02	W, 75-52	Stillwater
2/22/03	W, 65-61	Tulsa
12/4/05	L, 67-59	Tulsa (ORU)

12/2/06	W, 72-49	Tulsa
12/8/07	W, 67-47	Tulsa
12/21/09	W, 94-42	Norman
12/9/15	W, 75-62	Tulsa
12/11/16	W, 85-68	Norman

UAB 0-1

Games: 1
Series Record: UAB leads 1-0
At Cancun, Mexico: UAB leads 1-0

Date	Result	Location
2/27/98	L, 62-61	Cancun

UCLA 3-3

Games: 6
Series Record: Tied 3-3
At Columbus, Ohio: OU leads 1-0
At Los Angeles: UCLA leads 2-1
At Norman: Tied 1-1

Date	Result	Location
1/8/82	L, 82-63	Los Angeles
2/5/06	W, 83-78	Norman
11/21/06	W, 77-68	Los Angeles
11/14/12	L, 86-80	Norman
3/25/13	W, 85-72	Columbus
11/24/13	L, 82-76	Los Angeles

UC Santa Barbara 1-1

Games: 2
Series Record: Tied 1-1
At Santa Barbara, Calif.: Tied 1-1

Date	Result	Location
1/10/84	W, 95-48	Santa Barbara
2/29/91	L, 105-95 (OT)	Santa Barbara

UNLV 1-1

Games: 2
Series Record: Tied 1-1
At Norman: UNLV leads 1-0
At Las Vegas: OU leads 1-0

Date	Result	Location
11/26/80	L, 71-51	Norman
2/8/81	W, 96-85	Las Vegas

USAO 0-5

Games: 5
Series Record: USAO leads 5-0
At Norman: USAO leads 2-0
At Chickasha, Okla.: USAO leads 2-0
At Stillwater, Okla.: USAO leads 1-0

Date	Result	Location
1/21/75	L, 56-42	Norman
2/22/75	L, 62-41	Chickasha
3/1/75	L, 97-60	Stillwater
12/2/76	L, 86-60	Chickasha
1/24/76	L, 78-53	Norman

RECORDS VS. OPPONENTS

Utah 4-0

Games: 4

Series Record: OU leads 4-0

At Norman: OU leads 1-0

At Freeport, Bahamas: OU leads 1-0

At Salt Lake City: OU leads 1-0

At Pullman, Wash.: OU leads 1-0

Date	Result	Location
2/2/95	W, 72-68	Pullman
2/7/04	W, 73-65	Norman
2/21/05	W, 72-59	Salt Lake City
11/26/15	W, 70-55	Freeport

Vanderbilt 1-2

Games: 3

Series Record: Vanderbilt leads 2-1

At Norman: Tied 1-1

At Nashville, Tenn.: Vanderbilt leads 1-0

Date	Result	Location
3/16/86	W, 86-67	Norman
11/26/11	L, 78-66	Nashville
12/16/12	L, 76-63	Norman

VCU 1-0

Games: 1

Series Record: OU leads 1-0

At Nassau, Bahamas: OU leads 1-0

Date	Result	Location
2/29/96	W, 84-52	Nassau

Villanova 1-0

Games: 1

Series Record: OU leads 1-0

At Norman: OU leads 1-0

Date	Result	Location
3/18/02	W, 66-53	Norman

Washington 2-3

Games: 5

Series Record: UW leads 3-2

At Norman: OU leads 1-0

At Seattle, Wash.: UW leads 2-1

At Spokane, Wash.: UW leads 1-0

Date	Result	Location
2/31/87	L, 83-64	Seattle
3/24/01	L, 84-67	Spokane
11/14/14	W, 90-80	Norman
12/6/15	W, 71-68	Seattle
3/21/17	L, 108-82	Seattle

Washington State 1-1

Games: 2

Series Record: Tied 1-1

At Pullman, Wash.: OU leads 1-0

At College Station, Texas: WSU leads 1-0

Date	Result	Location
11/23/91	L, 84-50	College Station
2/3/95	W, 85-79	Pullman

West Texas A&M 2-0

Games: 2

Series Record: OU leads 2-0

At Norman: OU leads 1-0

At Canyon, Texas: OU leads 1-0

Date	Result	Location
12/30/86	W, 80-56	Canyon
12/20/87	W, 82-63	Norman

West Virginia 6-8

Games: 14

Series Record: WVU leads 8-6

At Norman: OU leads 4-2

At Morgantown, W. Va.: WVU leads 5-0

At Dallas: OU leads 2-0

At Oklahoma City: WVU leads 1-0

Date	Result	Location
11/26/89	L, 83-65	Norman
1/2/13	W, 71-68	Norman
2/3/13	L, 82-63	Morgantown
3/9/13	W, 65-64	Dallas
1/18/14	L, 77-63	Morgantown
2/13/14	L, 76-75	Norman
1/4/15	W, 71-60	Norman
2/1/15	L, 78-69	Morgantown
3/7/15	W, 67-55	Dallas
1/27/16	W, 57-54	Norman
2/17/16	L, 63-55	Morgantown
1/8/17	L, 83-73	Morgantown
2/7/17	W, 90-87 (20T)	Norman
3/4/17	L, 82-58	Oklahoma City

Western Illinois 2-0

Games: 2

Series Record: OU leads 2-0

At Norman: OU leads 2-0

Date	Result	Location
11/19/10	W, 84-43	Norman
12/4/13	W, 97-80	Norman

Western Kentucky 1-0

Games: 1

Series Record: OU leads 1-0

At Bowling Green, Ky.: OU leads 1-0

Date	Result	Location
11/25/86	W, 89-81	Bowling Green

Wichita State 13-6

Games: 19

Series Record: OU leads 13-6

At Norman: OU leads 7-1

At Wichita, Kan.: WSU leads 5-4

At Springfield, Mo.: OU leads 2-0

Date	Result	Location
1/6/77	L, 70-58	Wichita
11/25/79	W, 61-50	Springfield
11/22/80	W, 62-56	Springfield
12/10/80	W, 75-62	Wichita
2/12/80	L, 59-53 (OT)	Norman
12/23/81	L, 85-59	Wichita
1/24/81	W, 93-76	Norman
1/23/82	W, 67-60	Norman

OU VS. THE BIG 12

Current league members

vs. Baylor	22-25
vs. Iowa State	14-15
vs. Kansas	23-6
vs. Kansas State	23-7
vs. Oklahoma State	35-11
vs. Texas	24-24
vs. TCU	9-1
vs. Texas Tech	23-12
vs. West Virginia	6-7
Total	225-123 (.666)*

*Includes wins over former Big 12 schools

3/1/82	L, 93-75	Wichita
1/8/83	L, 93-81 (20T)	Wichita
3/2/83	W, 92-64	Norman
12/21/84	W, 85-68	Wichita
12/16/96	W, 65-54	Norman
12/3/97	L, 71-56	Wichita
3/12/99	W, 75-67	Wichita
11/29/02	W, 89-68	Norman
12/9/03	W, 70-64	Wichita
12/30/04	W, 89-50	Norman
11/10/13	W, 89-70	Norman

Winthrop 1-0

Games: 1

Series Record: OU leads 1-0

At Norman: OU leads 1-0

Date	Result	Location
11/13/15	W, 78-48	Norman

Wisconsin 0-1

Games: 1

Series Record: UW leads 1-0

At Madison, Wis.: UW leads 1-0

Date	Result	Location
11/24/01	L, 97-77	Madison

Xavier 2-0

Games: 2

Series Record: OU leads 2-0

At Las Vegas: OU leads 2-0

Date	Result	Location
12/20/11	W, 73-51	Las Vegas
12/19/16	W, 81-69	Las Vegas

Yale 1-0

Games: 1

Series Record: OU leads 1-0

At Norman: OU leads 1-0

Date	Result	Location
12/30/14	W, 71-60	Norman



LIVE LIKE A
CHAMPION.

BIG 12
CHAMPIONS
FOR LIFE

#BIG12CHAMPIONS
BIG12CHAMPIONSFORLIFE.ORG





MEDIA INFORMATION



ATHLETICS COMMUNICATIONS

» OU ATHLETICS COMMUNICATIONS OFFICE

The OU Athletics Communications Office is located on the second floor of Gaylord Family-Oklahoma Memorial Stadium (northwest corner), approximately 1.5 miles north of Lloyd Noble Center.

Main Office Phone/Fax: (405) 325-8231/(405) 325-7623

Address: 180 W. Brooks, Room 2525, Norman, OK 73019

Lloyd Noble Center Press Row: (405) 325-1024

Assistant AD/Communications: Mike Houck (football)

Email: mhouck@ou.edu

Associate Director: Ben Coldagelli (men's basketball/women's golf)

Email: bcoldagelli@ou.edu

Associate Director: Tyler Pigg (women's basketball/men's golf)

Office Phone: (405) 325-3671

Cell Phone: (334) 750-0791

Email: tpigg@ou.edu

Assistant Director: Karl Anderson (softball, football)

Email: karl.anderson@ou.edu

Assistant Director: Brendan Flynn (baseball, volleyball)

Email: brendan.flynn@ou.edu

Assistant Director: Lindsey Morrison (soccer, women's gymnastics)

Email: lindseymorrison@ou.edu

Publications Director: Debbie Copp

Email: dcopp@ou.edu

Research Fellow: Andie Beene (wrestling, track & field, cross country)

Email: abeene@ou.edu

Research Fellow: John Galatas (men's gymnastics/rowing)

Email: galatas@ou.edu

Student Assistants: Annie Barraza, Walker Brooke, Patrick Dunn, Hannah Hill, Ann Marcelli (women's tennis), Tarik Masri, Mike McCareins (men's tennis), McKenna Treece, Alex Sigman, Lauren Wilson-McGeough

Director of Graphic Design: Scott Matthews

E-Mail: smatthews@ou.edu

Assistant Director of Graphic Design: Alex Eisbrenner

E-Mail: aeisbrenner1ou.edu

Assistant Director of Graphic Design: Geoff Rogers

E-Mail: grogers@ou.edu

» BIG 12 OPPONENT CONTACTS

School	Contact	Office Phone
Baylor	Jil Price	(254) 710-2743
Iowa State	Nicole Greiner	(515) 294-7961
Kansas	Theresa Kurtz	(785) 864-7488
Kansas State	Randy Peterson	(785) 523-7975
Oklahoma State	Ryan Cameron	(405) 742-4363
TCU	Matt Mays	(817) 257-5367
Texas	Sean Cartell	(512) 471-6039
Texas Tech	Jessika McKernan	(806) 787-5662
West Virginia	Ashley Bailey	(304) 293-2821
Big 12 Office	Russell Luna	(469) 524-1000



Mike Houck
Assistant AD
(Football)



Ben Coldagelli
Associate Director
(Men's Basketball,
Women's Golf)




Tyler Pigg
Associate Director
(Women's Basketball,
Men's Golf)



Karl Anderson
Assistant Director
(Softball, Football)



Brendan Flynn
Assistant Director
(Baseball, Volleyball)



Lindsey Morrison
Assistant Director
(Soccer, Women's
Gymnastics)



Debbie Copp
Publications
Director



Andie Beene
Research Fellow
(Wrestling, Track
& Field)




John Galatas
Research Fellow
(Men's Gymnastics,
Rowing,)



Scott Matthews
Director of
Graphics Design



Alex Eisbrenner
Assistant Director
Graphics Design



Geoff Rogers
Assistant Director
Graphics Design

ATHLETICS DIRECTORY

» ADMINISTRATION (Area Code 405)

Vice President for Intercollegiate Athletics Programs and Director of Athletics

Joe Castiglione 325-8208

Executive Associate Athletics Director

Larry Naifeh 325-8200

Executive Director of Athletics Compliance

Jason Leonard 325-8346

Senior Associate AD (Chief Financial Officer)

Luther Lee 325-1844

Senior Associate AD (Student-Athlete Development)

Carol Ludvigson 325-7717

Senior Associate AD (Academic Services)

Mike Meade 325-4146

Senior Associate AD (External Operations)

Kenny Mossman 325-8231

Senior Associate AD (SWA/Event Management/Facilities)

Lindy Roberts-Ivy 325-8225

Senior Associate AD (Development)

Zac Selmon 325-3138

Senior Associate AD (Internal Operations)

Greg Tipton 325-4666

Associate AD (Broadcast Operations)

Brandon Meier 325-8875

Associate AD (Development)

McK Williams 325-8194

Assistant AD (Facilities)

Danny Davis 325-8235

Assistant AD (Business Operations)

Brandon Hall 325-8436

Assistant AD (Strategic Communications)

Mike Houck 325-8227

Assistant AD (Football Operations)

Matt McMillen 325-2111

Assistant AD (Ticket Operations)

Patrick Nowlin 325-8232

Assistant AD (Development)

Matt Schaeperkoetter 325-8278

Assistant AD (Human Resources & Administrative Engagement)

Juliana Smith 325-4206

Special Assistant to the Athletics Director

Bob Stoops 325-8208

Executive Director Varsity O Association/ Special Assistant to the Athletics Director

Joe Washington 325-7811

» HEAD COACHES

Baseball

Skip Johnson 325-8354
(Texas Pan-American, '90)

Basketball (Men)

Lon Kruger 325-4732
(Kansas State '75)

Basketball (Women)

Sherri Coale 325-8322
(Oklahoma Christian University '87)

Cross Country

Jim VanHooetgem 325-8212
(North Central College '90)

Football

Lincoln Riley 325-8245
(Texas Tech '06)

Golf (Men)

Ryan Hybl 325-8342
(Georgia '04)

Golf (Women)

Veronique Drouin-Luttrell 325-8343
(Kent State '03)

Gymnastics (Men)

Mark Williams 325-8341
(Nebraska '80)

Gymnastics (Women)

K.J. Kindler 325-8333
(Iowa State '92)

Rowing (Women)

Leeanne Crain 325-6961
(UCLA '88)

Soccer (Women)

Matt Potter 325-8296
(West London College of Brunell University '92)

Softball

Patty Gasso 325-8371
(Long Beach State '84)

Tennis (Men)

Nick Crowell 325-8362
(Texas '00)

Tennis (Women)

Audra Cohen 325-8325
(Miami '09)

Track and Field

Jim VanHooetgem 325-8212
(North Central College '90)

Volleyball (Women)

Santiago Restrepo 325-8364
(East Stroudsburg '86)

Wrestling

Lou Rosselli 325-3959
(Edinboro '93)

MEDIA OUTLETS

PRINT

Associated Press

Cliff Brunt, Sports
(cbrunt@ap.org)
Central Park One
Suite 202
Oklahoma City, OK 73105
Phone: (405) 525-2121

The Oklahoman

Brooke Pryor, Beat Writer
(bpryor@oklahoman.com)
Ryan Sharp, Sports Editor
(rsharp@oklahoman.com)
P.O. Box 25125
Oklahoma City, OK 73125
Phone: (405) 475-3314

Tulsa World

Michael Peters, Sports Editor
(michael.peters@tulsaworld.com)
P.O. Box 1770
Tulsa, OK 74102
Phone: (918) 581-8355

The Norman Transcript

Tyler Palmateer, Beat Writer
(tpalmateer@normantranscript.com)
Clay Horning, Sports Editor
(chorning@normantranscript.com)
P.O. Drawer 1058
Norman, OK 73070
Phone: (405) 366-3535

Dallas Morning News

Keith Campbell (Colleges Editor)
(kccampbell@dallasnews.com)
P.O. Box 655237
Communications Center
Dallas, TX 75265
Phone: (214) 977-8444

Fort Worth-Star Telegram

(sports@star-telegram.com)
400 W. 7th St.
Fort Worth, TX 76102
Phone: (817) 390-7760

Lawton Constitution

Joey Goodman, Sports Editor
(jgoodman@lawton-constitution.com)
P.O. Box 2069
Lawton, OK 73502
Phone: (580) 353-0620

Shawnee News-Star

Fred Fehr, Sports Editor
P.O. Box 1688
Shawnee, OK 74802
Phone: (405) 273-4200

The Oklahoma Daily

(student newspaper)
Sports Editor
(sports@oudaily.com)
860 Van Vleet Oval, Rm. 126
Norman, OK 73019
Phone: (405) 325-7630

» TELEVISION

KFOR (NBC Channel 4)

Brian Brinkley, Sports Director
(brian.brinkley@kfor.com)
444 E. Britton Rd.
Oklahoma City, OK 73114
Phone: (405) 478-6366

KOCO (ABC Channel 5)

Bryan Keating, Sports Director
(bkeating@hearst.com)
P.O. Box 14555
Oklahoma City, OK 73113
Phone: (405) 475-5257

KWTV (CBS Channel 9)

Dean Blevins, Sports Director
(dean.blevins@news9.net)
P.O. Box 14159
Oklahoma City, OK 73113
Phone: (405) 841-9940

KOKH (FOX Channel 25)

Myron Patton, Sports Director
(mpatton@okcfox.com)
1228 E. Wilshire Blvd.
Oklahoma City, OK 73111
Phone: (405) 843-2525

» RADIO

Sooner Network

To reach the Sooner Network
broadcasters, use the following email
addresses and phone numbers:

Brian Brinkley (play-by-play)

brian.brinkley@kfor.com

KOKC (103.1 FM/1520 AM)

(production@kref.com)
400 E. Britton Rd.
Oklahoma City, OK 73114
Phone: (405) 478-5014

KRXO (107.7 FM)

Randy Heitz, Assistant Program Director/
Exec. Producer
(randy.h@tylermedia.com)
P.O. Box 14818
Oklahoma City, OK 73113
Phone: (405) 475-7020

KREF (98.5 FM/1400 AM)

(production@kref.com)
2020 Alameda
Norman, OK 73071
Phone: (405) 321-1400



COVERAGE GUIDELINES

» CREDENTIALS

Credentials for Oklahoma home games are issued to working media only and should be requested as early as possible. Make requests to Tyler Pigg in the OU Athletics Communications Office by emailing (tpigg@ou.edu).

The University of Oklahoma follows the guidelines set forth by the NCAA and the Big 12 Conference governing the issuance of credentials. Requests for single-game credentials should be made at least one week in advance of the game.

» CREDENTIALS PICKUP

Game credentials are available for pickup inside Lloyd Noble Center's south ramp entrance two hours prior to tip and are not available at any other will call window. Game credentials are not mailed.

» MEDIA PARKING

Email Tyler Pigg in the OU Athletics Communications Office (mhouck@ou.edu) for a Lloyd Noble Center media parking pass. Requests should be made at least one week in advance of the game. Media should park on the south side of the arena and enter via the ramp that separates the two practice courts.

» PHOTOGRAPHERS

Photographers and videographers must shoot from the Lloyd Noble Center baselines (west side of south

goal, east side of north goal). No photo spots will be assigned. Because of space limitations, photographers are encouraged to arrive early to secure a position.

» MEDIA SERVICES

The University of Oklahoma Athletics Communications Office will furnish all working media with complete statistical information at home games. Materials available include game program, pregame notes, final and halftime statistics, play-by-play, postgame notes and postgame quotes from players and coaches.

The working media room is halfway up the south tunnel, west of the ramp.

» PHONES/INTERNET

Courtesy telephone and ethernet lines, as well as wireless Internet service, are available along press row and in the Lloyd Noble Center media room. Any media representative desiring a phone line to be installed either courtside or in the media room should contact Tyler Pigg in the OU Athletics Communications Office at (405) 325-3671.

» VISITING RADIO

Visiting radio crews are positioned next to their team's bench, on the north end of the east sideline. Analog and ISDN lines are furnished.

» INTERVIEW POLICY

Non-postgame interviews with University of Oklahoma basketball players or coaches must be arranged through Tyler Pigg (tpigg@ou.edu) of the OU Athletics Communications Office and requested at least 24 hours in advance of the desired interview time.

Player interviews are generally granted after practice, usually around 4 p.m. weekdays. Only postgame interviews are allowed on game days.

» POSTGAME INTERVIEWS

Following each home game, a 10-15 minute "cooling-off period" will be exercised. The opposing coach will then be escorted to the OU interview room, located across the hall from the media room.

When the opposing coach finishes with media, Oklahoma head coach Sherri Coale and Sooner players will enter the interview room. The OU locker room is closed.

» PRACTICES

Practices are usually held from 2 to approximately 4 p.m. during the week. Media looking to attend should notify Tyler Pigg at tpigg@ou.edu.



» For the latest Oklahoma athletics information, including highlights, press conferences, statistics, standings, rankings, game notes, interviews, photos and human-interest stories, visit the school's official athletics website at SoonerSports.com.

RADIO COVERAGE

SOONER SPORTS NETWORK

University of Oklahoma women's basketball games air via Learfield Communications and the Sooner Sports Radio Network. OU fans may also catch the live broadcasts by subscribing to a pass on the school's official website, SoonerSports.com.

City	Station
Ada	KADA-FM (99.3)
Altus	KWHW-FM (93.5)
Ardmore	KVSO-AM (1240)
Bartlesville	KYFM-FM (100.1)
Blackwell	KOKB-AM (1580)
Broken Bow	KKBI-FM (106.1)
Broken Bow	KQIB-FM (102.9)
Enid	KXLS-FM (95.7)
Lawton	KXCA-AM (1380)
McAlester	KNED-AM (1150)
Norman	KREF-AM (1400)
Norman	KREF-FM (99.3)
Oklahoma City	KOKC-AM (1520)
Oklahoma City	KOKC-FM (103.1)
Shawnee	KGFF-FM (100.9)
Shawnee	KGFF-AM (1450)
Tulsa	KAKC-AM (1300)
Tulsa	KTBZ-AM (1430)

"SOONER SPORTS TALK"

Each Thursday throughout the season, "Sooner Sports Talk" provides fans across the state an opportunity to talk OU basketball with head coaches Lon Kruger and Sherri Coale. The one-hour program airs statewide from 7-8 p.m. on the Sooner Radio Network and is now also broadcast on Sooner Sports TV.

TUNEIN RADIO APP

For the second straight season, Oklahoma women's basketball fans can listen worldwide to the Sooners on the TuneIn Radio app. The app is available for download on the app stores for both Apple and Android phones. Fans can search "Sooner Sports Network" to find each broadcast.

BROADCAST TALENT



BRIAN BRINKLEY
Play-by-Play
17th Season

Brian Brinkley is in his 17th season handling radio play-by-play for OU women's basketball.

Brinkley is the sports director for KFOR-TV in Oklahoma City.

Brinkley has been at KFOR since 1990, when he was a production assistant at News Channel 4. He was a sports anchor and reporter from 1992 to 2015, and was the weekend sports anchor from 1996 to 2015.

Brian has received statewide attention for his reporting and anchoring. He is a three-time finalist for Oklahoma Sportscaster of the Year, and has been honored with two awards from the Oklahoma Association of Broadcasters for small market sports reporting and sportscasting.

A graduate of the University of Oklahoma, Brian received a Bachelor of Arts in Journalism with a double major in Philosophy.

Brian lives in Edmond with his wife and daughter.



MCKENNA TREECE
Color Analyst
1st Season

McKenna Treece is in her first season as color analyst.

The former player is a senior, majoring in communication.

Treece played three seasons for the Sooners before medically retiring as a senior. She finished her career playing in 78 games. Treece's career highs included 14 points against Quinnipiac in the 2014-15 season and 11 rebounds against Oral Roberts in the 2016-17 season.

Treece began working as an intern in the OU communication department in fall of 2017. She was selected to the Academic All Big-12 second team in 2016 and 2017.

Treece is set to graduate in May of 2018 and will look to pursue a career in broadcasting or communications.

» SOONER SPORTS TV TALENT



CHAD MCKEE
Play-by-Play



TOBY ROWLAND
Play-by-Play



DAN HUGHES
Analyst



BRENDA VAN LENGEN
Analyst



JESSICA COODY
Sideline Reporter

SOONER SPORTS TV

Launched in September 2012, Sooner Sports TV powered by FOX Sports provides the most comprehensive broadcast coverage of the Sooners ever offered. Distributed on a variety of existing FOX Sports outlets including FS Oklahoma, FS Southwest and FOX College Sports, Sooner Sports TV programming blocks reach approximately nine million homes in Oklahoma, Texas, Arkansas and Louisiana. Outside of this four-state region, select programming is available nationally either on FOX College Sports (FCS), or on outer market regional sports packages offered by satellite providers.

Sixteen Oklahoma women's basketball games will air exclusively on Sooner Sports TV in 2017-18, along with select encores.

SOONERVISION

Established in 1997, SoonerVision has evolved as a prominent arm of the Oklahoma Athletics Department. OU's in-house production studio, SoonerVision is home to a variety of other original programming and studio shows. All together, the SoonerVision staff produces more than 75 live games and 125 shows each year for Sooner Sports TV.

In addition, SoonerVision is responsible for all big screen productions, including live coverage, replays and graphics for fans to enjoy at Lloyd Noble Center, Gaylord Family – Oklahoma Memorial Stadium, McCasland Field House, Marita Hynes Field, L. Dale Mitchell Park and John Crain Field, as well as live webcasts of Sooner games and press conferences.

Associate AD for Broadcast Operations Brandon Meier leads a staff consisting of 15 full-time employees, numerous part-time and freelance professionals, and more than 80 students to make SoonerVision operate.

SoonerVision has gained a reputation nationally as one of the top production studios in sports, twice earning the Golden Matrix Award for best video board display in the country, and most recently earning the best live game and event production from Sports Video Group.

BIG 12 CONFERENCE

» STRENGTH AND SUCCESS

The Big 12 enters its 22nd year in 2017-18 as it continues to promote the strength and success of one of the nation's premier athletic conferences under the direction of sixth-year commissioner Bob Bowlsby.

TCU and West Virginia joined the league on July 1, 2012 and became the Big 12's first additions since inception, joining Baylor, Iowa State, Kansas, Kansas State, Oklahoma, Oklahoma State, Texas and Texas Tech.

With 10 members, the Big 12 remains as the only autonomy conference to determine its champions in all sports directly on the field of play with a full round-robin schedule. The Conference's hard work ethic and strong values have translated to enormous success in its first 21 years. Since it began competition in 1996-97, the league can boast of 58 NCAA team titles and 645 individual national championships.

The Big 12 has been at the forefront in college athletics reform, specifically with student-athlete welfare issues to include cost of attendance, student-athlete time demands and strengthening its policy for concussion diagnosis and management. In 2014-15, the Big 12 introduced and hosted three "State of Collegiate Athletics" forums to examine the issues facing college athletics. Two were conducted in Washington, D.C and one in New York City. Panelists included respected authorities from intercollegiate athletics, university leadership and sports journalism. The third forum featured a special session comprised of student-athletes. The Big 12 continued the "State of Collegiate Athletics" forums the past three seasons with Dallas serving as the host site for two events and the most recent in Atlanta.

The Big 12 claimed four national championships in 2016-17 as Oklahoma brought home trophies in women's gymnastics, men's golf and softball, while Texas won men's swimming & diving. West Virginia played for the national championship in soccer while Texas advanced to the volleyball title match for the second-consecutive season. TCU baseball made its fourth-consecutive appearance in the College World Series. Oklahoma football won its 10th Big 12 title to advance to the Sugar Bowl. It marked the Conference's fifth appearance in a College Football Playoff New Year's Bowl in the three years of the structure. The Sooners also had two Heisman Trophy finalists, giving the Conference 18 since 1996, and two finalists for the fifth time. Texas' Courtney Okolo won the Bowerman Award, which is track & field's equivalent to the Heisman.

The Conference also had a banner year on the national stage in 2015-16. Two teams competed in 2015 College Football Playoff New Year's Bowls for the second consecutive season. Oklahoma made the Conference's first appearance in the CFP semifinals while OU



400 East John Carpenter Freeway ■ Irving, TX
75062
(469) 524-1000 ■ Big12Sports.com



men's basketball advanced to the Final Four. Other highlights included national championships by Texas men's swimming and diving and Oklahoma women's gymnastics and softball. National runner-up finishes were recorded by Texas volleyball, Oklahoma State wrestling, TCU equestrian, Texas men's golf, Oklahoma men's tennis and Oklahoma State women's tennis. Three Big 12 squads were among the eight teams that advanced to baseball's College World Series.

The Big 12 lays claim to five Heisman Trophy winners since 1996 and has had a finalist in 13 of its seasons. Twenty-seven major individual awards have been won by Big 12 student-athletes in football over the past eight campaigns. Overall, more than 4,800 student-athletes have earned All-America recognition. West Virginia soccer standout Kadeisha Buchanan earned the Hyundai Young Player Award at the 2015 World Cup while playing for her native Canada, given to the player born in 1995 or later that made the biggest impression in the competition. She followed that up by being named the 2016 Honda Sport Award winner for soccer.



BIG 12 CONFERENCE

Through its first 21 years, the Big 12 has claimed a team national championship in 17 of the sports it sponsors. The Conference finished the BCS era ranked tied for second with seven appearances in the National Championship Game. The league has finished in the top two of women's basketball conference RPI in nine of the last 11 years and sent at least 70 percent of its teams to postseason for the eighth-straight season. In men's basketball, the league has had at least six 20-wins teams for 11 consecutive seasons, including each of the five years since it began competing with 10 squads. The Big 12 has had 27 teams earn NCAA bids over the past four campaigns, a total that ranks second nationally. The Big 12 and its member institutions are committed to a competitive environment where sportsmanship and fair play take center stage. Whether on the field, in the classroom, or within the community, the student-athletes, administrators, coaches and game officials of the Big 12 support the highest ideals in sportsmanship.

National academic accolades have always been strong in the Big 12. Ty Darlington (Oklahoma) was the recipient of the 2015 William V. Campbell Trophy, known as the Academic Heisman. Gabe Ikard (Oklahoma) was presented the NCAA Today's Top 10 Award in January 2015. It recognizes former student-athletes for their successes on the fields and courts, in the classroom and in the community. Since 1996, the Big 12 has a total of 11 honorees for this prestigious award. In the last six seasons, 11 student-athletes were recipients of the NCAA Elite 90 Award with Oklahoma State's Christian Liddell (men's cross country) and Baylor's Jimmy Bendeck (men's tennis) picking up the most recent honors in 2016-17. The accolade showcases individuals who have reached the pinnacle of competition at the national championship level, while also achieving the highest academic standard among their peers.

In its short history, the Big 12 has over 600 Academic All-America recipients, averaging about 30 each season. Big 12 student-athletes have shown commitment to their studies by earning numerous individual academic recognitions. Twelve times in the past 12 years a league athlete has garnered the top academic honor for their respective sport, including Christina Hillman (Iowa State) for track & field/cross country in 2016.

The Big 12 can take pride in other stories that combine on and off the field success. In the fall of 2013, former Texas Tech track and field student-athlete Ifeatu Okafor was named the Big 12's first NCAA Woman of the Year. Patience Knight (Texas Tech) was the recipient of the Honda Inspiration Award in 2008 while Imani McGee-Stafford (Texas) was honored in 2015. It is given to an outstanding female college athlete who overcomes adversity to excel in her sport. Oklahoma State women's basketball was the inaugural recipient of the "Together We R" Team Award in 2012, recognizing programs that have strived to succeed in the face of adversity.

Following a devastating tornado south of Oklahoma City just before the Big 12 Baseball Championship in 2013, several league baseball teams along with other student-athletes, coaches and former Conference players contributed help in a variety of ways. Plus, the Conference contributed \$200,000 to the relief efforts. In the fall of 2014, Oklahoma football student-athlete Sterling Shepard and head coach Bob Stoops were honored with the Disney Sports Spirit Award while Kansas football student-athlete JaCorey Shepherd received the Lee Roy Selmon Community Spirit Award. Ty Darlington (Oklahoma) earned the 2015 Wuerffel Trophy which recognizes community service along with athletic and academic success.

Competitive excellence, scholarship and sportsmanship are all equal components of the Big 12 philosophy. All-Big 12 teams and Academic All-Big 12 squads are recognized for each sport at the end of their respective seasons. At the end of each academic year, the Conference honors its top male and female student-athletes with the Big 12 Athlete of the Year and Big 12 Sportsperson of the Year awards.

Institutions can also nominate student-athletes for the prestigious Dr. Prentice Gautt Postgraduate Scholarships. A total of 401 scholars have received over \$2.9 million in postgraduate financial aid through the first 21 years of the program.

The Big 12 sponsors 23 sports. Men's squads include baseball, basketball, cross country, football, golf, indoor track & field, outdoor track & field, swimming & diving, tennis and wrestling. Women's teams are fielded in basketball, cross country, equestrian, golf, gymnastics, indoor track & field, outdoor track & field, rowing, soccer, softball, swimming & diving, tennis and volleyball.

Big 12 institutions create a league that encompasses five states and nearly 38 million people. Nearly 5,000 student-athletes from across the United States and around the World compete annually in the sports sponsored by the Conference.

The Conference currently conducts postseason championships for 21 of its 23 sports with the Football Championship Game returning in 2017 after a six-year absence. Each championship helps to determine teams and/or individuals that will represent the Conference in national postseason competition.

In its first 21 years, the Big 12 has distributed \$2.941 billion to its member institutions, including a record \$34.8 million per institution in 2016-17, an increase of 15 percent over the previous year. The Conference office is headquartered in Irving, Texas.



BIG 12 COMPOSITE SCHEDULE

» NOVEMBER

10	Incarnate Word at Oklahoma State	11 a.m.
	South Dakota at Iowa State (Cyclones.TV)	12 p.m.
	Stephen F. Austin at K-State	5:30 p.m.
	Central Connecticut State at West Virginia	6 p.m.
	Lamar at Baylor	7 p.m.
	Belmont at Oklahoma (SoonerSports.TV)	7 p.m.
11	Oral Roberts at TCU	2 p.m.
12	Stetson at Texas (Longhorn Network)	1 p.m.
	Coppin State at Baylor	2 p.m.
	Campbell at Kansas (JTV/ESPN3)	2 p.m.
	Texas State at Texas Tech	2 p.m.
13	Omaha at K-State	7 p.m.
	Oklahoma at DePaul	7 p.m.
14	Sacramento State at West Virginia	6 p.m.
	Central Arkansas at Baylor (FCS)	7 p.m.
	Iowa State at Northern Iowa	7 p.m.
	Wichita State at Oklahoma State	7 p.m.
	TCU at SMU	7 p.m.
15	Florida A&M at Texas Tech	11 a.m.
	McNeese State at Texas (Longhorn Network)	11 a.m.
	Texas Southern at Kansas (JTV/ESPN3)	7p.m.
17	Florida A&M at K-State	5:30 p.m.
	SMU at Oklahoma (FSSW+)	7 p.m.
	UTRGV at Oklahoma State	7 p.m.
	UTSA at Texas (Longhorn Network)	7 p.m.
18	Baylor at UCLA	
	Texas State at TCU	2 p.m.
19	Yale at Kansas (JTV/ESPN3)	1 p.m.
	Northwestern State at Oklahoma State	1 p.m.
	Arkansas – Pine Bluff at Texas Tech	2 p.m.
	K-State at North Texas	3 p.m.
	North Florida at West Virginia	4 p.m.
20	UMKC at Iowa State (Cyclones.TV)	6:30 p.m.
21	Yale at TCU (FSSW+)	6:30 p.m.
	Oklahoma at Colorado State	8 p.m.
22	Delaware State at Kansas (JTV/ESPN3)	7 p.m.
	UMass Lowell at Texas Tech	
23	Baylor vs. Missouri State	2 p.m.
	West Virginia vs. Butler	2:30 p.m.
	Oklahoma State vs. South Dakota	3 p.m.
24	West Virginia vs. Drexel	2:30 p.m.
	Iowa State vs. Tulane	2:45 p.m.
	Oklahoma State vs. Tennessee	3 p.m.
	K-State vs. UCLA	3:15 p.m.
	Texas vs. LSU	5:30 p.m.
	TCU vs. Arizona	7 p.m.

25	Baylor vs. Penn/Georgia Tech	TBA
	Iowa State vs. Central Michigan/San Diego State	TBA
	TCU vs. CSUN/Idaho	TBA
	West Virginia vs. Virginia Tech	1:30 p.m.
	Texas vs. Washington	3:15 p.m.
	Oklahoma at Oregon	4:30 p.m.
	K-State vs. Penn State	7:45 p.m.
26	Rice at Kansas (JTV/ESPN3)	1 p.m.
	Texas A&M at Texas Tech	2 p.m.
28	Oklahoma at Little Rock	6:30 p.m.
29	UMKC at Kansas (JTV/ESPN3)	7 p.m.
30	LSU at Texas Tech	6:30 p.m.
	Kentucky at Baylor (FCS)	7 p.m.
	Iowa State at Drake	7 p.m.
	K-State at Missouri	
	Southern at Oklahoma State	7 p.m.
	Louisiana Tech at Texas (Longhorn Network)	7 p.m.

» DECEMBER

1	Alabama at TCU (FSSW)	12 p.m.
2	Iowa State at Vanderbilt (SEC Network)	3 p.m.
3	Stanford at Baylor (FS1)	1 p.m.
	Arkansas at Kansas (JTV/ESPN3)	2 p.m.
	Florida at Oklahoma	2 p.m.
	Oklahoma State at Mississippi State	
	Texas at Georgia	
	Texas Tech at Houston	2 p.m.
	West Virginia at Texas A&M (ESPNU)	7 p.m.
5	North Dakota at Baylor	7 p.m.
6	Iowa at Iowa State (Cyclones.TV)	6:30 p.m.
	Nebraska at Kansas (JTV/ESPN3)	7 p.m.
	UT Arlington at K-State	7 p.m.
	Oklahoma at South Dakota State	7 p.m.
	TCU at Texas A&M	
	Texas Tech at New Mexico	8 p.m.
7	Pitt at West Virginia	6 p.m.
8	UCLA at Oklahoma State	7 p.m.
9	USF at Oklahoma (FS Oklahoma)	2 p.m.
10	North Carolina Central at Iowa State	12 p.m.
	Coppin State at West Virginia	1 p.m.
	SE Missouri State at Kansas (JTV/ESPN3)	2 p.m.
	Southeastern Louisiana at TCU	2 p.m.
	Texas at Tennessee (ESPN2)	2 p.m.
13	McNeese at Baylor (FSSW)	12 p.m.
	Prairie View A&M at Texas Tech	5:30 p.m.
	Northwestern State at Texas (Longhorn Network)	7 p.m.

BIG 12 COMPOSITE SCHEDULE

16	Little Rock at K-State	2 p.m.
	New Mexico at Oklahoma (FS Oklahoma)	2 p.m.
	West Virginia vs. Radford	3 p.m.
17	Florida State at Texas (FS1)	11:30 a.m.
	UC Riverside at Iowa State (Cyclones.TV)	2 p.m.
	Northwestern State at TCU	2 p.m.
	UTRGV at Texas Tech	2 p.m.
18	Baylor at Nicholls State	
	Kansas at St. John's	6 p.m.
	Morgan State at West Virginia	6 p.m.
	Chicago State at K-State	7 p.m.
19	USC Upstate at Oklahoma State	5 p.m.
	Oklahoma at UConn (CBSSN)	6 p.m.
20	Kansas at Iona	5 p.m.
	Hampton at TCU	6:30 p.m.
21	Incarnate Word at Texas Tech	2 p.m.
	Morehead State at West Virginia	6 p.m.
	Nicholls State at Iowa State (Cyclones.TV)	6:30 p.m.
	Northern Iowa at K-State	7 p.m.
	UL Monroe at Oklahoma State	7 p.m.
28	Oklahoma State at Texas Tech	6:30 p.m.
	West Virginia at TCU	6:30 p.m.
	Baylor at K-State	7 p.m.
	Texas at Oklahoma (FS Oklahoma)	7 p.m.
	Kansas at Iowa State	
31	Texas Tech at Baylor (ESPNU)	1 p.m.
	K-State at Oklahoma State	2 p.m.
	Oklahoma at Iowa State (Cyclones.TV)	2 p.m.
	TCU at Kansas (JTV/ESPN3)	2 p.m.
	West Virginia at Texas (FSN)	3:30 p.m.

» JANUARY

3	Iowa State at Baylor (FSSW)	7 p.m.
	Kansas at Texas Tech	6:30 p.m.
	K-State at West Virginia	6 p.m.
	Oklahoma State at Texas (Longhorn Network)	7 p.m.
4	TCU at Oklahoma (FS Oklahoma)	7 p.m.
6	Baylor at Kansas (JTV/ESPN3)	2 p.m.
7	Texas at K-State (ESPNU)	1 p.m.
	Iowa State at West Virginia (AT&T SportsNet)	1 p.m.
	Texas Tech at TCU (FSN)	2 p.m.
	Oklahoma at Oklahoma State	4 p.m.
10	Oklahoma at Texas Tech (FSSW+)	6 p.m.
	K-State at Iowa State (Cyclones.TV)	6:30 p.m.
	West Virginia at Kansas(JTV/ESPN3)	7 p.m.
	Texas at TCU (FSSW+)	8 p.m.

COVERING THE BIG 12 CONFERENCE

THE INTERNET (Big12Sports.com)

The Big 12 Conference maintains its official website at Big12Sports.com. Complete information on the league and the member schools is available.

The site boasts original content from throughout the Conference, along with several video broadcasts, including a daily update (Big 12 Minute). In women's basketball, condensed game highlights of numerous contests will be available via the Big 12 Digital Network, within 72 hours of a game's completion. Many parts of the Big 12 Digital Network — including video — are also available via an app on various mobile platforms (iPhones, iPads, Android). Live coverage of media day and of the 2018 Phillips 66 Big 12 Women's Basketball Championship is also available.

In women's basketball, scores throughout the league, standings and box scores are updated as games are final. Conference and team statistics are updated no later than the following morning, with weekly award winners posted each Monday. An archive of conference and team-by-team stats for every season in league history is included.

Media can access PDF files of the daily release, statistics and the conference media guide on the website.

BIG 12 ON SOCIAL MEDIA

The Big 12 also maintains a presence on Facebook (facebook.com/Big12), Twitter (@Big12Conference), Instagram (@Big12Conference) and YouTube (youtube.com/Big12Conference). Periodic updates are posted, including selected game updates and other conference-related information. The official hashtag for Big 12 Women's Basketball and the 2018 Phillips 66 Big 12 Women's Basketball Championship is #Big12WBB.

BIG 12 MEDIA RELEASE

The Big 12 will update a media release, including team notes, results and more each morning after games are played during the season. Complete league statistics, in addition to team-by-team stats for all 10 league squads, will be updated via the conference website, as well.

PHILLIPS 66 WEEKLY AWARDS

A Big 12 Player and Rookie of the Week will be chosen each Monday, beginning Nov. 13. Nominations are submitted by the school media relations offices and winners are selected by a panel of media voters who cover the league on a regular basis.

BIG 12 COMPOSITE SCHEDULE

13	Kansas at Texas (Longhorn Network)	1 p.m.	13	Baylor at Oklahoma State	7 p.m.
	Oklahoma State at K-State (FSN)	1 p.m.			
	TCU at West Virginia (FSN)	4 p.m.	14	Kansas at West Virginia	6 p.m.
	Iowa State at Texas Tech (FSSW+)	6 p.m.		Iowa State at TCU (FSSW)	6:30 p.m.
14	Baylor at Oklahoma (FS1)	1 p.m.		Texas Tech at Texas (Longhorn Network)	7 p.m.
15	UConn at Texas (ESPN2)	6 p.m.	17	Kansas at Baylor (FSSW)	1 p.m.
				K-State at TCU (FSSW)	2 p.m.
17	Oklahoma at K-State	7 p.m.		Oklahoma at West Virginia (AT&T SportsNet)	2 p.m.
	Texas Tech at Kansas (JTV/ESPN3)	7 p.m.		Texas at Oklahoma State	2 p.m.
	West Virginia at Oklahoma State	7 p.m.		Texas Tech at Iowa State (Cyclones.TV)	3 p.m.
	Baylor at Iowa State (FSN)	8 p.m.	19	Baylor at Texas (ESPN2)	7 p.m.
20	Oklahoma State at Oklahoma (FSN)	12 p.m.	20	West Virginia at K-State	7 p.m.
	Kansas at TCU	2 p.m.			
	Texas at Texas Tech (FSN)	3 p.m.	21	TCU at Texas Tech (FSSW)	6:30 p.m.
	K-State at Baylor (FSSW)	6 p.m.		Iowa State at Oklahoma (FSSW+)	7 p.m.
	West Virginia at Iowa State (Cyclones.TV)	6:30 p.m.		Oklahoma State at Kansas (JTV/ESPN3)	7 p.m.
24	Kansas at Oklahoma (FOX Sports Oklahoma)	6 p.m.	24	Texas Tech at Oklahoma (FOX Sports Oklahoma)	12 p.m.
	Texas Tech at West Virginia	6 p.m.		Oklahoma State at West Virginia	12 p.m.
	TCU at K-State	7 p.m.		Kansas at K-State (FSN)	3 p.m.
	Iowa State at Oklahoma State (FSN)	8 p.m.		Baylor at TCU	5 p.m.
25	Texas at Baylor (ESPN)	7 p.m.		Texas at Iowa State (FSN)	5 p.m.
27	Texas Tech at Oklahoma State	1 p.m.	26	K-State at Texas Tech (FSSW+)	6:30 p.m.
	Oklahoma at TCU (FSSW)	2 p.m.		TCU at Oklahoma State	7 p.m.
	Iowa State at Texas (Longhorn Network)	7 p.m.		West Virginia at Baylor (FS1)	8 p.m.
28	Baylor at West Virginia (FS1)	2 p.m.	27	Oklahoma at Texas (FS1)	6 p.m.
	K-State at Kansas (FS1)	4 p.m.		Iowa State at Kansas (JTV/ESPN3)	7 p.m.
30	TCU at Iowa State (Cyclones.TV)	6:30 p.m.			
31	K-State at Oklahoma (FOX Sports Oklahoma)	10:30 a.m.			
	Oklahoma State at Baylor (FSSW)	6:30 p.m.			
	Texas at Kansas (JTV/ESPN3)	7 p.m.			

» FEBRUARY

3	TCU at Texas (Longhorn Network)	11 a.m.
	West Virginia at Oklahoma (FOX Sports Oklahoma)	2 p.m.
	Kansas at Oklahoma State	2 p.m.
	Baylor at Texas Tech	6:30 p.m.
	Iowa State at K-State	7 p.m.
5	Texas at West Virginia (FS1)	6 p.m.
	Oklahoma at Baylor, (FS1)	8 p.m.
7	Oklahoma State at TCU (FSSW)	6:30 p.m.
	Texas Tech at K-State	7 p.m.
10	West Virginia at Texas Tech	2 p.m.
	Oklahoma State at Iowa State (Cyclones.TV)	6:30 p.m.
	K-State at Texas (Longhorn Network)	7 p.m.
	Oklahoma at Kansas (JTV/ESPN3)	7 p.m.
	TCU at Baylor (FSSW+)	7 p.m.

All times Central and subject to change

BIG 12 CHAMPIONSHIP BRACKET



2017 PHILLIPS 66 BIG 12 CHAMPIONSHIP
 March 2-5 (Friday-Monday)
 Oklahoma City, Okla.
 Chesapeake Energy Arena

TV SCHEDULE
 Games 1, 2: FCS
 Games 3, 4, 5, 6: FSN
 Games 7, 8: FS1
 Game 9: FS1

FUTURE DATES AND SITES
 2019: March 1-4 (Oklahoma City)




» Chesapeake Energy Arena
 Oklahoma City, Okla.



OPPONENT INFORMATION

	<p>BELMONT Date: Nov. 10, 2017 Series Record: 0-0 Last Meeting: First meeting</p>	<p>Head Coach: Bart Brooks 2016-17 Record: 27-6 Website: BelmontBruins.com</p>	<p>SID: Krysti Cole Email: krysti.cole@belmont.edu Phone: (615) 460-8023</p>
	<p>DEPAUL Date: Nov. 13, 2017 Series Record: Tied, 1-1 Last Meeting: March 22, 2014</p>	<p>Head Coach: Doug Bruno 2016-17 Record: 27-8 Website: DePaulBlueDemons.com</p>	<p>SID: Bob Sakamoto Email: rsakamote@depaul.edu Phone: (773) 325-7525</p>
	<p>SMU Date: Nov. 17, 2017 Series Record: OU, 6-5 Last Meeting: Nov. 11, 2006</p>	<p>Head Coach: Travis Mays 2016-17 Record: 13-18 Website: SMUMustangs.com</p>	<p>SID: Travis Chamblee E-mail: tchamblee@smu.edu Phone: (214) 768-3735</p>
	<p>COLORADO STATE Date: Nov. 21, 2017 Series Record: OU, 2-1 Last Meeting: Nov. 27, 2016</p>	<p>Head Coach: Ryun Williams 2016-17 Record: 25-9 Website: CSURams.com</p>	<p>SID: Rob Slaman Email: robert.Slaman@colostate.edu Phone: (970) 623-0738</p>
	<p>OREGON Date: Nov. 25, 2017 Series Record: OU, 1-0 Last Meeting: Nov. 24, 2012</p>	<p>Head Coach: Kelly Graves 2016-17 Record: 23-14 Website: GoDucks.com</p>	<p>SID: Joe Waltasti Email: waltasti@uoregon.edu Phone: (541) 346-7332</p>
	<p>LITTLE ROCK Date: Nov. 28, 2017 Series Record: OU, 6-1 Last Meeting: Nov. 13, 2015</p>	<p>Head Coach: Joe Foley 2016-17 Record: 25-9 Website: LRTrojans.com</p>	<p>SID: Tyler Morrison Email: jtmmorrison@ualr.edu Phone: (501) 351-2339</p>
	<p>FLORIDA Date: Dec. 3, 2017 Series Record: 0-0 Last Meeting: First meeting</p>	<p>Head Coach: Cameron Newbauer 2016-17 Record: 15-16 Website: FloridaGators.com</p>	<p>SID: Kathy Cafazzo Email: kathycaf@gators.ufl.edu Phone: N/A</p>
	<p>SOUTH DAKOTA STATE Date: Dec. 6, 2017 Series Record: OU, 2-1 Last Meeting: Nov. 23, 2017</p>	<p>Head Coach: Aaron Johnson 2016-17 Record: 23-9 Website: GoJacks.com</p>	<p>SID: Michele Schmidt Email: michele.schmidt@sdsstate.edu Phone: (605) 688-4932</p>
	<p>USF Date: Dec. 9, 2017 Series Record: USF, 1-0 Last Meeting: Nov. 27, 2014</p>	<p>Head Coach: Jose Fernandez 2016-17 Record: 24-9 Website: GoUSFBulls.com</p>	<p>SID: Erin Bean Email: erinbean@usf.edu Phone: (813) 974-5755</p>
	<p>NEW MEXICO Date: Dec. 16, 2017 Series Record: OU, 9-2 Last Meeting: Nov. 19, 2011</p>	<p>Head Coach: Mike Bradbury 2016-17 Record: 15-15 Website: GoLobos.com</p>	<p>SID: Chelsea Pitvorec Email: cpitvorec@unm.edu Phone: (352) 422-2875</p>
	<p>CONNECTICUT Date: Dec. 20, 2017 Series Record: UConn, 10-0 Last Meeting: Feb. 13, 2012</p>	<p>Head Coach: Geno Auriemma 2016-17 Record: 36-1 Website: UConnHuskies.com</p>	<p>SID: Pat McKenna Email: patrick.mckenna@uconn.edu Phone: (860) 486-3531</p>

OPPONENT INFORMATION

	<p>BAYLOR Date: Jan. 14 and Feb. 5, 2018 Series Record: OU, 26-25 Last Meeting: Feb. 27, 2017</p>	<p>Head Coach: Kim Mulkey 2016-17 Record: 33-4 Website: BaylorBears.com</p>	<p>SID: Jill Price E-mail: jil_price@baylor.edu Phone: (254) 710-2743</p>
	<p>IOWA STATE Date: Dec. 31, 2017 and Feb. 21, 2018 Series Record: OU, 39-23 Last Meeting: Jan. 25, 2017</p>	<p>Head Coach: Bill Fennelly 2016-17 Record: 13-17 Website: Cyclones.com</p>	<p>SID: Nicole Leusink Email: ngreiner@iastate.edu Phone: (515) 294-7961</p>
	<p>KANSAS Date: Jan. 24 and Feb. 10, 2018 Series Record: OU, 37-30 Last Meeting: Feb. 1, 2017</p>	<p>Head Coach: Brandon Schneider 2016-17 Record: 8-22 Website: KUAthletics.com</p>	<p>SID: Theresa Kurtz Email: t.kurtz@ku.edu Phone: (785) 864-7488</p>
	<p>KANSAS STATE Date: Jan. 17 and 31, 2018 Series Record: OU, 38-25 Last Meeting: Feb. 21, 2017</p>	<p>Head Coach: Jeff Mittie 2016-17 Record: 23-11 Website: KStateSports.com</p>	<p>SID: Randy Peterson Email: rspete12@k-statesports.com Phone: (785) 532-7975</p>
	<p>OKLAHOMA STATE Date: Jan. 7 and Jan. 20 Series Record: OU, 61-40 Last Meeting: Feb. 4, 2017</p>	<p>Head Coach: Jim Littell 2016-17 Record: 17-15 Website: OKState.com</p>	<p>SID: Ryan Cameron Email: ryan.cameron@okstate.edu Phone: (405) 742-4363</p>
	<p>TCU Date: Jan. 4 and Jan. 27, 2018 Series Record: OU, 21-4 Last Meeting: Feb. 25, 2017</p>	<p>Head Coach: Raegan Pebley 2016-17 Record: 14-17 Website: TCUSports.com</p>	<p>SID: Matt Mays Email: matt.mays@tcu.edu Phone: (817) 257-5367</p>
	<p>TEXAS Date: Dec. 28, 2017 and Feb. 27, 2018 Series Record: UT, 29-25 Last Meeting: Feb. 14, 2016</p>	<p>Head Coach: Karen Aston 2016-17 Record: 25-9 Website: TexasSports.com</p>	<p>SID: Sean Cartell Email: sean.cartell@athletics.utexas.edu Phone: (512) 471-6039</p>
	<p>TEXAS TECH Date: Jan. 10 and Feb. 24, 2018 Series Record: OU, 34-22 Last Meeting: Feb. 11, 2017</p>	<p>Head Coach: Candi Whitaker 2016-17 Record: 14-17 Website: TexasTech.com</p>	<p>SID: Jessica McKernan Email: jessika.mckernan@ttu.edu Phone: (806) 787-5662</p>
	<p>WEST VIRGINIA Date: Feb. 3 and Feb. 17, 2018 Series Record: WVU, 8-6 Last Meeting: March 4, 2017</p>	<p>Head Coach: Mike Carey 2016-17 Record: 24-11 Website: WVUsports.com</p>	<p>SID: Ashley Bailey Email: ashley.bailey@mail.wvu.edu Phone: (304) 293-2821</p>
	<p>BIG 12 CONFERENCE Date: March 2-5, 2018 Tournament Record: 24-17 Championships: Four</p>	<p>2016-17 Record: 0-1, quarterfinals Website: Big12Sports.com</p>	<p>SID: Russell Luna Email: russell@big12sports.com Phone: (469) 524-1000</p>

FAST BREAK CLUB

Everyone knows that championships are won through hard work and determination, but another component to achieving athletic success is a loyal fan base that supports the program on and off the court. The Fast Break Club serves that purpose for the OU women's basketball program.

Founded just prior to the beginning of the Sherri Coale era by a handful of loyal fans, the FBC has grown to a membership in excess of 500 individual and corporate members. Perhaps the most active booster club in all of OU's athletics programs, the FBC has become known for creating fun and excitement for fans throughout the year and especially during the season. The FBC sponsors bus trips to numerous away games, sells high quality sports apparel and merchandise with the FBC logo and hosts the FBC pregame gathering in the Clinton Lounge at the Lloyd Noble Center before each home game. Additionally, the club has sponsored watch parties for away games as well as the NCAA Selection Show and NCAA Tournament games.

Other events include welcoming the team back to school at the late summer Ice Cream Social, the preseason banquet held at the Lloyd Noble Center, the season-ticket holder scrimmage with a pizza party and autograph session exclusive to FBC members, Sherri Coale luncheons and the annual Sherri Coale golf outing in April.

While the FBC does sponsor numerous member related activities, without a doubt the most important aspect of the organization is its ability to give back to the student-athletes and the women's basketball program. The FBC has funded the team's visits to such destinations as Greece, Hawaii and New York City and assisted in their recent foreign tours to Australia and Spain. The FBC has helped improve the look of the Mary Jane Noble Women's Basketball Center by purchasing high-definition televisions and funding the framing of photos along with several other enhancements. The FBC also assists in the endowment for the Marita Hynes Scholarship.

WHY JOIN?

- Become a significant part of a program that has become a national powerhouse.
- Enjoy the special opportunities to meet and visit with the coaches, players and other FBC members.

WANT TO JOIN?

- Give a tax deductible gift (\$100 minimum) payable to the OU Foundation, designated for women's basketball.
- Membership year runs from July 1 to June 30. For membership information, please call the OU women's basketball office at (405) 325-8322.

MEMBERSHIP BENEFITS

- OU women's basketball newsletter
- OU women's basketball media guide
- Thank you letter from head coach Sherri Coale or an OU basketball player plus a signed team picture
- Information on travel packages to follow the team on the road
- Opportunities to participate in numerous special events



SOONER STILETTOS

The Sooner Stiletto began in November 2003 to involve female community and business leaders with Oklahoma women's basketball. The idea originated with Sherri Coale's desire to have successful women surrounding her program – in the audience at her games, talking about her program in the community and having women throughout the community to act as role models for her players.

This idea grew into a dynamic group of 102 charter members full of energy and enthusiasm and an inaugural year that went above and beyond expectations. Membership continued its growth in year number two, when the group soared to 173 members.

SOONER STILETTOS HELP:

- Play a role in enhancing the future of OU women's basketball.
- Form lasting relationships with female student-athletes and community leaders.
- Increase support and awareness of OU women's basketball.
- Enjoy activities with an energetic and dynamic group of women.
- Participate in pre-game activities, luncheons, fashion shows, tailgate parties and National Girls and Women in Sport celebrations.


SOONER STILETTO CAREER NETWORK

One of the most exciting things about being a Sooner Stiletto is having the opportunity to strengthen that link between Division I female student-athletes and women business and community leaders.

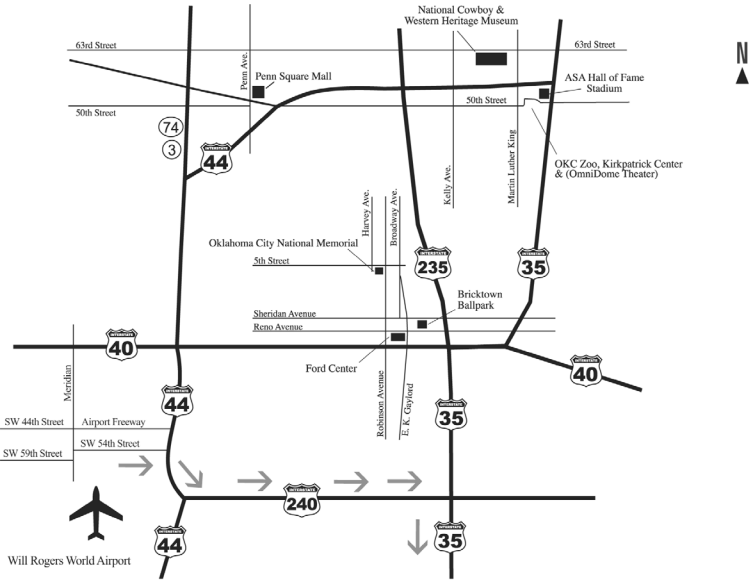
The Sooner Stiletto Career Network is a program that matches our student-athletes, who are preparing for careers, with successful women who have experience in a particular field.

Each year the entire team meets individually with the Sooner Stiletto leadership group to discuss career and life plans. As a result of those meetings, the student-athletes are matched up with members to assist with career and life plans. These matches can result in job shadowing opportunities, internships, mentoring or leadership training.

The program we created with the Sooner Stiletto is a branch of the OU Career Network. The opportunities for the OU student-athletes and the Stiletto are endless. The Sooner Stiletto Career Network is becoming a premier program upon which other programs are modeled.

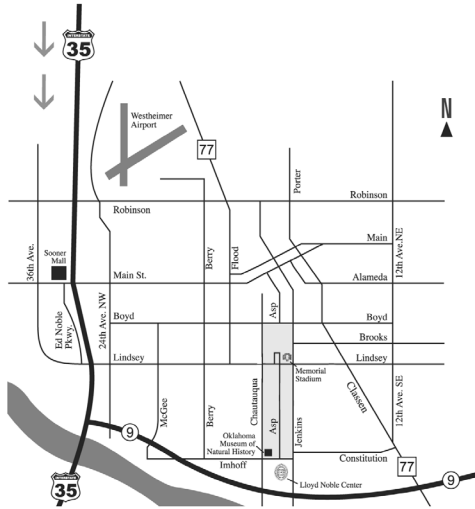


MAPS AND DIRECTIONS



TO LLOYD NOBLE CENTER

From I-35, take the Hwy. 9 East exit in Norman. Proceed approximately three miles and take a left on Chautauqua Ave. Lloyd Noble Center is just ahead on the right. Use the second entrance to access the parking lot (park near the west side of the arena). The media entrance is through the upper concourse.



NORMAN HOTEL INFORMATION

Courtyard by Marriott	770 Copperfield Dr.	701-8900	La Quinta	930 Ed Noble Dr.	579-4000
Embassy Suites	2501 Conference Dr.	364-8040	Residence Inn by Marriott	2681 Jefferson St.	366-0900
Fairfield Inn	301 Norman Center Ct.	447-1661	Sooner Hotel & Suites	300 Kellogg Dr.	329-2270
Hampton Inn	309 Norman Center Ct.	366-2100	Sooner Legends	1200 24th Ave. SW ...	701-8100
Hilton Garden Inn	700 Copperfield Dr.	579-0100			
Holiday Inn	1000 N. Interstate Dr.	364-2882			

(Area Code 405)