

2 0 2 2 - 2 0 2 3

OKLAHOMA



MEDIA GUIDE





TEAM INFORMATION	4
General Information.....	4
Schedule.....	5
Photo Roster.....	6
Rosters.....	7
Roster Breakdown.....	8
THE SOONERS	9
Madi Williams.....	10
Taylor Robertson.....	12
Ana Llanuusa.....	15
Skylar Vann.....	17
Kelbie Washington.....	19
Liz Scott.....	20
Nevaeh Tot.....	22
Kennady Tucker.....	24
Kaley Perkins.....	26
Emma Svoboda.....	27
Jordan Moser.....	28
Aubrey Joens.....	29
Freshmen.....	30
Career Game-by-Game Stats.....	32
STAFF	39
Jennie Baranczyk.....	40
Amy Wright.....	42
Michael Neal.....	43
Chantel Osahor.....	44
Support Staff.....	45
Joseph Harroz Jr.....	46
Joe Castiglione.....	47
Athletics Administration.....	50

2021-22 REVIEW	51
Season Results.....	52
Game-By-Game Totals.....	53
Season Statistics.....	54
Points, Rebounds, Assists.....	56
Individual Highs.....	57
Team Highs and Lows.....	58
Season Breakdown.....	59
Big 12 Review.....	60
Box Scores.....	61
RECORDS	70
Individual Records.....	71
Team Records.....	72
Lloyd Noble Center Records.....	73
Single-Game Records.....	74
30-Point Games.....	75
20-Rebound/10-Assist Games.....	76
Single-Season Team Records.....	77
Single-Season Leaders.....	78
Career Records.....	80
Year-by-Year Team Statistics.....	82
Year-by-Year Leaders.....	83
Freshman Category Leaders.....	85
Home Openers.....	87
Season Openers.....	88
Miscellaneous Records.....	89
Big 12 Championship History.....	90
Final Four Appearances.....	93
NCAA Tournament History.....	94
1,000-Point Club.....	103

HISTORY	111
Year-by-Year Results.....	112
Sooner Coaches.....	122
Non-Conference Events.....	123
Record By Conference.....	126
Record By Location.....	127
Individual Honors.....	129
Sooners in the WNBA.....	133
Honored Jerseys.....	134
Letterwinners.....	135
OU in the AP Poll.....	137
OU in the Coaches Poll.....	138
Lloyd Noble Center.....	139
Griffin Family Performance Center.....	140
Year-by-Year Roster.....	141
Sooners by States.....	147
Records vs. Opponents.....	149
MEDIA INFORMATION	167
Athletics Communications.....	168
Athletics Directory.....	169
Media Policies.....	170
Maps and Directions.....	171
Radio Coverage.....	172
Sooner Sports TV.....	173
Big 12 Conference.....	174
Opponent Information.....	175



MEDIA GUIDE CREDITS

The 2022-23 University of Oklahoma women's basketball media guide was produced in-house by the OU Athletics Communications Office using Adobe InDesign and Adobe Photoshop. The guide was printed by OU Printing Services of Norman and distributed at no cost to the taxpayers of the state of Oklahoma. The University of Oklahoma is an equal opportunity institution. www.ou.edu/eo (August 2022)

PROJECT COORDINATOR: Josh Poteet

EDITORS: Josh Poteet, Mike Houck, Eric Hollier

COVER DESIGN: Jordyn Rochon

GUIDE DESIGN: Josh Poteet, Scott Matthews, Ann Marcelli Gracia

CONTRIBUTORS: Brent Beerends, Claudia Benge, Bailey Allen, Her Hoops Stats, Eric Hollier, Noa Gonzalez

PHOTOGRAPHY
 Ty Russell, Candid Color, Rich Clarkson, Joshua Gateley, Chandler Coale, Lisa Hall, Jerry Laizure, Mickey Sehorn, US PRESSWIRE, Larry W. Smith, Shevaun Williams & Associates, John Williamson, J.P. Wilson, WNBA, OU Athletics Archives, Johnny Smiley



» QUICK FACTS

Athletics Website: SoonerSports.com
Location: Norman, Okla.
Founded: 1890
Enrollment: 31,655
Nickname: Sooners
Colors: Crimson and Cream
Conference: Big 12
Arena: Lloyd Noble Center (11,562)
President: Joseph Harroz Jr.
Athletics Director: Joe Castiglione
First Year of Basketball: 1974-75
All-Time Record: 862-597 (.591)
NCAA Tournament Appearances: 22
Final Four Appearances: 3 (2002, 2009, 2010)
WNIT Appearances: 3
Regular Season Conference Titles: 7
 (1986, 2000, 2001, 2002, 2006, 2007, 2009)
Conf. Tournament Titles: 4 (2002, 2004, 2006, 2007)
2021-22 Record: 25-9
Big 12 Record: 12-6 (4th place)
Letterwinners Returning/Lost: 10/3
Starters Returning/Lost: 5/0

» STAFF

Head Coach: Jennie Baranczyk
Alma Mater: Iowa, '04 / Kansas State, '06
Record at Oklahoma: 25-9 (.735)
NCAA Appearances at Oklahoma: 2022
Career Record: 217-105 (.674)
Career NCAA Tournament Appearances: 4
Career WNIT Appearances: 3
Associate Head Coach: Amy Wright (Arkansas, '02)
Assistant Coach: Michael Neal (Oklahoma, '07)
Assistant Coach: Chantel Osahor (Washington, '17)
Strength and Conditioning Coach: Keldon Peak
Director of Player Development: Markisha Kastantin
Director of Recruiting Ops: Courtney Harris
Director of Basketball Ops: Shannon Gage
Athletic Trainer: Brittani Beaver
Team Physicians: Dr. Cale Challis
Video Coordinator: Ethan Burton
Program Coordinator: Tyus Hooks
Nutritionist: Abbie Herkelman
Equipment Manager: Brendon Quandt

» ATHLETICS TICKET OFFICE

Local Phone: (405) 325-2424
Toll Free Phone: (800) 456-4668
Address: OU Athletics Ticket Office
 1185 Asp Ave., Norman, OK 73019
Email: outickets@ou.edu
Director of Ticket Operations: Josh Massey
Women's Basketball Ticket Ops: Peyton Michel

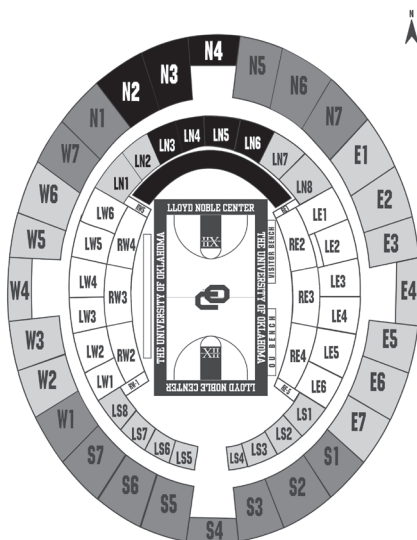
» SOCIAL MEDIA

Facebook: /OUWomensBasketball
Twitter: @OU_WBball
Instagram: @ou_wbball
Hashtag: #Sooners

» SOONER SPORTS NETWORK

Play-By-Play Announcer: Brian Brinkley
Email: brinkley3@sbcglobal.net

» LLOYD NOBLE CENTER (CAPACITY 11,562)



DAY	DATE	OPPONENT	SITE	TIME (CT)	TV
THURSDAY	NOV. 3	EMPORIA STATE (EXH.)	NORMAN	6 PM	SV ON ESPN+
MONDAY	NOV. 7	ORAL ROBERTS	NORMAN	4 PM	SV ON ESPN+
FRIDAY	NOV. 11	SMU	NORMAN	10:30 AM	SV ON ESPN+
Tuesday	Nov. 15	at BYU	Provo, Utah	4 PM	BYUtv
Wednesday	Nov. 16	at Utah	Salt Lake City, Utah	8 PM	PAC-12 NETWORKS
Sunday	Nov. 20	UT Arlington^	Fort Worth, Texas	3:30 PM	ESPN+
Tuesday	Nov. 22	at Arkansas State	Jonesboro, Ark.	7:30 PM	ESPN+
WEDNESDAY	NOV. 30	NORTHWESTERN STATE	NORMAN	6 PM	SV ON ESPN+
SUNDAY	DEC. 4	OLE MISS	NORMAN	2 PM	SV ON ESPN+
SUNDAY	DEC. 11	ROBERT MORRIS	NORMAN	12 PM	SV ON ESPN+
SUNDAY	DEC. 18	SOUTHERN	NORMAN	2 PM	SV ON ESPN+
Wednesday	Dec. 21	Florida*	Charlotte, N.C.	8:30 PM	ESPN 2
Saturday	Dec. 31	West Virginia*	Morgantown, W.Va.	1 PM	ESPN+
TUESDAY	JAN. 3	BAYLOR *	NORMAN	6 PM	SV ON ESPN+
SUNDAY	JAN. 8	IOWA STATE *	NORMAN	2 PM	ESPN 2
Wednesday	Jan. 11	Texas Tech *	Lubbock, Texas	2 PM	ESPN+
SATURDAY	JAN. 14	KANSAS*	NORMAN	2 PM	SV ON ESPN+
Wednesday	Jan. 18	TCU *	Fort Worth, Texas	6:30 PM	ESPN+
SATURDAY	JAN. 21	OKLAHOMA STATE *	NORMAN	6 PM	SV ON ESPN+
Wednesday	Jan. 25	Texas *	Austin, Texas	7 PM	LHN
Saturday	Jan. 28	Iowa State *	Ames, Iowa	-3 PM	ESPN+
TUESDAY	JAN. 31	TCU *	NORMAN	6 PM	SV ON ESPN+
SATURDAY	FEB. 4	WEST VIRGINIA *	NORMAN	2 PM	SV ON ESPN+
Tuesday	Feb. 7	Baylor *	Waco, Texas	7 PM	ESPN+
Sunday	Feb. 12	Kansas State *	Manhattan, Kan.	1 PM	ESPNU
WEDNESDAY	FEB. 15	TEXAS TECH *	NORMAN	6 PM	SV ON ESPN+
Sunday	Feb. 19	Kansas *	Lawrence, Kan.	2 PM	ESPN+
SATURDAY	FEB. 25	TEXAS *	NORMAN	1 PM	SV ON ESPN+
WEDNESDAY	MARCH 1	KANSAS STATE*	NORMAN	6 PM	SV ON ESPN+
Saturday	March 4	Oklahoma State*	Stillwater, Okla.	2 PM	ESPN+
Thurs-Sun	March 9-12	Big 12 Championship	Kansas City, Mo.	TBD	ESPN Family of Networks
Monday	March 13	Selection Monday	-	-	ESPN
Wed-Thurs	March 15-16	NCAA First Four	TBD	TBD	TBD
Fri-Mon	March 17-20	NCAA 1st and 2nd Rounds	TBD	TBD	TBD
Fri-Mon	March 24-27	NCAA S16 and E8	TBD	TBD	TBD
Friday	March 31	NCAA Semifinal	Dallas, Texas	TBD	TBD
Monday	April 2	NCAA Final	Dallas, Texas	2 p.m.	ABC

^ Maggie Dixon Classic (Schollmaier Arena in Fort Worth, Texas)

% Jumpan Invitational (Spectrum Center in Charlotte, N.C.)

* Big 12 Conference game

Dates and times are subject to change.

All home games are listed BOLD ALL CAPS



0 BEATRICE CULLITON
6-3, Fr., Center
Overland Park, Kan.



1 NEVAEH TOT
5-3, Jr., Guard
McKinney, Texas



2 REYNA SCOTT
5-10, Fr., Guard
New York City, N.Y.



4 KENNADY TUCKER
5-10, Sr., Guard
Little Rock, Ark.



5 KIERSTEN JOHNSON
6-4, Fr., Forward
Duncanville, Texas



10 KELBIE WASHINGTON
5-7, Fr. Guard
Norman, Okla.



11 KAYLA COOPER
5-9, Fr., Guard
Plano, Texas



13 JORDAN MOSER
6-1, Sr., Forward
Norman, Okla.



20 AUBREY JOENS
5-9, Jr., Guard
Iowa City, Iowa



22 ANA LLANUSA
6-0, R-Sr., Guard
Choctaw, Okla.



23 KALEY PERKINS
6-0, So., Guard
Houston, Texas



24 SKYLAR VANN
6-0, Jr., Forward
Edmond, Okla.



25 MADI WILLIAMS
6-0, R-Sr., Forward
Fort Worth, Texas



30 TAYLOR ROBERTSON
6-0, R-Sr., Guard
McPherson, Kan.



33 EMMA SVOBODA
6-3, So., Center
La Quinta, Calif.



34 LIZ SCOTT
6-2, Sr., Forward
Houston, Texas



JENNIE BARANCZYK
Head Coach
Second Year at Oklahoma



AMY WRIGHT
Associate Head Coach
Second Year at Oklahoma



MICHAEL NEAL
Assistant Coach
Second Year at Oklahoma



CHANTEL OSAHOR
Assistant Coach
Second Year at Oklahoma



ALPHABETICAL ROSTER

No.	Name	Pos.	Cl.	Ht.	Hometown (Last School)
11	Kayla Cooper	G	Fr.	5-9	Plano, Texas (Plano)
0	Beatrice Culliton	C	Fr.	6-3	Overland Park, Kan. (St. Thomas Aquinas)
20	Aubrey Joens	G	Jr.	5-9	Iowa City, Iowa (Iowa State)
5	Kiersten Johnson	F	Fr.	6-4	Duncanville, Texas (Duncanville)
22	Ana Llanusa	G	R-Sr.	6-0	Choctaw, Okla. (Choctaw HS)
13	Jordan Moser	F	Sr.	6-1	Norman, Okla. (Loyola Chicago)
23	Kaley Perkins	G	So.	6-0	Houston, Texas (Langham Creek HS)
30	Taylor Robertson	G	R-Sr.	6-0	McPherson, Kan. (McPherson HS)
34	Liz Scott	F	Sr.	6-2	Houston, Texas (Klein Oak HS)
11	Reyna Scott	G	Fr.	5-10	New York City, N.Y. (Nazareth)
33	Emma Svoboda	C	So.	6-3	La Quinta, Calif. (La Quinta HS)
1	Nevaeh Tot	G	Jr.	5-3	McKinney, Texas (John Paul II HS)
4	Kennady Tucker	G	Sr.	5-10	Little Rock, Ark. (North Carolina)
24	Skylar Vann	F	Jr.	6-0	Edmond, Okla. (Deer Creek HS)
10	Kelbie Washington	G	So.	5-7	Norman, Okla. (Norman HS)
25	Madi Williams	F	R-Sr.	6-0	Fort Worth, Texas (Trinity Valley School)

NUMERICAL ROSTER

No.	Name	Pos.	Cl.	Ht.	Hometown (Last School)
0	Beatrice Culliton	C	Fr.	6-3	Overland Park, Kan. (St. Thomas Aquinas)
1	Nevaeh Tot	G	Jr.	5-3	McKinney, Texas (John Paul II HS)
2	Reyna Scott	G	Fr.	5-10	New York City, N.Y. (Nazareth)
4	Kennady Tucker	G	Sr.	5-10	Little Rock, Ark. (North Carolina)
5	Kiersten Johnson	F	Fr.	6-4	Duncanville, Texas (Duncanville)
10	Kelbie Washington	G	So.	5-7	Norman, Okla. (Norman HS)
11	Kayla Cooper	G	Fr.	5-9	Plano, Texas (Plano)
13	Jordan Moser	F	Sr.	6-1	Norman, Okla. (Loyola Chicago)
20	Aubrey Joens	G	Jr.	5-9	Iowa City, Iowa (Iowa State)
22	Ana Llanusa	G	R-Sr.	6-0	Choctaw, Okla. (Choctaw HS)
23	Kaley Perkins	G	So.	6-0	Houston, Texas (Langham Creek HS)
24	Skylar Vann	F	Jr.	6-0	Edmond, Okla. (Deer Creek HS)
25	Madi Williams	F	R-Sr.	6-0	Fort Worth, Texas (Trinity Valley School)
30	Taylor Robertson	G	R-Sr.	6-0	McPherson, Kan. (McPherson HS)
33	Emma Svoboda	C	So.	6-3	La Quinta, Calif. (La Quinta HS)
34	Liz Scott	F	Sr.	6-2	Houston, Texas (Klein Oak HS)

STAFF

Head Coach: Jennie Baranczyk (Iowa '04)
Associate Head Coach: Amy Wright (Arkansas '02)
Assistant Coach: Michael Neal (Oklahoma '07)
Assistant Coach: Chantel Osahor (Washington '17)

PRONUNCIATION GUIDE

Ana **LLANUSA** - yuh-NEW-suh
 Nevaeh **TOT** - nu-VAY-uh
 Emma **SVOBODA** -svuh-BO-duh
 Beatrice **CULLITON** - CULL-uh-ten
 Jennie **BARANCZYK** - bah-RAHN-check
 Chantel **OSAHOR** - O-suh-hor

STARTERS RETURNING (5)	NO.	HT.	CL.	POS.	GP-GS	PPG	RPG	APG	MPG
Nevaeh Tot	1	5-3	Jr.	G	33-18	6.3	3.0	3.3	26.2
Ana Llanusa	22	6-0	R-Sr.	G	10-10	17.3	4.1	2.3	28.8
Taylor Robertson	30	6-0	R-Sr.	G	34-34	17.2	4.7	3.1	34.4
Madi Williams	25	6-0	R-Sr.	F	33-33	18.0	7.6	2.6	29.0
Liz Scott	34	6-2	Jr.	F	33-24	6.6	4.5	0.8	15.1

OTHERS RETURNING (6)	NO.	HT.	CL.	POS.	GP-GS	PPG	RPG	APG	MPG
Kennady Tucker	4	5-10	Sr.	G	34-24	5.0	2.6	2.2	24.0
Kelbie Washington	10	5-7	So.	G	31-16	6.7	2.2	3.7	20.6
Jordan Moser	13	6-1	Sr.	F	6-0	0.0	0.0	0.0	1.5
Kaley Perkins	23	6-0	So.	G	26-0	2.6	1.0	0.4	8.2
Skylar Vann	24	6-0	Jr.	F	33-1	11.8	5.8	1.5	21.0
Emma Svoboda	33	6-3	So.	C	23-0	2.3	1.9	0.3	8.0

PLAYERS NOT RETURNING (3)	NO.	HT.	CL.*	POS.	GP-GS	PPG	RPG	APG	MPG
Gabby Gregory	12	5-11	Jr.	G	18-0	2.6	1.3	0.3	8.9
Bre'yon White	14	5-11	Fr.	F	10-0	1.1	0.6	0.1	3.2
Nydia Lampkin	21	6-3	Sr.	F	28-10	3.1	2.8	1.0	13.2

*Class in 2021-22

INCOMING TRANSFER (1)	NO.	HT.	CL.	POS.	GP-GS	PPG	RPG	APG	MPG
Aubrey Joens (Iowa State)	20	5-9	Jr.	G	34-15	6.2	4.7	0.4	21.3

NEWCOMERS (4)	NO.	HT.	POS.	NOTES
Kayla Cooper	11	5-9	G	Top-10 prospect in Texas per Texas Hoops Report
Beatrice Culliton	0	6-3	C	4-star recruit per ESPN; No. 96 prospect in nation
Kiersten Johnson	5	6-4	F	4-star prospect per ASGR; No. 61 recruit in nation
Reyna Scott	2	5-10	G	2019 Adidas All-American; SLAAM Top 20

BY CLASS

- 6th Year Senior (1):** Ana Llanusa
- Redshirt Seniors (2):** Taylor Robertson, Madi Williams
- Seniors (3):** Jordan Moser, Liz Scott, Kennady Tucker
- Juniors (3):** Aubrey Joens, Nevaeh Tot, Skylar Vann
- Sophomores (3):** Kaley Perkins, Emma Svoboda, Kelbie Washington
- Freshmen (4):** Kayla Cooper, Beatrice Culliton, Kiersten Johnson, Reyna Scott

BY STATE

- Arkansas:** Kennady Tucker (Little Rock)
- California:** Emma Svoboda (La Quinta)
- Iowa:** Aubrey Joens (Iowa City)
- Kansas:** Beatrice Culliton (Overland Park), Taylor Robertson (McPherson)
- New York:** Reyna Scott (New York City)
- Oklahoma:** Ana Llanusa (Choctaw), Skylar Vann (Edmond), Jordan Moser (Norman), Kelbie Washington (Norman)
- Texas:** Liz Scott (Tomball), Madi Williams (Fort Worth), Nevaeh Tot (McKinney), Kaley Perkins (Houston), Kiersten Johnson (Duncanville), Kayla Cooper (Plano)

THE SOONERS



LIZ SCOTT

NEVAEHTOT


TEAM INFORMATION



25 MADI WILLIAMS

RS-SENIOR • FORWARD • 5-11

FORT WORTH, TEXAS (TRINITY VALLEY)



CAREER HONORS

- ▶ 2022 WBCA All-America Honorable Mention
- ▶ 2022 Big 12 All-Tournament Team
- ▶ 2022 Unanimous First Team All-Big 12 First Team
- ▶ 2022 Cheryl Miller Award Finalist
- ▶ 2021 Unanimous First Team All-Big 12 Selection
- ▶ Big 12 Player of the Week (three times)
- ▶ Three-time preseason All-Big 12

SENIOR (2021-22)

WBCA All-America Honorable Mention ... Unanimous All-Big 12 First Team selection ... Cheryl Miller Award Finalist ... In 33 games (all starts), averaged team-highs 18.0 points and 7.6 rebounds, as well as 2.6 assists and 1.4 steals ... Joined Courtney Paris as the only other Sooner to lead team in rebounds in four straight seasons ... Became the 12th Sooner to hit 1,500 career points in win over Kansas (Jan. 8) ... Became fourth Sooner all-time to hit 1,800 points and 800 rebounds in career ... Scored in double figures in all but two contests on the year, reaching 20 points 13 times ... Tallied double-digit rebounds nine times en route to a team-high nine double-doubles ... Led the Sooners in points 14 times, rebounds in 18 games and in assists on eight occasions ... Joined UConn's Maya Moore and Breanna Stewart as the only player to post 18.0 PPG, 7.5 RPG and 2.5 APG in less than 30 MPG in a season ... Ranked fourth in the Big 12 in scoring (18.0), field goals made (222) and field goal percentage (46.9%) ... Eighth in conference in rebounds per game (7.6) ... Posted back-to-back double-doubles at Battle 4 Atlantis, tallying 19 points and 12 rebounds vs. Buffalo (Nov. 21) and 22 points with 11 rebounds vs. Minnesota (Nov. 22) ... Registered 13 points and 11 rebounds in 31-point win over Mississippi State (Dec. 4) ... Scored 25 points with season-high 14 rebounds in win over No. 16 BYU (Dec. 10) ... Became first Sooner to post three consecutive double-doubles (MSST, EMU, BYU) since she accomplished the feat in 2018-19 ... Netted 20 points and 11 rebounds at Kansas (Jan. 8) to help OU erase a 16-point deficit and win ... Finished with 21 points and 11 rebounds on 9-of-11 shooting vs. TCU (Jan. 15) ... Recorded 23 points (8-of-15) and nine rebounds in upset win over No. 9 Texas (Jan. 29) ... Tallied 20 points, eight rebounds and five assists to help OU upset No. 9 Baylor (Feb. 2) ... Posted 19 points, 11 rebounds and season-high seven assists in final double-double of the year vs. Kansas (March 11) ... Scored season-high 33 points (13-of-23) vs. No. 4 Baylor (March 12) in Big 12 semifinal to earn Big 12 All-Tournament Team honors.

JUNIOR (2020-21)

Unanimous First Team All-Big 12 Selection ... Averaged 20.3 PPG and 5.1 RPG ... Ranked third in the Big 12 in scoring average and 30th nationally ... Set the OU single-game scoring record when she dropped 45 points on 17-of-30 shooting against West Virginia on Jan. 3 ... At the time, her 45 points were the most scored in a single game during the 2020-21 season ... Scored in double figures in 23 of 24 games with nine performances with 20 points or more ... Six games with 25 points or more ... Against West Virginia (Jan. 3), hit a career-high 45 points on 17-of-30 shooting from the floor, 3-of-7 shooting from deep and 8-of-9 from the charity stripe for a .567 clip ... Accounted for 62.5% of Oklahoma's scoring on that contest ... Named Big 12 Player of the Week for Jan. 4 after her record-breaking performance against WVU ... 29 points and nine rebounds at Oklahoma State (Feb. 3) ... 27 points on 13-of-21 shooting (.619) and 13 rebounds against Iowa State (Feb. 9) for her 14th career double-double ... 21 points and eight rebounds at West Virginia (Feb. 13) ... Named Big 12 Player of the Week for Feb. 15 after averaging a double-double of 24.0 points and 10.5 rebounds per game in the Sooners' wins over Iowa State and West Virginia.

SOPHOMORE (2019-20)

In 30 games (26 starts), averaged 16.1 points, team-high 7.3 rebounds and 1.9 assists ... Ranked seventh in the Big 12 in scoring and fifth in field goal percentage ... Scored in double figures in 27 of 30 games in 2019-20, including the last 18 straight ... Seven performances of 20 points or more ... Hit 10 or more field goals in three contests ... Led OU in rebounds in 15 contests ... Registered six double-doubles across the season ... Had back-to-back doubles to open the season against Prairie View A&M (14 pts/10 reb) on Nov. 4 and UAB (24 pts/13 reb) on Nov. 10 ... Shot .900 (9-of-10) from the charity stripe against UAB ... Matched her career high in rebounds with 16 against Stephen F. Austin (Nov. 26), also good for the most by a Sooner this season ... Hit the go-ahead layup with 0:03 seconds remaining to lift the Sooners over Oklahoma State in Stillwater (Jan. 8) ... Saw 43 minutes in OU's overtime win at Kansas and scored a career-high 26 points (Feb. 2) ... Sank a career-best 11 field goals at Texas (Feb. 29), also the most by an OU player in 2019-20 ... 24 points and 10 rebounds against Texas Tech in the final game of the season (March 7).

» WILLIAMS' CAREER STATS

Year	G-GS	MP-Avg.	FG-A	Pct.	3G-A	Pct.	FT-A	Pct.	Off-Def-Tot	Avg.	PF	A	TO	B	S	TP	Avg.
18-19	30-29	881-29.4	137-329	.416	2-20	.100	73-121	.603	89-152-241	8.0 106-6	55	92	16	38	349	11.6	
19-20	30-26	976-32.5	192-408	.471	18-51	.353	82-117	.701	68-150-218	7.3 95-3	56	119	9	42	484	16.1	
20-21	21-20	718-34.2	172-349	.493	10-35	.286	66-96	.688	17-91-108	5.1 59-4	67	81	13	43	420	20.0	
21-22	33-33	958-29.0	222-473	.469	41-132	.311	109-151	.722	42-208-250	7.6 84-2	86	128	7	45	594	18.0	
CAREER	114-108	3532-31.0	723-1559	.464	71-238	.298	330-485	.680	216-601-817	7.2 341-15	264	420	45	168	1847	16.2	

FRESHMAN (2018-19)

Averaged 11.6 points per game and led the team with 8.0 rebounds per contest ... Started 29 of 30 games ... Led all Big 12 freshmen and ranked seventh in the league with seven double-doubles ... Had 10 games with at least 10-plus rebounds ... Posted a .416 clip from the field ... Ranks fourth on OU's freshman record's list in rebounds per game (8.0) and is tied for fifth in total rebounds (241) ... Had 38 steals and chipped in 55 assists ... Picked up a double-double in her collegiate debut, finishing with 15 points and 15 rebounds against Western Kentucky (Nov. 9) ... Logged 15 rebounds against Northwestern State (Nov. 15) ... Was the first Sooner freshman since Courtney Paris (2005-06) to record 15 rebounds in back-to-back games ... Finished with season-high 22 points and eight rebounds versus UAB (Nov. 22) in the Junkanoo Jam ... Earned double-double with 12 points and 11 rebounds against UConn (Dec. 19) ... Had 10 points and season-high 16 rebounds at SMU (Dec. 22) ... Logged 18 points, 11 rebounds and three assists in OU's victory over Kansas (Feb. 13) ... Had 11 points and 11 rebounds against in a Bedlam victory over Oklahoma State (Feb. 25) ... Finished with 19 points and nine rebounds against Texas Tech in the first round of the Big 12 Championship.

PRIOR TO OKLAHOMA

Five-star recruit ranked No. 1 wing and No. 8 overall prospect by Prospect Nation ... Four-star recruit and ranked No. 4 wing and No. 24 overall by ESPN HoopGuriz ... Participated in the McDonald's All-American Game as well as the Jordan Brand Classic ... Led her team in scoring with 13 points on 6-of-11 shooting at the McDonald's All-American Game ... Seventh OU signee to compete in the McDonald's All-American Game ... Second Sooner to play in the Jordan Brand Classic ... 2018 All-USA Texas Girls Basketball Team first-team pick ... Averaged 25.7 points, 7.0 rebounds and 4.0 steals per game at Trinity Valley School ... Scored 20.0 points per game as a sophomore ... Participated in the 2016 USA Basketball U16 World Championship Team trials and the 2017 USA Basketball U17 World Championship Team trials.

PERSONAL

Daughter of Demarcus and Sharla Williams ... Majoring in Social Justice and Cultural Awareness Planned Program ... Is a self-proclaimed "sneaker head" and owns over 20 pairs of Jordans.

» WILLIAMS BY THE NUMBERS

Miscellaneous	2021-22	Career
10-Plus Points	31	98
20-Plus Points	13	30
10-Plus Rebounds	9	27
Double-Doubles	9	23
Leads Team in Points	14	33
Leads Team in Rebounds	18	54
Leads Team in Assists	8	18

» WILLIAMS' 2021-22 SEASON HIGHS

Points	33 vs. Baylor (3/12/22)
Field Goals	10 vs. Iowa State (1/5/22)
3-Point Field Goals	4 vs. Texas Tech (1/2/22); vs. TCU (2/23/22); vs. Baylor (3/12/22)
Free Throws Made	8 vs. Eastern Michigan (12/7/21)
Rebounds	14 vs. BYU (12/10/21)
Assists	7 vs. Baylor (1/12/22); vs. Kansas (3/11/22)
Blocked Shots	3 vs. Iowa State (1/5/22)
Steals	5 vs. West Virginia (1/19/22)
Minutes Played	38 vs. Utah (12/21/22); vs. Kansas (1/8/22)

» CAREER HIGHS

Points	45 vs. West Virginia (1/3/21)
Field Goals	17 vs. West Virginia (1/3/21)
3-Point Field Goals	4 vs. Texas Tech (1/2/22); vs. TCU (2/23/22); vs. Baylor (3/12/22)
Free Throws Made	9 vs. UAB (11/10/19)
Rebounds	16 vs. Auburn (12/2/18); vs. Stephen F. Austin (11/20/19)
Assists	8 vs. West Virginia (2/13/21)
Blocked Shots	3 vs. Western Kentucky (11/9/18); vs. Iowa State (1/5/22)
Steals	6 vs. Oklahoma State (3/12/21)
Minutes Played	43 at Kansas (2/2/20)

THE SOONERS

THE SOONERS



30 TAYLOR ROBERTSON

RS-SENIOR • GUARD • 5-11
McPHERSON, KAN. (McPHERSON)



CAREER HONORS

- Big 12 and Oklahoma Career 3-Point Record Holder
- NCAA Active Leader in Free Throw Percentage
- 2022 AP All-America Honorable Mention
- 2022 Unanimous All-Big 12 First Team
- 2022 Ann Meyers Drysdale Finalist
- 2021 Battle 4 Atlantis All-Tournament Team
- Two-time All-Big 12 preseason selection
- 2022 Academic All-Big 12 First Team
- 2021 All-Big 12 Second Team
- 2021 Ann Meyers Drysdale Semifinalist
- 2021 Academic All-Big 12 First Team
- 2020 All-Big 12 Honorable Mention
- 2020 Ann Meyers Drysdale Semifinalist
- 2019 Big 12 Freshman Team
- Big 12 Player of the Week (four times)
- Big 12 Freshman of the Week (four times)

SENIOR (2021-22)

AP All-America Honorable Mention ... Unanimous All-Big 12 First Team ... Ann Meyers Drysdale Finalist ... Academic All-Big 12 First Team ... Only Sooner to start all 34 games ... Averaged 17.2 points with career-highs in rebounds (4.7) and assists (3.1) en route to a team-high 8.4 win shares ... 17.2 PPG ranked fifth in the Big 12 ... Broke Oklahoma career 3-point record (377) in win over Utah (Dec. 21) ... Broke Big 12 career 3-point record (393) in win over Baylor (Jan. 12) ... Reached 400 3-pointers in win over West Virginia (Jan. 19), reaching 400 faster than any player in women's basketball history (102 games) ... Shot 44.4% from deep, becoming the first player in WBB history to shoot 44% from 3-point range with over eight attempts per game ... Finished season by leading country in 3PM (124) and 3PM/game (3.65) ... Finished seventh nationally in 3P% (44.4) ... Made 92.8% of her free throws, the third-highest percentage in the nation ... Set school record by making 41 3-pointers over a seven game stretch (Nov. 20-Dec. 7) ... Ranked inside the top 40 nationally in FG%, total points, A/TO ratio, FT made and total minutes ... Posted a Big 12-best offensive rating of 134.5 for the season, good for third in NCAA ... Scored 17 points with eight rebounds in season-opening win vs. South Dakota (Nov. 9) ... Finished with season-high 29 points with seven 3-pointers and a career-high eight assists vs. Oregon (Nov. 20) ... Tied OU record with nine 3-pointers in 27-point output the next day vs. Buffalo (Nov. 21) ... Earned All-Tournament Team selection at Battle4Atlantis for performances vs. Oregon and Buffalo ... Tallied 23 points, five rebounds and four

assists in win over BYU (Dec. 10) ... Became first Sooner ever to go 5-of-5 from deep in 15-point output vs. No. 14 Baylor (Jan. 12) ... Posted 17 points and 10 rebounds for first career double-double in win over No. 9 Texas (Jan. 29) ... Played 50 minutes, scoring 26 points on seven made 3-pointers vs. West Virginia (Feb. 5) ... Secured second career double-double with 19 points and career-high 11 rebounds in win over Oklahoma State (March 2) ... Tallied 19 points with seven rebounds in Big 12 Tournament win over Kansas (March 11) ... Scored 22 points in Oklahoma's NCAA Tournament win over IUPUI (March 19) ... Led country with 17 games over four or more 3PM ... Logged 40+ minutes five times.

JUNIOR (2020-21)

Started all 24 games ... Averaged 16.1 PPG for 13th among Big 12 players ... Averaged 3.58 3-pointers per game to lead the league for the second season and rank fourth nationally ... Drained a total of 86 treys (sixth nationally) on a .430 clip (86-of-200) for 18th in the nation ... Nearly perfect from the free throw line, hitting 56-of-57 ... Hit 60 consecutive free throws dating back to February 2020 to set the Big 12 record for consecutive free throws made ... 19 performances with points in double figures including seven with 20 points or more ... Hit the game-winning free throws at Kansas State to lift the Sooners past the Wildcats as she went to the line with 1.3 seconds left in the game ... Season-high eight triples at Iowa State (Jan. 19) to set a Hilton Coliseum record for the most 3-pointers by an opponent in arena history ... Season-high 28 points at TCU on 10-of-16 shooting from the floor and six 3-pointers (Feb. 24) ... Named Big 12 Player of the Week for March 1 after her performances at TCU (Feb. 24) and Texas (Feb. 27), where she averaged 21.0 PPG and shot 52.0% (13-of-25) across the two contests ... Played a total of 918:40 minutes while averaging 38.3 MPG to lead the Big 12 ... Played 16 40-minute games ... Second Team All-Big 12 selection ... Academic All-Big 12 First Team.

SOPHOMORE (2019-20)

Played in and started all 30 games ... Totaled 1,232 minutes (37.73 per game), the most of any Big 12 player ... Drained 131 3-pointers to set a host of records ... Shattered the OU single-season treys record as well as the Big 12 record, which had stood since 2002-2003

... Became the first player in Big 12 history to hit 100 or more 3s in back-to-back seasons ... Scored her 1,000 career point against Texas Tech in the final game of the season (March 7) to become just the third player to reach the milestone in program history after Courtney Paris and Aaryn Ellenberg, OU's top two scorers of all time ... 37th player in program history to reach 1,000 points ... Led the nation in made 3s (131) as well as 3s per game (4.37) for the entire season ... The NCAA's active career leader in 3-point field goal percentage at .443 (236-of-533) and treys per game with a 3.93 average ... As a sophomore was the youngest member of both 10-player active career lists ... Led OU in total points (573) and points per game (19.1) this season ... Was the Sooners' top scorer in 17 contests ... Had 15 games with 20 or more points ... Set a program record for the most consecutive 20-plus point games with eight from Dec. 7 to Jan. 22 ... Finished third in the Big 12 in scoring ... Also led the Sooners and the league from the free throw line, going 112-of-125 (.896) to rank third in OU single-season history ... Logged three performances with 30 or more points to tie for the most by a Big 12 player and the third most in a single season by an OU player ... Scored 30 at Wichita State on a career-high nine 3-pointers and 10-of-17 shooting from the field (Nov. 30) ... 31 points in OU's upset of No. 17 West Virginia (Feb. 5) ... Registered 31 points in OU's comeback win at Kansas, scoring 25 of those in the second half and overtime and going 12-of-12 from the charity stripe (Feb. 2) ... Named Big 12 Player of the Week on Dec. 2 ... Chosen as an All-Big 12 honorable mention ... Top 10 finalist for the Ann Meyers Drysdale Award, given annually to the top shooting guard in women's NCAA Division I basketball ... Earned second team Academic All-Big 12 honors for her work in the classroom.

FRESHMAN (2018-19)

Earned Big 12 All-Freshman Team honors after putting together one of the most prolific offensive campaigns by a Sooner freshman ... Won Big 12 Freshman of the Week four times ... Averaged 14.3 points per game and appeared in 30 contests, making 29 starts ... Made 105 3-pointers, which set an OU freshman record and rank second in program single-season history ... Also led all Division I freshmen and ranked 12th nationally in 3-pointers made ... Finished second in the country with 3.50 3-pointers per game ... Was first among Division I freshmen in 3-point field goal percentage (.476) and finished the year ranked fifth overall ... Led all Big 12 freshmen with an .889 clip at the free throw line ... Finished the season with 429 points, the seventh-most ever by a Sooner freshman ... Set the OU freshman single-game record in her collegiate debut, knocking down eight treys to finish with 24 points against Western Kentucky (Nov. 9) ... Scored 20 points and buried six treys against Northwestern State (Nov. 15) ... Hit seven 3-pointers in back-to-back games at New Mexico (Nov. 28) and at Auburn (Dec. 2) ... Recorded 23 points and finished with six made 3-pointers against UConn (Dec. 19) ... Was 6-of-8 from beyond the arc and added 18 points in OU's win at West Virginia (Feb. 23) ... Hit seven treys at Texas Tech and chipped in 21 points at Texas Tech (March 5) ... Had eight 20-point scoring games ... Also led the team in scoring in eight contests ... Set the OU freshman record for minutes per game (33.8) ... Was one of three players in Division I to shoot at least .450 from the field, .450 from beyond the arc and .880 from the free throw line ... Averaged 11.4 points per game and shot .458 from 3-point range in league play.



► Robertson became Oklahoma's all-time 3-point record holder (377) on Dec. 21, 2021, and then became the Big 12 Conference's all-time 3-point scorer (393) on Jan. 12, when she passed every men's or women's player that's ever played in the league by making her 393rd career 3-pointer. She hit her 400th career trey on Jan. 19 becoming the 11th women's college player to ever sink 400 threes, doing so faster (102 GP) than any player in WBB history.

» ROBERTSON'S CAREER STATS

Year	G-GS	MP-Avg.	FG-A	Pct.	3G-A	Pct.	FT-A	Pct.	Off-Def-Tot	Avg.	PF	A	TO	B	S	TP	Avg.
18-19	30-29	1013-33.8	134-290	.462	105-225	.467	56-63	.889	13-85-98	3.3	56	39	43	2	30	429	14.3
19-20	30-30	1132-37.7	165-374	.441	131-308	.425	112-125	.896	11-81-92	3.1	50	57	35	5	27	573	19.1
20-21	24-24	919-38.3	122-257	.475	86-200	.430	56-57	.982	6-66-72	3.0	57	27	36	6	21	386	16.1
21-22	34-34	1169-34.4	172-353	.487	124-279	.444	116-125	.928	13-147-160	4.7	38	104	58	13	37	584	17.2
TOTAL	118-117	4233-35.9	593-1274	.465	446-1012	.441	340-370	.919	43-379-422	3.6	201	227	172	26	115	1972	16.7

THE SOONERS

THE SOONERS

PRIOR TO OKLAHOMA

Ranked No. 90 nationally by Prospect Nation ... Led McPherson (Kan.) High School to the 2018 Class 4A state championship ... Averaged 23.9 points, 4.7 rebounds and 2.8 assists per game as a senior, while shooting .477 from 3-point range and .905 at the free throw line ... Named 2018 Miss Kansas Basketball ... Set the school record for points scored with 1,912 points ... Scored 21 points in the state championship game to help McPherson to its first state title since 2012 ... As a junior, broke McPherson's program record for points per game (24.3), points scored (582), field goal percentage (.619) and free throw percentage (.915) ... Made 322 3-pointers during her prep career ... 2018 Wichita Eagle All-State First Team ... 2017 Kansas Gatorade Player of the Year ... 2018 All-USA Kansas Girls Basketball Team first-team pick.

PERSONAL

Daughter of Terri Robertson ... 2022 graduate of the University of Oklahoma ... Pursuing Master's in Women's Health and Wellness Planned Program ... Wants to coach whenever playing career ends ... Expert in NBA trivia.



» Robertson is the first player in NCAA history to post three seasons of 100+ 3-pointers.

» ROBERTSON BY THE NUMBERS

Miscellaneous	2021-22	Career
10-Plus Points	28	98
20-Plus Points	9	41
10-Plus Rebounds	2	2
Double-Doubles	2	2
Leads Team in Points	12	44
Leads Team in Rebounds	5	5
Leads Team in Assists	9	14

» ROBERTSON'S 2021-22 SEASON HIGHS

Points	29 vs. Oregon (11/20/21)
Field Goals	9 vs. Buffalo (11/21/21)
3-Point Field Goals	9 vs. Buffalo (11/21/21)
Free Throws Made	8 vs. IUPUI (3/19/22); vs. Oklahoma State (3/2/22)
Rebounds	11 vs. Oklahoma State (3/2/22)
Assists	8 vs. Oregon (11/20/21)
Blocked Shots	2 vs. IUPUI (3/19/22); vs. Texas Tech (1/2/22); vs. Wichita State (12/29/21)
Steals	4 vs. BYU (12/10/21)
Minutes Played	50 vs. West Virginia (2/5/22)

» CAREER HIGHS

Points	31 vs. Kansas (2/2/20); vs. West Virginia (1/15/20)
Field Goals	10 (four times)
3-Point Field Goals	9 vs. Buffalo (11/21/21); vs. Wichita State (11/30/19)
Free Throws Made	12 vs. Kansas (2/2/20)
Rebounds	11 vs. Oklahoma State (3/2/22)
Assists	8 vs. Oregon (11/20/21)
Blocked Shots	2 (four times)
Steals	5 vs. Texas (1/9/19)
Minutes Played	50 vs. West Virginia (2/5/22)

22 ANA LLANUSA

RS-SENIOR • GUARD • 5-11
CHOCTAW, OKLA. (CHOCTAW)



CAREER HONORS

- ▶ 2019 Second Team All-Big 12
- ▶ Two-time preseason All-Big 12 honoree
- ▶ 2018 All-Big 12 Honorable Mention
- ▶ 2018 Big 12 All-Freshman Team
- ▶ Big 12 Player of the Week (one time)
- ▶ Big 12 Freshman of the Week (twice)
- ▶ USBWA National Freshman of the Week (Feb. 6, 2018)

REDSHIRT SENIOR (2021-22)

Earned first-team Academic All-Big 12 honors ... In 10 games (all starts), averaged 17.3 points, 4.1 rebounds and 2.3 assists ... Suffered season-ending injury vs. BYU (Dec. 10) ... Scored 15+ points in every full game played ... Notched best game of season at SMU (Nov. 30), tallying a season-high in points (25), rebounds (8) and assists (6) ... Led the Sooners in scoring three times and in rebounds once ... Led team with 18 steals in the first 10 games of the season ... Scored 19 points with four rebounds and two assists in season-opening win at South Dakota (11/9) ... Tallied season-highs with 25 points and eight rebounds in win at SMU (11/30) ... Followed win at SMU with 21-point outing vs. Mississippi State (12/4) to earn Big 12 Player of the Week honors (12/6).

SENIOR (2020-21)

Missed the 2020-21 season due to injury ... Preseason All-Big 12 honoree.

JUNIOR (2019-20)

Played in 23 games with 20 starts ... Averaged 15.4 points per game to rank third on the team and 10th in the Big 12 ... Scored in double figures in 18 games ... Led the team in scoring in eight contests ... Seven 20+ point performances ... Three games with 25+, including a 30-point effort against Missouri State on 11-of-18 shooting (Nov. 14) ... Led all Big 12 players in steals per game with an average 2.26 ... Four games with four or more assists ... Tallied a single-game conference-high eight steals against UAB (Nov. 10) ... Stuffed the stat sheet against the Blazers with 25 points, eight steals and a season-high eight rebounds ... Season-high seven assists against Abilene Christian (Nov. 26) ... Scored her 1,000th career point against West Virginia (Feb. 5) to become the 36th 1,000-points scorer in program history and the 17th OU player to reach 1,000 points in three seasons or fewer ... Recorded a career-high two blocks at TCU (March 4).

SOPHOMORE (2018-19)

All-Big 12 Second Team selection ... Started 17 games and appeared in 20 contests ... Finished the season averaging 18.3 points per game, shooting .382 from the field and .341 from the 3-point line ... Ranked third in the league with 19.1 points per game during Big 12 play ... Set OU record with six straight games with 20-plus points (Feb. 10-25) ... Had three contests with 30-plus points, tied for the most by a Sooner in a single season ... Scored 20-plus points in nine contests ... Had 15 double-digit scoring games ... Started season opener against Western Kentucky (Nov. 9), but missed next 10 games due to foot surgery ... Led the team in scoring nine times after her return from injury ... Scored season-high 35 points at Iowa State (Jan. 19), setting career highs with 15 free throws made and knocking 8-of-18 attempts from the field along with four 3-pointers ... Had 33 points on 10-of-20 shooting and hit five triples against Kansas State (Feb. 10) ... Recorded 31 points at Baylor (Feb. 16), tied for the most the point scored against the Lady Bears during the season ... Was 10-of-17 and finished with 26 points at West Virginia (Feb. 23) ... Earned first career double-double with 26 points and 14 rebounds in a victory over Oklahoma State (Feb. 25) ... Set career high with 11 made field goals and finished with 26 points at Texas Tech (March 5) ... During Big 12 play, ranked third in the league with 2.5 3-pointers made per game and recorded 1.9 steals per contest ... Also shot .837 from the free throw line against conference foes (ranked fourth in the Big 12) and posted a .354 clip from beyond the arc (10th) ... 18.3 scoring average ranked as the eighth-best mark by a Sooner during the Big 12 era.



» Llanusa enters the 2022-23 campaign 23rd in all-time scoring at Oklahoma, tallying 1,269 points in 83 games played.

» LLANUSA'S CAREER STATS

Year	G-GS	MP-Avg.	FG-A	Pct.	3G-A	Pct.	FT-A	Pct.	Off-Def-Tot	Avg.	PF	A	TO	B	S	TP	Avg.
17-18	30-22	886-29.5	128-344	.372	45-171	.263	76-108	.704	39-82-121	4.0	93	29	62	2	40	377	12.6
18-19	20-17	584-29.2	105-275	.382	47-138	.341	108-132	.818	25-42-67	3.4	67	24	56	1	38	365	18.3
19-20	23-20	602-26.2	126-307	.410	32-113	.283	70-101	.693	43-62-105	4.6	82	46	77	3	52	354	15.4
21-22	10-10	288-28.8	58-146	.397	25-85	.294	32-40	.800	15-26-41	4.1	15	23	30	3	18	173	17.3
TOTAL	83-69	2359-28.4	417-1072	.389	149-507	.294	286-381	.751	122-212-334	4.0	257	122	225	9	148	1269	15.3



FRESHMAN (2017-18)

Big 12 All-Freshman Team and All-Big 12 Honorable Mention ... Played in 30 games, making 22 starts ... Fourth on the team in scoring at 12.6 points per game ... Ranked second in the Big 12 among freshman during the regular season in scoring average ... Third on the team with 45 3-pointers, the sixth-most made by an OU freshman in a one season ... Also averaged 4.0 rebounds and 1.3 steals per game ... Played 29.5 minutes per contest, which ranks sixth on OU's freshman record list ... Registered 22 double-figure scoring games ... Led team in scoring in four games ... Made at least three 3-pointers in seven games ... Won Big 12 Freshman of the Week twice during the season ... Earned USBWA National Freshman of the Week honors on Feb. 6 after 19.0 points and 6.0 rebounds per game in home wins over Kansas State (Jan. 31) and West Virginia (Feb. 3) ... Finished with a season-high 27 points twice ... Hit season-high six 3-pointers and finished 9-of-14 from the field with 27 points against West Virginia (Feb. 3) ... Filled the box score with 27 points and seven rebounds against New Mexico (Dec. 16) ... Recorded season-high nine rebounds and posted 15 points against South Florida (Dec. 9) ... Scored 19 points against Baylor (Jan. 14) ... Became the first OU freshman to play 45 minutes in the Sooners' overtime road victory at West Virginia (Feb. 17) ... Tied OU single-game NCAA Tournament record with 11 free throws made against DePaul (March 16) ... Attempted 16 3-pointers against New Mexico, which set a Lloyd Noble Center record.

PRIOR TO OKLAHOMA

Rated a five-star prospect by ESPN Hoop Guriz (No. 8 guard/No. 32 overall) and Prospect Nation (No. 3 guard/No. 20 overall) ... During her senior season at Choctaw High School, led her team to the Class 6A State Tournament Championship ... Finished career as the all-time leader in points scored in Oklahoma's Class 6A Tournament and ranks 23rd all-time in state history with 2,249 career points ... Was selected as the Oklahoman's 2017 Super 5 and Big All-City Player of the Year after averaging 19.5 points and 6.2 rebounds a game as a senior ... Named the 2017 Jim Thorpe Female Player of the Year by the Oklahoma Basketball Coaches Association ... Was recognized as a WBCA All-America honorable mention selection and the 2017 Oklahoma Gatorade Player of the Year following the conclusion of her prep career ... Averaged 20.6 points, 5.2 rebounds and 3.2 assists per game along with a .510 shooting percentage as a junior ... As a sophomore, averaged 22.6 points per game and 19.8 points a contest as a freshman ... Guided Choctaw to four straight state tournament appearances.

PERSONAL

Name pronounced Aw-nuh YUH-new-sa ... Graduated in 2021 with a degree in Human Relations ... Currently pursuing a Masters in Human Relations.

» LLANUSA BY THE NUMBERS

Miscellaneous	2021-22	Career
10-Plus Points	9	65
20-Plus Points	3	20
10-Plus Rebounds	-	1
Double-Doubles	-	1
Leads Team in Points	3	21
Leads Team in Rebounds	1	4
Leads Team in Assists	1	6

» LLANUSA'S 2021-22 SEASON HIGHS

Points	25 at SMU (11/30/21)
Field Goals	9 at SMU (11/30/21)
3-Point Field Goals	5 at South Dakota (11/09/21)
Free Throws Made	7 vs. Arkansas State (11/12/21)
Rebounds	8 at SMU (11/30/21)
Assists	6 at SMU (11/30/21)
Blocked Shots	1 at SMU (11/30/21); vs. Buffalo (11/21/21); vs. Central Arkansas (11/16/21)
Steals	5 vs. Central Arkansas (11/16/21)
Minutes Played	38 at SMU (11/30/21)

» CAREER HIGHS

Points	35 at Iowa State (1/19/19)
Field Goals	11 at Texas Tech (3/5/19); vs. Oklahoma State (2/11/20); vs. Missouri State (11/14/19)
3-Point Field Goals	6 vs. West Virginia (2/3/18)
Free Throws Made	15 at Iowa State (1/19/19)
Rebounds	18 at Iowa State (1/19/19)
Assists	7 vs. Abilene Christian (11/26/19)
Blocked Shots	2 at TCU (3/4/20)
Steals	8 vs. UAB (11/10/19)
Minutes Played	45 at West Virginia (2/17/18)

24 SKYLAR VANN

JUNIOR • FORWARD • 5-11
EDMOND, OKLA. (DEER CREEK)



CAREER HONORS

- ▶ 2022 Big 12 Sixth Player of the Year
- ▶ Big 12 Player of the Week (one time)

SOPHOMORE (2021-22)

Big 12 6th Player of the Year ... In 33 games (one start), averaged 11.8 points, 5.8 rebounds, 1.5 assists ... Became first Power Five player in nine seasons to post 11.5 PPG, 5.5 RPG and 1.5 APG with fewer than two starts in a season ... Scored in double figures in 20 games, scoring 20+ three times ... Led Sooners in points six times, rebounds five times and assists once ... Posted second career double-double vs. Central Arkansas (11/16) with 12 points and career-high 11 rebounds ... Nearly averaged a double-double at the Women's Battle 4 Atlantis, finishing the week by averaging 10.7 PPG and 8.0 RPG ... Earned only start of the season vs. Wichita State (12/29) and posted a then-career-high 21 points with eight rebounds in a 22-point win ... Was instrumental in OU's win over No. 14 Baylor (1/12), scoring a career-high 22 points and adding career bests in steals (4) and blocks (3), including the game-saving block in the final minute of the game ... Scored 20 points in OU's next contest vs. TCU (1/15) to post back-to-back 20-point games for the first time of her career and earn Big 12 Player of the Week honors ... Finished with 19 points and seven rebounds in Bedlam win over Oklahoma State (March 2) ... Closed season with a near double-double vs. Notre Dame (March 21), tallying 11 points and nine rebounds.

FRESHMAN (2020-21)

Played in 23 of 24 contests and made six starts ... Averaged 8.0 PPG and 4.7 RPG ... Scored in double figures in seven games ... Two performances with double-digit rebounds ... Career-high 10 rebounds against UAPB to go with 14 points for a double-double (Dec. 29) ... Scored a career-best 19 points on 8-of-15 (.533) shooting against Texas Tech (March 1) ... Matched her career-high in boards against Oklahoma State in the Big 12 Championships with 10 (March 12) ... Also added 11 points in that game for a double-double.

PRIOR TO OKLAHOMA

Scored 1,605 points and pulled down 1,062 rebounds in her prep career ... Averaged 18.9 points per game to lead the No. 4 team in the state in scoring, as well as 10.2 rebounds, 3.2 assists, 2.9 steals and 1.7 blocks during her senior season ... Three-time first-team All-Central Oklahoma Athletic Conference selection ... 2019-20 COAC Offensive Player of the Year ... Tabbed to the 2019-20 Oklahoma Girls Basketball Coaches Association's All-State Team for the Large School West Division ... Max Preps second-team all-state honoree

... Honorable mention all-state selection by the Tulsa World in 2017-18 and 2018-19 ... Member of The Oklahoman's All-State Third Team in 2018-19 and an honorable mention pick in 2017-18.

PERSONAL

Daughter of Bryatt and Malinda Vann... Dad, Bryatt, played at Oklahoma under Billy Tubbs in 1992 and 1993.



» Vann became the fourth Sooner, and first since 2016, to be named the Big 12 Conference's Sixth Player of the Year in 2022.

» VANN'S CAREER STATS

Year	G-GS	MP-Avg.	FG-A	3G-A	Pct.	FT-A	Pct.	Off-Def-Tot	Avg.	PF	A	TO	B	S	TP	Avg.	
20-21	23-6	461-20.0	75-156	481	22-69	.319	12-21	.571	46-61-107	4.7	44	8	14	13	16	184	8.0
21-22	33-1	694-21.0	156-347	450	43-125	.344	34-47	.723	76-116-192	5.8	75	50	38	21	49	389	11.8
TOTAL	56-7	1155-20.6	231-503	459	65-194	.334	46-68	.676	122-177-299	5.3	119	58	52	34	65	573	10.8



» Vann was the difference in OU's win over No. 14 Baylor on Jan. 12, 2022, scoring a career-high 22 points while adding seven rebounds, four steals, three assists and three blocks, hitting the go-ahead 3-pointer and swatting two Baylor shots down the stretch. She was named the Big 12 Player of the Week for her effort.

» VANN BY THE NUMBERS

Miscellaneous	2021-22	Career
10-Plus Points	19	27
20-Plus Points	3	3
10-Plus Rebounds	1	3
Double-Doubles	1	3
Leads Team in Points	6	6
Leads Team in Rebounds	5	8
Leads Team in Assists	1	1

» VANN'S 2021-22 SEASON HIGHS

Points	22 vs. Baylor (1/12/22)
Field Goals	9 vs. Wichita State (12/29/21)
3-Point Field Goals	4 vs. Kansas (3/5/22)
Free Throws Made	4 vs. TCU (1/15/22); at South Dakota (11/9/21)
Rebounds	11 vs. Central Arkansas (11/16/21)
Assists	4 vs. Oklahoma State (1/26/22)
Blocked Shots	3 vs. Baylor (1/12/22); vs. Iowa State (1/5/22)
Steals	4 vs. Kansas (3/5/22); vs. Baylor (1/12/22)
Minutes Played	30 vs. Baylor (1/12/22); vs. Wichita State (12/29/21)

» CAREER HIGHS

Points	22 vs. Baylor (1/12/22)
Field Goals	9 vs. Wichita State (12/29/21)
3-Point Field Goals	4 vs. Kansas (3/5/22)
Free Throws Made	4 vs. TCU (1/15/22); at South Dakota (11/9/21)
Rebounds	11 vs. Central Arkansas (11/16/21)
Assists	4 vs. Oklahoma State (1/26/22)
Blocked Shots	3 vs. Baylor (1/12/22); vs. Iowa State (1/5/22); vs. Texas State (12/13/20)
Steals	4 vs. Kansas (3/5/22); vs. Baylor (1/12/22)
Minutes Played	40 vs. Texas State (12/23/20); vs. Oklahoma State (12/15/20)

10 KELBIE WASHINGTON

SOPHOMORE • GUARD • 5-6
NORMAN, OKLA. (NORMAN)



CAREER HONORS

- ▶ 2022 Big 12 All-Freshman Team
- ▶ USBWA Freshman of the Week (1/4/22)
- ▶ Big 12 Freshman of the Week (one time)

FRESHMAN (2021-22)

All-Big 12 Freshman Team selection ... USBWA National Freshman of the Week (Jan. 4) ... Two-time Big 12 Freshman of the Week (Jan. 3 and Jan. 31) ... Played in 31 games and started the first 16 games of the season ... Averaged 6.7 PPG, 2.2 RPG and 3.7 APG ... Led team with 116 assists, fourth-most for a freshman in OU history ... One of five Power Five freshmen to register 115 assists on the year ... Became sixth OU freshman to have 10 assists in a game (vs. SMU, Nov. 30) ... Tallied 11 points, 14 assists, six rebounds and five steals vs. Wichita State (Dec. 29) to become first freshman in at least a decade to post those numbers; 14 assists were a program record for a freshman ... Set OU single-game freshman record by posting a +40 plus/minus in the win over Oklahoma State (Jan. 26) ... Scored in double figures seven times with career-high 17 points vs. West Virginia (Feb. 5) ... Led Sooners in assists a team-high 12 times ... Finished year with 48 steals, second on the team.

PRIOR TO OKLAHOMA

A four-star recruit and No. 66 nationally by ESPN ... No. 10 guard in the 2021 class per ESPN ... Led Norman (Okla.) High School to back-to-back 6A state championships ... Averaged 13.0 points, 4.2 steals, 4.1 assists and 4.0 rebounds per game for her career and tallied 100 rebounds, assists and steals in three straight seasons ... 2021 Oklahoma Coaches Association All-State honoree ... Oklahoma's Super 5 Player of the Year in 2021 ... Three-time First Team All-COAC selection ... 2021 COAC Player of the Year and two-time COAC Defensive Player of the Year ... Coached by current Oklahoma assistant coach Michael Neal in high school.

PERSONAL

Daughter of Robert and Christy Washington.

» WASHINGTON BY THE NUMBERS

Miscellaneous	2021-22	Career
10-Plus Points	7	7
20-Plus Points	0	0
10-Plus Rebounds	0	0
Double-Doubles	1	1
Leads Team in Points	0	0
Leads Team in Rebounds	0	0
Leads Team in Assists	12	12

» WASHINGTON'S CAREER HIGHS

Points	17 vs. West Virginia (2/5/22)
Field Goals	6 vs. Eastern Michigan (12/7/21); vs. West Virginia (2/5/22)
3-Point Field Goals	2 vs. Baylor (1/12/22); vs. Kansas (3/5/22)
Free Throws Made	8 vs. BYU (12/10/21)
Rebounds	6 vs. Wichita State (12/29/21)
Assists	14 vs. Wichita State (12/29/21)
Blocked Shots	1 (5 times)
Steals	5 vs. Wichita State (12/29/21)
Minutes Played	36 vs. Wichita State (12/29/21)

» WASHINGTON'S CAREER STATS

Year	G-GS	MP-Avg.	FG-A	Pct.	3G-A	Pct.	FT-A	Pct.	Off-Def-Tot	Avg.	PF	A	TO	B	S	TP	Avg.
21-22	31-16	640-20.6	65-194	.335	12-58	.207	65-88	.739	9-60-69	2.2	70	116	112	5	48	207	6.7
TOTAL	31-16	640-20.6	65-194	.335	12-58	.207	65-88	.739	9-60-69	2.2	70	116	112	5	48	207	6.7

34 LIZ SCOTT

SENIOR • FORWARD • 6-3
HOUSTON, TEXAS (KLEIN OAK)



CAREER HONORS

► 2021 Academic All-Big 12 Second Team

JUNIOR (2021-22)

In 33 games (24 starts), averaged 6.6 points, 4.5 rebounds and a team-high 0.8 blocks ... Set career highs in nearly every category including total points (218) and rebounds (149) ... Logged second career double-double vs. Wichita State (Dec. 29) by posting 14 points and career-high 12 rebounds ... Poured in 16 points on 6-of-9 shooting in win over TCU (Jan. 15) ... Scored career-high 22 points behind career-best 10 made free throws with six rebounds in Bedlam win over Oklahoma State (Jan. 26) ... Scored game-winning basket to knock off No. 16 Texas (Jan. 29) ... Posted 17 points, including game-winning score, with five rebounds in upset over No. 14 Baylor (Feb. 2) ... Tallied 11 points and eight rebounds in 17 minutes in Big 12 quarterfinal vs. Kansas (March 11) ... Closed season with 11 points, nine rebounds and season-high four blocks in NCAA Second Round vs. Notre Dame (March 21).

SOPHOMORE (2020-21)

Appeared the first seven games of the year, starting five, before suffering a season-ending injury ... Averaged 7.0 PPG and 5.4 RPG ... Shot 56.1% (23-of-41) from the floor ... Dishes seven assists and tallied 12 steals ... Double-double at Kansas with 10 points and a career-high 10 rebounds (Dec. 10) ... Was one steal shy of a stuffed stat sheet against Arkansas-Pine Bluff as she scored eight points, pulled down five boards and had four steals (Dec. 29).

FRESHMAN (2019-20)

Made 15 appearances off the bench ... Averaged 2.6 points per game ... Scored a career-high 11 against Texas (Jan. 28) ... Pulled down eight rebounds against Kansas State (Feb. 16) and dished three assists in that contest ... Logged five points at TCU (March 4).

PRIOR TO OKLAHOMA

2019 Naismith All-America Honorable Mention ... Rated as a five-star recruit by Prospects Nation (No. 2 forward/No. 9 overall) and a four-star recruit by ESPN Hoop Gurlz (No. 15 wing/No. 76 overall) ... Missed senior season at Klein Oak (Texas) High School due to an ACL injury ... Averaged 16.2 points, 9.4 rebounds and 4.2 steals per game as a junior ... Scored over 1,000 career points in three prep seasons.

PERSONAL

Majoring in Psychology ... Daughter of Torris and LaTonya Scott.



► Scott swatted a career-high four blocks in Oklahoma's NCAA Second Round game vs. Notre Dame on March 21, 2022. She scored 11 points and added nine rebounds in the contest.



► Scott hit the game-winning shot to help Oklahoma knock off No. 9 Texas 65-63 in Norman on Jan. 29, 2022. The win was Oklahoma's first win over a top-10 team since 2017. Four days later at No. 9 Baylor, Scott hit her second game-winner of the week to notch OU's first back-to-back top-10 wins in over a decade.

» SCOTT BY THE NUMBERS

Miscellaneous	2021-22	Career
10-Plus Points	6	9
20-Plus Points	1	1
10-Plus Rebounds	1	2
Double-Doubles	2	2
Leads Team in Points	1	1
Leads Team in Rebounds	3	1
Leads Team in Assists	1	1

» SCOTT'S 2021-22 SEASON HIGHS

Points	22 vs. Oklahoma State (1/26/22)
Field Goals	7 at Baylor (2/2/22)
3-Point Field Goals	1 at TCU (2/23/22); vs. Kansas (3/11/22)
Free Throws Made	10 vs. Oklahoma State (1/26/22)
Rebounds	12 vs. Wichita State (12/29/21)
Assists	3 vs. Wichita State (12/29/21); at Texas Tech (1/2/22); vs. Kansas State (2/26/22)
Blocked Shots	4 vs. Notre Dame (3/21/22)
Steals	4 vs. West Virginia (2/5/22)
Minutes Played	25 vs. Wichita State (12/29/21)

» CAREER HIGHS

Points	22 vs. Oklahoma State (1/26/22)
Field Goals	7 at Baylor (2/2/22)
3-Point Field Goals	1 at TCU (2/23/22); vs. Kansas (3/11/22)
Free Throws Made	10 vs. Oklahoma State (1/26/22)
Rebounds	12 vs. Wichita State (12/29/21)
Assists	3 (5 times)
Blocked Shots	4 vs. Notre Dame (3/21/22)
Steals	4 vs. Arkansas-Pine Bluff (12/29/20); vs. West Virginia (2/5/22)
Minutes Played	38 vs. Utah (12/21/22); vs. Kansas (1/8/22)

» SCOTT'S CAREER STATS

Year	G-GS	MP-Avg.	FG-A	Pct.	3G-A	Pct.	FT-A	Pct.	Off-Def-Tot	Avg.	PF	A	TO	B	S	TP	Avg.
19-20	15-0	98-6.5	16-35	.457	0-0	0	7-19	.368	13-10-23	1.5	21	8	6	3	4	39	2.6
20-21	7-5	145-20.7	23-41	.561	0-0	0	3-12	.250	6-32-38	5.4	30	7	13	1	12	49	7.0
21-22	33-24	497-15.1	80-168	.476	2-12	.167	56-82	.683	64-85-149	4.5	117	26	50	27	26	218	6.6
TOTAL	55-29	739-13.4	119-244	.488	2-12	.167	66-113	.584	83-127-210	3.8	168	41	69	31	42	306	5.6



1 NEVAEH TOT

JUNIOR • GUARD • 5-2

McKINNEY, TEXAS (JOHN PAUL II)



CAREER HONORS

- ▶ 2021 Big 12 All-Freshman Team
- ▶ 2022 Academic All-Big 12 Second Team

SOPHOMORE (2021-22)

Academic All-Big 12 Second Team ... Played in 33 games (18 starts), averaging 6.3 points, 3.0 rebounds and 3.3 assists ... Became first Sooner since Morgan Hook (2012-14) to post back-to-back 100+ assists seasons ... 3.3 APG ranked 11th in the Big 12 and 1.50 A/TO ratio was eighth in the league ... Set new career-high in points twice, scoring 16 vs. TCU (Jan. 5) and matching that number vs. Texas Tech (Feb. 16). ... Led Oklahoma in assists in 10 games and in rebounds twice, once while matching her career-high with eight rebounds vs. IUPUI in the NCAA Tournament (March 19) ... Scored in double figures seven times ... One of 20 sophomores nationally that posted 105 assists in 2021-22 and one of four to do so in under 27.0 MPG.

FRESHMAN (2020-21)

All-Big 12 Freshman Team honoree ... Made an immediate impact for the Sooners, playing in all 24 games and starting 21 ... Averaged 6.8 PPG, 3.5 RPG and 4.3 APG ... Also played in 31.5 minutes per contest ... Led the team in total assists with 103 on the year to rank fifth on OU's freshman assists list ... Her 4.3 assists per game to rank fifth among Big 12 players, second among Big 12 freshman and ninth among all freshmen nationally ... Scored in double figures in six contests ... Career-high 14 points at Georgia, her second career game (Dec. 6) ... Stuffed the stat sheet against South Dakota with nine points, six rebounds and seven assists (Dec. 20) ... 11 dimes against UAPB (Dec. 29) tied for the second most by a Big 12 player in a single game and the fifth-most in a Division I women's basketball game in 2020-21 ... Performance against UAPB made her the first Sooner to have a double-double with points and assists since Morgan Hook in 2013 and the 14th player in program history to have a 10 or more assists in a game ... 14 points against Iowa State to match her career high (Feb. 9) ... Stuffed stat sheet against Texas Tech, scoring eight points, grabbing eight boards and dishing six assists (March 1).

PRIOR TO OKLAHOMA

A four-star recruit per Prospects Nation ... Scored over 2,000 points in her high school career ... First team all-district, all-state and all-state tournament as a senior in 19-20 ... Averaged 10.7 points, 7.1 assists, 4.5 rebounds and 3.0 steals in enior season ... Led her teams to two state finals, winning the 6A title while playing at Parish Episcopal in 17-18 ... Tallied 23 points, eight rebounds and eight assists in the 2017-18 state final.

» TOT'S CAREER STATS

Year	G-GS	MP-Avg.	FG-A	Pct.	3G-A	Pct.	FT-A	Pct.	Off-Def-Tot	Avg.	PF	A	TO	B	S	TP	Avg.
20-21	24-21	756-31.5	57-149	.383	15-44	.341	33-46	.717	16-68-84	3.5	47	103	63	1	33	162	6.8
21-22	33-18	864-26.2	73-168	.435	24-71	.338	38-49	.776	13-86-99	3.0	43	108	72	0	47	208	6.3
TOTAL	57-39	1620-28.4	130-317	.410	39-115	.339	71-95	.747	29-154-183	3.2	90	211	135	1	80	370	6.5

PERSONAL

First name pronounced NUH-vay-uh ... Majoring in Film and Media Studies ... Daughter of Orlando Tot and Helen Darling ... Mom, Helen, played at Penn State and earned Big Ten POTY honors in 2000 and led Penn State to the Final Four ... Darling played 10 years in the WNBA with Cleveland, Minnesota, Charlotte and San Antonio.



» Tot became the first OU freshman to total over 100 assists in their first season since Gabbi Ortiz in 2014-15. She then dished out over 100 assists as a sophomore to become the first Sooner in a decade to post back-to-back 100-assist seasons.



» Oklahoma's leading returner in terms of assists, Tot has led the Sooners in assists in 24 of her 57 career games.

» TOT BY THE NUMBERS

Miscellaneous	2021-22	Career
10-Plus Points	7	14
20-Plus Points	0	0
10-Plus Assists	0	1
Double-Doubles	0	1
Leads Team in Points	0	0
Leads Team in Rebounds	2	4
Leads Team in Assists	10	24

» TOT'S 2021-22 SEASON HIGHS

Points	16 vs. TCU (1/15/22); vs. Texas Tech (2/6/22)
Field Goals	7 vs. TCU (1/15/22)
3-Point Field Goals	2 (seven times) MR: vs. Kansas (3/11/22)
Free Throws Made	6 vs. Baylor (1/12/22)
Rebounds	8 vs. IUPUI (3/19/22)
Assists	8 at Kansas (1/8/22); at West Virginia (1/19/22)
Blocked Shots	N/A
Steals	6 vs. Texas (1/29/22)
Minutes Played	35 at Kansas State (1/23/22)

» CAREER HIGHS

Points	16 vs. TCU (1/15/22); vs. Texas Tech (2/6/22)
Field Goals	7 vs. TCU (1/15/22)
3-Point Field Goals	3 vs. Iowa State (2/9/21)
Free Throws Made	6 vs. Baylor (1/12/22)
Rebounds	8 vs. Texas Tech (3/1/21); vs. IUPUI (3/19/22)
Assists	11 vs. Arkansas-Pine Bluff (12/29/20)
Blocked Shots	1 at TCU (2/24/21)
Steals	6 vs. Texas (1/29/22)
Minutes Played	40 (four times) MR: vs. Kansas (1/27/21)

THE SOONERS

THE SOONERS

4 KENNADY TUCKER

SENIOR • GUARD • 5-10
LITTLE ROCK, ARK. (NORTH CAROLINA)



JUNIOR (2021-22)

Played in 34 games, started final 24 games for the Sooners ... Averaged 5.0 PPG, 2.6 RPG and 2.2 APG ... Scored in double figures three times, including a career-high 12 points vs. Wichita State on Dec. 29 ... Grabbed a career-best seven rebounds three times ... Dished out career-high six assists vs. Iowa State on Jan. 5 ... Corralled three steals in four different games and was one of five Sooners with 40+ steals on the season.

SOPHOMORE at UNC (2020-21)

Played in seven games off the bench ... Announced intention to transfer during season.

FRESHMAN at UNC (2019-20)

Came off the bench to play in all 30 games ... Averaged 1.6 points and 1.3 rebounds in 13.9 minutes per game ... Scoring high is seven points, which she hit on two occasions, including the ACC opener against Pitt ... Career-high with five rebounds on three occasions ... Had a career-high five assists with one turnover in 12 minutes against Clemson

PRIOR TO OKLAHOMA

Spent two seasons at North Carolina ... Ranked the No. 25 overall player in the 2019 class by All Star Girls Report ... Listed as No. 45 overall and the seventh best guard in the class by Prospect Nation ... Named a four-star recruit with an overall grade of 95 (out of 100) by ESPN ... Played both point and shooting guard for the Lady Charging Cats at North Little Rock HS ... Compiled 1,120 points, 423 rebounds, 267 assists and 188 steals in four seasons ... Named to All-State team twice and All-Conference selection all four years ... Was a junior on the 2018 Class 7A state championship team and a sophomore on the team that finished as state runner-up in 2017 ... Averaged career highs in points (12.6), rebounds (4.3), assists (2.8) and steals (2.9) as a senior.

PERSONAL

Parents are Sed and Catina Tucker ... Majoring in sociology.



» Tucker secured the game-winning steal in a double-overtime win over West Virginia on Feb. 5, 2022, as the Sooners celebrated their annual Play4Kay Pink Game. Oklahoma won the contest 101-99.

» TUCKER BY THE NUMBERS

Miscellaneous	2021-22	Career
10-Plus Points	3	3
20-Plus Points	0	0
10-Plus Rebounds	0	0
Double-Doubles	0	0
Leads Team in Points	0	0
Leads Team in Rebounds	0	0
Leads Team in Assists	4	4

» TUCKER'S 2021-22 SEASON HIGHS

Points	12 vs. Wichita State (12/29/21)
Field Goals	4 (four times); MR: at Oklahoma State (3/2/22)
3-Point Field Goals	3 at Oklahoma State (3/2/22)
Free Throws Made	6 at West Virginia (1/29/22)
Rebounds	7 vs. BYU (12/10/21); vs. West Virginia (2/5/22); vs. Kansas (3/11/22)
Assists	6 vs. Iowa State (1/5/22)
Blocked Shots	3 vs. West Virginia (2/5/22); at Oklahoma State (3/2/22); vs. IUPUI (3/19/22)
Steals	3 (four times); MR: vs. IUPUI (3/19/22)
Minutes Played	41 vs. West Virginia (2/5/22)

» CAREER HIGHS

Points	12 vs. Wichita State (12/29/21)
Field Goals	4 (four times); MR: at Oklahoma State (3/2/22)
3-Point Field Goals	3 at Oklahoma State (3/2/22)
Free Throws Made	6 at West Virginia (1/29/22)
Rebounds	7 vs. BYU (12/10/21); vs. West Virginia (2/5/22); vs. Kansas (3/11/22)
Assists	6 vs. Iowa State (1/5/22)
Blocked Shots	1 (five times); MR: vs. IUPUI (3/19/22)
Steals	3 (four times); MR: vs. IUPUI (3/19/22)
Minutes Played	41 vs. West Virginia (2/5/22)



» TUCKER'S CAREER STATS

Year	G-GS	MP-Avg.	FG-A	Pct.	3G-A	Pct.	FT-A	Pct.	Off-Def-Tot	Avg.	PF	A	TO	B	S	TP	Avg.
19-20	30-0	419-14.0	13-65	.200	4-22	.182	18-28	.643	17-23-40	1.3	55	23	28	2	20	48	1.6
20-21	7-0	65-9.3	5-12	.417	0-1	.000	0-0	.000	7-1-8	1.1	7	11	4	0	0	10	1.4
21-22	34-24	815-24.0	56-149	.376	18-63	.286	41-65	.631	49-40-89	2.6	80	75	68	3	40	171	5.0
at OU	34-24	815-24.0	56-149	.376	18-63	.286	41-65	.631	49-40-89	2.6	80	75	68	3	40	171	5.0
TOTAL	71-24	1299-18.3	74-226	.327	22-86	0.256	59-93	.634	73-64-137	1.9	142	109	100	5	60	229	3.2



23 KALEY PERKINS

SOPHOMORE • GUARD • 6-0
HOUSTON, TEXAS (LANGHAM CREEK)



FRESHMAN (2021-22)

In 26 games off the bench, averaged 2.6 points, 1.0 rebounds and played 8.2 minutes per game ... Made collegiate debut vs. Arkansas State (Nov. 12), playing three minutes ... First collegiate points in win over Central Arkansas (Nov. 16) when she finished with five points, including one 3-pointer ... Played season-high 26 minutes vs. Wichita State (Dec. 29) where she notched season-bests in rebounds (5) and assists (3) while scoring six points ... Scored season-high nine points, 3-of-3 from 3-point, in win over TCU (Jan. 15) ... Shot 48% from deep in Big 12 games (27 attempts), averaging 9.4 minutes per game in such contests.

PRIOR TO OKLAHOMA

TGCA All-State and All-Region selection for Langham Creek (Texas) High school ... Averaged 18.7 points, 5.4 rebounds, 2.9 assists and 2.9 steals per game as a senior ... First Team ALL-VYPE honoree in final prep season ... Shot 44 percent from the 3-point line as a senior and was a 41 percent shooter over four years.

PERSONAL

Daughter of Tony and Brigette Perkins ... Majoring in biology ... Avid Miami Heat fan.

» PERKINS BY THE NUMBERS

Miscellaneous	2021-22	Career
10-Plus Points	0	0
20-Plus Points	0	0
10-Plus Rebounds	0	0
Double-Doubles	0	0
Leads Team in Points	0	0
Leads Team in Rebounds	0	0
Leads Team in Assists	0	0

» PERKINS' CAREER HIGHS

Points	9 vs. TCU (1/15/22)
Field Goals	3 vs. TCU (1/15/22); vs. Oklahoma State (1/26/22)
3-Point Field Goals	3 vs. TCU (1/15/22)
Free Throws Made	2 vs. Central Arkansas (11/16/21)
Rebounds	5 vs. Wichita State (12/29/21)
Assists	3 vs. Wichita State (12/29/21)
Blocked Shots	2 at Iowa State (2/19/22)
Steals	1 vs. Wichita State (12/29/21); vs. Texas Tech (2/16/22); vs. Notre Dame (3/21/22)
Minutes Played	26 vs. Wichita State (12/29/21)

» PERKINS' CAREER STATS

Year	G-GS	MP-Avg.	FG-A	Pct.	3G-A	Pct.	FT-A	Pct.	Off-Def-Tot	Avg.	PF	A	TO	B	S	TP	Avg.
21-22	26-0	213-8.2	23-54	.426	18-42	.429	3-3	1.000	4-21-25	1.0	21	11	5	5	3	67	2.6
TOTAL	26-0	213-8.2	23-54	.426	18-42	.429	3-3	1.000	4-21-25	1.0	21	11	5	5	3	67	2.6

33 EMMA SVOBODA

SOPHOMORE • CENTER • 6-3
LA QUINTA, CALIF. (LA QUINTA)



FRESHMAN (2021-22)

In 23 games off the bench, averaged 2.3 points and 1.9 rebounds ... Made college debut at South Dakota (Nov. 9), scoring six points and corraling two rebounds in 15 minutes ... Had career-night vs. Arkansas State (Nov. 12), posting career-highs in points (14), rebounds (9) and minutes (20) ... Led Sooners with seven rebounds at Kansas State (Jan. 23) ... Finished season with 11 blocks.

PRIOR TO OKLAHOMA

Led La Quinta (Calif.) High School to the Desert Empire League (DEL) title and to the CIF-SS semifinals as a senior ... Averaged 23.6 points, 16.9 rebounds, 3.4 assists and 3.4 steals per game in final prep season ... Two-time DEL MVP (2019 and 2021) ... Back-to-back First Team All-CIF selection.

PERSONAL

Pronounced SVUH-bo-duh ... Daughter of Jan and Karen Svoboda ... Majoring in health and exercise science ... World's biggest fan of the Marvel universe.

» SVOBODA BY THE NUMBERS

Miscellaneous	2021-22	Career
10-Plus Points	0	0
20-Plus Points	0	0
10-Plus Rebounds	0	0
Double-Doubles	0	0
Leads Team in Points	0	0
Leads Team in Rebounds	2	2
Leads Team in Assists	0	0

» SVOBODA'S CAREER HIGHS

Points	14 vs. Arkansas State (11/12/21)
Field Goals	6 vs. Arkansas State (11/12/21)
3-Point Field Goals	N/A
Free Throws Made	4 vs. Central Arkansas (11/16/21)
Rebounds	9 vs. Arkansas State (11/12/21)
Assists	2 at Kansas State (1/23/22)
Blocked Shots	3 vs. Arkansas State (11/12/21)
Steals	1 (four times); MR: vs. TCU (2/23/22)
Minutes Played	20 vs. Arkansas State (11/12/21)

» SVOBODA'S CAREER STATS

Year	G-GS	MP-Avg.	FG-A	Pct.	3G-A	Pct.	FT-A	Pct.	Off-Def-Tot	Avg.	PF	A	TO	B	S	TP	Avg.
21-22	23-0	183-8.0	22-42	.524	0-0	.000	9-18	.500	9-34-43	1.9	30	8	14	11	4	53	2.3
TOTAL	23-0	183-8.0	22-42	.524	0-0	.000	9-18	.500	9-34-43	1.9	30	8	14	11	4	53	2.3



13 JORDAN MOSER

SENIOR • FORWARD • 6-1
NORMAN, OKLA. (LOYOLA CHICAGO)



JUNIOR (2021-22)

Played in six games, including two conference games ... Tallied a season-high two minutes vs. Eastern Michigan (Dec. 7) and vs. Wichita State (Dec. 29).

SOPHOMORE at LOYOLA (2020-21)

Appeared in four games ... Collected a rebound in wins over Chicago State (Nov. 28), Evansville (Feb. 13), and Abilene Christian (March 21) ... Played a career-best eight minutes against the Purple Aces.

FRESHMAN at LOYOLA (2019-20)

Made lone appearance of her freshman year in road win at Detroit Mercy (Nov. 5).

HIGH SCHOOL

Spent two years at Loyola-Chicago ... Attended Loyola Academy for high school in suburban Wilmette, Ill. ... Two-year varsity player ... Helped lead Ramblers to a berth in the Sectional Semifinals during her senior season.

PERSONAL

Daughter of Porter and Megan Moser ... Dad, Porter, is the head men's basketball coach at Oklahoma ... Brother, Jake, plays on the Oklahoma men's basketball team ... Majoring in Sport Business.

» MOSER BY THE NUMBERS

Miscellaneous	2021-22	Career
10-Plus Points	0	0
20-Plus Points	0	0
10-Plus Rebounds	0	0
Double-Doubles	0	0
Leads Team in Points	0	0
Leads Team in Rebounds	0	0
Leads Team in Assists	0	0

» MOSER'S CAREER HIGHS

Points	N/A
Field Goals	N/A
3-Point Field Goals	N/A
Free Throws Made	N/A
Rebounds	1 at Chicago State (11/28/20); at Evansville (2/13/21); vs. Abilene Christian (3/21/21)
Assists	N/A
Blocked Shots	N/A
Steals	N/A
Minutes Played	9 at Evansville (2/13/21)

» MOSER'S CAREER STATS

Year	G-GS	MP-Avg.	FG-A	Pct.	3G-A	Pct.	FT-A	Pct.	Off-Def-Tot	Avg.	PF	A	TO	B	S	TP	Avg.
19-20	1-0	2-1.8	0-1	.000	0-0	.000	0-0	.000	0-0-0	0.0	0	0	0	0	0	0	0
20-21	4-0	14-3.5	0-4	.000	0-3	.000	0-0	.000	0-3-3	0.8	1	0	1	0	0	0	0
21-22	6-0	9-1.5	0-2	.000	0-1	.000	0-0	.000	0-0-0	0.0	1	0	0	0	0	0	0
at OU	6-0	9-1.5	0-2	.000	0-1	.000	0-0	.000	0-0-0	0.0	1	0	0	0	0	0	0
TOTAL	11-0	25-2.2	0-7	.000	0-4	.000	0-0	.000	0-3-3	0.3	2	0	1	0	0	0	0

20 AUBREY JOENS

JUNIOR • GUARD • 5-8
IOWA CITY, IOWA (IOWA STATE)



SOPHOMORE at IOWA STATE (2021-22)

Big 12 All-Academic First Team ... Appeared in 34 games (15 starts), averaging 6.2 points and 4.7 rebounds ... Led Cyclones with over 100 3-point attempts, shooting 42.5% on team that led country in 3-point shooting ... Reached double-digit points nine times and tallied five games of 10+ rebounds ... Led Iowa State in points three times and in rebounds six times ... When Joens started, Iowa State posted a record of 14-1 ... Posted 18 points on 6-of-11 shooting from deep with six rebounds vs. Drake (Nov. 18) ... Notched first 20-point game of season vs. Southern (Nov. 21) by making six 3-pointers ... Sunk season-high seven 3-pointers vs. Penn State to score 21 points with 11 rebounds to secure one of three double-doubles of season ... Tallied career-best 24 points in win over Longwood (Dec. 6) where she hit six more 3-pointers on an 8-of-13 performance ... Posted double-double in win over No. 8 Iowa (Dec. 8), finishing with 12 points and 11 rebounds ... Finished with 16 points and six rebounds in win over Kansas (Jan. 26).

FRESHMAN at IOWA STATE (2020-21)

Appeared in 26 of Iowa State's 28 games on the season... averaged 5.0 points and 2.0 rebounds, while shooting 36.4 percent from the floor and 34.3 percent from long range... netted 12 points and grabbed four boards in Iowa State Big 12 opening win at TCU after connecting on four triples...netted nine points off three from deep in ISU's win at UNI...tallied 13

points in a win over Drake while going a perfect 4-of-4 from the line and connecting on three 3-pointers... netted a career-high 17 points and a career-high six boards at Oklahoma, going 6-of-13 from the field...netted nine points in ISU's regular-season finale against Kansas.

HIGH SCHOOL

Averaged 20.2 points in her senior campaign and 23.2 as a junior...was a four-year letterwinner at Iowa City High School and closed her high school career with over 1,500 points ... was named to the First-Team All-Conference her junior and senior campaigns and is a two-time Gazette Girls Basketball Player of the Year... was also a member of the All-Iowa Attack AAU squad that claimed a national title in 2018 at the prestigious Nike EYBL tournament...the 2019 squad also finished as the national runner-up...was ranked No. 52 overall by ESPN.

PERSONAL

Name pronounced like Jones ... Daughter of Brian and Lisa Joens... Has four sisters, Courtney, Ashley, who plays for Iowa State, Kelsey and Bailey... Majoring in elementary education ... Born on September 6, 2001.

» JOENS BY THE NUMBERS

Miscellaneous	2021-22	Career
10-Plus Points	9	12
20-Plus Points	3	3
10-Plus Rebounds	5	5
Double-Doubles	3	3
Leads Team in Points	3	3
Leads Team in Rebounds	6	6
Leads Team in Assists	0	0

» JOENS' CAREER HIGHS

Points	24 vs. Longwood (12/5/21)
Field Goals	8 vs. Longwood (12/5/21)
3-Point Field Goals	7 vs. Penn State (11/27/21)
Free Throws Made	4 vs. Drake (12/22/20)
Rebounds	14 vs. Longwood (12/5/21)
Assists	2 (four times); MR: vs. Northern Iowa (12/12/21)
Blocked Shots	1 (six times); MR: vs. UT Arlington (3/18/22)
Steals	4 at Drake (11/18/21)
Minutes Played	40 vs. UMass (11/28/21)

» JOENS' CAREER STATS

Year	G-GS	MP-Avg.	FG-A	Pct.	3G-A	Pct.	FT-A	Pct.	Off-Def-Tot	Avg.	PF	A	TO	B	S	TP	Avg.
20-21	27-2	357-13.2	43-118	.364	34-99	.343	12-16	.750	14-39-53	2.0	33	13	15	3	16	132	4.9
21-22	34-15	725-21.3	70-168	.417	62-146	.425	10-11	.909	23-137-160	4.7	36	12	23	3	20	212	6.2
TOTAL	61-17	1082-17.7	113-286	.395	96-245	.393	22-27	.815	37-176-213	3.5	69	25	38	6	36	344	5.6

THE SOONERS

THE SOONERS

11 KAYLA COOPER

FRESHMAN • GUARD • 5-9
PLANO, TEXAS (PLANO EAST HS)



PRIOR TO OKLAHOMA

Tabbed as the No. 70 recruit in the nation by BlueStar Basketball ... McDonald's All-American nominee ... Named one of the top-10 prospects in Texas by Texas Prep Girls Hoops ... Led Plano East (Texas) to a pair of regional tournaments ... High school teams went a combined 86-30 over four seasons ... First-team All-District selection in 2020 ... District 9-6A Newcomer of the Year in 2019 ... All-Region selection as a junior ... Missed senior season with a leg injury ... Two-time District 9-6A Academic All-District selection ... Starred on the Cy-Fair Elite team.

PERSONAL

Daughter of Ursula and Kendrick Cooper ... Majoring in Sports Business ... Has been a ball kid for the Dallas Mavericks since 2017.



5 KIERSTEN JOHNSON

FRESHMAN • FORWARD • 6-4
DUNCANVILLE, TEXAS (DUNCANVILLE HS)



PRIOR TO OKLAHOMA

Four-star forward per Prospects Nation ... Graded 90 overall as the No. 24 forward in the country by ESPN ... Rose as high as 40th nationally in the ESPN rankings ... Led Duncanville (Texas) to a 28-3 record and state semifinal as a junior ... As a senior, guided Duncanville to a 34-7 record and top-20 national ranking ... Averaged 7.2 points, 6.5 rebounds and 1.5 blocks over junior and senior seasons for the Pantherettes ... Starred on the ProSkills Texas EYBL team that sent seven players to Division I basketball in 2022 ... Chose Oklahoma over Texas, Baylor, Mississippi State, Florida and others.

PERSONAL

Daughter of DeeAnn Tate ... Majoring in Journalism.



BEATRICE CULLITON 0

FRESHMAN • CENTER • 6-4
OVERLAND PARK, KAN. (ST. THOMAS AQUINAS)

PERSONAL

Name pronounced CULL-uh-ton ... Majoring in Chemical Biosciences ... Grandmother broke the Oklahoma high school record by scoring 58 points in a game ... Brothers, Brett and Cale McMakin, played Division I football at Northern Iowa and Pitt State, respectively.



PRIOR TO OKLAHOMA

Four-star prospect named No. 96 player in nation by ESPN ... Tabbed as No. 40 recruit in country by Blue Star ... McDonald's All-American nominee ... Three-time All-State selection in Kansas by the KSHSAA ... Led St. Thomas Aquinas (Kansas) to four 5A state titles, combining for an 80-8 record over four seasons ... Winner of DiRenna Award, given annually to the best girl's basketball player in Kansas City ... Honored as the 5A Player of the Year by Sports in Kansas ... Only player in state of Kansas to average a double-double in 2021 ... Averaged 14.5 points, 10.0 rebounds as a junior ... In final prep season, posted averages of 15.3 points, 8.9 rebounds and 2.6 assists ... Closed high school career with 1,227 points and school record 730 rebounds ... Named Most Outstanding Player of 2022 State Tournament ... Third player from Aquinas to sign with Sooners joining Lauren Willis and Kelsey Hill, who both inked with OU in 2007 ... Played travel ball with Missouri Phenom Basketball ... Standout student and was named the Kansas City Star's Scholar-Athlete of the Year ... Graduated from Aquinas with summa cum laude honors ... Chose Oklahoma over LSU, Iowa, Iowa State and Oklahoma State.



REYNA SCOTT 2

FRESHMAN • GUARD • 5-9
NEW YORK CITY, N.Y. (NAZARETH HS)

PRIOR TO OKLAHOMA

Tabbed as the No. 179 recruit in the nation by ASGR ... One of the top guards out of New York ... 2019 Adidas All-American ... 2022 McDonald's All-American nominee ... First-team All-Catholic High School Athletic Association selection for Nazareth High School in Brooklyn ... Member of the SLAAM Basketball Top 20 List in 2021 ... As a senior at Nazareth, averaged 21.1 points, 7.3 rebounds, 5.9 assists and 3.7 steals per game ... In prep career, averaged 16.5 points, 7.8 rebounds, 3.8 assists and 3.0 steals per contest ... Only player in school history to finish career with 1,000 points, 500 rebounds, 250 assists and 200 steals ... Chose Oklahoma over Texas A&M and Seton Hall.

PERSONAL

Daughter of Renee and Steven Scott ... Majoring in Health & Exercise Science.



#1 NEVAEH TOT

Date	Opponent	MIN	FG	3FG	FT	O-D-T	PF	A	TO	B	S	TP
N9	at South Dakota	23	1-4	0-2	0-0	1-3-4	1	2	3	0	1	2
N10	Arkansas State	17	4-8	0-4	2-3	1-2-3	2	2	5	0	3	10
N16	Central Arkansas	22	1-1	0-0	1-4	0-1-1	0	3	2	0	0	3
N20	#9 Oregon	22	0-2	0-2	1-2	0-4-4	0	3	1	0	0	3
N21	Buffalo	23	1-4	1-3	2-2	1-2-3	0	5	1	0	2	5
N22	Minnesota	20	2-6	0-2	0-0	0-4-4	2	2	1	0	2	4
N30	at SMU	19	0-2	0-1	0-0	0-1-1	2	2	2	0	0	0
D4	Mississippi St.	21	0-1	0-0	1-2	0-4-4	0	5	2	0	1	1
D7	Eastern Michigan	18	3-6	0-2	1-1	0-1-1	1	3	1	0	1	7
D10	#16 BYU	32	3-9	2-3	3-4	0-1-1	0	2	2	0	1	11
D21	Utah*	27	3-6	1-2	3-3	0-1-1	1	2	2	0	3	10
D29	Wichita State					DNP						
J2	at Texas Tech	26	3-6	1-4	2-3	0-1-1	0	3	0	0	1	9
J5	#12 Iowa State	24	3-5	1-2	2-2	0-6-6	3	1	1	0	1	9
J8	at Kansas	29	2-6	1-3	0-0	0-3-3	1	8	1	0	2	5
J12	#14 Baylor	32	2-4	1-2	6-6	1-3-4	2	4	3	0	2	11
J15	TCU*	28	7-8	2-3	0-0	1-4-5	2	6	6	0	1	16
J19	at West Virginia*	34	2-5	2-2	3-4	1-2-3	1	8	3	0	1	9
J23	at Kansas State*	35	2-6	1-1	2-2	1-1-2	0	4	3	0	1	7
J26	Oklahoma State*	24	3-6	1-2	0-0	0-4-4	1	1	3	0	1	7
J29	#9 Texas*	34	1-7	1-2	0-0	0-2-2	2	4	5	0	6	3
F2	at #9 Baylor*	33	1-2	0-1	0-0	0-3-3	2	2	3	0	1	2
F5	West Virginia*	30	2-4	0-1	2-2	0-3-3	2	4	2	0	2	6
F12	at #16 Texas*	31	4-6	1-2	0-1	1-0-1	2	2	4	0	2	9
F16	Texas Tech*	28	6-9	2-2	2-2	0-6-6	2	4	2	0	2	1
F19	at #6 Iowa State*	26	1-5	0-1	0-0	2-1-3	1	4	0	0	3	2
F23	at TCU*	22	0-3	0-3	0-0	0-1-1	2	3	3	0	1	0
F26	Kansas State*	25	3-6	0-2	3-4	0-1-1	1	2	2	0	1	9
M2	at Oklahoma St*	22	0-4	0-3	0-0	1-1-2	2	4	4	0	0	0
M5	Kansas*	27	3-6	2-4	0-0	1-4-5	3	2	2	0	2	8
M11	Kansas*	24	3-7	2-4	0-0	0-2-2	2	5	1	0	1	8
M12	#4 Baylor*	28	3-4	0-1	2-2	0-5-5	1	4	0	0	0	8
M19	IUPUI*	30	4-7	2-3	0-0	0-8-8	2	1	0	0	1	10
M21	#20 Notre Dame*	32	0-3	0-2	0-0	1-1-2	0	1	2	0	1	0

* Starter

2020-21

Date	Opponent	MIN	FG	3FG	FT	O-D-T	PF	A	TO	B	S	TP
N25	Houston	21	0-2	0-1	4-6	0-3-3	3	2	3	0	0	4
D6	at Georgia	31	4-9	2-2	4-5	0-1-1	1	6	3	0	1	14
D12	at Kansas*	40	3-8	1-4	3-4	1-7-7	3	3	1	0	0	10
D13	Texas State*	40	3-9	1-3	1-2	0-0-0	2	5	7	0	3	12
D15	OSU*	40	1-12	0-2	1-2	1-2-3	1	4	4	0	2	3
D20	South Dakota*	36	2-6	0-2	5-6	1-5-6	2	7	3	0	1	9
D29	UAPB*	27	5-8	2-3	0-0	0-1-1	4	11	4	0	1	12
J3	WVU*	31	1-5	0-1	1-2	0-3-3	1	1	6	0	1	3
J6	at TTU*	28	2-6	0-1	0-0	0-0-0	3	5	2	0	1	4
J19	at Iowa State	9	1-4	0-1	0-0	0-1-1	0	1	1	0	1	2
J23	at Baylor*	26	0-2	0-1	0-0	0-1-1	1	1	2	0	0	0
J27	Kansas*	40	4-7	0-2	3-4	1-0-1	4	7	3	0	2	11
J31	at K-State*	33	2-4	1-1	0-0	1-2-3	3	3	1	0	0	5
F3	Texas*	34	2-6	0-0	0-1	2-3	0	2	3	0	1	4
F6	at OSU*	36	2-5	1-1	0-0	0-4-4	1	7	1	0	3	5
F9	ISU*	37	5-10	3-6	1-2	0-6-6	2	2	0	0	1	14
F13	at WVU*	36	3-6	1-2	0-0	2-5-7	1	2	5	0	4	7
F21	Baylor*	32	2-5	2-3	0-0	0-4-4	2	4	2	0	2	6
F24	at TCU*	34	3-8	0-2	0-0	1-6-7	4	4	2	1	1	6
F27	at Texas*	36	2-5	1-2	5-6	0-4-4	3	4	3	0	3	10
M1	TTU*	36	3-8	0-1	2-2	1-7-8	1	6	2	0	1	8
M4	TCU*	21	0-3	0-1	0-0	0-0-0	1	4	2	0	1	0
M7	K-State*	29	3-5	0-2	2-2	2-2-4	0	5	0	0	1	8
M12	OSU	36	2-6	0-1	1-2	1-6-7	5	3	3	0	2	5

* Starter

#4 KENNADY TUCKER (OU ONLY)

Date	Opponent	MIN	FG	3FG	FT	O-D-T	PF	A	TO	B	S	TP
N9	at S. Dakota	15	0-3	0-2	0-0	1-1-2	2	3	1	0	0	0
N12	Arkansas St.	13	0-2	0-1	3-4	2-1-3	2	2	0	0	0	3
N16	Central Arkansas	17	0-1	0-0	0-2	0-0-0	1	1	0	0	2	0
N20	#9 Oregon	11	1-3	0-1	2-2	1-1-2	0	0	1	0	1	4
N21	Buffalo	18	1-2	0-0	0-0	1-0-1	4	2	0	0	0	2
N22	Minnesota	17	2-4	1-1	0-0	0-0-4	4	4	2	0	1	5
N30	at SMU	11	2-3	0-0	0-1	1-1-2	1	0	2	0	1	4
D4	Mississippi St.	22	2-4	0-1	2-3	1-0-1	1	2	4	0	0	6
D7	Eastern Michigan	17	0-2	0-1	0-0	1-2-3	3	1	2	0	1	0
D10	#16 BYU	32	4-6	1-2	2-6	6-1-7	2	1	1	0	1	11
D21	Utah*	21	3-8	1-3	2-4	1-2-3	2	1	2	0	2	9
D29	Wichita St.*	26	4-8	2-3	2-4	1-1-2	3	2	4	0	2	12
J2	at Texas Tech*	25	3-7	2-5	0-0	4-2-6	3	1	3	0	2	8
J5	#12 Iowa St.*	31	2-2	0-0	0-1	0-1-1	4	6	2	0	2	4
J8	at Kansas*	26	2-7	0-2	0-0	1-0-1	4	2	2	0	2	4
J12	#14 Baylor*	32	3-6	2-3	1-2	3-1-4	4	4	0	0	1	9
J15	TCU*	26	2-5	1-3	4-4	0-0-0	3	3	1	0	0	9
J19	at West Virginia*	35	0-1	0-0	6-10	2-2-4	1	5	2	0	3	6
J23	at Kansas St.*	25	1-2	1-2	0-0	0-2-2	5	1	0	0	1	3
J26	Oklahoma St.*	22	1-3	1-3	0-0	1-0-1	1	1	2	0	2	3
J29	#9 Texas*	19	1-3	0-2	0-0	0-1-1	2	2	4	0	0	2
F2	at #9 Baylor*	30	2-10	0-3	1-1	2-3-5	3	1	7	0	3	5
F5	West Virginia*	41	1-9	1-5	5-6	5-2-7	4	1	4	1	1	8
F12	at #16 Texas*	16	2-3	1-1	1-1	1-1-2	3	2	1	0	2	6
F16	Texas Tech*	23	2-4	0-2	3-3	1-0-1	2	3	3	0	1	7
F19	at #6 Iowa St.*	22	2-4	0-1	3-4	1-2-3	1	2	2	0	1	7
F23	at TCU*	22	4-4	0-0	0-0	1-0-1	4	4	2	0	3	8
F26	Kansas St.*	33	1-5	0-3	0-0	0-3-3	2	2	2	0	0	2
M2	at Oklahoma St.*	30	4-7	3-4	0-0	2-0-2	1	0	3	1	0	11
M5	Kansas*	25	1-6	1-4	0-0	0-3-3	1	4	1	0	1	3
M11	Kansas*	30	2-7	0-3	0-1	6-1-7	3	2	1	0	1	4
M12	#4 Baylor*	20	1-3	0-0	2-2	0-2-2	2	1	1	0	0	4
M19	IUPUI*	33	0-3	0-1	0-2	2-2-4	1	3	1	1	3	0
M21	#20 Notre Dame*	25	0-2	0-1	2-2	1-2-3	1	4	5	0	0	2

* Starter

#10 KELBIE WASHINGTON

Date	Opponent	MIN	FG	3FG	FT	O-D-T	PF	A	TO	B	S	TP
N9	at S. Dakota*	12	1-3	0-0	0-0	0-1-1	4	0	4	0	2	2
N12	Arkansas St.*	24	3-8	1-3	0-0	0-3-3	2	4	2	0	2	7
N16	Central Arkansas*	24	2-9	1-4	2-2	0-2-2	2	2	2	0	0	7
N20	#9 Oregon*	19	0-3	0-1	5-6	1-1-2	4	0	6	0	0	5
N21	Buffalo*	17	1-5	0-0	0-0	2-1-3	4	7	1	0	1	2
N22	Minnesota*	16	3-8	0-1	0-1	1-0-1	2	8	3	0	3	6
N30	at SMU*	30	1-7	0-3	2-2	0-5-5	3	10	4	1	2	4
D4	Mississippi St.*	19	2-9	0-1	6-6	0-1-1	4	1	3	0	0	10
D7	Eastern Michigan*	22	6-7	0-0	4-4	0-1-1	2	1	0	0	3	16
D10	#16 BYU*	14	0-4	0-3	8-10	0-0-0	0	2	5	0	1	8
D21	Utah*	24	4-7	0-0	1-2	1-2-3	2	4	5	0	4	9
D29	Wichita St.*	36	4-15	1-6	2-4	0-6-6	2	14	5	1	5	11
J2	at Texas Tech*	26	3-8	1-3	3-4	0-3-3	2	7	2	0	0	10
J5	#12 Iowa St.*	22	5-11	1-3	0-0	0-0-0	2	2	5	1	0	11
J8	at Kansas*	25	1-4	1-3	2-2	0-0-0	3	5	5	1	1	5
J12	#14 Baylor*	16	2-6	2-4	0-2	1-0-1	4	3	3	0	2	6
J15	TCU					DNP						
J19	at West Virginia					DNP						
J23	at Kansas St.					DNP						
J26	Oklahoma St.	23	2-6	0-1	2-2	0-2-2	0	7	2	0	4	6
J29	#9 Texas	23	3-5	0-1	4-6	0-2-2	4	2	3	0	3	10
F2	at #9 Baylor	17	1-2	0-0	6-8	0-4-4	3	0	2	0	1	8
F5	West Virginia	28	6-8	0-0	5-6	0-2-2	5	7	7	0	4	17
F12	at #16 Texas	19	0-4	0-1	3-4	0-1-1	1	2	2	0	0	3
F16	Texas Tech	21	2-9	0-2	0-0	0-3-3	4	3	2	0	1	4
F19	at #6 Iowa St.	23	1-5	0-3	2-2	0-2-2	2	1	5	1	0	4
F23	at TCU	20	2-5	0-2	1-4	0-4-4	1	7	4	0	3	5
F26	Kansas St.	18										

#22 ANA LLANUSA (CONT'D)

Date	Opponent	MIN	FG	3FG	FT	O-D-T	PF	A	TO	B	S	TP
N10	BELMONT	23	4-10	0-5	1-2	1-4-5	3	1	2	0	0	9
N13	at DePaul	18	5-12	0-3	0-0	1-1-2	5	2	0	0	1	10
N17	SMU	19	4-9	4-6	0-2	0-2-2	2	0	2	0	0	12
N21	at Colo. St.	24	4-13	1-7	2-2	2-4-6	1	2	2	0	2	9
N25	at Oregon	27	3-10	0-6	6-6	1-4-3	5	2	2	0	1	12
N28	at Little Rock	24	2-9	0-4	2-5	1-1-2	2	0	3	0	2	6
D3	Florida	23	5-15	1-8	2-3	2-2-4	4	0	2	0	1	13
D6	at SDSU	18	4-7	1-3	0-0	1-1-1	5	0	2	0	1	9
D9	USF	30	5-12	0-4	5-9	2-7-9	3	1	2	0	2	15
D16	NEW MEXICO	35	9-22	4-16	5-6	3-4-7	3	2	2	0	1	27
D19	vs. UConn	21	4-13	1-6	0-0	0-5-5	5	2	1	0	1	9
D28	Texas*	26	5-15	2-8	2-2	2-2-4	2	1	3	1	1	14
D31	at ISU	22	2-6	1-3	0-0	0-2-2	3	0	1	0	0	5
J4	TCU*	26	2-11	0-4	0-0	1-3-4	4	1	0	1	2	4
J7	at OSU*	38	6-14	3-5	2-2	3-2-5	5	3	0	0	1	17
J10	at TTU*	26	4-9	1-5	3-4	1-3-4	3	0	6	0	2	12
J14	Baylor*	40	5-11	3-6	6-6	1-3-4	4	1	1	0	0	19
J17	at K-State*	30	3-10	1-4	4-4	3-3-6	1	4	2	0	2	11
J20	OSU*	40	5-11	1-2	2-2	0-3-3	3	0	1	0	2	13
J24	Kansas*	31	6-14	3-8	3-6	1-6-7	1	1	4	0	3	18
J27	at TCU*	37	6-15	1-5	1-2	1-2-3	2	1	4	0	1	14
J31	K-State*	30	3-10	1-4	4-4	3-2-6	1	4	2	0	2	11
F3	WVU*	40	9-14	6-10	3-9	1-5-6	3	1	2	0	1	27
F5	at Baylor*	40	1-7	0-3	2-2	1-3-4	5	1	2	0	1	4
F10	at Kansas*	36	3-12	1-5	3-5	1-3-4	2	1	1	0	2	10
F17	at WVU*	45	4-11	1-5	2-4	1-2-4	1	0	4	0	0	11
F21	ISU*	25	1-9	1-7	1-1	0-3-4	1	0	2	0	0	4
F24	TTU*	33	6-15	2-8	3-4	3-3-6	1	1	3	0	3	17
F27	at Texas*	35	5-11	2-6	2-4	2-2-4	2	0	3	0	0	14
M3	vs. TCU*	32	5-10	4-6	3-4	0-2-2	5	0	1	0	3	17
M16	vs. DePaul	22	1-1	0-3	11-12	1-0-1	5	1	2	0	4	13

*Starter



» Ana Llanusa's four games of 30 points are the most on the 2022-23 roster and fourth most in program history.

#23 KALEY PERKINS

Date	Opponent	MIN	FG	3FG	FT	O-D-T	PF	A	TO	B	S	TP
N9	at S. Dakota					DNP - CD						
N12	Arkansas St.	3	0-1	0-1	0-0	0-0-0	2	0	0	0	0	0
N16	Central Arkansas	3	1-2	1-2	2-2	0-0-0	0	0	0	0	0	5
N20	#9 Oregon					DNP - CD						
N21	Buffalo	2	0-0	0-0	0-0	0-0-0	0	0	0	0	0	0
N22	Minnesota	1	0-0	0-0	0-0	0-0-0	0	0	0	0	0	0
N30	at SMU					DNP - CD						
D4	Mississippi St.	3	0-0	0-0	0-0	0-1-1	0	0	0	0	0	0
D7	Eastern Michigan	4	1-3	1-3	0-0	0-0-0	0	1	0	0	0	3
D10	#16 BYU					DNP - CD						
D21	Utah					DNP						
D29	Wichita St.	26	2-6	2-5	0-0	1-4-5	2	3	1	1	1	6
J2	at Texas Tech					DNP - CD						
J5	#12 Iowa St.	3	0-0	0-0	0-0	0-0-0	0	0	0	0	0	0
J8	at Kansas					DNP						
J12	#14 Baylor					DNP						
J15	TCU	16	3-3	3-3	0-0	0-3-3	0	0	0	0	0	9
J19	at West Virginia	12	2-4	2-4	0-0	0-1-1	2	0	0	1	0	6
J23	at Kansas St.	9	2-2	1-1	0-0	0-1-1	1	0	1	0	0	5
J26	Oklahoma St.	14	3-4	2-3	0-0	0-2-2	1	0	0	0	0	8
J29	#9 Texas	5	0-0	0-0	0-0	1-0-1	1	0	0	0	0	0
F2	at #9 Baylor	3	0-0	0-0	0-0	0-0-0	0	0	0	0	0	0
F5	West Virginia	4	0-1	0-1	0-0	1-0-1	0	0	1	0	0	0
F12	at #16 Texas	11	2-4	1-3	1-1	0-0-0	0	0	1	0	0	6
F16	Texas Tech	14	1-3	1-3	0-0	0-1-1	3	2	0	0	1	3
F19	at #6 Iowa St.	13	1-1	1-1	0-0	0-3-3	1	1	0	2	0	3
F23	at TCU	22	1-7	1-6	0-0	0-1-1	1	0	0	1	0	3
F26	Kansas St.	4	0-1	0-1	0-0	0-0-0	1	0	0	0	0	0
M2	at Oklahoma St.	6	1-1	1-1	0-0	0-1-1	2	0	0	0	0	3
M5	Kansas	8	0-1	0-0	0-0	0-2-2	0	1	0	0	0	0
M11	Kansas	5	1-2	0-0	0-0	0-0-0	2	0	0	0	0	2
M12	#4 Baylor	11	0-1	0-0	0-0	1-1-2	1	0	0	0	0	0
M19	IUPUI	3	0-0	0-0	0-0	0-0-0	0	0	0	0	0	0
M21	#20 Notre Dame	13	2-7	1-4	0-0	0-0-1	2	1	0	1	0	5

*Starter

#24 SKYLAR VANN

Date	Opponent	MIN	FG	3FG	FT	O-D-T	PF	A	TO	B	S	TP
N9	at S. Dakota	19	1-3	0-0	4-4	1-1-2	0	1	1	0	1	6
N12	Arkansas St.	20	4-9	2-4	0-0	3-3-6	3	3	0	0	1	10
N16	Central Arkansas	16	5-10	1-6	1-2	3-8-11	2	0	1	0	0	12
N20	#9 Oregon	19	1-9	1-5	2-2	4-5-9	3	3	0	1	2	5
N21	Buffalo	21	6-12	0-2	0-0	5-3-8	1	0	0	1	3	12
N22	Minnesota	20	7-10	1-2	0-0	3-4-7	1	2	1	0	2	15
N30	at SMU					DNP						
D4	Mississippi St.	16	4-5	1-1	0-0	3-4-7	1	3	1	0	2	9
D7	Eastern Michigan	19	3-6	0-1	1-1	2-1-3	2	1	2	0	1	7
D10	#16 BYU	26	3-11	1-5	0-0	1-8-9	2	3	2	2	2	7
D21	Utah	23	4-9	0-2	1-2	4-2-6	2	1	1	0	1	9
D29	Wichita St.	30	9-17	2-5	1-2	3-5-8	0	3	1	0	1	21
J2	at Texas Tech	23	8-15	3-7	0-0	2-3-5	1	0	1	0	1	19
J5	#12 Iowa St.	22	1-8	0-3	1-2	3-6-9	3	1	0	3	3	3
J8	at Kansas	25	6-15	2-6	2-3	2-7-9	3	1	1	2	0	16
J12	#14 Baylor	30	8-13	3-7	3-3	2-5-7	4	3	2	3	4	22
J15	TCU	22	7-15	2-5	4-4	3-3-6	3	1	0	1	0	20
J19	at West Virginia	17	7-11	1-3	0-0	1-3-4	4	1	1	0	0	15
J23	at Kansas St.	20	3-16	0-7	1-2	1-2-3	4	0	2	0	1	7
J26	Oklahoma St.	18	5-9	0-1	2-3	2-1-3	4	4	2	0	1	12
J29	#9 Texas	26	2-10	1-5	3-4	0-2-2	2	2	0	0	0	8
F2	at #9 Baylor	19	3-6	1-2	1-2	2-5-7	4	2	2	0	2	8
F5	West Virginia	25	6-12	2-4	0-0	1-3-4	3	2	1	2	3	14
F12	at #16 Texas	21	2-9	0-3	0-0	3-1-4	3	2	1	1	2	4
F16	Texas Tech	18	7-14	3-4	0-0	4-2-6	4	2	1	1	0	17
F19	at #6 Iowa St.	17	6-9	3-5	0-0	1-0-1	1	2	1	0	1	15
F23	at TCU	20	6-10	3-4	2-3	2-3-5	1	1	0	0	3	17
F26	Kansas St.	18	4-11	2-4	0-0	1-2-3	1	1	2	0	0	10
M2	at Oklahoma St.	20	8-12	1-2	2-2	2-5-7	3	2	2	1	2	19
M5	Kansas	22	6-11	4-7	1-2	2-3-5	3	1	3	0	4	17
M11	Kansas	21	2-7	0-4	0-0	4-1-5	1	0	1	1	3	4
M12	#4 Baylor	22	2-11	1-4	0-0	3-4-7	2	0	2	2	1	5
M19	IUPUI	20	5-11	1-4	2-4	2-3-5	2	1	0	0	2	13
M21	#20 Notre Dame	21	5-10	1-1	0-0	1-8-9	2	2	1	0	0	11

*Starter

#24 SKYLAR VANN (CONT'D)

Date	Opponent	MIN	FG	3FG	FT	O-D-T	PF	A	TO	B	S	TP
N25	Houston					DNP						
D6	at Georgia	13	3-3	2-2	0-0	1-4-5	0	0	0	0	1	8
D10	at Kansas*	30	4-9	0-5	0-0	2-4-6	5	0	0	1	0	8
D12	Texas St*	40	4-7	3-4	0-2	1-6-7	1	1	0	3	1	11
D15	OSU*	40	5-13	1-5	0-0	6-3-9	3	0	4	1	1	11
D20	S. Dakota*	14	1-2	0-0	0-0	0-0-0	0	0	0	0	0	2
D29	UABP	26	6-17	2-8	0-0	5-5-10	2	1	1	1	2	14
J3	WVU*	18	1-3	0-2	1-2	1-2-3	1	0	0	1	0	3
J6	at TTU*	20	2-7	2-4	1-2	2-3-5	3	0	1	0	0	7
J19	at ISU	17	2-5	0-2	0-2	4-3-7	2	0	1	1	2	4
J23	at Baylor	2	0-0	0-0	0-0	0-0-0	0	0	0	0	0	0
J27	Kansas	8	1-6	0-5	2-2	1-3-4	1	0	0	0	0	4
J31	at K-State	13	3-6	1-3	0-0	1-3-4	2	0	0	0	1	7
F3	Texas	1	0-0	0-0	0-0	0-0-0	0	0	0	0	0	0
F6	at OSU	14	3-5	0-1	0-0	3-1-4	0	0	1	1	0	6
F9	Iowa St.	15	3-5	0-0	1-1	1-4-5	4	0	2	0	0	7
F13	at WVU	26	3-6	2-4	2-2	1-7-8	1	0	0	0	0	10
F21	Baylor	27	4-4	1-1	0-0	3-0-3	5	2	1	0	1	9
F24	at TCU	21	3-7	2-6	0-0	0-1-1	2	1	0	2	0	8
F27	at Texas	31	5-11	0-4	3-5	2-2-4	3	0	1	1	2	13
M1												

#25 MADI WILLIAMS (CONT'D)

2018-19												
Date	Opponent	MIN	FG	3FG	FT	O-D-T	PF	A	TO	B	S	TP
N9	WKU	35	7-10	0-2	1-2	6-9-15	3	4	7	3	1	15
N15	NWSU	23	2-3	0-0	1-6	3-12-15	2	5	1	0	2	5
N18	at USF	32	8-14	0-3	2-3	2-5-7	4	2	4	1	1	18
N22	vs. UAB	27	7-13	0-1	8-9	4-4-8	4	1	1	0	1	22
N23	vs. Clemson	32	3-10	0-3	3-4	5-6-11	4	1	5	0	1	9
N28	at New Mexico	29	7-15	0-1	2-5	1-5-6	2	0	4	2	1	16
D2	at Auburn	38	4-9	0-0	2-5	5-11-16	2	2	4	1	2	10
D5	UCA	22	4-10	0-1	4-7	2-3-5	2	2	5	0	1	12
D9	DePaul	39	7-14	0-1	4-4	3-4-7	2	2	1	0	2	18
D19	UConn	36	6-15	0-1	0-0	4-7-11	3	2	4	2	1	12
D22	at SMU	31	7-13	0-0	1-6	2-8-10	1	0	2	0	1	20
J2	TTU	28	4-15	0-0	2-4	6-5-11	5	1	3	0	1	10
J5	at K-State	28	2-8	0-1	2-2	2-3-5	3	0	3	0	1	6
J9	at Texas*	36	8-13	1-3	1-5	1-6-6	3	1	2	0	1	18
J13	WVU*	24	2-6	0-0	0-2	2-3-5	5	1	2	0	1	4
J19	at ISU*	16	0-5	0-1	1-2	3-2-5	5	1	2	1	1	1
J22	at TCU*	37	6-13	0-0	2-4	3-8-8	4	1	3	1	2	14
J27	Baylor*	31	5-13	1-1	0-0	1-7-8	3	1	2	2	1	11
J30	at Kansas*	12	2-3	0-0	2-2	3-0-3	5	1	2	0	0	6
F2	Texas*	30	4-15	0-1	8-12	1-6-7	5	3	6	0	2	16
F6	at OSU*	20	4-8	0-0	6-7	2-3-5	4	1	1	0	1	14
F10	K-State*	26	5-12	0-0	0-0	1-4-5	4	1	4	0	2	10
F13	Kansas*	32	7-15	0-0	4-7	4-7-11	2	3	3	1	1	18
F16	at Baylor*	30	1-12	0-0	1-2	3-1-4	4	2	4	0	0	3
F20	ISU*	37	4-13	0-0	1-2	5-7-12	4	3	3	1	2	9
F23	at WVU*	19	3-5	0-0	0-0	3-3-3	5	1	2	1	1	6
F25	OSU*	37	5-14	0-0	1-2	4-7-11	1	3	3	0	0	11
M2	TCU*	33	3-11	0-0	0-0	3-6-6	4	3	2	0	3	6
M5	at TTU*	26	3-8	0-0	4-6	3-3-6	4	2	5	0	2	10
M8	vs. TTU*	35	7-14	0-0	5-7	5-4-9	3	5	2	0	2	19

*Starter



» Madi Williams enters her final season ninth in all-time scoring at Oklahoma and needs just 153 points to become OU's seventh 2000-point scorer.

#30 TAYLOR ROBERTSON

2020-21												
Date	Opponent	MIN	FG	3FG	FT	O-D-T	PF	A	TO	B	S	TP
N9	at S. Dakota*	36	5-11	4-9	3-4	1-7-8	0	1	0	0	0	17
N12	Arkansas St.*	20	5-10	5-10	2-3	2-2-4	1	4	2	0	2	17
N16	Central Arkansas*	27	1-5	1-4	2-2	0-3-3	1	3	3	0	1	5
N20	#9 Oregon*	32	7-13	7-10	8-8	0-1-1	1	8	0	0	0	29
N21	Buffalo*	31	9-24	9-23	0-0	1-6-7	1	5	1	0	0	27
N22	Minnesota*	32	6-12	5-11	2-2	1-5-6	0	4	5	0	0	19
N30	at SMU*	38	7-10	5-8	0-0	0-7-7	2	6	4	1	0	19
D4	Mississippi St.*	27	8-16	6-13	0-0	0-2-2	1	0	0	0	0	22
D7	Eastern Michigan*	27	5-10	5-10	6-7	0-2-2	0	1	0	0	1	21
D10	#16 BYU*	41	6-8	4-6	7-7	0-5-5	1	4	1	1	4	23
D21	Utah*	39	5-10	4-9	5-5	0-2-2	2	2	1	0	2	19
D29	Wichita St.*	34	6-12	3-6	4-4	1-3-4	0	3	2	2	0	19
J2	at Texas Tech*	36	6-11	2-6	3-3	1-6-7	2	7	1	2	2	17
J5	#12 Iowa St.*	40	3-7	2-6	0-0	0-4-4	1	5	1	0	0	8
J8	at Kansas*	39	8-11	4-6	4-4	0-6-6	1	1	4	1	0	24
J12	#14 Baylor*	40	5-5	5-5	0-0	0-5-5	0	2	1	0	1	15
J15	TCU*	33	2-8	2-6	0-0	0-1-1	1	7	1	2	6	6
J19	at West Virginia*	39	6-12	5-10	5-5	0-4-4	3	2	4	0	0	22
J23	at Kansas St.*	36	5-13	3-7	6-6	0-4-4	0	4	1	1	1	19
J26	Oklahoma St.*	30	3-7	1-5	2-3	0-3-3	2	2	1	1	1	9
J29	#9 Texas*	40	4-9	3-8	6-6	1-9-10	3	3	3	0	2	17
F2	at #9 Baylor*	38	3-11	2-9	6-6	1-6-7	2	4	1	0	2	14
F5	West Virginia*	50	8-17	7-14	3-3	0-1-2	2	2	0	0	3	26
F12	at #16 Texas*	36	4-8	2-6	3-3	0-1-1	3	1	3	0	0	13
F16	Texas Tech*	34	5-11	1-7	3-4	0-5-5	3	1	0	0	1	14
F19	at #6 Iowa St.*	32	2-4	1-3	0-0	0-7-7	2	2	0	3	1	5
F23	at TCU*	20	4-6	3-5	0-0	0-3-3	0	4	0	0	0	11
F26	Kansas St.*	30	5-8	4-7	3-3	0-5-5	0	1	2	1	1	17
M2	at Oklahoma St.*	32	4-7	3-6	8-8	0-11-11	1	3	3	0	3	19
M5	Kansas*	35	5-15	2-9	2-3	0-2-2	0	4	1	0	1	14
M11	Kansas*	32	6-11	3-7	4-4	0-7-7	0	3	2	0	3	19
M12	#4 Baylor*	37	4-8	4-8	5-5	2-5-7	0	0	1	0	0	17
M19	IUPUI*	33	5-11	4-10	8-9	0-4-4	1	4	0	2	0	22
M21	#20 Notre Dame	34	5-12	3-10	6-8	1-3-4	1	1	6	0	2	19

*Starter

2020-21

Date	Opponent	MIN	FG	3FG	FT	O-D-T	PF	A	TO	B	S	TP
N25	Houston*	38	3-10	3-8	4-4	1-4-5	4	0	2	0	1	13
D6	at Georgia*	33	2-4	2-3	0-0	0-1-1	2	1	2	0	1	6
D10	at Kansas*	40	3-9	2-7	2-2	0-5-5	3	2	3	0	0	10
D12	Texas St.*	40	2-10	2-8	0-0	0-4-4	1	1	0	0	0	6
D15	OSU*	40	7-13	4-8	0-0	2-2-4	2	1	1	1	2	18
D20	S. Dakota*	38	8-11	4-7	7-7	0-2-2	4	2	1	1	1	27
D29	UABP*	32	8-17	7-15	0-0	0-4-4	0	3	0	2	0	23
J3	WVU*	26	1-4	1-4	0-0	2-2-4	4	0	2	0	2	3
J6	at Texas Tech*	40	7-10	7-10	3-3	0-2-2	0	1	1	0	0	24
J19	at Iowa St.*	40	8-15	8-15	2-2	0-6-6	2	2	2	1	0	26
J23	at Baylor*	40	6-12	5-11	2-2	0-2-2	3	0	1	0	0	19
J27	Kansas*	40	6-8	5-7	2-2	0-2-2	3	1	2	0	1	19
J31	at K-State*	40	4-11	2-7	6-6	0-4-4	3	2	0	0	1	16
F3	Texas*	39	5-12	4-11	0-0	0-3-3	2	1	1	0	0	14
F6	at OSU*	33	3-9	3-9	0-0	0-0-0	3	0	0	0	0	9
F9	Iowa St.*	40	1-14	0-9	2-2	1-3-4	0	2	1	0	2	4
F13	at WVU*	40	5-10	5-10	5-5	0-1-1	2	3	2	0	1	20
F21	Baylor*	40	4-9	3-7	0-0	0-0-0	4	1	3	0	1	11
F24	at TCU*	40	10-16	6-11	2-2	0-5-5	2	1	4	0	3	28
F27	at Texas*	34	3-9	2-7	6-6	0-3-3	5	1	1	0	1	14
M1	Texas Tech*	40	4-4	1-1	7-8	0-1-1	2	2	1	1	0	16
M4	TCU*	40	4-7	3-5	3-3	0-4-4	4	0	4	0	2	14
M7	K-State*	40	10-15	1-5	1-1	0-4-4	1	0	1	0	0	22
M12	OSU*	45	8-18	6-15	2-2	0-2-2	1	0	1	0	2	24

*Starter

#30 TAYLOR ROBERTSON (CONT'D)

2019-20												
Date	Opponent	MIN	FG	3FG	FT	O-D-T	PF	A	TO	B	S	TP
N4	PVAMU*	28	7-13	6-11	0-0	0-5-5	0	4	0	0	0	20
N10	UAB*	30	5-11	4-10	3-4	0-6-6	2	0	0	0	0	17
N14	Missouri St.*	37	7-11	6-10	2-3	0-2-2	1	2	1	0	0	22
N20	SFA*	30	7-10	4-6	1-1	0-2-2	1	2	1	1	0	19
N23	at Houston*	37	3-9	3-8	0-0	1-1-1	1	4	0	0	3	9
N26	ACU	40	7-14	7-12	0-0	0-2-3	3	2	3	0	1	21
N30	at WSU*	38	10-17	9-16	1-1	0-1-1	3	1	1	1	1	30
D4	at WKU*	40	5-16	4-15	0-0	1-0-1	1	1	1	0	0	14
D7	#25 LSU*	40	5-10	4-8	7-8	0-2-2	1	2	0	0	2	21
D15	SHSU*	34	5-9	4-7	7-9	0-2-2	1	0	0	0	1	21
D17	Drake*	40	5-12	5-11	6-6	2-3-5	1	2	0	0	2	21
D22	at #2 UConn*	40	7-16	7-14	3-3	2-2-4	0	0	3	1	1	24
J4	#6 Baylor*	40	4-14	4-12	8-8	0-2-2	1	5	2	0	1	20
J8	at OSU*	39	9-14	7-11	0-1	0-4-4	2	3	3	0	0	25
J11	Iowa St.*	40	5-9	4-8	8-8	0-3-3	0	1	0	0	1	22
J15	at WVU*	38	10-20	8-18	3-5	0-1-1	2	2	1	0	1	31
J19	TCU*	40	3-12	3-12	7-7	0-1-1	1	0	1	0	0	16
J22	at TTU*	44	7-24	6-19	6-7	0-3-3	4	0	0	0	2	26
J25	at K-State*	39	3-12	2-10	5-5	0-6-6	2	2	0	0	0	13
F28	Texas*	40	3-6	3-6	2-2	0-3-3	2	5	3	1	1	11
J2	at Kansas*	45	7-12	5-9	12-12	0-3-3	1	1	1	1	2	31
F5	WVU*	40	3-10	3-10	4-5	1-6-7	2	0	0	0	1	13
F8	at Iowa St.*	40	5-12	2-8	3-3	0-5-5	2	3	2	0	1	15
F11	OSU*	37	2-10	2-10	5-6	0-4-4	3	1	0	0	0	11
F16	K-State*	45	9-15	4-8	5-6	2-5-7	2	2	3	0	1	27
F22	at Baylor*	40	5-14	4-11	2-2	0-2-2	2	3	3	0	2	16</

#34 LIZ SCOTT

2021-22												
Date	Opponent	MIN	FG	3FG	FT	O-D-T	PF	A	TO	B	S	TP
N9	at South Dakota	12	0-1	0-0	0-0	2-2-4	2	0	0	1	0	0
N12	Arkansas St.					DNP						
N16	Central Arkansas	8	3-3	0-0	2-2	1-1-2	4	0	1	1	0	8
N20	#9 Oregon	15	2-3	0-0	3-3	1-2-3	4	0	2	0	1	7
N21	Buffalo	15	1-4	0-0	2-2	2-3-5	4	2	0	1	2	4
N22	Minnesota	11	2-4	0-0	0-0	3-1-4	1	0	0	0	0	4
N30	at SMU	12	1-3	0-0	2-4	4-2-6	4	1	4	0	0	4
D4	Mississippi St.	14	4-6	0-0	1-2	1-0-1	1	0	1	0	0	9
D7	Eastern Michigan	11	0-2	0-0	0-0	3-5-8	5	0	1	0	2	0
D10	#16 BYU	15	1-2	0-0	0-1	1-4-5	2	0	1	1	1	2
D21	Utah*	16	3-7	0-0	1-2	3-4-7	4	0	1	2	0	7
D29	Wichita St.*	25	5-8	0-1	4-4	3-9-12	3	3	5	3	1	14
J2	at Texas Tech*	17	3-6	0-0	2-2	2-0-2	2	3	3	0	1	8
J5	#12 Iowa St.*	15	3-8	0-0	2-2	3-2-5	2	0	1	2	0	8
J8	at Kansas*	18	3-3	0-0	2-4	2-7-9	5	1	2	1	2	8
J12	#14 Baylor*	12	1-6	0-0	0-0	2-1-3	4	0	0	0	0	2
J15	TCU*	21	6-9	0-0	4-7	0-2-2	5	2	2	0	1	16
J19	at West Virginia*	16	2-7	0-0	1-2	2-3-5	5	1	2	1	1	5
J23	at Kansas St.*	9	2-2	0-0	0-0	0-1-1	5	1	1	0	2	4
J26	Oklahoma St.*	23	6-10	0-0	10-12	2-4-6	2	0	0	2	1	22
J29	#9 Texas*	10	1-1	0-0	0-1	0-1-1	4	0	1	0	1	2
F2	at #9 Baylor*	17	7-10	0-0	2-2	3-2-5	4	0	1	0	0	16
F5	West Virginia*	25	1-5	0-0	3-6	2-5-7	1	0	5	1	4	5
F12	at #16 Texas*	16	1-3	0-0	0-2	2-1-3	5	0	0	0	1	2
F16	Texas Tech*	12	2-4	0-0	2-2	1-0-1	4	2	1	0	0	6
F19	at #6 Iowa St.	21	4-10	0-2	0-2	3-3-6	5	0	2	0	0	8
F23	at TCU*	17	4-7	1-2	2-2	1-5-6	3	2	1	3	1	11
F26	Kansas St.*	10	1-3	0-1	0-0	1-2-3	4	3	2	0	0	2
M2	at Oklahoma St.*	19	1-2	0-0	0-0	1-2-3	3	1	1	1	2	2
M5	Kansas*	8	0-2	0-0	0-0	0-2-2	4	0	1	0	1	0
M11	Kansas*	17	5-8	1-2	0-0	4-4-8	3	1	4	2	1	11
M12	#4 Baylor*	9	1-4	0-1	2-2	1-0-1	5	1	1	0	0	4
M19	IUPUI*	10	2-7	0-3	2-2	3-2-5	5	1	0	1	0	6
M21	#20 Notre Dame	17	2-8	0-0	7-12	5-3-8	3	1	3	4	0	11

* Starter

2020-21												
Date	Opponent	MIN	FG	3FG	FT	O-D-T	PF	A	TO	B	S	TP
N25	Houston	7	3-3	0-0	1-2	2-2-4	5	0	1	0	0	7
D6	at Georgia	12	3-4	0-0	2-2	0-0-0	5	0	0	0	1	8
D10	at Kansas*	36	5-12	0-0	0-4	1-9-10	4	1	3	0	1	10
D13	Texas St.*	27	2-5	0-0	0-0	0-4-4	4	3	2	0	3	4
D15	OSU*	22	3-5	0-0	0-0	1-7-8	5	2	3	1	1	6
D20	S. Dakota*	24	3-7	0-0	0-4	1-6-7	4	0	3	0	2	6
D29	UAPB*	17	4-5	0-0	0-0	1-4-5	3	1	1	0	4	8
J3	WVU					DNP						
J3	WVU					DNP						
J6	at Texas Tech					DNP						
J19	at Iowa St.					DNP						
J23	at Baylor					DNP						
J27	Kansas					DNP						
J31	at K-State					DNP						
F3	Texas					DNP						
F6	at OSU					DNP						
F9	Iowa St.					DNP						
F13	at WVU					DNP						
F21	Baylor					DNP						
F24	at TCU					DNP						
F27	at Texas					DNP						
M1	Texas Tech					DNP						
M4	TCU					DNP						
M7	K-State					DNP						
M13	OSU					DNP						

* Starter

#34 LIZ SCOTT (CONT'D)

2019-20												
Date	Opponent	MIN	FG	3FG	FT	O-D-T	PF	A	TO	B	S	TP
N4	PVAMU					DNP						
N10	UAB					DNP						
N14	Missouri St.					DNP						
N20	SFA					DNP						
N23	at Houston					DNP						
N26	ACU					DNP						
N30	at WSU					DNP						
D4	at WKU					DNP						
D7	#25 LSU					DNP						
D15	SHSU	5	2-2	0-0	0-0	0-0-0	4	0	1	0	0	4
D17	Drake					DNP						
D22	at #2 UConn	4	2-2	0-0	0-0	1-0-1	1	0	0	0	0	4
J4	#6 Baylor					DNP						
J8	at OSU	3	0-0	0-0	0-0	1-0-1	1	0	0	0	0	0
J11	Iowa St.					DNP						
J15	at WVU	11	2-6	0-0	0-1	3-0-3	3	2	1	1	1	4
J19	TCU	2	0-0	0-0	0-0	0-0-0	1	0	0	0	0	0
J22	at TTU					DNP						
J25	at K-State					DNP						
J28	Texas	17	4-8	0-0	3-7	0-1-1	2	0	0	0	2	11
F2	at Kansas	12	2-4	0-0	1-2	0-0-0	4	2	1	0	0	5
F5	WVU	3	0-2	0-0	2-4	1-1-2	0	0	1	0	0	2
F8	at Iowa St.	3	0-1	0-0	0-0	0-0-0	0	0	0	0	0	0
F11	OSU					DNP						
F16	K-State	15	2-6	0-0	0-0	2-6-8	4	3	0	2	0	4
F22	at Baylor	6	0-0	0-0	0-0	1-1-2	0	0	0	0	1	0
F26	Kansas	1	0-0	0-0	0-0	0-0-0	0	0	0	0	0	0
F29	at Texas	2	0-1	0-0	0-0	0-1-1	1	0	0	0	0	0
M4	at TCU	5	2-3	0-0	1-3	2-0-2	0	1	1	0	0	5
M7	TTU	8	0-0	0-0	0-2	2-0-2	0	0	1	0	0	0

* Starter



» Liz Scott notched her second career double-double by scoring 14 points and pulling down a career high 12 rebounds on Dec. 29, 2021, vs. Wichita State.

THE STAFF



THE SOONERS



JENNIE BARANCZYK

SECOND SEASON AS HEAD COACH • SET OU RECORD FOR WINS IN A DEBUT SEASON (25) IN 2021-22
NAISMITH NATIONAL COACH OF THE YEAR SEMIFINALIST • LED OU TO NCAA TOURNAMENT IN 2022
ONLY HEAD COACH TO WIN FOUR TOP-25 GAMES IN FIRST SEASON AT OKLAHOMA

Jennie Baranczyk was named the ninth head coach of the Oklahoma women's basketball program on April 10, 2021, and enters her second season at the helm of the program in 2022-23.

The 11th-year head coach spent nine seasons at Drake before starting her Oklahoma tenure in 2021-22.

In Baranczyk's (pronounced bah-RAHN-check) first year in Norman, she led one of the greatest turnarounds in the country, guiding the Sooners to a 25-9 record and into the second round of the NCAA Tournament. The 13-win improvement from the season before Baranczyk's arrival was the second-largest turnaround in program history. The Des Moines, Iowa, product was named a Naismith National Coach of the Year semifinalist for her efforts. In addition, the team reached 20 wins faster than all but two teams in program history, rising to No. 12 in the AP Poll midway through the season.

She became the only first-year head coach in OU history to sweep Baylor and Oklahoma State in the regular season and added a win over Texas in her first campaign. Her four wins over top-25 teams are the most for a first-year Sooner head coach and were the most for the program since 2009-10, which was also the last time OU posted 25 wins in a season.

She coached two Sooners, Taylor Robertson and Madi Williams, to unanimous first-team All-Big 12 selections, the first Sooner pair to do since 2012. Under Baranczyk's watch, Skylar Vann was named the 2022 Big 12 Sixth Player of the Year, and Kelbie Washington earned All-Big 12 Freshman Team honors. Robertson became OU's first All-America selection since Aaryn Ellenberg in 2014, earning an honorable mention.

Known for fostering high-powered offenses at Drake, she continued that offensive success in Norman in her first season. The Sooners posted the nation's third-highest scoring average (82.6) and scored the second-most points (2,808) in school history while sinking a program-record 316 3-pointers.

Baranczyk came to OU after amassing a 192-96 (.667) record at Drake and leading the Bulldogs to six consecutive 20-win seasons (2014-15 through 2019-20) and three NCAA tournament berths (2017-19). A two-time Missouri Valley Conference Coach of the Year, Baranczyk's .667 winning percentage ranks fifth in the league's history.

Baranczyk won back-to-back MVC Coach of the Year awards after her team's historic 2016-17 and 2017-18 campaigns, leading the Bulldogs to an 18-0 regular-season conference record both years and winning both MVC Tournaments. And after the 2018-19 squad posted a 17-1 league record, the Bulldogs had amassed a near-perfect three-year MVC mark of 53-1 (.981).

Drake's 2016-17 team finished with a 28-5 record, including a school- and MVC-record 22-game winning streak. That season, Baranczyk was named Mid-Major Coach of the Year by ESPNW.

Three of Baranczyk's players at Drake combined to win five Missouri Valley Conference Player of the Year awards. During her Drake tenure, she produced 24 all-conference selections, including a league-high 18 first-team honorees and a league-leading 38 MVC Player of the Week winners. In addition, she coached four players to MVC Freshman of the Year honors and the program's first two MVC Defensive Player of the Year recipients in 2018 and 2019.

Baranczyk began her coaching career in the Big 12 Conference, serving first as an assistant coach at Kansas State during the 2005-06 season (the Wildcats won the WNIT) and returning to the league as an assistant coach at Colorado from 2010-12. Between her Big 12 stints, Baranczyk served as an assistant coach at Marquette from 2006-10, helping the Golden Eagles to an 81-53 record and four postseason appearances. The 2007-08 squad won the WNIT title.

Formerly Jennie Lillis, Baranczyk spent her collegiate career at the University of Iowa (2000-04) and is regarded as one of the best all-around players in Hawkeye women's basketball history. She was a three-time All-Big Ten Conference selection, earning first-team honors as a junior (2003) and second-team recognition as a sophomore (2002) and senior (2004).

The Des Moines, Iowa, product led the Hawkeyes to four postseason appearances, including three NCAA tournament berths and the 2001 Big Ten Tournament title. Baranczyk graduated as the only player in Iowa history ranked in the top 10 of five major statistical categories: points, rebounds, assists, steals and blocks. Additionally, she was one of only two Hawkeyes to score more than 1,700 points and grab 800 rebounds in their career.

Baranczyk earned a bachelor's degree in communication studies from Iowa in 2004. She was the recipient of the 2004 Big Ten Conference's Medal of Honor, the award

given annually to a student in the graduating class of each university that demonstrated proficiency in scholarship and athletics. She was also a three-time Academic All-Big Ten honoree, a WBCA Scholarship Award recipient, a CoSIDA Academic All-District selection and a Collegiate Basketball Award for Excellence semifinalist as a senior in 2004.

Baranczyk, who obtained a master's degree in counseling and student development from Kansas State in 2006, is married. She and her husband, Scott, have a son, Eli, and two daughters, Jordi and Hope.



» Baranczyk is the first coach in Oklahoma Women's Basketball history to beat four ranked teams in their first season.

THE SOONERS

THE SOONERS

THE BARANCZYK FILE

Hometown.....Des Moines, Iowa
 High School.....West Des Moines College
 Family.....Husband, Scott
 Son, Eli
 Daughters, Jordi and Hope

HEAD COACHING CAREER

Years.....11
 Record.....217-105
 NCAA Tournaments.....4
 2017, 2018, 2019, 2022
 Women's NITs.....3
 2014, 2015, 2019
 Postseason Record.....2-2

AS OKLAHOMA HEAD COACH

Years.....1
 Record.....25-9
 vs. Big 12 Teams.....13-7
 Home Record.....14-4
 Road Record.....8-3
 Neutral Site Record.....3-2
 vs. AP Top 25.....4-6
 NCAA Tournaments.....1
 Postseason Record.....2-2

COACHING HISTORY

2021-Present: Oklahoma

Head Coach

2012-21: Drake

Head Coach

2010-12: Colorado

Assistant Coach

2006-10: Marquette

Assistant Coach

2004-06: Kansas State

Assistant Coach

BARANCZYK'S YEAR-BY-YEAR COLLEGIATE COACHING RECORD

Year	School	Overall		Conf.		Place	Tourney	Postseason
		W	L	W	L			
2012-13	Drake	11	20	5	13	9th	1-1	-
2013-14	Drake	17	15	9	9	5th	2-1	-
2014-15	Drake	20	11	15	3	2nd	0-1	WNIT (0-1)
2015-16	Drake	23	10	14	4	2nd	1-1	WNIT (1-1)
2016-17	Drake	28	5	18	0	1st	3-0	NCAA (0-1)
2017-18	Drake	26	7	18	0	1st	3-0	NCAA (0-1)
2018-19	Drake	27	7	17	1	1st	2-1	NCAA (0-1)
2019-20	Drake	22	8	14	4	2nd	N/A	N/A
2020-21	Drake	18	12	13	5	2nd	1-1	WNIT (2-1)
2021-22	Oklahoma	25	9	12	6	4th	1-1	NCAA (1-1)
Total (10 years)		217	105	135	45		14-7	4-7



AMY WRIGHT

ASSOCIATE HEAD COACH AND RECRUITING COORDINATOR • SECOND SEASON AT OKLAHOMA

In her 21st year on the sideline, Amy Wright enters her second season at Oklahoma in 2022-23 as the associate head coach and recruiting coordinator.

In her 20-year coaching career, Wright has been a part of 16 postseason teams, 12 of which were NCAA Tournament teams, and has won four conference championships. Her teams have won 392 games, an average of 19.6 wins annually.

Wright arrived in Norman after a nine-year tenure at Texas A&M. In her time at A&M, she helped the Aggies win the 2013 SEC Tournament Championship, make eight NCAA Tournaments, reach the Sweet 16 four times and play in the 2014 NCAA Elite Eight. In addition, she helped the Aggies to three second-place finishes in the SEC. As recruiting coordinator, she helped haul in a class ranked No. 8 by espnW Hoop Gurlz in 2017.

She has coached 18 first-team all-conference selections, including Kelsey Bone (2012-13), Courtney Walker (2013-16), N'dea Jones (2019-20), Chennedy Carter (2017-20), Madi Williams (2022) and Taylor Robertson (2022).

Wright has seen success at every stop of her coaching career, making postseason appearances at every school she's coached at, including Oklahoma.

Wright revamped Arizona State's entire recruiting system to help sign one of its highest-ranked recruiting classes in just one season. Specializing in out-of-bounds plays, on-court work with guards and opponent scouting reports, Wright was instrumental in the Sun Devils' 20-win season and a Women's National Invitational Tournament (WNIT) berth in 2011-12.

While at Cleveland State from 2008-11, Wright helped guide the program to 59 wins, a conference championship and a pair of postseason berths. She helped Western Kentucky amass 49 wins in two seasons. At USF, the Bulls went 14-15 in year one, followed by three seasons of 19-plus wins.

As a player, Wright started four seasons under Gary Blair at Arkansas from 1999-2002. She is the only point guard in school history to lead the Lady Razorbacks to four straight postseason appearances, including the 1999 WNIT Championship and a berth in the WNIT semifinals in 2000.

Wright is Arkansas' all-time leader in assists (717), and she set the school record for assists in a season as a senior (205). An SEC Academic Honor Roll selection as a sophomore (1999-00), Wright never missed a game, playing in a school-record 131 consecutive contests.

Following her collegiate career, Wright participated in the WNBA Pre-Draft Camp and was drafted by the Detroit Shock in 2002.

A native of Williamsburg, Ind., and 1998 graduate of Northeastern High School, Wright earned a bachelor's degree in marketing and management from Arkansas in 2002. She completed her master's degree in sports and administration from Ohio University in December 2012.

THE WRIGHT FILE

Hometown..... Williamsburg, Ind.
High School..... Northeastern
College..... Arkansas, 2002

ASST. COACHING HISTORY

Years..... 18
NCAA Tournaments..... 12
..... 2006, 2007, 2010, 2013, 2014
..... 2015, 2016, 2017, 2018, 2019
..... 2021, 2022

NCAA TOURNAMENTS (12)

2006..... S. Florida..... R64
2007..... W. Kentucky..... R64
2010..... Cleveland St..... R64
2013..... Texas A&M..... R32
2014..... Texas A&M..... E8
2015..... Texas A&M..... R64
2016..... Texas A&M..... R32
2017..... Texas A&M..... R32
2018..... Texas A&M..... S16
2019..... Texas A&M..... S16
2021..... Texas A&M..... S16
2022..... Oklahoma..... R32

COACHING HISTORY

2021-Present: Oklahoma
Associate Head Coach/Recruiting Coord.
2013-21: Texas A&M
Assistant Coach
2011-12: Arizona State
Assistant Coach
2009-11: Cleveland State
Associate Head Coach
2007-08: Western Kentucky
Assistant Coach
2003-06: South Florida
Assistant Coach



MICHAEL NEAL

ASSISTANT COACH • SECOND SEASON AT OKLAHOMA

Assistant coach Michael Neal enters his second season on the Oklahoma bench in 2022-23 after joining Jennie Baranczyk's staff prior to the 2021-22 season.

In his first year on the Oklahoma bench, the Sooners reached the second round of the NCAA Tournament for the first time since 2017. Oklahoma posted the nation's third-highest scoring average (82.6) and scored the second-most points (2,808) in school history while sinking a program-record 316 3-pointers. The Sooners swept Baylor and Oklahoma State in the regular season, winning a first-year staff record four games over ranked opponents.

THE NEAL FILE

Hometown..... Mesquite, Texas
High School..... Poteet
College..... Oklahoma, 2007

ASST. COACHING HISTORY

Years..... 1
NCAA Tournaments..... 1
..... 2022

NCAA TOURNAMENTS (1)

2022..... Oklahoma..... R32

COACHING HISTORY

2021-Present: Oklahoma
Assistant Coach
2014-21: Norman High School
Head Girl's Basketball Coach
2012-14: Norman High School
Assistant Boy's Basketball Coach

Neal joined the Sooners after seven transformative seasons as head coach of the Norman High School girls' team. He led the Lady Tigers to a 43-1 overall record in his final two seasons at Norman, winning Class 6A state championships in 2019 and 2021. For his efforts at Norman High, Neal was named The Oklahoman's 2021 Super 5 Coach of the Year and USA Today's Oklahoma Coach of the Year for the same season.

Norman High was the No. 1 seed in the 2020 state tournament before the event was canceled due to the onset of the COVID-19 pandemic. Neal was named the Norman Transcript's 2020 Girls' Basketball Coach of the Year after leading the Lady Tigers to a 24-1 record, the Central Oklahoma Athletic Conference championship and a 22-game winning streak heading into the state tournament.

Neal coached several NHS players to all-district and all-state honors, and the 2021 Norman roster featured four players who either signed with or committed to NCAA Division I schools. One of those pupils was Kelbie Washington, a four-star guard who was the 2021 Super 5 Player of the Year, who will be a sophomore for the Sooners in 2022-23.

No stranger to Lloyd Noble Center, Neal played for the OU men's basketball team during the 2005-06 and 2006-07 campaigns, when he averaged 11.0 points and 2.6 rebounds while shooting 37.5% from 3-point range (136 makes). With Neal on the team, Oklahoma advanced to the 2006 NCAA Tournament with a 20-9 record.

Following his career at Oklahoma, Neal played professionally overseas in France and Germany for Saint-Quentin and the Dusseldorf Magics before returning to the United States.

THE SOONERS

THE SOONERS



CHANTEL OSAHOR

ASSISTANT COACH - SECOND SEASON AT OKLAHOMA

Assistant coach Chantel OsaHOR is set to enter her second year at Oklahoma in 2022-23.

One of the nation's youngest coaching stars, OsaHOR, an All-American at Washington in 2017, made previous stops at Drake and Arkansas before arriving in Norman.

In her first year at Oklahoma, the Sooners reached the second round of the NCAA Tournament for the first time since 2017 and scored the second most points in program history. Working primarily with OU's post players, the Sooners finished 10th nationally in points in the paint, with nearly half of the team's points coming from the lane. For the first time since 2007, Oklahoma led the Big 12 in rebounding, more impressively doing so after finishing last in the league in the category the year prior.

In two years at Arkansas, OsaHOR helped guide the Razorbacks to the NCAA Tournament in 2021, and the Hogs would've appeared in the 2020 tournament had it not been canceled. With OsaHOR on the bench, Arkansas compiled a 43-17 record over the two seasons and finished 15th in the 2021 AP Poll, the highest ranking since 1995.

OsaHOR previously served on Baranczyk's staff at Drake as a graduate assistant during the 2017-18 and 2018-19 seasons, helping the Bulldogs to a 53-15 overall record, a 35-1 Missouri Valley Conference mark and two NCAA tournament appearances.

As a player at Washington, OsaHOR starred on three NCAA Tournament teams and helped the Huskies to the 2016 Final Four and the 2017 Sweet 16. The 2017 WBCA All-American is one of just two players in Washington history to record at least 1,000 points and 1,000 rebounds in a career. As a senior, she led the nation with 15.3 rebounds per game and 30 double-doubles. She holds the school record for career rebounds and was a finalist for the Naismith Trophy in 2017.

Following her college career, OsaHOR was drafted 21st overall by the Chicago Sky in the 2017 WNBA draft.

A native of Phoenix, Ariz., and graduate of St. Mary's High School, OsaHOR was a five-star prospect in the class of 2013 as the top player in Arizona.

THE OSAHOR FILE

Hometown.....Phoenix, Ariz.
High School.....St. Mary's
College.....Washington, 2017

ASST. COACHING HISTORY

Years.....5
NCAA Tournaments.....4
.....2017, 2018, 2021, 2022

NCAA TOURNAMENTS (4)

2017.....Drake.....R64
2018.....Drake.....R64
2021.....Arkansas.....R64
2022.....Oklahoma.....R32

COACHING HISTORY

2021-Present: Oklahoma
Assistant Coach
2019-21: Arkansas
Assistant Coach
2017-19: Drake
Graduate Assistant



Leah Beasley
WBB Sport Administrator
Executive Assoc. AD of External Engagement
(1st Year at OU)



Brittani Beaver
Athletic Trainer
(11th Year at OU)



Ethan Burton
Video Coordinator
(8th Year at OU)



Shannon Gage
Dir. Basketball Ops
(2nd Year at OU)



Courtney Harris
Dir. Recruiting and Ops
(2nd Year at OU)



Abbie Herkelman
Nutritionist
(2nd Year at OU)



Tyus Hooks
WBB Program Coord.
(1st Year at OU)



Markisha Kastantin
Dir. Player Personnel
(2nd Year at OU)



Max Krieger
Academic Adviser
(2nd Year at OU)



Josh Massey
GM of Ticket Solutions
(1st Year at OU)



Dr. Cale Challis
Team Physician



Rob Patterson
Asst. Director, Marketing
(2nd Year at OU)



Keldon Peak
Strength and Performance
(2nd Year at OU)



Madison Plummer
Director, Video Content
(1st Year at OU)



Josh Poteet
Asst. Director, Comms.
(3rd Year at OU)



Johnny Smiley
Director, Creative Content
(2nd Year at OU)

THE SOONERS

THE SOONERS



JOSEPH HARROZ JR.

PRESIDENT, UNIVERSITY OF OKLAHOMA



Serving the University of Oklahoma for over 26 years in various leadership roles, Joseph Harroz Jr. was named the 15th president of OU on May 9, 2020. Harroz's previous service to the university includes a one-year term as interim president, nine years as dean of the College of Law, 12

years as general counsel, and two years as vice president for executive affairs.

As president of OU, Harroz led the development of the university's Strategic Plan — a comprehensive strategy that positions OU as one of the nation's leading public research universities marked by a transformative student experience. At the heart of the plan is the university's fundamental purpose — We Change Lives — three small but powerful words that carry deep meaning. The complete Strategic Plan is available at ou.edu/leadon.

Under Harroz's leadership, OU is making remarkable strides toward the fulfillment of the Strategic Plan. In fall 2021, OU welcomed its largest, most diverse, and highest academically qualified class in the school's 131-year history — a quarter of whom are first-generation college students. Research at OU has not only recovered from the challenges presented by the COVID-19 pandemic, its growth has exceeded the goals set forth in the Strategic Plan, which calls for 7% to 10% annual growth in research



expenditures over seven years, relative to FY2019. As of FY2021, research expenditures reached over \$387.2 million university-wide, an increase of 25.3% since the FY2019 benchmark. The university has enjoyed historic fundraising, receiving a record \$317 million in gifts and pledges during FY2022.

An abundance of other successes have come to life since the Strategic Plan's launch two years ago — the addition of premier freshman housing, the merger of OU Health, joining the SEC, and more. Altogether, these endeavors are sparking a new era of excellence at OU.

A native Oklahoman, Harroz graduated Phi Beta Kappa from OU in 1989 with a Bachelor of Arts degree in economics and a minor in zoology. He earned his J.D. in 1992 from Georgetown University Law Center.



JOE CASTIGLIONE

VICE PRESIDENT FOR INTERCOLLEGIATE ATHLETICS PROGRAMS AND DIRECTOR OF ATHLETICS



It would be difficult to find an athletics administrator who has experienced the long-term success at a legendary program that Joe Castiglione has had at the University of Oklahoma. However, it was his response to the COVID-19 pandemic that demonstrated the leader he really is.

As the pandemic arrived, then continued to worsen, Castiglione helped lead the department through the sudden ending of the academics and athletics year with a calm and determined approach. His leadership gave OU's student-athletes, coaches and staff reasons to be confident that the Sooners would get through the challenges that awaited.

Now in his 25th year, he leads an OU Athletics Department that hardly resembles the one that welcomed him in July of 1998. In fact, the Sooners have won 22 of their 41 team national championships since he arrived in Norman. He has celebrated 101 conference titles in that same period. Those numbers would surely be higher if the 2019-20 year had not had winter and spring postseason events wiped out. It's more than success that sets his tenure apart — it is the consistency of that success that makes the department stand out from others.

By creating a positive culture based on core values, a dynamic vision and a collaborative spirit, Castiglione has made OU Athletics a "destination of choice" and a world-class experience for student-athlete development.

The 2021-22 academic year yielded another accomplished campaign in school history. OU's sixth softball national championship (fifth in the last nine years) and women's gymnastics' fifth (all in the last eight years) led the way, while three other teams (baseball, men's gymnastics and women's tennis) were national runners-up. Softball won its 10th straight Big 12 crown, women's gymnastics its ninth in the last 10 years, men's golf its third and women's tennis its first. Softball's Jocelyn Alo was named the 2022 USA Softball Collegiate Player of the Year for the second consecutive year, won the ESPY award for best female college athlete and was honored as the Honda Sport Award winner for softball. She was also named 2021-22 Big 12 Female Athlete of the Year, giving OU 11 of the last 21 Big 12 Athletes of the Year.

The Learfield Director's Cup recognizes overall program excellence. The Sooners have ranked among the top 25 in 19 of his 24 years and finished 10th in 2021-22, their best showing since 2012-13. (With the interruption of competition schedules, the Learfield Director's Cup was not awarded for 2019-20.)

GPA numbers and graduation rates continue to set program records. OU's program-record 3.20 cumulative 2022 spring semester GPA marked the 21st consecutive term that OU's student-athletes as a group recorded a 3.0 or better figure. And the latest graduation success rate report (2020-21) reflects an OU-record 89% figure.

OU Athletics, one of the few remaining self-sustaining departments nationally, has been a model of fiscal responsibility, closing the books in the black in each of his first 22 years, including the pandemic-shortened 2019-20 season, and again in 2021-22. Castiglione's responsible approach has benefited the general campus. Through direct and indirect support, the athletics department provides more than \$9 million annually to OU's academics budget. It also established an endowment at Bizzell Library and partnered with the



THE SOONERS

THE SOONERS



president's office to eliminate the admission fee at OU's internationally known Fred Jones Jr. Museum of Art.

Athletics facilities improvement and construction have been carried out at a record pace and Castiglione takes pride in the fact that those improvements have been funded with private donations. Castiglione was instrumental in the athletics department's major campaign, Great Expectations: The Campaign for Sooner Sports, that impacted each of OU's sports and became a national model. And during the 2021-22 fiscal year, OU Athletics received a record-breaking \$109 million in donations and pledges (the previous single-year record was \$58 million).

A \$160 million Gaylord Family — Oklahoma Memorial Stadium renovation was completed prior to the 2017 season and included enclosure of the south end zone, new seating options for Sooner fans and new team facilities, and the Griffin Family Performance Center for men's and women's basketball at Lloyd Noble Center opened in 2018. Construction on a new \$42 million softball stadium is set to begin this year. Other plans include \$15 million in renovations at baseball and new team facilities for golf, gymnastics, tennis and track. The \$75 million Headington Hall provides housing for the general student population as well as student-athletes. The state-of-the-art building opened in August 2013 and won the President's Trophy as the outstanding housing unit on campus four times. It makes OU the leader in providing an engaging community living option for students.

Castiglione was named Co-National Athletic Director of the Year in May 2018 by the Sports Business Journal. He had won the award in 2009 and been a finalist in 2016. A survey conducted by Sports Illustrated in the summer of 2017 named him the best athletics director in the country and Stadium selected him in 2020 as the nation's top AD. Other awards and honors include the 2018 Katha Quinn Award (U.S. Basketball Writers of America); 2018 induction into the Oklahoma Sports Hall of Fame; the 2013 John L. Toner Award (National Football Foundation and College Hall of Fame); Carl Maddox Sports Management Award (United States Sports Academy); 2000 and 2018 Athletics Director of the Year (NACDA); 2004 Athletics Director of the Year (Bobby Dodd Foundation); 2003 induction into the National Association of Collegiate Marketing Administrators Hall of Fame; and the 2001 General Robert R. Neyland Athletic Director Award for lifetime achievement (All-American Football Foundation).

He completed a master's of education degree in May 2007



» The Castiglione Family

and became an adjunct professor in OU's Jeannine Rainbolt College of Education, teaching graduate classes in marketing, development and leadership in higher education. He serves on the college's board of advocates and received the "Award of Distinction" given by the college in 2019. He was recognized for his distinguished service by OU's College of Arts and Sciences and was named a Price College Distinguished Partner in 2018.

Hired on April 30, 1998, Castiglione previously served as athletics director at Missouri for more than five years. His career began as the sports promotions director at Rice. Other stops included director of athletic fund-raising at Georgetown, then director of communications and marketing at Missouri. He marks his 30th year of serving student-athletes as an athletics director with the 2022-23 academic year.

A 1979 Maryland graduate, Castiglione received the university's Distinguished Alumnus Award in April 2007 and was inducted into the State of Missouri's Sports Hall of Fame in November 2015.

He completed a term on the College Football Playoff Committee in January 2021, making him the only person in history to serve on that committee as well as the NCAA Division I Men's Basketball and Baseball committees. He has served on multiple NCAA committees and commissions including the NCAA's Board of Governor's Commission to Combat Sexual Violence on Campus, NCAA Championship/Competition Cabinet, the NCAA Division I Women's Basketball Discussion Group and the United States Olympic Committee Athlete Career and Education Strategic Working Group. He also serves on the Gatorade Collegiate Advisory Board and the National Football Foundation and College Football Hall of Fame Board of Directors.

Castiglione is a past president of both the Division I-A

Athletic Directors Association and NACDA. He also served three terms as the chair of the Big 12 Board of Athletics Directors. A former member of the Phi Delta Theta Foundation Board of Trustees, he is a highly requested speaker at annual conventions and continuing education institutes. In November 2011, his hometown recognized him by selecting him for the Broward County (Fla.) Sports Hall of Fame.

Locally, he served the United Way of Norman, among other organizations. His third term as OU's campus co-chair resulted in the highest recorded contributions ever by faculty, staff and students to the United Way of Norman's annual campaign. He encourages student-athletes and athletics staff to engage in those efforts as well, as OU Athletics representatives participate in more than 5,000 hours of community service each year.

A native of Fort Lauderdale, Fla., Castiglione is married to the former Kristen Bartel, a 1990 graduate of the University of Missouri. They are the parents of two sons, Joseph Jr., who earned a Bachelor of Business Administration degree and a master's degree from OU in 2019 and 2021, respectively, and Jonathan, who is an OU senior.



OKLAHOMA'S 22 NATIONAL CHAMPIONSHIPS UNDER CASTIGLIONE

More than half of Oklahoma's team national championships — 22 of 41 — have come since Joe Castiglione was hired as athletics director in 1998. Not including the pandemic-shortened 2019-20 school year, the Sooners have won at least one national title in each of the last nine years, and have totaled 15 during that period. In spring 2017 alone, OU captured national championships in men's and women's gymnastics, men's golf and softball, all in the span of 52 days.

Men's gymnastics has won nine national championships since Castiglione arrived in Norman while softball has won six, women's gymnastics five and football and men's golf one each.

YEAR	SPORT	HEAD COACH
2000	SOFTBALL	PATTY GASSO
2000	FOOTBALL	BOB STOOPS
2002	M. GYMNASTICS	MARK WILLIAMS
2003	M. GYMNASTICS	MARK WILLIAMS
2005	M. GYMNASTICS	MARK WILLIAMS
2006	M. GYMNASTICS	MARK WILLIAMS
2008	M. GYMNASTICS	MARK WILLIAMS
2013	SOFTBALL	PATTY GASSO
2014	W. GYMNASTICS	K.J. KINDLER
2015	M. GYMNASTICS	MARK WILLIAMS
2016	W. GYMNASTICS	K.J. KINDLER
2016	M. GYMNASTICS	MARK WILLIAMS
2016	SOFTBALL	PATTY GASSO
2017	W. GYMNASTICS	K.J. KINDLER
2017	M. GYMNASTICS	MARK WILLIAMS
2017	MEN'S GOLF	RYAN HYBL
2017	SOFTBALL	PATTY GASSO
2018	M. GYMNASTICS	MARK WILLIAMS
2019	W. GYMNASTICS	K.J. KINDLER
2021	SOFTBALL	PATTY GASSO
2022	W. GYMNASTICS	K.J. KINDLER
2022	SOFTBALL	PATTY GASSO

THE SOONERS

THE SOONERS



JOE CASTIGLIONE
Vice President and
Director of Athletics



LARRY NAIFEH
Executive Deputy
AD/COO



MARCUS BOWMAN
Deputy AD, CFO and
Business Strategy



ARMANI DAWKINS
Deputy AD,
Sports Administration



CAROL LUDVIGSON
Deputy AD,
Student-Athlete Exp.



ZAC SELMON
Deputy AD, External
Engagement and
Advancement



TOBY BALDWIN
Executive Assoc. AD,
NIL and Operational
Advancement



LEAH BEASLEY
Executive Associate AD,
External Engagement



GREG TIPTON
Executive Associate
AD, Internal Operations,
Facilities and Events



JASON LEONARD
Executive Director of
Compliance



MIKE MEADE
Senior Associate AD,
Academic Services



MATT SCHAEPERKOETTER
Associate AD,
Athletics Advancement



JOEY BAILEY
Associate AD,
Strategic Initiatives
Administrator



DR. NICOLE BEEN
Associate AD,
Diversity, Equity and
Inclusion



BRAD CAMP
Associate AD,
Internal Operations



TYLER COFOR
Associate AD,
Fan Engagement
& Production



ROBERT FULTON
Associate AD, Athletic
Medicine, Student-
Athlete Health & Wellness



MIKE HOUCK
Associate AD,
Strategic
Communications



KENDALL MAYER
Associate AD,
Athletics Advancement



JACOB POTTER
Associate AD,
Video Services



BRENTON SUMLER
Associate AD, Student-
Athlete Experience and
Well-Being/Conduct and
Accountability



McK WILLIAMS
Associate AD,
Ticketing and
Advancement Services



KYLE BUTCHER
Assistant AD,
Headington Hall
Operations



SUNA CICEKLI
Assistant AD,
People and Culture




DANNY DAVIS
Assistant AD,
Facility Operations



BRYANT HOUK
Assistant AD,
Event and Game
Operations



BECCA OPHEIM
Assistant AD,
Digital Strategy and
Innovation



JAYE RIDEAUX
Assistant AD,
Academic Support
Services



CARRIE UTLEY
Assistant AD,
Business Operations



DANNY DAVIS
Faculty Athletics
Representative

2021-22 SEASON

REVIEW



AUBREY JOENS

SKYLAR VANN



Date	Opponent	W/L	Score	Margin	Attend.	Points Leader	Rebounds Leader	Assists Leader
11/9	at (RV) South Dakota	W	73-71	2	3106	Llanusa/Williams - 19	Robertson - 8	Tucker/Williams - 3
11/12	Arkansas State	W	101-89	12	3751	Williams - 18	Svoboda - 9	Three tied - 4
11/16	Central Arkansas	W	78-54	24	1333	Llanusa - 16	Vann - 11	Llanusa - 4
11/20	#9 Oregon	L	98-93	5	875	Robertson - 29	Vann - 9	Robertson - 8
11/21	Buffalo	W	93-72	21	591	Robertson - 27	Williams - 12	Washington - 7
11/22	Minnesota	W	88-69	19	267	Robertson - 19	Williams - 11	Washington - 8
11/30	at SMU	W	84-72	12	477	Llanusa - 25	Llanusa - 8	Washington - 10
12/4	Mississippi State*	W	94-63	31	1400	Robertson - 22	Williams - 11	Tot - 5
12/7	Eastern Michigan	W	94-58	36	1267	Robertson - 21	Williams - 10	Williams/Tot - 3
12/10	#16 BYU	W	99-91 (OT)	8	1527	Williams - 25	Williams - 14	Williams/Robertson - 4
12/21	Utah	W	83-76	7	1705	Robertson - 19	Scott - 7	Washington - 4
12/29	Wichita State	W	89-67	22	1809	Vann - 21	Scott - 12	Washington - 14
1/2	at Texas Tech	W	97-91	6	4792	Williams - 24	Robertson - 7	Washington/Robertson - 7
1/5	#12 Iowa State	L	81-71	10	1582	Williams - 26	Williams/Vann - 9	Tucker - 6
1/8	at Kansas	W	82-68	14	1644	Robertson - 24	Williams - 11	Tot - 8
1/12	#14 Baylor	W	83-77	6	2002	Vann - 22	Vann - 7	Williams - 7
1/15	TCU	W	100-71	29	2460	Williams - 21	Williams - 11	Robertson - 7
1/19	at West Virginia	W	88-76	12	1084	Williams - 23	Williams - 9	Tot - 8
1/23	at (RV) Kansas State	L	94-65	29	4347	Robertson - 19	Svoboda - 7	Robertson/Tot - 4
1/26	Oklahoma State	W	84-58	26	2668	Scott - 22	Williams - 7	Washington - 7
1/29	#9 Texas	W	65-63	2	3315	Williams - 23	Robertson - 10	Tot - 7
2/2	at #9 Baylor	W	78-77	1	4274	Williams - 20	Williams - 8	Williams - 5
2/5	West Virginia	W	101-99 (2OT)	2	2404	Robertson - 26	Williams - 9	Washington - 7
2/12	at #16 Texas	L	78-63	15	3793	Williams - 16	Williams - 5	Five tied - 2
2/16	Texas Tech	L	97-87	10	1769	Vann - 17	Three tied - 6	Tot - 4
2/19	at #6 Iowa State	L	89-67	22	11321	Williams - 20	Robertson - 7	Tot - 4
2/23	at TCU	W	92-57	35	1466	Vann - 17	Scott - 9	Washington - 7
2/26	Kansas State	W	72-69	3	3038	Williams - 18	Williams - 18	Scott - 3
3/2	at Oklahoma State	W	79-76	3	2450	Robertson/Vann - 19	Robertson - 11	Tot/Washington - 4
3/5	(RV) Kansas	L	73-67	6	3104	Vann - 17	Williams - 9	Robertson/Tucker - 4
3/11	(RV) Kansas^	W	80-68	12	3642	Williams/Robertson - 19	Williams - 11	Williams - 7
3/12	#4 Baylor^	L	91-76	15	5,013	Williams - 33	Williams - 8	Tot - 4
3/19	(13) IUPUI*	W	78-72	6	3,952	Robertson - 22	Tot - 8	Robertson - 4
3/21	(5) Notre Dame*	L	108-64	44	3,258	Robertson - 19	Vann - 9	Tucker - 4

Associated Press rankings in parentheses
 \$ SEC/Big 12 Challenge (Athens, Ga.)
 ^ Big 12 Championship (Kansas City, Mo.)
 * NCAA Tournament (Norman, Okla.)

Attendance Summary	Totals	Home	Away	Neutral
All Games	25-9	14-4	8-3	3-2
Big 12 Games	12-6	6-3	6-3	
Non-Conference Games	13-3			

Attendance Summary	Totals	Avg./Game
Home	42,344	2,352
Away	38,754	3,523
Neutral Sites	17,598	3,519
Total	98,696	2,902

Opponent	Date	Score	Total		3-Pointers		Free throws		Rebounds					PTS		AVG					
			FG	PCT	3FG	PCT	FT	PCT	OFF	DEF	TOT	AVG	PF	A	TO		BLK	STL			
at South Dakota	11/09/2021	73-71	W	27-67	.403	10-27	.370	9-11	.818	14	25	39	39.0	22	13	21	2	5	73	73.0	
Arkansas St.	11/12/2021	101-89	W	37-76	.487	9-33	.273	18-24	.750	20	27	47	43.0	27	21	15	4	10	101	87.0	
Central Ark.	11/16/2021	78-54	W	25-59	.424	6-26	.231	22-34	.647	13	27	40	42.0	13	17	19	5	10	78	84.0	
vs Oregon	11/20/2021	93-98	L	26-73	.356	14-36	.389	27-33	.818	15	26	41	41.8	26	22	16	1	10	93	86.3	
vs Buffalo	11/21/2021	93-72	W	36-88	.409	13-41	.366	6-7	.857	22	31	53	44.0	22	29	12	3	8	93	87.6	
vs Minnesota	11/22/2021	88-69	W	35-77	.455	11-29	.379	7-11	.636	18	33	51	45.2	16	22	19	2	10	88	87.7	
at SMU	11/30/2021	84-72	W	30-59	.508	9-29	.310	15-20	.750	10	37	47	45.4	20	26	26	3	7	84	87.1	
Mississippi St.	12/04/2021	94-63	W	33-68	.485	10-25	.400	18-21	.857	8	36	44	45.3	11	17	17	0	11	94	88.0	
Eastern Mich.	12/07/2021	94-58	W	30-71	.423	7-25	.280	27-31	.871	14	30	44	45.1	17	14	16	2	12	94	88.7	
BYU	12/10/2021	99-91	Wot	31-73	.425	13-29	.448	24-32	.750	17	39	56	46.2	15	19	23	5	11	99	89.7	
Utah	12/21/2021	83-76	W	29-65	.446	6-19	.316	19-27	.704	12	22	34	45.1	16	13	16	4	17	83	89.1	
Wichita St.	12/29/2021	89-67	W	33-71	.465	10-27	.370	13-18	.722	13	37	50	45.5	12	29	21	7	11	89	89.1	
at Texas Tech	01/02/2022	97-91	W	35-74	.473	13-33	.394	14-18	.778	13	25	38	44.9	22	26	15	3	8	97	89.7	
Iowa St.	01/05/2022	71-81	L	28-64	.438	7-23	.304	9-12	.667	7	30	37	44.4	20	17	17	10	6	71	88.4	
at Kansas	01/08/2022	82-68	W	28-64	.438	10-29	.345	16-20	.800	11	34	45	44.4	20	20	21	5	10	82	87.9	
Baylor	01/12/2022	83-77	W	28-61	.459	14-27	.519	13-18	.722	9	19	28	43.4	21	23	14	3	10	83	87.6	
TCU	01/15/2022	100-71	W	37-69	.536	11-25	.440	15-21	.714	7	25	32	42.7	19	26	18	2	7	100	88.4	
at West Virginia	01/19/2022	88-76	W	28-57	.491	10-22	.455	22-31	.710	10	31	41	42.6	23	22	21	3	10	88	88.3	
at Kansas St.	01/23/2022	65-94	L	23-61	.377	7-21	.333	12-15	.800	5	21	26	41.7	19	14	17	2	7	65	87.1	
Oklahoma St.	01/26/2022	84-58	W	29-59	.492	5-16	.313	21-28	.750	9	32	41	41.7	17	16	18	3	12	84	87.0	
Texas	01/29/2022	65-63	W	20-51	.392	5-19	.263	20-26	.769	7	30	37	41.5	23	13	27	0	14	65	85.9	
at Baylor	02/02/2022	78-77	W	28-64	.438	4-20	.200	18-21	.857	15	31	46	41.7	25	18	20	0	11	78	85.5	
West Virginia	02/05/2022	101-99	Wot2	32-72	.444	13-28	.464	24-35	.686	12	26	38	41.5	23	18	24	4	20	101	86.2	
at Texas	02/12/2022	63-78	L	23-51	.451	6-21	.286	11-16	.688	8	15	23	40.8	23	11	21	2	11	63	85.3	
Texas Tech	02/16/2022	87-97	L	31-69	.449	8-27	.296	17-19	.895	9	23	32	40.4	29	20	14	2	8	87	85.3	
at Iowa St.	02/19/2022	67-89	L	25-59	.424	7-24	.292	10-14	.714	10	24	34	40.2	19	15	18	3	7	67	84.6	
at TCU	02/23/2022	92-57	W	33-67	.493	15-36	.417	11-15	.733	5	39	44	40.3	15	25	16	4	13	92	84.9	
Kansas St.	02/26/2022	72-69	W	26-55	.473	8-23	.348	12-13	.923	6	32	38	40.2	12	13	20	2	5	72	84.4	
at Oklahoma St.	03/02/2022	79-76	W	26-53	.491	9-21	.429	18-22	.818	11	31	42	40.3	19	17	25	4	7	79	84.2	
Kansas	03/05/2022	67-73	L	25-79	.316	11-40	.275	6-9	.667	16	31	47	40.5	18	17	23	1	13	67	83.7	
vs Kansas	03/11/2022	80-68	W	30-75	.400	10-33	.303	10-15	.667	18	35	53	40.9	15	25	19	3	10	80	83.5	
vs Baylor	03/12/2022	76-91	L	25-64	.391	9-28	.321	17-18	.944	14	28	42	40.9	16	13	13	2	1	76	83.3	
IUPUI	03/19/2022	78-72	W	27-63	.429	8-23	.348	16-24	.667	9	33	42	41.0	15	16	10	4	7	78	83.2	
Notre Dame	03/21/2022	64-108	L	21-65	.323	6-21	.286	16-26	.615	17	28	45	41.1	15	14	28	5	7	64	82.6	
Total			2808		980-2243	.437	316-906	.349	532-705	.755	404	993	1397	41.1	645	641	640	105	326	2808	82.6
Opponents			2613		950-2328	.408	208-725	.287	505-705	.716	458	914	1372	40.4	626	498	590	127	317	2613	76.9

Oklahoma Averages

Games Played	Points/game	FG Pct	3FG Pct	FT Pct	Rebounds/game	Assists/game	Turnovers/game	Assist/Turnover ratio	Steals/game	Blocks/game
34	62.6	49.7	34.9	75.5	41.1	18.9	18.8	1.0	9.6	3.1



» The Sooners completed their first regular season sweep of Baylor since 2010 in the 2021-22 campaign, knocking off the top-25 ranked Bears in Norman and Waco.

SEASON REVIEW

SEASON REVIEW



» ALL GAMES (25-9)

Player	GP-GS	MIN/G	FG%	3FG%	FT%	R/G	A/G	STL	BLK	PTS/G
GREGORY, Gabby	18-0	8.0	.235	.219	1.000	1.3	0.3	1	1	2.6
LAMPKIN, Nydia	28-10	13.2	.419	.400	.667	2.8	1.0	6	9	3.1
LLANUSA, Ana	10-10	28.8	.397	.294	.800	4.1	2.3	18	3	17.3
MOSER, Jordan	6-0	1.5	.000	.000	.000	0.0	0.0	0	0	0.0
PERKINS, Kaley	26-0	8.2	.426	.429	1.000	1.0	0.4	3	5	2.6
ROBERTSON, Taylor	34-34	34.4	.487	.444	.928	4.7	3.1	37	13	17.2
SCOTT, Liz	33-24	15.1	.476	.167	.683	4.5	0.8	26	27	6.6
SVOBODA, Emma	23-0	8.0	.524	.000	.500	1.9	0.3	4	11	2.3
TOT, Nevaeh	33-18	26.2	.435	.338	.776	3.0	3.3	47	0	6.3
TUCKER, Kennady	34-24	24.0	.376	.286	.631	2.6	2.2	40	3	5.0
VANN, Skylar	33-1	21.0	.450	.344	.723	5.8	1.5	49	21	11.8
WASHINGTON, Kelbie	31-16	20.6	.335	.207	.739	2.2	3.7	48	5	6.7
WHITE, Bre'Yon	10-0	3.2	.500	.000	.333	0.6	0.1	2	0	1.1
WILLIAMS, Madi	33-33	29.0	.469	.311	.722	7.6	2.6	45	7	18.0

» BIG 12 GAMES (12-6)

Player	FG-FGA	FG%	3FG-3FGA	3FG%	FT-FTA	FT%	PTS	PTS/G	FG-FGA	FG%	3FG-3FGA	3FG%	FT-FTA	FT%	PTS	PTS/G
GREGORY, Gabby	11-43	.256	7-29	.241	14-14	1.000	43	3.1	185-475	.389	77-233	.330	130-153	.850	577	11.5
LAMPKIN, Nydia	17-34	.500	1-2	.500	3-4	.750	38	2.7	55-133	.414	1-4	.250	20-33	.606	131	2.6
MOSER, Jordan	0-1	.000	0-0	.000	0-0	.000	0	0.0	0-4	.000	0-3	.000	0-0	.000	0	0.0
PERKINS, Kaley	16-32	.500	13-27	.481	1-1	1.000	46	3.1	16-32	.500	13-27	.481	1-1	1.000	46	3.1
ROBERTSON, Taylor	82-170	.482	52-125	.416	54-57	.947	270	15.0	328-728	.451	231-556	.415	210-226	.929	1097	15.2
SCOTT, Liz	48-98	.490	1-5	.200	30-46	.652	127	7.1	68-146	.466	1-5	.200	37-69	.536	174	5.3
SVOBODA, Emma	5-16	.313	0-0	.000	1-4	.250	11	1.0	5-16	.313	0-0	.000	1-4	.250	11	1.0
TOT, Nevaeh	45-98	.459	16-40	.400	22-26	.846	128	7.1	84-207	.406	26-73	.356	40-51	.784	234	6.5
TUCKER, Kennady	34-88	.386	13-43	.302	24-32	.750	105	5.8	42-130	.323	14-55	.255	32-48	.667	130	3.3
VANN, Skylar	95-206	.461	31-79	.392	22-30	.733	243	13.5	152-326	.466	45-133	.338	32-47	.681	381	10.6
WASHINGTON, Kelbie	33-91	.363	7-29	.241	33-47	.702	106	7.1	33-91	.363	7-29	.241	33-47	.702	106	7.1
WHITE, Bre'Yon	0-1	.000	0-1	.000	0-2	.000	0	0.0	0-1	.000	0-1	.000	0-2	.000	0	0.0
WILLIAMS, Madi	119-251	.474	22-75	.293	64-90	.711	324	18.0	450-980	.459	46-148	.311	195-289	.675	1141	16.3



» Taylor Robertson became the first player in NCAA women's basketball history to sink 100 3-pointers in three different seasons, highlighted by her 124 made treys in 2021-22.



» HOME GAMES (14-4)

Player	GP-GS	MIN/G	FG%	3FG%	FT%	R/G	A/G	STL	BLK	PTS/G
GREGORY, Gabby	8-0	7.7	.200	.167	1.000	1.4	0.6	1	1	2.3
LAMPKIN, Nydia	14-5	14.1	.357	.400	.333	3.4	0.9	4	6	2.4
LLANUSA, Ana	5-5	25.1	.393	.250	.846	3.2	1.8	12	1	15.6
MOSER, Jordan	4-0	1.7	.000	.000	.000	0.0	0.0	0	0	0.0
PERKINS, Kaley	15-0	7.8	.406	.423	1.000	1.1	0.6	3	1	2.6
ROBERTSON, Taylor	18-18	34.7	.475	.428	.881	3.7	2.8	24	8	16.3
SCOTT, Liz	17-13	14.8	.451	.000	.691	4.6	0.7	12	17	29.17
SVOBODA, Emma	12-0	8.3	.522	.000	.563	2.2	0.3	3	7	2.8
TOT, Nevaeh	17-9	26.6	.500	.417	.788	3.4	2.8	29	0	8.1
TUCKER, Kennady	18-13	25.7	.342	.263	.605	2.6	2.4	19	2	5.0
VANN, Skylar	18-1	21.6	.458	.377	.690	6.1	1.9	25	12	12.3
WASHINGTON, Kelbie	17-9	20.8	.365	.257	.760	2.1	3.2	35	2	8.2
WHITE, Bre'Yon	8-0	3.5	.500	.000	.333	0.5	0.1	2	0	1.1
WILLIAMS, Madi	17-17	29.7	.479	.235	.711	7.8	2.4	22	6	17.6

» AWAY GAMES (8-3)

Player	GP-GS	MIN/G	FG%	3FG%	FT%	R/G	A/G	STL	BLK	PTS/G
GREGORY, Gabby	8-0	8.9	.320	.294	1.000	1.3	0.1	0	0	3.4
LAMPKIN, Nydia	9-2	11.7	.500	.000	.750	1.6	0.9	2	3	3.8
LLANUSA, Ana	2-2	35.7	.444	.348	1.000	6.0	4.0	3	1	22.0
MOSER, Jordan	1-0	1.3	.000	.000	.000	0.0	0.0	0	0	0.0
PERKINS, Kaley	7-0	10.9	.474	.438	1.000	1.0	0.3	0	4	3.7
ROBERTSON, Taylor	11-11	34.5	.519	.453	.974	5.9	3.1	9	5	16.4
SCOTT, Liz	11-9	16.1	.519	.250	.550	4.5	0.9	10	7	6.2
SVOBODA, Emma	8-0	8.3	.471	.000	.000	1.9	0.4	1	3	2.0
TOT, Nevaeh	11-7	26.9	.327	.261	.700	2.2	3.8	13	0	4.1
TUCKER, Kennady	11-9	23.3	.431	.350	.647	2.7	2.1	18	1	5.6
VANN, Skylar	10-0	20.4	.472	.359	.750	4.7	1.1	13	4	12.6
WASHINGTON, Kelbie	9-4	21.3	.286	.133	.724	2.6	4.2	9	3	5.2
WILLIAMS, Madi	11-11	27.6	.479	.314	.765	6.2	2.5	18	0	17.5

» NEUTRAL SITE GAMES (3-2)

Player	GP-GS	MIN/G	FG%	3FG%	FT%	R/G	A/G	STL	BLK	PTS/G
GREGORY, Gabby	2-0	5.4	.000	.000	1.000	1.5	0.0	0	0	1.0
LAMPKIN, Nydia	5-3	13.7	.438	.000	.714	3.6	1.2	0	0	3.8
LLANUSA, Ana	3-3	30.3	.367	.300	.600	4.3	2.0	3	1	17.0
MOSER, Jordan	1-0	0.9	.000	.000	.000	0.0	0.0	0	0	0.0
PERKINS, Kaley	4-0	4.9	.333	.000	.000	0.5	0.0	0	0	0.5
ROBERTSON, Taylor	5-5	32.9	.471	.475	1.000	5.6	4.0	4	0	22.2
SCOTT, Liz	5-2	13.7	.478	.333	1.000	4.2	0.8	4	3	6.0
SVOBODA, Emma	3-0	5.9	1.000	.000	.000	0.7	0.3	0	1	1.3
TOT, Nevaeh	5-2	23.0	.391	.250	.833	3.6	3.8	5	0	5.2
TUCKER, Kennady	5-2	19.0	.368	.200	.800	2.4	1.8	3	0	3.8
VANN, Skylar	5-0	20.1	.367	.176	1.000	7.2	1.0	11	5	8.2
WASHINGTON, Kelbie	5-3	19.1	.269	.125	.667	2.0	4.6	4	0	4.2
WHITE, Bre'Yon	2-0	2.0	.500	.000	1.0	0.0	0	0	0	1.0
WILLIAMS, Madi	5-5	29.7	.429	.433	.647	9.8	3.6	5	1	20.4



» Oklahoma won 14 games at Lloyd Noble Center in 2021-22, becoming the fifth team in program history and first since 2013-14 to collect 14 home victories.

SEASON REVIEW

SEASON REVIEW



Date	Opponent	1 TOT	4 TUCKER	10 WASHINGTON	12 GREGORY	13 MOSEY	14 WHITE	21 LAMPKIN	22 LLANUSA	23 PERKINS	24 VANN	25 WILLIAMS	30 ROBERTSON	33 SVOBODA	34 SCOTT
11/9	at South Dakota	2-4-2	0-2-3	2-1-0	DNP	DNP	DNP	2-2-1	19-4-2	DNP	6-2-1	19-4-3	17-8-1	6-2-0	0-0-4
11/12	Arkansas St.	10-3-2	3-3-2	7-3-4	DNP	DNP	2-0-0	4-5-1	16-4-1	0-0-0	10-6-3	18-7-4	17-4-4	14-9-0	DNP
11/16	Central Arkansas	3-1-3	0-0-1	7-2-2	DNP	DNP	0-1-0	3-4-1	16-4-4	5-0-0	12-11-0	15-4-3	5-3-3	4-3-0	8-2-0
11/20	#9 Oregon	1-4-3	4-2-0	5-2-0	DNP	DNP	DNP	3-2-1	18-4-3	DNP	5-9-3	19-7-4	29-1-8	2-1-0	7-3-0
11/21	Buffalo	5-3-5	2-1-2	2-3-7	DNP	0-0-0	2-0-0	4-3-0	16-4-3	0-0-0	12-8-0	19-12-5	27-7-5	0-0-0	4-5-2
11/22	Minnesota	4-4-2	5-0-4	6-1-8	DNP	DNP	0-2-0	4-3-1	17-5-0	0-0-0	15-7-2	12-11-0	19-6-4	2-1-1	4-4-0
11/30	at SMU	0-1-2	4-2-0	4-5-10	DNP	DNP	DNP	9-4-1	25-8-6	DNP	DNP	15-7-0	19-7-6	4-2-0	4-6-1
12/4	Mississippi St.	1-4-5	6-1-2	10-1-1	DNP	0-0-0	3-1-0	0-4-3	21-3-1	0-1-0	9-7-3	13-11-2	22-2-0	0-2-0	9-1-0
12/7	Eastern Michigan	7-1-3	0-3-1	16-1-1	DNP	0-0-0	0-0-0	2-6-1	17-2-2	3-0-1	7-3-1	16-10-3	21-2-1	5-1-0	0-8-0
12/10	#16 BYU	11-1-2	11-7-1	8-0-2	DNP	DNP	DNP	4-6-1	8-3-1	DNP	7-9-3	25-14-4	23-5-4	0-0-1	2-5-0
12/21	Utah	10-1-2	9-3-1	9-3-4	DNP	DNP	DNP	DNP	DNP	DNP	9-6-1	17-6-2	19-2-2	3-1-1	7-7-0
12/29	Wichita St.	DNP	12-2-2	11-6-14	DNP	0-0-0	4-2-1	DNP	DNP	6-5-3	21-8-3	DNP	19-5-3	2-3-0	14-12-3
1/2	at Texas Tech	9-1-3	8-6-1	10-3-7	0-2-0	DNP	DNP	2-0-1	DNP	DNP	19-5-0	24-4-4	17-7-7	0-2-0	8-2-3
1/5	#12 Iowa St.	9-6-1	4-1-6	11-0-2	DNP	DNP	DNP	2-0-0	DNP	0-0-0	3-9-1	26-9-2	8-4-5	0-1-0	8-5-0
1/8	at Kansas	5-3-8	4-1-2	5-0-5	DNP	DNP	DNP	DNP	DNP	DNP	16-9-1	20-11-2	24-6-1	DNP	8-9-1
1/12	#14 Baylor	11-4-4	9-4-4	6-1-3	DNP	DNP	0-0-0	DNP	DNP	DNP	22-7-3	18-3-7	15-5-2	DNP	2-3-0
1/15	TCU	16-5-6	9-0-3	DNP	0-2-2	DNP	0-0-0	DNP	DNP	9-3-0	20-6-1	21-11-5	6-1-7	3-2-0	16-2-2
1/19	at West Virginia	9-3-8	6-4-5	DNP	0-0-0	DNP	DNP	DNP	DNP	6-1-0	15-4-1	23-9-5	22-4-2	2-1-0	5-5-1
1/23	at (RV) Kansas St.	7-2-4	3-2-1	DNP	5-2-0	DNP	DNP	0-1-1	DNP	5-1-0	7-3-0	11-2-1	19-4-4	4-7-2	4-1-1
1/26	Oklahoma St.	7-4-1	3-1-1	6-2-6	2-3-0	0-0-0	0-0-0	0-0-0	DNP	8-2-0	12-3-4	13-7-0	9-3-2	2-4-1	22-6-0
1/29	#9 Texas	3-2-4	2-1-2	10-2-2	DNP	DNP	DNP	0-0-0	DNP	0-1-0	8-2-2	23-9-0	17-10-3	0-0-0	2-1-0
2/2	at #9 Baylor	2-3-2	5-5-1	8-4-0	3-0-0	DNP	DNP	2-0-1	DNP	0-0-0	8-7-2	20-8-5	14-7-4	DNP	16-5-0
2/5	West Virginia	6-3-4	8-7-1	17-2-7	3-0-0	DNP	DNP	0-0-0	DNP	0-1-0	14-4-2	22-9-2	26-1-2	DNP	5-7-0
2/12	at #16 Texas	9-1-2	6-2-2	3-1-2	0-0-0	DNP	DNP	4-1-0	DNP	6-0-0	4-4-2	16-5-2	13-1-1	0-0-0	2-3-0
2/16	Texas Tech	16-6-4	7-1-3	4-3-3	4-2-0	DNP	DNP	0-0-1	DNP	3-1-2	17-6-2	16-6-2	14-5-1	DNP	6-1-2
2/19	at #6 Iowa St.	2-3-4	7-3-2	4-2-1	3-1-0	DNP	DNP	0-0-1	DNP	3-3-1	15-1-2	20-6-2	5-7-2	0-0-0	8-6-0
2/23	at TCU	0-1-3	8-1-4	5-4-7	13-5-1	0-0-0	DNP	12-3-0	DNP	3-1-0	17-5-1	12-5-2	11-3-4	0-1-1	11-6-2
2/26	Kansas St.	9-1-2	2-3-2	2-3-0	5-0-0	DNP	DNP	7-7-1	DNP	0-0-0	10-3-1	18-10-1	17-5-2	0-0-1	2-3-3
3/2	at Oklahoma St.	0-2-4	11-2-0	6-3-4	3-0-0	DNP	DNP	3-3-2	DNP	3-1-0	19-7-2	13-6-1	19-11-3	DNP	2-3-1
3/5	Kansas	8-5-2	3-3-4	9-2-1	2-1-1	DNP	DNP	6-8-2	DNP	0-2-1	17-5-1	8-9-1	14-2-4	DNP	0-2-0
3/11	Kansas	8-2-5	4-7-2	7-3-5	0-2-0	DNP	DNP	6-5-2	DNP	2-0-0	4-5-0	19-11-7	19-7-3	DNP	1-8-1
3/12	#4 Baylor	8-5-4	4-2-1	1-1-3	2-1-0	DNP	DNP	2-5-2	DNP	0-2-0	5-7-0	33-8-2	17-7-0	DNP	4-1-1
3/19	(13) IUPUI	10-8-1	0-4-3	1-5-2	0-0-0	DNP	DNP	5-3-2	DNP	0-0-0	1-3-5	21-6-2	22-4-4	DNP	6-5-14
3/21	(5) Notre Dame	0-2-1	2-3-4	5-0-0	2-3-2	DNP	DNP	0-4-0	DNP	5-0-2	11-9-2	9-2-1	19-4-1	DNP	11-8-1

» OKLAHOMA HIGHS

Points	33, Madi Williams vs. #4 Baylor, March 12
Points in a Quarter	15, Taylor Robertson (3Q) vs. Eastern Michigan, Dec. 7
Points in a Half	17, Taylor Robertson (2H) vs. IUPUI, March 19
FGM	13, Madi Williams vs. #4 Baylor, March 13
FGA	24, Taylor Robertson vs. Buffalo, Nov. 21
FG% (min. 5 made)	1.000 (5-of-5), Taylor Robertson vs. #14 Baylor, Jan. 12
3P FGA	9, Taylor Robertson vs. Buffalo, Nov. 21
3P FGM	23, Taylor Robertson vs. Buffalo, Nov. 21
3P% (min. 3 made)	1.000 (5-of-5), Taylor Robertson vs. #14 Baylor, Jan. 12
FT Made	10, Liz Scott vs. Oklahoma State, Jan. 26
FT Attempts	12, (twice)
FT% (min. 5 made)	1.000 (8-of-8), Taylor Robertson (twice)
Rebounds	14, Madi Williams vs. #16 BYU, Dec. 10
Assists	14, Kelbie Washington vs. Wichita State, Dec. 29
Turnovers	7, (five times)
Blocked Shots	3, (seven times)
Steals	6, Nevaeh Tot vs. #9 Texas, Jan. 29

» OPPONENT HIGHS

Points	61, Ayoka Lee of Kansas State, Jan. 23
Points in a Half	32 (1H), Ayoka Lee of Kansas State, Jan. 23
Points in a Quarter	18 (2Q), Ayoka Lee of Kansas State, Jan. 23
Field Goals	23, Ayoka Lee of Kansas State, Jan. 23
Field Goal Attempts	32, NaLyssa Smith of Baylor, March 12
FG Pct. (min. 5 made)	.833 (10-of-12), Taylah Thomas of Texas Tech, Jan. 5
3-Point Field Goals	10, Tegen Graham of BYU, Dec. 10
3-Point Field Goal Attempts	17, Tegen Graham of BYU, Dec. 10
3-Point FG Pct. (min. 3 made)	1.000 (3-of-3) (twice)
Free Throws	15, Ayoka Lee of Kansas State, Jan. 23
Free Throw Attempts	17, Ayoka Lee of Kansas State, Jan. 23
Free Throw Pct. (min. 5 made)	1.000 (7-of-7), Audrey Warren of Texas, Jan. 12
Rebounds	21, Lauren Gustin of Utah, Dec. 10
Assists	10, Dru Gyllen of Utah, Dec. 21
Turnovers	7, (three times)
Blocked Shots	6 (three times)
Steals	6, Lauren Fields of Oklahoma State, March 2

» OU'S TOP INDIVIDUAL PERFORMANCES

POINTS

33Madi Williams vs. #4 Baylor, March 12
29Taylor Robertson vs. #9 Oregon, Nov. 20
27Taylor Robertson vs. Buffalo, Nov. 21
26Taylor Robertson vs. West Virginia, Feb. 5
26Madi Williams vs. #12 Iowa State, Jan. 5
25Two times

REBOUNDS

14Madi Williams vs. #16 BYU, Dec. 10
12Madi Williams at Kansas, Jan. 8
12Liz Scott vs. Wichita State, Dec. 29
12Madi Williams vs. Buffalo, Nov. 21
11Taylor Robertson at Oklahoma State, March 2
11Madi Williams vs. TCU, Jan. 15
11Madi Williams at Kansas, Jan. 8
11Madi Williams vs. Mississippi State, Dec. 4
11Madi Williams vs. Minnesota, Nov. 22
11Skylar Vann vs. Central Arkansas, Nov. 16
10Three times

ASSISTS

14Kelbie Washington vs. Wichita State, Dec. 29
10Kelbie Washington at SMU, Nov. 30
8Nevaeh Tot at West Virginia, Jan. 19
8Nevaeh Tot at Kansas, Jan. 8
8Taylor Robertson vs. #9 Oregon, Nov. 20
8Kelbie Washington vs. Minnesota, Nov. 22
7Nine times

BLOCKED SHOTS

3Skylar Vann vs. #14 Baylor, Jan. 12
3Madi Williams vs. #12 Iowa State, Jan. 5
3Skylar Vann vs. #12 Iowa State, Jan. 5
3Liz Scott vs. Wichita State, Dec. 29
3Emma Svoboda vs. Arkansas State, Nov. 12
3Liz Scott at TCU, Feb. 23
213 times

STEALS

6Nevaeh Tot, vs. #9 Texas
5Madi Williams at West Virginia, Jan. 19
5Kelbie Washington vs. Wichita State, Dec. 29
5Ana Llanusa vs. Central Arkansas, Nov. 16
4Nine times

3-POINT FIELD GOALS

9Taylor Robertson vs. Buffalo, Nov. 21
7Taylor Robertson vs. West Virginia, Feb. 5
7Taylor Robertson vs. #9 Oregon, Nov. 20
6Taylor Robertson vs. Mississippi State, Dec. 4
5Seven times

FREE THROW MAKES

10Liz Scott vs. Oklahoma State, Jan. 26
8Taylor Robertson at Oklahoma State, March 2
8Kelbie Washington vs. #16 BYU, Dec. 10
8Taylor Robertson vs. #9 Oregon, Nov. 20
8Madi Williams vs. Eastern Michigan, Dec. 7
8Taylor Robertson vs. IUPUI, March 19
7Four times

» OKLAHOMA

	HIGH	LOW
Points	101 vs. Arkansas State, vs. West Virginia (20T)	63 at #16 Texas
Points in a Quarter	32 vs. Utah (4Q)	6 at #16 Texas (3Q)
Points in a Half	55 vs. Mississippi State (2H)	25 at #16 Texas (2H), vs. Notre Dame (1H)
Points in an Overtime Period	16 vs. #16 BYU	11 vs. West Virginia
Field Goals	37 vs. Arkansas State, vs. TCU	20 vs. #9 Texas
Field Goal Attempts	88 vs. Buffalo	51 vs. #9 Texas, at #16 Texas
Field Goal Percentage	.536 (37-69) vs. TCU	.316 (25-79) vs. Kansas
3-Point Field Goals	15 vs. Buffalo, at TCU	4, at #9 Baylor
3-Point Field Goal Attempts	41 vs. Buffalo	16 vs. Oklahoma State
3-Point FG% (min. 10 att.)	.519 (14-27) vs. #14 Baylor	.200, at #9 Baylor
Free Throws Made	27 (twice)	6 vs. Buffalo, vs. Kansas
Free Throw Attempts	35 vs. West Virginia	7 vs. Buffalo
Free Throw Percentage (min. 10 att.)	.944 (17-18) vs. #4 Baylor	.615 vs. Notre Dame
Offensive Rebounds	22 vs. Buffalo	5 at Kansas State
Defensive Rebounds	39 vs. #16 BYU, at TCU	15 at #16 Texas
Total Rebounds	56 vs. #16 BYU	23 at #16 Texas
Personal Fouls	29 vs. Texas Tech	11 vs. Mississippi State
Assists	29 vs. Wichita State, vs. SMU	11 at #16 Texas
Turnovers	28 vs. Notre Dame	10 vs. IUPUI
Blocked Shots	10 vs. #12 Iowa State	0 (three times)
Steals	20 vs. West Virginia	1, vs. Baylor

» OPPONENTS

	HIGH	LOW
Points	108, Notre Dame	54, Central Arkansas
Points in a Quarter	38, Oregon (4Q)	8, Central Arkansas (2Q), at TCU
Points in a Half	63, Oregon (2H)	19, Central Arkansas (1H)
Points in an Overtime Period	11, West Virginia	8, BYU
Field Goals	41, Notre Dame	18, #9 Texas
Field Goal Attempts	88, BYU	54, #9 Texas
Field Goal Percentage	.539, Notre Dame	.319, Oklahoma State
3-Point Field Goals	16, Iowa State and Notre Dame	1, Kansas
3-Point Field Goal Attempts	40, Iowa State	6, Central Arkansas
3-Point FG% (min. 10 att.)	.533 (8-15), West Virginia	.059 (1-17), Kansas
Free Throws Made	31, Texas Tech	4, Kansas State
Free Throw Attempts	39, Arkansas State	6, Kansas State
Free Throw Percentage (min. 10 att.)	1.000 (11-11), Iowa State	.476, Oklahoma State
Offensive Rebounds	23, Buffalo, #16 Texas	4, Minnesota
Defensive Rebounds	36, Kansas	19, Arkansas State
Total Rebounds	53, Buffalo	31, Minnesota
Personal Fouls	25, Central Arkansas, West Virginia	8, Buffalo
Assists	28, Kansas State	2, Eastern Michigan
Turnovers	33, West Virginia	2, Baylor
Blocked Shots	9, Kansas	1 (four times)
Steals	15, SMU	5 (four times)

» OKLAHOMA'S 2021-22 RECORD WHEN...

Home	14-4
Road	8-3
Neutral Site	3-2
Overtime	2-0
Big 12 Conference Games	12-6
Non-Conference Games	13-3
vs. AP Top 25 opponents	4-6
On no days rest	2-1
On one days rest	0-0
On two days rest	10-4
On three days rest	7-3
On four days rest	0-0
One five+ days rest	6-1
Ahead at the half	17-2
Behind at the half	7-6
Tied at the half	1-1
FG% of .500 or more	2-0
FG% less than .500	23-9
Better FG% than opp.	21-1
Worse FG% than opp.	4-8
Same FG% as opp.	0-0
More 3-point field goals	21-6
Fewer 3-point field goals	3-3
Same 3-point field goals	1-0

Bench outscores opponent bench	16-7
Fewer or same bench points	9-2
More points in the paint	12-3
Fewer or same points in the paint	13-6
More fast break points	23-4
Fewer or same fast break points	2-5
More second chance points	8-0
Fewer or same second chance points	17-9
Outrebound opponent	14-3
Tied or outrebounded by opponent	11-6
Same or fewer TOs than opp.	14-1
More TOs than opp.	11-8
Score fewer than 50 pts.	0-0
Score 50-59 pts.	0-0
Score 60-69 pts.	1-5
Score 70-79 pts.	6-2
Score 80-89 pts.	9-1
Score 90 or more pts.	9-1
Allow fewer than 50 pts.	0-0
Allow 50-59 pts.	4-0
Allow 60-69 pts.	7-0
Allow 70-79 pts.	10-2
Allow 80-89 pts.	1-2
Allow 90 or more pts.	3-5

» LEADS AND DEFICITS

Largest lead38 vs. Eastern Michigan
 Largest deficit45 vs. Notre Dame
 Largest halftime lead26 at TCU
 Largest halftime deficit35 vs. Notre Dame

Largest halftime deficit in a win 10 vs. Utah
 Largest deficit in a win 19 vs. Utah
 Largest winning margin 35 at TCU
 Largest losing margin 44 vs. Notre Dame



» Oklahoma was 24-4 in 2021-22 when scoring 70 points or more in the game.



BOX SCORES



BOX SCORES

» GAME 5

OKLAHOMA 93, BUFFALO 72

Nov. 21, 2021 | Nassau, Bahamas | Atlantis Resort

NO.	Name	Min	FG	3P	FT	Rebounds	Fouls	PTS	AST	STL	BLK	Blocks	Shooting by Period	
													FG %	FT %
20	Nyika Langhin	25:33	12/23	4/10	3/3	12	2	22	2	1	0	1	1	50.0%
25	Adellea Adaye	20:38	8/14	0/0	9/10	13	1	18	2	0	1	23	0	57.1%
2	Dyanaa Fair	24:41	1/2	0/0	3/3	4	2	7	1	0	0	6	0	16.7%
3	Jasmine Jay	20:25	2/7	1/4	2/4	6	1	6	1	1	0	0	0	28.6%
12	Chayenne McVain	04:11	0/1	0/0	0/0	2	2	0	0	0	0	0	0	0.0%
13	Lorena Clarke	05:11	0/1	0/0	0/0	2	1	0	0	0	0	0	0	0.0%
4	Georgia Woodley	06:37	0/3	0/0	0/0	0	0	0	0	0	0	0	0	0.0%
11	Dominique Carter	02:50	0/1	0/0	0/0	0	0	0	0	0	0	0	0	0.0%
5	Nia Jordan	20:16	1/1	0/0	2/2	1	0	1	0	0	0	0	0	100.0%
15	Dominique Carter	02:50	0/1	0/0	0/0	0	0	0	0	0	0	0	0	0.0%
Team			22/44	2/4	4/4	31	8	44	10	14	2	23		50.0%
Totals		27:27	22/44	2/4	4/4	31	8	44	10	14	2	23		50.0%

» GAME 6

OKLAHOMA 88, MINNESOTA 69

Nov. 22, 2021 | Nassau, Bahamas | Atlantis Resort

NO.	Name	Min	FG	3P	FT	Rebounds	Fouls	PTS	AST	STL	BLK	Blocks	Shooting by Period	
													FG %	FT %
21	Nyika Langhin	17:53	1/2	0/0	2/2	3	1	3	1	0	0	1	0	16.7%
10	Kelcie Washington	07:25	3/8	0/1	1/1	0	1	6	1	0	0	0	0	37.5%
15	Anna Larusa	02:25	0/1	0/0	0/0	0	0	0	0	0	0	0	0	0.0%
25	Madi Williams	03:20	0/4	0/0	1/2	2	3	1	0	0	0	0	0	0.0%
34	Liz Scott	00:01	0/1	0/0	0/0	1	0	0	0	0	0	0	0	0.0%
1	Madeline Williams	00:01	0/1	0/0	0/0	1	0	0	0	0	0	0	0	0.0%
14	Liz Scott	00:01	0/1	0/0	0/0	1	0	0	0	0	0	0	0	0.0%
4	Keondre Tucker	00:01	0/1	0/0	0/0	1	0	0	0	0	0	0	0	0.0%
24	Skyler Vann	00:01	0/1	0/0	0/0	1	0	0	0	0	0	0	0	0.0%
3	Emma Sbrodski	00:01	0/1	0/0	0/0	1	0	0	0	0	0	0	0	0.0%
14	Br'Von White	00:01	0/1	0/0	0/0	1	0	0	0	0	0	0	0	0.0%
23	Kalicy Perkins	00:01	0/1	0/0	0/0	1	0	0	0	0	0	0	0	0.0%
Team		05:27	11/29	1/1	1/1	16	35	11	16	0	0	1		37.9%
Totals		05:27	11/29	1/1	1/1	16	35	11	16	0	0	1		37.9%

» GAME 9

OKLAHOMA 94, EASTERN MICHIGAN 58

Dec. 7, 2021 | Norman, Okla. | Lloyd Noble Center

NO.	Name	Min	FG	3P	FT	Rebounds	Fouls	PTS	AST	STL	BLK	Blocks	Shooting by Period	
													FG %	FT %
11	Shaylae Shaves	F:25:23	9/13	0/0	3/3	7	1	19	3	1	0	1	1	69.2%
1	Zayla Nelson	F:25:06	1/6	0/0	0/0	1	4	2	0	0	0	0	0	16.7%
10	Anaara Cornea	F:20:14	0/2	0/0	0/0	1	1	0	0	0	0	0	0	0.0%
11	Zacharie Austin	G:20:01	3/7	1/4	0/0	5	0	7	0	0	0	0	0	42.9%
22	Darlene Taylor	G:19:44	4/12	3/8	0/0	4	4	1	1	0	0	0	0	33.3%
12	LaShae Thompson	G:18:04	0/0	0/0	1/1	2	0	0	0	0	0	0	0	0.0%
2	Juanita Agosto	G:14:09	1/2	0/0	1/1	1	0	1	0	0	0	0	0	50.0%
4	Keondre Tucker	G:12:41	1/2	0/0	0/0	1	0	1	0	0	0	0	0	50.0%
30	Skyler Vann	G:12:10	0/0	0/0	0/0	1	0	0	0	0	0	0	0	0.0%
10	Tarynna Banner	G:10:08	0/0	0/0	0/0	0	0	0	0	0	0	0	0	0.0%
14	Nyika Langhin	G:04:01	0/1	0/0	0/0	1	0	0	0	0	0	0	0	0.0%
24	Kalicy Perkins	G:03:01	0/0	0/0	0/0	1	0	0	0	0	0	0	0	0.0%
Team		19:50	21/32	11/21	18/21	38	19	17	10	2	2	2	23	62.5%
Totals		19:50	21/32	11/21	18/21	38	19	17	10	2	2	2	23	62.5%

» GAME 10

OKLAHOMA 99, #16 BYU 91 (OT)

Dec. 10, 2021 | Norman, Okla. | Lloyd Noble Center

NO.	Name	Min	FG	3P	FT	Rebounds	Fouls	PTS	AST	STL	BLK	Blocks	Shooting by Period	
													FG %	FT %
23	Nyika Langhin	F:23:33	9/13	0/0	3/3	13	1	19	3	1	0	1	1	69.2%
2	Shaylae Gonzales	F:23:05	10/21	0/0	8/8	7	3	6	4	7	2	5	0	52.4%
3	Madi Williams	F:22:45	8/13	0/0	9/9	11	1	18	2	0	0	0	0	69.2%
10	Taylor Robinson	G:23:05	10/17	0/0	3/3	4	1	19	3	0	0	0	0	58.8%
13	Pailey Harding	G:23:00	5/17	1/4	0/0	3	1	7	6	1	0	0	0	29.4%
22	Sara Hanson	G:22:58	0/0	0/0	0/0	4	3	0	2	0	0	0	0	0.0%
3	Nari Farias	G:20:02	0/1	0/0	0/0	0	0	0	0	0	0	0	0	0.0%
26	Emma Sbrodski	G:19:28	0/0	0/0	0/0	0	0	0	0	0	0	0	0	0.0%
4	Adellea Mackay-Williams	G:19:28	0/2	0/0	0/0	0	0	0	0	0	0	0	0	0.0%
Team		36:08	123/217	12/27	45/45	22	15	23	12	4	5	3		56.2%
Totals		36:08	123/217	12/27	45/45	22	15	23	12	4	5	3		56.2%

NO.	Name	Min	FG	3P	FT	Rebounds	Fouls	PTS	AST	STL	BLK	Blocks	Shooting by Period	
													FG %	FT %
21	Nyika Langhin	F:10:42	2/3	0/0	2/2	3	1	4	0	0	0	1	0	66.7%
10	Kelcie Washington	F:11:15	0/0	0/0	0/0	1	1	0	0	0	0	0	0	0.0%
25	Anna Larusa	F:05:33	0/1	0/0	0/0	2	2	0	0	0	0	0	0	0.0%
25	Madi Williams	F:05:33	0/1	0/0	0/0	2	2	0	0	0	0	0	0	0.0%
30	Taylor Robinson	G:20:49	9/10	3/10	1/1	6	7	11	2	1	0	0	0	90.0%
1	Neveah Tot	G:19:44	0/0	0/0	0/0	0	0	0	0	0	0	0	0	0.0%
34	Liz Scott	G:14:12	1/4	0/0	2/2	3	2	4	0	0	0	0	0	25.0%
24	Skyler Vann	G:10:07	0/0	0/0	0/0	0	0	0	0	0	0	0	0	0.0%
13	Emma Sbrodski	G:09:59	0/0	0/0	0/0	0	0	0	0	0	0	0	0	0.0%
4	Keondre Tucker	G:09:59	0/0	0/0	0/0	0	0	0	0	0	0	0	0	0.0%
14	Br'Von White	G:09:59	0/0	0/0	0/0	0	0	0	0	0	0	0	0	0.0%
23	Kalicy Perkins	G:09:59	0/0	0/0	0/0	0	0	0	0	0	0	0	0	0.0%
13	Jordan Moser	G:09:59	0/0	0/0	0/0	0	0	0	0	0	0	0	0	0.0%
Team		10:56	15/41	0/0	12/12	21	22	21	3	2	0	3	2	36.3%
Totals		10:56	15/41	0/0	12/12	21	22	21	3	2	0	3	2	36.3%

NO.	Name	Min	FG	3P	FT	Rebounds	Fouls	PTS	AST	STL	BLK	Blocks	Shooting by Period	
													FG %	FT %
30	Katolito Siosoko	F:20:12	2/7	0/1	1/2	6	7	5	1	0	1	0	1	28.6%
30	Bailey Heggen	F:14:42	0/0	0/0	0/0	0	0	0	0	0	0	0	0	0.0%
3	Dole Winters	F:14:07	0/1	0/0	0/0	3	3	0	0	0	0	0	0	0.0%
4	Jasmine Ponce	G:20:57	5/10	2/2	6/6	1	5	9	4	1	0	1	0	50.0%
24	Taylor Robinson	G:20:50	2/8	0/0	2/2	3	1	6	1	0	0	0	0	25.0%
14	Neveah Tot	G:19:08	3/6	0/2	1/1	0	1	7	1	0	0	0	0	50.0%
34	Liz Scott	G:18:04	0/0	0/0	0/0	0	0	0	0	0	0	0	0	0.0%
11	Neveah Tot	G:18:04	0/0	0/0	0/0	0	0	0	0	0	0	0	0	0.0%
30	Taylor Robinson	G:18:04	0/0	0/0	0/0	0	0	0	0	0	0	0	0	0.0%
4	Keondre Tucker	G:18:04	0/0	0/0	0/0	0	0	0	0	0	0	0	0	0.0%
13	Emma Sbrodski	G:18:04	0/0	0/0	0/0	0	0	0	0	0	0	0	0	0.0%
34	Liz Scott	G:18:04	0/0	0/0	0/0	0	0	0	0	0	0	0	0	0.0%
24	Skyler Vann	G:18:04	0/0	0/0	0/0	0	0	0	0	0	0	0	0	0.0%
33	Emma Sbrodski	G:18:04	0/0	0/0	0/0	0	0	0	0</					



» GAME 21

#18 OKLAHOMA 65, #9 TEXAS 63

Jan. 29, 2022 | Norman, Okla. | Lloyd Noble Center

Oklahoma State Box Score - Final												
Texas at Oklahoma												
Oklahoma State Coach: Mike Givens, Matt Weber												
Oklahoma State - 65												
NO. Name	Min	FG	3P	FT	Rebounds	Ass	St	Blk	TO	PF	PTS	±
1	14:11	1-2	0-0	0-2	0	0	0	0	2	0	2	0
2	10:00	2-8	0-1	4-6	2	1	4	0	3	0	2	0
3	10:00	1-1	0-0	0-0	0	0	0	0	0	0	0	0
4	10:00	1-1	0-0	0-0	0	0	0	0	0	0	0	0
5	10:00	1-1	0-0	0-0	0	0	0	0	0	0	0	0
6	10:00	1-1	0-0	0-0	0	0	0	0	0	0	0	0
7	10:00	1-1	0-0	0-0	0	0	0	0	0	0	0	0
8	10:00	1-1	0-0	0-0	0	0	0	0	0	0	0	0
9	10:00	1-1	0-0	0-0	0	0	0	0	0	0	0	0
10	10:00	1-1	0-0	0-0	0	0	0	0	0	0	0	0
11	10:00	1-1	0-0	0-0	0	0	0	0	0	0	0	0
12	10:00	1-1	0-0	0-0	0	0	0	0	0	0	0	0
13	10:00	1-1	0-0	0-0	0	0	0	0	0	0	0	0
14	10:00	1-1	0-0	0-0	0	0	0	0	0	0	0	0
15	10:00	1-1	0-0	0-0	0	0	0	0	0	0	0	0
16	10:00	1-1	0-0	0-0	0	0	0	0	0	0	0	0
17	10:00	1-1	0-0	0-0	0	0	0	0	0	0	0	0
18	10:00	1-1	0-0	0-0	0	0	0	0	0	0	0	0
19	10:00	1-1	0-0	0-0	0	0	0	0	0	0	0	0
20	10:00	1-1	0-0	0-0	0	0	0	0	0	0	0	0
21	10:00	1-1	0-0	0-0	0	0	0	0	0	0	0	0
22	10:00	1-1	0-0	0-0	0	0	0	0	0	0	0	0
23	10:00	1-1	0-0	0-0	0	0	0	0	0	0	0	0
24	10:00	1-1	0-0	0-0	0	0	0	0	0	0	0	0
25	10:00	1-1	0-0	0-0	0	0	0	0	0	0	0	0
26	10:00	1-1	0-0	0-0	0	0	0	0	0	0	0	0
27	10:00	1-1	0-0	0-0	0	0	0	0	0	0	0	0
28	10:00	1-1	0-0	0-0	0	0	0	0	0	0	0	0
29	10:00	1-1	0-0	0-0	0	0	0	0	0	0	0	0
30	10:00	1-1	0-0	0-0	0	0	0	0	0	0	0	0
31	10:00	1-1	0-0	0-0	0	0	0	0	0	0	0	0
32	10:00	1-1	0-0	0-0	0	0	0	0	0	0	0	0
33	10:00	1-1	0-0	0-0	0	0	0	0	0	0	0	0
34	10:00	1-1	0-0	0-0	0	0	0	0	0	0	0	0
35	10:00	1-1	0-0	0-0	0	0	0	0	0	0	0	0
36	10:00	1-1	0-0	0-0	0	0	0	0	0	0	0	0
37	10:00	1-1	0-0	0-0	0	0	0	0	0	0	0	0
38	10:00	1-1	0-0	0-0	0	0	0	0	0	0	0	0
39	10:00	1-1	0-0	0-0	0	0	0	0	0	0	0	0
40	10:00	1-1	0-0	0-0	0	0	0	0	0	0	0	0
41	10:00	1-1	0-0	0-0	0	0	0	0	0	0	0	0
42	10:00	1-1	0-0	0-0	0	0	0	0	0	0	0	0
43	10:00	1-1	0-0	0-0	0	0	0	0	0	0	0	0
44	10:00	1-1	0-0	0-0	0	0	0	0	0	0	0	0
45	10:00	1-1	0-0	0-0	0	0	0	0	0	0	0	0
46	10:00	1-1	0-0	0-0	0	0	0	0	0	0	0	0
47	10:00	1-1	0-0	0-0	0	0	0	0	0	0	0	0
48	10:00	1-1	0-0	0-0	0	0	0	0	0	0	0	0
49	10:00	1-1	0-0	0-0	0	0	0	0	0	0	0	0
50	10:00	1-1	0-0	0-0	0	0	0	0	0	0	0	0
51	10:00	1-1	0-0	0-0	0	0	0	0	0	0	0	0
52	10:00	1-1	0-0	0-0	0	0	0	0	0	0	0	0
53	10:00	1-1	0-0	0-0	0	0	0	0	0	0	0	0
54	10:00	1-1	0-0	0-0	0	0	0	0	0	0	0	0
55	10:00	1-1	0-0	0-0	0	0	0	0	0	0	0	0
56	10:00	1-1	0-0	0-0	0	0	0	0	0	0	0	0
57	10:00	1-1	0-0	0-0	0	0	0	0	0	0	0	0
58	10:00	1-1	0-0	0-0	0	0	0	0	0	0	0	0
59	10:00	1-1	0-0	0-0	0	0	0	0	0	0	0	0
60	10:00	1-1	0-0	0-0	0	0	0	0	0	0	0	0
61	10:00	1-1	0-0	0-0	0	0	0	0	0	0	0	0
62	10:00	1-1	0-0	0-0	0	0	0	0	0	0	0	0
63	10:00	1-1	0-0	0-0	0	0	0	0	0	0	0	0
64	10:00	1-1	0-0	0-0	0	0	0	0	0	0	0	0
65	10:00	1-1	0-0	0-0	0	0	0	0	0	0	0	0
66	10:00	1-1	0-0	0-0	0	0	0	0	0	0	0	0
67	10:00	1-1	0-0	0-0	0	0	0	0	0	0	0	0
68	10:00	1-1	0-0	0-0	0	0	0	0	0	0	0	0
69	10:00	1-1	0-0	0-0	0	0	0	0	0	0	0	0
70	10:00	1-1	0-0	0-0	0	0	0	0	0	0	0	0
71	10:00	1-1	0-0	0-0	0	0	0	0	0	0	0	0
72	10:00	1-1	0-0	0-0	0	0	0	0	0	0	0	0
73	10:00	1-1	0-0	0-0	0	0	0	0	0	0	0	0
74	10:00	1-1	0-0	0-0	0	0	0	0	0	0	0	0
75	10:00	1-1	0-0	0-0	0	0	0	0	0	0	0	0
76	10:00	1-1	0-0	0-0	0	0	0	0	0	0	0	0
77	10:00	1-1	0-0	0-0	0	0	0	0	0	0	0	0
78	10:00	1-1	0-0	0-0	0	0	0	0	0	0	0	0
79	10:00	1-1	0-0	0-0	0	0	0	0	0	0	0	0
80	10:00	1-1	0-0	0-0	0	0	0	0	0	0	0	0
81	10:00	1-1	0-0	0-0	0	0	0	0	0	0	0	0
82	10:00	1-1	0-0	0-0	0	0	0	0	0	0	0	0
83	10:00	1-1	0-0	0-0	0	0	0	0	0	0	0	0
84	10:00	1-1	0-0	0-0	0	0	0	0	0	0	0	0
85	10:00	1-1	0-0	0-0	0	0	0	0	0	0	0	0
86	10:00	1-1	0-0	0-0	0	0	0	0	0	0	0	0
87	10:00	1-1	0-0	0-0	0	0	0	0	0	0	0	0
88	10:00	1-1	0-0	0-0	0	0	0	0	0	0	0	0
89	10:00	1-1	0-0	0-0	0	0	0	0	0	0	0	0
90	10:00	1-1	0-0	0-0	0	0	0	0	0	0	0	0
91	10:00	1-1	0-0	0-0	0	0	0	0	0	0	0	0
92	10:00	1-1	0-0	0-0	0	0	0	0	0	0	0	0
93	10:00	1-1	0-0	0-0	0	0	0	0	0	0	0	0
94	10:00	1-1	0-0	0-0	0	0	0	0	0	0	0	0
95	10:00	1-1	0-0	0-0	0	0	0	0	0	0	0	0
96	10:00	1-1	0-0	0-0	0	0	0	0	0	0	0	0
97	10:00	1-1	0-0	0-0	0	0	0	0	0	0	0	0
98	10:00	1-1	0-0	0-0	0	0	0	0	0	0	0	0
99	10:00	1-1	0-0	0-0	0	0	0	0	0	0	0	0
100	10:00	1-1	0-0	0-0	0	0	0	0	0	0	0	0
101	10:00	1-1	0-0	0-0	0	0	0	0	0	0	0	0
102	10:00	1-1	0-0	0-0	0	0	0	0	0	0	0	0
103	10:00	1-1	0-0	0-0	0	0	0	0	0	0	0	0
104	10:00	1-1	0-0	0-0	0	0	0	0	0	0	0	0
105	10:00	1-1	0-0	0-0	0	0	0	0	0	0	0	0
106	10:00	1-1	0-0	0-0	0	0	0	0	0	0	0	0
107	10:00	1-1	0-0	0-0	0	0	0	0	0	0	0	0
108	10:00	1-1	0-0	0-0	0	0	0	0	0	0	0	0
109	10:00	1-1	0-0	0-0	0	0	0	0				



» GAME 29

#19 OKLAHOMA 79, OKLAHOMA STATE 76

March 2, 2022 | Stillwater, Okla. | Gallagher-Iba Arena

Oklahoma - 79												
NO.	NAME	MIN	PTS	FG	3PT	FT	REB	AST	STL	BLK	PF	PTS
1	Liiz Scott	17:56	12	3/7	0/0	1/2	2	3	1	2	1	2
1	Nehemiah Tuckey	Q1:22:04	0-4	0-0	0-0	1	1	2	0	0	0	1
2	Mad Williams	Q1:30:01	4-11	1-4	4-6	1	1	2	0	0	0	1
20	Taylor Robertson	Q1:31:47	0-0	0-0	0-0	1	1	1	0	0	0	0
10	Kaelie Washington	20:16	2-4	0-0	2-3	1	2	3	1	2	0	1
21	Nydia Lampkin	13:33	1-3	0-0	1-2	2	3	1	2	0	1	1
24	Skyler Vann	20:41	8-12	1-2	2-2	0	1	1	1	1	0	3
23	Kaley Perkins	08:41	1-1	0-0	1-1	2	0	0	0	0	0	0
12	Clabby Gregory	05:54	1-2	0-1	1-1	1	1	1	0	0	1	1
Team			79	22	4	2	4	0	1	1	0	1
Totals		29:53	120	11	19	22	11	31	42	19	19	23

Oklahoma - 75												
NO.	NAME	MIN	PTS	FG	3PT	FT	REB	AST	STL	BLK	PF	PTS
1	Kassidy De Lapp	F1:03:11	7-10	0-0	4-6	3	0	4	1	0	1	0
25	Abby Microweaver	F1:15:51	1-1	0-0	0	1	2	3	4	1	2	0
25	Brittany Reeves	F1:04:18	1-3	0-0	0	0	0	0	0	0	0	0
1	Liiz Scott	F1:03:21	0-0	0-0	0	0	0	0	0	0	0	0
23	Lauren Flores	Q1:58:18	5-10	2-11	3-6	2	5	7	0	1	0	1
20	Taylor Robertson	Q1:58:18	5-10	2-11	3-6	2	5	7	0	1	0	1
15	Lavay Keys	06:17	5-11	2-4	1-1	1	3	3	2	0	1	2
25	Madie James	11:00	1-2	0-0	0	2	2	1	1	0	0	1
11	Nydia Lampkin	04:10	0-2	0-0	0	2	0	0	0	0	0	0
20	Sara Rodrigues	02:00	0-0	0-0	0	2	0	0	0	0	0	0
Team		29:57	75	24	11	19	17	32	20	10	10	4

Winged Lead	OSU	Points from Turnover	OSU	Points from Turnover
12 (11*)	12 (11*)	15	15	15
Lead Changes	3	OSU	3	OSU
Time Tied	0	OSU	0	OSU
Time with Lead	36:11	OSU	0	OSU

» GAME 31

OKLAHOMA 80, KANSAS 68

March 11, 2022 | Kansas City, Mo. | Municipal Auditorium

Oklahoma - 80												
NO.	NAME	MIN	PTS	FG	3PT	FT	REB	AST	STL	BLK	PF	PTS
19	Savina Cheshkov	F1:03:11	6-13	3-0	3-6	2	3	4	1	3	1	1
1	Tayanna Jackson	Q1:30:57	3-7	0-0	2-6	2	10	12	4	0	0	2
1	Nehemiah Tuckey	Q1:32:21	2-11	0-0	2-2	2	2	2	0	0	1	1
15	Zakayah Franklin	Q1:37:59	5-9	0-0	5-5	0	1	4	1	0	0	0
20	Julie Brossier	Q1:15:12	1-1	0-0	0	0	0	0	0	0	0	0
25	Chandler Fraser	Q1:20:53	0-3	0-0	0	1	2	4	0	0	0	0
33	Nadira Elayab	06:11	1-2	0-0	0	1	2	1	0	0	1	1
12	Khaliah Jessen	01:50	0-1	0-0	0	0	0	0	0	0	0	0
5	Aniya Thomas	26:44	4-14	2-7	3-4	3	4	7	3	0	0	1
4	Mia Vucelja	04:20	2-5	0-0	2-2	0	1	1	0	0	1	0
Team			80	25	11	12	13	12	13	3	1	12

Oklahoma - 80												
NO.	NAME	MIN	PTS	FG	3PT	FT	REB	AST	STL	BLK	PF	PTS
34	Liiz Scott	F1:22:53	5-8	1-2	0-0	4	8	3	1	1	4	2
1	Nehemiah Tuckey	Q1:29:57	2-7	0-0	1	1	2	2	0	0	1	1
4	Kanaydi Tucker	Q1:29:57	2-7	0-0	1	1	7	3	2	2	1	1
25	Mad Williams	Q1:30:48	4-8	1-4	1-1	1	1	1	0	0	0	0
30	Taylor Robertson	Q1:32:28	6-17	3-7	4-4	0	7	0	1	0	0	2
10	Kaelie Washington	21:20	3-5	1-2	0-0	1	2	3	0	0	0	2
21	Nydia Lampkin	14:26	2-6	0-0	2-2	0	5	1	1	0	0	1
24	Skyler Vann	20:28	2-7	0-0	0-0	4	1	5	0	0	0	1
12	Clabby Gregory	05:51	0-3	0-0	0	0	2	0	0	0	1	1
23	Kaley Perkins	05:58	1-2	0-0	0-0	0	2	0	0	0	0	0
Team		30:75	10	33	10	15	35	18	10	3	9	12

Winged Lead	OSU	Points from Turnover	OSU	Points from Turnover
12 (11*)	12 (11*)	15	15	15
Lead Changes	3	OSU	3	OSU
Time Tied	0	OSU	0	OSU
Time with Lead	16:10	OSU	21	OSU

» GAME 30

KANSAS 73, OKLAHOMA 67

March 5, 2022 | Norman, Okla. | Lloyd Noble Center

Oklahoma - 72												
NO.	NAME	MIN	PTS	FG	3PT	FT	REB	AST	STL	BLK	PF	PTS
19	Savina Cheshkov	F1:03:11	13-21	5-11	3-6	1	13	13	3	1	1	1
1	Tayanna Jackson	Q1:25:13	7-11	0-0	4-6	3	3	3	1	0	0	1
1	Nehemiah Tuckey	Q1:25:13	4-10	0-0	2-2	1	1	2	0	0	0	0
15	Zakayah Franklin	Q1:26:59	5-13	1-2	1-2	0	7	2	0	0	0	0
20	Julie Brossier	Q1:23:25	1-4	0-0	0	1	1	1	0	0	0	0
2	Khaliah Jessen	03:13	1-2	0-0	0	2	0	1	0	0	0	0
25	Chandler Fraser	19:23	2-5	0-1	0	1	8	2	0	0	0	0
12	Khaliah Jessen	03:09	0-1	0-0	0	1	1	1	0	0	0	0
33	Nadira Elayab	04:18	0-1	0-0	0	1	0	2	0	0	1	0
Team		29:70	5	19	14	21	10	36	46	10	10	13

Oklahoma - 67												
NO.	NAME	MIN	PTS	FG	3PT	FT	REB	AST	STL	BLK	PF	PTS
34	Liiz Scott	F1:27:40	0-2	0-0	0-0	0	2	4	0	0	1	0
1	Nehemiah Tuckey	Q1:25:55	2-6	0-0	1	1	6	3	0	0	0	0
4	Kanaydi Tucker	Q1:25:14	1-4	0-0	0	3	1	1	1	1	0	0
25	Mad Williams	Q1:25:14	1-4	0-0	0	2	2	0	0	0	0	0
30	Taylor Robertson	Q1:24:40	5-10	2-3	2-3	1	13	4	1	1	0	1
10	Kaelie Washington	19:29	2-10	0-5	0-4	1	2	3	0	0	2	2
21	Nydia Lampkin	06:17	0-3	0-0	0	1	7	0	0	0	0	0
23	Kaley Perkins	07:43	0-1	0-0	0	2	0	0	0	0	0	0
12	Clabby Gregory	02:07	0-1	0-0	0	1	0	0	0	0	0	0
Team		29:25	11	40	19	16	47	10	10	10	13	1

Winged Lead	OSU	Points from Turnover	OSU	Points from Turnover
12 (11*)	12 (11*)	15	15	15
Lead Changes	7	OSU	7	OSU
Time Tied	0	OSU	0	OSU
Time with Lead	25:20	OSU	27	OSU

» GAME 33

OKLAHOMA 78, IUPUI 72

March 20, 2022 | Norman, Okla. | Lloyd Noble Center

Oklahoma - 78												
NO.	NAME	MIN	PTS	FG	3PT	FT	REB	AST	STL	BLK	PF	PTS
22	Rachael Kert	F1:27:21	5-12	2-11	0-0	5	3	3	1	0	1	1
10	Kaelie Washington	Q1:25:13	5-10	0-0	5-8	5	13	2	1	0	0	1
1	Nehemiah Tuckey	Q1:25:13	4-11	1-4	1-1	0	5	1	1	0	0	1
4	Madison Wiley	Q1:26:44	2-8	0-0	2	2	0	2	0	0	0	1
14	Rachael McMillone	Q1:26:44	4-13	2-6	0-0	2	3	5	3	1	0	2
30	Morgan Allen	00:51	2-2	0-0	0	3	0	0	0	0	0	0
21	Anna Montag	13:43	0-11	0-0	0	4	2	0	0	0	0	0
24	Nadira Anderson	17:22	0-5	0-0	0	2	2	1	1	1	0	0
Team			78	25	8	10	23	10	13	3	1	1

Oklahoma - 78												
NO.	NAME	MIN	PTS	FG	3PT	FT	REB	AST	STL	BLK	PF	PTS
34	Liiz Scott	Q1:26:40	2-7	0-0	2-2	3	5	1	0	0	0	0
1	Nehemiah Tuckey	Q1:26:40	4-7	0-0	0	8	8	2	0	0	0	0
4	Kanaydi Tucker	Q1:26:40	0-3	0-0	0	2	4	1	0	0	0	0
25	Mad Williams	Q1:26:40	0-4	0-0	0	6	4	0	0	0	0	0
30	Taylor Robertson	Q1:32:01	5-11	1-0	8-8	0	4	1	2	0	0	2
10	Kaelie Washington	14:30	0-3	0-0	1-2	0	5	0	1	0	0	0
21	Nydia Lampkin	22:44	2-7	1-2	0-0	1	2	3	0	0	0	2
24	Skyler Vann	19:43	0-11	0-0	0	3	5	2	0	0	0	0
23	Kaley Perkins	10:09	0-0	0-0	0	0	0	0	0	0	0	0
12	Clabby Gregory	06:39	0-0	0-0	0	0	1	0	0	0	0	0
Team			78	25	8	10	23	10	13	3	1	1

RECORDS



TAYLOR ROBERTSON

» CAREER

Games: 143, Jasmine Hartman, 2009-13
Conference Games: 141, Danielle Robinson, 2008-11
Games Started: 140, Danielle Robinson, 2008-11
Minutes: 4,579, Danielle Robinson, 2008-11
Minutes Per Game: 34.9, Phyllesha Whaley, 1997-00
Points: 2,729, Courtney Paris, 2006-09
Scoring Average: 19.9, Courtney Paris, 2006-09
Rebounds: 2,304, Courtney Paris, 2006-09
Rebounding Average: 14.8, Courtney Paris, 2006-09
FG Made: 1,124, Courtney Paris, 2006-09
FG Attempts: 1,941, Courtney Paris, 2006-09
FG% (min. 1,000 attempts): .559 (1,124-1,941)
 Courtney Paris, 2006-09
3-Point FGM: 446, Taylor Robertson, 2019-Present
3-Point FGA: 1,012, Taylor Robertson, 2019-Present
3-Point FG% (min. 100 att.): .417 (88-211)
 Pam Pennon, 1995-96
FT Made: 693, LaNeisha Caufield, 1999-02
FT Attempts: 826, LaNeisha Caufield, 1999-02
FT% (min. 200 attempts): .855 (282-330)
 Chelsi Welch, 2003-07
Assists: 764, Stacey Dales, 1998-02
Blocked Shots: 446, Courtney Paris, 2006-09
Steals: 402, LaNeisha Caufield, 1999-02
Consecutive Double-Doubles: 112, Courtney Paris
Consecutive Field Goals Made: 16, Courtney Paris

» SEASON

Games: 38, seven players in 2010
 Jasmine Hartman, Joanna McFarland, Danielle Robinson, Carlee Roethlisberger, Nyeshia Stevenson, Amanda Thompson
Games Started: 38, four players in 2010
 Abi Olajuwon, Danielle Robinson, Nyeshia Stevenson, Amanda Thompson
Minutes: 1,354, Nyeshia Stevenson, 2009-10
Points: 788, Courtney Paris, 2005-06
Scoring Average: 23.5, Courtney Paris, 2006-07
Rebounds: 539, Courtney Paris, 2005-06
Rebounding Average: 15.9, Courtney Paris, 2006-07
FG Made: 331, Courtney Paris, 2005-06
FG Attempts: 558, Courtney Paris, 2006-07
FG% (min. 150 attempts): .615
 (225-366), Molly McGuire, 1982-83
3-Point FGM: 131, Taylor Robertson, 2019-20
3-Point FGA: 308, Taylor Robertson, 2019-20
3P% (min. 2 att. per game): .494,
 (42-85), Pam Pennon, 1995-96
Consecutive 3-Pointers Made: 19,
 Erin Higgins (11/13/05 to 1/28/06)
Consecutive Games with 3-Pointer: 34,
 Taylor Robertson, 11/9/21-3/21/22
FT Made: 191, LaNeisha Caufield, 2001-02
FT Attempts: 262, Courtney Paris, 2005-06
Consecutive FT Made: 48, Taylor Robertson, 2020-21
FT% (min. 60 attempts): .929,
 (92-99), Chelsi Welch, 2005-06
Assists: 248, Stacey Dales, 2000-01
Blocked Shots: 119, Courtney Paris, 2005-06
Steals: 135, LaNeisha Caufield, 2000-01

» GAME

Minutes: 50, Peyton Little vs. West Virginia, (2/4/17)
 Taylor Robertson vs. West Virginia, (2/5/22)
Points: 45, Madi Williams vs. West Virginia, (1/3/21)
Rebounds: 26, Courtney Paris vs. Baylor, (3/11/06)
FG Made: 20, Courtney Paris vs. New Mexico, (12/30/06)
FG Attempts: 34, Mary Lane vs. Simpson, (1/6/77)
 Carin Stites vs. Central Missouri State, (1/4/91)
FG% (min. 10 attempts): .928 (13-of-14)
 Kaylon Williams vs. Iowa State, (2/27/16)
3-Point FGM: 9 (Five times)
 Taylor Robertson vs. Buffalo, (11/21/21)
 at Wichita State, (11/30/19)
 Nyeshia Stevenson at Marist, (12/9/09)
 Carin Stites at Arkansas, (11/27/90)
 vs. UTSA, (1/21/91)
3-Point FGA: 23
 Taylor Robertson vs. Buffalo (Nov. 21, 2021)
FT Made: 18, Erin Schreiber vs. Arkansas, (1/3/81)
FT Attempts: 19 (Three times)
 Tami Rogers vs. Sam Houston State, (11/24/89)
 LaTrenda Phillips vs. Kansas, (1/4/87)
 Erin Schreiber vs. Arkansas, (1/3/81)
FT% (min. 100 attempts): 1.000
 (16-of-16), Danielle Robinson at Okla. State, (2/6/10)
Assists: 19, Sharee Mitchum vs. Oral Roberts, (2/10/94)
Blocked Shots: 11, LaNae Jones vs. Southern, (12/29/93)
Steals: 11 (Two times)
 Jacquetta Hurley vs. Missouri, (2/12/83)
 Pam Pennon vs. Oral Roberts, (12/20/95)

» OPPONENT GAME

Points: 61, Ayoka Lee, Kansas State, (1/23/22)
Rebounds: 36, Carol Moreland, New Mexico, (1/24/81)
FG Made: 23, Ayoka Lee, Kansas State, (1/23/22)
FG Attempts: 34, Andrea Riley, Oklahoma St., (2/6/10)
FG% (min. 10 attempts): 1.000
 (11-of-11), Kacy Moffitt, Baylor, (2/1/98)
3-Point FGM: 10, Tegan Graham, BYU, (12/10/21)
3-Point FGA: 18, Danielle Vigilonme, Texas, (12/7/94)
FT Made: 17, Andrea Riley, Oklahoma State, (1/12/08)
FT Attempts: 22, Kristin Anigwe, Cal, (12/20/16)
FT% (min. 15 made): 1.000
 (16-of-16), Vickie Adkins, Kansas, (1/31/84)
Assists: 17, Niya Johnson, Baylor, (2/11/15)
Steals: 11, Lauren Heard, TCU, (3/4/21)
Blocked Shots: 11, Brittney Griner, Baylor, Two times
 (1/13/10) and (2/10/10)



» SEASON

Games: 38, 2009-10
Victories: 32, 2001-02 and 2008-09
100-Point Games: 4, 1983-84, 1985-86, and 1991-92
Consecutive 100-Point Games: 3, 1991-92
Points: 2,815 in 36 games, 2001-02
Scoring Average: 84.5, 1984-85
Average Scoring Margin: +17, 1984-85
Rebounds: 1,613, 2005-06
Field Goals: 1,086, 1983-84
Field Goal Attempts: 2,372, 2009-10
Field Goal Percentage: .495, 1984-85
3-Point Field Goals: 316, 2021-22
3-Point Field Goal Attempts: 906, 2021-22
3-Point Field Goal Percentage: .380, 2000-01
Free Throws: 582, 2001-02
Free Throw Attempts: 778, 2001-02
Free Throw Percentage: .769, 2010-11
Assists: 667, 2000-01
Blocked Shots: 211, 2008-09
Steals: 421, 1984-85
Fewest Points Allowed: 1546, 1976-77
Lowest Scoring Average Allowed: 58.7, 2003-04
Fewest FG Allowed: 646, 1976-77
Lowest FG Pct. Allowed: .337, 2006-07

» GAME

Points: 121, (twice)
 Central Arkansas, (12/20/07); Prairie View A&M, (11/29/90)
Points in Conf. Game: 108, Oklahoma State, (02/05/86)
Points (Half): 66, Midwestern, (01/16/84)
Points (Quarter): 37, Missouri State, (11/14/19)
Halftime Deficit Overcame: 26, California, (12/13/08)
Halftime Deficit Overcame (Big 12): 22, Kansas, (02/02/20)
FG Made 56, UT-Pan American, (11/25/88)
FG Made (Half): 29, (twice)
 Midwestern, (1/16/84); UT-Pan American, (11/25/88)
FG Attempts: 96, (twice)
 Midwestern (01/16/84); UT-Pan American, (11/25/88)
FG Attempts (Half): 55, vs. UT-Pan American, (11/25/88)
FG%: .672 (41-of-61), Kansas, (02/19/95)
3-Point FG: 17, vs. Oregon, (11/24/12)
3-Point FGs (Half): 10, Kansas, (02/25/88)
3-Point FG Attempts: 41, Buffalo, (11/21/21)
3-Point FGs Attempts (Half): 21, Buffalo, (11/21/21)
3P% (min. 5 attempts): .857 (6-of-7) at Kansas, (01/24/01)
FT Made: 35, (twice)
 vs. Texas A&M, (01/17/01); Louisville, (11/07/13)
FT Made (Half): 27, Stephen F. Austin, (12/28/98)
FT Attempts: 51, Coppin State, (11/29/98)
Consecutive FT Made: 18, (three times)
 Marist, (03/20/04); Missouri, (02/22/86); UNLV, (12/08/90)
Consecutive FT (Half): 16 (twice)
 vs. Missouri, (02/22/86); vs. UNLV, (12/08/90)
Rebounds: 75, vs. Cameron, (11/30/82)
Rebounds (Half): 38, vs. Cameron, (11/30/82)
Assists: 35, vs. Oklahoma City, (02/09/83)
Assists (Half): 17, vs. Oklahoma City, (02/09/83)
Blocked Shots: 15, vs. Texas, (03/07/07)
Blocked Shots (Half): 9, vs. Kansas, (02/01/17)
Steals: 28, vs. Missouri, (02/05/95)
Steals (Half): 17, vs. Missouri, (02/05/95)
Fewest Pts. Allowed: 25, N.C. Central, (01/04/09)



» Caton Hill and the 2001-02 Sooners set the school record for points in a season with 2,815 in 36 contests. The team averaged 78.2 points per game and was national runner-up (32-4 record).

Fewest Pts. Allowed (Half): 10, 2H, N.C. Central, (01/04/09)
Fewest Field Goals Allowed: 8, vs. Tulsa, (12/15/85)
Fewest Field Goals Allowed (Half): 3, vs. Tulsa, (12/15/85)
Lowest FG%: .143 (4-of-28), Texas A&M, (01/26/02)

» OPPONENT GAME

Points: 111, DePaul, (11/13/17)
FG Made: 50, Missouri, (01/22/84)
FG Attempts: 91, (twice)
 Kansas, (02/03/90); UC-Santa Barbara, (12/12/90)
FG%: .725 (50-of-69), Missouri, (01/22/83)
3-Point FGs: 19, DePaul, (11/13/17)
3-Point FG Attempts: 45, DePaul, (11/13/17)
3P% (min. 5 made): .769, (10-of-13), Connecticut, (12/29/99)
FT Made: 38, BYU, Dec. 30, 1989; Colorado, (01/27/87)
FT Attempts: 53, Kentucky, (11/28/14)
FT% (min. 20 made): 1.000, (21-of-21), Missouri, (01/28/04)
Rebounds: 77, New Mexico, (01/14/78)
Assists: 33, Baylor, (02/22/20)
Blocked Shots: 14, New Mexico, (11/28/18)
Steals: 20, (twice), Baylor, (01/13/01); Colorado, (01/08/95)

» OKLAHOMA TEAM

Points: 121, (twice)
 Prairie View A&M, (11/27/90); Central Arkansas, (12/20/07)
FG Made: 56, Texas Pan-American, (11/25/88)
FG Attempts: 96, (twice)
 Texas Pan-American, (11/25/88); Midwestern, (01/18/94)
FG%: .672, Kansas, (02/19/05)
3-Point FGs: 16, Oklahoma State, (03/07/10)
3-Point FG Attempts: 35, West Virginia (20T), (2/5/22)
3P% (min. 5 made): .714 (6-of-7), Kansas, (01/19/96)
FT Made: 35, Texas A&M, (01/17/01)
FT Attempts: 46, Colorado, (02/15/86)
FT% (min. 20 made): .928 (26-of-28)
 SW Missouri State, (12/03/97)
Rebounds: 75, Cameron, (11/30/82)
Assists: 30, Oklahoma State, (02/05/86)
Blocked Shots: 15, Texas, (03/07/07)
Steals: 28, Missouri, (02/05/95)

» OKLAHOMA INDIVIDUAL

Points: 45, Madi Williams vs. West Virginia, (01/03/21)
FG Made: 17, Madi Williams vs. West Virginia, (01/03/21)
FG Attempts: 34, Carin Stites, C. Missouri St. (01/04/91)
FG% (min. 10 made): .928, (13-of-14)
 Kaylon Williams, Iowa State, (02/27/16)
3-Point FG: 9, Carin Stites, vs. UTSA, (01/21/91)
3-Point FG Att: 16, Ana Llanusa, vs. New Mexico, (12/16/17)
3P% (min. 5 made): 1.000 (5-of-5)
 Taylor Robertson vs. Baylor (1/12/22)
FT Made: 15, Tami Rogers vs. Sam Houston State, (11/24/89)
FT Attempts: 19, (twice)
 LaTrenda Phillips vs. Kansas, (01/14/87)
 Tami Rogers vs. Sam House State, (11/24/89)
FT% (min. 10 attempts): 1.000 (14-of-14)
 LaNeisha Cauffield vs. Texas A&M, (01/31/01)
Rebounds: 25, Cathy Bassett vs. C. Missouri St., (01/04/91)
Assists: 19, Sharee Mitchum, vs. Oral Roberts, (02/10/94)
Blocked Shots: 11, LaNae Jones vs. Southern, (12/29/93)
Steals: 11, Jacquetta Hurley vs. Missouri, (02/11/83)



» Madi Williams set a school record on Jan. 3, 2021 when she tallied 45 points vs. West Virginia inside Lloyd Noble Center.

» OPPONENT TEAM

Points: 109, Missouri, (02/25/83)
FG Made: 41, (twice)
 Missouri, (02/25/83); Notre Dame (3/21/22)
FG Attempts: 91, Kansas, (02/03/90)
FG%: .640, Missouri, (02/07087)
3-Point FG Made: 14, Kansas State, (02/10/19)
3-Point FG Attempts: 32, Sacramento State, (11/13/11)
3P% (min. 5 made): .769, (10-of-13)
 Sacramento State, (11/13/11)
FT Made: 34, Oral Roberts, (12/02/87)
FT Attempts: 43, Oklahoma State, (02/05/86)
FT% (min. 15 made): .947 (18-of-19), Nebraska, (02/05/00)
Rebounds: 65, Arkansas, (12/12/89)
Assists: 23, (four times)
 Drake, (12/17/19); Texas Tech, (03/07/20);
 Baylor, twice, (02/27/17) and (02/25/13)
Blocked Shots: 11 (twice)
 Stanford, (03/19/01); Baylor, (02/10/10)
Steals: 18, Missouri, (02/04/84)

» OPPONENT INDIVIDUAL

Points: 45, Kelsey Plum, Washington, (11/14/14)
FG Made: 17, Patrice Hoskins, Miss. Valley State, (12/08/88)
FG Attempts: 28, (twice)
 Alicia Hulbert, Tulsa, (02/10/78)
 Andrea Riley, Oklahoma State, (02/28/09)
FG% (min. 10 made): 1.000 (10-of-10)
 Ayana Mitchell, LSU, (12/07/19)
3-Point FGs Made: 10, Tegan Graham, BYU, (12/10/21)
3-Point FG Attempts: 18, Danielle Viglione, Texas, (12/07/94)
3P% (min. 5 made): 1.000 (5-of-5)
 Kristin Rethman, Kansas State, (02/14/01)
FT Made: 16, Vickie Adkins, Kansas, (01/31/84)
FT Attempts: 18, (twice)
 Nikki Smith, Missouri, (02/15/95)
 Lauren Heard, TCU, (03/04/21)
FT% (min. 10 made): 1.000 (16-of-16)
 Vickie Adkins, Kansas, (01/31/84)
Rebounds: 21, Lauren Gustin, BYU, (12/10/21)
Assists: 12, Olivia Miles, Notre Dame, (3/21/21)
Blocked Shots: 11, Brittney Griner, Baylor, (02/10/10)
Steals: 11, Lauren Heard, TCU, (03/04/21)



» Ashley Paris was one of eight Sooners to score in double figures in OU's 121-48 win over Central Arkansas on Dec. 20, 2007. The Sooners' 121 points tied the single-game program record.

RECORDS

RECORDS



» POINTS

1.	45Madi Williams.....	West Virginia	Jan. 3, 2021
2.	43Courtney Paris.....	New Mexico	Dec. 30, 2006
3.	41Courtney Paris.....	Oklahoma State	Feb. 4, 2007
4.	40Phylesha Whaley.....	Arkansas	March 14, 1999
5.	38Phylesha Whaley.....	Texas	Jan., 17, 1998
6.	37Aaryn Ellenberg.....	Texas	Jan. 8, 2014
37Jacquetta Hurley.....	Kansas State1985
37Jacquetta Hurley.....	Nebraska1984
37Molly McGuire.....	Oral Roberts1982
10.	36Aaryn Ellenberg.....	DePaul	March 19, 2014
36Danielle Robinson.....	Oklahoma StateFeb. 6, 2010
36Courtney Paris.....	Iowa StateMarch 8, 2006
36Phylesha Whaley.....	NebraskaFeb. 14, 1998
36Carin Stites.....	UTSAJan. 21, 1991
36Molly McGuire.....	Oral Roberts1983
16.	35Ana Llanusa.....	Iowa State	Jan. 19, 2019
17.	34Aaryn Ellenberg.....	Ohio State	Dec. 5, 2010
18.	33Madi Williams.....	Baylor	March 12, 2022
33Ana Llanusa.....	Kansas StateFeb. 10, 2019
33Shaina Pellington.....	Western KentuckyNov. 9, 2018
33Vionise Pierre-Louis.....	West VirginiaFeb. 4, 2017
33Aaryn Ellenberg.....	BaylorJan. 26, 2013
33Danielle Robinson.....	Texas A&MJan. 23, 2011
33LaNeisha Caufield.....	Montana StateDec. 8, 2001
33Phylesha Whaley.....	BYUMarch 18, 2000
33Pam Pennon.....	Iowa StateFeb. 27, 1996

» REBOUNDS

1.	26Courtney Paris.....	Baylor	March 11, 2006
2.	25Courtney Paris.....	New Mexico	Dec. 30, 2006
25Cathy Bassett.....	Cent. Missouri StateJan. 4, 1991
4.	24Courtney Paris.....	South Carolina	Dec. 30, 2007
5.	23Ashley Paris.....	Missouri	March 11, 2008
6.	22Courtney Paris.....	Texas Tech	Feb. 27, 2008
22Courtney Paris.....	TulsaDec. 8, 2007
22Courtney Paris.....	North TexasNov. 27, 2007
22Courtney Paris.....	UCLADec. 5, 2005
10.	21Courtney Paris.....	Texas	Jan. 25, 2009
21Courtney Paris.....	Iowa StateMarch 10, 2007
21Courtney Paris.....	Central MichiganDec. 21, 2005
21Courtney Paris.....	MissouriFeb. 25, 2007
21Courtney Paris.....	Michigan StateDec. 21, 2005
21Molly McGuire.....	Wichita StateDec. 10, 1979
16.	20Vionise Pierre-Louis.....	Oklahoma State	Jan. 20, 2018
20Courtney Paris.....	NebraskaJan. 10, 2009
20Courtney Paris.....	Arizona StateNov. 21, 2008
20Courtney Paris.....	MissouriMarch 11, 2008
20Courtney Paris.....	Ole MissMarch 25, 2007
20Courtney Paris.....	Texas A&MJan. 27, 2007
20Courtney Paris.....	TexasFeb. 15, 2006
20Courtney Paris.....	SMUNov. 13, 2005
20Desiree Taylor.....	Oral RobertsDec. 15, 1996

» ASSISTS

1.	19Sharee Mitchum.....	Oral Roberts	Feb. 10, 1994
2.	16Dionnah Jackson.....	Texas A&M	Jan. 22, 2005
3.	15Viki Streets.....	Colorado1985
4.	14Kelbie Washington.....	Wichita State	Dec. 29, 2021
14Stacey Dales.....	SMUJan. 9, 2000
14Shonika Breedlove.....	Texas A&MJan. 21, 1998
7.	13Stacey Dales.....	Baylor	Feb. 21, 2001
13Margaret McKeon.....	UT-ArlingtonDec. 8, 1986
9.	12Mandy Simpson.....	Kansas	Feb. 2, 2020
12Morgan Hook.....	TCUJan. 9, 2013
12Danielle Robinson.....	TennesseeFeb. 2, 2009
12LaNeisha Caufield.....	Iowa StateJan. 6, 2001
12Stacey Dales.....	Kansas StateFeb. 14, 2001
12Stacey Dales.....	BYUMarch 12, 2000
12Sharee Mitchum.....	UtahDec. 2, 1994
12Margaret McKeon.....	Oral RobertsDec. 10 1988
17.	11Nevaeh Tot.....	UAPB	Dec. 29, 2020
11Jessi Murcer.....	Texas TechMarch 5, 2019
11Gileysa Penzo.....	New MexicoDec. 16, 2017
11Morgan Hook.....	StetsonNov. 8, 2013
11Danielle Robinson.....	MiamiMarch 22, 2011
11Danielle Robinson.....	MilwaukeeNov. 13, 2010
11Dionnah Jackson.....	ColoradoFeb. 18, 2004
11Stacey Dales.....	San DiegoDec. 21, 1999
11Sharee Mitchum.....	KansasMarch 5, 1995
11Sharee Mitchum.....	ArkansasJan. 25, 1994
11Sharee Mitchum.....	TexasNov. 30, 1993
11Sharee Mitchum.....	Iowa StateJan. 8, 1993

» BLOCKS

1.	11LaNae Jones.....	Southern	Dec. 29, 1993
2.	10Courtney Paris.....	Texas Texas	March 1, 2006
3.	9Vionise Pierre-Louis.....	Gonzaga	March 18, 2017
9Nicole Griffin.....	TexasJan. 21, 2012
5.	8Nancy Mulkey.....	Kansas	Dec. 29, 2016
8Courtney Paris.....	TexasFeb. 3, 2008
7.	7Nancy Mulkey.....	Kansas	Feb. 1, 2017
7Vionise Pierre-Louis.....	PurdueMarch 19, 2016
7Courtney Paris.....	Texas TechJan. 18, 2006
7Courtney Paris.....	Arizona StateNov. 22, 2007
7Courtney Paris.....	MissouriMarch 11, 2008
7Courtney Paris.....	BaylorJan. 28, 2009

» STEALS

1.	11Pam Pennon.....	Oral Roberts	Dec. 20, 1995
11Jacquetta Hurley.....	MissouriFeb. 12, 1983
3.	10Maddie Manning.....	Portland State	Dec. 21, 2016
10Sharee Mitchum.....	MichiganDec. 28, 1993
10Pam Pennon.....	Iowa StateJan. 7, 1996
6.	9Caton Hill.....	Tulsa	Nov. 29, 1999
9LaNeisha Caufield.....	NebraskaFeb. 7, 2001
9Dionnah Jackson.....	IowaNov. 27, 2004
9Aaryn Ellenberg.....	Kansas StateJan. 17, 2012
10.	8Ana Llanusa.....	UAB	Nov. 11, 2019
8Maddie Manning.....	Texas TechJan. 10, 2018
8LaNeisha Caufield.....	TexasNov. 11, 2001
8Amanda Thompson.....	NebraskaJan. 16, 2008
8Danielle Robinson.....	MilwaukeeNov. 13, 2010

» 30-POINT GAMES

ANGIE ALEXANDER (1)

Pts.	Opponent	Date
30	Iowa State	Dec. 30, 1991

LANEISHA CAUFIELD (3)

Pts.	Opponent	Date
32	Missouri	Feb. 27, 1999
33	Montana State	Dec. 8, 2001
30	Villanova	March 18, 2002

STACEY DALES (1)

Pts.	Opponent	Date
30	Missouri	Feb. 23, 2002

AARYN ELLENBERG (5)

Pts.	Opponent	Date
34	Ohio State	Dec. 5, 2010
31	Kansas State	Jan. 17, 2012
33	Baylor	Jan. 26, 2013
37	Texas	Jan. 8, 2014
36	DePaul	March 22, 2014

GABBY GREGORY (1)

Pts.	Opponent	Date
30	Baylor	Feb. 22, 2020

ANGI GUFFY (1)

Pts.	Opponent	Date
30	Kansas State	Feb. 19, 1993

JACQUETTA HURLEY (2)

Pts.	Opponent	Date
37	Nebraska	March 3, 1984
37	Kansas State	Jan. 26, 1985

DALE IVEY (1)

Pts.	Opponent	Date
36	Colorado	1988

DIONNAH JACKSON (1)

Pts.	Opponent	Date
30	Baylor	Feb. 9, 2005

PEYTON LITTLE (1)

Pts.	Opponent	Date
30	Kansas State	Feb. 21, 2015

ANA LLANUSA (4)

Pts.	Opponent	Date
30	Missouri State	Nov. 14, 2019
31	Baylor	Feb. 16, 2019
33	Kansas State	Feb. 10, 2019
35	Iowa State	Jan. 19, 2019

MOLLY MCGUIRE (2)

Pts.	Opponent	Date
37	Oral Roberts	1982
37	Oral Roberts	1983

GABBI ORTIZ (1)

Pts.	Opponent	Date
31	South Florida	Dec. 9, 2017

COURTNEY PARIS (13)

Pts.	Opponent	Date
30	Iowa	Nov. 25, 2005
32	Texas	Jan. 25, 2006
31	Baylor	Feb. 12, 2009
36	Iowa State	March 8, 2006
30	BYU	March 20, 2006
43	New Mexico	Dec. 30, 2006
32	Baylor	Jan. 10, 2007
41	Oklahoma State	Feb. 4, 2007
32	Kansas	Feb. 21, 2007
33	Missouri	Feb. 25, 2007
31	Ole Miss	March 25, 2007
30	Colorado	Feb. 9, 2008
30	Missouri	March 11, 2008

PAM PENNON (1)

Pts.	Opponent	Date
33	Iowa State	Jan. 7, 1996

VIONISE PIERRE-LOUIS (2)

Pts.	Opponent	Date
33	West Virginia	Feb. 4, 2017
32	Oregon	Nov. 25, 2017

TAYLOR ROBERTSON (3)

Pts.	Opponent	Date
30	Wichita State	Nov. 30, 2019
31	West Virginia	Jan. 15, 2020
31	Kansas	Feb. 2, 2020

DANIELLE ROBINSON (4)

Pts.	Opponent	Date
31	Arkansas	Dec. 5, 2009
36	Oklahoma State	Feb. 6, 2010
30	Texas	Jan. 16, 2011
33	Texas A&M	Jan. 26, 2011

TAMI ROGERS (3)

Pts.	Opponent	Date
33	ULM	Dec. 2, 1989
30	Texas A&M	Dec. 5, 1989
31	Nebraska	Jan. 31, 1990

NYESHIA STEVENSON (2)

Pts.	Opponent	Date
32	Marist	Dec. 9, 2009
31	Kentucky	March 30, 2010

CARIN STITES (2)

Pts.	Opponent	Date
33	Cent. Missouri State	Jan. 4, 1991
36	UTSA	Jan. 21, 1991

MARIA VILLARROEL (3)

Pts.	Opponent	Date
31	Sam Houston St.	Nov. 26, 2002
30	Fordham	Nov. 29, 2002
31	Missouri	Feb. 26, 2003

MANDY WADE (1)

Pts.	Opponent	Date
30	Okl. State	Feb. 26, 1995

PHYLESHA WHALEY (10)

Pts.	Opponent	Date
31	Georgia	Dec. 11, 1997
30	Texas A&M	Jan. 3, 1998
38	Texas	Jan. 17, 1998
30	Texas A&M	Jan. 21, 1998
30	Texas Tech	Feb. 11, 1998
36	Nebraska	Feb. 14, 1998

30	Jackson State	Dec. 7, 1998
40	Arkansas	March 14, 1999
31	Texas	Feb. 16, 2000
33	BYU	March 18, 2000

KAYLON WILLIAMS (1)

Pts.	Opponent	Date
32	Iowa State	Feb. 27, 2016

MADI WILLIAMS (1)

Pts.	Opponent	Date
45	W. Virginia	Jan. 3, 2021
33	Baylor	March 12, 2022

» CAREER

No.	Player	Years
13	Courtney Paris	2006-09
10	Phylesha Whaley	1997-00
5	Aaryn Ellenberg	2011-14
4	Danielle Robinson	2008-11
4	Ana Llanusa	2018-pres.
3	LaNeisha Caufield	1999-02
3	Taylor Robertson	2018-pres.
3	Tami Rogers	1987, 89-90
3	Maria Villarroel	2002-03
2	Jacquetta Hurley	1983-86
2	Molly McGuire	1980-83
2	Vionise Pierre-Louis	2015-



» 20-REBOUND GAMES

CATHY BASSETT (1)	Reb.	Opponent	Date
25	Cent. Missouri State	Jan. 4, 1991	

MOLLY MCGUIRE (1)	Reb.	Opponent	Date
21	Wichita State	Dec. 10, 1979	

COURTNEY PARIS (19)	Reb.	Opponent	Date
20	SMU	Nov. 13, 2005	
22	UCLA	Dec. 5, 2005	
21	Michigan State	Dec. 21, 2005	
20	Texas	Feb. 15, 2006	
26	Baylor	March 11, 2006	
25	New Mexico	Dec. 30, 2006	
20	Texas A&M	Jan. 27, 2007	
21	Missouri	Feb. 25, 2007	
21	Iowa State	March 10, 2007	
20	Ole Miss	March 25, 2007	
22	North Texas	Nov. 27, 2007	
22	Tulsa	Dec. 8, 2007	
24	South Carolina	Dec. 30, 2007	
22	Texas Tech	Feb. 27, 2008	
20	Missouri	March 11, 2008	
20	Arizona State	Nov. 21, 2008	
20	Nebraska	Jan. 10, 2009	
21	Texas	Jan. 25, 2009	
24	Texas Tech	Feb. 17, 2009	

ASHLEY PARIS (1)	Reb.	Opponent	Date
23	Missouri	March 11, 2008	

VIONISE PIERRE-LOUIS (1)	Reb.	Opponent	Date
20	Oklahoma State	Jan. 20, 2018	

DESIREE TAYLOR (1)	Reb.	Opponent	Date
20	Oral Roberts	Dec. 15, 1996	

» CAREER

No.	Player	Years
19	Courtney Paris	2006-09
1	Cathy Bassett	1990-91
1	Molly McGuire	1980-83
1	Ashley Paris	2006-09
1	Vionise Pierre-Louis	2015-18
1	Desiree Taylor	1998-01

» SEASON

No.	Player	Year
5	Courtney Paris	2005-06
5	Courtney Paris	2006-07
5	Courtney Paris	2007-08
4	Courtney Paris	2008-09

» 10-ASSIST GAMES

ANGIE ALEXANDER (1)	Ast.	Opponent	Date
10	UTSA	Jan. 21, 1991	

SHONIKA BREEDLOVE (1)	Ast.	Opponent	Date
10	Texas A&M	Jan. 21, 1998	



» Kelbie Washington set a freshman program record with 14 assists vs. Wichita State in 2021.

BRITNEY BROWN (2)	Ast.	Opponent	Date
10	South Carolina	Dec. 7, 2006	
10	BYU	March 20, 2006	

LANEISHA CAUFIELD (1)	Ast.	Opponent	Date
10	Oral Roberts	Nov. 18, 2000	

STACEY DALES (8)	Ast.	Opponent	Date
10	UTSA	Nov. 23, 1998	
11	San Diego	Feb. 21, 1999	
10	Sam Houston State	Dec. 2, 1999	
12	BYU	March 18, 2000	
14	SMU	Dec. 9, 2000	
10	Wichita State	Nov. 29, 2001	
12	Kansas State	Feb. 14, 2001	
13	Baylor	Feb. 21, 2001	

MORGAN HOOK (4)	Ast.	Opponent	Date
12	TCU	Jan. 9, 2013	
10	Oklahoma State	Feb. 10, 2013	
10	UCLA	Nov. 24, 2013	
11	Stetson	Nov. 8, 2013	

DIONNAH JACKSON (4)	Ast.	Opponent	Date
10	Texas	Jan. 29, 2003	
11	Colorado	Feb. 18, 2004	
10	Tulsa	Dec. 4, 2004	
16	Texas A&M	Jan. 22, 2005	

SHAREE MITCHUM (14)	Ast.	Opponent	Date
16	Oklahoma State	Feb. 20, 1992	
11	Iowa State	Jan. 8, 1993	
10	Prairie View A&M	Jan. 14, 1993	
11	Texas	Nov. 30, 1993	
13	Texas A&M	Dec. 18, 1993	
13	Texas Tech	Dec. 21, 1993	
10	Michigan	Dec. 28, 1993	
10	Kansas	Jan. 21, 1994	
11	Arkansas	Jan. 25, 1994	
14	Colorado	Feb. 27, 1994	
14	New Mexico State	March 24, 1994	
14	Pittsburgh	March 25, 1994	
12	Utah	Dec. 2, 1994	
11	Kansas	March 5, 1995	

JESSI MURCER (1)	Ast.	Opponent	Date
11	Texas Tech	March 5, 2019	

GILEYSA PENZO (2)	Ast.	Opponent	Date
11	New Mexico	Dec. 16, 2018	
10	DePaul	March 16, 2019	

PAM POSEY (1)	Ast.	Opponent	Date
10	Prairie View A&M	Dec. 12, 1990	

DANIELLE ROBINSON (9)	Ast.	Opponent	Date
10	Creighton	Dec. 3, 2008	
10	CSU- Bakersfield	Dec. 12, 2008	
10	Tulsa	Dec. 21, 2008	
10	Texas A&M	Jan. 18, 2009	
12	Tennessee	Feb. 2, 2009	
10	Louisville	April 5, 2009	
10	Tennessee	Jan. 3, 2010	
11	Milwaukee	Nov. 13, 2010	
11	Miami (Fla.)	March 22, 2011	

MANDY SIMPSON (1)	Ast.	Opponent	Date
12	Kansas	Feb. 2, 2020	

NEVAEH TOT (1)	Ast.	Opponent	Date
11	UAPB	Dec. 29, 2020	

KELBIE WASHINGTON (2)	Ast.	Opponent	Date
14	Wichita State	Dec. 29, 2021	
10	SMU	Nov. 30, 2021	

» CAREER

No.	Player	Years
14	Sharee Mitchum	1992-95
9	Danielle Robinson	2008-11
8	Stacey Dales	1998-02
4	Morgan Hook	2011-14
4	Dionnah Jackson	2002-05

» SEASON

No.	Player	Year
9	Sharee Mitchum	1993-94
6	Danielle Robinson	2008-09
4	Stacey Dales	2000-01
2	Gileysa Penzo	2017-18
2	Kelbie Washington	2022-Pres.

» CONSECUTIVE

No.	Player	Dates
3	Sharee Mitchum	Dec. 18-28, 1993
2	Sharee Mitchum	March 24-25, 1994

» POINTS PER GAME

1.	84.5	1984-85
2.	83.7	1983-84
3.	83.2	1982-83
T4.	82.6	2021-22
T4.	82.6	1985-86
6.	81.9	2000-01
7.	80.9	1991-92
8.	79.8	1993-94
9.	79.4	1989-90
10.	79.0	1999-00

» POINTS

1.	2,815	2001-02
2.	2,803	2021-22
3.	2,808	2008-09
4.	2,783	2000-01
5.	2,748	2005-06
6.	2,725	2009-10
7.	2,679	1983-84
8.	2,653	2010-11
9.	2,607	1999-00
10.	2,560	1985-86

» REBOUNDS

1.	1,613	2005-06
2.	1,611	2008-09
3.	1,557	2009-10
4.	1,539	2006-07
5.	1,443	1983-84
6.	1,411	2001-02
7.	1,402	2000-01
8.	1,397	2021-22
9.	1,389	2007-08
10.	1,381	1981-82

» ASSISTS

1.	677	2000-01
2.	641	2021-22
3.	624	2019-20
4.	617	1999-00
5.	605	2005-06
6.	604	2011-12
7.	591	2008-09
8.	575	1993-94
9.	550	1985-86
10.	548	1982-83

» STEALS

1.	421	1984-85
2.	402	2001-02
3.	394	1985-86
4.	387	2000-01
5.	369	1994-95
6.	368	1991-92
7.	343	1983-84
8.	333	1989-90
9.	330	1999-00
10.	326	2021-22

» BLOCKS

1.	211	2008-09
2.	200	2005-06
3.	192	2006-07
4.	190	2016-17
5.	189	2007-08
6.	142	2017-18
7.	141	1992-93
8.	137	2011-12
9.	121	1994-95
10.	116	2013-14

» FIELD GOALS

1.	1,086	1983-84
2.	1,085	2008-09
3.	1,049	1984-85
4.	1,039	1985-86
5.	1,029	2005-06
6.	1,022	2009-10
7.	1,015	2000-01
8.	1,011	2001-02
9.	980	2021-22
10.	952	2006-07

» FIELD GOAL ATTEMPTS

1.	2,372	2009-10
2.	2,308	2008-09
3.	2,259	1983-84
4.	2,243	2021-22
5.	2,214	2001-02
6.	2,202	2010-11
7.	2,182	1985-86
8.	2,180	2005-06
9.	2,151	1989-90
10.	2,134	2000-01

» FIELD GOAL PCT.

1.	495	1984-85
2.	481	1983-84
3.	480	1999-00
T4.	476	2000-01
T4.	476	1985-86
6.	474	1993-94
7.	472	2005-06
8.	470	2008-09
9.	469	1980-81
10.	469	2006-07

» 3-POINT FIELD GOALS

1.	316	2021-22
2.	251	2010-11
3.	242	2019-20
4.	230	2014-15
5.	220	2016-17
6.	217	2013-14
7.	214	2005-06
8.	211	2001-02
9.	207	2000-01
10.	205	2015-16

» 3-POINT FG ATTEMPTS

1.	906	2021-22
2.	713	2010-11
3.	664	2019-20
4.	662	2013-14
5.	660	2014-15
6.	651	2015-16
7.	643	2016-17
8.	615	2005-06
9.	603	2009-10
10.	598	2003-04

» 3-POINT FG PCT.

1.	397	1987-88
2.	380	2000-01
3.	369	2020-21
T4.	366	2018-19
T4.	366	1999-00
T6.	364	2001-02
T6.	364	2019-20
8.	361	1993-94
9.	360	2006-07
10.	353	1991-92

» FREE THROW

1.	592	2013-14
2.	582	2001-02
3.	553	1998-99
4.	547	1999-00
5.	546	2000-01
6.	532	2021-22
7.	522	2010-11
8.	520	1981-82
9.	507	1983-84
10.	500	2011-12

» FREE THROW ATTEMPTS

1.	791	2013-14
2.	778	2001-02
3.	777	1981-82
4.	767	1998-99
5.	761	2000-01
6.	756	1982-83
7.	737	2005-06
8.	731	1999-00
9.	725	1983-84
10.	705	2021-22

» FREE THROW PCT.

1.	769	2010-11
2.	762	2020-21</



» POINTS

Player	Pts.	Season
1. Courtney Paris	788	2005-06
2. Courtney Paris	775	2006-07
3. Phylesha Whaley	686	1999-00
4. Aaryn Ellenberg	654	2012-13
5. Danielle Robinson	642	2010-11
6. Danielle Robinson	639	2009-10
7. LaNeisha Caufield	626	2001-02
8. Stacey Dales	611	2001-02
9. Madi Williams	594	2021-22
10. Courtney Paris	588	2008-09

» POINTS PER GAME

Player	PPG	Season
1. Courtney Paris	23.5	2006-07
2. Courtney Paris	21.9	2005-06
3. Phylesha Whaley	20.8	1999-00
4. Molly McGuire	20.6	2012-83
5. Madi Williams	20.0	2020-21
6. Molly McGuire	19.7	1981-82
Tami Rogers	19.7	1989-90
8. Phylesha Whaley	19.6	1998-99
9. Aaryn Ellenberg	19.3	2013-14
10. Taylor Robertson	19.1	2019-20

» FIELD GOALS

Player	FG	Season
1. Courtney Paris	331	2005-06
2. Courtney Paris	318	2006-07
3. Phylesha Whaley	265	1999-00
4. Molly McGuire	243	1979-80
5. Danielle Robinson	240	2009-10
6. Courtney Paris	239	2007-08
7. Courtney Paris	236	2008-09
8. Danielle Robinson	235	2010-11
9. Aaryn Ellenberg	230	2012-13
10. Stacey Dales	228	2001-02

» FIELD GOAL ATTEMPTS

Player	FGA	Season
1. Courtney Paris	558	2006-07
2. Aaryn Ellenberg	542	2012-13
3. Courtney Paris	539	2005-06
4. Tami Rogers	538	1989-90
5. Danielle Robinson	516	2009-10
6. Danielle Robinson	513	2010-11
7. Phylesha Whaley	492	1999-00
8. Whitney Hand	486	2011-12
9. Amanda Thompson	484	2009-10
10. Stacey Dales	479	2001-02

» FIELD GOAL PCT. (MIN. 200 ATT.)

Player	Pct.	Season
1. Molly McGuire	.615	1980-81
2. Molly McGuire	.614	1982-83
3. Courtney Paris	.614	2005-06
4. Vionise Pierre-Louis	.611	2017-18
5. Molly McGuire	.600	1979-80
6. Kaylon Williams	.596	2014-15
7. Lisa Allison	.583	1984-85
8. Jacquetta Hurley	.576	1984-85
9. Maria Villarreal	.576	2002-03
10. Courtney Paris	.570	2006-07

» 3-POINT FIELD GOALS

Player	3FG	Season
1. Taylor Robertson	131	2019-20
2. Taylor Robertson	124	2021-22
3. Aaryn Ellenberg	115	2012-13
4. Taylor Robertson	105	2018-19
5. Aaryn Ellenberg	94	2010-11
6. Aaryn Ellenberg	92	2013-14
7. Erin Higgins	88	2005-06
8. Carin Stiles	87	1990-91
9. Nyeshia Stevenson	86	2009-10
Taylor Robertson	86	2020-21

» 3-POINT FG ATTEMPTS

Player	3FGA	Season
1. Taylor Robertson	308	2019-20
2. Taylor Robertson	279	2021-22
3. Aaryn Ellenberg	278	2012-13
4. Nyeshia Stevenson	259	2009-10
5. Aaryn Ellenberg	256	2013-14
6. Carin Stiles	244	1990-91
7. Aaryn Ellenberg	237	2010-11
8. Taylor Robertson	225	2018-19
9. Gabbi Ortiz	218	2017-18
Rosalind Ross	218	2001-02

» 3-POINT FG PCT. (MIN. 2/GAME)

Player	Pct.	Season
1. Pam Pannon	.494	1995-86
3. Phylesha Whaley	.488	1999-00
3. Taylor Robertson	.467	2018-19
4. Chelsi Welch	.452	2006-07
5. Taylor Robertson	.444	2021-22
6. Melissa Richie	.440	1993-94
7. Leah Rush	.434	2006-07
8. Taylor Robertson	.430	2020-21
9. Taylor Robertson	.425	2019-20
10. Sunny Hardeman	.416	2000-01

» FREE THROWS

Player	FT	Season
1. LaNeisha Caufield	191	2001-02
2. LaNeisha Caufield	183	1998-99
3. LaNeisha Caufield	173	1999-00
4. Phylesha Whaley	168	1997-98
5. Danielle Robinson	167	2010-11
6. Danielle Robinson	157	2009-10
7. Phylesha Whaley	148	1998-99
8. LaNeisha Caufield	146	2000-01
9. Sharane Campbell	139	2013-14
Courtney Paris	139	2006-07

» FREE THROW ATTEMPTS

Player	FTA	Season
1. Courtney Paris	262	2005-06
2. Courtney Paris	242	2006-07
3. LaNeisha Caufield	227	1998-99
4. LaNeisha Caufield	220	2001-02
5. Phylesha Whaley	213	1997-98
6. LaNeisha Caufield	205	1999-00
7. Courtney Paris	201	2008-09
Danielle Robinson	190	2010-11
9. Molly McGuire	188	1982-83
10. Vionise Pierre-Louis	184	2017-18

» FREE THROW PCT. (MIN. 60 ATT.)

Player	Pct.	Season
1. Chelsi Welch	.929	2005-06
2. Taylor Robertson	.928	2021-22
3. Danielle Robinson	.902	2008-09
4. Taylor Robertson	.896	2019-20
5. Taylor Robertson	.889	2018-19
6. Danielle Robinson	.879	2010-11
7. Danielle Robinson	.877	2009-10
8. Sharane Campbell	.874	2013-14
9. LaNeisha Caufield	.868	2001-02
10. Leah Rush	.847	2004-05
Gabby Gregory	.847	2020-21

» REBOUNDS

Player	Reb.	Season
1. Courtney Paris	539	2005-06
2. Courtney Paris	526	2006-07
3. Courtney Paris	503	2008-09
4. Courtney Paris	466	2007-08
5. Amanda Thompson	400	2009-10
6. Shirley Fisher	399	1983-84
7. Joanna McFarland	369	2012-13
8. Molly McGuire	341	1979-80
9. Caton Hill	315	2000-01
10. Molly McGuire	295	1980-81

» REBOUNDS PER GAME

Player	Avg.	Season
1. Courtney Paris	15.9	2006-07
2. Courtney Paris	15.03	2007-08
3. Courtney Paris	14.97	2005-06
4. Courtney Paris	13.6	2008-09
5. Shirley Fisher	12.9	1983-84
6. Lisa Allison	12.3	1985-86
7. Joanna McFarland	10.5	2012-13
Amanda Thompson	10.5	2009-10
9. Molly McGuire	10.3	1979-80
Erika Notzke	10.3	1988-90

» OFFENSIVE REBOUNDS

Player	Reb.	Season
1. Courtney Paris	208	2008-09
2. Courtney Paris	187	2006-07
3. Courtney Paris	178	2007-08
4. Courtney Paris	169	2005-06
5. Amanda Thompson	151	2009-10
6. Erika Notzke	126	1998-89
7. Ashley Paris	116	2008-09
8. Joanna McFarland	112	2012-13
9. Kaylon Williams	110	2014-15
10. Abi Olajuwon	105	2009-10
Cathy Bassett	105	2009-10

» DEFENSIVE REBOUNDS

Player	Reb.	Season
1. Courtney Paris	370	2005-06
2. Courtney Paris	339	2006-07
3. Courtney Paris	295	2008-09
4. Courtney Paris	288	2007-08
5. Amanda Thompson	259	2009-10
6. Joanna McFarland	257	2012-13
7. Ashley Paris	239	2008-09
8. Caton Hill	219	2000-01
9. Madi Williams	208	2021-22
10. Dionnah Jackson	183	2004-05

Bold indicates 2021-22 additions



» Courtney Paris averaged a school-record 23.5 points and 15.9 rebounds per game to earn AP National Player of the Year honors as a sophomore in 2006-07. OU finished 28-5 that season and advanced to the Sweet 16.

» ASSISTS

Player	Ast.	Season
1. Stacey Dales	248	2000-01
2. Sharee Mitchum	242	1993-94
3. Danielle Robinson	217	2008-09
4. Danielle Robinson	202	2009-10
5. Stacey Dales	190	1999-00
6. Morgan Hook	186	2012-13
7. Danielle Robinson	177	2010-11
8. Stacey Dales	176	2001-02
9. Dionnah Jackson	173	2004-05
10. Dionnah Jackson	165	2003-04

» BLOCKS

Player	Bk.	Season
1. Courtney Paris	119	2005-06
2. Courtney Paris	111	2006-07
T3. Courtney Paris	108	2007-08
T3. Courtney Paris	108	2008-09
5. LaNae Jones	78	1995-96
6. Vionise Pierre-Louis	77	2017-18
7. Vionise Pierre-Louis	71	2016-17
8. Nancy Mulkey	62	2016-17
9. Nicole Griffin	58	2012-13
10. Nicole Griffin	57	2011-12

» STEALS

Player	Stl.	Season
1. LaNeisha Caufield	135	2000-01
2. Pam Pannon	109	1995-96
3. Vickie Green	100	1985-86
4. LaNeisha Caufield	97	2001-02
5. LaNeisha Caufield	96	1999-00
6. Danielle Robinson	87	2010-11
7. Pam Pannon	84	1994-95
8. Jacquetta Hurley	83	1984-85
T9. Stacey Dales	82	1999-00
T9. Danielle Robinson	82	2008-09

» MINUTES PLAYED

Player	Min.	Season
1. Nyeshia Stevenson	1,354	2009-10
2. Danielle Robinson	1,333	2009-10
3. Amanda Thompson	1,282	2009-10
4. Whitney Hand	1,230	2011-12
5. LaNeisha Caufield	1,181	2001-02
6. Erin Higgins	1,179	2005-06
7. Taylor Robertson	1,169	2021-22
8. Aaryn Ellenberg	1,163	2012-13
9. Danielle Robinson	1,150	2010-11
10. Phylesha Whaley	1,134	1999-00

» MINUTES AVERAGE

Player	Avg.	Season
1. Taylor Robertson	38.3	2020-21
2. Taylor Robertson	37.7	2019-20
3. Angie Alexander	37.6	1990-91
4. Gabby Gregory	37.5	2020-21
5. Cathy Bassett	36.6	1990-91
6. Gabbi Ortiz	36.5	2017-18
Phylesha Whaley	36.5	1997-98
8. Whitney Hand	36.2	2011-12
9. Erika Notzke	35.9	1988-89
Roxanne Long	35.9	1997-98

Bold indicates 2021-22 additions

RECORDS

RECORDS

» GAMES PLAYED

Player	G	Seasons
1. Jasmine Hartman.....	143	2009-13
2. Danielle Robinson.....	141	2008-11
3. Caton Hill.....	140	2000-04
4. Amanda Thompson.....	138	2007-10
T5. Morgan Hook.....	137	2011-14
T5. Ashley Paris.....	137	2006-09
T5. Courtney Paris.....	137	2006-09
7. Joanna McFarland.....	136	2010-13
9. Sharane Campbell-Olds.....	135	2012-15
10. Aaryn Ellenberg.....	134	2011-14

» GAMES STARTED

Player	Starts	Seasons
1. Danielle Robinson.....	140	2008-11
2. Caton Hill.....	139	2000-04
3. Courtney Paris.....	136	2006-09
T4. LaNeisha Caufield.....	132	1999-02
T4. Stacey Dales.....	132	1998-02
6. Aaryn Ellenberg.....	131	2011-14
7. Erin Higgins.....	123	2003-07
8. Gabbi Ortiz.....	121	2015-18
9. Taylor Robertson.....	118.	2018-Pres.
T10. Leah Rush.....	116	2004-07
T10. Phylesha Whaley.....	116	1997-00

» MINUTES PLAYED

Player	Min.	Seasons
1. Danielle Robinson.....	4,579	2008-11
2. LaNeisha Caufield.....	4,287	1999-02
3. Taylor Robertson.....	4,233.	2018-Pres.
4. Stacey Dales.....	4,199	1998-02
5. Courtney Paris.....	4,143	2006-09
6. Dionnah Jackson.....	4,051	2002-05
7. Erin Higgins.....	4,046	2003-07
8. Phylesha Whaley.....	4,025	1998-00
9. Gabbi Ortiz.....	3,970	2015-18
10. Caton Hill.....	3,883	2000-04

» POINTS

Player	Pts.	Seasons
1. Courtney Paris.....	2,729	2006-09
2. Aaryn Ellenberg.....	2,328	2011-14
3. Phylesha Whaley.....	2,187	1997-00
4. Molly McGuire.....	2,147	1980-83
5. Danielle Robinson.....	2,138	2008-11
6. LaNeisha Caufield.....	2,125	1999-02
7. Taylor Robertson.....	1,972	2018-Pres.
8. Stacey Dales.....	1,920	1998-02
9. Madi Williams.....	1,847	2018-Pres.
10. Caton Hill.....	1,653	2000-04
Jacquetta Hurley.....	1,653	1983-86
12. Lynn McCurdy.....	1,511	1981-84
Angi Guffy.....	1,511	1992-95
14. Dionnah Jackson.....	1,491	2002-05
15. Etta Maytubby.....	1,451	1993-96

Bold indicates active player

» POINTS PER GAME

Player	Avg.	Seasons
1. Courtney Paris.....	19.9	2006-09
2. Phylesha Whaley.....	18.9	1997-00
3. Molly McGuire.....	18.7	1980-83
4. Barbara Johnson.....	18.1	1979
5. Aaryn Ellenberg.....	17.4	2011-14
6. Erin Schreiber.....	17.1	1979
7. Taylor Robertson.....	16.5.	2018-Pres.
8. Carin Stites.....	16.2	1991-92
9. LaNeisha Caufield.....	16.1	1999-02
10. Madi Williams.....	15.5.	2018-Pres.

» FIELD GOALS

Player	FG	Seasons
1. Courtney Paris.....	1,124	2006-09
2. Molly McGuire.....	859	1980-83
3. Aaryn Ellenberg.....	825	2011-14
4. Danielle Robinson.....	810	2008-11
5. Phylesha Whaley.....	777	1997-00
6. Madi Williams.....	723.	2018-Pres.
7. Stacey Dales.....	719	1998-02
8. LaNeisha Caufield.....	679	1999-02
9. Jacquetta Hurley.....	670	1983-86
10. Caton Hill.....	611	2000-04

» FIELD GOAL ATTEMPTS

Player	FGA	Seasons
1. Aaryn Ellenberg.....	2,025	2011-14
2. Courtney Paris.....	1,941	2006-09
3. Danielle Robinson.....	1,676	2008-11
4. Stacey Dales.....	1,621	1998-02
5. Phylesha Whaley.....	1,594	1997-00
6. Madi Williams.....	1,559.	2018-Pres.
7. Molly McGuire.....	1,433	1980-83
8. LaNeisha Caufield.....	1,427	1999-02
9. Lynn McCurdy.....	1,323	1981-84
10. Caton Hill.....	1,292	2000-04

» FIELD GOAL PCT. (MIN. 800 ATT.)

Player	Pct.	Seasons
1. Molly McGuire.....	599	1980-83
2. Courtney Paris.....	569	2006-09
3. Vionise Pierre-Louis.....	562	2015-18
4. Angi Guffy.....	552	1992-95
5. Kaylon Williams.....	541	2012-16
6. Jacquetta Hurley.....	533	1983-86
7. Mandy Wade.....	509	1992-95
8. Lisa Allison.....	508	1984-87
9. Ashley Paris.....	508	2006-09
10. Phylesha Whaley.....	487	1997-00

» 3-POINT FIELD GOALS

Player	3FG	Seasons
1. Taylor Robertson.....	446.	2018-Pres.
2. Aaryn Ellenberg.....	376	2011-14
3. Erin Higgins.....	268	2003-07
3. Gabbi Ortiz.....	215	2015-18
4. Morgan Hook.....	189	2011-14
5. Etta Maytubby.....	174	1993-96
6. Nyeshia Stevenson.....	167	2007-10
7. Whitney Hand.....	164	2009-13
8. Peyton Little.....	161	2015-17
9. Carin Stites.....	152	1991-92
10. Ana Llanusa.....	149.	2017-Pres.

» 3-POINT ATTEMPTS

Player	3FGA	Seasons
1. Taylor Robertson.....	1,012.	2018-Pres.
2. Aaryn Ellenberg.....	975	2011-14
3. Erin Higgins.....	729	2003-07
4. Gabbi Ortiz.....	627	2015-18
5. Etta Maytubby.....	537	1993-96
6. Morgan Hook.....	524	2011-14
7. Nyeshia Stevenson.....	492	2007-10
8. Peyton Little.....	472	2015-17
9. Whitney Hand.....	472	2009-13
10. Chelsi Welch.....	414	2003-07

» 3-POINT FG PCT. (MIN. 200 ATT.)

Player	Pct.	Seasons
1. Taylor Robertson.....	441.	2018-Pres.
2. Pam Pennon.....	417	1995-96
3. Phylesha Whaley.....	401	1997-00
4. Caton Hill.....	396	2000-04
5. Aaryn Ellenberg.....	386	2011-14
6. Rosalind Ross.....	376	2001-02
7. Carin Stites.....	370	1991-92
8. Melissa Ritchie.....	368	1992-95
9. Sunny Hardeman.....	367	1998-01
10. Morgan Hook.....	361	2011-14

» FREE THROWS

Player	FT	Seasons
1. LaNeisha Caufield.....	693	1999-02
2. Phylesha Whaley.....	552	1997-00
3. Danielle Robinson.....	511	2008-11
4. Courtney Paris.....	481	2006-09
5. Sharane Campbell-Olds.....	442	2011-14
6. Molly McGuire.....	429	1980-83
7. Angi Guffy.....	354	1992-95
8. Stacey Dales.....	346	1998-02
9. Lynn McCurdy.....	337	1981-84
Vionise Pierre-Louis.....	337	2015-18

» FREE THROW ATTEMPTS

Player	FTA	Seasons
1. Courtney Paris.....	880	2006-09
2. LaNeisha Caufield.....	826	1999-02
3. Phylesha Whaley.....	710	1997-00
4. Danielle Robinson.....	600	2008-11
5. Molly McGuire.....	588	1980-83
6. Sharane Campbell-Olds.....	574	2011-14
7. Stacey Dales.....	504	1998-02
8. Vionise Pierre-Louis.....	488	2015-18
9. Madi Williams.....	485.	2018-Pres.
10. LaNae Jones.....	482	1993-96

» FREE THROW PCT. (MIN. 200 ATT.)

Player	Pct.	Seasons
1. Taylor Robertson.....	919.	2018-Pres.
2. Gabby Gregory.....	857	2019-22
3. Chelsi Welch.....	855	2003-07
4. Danielle Robinson.....	852	2008-11
5. Gabbi Ortiz.....	839	2015-18
T5. LaNeisha Caufield.....	839	1999-02
7. Tami Rogers.....	811	1986-90
8. Caton Hill.....	799	2000-04
9. Leah Rush.....	795	2004-07
10. Aaryn Ellenberg.....	789	2011-14

» REBOUNDS

Player	Reb.	Seasons
1. Courtney Paris.....	2,034	2006-09
2. Molly McGuire.....	1,071	1980-83
3. Ashley Paris.....	1,064	2006-09
4. Caton Hill.....	1,052	2000-04
5. Amanda Thompson.....	940	2007-10
6. Joanna McFarland.....	910	2010-13
7. Phylesha Whaley.....	892	1997-00
8. Dionnah Jackson.....	829	2002-05
9. Madi Williams.....	817.	2018-Pres.
10. Vionise Pierre-Louis.....	801	2015-18

» REBOUNDS PER GAME

Player	Avg.	Seasons
1. Courtney Paris.....	14.8	2006-09
2. Barbara Johnson.....	9.5	1979
3. Molly McGuire.....	9.3	1980-83
4. Shirley Fisher.....	9.0	1983-85
5. Terri Adams.....	8.8	1980
6. Tina Taylor.....	8.0	1996-97
7. Erin Schreiber.....	7.9	1981
8. Ashley Paris.....	7.8	2006-09
9. Phylesha Whaley.....	7.7	1997-00
10. Caton Hill.....	7.5	2000-04

» OFFENSIVE REBOUNDS

Player	Reb.	Seasons
1. Courtney Paris.....	742	2006-09
2. Ashley Paris.....	350	2006-09
3. Amanda Thompson.....	342	2007-10
4. Kaylon Williams.....	341	2012-16
5. Joanna McFarland.....	314	2010-13
6. Phylesha Whaley.....	313	1997-00
7. Caton Hill.....	304	2000-04
8. Vionise Pierre-Louis.....	263	2015-18
9. Stacey Dales.....	235	1998-02
10. Leah Rush.....	233	2004-07

» DEFENSIVE REBOUNDS

Player	Reb.	Seasons
1. Courtney Paris.....	1,292	2006-09
2. Caton Hill.....	745	2000-04
3. Ashley Paris.....	714	2006-09
4. Dionnah Jackson.....	626	2002-05
5. Madi Williams.....	601.	2018-Pres.
6. Joanna McFarland.....	596	2010-13
7. Amanda Thompson.....	592	2007-10
8. Phylesha Whaley.....	579	1997-00
9. Vionise Pierre-Louis.....	538	2015-18
10. Stacey Dales.....	486	1998-02

» ASSISTS

Player	Ast.	Seasons
1. Stacey Dales.....	764	1998-02
2. Danielle Robinson.....	726	2008-11
3. Dionnah Jackson.....	606	2002-05
4. Sharee Mitchum.....	601	1992-95
5. Morgan Hook.....	507	2011-14
6. Gabbi Ortiz.....	383	2015-18
7. LaNeisha Caufield.....	377	1999-02
8. Angie Alexander.....	367	1989-92
9. Brittany Brown.....	322	2004-07
10. Etta Maytubby.....	302	1993-96

» BLOCKS

Player	Blk.	Seasons
1. Courtney Paris.....	446	2006-09
2. LaNae Jones.....	243	1993-96
3. Vionise Pierre-Louis.....	221	2015-18
4. Nicole Griffin.....	197	2011-14
5. Amanda Thompson.....	122	2007-10
6. Ashley Paris.....	114	2006-09
7. Angi Guffy.....	99	1992-95
T8. Lisa Allison.....	84	1984-87
T8. Jacquetta Hurley.....	84	1983-86
10. Kaylon Williams.....	77	2012-16

» STEALS

Player	Stl.	Seasons
1. LaNeisha Caufield.....	402	1999-02
2. Danielle Robinson.....	309	2008-11
3. Jacquetta Hurley.....	280	1983-86
4. Dionnah Jackson.....	265	2002-05
5. Stacey Dales.....	250	1998-02
6. LaTrenda Phillips.....	232	1984-87
7. Caton Hill.....	217	2000-04
8. Etta Maytubby.....	205	1993-96
Lynn McCurdy.....	205	1981-84
10. Angie Alexander.....	203	1989-92

» DOUBLE-DOUBLES

Player	Dbl-Dbl.	Seasons
1. Courtney Paris.....	128	2006-09
2. Molly McGuire.....	54	1980-83
3. Caton Hill.....	33	2000-04
4. Ashley Paris.....	33	2006-09
Jacquetta Hurley.....	33	1983-86
6. Phylesha Whaley.....	25	1997-00
7. Madi Williams.....	23.	2018-Pres.
7. Jo Mosley.....	22	1986-89
8. Vionise Pierre-Louis.....	21	2015-18
9. Joanna McFarland.....	20	2010-13

» DOUBLE-DIGIT SCORING GAMES

Player	Tot.	Seasons
1. Courtney Paris.....	134	2006-09
2. Aaryn Ellenberg.....	112	2011-14
3. LaNeisha Caufield.....	108	1999-02
4. Stacey Dales.....	104	1998-09
5. Phylesha Whaley.....	102	1997-00
6. Molly McGuire.....	100	1980-83
7. Taylor Robertson.....	98.	2018-Pres.
Madi Williams.....	98.	2018-Pres.
9. Jacquetta Hurley.....	92	1983-86
10. Caton Hill.....	90	2000-04

Bold indicates active player



» Two-time Big 12 Player of the Year Stacey Dales is the program's all-time leader in assists. She earned All-America honors as a junior and a senior, and guided the Sooners to their first Final Four appearance in 2002.

RECORDS



YEAR-BY-YEAR STATISTICS

YEAR	W-L	FGM	FGA	FG%	3FGM	3FGA	3FG%	FTM	FTA	FT%	REB	AVG	PTS	AVG
1974-75*	2-14	-	-	-	-	-	-	-	-	-	-	-	-	-
1975-76	3-14	287	1045	.274	-	-	-	146	271	.539	NA	NA	737	43.3
1976-77^	4-20	490	1377	.356	-	-	-	194	389	.499	620	29.5	1174	55.9
1977-78	20-12	937	2183	.429	-	-	-	357	595	.602	1082	34.3	2231	69.8
1978-79	13-16	721	1700	.424	-	-	-	312	491	.635	971	33.5	1754	60.5
1979-80	17-16	863	2012	.431	-	-	-	294	475	.619	1345	40.8	2030	61.5
1980-81	21-11	917	1956	.469	-	-	-	494	695	.711	1327	42.8	2328	75.1
1981-82	17-14	854	1988	.430	-	-	-	520	777	.669	1381	44.5	2228	71.9
1982-83	17-11	927	1982	.468	-	-	-	476	756	.630	1287	46.0	2330	83.2
1983-84	22-10	1086	2259	.481	-	-	-	507	725	.699	1443	45.1	2679	83.7
1984-85	23-7	1049	2119	.495	-	-	-	437	681	.641	1295	43.2	2535	84.5
1985-86	24-7	1039	2182	.476	-	-	-	482	699	.690	1299	41.9	2560	82.6
1986-87	18-10	876	1938	.452	-	-	-	386	591	.653	1131	40.4	2140	76.4
1987-88	14-13	855	1990	.430	77	194	.397	339	522	.649	1183	43.8	2126	78.7
1988-89	11-16	903	2012	.449	22	77	.299	301	442	.681	1177	43.6	2129	78.9
1989-90	7-22	893	2151	.415	67	213	.315	451	634	.711	1199	41.3	2304	79.4
1990-91	10-18	796	1857	.428	159	468	.339	338	520	.650	1065	37.8	2089	74.6
1991-92	17-12	907	1968	.461	130	368	.353	421	619	.680	1066	36.8	2346	80.9
1992-93	12-15	699	1581	.442	80	293	.273	384	591	.650	1064	39.4	1865	69.1
1993-94	18-12	908	1915	.474	163	451	.361	413	610	.677	1271	42.2	2392	79.8
1994-95	22-9	901	1988	.453	153	484	.316	451	673	.670	1206	38.9	2412	77.8
1995-96	12-15	722	1718	.420	166	476	.349	364	562	.648	1053	39.0	1974	73.1
1996-97	5-22	587	1519	.386	128	414	.309	348	520	.669	1006	37.3	1650	61.1
1997-98	8-19	623	1567	.398	155	466	.333	427	629	.679	1025	38.0	1828	67.7
1998-99	15-14	733	1640	.447	103	333	.309	621	851	.730	1156	39.9	2190	75.5
1999-00	25-8	947	1974	.480	166	454	.366	547	731	.748	1277	38.7	2607	79.0
2000-01	28-6	1015	2134	.476	207	545	.380	546	761	.717	1402	41.2	2783	81.9
2001-02	32-4	1011	2214	.457	211	580	.364	582	778	.748	1411	39.2	2815	78.2
2002-03	19-13	755	1812	.417	136	456	.298	493	700	.704	1281	40.0	2139	66.8
2003-04	24-9	842	1936	.435	191	598	.319	458	628	.729	1343	40.7	2333	70.7
2004-05	17-13	756	1796	.421	189	571	.331	370	511	.724	1188	39.6	2071	69.0
2005-06	31-5	1029	2180	.472	214	615	.348	476	737	.646	1613	44.8	2748	76.3
2006-07	28-5	952	2029	.469	181	503	.360	444	688	.645	1539	46.6	2529	76.6
2007-08	22-9	911	2019	.451	113	399	.283	322	495	.651	1389	44.8	2257	72.8
2008-09	32-5	1085	2308	.470	177	540	.328	456	674	.677	1611	43.5	2803	75.8
2009-10	27-11	1022	2372	.431	187	603	.310	494	670	.737	1552	40.8	2725	71.7
2010-11	23-12	940	2202	.427	251	713	.352	522	679	.769	1371	39.2	2653	75.8
2011-12	21-13	853	2008	.425	202	582	.347	500	676	.740	1374	40.4	2408	70.8
2012-13	24-11	879	2077	.423	272	743	.366	512	697	.735	1412	40.3	2542	72.6
2013-14	18-15	874	1994	.438	317	662	.328	592	791	.748	1321	40.0	2557	77.5
2014-15	21-12	877	2014	.435	230	660	.348	481	690	.697	1264	38.3	2465	74.7
2015-16	22-11	819	1981	.413	205	651	.315	454	638	.712	1285	38.9	2297	69.6
2016-17	23-10	868	2093	.415	220	643	.342	485	659	.736	1298	39.3	2441	74.0
2017-18	16-15	848	1924	.441	197	589	.334	464	470	.693	1190	38.4	2357	76.0
2018-19	8-22	764	1808	.423	200	546	.366	433	649	.667	1176	39.2	2161	72.0
2019-20*	12-18	813	1903	.427	242	664	.364	423	586	.722	1151	38.4	2291	76.4
2020-21	12-12	630	1388	.454	195	531	.369	308	404	.762	775	32.3	1764	73.5
2021-22	25-9	980	2243	.437	316	906	.349	532	705	.755	1397	41.1	2808	82.6

* Statistics unavailable

^ Reflects 21 of 24 games that season

* Season ended prior to the Big 12 Conference tournament due to COVID-19 pandemic

RECORDS

YEAR-BY-YEAR LEADERS



» SCORING AVERAGE

Year	Player	G	Pts.	AvG.
1974-75	Julie Arrington	16	137	8.6
1975-76	Jo Stottsberry	16	193	12.0
1976-77	Mary Lane	24	344	14.3
1977-78	Vickie McCann	26	341	13.6
1978-79	Barbara Johnson	29	524	18.1
1979-80	Molly McGuire	33	579	17.5
1980-81	Molly McGuire	31	540	17.4
1981-82	Molly McGuire	23	452	19.7
1982-83	Molly McGuire	28	576	20.6
1983-84	Lynn McCurdy	32	530	16.6
1984-85	Jacquetta Hurley	30	515	17.2
1985-86	Vickie Green	31	458	14.8
1986-87	LaTrenda Phillips	28	361	12.9
1987-88	Jo Mosley	24	357	14.9
1988-89	Jo Mosley	26	439	16.9
1989-90	Tami Rogers	29	571	19.7
1990-91	Carin Stites	28	517	18.4
1991-92	Angi Guffy	29	444	15.3
1992-93	Angi Guffy	27	403	14.9
1993-94	Etta Maytubby	28	413	14.8
1994-95	Mandy Wade	30	423	14.1
1995-96	Pam Pennon	27	388	14.4
1996-97	Phylesha Whaley	27	386	14.3
1997-98	Phylesha Whaley	27	546	20.2
1998-99	Phylesha Whaley	29	569	19.6
1999-00	Phylesha Whaley	33	686	20.8
2000-01	Stacey Dales	34	543	16.0
2001-02	LaNeisha Caulfield	36	626	17.4
2002-03	Maria Villarreal	32	480	15.0
2003-04	Maria Villarreal	33	472	14.3
2004-05	Leah Rush	30	465	15.5
2005-06	Courtney Paris	36	788	21.9
2006-07	Courtney Paris	33	775	23.5
2007-08	Courtney Paris	31	578	18.6
2008-09	Courtney Paris	37	588	15.9
2009-10	Danielle Robinson	38	639	16.8
2010-11	Danielle Robinson	35	642	18.3
2011-12	Aaryn Ellenberg	34	528	15.5
2012-13	Aaryn Ellenberg	35	654	18.7
2013-14	Aaryn Ellenberg	30	580	19.3
2014-15	Peyton Little	33	417	12.6
2015-16	Kaylon Williams	33	410	12.4
2016-17	Maddie Manning	30	378	12.6
2017-18	Vionise Pierre-Louis	31	477	15.9
2018-19	Ana Llanusa	20	365	18.3
2019-20	Taylor Robertson	30	573	19.1
2020-21	Madi Williams	21	420	20.0
2021-22	Madi Williams	33	594	18.0

» REBOUNTING AVERAGE

Year	Player	G	Rebs.	AvG.
1974-75	Julie Arrington	16	129	8.1
1975-76	No statistics available			
1976-77	Gale Frasier	21	132	9.4
1977-78	Teresa Ray	32	230	7.2
1978-79	Barbara Johnson	29	276	9.5
1979-80	Molly McGuire	33	341	10.3
1980-81	Molly McGuire	31	295	9.5



» Molly McGuire was the first player to lead the Sooners in scoring in four consecutive seasons. McGuire was also the first player to average more than 20 points during one year, scoring 20.6 per contest in the 1982-83 season.

1981-82	Janet Freeman	31	219	7.1
1982-83	Molly McGuire	28	238	8.5
1983-84	Lynn McCurdy	32	212	6.6
1984-85	Jacquetta Hurley	30	236	7.9
1985-86	Jacquetta Hurley	31	189	6.1
1986-87	Jo Mosley	28	202	7.2
1987-88	Jo Mosley	24	194	8.1
1988-89	Erika Notzke	27	278	10.3
1989-90	Tami Rogers	29	237	8.2
1990-91	Cathy Bassett	28	245	8.7
1991-92	Angi Guffy	29	204	7.0
1992-93	LaNae Jones	27	175	6.5
1993-94	Mandy Wade	30	209	7.0
1994-95	Mandy Wade	30	190	6.3
1995-96	LaNae Jones	27	187	6.9
1996-97	Tina Taylor	25	218	8.7
1997-98	Phylesha Whaley	27	220	8.1
1998-99	Phylesha Whaley	29	218	7.5
1999-00	Phylesha Whaley	33	261	7.9
2000-01	Caton Hill	34	315	9.3
2001-02	Caton Hill	36	250	6.9
2002-03	Theresa Schuknecht	32	212	6.6
2003-04	Maria Villarreal	33	211	6.4
2004-05	Diannah Jackson	30	255	8.5
2005-06	Courtney Paris	36	539	15.0
2006-07	Courtney Paris	33	526	15.9
2007-08	Courtney Paris	31	466	15.0
2008-09	Courtney Paris	37	503	13.6
2009-10	Amanda Thompson	38	400	10.5
2010-11	Joanna McFarland	35	232	6.6
2011-12	Whitney Hand	34	241	7.1
2012-13	Joanna McFarland	35	369	10.5
2013-14	Sharane Campbell	33	178	5.4
2014-15	Kaylon Williams	32	212	6.6
2015-16	Kaylon Williams	33	234	7.1
2016-17	Vionise Pierre-Louis	33	251	7.9
2017-18	Vionise Pierre-Louis	31	262	8.7
2018-19	Madi Williams	30	241	8.0
2019-20	Madi Williams	30	218	7.3
2020-21	Madi Williams	21	108	5.1
2021-22	Madi Williams	33	250	7.6

RECORDS

» ASSISTERS AVERAGE

Year	Player	G	Ast.	Avg.
1980-81	Janet Gabriel	93		
1981-82	Ladanah Sanders	100		
1982-83	Sandy Hetherington	120		
1983-84	Shirley Fisher	131		
1984-85	Viki Streets	116		
1985-86	Viki Streets	126		
1986-87	Margaret McKeon	111		
1987-88	Margaret McKeon	149		
1988-89	Tami Rogers	27	106	3.9
1989-90	Tami Rogers	29	95	3.3
1990-91	Angie Alexander	28	127	4.5
1991-92	Angie Alexander	29	125	4.3
1992-93	Sharee Mitchum	27	134	5.0
1993-94	Sharee Mitchum	30	242	8.1
1994-95	Sharee Mitchum	31	156	5.0
1995-96	Pam Pennon	27	119	4.4
1996-97	Roxanne Long	27	86	3.2
1997-98	Shonika Breedlove	27	112	4.2
1998-99	Stacey Dales	29	150	5.2
1999-00	Stacey Dales	33	190	5.8
2000-01	Stacey Dales	34	248	7.3
2001-02	Stacey Dales	36	176	4.9
2002-03	Dionnah Jackson	32	164	5.1
2003-04	Dionnah Jackson	33	165	5.0
2004-05	Dionnah Jackson	30	173	5.8
2005-06	Britney Brown	36	154	4.3
2006-07	Britney Brown	31	90	2.9
2007-08	Danielle Robinson	31	131	4.2
2008-09	Danielle Robinson	37	217	5.9
2009-10	Danielle Robinson	38	202	5.3
2010-11	Danielle Robinson	35	177	5.1
2011-12	Whitney Hand	34	140	4.1
2012-13	Morgan Hook	35	186	5.3
2013-14	Morgan Hook	33	162	4.9
2014-15	Gabbi Ortiz	33	117	3.5
2015-16	T'ona Edwards	33	101	3.1
2016-17	Gabbi Ortiz	33	121	3.7
2017-18	Gileysa Penzo	31	73	2.4
2018-19	Shaina Pellington	23	64	2.8
2019-20	Mandy Simpson	30	86	2.9
2020-21	Nevaeh Tot	24	103	4.3
2021-22	Kelbie Washington	31	116	3.7

» BLOCKS PER GAME

Year	Player	G	Bk.	Avg.
1989-90	Maria Duncan	28	29	1.0
1990-91	Cathy Bassett	28	30	1.1
1991-92	Angi Guffy	29	35	1.2
1992-93	LaNae Jones	27	64	2.4
1993-94	LaNae Jones	29	53	1.8
1994-95	LaNae Jones	31	48	1.5
1995-96	LaNae Jones	27	78	2.9
1996-97	Tina Taylor	25	10	0.4
1997-98	Roxanne Long	27	11	0.4
1997-98	Jamie Anderson	27	11	0.4
1998-99	Stacey Dales	29	16	0.6
1999-00	Caton Hill	33	13	0.4
2000-01	Jennifer Cunningham	19	26	1.4

2001-02	Stacey Dales	36	9	0.3
	Dionnah Jackson	36	9	0.3
	Rosalind Ross	36	9	0.3
2002-03	Maria Villarreal	32	21	0.7
2003-04	Dionnah Jackson	33	22	0.7
2004-05	Dionnah Jackson	30	26	0.9
2005-06	Courtney Paris	36	119	3.3
2006-07	Courtney Paris	33	111	3.4
2007-08	Courtney Paris	31	108	3.5
2008-09	Courtney Paris	37	108	2.9
2009-10	Amanda Thompson	38	36	0.9
2010-11	Nicole Griffin	30	26	0.9
2011-12	Nicole Griffin	34	57	1.7
2012-13	Nicole Griffin	35	58	1.7
2013-14	Nicole Griffin	33	56	1.7
2014-15	Vionise Pierre-Louis	31	22	0.7
2015-16	Vionise Pierre-Louis	33	51	1.6
2016-17	Vionise Pierre-Louis	33	71	2.2
2017-18	Vionise Pierre-Louis	31	77	2.6
2018-19	Ijeoma Odimgbe	28	24	0.8
2019-20	Nydia Lampkin	30	17	0.6
2020-21	Madi Williams	21	13	0.6
2021-22	Liz Scott	33	27	0.8

» STEALS PER GAME

Year	Player	G	Stl.	Avg.
1989-90	Dana Posey	25	68	2.7
1990-91	Carin Stites	28	68	2.4
1991-92	Angie Alexander	29	62	2.1
1992-93	Sharee Mitchum	27	65	2.4
1993-94	Etta Maytubby	28	52	1.9
1994-95	Pam Pennon	31	84	2.7
1995-96	Pam Pennon	27	109	4.0
1996-97	Tina Taylor	25	60	2.4
1997-98	Shonika Breedlove	27	41	1.5
1998-99	LaNeisha Caufield	29	74	2.6
1999-00	LaNeisha Caufield	33	96	2.9
2000-01	LaNeisha Caufield	34	135	4.0
2001-02	LaNeisha Caufield	36	97	2.7
2002-03	Dionnah Jackson	32	64	2.0
2003-04	Dionnah Jackson	33	75	2.3
2004-05	Dionnah Jackson	30	65	2.2
2005-06	Kendra Moore	36	40	1.1
2006-07	Kendra Moore	33	36	1.1
	Jenna Plumley	32	35	1.1
2007-08	Danielle Robinson	31	69	2.2
2008-09	Danielle Robinson	37	82	2.2
2009-10	Danielle Robinson	38	71	1.9
2010-11	Danielle Robinson	35	87	2.5
2011-12	Aaryn Ellenberg	34	60	1.8
2012-13	Aaryn Ellenberg	35	46	1.3
2013-14	Aaryn Ellenberg	30	59	2.0
2014-15	Sharane Campbell	33	39	1.2
2015-16	Maddie Manning	32	53	1.7
2016-17	Maddie Manning	30	60	2.0
2017-18	Maddie Manning	31	60	1.9
2018-19	Ana Llanusa	20	38	1.3
2019-20	Ana Llanusa	23	52	2.3
2020-21	Madi Williams	21	43	2.0
2021-22	Kelbie Washington	33	48	1.6

» GAMES PLAYED

Player	G	Year
1. Joanna McFarland	38	2009-10
2. Ashley Paris	36	2005-06
	36	2005-06
	36	2005-06
	36	2001-02
5. Aaryn Ellenberg	35	2010-11
	35	2008-09
	35	2010-11
	35	2012-13
9. Sharane Campbell	34	2011-12
	34	2011-12

» GAMES STARTED

Player	GS	Year
1. Courtney Paris	36	2005-06
2. Gabbi Ortiz	33	2014-15
	33	2010-11
	33	2008-09
	33	2001-02
	33	1979-80
7. Chelsi Welch	32	2002-03
8. Mandy Miller	31	1983-84
9. Erin Higgins	30	2003-04
	30	2007-08

» MINUTES PER GAME

Player	MPG	Year
1. Taylor Robertson	33.8	2018-19
2. Danielle Robinson	32.6	2007-08
3. Gabbi Ortiz	32.3	2014-15
4. Stacey Dales	32.0	1998-99
5. LaNeisha Caufield	31.9	1998-99
6. Nevaeh Tot	31.5	2020-21
7. Chelsi Welch	31.4	2002-03
8. Angi Guffy	29.8	1991-92
9. Ana Llanusa	29.5	2017-18
10. Erin Higgins	29.3	2003-04

» POINTS

Player	Pts.	Year
1. Courtney Paris	788	2005-06
2. Molly McGuire	579	1979-80
3. Aaryn Ellenberg	566	2010-11
4. Erin Schreiber	530	1980-81
5. LaNeisha Caufield	457	1998-99
6. Angi Guffy	444	1991-92
7. Taylor Robertson	429	2018-19
8. Joyce Parker	407	1976-77
9. Shaina Pellington	407	2017-18
10. Chelsi Welch	386	2002-03
	386	1996-97

» POINTS PER GAME

Player	PPG	Year
1. Courtney Paris	21.9	2005-06
2. Molly McGuire	17.5	1979-80
3. Erin Schreiber	17.1	1980-81
4. Aaryn Ellenberg	16.2	2010-11
5. LaNeisha Caufield	15.8	1998-99
6. Angi Guffy	15.3	1991-92
7. Taylor Robertson	14.3	2018-19
	14.3	1996-97
	14.3	1976-77
10. Vicky Lane	13.6	1977-78

» FIELD GOALS

Player	FG	Year
1. Courtney Paris	331	2005-06
2. Molly McGuire	243	1979-80
3. Erin Schreiber	205	1980-81
4. Aaryn Ellenberg	204	2010-11
5. Shaina Pellington	163	2017-18
6. Angi Guffy	162	1991-92
7. Danielle Robinson	155	2007-08
8. Joyce Parker	149	1977-78
9. Mary Lane	146	1976-77
10. Theresa Ray	139	1977-78

» FIELD GOAL ATTEMPTS

Player	FGA	Year
1. Courtney Paris	539	2005-06
2. Aaryn Ellenberg	519	2010-11
3. Mary Lane	414	1976-77
4. Molly McGuire	405	1979-80
5. Erin Schreiber	395	1980-81
6. Chelsi Welch	354	2002-03
7. Janet Freeman-Southard	339	1978-79
8. Stacey Dales	331	1998-99
	331	2017-18
10. Danielle Robinson	323	2007-08
	323	1977-78

» FIELD GOAL PCT. (MIN. 60 ATTS)

Player	Pct.	Year
1. Nicole Griffin	.674	2010-11
2. Courtney Paris	.614	2005-06
3. Whitney Hand	.600	1979-80
4. Angi Guffy	.566	1991-92
5. Sherri Black	.543	1991-92
6. Nancy Mulkey	.520	2016-17
7. Dionnah Jackson	.518	2001-02
8. Jdreia Seeley	.502	1999-00
9. Vionise Pierre-Louis	.495	2014-15
10. Shaina Pellington	.492	2017-18

» 3-POINT FIELD GOALS

Player	3FG	Year
1. Taylor Robertson	105	2018-19
2. Aaryn Ellenberg	94	2010-11
3. Whitney Hand	62	2008-09
4. Erin Higgins	59	2003-04
5. Morgan Hook	54	2010-11
6. Gabbi Ortiz	49	2014-15
7. Ana Llanusa	45	2017-18
8. Chelsi Welch	44	2002-03
9. Gabby Gregory	43	2019-20
10. Nicole Kornet	30	2012-13



» LaNeisha Caufield is the OU freshman record holder for free throws made and steals. Caufield ranks in the top 10 in eight freshman categories.

» 3-POINT FIELD ATTEMPTS

Player	3FGA	Year
1. Aaryn Ellenberg	237	2010-11
2. Taylor Robertson	225	2018-19
3. Ana Llanusa	171	2017-18
4. Erin Higgins	169	2003-04
5. Whitney Hand	166	2008-09
6. Gabbi Ortiz	147	2014-15
7. Chelsi Welch	146	2002-03
8. Morgan Hook	143	2010-11
9. Gabby Gregory	128	2019-20
10. Jenna Plumley	96	2006-07
	96	2012-13

» 3-POINT FG PCT. (MIN. 60 ATT.)

Player	Pct.	Year
1. Phylesha Whaley	.488	1996-97
2. Taylor Robertson	.467	2018-19
3. Erin Higgins	.455	2003-04
4. Aayn Elenberg	.397	2010-11
5. Jenna Plumley	.396	2006-07
6. Britney Brown	.389	2003-04
7. Jasmine Hartman	.385	2008-09
8. Morgan Hook	.378	2010-11
9. Michele Workman	.375	1995-96
10. Whitney Hand	.373	2008-09

» FREE THROWS

Player	FT	Year
1. LaNeisha Caufield	183	1998-99
2. Courtney Paris	126	2005-06
3. Sharane Campbell	124	2011-12
4. Erin Schreiber	120	1980-81
5. Phylesha Whaley	119	1996-97
6. Angi Guffy	115	1991-92
7. Joyce Parker	109	1977-78
8. Lynn McCurdy	95	1980-81
9. Molly McGuire	93	1979-80
10. Chelsi Welch	92	2002-03

» FREE THROW ATTEMPTS

Player	FTA	Year
1. Courtney Paris	262	2005-06
2. LaNeisha Caufield	227	1998-99
3. Phylesha Whaley	175	1996-97
4. Erin Schreiber	174	1980-81
5. Sharane Campbell	166	2011-12
6. Joyce Parker	152	1977-78
7. Angi Guffy	141	1991-92
8. Shaina Pellington	137	2017-18
9. Molly McGuire	127	1979-80
10. Madi Williams	121	2018-19

» FREE THROW PCT. (MIN. 60 ATT.)

Player	Pct.	Year
1. Jenna Plumley	.912	2006-07
2. Taylor Robertson	.889	2018-19
3. Leah Rush	.882	2003-04
4. Misti Van Curen	.844	1992-93
5. Gabby Gregory	.844	2019-20
6. Whitney Hand	.829	2008-09
7. Angi Guffy	.816	1991-92
8. Chelsea Dungee	.811	2016-17
9. LaNeisha Caufield	.806	1998-99
10. Chelsi Welch	.800	2002-03
Melissa Ritchie	.800	1991-92

» REBOUNDS

Player	Reb.	Year
1. Courtney Paris	539	2005-06
2. Molly McGuire	341	1979-80
3. Caton Hill	244	1999-00
4. Erin Schreiber	244	1979-80
5. Madi Williams	241	2018-19
Ashley Paris	241	2005-06
7. Angi Guffy	204	1991-92
8. Stacey Dales	201	1998-99
9. Mandy Wade	198	1991-92
10. Joyce Parker	195	1977-78

» REBOUNDS PER GAME

Player	RPG	Year
1. Courtney Paris	15.0	2005-06
2. Molly McGuire	10.3	1979-80
3. Jana Brady	8.1	1977-78
4. Madi Williams	8.0	2018-19
5. Erin Schreiber	7.9	1980-81
6. Caton Hill	7.4	1999-00
7. Phylesha Whaley	7.1	1996-97
8. Angi Guffy	7.0	1991-92
9. Stacey Dales	6.9	1998-99
10. Mandy Wade	6.8	1991-92

» ASSISTS

Player	Ast.	Year
1. Stacey Dales	150	1998-99
2. Danielle Robinson	130	2007-08
3. Gabby Ortiz	117	2014-15
4. Kelbie Washington	116	2021-22
5. Dionnah Jackson	104	2001-02
6. Nevaeh Tot	103	2020-21
7. Tatum Veitenheimer	76	2018-19
8. Etta Maytubby	75	1992-93
9. LaNeisha Caufield	72	1998-99
10. Jenna Plumley	69	2006-07
Sharee Mitchum	69	1991-92

» BLOCKED SHOTS

Player	Blk.	Year
1. Courtney Paris	119	2005-06
2. LaNae Jones	64	1991-92
3. Nancy Mulkey	62	2016-17
4. Angi Guffy	35	1991-92
5. Nicole Griffin	26	2010-11
6. Vionise Pierre-Louis	22	2014-15
Kaylon Williams	22	2011-12
8. Amanda Thompson	21	2007-08
9. Becky Preston	21	2002-03
Jacquetta Hurley	21	1982-83

» STEALS

Player	Stl.	Year
1. LaNeisha Caufield	74	1998-99
2. Danielle Robinson	69	2007-08
3. Dionnah Jackson	71	2001-02
4. Jacquetta Hurley	60	1982-83
5. Caton Hill	56	1999-00
6. Angi Guffy	49	1991-92
7. Mandy Wade	48	1991-92
Kelbie Washington	48	2021-22
9. Etta Maytubby	47	1992-93
10. Sherri Black	44	1991-92



» Taylor Robertson set the OU freshman record with 105 made 3-pointers during the 2018-19 season.

» HOME OPENERS (37-11 RECORD)

Year	Team	W/L	Score	Margin	Record
1974-75	USAO	L	56-42	-14	0-1
1975-76	Central Oklahoma	L	70-34	-36	0-2
1976-77	Northwestern Oklahoma State	L	67-63	-4	0-3
1977-78	Cameron	W	77-52	+25	1-3
1978-79	Tulsa	W	57-47	+10	2-3
1979-80	Texas	L	66-41	-25	2-4
1980-81	North Texas	W	101-81	+20	3-4
1981-82	Oklahoma Baptist	W	82-79	+3	4-4
1982-83	Tulsa	W	99-60	+39	5-4
1983-84	UT-Arlington	W	92-66	+26	6-4
1984-85	Abilene Christian	W	89-70	+19	7-4
1985-86	Creighton	W	94-76	+18	8-4
1986-87	New Mexico	W	87-51	+36	9-4
1987-88	Oral Roberts	W	103-94	+9	10-4
1988-89	Mississippi Valley State	L	89-83	-6	10-5
1989-90	Northeast Louisiana (ULM)	W	95-93	+2	11-5
1990-91	Prairie View A&M	W	121-49	+72	12-5
1991-92	UTSA	W	101-70	+31	13-5
1992-93	SMU	L	72-66	-6	13-6
1993-94	Texas Rio Grande Valley	W	88-68	+20	14-6
1994-95	Texas Tech	L	66-64	-2	14-7
1995-96	North Texas	W	102-60	+42	15-7
1996-97	Drake	L	77-64	-13	15-8
1997-98	SW Missouri State	L	81-65	-16	15-9
1998-99	TCU	W	78-66	+12	16-9
1999-00	Oral Roberts	W	83-66	+17	17-9
2000-01	SW Missouri State	W	89-82	+7	18-9
2001-02	TCU	W	76-60	+16	19-9
2002-03	Sam Houston State	W	79-52	+27	20-9
2003-04	SE Missouri State	W	83-48	+35	21-9
2004-05	SE Missouri State	W	84-62	+22	22-9
2005-06	Milwaukee	W	89-57	+32	23-9
2006-07	DePaul	W	105-61	+34	24-9
2007-08	North Texas	W	79-42	+37	25-9
2008-09	UC Riverside	W	88-57	+31	26-9
2009-10	Mercer	W	108-66	+42	27-9
2010-11	Western Illinois	W	84-43	+39	28-9
2011-12	Sacramento State	W	117-55	+62	29-9
2012-13	UCLA	L	86-80	-6	29-10
2013-14	Stetson	W	78-60	+18	30-10
2014-15	Washington	W	90-80	+10	31-10
2015-16	Winthrop	W	78-48	+30	32-10
2016-17	Southern Illinois	W	80-48	+32	33-10
2017-18	Belmont	W	96-73	+23	34-10
2018-19	Western Kentucky	W	90-83	+7	35-10
2019-20	Prairie View A&M	W	94-48	+46	36-10
2020-21	Houston	L	97-85	-12	36-11
2021-22	Arkansas State	W	101-89	+12	37-11



» SEASON OPENERS (32-16 RECORD)

Year	Team	W/L	Score	Margin	Record
1974-75	Bethany Nazarene	L	44-43	-1	0-1
1975-76	USAO	L	86-34	-52	0-2
1976-77	Phillips	L	83-60	-23	0-3
1977-78	Cameron	W	77-52	+25	1-3
1978-79	Tulsa	W	57-47	+10	2-3
1979-80	Texas	L	66-47	-19	2-4
1980-81	Oral Roberts	L	80-76	-4	2-5
1981-82	Oklahoma Baptist	W	82-79	+3	3-5
1982-83	Iowa State	L	80-76	-4	3-6
1983-84	UT-Arlington	W	92-66	+26	4-6
1984-85	Abilene Christian	W	89-70	+19	5-6
1985-86	Middle Tennessee	W	83-75	+8	6-6
1986-87	UTSA	W	67-63	+4	7-6
1987-88	Penn State	L	86-63	-23	7-7
1988-89	Texas-Pan American	W	120-36	+84	8-7
1989-90	Sam Houston	L	90-86	-4	8-8
1990-91	Washington	L	84-50	-34	8-9
1991-92	UTSA	W	102-70	+32	9-9
1992-93	SMU	L	72-66	-6	9-10
1993-94	Texas Rio Grande Valley	W	88-68	+20	10-10
1994-95	Montana	L	76-64	-12	10-11
1995-96	Texas Christian	W	103-81	+22	11-11
1996-97	Oral Roberts	W	62-50	+12	12-11
1997-98	Stephen F. Austin	L	82-58	-24	12-12
1998-99	TCU	W	78-66	+12	13-12
1999-00	Arizona	L	75-59	-16	13-13
2000-01	Tulsa	W	80-49	+31	14-13
2001-02	Purdue	W	80-75	+5	15-13
2002-03	Tennessee	L	94-68	-26	15-14
2003-04	Oral Roberts	W	90-42	+48	16-14
2004-05	SE Missouri State	W	84-62	+22	17-14
2005-06	Milwaukee	W	89-57	+32	18-14
2006-07	DePaul	W	105-71	+34	19-14
2007-08	Maryland	L	66-76	-10	19-15
2008-09	UC Riverside	W	88-57	+31	20-15
2009-10	Mercer	W	108-66	+42	21-15
2010-11	Milwaukee	W	76-59	+17	22-15
2011-12	Sacramento State	W	117-55	+62	23-15
2012-13	Creighton	W	69-48	+21	24-15
2013-14	Stetson	W	78-60	+18	25-15
2014-15	Washington	W	90-80	+10	26-15
2015-16	Winthrop	W	78-48	+30	27-15
2016-17	Southern Illinois	W	80-48	+32	28-15
2017-18	Belmont	W	96-73	+23	29-15
2018-19	Western Kentucky	W	90-83	+7	30-15
2019-20	Prairie View A&M	W	94-48	+46	31-15
2020-21	Houston	L	97-85	-12	31-16
2021-22	South Dakota	W	73-71	+2	32-16

OVERTIME GAMES

Date	Opponent	W/L	Score
2/12/80	Wichita State	L	59-53
1/19/81	vs. McNeese State ^	L	82-77
2/10/82	Texas Southern	W	82-70
12/11/82	Texas Tech	W	93-91
1/8/83	at Wichita State (20T)	L	93-81
2/16/83	at Oklahoma State	W	83-82
2/24/85	at Kansas	W	78-77
2/27/88	Colorado	L	91-88
1/14/89	at Kansas	L	86-82
12/29/91	at UCSB	L	105-95
1/25/92	at Oklahoma State	W	75-65
2/26/92	Kansas	L	73-72
1/14/96	Okla. State (20T)	L	86-79
3/14/99	at Arkansas!	L	97-93
12/21/00	at San Diego (20T)	W	65-63
12/27/00	Stanford	W	102-98
2/24/01	Oklahoma State	W	88-83
2/19/02	at Texas	L	68-62
1/14/04	at Texas A&M	W	65-56
1/26/05	Texas	L	83-71
2/12/06	Baylor	W	81-77
1/22/07	Texas Tech (20T)	W	86-81
3/11/08	vs. Missouri #	L	70-64
3/25/08	vs. Notre Dame \$	L	79-75
12/5/09	Arkansas	W	87-86
12/9/09	at Marist	W	80-71
2/10/10	Baylor	W	62-60
3/28/10	vs. Notre Dame \$	W	77-72
1/16/11	at Texas	W	71-67
1/31/12	at Kansas	W	74-68
11/17/13	Louisville	L	97-92
1/5/14	Iowa State	L	82-75
1/8/14	at Texas	L	79-74
11/28/14	vs. Kentucky	L	88-92
11/29/14	vs. Illinois	W	78-76
1/29/15	at Texas (20T)	L	84-81
2/17/15	at Iowa State	L	84-76
1/4/17	Kansas State	W	85-80
2/7/17	West Virginia (20T)	W	90-87
11/13/17	at DePaul	L	108-111
2/17/18	at West Virginia	W	79-77
1/22/20	at Texas Tech	L	84-89
2/2/20	at Kansas	W	94-82
2/16/20	Kansas State	L	85-87
2/27/21	Texas	W	68-63
3/12/21	Oklahoma State#	L	89-80
12/10/21	BYU	W	99-91
2/5/22	West Virginia	W	101-99

^ Forfeited by McNeese; does not count as a loss

Big 12 Tournament game

\$ NCAA Tournament game

! WNIT game

Overtime Record: 25-23

(12-8 Home, 11-11 Away, 2-4 Neutral)

Against Big 12 Opponents: 11-10

(5-3 Home, 6-6 Away, 0-2 Neutral)

Most Overtimes in a Season: 4

(2009-10; 2014-15)

DOUBLE-OVERTIME GAMES

Date	Opponent	W/L	Score
1/23/83	at Wichita State	L	93-81
1/14/96	Oklahoma State	L	86-79
12/21/00	at San Diego	W	65-63
1/22/07	Texas Tech	W	86-81
1/29/15	at Texas	L	84-81
2/7/17	West Virginia	W	90-87
2/5/22	West Virginia	W	101-99

Double Overtime Record:

4-3 (3-1 Home, 1-2 Away)

CONSECUTIVE VICTORIES

Season: 20

(Dec. 3, 2008 to Feb. 23, 2009)

Home: 26

(Feb. 18, 1984, to Feb. 22, 1986)

Road: 12 (2000-01)

Road/Neutral*: 18

(Dec. 30, 2006 to Jan. 31, 2007)

Road*: 16

(Dec. 30, 2006 to Jan. 31, 2007)

To Open Season: 10 (1984-85, 2001-02)

Big 12*: 24

(March 3, 2005 to Jan. 27, 2007)

Big 12 w/ Postseason: 26

(Jan. 4, 2006 to Jan. 27, 2007)

*Regular-season games only

CONSECUTIVE LOSSES

Season: 16, 1996-97

Multiple Seasons: 17

(Jan. 7, 1997-Nov. 22, 1997)

MOST GAMES

Scoring 100 Points or More

Season: 4, 1983-84, 1985-86, 1991-92

Consecutive: 3, 1991-92

Games Played

Season: 38, 2009-10

At Home in a Season: 18, 2021-22

On Road in a Season: 23, 2005-06

Games Won

Season: 32, 2001-02 and 2008-09

At Home in a Season: 15, 2008-09

On Road in a Season: 19, 2005-06

TRIPLE-DOUBLES

Courtney Paris vs. Texas Tech

(March 1, 2006)

18 points, 13 rebounds, 10 blocks

Dionnah Jackson vs. Tulsa

(December 4, 2005)

15 points, 10 rebounds, 10 assists

LaNae Jones vs. Southern

(December 29, 1993)

12 points, 17 rebounds, 11 blocks

LARGEST HOME WINS

Mar. Score	Opponent	Date
+73	121-48 Central Arkansas	12/20/07
+72	121-49 Prairie View A&M	11/29/90
+70	105-35 Prairie View A&M	12/14/91
+66	103-37 Jackson State	12/7/98
+66	118-52 Ark.-Pine Bluff	12/29/10
+64	89-25 N.C. Central	1/4/09
+62	117-55 Sacramento State	11/13/11
+60	101-41 Prairie View A&M	12/12/92
+59	104-45 Oklahoma Baptist	11/30/78
+59	91-32 Tulsa	12/11/86
+59	105-46 UMES	12/15/13
+57	93-36 Arkansas State	12/2/07
+52	94-42 Tulsa	12/21/08
+51	99-48 Oral Roberts	2/10/94

WORST HOME LOSSES

Mar. Score	Opponent	Date
-44	108-64 Notre Dame	3/21/22
-44	101-57 Louisiana Tech	2/22/82
-39	103-64 Baylor	2/27/17
-35	94-59 Texas Tech	2/19/98
-31	88-57 Oklahoma State	1/29/97
-31	89-58 Baylor	1/26/12
-29	74-45 Kansas State	2/1/03
-29	101-72 Nebraska	2/14/98
-25	81-56 Missouri	2/15/97
-24	87-63 Kansas State	3/5/83
-23	74-53 Baylor	1/27/19

LARGEST ROAD WINS

Mar. Score	Opponent	Date
+84	120-36 UTRGV	11/25/88
+57	95-38 Oral Roberts	11/17/01
+55	99-44 North Texas	12/10/83
+55	103-48 UT-Arlington	12/4/84
+48	88-40 Akron	11/26/04
+48	90-42 Oral Roberts	11/22/03
+48	100-52 Oklahoma City	12/12/83
+48	98-50 Prairie View A&M	1/23/92

WORST ROAD LOSSES

Mar. Score	Opponent	Date
-41	86-45 Connecticut	2/14/11
-40	95-55 Kansas	1/16/81
-39	101-62 Northern Arizona	12/30/97
-37	86-49 Colorado	2/18/90
-36	72-36 Texas	2/26/05
-32	101-69 Baylor	2/22/20

2,000 POINTS/1,000 REBOUNDS

Courtney Paris (2006-09)

2,729 points/2,034 rebounds

Molly McGuire (1980-83)

2,147 points/1,071 rebounds

1,000 POINTS/1,000 REBOUNDS

Caton Hill (2000-04)

1,653 points/1,052 rebounds

Ashley Paris (2006-09)

1,273 points/1,064 rebounds

» CONFERENCE CHAMPIONSHIP RESULTS BY OPPONENT (36-50 RECORD: 11-29 BIG EIGHT; 26-21 BIG 12)

vs. BAYLOR (4-2)

2002^	W	84-69	Final
2006^	W	72-61	Final
2007^	W	78-64	Semifinals
2010^	W	59-54	Quarterfinals
2016^	L	57-84	Semifinals
2022^	L	91-76	Semifinals

vs. COLORADO (3-7)

1979*	L	62-72	
1982*	W	71-61	
1983*	L	70-78	Quarterfinals
1989*	L	61-80	Quarterfinals
1991*	L	75-80	Quarterfinals
1996*	L	60-76	Quarterfinals
1998^	L	66-71	First Round
2001^	W	102-93	Semifinals
2003^	L	68-73	Quarterfinals
2004^	W	63-56	Quarterfinals

vs. IOWA STATE (3-5)

1977*	L	58-93	
1979*	L	69-80	
1980*	W	87-77	
1985*	L	78-63	Quarterfinals
2001^	L	65-68	Final
2006^	W	78-74	Quarterfinals
2007^	W	67-60	Final
2013^	L	60-79	Semifinals

vs. KANSAS (6-6)

1976*	L	39-65	
1977*	L	45-72	
1981*	L	55-95	
1982*	W	73-63	Semifinals
1984*	W	76-63	Quarterfinals
1985*	W	79-69	Semifinals
1988*	L	66-67	Quarterfinals
1992*	L	62-70	Semifinals
1995*	L	81-88	Semifinals
2001^	W	80-61	Quarterfinals
2010^	W	76-59	Quarterfinals
2022^	W	80-68	Quarterfinals

vs. KANSAS STATE (2-4)

1976*	L	27-90	
1984*	L	67-69	Semifinals
1987*	L	64-79	Quarterfinals
1997^	L	56-81	First Round
2002^	W	69-49	Semifinals
2004^	W	78-66	Semifinals

vs. MISSOURI (3-7)

1979*	L	56-80	
1980*	L	63-90	
1981*	L	65-68	
1982*	L	67-84	
1985*	L	83-89	Final
1986*	L	66-71	Final
1990*	W	80-77	Quarterfinals
1992*	W	80-79	Quarterfinals
2006^	W	75-54	Semifinals
2008^	L	64-70 (01)	First Round



» Oklahoma has won four Big 12 postseason titles (2002, 2004, 2006 and 2007).

vs. NEBRASKA (3-2)

1978*	W	60-59	
1979*	L	60-82	
1994*	L	56-73	Quarterfinals
1995*	W	77-67	Quarterfinals
2003^	W	71-51	Quarterfinals

vs. OKLAHOMA STATE (5-6)

1977*	L	65-73	
1980*	L	54-60	
1981*	W	75-61	
1986*	W	85-80	Quarterfinals
1990*	L	78-87	Semifinals
1993*	L	70-85	Quarterfinals
1999^	L	67-70	First Round
2002^	W	87-56	Quarterfinals
2010^	W	74-69	Semifinals
2016^	W	61-45	Quarterfinals
2021^	L (OT)	89-80	Quarterfinals

vs. TEXAS (2-4)

2000^	L	68-71	Quarterfinals
2004^	W	66-47	Final
2005^	L	59-65	Quarterfinals
2007^	W	67-58	Quarterfinals
2014^	L	72-82	Quarterfinals
2015^	L	46-59	Semifinals

vs. TEXAS A&M (2-4)

2004^	W	60-47	First Round
2005^	W	86-65	First Round
2009^	L	52-64	Semifinals
2010^	L	67-74	Final
2011^	L	68-81	Quarterfinals
2012^	L	66-79	Semifinals

vs. TCU (0-1)

2018^	L	83-90	Quarterfinals
-------	---	-------	---------------

vs. TEXAS TECH (1-1)

2011^	W	71-69	Quarterfinals
2019	L	84-104	First Round

vs. WEST VIRGINIA (2-1)

2013^	W	65-54	Quarterfinals
2015^	W	67-55	Quarterfinals
2017^	L	58-82	Quarterfinals

* Big Eight Tournament
^ Big 12 Championship

» BIG 12 TOURNAMENT HIGHS

OKLAHOMA TEAM/GAME

Points	Opponent	Year
102	Colorado	2000
87	Oklahoma State	2002
84	Texas Tech	2019
84	Baylor	2002
83	TCU	2018

Points (Half)	Opponent	Year
52 (2nd)	Colorado	2001
50 (1st)	Colorado	2001

Points (Quarter)	Opponent	Year
High: 28 (4Q)	TCU	2018
Low: 9 (3Q)	West Virginia	2017

Field Goals Made	Opponent	Year
High: 37	Colorado	2011
Low: 15	Texas	2015

Field Goal Attempts	Opponent	Year
High: 88	Missouri	2008
Low: 46	Texas A&M	2004

Field Goal Percentage	Opponent	Year
High: .545	Texas A&M	2005
Low: .259	Texas	2015

3-Pointers Made	Opponent	Year
High: 14	Colorado	2001
Low: 2	Three Times	

3-Pointers Attempts	Opponent	Year
High: 33	Kansas	2022
Low: 10	Baylor	2010

3-Point Percentage	Opponent	Year
High: .533	Texas A&M	2005
Low: .125	West Virginia	2013

Free Throws Made	Opponent	Year
High: 25	Baylor	2007
Low: 3	Missouri	2008

Free Throw Attempts	Opponent	Year
High: 36	Texas A&M	2009
Low: 6	Nebraska	2006

Free Throw Percentage	Opponent	Year
High: .947	Texas A&M	2009
Low: .556	Baylor	2006

Rebounds	Opponent	Year
High: 62	Missouri	2008
Low: 27	Texas A&M	2012

Assists	Opponent	Year
High: 25	Three times	MR: 2022
Low: 6	TCU	2018

Steals	Opponent	Year
High: 16	Oklahoma State	2002
Low: 1	West Virginia	2015

Blocks	Opponent	Year
High: 15	Texas	2007
Low: 0	Kansas State	1997

Turnovers	Opponent	Year
High: 32	Baylor	2006
Low: 7	Baylor	2010

OKLAHOMA INDIVIDUAL/GAME

Pts.	Player vs. Opponent	Date
36	Courtney Paris vs. Iowa State	2006
33	Madi Williams vs. Baylor	2022
30	Courtney Paris vs. Missouri	2008
27	Courtney Paris vs. Kansas	2009
26	Danielle Robinson vs. Baylor	2010
25	Stacey Dales vs. Baylor	2002
24	Taylor Robertson vs. Okla. State	2021
24	Maddie Manning vs. TCU	2018
24	Whitney Hand vs. Texas A&M	2012
24	Jenna Plumley vs. Baylor	2007
24	Courtney Paris vs. Baylor	2006

Field Goals Made	Opponent	Date
16	Courtney Paris vs. Iowa State	2006

Field Goals Attempts	Opponent	Date
27	Amanda Thompson vs. Texas A&M	2010

Field Goal Pct. (min 5 att)	Opponent	Date
1.000	Derica Wyatt vs. Okla. State	2016
1.000	Nicole Griffin vs. Texas A&M	2011

3-Point Field Goals	Opponent	Date
6	Taylor Robertson vs. Okla. State	2021

3-Point Field Goal Attempts	Opponent	Date
15	Taylor Robertson vs. Okla. State	2021

3-Point Field Goal Pct.	Opponent	Date
.800	Stacey Dales vs. Okla. State	2002
.800	Rosalina Ross vs. Kansas	2001

Free Throws Made	Opponent	Date
12	Sharane Campbell vs. Missouri	2012

Free Throw Attempts	Opponent	Date
15	Sharane Campbell vs. Missouri	2012
15	Courtney Paris vs. Kansas	2009
15	Courtney Paris vs. Baylor	2006

Free Throw Pct.	Opponent	Date
1.000	Vionise Pierre-Louis vs. West Virginia	2015
1.000	Leah Rush vs. Texas A&M	2005
1.000	Rosalind Ross vs. Baylor	2002
1.000	LaNeisha Caufield vs. Okla. State	2002
1.000	Caton Hill vs. Colorado	2001

Rebounds	Opponent	Date
26	Courtney Paris vs. Baylor	2006

Assists	Opponent	Date
9	Morgan Hook	2013
9	Stacey Dales	2001

Steals	Opponent	Date
6	Madi Williams vs. Okla. State	2021
6	Jenna Plumley vs. Iowa State	2007
6	LaNeisha Caufield vs. Kansas State	2002

Blocks	Opponent	Date
7	Courtney Paris vs. Missouri	2008



» Courtney Paris' 36-point effort versus Iowa State in 2006 still stands as the most by a Sooner in Big 12 Championship play.

» YEAR-BY-YEAR CONFERENCE CHAMPIONSHIP RESULTS

BIG EIGHT (11-29 RECORD)

1976
Kansas State 90, Oklahoma 27
Kansas 65, Oklahoma 39

1977
Kansas 72, Oklahoma 45
Iowa State 93, Oklahoma 58
Oklahoma State 73, Oklahoma 65

1978
Oklahoma 60, Nebraska 59
Missouri 80, Oklahoma 56

1979
Nebraska 82, Oklahoma 60
Colorado 72, Oklahoma 62
Iowa State 80, Oklahoma 69

1980
Missouri 90, Oklahoma 63
Oklahoma 87, Iowa State 77
Oklahoma State 60, Oklahoma 54

1981
Oklahoma 75, Oklahoma State 61
Kansas 95, Oklahoma 55
Missouri 68, Oklahoma 65

1982
Colorado 71, Oklahoma 61
Oklahoma 73, Kansas 63
Missouri 87, Oklahoma 64

1983
Colorado 78, Oklahoma 70

1984
Oklahoma 76, Kansas 63
Kansas State 69, Oklahoma 67

1985
Oklahoma 78, Iowa State 63
Oklahoma 79, Kansas 69
Missouri 89, Oklahoma 83

1986
Oklahoma 85, Oklahoma State 80
Missouri 71, Oklahoma 66

1987
Kansas State 79, Oklahoma 64

1988
Kansas 67, Oklahoma 66

1989
Colorado 80, Oklahoma 61

1990
Oklahoma 80, Missouri 77
Oklahoma State 87, Oklahoma 78

1991
Colorado 80, Oklahoma 75

1992
Oklahoma 80, Missouri 79
Kansas 70, Oklahoma 62

1993
Oklahoma State 85, Oklahoma 70

1994
Nebraska 73, Oklahoma 56

1995
Oklahoma 77, Nebraska 67
Kansas 88, Oklahoma 81

1996
Colorado 76, Oklahoma 60

BIG 12 (26-21 RECORD)

1997
Kansas State 81, Oklahoma 56

1998
Colorado 71, Oklahoma 66

1999
Oklahoma State 70, Oklahoma 56

2000
Texas 71, Oklahoma 68

2001
Oklahoma 80, Kansas 61
Oklahoma 102, Colorado 93
Oklahoma 68, Oklahoma 65

2002
Oklahoma 87, Oklahoma State 56
Oklahoma 69, Kansas State 49
Oklahoma 84, Baylor 69

2003
Oklahoma 71, Nebraska 51
Colorado 73, Oklahoma 68

2004
Oklahoma 60, Texas A&M 47
Oklahoma 78, Kansas State 66
Oklahoma 66, Texas 47

2005
Oklahoma 86, Texas A&M 65
Texas 65, Oklahoma 59

2006
Oklahoma 78, Iowa State 74
Oklahoma 75, Missouri 54
Oklahoma 72, Baylor 61

2007
Oklahoma 67, Texas 58
Oklahoma 78, Baylor 64
Oklahoma 67, Iowa State 60

2008
Missouri 70, Oklahoma 64 (OT)

2009
Oklahoma 76, Kansas 59
Texas A&M 74, Oklahoma 62

2010
Oklahoma 59, Baylor 54
Oklahoma 74, Oklahoma State 69
Texas A&M 74, Oklahoma 67

2011
Oklahoma 71, Texas Tech 69
Texas A&M 81, Oklahoma 68



» Oklahoma's 26 wins at the Big 12 Championship are the fourth most in the league.

2012
Oklahoma 70, Missouri 59
Texas A&M 79, Oklahoma 66

2013
Oklahoma 65, West Virginia 54
Iowa State 79, Oklahoma 60

2014
Texas 82, Oklahoma 72

2015
Oklahoma 67, West Virginia 55
Texas 59, Oklahoma 46

2016
Oklahoma 61, Oklahoma State 43
Baylor 84, Oklahoma 57

2017
West Virginia 82, Oklahoma 58

2018
TCU 90, Oklahoma 83

2019
Texas Tech 104, Oklahoma 84

2020
Big 12 Championship canceled due to the COVID-19 pandemic.

2021
Oklahoma State 89, Oklahoma 80 (OT)

2022
Oklahoma 80, Kansas 68
Baylor 91, Oklahoma 76

Title games in bold italics

» 2002



32-4 Overall Record 5-1 NCAA Tournament Record Coached by Sherri Coale

Oklahoma made history in 2002 with its first trip to the NCAA Final Four. The Sooners dominated NCAA action by winning five of their six games by an average margin of 21 points. After capturing the Big 12 regular season and tournament titles, OU earned a No. 1 seed in the West Region and opened NCAA action inside Lloyd Noble Center. The Sooners advanced to the Sweet 16 with a pair of victories over Hartford (84-52) and Villanova (66-53). However, in order to advance to the Final Four, OU had to eliminate two Big 12 teams. First up was Texas Tech. Oklahoma handed the Lady Raiders a 72-62 loss, before routing Colorado, 94-60, for the right to play in the Final Four in San Antonio. Oklahoma shocked Duke with an 86-71 win in the NCAA semifinals before suffering a disappointing 82-70 loss to national powerhouse Connecticut in the national championship game. OU concluded the season 32-4 as the No. 2 team in the AP and USA Today/Coaches Polls.

» 2009



32-5 Overall Record 4-1 NCAA Tournament Record Coached by Sherri Coale

Oklahoma swept through its home state once again in the 2009 NCAA Championship en route to its second Final Four appearance. Following its sixth Big 12 season championship, OU was rewarded with the No. 1 seed in the Oklahoma City Region, ensuring a path through the Sooner State. Oklahoma dropped Prairie View (76-47) and Georgia Tech (69-50) in Iowa City, Iowa in the first and second rounds. At the Ford Center in Oklahoma City, the Sooner Nation swarmed to the best-attended regional site of the season as OU played in front of crowds of more than 11,000 on its home turf. The Sooners dispatched Pittsburgh (70-59) and Purdue (74-68) to punch a ticket to St. Louis and the Final Four. Oklahoma fell to Louisville at the buzzer, 61-59, ending its remarkable run. The Sooners matched their single-season program record for wins with 32 and finished fourth in the national polls.

» 2010



27-11 Overall Record 4-1 NCAA Tournament Record Coached by Sherri Coale

The route ran through the Sooner State, ending in familiar territory, as Oklahoma earned a consecutive berth in the NCAA Women's Final Four. Despite the loss of the previous year's star-studded senior class and a season-ending injury to All-America candidate Whitney Hand, the Sooners never wavered from their identity of resilience. OU fought through the nation's toughest schedule and was rewarded with a road to the Final Four that started at home. The Sooners handled South Dakota State and Little Rock at Lloyd Noble Center in the first and second rounds before winning dramatically at the Kansas City Regional. Oklahoma needed last-minute heroics to take down Notre Dame 77-72 in OT and rallied to defeat a pesky Kentucky squad 88-68. No. 2 Stanford loomed in San Antonio, site of the OU's first Final Four and national runner-up finish in 2002, and despite a valiant second-half effort to take an 18-point deficit to one possession, the Sooners fell 73-66.

» FINAL FOUR RECORDS

INDIVIDUAL

Points	26, Rosalind Ross vs. Duke, 2002
Field Goals	11, Danielle Robinson vs. Stanford, 2010
FG Pct.	.500, Rosalind Ross vs. Duke, 2002
3-Point Field Goals	4, Rosalind Ross, twice
3-Point FG Pct.	.500, Rosalind Ross vs. Duke, 2002
Free Throws	8, LaNeisha Caufield vs. Connecticut, 2002
FT Pct.	.889, LaNeisha Caufield vs. Connecticut, 2002
Rebounds	16, Courtney Paris vs. Louisville, 2009
Assists	10, Danielle Robinson, Louisville, 2009
Blocks	4, Courtney Paris, Louisville, 2009
Steals	4, LaNeisha Caufield, twice

TEAM

Points	86 vs. Duke, 2002
Field Goals	28 vs. Duke, 2002
FG Pct.	.459 vs. Duke, 2002
3-Point Field Goals	9 vs. Duke, 2002
3-Point FG Pct.	.346 vs. Duke, 2002
Free Throws	21 vs. Duke, 2002
FT Pct.	.875 vs. Duke, 2002
Rebounds	48 vs. Louisville, 2009
Assists	16 vs. Louisville, 2009
Blocks	7 vs. Louisville, 2009
Steals	12 vs. Connecticut, 2002

» NCAA TOURNAMENT RESULTS (34-22 RECORD)

1986 (Midwest Region)

SWEET 16

First Round Bye

- (4) OU 86, (5) Vanderbilt 67
- (1) Texas 85, (4) OU 59

1995 (East Region)

- (7) OU, (9), (10) Loyola (Md.) 55
- (2) Louisiana Tech 48, (7) OU 36

2000 (East Region)

SWEET 16

- (5) OU 86, (12) BYU 81
- (5) OU 76, (4) Purdue 74
- (1) Connecticut 102, (5) OU 80

2001 (West Region)

SWEET 16

- (2) OU 70, (15) Oral Roberts 64
- (2) OU 67, (10) Stanford 50
- (6) Washington 84, (2) OU 67

2002 (West Region)

NATIONAL CHAMPIONSHIP GAME

- (1) OU 84, (16) Hartford 52
- (1) OU 66, (9) Villanova 53
- (1) OU 72, (4) Texas Tech 62
- (1) OU 94, (3) Colorado 60
- (1) OU 86, (1) Duke 71
- (1) Connecticut 82, (1) OU 70

2003 (Midwest Region)

- (7) GWU 71, (10) OU 61

2004 (Midwest Region)

- (3) OU 58, (14) Marist 45
- (6) Stanford 68, (3) OU 43

2005 (Southeast Region)

- (9) Arizona 72, (8) OU 69

2006 (San Antonio Regional)

SWEET 16

- (2) OU 78, (15) Pepperdine 66
- (2) OU 86, (7) BYU 70
- (3) Stanford 88, (2) OU 74

2007 (Dayton Regional)

SWEET 16

- (3) OU 74, (14) SE Missouri State 60
- (3) OU 78, (6) Marquette 47
- (7) Ole Miss 90, (2) OU 82

2008 (Dayton Regional)

- (4) OU 69, (13) Illinois State 61
- (5) Notre Dame 79, (4) OU 75 (OT)

2009 (Oklahoma City Regional)

FINAL FOUR

- (1) OU 76, (16) Prairie View 47
- (1) OU 69, (9) Georgia Tech 50
- (1) OU 70, (4) Pittsburgh 59
- (1) OU 74, (6) Purdue 68
- (3) Louisville 61, (1) OU 59

2010 (Kansas City Regional)

FINAL FOUR

- (3) OU 68, (14) South Dakota St. 57
- (3) OU 60, (11) Little Rock 44
- (3) OU 77, (2) Notre Dame 72 (OT)
- (3) OU 88, (4) Kentucky 68
- (1) Stanford 73, (3) OU 66

2011 (Dayton Regional)

SWEET 16

- (6) OU 86, (11) James Madison 72
- (6) OU 88, (3) Miami 83
- (2) Notre Dame 78, (6) OU 53

2012 (Fresno Regional)

- (6) OU 88, (11) Michigan 67
- (3) St. John's 74, (6) OU 70

2013 (Oklahoma City Regional)

SWEET 16

- (6) OU 78, (11) Central Michigan 73
- (6) OU 85, (3) UCLA 72
- (2) Tennessee 74, (6) OU 59

2014 (Lincoln Regional)

- (7) DePaul, 104 (10) OU 100

2015 (Oklahoma City Regional)

- (5) OU 111, (12) Quinnipiac 84
- (4) Stanford 86, (5) OU 76

2016 (Lexington Regional)

- (6) OU 61, (11) Purdue 45
- (3) Kentucky 79, (6) OU 58

2017 (Oklahoma City Regional)

- (6) OU 75, (11) Gonzaga 62
- (3) Washington 108, (6) OU 82

2018 (Spokane Regional)

- (5) DePaul 90, (12) Oklahoma 79

2022 (Bridgeport Regional)

- (4) Oklahoma 78, (13) IUPUI 72
- (5) Notre Dame 108, (4) Oklahoma 64



OU'S ALL-TIME NCAA TOURNAMENT SEEDS

Year	Seed	Record
1986	4	1-1
1995	7	1-1
2000	5	2-1
2001	2	2-1
2002	1	5-1
2003	10	0-1
2004	3	1-1
2005	8	0-1
2006	2	2-1
2007	2	2-1
2008	4	1-1
2009	1	4-1
2010	3	4-1
2011	6	2-1
2012	6	1-1
2013	6	2-1
2014	10	0-1
2015	5	1-1
2016	6	1-1
2017	6	1-1
2018	12	0-1
2022	4	1-1

First Round	17-4
Second Round	10-8
Regional Semifinal	3-7
Regional Final	3-0
National Semifinal	1-2
National Championship	0-1
vs. Higher Seeds	4-13
vs. Lower Seeds	29-8
vs. Equal Seeds	1-1

1986	DATE	FG	FGA	PCT	3P	3PA	PCT	FT	FTA	PCT	O	D	TOT	PF	A	TO	B	ST	TP
OKLAHOMA	3/16/86	38	76	.500	--	--	--	10	17	.588	--	--	58	20	25	21	4	10	86
Vanderbilt		27	78	.346	--	--	--	13	24	.542	--	--	41	22	14	17	7	10	67
OKLAHOMA	3/20/86	25	58	.431	--	--	--	9	16	.562	--	--	32	27	10	22	1	8	59
Texas		32	61	.525	--	--	--	21	35	.600	--	--	42	16	12	14	2	10	85

1995

OKLAHOMA	3/08/95	15	60	.250	2	13	.154	4	12	.333	8	37	45	22	8	15	4	5	36
Louisiana Tech		19	66	.288	1	12	.083	9	26	.346	20	40	60	15	11	12	4	10	48
OKLAHOMA	3/16/95	35	64	.547	2	6	.333	18	25	.720	11	27	38	25	22	18	6	21	90
Loyola		13	54	.241	1	10	.100	28	35	.800	20	22	42	19	6	32	1	7	55

2000

OKLAHOMA	3/18/00	31	57	.544	3	13	.231	21	29	.724	10	26	36	16	23	18	0	8	86
BYU		26	60	.433	13	25	.520	16	22	.727	11	20	31	22	14	17	2	10	81
OKLAHOMA	3/20/00	28	60	.467	5	14	.357	15	19	.789	10	22	32	23	13	13	5	5	76
Purdue		27	56	.482	1	5	.200	19	29	.655	15	21	36	21	18	19	3	9	74
OKLAHOMA	3/25/00	25	58	.431	7	16	.438	23	29	.793	17	23	40	18	10	33	2	5	80
Connecticut		40	70	.571	6	14	.429	16	22	.727	10	19	29	23	19	15	3	21	102

2001

OKLAHOMA	3/17/01	25	50	.500	7	21	.333	13	26	.500	14	21	35	15	14	17	1	7	70
Oral Roberts		23	49	.469	8	14	.571	10	14	.714	7	17	24	24	13	16	1	11	64
OKLAHOMA	3/19/01	20	61	.328	7	24	.292	20	27	.741	19	33	52	9	13	13	0	5	67
Stanford		21	63	.333	2	20	.100	6	6	1.000	9	25	34	21	12	14	11	6	50
OKLAHOMA	3/24/01	25	72	.347	6	26	.231	11	16	.688	12	25	37	22	21	15	1	8	67
Washington		27	60	.450	8	24	.333	22	28	.786	10	38	48	18	15	18	4	5	84

2002

OKLAHOMA	3/16/02	29	57	.509	5	16	.313	21	33	.636	17	27	44	17	20	20	1	13	84
Hartford		18	63	.286	3	16	.188	13	18	.722	21	19	40	26	7	22	1	12	52
OKLAHOMA	3/18/02	21	44	.477	6	13	.462	18	21	.857	7	27	34	11	12	12	0	3	66
Villanova		19	51	.373	8	23	.348	7	10	.700	7	17	24	13	11	10	3	6	53
OKLAHOMA	3/23/02	26	59	.441	6	17	.353	14	16	.875	11	33	44	14	14	21	0	9	72
Texas Tech		25	67	.373	5	20	.250	7	11	.636	12	22	34	15	12	16	2	8	62

OKLAHOMA	3/25/02	34	62	.548	9	21	.429	17	20	.850	7	21	28	19	23	15	0	10	94
Colorado		21	50	.420	0	4	.000	18	21	.857	9	22	31	15	5	29	0	8	60
OKLAHOMA	3/29/02	28	61	.459	9	26	.346	21	24	.875	5	37	42	14	15	16	0	11	86
Duke		28	73	.384	4	20	.200	11	14	.786	10	28	38	18	19	16	2	5	71
OKLAHOMA	3/31/02	24	62	.387	8	20	.400	14	20	.700	11	14	25	17	12	15	2	12	70
Connecticut		30	57	.526	0	9	.000	22	25	.880	14	30	44	16	15	21	8	7	82

2003

OKLAHOMA	3/23/03	22	55	.400	6	18	.333	11	19	.579	11	28	39	17	19	22	0	8	61
George Wash.		23	53	.434	7	14	.500	18	20	.900	3	26	29	17	17	17	7	11	71

2004

OKLAHOMA	3/20/04	17	41	.415	1	13	.077	23	24	.958	4	38	42	17	11	21	2	8	58
Marist		15	63	.238	5	21	.238	10	14	.714	12	20	32	18	11	13	0	12	45
OKLAHOMA	3/22/04	15	50	.300	4	17	.235	9	16	.563	12	20	32	16	6	14	3	2	43
Stanford		23	50	.460	8	19	.421	14	17	.824	8	29	37	18	17	8	3	5	68

2005

OKLAHOMA	3/20/05	23	56	.411	8	22	.364	15	17	.882	11	28	39	19	20	14	1	3	69
Arizona		24	64	.375	9	20	.450	15	21	.714	17	23	40	16	14	10	5	7	72

2006

OKLAHOMA	3/11/06	25	51	.490	3	11	.273	25	34	.735	9	38	47	19	18	23	6	7	78
Pepperdine		22	71	.310	6	18	.333	16	21	.762	13	24	37	24	12	15	2	10	24
OKLAHOMA	3/20/06	30	58	.517	10	20	.500	16	22	.727	10	29	39	14	21	17	3	5	86
BYU		28	65	.431	6	23	.261	8	18	.444	14	21	35	17	16	14	3	11	70
OKLAHOMA	3/25/06	29	69	.420	5	17	.294	11	16	.688	14	27	41	19	17	14	4	5	

2009	DATE	FG	FGA	PCT	3P	3PA	PCT	FT	FTA	PCT	O	D	TOT	PF	A	TO	B	ST	TP
OKLAHOMA	3/22/09	28	68	.412	6	26	.231	14	20	.700	18	35	53	16	16	19	6	14	76
Prairie View		17	60	.283	1	7	.143	12	18	.667	12	26	38	13	8	17	4	13	47
OKLAHOMA	3/24/09	26	53	.491	3	11	.273	14	16	.875	9	32	41	18	17	16	7	5	69
Georgia Tech		17	63	.270	1	13	.077	15	20	.750	18	18	36	18	13	15	2	4	50
OKLAHOMA	3/29/09	25	64	.391	8	21	.381	12	16	.750	16	35	51	15	15	16	3	5	70
Pittsburgh		23	74	.311	3	13	.231	10	15	.667	19	26	45	14	8	9	6	8	59
OKLAHOMA	3/31/09	23	61	.377	4	16	.250	24	31	.774	19	20	39	21	11	11	7	10	74
Purdue		17	46	.370	3	9	.333	31	34	.912	10	22	32	22	11	16	3	6	68
OKLAHOMA	4/5/09	21	59	.356	4	21	.190	13	20	.650	21	27	48	16	16	17	7	5	59
Louisville		22	61	.361	3	13	.231	14	21	.667	18	21	39	18	9	11	3	10	61

2010

OKLAHOMA	3/21/10	27	61	.443	4	16	.250	10	11	.909	11	25	36	13	15	13	4	10	68
South Dakota State		21	57	.368	8	18	.444	7	8	.875	11	24	35	14	10	18	0	5	57
OKLAHOMA	3/23/10	23	47	.489	1	7	.143	13	15	.867	8	27	35	10	11	22	1	6	60
Little Rock		19	51	.373	0	16	.000	6	12	.500	9	18	27	16	9	20	1	11	44
OKLAHOMA	3/28/10	30	70	.429	7	14	.500	10	11	.909	15	29	44	14	21	17	5	7	77
Notre Dame		27	63	.429	3	8	.375	15	17	.882	8	25	33	14	14	12	5	11	72
OKLAHOMA	3/30/10	32	52	.615	5	15	.333	19	21	.905	8	28	36	18	15	21	2	8	88
Kentucky		23	70	.329	2	17	.118	20	22	.909	20	14	34	17	6	14	0	12	68
OKLAHOMA	4/4/10	26	68	.382	4	17	.235	10	16	.625	12	29	41	19	7	9	4	4	66
Stanford		27	69	.391	1	15	.067	18	27	.667	18	35	53	12	13	7	3	7	73

2011

OKLAHOMA	3/20/11	31	67	.463	4	16	.250	20	23	.870	18	31	49	20	12	22	6	7	86
James Madison		28	77	.364	2	25	.080	14	19	.737	17	21	38	21	7	14	4	15	72
OKLAHOMA	3/22/11	29	68	.426	11	29	.379	19	22	.864	17	28	45	14	22	18	2	8	88
Miami		32	73	.438	8	23	.348	11	15	.733	15	24	39	20	16	15	3	9	83
OKLAHOMA	3/26/11	23	55	.418	1	11	.091	6	9	.667	2	22	24	17	14	24	3	7	53
Notre Dame		28	59	.475	9	18	.500	13	18	.722	14	33	47	13	24	24	4	14	78

2012

OKLAHOMA	3/18/12	34	69	.493	10	29	.345	10	18	.556	15	28	43	13	22	8	2	10	88
Michigan		25	58	.431	8	23	.348	9	14	.643	7	26	33	15	11	14	2	4	67
OKLAHOMA	3/20/12	23	48	.479	4	11	.364	20	24	.833	8	29	37	17	16	19	4	3	70
St. John's		27	65	.415	4	10	.400	16	19	.842	11	20	31	21	14	8	2	7	74

2013

OKLAHOMA	3/23/13	25	53	.472	9	19	.474	19	22	.864	11	37	48	14	15	24	5	5	78
Central Michigan		26	84	.310	8	33	.242	13	19	.684	23	19	42	16	10	7	4	12	73
OKLAHOMA	3/25/13	24	59	.407	11	27	.407	26	37	.703	13	24	37	21	10	7	5	3	85
UCLA		26	68	.382	2	12	.167	18	25	.720	23	27	50	24	18	14	3	2	72
OKLAHOMA	3/31/13	23	75	.307	5	29	.172	8	12	.667	22	28	50	14	4	17	2	6	59
Tennessee		29	67	.433	4	15	.267	12	18	.667	14	33	47	18	14	13	4	11	74

2014

OKLAHOMA	3/22/14	34	73	.466	12	33	.364	20	21	.952	18	17	35	21	13	15	7	7	100
DePaul		36	67	.537	11	23	.478	21	26	.808	17	22	39	21	20	16	5	8	104

2015

OKLAHOMA	3/21/15	40	72	.556	13	29	.448	18	24	.750	15	33	48	25	27	13	2	5	111
Quinnipiac		23	66	.348	12	29	.414	26	33	.788	13	19	32	21	11	11	1	7	84
OKLAHOMA	3/23/15	28	72	.389	6	23	.261	14	19	.737	16	20	36	28	11	13	1	9	76
Stanford		24	46	.522	8	17	.471	30	38	.789	8	31	39	28	10	20	7	5	86

2016

OKLAHOMA	3/19/16	22	51	.431	6	16	.375	11	14	.786	6	33	39	13	11	16	13	6	61
Purdue		18	64	.281	4	11	.364	5	13	.385	16	23	39	13	11	13	3	5	45
OKLAHOMA	3/21/16	18	66	.273	6	22	.273	16	19	.842	17	23	40	26	11	13	5	4	58
Kentucky		22	58	.379	6	13	.462	29	38	.763	11	30	41	17	12	10	8	3	79

2017

OKLAHOMA	3/18/17	23	53	.434	10	23	.435	19	21	.905	7	28	35	18	10	17	11	5	75
Gonzaga		24	71	.338	3	18	.167	11	15	.733	19	25	44	19	13	13	3	7	62
OKLAHOMA	3/20/17	32	69	.464	12	26	.462	6	8	.750	13	17	30	22	14	12	5	3	82
Washington		36	63	.571	18	30	.600	18	28	.643	11	23	34	16	20	8	6	4	108

2018

OKLAHOMA	3/16/18	25	61	.410	4	19	.211	25	33	.758	9	24	33	19	15	12	2	9	79
DePaul		30	58	.517	12	24	.500	18	25	.720	7	34	41	23	26	15	3	6	90

2022

OKLAHOMA	3/19/22	27	63	.429	8	23	.348	16	24	.667	9	33	42	15	16	10	4	7	78
IUPUI		26	72	.361	7	33	.212	13	16	.813	15	30	45	16	13	9	5	5	72
OKLAHOMA	3/21/22	21	65	.323	6	21	.286	16	26	.615	17	28	45	15	14	28	5	7	64
Notre Dame		41	76	.539	10	25	.400	16	23	.696	11	31	42	22	24	13	5	16	108

SINGLE-GAME RECORDS

MOST BY OKLAHOMA

Points: 111 vs. Quinnipiac, 2015
Total Rebounds: 58 vs. Vanderbilt, 1986
Offensive Reb.: 22 vs. Tennessee, 2013
Defensive Rebounds: 38, twice
 vs. Marquette, 2007
 vs. Pepperdine, 2006
Field Goals Made: 40 vs. Quinnipiac, 2015
FG Attempts: 76 vs. Vanderbilt, 1986
FG Pct.:568 (32-52) at Kentucky, 2010
3-Point Field Goals: 13 vs. Quinnipiac, 2015
3-PT FG Att.: 33 vs. DePaul, 2014
3-PT FG Pct.:563 (9-16) vs. Notre Dame, 2008
Free Throws: 30 at Stanford, 2015
FT Attempts: 38 at Stanford, 2015
FT Pct.:958 (23-24) vs. Marist, 2004
Assists: 27 vs. Quinnipiac, 2015
Steals: 21 vs. Loyola (Md.), 1995
Blocks: 13 vs. Purdue, 2016
Turnovers: 33 vs. Connecticut, 2000
Fouls: 28 vs. Stanford, 2015
Technical Fouls: 1, four times
Points in a Quarter: 29 vs. Gonzaga [10], 2016
Points in First Half: 57 vs. Quinnipiac, 2015
Points in Second Half: 66 vs. DePaul, 2014
Points in Overtime: 11 vs. Notre Dame, 2010

FEWEST BY OKLAHOMA

Points: 36 vs. Louisiana Tech, 1995
Total Rebounds: 24 vs. Notre Dame, 2011
Offensive Reb.: 2 vs. Notre Dame, 2011
Defensive Rebounds: 15 vs. Texas, 1986
Field Goals: 15 vs. Stanford, 2004
FG Attempts: 41 vs. Marist, 2004
FG Pct.:250 (15-60) vs. La. Tech, 1995
3-Point Field Goals: 1, four times
 vs. Notre Dame, 2011
 vs. Little Rock, 2010
 vs. Illinois State, 2008
 vs. Marist, 2004
3-PT FG Att.: 6 vs. Loyola (Md.), 1986
3-PT FG Pct.:077 (1-13) vs. Marist, 2004
FT Made: 4 vs. Louisiana Tech, 1995
FT Att.: 9 vs. Notre Dame (3-25-08)
FT Pct.:333 (4-12) vs. Louisiana Tech, 1995
Assists: 4 vs. Tennessee, 2013
Steals: 2 vs. Stanford, 2004
Blocks: 0, five times
Turnovers: 2, vs. UCLA, 2013
Fouls: 9 vs. Oral Roberts, 2001
Technical Fouls: None
Points in a Quarter: 8, twice
Points in First Half: 17 vs. Notre Dame, 2011
Points in Second Half: 13 vs. La. Tech, 1995
Points in Overtime: 10 vs. Notre Dame, 2008

MOST BY AN OPPONENT

Points: 108, Washington, 2017 and ND, 2022
Rebounds: 53, twice
 Stanford, 2010
 Louisiana Tech, 1995
Offensive Reb.: 23, Central Michigan, 2013
Defensive Reb.: 40, Louisiana Tech, 1995
Field Goals: 41, Notre Dame, 2022
FG Attempts: 84, Central Michigan, 2013
FG Pct.:571, twice
 (36-63) Washington, 2017
 (40-70) Connecticut, 2000

» SINGLE-GAME CATEGORY LEADERS

» OKLAHOMA

POINTS

- 36, Aaryn Ellenberg vs. DePaul, 2014
- 33, Phylesha Whaley vs. BYU, 2000
- 31, Nyeshia Stevenson vs. Kentucky, 2010
- 30, Courtney Paris vs. BYU, 2006
- 30, LaNeisha Caufield vs. Villanova, 2002
- 28, Aaryn Ellenberg vs. Michigan, 2012
- 28, Leah Rush vs. Arizona, 2005
- 27, Aaryn Ellenberg vs. UCLA, 2013
- 27, Whitney Hand vs. Miami (Fla.), 2011
- 27, Courtney Paris vs. Pepperdine, 2006

REBOUNDS

- 20, Courtney Paris vs. Ole Miss, 2007
- 17, Joanna McFarland vs. Central Michigan, 2013
- 17, Dionnah Jackson vs. Arizona, 2005
- 16, Joanna McFarland vs. Tennessee, 2013
- 16, Joanna McFarland vs. UCLA, 2013
- 16, Courtney Paris vs. Prairie View, 2009
- 16, Ashley Paris vs. Pittsburgh, 2009
- 16, Courtney Paris vs. Stanford, 2006
- 15, Joanna McFarland vs. James Madison, 2011
- 15, Joanna McFarland vs. Miami (Fla.), 2011
- 15, Amanda Thompson vs. South Dakota State, 2010
- 15, Courtney Paris vs. BYU, 2006

ASSISTS

- 12, Stacey Dales vs. BYU, 2000
- 11, Danielle Robinson vs. Miami (Fla.), 2011
- 11, Danielle Robinson vs. Louisville, 2009
- 10, Gileysa Penzo vs. DePaul, 2018
- 10, Britney Brown vs. BYU, 2006
- 9, Stacey Dales vs. Colorado, 2002
- 8, Danielle Robinson vs. Pittsburgh, 2009
- 8, Amanda Thompson vs. Notre Dame, 2008
- 7, Morgan Hook vs. Central Michigan, 2013
- 7, Whitney Hand vs. St. John's, 2012
- 7, Danielle Robinson vs. Pittsburgh, 2010
- 7, Jenna Plumlee vs. SE Missouri State, 2007
- 7, Britney Brown vs. Arizona, 2005
- 7, Dionnah Jackson vs. George Washington, 2003
- 7, LaNeisha Caufield vs. Washington, 2001

» OPPONENTS

POINTS

- 38, Kelsey Plum, Washington, 2017
- 38, Nneka Ogumike, Stanford, 2010
- 36, Crystal Bradford, Central Michigan, 2013
- 35, Charel Allen, Notre Dame, 2008
- 34, Camille Copper, Purdue, 2000



» Aaryn Ellenberg scored 36 points against DePaul in 2014 to set an OU NCAA Tournament single-game record.

- 31, Victoria Dunlap, Kentucky, 2010
- 31, Armintie Price, Ole Miss, 2007
- 31, Daphanie Kennedy, Pepperdine, 2006
- 29, Candice Wiggins, Stanford, 2006
- 29, Dara Mabrey, Notre Dame, 2022

REBOUNDS

- 17, Racquel Spurlock, Louisiana Tech, 1995
- 16, Nneka Ogumike, Stanford, 2010
- 15, Chantel Osahor, Washington, 2017
- 14, Crystal Bradford, Central Michigan, 2013
- 14, Morgan Stroman, Miami (Fla.), 2011
- 14, Karen Booker, Vanderbilt, 1986
- 13, Macee Williams, IUPUI, 2022
- 13, Victoria Dunlap, Kentucky, 2010
- 13, Lindsey Wisdom-Hilton, Purdue, 2009
- 13, Swin Cash, Connecticut, 2002
- 11, Erica McCall, Stanford, 2015
- 11, Angel McCoughtry, Louisville, 2009
- 11, Nicole Powell, Stanford, 2004
- 11, Maquisha Walker, 1995

ASSISTS

- 12, Skylar Diggins, Notre Dame, 2011
- 12, Olivia Miles, Notre Dame, 2022
- 11, Kelsey Plum, Washington, 2017
- 9, Dee Dee Wheeler, Arizona, 2005
- 8, Shea Ralph, Connecticut, 2000
- 8, Kamie Ethcide, Texas, 1986
- 7, by eight players (most recently by Chantel Osahor, Washington, 2017)

» OKLAHOMA TEAM HIGHS

POINTS

- 111 vs. Quinnipiac, 2015
- 100 vs. DePaul, 2014
- 94 vs. Colorado, 2002
- 90 vs. Loyola (Md.), 1995
- 88 vs. Michigan, 2012
- 88 vs. Miami (Fla.), 2011
- 88 vs. Kentucky, 2010

FIELD GOALS

- 40 vs. Quinnipiac, 2015
- 38 vs. Vanderbilt, 1986
- 34 vs. DePaul, 2014
- 34 vs. Michigan, 2012
- 34 vs. Colorado, 2002

FIELD GOAL ATTEMPTS

- 76 vs. Vanderbilt, 1986
- 75 vs. Tennessee, 2013
- 73 vs. DePaul, 2014
- 72 vs. Stanford, 2015
- 72 vs. Quinnipiac, 2015

FIELD GOAL PERCENTAGE

- .615 vs. Kentucky, 2010
- .569 vs. SE Missouri State, 2007
- .556 vs. Quinnipiac, 2015
- .548 vs. Colorado, 2002
- .544 vs. BYU, 2000

3-POINT FIELD GOALS

- 13 vs. Quinnipiac, 2015
- 12 vs. Washington, 2017
- 12 vs. DePaul, 2014
- 11 vs. UCLA, 2013
- 11 vs. Miami (Fla.), 2011

3-POINT FIELD GOAL ATTEMPTS

- 33 vs. DePaul, 2014
- 29 vs. Quinnipiac, 2015
- 29 vs. Tennessee, 2013
- 29 vs. Michigan, 2012
- 29 vs. Miami (Fla.), 2011

3-POINT FG PCT. (MIN. 10 ATTEMPTS)

- .588 (10-of-17) vs. SE Mo. State, 2007
- .563 (9-of-16) vs. Notre Dame, 2008
- .529 (7-of-14) vs. Notre Dame, 2010
- .500 (10-of-20) vs. BYU, 2006
- .474 (9-of-19) vs. Cent. Michigan, 2013

FREE THROWS

- 30 vs. Stanford, 2015
- 26 vs. UCLA, 2013
- 25 vs. DePaul, 2018
- 25 vs. Pepperdine, 2006
- 24 vs. Purdue, 2009

FREE THROW ATTEMPTS

- 38 vs. Stanford, 2015
- 37 vs. UCLA, 2013
- 34 vs. Pepperdine, 2006
- 33 vs. DePaul, 2018
- 33 vs. Hartford, 2002

FREE THROW PCT. (MIN. 10 ATTEMPTS)

- .958 (23-of-24) vs. Marist, 2004
- .952 (20-of-21) vs. DePaul, 2014
- .909 (10-of-11) vs. Notre Dame, 2010
- .909 (10-of-11) vs. S.D. State, 2010
- .905 (20-of-22) vs. Gonzaga, 2017
- .905 (12-of-14) vs. Kentucky, 2010

REBOUNDS

- 58 vs. Vanderbilt, 1986
- 53 vs. Prairie View A&M, 2009
- 52 vs. Stanford, 2001
- 51 vs. Pittsburgh, 2009
- 50 vs. Tennessee, 2013

ASSISTS

- 27 vs. Quinnipiac, 2015
- 23 vs. Notre Dame, 2008
- 23 vs. Colorado, 2002
- 22 vs. Michigan, 2012
- 22 vs. Miami (Fla.), 2011

TURNOVERS

- 33 vs. Connecticut, 2000
- 28 vs. Notre Dame, 2022
- 26 vs. Ole Miss, 2007
- 24 vs. Central Michigan, 2013
- 24 vs. Notre Dame, 2011
- 24 vs. Notre Dame, 2008

BLOCKED SHOTS

- 13 vs. Purdue, 2016
- 11 vs. Gonzaga, 2017
- 8 vs. Notre Dame, 2008
- 7 vs. Stanford, 2015
- 7 vs. DePaul, 2014
- 7 vs. Louisville, 2009
- 7 vs. Purdue, 2009
- 7 vs. Georgia Tech, 2009
- 7 vs. Illinois State, 2009
- 7 vs. Illinois State, 2008
- 7 vs. Marquette, 2007

STEALS

- 21 vs. Loyola (Md.), 1995
- 14 vs. Prairie View A&M, 2009
- 13 vs. Hartford, 2002
- 12 vs. Connecticut, 2002
- 11 vs. Duke, 2002



» Gabbi Ortiz and the 2014-15 Sooners set program records against Quinnipiac for points, field goals and 3-point field goals in an NCAA Tournament game.



» OPPONENT TEAM HIGHS

POINTS

- 108, Washington, 2017
- 108, Notre Dame, 2022
- 104, DePaul, 2014
- 102, Connecticut, 2000
- 90, DePaul, 2018

FIELD GOALS

- 41, Notre Dame, 2022
- 40, Connecticut, 2000
- 36, Washington, 2017
- 36, DePaul, 2014
- 32, Miami (Fla.), 2011
- 32, Texas, 1986

FIELD GOAL ATTEMPTS

- 84, Central Michigan, 2013
- 78, Vanderbilt, 1986
- 77, James Madison, 2011
- 76, Notre Dame, 2022
- 74, Pittsburgh, 2009
- 74, Ole Miss, 2007

FIELD GOAL PERCENTAGE

- .571, Washington, 2017
- .571, Connecticut, 2000
- .539, Notre Dame, 2022
- .526, Connecticut, 2002
- .525, Texas, 1986

3-POINT FIELD GOALS

- 18, Washington, 2017
- 13, BYU, 2000
- 12, DePaul, 2018
- 12, Quinnipiac, 2015
- 11, DePaul, 2014

3-POINT FIELD GOAL ATTEMPTS

- 33, Central Michigan, 2013
- 30, Washington, 2017
- 29, Quinnipiac, 2015
- 25, James Madison, 2011
- 25, BYU, 2000

3-POINT FG PCT. (MIN. 10 ATTEMPTS)

- .600 (18-of-30), Washington, 2017
- .571 (8-of-14), Oral Roberts, 2001
- .520 (13-of-25), BYU, 2000
- .500 (12-of-24), DePaul, 2018
- .500 (9-of-18), Notre Dame, 2008
- .500 (7-of-14), George Washington, 2003

FREE THROWS

- 31, Purdue, 2009
- 29, Kentucky, 2016
- 29, Ole Miss, 2007
- 28, Loyola (Md.), 1995
- 26, Quinnipiac, 2015

FREE THROW ATTEMPTS

- 41, Ole Miss, 2007
- 38, Kentucky, 2007
- 35, Loyola (Md.), 1995
- 35, Texas, 1986
- 34, Purdue, 2009

FREE THROW PCT. (MIN. 10 ATTEMPTS)

- .917 (22-of-24), Notre Dame, 2008
- .917 (11-of-12), SE Missouri State, 2007
- .912 (31-of-34), Purdue, 2009
- .909 (20-of-22), Kentucky, 2010
- .900 (18-of-20), George Washington, 2003

REBOUNDS

- 60, Louisiana Tech, 1995
- 53, Stanford, 2010
- 50, UCLA, 2013
- 48, Washington, 2001
- 47, Notre Dame, 2011

ASSISTS

- 26, DePaul, 2018
- 24, Notre Dame, 2011
- 24, Notre Dame, 2022
- 20, Washington, 2017
- 20, DePaul, 2014

TURNOVERS

- 32, Loyola (Md.), 1995
- 29, Colorado, 2002
- 24, Notre Dame, 2011
- 22, Hartford, 2002
- 20, Little Rock, 2010

BLOCKED SHOTS

- 11, Stanford, 2001
- 8, Kentucky, 2016
- 8, Connecticut, 2002
- 7, George Washington, 2003
- 7, Vanderbilt, 1986

STEALS

- 21, Connecticut, 2000
- 16, Ole Miss, 2007
- 16, Notre Dame, 2022
- 15, James Madison, 2011
- 14, Notre Dame, 2011

» OKLAHOMA CAREER CATEGORY LEADERS

GAMES PLAYED

- 15, Jasmine Hartman (2009, 2010, 2011, 2013)
- 15, Danielle Robinson (2008, 2009, 2010, 2011)
- 15, Carlee Roethlisberger (2008, 2009, 2010, 2011)
- 14, Amanda Thompson (2007, 2008, 2009, 2010)
- 13, Joanna McFarland (2010, 2011, 2012, 2013)
- 13, Ashley Paris (2006, 2007, 2008, 2009)
- 13, Courtney Paris (2006, 2007, 2008, 2009)
- 12, Stacey Dales (2000, 2001, 2002)
- 12, LaNeisha Caufield (2000, 2001, 2002)
- 11, Abi Olajuwon (2007, 2008, 2009, 2010)
- 11, Caton Hill (2000, 2001, 2002, 2004)

MINUTES PLAYED

- 510, Danielle Robinson (2008, 2009, 2010, 2011)
- 410, LaNeisha Caufield (2000, 2001, 2002)
- 409, Stacey Dales (2000, 2001, 2002)
- 394, Courtney Paris (2006, 2007, 2008, 2009)
- 352, Nyeshia Stevenson (2007, 2008, 2009, 2010)
- 350, Caton Hill (2000, 2001, 2002, 2004)
- 347, Ashley Paris (2006, 2007, 2008, 2009)
- 336, Whitney Hand (2009, 2011, 2012)
- 311, Amanda Thompson (2007, 2008, 2009, 2010)
- 300, Carlee Roethlisberger (2008, 2009, 2010, 2011)

POINTS

- 250, Courtney Paris (2006, 2007, 2008, 2009)
- 214, Danielle Robinson (2007, 2008, 2009, 2010)
- 208, LaNeisha Caufield (2000, 2001, 2002)
- 173, Aaryn Ellenberg (2011, 2012, 2013, 2014)
- 171, Stacey Dales (2000, 2001, 2002)
- 150, Whitney Hand (2009, 2011, 2012)
- 146, Nyeshia Stevenson (2007, 2008, 2009, 2010)
- 141, Caton Hill (2000, 2001, 2002, 2004)
- 123, Leah Rush (2004, 2005, 2006, 2007)
- 113, Ashley Paris (2006, 2007, 2008, 2009)

FIELD GOALS

- 99, Courtney Paris (2006, 2007, 2008, 2009)
- 81, Danielle Robinson (2008, 2009, 2010, 2011)
- 66, LaNeisha Caufield (2000, 2001, 2002)
- 62, Aaryn Ellenberg (2011, 2012, 2013, 2014)
- 61, Stacey Dales (2000, 2001, 2002)
- 54, Caton Hill (2000, 2001, 2002, 2004)
- 50, Nyeshia Stevenson (2007, 2008, 2009, 2010)
- 47, Whitney Hand (2009, 2011, 2012)
- 46, Leah Rush (2004, 2005, 2006, 2007)
- 45, Ashley Paris (2006, 2007, 2008, 2009)



» Danielle Robinson averaged 14.3 points, 5.7 assists and 4.3 rebounds in 15 NCAA Tournament games, helping the Sooners to back-to-back Final Four appearances in 2009 and 2010.

FIELD GOAL ATTEMPTS

- 182, Danielle Robinson (2007, 2008, 2009, 2010)
- 174, Courtney Paris (2006, 2007, 2008, 2009)
- 149, Stacey Dales (2000, 2001, 2002)
- 146, Aaryn Ellenberg (2011, 2012, 2013, 2014)
- 146, LaNeisha Caufield (2000, 2001, 2002)
- 118, Caton Hill (2000, 2001, 2002, 2004)
- 116, Whitney Hand (2009, 2011, 2012)
- 112, Nyeshia Stevenson (2007, 2008, 2009, 2010)
- 111, Amanda Thompson (2007, 2008, 2009, 2010)
- 107, Ashley Paris (2006, 2007, 2008, 2009)

FIELD GOAL PCT. (MIN. 50 ATTEMPTS)

- .640, Abi Olajuwon (2007, 2008, 2009, 2010)
- .596, Kaylon Williams (2012, 2014, 2015, 2016)
- .575, Leah Rush (2004, 2005, 2006, 2007)
- .569, Courtney Paris (2006, 2007, 2008, 2009)
- .560, Nicole Griffin (2011, 2012, 2013, 2014)
- .486, Dionnah Jackson (2002, 2003, 2004, 2005)
- .482, Vionise Pierre-Louis (2015, 2016, 2017, 2018)
- .481, Gabbi Ortiz (2015, 2016, 2017, 2018)
- .475, Joanna McFarland (2010, 2011, 2012, 2013)
- .462, Sharane Campbell (2012, 2013, 2014, 2015)

3-POINT FIELD GOALS

- 31, Aaryn Ellenberg, (2011, 2012, 2013, 2014)
- 23, Whitney Hand (2009, 2011, 2012)
- 18, Nyeshia Stevenson (2007, 2008, 2009, 2010)
- 17, Stacey Dales (2000, 2001, 2002)
- 15, Leah Rush (2004, 2005, 2006, 2007)
- 13, Peyton Little (2015, 2016, 2017)
- 13, Gabbi Ortiz (2015, 2016, 2017, 2018)
- 11, LaNeisha Caufield (2000, 2001, 2002)
- 11, Erin Higgins (2004, 2005, 2006, 2007)
- 10, Caton Hill (2000, 2001, 2002, 2004)
- 10, Carlee Roethlisberger (2008, 2009, 2010, 2011)



» OKLAHOMA CAREER CATEGORY LEADERS (CONTINUED)

3-POINT FIELD GOAL ATTEMPTS

82. Aaryn Ellenberg, (2011, 2012, 2013, 2014)
66. Whitney Hand (2009, 2011, 2012)
60. Nyeshia Stevenson (2007, 2008, 2009, 2010)
50. Stacey Dales (2000, 2001, 2002)
41. Erin Higgins (2004, 2005, 2006, 2007)
36. Carlee Roethlisberger (2008, 2009, 2010, 2011)
35. LaNeisha Caufield (2000, 2001, 2002)
33. Peyton Little (2015, 2016, 2017)
32. Caton Hill (2000, 2001, 2002, 2004)
30. Gabbi Ortiz (2015, 2016, 2017, 2018)
30. Maddie Manning (2015, 2016, 2017, 2018)

3-POINT FIELD GOAL PCT. (MIN. 10 ATTEMPTS)

- .636 (7-11), Derica Wyatt (2014, 2015, 2016, 2017)
- .536 (15-28), Leah Rush (2004, 2005, 2006, 2007)
- .500 (7-14), Britney Brown (2003, 2004, 2005, 2006)
- .444 (7-16), Joanna McFarland (2010, 2011, 2012, 2013)
- .433 (13-30), Gabbi Ortiz (2015, 2016, 2017, 2018)
- .393 (13-33), Peyton Little (2015, 2016, 2017)
- .391 (9-23), Gabbi Ortiz (2015, 2016, 2017)
- .378 (31-82), Aaryn Ellenberg (2011, 2012, 2013, 2014)
- .360 (5-14), Dionnah Jackson (2002, 2003, 2004, 2005)
- .348 (23-66), Whitney Hand (2009, 2011, 2012)

FREE THROWS

65. LaNeisha Caufield (2000, 2001, 2002)
56. Danielle Robinson (2008, 2009, 2010, 2011)
52. Courtney Paris (2006, 2007, 2008, 2009)
33. Whitney Hand (2009, 2011, 2012)
33. Sharane Campbell-Olds (2012, 2013, 2014, 2015)
30. Joanna McFarland (2010, 2011, 2012, 2013)
30. Stacey Dales (2000, 2001, 2002)
28. Nyeshia Stevenson (2007, 2008, 2009, 2010)
23. Ashley Paris (2006, 2007, 2008, 2009)
23. Dionnah Jackson (2002, 2003, 2004, 2005)
23. Caton Hill (2000, 2001, 2002, 2004)

FREE THROW ATTEMPTS

79. Courtney Paris (2006, 2007, 2008, 2009)
78. LaNeisha Caufield (2000, 2001, 2002)
60. Danielle Robinson (2008, 2009, 2010, 2011)
48. Stacey Dales (2000, 2001, 2002)
39. Sharane Campbell-Olds (2012, 2013, 2014, 2015)
38. Nyeshia Stevenson (2007, 2008, 2009, 2010)
36. Whitney Hand (2009, 2011, 2012)
34. Joanna McFarland (2010, 2011, 2012, 2013)
33. Dionnah Jackson (2002, 2003, 2004, 2005)
30. Vionise Pierre-Louis (2015, 2016, 2017, 2018)
30. Ashley Paris (2006, 2007, 2008, 2009)

FREE THROW PCT. (MIN. 10 ATTEMPTS)

- 1.000 (13-13) Britney Brown (2004, 2005, 2006, 2007)
- .933 (56-60), Danielle Robinson (2008, 2009, 2010, 2011)
- .923 (12-13), Peyton Little (2015, 2016, 2017)
- .917 (11-12), Ana Llanusa (2018)
- .916 (33-36), Whitney Hand (2009, 2011, 2012)
- .909 (10-11), Gabbi Ortiz (2015, 2016, 2017)
- .909 (10-11), Gioya Carter (2014, 2015, 2016, 2017)
- .882 (30-34), Joanna McFarland (2010, 2011, 2012, 2013)
- .857 (18-21), Chelsi Welch (2003, 2005, 2006, 2007)
- .846 (33-39) Sharane Campbell (2012, 2013, 2014, 2015)

REBOUNDS

175. Courtney Paris (2006, 2007, 2008, 2009)
109. Ashley Paris (2006, 2007, 2008, 2009)
102. Joanna McFarland (2010, 2011, 2012, 2013)
95. Caton Hill (2000, 2001, 2002, 2004)
81. Amanda Thompson (2007, 2008, 2009, 2010)
64. Danielle Robinson (2008, 2009, 2010, 2011)
58. Whitney Hand (2009, 2011, 2012)
58. Dionnah Jackson (2002, 2003, 2004, 2005)
52. Stacey Dales (2000, 2001, 2002)
50. Vionise Pierre-Louis (2015, 2016, 2017, 2018)

ASSISTS

85. Danielle Robinson (2008, 2009, 2010, 2011)
62. Stacey Dales (2000, 2001, 2002)
36. Whitney Hand (2009, 2011, 2012)
35. Britney Brown (2004, 2005, 2006, 2007)
34. LaNeisha Caufield (2000, 2001, 2002)
31. Amanda Thompson (2007, 2008, 2009, 2010)
30. Morgan Hook (2011, 2012, 2013, 2014)
25. Caton Hill (2000, 2001, 2002, 2004)
23. Ashley Paris (2006, 2007, 2008, 2009)

BLOCKED SHOTS

43. Courtney Paris (2006, 2007, 2008, 2009)
25. Vionise Pierre-Louis (2015, 2016, 2017, 2018)
13. Nicole Griffin (2011, 2012, 2013, 2014)
10. Amanda Thompson (2007, 2008, 2009, 2010)
7. Kaylon Williams (2012, 2014, 2015, 2016)
7. Abi Olajuwon (2007, 2008, 2009, 2010)
7. Ashley Paris (2006, 2007, 2008, 2009)

STEALS

29. Danielle Robinson (2008, 2009, 2010, 2011)
24. LaNeisha Caufield (2000, 2001, 2002)
17. Whitney Hand (2009, 2011, 2012)
17. Caton Hill (2000, 2001, 2002, 2004)
16. Stacey Dales (2000, 2001, 2002)
15. Nyeshia Stevenson (2007, 2008, 2009, 2010)
13. Amanda Thompson (2007, 2008, 2009, 2010)
13. Courtney Paris (2006, 2007, 2008, 2009, 2010)

» 1. COURTNEY PARIS (2,729)

Leads OU in scoring with 2,729 points ... One of the most dominant post players in NCAA history ... Ended career with 20 NCAA, 57 Big 12 Conference and 69 Oklahoma records ... Set an NCAA mark with 112 consecutive games with a double-double ... Became the first player ever, regardless of gender, to record 2,500 career points and 2,000 career rebounds ... 2007 AP National Player of the Year ... First four-time AP and USBWA All-America selection ... Four-time finalist for the Naismith National Player of the Year ... Three-time Big 12 Player of the Year (2007, 2008, 2009), 2007 & 2008 Big 12 Defensive Player of the Year and 2006 Big 12 Freshman of the Year ... Set OU single-season records with averages of 23.5 points, 15.9 rebounds and 3.4 blocks per game in 2007 ... Became the first-ever player to win WBCA National Player of the Month three times during the 2006-07 season ... 2006 and 2007 Big 12 Tournament MVPs ... As a freshman, became the first NCAA player to register 700 points, 500 rebounds, and 100 blocks in one season ... Set NCAA and OU record with 539 rebounds during the 2005-06 season ... Also established NCAA freshman blocks record with 119 ... One of three players to record a triple-double in program history ... Drafted as the No. 7 overall selection in the 2009 WNBA Draft ... Played 10 years in the WNBA and overseas.



SEASON	G	FG-FGA	PCT	3G-A	PCT	FT-FTA	PCT	REBS	AVG	PTS	AVG
2005-06	36	331-539	.614	0-1	.000	126-262	.481	539	15.0	788	21.9
2006-07	33	318-558	.570	0-4	.000	139-242	.574	526	15.9	775	23.5
2007-08	31	239-426	.561	0-3	.000	100-175	.571	446	15.0	578	18.6
2008-09	37	236-418	.565	0-0	.000	116-201	.577	503	13.6	588	15.9
TOTALS	137	1124-1941	.579	0-8	.000	481-880	.547	2034	14.8	2729	19.9

» 2. AARYN ELLENBERG (2,328)

Finished career as OU's top 3-point shooter upon graduation ... One of two players in school history to make 100 or more treys in a single season (115, 2013) ... Owned the Oklahoma career record for 3-point field goals (284) from 2014-2022 ... Finished career second all-time in Big 12 and 11th in NCAA history with 376 3-pointers ... Two-time AP All-American honorable mention ... Three-time All-Big 12 First Team selection ... Currently in the top five in the following categories: 3-pointers attempted (1st/975); field goals attempted (1st/2,025); field goals made (3rd/825); 3-point field goal percentage (4th/.386); scoring average (5th/18.7).



SEASON	G	FG-FGA	PCT	3G-A	PCT	FT-FTA	PCT	REBS	AVG	PTS	AVG
2010-11	35	204-519	.393	94-237	.397	64-79	.810	115	3.3	566	16.2
2011-12	34	193-486	.368	75-204	.368	67-84	.798	118	3.5	528	15.5
2012-13	35	230-542	.424	115-278	.414	79-105	.752	117	3.3	654	18.7
2013-14	30	194-478	.414	92-256	.359	92-115	.800	122	4.1	580	19.3
TOTALS	134	825-2055	.407	367-975	.386	302-383	.789	472	3.5	2328	17.4



» Courtney Paris is OU's all-time leading scorer by 401 points. She scored 2,729 points during her four-year career.

» 3. PHYLESHA WHALEY (2,187)

Third all-time leading scorer in OU history with 2,187 ... Averaged 20.8 points per game her senior year ... First on career records in minutes played per game (34.9) ... Appears in the top three in the following categories: scoring average (2nd/18.9); free throws made (2nd/552); free throws attempted (3rd/710) and minutes averaged (1st/34.9) ... First player in school history to reach the 2,000-point mark in the Big 12 era ... Awarded first team all-conference honors in last three seasons ... Was named 2000 Big 12 Player of the Year and led Sooners to the Sweet 16 ... Honorable mention All-American by Associated Press and Kodak.



SEASON	G	FG-FGA	PCT	3G-A	PCT	FT-FTA	PCT	REBS	AVG	PTS	AVG
1996-97	27	133-299	.445	1-7	.143	119-175	.680	193	7.1	386	14.3
1997-98	27	182-383	.475	14-40	.350	168-213	.689	220	8.1	546	20.2
1998-99	29	197-420	.469	27-75	.360	148-178	.831	217	7.5	569	19.6
1999-00	33	265-492	.529	39-80	.488	117-144	.813	261	7.9	686	20.8
TOTALS	116	777-1594	.487	81-202	.401	552-710	.777	892	7.7	2187	18.9

» 4. MOLLY MCGUIRE (2,147)

Fourth in points scored with a total of 2,147 ... Became first OU basketball player (men's or women's) to score more than 2,000 points and pull down 1,000 rebounds in a career ... Second in school history with 1,071 career rebounds ... Chosen as Big Eight Player of the Year and second-team All-America by Women's Basketball News Service in 1983 ... Third team All-America and was one of 30 finalists for the Wade Trophy in 1983 ... Second in OU history with 859 career field goals made and third overall with a 18.7 scoring average.



SEASON	G	FG-FGA	PCT	3G-A	PCT	FT-FTA	PCT	REBS	AVG	PTS	AVG
1983-84	32	107-228	.469	—	—	42-65	.646	137	4.3	256	8.0
1984-85	37	238-455	.523	—	—	106-134	.791	307	8.3	582	15.7
1985-86	35	288-543	.530	—	—	159-207	.768	287	8.2	735	21.0
1986-87	33	214-418	.512	9-19	.474	80-114	.702	223	6.8	524	15.9
TOTALS	115	859-1433	.599	—	—	429-588	.730	1071	9.3	2147	18.7

RECORDS

RECORDS

» 5. DANIELLE ROBINSON (2,138)

Top scoring point guard in program history ... Finished career as one of three players in history to cross the 2,000-point, 700-assists and 300-steal benchmarks in a career ... Ranks third in field goals attempted (1,676) and fourth in field goals made (876) ... Set program record with 140 career starts and 4,579 minutes played ... Second in OU history with 726 assists ... Two-time Associated Press All-America selection ... Led the Sooners to back-to-back Final Four appearances in 2009 and 2010 ... Appeared in 15 NCAA Tournament games during her career ... 2010 NCAA Women's Final Four All-Tournament team ... Three-time Nancy Lieberman Award Finalist (2009, 2010, 2011) ... Selected as the No. 6 overall pick by San Antonio Stars.



SEASON	G	FG-FGA	PCT	3G-A	PCT	FT-FTA	PCT	REBS	AVG	PTS	AVG
2007-08	31	155-323	.480	0-2	.000	68-99	.687	90	2.9	378	12.2
2008-09	37	180-324	.556	0-1	.000	119-132	.902	106	2.9	479	12.9
2009-10	38	240-516	.465	2-15	.133	157-179	.877	127	3.3	639	16.8
2010-11	35	253-513	.458	5-18	.278	169-190	.879	129	3.7	642	18.3
TOTALS	141	810-1676	.483	7-36	.194	511-600	.852	452	3.2	2138	15.2

» 6. LANEISHA CAUFIELD (2,125)

Sixth all-time on OU's scoring chart with 2,125 points ... Claimed the career record in steals with a total of 402 ... OU's all-time leader in free throws made (693) and second in free throw attempts (826) ... Also second in program history with 4,287 minutes played ... Defensive Player of the Year by Women's Basketball News Service after both her junior and senior campaigns ... 2002 Women's Basketball News Service All-American ... Named a Women's Basketball Journal All-American in 2001 ... Named second team all-conference in her last three seasons (2000, 2001, 2002) ... 1999 Big 12 Freshman of the Year.



SEASON	G	FG-FGA	PCT	3G-A	PCT	FT-FTA	PCT	REBS	AVG	PTS	AVG
1998-99	29	131-272	.482	12-36	.333	183-227	.806	152	5.3	457	15.8
1999-00	33	160-319	.502	13-43	.302	173-205	.844	162	4.9	506	15.3
2000-01	34	185-395	.468	20-73	.274	146-174	.839	145	4.3	636	18.7
2001-02	36	203-441	.460	29-79	.357	191-220	.868	179	5.0	626	17.4
TOTALS	132	679-1427	.476	74-231	.320	693-826	.839	639	4.8	2125	16.1



» Stacey Dales is one of two Sooners to win multiple Big 12 Player of the Year awards.

» 7. TAYLOR ROBERTSON (1,972)

The best 3-point shooter in Oklahoma history, breaking the school record as a senior ... Only player in NCAA history with three seasons of 100 3-pointers ... Reached the 1,000-point mark after just two seasons, joining Courtney Paris and Aaryn Ellenberg as the only Sooners to accomplish the feat ... Became the first player in Big 12 history to hit 100 or more 3s in back-to-back seasons after making 105 as a freshman and 131 as a sophomore ... The NCAA's active career leader in treys per game with a 3.78 average and free throw percentage (91.9%) ... Set a program record for the most consecutive 20-plus point games with eight during her sophomore season ... 2022 AP All-America honorable mention ... Three-time All-Big 12 performer ... Finalist for 2022 Ann Meyers Drysdale Award.



SEASON	G	FG-FGA	PCT	3G-A	PCT	FT-FTA	PCT	REBS	AVG	PTS	AVG
2018-19	30	134-290	.462	105-225	.467	56-63	.889	98	3.3	429	14.3
2019-20	30	165-374	.441	131-308	.425	112-125	.896	92	3.1	573	19.1
2020-21	24	122-257	.475	86-200	.430	56-57	.982	72	3.0	386	16.1
2021-22	34	172-353	.487	124-279	.444	116-125	.928	160	4.7	584	17.2
TOTALS	118	593-1274	.465	446-1012	.441	340-370	.919	422	3.6	1972	16.7

» 8. STACEY DALES (1,920)

Two-time Big 12 Player of the Year (2001, 2002) ... Collected first All-Big 12 honors after junior and senior seasons ... Named to the All-Tournament team at the 2002 Big 12 Championship and awarded MVP honors ... Ranks first all-time with 764 assists at OU ... Played 4,199 minutes as a Sooner, the third-most by an Oklahoma player ... Also ranks fourth in OU history with 1,621 field goals attempted ... Two-time AP All-America selection ... 2002 Naismith Player of the Year finalist ... Named to 2002 Final Four All-Tournament team ... Two-time CoSIDA Academic All-America selection ... No. 3 overall pick in the 2002 WNBA Draft by the Washington Mystics ... Highest WNBA Draft pick in program history ... Member of the 2000 Canadian Olympic team ... Currently works as a reporter for the NFL Network ... Became the first female student-athlete at OU to have her jersey honored on Nov. 21, 2014.



SEASON	G	FG-FGA	PCT	3G-A	PCT	FT-FTA	PCT	REBS	AVG	PTS	AVG
1997-98	1	0-0	.000	0-0	.000	0-0	.000	0	0	0	0
1998-99	29	129-331	.390	24-77	.312	64-97	.660	201	6.9	346	11.9
1999-00	33	153-371	.412	43-122	.352	71-115	.617	168	5.1	420	12.7
2000-01	34	209-439	.476	28-86	.321	97-147	.660	172	5.1	543	16.0
2001-02	36	228-479	.476	41-106	.387	14-145	.786	180	5.0	611	17.0
TOTALS	133	719-1620	.444	136-391	.348	346-504	.687	721	5.5	1920	14.5

» 9. MADI WILLIAMS (1,847)

Led Sooners in scoring in 2021 and 2022 ... 20.0 points per game as junior were for the fifth-best single-season average in OU history ... Reached the 1,000-point mark in her junior season of 2020-21 ... Set OU single-game points record by scoring 45 against West Virginia in January 2021 ... 14 career double-doubles ... Joined Courtney Paris as only Sooners to lead team in rebounding for four consecutive seasons ... Two-time unanimous All-Big 12 selection ... WBCA All-America honoree in 2022.



SEASON	G	FG-FGA	PCT	3G-A	PCT	FT-FTA	PCT	REBS	AVG	PTS	AVG
2018-19	30	137-329	.416	2-20	.100	73-121	.603	241	8.0	349	11.6
2019-20	30	192-408	.471	18-51	.353	82-117	.701	218	7.3	484	16.1
2020-21	21	172-349	.493	10-35	.286	66-96	.688	108	5.1	420	20.0
2021-22	33	222-473	.469	14-32	.438	109-151	.722	249	7.5	594	18.0
TOTALS	114	723-1559	.464	47-128	.368	330-465	.680	817	7.2	1847	16.2

» T-10. CATON HILL (1,653)

Tied for eighth best in career points with 1,653 ... Set a then-school record with 140 career games played ... Second place in career defensive rebounds (745) ... Fourth all-time in school history and ninth in Big 12 history with 1,052 career rebounds ... Ended career ranked in the top 10 of these career categories: double-doubles (3rd/33); free throw percentage (5th/.799); offensive rebounds (6th/307) ... field goals made (9th/611); steals (7th/217); field goals attempted (9th/1,292); rebounding average (10th/7.5); 3-point field goals made (10th/129) ... One of four OU players to record 1,000 points and 1,000 rebounds for their collegiate career ... 2004 CoSIDA Academic All-America third team honoree ... Helped OU to three straight Big 12 regular season titles in 2000, 2001 and 2002.



SEASON	G	FG-FGA	PCT	3G-A	PCT	FT-FTA	PCT	REBS	AVG	PTS	AVG
1999-00	33	118-251	.470	16-49	.327	58-83	.699	244	7.4	310	9.4
2000-01	34	172-352	.489	27-59	.458	70-86	.814	315	9.3	441	13.0
2001-02	36	164-355	.462	45-113	.398	82-101	.812	250	6.9	455	12.6
2002-03	4	10-33	.303	0-4	.000	21-24	.875	38	9.8	41	10.3
2003-04	33	147-321	.458	41-101	.406	71-84	.835	205	6.2	406	12.3
TOTALS	140	611-1312	.466	129-326	.399	302-378	.799	1052	7.5	1653	11.8

» T-10. JACQUETTA HURLEY (1,653)

Posted 1,653 points while at OU, good for eighth place in career points ... Also known as a defensive specialist ... Ranks third all-time in steals with 280 ... One of the top shot blockers in the Big Eight, finishing with 84 during her career ... Posted a 20-game double figure scoring streak as a junior ... Posted a career-best 17.2 points per game during the 1984-85 season ... Named to the All-Big Eight first team as a junior and as a senior.



SEASON	G	FG-FGA	PCT	3G-A	PCT	FT-FTA	PCT	REBS	AVG	PTS	AVG
1982-83	28	128-229	.559	—	—	44-84	.523	173	6.2	300	10.7
1983-84	32	184-349	.527	—	—	88-120	.733	197	6.2	456	14.3
1984-85	30	215-373	.576	—	—	85-136	.625	236	7.9	515	17.2
1985-86	31	143-305	.469	—	—	96-123	.780	189	6.1	382	12.3
TOTALS	121	670-1256	.533	—	—	313-463	.676	795	6.6	1653	13.7

» 12. LYNN MCCURDY (1,553)

Averaged a career-best 16.6 points a game her senior season, pushing her to 1,553 points during her career ... Ranks 10th all-time in the Sooner record books in scoring ... Ranks eighth in steals (205) and ninth in double-figure scoring games (78) ... Was named honorable mention All-Big Eight as a junior ... Was also a second team all-conference selection as a senior ... Named to the NWIT all-tournament team in 1984.



SEASON	G	FG-FGA	PCT	3G-A	PCT	FT-FTA	PCT	REBS	AVG	PTS	AVG
1980-81	31	108-245	.441	—	—	95-128	.742	187	6.0	311	10.0
1981-82	31	136-316	.430	—	—	71-91	.780	192	6.2	343	11.1
1982-83	27	145-332	.438	—	—	79-111	.711	196	7.3	369	13.7
1983-84	32	219-430	.509	—	—	92-111	.829	212	6.6	530	16.6
TOTALS	121	608-1323	.460	—	—	337-441	.764	787	6.5	1553	12.8

» 13. ANGI GUFFY (1,511)

Talented both on and off the court ... Also named to academic all-conference team three years in a row ... Named second team all-conference by Big Eight ... Award honorable mention after her senior season ... Third all-time in field goal percentage (.552) ... Also appears in the following career lists: free throws made (7th/354), defensive rebounds (9th/485); offensive rebounds (10th/227).



SEASON	G	FG-FGA	PCT	3G-A	PCT	FT-FTA	PCT	REBS	AVG	PTS	AVG
1975-76	25	97-213	.455	—	—	42-52	.807	103	4.1	236	9.4
1976-77	28	164-368	.446	—	—	97-123	.789	189	6.8	425	15.2
1977-78	25	140-281	.498	—	—	65-86	.756	139	5.6	345	13.8
1978-79	31	207-441	.469	—	—	67-82	.817	175	5.6	501	16.1
TOTALS	115	575-1042	.552	9-38	.237	354-468	.756	712	6.2	1511	13.1

» 14. DIONNAH JACKSON (1,491)

Known for her quickness, assists and defensive ability ... Voted the best team rebounder in 2004 ... Was recognized as a Wade Trophy National Player of the Year candidate as a senior ... Sits in the top 10 of the following career categories: assists (3rd/606); defensive rebounds (4th/626); steals (4th/265); minutes played (5th/4,051); minutes averaged (9th/30.9); double-figure scoring games (9th/81); free throws attempted (9th/468); free throws made (10th/334) ... Second team all-conference as a sophomore and junior ... MVP at 2004 Big 12 Championship ... 2004-05 Preseason Wooden All-America ... Currently head coach at Kansas City.



SEASON	G	FG-FGA	PCT	3G-A	PCT	FT-FTA	PCT	REBS	AVG	PTS	AVG
2001-02	36	101-195	.518	6-13	.462	53-90	.589	168	4.7	261	7.3
2002-03	32	139-327	.425	22-57	.386	79-114	.693	207	6.5	379	11.8
2003-04	33	148-339	.436	20-74	.270	97-123	.789	199	6.0	413	12.5
2004-05	30	158-349	.453	17-52	.327	105-141	.745	255	8.5	438	14.6
TOTALS	131	546-1210	.451	65-191	.332	334-568	.714	829	6.3	1491	11.4

RECORDS

RECORDS

» 15. ETTA MAYTUBBY (1,451)

Known for her scoring and excellent athletic ability ... 13th on the OU scoring list with 1,451 points ... Sharp-shooter from 3-point line, ranking fourth all-time in 3-point field goals made (174) and 3-point field goals attempted (537) ... Ranks ninth in steals (205), ninth in assists (302) and tenth in defensive rebounds (453) ... Honored by the Big Eight Conference and named second team All-Big Eight after her sophomore season ... Was honorable mention all-conference after junior year.



SEASON	G	FG-FGA	PCT	3G-A	PCT	FT-FTA	PCT	REBS	AVG	PTS	AVG
1992-93	27	117-255	.459	19-58	.328	56-96	.583	138	5.1	309	11.4
1993-94	28	163-300	.494	54-142	.380	33-54	.611	182	6.5	413	14.8
1994-95	30	134-322	.416	52-161	.323	58-80	.725	145	4.8	378	12.6
1995-96	27	134-354	.379	49-176	.278	34-56	.607	183	6.8	351	13.0
TOTALS	112	548-1261	.435	174-537	.324	181-286	.633	648	5.8	1451	13.0

» 16. LEAH RUSH (1,427)


Ranks 15th on OU's all-time scoring chart after four-year career as a regular starter ... Was moved from center to forward as junior to take advantage of her versatile, slashing style of play ... Named second team All-Big 12 during her sophomore and junior seasons ... Led the team in scoring with 15.5 points as a sophomore ... Awarded academic all-conference honors in 2005, 2006 and 2007 ... Academic All-Region in 2006 ... Ranked in seven other career categories: free throw percentage (6th/.795), offensive rebounds (9th/233) and minutes played (3,464).



SEASON	G	FG-FGA	PCT	3G-A	PCT	FT-FTA	PCT	REBS	AVG	PTS	AVG
2003-04	33	99-218	.454	6-24	.250	74-90	.822	144	4.4	278	8.4
2004-05	30	179-383	.465	15-45	.333	94-111	.847	190	6.3	465	15.5
2005-06	36	129-299	.431	31-91	.341	73-100	.730	189	5.3	362	10.1
2006-07	33	120-237	.506	33-76	.434	49-64	.766	131	4.0	322	9.8
TOTALS	132	526-1137	.463	85-236	.360	290-365	.795	654	5.0	1427	10.8

» 17. SHARANE CAMPBELL-OLDS (1,391)

Versatile guard with superb defensive ability ... Averaged a career-best 12.6 points per game as a junior ... Finished 15th on the Sooners' all-time scoring list with 1,391 career points ... 2012 Big 12 Freshman of the Year ... Also earned Big 12 Freshman of the Week honors six times ... Academic All-Big 12 first team selection as a sophomore and senior ... Ranks fifth in free throws made (442), sixth in free throws attempted (574) and seventh in games played (135).



SEASON	G	FG-FGA	PCT	3G-A	PCT	FT-FTA	PCT	REBS	AVG	PTS	AVG
2011-12	34	86-183	.470	11-33	.333	124-166	.747	108	3.2	307	9.0
2012-13	25	111-267	.416	26-90	.286	103-140	.736	149	4.3	351	10.0
2013-14	33	132-275	.480	14-58	.241	139-159	.874	178	5.4	417	12.6
2014-15	33	106-229	.463	28-75	.373	76-109	.697	187	5.7	316	9.9
TOTALS	135	435-954	.456	79-256	.309	442-574	.770	622	4.6	1391	10.3

» 18. TAMI ROGERS (1,353)

Averaged a career-best 19.7 points per game as a senior, helping her build her four-year total to 1,353 points ... Ranks 16th all-time in the Sooner career record books for scoring ... Considered an outstanding shooter, tough rebounder and an intelligent player during her career ... Fourth in school history with a .811 free throw percentage ... Named All-Big Eight First Team selection following senior season ... Two-time CoSIDA Academic All-American (1989, 1990).



SEASON	G	FG-FGA	PCT	3G-A	PCT	FT-FTA	PCT	REBS	AVG	PTS	AVG
1985-86	30	52-126	.413	—	—	18-26	.692	71	2.4	122	4.1
1986-87	28	133-306	.435	—	—	49-61	.803	154	5.5	315	11.3
1987-88	27	128-303	.422	8-19	.421	81-98	.827	158	5.9	345	12.8
1988-89	29	213-538	.396	10-37	.270	135-164	.823	237	8.2	571	19.7
TOTALS	114	526-1273	.413	18-56	.321	283-349	.811	620	5.4	1353	11.9

» 19. MORGAN HOOK (1,323)

Ranks 19th on the all-time scoring list ... Scored a career-best 11.2 points per game as a senior ... Ranks fifth with 507 career assists ... Also appears in the record book for career-high 3-pointers (3rd/189), 3-point attempts (4th/524) and 3-point field goal percentage (10th/.361) ... Named second team All-Big 12 and first team Academic All-Big 12 following senior season ... All-Big 12 honorable mention as a junior.



SEASON	G	FG-FGA	PCT	3G-A	PCT	FT-FTA	PCT	REBS	AVG	PTS	AVG
2010-11	35	83-212	.392	54-143	.378	12-20	.600	41	1.2	232	6.6
2011-12	34	128-296	.430	50-136	.368	66-89	.742	104	3.1	372	10.9
2012-13	35	115-306	.376	42-127	.331	76-95	.800	116	3.3	348	9.9
2013-14	33	114-261	.437	43-118	.364	100-129	.775	116	3.5	371	11.2
TOTALS	137	440-1075	.409	189-524	.361	254-333	.763	377	2.8	1323	9.7

» 20. ANGIE ALEXANDER (1,302)

Averaged a double-digit scoring in her sophomore through senior seasons, helping her combine for 1,302 points ... Places her 18th all-time ... Appears near the top of the Sooner record books in assists (7th/367) and steals (10th/203) ... Named to the 1990 Big 12 All-Tournament Team.



SEASON	G	FG-FGA	PCT	3G-A	PCT	FT-FTA	PCT	REBS	AVG	PTS	AVG
1988-89	27	72-171	.421	0-0	.000	22-28	.786	72	2.7	166	6.1
1989-90	29	160-353	.453	8-13	.615	50-72	.694	148	5.1	378	13.0
1990-91	28	172-382	.450	44-129	.341	49-80	.612	186	6.6	437	15.6
1991-92	29	139-293	.474	18-54	.333	29-48	.604	134	4.6	321	11.1
TOTALS	113	543-1199	.445	70-196	.363	150-228	.658	540	4.8	1302	11.5

» 21. VIONISE PIERRE-LOUIS (1,301)

Averaged a career-best 15.9 points per game as a senior ... Posted the fourth-best field goal percentage in single-season history (.611) ... Earned All-Big 12 First Team honors in 2018 and was an All-Big 12 Second Team pick in 2017 ... Joined Courtney Paris as one of two Sooners to record at least 1,300 points, 800 rebounds and 200 blocks for a career ... Ranks third all-time at OU with 221 career blocks ... Also ranks in the top 10 in program history in the following categories: field goal percentage (3rd/.562), free throw attempts (8th/488), free throws (9th/337), total rebounds (9th/801) ... 2016 Big 12 Sixth Man of the Year.



SEASON	G	FG-FGA	PCT	3G-A	PCT	FT-FTA	PCT	REBS	AVG	PTS	AVG
2014-15	31	46-93	.495	0-0	.000	31-61	.508	106	3.4	123	4.0
2015-16	33	112-194	.577	0-0	.000	84-117	.718	172	5.2	308	9.3
2016-17	33	151-288	.524	0-0	.000	91-126	.722	261	7.9	393	11.9
2017-18	30	173-283	.611	0-0	.000	131-184	.712	262	8.7	477	15.9
TOTALS	127	482-858	.562	0-0	.000	337-488	.691	801	6.3	1301	10.2

» 22. ASHLEY PARIS (1,273)

One of four players in school history to finish with 1,000 career points and rebounds at Oklahoma ... Ranks 21st all-time in scoring on the Sooners' list ... Finished career third in the record books with 1,064 rebounds ... Second in school history with 350 offensive rebounds and is third all-time with 714 defensive rebounds ... Ranks in the top 10 in the following categories: double-doubles (t-4th; 28); games played (t-4th/137); blocks (5th/114); field goal percentage (7th/.508) and rebounding average (8th/7.8).



SEASON	G	FG-FGA	PCT	3G-A	PCT	FT-FTA	PCT	REBS	AVG	PTS	AVG
2005-06	36	94-199	.472	0-2	.000	24-49	.490	241	6.7	212	5.9
2006-07	33	104-218	.477	0-0	.000	37-58	.638	223	6.8	245	7.4
2007-08	31	155-288	.538	1-7	.143	39-66	.591	245	7.9	350	11.3
2008-09	37	196-376	.521	1-5	.200	73-117	.624	355	9.6	466	12.6
TOTALS	137	549-1081	.508	2-14	.143	173-290	.597	1064	7.8	1273	9.3

» 23. ANA LLANUSA (1,269)

Averaging 16.8 points in career ... Scored 377 across all 30 games as a freshman in 2017-18 ... Named to the 2018 Big 12 All-Freshman Team and was an All-Big 12 Honorable Mention ... Totaled 365 points in 20 appearances in 2018-19 despite missing 10 games due to injury ... Set an OU record with six straight games with 20 or more points that season ... Earned Second Team All-Big 12 honors as a sophomore ... Scored 354 as a junior in 2019-20 despite missing seven games due to injury ... Tallied three games with 25+ points in 2019-20.



SEASON	G	FG-FGA	PCT	3G-A	PCT	FT-FTA	PCT	REBS	AVG	PTS	AVG
2018-19	30	134-290	.462	105-225	.467	56-63	.889	98	3.3	429	14.3
2019-20	30	165-374	.441	131-308	.425	112-125	.896	92	3.1	573	19.1
2020-21	24	122-257	.475	86-200	.430	56-57	.982	72	3.0	386	16.1
2021-22	34	172-353	.487	124-279	.444	116-125	.928	160	4.7	584	17.2
TOTALS	118	593-1274	.465446-1012.441	340-370	.919	422	3.6	1972	16.8		

» 24. MADDIE MANNING (1,229)

Missed nearly two full seasons with a pair of ACL injuries ... Versatile athlete that could play four positions ... Finished career with 1,229 points ... Two-time All-Big 12 honorable mention selection ... Tied for ninth with a .777 career free throw percentage ... Tied for 11th all-time in school history with 139 career 3-pointers ... One of three players to record at least 10 steals in a single game (10, vs. Portland State, 2016-17).



SEASON	G	FG-FGA	PCT	3G-A	PCT	FT-FTA	PCT	REBS	AVG	PTS	AVG
2012-13	6	15-24	.625	1-1	1.000	6-8	.750	20	3.3	37	6.2
2014-15	31	41-94	.436	12-29	.414	51-66	.773	68	2.2	145	4.7
2015-16	32	87-242	.360	24-79	.304	79-101	.782	165	5.2	277	8.7
2016-17	30	129-304	.424	48-121	.397	72-90	.800	161	5.4	378	12.6
2017-18	31	128-341	.375	54-159	.340	82-108	.759	158	5.1	392	12.6
TOTALS	130	400-1005	.398	139-389	.357	290-373	.777	572	4.4	1229	9.5

» 25. JO MOSLEY (1,221)

Had all the physical tools to be a force on the glass and score in bunches ... Accumulated 1,221 points, giving her the 24th-best point total in Sooner history ... Averaged a career-best 16.9 points per game during her senior year ... Awarded second-team all-conference honors after junior season and first all-conference at the conclusion of her senior year ... 1988 Kodak District 5 honoree.



SEASON	G	FG-FGA	PCT	3G-A	PCT	FT-FTA	PCT	REBS	AVG	PTS	AVG
1985-86	24	29-69	.420	—	—	16-31	.516	44	1.8	74	3.1
1986-87	28	153-319	.480	—	—	65-127	.512	202	7.2	351	12.5
1987-88	31	149-314	.475	0-0	.000	59-88	.670	194	6.1	357	11.5
1988-89	27	191-391	.388	0-0	.000	57-82	.695	239	9.2	284	10.5
TOTALS	102	522-1093	.478	0-0	.000	177-285	.621	679	6.71	1221	12.0

» 26. WHITNEY HAND (1,211)

» 27. LATRENDIA PHILLIPS (1,205)

Scored 1,205 points while wearing a Sooner uniform, making the Lawton, Okla., native 24th in the career record books ... Named to the Big Eight first team all-conference after both her junior and senior seasons ... Ranks sixth all-time with 232 steals ... Key player in OU's 1986 Big Eight regular season title run.



SEASON	G	FG-FGA	PCT	3G-A	PCT	FT-FTA	PCT	REBS	AVG	PTS	AVG
1983-84	25	26-65	.400	—	—	17-22	.773	44	1.8	69	2.8
1984-85	30	167-344	.485	—	—	47-76	.618	141	4.7	381	12.7
1985-86	30	171-385	.444	—	—	52-77	.675	184	6.1	394	13.1
1986-87	28	162-376	.431	—	—	37-67	.552	168	6.0	361	12.9
TOTALS	113	526-1170	.450	—	—	153-242	.632	537	4.8	1205	10.7

» 28. AMANDA THOMPSON (1,202)

Key part in OU's run to back-to-back Final Four appearances in 2009 and 2010 ... Versatile forward that finished with 1,202 career points ... Voted to the All-Big 12 first team as a senior ... Averaged a double-double during senior season, recording 13.1 points and 10.5 rebounds per game ... First Sooner to finish career with more than 250 assists, 100 blocks and 100 steals ... Appeared in 138 games as Sooner, the fourth-most in program history ... Ranks fourth with 122 blocks ... Three-time team captain.



SEASON	G	FG-FGA	PCT	3G-A	PCT	FT-FTA	PCT	REBS	AVG	PTS	AVG
2006-07	33	78-200	.390	0-0	.000	31-55	.564	173	5.2	187	5.7
2007-08	31	121-300	.403	3-7	.429	30-36	.833	203	6.5	275	8.9
2008-09	36	104-252	.413	7-30	.233	29-41	.707	164	4.6	244	6.8
2009-10	38	199-484	.411	24-79	.304	74-90	.822	400	10.5	496	13.1
TOTALS	138	502-1236	.406	34-116	.293	164-222	.739	940	6.8	1202	8.7

» 29. LISA ALLISON (1,191)

Ranks 26th all-time in the Sooner record books for career scoring with 1,191 points ... Averaged double-digit scoring in her last three seasons, including a career-best 12.3 points per game her junior year ... Seven in school history with a .508 shooting percentage ... Tied for seventh in OU's record books with 84 career blocks ... Recognized by the Big Eight Conference with honorable mention honors after both her sophomore and junior seasons ... 1986 CoSIDA Academic All-American.




SEASON	G	FG-FGA	PCT	3G-A	PCT	FT-FTA	PCT	REBS	AVG	PTS	AVG
1983-84	30	60-147	.408	—	—	47-62	.758	119	4.0	167	5.5
1984-85	29	120-206	.583	—	—	76-103	.738	169	5.8	316	10.9
1985-86	31	145-284	.511	—	—	92-125	.736	172	5.5	382	12.3
1986-87	28	127-252	.504	—	—	72-92	.783	133	4.8	326	11.6
TOTALS	118	452-889	.508	—	—	287-382	.751	593	5.0	1191	10.1



» Amanda Thompson was a key player in OU's back-to-back Final Four appearances in 2009 and 2010. The forward averaged a double-double of 13.1 points and 10.5 rebounds per game as a senior in 2010.

» 30. PEYTON LITTLE (1,187)

Started 96 off 99 games at Oklahoma after transferring from Texas A&M ... Finished her career ranked fourth in career field goal attempts (487) and sixth in 3-point field goals (161) ... Also is seventh all-time in minutes per game (33.2) ... Three-time All-Big 12 selection and 2015 Big 12 Newcomer of the Year ... Became the first OU player to play 50 minutes in a single game in a double-overtime victory over West Virginia in 2017 ... Earned three Big 12 Player of the Week honors during her career ... Joins her uncle, David, as 1,000-point scorers at OU.



SEASON	G	FG-FGA	PCT	3G-A	PCT	FT-FTA	PCT	REBS	AVG	PTS	AVG
2014-15	33	142-346	.410	56-163	.344	77-98	.786	107	3.2	417	12.6
2015-16	33	119-308	.386	51-160	.319	71-96	.740	94	2.8	360	10.9
2016-17	33	145-378	.384	54-164	.329	66-88	.750	105	3.2	410	12.4
TOTALS	99	406-1032	.393	161-487	.331	214-282	.759	306	3.1	1187	12.0

» 31. CHELSI WELCH (1,186)

Finished Sooner career with 1,186 points ... Upon graduation, ranked as the best free throw shooter in OU history with a career percentage of .885 ... Also appears in record book for career 3-pointers (7th/144) and 3-point attempts (6th/414) ... Averaged 9.1 points and 2.9 rebounds during final collegiate season ... Honorable Mention All-Big 12 ... Shot .452 from 3-point range during senior, which ranks as the third-best mark in school history for a single season.



SEASON	G	FG-FGA	PCT	3G-A	PCT	FT-FTA	PCT	REBS	AVG	PTS	AVG
2002-03	32	125-354	.353	44-146	.301	92-115	.800	117	3.7	386	12.1
2004-05	29	56-166	.337	27-85	.318	33-38	.868	65	2.2	172	5.9
2005-06	36	102-250	.408	31-90	.344	92-99	.929	123	3.4	327	9.1
2006-07	33	97-214	.453	42-93	.452	65-78	.833	75	2.3	301	9.1
TOTALS	130	380-984	.386	144-414	.348	282-330	.855	380	2.9	1186	9.1

» 32. NYESHIA STEVENSON (1,176)

Played vital role on the 2009 and 2010 Final Four teams ... 2009 Big 12 Sixth Player of the Year Award ... Second team all-conference selection as senior ... Set OU record for consecutive games with a 3-pointer during her time as a Sooner ... Selected in the third round of the 2010 WNBA Draft by the Phoenix Mercury.



SEASON	G	FG-FGA	PCT	3G-A	PCT	FT-FTA	PCT	REBS	AVG	PTS	AVG
2006-07	24	35-71	.493	2-11	.182	8-20	.400	31	1.3	80	3.3
2007-08	30	77-179	.430	28-82	.341	20-28	.714	29	1.0	202	6.7
2008-09	37	124-282	.440	51-140	.364	42-69	.509	64	1.7	341	9.2
2009-10	38	202-474	.426	86-259	.332	63-90	.700	142	3.7	553	14.6
TOTALS	129	438-1006	.435	167-492	.339	133-207	.643	266	2.1	1176	9.1

» 33. KAYLON WILLIAMS (1,173)

Finished career with 1,173 career points ... All-Big 12 Second Team selection following junior and senior year ... Led OU in scoring and rebounding during her senior season with 12.4 points and 7.1 rebound per contest ... Fourth in school history with a .541 field goal percentage and 341 offensive rebounds ... Posted 77 career blocks, the 10th-most in school history.




SEASON	G	FG-FGA	PCT	3G-A	PCT	FT-FTA	PCT	REBS	AVG	PTS	AVG
2011-12	30	58-128	.453	0-0	.000	27-40	.675	157	5.2	143	4.8
2013-14	33	91-171	.532	0-0	.000	48-67	.716	140	4.2	230	7.0
2014-15	32	161-270	.596	0-0	.000	68-110	.618	212	6.6	390	12.2
2015-16	33	164-307	.534	0-0	.000	82-121	.678	234	7.1	410	12.4
TOTALS	128	474-876	.541	0-0	.000	225-338	.666	743	5.8	1173	9.2

» 34. GABBI ORTIZ (1,171)

Left her mark as one of the program's top 3-point shooters, while playing primarily point guard at Oklahoma ... 2015 Big 12 Freshman of the Year ... Finished career with solid senior season, scoring 12.4 points per game and knocking down 84 3-pointers ... 2018 All-Big 12 Second Team pick ... Ranks third all-time at OU with 215 career 3-point field goals and 679 career 3-point attempts ... Tied for third all-time at OU with a .839 free throw percentage ... Made 121 career starts and appeared in 130 contests ... Ninth in school history in minutes played.



SEASON	G	FG-FGA	PCT	3G-A	PCT	FT-FTA	PCT	REBS	AVG	PTS	AVG
2014-15	33	94-262	.359	49-147	.333	33-47	.702	121	3.7	270	8.2
2015-16	33	77-230	.335	42-134	.313	28-32	.875	114	3.5	224	6.8
2016-17	33	92-252	.365	40-128	.313	69-82	.841	141	4.3	293	8.9
2017-18	33	124-313	.396	84-218	.385	52-56	.929	155	5.0	384	12.4
TOTALS	130	387-1057	.366	215-627	.343	182-217	.839	531	4.1	1171	9.9



» Gabbi Ortiz ranks fourth on OU's career 3-pointers list with 215 treys. Ortiz is also tied for third in free throw percentage, shooting .839 from the charity stripe in her career.

» 35. MANDY WADE (1,148)

32nd all-time in scoring with 1,148 points ... Strong aggressive center, who was an excellent low post scorer ... Averaged 14.1 points as a senior ... Fourth in school history with a .509 field goal percentage ... Recognized as second team all-conference performer as a senior.



SEASON	G	FG-FGA	PCT	3G-A	PCT	FT-FTA	PCT	REBS	AVG	PTS	AVG
1991-92	29	123-260	.473	0-0	.000	46-73	.644	198	6.8	288	9.9
1992-93	10	26-62	.419	0-0	.000	20-31	.645	69	6.9	72	7.2
1993-94	30	152-284	.535	0-1	.000	63-91	.692	209	7.0	365	12.2
1994-95	30	169-318	.531	0-3	.000	85-117	.727	190	6.3	423	14.1
TOTALS	99	470-924	.509	0-4	.000	214-312	.686	666	6.7	1148	11.6



1,000-POINT SCORERS

» 36. LANAE JONES (1,096)

Averaged 13.9 points per game as a senior ... Ranks second all-time in school history with 243 blocks ... Named honorable mention all-conference as a senior ... Awarded Academic all-conference honors as a junior.



SEASON	G	FG-FGA	PCT	3G-A	PCT	FT-FTA	PCT	REBS	AVG	PTS	AVG
1992-93	27	78-177	.441	0-2	.000	75-114	.658	175	6.5	230	8.5
1993-94	29	72-168	.429	0-0	.000	40-71	.563	138	4.8	184	6.3
1994-95	31	107-215	.498	0-1	.000	94-147	.639	123	4.0	308	9.9
1995-96	27	137-284	.482	0-0	.000	100-150	.667	186	6.9	374	13.9
TOTALS	114	394-844	.467	0-3	.000	309-482	.641	623	5.5	1096	9.6

» 37. JANET FREEMAN-SOUTHARD (1,093)

Scored 1,093 points during four-year career at Oklahoma ... Averaged 11.1 points per game as a senior ... Also shows up in the Sooner record books for career rebounds (9th/800).



SEASON	G	FG-FGA	PCT	3G-A	PCT	FT-FTA	PCT	REBS	AVG	PTS	AVG
1978-79	29	121-339	.357	—	—	31-51	.608	165	5.7	273	9.4
1979-80	33	126-356	.354	—	—	42-72	.583	134	4.1	294	8.9
1980-81	28	66-174	.379	—	—	49-69	.710	282	10.1	181	6.5
1981-82	31	125-311	.402	—	—	95-147	.646	219	7.1	345	11.1
TOTALS	121	438-1180	.371	—	—	217-339	.640	800	6.6	1093	9.0



» LaNae Jones is one of two OU players to record more than 200 blocks as a Sooner. She scored 903 of her 1,096 career points during her final two seasons, averaging 16.9 points per game as a senior.

» 38. NICOLE GRIFFIN (1,088)

Finished four-year career with 1,088 points ... Averaged 11.3 points during junior season ... Ranks third at OU with 141 career blocks ... Set OU freshman record with a .674 field goal percentage.



SEASON	G	FG-FGA	PCT	3G-A	PCT	FT-FTA	PCT	REBS	AVG	PTS	AVG
2010-11	30	64-95	.674	0-0	.000	44-77	.571	111	3.7	172	5.7
2011-12	34	71-131	.542	0-0	.000	53-79	.668	131	3.9	195	5.7
2012-13	35	148-296	.500	0-0	.000	98-147	.667	171	4.9	394	11.3
2013-14	33	116-222	.523	0-0	.000	95-132	.720	191	5.8	327	9.9
TOTALS	132	399-704	.536	0-0	.000	290-425	.682	684	4.6	1088	8.2

HISTORY



MADI WILLIAMS

RECORDS



YEAR-BY-YEAR RESULTS



AMY DAHL

Years: 1975 (1)
Record: 2-14 (.125)

» 1974-75

Record: 2-14
Home: 1-6 (McCasland Field House)
Head Coach: Amy Dahl

D5at Bethany NazareneL	44-43
J21at USAOL	56-42
J23Oklahoma StateL	70-41
J27at East CentralL	62-41
J30St. Gregory'sL	82-57
F6East CentralL	62-50
F81-at Central OklahomaL	55-51
F81-vs. Northeastern StateW	55-51
F81-vs. SW OklahomaL	63-47
F12at St. Gregory'sL	88-35
F15Bethany NazareneW	57-37
F19at Oklahoma StateL	93-44
F22at USAOL	62-41
F25Central OklahomaL	47-43
F282-vs. NW Okla. StateL	79-42
M12-vs. USAOL	97-60

1-Central State Tournament, Edmond, Okla.
2-OAIAW Tournament, Stillwater, Okla.



CATHIE SCHWEITZER

Years: 1976-78 (3)
Record: 27-46 (.370)

» 1975-76

Record: 3-14
Home: 2-4 (2-2 at Lloyd Noble Center)
Head Coach: Cathie Schweitzer

D2at USAOL	86-60
D5Central OklahomaL	70-34
D10at Oklahoma StateL	76-36
J21at SE Okla. StateL	56-45
J24USAOL	78-53
J27at Central OklahomaL	58-47
J31East CentralW	44-38
F4SE Okla. StateW	37-35
F6Oklahoma StateL	53-47
F121-at Kansas StateL	90-27
F131-vs. KansasL	65-39
F18TulsaL	58-53
F20at NW Okla. StateL	91-36
F24at SW OklahomaL	72-41
F272-vs. Oklahoma StateL	68-31
F282-vs. Northeastern StateL	63-56
F282-vs. TulsaW	57-53

1-Big Eight Tournament, Manhattan, Kan.
2-OAIAW Tournament, Edmond, Okla.

» 1976-77

Record: 4-20
Home: 1-7
Head Coach: Cathie Schweitzer

D1at PhillipsL	83-60
D3NW Oklahoma StateL	67-63
D7at Central OklahomaL	53-42
D11at Northern OklahomaL	62-61
D15at Oral RobertsW	59-56
J4MissouriL	66-46
J61-at Wichita StateL	70-58
J71-vs. SimpsonW	88-69
J81-vs. Colorado StateL	59-56
J14DrakeL	61-55

J17Oral RobertsL	62-58
J202-vs. KansasL	72-45
J212-vs. Iowa StateL	93-58
J222-vs. Oklahoma StateL	73-65
J25at Oklahoma StateL	52-44
J29Northern OklahomaL	66-59
F2SE Okla. StateW	68-56
F9Oklahoma StateL	70-50
F12at NW Okla. StateL	73-66
F16PhillipsL	72-34
F26at SE Okla. StateL	63-39
M1Central OklahomaW	60-49
M43-at Oklahoma StateL	45-41
M53-vs. SW OklahomaL	54-42

1-Shocker Classic, Wichita, Kan.
2-Big Eight Tournament, Boulder, Colo.
3-OAIAW Tournament, Stillwater, Okla.

» 1977-78

Record: 20-12
Home: 9-3
Head Coach: Cathie Schweitzer

N21CameronW	77-52
N30Oklahoma BaptistW	104-45
D6Oklahoma StateW	80-74
D91-vs. TulsaW	95-52
D101-at PhillipsL	84-75
D14ArkansasW	80-51
D16East CentralW	75-62
D18at TulsaW	80-68
J3at Oral RobertsL	84-55
J52-vs. NebraskaW	60-59
J62-vs. MissouriL	80-56
J73-vs. Kansas StateW	67-61
J112-at New Mexico StateW	71-61
J123-at New Mexico StateL	77-61
J133-vs. New MexicoW	75-74
J18PhillipsL	69-68
J20at East CentralL	64-47
J25NW Okla. StateW	70-68
J28at CameronW	73-50
F1at Oklahoma BaptistW	92-49
F4Oral RobertsL	81-62
F6at SE Okla. StateW	59-47
F8at Oklahoma StateL	74-60
F11TulsaW	94-45
F14at Central OklahomaW	65-57
F18at NW Okla. StateL	78-60
F22SE OklahomaW	73-43
F234-vs. TulsaW	82-55
F244-vs. Central OklahomaW	59-56
F254-vs. Oral RobertsL	57-53
M85-at Stephen F. AustinL	106-54
M95-at SouthernL	77-49

1-Phillips Tournament, Enid, Okla.
2-Big Eight Tournament, Lawrence, Kan.
3-N. Mexico St. Tournament, Las Cruces, N.M.
4-OAIAW Tournament, Tahlequah, Okla.
5-SWIAAW Championship, Nacogdoches, Texas



DOYLE PARRACK

Years: 1979-80 (2)
Record: 30-32 (.483)

» 1978-79

Record: 13-16
Home: 5-5
Head Coach: Doyle Parrack

N11at TulsaW	57-47
N241-vs. NW Missouri StateL	74-44
N251-vs. Wichita StateW	61-50
N261-vs. Texas A&ML	52-45
N29Oklahoma StateL	77-62
D2New MexicoL	70-67
D5Oral RobertsW	72-64

D7ColoradoW	68-66
D12PhillipsL	89-71
D16at East CentralW	52-47
J6Eastern New MexicoW	71-62
J8at Oral RobertsL	62-49
J13NebraskaL	71-63
J182-at NebraskaL	82-60
J192-vs. ColoradoL	78-62
J202-vs. Iowa StateL	80-69
J27NW Okla. StateL	73-46
J273-at North TexasL	80-62
F33-vs. Texas A&ML	58-49
F7at Oklahoma StateL	62-48
F10TulsaW	69-54
F13North TexasW	45-44
F15at PhillipsW	75-65
F18at NW Okla. StateW	65-58
F23at ArkansasW	69-53
F234-at SW OklahomaW	79-35
F234-vs. Oklahoma StateW	53-48
F244-vs. Oral RobertsL	69-66
M75-vs. NE LouisianaL	69-59

1-SW Missouri St. Tournament, Springfield, Mo.
2-Big Eight Tournament, Lincoln, Neb.
3-North Texas Tournament, Denton, Texas
4-OAIAW Championship, Weatherford, Okla.
5-SWIAAW Championship, Tulsa, Okla.

» 1979-80

Record: 17-16
Home 6-5, Away 4-5, Neutral 7-6
Head Coach: Doyle Parrack

N17TexasL	66-47
N19Texas-ArlingtonW	61-59
N221-vs. Wichita StateW	62-56
N231-vs. Nebraska-OmahaW	67-40
N241-vs. Southern IllinoisW	58-46
N26Nevada-Las VegasL	71-51
F10North TexasW	91-44
D1at Texas TechL	65-58
D3at ColoradoL	90-77
D7Oklahoma StateW	54-41
D10at Wichita StateW	75-62
D14at Kansas StateL	96-73
D15at NebraskaL	68-44
D22at TulsaW	68-55
J5TulsaW	77-40
J82-vs. McNeese StateL	61-46
J92-vs. BaylorW	66-48
J102-vs. MemphisL	54-53
J112-at Texas A&ML	71-53
J122-vs. SW Missouri StateW	68-66
J14at North TexasW	67-45
J173-at MissouriL	90-63
J183-vs. Iowa StateW	87-77
J193-vs. Oklahoma StateL	60-54
J24Oral RobertsL	64-52
J26Texas TechL	55-48
F2at Oral RobertsL	77-63
F4at Texas ArlingtonW	60-56
F6at Oklahoma StateW	52-45
F12Wichita StateL (OT)	59-53
F16ArkansasW	57-50
F214-vs. Oklahoma StateW	65-62
F224-vs. Oral RobertsL	73-60

1-SW Missouri St. Tournament, Springfield, Mo.
2-Lady Aggie Classic, College Station, Texas
3-Big Eight Tournament, Columbia, Mo.
4-OAIAW Championship, Norman, Okla.



MAURA MCHUGH

Years: 1981-87 (7)
Record: 142-70 (.670)

» 1980-81

Record: 21-11
Home 9-0, Away 8-6, Neutral 3-5
Head Coach: Maura McHugh

N29at Oral RobertsL	80-76
D3North TexasW	101-81
D5at Southern CaliforniaL	55-84
D8at UNLVW	96-85
D10Oklahoma StateW	89-79
D13Oklahoma CityW	86-75
D20at MissouriW	73-65
D23at Wichita StateL	85-59
J3at ArkansasW	75-68
J5at Oklahoma CityW	68-60
J7McNeese StateW	96-71
J10HoustonW	67-66
J12Texas TechW	69-56
J152-vs. Oklahoma StateW	75-61
J162-at KansasL	95-55
J172-vs. MissouriL	68-65
J191-at McNeese StateW (OT)	82-77
J20at HoustonW	82-79
J24Wichita StateW	93-76
J27at Stephen F. AustinL	70-49
J29TulsaW	87-57
J31at Oklahoma StateW	76-68
F2at Texas TechL	79-70
F61-at North TexasW	84-53
F71-vs. Texas SouthernL	80-72
F10at TexasL	71-54
F14at TulsaW	106-68
F16Oral RobertsW	66-59
F253-Oklahoma CityW	77-66
F263-Oral RobertsL	72-62
M184-Louisiana TechL	88-68

! Record reflects two wins by forfeit over Baylor and McNeese St.

1-North Texas Tournament, Denton, Texas
2-Big Eight Tournament, Lawrence, Kan.
3-OAIAW Championship, Oklahoma City, Okla.
4-SWIAAW Championship, Nacogdoches, Texas

» 1981-82

Record: 17-14
Home 12-4, Away 3-7, Neutral 2-3
Head Coach: Maura McHugh

N30Oklahoma BaptistW	82-79
D3at PhillipsW	87-49
D5at Oklahoma CityW	79-76
D10Texas A&MW	83-55
D12Stephen F. AustinL	64-62
D14at TulsaW	90-59
J4at San Diego StateW	72-54
J6at San Diego StateL	68-65
J8at UCLAL	82-63
J9at PepperdineL	75-70
J141-vs. ColoradoL	71-61
J151-vs. KansasW	73-63
J161-vs. MissouriL	87-64
J18at Oral RobertsL	93-72
J20at Oklahoma StateW	78-68
J23Wichita StateW	67-60
J27TulsaW	87-62
J30at KansasW	64-61
F3Oklahoma StateW	71-57
F5Texas-ArlingtonW	70-56
F7ArkansasW	65-64
F10Texas SouthernW (OT)	82-70
F13Oral RobertsL	95-78
F16Oklahoma CityW	72-71
F18at Texas TechL	93-86

F22Louisiana TechL	101-57
F24MissouriL	81-62
F262-at Oklahoma CityW	61-60
F272-vs. Oklahoma StateL	53-52
M1at Wichita StateL	93-75
M113-vs. TexasL	87-78

1-Big Eight Tournament, Manhattan, Kan.
2-OAIAW Championship, Oklahoma City, Okla.
3-SWIAAW Championship, Lubbock, Texas

» 1982-83

Record: 17-11
Home 14-2, Away 3-6, Neutral 0-3
Head Coach: Maura McHugh

N27at Iowa StateL	80-76
N30CameronW	85-57
D4TulsaW	99-60
D6PhillipsW	93-57
D9at North TexasW	77-64
D19at Texas TechW (OT)	93-91
D13Central OklahomaW	82-56
D18LouisianaW	80-64
J4at Oral RobertsL	86-72
J71-vs. Northeast LouisianaW	87-75
J81-at Wichita StateL (2OT)	93-81
J12at NebraskaL	85-78
J15San DiegoW	100-50
J18KansasW	83-74
J22at MissouriL	109-73
J23Oklahoma StateW	77-64
J29ColoradoW	90-79
F2at KansasL	81-79
F5Kansas StateL	86-74
F9at Oklahoma CityW	94-84
F12MissouriW	85-75
F16at Oklahoma StateW (OT)	83-82
F19NebraskaW	107-82
F21Louisiana TechL	105-75
F26at ColoradoL	89-82
M2Wichita StateW	92-64
M5at Kansas StateL	87-63
M102-vs. ColoradoL	78-70

1-Pizza Hut Classic, Wichita, Kan.
2-Big Eight Tournament, Norman, Okla.

» 1983-84

Record: 22-10, 8-6 Big Eight
Home 10-2, Away 9-4, Neutral 3-4
Head Coach: Maura McHugh
National Women's Invitation Tournament

N27Texas-ArlingtonW	92-66
D21-vs. Southern IllinoisL	82-62
D31-vs. Portland StateW	85-67
D5Northeastern State</		



YEAR-BY-YEAR RESULTS

F26	Kansas	L	77-72
M2	at Oklahoma State	W	86-67
M5	3-vs. Oklahoma State	W	85-50
M6	3-vs. Missouri	L	71-66
M16	4-Vanderbilt (Norman)	W	86-67
M20	4-vs. Texas (Austin)	L	85-59

- 1-BGSU Invitational, Bowling Green, Ky.
- 2-Miami New Year's Classic, Miami, Fla.
- 3-Big Eight Tournament, Kansas City, Mo.
- 4-NCAA Midwest Regional

» 1986-87

Record: 18-10, 6-7 Big Eight
Home 8-3, Away 7-5, Neutral 3-2
Head Coach: Maura McHugh

N28	1-vs. UTSA	W	67-63
N29	1-vs. New Mexico State	W	80-71
D1	New Mexico	W	87-51
D4	at Oral Roberts	W	87-72
D6	Arkansas	W	76-70
D8	Texas-Arlington	W	94-61
D20	West Texas State	W	82-63
D30	2-vs. Notre Dame	W	57-54
D31	2-at Washington	L	83-64
J3	at Portland	L	83-70
J6	Kansas State	W	70-47
J8	Tulane	W	84-53
J10	Colorado State	W	72-58
J12	at Tulsa	W	62-39
J14	Kansas	W	81-67
J17	at Missouri	L	72-70
J21	Oklahoma State	L	84-68
J24	Nebraska	W	97-81
J27	at Colorado	L	94-80
J31	Iowa State	W	74-72
F4	at Kansas State	L	80-69
F7	Missouri	L	86-76
F11	at Oklahoma State	W	75-70
F14	at Kansas	L	89-73
F18	Colorado	L	74-73
F21	at Nebraska	L	97-89
F24	at Iowa State	W	87-72
F28	3-vs. Kansas State	L	79-64

- 1-New Mexico St. Tournament, Las Cruces, N.M.
- 2-Washington Tournament, Seattle, Wash.
- 3-Big Eight Tournament, Salina, Kan.



VALERIE GOODWIN-COLBERT
Years: 1988-90 (3)
Record: 32-51 (.386)

» 1987-88

Record: 14-13, 7-7 Big Eight
Home 7-4, Away 5-5, Neutral 2-4
Head Coach: Valerie Goodwin-Colbert

N27	1-vs. Penn State	L	86-63
N28	1-vs. California	L	81-66
N29	1-vs. Northern Arizona	W	68-47
D2	at Oral Roberts	W	103-94
D5	at North Texas	W	77-75
D9	at Southwest Texas	W	92-74
D19	Texas Southern	W	81-72
D29	2-vs. Simon Fraser	W	83-66
D30	2-at Stanford	L	91-66
J6	New Mexico State	L	78-72
J9	at Tulane	L	82-75
J11	Arkansas-Little Rock	W	99-67
J13	at Colorado	W	82-78
J16	at Kansas State	W	96-65
J20	at Missouri	L	91-72
J23	Oklahoma State	W	83-81
J27	Nebraska	L	94-82
J30	at Iowa State	L	82-66
F3	Kansas	L	71-68

F6	Missouri	W	93-84
F9	at Nebraska	L	92-74
F13	Kansas State	W	79-61
F16	at Oklahoma State	W	79-78
F20	Iowa State	W	85-76
F24	at Kansas	L	71-68
F27	Colorado	L (OT)	91-88
M2	3-vs. Kansas	L	67-66

- 1-Rainbow Wahine Classic, Honolulu, Hawaii
- 2-Cardinal Classic, Stanford, Calif.
- 3-Big Eight Tournament, Salina, Kan.

» 1988-89

Record: 11-6, 4-10 Big Eight
Home 5-5, Away 3-6, Neutral 3-5
Head Coach: Valerie Goodwin-Colbert

N25	1-Texas-Pan American	W	120-36
N26	1-West Virginia	L	83-65
D2	2-vs. Penn State	W	92-81
D3	2-at Texas Tech	L	64-54
D8	Mississippi Valley State	L	89-83
D10	at Oral Roberts	W	97-83
D29	3-vs. Iowa	L	86-69
D30	3-at Miami	L	69-66
D31	3-vs. Boston	W	77-72
D33	North Texas	W	93-71
J7	at Texas-Arlington	W	86-75
J9	BYU	W	103-81
J11	at Missouri	L	71-68
J14	at Kansas	L (OT)	86-82
J17	at Oklahoma State	L	71-64
J21	Iowa State	W	72-65
J25	Nebraska	W	68-65
J27	Colorado	L	73-70
F1	Kansas State	L	84-83
F4	Oklahoma State	L	87-68
F8	at Nebraska	L	85-76
F11	at Iowa State	W	84-74
F15	Kansas	W	101-87
F18	at Colorado	L	87-76
F22	at Kansas State	L	64-60
F25	Missouri	L	104-91
M4	4-vs. Colorado	L	80-61

- 1-Sooner Thanksgiving Classic, Norman, Okla.
- 2-Texas Tech Classic, Lubbock, Texas
- 3-Orange Bowl Classic, Miami, Fla.
- 4-Big Eight Tournament, Salina, Kan.

» 1989-90

Record: 7-22, 2-12 Big Eight
Home 3-8, Away 1-8, Neutral 3-6
Head Coach: Valerie Goodwin-Colbert

N24	1-Sam Houston	L	90-86
N25	1-Arkansas State	W	102-73
N30	at North Texas	L	91-85
D2	Northeast Louisiana	W	95-93
D5	at Texas A&M	L	101-86
D8	2-vs. Eastern Illinois	L	110-88
D9	2-vs. Northern Iowa	W	78-76
D12	Arkansas	L	86-68
D16	Texas Tech	L	88-80
D29	3-vs. Montana State	L	86-80
D30	3-at Brigham Young	L	108-77
J3	Texas-Arlington	L	80-78
J6	at Southeast Louisiana	W	88-86
J10	Colorado	L	56-48
J13	at Iowa State	L	92-78
J17	at Kansas	L	94-69
J20	Kansas State	L	94-87
J24	Oklahoma State	L	99-94
J27	Missouri	L	79-75
J31	at Nebraska	L	88-81
F3	Kansas	L	83-77
F6	at Oklahoma State	L	89-77
F10	Iowa State	W	70-69
F14	at Kansas State	L	92-88
F18	at Colorado	L	86-49

F21	Nebraska	W	102-77
F24	at Missouri	L	89-60
M3	4-vs. Missouri	W	80-77
M4	4-vs. Oklahoma State	L	87-78

- 1-Sooner Thanksgiving Classic, Norman, Okla.
- 2-Phoenix Classic, Green Bay, Wis.
- 3-BYU Tournament, Provo, Utah
- 4-Big Eight Tournament, Salina, Kan.



GARY HUDSON
Years: 1991-93 (3)
Record: 34-35 (.464)

» 1990-91

Record: 10-18, 4-9 Big Eight
Home 7-5, Away 2-11, Neutral 1-2
Head Coach: Gary Hudson

N23	1-vs. Washington State	L	84-50
N24	1-vs. Eastern Washington	W	82-71
N27	at Arkansas	L	84-72
N29	Prairie View A&M	W	121-49
D6	at Texas Tech	L	66-50
D9	Texas A&M	L	83-71
D12	at Prairie View A&M	W	92-68
D22	at Minnesota	W	85-75
D28	at Loyola Marymount	L	76-75
D29	at UC-Santa Barbara	L (OT)	105-95
J2	North Texas	W	78-69
J4	Central Missouri State	L	88-80
J9	at Kansas	L	81-64
J12	Missouri	W	67-66
J16	Colorado	L	68-51
J19	at Oklahoma State	L	76-60
J21	Texas-San Antonio	W	93-86
J23	at Kansas State	L	86-75
J26	at Nebraska	L	95-67
J28	at Northeast Louisiana	L	79-76
J30	Iowa State	W	101-74
F3	at Colorado	L	76-55
F6	Kansas State	W	88-56
F10	at Missouri	L	68-59
F13	Oklahoma State	L	72-63
F16	Kansas	L	76-69
F24	Nebraska	W	75-72
M2	2-vs. Colorado	L	80-75

- 1-Domino's Classic, College Station, Texas
- 2-Big Eight Tournament, Salina, Kan.

» 1991-92

Record: 17-12, 7-7 Big Eight
Home 11-5, Away 4-5, Neutral 2-2
Head Coach: Gary Hudson

N25	Texas-San Antonio	W	102-70
D3	Rice	W	82-69
D6	1-at Hawaii	L	95-82
D7	1-vs. Howard	W	91-61
D10	Texas-Arlington	L	94-93
D14	Prairie View A&M	W	105-35
D30	Baylor	W	113-72
J3	Texas Christian	W	103-82
J5	Southern Methodist	L	82-73
J13	Arkansas	L	57-55
J15	Iowa State	W	94-63
J18	Kansas State	L	91-86
J22	Missouri	W	74-72
J23	at Prairie View A&M	W	98-50
J25	at Oklahoma State	W	75-65
J29	at Nebraska	L	97-65
F1	Colorado	L	63-55
F3	Baylor	W	83-76
F5	at Kansas	L	75-56
F9	at Missouri	L	86-56
F12	at Kansas State	W	88-73
F15	Nebraska	W	92-89

F17	at Southern Methodist	L	69-63
F19	Oklahoma State	W	98-75
F22	at Colorado	L	86-63
F23	Kansas	L (OT)	73-72
M1	at Iowa State	W	78-70
M7	2-vs. Missouri	W	80-79
M8	2-vs. Kansas	L	70-62

- 1-Rainbow Wahine Invitational, Honolulu, Hawaii
- 2-Big Eight Tournament, Salina, Kan.

» 1992-93

Record: 12-15, 6-8 Big Eight
Home 6-5, Away 4-6, Neutral 2-4
Head Coach: Gary Hudson

D5	SMU	L	72-66
D12	Prairie View A&M	W	101-41
D19	1-vs. Mercer	W	69-60
D20	1-vs. Arkansas State	L	76-63
D28	2-vs. Texas Tech	L	93-56
D29	2-vs. Old Dominion	L	60-54
D30	2-vs. Bucknell	W	84-60
D32	Oral Roberts	W	84-62
J8	at Iowa State	W	66-55
J10	at Nebraska	L	87-78
J14	at Prairie View A&M	W	92-56
J17	at Oklahoma State	L	65-44
J20	at Arkansas	W	70-63
J22	Kansas	L	70-64
D30	Kansas State	W	68-60
J29	at Colorado	L	80-49
J31	at Missouri	L	69-63
F2	at Texas-Arlington	L	80-59
F5	Nebraska	L	97-83
F7	Iowa State	W	79-57
F14	Oklahoma State	W	64-55
F19	at Kansas State	L	87-65
F21	at Kansas	L	76-54
F24	at TCU	L	79-73
F26	Missouri	L	68-49
F29	Colorado	W	74-69
M6	3-vs. Oklahoma State	L	85-70

- 1-Arkansas Classic (Jonesboro, Ark.)
- 2-Orange Bowl Classic (Miami, Fla.)
- 3-Big Eight Tournament, Salina, Kan.



BURL PLUNKETT
Years: 1994-96 (3)
Record: 52-36 (.591)

» 1993-94

Record: 18-12, 7-7 Big Eight
Home 9-3, Away 3-7, Neutral 6-2
Head Coach: Burl Plunkett

N27	Texas-Pan American	W	88-68
N30	at Texas	L	84-78
D3	1-vs. Illinois State	W	69-56
D4	1-at George Washington	L	88-74
D8	at North Texas	W	90-73
D18	Texas A&M	W	90-69



YEAR-BY-YEAR RESULTS

J21at Texas A&ML	91-83
J28ColoradoW	61-58
F1at BaylorL	97-67
F4at Kansas StateW	69-67
F7Oklahoma StateL	76-54
F11at Texas TechL	79-63
F14NebraskaL	101-72
F19Texas TechL	59-94
F22at MissouriL	75-68
F25KansasL	78-74
F28at Oklahoma StateL	69-52
M33-vs. ColoradoL	71-66

- 1-Texas-San Antonio Classic, San Antonio, Texas
- 2-LMU-Furama Hotel Thanksgiving Classic, Los Angeles, Calif.
- 3-Big 12 Tournament, Kansas City, Mo.

» 1998-99

Record: 15-14, 8-8 Big 12
Home 10-3, Away 4-9, Neutral 1-2
Head Coach: Sherri Coale
Women's National Invitational Tournament

N20TCUW	78-66
N23Texas-San AntonioW	80-40
N272-vs. UABL	62-61
N282-vs. Coppin StateW	103-74
D2at MississippiL	77-75
D7Jackson StateW	103-37
D13at GeorgiaL	88-79
D19at Miami (Fla.)L	62-60
D281-DenverW	80-52
D291-Stephen F. AustinW	91-72
J2Iowa StateL	81-60
J6at Texas TechL	93-69
J9at ColoradoL	63-62
J13Oklahoma StateW	74-58
J16BaylorW	86-65
J23at TexasL	81-73
J27Texas TechL	89-87
J30at NebraskaL	89-62
F3TexasW	71-69
F6at Texas A&MW	83-71
F10at Oklahoma StateW	61-53
F13Kansas StateW	79-58
F17at BaylorW	76-67
F20at KansasL	58-54
F24Texas A&MW	95-69
F27MissouriL	73-64
M23-vs. Oklahoma StateL	70-56
M124-vs. at Wichita StateW	75-67
M144-vs. at ArkansasL (OT)	97-93

- 1-Bertha Teague Classic, Norman, Okla.
- 2-Cancun Tournament, Cancun, Mexico
- 3-Big 12 Tournament, Kansas City, Mo.
- 4-WNIT Tournament hosted at home sites.

» 1999-00

Record: 25-8, 13-3 Big 12
Home 13-2, Away 11-2, Neutral 1-4
Head Coach: Sherri Coale
NCAA Sweet 16 and Big 12 Champions
Ranked: No. 18 AP and No. 13 Coaches

N192-vs. Arizona [24/25]L	75-59
N202-at HawaiiW	67-53
N212-vs. Tennessee TechL	74-64
N281-Oral RobertsW	83-66
N291-TulsaW	93-70
D2Sam Houston StateW	97-60
D5at Stephen F. AustinW	61-47
D7at TCUW	94-74
D11Arkansas-Little RockW	102-72
D18at DenverW	69-62
D21San DiegoW	84-39
D29Connecticut [1]L	84-68
J5North TexasW	86-63
J8Texas Tech [13]W	82-76
J12Texas A&MW	87-59
J15at BaylorW	87-66
J19at TexasW	76-73
J22ColoradoW	76-73
J26at Texas A&MW	79-72
J29at MissouriW	76-71
F2BaylorW	87-59
F5NebraskaW	91-69
F8at Iowa State [8/9]L	71-56
F12at Oklahoma StateW	93-69
F16TexasL	77-70
F19at Texas Tech [8/12]L	86-81
F22at Kansas StateW	64-56
F26Kansas [24/25]W	88-69
M1Oklahoma StateW	77-68
M83-vs. TexasL	71-68
M184-vs. BYUW	86-81
M204-at Purdue [15/13]W	76-74
M255-vs. Connecticut [1]L	102-80

- 1-Bertha Teague Classic (Norman, Okla.)
- 2-Hawaiian Regent Classic (Honolulu, Hawaii)
- 3-Big 12 Tournament (Kansas City, Mo.)
- 4-NCAA 1st & 2nd Rounds (West Lafayette, Ind.)
- 5-NCAA Regional (Richmond, Va.)

» 2000-01

Record: 28-6, 15-1 Big 12
Home 13-1, Away 12-2, Neutral 3-3
Head Coach: Sherri Coale
NCAA Sweet 16 and Big 12 Champions

N171-vs. TulsaW	80-49
N181-at ORUW	87-56
N222-vs. Georgia [6]L	94-70
N242-at Wisconsin [19]L	97-77
D1SW Missouri State [13]W	89-82
D5at Arkansas-Little RockW	86-45
D9SMUL	101-71
D16at SW Missouri State [21/18]L	69-61
D18North TexasW	75-61
D21at San DiegoW (2OT)	65-63
D27Stanford [17/21]W (OT)	102-98
J3at ColoradoW	89-69
J6Iowa State [7/6]L	81-79
J10Texas [14/15]W	85-74
J13at Baylor [23/NR]W	90-87
J17Texas A&MW	97-84
J213-at North CarolinaW	94-77
J24at KansasW	88-64
J28Texas Tech [9/8]W	84-66
J31at Texas A&MW	93-70
F3MissouriW	82-62
F7at NebraskaW	84-62
F10at Oklahoma StateW	76-47
F14Kansas StateW	79-60
F17at Texas Tech [14/11]W	80-75
F21Baylor [24/NR]W	86-76
F24Oklahoma StateW (OT)	88-83
F28at Texas [NR/22]W	65-54
M74-vs. KansasW	80-61
M84-vs. Colorado [20/21]W	102-93
M104-vs. Iowa State [13/10]L	68-65
M175-Oral RobertsW	70-64
M195-StanfordW	67-50
M246-WashingtonL	84-67

- 1-Bertha Teague Classic, Tulsa, Okla.
- 2-Coaches vs. Cancer, Madison, Wis.
- 3-Big 12/ACC Challenge, Chapel Hill, N.C.
- 4-Big 12 Tournament, Kansas City, Mo.
- 5-NCAA Tournament, Norman, Okla.
- 6-NCAA West Regional, Spokane, Wash.

» 2001-02

Record: 32-4, 14-2 Big 12
Home 14-0, Away 7-3, Neutral 11-1
Head Coach: Sherri Coale
NCAA Runner-Up, Big 12 Champions

N111-vs. Purdue [11/9]W	80-75
N172-vs. Oral RobertsW	73-38
N182-vs. TulsaW	75-52
N233-vs. ButlerW	90-44
N243-vs. North TexasW	83-68
N27TCUW	76-60
N29Wichita StateW	89-68
N5at SMUW	91-70
D8Montana StateW	86-62
D164-IllinoisW	91-69
D22at Connecticut [1]L	86-72
J2Colorado [16/14]W	78-67
J5at Texas Tech [9/11]W	80-88
J9Oklahoma StateW	65-48
J12at Baylor [12/11]W	82-73
J15at Iowa State [14/9]L	82-66
J19Texas [2]W	89-69
J26at Texas A&MW	72-40
J29at Oklahoma StateW	66-58
F2KansasW	79-57
F5Baylor [10/11]W	69-60
F9Texas A&MW	67-51
F13at Kansas State [12]W	76-68
F16NebraskaW	81-47
F19at Texas [15/14]L (OT)	68-82
F23at MissouriW	90-70
F27Texas Tech [15]W	75-56
M65-vs. Oklahoma StateW	87-56
M75-vs. Kansas State [13/12]W	69-49
M95-vs. Baylor [7]W	84-69
M166-HartfordW	84-52
M186-VillanovaW	66-53
M237-vs. Texas Tech [12]W	72-62
M257-vs. Colorado [7]W	94-60
M298-vs. WashingtonW	86-71
M318-vs. Connecticut [1]L	82-70

- 1-State Farm Tip-Off Classic, Durham, N.C.
- 2-Bertha Teague Classic, Stillwater, Okla.
- 3-UTSA Tournament, San Antonio, Texas
- 4-Big 12/Big 10 Challenge, Norman, Okla.
- 5-Big 12 Tournament, Kansas City, Mo.
- 6-NCAA 1st & 2nd Rounds, Norman, Okla.
- 7-NCAA West Regional, Boise, Idaho
- 8-NCAA Final Four, San Antonio, Texas

» 2002-03

Record: 19-13, 9-7 Big 12
Home 8-5, Away 7-6, Neutral 4-2
Head Coach: Sherri Coale
NCAA First Round

N111-at Tennessee [2]L	94-68
N222-at TulsaW	65-61
N232-vs. Oral RobertsW	70-42
N26Sam Houston StateW	79-52
N293-FordhamW	90-62
N303-North Carolina [12/11]W	66-63
D13-Connecticut [5/4]L	73-60
D5Stephen F. AustinW	77-55
D9at Wichita StateW	70-64
D14at TCUW	68-64
D21SMUL	71-68
D28Southeast Missouri StateW	87-59
J3at StanfordL	58-38
J11at NebraskaW	57-43
J15Texas Tech [7]L	80-71
J18Texas A&MW	77-39
J22at KansasW	61-49
J26at BaylorW	65-64
J29Texas [11/13]L	60-54
F1Kansas State [3]L	74-45
F5at Texas A&ML	69-61
F9Oklahoma StateW	87-71
F12BaylorW	78-64

F16at ColoradoL	61-57
F19at Texas Tech [8/9]L	59-48
F22Iowa StateW	61-48
F26MissouriW	74-69
M1at Oklahoma StateW	71-57
M5at Texas [5/7]L	78-66
M114-vs. NebraskaW	71-51
M124-vs. ColoradoL	73-68
M235-G. Washington [25]L	71-61

- 1-State Farm Tip-Off Classic, Knoxville, Tenn.
- 2-Bertha Teague Classic, Tulsa, Okla.
- 3-Rainbow Wahine Classic, Honolulu, Hawaii
- 4-Big 12 Tournament, Dallas, Texas
- 5-NCAA 1st & 2nd Rounds, Norman, Okla.

» 2003-04

Record: 24-9, 9-7 Big 12
Home 10-3, Away 7-5, Neutral 7-1
Head Coach: Sherri Coale
NCAA Second Round, Big 12 Champions

N221-Oral RobertsW	90-42
N24Southeast Missouri StateW	83-48
N282-vs. SienaW	85-70
N292-at PepperdineW	95-77
D3at SMUW	85-63
D7Utah [19/23]W	73-65
D10at Montana StateW	90-59
D13at Stephen F. AustinW	79-52
D201-at Connecticut [7/9]L	71-55
D28IllinoisW	70-53
D30Wichita State [2]W	89-50
J7NebraskaW	70-51
J104-at Texas [3]L	63-58
J14at Texas A&MW (OT)	65-56
J17Oklahoma StateW	87-37
J20at Iowa StateL	69-51
J24Baylor [19/24]L	74-67
J28at MissouriL	77-65
J31at Kansas State [12]L	74-65
F7Texas A&MW	56-46
F10at Texas Tech [7]W	68-62
F14KansasW	83-59
F18Colorado [13]W	78-58
F211-at Baylor [19/24]L	77-62
F25Texas Tech [8/9]W	64-53
F28at Oklahoma StateW	78-44
M2Texas [3/4]L	57-54
M94-vs. Texas A&MW	60-47
M104-vs. Colorado [13]W	63-56
M114-vs. Kansas State [8]W	78-66
M134-vs. Texas [2]W	66-47
M205-vs. MaristW	58-45
M225-vs. StanfordL	68-43

- 1-Bertha Teague Classic (Oklahoma City)
- 2-Pepperdine Invitational (Malibu, Calif.)
- 3-Big 12 / SEC Challenge (Norman, Okla.)
- 4-Big 12 Tournament (Dallas, Texas)
- 5-NCAA 1st & 2nd Rounds (Tempe, Ariz.)

» 2004-05

Record: 17-13, 8-8 Big 12
Home 9-4, Away 5-5, Neutral 3-4
NCAA First Round

N19Southeast Missouri StateW	84-62
N21Texas StateW	76-57
N261-vs. AkronW	88-40
N271-vs. IowaL	54-47
D2LamarW	60-42
D42-vs. TulsaL	67-59
D9at TCU [23/25]L	81-65
D11SMS (SSN)W	74-71
D183-vs. Louisiana TechW	86-59
D21at Utah [25/NR]W	72-59
D29Henderson StateW	87-44
J5at Texas Tech [13/12]L	70-64
J9Texas A&MW	73-53
J16at Baylor [2/3]L	78-68

J19Oklahoma StateW	70-43
J22at Texas A&MW	63-51
J26Texas [15]L (OT)	83-71
J29Iowa State [18/17]L	73-60
F2at KansasW	65-49
F6at NebraskaL	70-51
F9Baylor [8/7]L	73-72
F13Kansas State [16]W	77-61
F16at ColoradoW	77-61
F19MissouriW	73-59
F23Texas Tech [14]L	83-70
F26at Texas [13]L	72-36
M3at Oklahoma StateW	69-58
M84-vs. Texas A&MW	86-65
M94-vs. Texas [11/12]L	65-59
M205-vs. Arizona [10/12]L	72-69

- 1-Junkanoo Jam (Grand Bahama Island)
- 2-Bertha Teague Classic (Tulsa, Okla. [ORU])
- 3-Nike Classic (Eugene, Ore.)
- 4-Big 12 Tournament (Kansas City, Mo.)

» 2005-06

Record: 31-5, 16-0 Big 12
Home 12-1, Away 12-3, Neutral 7-1
NCAA Sweet 16, Big 12 Champions

N111-Wisconsin-MilwaukeeW	89-57
N131-SMUW	80-43
N161-at New MexicoW	74-63
N201-at Connecticut [7/9]L	82-62
N252-vs. IowaW	85-68
N262-at San FranciscoW	53-51
N30TCUW	77-63
D33-vs. Oral Roberts</		



» The Sooners made their second consecutive trip to the Final Four in 2010. OU battled through a rash of injuries throughout the season to make a trip to San Antonio for the program's third Final Four appearance.

N29at LamarW79-44
D2at TulsaW72-49
D7at South CarolinaW78-51
D10Arkansas-Pine BluffW87-42
D17Northern ColoradoW82-36
D20Ohio State [8]L74-67
D302 - New Mexico [25]W80-58
J3Kansas StateW78-58
J6NebraskaW77-69
J10Baylor [9]W76-63
J17at Oklahoma StateW76-60
J20at ColoradoW82-67
J22Texas TechW (2OT)86-81
J24Iowa StateW69-49
J27Texas A&M [21]L54-52
J31at TexasL67-62
F4Oklahoma StateW78-63
F10Texas A&M [16]L78-68
F12TexasW78-58
F17Texas TechW70-67
F21KansasW76-70
F25MissouriW72-57
F28Baylor [16]W88-61
M73 - TexasW67-58
M83 - Baylor [18]W78-64
M103 - Iowa StateW67-60
M174 - Southeast Mo. StateW74-60
M194 - Marquette [2]W78-47
M255 - MississippiL90-82

- 1 - Waikiki Beach Marriott Classic, Honolulu
- 2 - at Cox Convention Center, Oklahoma City
- 3 - Big 12 Championship, Oklahoma City
- 4 - NCAA 1st and 2nd Rounds, Austin, Texas
- 5 - NCAA Sweet 16, Dayton, Ohio

» **2007-08**
 Record: 22-9, 11-5 Big 12
 Home: 11-2, Away: 8-3, Neutral: 3-4
 NCAA Second Round

N111 - vs. Maryland [4/4]L76-66
N152 - vs. Tennessee [1/1]L70-67
N223 - vs. Ariz. State [14/13]W69-57
N233 - vs. Mississippi StateW88-73
N27North TexasW79-42
D2Arkansas StateW93-36
D5at IllinoisW77-67
D8at TulsaW67-47
D16at Michigan State [21/21]W66-55
D20Central ArkansasW121-48
D30South CarolinaW95-63
J9at Iowa StateW67-64
J12at Okla. State [25/24]L82-63

J16NebraskaW80-72
J20Baylor [6/7]L84-73
J23Texas TechW78-39
J27Georgia [17/14]W65-57
J30KansasW67-51
F3at Texas [25/25]W74-58
F6at MissouriW64-57
F9ColoradoW82-66
F12Texas A&M [20/20]W68-56
F17at Baylor [8/8]L79-59
F20at Kansas State [15/15]W68-65
F23Oklahoma St. [16/17]W81-71
F27at Texas TechW65-55
M2TexasL65-50
M6at Texas A&M [16/17]L73-59
M114 - MissouriL (OT)70-64
M235 - Illinois StateW69-61
M255 - Notre DameL (OT)79-75

- 1 - State Farm Classic (Chapel Hill, N.C.)
- 2 - ESPNU Invitational (Tampa, Fla.)
- 3 - Caribbean Challenge (Cancun, Mexico)
- 4 - Big 12 Championship (Kansas City, Mo.)
- 5 - NCAA 1st and 2nd Rounds (W. Lafayette, Ind.)

» **2008-09**
 Record: 32-5, 15-1 Big 12
 Home: 16-1, Away: 9-2, Neutral: 7-2
 NCAA Final Four, Big 12 Champions

N151-UC RiversideW88-57
N191-Middle TennesseeW85-65
N211-Arizona State [18/17]W70-57
N231-North Carolina [4/3]L79-80
N26MaristW83-57
N30at Connecticut [1/1]L106-78
D3CreightonW69-49
D7at Arkansas StateW87-57
D122-CS-BakersfieldW105-84
D132-California [9/7]W86-75
D21at Saint LouisW94-42
D30at Saint LouisW87-61
J4N.C. CentralW89-25
J10at NebraskaW77-56
J14Kansas State [17/14]W64-48
J18Texas A&M [8/6]W71-59
J21at ColoradoW72-58
J25Texas [14/16]W89-69
J28at Baylor [4/3]W56-51
J31MissouriW78-56
F23-Tennessee [12/15]W80-70
F8at Oklahoma StateW93-75
F11Iowa State [16/20]W58-49
F14at KansasW69-54

F17at Texas TechW80-72
F21Baylor [5/5]W66-58
F23at Texas A&M [12/14]L57-56
F28Okla. StateW73-63
M4Texas TechW61-49
M8at Texas [15/16]W74-62
M134-KansasW76-59
M144-Texas A&M [10/9]L74-62
M225-(16) Prairie ViewW76-47
M245-(9) Georgia TechW69-50
M296-(4) Pittsburgh [15/16]W70-59
M316-(6) PurdueW74-68
A57-(3) Louisville [7/7]L61-59

- 1-Preseason WNIT, Norman, Okla.
- 2-Basketball By the Bay Classic, San Jose, Calif.
- 3-At the Ford Center, Oklahoma City
- 4-Big 12 Championship, Oklahoma City
- 5-NCAA 1st and 2nd Rounds, Iowa City, Iowa
- 6-NCAA Oklahoma City Regional, Ford Center
- 7-NCAA Final Four, Scottrade Center, St. Louis

» **2009-10**
 Record: 27-11, 11-5 Big 12
 Home: 13-3, Away: 8-5, Neutral: 6-3
 NCAA Final Four

N13MercerW108-66
N15Georgia (21)L62-51
N21TCUW74-70
N261-South CarolinaW75-67
N271-San Diego St. (23)W87-48
N281-Notre Dame (5)L81-71
D3UT ArlingtonW100-67
D5ArkansasW (OT)87-86
D9MaristW (OT)80-71
D10ArmyW59-46
D20CreightonW67-58
D30Cal State FullertonW95-76
J3Tennessee (4)L96-75
J9Texas TechW73-58
J13Baylor (9)W57-47
J17Texas A&M (8)W74-65
J20MissouriW62-61
J23KansasW81-69
J27Iowa State (22)L63-56
J30Texas TechW70-66
F3Texas (17)L75-57
F6Oklahoma State (10)W77-66
F10Baylor (11)W (OT)62-60
F13ColoradoW65-55
F15Connecticut (1)L76-60
F21Kansas StateW64-58
F24Nebraska(3)L80-64

F27Texas (14)W75-60
M2Texas A&M (15)L78-55
M7Oklahoma State (20)W95-62
M122-Baylor (16)W59-54
M132-Oklahoma State (20)W74-69
M142-Texas A&M (11)L74-67
M213-(14) South Dakota St.W68-57
M233-(11) UALRW60-44
M284-(2) Notre Dame (7)W (OT)77-72
M304-(4) Kentucky (19)W88-68
A45-(1) Stanford (2)L73-66

- 1-U.S. Virgin Islands Paradise Jam, St. Thomas
- 2-Big 12 Championship, Kansas City
- 3-NCAA First & Second Rounds, Norman, Okla.
- 4-NCAA Regional, Kansas City
- 5-NCAA Women's Final Four, San Antonio

» **2010-11**
 Record: 23-12, 10-6 Big 12
 Home: 15-8, Away: 5-8, Neutral: 3-2
 NCAA Sweet 16

N13at MilwaukeeW76-59
N19Western IllinoisW84-43
N22Fresno StateW84-66
N261-UT Pan-AmericanW116-66
N271-Gardner-WebbW84-75
N281-Prairie View A&MW78-55
D1Sam Houston StateW94-45
D5at Ohio StateL84-95
D8Stephen F. AustinW84-57
D12New MexicoW63-60
D19at ArkansasL57-67
D29Arkansas-Pine BluffW118-52
J2at TCUL69-76
J8at NebraskaW70-50
J12Kansas StateW52-45
J16at TexasW (OT)71-67
J19Texas TechW71-61
J23at KansasL75-57
J26Texas A&MW78-80
J29at Oklahoma StateW82-77
F2at BaylorL70-92
F5Iowa StateW65-62
F9at Texas A&ML71-92
F12MissouriW69-47
F14at UConnL45-86
F19TexasW91-62
F23at ColoradoL68-73
F27BaylorL81-82
M2Oklahoma StateW81-66
M5at Texas TechL56-61
M92-vs Texas TechW71-69
M112-vs Texas A&ML68-81
M223-vs James MadisonW86-72
M223-vs MiamiW88-83
M264-vs Notre DameL53-78

- 1-Basketball Travelers Invitational (Norman, Okla.)
- 2-Big 12 Championship (Kansas City, Mo.)
- 3-NCAA First/Second Rounds (Charlottesville, Va.)
- 4-NCAA Regional Semifinal (Dayton, Ohio)

» **2011-12**
 Record: 21-13, 11-7 Big 12
 Home: 11-5, Away: 5-7, Neutral: 5-1
 NCAA Second Round

N13Sacramento StateW117-55
N19at New MexicoW58-56
N251-LibertyW76-45
N261-VanderbiltL66-78
D4Ohio State [18/17]L63-69
D8Fresno StateL66-69
D11MilwaukeeW72-50
D182-OhioW89-57
D192-SyracuseW82-63
D202-XavierW73-51
D28TCUW82-54
J4Iowa StateW80-51
J8Texas A&M [9/6]L58-75

J11Texas Tech [10/14]W71-68
J14Oklahoma StateL63-66
J17Kansas State [23/22]W65-57
J21TexasW73-67
J26Baylor [1/1]L58-89
J28MissouriW62-59
J31Kansas [NR/25]W (OT)74-68
F4Oklahoma StateW80-71
F6Baylor [1/1]L54-81
F11MissouriW64-60
F13Connecticut [2/3]L55-73
F15Kansas StateW68-62
F18Iowa StateL71-77
F21Texas A&M [14/11]W64-55
F25TexasL62-87
F29Texas TechW71-62
M4KansasL77-83
M83-MissouriW70-59
M93-Texas A&M [22/14]L66-79
M184-MichiganW88-67
M204-St. John's [21/14]L70-74

- 1-Vanderbilt Tournament, Nashville, Tenn.
- 2-Duel in the Desert, Las Vegas, Nev.
- 3-Big 12 Championship, Kansas City
- 4-NCAA First and Second Rounds, Norman

» **2012-13**
 Record: 24-11, 11-7 Big 12
 Home: 13-4, Away: 6-5, Neutral: 5-2
 NCAA Sweet 16

N10at CreightonW69-48
N14UCLAL80-86
N18Saint LouisW68-33
N231-vs ArkansasW73-70
N241-vs OregonW100-61
N251-at Hawai'iW74-49
N29Northwestern StateW96-35
D2MaristW68-55
D6North TexasW71-68
D16VanderbiltL63-76
D20UC RiversideW70-46
D29CSU NorthridgeW79-57
J2West VirginiaW71-68
J5at TexasW78-70
J9at TCUW85-79
J12Texas TechW65-55
J15at Iowa StateL61-82
J19TexasW69-56
J26at BaylorL65-82
J30TCUW74-53
F3at West VirginiaL63-82
F6at Kansas StateW74-68
F10Oklahoma StateW80-61
F14Iowa StateL68-72
F17at KansasL71-81
F20Kansas StateW72-57
F23at Oklahoma StateL62-83
F25BaylorL64-86
M2KansasW85-77
M4at Texas TechW77-73
M92-vs West VirginiaW65-64
M102-vs Iowa StateL60-79
M233-vs Central MichiganW78-73
M253-vs UCLAW85-72
M314-vs TennesseeL59-74

- 1-Rainbow Wahine Showdown (Honolulu, Hawaii)
- 2-Big 12 Championship (Dallas, Texas)
- 3-NCAA First and Second Rounds (Columbus, Ohio)
- 4-NCAA Regional (Oklahoma City)

» **2013-14**
 Record: 18-15, 9-9 Big 12
 Home: 14-5, Away: 4-8, Neutral: 0-2
 NCAA First Round

N81-StetsonW78-60
N101-Wichita StateW89-70
N141-(25) GonzagaW82-78

N171-(5) LouisvilleL (OT)92-97
N20UT-ArlingtonW99-46
N24at UCLAL76-82
D1CreightonW80-52
D4Western IllinoisW97-80
D8(2) DukeL85-94
D15UMESW105-46
F42-at FairfieldW79-51
D21at Marist		



YEAR-BY-YEAR RESULTS

» 2015-16

Record: 22-11, 11-7 Big 12
Home: 11-3 Away: 7-6, Neutral: 4-2
NCAA Second Round

N13	Winthrop	W	78-48
N16	North Texas	L	57-61
N19	BYU	W	73-47
N22	at Bradley	W	79-46
N26	1-vs. Utah	W	70-55
N28	1-vs. Boston College	W	76-61
D2	Little Rock	W	65-52
D6	at Washington	W	71-68
D9	at Tulsa	W	75-62
D13	UTSA	W	80-41
D20	2-vs. (18) Texas A&M	L	68-74
D30	Kansas	W	67-44
J3	at (4) Baylor	L	68-78
J6	at TCU	W	78-65
J10	Kansas State	W	68-58
J16	at Oklahoma State	L	42-73
J20	Texas Tech	W	92-53
J23	at (6) Texas	L	76-83
J27	West Virginia	W	57-54
J30	at Iowa State	W	77-71
F3	(25) Oklahoma State	L	69-71
F6	TCU	W	77-64
F9	at Kansas State	L	71-87
F14	(6) Texas	W	74-56
F17	at (24) West Virginia	L	55-63
F20	at Kansas	W	72-66
F22	(4) Baylor	L	70-78
F27	Iowa State	W	85-54
M1	at Texas Tech	W	70-60
M5	3-vs. Oklahoma State	W	61-43
M6	3-vs. (4) Baylor	L	57-84
M19	4-vs. Purdue	W	61-45
M21	4-at (12) Kentucky	L	58-79

- 1 - Junkanoo Jam (Freeport, Bahamas)
- 2 - SEC/Big 12 Challenge (Oklahoma City)
- 3 - Big 12 Championship (Oklahoma City)
- 4 - NCAA First and Second Rounds (Lexington, Ky.)

» 2016-17

Record: 23-10, 13-5 Big 12
Home: 14-2, Away: 6-5, Neutral: 3-3
NCAA Second Round

N13	Southern Illinois	W	80-48
N16	Little Rock	W	68-58
N19	at BYU	W	68-61
N23	South Dakota State	W	74-60
N27	Colorado State	W	70-55
D1	1-at (17) Kentucky	L	82-68
D4	Oral Roberts	L	74-67
D8	UTRGV	W	92-59
D11	Tulsa	W	85-68
D19	2-Xavier	W	81-69
D20	2-California	L	82-74
D21	2-Portland State	W	74-60
D29	at Kansas	W	84-54
J1	TCU	W	87-72
J4	(25) Kansas State	W (OT)	85-80
J8	at (17) West Virginia	L	83-73
J11	at Iowa State	W	67-57
J14	Texas Tech	W	66-45
J17	at (12) Texas	L	86-68
J22	Oklahoma State	W	68-62
J25	Iowa State	W	78-63
J29	at (2) Baylor	L	92-58
F1	Kansas	W	89-52
F4	at Oklahoma State	W	66-60
F7	West Virginia	W (2OT)	90-87
F11	Texas Tech	W	64-56
F18	(8) Texas	W	74-73
F21	Kansas State	L	79-71
F25	at TCU	W	73-64
F27	(2) Baylor	L	103-64
M4	3-West Virginia	L	82-58
M18	4-Gonzaga	W	75-62
M20	4-(12) Washington	L	108-82

- 1 - SEC/Big 12 Challenge (Lexington, Ky.)
- 2 - Puerto Rico Classic (Las Vegas, Nev.)
- 3 - Big 12 Championship (Oklahoma City)
- 4 - NCAA First and Second Rounds (Seattle, Wash.)

» 2017-18

Record: 16-15, 11-7 Big 12
Home: 10-4, Away: 6-8, Neutral: 0-3
NCAA First Round

N10	Belmont	W	96-73
N13	at DePaul	L (OT)	108-111
N17	SMU	W	87-75
N21	at Colorado State	W	78-46
N25	1-at (10) Oregon	L	74-92
N28	at Little Rock	L	56-68
D3	2-Florida	L	61-80
D6	at South Dakota State	L	61-67
D9	(16) South Florida	W	79-74
D16	New Mexico	W	105-63
D19	3-vs. (1) Connecticut	L	64-88
D28	(8) Texas	L	74-88
D31	at Iowa State	W	74-69
J4	TCU	W	84-71
J7	at (20) Oklahoma State	L	82-96
J10	at Texas Tech	W	73-52
J14	(5) Baylor	L	52-74
J17	at Kansas State	W	76-71
J20	(24) Oklahoma State	L	67-70
J24	Kansas	W	97-64
J27	at (24) TCU	L	58-62
J31	Kansas State	W	68-49
F3	(21) West Virginia	W	76-57
F5	at (3) Baylor	L	65-74
F10	at Kansas	W	72-52
F17	at West Virginia	W (OT)	79-77
F21	Iowa State	W	80-71
F24	Texas Tech	W	79-61
F27	at (7) Texas	L	66-79
M3	4-vs. TCU	L	83-90
M16	5-vs. DePaul	L	79-90

- 1 - PK80 Invitational (Eugene, Ore.)
- 2 - Big 12/SEC Challenge (Norman, Okla.)
- 3 - Women's Holiday Showcase (Uncasville, Conn.)
- 4 - Big 12 Championship (Oklahoma City)
- 5 - NCAA First and Second Rounds (College Station, Texas)

» 2018-19

Record: 8-22, 4-14 Big 12
Home: 6-8, Away: 2-11, Neutral: 0-3

N9	Western Kentucky	W	90-83
N15	Northwestern State	W	93-56
N18	at (21) South Florida	L	70-87
N22	1-vs. UAB	L	84-89
N23	1-vs. Clemson	L	62-74
N28	at New Mexico	L	84-88
D2	2-at Auburn	L	79-95
D5	Central Arkansas	W	65-52
D9	(20) DePaul	L	76-87
D19	(1) Connecticut	L	63-72
D22	at SMU	W	77-61
J2	Texas Tech	W	66-61
J5	at Kansas State	L	56-86
J9	at (11) Texas	L	63-73
J13	West Virginia	L	55-66
J19	at (18) Iowa State	L	78-104
J22	at TCU	L	71-86
J27	(2) Baylor	L	53-74
J30	at Kansas	L	79-88
F2	(12) Texas	L	56-66
F6	at Oklahoma State	L	74-84
F10	Kansas State	L	75-83
F13	Kansas	W	78-67
F16	at (1) Baylor	L	53-87
F20	(20) Iowa State	L	70-91
F23	at West Virginia	W	80-69
F25	Oklahoma State	W	75-66
M2	TCU	L	63-76

M5	at Texas Tech	L	82-88
M8	3-vs. Texas Tech	L	84-104

- 1 - Junkanoo Jam (Bimini, Bahamas)
- 2 - SEC/Big 12 Challenge (Auburn, Ala.)
- 3 - Big 12 Championship (Oklahoma City)

» 2019-20

Record: 12-18, 5-13 Big 12
Home: 9-8, Away: 3-9, Neutral: 0-1

N8	Prairie View A&M	W	94-48
N10	UAB	W	82-75
N14	Missouri State	L	90-96
N20	Stephen F. Austin	W	75-62
N23	at Houston	L	69-85
N26	Abilene Christian	W	78-65
N30	at Wichita State	L	83-88
D4	at Western Kentucky	L	63-74
D7	(25) LSU	W	90-68
D15	Sam Houston State	W	95-71
D17	Drake	W	93-84
D22	(2) Connecticut	L	53-97
J4	(6) Baylor	L	56-77
J8	at Oklahoma State	W	77-75
J11	Iowa State	W	81-72
J15	at (17) WVU	W	73-49
J19	TCU	L	63-82
J22	at Texas Tech	L (OT)	84-89
J25	at Kansas State	L	74-92
J28	Texas	L	53-70
F2	at Kansas	W (OT)	94-82
F5	West Virginia	W	68-58
F8	at Iowa State	L	59-63
F11	Oklahoma State	L	69-73
F16	Kansas State	L (OT)	85-87
F22	at (2) Baylor	L	69-101
F26	Kansas	L	80-83
F29	at Texas	L	76-86
M4	at TCU	L	71-96
M7	Texas Tech	W	94-106
M12	1-Oklahoma State	Canceled	

- 1 - Big 12 Championship (Kansas City) - Canceled due to COVID-19

» 2020-21

Record: 12-12, 9-8 Big 12
Home: 7-6, Away: 5-5, Neutral: 0-1

N25	Houston	L	85-97
D6	1-at Georgia	L	80-93
D10	at Kansas	L	64-74
D13	Texas State	W	52-40
D15	Oklahoma State	L	53-66
D20	South Dakota	W	80-73
D29	UAPB	W	107-64
J3	West Virginia	L	72-90
J6	at Texas Tech	W	75-74
J19	at (24) Iowa State	L	63-64
J23	at (9) Baylor	L	61-84
J27	Kansas	W	84-81
J31	at Kansas State	W	80-78
F3	Texas	L	58-69
F6	at Oklahoma State	L	64-91
F9	Iowa State	W	67-61
F13	at (19) West Virginia	W	72-71
F21	Baylor	L	66-77
F24	at TCU	W	76-60
F27	at Texas	W (OT)	68-63
M1	Texas Tech	W	88-79
M4	TCU	L	79-83
M7	Kansas State	W	90-81
M12	2-Oklahoma State	L (OT)	80-89

- 1 - Big 12/SEC Challenge
- 2 - Big 12 Championship (Kansas City)



JENNIE BARANCZYK

Years: 2022-Present
Record: 25-9 (.736)

» 2021-22

Record: 25-9, 12-6 Big 12
Home: 14-4, Away: 8-3, Neutral: 3-2
NCAA Second Round

N9	at (RV) South Dakota	W	73-71
N12	Arkansas State	W	101-89
N16	Central Arkansas	W	78-54
N20	1-(9) Oregon	L	98-93
N21	1-Buffalo	W	93-72
N22	1-Minnesota	W	88-69
N30	at SMU	W	84-72
D4	2-Mississippi State	W	94-63
D7	Eastern Michigan	W	94-58
D10	(16) BYU	W (OT)	99-91
D21	Utah	W	83-76
D29	Wichita State	W	89-67
J2	at Texas Tech	W	97-91
J5	(12) Iowa State	L	81-71
J8	at Kansas	W	82-68
J12	(14) Baylor	W	83-77
J15	TCU	W	100-71
J19	at West Virginia	W	88-76
J23	at (RV) Kansas State	L	94-65
J26	Oklahoma State	W	84-58
J29	(9) Texas	W	65-63
F2	at (9) Baylor	W	78-77
F5	West Virginia	W (2OT)	101-99
F12	at (16) Texas	L	78-63
F16	Texas Tech	L	97-87
F19	at (6) Iowa State	L	89-67
F23	at TCU	W	92-57
F26	Kansas State	W	72-69
M3	at Oklahoma State	W	79-76
M5	Kansas	L	73-67
M11	3-(RV) Kansas	W	80-68
M12	3-(4) Baylor	L	91-76
M19	4-IUPUI	W	78-72
M21	4-(21) Notre Dame	L	108-64

- 1 - Battle4Atlantis (Nassau, Bahamas)
- 2 - Big 12/SEC Challenge (Norman, Okla.)
- 3 - Big 12 Championship (Kansas City)
- 4 - NCAA 1st and 2nd Rounds (Norman)

HISTORY

HISTORY

» YEAR-BY-YEAR COACHING RECORDS

Year	Coach	Overall			Conference			Finish	Postseason
		W	L	Pct	W	L	Pct		
1974-75	Amy Dahl	2	14	.125	-	-	-		
1975-76	Cathie Schweitzer	3	14	.176	-	-	-		
1976-77	Cathie Schweitzer	4	20	.167	-	-	-		
1977-78	Cathie Schweitzer	20	12	.625	-	-	-		
1978-79	Doyle Parrack	13	16	.448	-	-	-		
1979-80	Doyle Parrack	17	16	.515	-	-	-		
1980-81	Maura McHugh	21	11	.656	-	-	-		
1981-82	Maura McHugh	17	14	.548	-	-	-		
1982-83	Maura McHugh	17	11	.607	7	7	.500	4th	
1983-84	Maura McHugh	22	10	.688	8	6	.571	3rd	
1984-85	Maura McHugh	23	7	.767	10	4	.714	2nd	
1985-86	Maura McHugh	24	7	.774	10	4	.714	1st	
1986-87	Maura McHugh	18	10	.643	6	7	.462	15th	
1987-88	Valerie Goodwin-Colbert	14	13	.519	7	7	.500	5th	
1988-89	Valerie Goodwin-Colbert	11	16	.407	4	10	.286	8th	
1989-90	Valerie Goodwin-Colbert	7	22	.241	2	12	.143	17th	
1990-91	Gary Hudson	10	18	.357	4	9	.308	7th	
1991-92	Gary Hudson	17	12	.586	7	7	.500	4th	
1992-93	Gary Hudson	12	15	.444	6	8	.429	6th	
1993-94	Burl Plunkett	18	12	.600	7	7	.500	5th	
1994-95	Burl Plunkett	22	9	.710	11	3	.786	2nd	
1995-96	Burl Plunkett	12	15	.444	4	10	.286	7th	
1996-97	Sherri Coale	5	22	.185	1	15	.063	12th	
1997-98	Sherri Coale	8	19	.296	4	12	.250	9th	
1998-99	Sherri Coale	15	14	.517	8	8	.500	15th	
1999-00	Sherri Coale	25	8	.758	13	3	.813	1st	
2000-01	Sherri Coale	28	6	.824	15	1	.938	1st	
2001-02	Sherri Coale	32	4	.889	14	2	.875	1st	
2002-03	Sherri Coale	19	13	.594	9	7	.563	15th	
2003-04	Sherri Coale	24	9	.727	9	7	.563	6th	
2004-05	Sherri Coale	17	13	.567	8	8	.500	16th	
2005-06	Sherri Coale	31	5	.861	16	0	1.000	1st	
2006-07	Sherri Coale	28	5	.848	13	3	.813	11st	
2007-08	Sherri Coale	22	9	.710	11	5	.688	13rd	
2008-09	Sherri Coale	32	5	.865	15	1	.938	1st	
2009-10	Sherri Coale	27	11	.711	11	5	.688	12nd	
2010-11	Sherri Coale	23	12	.657	10	6	.625	13rd	
2011-12	Sherri Coale	21	13	.618	11	7	.611	12nd	
2012-13	Sherri Coale	24	11	.686	11	7	.611	12nd	
2013-14	Sherri Coale	18	15	.545	9	9	.500	15th	
2014-15	Sherri Coale	21	12	.636	13	5	.722	2nd	
2015-16	Sherri Coale	22	11	.667	11	7	.611	14th	
2016-17	Sherri Coale	23	10	.697	13	5	.722	3rd	
2017-18	Sherri Coale	16	15	.516	11	7	.611	13rd	
2018-19	Sherri Coale	8	22	.267	4	14	.222	18th	
2019-20	Sherri Coale	12	18	.400	5	13	.278	9th	
2020-21	Sherri Coale	12	12	.500	9	8	.529	6th	
2021-22	Jennie Baranczyk	25	9	.736	12	6	.666	4th	
TOTAL	9 Head Coaches	862	597	.591	359	272	.569	25 Postseason Appearances	

» CAREER COACHING RECORDS

Coach	Seasons	Years	Overall			Conference		
			W	L	PCT	W	L	PCT
Baranczyk	2022-present	1	25	9	.736	12	6	.666
Coale	1997-2021	25	513	294	.636	254	165	.606
McHugh	1981-87	7	142	70	.670	41	28	.594
Plunkett	1994-96	3	52	36	.591	22	20	.524
Parrack	1979-80	2	30	32	.484	-	-	-
Hudson	1991-93	3	39	45	.464	17	24	.415
Goodwin-Colbert	1988-90	3	32	51	.386	13	29	.310
Schweitzer	1976-78	3	27	46	.370	-	-	-
Dahl	1975	1	2	14	.125	-	-	-

» ARKANSAS CLASSIC
Jonesboro, Ark.

1992-93
vs. Mercer..... W.....69-60

» BASKETBALL TRAVELERS INVITATIONAL
Norman, Okla.

2010-11
vs. UT-Pan American..... W.....116-66
vs. Gardner Webb..... W.....84-75
vs. Prairie View A&M..... W.....78-55

» BERTHA TEAGUE CLASSIC

1994-95 (Stillwater, Okla.)
vs. Rice..... W.....89-59
vs. Minnesota..... W.....74-64

1995-96 (Norman, Okla.)
vs. Oral Roberts..... W.....63-40
vs. Grambling State..... W.....100-66

1996-97 (Stillwater, Okla.)
vs. Oral Roberts..... W.....62-50
vs. Southern Utah..... L.....63-64

1998-99 (Norman, Okla.)
vs. Denver..... W.....80-52
vs. Stephen F. Austin..... W.....91-72

1999-90 (Norman, Okla.)
vs. Oral Roberts..... W.....83-66
vs. Tulsa..... W.....93-70

2000-01 (Tulsa, Okla.)
vs. Tulsa..... W.....80-49
vs. Oral Roberts..... W.....87-56

2001-02 (Stillwater, Okla.)
vs. Oral Roberts..... W.....73-38
vs. Tulsa..... W.....75-52

2002-03 (Tulsa, Okla.)
at Tulsa..... W.....65-61
vs. Oral Roberts..... W.....70-42

2003-04 (Oklahoma City, Okla.)
vs. Oral Roberts..... W.....90-48

2004-05 (Tulsa, Okla.)
vs. Tulsa..... L.....59-67

2005-06 (Stillwater, Okla.)
vs. Oral Roberts..... W.....107-76

» BASKETBALL BY THE BAY
San Jose, Calif.

2008-09
vs. Cal State Bakersfield..... W.....105-84
vs. California..... W.....86-75

» BATTLE 4 ATLANTIS
Nassau, Bahamas

2021-22
vs. Oregon..... L.....98-83
vs. Buffalo..... W.....93-72
vs. Minnesota..... W.....88-69



» At the Basketball By the Bay event in 2008, Oklahoma rallied from 26 points down to defeat California, 86-75, in San Jose, Calif. The comeback ranked as the second-largest deficit overcome in NCAA Division I history.

» BIG 12/ACC CHALLENGE

2000-01
at North Carolina..... W.....94-77

» BIG 12/SEC CHALLENGE

2003-04
vs. Tennessee..... L.....55-71

2014-15 (Little Rock, Ark.)
vs. Arkansas..... L.....64-71

2015-16 (Oklahoma City, Okla.)
vs. Texas A&M..... L.....68-78

2016-17
at Kentucky..... L.....68-82

2017-18
Florida..... L.....61-80

2018-19
at Auburn..... L.....79-95

2019-20
vs. LSU..... W.....90-86

2020-21
at Georgia..... L.....93-80

2021-22
vs. Mississippi State..... W.....94-63

» BOWLING GREEN INV.
Bowling Green, Ky.

1985-86
vs. Middle Tennessee..... W.....83-75
at Western Kentucky..... W.....89-81

» BYU TOURNAMENT
Provo, Utah

1989-90
vs. Montana State..... L.....80-86
at BYU..... L.....77-108

» CANGUN CLASSIC
Cancun, Mexico

1998-99
vs. UAB..... L.....61-62
vs. Coppin State..... W.....103-74

» CAPITOL CLASSIC
Washington, D.C.

1993-94
vs. Illinois State..... W.....69-56
at George Washington..... L.....74-88

» CARDINAL CLASSIC
Stanford, Calif.

1987-88
vs. Simon Fraser..... W.....83-66
at Stanford..... L.....66-91

HISTORY

HISTORY



» CARIBBEAN CLASSIC

Cancun, Mexico

2007-08

vs. Arizona State W 69-57
vs. Mississippi State W 87-73

» COACHES VS. CANCER CLASSIC

Madison, Wis.

2000-01

vs. Georgia L 70-94
at Wisconsin L 77-97

» DIAL CLASSIC

Pullman, Wash.

1994-95

vs. Utah W 72-68
at Washington State W 85-79

» DOMINO'S CLASSIC

College Station, Texas

1990-91

vs. Washington State L 50-84
vs. Eastern Washington W 82-71

» DUEL IN THE DESERT

Las Vegas, Nev.

2011-12

vs. Ohio W 89-57
vs. Syracuse W 82-63
vs. Xavier W 73-51

» ESPNU INVITATIONAL

Tampa, Fla.

2007-08

vs. Tennessee L 67-70

» HAWAII REGENT CLASSIC

Honolulu, Hawaii

1999-00

vs. Arizona L 59-75
at Hawaii W 67-53
vs. Tennessee Tech L 64-74

» HOLIDAY CLASSIC

Norman, Okla.

1993-94

vs. Michigan W 96-88
vs. Southern W 100-72

» JUNKANOO JAM

1995-96 (Nassau, Bahamas)

vs. Alabama L 62-71
vs. VCU W 84-52

2004-05 (Grand Bahama Island)

vs. Akron W 88-40
vs. Iowa L 47-54

2015-16 (Freeport, Bahamas)

vs. Utah W 70-55
vs. Boston College W 76-61

2018-19 (Bimini, Bahamas)

vs. UAB L 84-89
vs. Clemson L 62-74

» LADY AGGIE CLASSIC

College Station, Texas

1979-80

vs. McNeese State L 46-61
vs. Baylor W 66-48
vs. Memphis L 53-54
vs. Texas A&M L 53-71
vs. SW Missouri State W 68-66

» LMU THANKSGIVING CLASSIC

Los Angeles, Calif.

1997-98

at Loyola Marymount W 63-55
vs. North Carolina L 61-68

» MIAMI NEW YEAR'S CLASSIC

Miami, Fla.

1984-85

vs. New Hampshire W 73-42
vs. Rutgers L 72-80
vs. St. Joseph's L 75-76

1985-86

vs. Dayton W 64-46
vs. James Madison W 57-55
vs. La Salle W 71-68

» NEW MEXICO STATE TOURNAMENT

Las Cruces, N.M.

1977-78

at New Mexico State W 71-61
at New Mexico State L 61-77
vs. New Mexico W 75-74

1986-87

vs. UTSA W 67-53
at New Mexico State W 80-71

» NIKE CLASSIC

Eugene, Ore.

2004-05

vs. Louisiana Tech W 86-59

» NORTH TEXAS TOURNAMENT

Denton, Texas

1978-79

at North Texas L 62-80
vs. Texas A&M L 49-58

1980-81

at North Texas W 84-53
vs. Texas Southern L 72-80

» ODWALLA CLASSIC

San Francisco, Calif.

2005-06

vs. Iowa W 85-68
at San Francisco W 53-51

» ORANGE BOWL CLASSIC

Miami, Fla.

1992-93

vs. Texas Tech L 56-93
vs. Old Dominion L 54-60
vs. Bucknell W 84-60

» PARADISE JAM CLASSIC

St. Thomas, U.S. V.I.

2009-10

vs. South Carolina W 75-67

2014-15

vs. South Florida L 68-83
vs. Kentucky L (OT) 88-92
vs. Illinois W (2OT) 78-76

» PEPPERDINE INVITATIONAL

Malibu, Calif.

2003-04

vs. Siena W 85-70
at Pepperdine W 95-77

» PUERTO RICO CLASSIC

Las Vegas, Nev.

2016-17

vs. Xavier W 81-69
vs. California L 74-82
vs. Portland State W 74-60

» PHILLIPS TOURNAMENT

Enid, Okla.

1977-78

vs. Tulsa W 95-52
at Phillips L 75-84

» PHOENIX CLASSIC

Enid, Okla.

1989-90

vs. Eastern Illinois L 88-110
vs. Northern Iowa W 78-76

» PK80 INVITATIONAL

Eugene, Ore.

2017-18

at Oregon L 74-92

» PRESEASON WNIT

1994-95

at Montana L 64-76

2005-06

Wisconsin-Milwaukee W 89-57
SMU W 80-43
at New Mexico W 74-63
at Connecticut L 62-82

2008-09

UC-Riverside W 88-57
Middle Tennessee W 85-65
Arizona State W 70-57
North Carolina L 79-80



» Oklahoma participated in the PK80 Invitational in 2017, a one-time event honoring Nike founder Phil Knight. The Sooners were one of four teams to play in the event, taking on Oregon in Eugene, Ore.

2013-14

Stetson W 78-60
Wichita State W 89-70
Gonzaga W 82-75
Louisville L (OT) 92-97

2019-20

Prairie View A&M W 94-48
UAB W 82-75
Missouri State L 90-96

» RAINBOW WAHINE CLASSIC

Honolulu, Hawaii

1987-88

vs. Penn State L 63-86
UAB L 66-81
vs. Northern Arizona L 47-68

1991-92

at Hawaii L 82-95
vs. Howard W 81-61

2002-03

vs. Fordham W 90-62
vs. North Carolina W 66-63
vs. Connecticut L 60-73

2012-13

vs. Arkansas W 73-70
vs. Oregon W 100-61
at Hawaii W 74-49

» REDSTORM CHRISTMAS INVITE

Jamaica, N.Y.

1996-97

vs. Memphis L 65-71
vs. Northeastern W 76-54

» SHOCKER CLASSIC

Wichita, Kan.

1976-77

at Wichita State L 58-70
vs. Simpson W 88-69
vs. Colorado State L 56-59



» SOONER THANKSGIVING CLASSIC

Norman, Okla.

1989-90

Sam Houston State L 86-90
Arkansas State W 102-73

» STATE FARM TIP-OFF CLASSIC

2001-02 (Durham, N.C.)

vs. Purdue W 80-75

2002-03 (Knoxville, Tenn.)

at Tennessee L 68-94

2007-08 (Chapel Hill, N.C.)

vs. Maryland L 66-76

» SOUTHWEST MISSOURI STATE TOURNAMENT

Springfield, Mo.

1978-79

vs. NW Missouri State L 44-74
vs. Wichita State W 61-50
vs. Texas A&M L 45-52

1979-80

vs. Wichita State W 62-56
vs. Omaha W 67-40
vs. Southern Illinois W 58-46

» UTSA CLASSIC

San Antonio, Texas

1997-98

vs. Stephen F. Austin L 58-82
at UTSA W 66-53

» VANDERBILT INVITATIONAL

Nashville, Tenn.

2011-12

vs. Liberty W 76-45
at Vanderbilt W 66-78

» WAKIKI BEACH MARRIOTT CLASSIC

Honolulu, Hawaii

2006-07

vs. Eastern Kentucky W 92-79
at Hawaii W 76-56

» WASHINGTON TOURNAMENT

Seattle, Wash.

1986-87

vs. Notre Dame W 57-54
at Washington L 64-83

» WASHINGTON STATE TOURNAMENT

Pullman, Wash.

1983-84

vs. Southern Illinois L 62-82
vs. Portland State W 85-67

» WOMEN'S HOLIDAY SHOWCASE

Uncasville, Conn.

2017-18

vs. Connecticut L 64-88

2019-20

vs. Connecticut L 53-97

HISTORY

HISTORY



RECORDS BY CONFERENCE

AMERICA EAST (3-0)	W	L
Hartford	2	0
New Hampshire	1	0

AAC (53-21)	W	L
Houston	2	2
Memphis	0	2
SMU	9	5
South Florida	1	2
Tulane	1	1
Tulsa	26	2
Wichita State	14	7

ACC (12-13)	W	L
Boston College	1	0
Clemson	0	1
Duke	1	2
Georgia Tech	1	0
Louisville	0	2
Miami	2	2
North Carolina	2	2
Notre Dame	2	4
Pittsburgh	2	0
Syracuse	1	0

ATLANTIC 10 (6-3)	W	L
Dayton	1	0
Fordham	1	0
George Washington	0	2
La Salle	1	0
St. Joseph's	0	1
Saint Louis	2	0
VCU	1	0

ATLANTIC SUN (5-0)	W	L
Central Arkansas	2	0
Eastern Kentucky	1	0
Liberty	1	0
Stetson	1	0

BIG 12 (327-257)	W	L
Baylor	28	34
Iowa State	41	29
Kansas	44	33
Kansas State	43	30
Oklahoma State	65	47
Texas	27	37
TCU	25	11
Texas Tech	40	27
West Virginia	14	9

BIG EAST (11-18)	W	L
Butler	1	0
Creighton	5	0
Connecticut	0	13
DePaul	1	4
Marquette	1	0
St. John's	0	1
Villanova	1	0
Xavier	2	0

BIG SKY (7-3)	W	L
Eastern Washington	1	0
Montana	0	1
Montana State	2	1
Northern Arizona	1	1
Northern Colorado	1	0
Portland State	1	0
Sacramento State	1	0

BIG SOUTH (2-0)	W	L
Gardner-Webb	1	0
Winthrop	1	0

BIG TEN (42-35)	W	L
Illinois	3	1
Iowa	1	2
Maryland	0	1
Michigan	2	0
Missouri State	1	1
Minnesota	3	0
Nebraska	27	23
Ohio State	0	4
Penn State	1	1
Purdue	4	0
Rutgers	0	1
Wisconsin	0	1

BIG WEST (9-2)	W	L
Cal State Bakersfield	1	0
Cal State Fullerton	1	0
Cal State Northridge	1	0
California-Riverside	2	0
Hawaii	3	1
UC Santa Barbara	1	1

COLONIAL (1-0)	W	L
Northeastern	1	0

C-USA (35-10)	W	L
Louisiana Tech	1	4
Middle Tennessee	2	0
North Texas	21	3
Rice	2	0
UTSA	6	0
UAB	1	2
Western Kentucky	2	1

IVY (1-0)	W	L
Yale	1	0

HORIZON (4-0)	W	L
IUPUI	1	0
Milwaukee	3	0

METRO ATLANTIC (7-1)	W	L
Fairfield	1	0
Marist	4	1
Siena	1	0
Quinnipiac	1	0

MID-AMERICAN (5-0)	W	L
Akron	1	0
Buffalo	1	0
Central Michigan	1	0
Eastern Michigan	1	0
Ohio	1	0

MEAC (3-0)	W	L
Howard	1	0
Md. Eastern Shore	1	0
N. Carolina Central	1	0

MVC (14-8)	W	L
Belmont	1	0
Bradley	2	0
Drake	1	3
Illinois State	3	0
Missouri State	4	4
Northern Iowa	1	0
Southern Illinois	2	1

MOUNTAIN WEST (17-7)	W	L
Colorado State	4	1
Fresno State	1	1
New Mexico	10	3
San Diego State	1	1
UNLV	1	1

OHIO VALLEY (12-4)	W	L
Eastern Illinois	0	1
Eastern Kentucky	1	0
Little Rock	6	2
SE Missouri State	4	0
Tennessee Tech	1	1

PAC-12 (36-55)	W	L
Arizona	0	2
Arizona State	2	1
California	1	3
Colorado	22	34
Oregon	1	2
Southern California	0	1
Stanford	2	5
UCLA	3	3
Utah	2	0
Washington	2	3
Washington State	1	1

PATRIOT (4-0)	W	L
Army	1	0
Boston University	1	0
Bucknell	1	0
Loyola (Md.)	1	0

SEC (78-77)	W	L
Alabama	0	1
Arkansas	10	7
Auburn	0	1
Florida	0	1
Georgia	1	5
Kentucky	1	3
LSU	1	0
Mississippi State	2	0
Ole Miss	1	2

Missouri	30	29
South Carolina	3	0
Tennessee	1	5
Texas A&M	27	21
Vanderbilt	1	2

SOUTHERN (3-1)	W	L
Chattanooga	0	1
Mercer	2	0
Samford	1	0

SOUTHLAND (7-1)	W	L
Lamar	2	0
McNeese	2	1
Northwestern State	2	0
Southeastern Louisiana	1	0

SUMMIT (29-16)	W	L
Denver	2	0
UMKC	1	0
Omaha	1	0
Oral Roberts	21	15
South Dakota	2	0
South Dakota State	2	1

SUN BELT (12-4)	W	L
Arkansas State	5	1
Georgia State	1	0
James Madison	2	0
Louisiana-Monroe	2	2
Old Dominion	0	1
Texas State	2	0

SWAC (18-3)	W	L
Arkansas-Pine Bluff	3	0
Grambling	1	0
Jackson State	1	0
Miss. Valley State	0	1
Prairie View A&M	9	0
Southern	1	1
Texas Southern	3	1

WAC (30-11)	W	L
Abilene Christian	2	0
New Mexico State	3	2
Sam Houston	4	1
Stephen F. Austin	6	4
Southern Utah	0	1
UT-Arlington	10	3
UTRGV	5	0

WEST COAST (19-3)	W	L
BYU	6	1
Gonzaga	2	0
Loyola Marymount	1	1
Pepperdine	3	1
Portland	1	0
San Diego	4	0
San Francisco	1	0
UMKC	1	0

Includes current Division I teams

RECORD BY LOCATION



ARIZONA (1-3)	W	L
Arizona State	0	1
Northern Arizona	0	1
Marist	1	0
Stanford	0	1

ARKANSAS (6-9)	W	L
Arkansas	3	6
Arkansas State	1	1
Little Rock	1	2
Mercer	1	0

BAHAMAS (6-3)	W	L
Alabama	0	1
Akron	1	0
Buffalo	1	0
Boston College	1	0
Iowa	0	1
Minnesota	1	0
Oregon	0	1
Utah	1	0
VCU	1	0

CALIFORNIA (14-11)	W	L
California	1	0
Cal State Bakersfield	1	0
Fresno State	0	1
Iowa	1	0
Loyola Marymount	1	0
Pepperdine	2	1
Quinnipiac	1	0
San Diego	2	0
San Diego State	0	1
Siena	1	0
Simon Fraser	1	0
Southern California	0	1
Stanford	0	2
UCLA	1	2
UC Santa Barbara	1	1

COLORADO (10-20)	W	L
BYU	1	0
Colorado	6	17
Colorado State	1	0
Denver	1	0
Iowa State	0	1
Kansas	0	1
Oklahoma State	0	1
Pepperdine	1	0

CONNECTICUT (1-5)	W	L
Connecticut	0	6
Fairfield	1	0

FLORIDA (6-8)	W	L
Boston University	1	0
Bucknell	1	0
Dayton	1	0
Iowa	0	1
James Madison	1	0
La Salle	1	0
Miami (Fla.)	0	2
New Hampshire	1	0
Old Dominion	0	1
Rutgers	0	1
St. Joseph's	0	1
Tennessee	0	1
Texas Tech	0	1

GEORGIA (0-3)	W	L
Georgia	0	3

HAWAII (10-6)	W	L
Arizona	0	1
Arkansas	1	0
California	0	1
Connecticut	0	1
Eastern Kentucky	1	0
Fordham	1	0
Hawaii	3	1
Howard	1	0
North Carolina	1	0
Northern Arizona	1	0
Oregon	1	0
Penn State	0	1
Tennessee Tech	0	1

IDAHO (2-0)	W	L
Colorado	1	0
Texas Tech	1	0

ILLINOIS (4-2)	W	L
Bradley	1	0
DePaul	0	1
Illinois	1	1
Illinois State	1	0
Southern Illinois	1	0

INDIANA (3-1)	W	L
BYU	1	0
Illinois State	1	0
Notre Dame	0	1
Purdue	1	0

IOWA (15-18)	W	L
Drake	0	1
Georgia Tech	1	0
Iowa State	13	17
Prairie View A&M	1	0

KANSAS (46-52)	W	L
Colorado	0	4
Colorado State	0	1
Kansas	18	18
Kansas State	17	17
Missouri	2	3
Nebraska	2	1
Oklahoma State	1	3
Simpson	1	0
Wichita State	4	6

KENTUCKY (3-2)	W	L
Middle Tennessee	1	0
Kentucky	0	2
Purdue	1	0
Western Kentucky	1	1

LOUISIANA (3-4)	W	L
Louisiana-Monroe	0	1
Louisiana Tech	0	2
Loyola (Md.)	1	0
McNeese State	1	0
Southeastern La.	1	0
Tulane	0	1

MEXICO (2-1)	W	L
Arizona State	1	0
Mississippi State	1	0
UAB	0	1

MICHIGAN (1-0)	W	L
Michigan State	1	0

MINNESOTA (1-0)	W	L
Minnesota	1	0

MISSISSIPPI (0-1)	W	L
Ole Miss	0	1

MISSOURI (30-35)	W	L
Baylor	2	1
Colorado	1	1
Iowa State	2	1
Kansas	3	0
Kansas State	1	2
Louisville	0	1
Missouri	12	18
Missouri State	2	2
Omaha	1	0
NW Missouri State	0	1
Notre Dame	1	0
Oklahoma State	2	2
Saint Louis	1	0
Texas	0	2
Texas A&M	1	4
Wichita State	2	0

MONTANA (1-1)	W	L
Montana	0	1
Montana State	1	0

NEBRASKA (10-18)	W	L
Colorado	0	1
Creighton	2	0
Iowa State	0	1
Nebraska	8	16

NEVADA (6-1)	W	L
California	0	1
Ohio	1	0
Portland State	1	0
Syracuse	1	0
UNLV	1	0
Xavier	2	0

NEW MEXICO (8-2)	W	L
New Mexico	5	1
New Mexico State	2	1
UTSA	1	0

NEW YORK (3-2)	W	L
Army	1	0
Marist	1	1
Memphis	0	1
Northeastern	1	0

NORTH CAROLINA (2-3)	W	L
DePaul	0	1
Duke	0	1
Maryland	0	1
North Carolina	1	0
Purdue	1	0

OHIO (2-3)	W	L
Central Michigan	1	0
Notre Dame	0	1
Ole Miss	0	1
Ohio State	0	2
UCLA	1	0

OKLAHOMA (518-228)	W	L
Abilene Christian	2	0
Arizona State	1	0
Arkansas	6	2
Arkansas-Little Rock	4	0
Arkansas-Pine Bluff	3	0



Bradley	1	0	Ohio State	0	2
BYU	2	0	Oklahoma Baptist	4	0
California-Riverside	2	0	Oklahoma Christian	1	0
Cal State Fullerton	1	0	Oklahoma City	9	0
Cal State Northridge	1	0	Oklahoma State	62	37
Cameron	4	0	Oral Roberts	21	15
Central Arkansas	2	0	Phillips	3	5
Central Michigan	1	0	Pittsburgh	1	0
Central Missouri State	0	1	Prairie View A&M	1	0
Central Oklahoma	4	5	Rice	2	0
Colorado	12	10	Sacramento State	1	0
Colorado State	2	1	St. Gregory's	0	2
Connecticut	0	2	St. John's	0	1
Creighton	2	0	Saint Louis	1	0
Denver	1	0	Sam Houston State	4	1
DePaul	1	0	Samford	2	0
Drake	1	2	San Diego	1	0
Duke	0	1	South Carolina	1	0
East Central (Okla.)	3	3	South Dakota State	1	0
Eastern Michigan	1	0	SE Missouri State	3	0
Eastern New Mexico	1	0	SE Okla. State	3	2
Emporia State	1	0	SMU	4	2
Florida	0	1	Stetson	1	0
Fresno State	1	0	South Dakota	1	0
Gardner-Webb	1	0	South Florida	1	0
George Washington	0	1	Southern	1	0
Georgia	1	1	Southern Illinois	1	0
Georgia State	1	0	Southern Nazarene	1	1
Gonzaga	1	0	Southern Utah	0	1
Grambling	1	0	SW Okla. State	2	3
Hartford	1	0	Stanford	2	0
Henderson State	1	0	Stephen F. Austin	4	1
Houston	1	1	Tennessee	1	2
Illinois	2	0	Texas	17	2
IUPUI	1	0	Texas A&M	17	5
Iowa State	28	6	TCU	15	3
Jackson State	1	0	Texas Rio Grande Valley	5	0
Kansas	20	13	Texas State	2	0
Kansas State	23	10	Texas Southern	3	0
Lamar	2	0	Texas Tech	18	10
Louisiana-Monroe	2	1	Tulane	1	0
Louisiana Tech	0	1	Tulsa	26	2
Louisville	0	1	UAB	1	0
LSU	1	0	UCLA	1	1
Marist	2	0	UNLV	0	1
Maryland Eastern Shore	1	0	USAO	0	5
McNeese State	1	0	UT-Arlington	6	2
Mercer	1	0	UTSA	3	0
Miami (Fla.)	1	0	Utah	3	0
Michigan	2	0	Vanderbilt	1	1
Michigan State	0	1	Villanova	1	0
Middle Tennessee	1	0	Washington	1	0
Midwestern State	1	0	West Texas A&M	1	0
Milwaukee	2	0	West Virginia	5	5
Minnesota	1	0	Western Illinois	2	0
Ole Miss	1	0	Wichita State	8	1
Mississippi State	1	0			
Mississippi Valley State	0	1	OREGON (1-1)		
Missouri	16	9	Oregon	1	1
UMKC	1	0			
Missouri State	3	2	SOUTH CAROLINA (1-0)		
Montana State	1	0	South Carolina	1	0
Nebraska	16	6			
New Mexico	4	1	TENNESSEE (1-4)		
New Mexico State	0	1	Arizona	0	1
North Carolina	0	1	Liberty	1	0
North Carolina Central	1	0	Tennessee	0	2
North Texas	12	1	Vanderbilt	0	1
Northeastern State	2	1			
Northern Colorado	1	0	TEXAS (96-89)		
Northern Oklahoma	0	2	Arkansas State	1	0
Northwestern State	1	0	Baylor	12	16
NW Oklahoma State	2	6	California	0	1
Notre Dame	0	1	Chattanooga	0	1

Connecticut	0	1
Colorado	1	1
DePaul	0	1
Duke	1	0
Eastern Washington	1	0
Houston	0	1
Illinois State	1	0
Iowa State	0	1
Kansas State	1	0
Lamar	1	0
Louisiana Tech	0	1
Marquette	1	0
McNeese State	0	1
Memphis	0	1
Midwestern State	1	0
New Mexico State	1	0
North Texas	9	2
Penn State	1	0
Pittsburgh	1	0
Prairie View A&M	3	0
SE Missouri State	1	0
SMU	3	3
Stephen F. Austin	2	3
Texas	10	21
UT-Arlington	4	1
UTSA	1	0
Texas A&M	10	11
TCU	9	7
Texas State	1	0
Texas Southern	1	0
Texas Tech	18	14
Washington State	0	1
West Texas A&M	1	0
West Virginia	3	0

U.S. VIRGIN ISLANDS (3-3)

Illinois	1	0
Kentucky	0	1
Notre Dame	0	1
San Diego State	1	0
South Carolina	1	0
South Florida	0	1

UTAH (1-2)

BYU	1	1
Montana State	0	1

VIRGINIA (2-1)

Connecticut	0	1
James Madison	1	0
Miami (Fla.)	1	0

WASHINGTON (5-3)

Notre Dame	1	0
Portland State	1	0
Southern Illinois	0	1
Utah	1	0
Washington	1	2
Washington State	1	0

WASHINGTON, D.C. (1-1)

George Washington	0	1
Illinois State	1	0

WEST VIRGINIA (3-5)

West Virginia	3	5
---------------	---	---

WISCONSIN (2-3)

Eastern Illinois	0	1
Georgia	0	1
Milwaukee	1	0
Northern Iowa	1	0
Wisconsin	0	1

» ALL-AMERICANS

Associated Press

2000	Phylesha Whaley, HM
2001	Stacey Dales, first team
2002	Stacey Dales, first team
2006	Courtney Paris, first team
2007	Courtney Paris, first team
2008	Courtney Paris, first team
2009	Courtney Paris, first team
	Ashley Paris, HM
	Danielle Robinson, HM
2010	Danielle Robinson, third team
2011	Danielle Robinson, third team
2013	Aaryn Ellenberg, HM
2014	Aaryn Ellenberg, HM
2022	Taylor Robertson, HM

ESPN.com

2006	Courtney Paris, first team
2007	Courtney Paris, first team
2008	Courtney Paris, first team
2009	Courtney Paris, first team

Fast Break

1986	Vickie Green, HM
------	------------------

WBCA Coaches

2000	Phylesha Whaley, HM
2001	Stacey Dales, first team
2002	Stacey Dales, first team
	LaNeisha Caufield, HM
2005	Dionnah Jackson, HM
2006	Courtney Paris, first team
2007	Courtney Paris, first team
2008	Courtney Paris, first team
2009	Courtney Paris, first team
2010	Danielle Robinson, first team
2011	Danielle Robinson, HM
2014	Aaryn Ellenberg, HM
2022	Madi Williams, HM

Real Sports Magazine

2001	LaNeisha Caufield, first team
	Stacey Dales, third team

USBWA

2000	Phylesha Whaley, first team
2001	Stacey Dales, first team
2002	Stacey Dales, first team
2006	Courtney Paris, first team
2007	Courtney Paris, first team
2008	Courtney Paris, first team
2009	Courtney Paris, first team

Women's Basketball Journal

1983	Molly McGuire, second team
2000	Phylesha Whaley, first team
2001	Stacey Dales, first team
	LaNeisha Caufield, third team
2002	Stacey Dales, first team
	LaNeisha Caufield
2006	Courtney Paris

Wooden All-American

2006	Courtney Paris
2007	Courtney Paris
2008	Courtney Paris
2009	Courtney Paris

Freshman All-American

1984	Mandy Miller, second team
1999	LaNeisha Caufield, first team

» NATIONAL AWARDS

All-America Coach

1986	Maura McHugh
------	--------------

AP Coach of the Year

2000	Sherrri Coale, runner-up
------	--------------------------

AP Player of the Year

2007	Courtney Paris
------	----------------

Honda Sports Award

2009	Courtney Paris
------	----------------

Wooden Cup

2005	Dionnah Jackson, finalist
2016	Maddie Manning, semifinalist

U.N. NGO Positive Peace

2011	Sherrri Coale and Jan Ross
------	----------------------------

World Neighbors Dignity Award

2012	Sherrri Coale and Jan Ross
------	----------------------------

Naismith Coach of the Year

2001	Sherrri Coale
2002	Sherrri Coale
2022	Jennie Baranczyk, semifinalist

Naismith Player of the Year

2002	LaNeisha Caufield, finalist
	Stacey Dales, finalist
2006	Courtney Paris, finalist
2007	Courtney Paris, finalist
2008	Courtney Paris, finalist
2009	Courtney Paris, finalist

Nancy Lieberman Award

2009	Danielle Robinson, finalist
2010	Danielle Robinson, finalist
2011	Danielle Robinson, finalist

NCAA Oklahoma Woman of the Year

1997	Jenny Bramer
2000	Phylesha Whaley
2002	Stacey Dales

NCAA Woman of the Year

2000	Phylesha Whaley, finalist
------	---------------------------

USBWA Freshman of the Year

2006	Courtney Paris
------	----------------

Wade Trophy

1983	Molly McGuire, finalist
2006	Courtney Paris, finalist
2007	Courtney Paris, finalist
2008	Courtney Paris, finalist
2009	Courtney Paris, finalist
2010	Danielle Robinson, finalist

WBCA Administrator of the Year

2002	Marita Hynes, Associate AD/SWA
------	--------------------------------

WBCA All-Star Challenge

2002	LaNeisha Caufield
	Stacey Dales
2005	Dionnah Jackson

WBCA All-State Good Works

2013	Whitney Hand
------	--------------

WBCA/ESPN 3-Point Contest

2002	Rosalind Ross
------	---------------

WBCA Coach of the Year

2006	Sherrri Coale
------	---------------

WBCA Carol Eckman Award

2013	Jan Ross
------	----------

WBCA Robin Roberts Communication Scholarship

2002	Stacey Dales
------	--------------

WBNS All-Freshman Team

2006	Courtney Paris
------	----------------

WBNS All-Defensive Team

2001	LaNeisha Caufield
2002	LaNeisha Caufield

WBNS Freshman of the Year

2006	Courtney Paris
------	----------------

WBNS Most Underrated

2006	Leah Rush
------	-----------

Women's Basketball Hall of Fame

2016	Sherrri Coale
------	---------------

Women's Wooden Award

2006	Courtney Paris, finalist
2007	Courtney Paris, finalist
2008	Courtney Paris, finalist
2009	Courtney Paris, finalist

WBCA Player of the Month

2006	Courtney Paris, December
	Courtney Paris, March
2007	Courtney Paris, December
	Courtney Paris, February
	Courtney Paris, March
2009	Courtney Paris, December

» REGIONAL HONORS

WBCA District V Team

1983	Molly McGuire
1985	Jacquetta Hurley
1987	LaTrenda Phillips
1988	Jo Mosley
2000	Phylesha Whaley
2001	Stacey Dales
2002	LaNeisha Caufield
	Stacey Dales
2005	Dionnah Jackson
2006	Courtney Paris
2007	Courtney Paris
2008	Courtney Paris
2009	Courtney Paris
2010	Danielle Robinson
2011	Danielle Robinson
2014	Aaryn Ellenberg

WBCA Region 3 All-American

2022	Madi Williams
------	---------------

WBCA District V Coach of the Year

1986	Maura McHugh
2000	Sherrri Coale
2001	Sherrri Coale
2006	Sherrri Coale
2009	Sherrri Coale



» CONFERENCE HONORS

First Team

Big 12 Conference

- 1998 Phylesha Whaley, So.
- 1999 Phylesha Whaley, Jr.
- 2000 Phylesha Whaley, Sr.
- 2001 Stacey Dales, Jr.
- 2002 Stacey Dales, Sr.
- 2005 Dionnah Jackson, Sr.
- 2006 Courtney Paris, Fr.
- 2007 Courtney Paris, So.
- 2008 Courtney Paris, Jr.
- 2009 Ashley Paris, Sr.
- Courtney Paris, Sr.
- Danielle Robinson, So.
- 2010 Danielle Robinson, Jr.
- Amanda Thompson, Sr.
- 2011 Danielle Robinson, Sr.
- 2012 Aaryn Ellenberg, So.
- Whitney Hand, Jr.
- 2013 Aaryn Ellenberg, Jr.
- 2014 Aaryn Ellenberg, Sr.
- 2015 Peyton Little, So.
- 2018 Vionise Pierre-Louis, Sr.
- 2021 Madi Williams, Jr.
- 2022 Taylor Robertson, Sr.
- Madi Williams, Sr.

Big Eight Conference

- 1983 Molly McGuire, Sr.
- 1985 Jacquetta Hurley, Jr.
- Vickie Green, Jr.
- LaTrenda Phillips, So.
- 1986 Jacquetta Hurley, Sr.
- LaTrenda Phillips, Sr.
- 1987 LaTrenda Phillips, Sr.
- 1989 Jo Mosley, Sr.
- 1990 Tami Rogers, Sr.
- 1996 Pam Pennon, Sr.

Second Team

Big 12 Conference

- 2000 LaNeisha Caufield, So.
- Stacey Dales, So.
- 2001 Caton Hill, So.
- LaNeisha Caufield, Jr.
- 2002 LaNeisha Caufield, Jr.
- 2003 Dionnah Jackson, So.
- Chelsi Welch, Fr.
- 2004 Dionnah Jackson, Jr.
- Maria Villarreal, Sr.
- Leah Rush, Jr.
- 2006 Nyeshia Stevenson, Sr.
- 2010 Joanna McFarland, Sr.
- 2013 Morgan Hook, Sr.
- 2014 Goya Carter, So.
- 2015 Kaylon Williams, Jr.
- Kaylon Williams, Sr.
- 2017 Peyton Little, Sr.
- Vionise Pierre-Louis, Jr.
- 2018 Gabbi Ortiz, Sr.
- 2019 Ana Llanusa, So.
- 2021 Taylor Robertson, Jr.

Big Eight Conference

- 1984 Lynn McCurdy, Sr.
- 1986 Vickie Green, Sr.
- 1988 Jo Mosley, Jr.
- 1989 Erika Notzke, Sr.
- 1991 Carin Stites, Jr.
- 1992 Carin Stites, Sr.
- 1994 Angi Guffy, Jr.
- Etta Maytubby, So.
- 1995 Pam Pennon, Jr.
- Mandy Wade, Sr.



» Phylesha Whaley was OU's first three-time Big 12 First Team selection, earning the honors from 1998-00.

Third Team

Big 12 Conference

- 2002 Caton Hill, Jr.
- Rosalind Ross, Sr.

Honorable Mention

Big 12 Conference

- 1997 Phylesha Whaley, Fr.
- 1999 LaNeisha Caufield, Sr.
- Stacey Dales, Sr.
- 2004 Caton Hill, Sr.
- 2006 Britney Brown, Jr.
- Erin Higgins, Jr.
- Chelsi Welch, Jr.
- 2007 Erin Higgins, Sr.
- Leah Rush, Sr.
- Chelsi Welch, Sr.
- 2008 Ashley Paris, Jr.
- Danielle Robinson, Sr.
- Whitney Hand, Fr.
- 2009 Aaryn Ellenberg, Fr.
- 2011 Nicole Griffin, Jr.
- 2013 Morgan Hook, Jr.
- Sharane Campbell, Jr.
- Nicole Griffin, Sr.
- 2015 Sharane Campbell-Olds, Sr.
- 2016 Peyton Little, Jr.
- 2017 Maddie Manning, Sr.
- Gabbi Ortiz, Jr.
- 2018 Ana Llanusa, Fr.
- Maddie Manning, Gr.
- Shaina Pellington, Fr.
- 2020 Taylor Robertson, So.

Big Eight Conference

- 1983 Lynn McCurdy, Jr.
- 1985 Lisa Allison, So.
- 1986 Lisa Allison, Jr.
- Viki Streets, Sr.
- 1988 Margaret McKeon, So.
- 1992 Angi Guffy, Fr.
- 1995 Angi Guffy, Sr.
- Etta Maytubby, Jr.
- 1996 LaNa Jones, Sr.

Player of the Year

Big 12 Conference

- 2000 Phylesha Whaley, Sr.
- 2001 Stacey Dales, Jr.
- 2002 Stacey Dales, Sr.
- 2007 Courtney Paris, So.
- 2008 Courtney Paris, Jr.
- 2009 Courtney Paris, Sr.

Big Eight Conference

- 1983 Molly McGuire, 1983

Newcomer of the Year

- 1996 Yolanda Anderson, Jr.
- 2013 Portia Durrett, Jr.*
- 2015 Peyton Little, So.

* Co-newcomer of the year

Coach of the Year

Big 12 Conference

- 2000 Sherri Coale
- 2001 Sherri Coale
- 2006 Sherri Coale
- 2009 Sherri Coale

Sportsperson of the Year

- 2009 Ashley Paris

Defensive Player of the Year

- 2006 co-Courtney Paris, Fr.
- 2007 Courtney Paris, So.
- 2008 Courtney Paris, Jr.

All-Defensive Team

- 2006 Courtney Paris, Fr.
- 2007 Courtney Paris, So.
- 2008 Courtney Paris, Jr.
- Danielle Robinson, Fr.
- 2009 Courtney Paris, Sr.
- Danielle Robinson, So.
- Danielle Robinson, Jr.
- 2010 Aaryn Ellenberg, Fr.
- 2014 Sharane Campbell, Jr.

Freshman of the Year

- 1999 LaNeisha Caufield
- 2003 Chelsi Welch
- 2006 Courtney Paris
- 2008 Danielle Robinson
- 2009 Whitney Hand
- 2015 Gabbi Ortiz
- 2018 Shaina Pellington



» A four-time All-Big 12 selection, Danielle Robinson was named to the 2010 Final Four All-Tournament Team.

All-Freshman Team

- 2006 Courtney Paris
- 2007 Amanda Thompson
- 2008 Danielle Robinson
- 2009 Whitney Hand
- 2011 Aaryn Ellenberg
- 2012 Sharane Campbell
- 2015 Gabbi Ortiz
- 2017 Chelsea Dungee
- Ana Llanusa
- Shaina Pellington
- 2019 Taylor Robertson
- 2020 Gabby Gregory
- 2021 Nevaeh Tot
- 2022 Kelbie Washington

Sixth Player of the Year

- 2009 Nyeshia Stevenson
- 2012 Sharane Campbell
- 2016 Vionise Pierre-Louis
- 2022 Skylar Vann

All-Tournament Team

- 2001 Stacey Dales
- Rosalind Ross
- Stacey Dales, MVP
- 2002 Dionnah Jackson, MVP
- Caton Hill
- Maria Villarreal
- 2006 Courtney Paris, MVP
- Erin Higgins
- 2007 Courtney Paris, MVP
- Jenna Plumley
- Leah Rush
- Courtney Paris
- 2010 Danielle Robinson
- Amanda Thompson
- 2011 Danielle Robinson
- Whitney Hand
- Madi Williams

Big Eight Conference

- 1978 Joyce Parker
- 1980 Molly McGuire
- 1981 Erin Schreiber, second team
- 1982 Molly McGuire
- Ladanah Sanders
- 1985 Jacquetta Hurley
- 1986 Vickie Green
- 1990 Angie Alexander
- 1992 Angi Guffy
- 1993 Angi Guffy
- 1995 Mandy Wade

» NATIONAL TEAMS

Olympic Games

- 2000 Stacey Dales (Canada)

Junior World University Games

- 2001 Sherri Coale (asst. coach/bronze)

Senior National Team

- 2007 Courtney Paris
- 2008 Courtney Paris

Junior National Team

- 1992 Etta Maytubby
- 2004 Courtney Paris (gold)

Junior National Team Trials

- 2004 Courtney Paris
- Ashley Paris

Pan American Games

- 1999 Stacey Dales (Canada)

R. Williams Jones Cup Trial

- 2000 LaNeisha Caufield

U.S. Olympic Festival

- 1989 Kelli Epps

FIBA U19 World Cup

- 2005 Courtney Paris (gold)
- 2015 Gabbi Ortiz (gold)
- 2017 Shaina Pellington (bronze)

USA U19 World Cup Trials

- 2007 Danielle Robinson
- 2011 Aaryn Ellenberg

FIBA U20 World Cup

- 2006 Courtney Paris (gold)

USA U20 World Cup Trials

- 2006 Ashley Paris
- Courtney Paris
- Amanda Thompson

FIBA U21 World Cup

- 2007 Courtney Paris

USA U21 World Cup Trials

- 2007 Ashley Paris
- Courtney Paris

World University Games

- 2001 Caton Hill
- 2003 Chelsi Welch
- 2009 Danielle Robinson
- 2013 Aaryn Ellenberg
- Sherri Coale (head coach)

World University Games Trials

- 1999 LaNeisha Caufield
- 2001 LaNeisha Caufield
- Caton Hill
- 2005 Leah Rush
- 2009 Danielle Robinson
- Whitney Hand
- 2013 Aaryn Ellenberg

» ALL-TOURNAMENT TEAMS

Final Four All-Tournament Teams

- 2002 Stacey Dales
- 2010 Danielle Robinson

NCAA Regional All-Tournament Teams

- 2002 Stacey Dales, MVP
- LaNeisha Caufield
- Caton Hill
- 2006 Courtney Paris
- 2007 Courtney Paris
- 2009 Courtney Paris, MOP
- Whitney Hand
- Danielle Robinson
- Nyeshia Stevenson, MOP
- 2010 Danielle Robinson
- Amanda Thompson
- Danielle Robinson
- 2011 Danielle Robinson

WNIT All-Tournament Teams

- 1984 Etta Maytubby

HISTORY

HISTORY



» ACADEMIC HONORS

CoSIDA Academic Team Member of the Year

2002 Stacey Dales

CoSIDA Academic All-American

- 1986 Lisa Allison, HM
- 1990 Tami Rogers, HM
- 2001 Stacey Dales, Second Team
- 2002 Stacey Dales, First Team
- 2003 Theresa Jantzen, First Team
- 2004 Caton Hill, Third Team
- 2011 Danielle Robinson, Second Team

CoSIDA Academic All-District

- 1986 Lisa Allison
- 1990 Tami Rogers
- 2001 Stacey Dales
- 2002 Stacey Dales
- Caton Hill
- 2004 Caton Hill
- 2006 Erin Higgins, First Team
- Leah Rush, Second Team
- Chelsi Welch, Second Team
- 2008 Ashley Paris, First Team
- 2009 Danielle Robinson, First Team
- 2011 Danielle Robinson, First Team
- Joanna McFarland, Second Team
- 2012 Whitney Hand, First Team
- 2013 Whitney Hand, First Team
- 2018 Gabbi Ortiz, Second Team

CoSIDA Academic All-America Hall of Fame

2020 Stacey Dales

Academic All-Conference

Big 12 Conference

- 1997 Jenny Bramer First Team
- Shonika Breedlove First Team
- Shontell Brown First Team
- Suzanne Kern HM
- Roxanne Long First Team
- Phylesha Whaley First Team
- Michelle Workman First Team
- 1998 Shonika Breedlove First Team
- Sunny Hardeman First Team
- Roxanne Long First Team
- Desiree Taylor First Team
- Kelley Workman First Team
- Michelle Workman HM
- 1999 LaNeisha Caufield First Team
- Jennifer Cunningham First Team
- Stacey Dales First Team
- Sunny Hardeman HM
- Desiree Taylor First Team
- Michelle Workman First Team
- 2000 Jennifer Cunningham First Team
- Stacey Dales First Team
- Shannon Selmon First Team
- Desiree Taylor First Team
- Phylesha Whaley First Team
- 2001 Jennifer Cunningham First Team
- Stacey Dales First Team
- Caton Hill First Team

- Shannon Selmon First Team
- Desiree Taylor First Team
- 2002 Jen Cunningham First Team
- Stacey Dales First Team
- Caton Hill First Team
- Stephanie Luce First Team
- Kate Scott First Team
- Stephanie Simon First Team
- Jamie Talbert First Team
- 2003 Stephanie Luce First Team
- T. Schuknetct First Team
- Kate Scott First Team
- Lauren Shoush First Team
- Stephanie Simon First Team
- 2004 Laura Andrews Second Team
- Erin Higgins Second Team
- Caton Hill First Team
- Lauren Shoush First Team
- A. Wadsworth First Team
- 2005 Laura Andrews First Team
- Erin Higgins Second Team
- Becky Preston First Team
- Leah Rush Second Team
- Krista Sanchez Second Team
- Lauren Shoush First Team
- A. Wadsworth First Team
- Chelsi Welch Second Team
- 2006 Laura Andrews First Team
- Erin Higgins Second Team
- Kendra Moore Second Team
- Becky Preston First Team
- Leah Rush Second Team
- Krista Sanchez First Team
- Chelsi Welch First Team
- 2007 Erin Higgins First Team
- Leah Rush First Team
- Ashley Paris First Team
- Chelsi Welch First Team
- Kendra Moore Second Team
- 2008 Ashley Paris First Team
- Courtney Paris Second Team
- 2009 Rose Hammond First Team
- Ashley Paris First Team
- Courtney Paris Second Team
- Danielle Robinson First Team
- Amanda Thompson First Team
- Carolyn Winchester First Team
- 2010 Jasmine Hartman Second Team
- Whitney Hand Second Team
- Danielle Robinson First Team
- Lauren Willis Second Team
- 2011 Whitney Hand First Team
- Jasmine Hartman First Team
- Joanna McFarland First Team
- Danielle Robinson First Team
- Carlee Roethlisberger Second Team
- Lauren Willis First Team
- 2012 Whitney Hand First Team
- Joanna McFarland First Team
- 2013 Sharane Campbell First Team
- Nicole Griffin First Team
- Whitney Hand First Team
- Jasmine Hartman First Team
- Joanna McFarland First Team
- 2014 Nicole Griffin First Team
- Morgan Hook First Team
- Nicole Kornet First Team

- 2015 Sharane Campbell First Team
- T'ona Edwards Second Team
- Nicole Kornet First Team
- Peyton Little Second Team
- Maddie Manning First Team
- Whitney Ritchie Second Team
- Derica Wyatt First Team
- 2016 T'ona Edwards First Team
- Shaya Kellogg First Team
- Peyton Little Second Team
- Maddie Manning First Team
- Gabbi Ortiz First Team
- Vionise Pierre-Louis First Team
- McKenna Treece First Team
- LaNesia Williams First Team
- Derica Wyatt First Team
- 2017 Shaya Kellogg Second Team
- Peyton Little First Team
- Maddie Manning First Team
- Gabbi Ortiz First Team
- Vionise Pierre-Louis First Team
- LaNesia Williams Second Team
- McKenna Treece First Team
- 2018 Maddie Manning First Team
- Jjeoma Odimgbe Second Team
- Gabbi Ortiz First Team
- Gileysa Penzo Second Team
- Vionise Pierre-Louis First Team
- McKenna Treece Second Team
- LaNesia Williams First Team
- 2019 Mandy Simpson First Team
- Gileysa Penzo Second Team
- 2020 Mandy Simpson First Team
- Jessi Murcer First Team
- Tatum Veitenheimer Second Team
- Nydia Lampkin First Team
- 2021 Gabby Gregory First Team
- Taylor Robertson First Team
- Mandy Simpson First Team
- Tatum Veitenheimer Second Team
- Liz Scott Second Team
- 2022 Ana Llanusa First Team
- Taylor Robertson First Team
- Gabby Gregory Second Team
- Nydia Lampkin Second Team
- Nevaeh Tot Second Team

Big Eight Conference

- 1985 Lisa Allison
- 1986 Lisa Allison
- 1987 Lisa Allison
- 1988 Lee Brock
- 1989 Tami Rogers
- 1990 Tami Rogers
- 1992 Amanda Hopkins
- 1993 Angi Guffy
- 1994 Sheri Black
- Angi Guffy
- 1995 Sheri Black
- Angi Guffy
- LaNae Jones
- Sharee Mitchum
- 1996 Roxanne Long



Here's your shot. If you want to make a name for yourself as an elite player, you come to the University of Oklahoma. The Sooners have littered the draft board in recent seasons, no more evident than in 2010 when the entire senior class was selected by teams.

Want a chance? Oklahoma players are respected by the league's coaches. When it comes time to pick the final members of their teams, they choose players with leadership and character on and off the court.



First-Round Draft Picks

Oklahoma is second among Big 12 Conference teams with six first-round WNBA picks. The latest of those was Danielle Robinson, who was selected sixth overall in 2011 by the San Antonio Stars. OU has had six players — Stacey Dales, Rosalind Ross, LaNeisha Caufield, Dionnah Jackson, Courtney Paris and Robinson — taken in the first round of the draft since the league's inception.

14 WNBA Draft Picks

A total of 14 Sooners — Caufield, Dales, Whitney Hand, Jackson, Abi Olajuwon, Ashley Paris, Courtney Paris, Robinson, Ross, Leah Rush, Nyeshia Stevenson, Amanda Thompson, Maria Villarroel and Phylesha Whaley — have been drafted into the league.

» OKLAHOMA'S WNBA DRAFT HISTORY

Year	Name	Pos.	Team	Round	Pick
2000	Phylesha Whaley	F	Minnesota	3rd	38th
2002	Stacey Dales	G	Washington	1st	3rd
2002	LaNeisha Caufield	G	Utah	1st	13th
2002	Rosalind Ross	G	Los Angeles	1st	16th
2005	Dionnah Jackson	G	Detroit	1st	13th
2005	Maria Villarroel	F	Phoenix	3rd	27th
2007	Leah Rush	F	Phoenix	3rd	28th
2009	Courtney Paris	C	Sacramento	1st	7th
2009	Ashley Paris	F	Los Angeles	2nd	22nd
2010	Amanda Thompson	F	Tulsa	2nd	16th
2010	Abi Olajuwon	C	Chicago	3rd	28th
2010	Nyeshia Stevenson	F	Phoenix	3rd	36th
2011	Danielle Robinson	G	San Antonio	1st	6th
2013	Whitney Hand	G	San Antonio	3rd	32nd

HISTORY

HISTORY



21

STACEY DALES

JERSEY HONORED NOV. 21, 2014

- ▶ Played in 1998-99, 1999-00, 2000-01 and 2001-02 seasons
- ▶ Two-time AP All-American
- ▶ Two-time Big 12 Player of the Year
- ▶ Two-time All-Big 12 First Team selection (2001 and 2002)
- ▶ Two-time CoSIDA Academic All-American
- ▶ Guided Oklahoma to the Big 12 regular season titles in 2000, 2001 and 2002
- ▶ Led the Sooners to their first Final Four appearance in 2002, helping OU advance to the national title game
- ▶ Holds OU career record for assists (764)
- ▶ Ranks third in school history in double-figure scoring games (104), fourth in games played (133), fifth in steals (250) and seventh in points scored (1,920)
- ▶ Set school record with 248 assists in 2000-01 season
- ▶ Was a member of Canada's 2000 Olympics women's basketball squad
- ▶ Third overall pick by the Washington Mystics in the 2002 WNBA Draft, becoming the highest draft pick in school history

SEASON	G	FG-FGA	PCT	3G-A	PCT	FT-FTA	PCT	REBS	AVG	PTS	AVG
1998-99	29	129-331	.330	24-77	.312	64-97	.660	220	6.9	346	11.9
1999-00	33	153-371	.412	43-122	.352	71-115	.617	168	5.1	420	12.7
2000-01	34	208-439	.476	28-86	.326	97-147	.660	172	5.1	543	16.0
2001-02	36	228-479	.444	41-106	.386	114-145	.786	180	5.0	611	17.0
TOTALS	132	718-1620	.443	136-391	.348	346-504	.687	721	5.5	1920	14.5



3

COURTNEY PARIS

JERSEY HONORED NOV. 10, 2017

- ▶ Played in 2005-06, 2006-07, 2007-08 and 2008-09 seasons
- ▶ First four-time AP All-American in women's college basketball history
- ▶ Three-time Big 12 Player of the Year (2007, 2008, 2009)
- ▶ 2007 AP Player of the Year
- ▶ 2006 Big 12 Freshman of the Year
- ▶ Guided Oklahoma to the Big 12 regular season titles in 2006, 2007 and 2009
- ▶ Led the Sooners to their second Final Four appearance in 2009
- ▶ Holds 20 NCAA and 69 OU records
- ▶ Became the first collegiate player regardless of gender to record 2,500 career points and 2,000 career rebounds
- ▶ Set NCAA record with 112 straight games with a double-double
- ▶ Three-time Big 12 Defensive Player of the Year
- ▶ No. 7 overall pick by the Sacramento Monarchs in the 2009 WNBA Draft

SEASON	G	FG-FGA	PCT	3G-A	PCT	FT-FTA	PCT	REBS	AVG	PTS	AVG
2005-06	36	331-539	.614	0-1	.000	126-262	.481	539	15.0	788	21.9
2006-07	33	318-558	.570	0-4	.000	139-242	.574	526	15.9	775	23.5
2007-08	31	239-426	.561	0-3	.000	100-175	.571	446	15.0	578	18.6
2008-09	37	236-418	.565	0-0	.000	116-201	.577	503	13.6	688	18.6
TOTALS	137	1124-1941	.579	0-8	.000	481-880	.547	2034	14.8	2729	19.9



A

Terri Adams	1980
Angie Alexander	1989-92
Lisa Allison	1984-87
Jaimie Anderson	1998-99
Yolanda Anderson	1996
Laura Andrews	2003-06
Julie Arrington	1975-76

B

Robyn Barkett	1976
Mollie Barnes	1975
Cathy Bassett	1990-91
Toni Bayouth	1976
Dawn Beachler	1990
Ardath Beers	1982-84
Lisa Bittle	1982
Sheri Black	1992-95
Jana Brady	1978
Jenny Bramer	1997
Shonika Breedlove	1997-98
Emily Britt	2000-01
Lee Brock	1985-88
Beth Brown	1989
Britney Brown	2004-07
Shontell Brown	1997-98

C

Julie Callan	1986-87
Sharane Campbell-Olds	2012-15
Toni Campbell	1987-88
Gioya Carter	2014-17
Lindsey Casey	2002
LaNeisha Caufield	1999-2002
Jelena Cerina	2011-12
Dinah Christian	1978
Debbie Clark	1975-76
Lyndsey Croman	2010-11
Nikki Corcoran	1993-96
Karen Coutts	1979
Jennifer Cunningham	1999-2001

D

Stacey Dales	1998-02
Barbie Daugherty	1980
Lorna Derby-Goodnoh	1977, 79
Sandy Douglas-Hetherington	1981-83
Marla Duncan	1990-91
Chelsea Dungee	2017
Tara Dunn	2013
Portia Durrett	2013-14

E

T'ona Edwards	2014-17
Toni Eldridge	1983-84
Aaryn Ellenberg	2011-14
Kelli Epps	1988-92

F

Janet Fajen	1978-79
Jackie Farley	1975
Shirley Fisher	1983-85
Leslie Flemons	1994-95
Cindy Foor	1976
Gale Frazier	1977
Janet Freeman-Southard	1979-82
Cecilia French	1990-91

G

Janet Gabriel	1981
Cathy Gerdes	1982
Felisha Gibbs	2014
Jamie Graves	1993-94
Vickie Green	1985-86
Gabby Gregory	2020-22
Susan Gregg	1979
Nicole Griffin	2011-14
Angi Guffy	1992-95

H

Jennifer Hajek	1995-97
Shannon Hallahan	1990-91
Rose Hammond	2007-09
Whitney Hand	2009-13
Kris Hanson	1989-90
Sunny Hardeman	1998-01
DaShawn Harden	2012
Danielle Harper	1997
Etta Maytubby	1993-96
Jasmine Hartman	2009-11
Amy Hightower	1992-94
Erin Higgins	2003-07
Caton Hill	2000-04
Kelly Hill	1984-85
Kari Holder	1982-83
Morgan Hook	2011-14
Amanda Hopkins	1992
Jacquetta Hurley	1983-86

I

Kelli Inman	1996-97
Dale Ivey	1987-88

J

Dionnah Jackson	2002-05
Sherri Jackson	1976

Terry James	1977
Jacqueline Jeffcoat	2011-12
Cara Jenkins-Gresham	1991
Jana Jobe	1975
Barbara Johnson	1979
Lori Johnson	1991
Kim Jones	1976
LaNaë Jones	1993-96

K

Suzanne Kern	1996
Olive Kehnemund	1978
Shaya Kellogg	2014-16
Nicole Kornet	2013-15
Zuzana Krumlova	1998-99

L

Cindy Ladner	1977
Cheri LaDue	1980
Kelly Lam	2005
Nydia Lampkin	2019-20, 2022
Mary Lane	1977, 1979
Mary Larchey	1975
Gail Lashley	1980
Crystal Lawson	1993-94
Pam Lewis	1977
Bonnie Little	1976
Peyton Little	2015-17
Ana Llanusa	2018-20, 2022
Roxanne Long	1994, 1996-98
Stephanie Luce	2001-03

M

Maddie Manning	2013-18
Terry Marcum	1978
Rhonda Matzke	1990-91
Jamie Mayer	2000
Etta Maytubby	1993-96
Vickie McCann	1978
Lynn McCurdy	1981-84
Joanna McFarland	2010-13
Molly McGuire	1980-83
Margaret McKeon	1987-88
Mandy Miller	1984-85
Sharee Mitchum	1992-95
Mildred Montgomery	1976
Marta Moorman	1978-79
Kendra Moore	2004-07
Karen Morrison	1980-81
Kodi Morrison	2010-11
Jo Mosley	1986-89
Jessi Murcer	2019-20
Brenda Mullins	1977
Nancy Mulkey	2017
Kerri Mulry	1990

HISTORY

HISTORY

N

Shelly Neeley 1986-89
Erika Notzke..... 1986-89

O

Ijeoma Odimgbe..... 2016-19
Abi Olajuwon..... 2007-10
Tina Ogden..... 1988-89
Jennifer Ogle..... 1982-83
Gabbi Ortiz..... 2015-18

P

Cay Papagolos..... 1975
Ashley Paris..... 2006-09
Courtney Paris..... 2006-09
Joyce Parker..... 1978-81
Saundra Parker..... 1977
Carla Pearson..... 1980-83
Shaina Pellington..... 2018-19
Pam Pennon..... 1995-96
Gileysa Penzo..... 2016-19
Kaley Perkins..... 2022
Vionise Pierre-Louis..... 2015-18
Jamie Phillips..... 1995-97
LaTrenda Phillips..... 1984-87
Cynthia Pickens..... 1984-85
Jenna Plumley..... 2007-08
Dana Posey..... 1989-91
Beky Preston..... 2003-06

R

Teresa Ray..... 1978, 1980-81
Morgan Rich..... 2017
Melissa Richie..... 1992-95
Whitney Richie..... 2015
Alice Roach..... 1975
Danielle Robinson..... 2008-11
Carlee Roethlisberger..... 2008-11
Taylor Robertson..... 2019-22
Tami Rogers..... 1987, 1989-90
Rosalind Ross..... 2001-02
Leah Rush..... 2004-07
Laura Rushing..... 1987-90

S

Krista Sanchez..... 2004-07
Ladanah Sanders..... 1980-83
Lori Schenk..... 1996
Erin Schreiber..... 1981
Theresa Jantzen..... 2003
Kate Scott..... 2001-03
Liz Scott..... 2022
Jadrea Seeley..... 2000-01
Shannon Selmon..... 1999-2002



» Jasmine Hartman lettered from 2009-13 and is the program's all-time leader in games played (143).

Debbie Sheppard..... 1977
Lauren Shoush..... 2002-05
Stephanie Simon..... 2001-03
Mandy Simpson..... 2018-21
Robin Smith..... 1990-91
Susan Smith..... 1977
Miranda Stacy..... 1997-99
Nyeshia Stevenson..... 2007-10
Carin Stites..... 1991-92
Jo Stottsberry..... 1976
Viki Streets..... 1985-86
Vee Sutton..... 1976
Emma Svoboda..... 2022
Dee Dee Swan..... 1982

T

Jamie Talbert..... 2001-02
Desiree Taylor..... 1998-01
Tina Taylor..... 1996-97
Shelly Thomas..... 1975
Amanda Thompson..... 2007-10
Taylor Robertson..... 2021-22
McKenna Treece..... 2015-17
Annette Tucker..... 1978
Kennady Tucker..... 2022
Bonita Turner..... 1981-84

V

Skylar Vann..... 2021-22
Misty Van Curen..... 1993-95
Tatum Veitenheimer..... 2019-21
Maria Villarroel..... 2003-04
Jenny Vining..... 2008

W

Mandy Wade..... 1992-95
Antoinette Wadsworth..... 2003-05
Nola Wainohu..... 1999
Casey Walker..... 2003-05
Elissa Walker..... 1990-92
Shelley Waller..... 1980-83
Lisa Watson..... 1978
Kelbie Washington..... 2022
Sharon Webster..... 1990-91
Chelsi Welch..... 2003-07
Michelle West..... 1986
Phylesha Whaley..... 1997-00
Janet Whitehorse..... 1976-77
Susan Whitehorse..... 1976-77
LaDawn Whitlock..... 1978
Eden Williams..... 2013
Kaylon Williams..... 2012-16
LaNesia Williams..... 2015-18
Madi Williams..... 2019-22
Lauren Willis..... 2008-11
Terry Willis..... 1984-88
Aspen Williston..... 2019
Carolyn Winchester..... 2006-09
Kelley Workman..... 1996-99
Michele Workman..... 1996-99
Derica Wyatt..... 2014-17

Z

Pam Zachary..... 1987-88
Katherine Zander..... 2012

Following is a look at Oklahoma's week-by-week position in the AP poll since it began. Starting in the 2001-02 season, the AP provided a preseason (PS) poll. The organization does not release a post-NCAA Tournament poll.

Year	PS	1	2	3	4	5	6	7	8	9	10	11	12	13	14	15	16	17	18	19
1984-85	NP	-	-	-	-	-	-	-	-	-	19	19	-	-	-	-	-	-	-	-
1985-86	NP	-	17	15	14	16	15	13	11	14	14	16	17	16	15	15	19	-	-	-
1992-93	NP	-	-	-	-	-	-	-	-	-	-	-	-	23	-	-	-	-	-	-
1994-95	NP	-	-	-	-	-	-	-	-	-	-	-	25	24	-	25	25	-	-	-
1999-00	NP	-	-	-	-	-	-	-	-	-	-	25	23	22	17	18	24	21	18	18
2000-01	NP	14	14	12	19	15	17	20	22	19	17	13	12	10	10	10	8	7	7	7
2001-02	4	4	3	3	3	3	3	4	3	3	3	4	4	4	4	3	5	4	2	
2002-03	22	23	23	18	15	15	19	19	25	23	22	19	-	-	-	-	-	-	-	-
2003-04	21	21	19	16	14	13	15	15	15	15	15	20	-	-	24	23	17	19	11	
2004-05	22	22	21	-	-	-	-	-	-	-	-	-	-	-	-	-	-	-	-	-
2005-06	25	22	20	16	15	17	20	18	16	7	13	11	9	9	9	9	8	7		
2006-07	3	3	3	3	3	3	3	8	8	8	7	6	9	12	14	13	12	11	9	
2007-08	6	9	9	9	9	9	9	9	8	6	11	11	11	10	10	11	10	11	14	14
2008-09	4	2	4	6	5	6	5	5	4	3	3	2	2	2	2	3	4	4		
2009-10	13	20	20	16	16	15	13	14	14	13	13	11	13	12	11	11	11	12	12	
2010-11	10	11	11	11	13	12	15	15	19	15	14	13	13	14	14	16	18	21	21	
2011-12	13	13	12	18	24	-	-	-	-	-	-	-	-	-	-	-	-	-	-	-
2012-13	12	11	13	12	13	12	18	18	17	16	16	20	21	23	22	-	-	-	-	-
2013-14	11	11	10	18	17	20	20	25	25	RV	RV	-	RV	RV	RV	-	-	-	-	-
2014-15	RV	RV	RV	-	RV	RV	-	-	-	RV	RV	24	RV	RV	RV	RV	RV	-	-	-
2015-16	17	17	21	21	17	17	18	17	14	19	19	21	20	21	20	23	24	24		
2016-17	16	16	13	12	19	20	20	24	20	22	20	20	18	19	19	16	19	22	23	
2017-18	22	21	RV	RV	RV	RV	RV	-	-	-	-	-	-	-	RV	RV	-	-	-	-
2018-19	-	-	-	-	-	-	-	-	-	-	-	-	-	-	-	-	-	-	-	-
2019-20	-	-	-	-	-	-	-	-	-	-	-	-	-	-	-	-	-	-	-	-
2020-21	-	-	-	-	-	-	-	-	-	-	-	-	-	-	-	-	-	-	-	-
2021-22	RV	RV	RV	RV	RV	RV	RV	RV	RV	23	23	14	18	18	12	15	20	19	21	22

NP - No poll



» The 1999-00 Sooners became the first team of the Coale era to appear in the AP Poll. Oklahoma has appeared in the AP Poll 19 times since the turn of the century.



Following is a look at Oklahoma's week-by-week position in the USA Today Coaches poll since it began in the 1984-85 season. Starting in the 2000-01 season, USA Today provided a preseason (PS) poll.

Year	PS	1	2	3	4	5	6	7	8	9	10	11	12	13	14	15	16	17	18	19	
1984-85	NP	-	21	20	21	21	22	23	-	-	-	-	-	-	-	-	-	-	-	-	-
1985-86	NP	15	14	13	17	16	13	12	17	13	16	17	16	15	17	18	18	-	-	-	-
1999-00	NP	-	-	-	-	-	-	-	-	-	25	22	20	25	22	21	22	13	-	-	-
2000-01	17	13	18	16	15	17	17	16	15	13	12	11	10	8	8	7	7	10	-	-	-
2001-02	5	5	4	4	4	4	4	5	3	2	2	4	4	3	3	3	5	4	2	2	-
2002-03	19	25	22	18	17	16	20	19	22	13	22	18	21	20	-	-	-	-	-	-	-
2003-04	21	22	20	17	16	15	16	16	16	16	15	21	24	24	22	23	19	20	13	18	-
2004-05	25	25	23	-	-	-	-	-	-	-	-	-	-	-	-	-	-	-	-	-	-
2005-06	25	22	23	19	17	15	16	20	16	17	14	13	12	9	9	8	8	8	8	8	-
2006-07	3	3	3	3	3	3	3	7	7	7	6	6	8	9	11	11	11	10	9	9	-
2007-08	6	8	11	9	9	9	9	9	8	6	10	11	10	10	10	10	11	19	-	-	-
2008-09	7	4	4	6	6	6	5	5	3	3	2	2	2	2	2	3	3	4	4	4	-
2009-10	8	16	17	17	16	15	15	15	15	13	13	12	13	12	11	10	12	12	12	12	-
2010-11	9	10	15	11	11	12	114	14	17	14	13	12	11	12	15	15	17	20	15	15	-
2011-12	16	14	14	18	23	-	-	-	-	-	-	-	-	-	-	-	-	-	-	-	-
2012-13	14	11	13	12	12	13	18	17	16	14	14	19	20	19	19	25	-	-	-	23	-
2013-14	14	13	13	16	15	19	19	24	22	22	RV	RV	RV	RV	RV	-	-	-	-	-	-
2014-15	RV	RV	RV	-	-	-	-	-	-	-	RV	RV	RV	RV	RV	RV	-	-	-	RV	-
2015-16	18	24	24	22	22	18	17	19	19	19	17	19	20	19	21	21	23	22	23	23	-
2016-17	16	16	12	12	20	22	21	24	24	25	20	20	22	20	19	16	19	20	21	21	-
2017-18	21	21	21	RV	RV	-	-	-	-	-	-	-	-	-	-	-	-	-	-	-	-
2018-19	-	-	-	-	-	-	-	-	-	-	-	-	-	-	-	-	-	-	-	-	-
2019-20	-	-	-	-	-	-	-	-	-	-	-	-	-	-	-	-	-	-	-	-	-
2020-21	-	-	-	-	-	-	-	-	-	-	-	-	-	-	-	-	-	-	-	-	-
2021-22	RV	RV	RV	RV	RV	RV	RV	RV	RV	25	25	19	21	18	15	15	19	19	19	19	19

NP - No poll



» The 2008-09 Sooners reached No. 2 in the USA Today Coaches Poll, matching OU's highest ranking ever.



HOME COURT ADVANTAGE


It's recognized as one of the toughest gyms in college basketball and since Oklahoma women's basketball began playing in the Lloyd Noble Center in 1976, the Sooners have made plenty of memories there. Stacey Dales, Aaryn Ellenberg, Courtney Paris, Danielle Robinson and Phylesha Whaley are just a few that have graced the court and started for the Sooners.

It's where OU set a school record with 26 consecutive home wins during a three-year stretch from 1984-86. The Lloyd Noble Center has been the foundation of the program's significant growth over the last 25 years.

The Sooners are 434-159 all-time at the Lloyd Noble Center with over 1.7 million fans walking through the facility's doors.

OU'S LARGEST VICTORY MARGINS AT LOYD NOBLE CENTER

Margin	Score	Opponent	Date
+73	121-48	Central Arkansas	12-20-07
+72	121-49	Prairie View A&M	11-29-90
+70	105-35	Prairie View A&M	12-14-91
+66	103-37	Jackson State	12-7-98
+66	118-52	Arkansas Pine-Bluff	12-29-10
+64	89-25	North Carolina Central	1-4-09
+62	117-55	Sacramento State	11-13-11
+60	101-41	Prairie View A&M	12-12-92
+59	104-45	Oklahoma Baptist	11-30-78
+59	91-32	Tulsa	12-11-86
+59	105-46	UMES	12-15-13
+57	93-36	Arkansas State	12-2-07
+52	94-42	Tulsa	12-21-08
+51	99-48	Oral Roberts	2-10-94
+50	87-37	Oklahoma State	1-17-04
+50	100-50	San Diego	1-15-83
+50	110-60	Emporia State	1-4-84
+50	116-66	UTRGV	11-26-10



» LNC YEARLY ATTENDANCE FIGURES

Year	Season Record	LNC Games	LNC Record	LNC Attend.	Attend. Avg.
1975-76	3-14	4	2-2	-	-
1976-77	4-20	8	1-7	-	-
1977-78	20-12	12	9-3	-	-
1978-79	13-16	10	5-5	-	-
1979-80	17-16	11	6-5	-	-
1980-81	21-11	9	9-0	-	-
1981-82	17-14	16	12-4	-	-
1982-83	17-11	16	14-2	-	-
1983-84	22-10	12	10-2	-	-
1984-85	23-7	12	12-0	-	-
1985-86	24-7	10	9-1	-	-
1986-87	18-10	11	8-3	-	-
1987-88	14-13	11	7-4	-	-
1988-89	11-16	10	5-5	-	-
1989-90	7-22	11	3-8	-	-
1990-91	10-18	12	7-5	-	-
1991-92	17-12	16	11-5	-	-
1992-93	12-15	11	6-5	-	-
1993-94	18-12	12	9-3	-	-
1994-95	22-9	11	9-2	-	-
1995-96	12-15	12	7-5	-	-
1996-97	5-22	9	1-8	18,084	842
1997-98	8-19	12	5-7	18,692	815
1998-99	15-14	13	10-3	20,257	1,192
1999-00	25-8	15	13-2	39,880	2,539
2000-01	28-6	12	11-1	40,169	6,530
2001-02	32-4	12	12-0	70,048	4,837
2002-03	19-13	12	8-4	63,560	4,352
2003-04	24-9	13	10-3	73,981	4,815
2004-05	17-13	13	9-4	74,032	5,098
2005-06	31-5	13	12-1	99,233	8,857
2006-07	28-5	12	10-2	125,732	10,979
2007-08	22-9	14	12-2	129,527	9,686
2008-09	32-5	16	15-1	140,564	8,159
2009-10	27-11	12	9-3	97,818	9,213
2010-11	23-12	17	15-2	93,322	6,207
2011-12	21-13	16	11-5	99,742	7,098
2012-13	24-11	17	13-4	102,061	6,123
2013-14	18-5	19	14-5	107,015	4,647
2014-15	21-12	13	12-1	68,636	4,115
2015-16	22-11	14	11-3	66,769	4,769
2016-17	23-10	16	14-2	67,200	4,200
2017-18	16-15	14	10-4	53,550	3,825
2018-19	8-22	14	6-8	50,651	3,617
2019-20	12-18	17	9-8	38,321	2,255
2020-21	12-12	13	7-6	8,807	722
2021-22	25-9	18	14-4	43,244	2,353
Totals	862-597	593	434-159	1,743,425	2,940

HISTORY

HISTORY



» GRIFFIN FAMILY PERFORMANCE CENTER

Want to train at the nation's premier basketball facility for strength and performance? Oklahoma is the place for you.

NBA star Blake Griffin committed in August 2016 to help financially support the construction of the approximately 18,400-gross-square foot training center. The addition, which was built south of the men's and women's basketball's two existing practice gyms and helps enhance strength training facilities for both men's and women's programs, as well other Sooner student-athletes, is called the Griffin Family Performance Center. The approximate total cost of the project was \$7 million.

"We are grateful for Blake Griffin and his family for the mark they are leaving on the University of Oklahoma and our basketball programs," former OU women's basketball head coach Sherri Coale. "Their generosity will impact OU student-athletes for years to come and give many unparalleled opportunities for success. This training facility will be help our student-athletes reach their full potential and allow our teams to continue to compete at a championship level."

"Being a Sooner is more than just what you do in competition," said Griffin, who was the 2009 consensus national player of the year and the No. 1 overall pick in that year's NBA Draft. "I am thankful to have had the opportunity to play OU basketball, which has a legacy of people that have made it great. College is such a critical time in an athlete's playing career and it's my honor to help give the men's and women's teams the resources and technology that will give them the best opportunity to succeed. I am humbled that OU has chosen to name this facility after me, and I am really excited to see this high-performance training center come to life."

The Griffin Family Performance Center is the first of its kind among the nation's collegiate basketball programs. Some of the many features include basketball training courts, free weights, indoor turf, outdoor turf with sand pit, spaces for plyometric and cardiovascular training, cardio and strength testing, locker rooms, an exam and recovery area, a fueling station, a multi-purpose room and overhead fresh-air doors.



2022-23

0	Beatrice Culliton	C	6-3	Fr.	Overland Park, Kan.
1	Nevaeh Tot	G	5-3	Jr.	McKinney, Texas
2	Reyna Scott	G	5-10	Fr.	New York City, N.Y.
4	Kennady Tucker	G	5-10	Sr.	Little Rock, Ark.
5	Kiersten Johnson	F	6-4	Fr.	Duncanville, Texas
10	Kelbie Washington	G	5-7	So.	Norman, Okla.
11	Kayla Cooper	G	5-9	Fr.	Plano, Texas
13	Jordan Moser	F	6-1	Sr.	Norman, Okla.
20	Aubrey Joens	G	5-9	Jr.	Iowa City, Iowa
22	Ana Llanusa	G	6-0	RSr.	Choctaw, Okla.
23	Kaley Perkins	G	6-0	So.	Houston, Texas
24	Skylar Vann	F	6-0	Jr.	Edmond, Okla.
25	Madi Williams	G	6-0	RSr.	Fort Worth, Texas
30	Taylor Robertson	G	6-0	RSr.	McPherson, Kan.
33	Emma Svoboda	C	6-3	So.	La Quinta, Calif.
34	Liz Scott	F	6-2	Sr.	Houston, Texas

2021-22

1	Nevaeh Tot	G	5-2	So.	McKinney, Texas
4	Kennady Tucker	G	5-10	Jr.	Little Rock, Ark.
10	Kelbie Washington	G	5-6	Fr.	Norman, Okla.
12	Gabby Gregory	G	5-11	Jr.	Tulsa, Okla.
13	Jordan Moser	F	6-1	Jr.	Norman, Okla.
14	Bre'yon White	F	5-11	Fr.	Pearland, Texas
21	Nydia Lampkin	C	6-3	Sr.	Palm Bay, Fla.
22	Ana Llanusa	G	5-11	RSr.	Choctaw, Okla.
23	Kaley Perkins	G	6-0	Fr.	Houston, Texas
24	Skylar Vann	F	5-11	So.	Edmond, Okla.
25	Madi Williams	G	5-11	So.	Fort Worth, Texas
30	Taylor Robertson	G	5-11	Sr.	McPherson, Kan.
33	Emma Svoboda	C	6-3	Fr.	La Quinta, Calif.
34	Liz Scott	F	6-2	Jr.	Houston, Texas

2020-21

1	Nevaeh Tot	G	5-3	Fr.	McKinney, Texas
3	Mandy Simpson	F	6-1	Sr.	Boise, Id.
12	Gabby Gregory	G	6-0	So.	Tulsa, Okla.
15	Heavenly Greer	F	6-3	Fr.	Phoenix, Ariz.
22	Ana Llanusa	G	6-0	Sr.	Choctaw, Okla.
24	Skylar Vann	G	5-10	Fr.	Edmond, Okla.
25	Madi Williams	G/F	6-0	Jr.	Fort Worth, Texas
30	Taylor Robertson	G	5-7	Jr.	McPherson, Kan.
32	Tatum Veltenheimer	G	5-8	Jr.	Windthorst, Texas
34	Liz Scott	F	6-2	So.	Houston, Texas

2019-20

0	Jessi Murcer	G	5-7	So.	Moore, Okla.
3	Mandy Simpson	F	6-0	Jr.	Boise, Idaho
12	Gabby Gregory	G	6-0	Fr.	Tulsa, Okla.
13	Chloe Bloom	F/C	6-3	RFr.	Sydney, Australia
21	Nydia Lampkin	F	6-3	So.	Palm Bay, Fla.
22	Ana Llanusa	G	6-0	Jr.	Choctaw, Okla.
23	Ashlynn Dunbar	G	6-0	RJr.	Seabrook, Texas
25	Madi Williams	G/F	6-0	So.	Fort Worth, Texas
30	Taylor Robertson	G	5-7	So.	McPherson, Kan.
31	Aspen Williston	C	6-4	So.	Broken Bow, Okla.
32	Tatum Veltenheimer	G	5-8	So.	Windthorst, Texas
34	Liz Scott	F	6-2	Fr.	Tomball, Texas

2018-19

0	Jessi Murcer	G	5-7	Fr.	Moore, Okla.
3	Mandy Simpson	F	6-0	So.	Boise, Idaho
4	Clary Donica	F	6-0	Fr.	Ardmore, Okla.
12	Gileysa Penzo	G	5-9	RSO.	Guaynabo, P.R.
14	Shaina Pellington	G	5-7	So.	Pickering, Ontario
21	Nydia Lampkin	F	6-3	Fr.	Palm Bay, Fla.
22	Ana Llanusa	G	6-0	So.	Choctaw, Okla.
24	Ijeoma Odimgbe	F	6-4	Sr.	Savannah, Ga.
25	Madi Williams	G/F	6-0	Fr.	Fort Worth, Texas
30	Taylor Robertson	G	5-7	Fr.	McPherson, Kan.
31	Aspen Williston	C	6-4	Fr.	Broken Bow, Okla.
32	Tatum Veltenheimer	G	5-8	Fr.	Windthorst, Texas

2017-18

0	Vionise Pierre-Louis	C	6-4	Sr.	Lake Worth, Fla.
1	LaNesha Williams	G	5-7	Fr.	Oklahoma City, Okla.
3	Mandy Simpson	F	6-1	Sr.	Boise, Idaho
11	Morgan Rich	G	5-10	RSo.	Scottsville, Ky.
12	Gileysa Penzo	G	5-9	RJr.	Guaynabo, P.R.
14	Shaina Pellington	G	5-7	Fr.	Pickering, Ontario
21	Gabbi Ortiz	G	5-9	Sr.	Racine, Wis.
22	Ana Llanusa	G	6-0	Fr.	Choctaw, Okla.
23	Maddie Manning	G	6-2	Gr.	Ankeny, Iowa
24	Ijeoma Odimgbe	F	6-4	Jr.	Savannah, Ga.
30	McKenna Treece	C	6-4	Sr.	St. Peters, Mo.

2016-17

0	Vionise Pierre-Louis	C	6-4	Jr.	Lake Worth, Fla.
1	LaNesha Williams	G	5-7	Jr.	Oklahoma City, Okla.
2	T'ona Edwards	G	5-5	Sr.	Spencer, Okla.
3	Derica Wyatt	G	5-10	Sr.	Brentwood, Tenn.
10	Peyton Little	G	5-11	RSr.	Abilene, Texas
11	Morgan Rich	G	5-10	RFr.	Scottsville, Ky.
12	Gileysa Penzo	G	5-9	RSo.	Guaynabo, P.R.
21	Gabbi Ortiz	G	5-9	Jr.	Racine, Wis.
22	Shaya Kellogg	F	6-2	Sr.	Ames, Iowa
23	Maddie Manning	G	6-2	RSr.	Ankeny, Iowa
24	Ijeoma Odimgbe	F	6-4	So.	Savannah, Ga.
25	Gioya Carter	G	5-9	Sr.	Midwest City, Okla.
30	McKenna Treece	C	6-4	Jr.	St. Peters, Mo.
32	Nancy Mulkey	C	6-9	Fr.	Cypress, Texas
33	Chelsea Dungee	G	5-11	Fr.	Sapulpa, Okla.

2015-16

0	Vionise Pierre-Louis	C	6-4	So.	Lake Worth, Fla.
1	Morgan Rich	G	5-10	Fr.	Scottsville, Ky.
2	T'ona Edwards	G	5-5	Jr.	Spencer, Okla.
10	Peyton Little	G	5-11	RJr.	Abilene, Texas
11	Derica Wyatt	G	5-10	Jr.	Brentwood, Tenn.
12	Gileysa Penzo	G	5-9	RFr.	Guaynabo, P.R.
21	Gabbi Ortiz	G	5-9	So.	Racine, Wis.
22	Shaya Kellogg	F	6-2	Jr.	Ames, Iowa
23	Maddie Manning	G	6-2	RJr.	Ankeny, Iowa
24	Ijeoma Odimgbe	F	6-4	Fr.	Savannah, Ga.
25	Gioya Carter	G	5-9	Jr.	Midwest City, Okla.
30	McKenna Treece	C	6-4	So.	St. Peters, Mo.
32	LaNesha Williams	G	5-7	So.	Oklahoma City, Okla.
42	Kaylon Williams	F	6-3	RSr.	Midwest City, Okla.



» Joanna McFarland averaged 10.5 rebounds per game during the 2012-13 season, which ranks sixth in OU single-season history.

HISTORY

HISTORY

2014-15

0	Vionise Pierre-Louis	C	6-4	Fr.	Lake Worth, Fla.
1	Nicole Kornet	G	6-1	Jr.	Lantana, Texas
2	T'ona Edwards	G	5-5	So.	Spencer, Okla.
10	Peyton Little	G	5-11	RSO.	Abilene, Texas
11	Derica Wyatt	G	5-10	So.	Brentwood, Tenn.
12	Gileysa Penzo	G	5-9	Fr.	Guaynabo, P.R.
13	Whitney Ritchie	G	5-8	Sr.	Oklahoma City, Okla.
21	Gabbi Ortiz	G	5-9	Fr.	Racine, Wis.
22	Shaya Kellogg	F	6-2	So.	Ames, Iowa
23	Maddie Manning	G	6-2	RSO.	Ankeny, Iowa
24	Sharane Campbell-Olds	G	5-10	Sr.	Spencer, Okla.
25	Gioya Carter	G	5-9	So.	Midwest City, Okla.
30	McKenna Treece	C	6-4	Fr.	St. Peters, Mo.
32	LaNesia Williams	G	5-7	Fr.	Oklahoma City, Okla.
42	Kaylon Williams	F	6-3	RJr.	Midwest City, Okla.

2013-14

1	Nicole Kornet	G	6-1	So.	Lantana, Texas
2	T'ona Edwards	G	5-5	Fr.	Spencer, Okla.
3	Aaryn Ellenberg	G	5-7	Sr.	Las Vegas, Nev.
4	Nicole Griffin	C	6-6	Sr.	Milwaukee, Wis.
10	Morgan Hook	G	5-10	Sr.	Lowell, Ark.
11	Derica Wyatt	G	5-10	Fr.	Brentwood, Tenn.
22	Shaya Kellogg	F	6-2	Fr.	Ames, Iowa
23	Maddie Manning	G	6-2	RFr.	Ankeny, Iowa
24	Sharane Campbell	G	5-10	Jr.	Spencer, Okla.
25	Gioya Carter	G	5-9	Fr.	Midwest City, Okla.
30	Peyton Little	G	5-11	So.	Abilene, Texas
31	Portia Durrett	F	6-1	Sr.	Louisville, Ky.
42	Kaylon Williams	F	6-3	RSO.	Midwest City, Okla.
43	Felisha Gibbs	F	6-2	Fr.	Parkin, Ark.

2012-13

1	Nicole Kornet	G	6-1	Fr.	Lantana, Texas
3	Aaryn Ellenberg	G	5-7	Jr.	Las Vegas, Nev.
4	Nicole Griffin	C	6-6	Jr.	Milwaukee, Wis.
10	Morgan Hook	G	5-10	Jr.	Lowell, Ark.
23	Maddie Manning	G	6-2	Fr.	Ankeny, Iowa
24	Sharane Campbell	G	5-10	So.	Spencer, Okla.
25	Whitney Hand	G	6-1	RSr.	Fort Worth, Texas
31	Portia Durrett	F	6-1	Jr.	Louisville, Ky.
33	Eden Williams	G	5-3	RSO.	Amarillo, Texas
42	Kaylon Williams	F	6-3	So.	Midwest City, Okla.
43	Tara Dunn	F	6-2	RFr.	Poth, Texas
44	Lyndsey Cioman	C	6-3	RJr.	San Antonio, Texas
45	Jasmine Hartman	G	5-10	RSr.	Houston, Texas
53	Joanna McFarland	F/C	6-3	Sr.	Derby, Kan.

2011-12

3	Aaryn Ellenberg	G	5-7	So.	Las Vegas, Nev.
4	Nicole Griffin	C	6-6	Fr.	Milwaukee, Wis.
10	Morgan Hook	G	5-10	So.	Lowell, Ark.
12	Jelena Cerina	C	6-5	Sr.	Vrsac, Serbia
20	Katherine Zander	F	6-4	Fr.	Orange Park, Fla.
22	DaShawn Harden	G	5-9	Fr.	Olathe, Kan.
24	Sharane Campbell	G	5-10	Fr.	Spencer, Okla.
25	Whitney Hand	G	6-1	RJr.	Fort Worth, Texas
34	Jacqueline Jeffcoat	F	6-2	So.	Plano, Texas
42	Kaylon Williams	F	6-3	Fr.	Midwest City, Okla.
44	Lyndsey Cioman	F/C	6-3	Jr.	San Antonio, Texas
45	Jasmine Hartman	G	5-10	Sr.	Houston, Texas
53	Joanna McFarland	F/C	6-3	Jr.	Derby, Kan.

2010-11

3	Aaryn Ellenberg	G	5-7	Fr.	Las Vegas, Nev.
4	Nicole Griffin	C	6-6	Fr.	Milwaukee, Wis.
10	Carlee Roethlisberger	F	6-1	Sr.	Findlay, Ohio
12	Jelena Cerina	C	6-5	Jr.	Vrsac, Serbia
13	Danielle Robinson	G	5-9	Sr.	San Jose, Calif.
14	Lauren Willis	G	5-11	Sr.	Overland Park, Kan.
22	Morgan Hook	G	5-10	Fr.	Lowell, Ark.
25	Whitney Hand	G	6-1	RSO.	Fort Worth, Texas
31	Kodi Morrison	G	5-8	So.	Seminole, Okla.
34	Jacqueline Jeffcoat	F/C	6-2	Fr.	Plano, Texas
44	Lyndsey Cioman	F/C	6-3	So.	San Antonio, Texas
45	Jasmine Hartman	G	5-10	Jr.	Houston, Texas
53	Joanna McFarland	F/C	6-3	So.	Derby, Kan.

2009-10

1	Nyeshia Stevenson	F	5-9	Sr.	Little Rock, Ark.
10	Carlee Roethlisberger	F	6-1	Jr.	Findlay, Ohio
13	Danielle Robinson	G	5-9	Jr.	San Jose, Calif.
14	Lauren Willis	G	5-11	Jr.	Overland Park, Kan.
21	Amanda Thompson	F	6-0	Sr.	Chicago, Ill.
25	Whitney Hand	G	6-1	So.	Fort Worth, Texas
31	Kodi Morrison	G	5-8	Fr.	Yarnum, Okla.
34	Abi Olajuwon	C	6-4	Sr.	Los Angeles, Calif.
44	Lyndsey Cioman	C	6-2	Fr.	San Antonio, Texas
45	Jasmine Hartman	G	5-11	So.	Houston, Texas
53	Joanna McFarland	F/C	6-3	Fr.	Derby, Kan.

2008-09

1	Nyeshia Stevenson	F	5-9	Jr.	Little Rock, Ark.
3	Courtney Paris	C	6-4	Sr.	Piedmont, Calif.
4	Abi Olajuwon	C	6-4	Jr.	Los Angeles, Calif.
5	Ashley Paris	F	6-3	Sr.	Piedmont, Calif.
10	Carlee Roethlisberger	F	6-1	So.	Findlay, Ohio
13	Danielle Robinson	G	5-9	So.	San Jose, Calif.
14	Lauren Willis	G	5-11	So.	Overland Park, Kan.
15	Carolyn Winchester	F/C	5-11	Sr.	Washington, Okla.
21	Amanda Thompson	F	6-0	Jr.	Chicago, Ill.
25	Whitney Hand	G	6-1	Fr.	Fort Worth, Texas
31	Rose Hammond	G	5-9	Jr.	Depew, Okla.
45	Jasmine Hartman	G	5-11	Fr.	Houston, Texas
53	Jenny Vining	G	5-9	So.	Marshall, Ark.

2007-08

1	Nyeshia Stevenson	F	5-9	So.	Little Rock, Ark.
2	Jenny Vining	G	5-9	Fr.	Marshall, Ark.
3	Courtney Paris	C	6-4	Jr.	Piedmont, Calif.
4	Abi Olajuwon	C	6-4	So.	Los Angeles, Calif.
5	Ashley Paris	F/C	6-3	Jr.	Piedmont, Calif.
10	Carlee Roethlisberger	F	6-1	Fr.	Findlay, Ohio
11	Jenna Plumley	G	5-4	So.	Red Rock, Okla.
13	Danielle Robinson	G	5-9	Fr.	San Jose, Calif.
14	Lauren Willis	G	5-11	Fr.	Overland Park, Kan.
15	Carolyn Winchester	F/C	5-11	Jr.	Washington, Okla.
21	Amanda Thompson	F	6-0	So.	Chicago, Ill.
31	Rose Hammond	G	5-9	So.	Depew, Okla.

2006-07

1	Nyeshia Stevenson	F	5-9	Fr.	Little Rock, Ark.
3	Courtney Paris	C	6-4	So.	Piedmont, Calif.
4	Abi Olajuwon	C	6-3	Fr.	Los Angeles, Calif.
5	Ashley Paris	F	6-3	So.	Piedmont, Calif.
11	Jenna Plumley	PG	5-4	Fr.	Red Rock, Okla.
15	Carolyn Winchester	F	5-11	So.	Washington, Okla.
20	Kendra Moore	PG	5-5	Sr.	Ardmore, Okla.
21	Amanda Thompson	F	6-0	Fr.	Chicago, Ill.
22	Chelsi Welch	G	5-9	Sr.	Plainview, Texas
24	Leah Rush	F	6-1	Sr.	Amarillo, Texas
31	Rose Hammond	G	5-9	Fr.	Depew, Okla.
32	Krista Sanchez	F	6-1	Sr.	Springdale, Ark.
33	Britney Brown	PG	5-8	Sr.	Norman, Okla.
34	Erin Higgins	G	5-9	Sr.	Oklahoma City, Okla.

2005-06

3	Courtney Paris	C	6-4	Fr.	Piedmont, Calif.
5	Ashley Paris	C/F	6-3	Fr.	Piedmont, Calif.
11	Laura Andrews	G/F	6-3	Sr.	Washington, Okla.
14	Beky Preston	C	6-3	Sr.	Albuquerque, N.M.
15	Carolyn Winchester	F	5-11	Fr.	Washington, Okla.
20	Kendra Moore	G	5-5	Jr.	Ardmore, Okla.
22	Chelsi Welch	G	5-9	Jr.	Plainview, Texas
24	Leah Rush	F	6-1	Jr.	Amarillo, Texas
32	Krista Sanchez	F	6-1	Jr.	Springdale, Ark.
33	Britney Brown	G	5-8	Jr.	Norman, Okla.
34	Erin Higgins	G	5-9	Jr.	Oklahoma City, Okla.

2004-05

0	Chelsi Welch	G	5-9	So.	Plainview, Texas
11	Laura Andrews	G/F	6-0	Jr.	Washington, Okla.
12	Lauren Shoush	G	5-11	Sr.	Oklahoma City, Okla.
14	Beky Preston	C	6-3	Jr.	Albuquerque, N.M.
15	Kelly Lam	C	6-3	Fr.	Milwaukee, Wis.
20	Kendra Moore	G	5-5	So.	Ardmore, Okla.
24	Leah Rush	F	6-1	So.	Amarillo, Texas
31	Antoinette Wadsworth	F	5-11	Jr.	Grand Prairie, Texas
32	Krista Sanchez	F	6-1	So.	Springdale, Ark.
33	Britney Brown	G	5-8	So.	Norman, Okla.
34	Erin Higgins	G	5-9	So.	Oklahoma City
35	Dionnah Jackson	G	5-9	Sr.	St. Louis, Mo.
50	Casey Walker	C	6-3	So.	Houston, Texas

2003-04

0	Chelsi Welch	G	5-9	So.	Plainview, Texas
5	Maria Villarreal	G	5-8	Sr.	Margarita, Venezuela
10	Caton Hill	F	6-1	Sr.	Ada, Okla.
11	Laura Andrews	G	6-0	So.	Washington, Okla.
12	Lauren Shoush	G	5-11	Jr.	Oklahoma City, Okla.
14	Beky Preston	C	6-3	So.	Albuquerque, N.M.
20	Kendra Moore	G	5-5	Fr.	Ardmore, Okla.
24	Leah Rush	F	6-1	Fr.	Amarillo, Texas
31	Antoinette Wadsworth	F	5-11	So.	Grand Prairie, Texas
21	Stacey Dales	F	6-0	Fr.	Springdale, Ark.
23	Jadrea Seeley	G	6-2	Fr.	Norman, Okla.
32	Erin Higgins	F	6-0	Fr.	Oklahoma City, Okla.
33	Kate Scott	F	5-10	Fr.	Overland Park, Kan.
34	Phylesha Whaley	F	5-10	Sr.	Slaton, Texas
40	Shannon Selmon	F	6-1	So.	Norman, Okla.
43	Jamie Mayer	G	5-9	Fr.	Elk City, Okla.

2002-03

0	Chelsi Welch	G	5-9	Fr.	Plainview, Texas
4	Stephanie Luce	G	5-6	So.	Southlake, Texas
5	Maria Villarreal	G	5-8	Jr.	Margarita, Venezuela
10	Caton Hill	F	6-1	Jr.	Ada, Okla.
11	Stephanie Simon	G	6-0	Jr.	Clinton, Okla.
12	Lauren Shoush	G	5-11	Fr.	Oklahoma City, Okla.
14	Beky Preston	C	6-3	Fr.	Albuquerque, N.M.
22	Theresa Jantzen	F/C	6-3	Jr.	Medicine Hat, Alberta
31	Antoinette Wadsworth	G/F	5-11	Fr.	Grand Prairie, Texas
33	Laura Andrews	G/F	6-0	Fr.	Washington, Okla.
34	Erin Higgins	G	5-9	Fr.	Oklahoma City
35	Dionnah Jackson	G	5-9	Fr.	St. Louis, Mo.
50	Casey Walker	C	6-3	Fr.	Houston, Texas
51	Kate Scott	G	5-10	Jr.	Kansas City, Kan.

2001-02

4	Stephanie Luce	G	5-6	So.	Southlake, Texas
10	Caton Hill	F	6-1	Jr.	Ada, Okla.
11	Stephanie Simon	G	6-0	Jr.	Clinton, Okla.
12	Lauren Shoush	G	5-11	Fr.	Oklahoma City, Okla.
15	Jennifer Cunningham	C	6-3	Sr.	Kingston, Ontario
20	LaNeshea Caulfield	G	5-9	Sr.	Ada, Okla.
21	Stacey Dales	G	6-0	Sr.	Brockville, Ontario
22	Theresa Jantzen	F/C	6-3	Jr.	Medicine Hat, Alberta
31	Antoinette Wadsworth	G/F	5-11	Fr.	Grand Prairie, Texas
33	Rosalind Ross	G	5-9	Sr.	Milwaukee, Wis.
35	Dionnah Jackson	G	5-9	Fr.	St. Louis, Mo.
40	Shannon Selmon	F	6-1	Sr.	Norman, Okla.
42	Lindsey Casey	F	6-1	Fr.	Longview, Texas
45	Jamie Talbot	F	6-2	Sr.	Elkhart, Kan.
51	Kate Scott	G	5-10	Jr.	Kansas City, Kan.

2000-01

00	Desiree Taylor	F	6-1	Sr.	Richardson, Texas
10	Caton Hill	F	6-1	So.	Ada, Okla.
11	Stephanie Simon	G	6-0	So.	Clinton, Okla.
13	Sunny Hardeman	G	5-7	Sr.	Norman, Okla.
14	Stephanie Luce	G	5-6	Fr.	Southlake, Texas
15	Jennifer Cunningham	C	6-3	Jr.	Kingston, Ontario
20	LaNeshea Caulfield	G	5-9	Jr.	Ada, Okla.
21	Stacey Dales	G	6-0	Jr.	Brockville, Ontario
23	Jadrea Seeley	G	6-1	So.	Bethel, Okla.
32	Emily Britt	F	6-0	So.	Granbury, Texas
33	Rosalind Ross	G	5-9	Jr.	Milwaukee, Wis.
40	Shannon Selmon	F	6-1	Jr.	Norman, Okla.
45	Jamie Talbot	F	6-2	Jr.	Elkhart, Kan.
51	Kate Scott	G	5-10	So.	Kansas City, Kan.

1999-00

00	Desiree Taylor	F	6-1	Jr.	Richardson, Texas
4	Jessica Rhoten	F/C	6-3	Jr.	Enid, Okla.
10	Caton Hill	F	6-1	Fr.	Ada, Okla.
11	Stephanie Simon	G	6-0	Fr.	Clinton, Okla.
12	Angye Tilley	G	5-9	Fr.	Bristow, Okla.
13	Sunny Hardeman	G	5-7	Jr.	Norman, Okla.
15	Jennifer Cunningham	C	6-3	So.	Kingston, Ontario
20	LaNeshea Caulfield	G	5-9	So.	Ada, Okla.
21	Stacey Dales	G	6-0	So.	Brockville, Ontario
23	Jadrea Seeley	G	6-2	Fr.	Bethel, Okla.
32	Emily Britt	F	6-0	Fr.	Granbury, Texas
33	Kate Scott	F	5-10	Fr.	Overland Park, Kan.
34	Phylesha Whaley	F	5-10	Sr.	Slaton, Texas
40	Shannon Selmon	F	6-1	So.	Norman, Okla.
43	Jamie Mayer	G	5-9	Fr.	Elk City, Okla.

1998-99

00	Desiree Taylor	F	6-1	So.	Richardson, Texas
11	Miranda Stacy	F	5-8	Jr.	Tulsa, Okla.
13	Sunny Hardeman	G	5-7	So.	Norman, Okla.
14	Jamie Anderson	C	6-3	Sr.	Epping



1995-96

3 Lori Schenk	F	5-11	Fr.	Watonga, Okla.
5 Kendra Panther	G	5-8	Fr.	Rapid City, S.D.
10 Roxanne Long	G	5-8	So.	Corvallis, Ore.
15 Jennifer Hajek	G	5-7	So.	Hennessey, Okla.
20 Nikki Corcoran	F	5-10	Sr.	Bethel, Okla.
21 LaNae Jones	C	6-5	Sr.	Kaufman, Texas
22 Pam Pennon	G	5-6	Sr.	Eagletown, Okla.
23 Jamie Phillips	C	6-2	So.	Sallisaw, Okla.
24 Tina Taylor	F	6-0	Jr.	Vian, Okla.
25 Yolanda Anderson	C	6-2	Jr.	Lincolnville, S.C.
31 Leslie Flemons	F	6-1	Jr.	Altus, Okla.
32 Etta Maytubby	F	5-11	Sr.	Del City, Okla.
33 Kelley Workman	F	5-11	Fr.	Chickasha, Okla.
34 Michele Workman	F	5-11	Fr.	Chickasha, Okla.
44 Kelli Inman	F	6-0	Fr.	Ringwood, Okla.

1994-95

10 Roxanne Long	G	5-7	So.	Corvallis, Ore.
11 Melissa Richie	G	5-8	Jr.	Jay, Okla.
12 Stephanie Chandler	F	6-0	Jr.	Tulsa, Okla.
13 Mandy Wade	C	6-3	Sr.	Ringling, Okla.
15 Jennifer Hajek	G	5-7	Fr.	Hennessey, Okla.
20 Nikki Corcoran	G/F	5-10	Jr.	Bethel, Okla.
21 LaNae Jones	C	6-5	Jr.	Kaufman, Texas
22 Pam Pennon	G	5-6	Jr.	Eagletown, Okla.
23 Jamie Phillips	C	6-2	Fr.	Sallisaw, Okla.
24 Sharee Mitchum	G/F	5-10	Sr.	Muskogee, Okla.
30 Malisa Daniel	C	6-4	Fr.	Prague, Okla.
31 Leslie Flemons	F	6-1	So.	Altus, Okla.
32 Etta Maytubby	F	5-11	Jr.	Del City, Okla.
33 Misty Van Curen	G	5-8	Jr.	Mustang, Okla.
43 Sheri Black	F	6-0	Sr.	Dale, Okla.
44 Angie Guffy	F	6-2	Sr.	Ringwood, Okla.

1993-94

10 Roxanne Long	G	5-7	Fr.	Corvallis, Ore.
11 Melissa Richie	G	5-8	Jr.	Jay, Okla.
13 Mandy Wade	C	6-3	Jr.	Ringling, Okla.
14 Crystal Lawson	G	5-8	So.	Jenks, Okla.
20 Nikki Corcoran	G/F	5-10	So.	Bethel, Okla.
21 LaNae Jones	C	6-5	So.	Kaufman, Texas
23 Jamie Graves	G	5-8	Sr.	Ponca City, Okla.
24 Sharee Mitchum	G/F	5-10	Jr.	Muskogee, Okla.
25 Amy Hightower	F	5-10	Jr.	Piedmont, Okla.
31 Leslie Flemons	F	6-1	Fr.	Altus, Okla.
32 Etta Maytubby	F	5-11	So.	Del City, Okla.
33 Misty Van Curen	G	5-8	So.	Mustang, Okla.
43 Sheri Black	F	6-0	Jr.	Dale, Okla.
44 Angie Guffy	F	6-2	Jr.	Ringwood, Okla.

1992-93

11 Melissa Richie	G	5-8	So.	Jay, Okla.
13 Mandy Wade	C	6-3	So.	Ringling, Okla.
14 Crystal Lawson	G	5-8	Fr.	Jenks, Okla.
20 Nikki Corcoran	G/F	5-10	Fr.	Bethel, Okla.
21 LaNae Jones	C	6-5	Fr.	Kaufman, Texas
23 Jamie Graves	G	5-8	Jr.	Ponca City, Okla.
24 Sharee Mitchum	G/F	5-10	So.	Muskogee, Okla.
25 Amy Hightower	F	5-10	So.	Piedmont, Okla.
31 Leslie Flemons	F	6-1	Fr.	Altus, Okla.
32 Etta Maytubby	F	5-11	So.	Del City, Okla.
33 Misty Van Curen	G	5-8	Fr.	Mustang, Okla.
40 J'Anna Williams	C	6-2	Fr.	Jenks, Okla.
43 Sheri Black	F	6-0	So.	Dale, Okla.
44 Angie Guffy	F	6-2	So.	Ringwood, Okla.

1991-92

11 Melissa Richie	F	5-7	Fr.	Jay, Okla.
13 Mandy Wade	F	6-3	Fr.	Ringling, Okla.
20 Amanda Hopkins	G	5-8	Jr.	Woodward, Okla.
22 Angie Alexander	G	5-11	Sr.	Preston, Okla.
23 Carin Stiles	G	5-9	Sr.	Adair, Okla.
24 Sharee Mitchum	F	5-10	Fr.	Muskogee, Okla.
25 Amy Hightower	G	5-10	Fr.	Piedmont, Okla.

30 Elissa Walker	F	6-1	Sr.	Great Falls, Mont.
32 Sharon Webster	F	6-0	Jr.	Midwest City, Okla.
34 Yakini Wilson	G	5-8	Fr.	Oklahoma City, Okla.
40 Kelli Epps	F	5-11	Fr.	Bartlesville, Okla.
43 Sherri Black	F	6-0	Fr.	Dale, Okla.
44 Angi Guffy	F	6-2	Fr.	Ringwood, Okla.
55 Connie Bodine	F	5-11	Fr.	Derby, Kan.

1990-91

10 Cecilia Harge	F	5-10	So.	Albuquerque, N.M.
11 Cara Jenkins-Gresham	G	5-4	Fr.	Oklahoma City, Okla.
20 Amanda Hopkins	G	5-7	Jr.	Woodward, Okla.
22 Angie Alexander	G/F	5-11	Jr.	Preston, Okla.
23 Robin Smith	G	5-9	So.	Troy, Mo.
24 Dana Posey	G	5-7	Jr.	Ardmore, Okla.
30 Elissa Walker	F	6-1	Jr.	Great Falls, Mont.
31 Lori Johnson	G	5-8	So.	Anadarko, Okla.
32 Sharon Webster	F	6-0	So.	Midwest City, Okla.
33 Rhonda Matzke	G	5-8	So.	Silver Lake, Kan.
34 Kris Hanson	F/C	6-2	Jr.	Yorkshire, N.Y.
40 Kelli Epps	G/F	5-11	Jr.	Bartlesville, Okla.
43 Carin Stiles	G	5-9	Jr.	Adair, Okla.
44 Marla Duncan	F	5-10	Sr.	Milwaukee, Wis.
50 Cathy Bassett	F	6-0	Sr.	Sanborn, Minn.
53 Shannon Hallahan	C	6-2	So.	Fremont, Calif.

1989-90

00 Shannon Hallahan	C	6-2	Fr.	Fremont, Calif.
12 Laura Rushing	G	5-8	Sr.	Claremore, Okla.
13 Dawn Bleacher	F	5-10	Fr.	Moore, Okla.
21 Cathy Bassett	F	6-0	Jr.	Sanborn, Minn.
22 Angie Alexander	G/F	5-11	So.	Preston, Okla.
23 Robin Smith	G	5-9	Fr.	Troy, Mo.
24 Dana Posey	G	5-7	So.	Ardmore, Okla.
30 Elissa Walker	F	6-1	So.	Great Falls, Mont.
32 Sharon Webster	F	6-0	Fr.	Midwest City, Okla.
33 Rhonda Matzke	G	5-8	Fr.	Silver Lake, Kan.
34 Kris Hanson	F/C	6-2	So.	Yorkshire, N.Y.
40 Kelli Epps	G/F	5-11	Jr.	Bartlesville, Okla.
42 Tami Rogers	F/G	5-9	Sr.	Mont Belvieu, Texas
43 Kerri Muiry	F	6-1	Sr.	Combined Locks, Wis.
44 Marla Duncan	F	5-10	Jr.	Milwaukee, Wis.

1988-89

3 Stephanie Sammons	G	5-4	Fr.	Plano, Texas
10 Beth Brown	G	5-5	So.	Sallisaw, Okla.
12 Laura Rushing	G	5-8	Jr.	Claremore, Okla.
21 Lori Johnson	G	5-6	Fr.	Anadarko, Okla.
22 Angie Alexander	G	5-11	Fr.	Preston, Okla.
23 Shelly Neeley	G	5-8	Sr.	Dighton, Kan.
24 Dana Posey	G	5-9	Fr.	Ardmore, Okla.
32 Erika Notzke	C	6-3	Sr.	Lawton, Okla.
33 Jo Mosley	F	6-0	Sr.	Oklahoma City, Okla.
34 Kris Hanson	C	6-2	Fr.	Yorkshire, N.Y.
35 Tina Ogden	F	5-11	So.	Woodward, Okla.
40 Kelli Epps	G	5-9	So.	Bartlesville, Okla.
42 Tami Rogers	G	5-9	Jr.	Mont Belvieu, Texas

1987-88

3 Toni Campbell	G	5-6	So.	Philadelphia, Pa.
10 Pam Zachary	G	5-6	Jr.	Sapulpa, Okla.
12 Laura Rushing	G	5-9	So.	Claremore, Okla.
14 Margaret McKeon	G	5-7	So.	New York City, N.Y.
21 Terry Willis	F	6-1	Sr.	Lawton, Okla.
22 Lee Brock	G	5-8	Sr.	Ventura, Calif.
23 Shelly Neeley	G	5-8	Jr.	Dighton, Kan.
32 Erika Notzke	C	6-3	Jr.	Lawton, Okla.
33 Jo Mosley	F	6-0	Jr.	Oklahoma City, Okla.
34 Dale Ivey	F	6-1	Sr.	Brookshire, Texas
35 Tina Ogden	F	5-11	Fr.	Woodward, Okla.
40 Kelli Epps	G/F	5-9	Fr.	Bartlesville, Okla.
42 Tami Rogers	G	5-9	Jr.	Mont Belvieu, Texas

1986-87

10 Pam Zachary	G	5-6	So.	Sapulpa, Okla.
14 Margaret McKeon	G	5-7	Fr.	New York City, N.Y.
15 Laura Rushing	G	5-9	Fr.	Claremore, Okla.
20 Toni Campbell	G	5-6	Fr.	Philadelphia, Pa.
21 Terry Willis	F	6-1	Sr.	Lawton, Okla.
22 Lee Brock	G	5-8	Jr.	Ventura, Calif.
23 Shelly Neeley	G	5-8	So.	Dighton, Kan.
30 LaTrenda Phillips	G	6-0	Sr.	Lawton, Okla.
32 Erika Notzke	C	6-3	So.	Lawton, Okla.
33 Jo Mosley	F	6-0	So.	Oklahoma City, Okla.
34 Dale Ivey	C	6-0	Jr.	Brookshire, Texas
42 Tami Rogers	G	5-9	So.	Mont Belvieu, Texas
43 Julie Callan	C	6-0	Jr.	Lombard, Ill.
52 Lisa Allison	C	6-3	Sr.	Carthage, Mo.

1985-86

10 Pam Zachary	G	5-6	Fr.	Sapulpa, Okla.
13 Vickie Green	G	5-9	Sr.	Dallas, Texas
14 Jacquetta Hurley	F	6-1	Sr.	Oklahoma City, Okla.
15 Michelle West	G	5-10	Fr.	Lawton, Okla.
20 Viki Streets	G	5-6	Sr.	Bartlesville, Okla.
21 Terry Willis	F	6-1	Jr.	Lawton, Okla.
22 Lee Brock	G	5-8	So.	Ventura, Calif.
23 Shelly Neeley	G	5-8	Fr.	Dighton, Kan.
30 LaTrenda Phillips	G	6-0	Jr.	Lawton, Okla.
32 Erika Notzke	F	6-3	Fr.	Lawton, Okla.
33 Jo Mosley	F	6-0	Fr.	Oklahoma City, Okla.
34 Kelly Hill	C	6-2	Jr.	Washington, Okla.
42 Tami Rogers	G	5-9	Fr.	Mont Belvieu, Texas
43 Julie Callan	C	6-0	So.	Lombard, Ill.
52 Lisa Allison	C	6-3	Jr.	Carthage, Mo.

1984-85

10 Shirley Fisher	G	5-9	Jr.	Oklahoma City, Okla.
12 Viki Streets	G	5-6	Jr.	Bartlesville, Okla.
13 Vickie Green	G	5-9	Jr.	Dallas, Texas
14 Jacquetta Hurley	F/C	6-1	Jr.	Fox, Okla.
15 Cynthia Pickens	G	5-7	Sr.	Graham, Okla.
20 Terry Willis	F/C	6-1	So.	Lawton, Okla.
22 Lee Brock	G	5-8	Fr.	Ventura, Calif.
30 LaTrenda Phillips	F/G	6-0	So.	Lawton, Okla.
31 Mandy Miller	C	6-2	So.	Broken Arrow, Okla.
34 Kelly Hill	C	6-2	So.	Washington, Okla.
42 Lisa Allison	C	6-3	So.	Carthage, Mo.
43 Julie Callan	C	6-1	So.	Lombard, Ill.

1983-84

10 Shirley Fisher	G	5-9	So.	Oklahoma City, Okla.
14 Jacquetta Hurley	F/C	6-1	So.	Fox, Okla.
15 Cynthia Pickens	G	5-7	Jr.	Graham, Okla.
20 Terry Willis	F	6-1	Fr.	Lawton, Okla.
21 Lynn McCurdy	F/G	5-11	Sr.	Purcell, Okla.
23 Bonita Turner	G	5-8	Sr.	Colbert, Okla.
30 LaTrenda Phillips	G	6-0	Fr.	Lawton, Okla.
31 Mandy Miller	C	6-2	Fr.	Broken Arrow, Okla.
32 Toni Eldridge	G	5-9	So.	Cerritos, Calif.
33 Ardath Beers	G	5-9	Sr.	Bixby, Okla.
34 Kelly Hill	C	6-2	Fr.	Washington, Okla.
42 Lisa Allison	C	6-3	Fr.	Carthage, Mo.

1982-83

10 Shirley Fisher	G	5-9	Fr.	Oklahoma City, Okla.
12 Kari Holder	G	5-8	So.	Los Alamos, N.M.
13 Sandy Heatherington	G	5-9	Sr.	Moore, Okla.
14 Jacquetta Hurley	F	6-1	Fr.	Fox, Okla.
15 Carla Pearson	F/G	5-9	Fr.	St. Louis, Mo.
21 Lynn McCurdy	F/G	5-11	Jr.	Purcell, Okla.
22 Ladanah Sanders	G	5-7	Sr.	Asher, Okla.
23 Bonita Turner	G	5-8	Jr.	Colbert, Okla.
24 Molly McGuire	C	6-1	Sr.	Pawhuska, Okla.
30 Shelley Waller	F	5-11	Sr.	Okmulgee, Okla.
31 Jenny Ogle	C	6-1	So.	Tahlequah, Okla.
32 Toni Eldridge	F/G	5-10	Fr.	Cerritos, Calif.
33 Ardath Beers	G	5-9	Jr.	Bixby, Okla.
42 Sherri Willis	F	5-11	Fr.	Queens, N.Y.

1981-82

11 Cathy Gerdes	G	5-4	Jr.	Houston, Texas
12 Kari Holder	G	5-7	Fr.	Los Alamos, N.M.
13 Sandy Douglas	G	5-9	Jr.	Tuttle, Okla.
14 Janet Southard	F	5-11	Sr.	Moore, Okla.
15 Carla Pearson	G	5-9	Jr.	St. Louis, Mo.
20 Jenny Ogle	F	6-0	Fr.	Tahlequah, Okla.
21 Lynn McCurdy	F/G	5-10	So.	Purcell, Okla.
22 Ladanah Sanders	G	5-7	Jr.	Asher, Okla.
23 Bonita Turner	G	5-8	So.	Colbert, Okla.
24 Molly McGuire	C	6-1	Jr.	Pawhuska, Okla.
30 Shelley Waller	F	5-9	Jr.	Okmulgee, Okla.
32 Dee Dee Swan	F	6-0	So.	Arvada, Colo.
33 Ardath Beers	G	5-8	So.	Bixby, Okla.
43 Lisa Bittle	C	6-0	Fr.	Bixby, Okla.

1980-81

11 Rhona Ray	G	5-6	Fr.	Norman, Okla.
14 Janet Southard	F	5-11	Jr.	Moore, Okla.
15 Carla Pearson	G	5-8	So.	St. Louis, Mo.
20 Janet Gabriel	G	5-8.5	Sr.	Sayre, Pa.
21 Lynn McCurdy	G	5-10	Fr.	Purcell, Okla.
22 Ladanah Sanders	G	5-7	So.	Asher, Okla.
23 Bonita Turner	G	5-8	Fr.	Colbert, Okla.
24 Molly McGuire	F/C	6-0	So.	Pawhuska, Okla.
30 Shelley Waller	G	5-9	So.	Okmulgee, Okla.
32 Teresa Ray	F/C	6-0	Sr.	Norman, Okla.
33 Joyce Parker	F	6-0	Sr.	Colbert, Okla.
34 Karen Morrison	G	5-8	So.	Jenks, Okla.
43 Erin Schriber	F/C	6-0	Fr.	Jenks, Okla.

1979-80

10 Cherie LaDue	G	5-6	Fr.	Dallas, Texas
11 Barbie Daugherty	G	5-4	Fr.	Holdenville, Okla.
12 Mary Lane	G	5-4	Jr.	Fairfax, Okla.
14 Janet Freeman	F	5-11	So.	Moore, Okla.
15 Carla Pearson	G/F	5-8	Fr.	St. Louis, Mo.
21 Leslie Core	G	5-8	Fr.	Pawhuska, Okla.
22 Ladanah Sanders	G	5-7	Fr.	Asher, Okla.
23 Terri Adams	C	6-0	Sr.	Sharon, Okla.
24 Molly McGuire	C/F	6-0	Fr.	Pawhuska, Okla.
30 Shelley Waller	F	5-9	Fr.	Okmulgee, Okla.
32 Teresa Ray	C/F	6-0	So.	Norman, Okla.
33 Joyce Parker	F	6-0	Jr.	Colbert, Okla.
34 Karen Morrison	G	5-8	Fr.	Jenks, Okla.
35 Gail Lashley	G	5-6	Jr.	Keota, Okla.

1978-79

14 Janet Freeman	F	6-0	Fr.	Moore, Okla.
21 Karen Couts	F	5-4	So.	Mustang, Okla.
22 Jana Brady	F	5-11	So.	Healdton, Okla.



» LaTrenda Phillips earned first-team All-Big Eight honors her junior (1985-86) and senior (1986-87) seasons. She averaged 13.1 points as OU earned its first-ever conference title in 1986. Phillips still ranks sixth in school history with 232 steals.

1976-77

10	Saundra Parker	G	5-6	Fr.	Del City, Okla.
11	Terry James	G	5-4	Fr.	Talihina, Okla.
12	Gail Frasier	F/G	5-6	Fr.	Oklahoma City, Okla.
14	Mary Lane	G	5-4	Fr.	Fairfax, Okla.
15	Debbie Sheppard	G/F	5-7	Fr.	Mustang, Okla.
20	Pam Lewis	G	5-2	Fr.	Dale, Okla.
21	Janet Whitehorse	G	5-4	So.	Elgin, Okla.
22	Susan Whitehorse	F	5-9	So.	Elgin, Okla.
23	Lorna Derby	F	5-9	Fr.	Del City, Okla.
24	Susan Smith	G	5-3	Fr.	Moore, Okla.
25	Kris Mullins	F	5-7	Fr.	Purcell, Okla.
30	Cindy Ladner	F	6-0	Jr.	Eldorado, Okla.

1975-76

11	Mildred Montgomery	5-8	So.	Poteau, Okla.
13	Kim Jones	5-7	Fr.	Moore, Okla.
15	Vee Sutton	5-4	Fr.	Tulsa, Okla.
21	Janet Whitehorse	5-7	Fr.	Elgin, Okla.
22	Robyn Barkett	5-5	Fr.	Alva, Okla.
23	Bonnie Little	5-10	Jr.	Marshalltown, Iowa
24	Jo Stottsberry	5-11	So.	Poteau, Okla.
30	Sherri Jackson	5-6	Fr.	Collinsville, Okla.
31	Cindy Foor	5-6	So.	Norman, Okla.
33	Julie Arrington	5-10	Fr.	Canadian, Texas
34	Toni Bayouth	5-4	Fr.	Cleveland, Okla.
45	Deborah Clark	5-6	So.	Catoosa, Okla.
51	Susan Whitehorse	5-9	Fr.	Elgin, Okla.

1974-75

11	Jackie Farley	F	5-6	Sr.	Tipton, Okla.
15	Mollie Barnes	G	5-3	Fr.	Schulter, Okla.
22	Jana Jobe	G	5-1	Fr.	Moore, Okla.
25	Shelly Thomas	F	5-7	Jr.	Oklahoma City, Okla.
30	Cay Papagolos	F	5-5	Fr.	Midwest City, Okla.
33	Julie Arrington	C	5-10	Fr.	Canadian, Texas
34	Mary Larchey	F	5-7	So.	Brahman, Okla.
45	Deborah Clark	F	5-6	So.	Catoosa, Okla.
54	Alice Roach	G	5-1	Fr.	Owasso, Okla.

ARKANSAS (6)

Nyeshia Stevenson (Little Rock)
Kennady Tucker (Little Rock)
Jenny Vining (Marshall)
Felisha Gibbs (Parkin)
Morgan Hook (Rogers)
Krista Sanchez (Springdale)

CALIFORNIA (8)

Shannon Hallahan (Fremont)
Toni Eldridge (Cerritos)
Emma Svoboda (La Quinta)
Abi Olajuwon (Los Angeles)
Ashley Paris (Piedmont)
Courtney Paris (Piedmont)
Danielle Robinson (San Jose)
Lee Brock (Ventura)

COLORADO (2)

Dee Dee Swan (Arvada)
Shontell Brown (Denver)

FLORIDA (2)

Nydia Lampkin (Palm Bay)
Katherine Zander (Orange Park)

GEORGIA (1)

Ijeoma Odingbe (Savannah)

KANSAS (11)

Shelly Neeley (Dighton)
Connie Bodine (Derby)
Joanna McFarland (Derby)
Jamie Talbert (Elkhart)
Kate Scott (Kansas City)
Joanna McFarland (McPherson)
Taylor Robertson (McPherson)
DaShawn Harden (Olathe)
Beatrice Culliton (Overland Park)
Lauren Willis (Overland Park)
Rhonda Matzke (Silver Lake)

KENTUCKY (2)

Portia Durrett (Louisville)
Morgan Rich (Scottsville)

IDAHO (1)

Mandy Simpson (Boise)

ILLINOIS (1)

Amanda Thompson (Chicago)

IOWA (4)

Maddie Manning (Ankeny)
Shaya Kellogg (Ames)
Aubrey Joens (Iowa City)
Bonnie Little (Marshalltown)

MINNESOTA (1)

Cathy Bassett (Sanborn)

MISSOURI (5)

Lisa Allison (Carthage)
Dionnah Jackson (St. Louis)
Carla Pearson (St. Louis)
Robin Smith (Troy)
McKenna Treece (St. Peters)

MONTANA (1)

Elissa Walker (Great Falls)

NEBRASKA (1)

Jenny Bramer (Omaha)

NEVADA (1)

Aaryn Ellenberg (Las Vegas)

NEW MEXICO (3)

Cecilia Harge (Albuquerque)
Beky Preston (Albuquerque)
Kari Holder (Los Alamos)

NEW YORK (4)

Sherri Willis (Queens)
Margaret McKeon (New York City)
Reyna Scott (New York City)
Kris Hanson (Yorkshire)

OHIO (1)

Carlee Roethlisberger (Findlay)

OKLAHOMA (146)

LaNeishea Caufield (Ada)
Caton Hill (Ada)
Carin Stites (Adair)
Leslie Flemons (Altus)
Robyn Barkett (Alva)
Lori Johnson (Anadarko)
Clary Donica (Ardmore)
Kendra Moore (Ardmore)
Dana Posey (Ardmore)
Ladanah Sanders (Asher)
Kelli Epps (Bartlesville)
Viki Streets (Bartlesville)
Nikki Corcoran (Bethel)
Jadrea Seeley (Bethel)
Andath Beers (Bixby)
Lisa Bittle (Bixby)
Mary Larchey (Brahman)
Angye Tilley (Bristow)
Mandy Miller (Broken Arrow)
Aspen Williston (Broken Bow)
LaDawn Whitlock (Byng)
Deborah Clark (Catoosa)
Kelley Workman (Chickasha)
Michele Workman (Chickasha)
Dinah Christian (Choctaw)
Ana Lianusa (Choctaw)
Laura Rushing (Claremore)
Toni Bayouth (Cleveland)
Stephanie Simon (Clinton)
Joyce Parker (Colbert)
Bonita Turner (Colbert)
Sherri Jackson (Collinsville)
Sheri Black (Dale)
Pam Lewis (Dale)

Lorna Derby-Goodnoh (Del City)
Etta Maytubby (Del City)
Saundra Parker (Del City)
Rose Hammond (Depew)
Barbara Johnson (Duncan)
Pam Pennon (Eagletown)
Skylar Vann (Edmond)
Cindy Ladner (Eldorado)
Jamie Mayer (Elk City)
Janet Whitehorse (Elgin)
Susan Whitehorse (Elgin)
Olive Kehnemund (Enid)
Mary Lane (Fairfax)
Jacquetta Hurlley (Fox)
Cynthia Pickens (Graham)
Janet Fajen (Guymon)
Susan Gregg (Harrah)
Jana Brady (Healdton)
Jennifer Hajek (Hennessey)
Barbie Daugherty (Holdenville)
Stephanie McGhee (Howe)
Melissa Richie (Jay)
Suzanne Kern (Jenks)
Crystal Lawson (Jenks)
Karen Morrison (Jenks)
Erin Schrieber (Jenks)
J'Anna Williams (Jenks)
Gail Lashley (Keota)
LaTrenda Phillips (Lawton)
Erika Notzke (Lawton)
Michelle West (Lawton)
Terry Willis (Lawton)
Vicki McCann (Lindsay)
Julie Callan (Lombard)
Gioya Carter (Midwest City)
Cay Papagolos (Midwest City)
Sharon Webster (Midwest City)
Kaylor Williams (Midwest City)
Dawn Bleacher (Moore)
Sandy Heatherington (Moore)
Jana Jobe (Moore)
Kim Jones (Moore)
Jessi Murcer (Moore)
Susan Smith (Moore)
Janet Freeman-Southard (Moore)
Shonika Breedlove (Muskogee)
Sharee Mitchum (Muskogee)
Karen Coutts (Mustang)
Debbie Sheppard (Mustang)
Misty Van Curen (Mustang)
Annette Tucker (Noble)
Britney Brown (Norman)
Cindy Foor (Norman)
Sunny Hardeman (Norman)
Terry Marcum (Norman)
Jordan Moser (Norman)
Rhona Ray (Norman)
Teresa Ray (Norman)
Shannon Selmon (Norman)
Kelbie Washington (Norman)
Shirley Fisher (Oklahoma City)
Gail Frazier (Oklahoma City)
Cara Jenkins-Gresham (Okla. City)
Erin Higgins (Oklahoma City)
Jacquetta Hurlley (Oklahoma City)
Jo Mosley (Oklahoma City)
Lauren Shoush (Oklahoma City)
Whitney Ritchie (Oklahoma City)
Shelly Thomas (Oklahoma City)
LaNeisa Williams (Oklahoma City)
Yakini Wilson (Oklahoma City)
Shelley Waller (Okmulgee)
Alice Roach (Owasso)



Leslie Core (Pawhuska)
 Molly McGuire (Pawhuska)
 Lisa Watson (Pernell)
 Amy Hightower (Piedmont)
 Jamie Graves (Ponca City)
 Mildred Montgomery (Poteau)
 Jo Stottsberry (Poteau)
 Malisa Daniel (Prague)
 Angie Alexander (Preston)
 Lynn McCurdy (Purcell)
 Kris Mullins (Purcell)
 Jenna Plumley (Red Rock)
 Mandy Wade (Ringling)
 Angi Guffy (Ringwood)
 Kelli Inman (Ringwood)
 Beth Brown (Sallisaw)
 Jamie Phillips (Sallisaw)
 Chelsea Dungee (Sapulpa)
 Pam Zachary (Sapulpa)
 Mollie Barnes (Schulter)
 Kodi Morrison (Seminole)
 Terri Adams (Sharon)
 Sharane Campbell (Spencer)
 T'ona Edwards (Spencer)
 Jennye Ogle (Tahlequah)
 Terry James (Talihina)
 Jackie Farley (Tipton)
 Marta Moorman (Tonkawa)
 Stephaine Chandler (Tulsa)
 Gabby Gregory (Tulsa)
 Miranda Stacy (Tulsa)
 Vee Sutton (Tulsa)
 Sandy Douglas (Tuttle)
 Tina Taylor (Vian)
 Laura Andrews (Washington)
 Carolyn Winchester (Washington)
 Kelly Hill (Washington)
 Lori Schenk (Watonga)
 Amanda Hopkins (Woodward)
 Tina Ogden (Woodward)

OREGON (1)

Roxanne Long (Corvallis)

PENNSYLVANIA (2)

Toni Campbell (Philadelphia)
 Janet Gabriel (Sayre)

SOUTH CAROLINA (1)

Yolanda Anderson (Lincolntonville)

SOUTH DAKOTA (1)

Kendra Panther (Rapid City)

TEXAS (34)

Peyton Little (Abilene)
 Leah Rush (Amarillo)
 Eden Williams (Amarillo)
 Dale Ivey (Brookshire)
 Julie Arrington (Canadian)
 Nancy Mulkey (Cypress)
 Vickie Green (Dallas)
 Cherie LaDue (Dallas)
 Kiersten Johnson (Duncanville)
 Whitney Hand (Fort Worth)
 Madi Williams (Fort Worth)
 Antoinette Wadsworth (Grand Prairie)
 Emily Britt (Granbury)



» Alyrn Ellenberg, who has the second most 3-pointers in school history, is OU's only player from Nevada.

Cathy Gerdes (Houston)
 Jasmine Hartman (Houston)
 Kaley Perkins (Houston)
 Liz Scott (Houston)

Casey Walker (Houston)
 LaNae Jones (Kaufman)
 Nicole Kornet (Lantana)
 Nevaeh Tot (McKinney)
 Tami Rogers (Mont Belvieu)
 Bre'Yon White (Pearland)
 Chelsi Welch (Plainview)
 Kayla Cooper (Plano)
 Jacqueline Jeffcoat (Plano)
 Stephanie Sammons (Plano)
 Tara Dunn (Poeh)

Desiree Taylor (Richardson)
 Lyndsey Cioman (San Antonio)
 Phylesha Whaley (Slaton)
 Stephanie Luce (Southlake)
 Liz Scott (Tomball)
 Tatum Veitenheimer (Windthorst)

TENNESSEE (1)

Derica Wyatt (Brentwood)

WISCONSIN (6)

Kerri Mulry (Combined Locks)
 Marla Duncan (Milwaukee)
 Nicole Griffin (Milwaukee)
 Kelly Lam (Milwaukee)
 Rosalind Ross (Milwaukee)
 Gabbi Ortiz (Racine)

INTERNATIONAL

AUSTRALIA (2)

Jamie Anderson (Epping, Victoria)
 Chloe Bloom (Sydney)

CANADA (4)

Stacey Dales (Brockville, Ont.)
 Jennifer Cunningham (Kingston, Ont.)
 Theresa Jantzen (Medicine Hat, Alb.)
 Shaina Pellington (Pickering, Ont.)

CZECH REPUBLIC (1)

Zuzana Krumlova (Prague)

HAITI (1)

Vionise Pierre-Louis

NEW ZEALAND (1)

Nola Wainohu (Hamilton)

PUERTO RICO (1)

Gileysa Penzo (San Juan)

SERBIA (1)

Jelena Cerina (Vrsac)

VENEZUELA (1)

Maria Villarreal (Margarita)

Alphabetized by hometown

Abilene Christian 2-0

Games: 2
 Series Record: OU leads 2-0
 In Norman: OU leads 2-0

Date Result Location

11/23/84 W, 89-70 Norman
 11/26/19 W, 78-65 Norman

Akron 1-0

Games: 1
 Series Record: OU leads 1-0
 Neutral: OU leads 1-0

Date Result Location

11/26/04 W, 88-40 Grand Bahamas

Alabama 0-1

Games: 1
 Series Record: UA leads 1-0
 Neutral: UA leads 1-0

Date Result Location

12/28/95 L, 71-62 Nassau

Arizona 0-2

Games: 2
 Series Record: UA leads 2-0
 Neutral: UA leads 2-0

Date Result Location

11/19/99 L, 75-59 Honolulu
 3/20/05 L, 72-69 Knoxville

Arizona State 2-1

Games: 3
 Series Record: 2-1
 In Norman: OU leads 1-0
 Neutral: Tied 1-1

Date Result Location

12/29/97 L, 87-76 Tempe
 11/22/07 W, 69-57 Cancun
 11/21/08 W, 70-57 Norman

Arkansas 10-8

Games: 18
 Series Record: OU leads 10-8
 In Norman: OU leads 6-2
 In Fayetteville: UA leads 5-3
 Neutral: Tied 1-1

Date Result Location

12/14/77 W, 80-51 Norman
 2/20/79 W, 65-53 Fayetteville
 2/16/80 W, 57-50 Norman
 1/3/81 W, 75-68 Fayetteville
 2/7/82 W, 65-64 Norman
 12/21/85 L, 79-66 Fayetteville
 12/6/86 W, 76-70 Norman
 12/12/89 L, 86-68 Norman
 11/27/90 L, 84-72 Fayetteville
 1/13/92 L, 57-55 Norman
 1/20/93 W, 70-63 Fayetteville
 1/25/94 W, 93-79 Norman
 2/22/95 L, 69-64 Fayetteville
 3/14/99 L, 97-93 (OT) Fayetteville

12/05/09 W, 87-86 (OT) Norman
 12/19/10 L, 67-57 Fayetteville
 11/23/12 W, 73-70 Honolulu
 12/21/14 L, 71-64 Little Rock

Arkansas-Little Rock 6-2

Games: 8
 Series Record: OU leads 6-2
 In Norman: OU leads 5-0
 In Little Rock: UALR leads 2-1

Date Result Location

1/11/88 W, 99-67 Norman
 12/11/99 W, 102-72 Norman
 12/5/00 W, 86-45 Little Rock
 3/23/10 W, 60-44 Norman
 12/14/14 L, 66-62 Little Rock
 12/2/15 W, 65-52 Norman
 11/16/16 W, 68-58 Norman
 11/28/17 L, 56-68 Little Rock

Arkansas-Pine Bluff 3-0

Games: 3
 Series Record: OU leads 3-0
 In Norman: OU leads 3-0

Date Result Location

12/10/06 W, 87-42 Norman
 12/29/10 W, 118-52 Norman
 12/29/20 W, 107-64 Norman

Arkansas State 5-1

Games: 6
 Series Record: OU leads 5-1
 In Norman: OU leads 3-0
 In Jonesboro, Ark.: Tied 1-1
 In Amarillo, Texas: OU leads 1-0

Date Result Location

11/25/89 W, 102-73 Norman
 12/20/92 L, 76-63 Jonesboro
 3/26/94 W, 69-65 Amarillo
 12/2/07 W, 93-36 Norman
 12/7/08 W, 87-57 Jonesboro
 11/12/21 W, 101-89 Norman

Army 1-0

Games: 1
 Series Record: OU leads 1-0
 In West Point: OU leads 1-0

Date Result Location

12/10/10 W, 59-46 West Point

Auburn 0-1

Games: 1
 Series Record: AU leads 1-0
 In Auburn: AU leads 1-0

Date Result Location

12/2/19 L, 95-79 Auburn

Baylor 28-34

Games: 62
 Series Record: BU leads 34-28
 In Norman: BU leads 15-12
 In Waco: BU leads 17-10
 Neutral: OU leads 6-2

Date Result Location

1/9/80 W, 66-48 College Station
 1981 W, FFT Waco
 12/30/91 W, 113-72 Norman
 2/3/92 W, 83-76 Waco
 1/18/97 L, 87-65 Waco
 2/26/97 L, 78-63 Norman
 1/14/98 L, 67-64 Norman
 2/1/98 L, 97-67 Waco
 1/16/99 W, 86-65 Norman
 2/17/99 W, 76-67 Waco
 1/15/00 W, 87-66 Waco
 2/2/00 W, 87-59 Norman
 1/13/01 W, 90-87 Waco
 2/21/01 W, 86-76 Norman
 1/12/02 W, 82-73 Waco
 2/5/02 W, 69-60 Norman
 3/9/02 W, 84-69 Kansas City
 1/26/03 W, 65-64 Waco
 2/12/03 W, 78-64 Norman
 1/24/04 L, 74-67 Norman
 2/21/04 L, 77-62 Waco
 1/16/05 L, 78-68 Waco
 2/9/05 L, 73-72 Norman
 1/21/06 W, 73-70 Waco
 2/12/06 W, 81-77 (OT) Norman
 3/11/06 W, 72-61 Dallas
 1/10/07 W, 76-63 Waco
 2/28/07 W, 88-61 Norman
 3/8/07 W, 78-64 Oklahoma City
 1/20/07 L, 84-73 Norman
 2/17/08 L, 79-59 Waco
 1/28/09 W, 56-51 Waco
 2/21/09 W, 66-58 Norman
 01/13/10 L, 57-47 Waco
 2/10/10 W, 62-60 (OT) Norman
 3/12/10 W, 59-54 Kansas City
 2/21/11 L, 92-70 Waco
 2/27/11 L, 82-81 Norman
 1/26/12 L, 89-58 Norman
 2/6/12 L, 81-54 Waco
 1/26/13 L, 82-65 Waco
 2/25/13 L, 86-64 Norman
 2/3/14 L, 81-67 Norman
 2/24/14 L, 96-89 Waco
 2/11/15 L, 89-66 Waco
 2/25/15 W, 68-64 Norman
 1/3/16 L, 78-68 Waco
 2/22/16 L, 78-70 Norman
 3/6/16 L, 84-57 Oklahoma City
 1/29/17 L, 92-58 Waco
 2/27/17 L, 103-64 Norman
 1/14/18 L, 74-52 Norman
 2/3/18 L, 74-65 Waco
 1/27/19 L, 74-53 Norman
 2/16/19 L, 87-53 Waco
 1/4/20 L, 77-56 Norman
 2/22/20 L, 101-69 Waco
 1/23/21 L, 84-61 Waco
 2/21/21 L, 77-66 Norman
 1/12/22 W, 83-77 Norman
 2/2/22 W, 78-77 Waco
 3/12/22 L, 91-76 Kansas City

HISTORY

HISTORY



RECORDS VS. OPPONENTS

RECORDS VS. OPPONENTS



Belmont 1-0

Games: 1
Series Record: OU leads 1-0
In Norman: OU leads 1-0

Date	Result	Location
11/10/17	W, 96-73	Norman

Boston College 1-0

Games: 1
Series Record: OU leads 1-0
Neutral: OU leads 1-0

Date	Result	Location
11/28/15	W, 76-61	Freeport

Boston University 1-0

Games: 1
Series Record: OU leads 1-0
Neutral: OU leads 1-0

Date	Result	Location
12/31/88	W, 77-72	Miami

Bradley 3-0

Games: 3
Series Record: OU leads 3-0
In Norman: OU leads 1-0
In Peoria: OU leads 1-0
Neutral: OU leads 1-0

Date	Result	Location
11/28/15	W, 76-61	Freeport
11/21/14	W, 104-55	Norman
11/22/15	W, 79-46	Peoria

BYU 6-1

Games: 7
Series Record: OU leads 6-1
In Norman: OU leads 3-0
In Provo: Tied In 1-1
Neutral: OU leads 2-0

Date	Result	Location
1/9/89	W, 103-81	Norman
12/30/89	L, 108-77	Provo
3/18/00	W, 86-81	West Lafayette
3/20/06	W, 86-70	Denver
11/19/15	W, 73-47	Norman
11/19/16	W, 68-61	Provo
12/10/21	W, 99-91 (OT)	Norman

Bucknell 1-0

Games: 1
Series Record: OU leads 1-0
Neutral: OU leads 1-0

Date	Result	Location
12/30/92	W, 84-60	Miami

Buffalo 1-0

Games: 1
Series Record: OU leads 1-0
Neutral: OU leads 1-0

Date	Result	Location
11/21/21	W, 93-72	Nassau

Butler 1-0

Games: 1
Series Record: OU leads 1-0
In San Antonio: OU leads 1-0

Date	Result	Location
11/23/01	W, 90-44	San Antonio

California 1-3

Games: 4
Series Record: Cal leads 3-1
Neutral: Cal leads 3-1

Date	Result	Location
3/24/84	L, 81-78	Amarillo
11/28/87	L, 81-66	Honolulu
12/13/08	W, 86-75	San Jose
12/20/16	L, 82-74	Las Vegas

California-Riverside 2-0

Games: 2
Series Record: OU leads 2-0
In Norman: OU leads 2-0

Date	Result	Location
11/15/08	W, 88-57	Norman
12/20/12	W, 70-46	Norman

Cal State Bakersfield 1-0

Games: 1
Series Record: OU leads 1-0
Neutral: OU leads 1-0

Date	Result	Location
12/12/08	W, 105-84	San Jose

Cal State Fullerton 1-0

Games: 1
Series Record: OU leads 1-0
In Norman: OU leads 1-0

Date	Result	Location
12/30/09	W, 95-76	Norman

Cal State Northridge 1-0

Games: 1
Series Record: OU leads 1-0
In Norman: OU leads 1-0

Date	Result	Location
12/29/12	W, 79-57	Norman

Cameron 4-0

Games: 4
Series Record: OU leads 4-0
In Norman: OU leads 3-0
In Lawton: OU leads 1-0

Date	Result	Location
11/21/77	W, 77-52	Norman
1/28/78	W, 73-50	Lawton
11/30/82	W, 85-57	Norman
11/10/10	W, 85-23	Norman

Central Arkansas 2-0

Games: 3
Series Record: OU leads 3-0
In Norman: OU leads 3-0

Date	Result	Location
12/20/07	W, 121-48	Norman
12/5/19	W, 65-52	Norman
11/16/21	W, 78-54	Norman

Central Michigan 1-0

Games: 1
Series Record: OU leads 1-0
In Columbus, Ohio: OU leads 1-0

Date	Result	Location
3/23/13	W, 78-73	Columbus

Central Missouri State 0-1

Games: 1
Series Record: CMSU leads 1-0
In Norman: CMSU leads 1-0

Date	Result	Location
1/4/91	L, 88-80	Norman

Central Oklahoma 4-5

Games: 9
Series Record: UCO leads 5-4
In Edmond: UCO leads 3-1
In Norman: UCO leads 3-1
Neutral: OU leads 1-0

Date	Result	Location
2/8/75	L, 55-51	Edmond
2/25/75	L, 47-43	Norman
12/5/75	L, 70-34	Norman
1/27/76	L, 58-47	Edmond
12/7/76	L, 53-42	Edmond
3/1/77	W, 60-49	Norman
2/14/78	W, 65-57	Edmond
2/24/78	W, 59-56	Tahlequah
12/13/82	W, 82-56	Norman

Chattanooga 0-1

Games: 1
Series Record: UTC leads 1-0
Neutral: UTC leads 1-0

Date	Result	Location
3/16/84	L, 84-78	Amarillo

Clemson 0-1

Games: 1
Series Record: CLEM leads 1-0
Neutral: CLEM leads 1-0

Date	Result	Location
11/23/18	L, 74-62	Birmini

Colorado 22-34

Games: 56
Series Record: CU leads 34-22
In Norman: OU leads 13-10
In Boulder: CU leads 17-6
Neutral: CU leads 7-3

Date	Result	Location
12/7/78	W, 68-66	Norman
1/19/79	L, 78-62	Lincoln
12/3/79	L, 90-77	Boulder
1/14/82	L, 71-61	Manhattan
1/29/83	W, 90-79	Norman
2/26/83	L, 89-82	Boulder
3/10/83	L, 78-70	Norman
1/18/84	L, 66-62	Boulder
2/18/84	W, 88-78	Norman
1/29/85	W, 73-65	Boulder
2/20/85	W, 80-58	Norman
1/15/86	L, 91-84	Boulder
2/15/86	W, 82-69	Norman
1/27/87	L, 94-80	Boulder
2/18/87	L, 74-73	Norman
1/13/88	W, 82-78	Boulder
2/27/88	L, 91-88 (OT)	Norman
1/27/89	L, 73-70	Norman
2/18/89	L, 87-76	Boulder
3/4/89	L, 80-61	Salina
1/10/90	L, 56-48	Norman
2/18/90	L, 86-49	Boulder
1/16/91	L, 68-51	Norman
2/3/91	L, 76-55	Boulder
3/2/91	L, 80-75	Salina
2/1/92	L, 63-55	Norman
2/22/92	L, 86-63	Boulder
1/29/93	L, 80-49	Boulder
2/28/93	W, 74-69	Norman
1/28/94	L, 79-74	Norman
2/27/94	L, 89-79	Boulder
1/8/95	L, 83-59	Boulder
2/3/95	L, 69-64	Norman
1/28/96	L, 68-53	Norman
2/23/96	L, 83-68	Boulder
3/2/96	L, 76-70	Salina
2/12/97	L, 61-42	Boulder
1/28/98	W, 61-58	Norman
3/3/98	L, 71-66	Kansas City
1/9/99	L, 63-62	Boulder
1/22/00	W, 76-73	Norman
1/3/01	W, 89-69	Boulder

3/8/01	W, 102-93	Kansas City
1/2/02	W, 78-67	Norman
3/25/02	W, 94-60	Boise
2/16/03	L, 61-57	Boulder
3/12/03	L, 73-68	Dallas
2/18/04	W, 78-58	Norman
3/10/04	W, 63-56	Dallas
2/16/05	W, 77-61	Boulder
1/7/06	W, 84-61	Norman
1/20/07	W, 82-67	Boulder
2/9/08	W, 82-66	Norman
1/21/09	W, 72-58	Boulder
2/13/10	W, 65-55	Norman
2/23/11	L, 73-68	Boulder

Colorado State 3-1

Games: 4
Series Record: OU leads 3-1
In Norman: OU leads 2-0
In Fort Collins: OU leads 1-0
Neutral: CSU leads 1-0

Date	Result	Location
1/8/77	L, 59-56	Wichita
1/10/87	W, 72-58	Norman
11/27/16	W, 70-55	Norman
11/21/17	W, 78-46	Fort Collins

Connecticut 0-13

Games: 13
Series Record: UConn leads 13-0
In Norman: UConn leads 4-0
In Storrs: UConn leads 2-0
Neutral: UConn leads 7-0

Date	Result	Location
12/29/99	L, 84-68	Norman
3/25/00	L, 102-80	Richmond
12/22/01	L, 86-72	Hartford
3/31/02	L, 82-70	San Antonio
12/1/02	L, 73-60	Honolulu
11/20/05	L, 82-62	Storrs
11/30/08	L, 106-78	Storrs
2/15/10	L, 76-60	Norman
2/14/11	L, 86-45	Hartford
2/13/12	L, 73-55	Norman
12/19/17	L, 88-64	Uncasville
12/19/18	L, 72-63	Norman
12/22/19	L, 97-53	Uncasville

Creighton 5-0

Games: 5
Series Record: OU leads 5-0
In Norman: OU leads 3-0
In Omaha, Neb.: OU leads 2-0

Date	Result	Location
12/2/85	W, 94-76	Norman
12/03/08	W, 69-49	Norman
12/20/09	W, 67-58	Omaha
12/10/12	W, 69-48	Omaha
12/1/13	W, 80-52	Norman

Dartmouth 1-0

Games: 1
Series Record: OU leads 1-0
In Miami, Fla.: OU leads 1-0

Date	Result	Location
1/3/86	W, 64-46	Miami

Denver 2-0

Games: 2
Series Record: OU leads 2-0
In Norman: OU leads 1-0
In Denver: OU leads 1-0

Date	Result	Location
12/28/98	W, 80-52	Norman
12/18/99	W, 69-62	Denver

DePaul 1-4

Games: 5
Series Record: DePaul leads 4-1
In Norman: Tied 1-1
In Chicago: DePaul leads 1-0
Neutral: DePaul leads 2-0

Date	Result	Location
11/12/06	W, 105-71	Norman
3/22/14	L, 104-100	Durham
11/13/17	L, 111-108 (OT)	Chicago
3/16/18	L, 90-79	College Station
12/9/18	L, 87-76	Norman

Drake 1-3

Games: 4
Series Record: DU leads 3-1
In Norman: DU leads 2-1
In Des Moines: DU leads 1-0

Date	Result	Location
1/14/77	L, 61-55	Norman
12/3/95	L, 81-71	Des Moines
11/25/96	L, 77-64	Norman
12/17/19	W, 93-84	Norman

Duke 1-2

Games: 3
Series Record: Duke leads 2-1
In Norman: Duke leads 1-0
Durham: Duke leads 1-0
Neutral: OU leads 1-0

Date	Result	Location
3/29/02	W, 86-71	San Antonio
12/8/13	L, 94-85	Norman
12/14/14	L, 92-72	Durham

HISTORY

HISTORY



RECORDS VS. OPPONENTS

East Central (Okla.) 3-3

Games: 6
Series Record: Tied 3-3
In Norman: OU leads 2-1
In Ada: ECU leads 3-0

Date	Result	Location
1/27/75	L, 62-41	Ada
2/6/75	L, 62-50	Norman
1/31/76	W, 44-38	Norman
12/16/77	W, 75-62	Norman
1/20/78	L, 64-47	Ada
12/16/78	W, 52-47	Ada

Eastern Illinois 0-1

Games: 1
Series Record: EIU leads 1-0
Neutral: EIU leads 1-0

Date	Result	Location
12/8/89	L, 110-88	Green Bay

Eastern Kentucky 1-0

Games: 1
Series Record: OU leads 1-0
Neutral: OU leads 1-0

Date	Result	Location
11/18/06	W, 92-79	Honolulu

Eastern Michigan 1-0

Games: 1
Series Record: OU leads 1-0
In Norman: OU leads 1-0

Date	Result	Location
12/7/21	W, 94-58	Norman

Eastern New Mexico 1-0

Games: 1
Series Record: OU leads 1-0
In Norman: OU leads 1-0

Date	Result	Location
1/6/79	W, 71-62	Norman

Eastern Washington 1-0

Games: 1
Series Record: OU leads 1-0
Neutral: OU leads 1-0

Date	Result	Location
11/24/90	W, 82-71	College Station

Emporia State 1-0

Games: 1
Series Record: OU leads 1-0
In Norman: OU leads 1-0

Date	Result	Location
1/4/84	W, 110-60	Norman

Fairfield 1-0

Games: 1
Series Record: OU leads 1-0
Neutral: OU leads 1-0

Date	Result	Location
12/18/13	W, 79-51	Bridgeport

Florida 0-1

Games: 1
Series Record: UF leads 1-0
In Norman: UF leads 1-0

Date	Result	Location
12/3/17	L, 61-80	Norman

Fordham 1-0

Games: 1
Series Record: OU leads 1-0
Neutral: OU leads 1-0

Date	Result	Location
11/29/02	W, 90-62	Honolulu

Fresno State 1-1

Games: 2
Series Record: Tied 1-1
In Norman: OU leads 1-0
Neutral: CSUF leads 1-0

Date	Result	Location
11/22/10	W, 84-66	Norman
12/8/11	L, 69-66	Fresno

Gardner-Webb 1-0

Games: 1
Series Record: OU leads 1-0
In Norman: OU leads 1-0

Date	Result	Location
11/27/10	W, 84-75	Norman

George Washington 0-2

Games: 2
Series Record: GWU leads 2-0
In Washington D.C.: GWU leads 1-0
In Norman: GWU leads 1-0

Date	Result	Location
12/4/93	L, 88-74	Wash., D.C.
3/23/03	L, 71-61	Norman

Georgia 1-5

Games: 6
Series Record: UGA leads 5-1
In Norman: Tied 1-1
In Athens: UGA leads 3-0
Neutral: UGA leads 1-0

Date	Result	Location
12/11/97	L, 94-76	Norman
12/13/98	L, 88-79	Athens
11/22/00	L, 94-70	Madison
1/27/08	W, 65-57	Norman
11/15/09	L, 62-51	Athens
12/6/20	L, 93-80	Athens

Georgia State 1-0

Games: 1
Series Record: OU leads 1-0
In Norman: OU leads 1-0

Date	Result	Location
12/6/84	W, 83-62	Norman

Georgia Tech 1-0

Games: 1
Series Record: OU leads 1-0
Neutral: OU leads 1-0

Date	Result	Location
3/24/09	W, 69-50	Iowa City

Gonzaga 2-0

Games: 2
Series Record: OU leads 2-0
In Norman: OU leads 1-0
Neutral: OU leads 1-0

Date	Result	Location
11/14/13	W, 82-78	Norman
3/18/17	W, 75-62	Seattle

Grambling 1-0

Games: 1
Series Record: OU leads 1-0
In Norman: OU leads 1-0

Date	Result	Location
12/21/95	W, 100-66	Norman

Hartford 2-0

Games: 2
Series Record: OU leads 2-0
In Norman: OU leads 2-0

Date	Result	Location
12/21/95	W, 100-66	Norman
3/16/02	W, 84-52	Norman

Hawaii 3-1

Games: 4
Series Record: OU leads 3-1
In Honolulu, Hawaii: OU leads 3-1

Date	Result	Location
12/6/91	L, 95-82	Honolulu
12/20/99	W, 67-53	Honolulu
11/18/06	W, 76-56	Honolulu
11/25/12	W, 74-49	Honolulu

Henderson State 1-0

Games: 1
Series Record: OU leads 1-0
In Norman: OU leads 1-0

Date	Result	Location
12/29/04	W, 87-44	Norman

Houston 2-2

Games: 4
Series Record: Tied 2-2
In Norman: Series tied 1-1
In Houston Series tied 1-1

Date	Result	Location
1/10/81	W, 67-66	Norman
1/20/81	W, 82-79	Houston
11/23/19	L, 85-69	Houston
11/25/20	L, 97-85	Norman

Howard 1-0

Games: 1
Series Record: OU leads 1-0
Neutral: OU leads 1-0

Date	Result	Location
12/7/91	W, 91-61	Honolulu

Illinois 4-1

Games: 5
Series Record: OU leads 4-1
In Norman: OU leads 2-0
In Champaign-Urbana: Tied 1-1
Neutral: OU leads 1-0

Date	Result	Location
12/16/01	W, 91-69	Norman
12/28/03	W, 70-53	Norman
12/18/05	L, 86-75	Champaign
12/5/07	W, 77-67	Champaign
11/29/14	W, 78-76 (OT)	U.S.V.I.

Illinois State 3-0

Games: 3
Series Record: OU leads 3-0
In Normal: OU leads 1-0
Neutral: OU leads 2-0

Date	Result	Location
3/17/84	W, 67-65	Normal
12/3/93	W, 69-56	Wash., D.C.
3/23/08	W, 69-61	West Lafayette

Iowa 1-2

Games: 3
Series Record: Iowa leads 2-1
Neutral: Iowa leads 2-1

Date	Result	Location
12/29/88	L, 86-69	Miami
11/27/04	L, 54-47	Grand Bahamas
11/25/05	W, 85-68	San Francisco

Iowa State 41-29

Games: 70
Series Record: OU leads 41-29
In Norman: OU leads 25-7
In Ames: ISU leads 18-13
Neutral: ISU leads 4-3

Date	Result	Location
1/21/77	L, 93-58	Boulder
1/20/79	L, 80-69	Lincoln
1/18/80	W, 87-77	Columbia
11/27/82	L, 80-76	Ames
12/18/82	W, 80-64	Norman
1/28/84	W, 77-73	Ames
2/25/84	W, 97-59	Norman
1/23/85	W, 89-56	Ames
2/13/85	W, 89-48	Norman
3/4/85	W, 78-63	Kansas City
1/18/86	W, 85-62	Norman
2/8/86	L, 81-72	Ames
1/31/87	W, 74-72	Norman
2/24/87	W, 87-72	Ames
1/30/88	L, 82-66	Ames
2/20/88	W, 85-76	Norman



» Oklahoma is 25-7 at home vs. Iowa State and the Sooners' 13 wins in Ames are sixth most of any team in the country.

1/21/89	W, 72-65	Norman	12/31/17	W, 74-69	Ames
2/11/89	W, 84-74	Ames	2/21/18	W, 80-71	Norman
1/13/90	L, 92-78	Ames	1/19/19	L, 104-78	Ames
2/10/90	W, 70-69	Norman	2/20/19	L, 91-70	Norman
1/30/91	W, 101-74	Norman	1/11/20	W, 81-72	Norman
1/15/92	W, 94-63	Norman	2/8/20	L, 63-59	Ames
3/1/92	W, 78-70	Ames	1/19/21	L, 64-63	Ames
1/8/93	W, 66-55	Ames	2/9/21	W, 67-61	Norman
2/7/93	W, 79-57	Norman	1/5/22	L, 81-71	Norman
1/7/94	W, 84-61	Norman	2/19/22	L, 89-67	Ames
2/6/94	W, 65-45	Ames			
1/15/95	W, 101-77	Norman			
2/10/95	L, 69-62	Ames			
1/7/96	W, 89-78	Norman			
2/2/96	L, 73-57	Ames			
1/11/97	L, 67-58	Norman			
1/10/98	L, 83-68	Ames			
1/2/99	L, 81-60	Norman			
2/8/00	L, 71-56	Ames			
1/6/01	L, 81-79	Norman			
3/10/01	L, 68-65	Kansas City			
1/15/02	L, 82-66	Ames			
2/22/03	W, 61-48	Norman			
1/20/04	L, 69-51	Ames			
1/29/05	L, 73-60	Ames			
1/24/07	W, 69-49	Norman			
3/10/07	W, 67-60	Oklahoma City			
1/9/08	W, 67-64	Ames			
2/11/09	W, 58-49	Norman			
1/27/10	W, 81-69	Ames			
2/5/11	W, 65-62	Norman			
1/4/12	W, 80-51	Norman			
2/18/12	L, 77-71	Ames			
1/15/13	L, 82-61	Ames			
2/14/13	L, 72-68	Norman			
3/10/13	L, 79-60	Dallas			
1/5/14	L, 82-75 (OT)	Norman			
1/21/14	W, 75-54	Ames			
2/4/15	W, 75-66	Norman			
2/17/15	L, 84-76 (OT)	Ames			
1/30/16	W, 77-71	Ames			
2/27/16	W, 85-54	Norman			
1/11/17	W, 67-57	Ames			
1/25/17	W, 78-63	Norman			

HISTORY

HISTORY



Kansas 44-33

Games: 78
 Series Record: OU leads 44-33
 In Norman: OU leads 20-13
 In Lawrence: OU leads 19-16
 Neutral: Tied 5-5

Date	Result	Location
2/13/76	L, 65-39	Manhattan
1/20/77	L, 72-45	Boulder
1/16/81	L, 95-55	Lawrence
1/15/82	W, 73-63	Manhattan
1/30/82	W, 64-61	Lawrence
1/18/83	W, 83-74	Norman
2/2/83	L, 81-79	Lawrence
1/31/84	W, 87-84	Norman
2/22/84	W, 85-74	Lawrence
3/8/84	W, 76-63	Norman
1/19/85	W, 90-69	Norman
2/24/85	W, 78-77 (OT)	Lawrence
3/7/85	W, 79-69	Kansas City
2/1/86	L, 85-67	Lawrence
2/26/86	L, 77-72	Norman
1/14/87	W, 81-67	Norman
2/14/87	L, 89-73	Lawrence
2/3/88	L, 71-68	Norman
2/24/88	L, 71-68	Lawrence
3/2/88	L, 67-66	Salina
1/14/89	L, 86-82 (OT)	Lawrence
2/15/89	W, 101-87	Norman
1/17/90	L, 94-69	Lawrence
2/3/90	L, 83-77	Norman
1/9/91	L, 81-64	Lawrence
2/16/91	L, 76-69	Norman
2/5/92	L, 75-56	Lawrence
2/26/92	L, 73-72 (OT)	Norman
3/8/92	L, 70-62	Salina
1/22/93	L, 70-64	Norman
2/21/93	L, 76-54	Lawrence
1/21/94	L, 85-78	Lawrence
2/20/94	L, 80-76	Norman
1/20/95	W, 84-69	Lawrence
2/19/95	W, 103-83	Norman
3/5/95	L, 88-81	Salina
1/19/96	W, 71-68	Lawrence
2/18/96	L, 81-63	Norman
3/1/97	L, 92-69	Lawrence
2/25/98	L, 78-74	Norman
2/20/99	L, 58-54	Lawrence
2/26/00	W, 88-69	Norman
1/24/01	W, 88-64	Lawrence
3/7/01	W, 80-61	Kansas City
2/2/02	W, 79-57	Norman
1/22/03	W, 61-49	Lawrence
2/14/04	W, 83-59	Norman
2/2/05	W, 65-49	Lawrence
2/8/06	W, 86-57	Norman
2/21/07	W, 76-70	Lawrence
1/30/08	W, 67-51	Norman
2/12/09	W, 69-54	Lawrence
3/13/09	W, 76-59	Oklahoma City
1/23/10	W, 81-69	Norman
1/23/11	W, 75-57	Lawrence
1/31/12	W, 78-64 (OT)	Lawrence
3/4/12	L, 83-77	Norman
2/17/13	L, 81-71	Lawrence
3/2/13	W, 85-77	Norman
2/9/14	W, 81-71	Lawrence
2/22/14	W, 64-61	Norman
2/7/15	W, 69-57	Lawrence
2/28/15	L, 65-58	Norman

12/30/15	W, 67-44	Norman
2/20/16	W, 72-66	Lawrence
12/28/16	W, 84-54	Lawrence
2/1/17	W, 89-52	Norman
1/24/18	W, 97-64	Norman
2/10/18	W, 72-52	Lawrence
1/30/19	L, 88-79	Lawrence
2/13/19	W, 78-67	Norman
2/2/20	W, 94-82 (OT)	Lawrence
2/26/20	L, 83-80	Norman
12/10/20	L, 74-64	Lawrence
1/27/21	W, 84-81	Norman
1/8/22	W, 82-68	Lawrence
3/5/22	L, 73-67	Norman
3/11/22	W, 80-68	Kansas City

Kansas State 43-30

Games: 73
 Series Record: OU leads 43-30
 In Norman: OU leads 23-11
 In Manhattan: OU leads 17-16
 Neutral: Tied 3-3

Date	Result	Location
2/12/76	L, 90-27	Manhattan
1/7/78	W, 67-61	Lawrence
12/14/79	L, 96-73	Manhattan
2/5/83	L, 86-74	Norman
3/5/83	L, 87-63	Norman
1/21/84	L, 88-70	Manhattan
2/11/84	L, 71-62	Norman
3/9/84	L, 69-67	Kansas City
1/26/85	W, 92-85	Norman
2/9/85	L, 90-75	Manhattan
1/22/86	W, 83-72	Manhattan
2/11/86	W, 94-77	Norman
1/6/87	W, 70-47	Norman
2/4/87	L, 80-69	Manhattan
2/28/87	L, 79-64	Salina
1/16/88	W, 96-65	Manhattan
2/13/88	W, 79-61	Norman
2/1/89	L, 84-83	Norman
2/22/89	L, 64-60	Manhattan
1/20/90	L, 94-87	Norman
2/14/90	L, 92-88	Manhattan
1/23/91	L, 86-75	Manhattan
2/6/91	W, 88-56	Norman
1/18/92	L, 91-86	Norman
2/12/92	W, 88-73	Manhattan
1/24/93	W, 68-60	Norman
2/19/93	W, 87-65	Manhattan
1/23/94	L, 72-54	Manhattan
2/18/94	L, 71-70	Norman
1/22/95	W, 79-70	Manhattan
2/17/95	W, 71-60	Norman
1/21/96	W, by forfeit (KSU, 80-67)	Manhattan
2/16/96	W, 62-54	Norman
2/8/97	L, 49-47	Norman
3/4/97	L, 81-56	Kansas City
2/4/98	W, 69-67	Manhattan
2/13/99	W, 79-58	Norman
2/22/00	W, 64-56	Manhattan
2/14/01	W, 79-60	Norman
2/13/02	W, 78-68	Manhattan
3/7/02	W, 69-49	Kansas City
2/1/03	L, 74-45	Norman
1/31/04	L, 74-65	Manhattan
3/11/04	W, 78-66	Dallas

2/13/05	W, 77-61	Norman
2/21/06	W, 78-64	Manhattan
1/3/07	W, 78-58	Norman
2/20/08	W, 68-65	Manhattan
1/14/09	W, 64-48	Norman
2/21/10	W, 64-58	Manhattan
1/12/11	W, 52-45	Norman
1/17/12	W, 65-57	Manhattan
2/15/12	W, 68-62	Norman
2/6/13	W, 74-68	Manhattan
2/29/13	W, 72-57	Norman
1/11/14	W, 61-50	Norman
1/29/14	L, 86-78	Manhattan
2/7/15	W, 66-58	Norman
2/21/15	W, 73-64	Manhattan
1/10/16	W, 68-58	Norman
2/9/16	L, 87-71	Manhattan
1/4/17	W, 85-80 (OT)	Norman
2/21/17	L, 79-71	Manhattan
1/17/18	W, 76-71	Manhattan
1/31/18	W, 68-49	Norman
1/5/19	L, 86-56	Manhattan
2/10/19	L, 83-75	Norman
1/25/20	L, 92-74	Manhattan
2/16/20	L, 87-85	Norman
1/31/21	W, 80-78	Manhattan
3/7/21	W, 90-81	Norman
1/23/22	L, 95-64	Manhattan
2/26/22	W, 72-69	Norman

Kentucky 1-3

Games: 4
 Series Record: Kentucky leads 3-1
 In Lexington, Ky.: UK leads 2-0
 Neutral: Tied 1-1

Date	Result	Location
3/30/10	W, 88-68	Kansas City
11/28/14	L, 92-88 (OT)	U.S.V.I.
3/21/16	L, 79-58	Lexington
12/1/16	L, 82-68	Lexington

Lamar 3-0

Games: 3
 Series Record: OU leads 3-0
 In Norman: OU leads 2-0
 In Beaumont: OU leads 1-0

Date	Result	Location
12/2/05	W, 60-42	Norman
11/29/06	W, 79-44	Beaumont
11/18/14	W, 100-73	Norman

La Salle 1-0

Games: 1
 Series Record: OU leads 1-0
 Neutral: OU leads 1-0

Date	Result	Location
1/5/86	W, 71-68	Miami

Liberty 1-0

Games: 1
 Series Record: OU leads 1-0
 Neutral: OU leads 1-0

Date	Result	Location
11/15/11	W, 76-45	Nashville

Louisiana-Monroe (ULM) 2-2

Games: 4
 Series Record: Tied 2-2
 In Norman: OU leads 2-0
 In Monroe, La.: ULM leads 1-0
 In Tulsa, Okla.: ULM leads 1-0

Date	Result	Location
3/7/79	L, 69-59	Tulsa
1/7/83	W, 87-75	Wichita
12/2/89	W, 95-93	Norman
1/28/91	L, 79-76	Monroe

Louisiana Tech 1-4

Games: 5
 Series Record: La. Tech leads 4-1
 In Norman: La. Tech leads 1-0
 In Ruston, La.: La. Tech leads 2-0
 Neutral: Tied 1-1

Date	Result	Location
3/18/81	L, 88-68	Nacogdoches
2/22/82	L, 101-57	Norman
2/21/83	L, 105-75	Ruston
3/18/95	L, 48-36	Ruston
12/18/04	W, 86-59	Eugene

Louisville 0-2

Games: 2
 Series Record: UL leads 2-0
 In Norman: UL leads 1-0
 Neutral: UL leads 1-0

Date	Result	Location
4/4/09	L, 61-59	St. Louis
11/17/13	L, 97-92 (OT)	Norman

Loyola Marymount 1-1

Games: 2
 Series Record: Tied 1-1
 In Los Angeles: Tied 1-1

Date	Result	Location
12/28/90	L, 76-75	Los Angeles
11/27/97	W, 63-55	Los Angeles

Loyola (Md.) 1-0

Games: 1
 Series Record: OU leads 1-0
 Neutral: OU leads 1-0

Date	Result	Location
3/16/95	W, 90-55	Ruston

LSU 1-0

Games: 1
 Series Record: OU leads 1-0
 In Norman: OU leads 1-0

Date	Result	Location
12/7/19	W, 90-68	Norman

Marist 4-1

Games: 5
 Series Record: OU leads 4-1
 In Norman: OU leads 2-0
 In Poughkeepsie: Tied 1-1
 Neutral: OU leads 1-0

Date	Result	Location
3/20/04	W, 58-45	Tempe
11/26/08	W, 83-57	Norman
12/09/09	W, 80-71	Poughkeepsie
12/2/12	W, 68-55	Norman
12/21/13	L, 76-69	Poughkeepsie

Marquette 1-0

Games: 1
 Series Record: OU leads 1-0
 Neutral: OU leads 1-0

Date	Result	Location
3/19/07	W, 78-47	Austin

Maryland 0-1

Games: 1
 Series Record: UM leads 1-0
 Neutral: UM leads 1-0

Date	Result	Location
11/11/07	L, 76-66	Chapel Hill

Maryland Eastern Shore 1-0

Games: 1
 Series Record: OU leads 1-0
 In Norman: OU leads 1-0

Date	Result	Location
12/15/13	W, 105-46	Norman

McNeese 2-1

Games: 3
 Series Record: OU leads 2-1
 In Norman: OU leads 1-0
 In Lake Charles: OU leads 1-0
 Neutral: OU leads 1-0

Date	Result	Location
1/8/80	L, 61-46	College Station
1/7/81	W, 96-71	Norman
1/19/81	W, by forfeit (MCN, 82-77, OT)	Lake Charles

Memphis 0-2

Games: 2
 Series Record: MEM leads 2-0
 Neutral: MEM leads 2-0

Date	Result	Location
1/10/80	L, 54-53	College Station
12/28/96	L, 71-65	Jamaica

Mercer 2-0

Games: 2
 Series Record: OU leads 2-0
 In Norman: OU leads 1-0
 In Fayetteville: OU leads 1-0

Date	Result	Location
12/19/92	W, 69-60	Fayetteville
11/13/09	W, 108-66	Norman

Miami (Fla.) 2-2

Games: 4
 Series Record: Tied 2-2
 In Norman: OU leads 1-0
 In Coral Gables: Miami leads 2-0
 Neutral: OU leads 1-0

Date	Result	Location
12/30/88	L, 69-66	Coral Gables
12/20/97	W, 67-62	Norman
12/19/98	L, 62-60	Coral Gables
3/22/11	W, 88-83	Charlottesville

Michigan 2-0

Games: 2
 Series Record: OU leads 2-0
 In Norman: OU leads 2-0

Date	Result	Location
12/28/93	W, 96-86	Norman
3/18/12	W, 88-67	Norman

Michigan State 1-1

Games: 2
 Series Record: Tied 1-1
 In Norman: MSU leads 1-0
 In East Lansing: OU leads 1-0

Date	Result	Location
12/21/05	L, 80-60	Norman
12/16/07	W, 66-55	East Lansing

Middle Tennessee 2-0

Games: 2
 Series Record: OU leads 2-0
 Neutral: OU leads 1-0
 In Norman: OU leads 1-0

Date	Result	Location
11/24/85	W, 83-75	Bowling Green
11/19/08	W, 85-65	Norman

Midwestern State 2-0



Minnesota 3-0

Games: 3
Series Record: OU leads 3-0
In Minneapolis: OU leads 1-0
Neutral: OU leads 2-0

Date	Result	Location
12/22/90	W, 85-75	Minneapolis
12/31/94	W, 74-64	Stillwater
11/22/21	W, 88-69	Nassau

Mississippi 1-2

Games: 3
Series Record: Ole Miss leads 2-1
In Norman: OU leads 1-0
In Oxford: Ole Miss leads 1-0
Neutral: Ole Miss leads 1-0

Date	Result	Location
12/14/97	W, 89-85	Norman
12/2/98	L, 77-75	Oxford
3/25/07	L, 90-82	Dayton

Mississippi State 2-0

Games: 2
Series Record: OU leads 2-0
In Norman: OU leads 1-0
Neutral: OU leads 1-0

Date	Result	Location
11/23/07	W, 88-73	Cancun
12/4/21	W, 94-63	Norman

Mississippi Valley State 0-1

Games: 1
Series Record: MVSU leads 1-0
In Norman: MVSU leads 1-0

Date	Result	Location
12/8/88	L, 89-83	Norman

Missouri 30-29

Games: 59
Series Record: OU leads 30-29
In Norman: OU leads 16-9
In Columbia.: MU leads 14-10
Neutral: MU leads 6-4

Date	Result	Location
1/4/77	L, 66-46	Norman
1/6/78	L, 80-56	Lawrence
1/17/80	L, 90-63	Columbia
12/20/80	W, 73-65	Columbia
1/17/81	L, 68-65	Lawrence
1/16/82	L, 87-64	Manhattan
2/24/82	L, 81-62	Norman
1/22/83	L, 109-73	Columbia
2/12/83	W, 85-75	Norman
2/4/84	L, 73-68	Norman
2/28/84	L, 102-77	Columbia
1/16/85	W, 93-83	Norman
2/16/85	L, 92-74	Columbia
3/9/85	L, 89-83	Kansas City
1/25/86	W, 105-79	Columbia
2/22/86	W, 88-80	Norman
3/6/86	L, 71-66	Kansas City
1/17/87	L, 72-70	Columbia
2/7/87	L, 86-76	Norman



» Ashley Paris recorded a career-high 23 rebounds against Missouri on March 11, 2008.

1/20/88	L, 91-72	Columbia
2/6/88	W, 93-84	Norman
1/11/89	L, 71-68	Columbia
2/25/89	L, 104-91	Norman
1/27/90	L, 79-75	Norman
2/24/90	L, 89-60	Columbia
3/3/90	W, 80-77	Salina
1/12/91	W, 67-66	Norman
2/10/91	L, 68-59	Columbia
1/22/92	W, 74-72	Norman
2/9/92	L, 86-56	Columbia
3/7/92	W, 80-79	Salina
1/31/93	L, 69-63	Columbia
2/26/93	L, 68-49	Norman
1/30/94	W, 86-65	Norman
2/25/94	W, 77-71	Columbia
1/6/95	W, 98-83	Columbia
2/5/95	W, 80-57	Norman
1/26/96	W, 69-55	Norman
2/25/96	L, 89-66	Columbia
2/15/97	L, 81-56	Norman
2/22/98	L, 75-68	Columbia
2/27/99	L, 73-64	Norman
1/29/00	W, 76-71	Columbia
2/3/01	W, 82-62	Norman
2/23/02	W, 90-70	Columbia
2/26/03	W, 74-69	Norman
1/28/04	L, 77-65	Columbia
2/19/05	W, 73-59	Norman
2/4/06	W, 88-73	Columbia
3/9/06	W, 75-54	Dallas
2/25/07	W, 72-57	Norman
2/6/08	W, 64-57	Columbia
3/11/08	L, 70-64 (OT)	Kansas City
1/31/09	W, 78-56	Norman
1/20/10	W, 74-65	Columbia
2/12/11	W, 69-47	Norman
1/28/12	W, 62-59	Columbia
2/11/12	W, 64-60	Norman
3/8/12	W, 70-59	Kansas City

Missouri-Kansas City 1-0

Games: 1
Series Record: OU leads 1-0
In Norman: OU leads 1-0

Date	Result	Location
12/11/84	W, 88-62	Norman

Missouri State 4-4

Games: 8
Series Record: Series tied 4-4
In Norman: Series tied 2-2
In Springfield: Series tied 2-2

Date	Result	Location
12/11/84	W, 88-62	Norman
1/12/80	W, 68-66	Springfield
12/13/96	L, 81-58	Springfield
12/3/97	L, 81-65	Norman
12/1/00	W, 89-82	Norman
12/16/00	L, 69-61	Springfield
12/11/04	W, 74-71	Norman
12/10/05	W, 68-57	Springfield
11/14/19	L, 96-90	Norman

Montana 0-1

Games: 1
Series Record: UM leads 1-0
In Missoula: UM leads 1-0

Date	Result	Location
11/11/94	L, 76-64	Missoula

Montana State 2-1

Games: 3
Series Record: OU leads 2-1
In Norman: OU leads 1-0
In Bozeman: OU leads 1-0
Neutral: MSU leads 1-0

Date	Result	Location
12/29/89	L, 86-80	Provo
12/8/01	W, 86-62	Norman
12/10/03	W, 90-59	Bozeman

Nebraska 27-23

Games: 50
Series Record: OU leads 27-23
In Norman: OU leads 16-6
In Lincoln: NU leads 16-8
Neutral: OU leads 3-1

Date	Result	Location
1/5/78	W, 60-59	Lawrence
1/13/79	L, 71-63	Norman
1/18/79	L, 82-60	Lincoln
12/15/79	L, 68-44	Lincoln
1/12/83	L, 85-78	Lincoln
2/18/83	W, 107-85	Norman
2/8/84	W, 96-85	Lincoln
3/3/84	W, 97-79	Norman
2/6/85	W, 86-74	Norman
3/2/85	L, 102-99	Lincoln
1/29/86	W, 88-72	Norman
2/18/86	W, 102-75	Lincoln
1/24/87	W, 97-81	Norman
2/21/87	L, 97-89	Lincoln
1/27/88	L, 94-82	Norman
2/9/88	L, 92-74	Lincoln
1/25/89	W, 68-65 (OT)	Norman
2/8/89	L, 85-76	Lincoln
1/31/90	L, 88-81	Lincoln
2/21/90	W, 102-77	Norman
1/26/91	L, 95-67	Lincoln
2/24/91	W, 75-72	Norman
1/29/92	L, 97-65	Lincoln

2/15/92	W, 92-89	Norman
1/10/93	L, 87-78	Lincoln
2/5/93	L, 97-83	Norman
1/9/94	W, 79-78	Norman
2/4/94	L, 82-76	Lincoln
3/5/94	L, 73-56	Salina
1/13/95	W, 63-62	Norman
2/12/95	W, 85-83	Lincoln
3/4/95	W, 77-67	Salina
1/5/96	L, 79-58	Norman
2/4/96	L, 71-52	Lincoln
1/26/97	L, 87-59	Lincoln
2/14/98	L, 101-72	Norman
1/30/99	L, 85-62	Lincoln
2/5/00	W, 91-69	Norman
2/7/01	W, 84-62	Lincoln
2/16/02	W, 81-47	Norman
1/11/03	W, 57-43	Lincoln
3/11/03	W, 71-51	Dallas
1/7/04	W, 70-51	Norman
2/6/05	L, 70-51	Lincoln
2/26/06	W, 73-45	Norman
1/6/07	W, 77-69	Lincoln
1/16/08	W, 80-72	Norman
1/10/09	W, 77-56	Lincoln
2/24/10	L, 80-64	Norman
1/8/11	W, 70-50	Lincoln

Nebraska-Omaha 1-0

Games: 1
Series Record: OU leads 1-0
Neutral: OU leads 1-0

Date	Result	Location
11/23/79	W, 67-40	Springfield

New Hampshire 1-0

Games: 1
Series Record: OU leads 1-0
Neutral: OU leads 1-0

Date	Result	Location
1/2/85	W, 73-42	Miami

New Mexico 10-3

Games: 13
Series Record: OU leads 10-3
In Norman: OU leads 4-1
In Albuquerque: OU leads 4-2
Neutral: OU leads 2-0

Date	Result	Location
1/13/78	W, 75-74	Las Cruces
12/2/78	L, 70-67	Norman
12/9/85	W, 73-61	Albuquerque
12/1/86	W, 87-51	Norman
12/1/95	W, 95-66	Norman
11/28/95	L, 82-75	Albuquerque
11/16/05	W, 74-63	Albuquerque
12/30/05	W, 83-70	Albuquerque
12/30/06	W, 80-58	Oklahoma City
12/12/10	W, 63-60	Norman
11/19/11	W, 58-56	Albuquerque
12/16/18	W, 105-63	Norman
11/28/19	L, 88-84	Albuquerque



» Courtney Paris became the first Sooner to record 40 points and 20 rebounds in a single game. She did it against New Mexico on Dec. 30, 2006, finishing with 43 points and 26 rebounds in Oklahoma City.

New Mexico State 3-2

Games: 5
Series Record: OU leads 3-2
In Norman: NMSU leads 1-0
In Las Cruces: OU leads 2-1
Neutral: OU leads 1-0

Date	Result	Location
1/11/78	W, 71-61	Las Cruces
1/12/78	L, 77-61	Las Cruces
11/29/86	W, 80-71	Las Cruces
1/6/88	L, 78-72	Norman
3/24/94	W, 82-77	Amarillo

North Carolina 2-2

Games: 4
Series Record: Tied 2-2
In Norman: UNC leads 1-0
In Chapel Hill: OU leads 1-0
Neutral: Tied 1-1

Date	Result	Location
11/28/97	L, 68-61	Los Angeles
1/21/01	W, 94-77	Chapel Hill
11/30/02	W, 66-63	Honolulu
11/23/08	L, 80-79	Norman

N.C. Central 1-0

Games: 1
Series Record: OU leads 1-0
In Norman: OU leads 1-0

Date	Result	Location
1/4/09	W, 89-25	Norman

North Texas 21-3

Games: 24
Series Record: OU leads 21-3
In Norman: OU leads 12-1
In Denton: OU leads 8-2
Neutral: OU leads 1-0

Date	Result	Location
2/2/79	L, 80-62	Denton
2/13/79	W, 45-44	Norman
11/29/79	W, 91-44	Norman
1/14/80	W, 67-45	Denton
12/3/80	W, 101-81	Norman
2/6/81	W, 84-53	Denton
12/9/82	W, 77-64	Denton
12/10/83	W, 99-44	Norman
12/13/84	W, 94-56	Denton
12/5/87	W, 77-75	Denton
1/3/89	W, 93-71	Norman
11/30/89	L, 91-85	Denton
1/2/91	W, 78-69	Norman
12/8/93	W, 90-73	Norman
11/26/94	W, 84-74	Denton
12/1/95	W, 102-60	Norman
12/10/96	W, 67-65	Denton
1/5/00	W, 86-63	Norman
12/18/00	W, 75-61	Norman
11/24/01	W, 83-68	San Antonio
11/27/07	W, 79-42	Norman
12/6/12	W, 71-68	Norman
12/7/14	W, 68-39	Denton
11/16/15	L, 61-57	Norman

Northeastern 1-0

Games: 1
Series Record: OU leads 1-0
In Jamaica, N.Y.: OU leads 1-0

Date	Result	Location
12/29/96	W, 76-54	Jamaica

Northeastern State 2-1

Games: 3
Series Record: OU leads 2-1
In Norman: OU leads 1-0
Neutral: Tied 1-1

Date	Result	Location
2/8/75	W, 55-51	Edmond
2/28/76	L, 63-56	Edmond
12/5/83	W, 87-53	Norman

Northern Arizona 1-1

Games: 2
Series Record: Tied 1-1
In Flagstaff: NAU leads 1-0
Neutral: OU leads 1-0

Date	Result	Location
11/29/87	W, 68-47	Honolulu
12/30/97	L, 101-62	Flagstaff

HISTORY

HISTORY



Northern Colorado 1-0

Games: 1
Series Record: OU leads 1-0
In Norman: OU leads 1-0

Date	Result	Location
12/17/06	W, 82-36	Norman

Northern Iowa 1-0

Games: 1
Series Record: OU leads 1-0
Neutral: OU leads 1-0

Date	Result	Location
12/9/89	W, 78-76	Green Bay

Northern Oklahoma 0-2

Games: 2
Series Record: NOC leads 2-0
In Norman: NOC leads 1-0
In Tonkawa: NOC leads 1-0

Date	Result	Location
12/11/76	L, 62-61	Tonkawa
1/29/77	L, 66-59	Norman

Northwestern State (La.) 2-0

Games: 2
Series Record: OU leads 2-0
In Norman: OU leads 2-0

Date	Result	Location
11/29/12	W, 96-35	Norman
11/15/18	W, 93-56	Norman

Northwest Missouri State 0-1

Games: 1
Series Record: NMSU leads 1-0
In Springfield: NMSU leads 1-0

Date	Result	Location
11/24/78	L, 74-44	Springfield

Northwestern Oklahoma State 2-6

Games: 8
Series Record: NW leads 6-2
In Norman: NW leads 2-1
In Alva: NW leads 3-1
Neutral: NW leads 1-0

Date	Result	Location
2/28/75	L, 79-42	Stillwater
2/20/76	L, 91-36	Alva
12/3/76	L, 67-63	Norman
2/12/77	L, 73-66	Alva
1/25/78	W, 70-68	Norman
2/18/78	L, 78-60	Alva
1/27/79	L, 73-46	Norman
2/18/79	W, 65-58	Alva

Notre Dame 2-4

Games: 6
Series Record: ND leads 4-2
In Norman: ND leads 1-0
Neutral: ND leads 3-2

Date	Result	Location
12/30/86	W, 57-54	Seattle
3/25/08	L, 79-75 (OT)	West Lafayette
11/28/09	L, 81-71	U.S.V.I.
3/28/10	W, 77-72	Kansas City
3/26/11	L, 78-53	Dayton
3/21/22	L, 108-64	Norman

Ohio 1-0

Games: 1
Series Record: OU leads 1-0
Neutral: OU leads 1-0

Date	Result	Location
12/18/11	W, 89-57	Las Vegas

Ohio State 0-4

Games: 4
Series Record: OSU leads 4-0
In Norman: OSU leads 2-0
In Columbus: OSU leads 2-0

Date	Result	Location
1/9/06	L, 75-71	Columbus
12/20/06	L, 74-67	Norman
12/5/10	L, 95-84	Columbus
12/4/11	L, 69-63	Norman

Oklahoma Baptist 4-0

Games: 4
Series Record: OU leads 4-0
In Norman: OU leads 3-0
In Shawnee, Okla.: OU leads 1-0

Date	Result	Location
11/30/77	W, 104-45	Norman
2/1/78	W, 92-49	Shawnee
11/30/81	W, 82-79	Norman
11/29/84	W, 86-59	Norman

Oklahoma City 9-0

Games: 9
Series Record: OU leads 9-0
In Norman: OU leads 4-0
In Oklahoma City: OU leads 5-0

Date	Result	Location
12/13/80	W, 86-75	Norman
1/5/81	W, 68-60	Oklahoma City
2/25/81	W, 77-66	Oklahoma City
12/5/81	W, 79-76	Norman
2/16/82	W, 72-71	Norman
2/26/82	W, 61-60	Oklahoma City
2/9/83	W, 94-84	Oklahoma City
12/12/83	W, 100-52	Norman
12/9/84	W, 86-51	Oklahoma City

Oklahoma State 65-47

Games: 112
Series Record: OU leads 65-47
In Norman: OU leads 35-15
In Stillwater: OU leads 25-24
Neutral: OSU leads 5-8

Date	Result	Location
1/23/75	L, 70-41	Norman
2/19/75	L, 93-44	Stillwater
12/10/75	L, 76-36	Stillwater
2/6/76	L, 53-47	Norman
2/27/76	L, 68-31	Edmond
1/22/77	L, 73-65	Boulder
1/25/77	L, 52-44	Stillwater
2/9/77	L, 70-50	Norman
3/4/77	L, 45-41	Stillwater
12/6/77	W, 80-74	Norman
2/8/78	L, 74-60	Stillwater
11/29/78	L, 77-62	Norman
2/7/79	L, 62-48	Stillwater
2/23/79	W, 53-48	Weatherford
12/7/79	W, 54-41	Norman
1/19/80	L, 60-54	Columbia
2/6/80	W, 52-45	Stillwater
2/21/80	W, 65-62	Norman
12/10/80	W, 89-79	Norman
1/15/81	W, 75-61	Lawrence
1/31/81	W, 76-68	Stillwater
1/20/82	W, 78-68	Stillwater
2/3/82	W, 71-57	Norman
2/27/82	L, 53-52	Oklahoma City
1/27/83	W, 77-64	Norman
2/16/83	W, 83-82 (OT)	Stillwater
1/24/84	W, 75-72	Norman
2/14/84	L, 79-71	Stillwater
2/3/85	L, 85-76	Stillwater
2/27/85	W, 91-62	Norman
2/5/86	W, 108-68	Norman
3/2/86	W, 86-67	Stillwater
3/5/86	W, 85-50	Norman
1/21/87	L, 84-68	Norman
2/11/87	W, 75-70	Stillwater
1/23/88	W, 83-81	Norman
2/16/88	W, 79-78	Stillwater
1/17/89	L, 71-64	Stillwater
2/4/89	L, 87-68	Norman
1/24/90	L, 99-94	Norman
2/6/90	L, 89-77	Stillwater
3/4/90	L, 87-78	Salina
1/19/91	L, 76-60	Stillwater
2/13/91	L, 72-63	Norman
1/25/92	W, 75-65	Stillwater
2/19/92	W, 98-75	Norman
1/17/93	L, 65-44	Stillwater
2/14/93	W, 64-55	Norman
3/6/93	L, 85-70	Salina
1/16/94	W, 82-60	Norman
2/13/94	L, 77-68	Stillwater
1/28/95	W, 62-61	Stillwater
2/26/95	W, 76-67	Norman
1/14/96	L, 86-79 (20T)	Norman
2/11/96	L, 62-58	Stillwater
1/29/97	L, 88-57	Norman
2/23/97	L, 67-54	Stillwater
2/7/98	L, 76-54	Norman
2/28/98	L, 69-52	Stillwater
1/13/99	W, 74-58	Norman

2/10/99	W, 61-53	Stillwater
3/2/99	L, 70-56	Kansas City
2/12/00	W, 93-69	Stillwater
3/1/00	W, 77-68	Norman
2/10/01	W, 76-47	Stillwater
2/24/01	W, 88-83 (OT)	Norman
1/9/02	W, 65-48	Norman
1/29/02	W, 66-58	Stillwater
3/6/02	W, 87-56	Kansas City
2/9/03	W, 87-71	Norman
3/1/03	W, 71-57	Stillwater
1/17/04	W, 87-37	Norman
2/28/04	W, 78-44	Stillwater
1/19/05	W, 70-43	Norman
3/3/05	W, 69-58	Stillwater
1/4/06	W, 85-51	Stillwater
1/31/06	W, 70-54	Norman
1/17/07	W, 76-60	Stillwater
2/4/07	W, 78-63	Norman
1/12/08	L, 82-63	Stillwater
2/23/08	W, 81-71	Norman
2/8/09	W, 93-79	Stillwater
2/28/09	W, 73-63	Norman
2/6/10	W, 77-66	Stillwater
3/7/10	W, 95-62	Norman
3/13/10	W, 74-69	Kansas City
1/29/11	W, 82-77	Stillwater
3/2/11	W, 81-66	Norman
1/14/12	L, 66-63	Stillwater
2/4/12	W, 80-71	Norman
2/10/13	W, 80-61	Norman
2/23/13	L, 83-62	Stillwater
2/1/14	W, 81-74	Norman
2/16/14	L, 73-57	Stillwater
1/19/15	W, 73-54	Norman
3/2/15	W, 66-56	Stillwater
1/16/16	L, 73-42	Stillwater
2/3/16	L, 71-69	Norman
3/5/16	W, 61-43	Oklahoma City
1/22/17	W, 68-62	Norman
2/4/17	W, 66-60	Stillwater
1/7/18	L, 96-82	Stillwater
1/20/18	L, 70-67	Norman
2/6/19	L, 84-74	Stillwater
2/20/19	W, 75-66	Norman
1/8/20	W, 77-75	Stillwater
2/11/20	L, 73-69	Norman
12/15/20	L, 66-53	Norman
2/6/21	L, 91-64	Stillwater
3/12/21	L, 89-80 (OT)	Kansas City
1/26/22	W, 84-58	Norman
3/2/22	W, 79-76	Stillwater

Old Dominion 0-1

Games: 1
Series Record: ODU leads 1-0
Neutral: ODU leads 1-0

Date	Result	Location
12/29/92	L, 60-54	Miami

Oral Roberts 21-15

Games: 36
Series Record: OU leads 21-15
In Norman: OU leads 10-6
In Tulsa: OU leads 7-6
Neutral: OU leads 4-3

Date	Result	Location
12/15/76	W, 59-56	Tulsa
1/17/77	L, 62-58	Norman

1/3/78	L, 84-55	Tulsa
2/4/78	L, 81-62	Norman
2/25/78	L, 57-53	Tahlequah
12/5/78	W, 72-64	Norman
1/8/79	L, 62-49	Tulsa
2/24/79	L, 69-66	Weatherford
1/24/80	L, 64-52	Norman
2/2/80	L, 77-63	Tulsa
2/22/80	L, 73-60	Norman
11/29/80	L, 80-76	Tulsa
2/16/81	W, 66-59	Norman
2/26/81	L, 72-62	Oklahoma City
1/18/82	L, 93-72	Oklahoma City
2/13/82	L, 95-78	Norman
1/4/83	L, 86-72	Tulsa
1/7/84	W, 101-77	Norman
1/11/85	W, 67-66	Tulsa
1/11/86	W, 101-78	Norman
12/4/86	W, 87-72	Tulsa
12/2/87	W, 103-94	Norman
12/10/88	W, 97-83	Tulsa
1/2/89	W, 84-62	Norman
2/10/94	W, 99-48	Norman
12/20/95	W, 63-40	Norman
11/22/96	W, 62-50	Stillwater
12/15/96	W, 66-63	Tulsa
12/28/99	W, 83-66	Norman
11/18/00	W, 87-56	Tulsa
3/17/01	W, 70-64	Norman
11/17/01	W, 73-38	Stillwater
11/23/02	W, 70-42	Tulsa
11/22/03	W, 90-42	Oklahoma City
12/3/05	W, 107-76	Stillwater
12/4/16	L, 74-67	Norman

Oregon 1-2

Games: 3
Series Record: OU leads 2-1
In Eugene: OU leads 1-0
Neutral: Tied 1-1

Date	Result	Location
11/24/12	W, 100-61	Honolulu
11/25/18	L, 94-72	Eugene
11/20/21	L, 98-83	Nassau

Penn State 1-1

Games: 2
Series Record: Tied 1-1
Neutral: Tied 1-1

Date	Result	Location
11/27/88	L, 86-63	Honolulu
12/2/89	W, 92-81	Lubbock

Pepperdine 3-1

Games: 4
Series Record: OU leads 3-1
In Malibu: OU leads 2-1
Neutral: OU leads 1-0

Date	Result	Location
1/9/82	L, 75-70 (OT)	Malibu
1/12/84	W, 85-69	Malibu
11/29/04	W, 95-77	Malibu
3/18/06	W, 78-66	Denver

Phillips 3-5

Games: 8
Series Record: PU leads 5-3
In Norman: PU leads 3-1
In Enid: Tied 2-2

Date	Result	Location
12/1/77	L, 83-60	Enid
2/16/77	L, 72-34	Norman
12/10/78	L, 84-75	Enid
1/18/78	L, 69-68	Norman
12/12/79	L, 89-71	Norman
2/15/79	W, 75-65	Enid
12/3/82	W, 87-49	Enid
12/6/83	W, 93-57	Norman

Pittsburgh 2-0

Games: 2
Series Record: OU



Purdue 4-0

Games: 4
Series Record: OU leads 4-0
In West Lafayette, Ind.: OU leads 1-0
Neutral: OU leads 3-0

Date	Result	Location
3/20/00	W, 76-74	West Lafayette
11/11/02	W, 80-75	Durham
3/31/09	W, 74-68	Oklahoma City
3/19/16	W, 61-45	Lexington

Rice 2-0

Games: 2
Series Record: OU leads 2-0
In Norman: OU leads 1-0
Neutral: OU leads 1-0

Date	Result	Location
12/3/92	W, 82-69	Norman
12/30/95	W, 89-59	Stillwater

Quinnipiac 1-0

Games: 1
Series Record: OU leads 1-0
At Neutral: OU leads 1-0

Date	Result	Location
3/21/15	W, 111-84	Stanford

Rutgers 0-1

Games: 1
Series Record: RU leads 1-0
At Neutral: RU leads 1-0

Date	Result	Location
1/30/85	L, 80-72	Miami

Sacramento State 1-0

Games: 1
Series Record: OU leads 1-0
In Norman: OU leads 1-0

Date	Result	Location
11/13/11	W, 117-55	Norman

St. Gregory's 0-2

Games: 2
Series Record: St. Gregory's leads 2-0
In Norman: St. Gregory's leads 1-0
Neutral: St. Gregory's leads 1-0

Date	Result	Location
1/30/75	L, 82-57	Norman
2/12/75	L, 88-35	Shawnee

St. Joseph's 0-1

Games: 1
Series Record: St. Joseph's leads 1-0
Neutral: St. Joseph's leads 1-0

Date	Result	Location
1/5/85	L, 76-75	Miami

St. John's (N.Y.) 0-1

Games: 1
Series Record: St. John's leads 1-0
In Norman: St. John's leads 1-0

Date	Result	Location
3/20/12	L, 74-70	Norman

Saint Louis 2-0

Games: 2
Series Record: OU leads 2-0
In Norman: OU leads 1-0
In St. Louis: OU leads 1-0

Date	Result	Location
12/30/08	W, 87-61	St. Louis
11/18/12	W, 68-33	Norman

Sam Houston State 4-1

Games: 5
Series Record: OU leads 4-1
In Norman: OU leads 4-1

Date	Result	Location
11/24/90	L, 90-86	Norman
12/2/00	W, 97-60	Norman
11/26/03	W, 79-52	Norman
12/1/10	W, 94-45	Norman
12/15/19	W, 95-72	Norman

Samford 1-0

Games: 1
Series Record: OU leads 1-0
In Norman: OU leads 1-0

Date	Result	Location
12/29/13	W, 66-35	Norman

San Diego 4-0

Games: 4
Series Record: OU leads 4-0
In Norman: OU leads 2-0
In San Diego: OU leads 2-0

Date	Result	Location
1/4/82	W, 72-54	San Diego
1/15/83	W, 100-50	Norman
12/21/00	W, 84-39	Norman
12/21/01	W, 65-63 (2OT)	San Diego

San Diego State 1-1

Games: 2
Series Record: Tied 1-1
In San Diego: SDSU leads 1-0
Neutral: OU leads 1-0

Date	Result	Location
1/6/82	L, 68-65	San Diego
11/27/09	W, 87-48	U.S. VI.

San Francisco 1-0

Games: 1
Series Record: OU leads 1-0
In San Francisco: OU leads 1-0

Date	Result	Location
11/26/06	W, 53-51	San Francisco

Siena 1-0

Games: 1
Series Record: OU leads 1-0
Neutral: OU leads 1-0

Date	Result	Location
11/28/04	W, 85-70	Maibu

Simon Fraser 1-0

Games: 1
Series Record: OU leads 1-0
Neutral: OU leads 1-0

Date	Result	Location
12/29/88	W, 83-66	Stanford

Simpson 1-0

Games: 1
Series Record: OU leads 1-0
Neutral: OU leads 1-0

Date	Result	Location
1/7/77	W, 88-69	Wichita

South Carolina 3-0

Games: 3
Series Record: OU leads 3-0
In Norman: OU leads 1-0
In Columbia: OU leads 1-0
Neutral: OU leads 1-0

Date	Result	Location
12/7/06	W, 78-51	Columbia
12/30/07	W, 95-63	Norman
11/26/09	W, 75-67	U.S. VI.

South Dakota 2-0

Games: 2
Series Record: OU leads 2-0
In Norman: OU leads 1-0
In Vermillion: OU leads 1-0

Date	Result	Location
12/20/20	W, 80-73	Norman
11/9/21	W, 73-71	Vermillion

South Dakota State 2-1

Games: 3
Series Record: OU leads 2-1
In Norman: OU leads 2-0
In Brookings: USD 1-0

Date	Result	Location
3/21/10	W, 68-57	Norman
11/23/17	W, 74-60	Norman
12/6/17	L, 67-61	Brookings

South Florida 1-2

Games: 3
Series Record: USF leads 2-1
In Norman: OU leads 1-0
In Tampa: USF leads 1-0
Neutral: USF leads 1-0

Date	Result	Location
11/27/14	L, 83-68	U.S. VI.
12/9/17	W, 79-74	Norman
11/18/18	L, 87-70	Tampa

Southeast Missouri State 4-0

Games: 4
Series Record: OU leads 4-0
In Norman: OU leads 3-0
Neutral: OU leads 1-0

Date	Result	Location
12/28/03	W, 87-59	Norman
11/24/04	W, 83-48	Norman
11/19/05	W, 84-62	Norman
3/17/07	W, 74-60	Austin

Southeastern Louisiana 1-0

Games: 1
Series Record: OU leads 1-0
In Hammond: OU leads 1-0

Date	Result	Location
1/6/90	W, 88-86	Hammond

Southeastern Oklahoma State 4-2

Games: 6
Series Record: OU leads 4-2
In Norman: OU leads 3-0
In Durant: SEOSU leads 2-1

Date	Result	Location
1/21/76	L, 56-45	Durant
2/4/76	W, 37-35	Norman
2/2/77	W, 68-56	Norman
2/26/77	L, 63-39	Durant
2/6/78	W, 59-47	Durant
2/22/78	W, 73-43	Norman

SMU 9-5

Games: 14
Series Record: OU leads 9-5
In Norman: OU leads 4-2
In Dallas: OU leads 5-3

Date	Result	Location
1/5/92	W, 82-73	Norman
2/17/92	L, 69-63	Dallas
12/5/93	L, 72-66	Norman
1/2/94	W, 99-72	Dallas
12/5/96	L, 96-87	Norman
12/7/97	L, 91-82	Dallas
12/9/01	W, 101-71	Norman
11/5/02	W, 91-70	Dallas
12/21/03	L, 71-68	Dallas
12/3/04	W, 85-63	Dallas
11/13/06	W, 80-43	Norman
11/17/17	W, 87-75	Norman
12/22/18	W, 77-61	Dallas
11/30/21	W, 84-72	Dallas

Stetson 1-0

Games: 1
Series Record: OU leads 1-0
In Norman: OU leads 1-0

Date	Result	Location
11/8/13	W, 78-60	Norman

Southern 1-1

Games: 2
Series Record: Tied 1-1
In Norman: OU leads 1-0
In Nacogdoches: SU leads 1-0

Date	Result	Location
3/9/78	L, 77-49	Nacogdoches
12/29/94	W, 100-72	Norman

Southern California 0-1

Games: 1
Series Record: USC leads 1-0
In Los Angeles: USC leads 1-0

Date	Result	Location
12/5/81	L, 84-55	Los Angeles

Southern Illinois 2-1

Games: 3
Series Record: OU leads 2-1
In Norman: OU leads 1-0
In Springfield: OU leads 1-0
Neutral: SIU leads 1-0

Date	Result	Location
11/24/80	W, 58-46	Springfield
12/2/84	L, 82-62	Pullman
11/13/16	W, 80-48	Norman

Southern Nazarene 2-0

Games: 2
In Norman: OU leads 1-0
In Bethany: SNU leads 1-0

Date	Result	Location
12/5/74	L, 44-43	Bethany
2/15/75	W, 57-37	Norman

Southern Utah 0-1

Games: 1
Series Record: USU leads 1-0
Neutral: USU leads 1-0

Date	Result	Location
11/23/97	L, 64-63	Stillwater

Southwestern Oklahoma State 1-3

Games: 4
Series Record: SWOSU leads 3-1
In Weatherford, Okla.: Tied 1-1
Neutral: SWOSU leads 2-0

Date	Result	Location
2/8/75	L, 63-47	Edmond
2/24/76	L, 72-41	Weatherford
3/5/77	L, 54-42	Stillwater
2/23/79	W, 79-35	Weatherford

Stanford 2-6

Games: 8
Series Record: STAN leads 6-2
In Norman: OU leads 2-0
In Stanford: STAN leads 3-0
Neutral: STAN leads 3-0

Date	Result	Location
12/30/88	L, 91-66	Stanford
12/27/01	W, 102-98 (OT)	Norman
3/19/01	W, 67-50	Norman
1/3/03	L, 58-38	Stanford
3/22/04	L, 68-43	Tempe
3/25/06	L, 88-74	San Antonio
4/04/10	L, 73-66	San Antonio
3/23/15	L, 86-76	Stanford

Stephen F. Austin 6-4

Games: 10
Series Record: OU leads 6-4
In Norman: OU leads 4-1
In Nacogdoches: Tied 2-2
Neutral: SFA leads 1-0

Date	Result	Location
3/8/78	L, 106-54	Nacogdoches
1/27/81	L, 70-49	Nacogdoches
12/12/82	L, 64-62	Norman
11/22/98	L, 82-58	San Antonio
12/29/99	W, 91-72	Norman
12/5/99	W, 61-47	Nacogdoches
12/5/03	W, 77-55	Norman
12/13/04	W, 79-52	Nacogdoches
12/8/10	W, 84-57	Norman
11/20/19	W, 75-62	Norman

Syracuse 1-0

Games: 1
Series Record: OU leads 1-0
Neutral: OU leads 1-0

Date	Result	Location
12/19/11	W, 82-63	Las Vegas

Tennessee 1-5

Games: 6
Series Record: UT leads 5-1
In Norman: UT leads 1-0
In Knoxville: UT leads 2-0
Neutral: UT leads 2-1

Date	Result	Location
11/11/03	L, 94-68	Knoxville
12/21/04	L, 71-55	Norman
11/15/07	L, 70-67	Tampa
2/2/09	W, 80-70	Oklahoma City
1/3/10	L, 96-75	Knoxville
3/31/13	L, 74-59	Oklahoma City

Tennessee Tech 1-1

Games: 2
Series Record: Tied 1-1
Neutral: TTU leads 1-0

Date	Result	Location
12/21/00	L, 74-64	Honolulu

HISTORY

HISTORY



RECORDS VS. OPPONENTS

RECORDS VS. OPPONENTS



Texas 27-37

Games: 64
 Series Record: Texas leads 37-27
 In Norman: OU leads 16-12
 In Austin: Texas leads 20-9
 Neutral: Texas leads 5-2

Date	Result	Location
11/17/80	L, 66-47	Norman
2/10/81	L, 71-54	Austin
3/11/82	L, 87-78	Lubbock
3/20/86	L, 85-59	Austin
11/30/94	L, 84-78	Austin
12/7/95	W, 95-85	Norman
1/7/97	L, 87-69	Austin
1/22/97	L, 76-58	Norman
1/7/98	L, 78-44	Austin
1/17/98	W, 97-84	Norman
1/23/99	L, 81-73	Austin
2/3/99	W, 71-69	Norman
1/19/00	W, 76-73	Austin
2/16/00	L, 77-70	Norman
3/8/00	L, 71-68	Kansas City
1/10/01	W, 85-74	Norman
2/28/01	W, 65-54	Austin
1/19/02	W, 89-69	Norman
2/19/02	L, 68-62 (OT)	Austin
1/29/03	L, 60-54	Norman
3/5/03	L, 78-66	Austin
1/10/04	L, 63-58	Austin
3/2/04	L, 57-54	Norman
3/13/04	W, 66-47	Dallas
1/26/05	L, 83-71 OT	Norman
2/26/05	L, 72-36	Austin
3/9/05	L, 65-59	Kansas City
1/25/06	W, 75-57	Norman
2/15/06	W, 61-54	Austin
1/31/07	L, 67-62	Austin
2/12/07	W, 78-58	Norman
3/7/07	W, 67-58	Oklahoma City
2/3/08	W, 74-58	Austin
3/2/08	L, 65-50	Norman
1/25/09	W, 89-69	Norman
3/8/09	W, 74-62	Austin
2/03/10	L, 75-57	Norman
2/27/10	W, 75-60	Austin
1/16/11	W, 71-67 (OT)	Austin
2/19/11	W, 91-62	Norman
1/21/12	W, 73-67	Norman
2/25/12	L, 87-62	Austin
1/5/13	W, 78-70	Austin
1/19/13	W, 69-56	Norman
1/8/14	L, 79-74 (OT)	Austin
2/19/14	W, 64-63	Norman
3/8/14	L, 82-72	Oklahoma City
1/14/15	W, 70-59	Norman
1/29/15	L, 84-81 (2OT)	Austin
3/8/15	L, 66-56	Oklahoma City
1/23/16	L, 83-76	Austin
2/14/16	W, 74-56	Norman
1/17/17	L, 86-68	Austin
2/18/17	W, 74-73	Norman
12/28/17	L, 88-78	Norman
2/27/18	L, 66-79	Austin
1/9/19	L, 63-73	Austin
2/2/19	L, 67-76	Norman
1/28/20	L, 70-56	Norman
2/29/20	L, 86-76	Austin
2/3/21	L, 58-69	Norman
2/27/21	W, 68-63 (OT)	Austin
1/29/22	W, 65-63	Norman
2/12/22	L, 78-63	Austin

Texas-Arlington 10-3

Games: 13
 Series Record: OU leads 10-3
 In Norman: OU leads 6-2
 In Arlington: OU leads 4-1

Date	Result	Location
11/19/80	W, 61-59	Norman
2/4/80	W, 60-56	Arlington
2/5/82	W, 70-56	Norman
11/27/84	W, 92-66	Norman
12/4/85	W, 103-48	Arlington
11/29/86	W, 86-72	Arlington
12/8/87	W, 94-61	Norman
1/7/89	W, 86-75	Arlington
1/3/90	L, 80-78	Norman
12/10/92	L, 94-93	Norman
2/2/93	L, 80-59	Arlington
12/03/09	W, 100-67	Norman
11/20/13	W, 99-46	Norman

Texas Rio Grande Valley 5-0

Games: 5
 Series Record: OU leads 5-0
 In Norman: OU leads 5-0

Date	Result	Location
11/25/89	W, 120-36	Norman
11/27/94	W, 88-68	Norman
12/17/96	W, 97-57	Norman
11/26/10	W, 116-66	Norman
12/8/16	W, 92-53	Norman

Texas-San Antonio 6-0

Games: 6
 Series Record: OU leads 6-0
 In Norman: OU leads 4-0
 In San Antonio: OU leads 1-0
 Neutral: OU leads 1-0

Date	Result	Location
11/28/87	W, 67-63	Las Cruces
1/21/91	W, 93-86	Norman
11/25/92	W, 102-70	Norman
11/23/98	W, 66-53	San Antonio
11/23/99	W, 80-40	Norman
12/13/15	W, 80-41	Norman

Texas A&M 27-21

Games: 48
 Series Record: OU leads 27-21
 In Norman: OU leads 17-3
 In College Station: TAMU leads 11-7
 Neutral: TAMU leads 6-3

Date	Result	Location
11/26/79	L, 52-45	Springfield
2/3/79	W, 58-49	Denton
1/11/80	L, 71-53	College Station
12/10/82	W, 83-55	Norman
12/6/86	W, 93-62	Norman
12/5/90	L, 101-86	College Station
12/9/91	L, 83-71	Norman
12/18/94	W, 90-69	Norman
12/18/95	L, 99-74	College Station
1/4/97	W, 71-69	Norman
2/5/97	L, 66-63	College Station
1/3/98	W, 84-76	Norman

1/21/98	L, 91-83	College Station
2/6/99	W, 83-71	College Station
2/24/99	W, 95-69	Norman
1/12/00	W, 87-59	Norman
1/26/00	W, 79-72	College Station
1/17/01	W, 97-84	Norman
1/31/01	W, 93-70	College Station
1/26/02	W, 72-40	College Station
2/9/02	W, 67-51	Norman
1/18/03	W, 77-39	Norman
2/5/03	L, 69-61	College Station
1/14/04	W, 65-56 (OT)	College Station
2/7/04	W, 56-46	Norman
3/9/04	W, 60-47	Dallas
1/9/05	W, 73-53	Norman
1/22/05	W, 63-51	College Station
3/8/05	W, 86-65	Kansas City
1/28/06	W, 81-72	College Station
2/18/06	W, 73-54	Norman
1/27/07	L, 54-52	Norman
2/10/07	L, 78-68	College Station
2/12/08	W, 68-56	Norman
3/6/08	L, 73-59	College Station
1/18/09	W, 71-59	Norman
2/23/09	L, 57-56	College Station
3/14/09	L, 74-62	Oklahoma City
1/17/10	W, 74-65	Norman
3/02/10	L, 78-55	College Station
3/14/10	L, 74-67	Kansas City
1/26/11	L, 80-78	Norman
2/9/11	L, 82-71	College Station
3/11/11	L, 81-68	Kansas City
1/8/12	L, 75-58	College Station
2/21/12	W, 64-55	Norman
3/9/12	L, 79-66	Kansas City
12/20/15	L, 74-68	Oklahoma City

TCU 25-11

Games: 36
 Series Record: OU leads 25-11
 In Norman: OU leads 15-3
 In Fort Worth: OU leads 10-7
 Neutral: TCU leads 1-0

Date	Result	Location
1/3/92	W, 103-82	Norman
2/24/93	L, 79-73	Fort Worth
12/21/95	W, 89-70	Fort Worth
2/28/95	W, 92-44	Norman
11/25/96	W, 103-81	Fort Worth
12/7/96	W, 93-47	Norman
11/20/99	W, 78-66	Norman
12/7/00	W, 94-74	Fort Worth
11/27/02	W, 76-60	Norman
12/14/03	W, 68-64	Fort Worth
12/9/05	L, 81-65	Fort Worth
11/31/06	W, 77-63	Norman
11/21/09	W, 74-70	Norman
1/2/11	L, 76-69	Fort Worth
12/28/11	W, 82-54	Norman
1/9/13	W, 85-79	Fort Worth
1/30/13	W, 74-53	Norman
1/25/14	W, 63-52	Norman
3/1/14	L, 76-66	Fort Worth
1/17/15	W, 97-81	Fort Worth
2/14/15	W, 77-54	Norman
1/6/16	W, 78-65	Fort Worth
2/6/16	W, 77-64	Norman
1/1/17	W, 87-72	Norman

2/25/17	W, 73-64	Fort Worth
1/4/18	W, 84-71	Norman
1/27/18	L, 58-62	Fort Worth
3/3/18	L, 79-90	Oklahoma City
1/22/19	L, 86-71	Fort Worth
3/2/19	L, 76-63	Norman
1/19/20	L, 82-63	Norman
3/4/20	L, 96-71	Fort Worth
2/24/21	W, 76-60	Fort Worth
3/27/21	L, 83-79	Norman
1/15/22	W, 100-71	Norman
2/23/22	W, 92-57	Fort Worth

Texas State 3-0

Games: 3
 Series Record: OU leads 3-0
 In Norman: OU leads 2-0
 In San Marcos: OU leads 1-0

Date	Result	Location
12/9/88	W, 92-74	San Marcos
11/21/05	W, 76-57	Norman
12/13/20	W, 52-40	Norman

Texas Southern 3-1

Games: 4
 Series Record: OU leads 3-1
 In Norman: OU leads 3-0
 Neutral: TSU leads 1-0

Date	Result	Location
2/7/81	L, 80-72	Denton
2/10/82	W, 82-70 (OT)	Norman
12/15/85	W, 103-71	Norman
12/19/88	W, 81-72	Norman

Texas Tech 40-27

Games: 67
 Series Record: OU leads 40-27
 In Norman: OU leads 22-10
 In Lubbock: OU leads 16-15
 Neutral: Tied 2-2

Date	Result	Location
12/1/80	L, 65-58	Lubbock
1/26/80	L, 55-48	Norman
1/12/81	W, 69-56	Norman
2/2/81	L, 79-70	Lubbock
2/18/82	L, 93-86	Lubbock
12/11/83	W, 93-91 (OT)	Norman
12/3/89	L, 64-54	Lubbock
12/16/90	L, 88-80	Norman
12/6/91	L, 66-50	Lubbock
12/28/93	L, 93-56	Miami
12/21/94	L, 80-75	Lubbock
11/29/95	L, 66-64	Norman
1/15/97	L, 67-55	Lubbock
2/19/97	L, 63-49	Norman
2/11/98	L, 79-63	Lubbock
2/19/98	L, 94-59	Norman
1/6/99	L, 93-69	Lubbock
1/27/99	L, 89-87	Norman
1/8/00	W, 82-76	Norman
2/19/00	L, 86-81	Lubbock
1/28/01	W, 84-66	Norman
2/17/01	W, 80-75	Lubbock
1/5/02	W, 80-68	Lubbock
25/27/02	W, 75-56	Norman
3/23/02	W, 72-62	Boise

1/15/03	L, 80-71	Norman
2/19/03	L, 59-48	Lubbock
2/10/04	W, 68-62	Lubbock
2/25/04	W, 65-53	Norman
1/5/05	L, 70-64	Lubbock
2/23/05	L, 83-70	Norman
1/18/06	W, 63-57	Norman
3/1/06	W, 60-59	Lubbock
1/22/07	W, 86-81 (2OT)	Norman
2/17/07	W, 70-67	Lubbock
1/23/08	W, 78-39	Norman
2/27/08	W, 65-55	Norman
2/17/09	W, 80-72	Lubbock
3/4/09	W, 61-49	Norman
1/09/10	W, 73-58	Norman
1/30/10	W, 70-66	Lubbock
1/19/11	W, 71-61	Norman
3/5/11	L, 65-61	Lubbock
3/9/11	W, 71-69	Kansas City
1/11/12	W, 71-68	Norman
2/29/12	W, 71-62	Lubbock
1/2/13	W, 65-55	Norman
3/4/13	W, 77-73	Lubbock
1/2/14	W, 68-38	Lubbock
3/3/14	W, 87-32	Norman
1/10/15	W, 75-58	Lubbock
1/24/15	W, 70-64	Norman
1/20/16	W, 92-53	Norman
3/1/16	W, 70-60	Lubbock
1/14/17	W, 66-45	Norman
2/11/17	W, 64-56	Lubbock
1/10/18	W, 73-52	Lubbock
2/24/18	W, 79-61	Norman
1/2/19	W, 66-61	Norman
3/5/19	L, 82-88	Lubbock
3/8/19	L, 84-104	Oklahoma City
1/22/20	L, 89-84 (OT)	Lubbock
3/7/20	L, 106-94	Norman
1/6/21	W, 75-74	Lubbock
3/1/21	W, 88-79	Norman
1/2/22	W, 97-91	Lubbock
2/16/22	L, 97-87	Norman

Tulane 1-1

Games: 2
 Series Record: Tied 1-1
 In Norman: OU leads 1-0
 In New Orleans: Tulane leads 1-0

Date	Result	Location
1/8/87	W, 84-53	Norman
1/9/88	L, 82-75	New Orleans

Tulsa 26-2

Games: 28
 Series Record: OU leads 26-2
 In Norman: OU leads 11-1
 In Tulsa, Okla.: OU leads 12-1
 Neutral: OU leads 3-0

Date	Result	Location
2/18/76	L, 58-55	Norman
2/28/76	W, 57-53	Edmond
12/9/78	W, 95-52	Enid
12/18/78	W, 80-68	Tulsa
2/11/78	W, 94-45	Norman
2/23/78	W, 82-55	Tahlequah
11/11/79	W, 57-47	Tulsa
2/10/79	W, 69-54	Norman
2/22/80	W, 68-55	Tulsa
1/5/80	W, 77-40	Norman
1/29/81	W, 87-57	Norman
2/14/81	W, 106-68	Tulsa
2/14/82	W, 90-59	Tulsa
1/27/82	W, 87-62	Norman
2/4/83	W, 99-60	Norman
2/7/84	W, 82-64	Tulsa
2/11/86	W, 91-32	Norman
1/12/87	W, 62-39	Tulsa
2/29		



UC Santa Barbara 1-1

Games: 2
Series Record: Tied 1-1
In Santa Barbara: Tied 1-1

Date	Result	Location
1/10/84	W, 95-48	Santa Barbara
2/29/91	L, 105-95 (OT)	Santa Barbara

UNLV 1-1

Games: 2
Series Record: Tied 1-1
In Norman: UNLV leads 1-0
In Las Vegas: OU leads 1-0

Date	Result	Location
11/26/80	L, 71-51	Norman
2/8/81	W, 96-85	Las Vegas

USAO 0-5

Games: 5
Series Record: USAO leads 5-0
In Norman: USAO leads 2-0
In Chickasha: USAO leads 2-0
Neutral: USAO leads 1-0

Date	Result	Location
1/21/75	L, 56-42	Norman
2/22/75	L, 62-41	Chickasha
3/1/75	L, 97-60	Stillwater
12/2/76	L, 86-60	Chickasha
1/24/76	L, 78-53	Norman

Utah 5-0

Games: 5
Series Record: OU leads 5-0
In Norman: OU leads 2-0
In Salt Lake City: OU leads 1-0
Neutral: OU leads 2-0

Date	Result	Location
2/2/95	W, 72-68	Pullman
2/7/04	W, 73-65	Norman
2/21/05	W, 72-59	Salt Lake City
11/26/15	W, 70-55	Freepport
12/21/21	W, 83-76	Norman

Vanderbilt 1-2

Games: 3
Series Record: Vanderbilt leads 2-1
In Norman: Tied 1-1
In Nashville: Vanderbilt leads 1-0

Date	Result	Location
3/16/86	W, 86-67	Norman
11/26/11	L, 78-66	Nashville
12/16/12	L, 76-63	Norman

VCU 1-0

Games: 1
Series Record: OU leads 1-0
Neutral: OU leads 1-0

Date	Result	Location
2/29/96	W, 84-52	Nassau

Villanova 1-0

Games: 1
Series Record: OU leads 1-0
In Norman: OU leads 1-0

Date	Result	Location
3/18/02	W, 66-53	Norman

Washington 2-3

Games: 5
Series Record: UW leads 3-2
In Norman: OU leads 1-0
In Seattle: UW leads 2-1
Neutral: UW leads 1-0

Date	Result	Location
2/31/87	L, 83-64	Seattle
3/24/01	L, 84-67	Spokane
11/14/14	W, 90-80	Norman
12/6/15	W, 71-68	Seattle
3/21/17	L, 108-82	Seattle

Washington State 1-1

Games: 2
Series Record: Tied 1-1
In Pullman: OU leads 1-0
Neutral: WSU leads 1-0

Date	Result	Location
11/23/91	L, 84-50	College Station
2/3/95	W, 85-79	Pullman

West Texas A&M 2-0

Games: 2
Series Record: OU leads 2-0
In Norman: OU leads 1-0
In Canyon: OU leads 1-0

Date	Result	Location
12/30/86	W, 80-56	Canyon
12/20/87	W, 82-63	Norman

West Virginia 14-9

Games: 23
Series Record: OU leads 14-9
In Norman: OU leads 7-3
In Morgantown: Tied 5-5
Neutral: OU leads 2-1

Date	Result	Location
11/26/89	L, 83-65	Norman
1/2/13	W, 71-68	Norman
2/3/13	L, 82-63	Morgantown
3/9/13	W, 65-64	Dallas
1/18/14	L, 77-63	Morgantown
2/13/14	L, 76-75	Norman
1/4/15	W, 71-60	Norman
2/1/15	L, 78-69	Morgantown
3/7/15	W, 67-55	Dallas
1/27/16	W, 57-54	Norman
2/17/16	L, 63-55	Morgantown
1/8/17	L, 83-73	Morgantown
2/7/17	W, 90-87 (2OT)	Norman
3/4/17	L, 82-58	Oklahoma City
2/3/18	W, 76-57	Norman
2/17/18	W, 79-77 (OT)	Morgantown
1/13/19	L, 56-66	Norman
2/23/19	W, 80-69	Morgantown

1/15/20	W, 73-49	Morgantown
2/5/20	W, 68-58	Norman
1/3/21	L, 90-72	Norman
2/13/21	W, 72-71	Morgantown
1/19/22	W, 88-76	Morgantown
2/5/22	W, 101-99 (2OT)	Norman

Western Illinois 2-0

Games: 2
Series Record: OU leads 2-0
In Norman: OU leads 2-0

Date	Result	Location
11/19/10	W, 84-43	Norman
12/4/13	W, 97-80	Norman

Western Kentucky 2-1

Games: 3
Series Record: OU leads 2-1
Norman: OU leads 1-0
In Bowling Green: Series tied 1-1

Date	Result	Location
11/25/86	W, 89-81	Bowling Green
11/9/18	W, 90-83	Norman
12/4/19	L, 74-63	Bowling Green

Wichita State 14-7

Games: 21
Series Record: OU leads 14-7
In Norman: OU leads 8-1
In Wichita: WSU leads 6-4
Neutral: OU leads 2-0

Date	Result	Location
1/6/77	L, 70-58	Wichita
11/25/79	W, 61-50	Springfield
11/22/80	W, 62-56	Springfield
12/10/80	W, 75-62	Wichita
2/12/80	L, 59-53 (OT)	Norman
12/23/81	L, 85-59	Wichita
1/24/81	W, 93-76	Norman
1/23/82	W, 67-60	Norman
3/1/82	L, 93-73	Wichita
1/8/83	L, 93-81 (2OT)	Wichita
3/2/83	W, 92-64	Norman
12/21/84	W, 85-68	Wichita
12/16/96	W, 65-54	Norman
12/3/97	L, 71-56	Wichita
3/12/99	W, 75-67	Wichita
11/29/02	W, 89-68	Norman
12/9/03	W, 70-64	Wichita
12/30/04	W, 89-50	Norman
11/10/13	W, 89-70	Norman
11/30/19	L, 88-83	Wichita

Winthrop 1-0

Games: 1
Series Record: OU leads 1-0
In Norman: OU leads 1-0

Date	Result	Location
11/13/15	W, 78-48	Norman

Wisconsin 0-1

Games: 1
Series Record: UW leads 1-0
In Madison: UW leads 1-0

Date	Result	Location
11/24/01	L, 97-77	Madison

Xavier 2-0

Games: 2
Series Record: OU leads 2-0
Neutral: OU leads 2-0

Date	Result	Location
12/20/11	W, 73-51	Las Vegas
12/19/16	W, 81-69	Las Vegas

Yale 1-0

Games: 1
Series Record: OU leads 1-0
In Norman: OU leads 1-0

Date	Result	Location
12/30/14	W, 71-60	Norman

HISTORY

HISTORY



OPPONENT STREAKS

LONGEST ACTIVE DIVISION I WINNING STREAKS

Rk.	Opponent	No.	First Win	Last Win
1.	Prairie View A&M	9	Nov. 29, 1991	Nov. 8, 2020
2.	Missouri	6	Jan. 31, 2009	March 8, 2012
	Stephen. F. Austin	6	Dec. 29, 1999	Nov. 20, 2019
	UTSA	6	Nov. 28, 1987	Dec. 13, 2015
5.	UTRGV	5	Nov. 25, 1989	Dec. 8, 2016
	Creighton	5	Dec. 2, 1985	Dec. 1, 2013
	Tulsa	5	Dec. 2, 2006	Dec. 11, 2016
	Utah	5	Feb. 2, 1995	Dec. 21, 2021
	SMU	5	Dec. 3, 2004	Nov. 30, 2021
	BYU	5	March 18, 2000	Dec. 10, 2021

LONGEST ACTIVE DIVISION I LOSING STREAKS

Rk.	Opponent	No.	First Win	Last Win
1.	Connecticut	13	Dec. 29, 1999	Dec. 22, 2019
2.	Stanford	5	Jan. 3, 2003	March 23, 2015
3.	Ohio State	4	Jan. 9, 2006	Dec. 4, 2011
	DePaul	4	March 22, 2014	Dec. 9, 2018

MOST SERIES MEETINGS

Rk.	Opponent	GP	Record	Last Meeting
1.	Oklahoma State	112	65-47	March 2, 2022
2.	Kansas	77	44-33	March 11, 2022
3.	Kansas State	73	43-30	Feb. 26, 2022
4.	Iowa State	70	41-29	Feb. 19, 2022
5.	Texas Tech	67	40-27	Feb. 16, 2022
6.	Texas	64	27-37	Feb. 12, 2022
7.	Baylor	62	28-34	March 12, 2022
8.	Missouri	59	30-29	March 8, 2012
9.	Colorado	56	22-34	Feb. 23, 2011
10.	Nebraska	50	27-23	Jan. 8, 2011

MOST SERIES WINS

Rk.	Opponent	GP	Wins	Record	Last Meeting
1.	Oklahoma State	112	65	65-47	March 2, 2022
2.	Kansas	77	44	44-33	March 11, 2022
2.	Kansas State	73	43	43-30	Feb. 26, 2022
4.	Iowa State	70	41	41-29	Feb. 19, 2022
5.	Texas Tech	67	40	40-27	Feb. 16, 2022

MOST SERIES LOSSES

Rk.	Opponent	GP	Losses	Rec.	Last Meeting
1.	Oklahoma State	112	47	65-47	March 2, 2022
2.	Texas	64	37	27-37	Feb. 12, 2022
3.	Colorado	56	34	22-34	Feb. 23, 2011
4.	Baylor	62	34	28-34	March 12, 2022
5.	Kansas	77	33	44-33	March 11, 2022

HIGHEST WINNING PERCENTAGE (MIN. 10 MEETINGS)

Rk.	Opponent	GP	Record	Pct.	Last Meeting
1.	Tulsa	28	26-2	.929	Dec. 11, 2016
2.	North Texas	24	21-3	.875	Nov. 16, 2015
3.	New Mexico	13	10-3	.769	Nov. 28, 2019
4.	UT Arlington	13	10-3	.769	Nov. 20, 2013
5.	TCU	36	25-11	.694	Feb. 23, 2022

MEDIA



ANALLANUSA

HISTORY



» OU ATHLETICS COMMUNICATIONS OFFICE

The OU Athletics Communications Office is located on the second floor of Gaylord Family-Oklahoma Memorial Stadium (northwest corner), approximately 1.5 miles north of Lloyd Noble Center.

Main Office Phone/Fax: (405) 325-8231/(405) 325-7623

Address: 180 W. Brooks, Suite 2525, Norman, OK 73019

Associate AD/Strategic Communications: Mike Houck

E-Mail: mhouck@ou.edu

Director: Eric Hollier

E-Mail: ehollier@ou.edu

Associate Director: Brent Beerends

Office Phone: (405) 325-7014

Cell Phone: (405) 738-7754

E-Mail: beerends@ou.edu

Assistant Director: Patrick Dunn

E-Mail: patrickjdunn@ou.edu

Assistant Director: Diana Ly

E-Mail: diana.ly@ou.edu

Assistant Director: Josh Poteet (women's basketball contact)

E-Mail: jpoteet@ou.edu

Communications Assistant: Macy Parmer

E-Mail: macyparmer@ou.edu

Communications Graduate Assistant: Chidera Udeh

E-Mail: chidera.k.udeh-1@ou.edu

Associate AD/Digital Strategy & Innovation: Becca Opheim

E-Mail: bopheim@ou.edu

Director of Creative Content: Johnny Smiley

E-Mail: jsmiley@ou.edu

Associate Director of Digital Media: Erica Slife

E-Mail: etrain@ou.edu

Graphic Design Director: Scott Matthews

E-Mail: smatthews@ou.edu

Graphic Design Assistant Director: Jordyn Rochon

E-Mail: jordynrochon@ou.edu

Graphic Design Assistant Director: Connor Spensley

E-Mail: connor.spensley@ou.edu



Mike Houck
Associate AD



Eric Hollier
Director



Brent Beerends
Associate Director



Josh Poteet
Assistant Director



Patrick Dunn
Assistant Director



Diana Ly
Assistant Director



Macy Parmer
Research Fellow



Chidera Udeh
Graduate Assistant

School	Contact	Office Phone
Baylor	Shelby Hild	(254) 405-7591
Iowa State	Patrick Tarbox	(515) 294-7961
Kansas	Doug Self	(785) 393-4978
Kansas State	Randy Peterson	(785) 523-7975
Oklahoma	Josh Poteet	(405) 764-2478
Oklahoma State	Ryan Cameron	(405) 742-4854
TCU	Nick Morris	(817) 257-5367
Texas	Jeremy Rosenthal	(512) 471-6039
Texas Tech	Andrew Stern	(806) 787-5662
West Virginia	Tanner Cain	(304) 293-2821
Big 12 Office	David Waxman	(469) 524-1000

» ADMINISTRATION (Area Code 405)

Vice President Intercollegiate Athletics Programs and Director of Athletics

Joe Castiglione 325-8208

Executive Deputy AD / COO

Larry Naifeh 325-8200

Deputy A.D. / CFO & Business Strategy

Marcus Bowman 325-1844

Deputy A.D. / Sports Administration

Armani Dawkins 325-7321

Deputy A.D. / Student-Athlete Experience

Carol Ludvigson 325-7717

Deputy A.D. / External Engagement & Advancement

Zac Selmon 325-3138

Executive Assoc. AD / NIL & Operational Advancement

Toby Baldwin 325-8316

Executive Assoc. AD / External Engagement

Leah Beasley 325-8200

Executive Assoc. A.D. / Internal Operations

Greg Tipton 325-4666

Executive Director of Athletics Compliance

Jason Leonard 325-8346

Senior Associate AD (Academic Services)

Mike Meade 325-4146

Sr. Associate A.D. / Athletics Advancement

Matt Schaeperkoetter 325-8278

Associate Athletics Director, Strategic Initiatives

Joey Bailey 325-8451

Coordinator of Administrative Operations

Ann Deal 325-7832

Faculty Athletics Representative

Greg Garn

» HEAD COACHES

Baseball

Skip Johnson 325-8354
(Texas Pan-American '90)

Basketball (Men)

Porter Moser 325-4732
(Creighton '90)

Basketball (Women)

Jennie Baranczyk 325-8322
(Iowa '04)

Cross Country

Hannah Fields 325-8212
(Oklahoma Baptist '15)

Football

Brent Venables 325-8245
(Kansas State '92)

Golf (Men)

Ryan Hybl 325-8342
(Georgia '04)

Golf (Women)

Veronique Drouin-Luttrell 325-8343
(Kent State '03)

Gymnastics (Men)

Mark Williams 325-8341
(Nebraska '80)

Gymnastics (Women)

K.J. Kindler 325-8333
(Iowa State '92)

Rowing (Women)

Sarah Trowbridge 325-6961
(Michigan '06)

Soccer (Women)

Mark Carr 325-8296
(Bournemouth '01)

Softball

Patty Gasso 325-8371
(Long Beach State '84)

Tennis (Men)

Nick Crowell 325-8362
(Texas '00)

Tennis (Women)

Audra Cohen 325-8325
(Miami '09)

Track and Field

Tim Langford 325-8212
(Radford '00)

Volleyball

Lindsey Gray-Walton 325-8364
(Georgia Tech '08)

Wrestling

Lou Rosselli 325-3959
(Edinboro '93)



» MEDIA SEATING

Print media will be stationed in the upper-west area and will have access to the media room located in the south tunnel via the elevator or stairs. The media area will feature three rows of tables and work areas. Game notes will not be printed, but a flip card with a scannable QR code to game notes will be provided.

Per Big 12 policy, two media seats will be designated for visiting team media in 2022-23. Should the visiting team's press corps choose to not attend the game, the seats will be reallocated to home media members.

» CREDENTIALS

Media who have a scannable credential from 2022 OU football home games should use the same credential for basketball home games this season. Credentials for Oklahoma home games are issued to working media only and should be requested as early as possible. Make requests to Josh Poteet in the OU Athletics Communications Office via email (jpoteet@ou.edu).

The University of Oklahoma follows the guidelines set forth by the NCAA and the Big 12 Conference governing the issuance of credentials. Requests for single-game credentials should be made at least 48 hours in advance of the game.

» CREDENTIALS PICKUP

Credentials for OU home games may be picked up in the tunnel entrance beginning two hours prior to tipoff. Photo identification is required for pickup and each media representative must claim his or her pass (no group pickups are allowed). The same entrance will be used by media who already hold a credential.

» MEDIA PARKING

Media members should park on the southeast side of the arena (area shaded gray on attached map). No pass or payment is required.

» PHOTOGRAPHERS

Photographers and videographers must shoot from the Lloyd Noble Center baselines. No photo spots will be assigned for regular season games. Because of

space limitations, photographers are encouraged to arrive early to secure a position.

» VISITING RADIO

Visiting radio crews are positioned next to their team's bench, on the north end of the east sideline. Analog and ISDN lines are furnished.

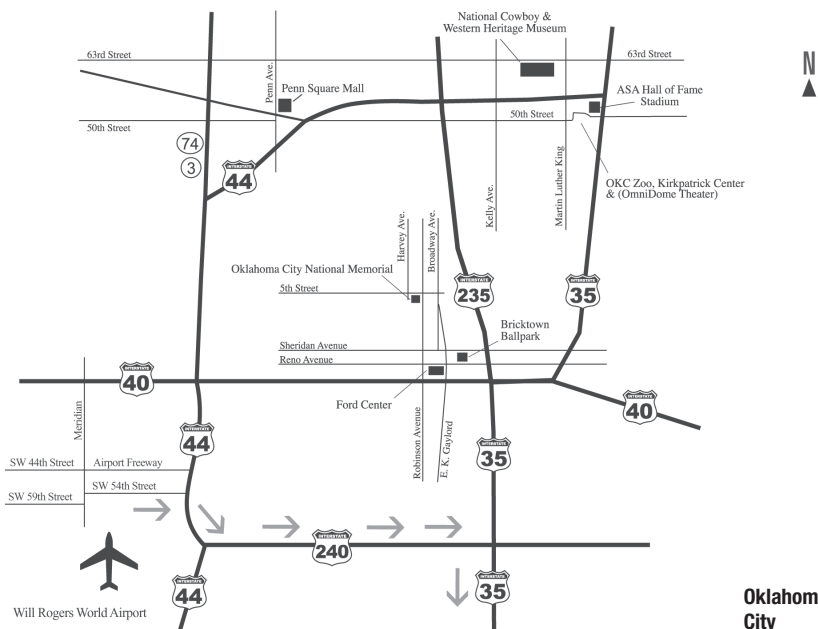
» INTERVIEWS

Non-postgame interviews with University of Oklahoma basketball players or coaches must be arranged through Josh Poteet (jpoteet@ou.edu) of the OU Athletics Communications Office and requested at least 24 hours in advance of the desired interview time. Only postgame interviews are allowed on game days.

» POSTGAME INTERVIEWS

Following each home game, a 10-15 minute "cooling-off period" will be exercised. Following that period, Oklahoma head coach Jennie Baranczyk and select student-athletes will be made available simultaneously.

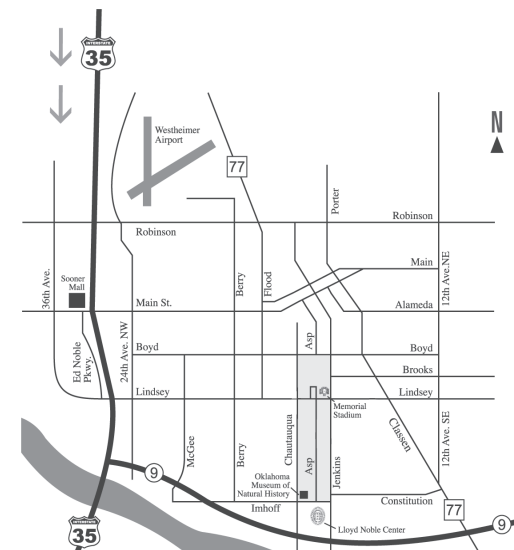
The OU locker room is closed to media at all times.



Oklahoma City

TO LLOYD NOBLE CENTER

From I-35, take the Hwy. 9 East exit in Norman. Proceed approximately three miles and take a left on Chautauqua Ave. Lloyd Noble Center is just ahead on the right. Park on the southeast side of the arena. Media should access Lloyd Noble Center via the upper southeast Legacy Court entrance.



Norman



MEDIA INFORMATION

MEDIA INFORMATION



SOONER SPORTS NETWORK

University of Oklahoma men's basketball games air via Learfield Communications and the Sooner Sports Network. The network consists of stations throughout Oklahoma. OU fans may also catch the live broadcasts via The Varsity Network. Sirius satellite radio also carries most Sooner Network games.

CITY STATION

Ada	KADA-AM/FM (1230/102.3)
Altus	KPRO-FM (93.5)
Antlers	KDOE-FM (102.3)
Bartlesville	KYFM-FM (100.1)
Broken Bow	KKBI-FM (106.1)
Clinton/Cordell	KCLI-AM/FM (1320/97.3)
Duncan	KDDQ-FM (105.3)
Durant	KSEO-AM/FM (750/94.1)
Elk City	KXOO-FM (94.3)
Enid	KGWA-AM/FM (960/100.9)
Frederick	KYBE-FM (95.7)
Grove	KGLC-FM (100.9)
Hobart	KTJS-AM (1420)
Lawton	KRKX-AM (1380)
McAlester	KNED-AM/FM (1150/98.3)
Miami	KGLC-FM (100.9)
Muskogee	KTFX-FM (101.5/101.7)
OKC (Flagship)	KRXO-FM (107.7)
OKC	KOKC-AM/FM (1520/95.3)
Ponca City	WBBZ-AM (1230)
Shawnee	KGFF-AM/FM (1450/100.9)
Tulsa	KMOD-FM (97.5)
Tulsa	KTBZ-AM (1430)
Woodward	KWOX-FM (101.1)

“SOONER SPORTS TALK”

Each Thursday throughout the season, “Sooner Sports Talk” provides fans across the state an opportunity to talk OU basketball with head coaches Porter Moser and Jennie Baranczyk. The one-hour program airs statewide from 7-8 p.m. on the Sooner Radio Network and is also broadcast on SoonerVision on ESPN+.

» RADIO TALENT



BRIAN BRINKLEY
Play-by-Play
22nd season

Brian Brinkley is in his 22nd season handling radio play-by-play for OU women's basketball.

The sports director for KFOR-TV in Oklahoma City, Brinkley has been at the station since 1990 when he began as a production assistant. He was a sports anchor and reporter from 1992 to 2015, and was the weekend sports anchor from 1996 to 2015.

Brian has received statewide attention for his reporting and anchoring. He is a three-time finalist for Oklahoma Sportscaster of the Year, and has been honored with two awards from the Oklahoma Association of Broadcasters for small market sports reporting and sportscasting.

A graduate of the University of Oklahoma, Brinkley earned a Bachelor of Arts degree as a double major in journalism and philosophy.

Brinkley lives in Edmond with his wife and daughter.



» TV TALENT



CHAD MCKEE
Play-by-Play



TOBY ROWLAND
Play-by-Play



DAN HUGHES
Analyst



BRENDA VANLENGEN
Analyst



LATRICIA TRAMMELL
Analyst

SOONERVISION ON ESPN+

Launched in August 2022, SoonerVision on ESPN+ provides fans of OU Athletics one-stop-shop access to more than 100 annual live events, including men's and women's basketball and varsity Olympic sport competitions, as well as studio programming and archival content.

As part of a multi-year agreement, ESPN+ will also stream one regular season football game per year (Sept. 10 vs. Kent State in 2022) and the annual spring football game. In addition to live game programming, SoonerVision on ESPN+ will also offer historic content (several options are already available, including top games in OU history along with shows featuring Bud Wilkinson, Barry Switzer and Bob Stoops), current coaches shows, pro days, pregame shows and more.

Content is available via a SoonerVision landing page on ESPN+, with live soccer and volleyball events starting at the onset of the fall athletics season. By subscribing to ESPN+, fans also have access to Big 12 Now on ESPN+, which includes hundreds of live events each year.

SOONERVISION

Established in 1997, SoonerVision has evolved as a prominent arm of the Oklahoma Athletics Department. OU's in-house production studio, SoonerVision is home to a variety of other original programming and studio shows. All together, the SoonerVision staff produces more than 75 live games and 125 shows each year for Sooner Sports TV.

In addition, SoonerVision is responsible for all big screen productions, including live coverage, replays and graphics for fans to enjoy at Lloyd Noble Center, Gaylord Family – Oklahoma Memorial Stadium, McCasland Field House, Marita Hynes Field, L. Dale Mitchell Park and John Crain Field, as well as live webcasts of Sooner games and press conferences.

Assistant AD for Broadcasting Jacob Potter leads a staff consisting of 15 full-time employees, numerous part-time and freelance professionals, and more than 80 students to make SoonerVision operate.

SoonerVision has gained a reputation nationally as one of the top production studios in sports, twice earning the Golden Matrix Award for best video board display in the country, and most recently earning the best live game and event production from Sports Video Group.

MEDIA INFORMATION

MEDIA INFORMATION



Under the leadership of new commissioner Brett Yormark, the Big 12 enters its 27th year as one of the nation's premier athletic conferences in 2022-23.

TCU and West Virginia joined the league on July 1, 2012, and became the Big 12's first additions since inception, joining Baylor, Iowa State, Kansas, Kansas State, Oklahoma, Oklahoma State, Texas and Texas Tech.

The Conference's hard work ethic and strong values have translated to enormous success in its first 26 years. Since it began competition in 1996-97, the league can boast of 77 NCAA team titles and over 700 individual national championships

The award-winning Big 12 Champions for Life, an initiative of the Conference, begins its eighth year in 2022-23. It features current and former student-athletes, selected by league institutions, in a series of public service announcements highlighting the positive impact an athletics scholarship has had on their lives leading to stories of personal growth and success.

During the 2021-22 athletics season, the Big 12 captured a record eight team national championships along with 15 individual titles. Kansas won the Conference's second-consecutive and third overall men's basketball crown. Baylor was the 2021 champion while Kansas also won in 2008. Oklahoma collected its and the league's fifth gymnastics national championship. Texas brought home the Big 12's first NCAA title in men's indoor track & field while Oklahoma State earned the league's second trophy in Equestrian. Four titles were added to the ledger in the spring season with Texas capturing its second-consecutive championships in women's tennis and rowing. The Longhorns also won the Big 12's seventh men's golf crown. Oklahoma brought home its second straight and sixth overall softball national title.

The Big 12 has the best bowl win percentage of any conference over the last two seasons (.833). The Conference placed 70 percent of teams in 2021 bowl games for the first time since 2018, and had seven bowl squads for the 18th season out of the last 23. Baylor and Oklahoma State played in and won CFP New Year's Six Bowls to give the Big 12 two teams in the postseason structure for the sixth time in its eight years. From 2017-19, Oklahoma made three straight CFP semifinal appearances and has made four since 2015.

In its short history, the Big 12 has over 720 Academic



BIG 12 CONFERENCE

400 East John Carpenter Freeway
Irving, TX 75062
(469) 524-1000 ■ Big12Sports.com



All-America recipients, averaging over 25 each season. Big 12 student-athletes have shown commitment to their studies by earning numerous individual academic recognitions. On 23 occasions a league athlete has garnered the top academic honor for their respective sport, including Bianca St. Georges (West Virginia) for soccer in 2018-19 and Brittany Brewer (Texas Tech) for women's basketball in 2019-20.

Competitive excellence, scholarship and sportsmanship are all equal components of the Big 12 philosophy. All-Big 12 teams and Academic All-Big 12 squads are recognized for each sport at the end of their respective seasons. At the end of each academic year, the Conference honors its top male and female student-athletes with the Big 12 Athlete of the Year and Big 12 Sportsperson of the Year awards.

The Conference office is headquartered in Irving, Texas.

	ORAL ROBERTS Date: Nov. 7, 2022 Series: OU leads 21-15 Last Meeting: Dec. 4, 2016	Head Coach: Kelsi Musick 2021-22 Record: 16-15 Website: ORUathletics.com	SID: Regan Schumacher Email: regansch20@oru.edu Phone: (918) 495-6616
	SMU Date: Nov. 11, 2022 Series: OU leads 9-5 Last Meeting: Nov. 30, 2021	Head Coach: Toyelle Wilson 2021-22 Record: 14-15 Website: smumustangs.com	SID: Michael High Email: mhigh@smu.edu Phone: (214) 768-2883
	BYU Date: Nov. 15, 2022 Series: OU leads 6-1 Last Meeting: Dec. 10, 2021	Head Coach: Amber Whiting 2021-22 Record: 26-4 Website: byucougars.com	SID: Kenny Cox Email: kenny_cox@byu.edu Phone: (801) 422-5202
	UTAH Date: Nov. 17, 2022 Series: OU leads 5-0 Last Meeting: Dec. 21, 2021	Head Coach: Lynne Roberts 2021-22 Record: 21-12 Website: UtahUtes.com	SID: Travis Rae Email: traehuntsman.utah.edu Phone: (801) 541-7790
	UT ARLINGTON Date: Nov. 20, 2022 Series: OU leads 10-3 Last Meeting: Nov. 20, 2013	Head Coach: Shereka Wright 2021-22 Record: 20-8 Website: utamavs.com	SID: James Hill Email: james.hill@uta.edu Phone: (817) 272-9732
	ARKANSAS STATE Date: Nov. 22, 2022 Series: OU leads 5-1 Last Meeting: Nov. 12, 2021	Head Coach: Destinee Rogers 2021-22 Record: 12-16 Website: astateredwolves.com	SID: Caleb Garner Email: rgarner@astate.edu Phone: (870) 972-2707
	NORTHWESTERN STATE Date: Nov. 30, 2022 Series: OU leads 2-0 Last Meeting: Nov. 15, 2018	Head Coach: Anna Nimz 2021-22 Record: 12-14 Website: nsudemons.com	SID: Brad Welborn Email: welbornb@nsula.edu Phone: (318) 357-5694
	OLE MISS Date: Dec. 4, 2022 Series: MISS leads 2-1 Last Meeting: March 25, 2007	Head Coach: Yvette McPhee-McCuin 2021-22 Record: 23-9 Website: olemisssports.com	SID: Madeline Marshall Email: mgmarsh1@olemiss.edu Phone: (662) 915-7522
	ROBERT MORRIS Date: Dec. 11, 2022 Series: First Meeting Last Meeting: N/A	Head Coach: Charlie Buscaglia 2021-22 Record: 14-15 Website: rmucolonials.com	SID: TBA Email: TBA Phone: (412) 397-4950
	SOUTHERN Date: Dec. 18, 2022 Series: Tied 1-1 Last Meeting: Dec. 29, 1994	Head Coach: Carlos Funchess 2021-22 Record: 14-17 Website: gojagsports.com	SID: Willie D. Scott Email: willie.scott01@sus.edu Phone: (225) 771-3495

MEDIA INFORMATION

MEDIA INFORMATION



OPPONENT INFORMATION

	<p>FLORIDA Date: Dec. 21, 2022 Series: UF leads 1-0 Last Meeting: Dec. 3, 2017</p>	<p>Head Coach: Kellie Rae Finley 2021-22 Record: 21-11 Website: floridagators.com</p>	<p>SID: Andrew Hile Email: AndrewH@gators.ufl.edu Phone: (352) 375-6133</p>
	<p>BAYLOR Dates: Jan. 3 and Feb. 7 Series: BU leads 34-28 Last Meeting: March 12, 2022</p>	<p>Head Coach: Nicki Collen 2021-22 Record: 28-7 Website: BaylorBears.com</p>	<p>SID: Krista Pirtle Email: krista_pirtle@baylor.edu Phone: (254) 710-2743</p>
	<p>IOWA STATE Dates: Jan. 8 and Jan. 28 Series: OU leads 41-29 Last Meeting: Feb. 19, 2022</p>	<p>Head Coach: Bill Fennelly 2021-22 Record: 28-7 Website: Cyclones.com</p>	<p>SID: Patrick Tarbox Email: pmtarbox@iastate.edu Phone: (515) 294-5778</p>
	<p>KANSAS Dates: Jan. 14 and Feb. 19 Series: OU 44-33 Last Meeting: March 11, 2022</p>	<p>Head Coach: Brandon Schneider 2021-22 Record: 21-10 Website: KUathletics.com</p>	<p>SID: Doug Self Email: dself@ku.edu Phone: (785) 393-4978</p>
	<p>KANSAS STATE Dates: Feb. 12 and March 1 Series: OU leads 43-30 Last Meeting: Feb. 26, 2022</p>	<p>Head Coach: Jeff Mittie 2021-22 Record: 20-13 Website: KStateSports.com</p>	<p>SID: Randy Peterson Email: rpeterson@kstatesports.com Phone: (785) 532-7975</p>
	<p>OKLAHOMA STATE Dates: Jan. 21 and March 4 Series: OU leads 65-47 Last Meeting: March 2, 2022</p>	<p>Head Coach: Jacie Hoyt 2021-22 Record: 8-21 Website: okstate.com</p>	<p>SID: Ryan Cameron Email: ryan.cameron@okstate.edu Phone: (405) 744-7714</p>
	<p>TCU Dates: Jan. 18 and Jan. 31 Series: OU leads 25-11 Last Meeting: Feb. 23, 2022</p>	<p>Head Coach: Raegan Pebley 2021-22 Record: 6-22 Website: TCUSports.com</p>	<p>SID: Dameon Myres Email: d.myres@tcu.edu Phone: (817) 257-5367</p>
	<p>TEXAS Dates: Jan. 25 and Feb. 25 Series: UT leads 37-27 Last Meeting: Feb. 12, 2022</p>	<p>Head Coach: Vic Schaefer 2021-22 Record: 29-7 Website: TexasSports.com</p>	<p>SID: Jeremy Rosenthal Email: jeremy.rosenthal@athletics.utexas.edu Phone: (512) 471-2078</p>
	<p>TEXAS TECH Dates: Jan. 11 and Feb. 15 Series: OU leads 40-27 Last Meeting: Feb. 16, 2022</p>	<p>Head Coach: Krista Gerlich 2021-22 Record: 12-18 Website: TexasTech.com</p>	<p>SID: Andrew Stern Email: Andrew.Stern@ttu.edu Phone: (806) 742-2770</p>
	<p>WVU Dates: Dec. 31 and Feb. 4 Series: OU leads 14-9 Last Meeting: Feb. 5, 2022</p>	<p>Head Coach: Dawn Plitzuweit 2021-22 Record: 15-15 Website: WVUSports.com</p>	<p>SID: Tanner Cain Email: Tanner.Cain@mail.wvu.edu Phone: (304) 293-2821</p>

MEDIA INFORMATION



OKLAHOMA WOMEN'S BASKETBALL

BOOMER

SOONER

2022-2023 SEASON

