

2021-22



MEDIA GUIDE



THERE'S ONLY

SOONERS

2021-22 OKLAHOMA WOMEN'S BASKETBALL



GENERAL INFORMATION

» QUICK FACTS

Athletics Website: SoonerSports.com
Location: Norman, Okla.
Founded: 1890
Enrollment: 31,255
Nickname: Sooners
Colors: Crimson and Cream
Conference: Big 12
Arena: Lloyd Noble Center (11,562)
President: Joseph Harroz Jr.
Athletics Director: Joe Castiglione
First Year of Basketball: 1974-75
All-Time Record: 837-588 (.587)
NCAA Tournament Appearances: 21
Final Four Appearances: 3 (2002, 2009, 2010)
WNIT Appearances: 3
Regular Season Conference Titles: 7 (1986, 2000, 2001, 2002, 2006, 2007, 2009)
Conf. Tournament Titles: 4 (2002, 2004, 2006, 2007)
2020-21 Record: 12-12
Big 12 Record: 9-8 (sixth place)
Letterwinners Returning/Lost: 8/1
Starters Returning/Lost: 4/1

» STAFF

Head Coach: Jennie Baranczyk
Alma Mater: Iowa, '04 / Kansas State, '06
Record at Oklahoma: First season
Career Record: 192-96 (.667)
Career NCAA Tournament Appearances: 3
Career WNIT Appearances: 3
Associate Head Coach: Amy Wright (Arkansas, '02)
Assistant Coach: Michael Neal (Oklahoma, '07)
Assistant Coach: Chantel Osahor (Washington, '17)
Strength and Conditioning Coach: Keldon Peak
Director of Player Personnel: Markisha Kastantin
Coordinator of Recruiting Ops: Reagan Miller
Director of Basketball Ops: Shannon Gage
Athletic Trainer: Brittani Merrick
Team Physician: Dr. Donald McGinnis
Video Coordinator: Ethan Burton
Equipment Manager: Cade Scott
Program Coordinator: Courtney Harris
Staff Psychologist: Chantelle Green
Nutritionist: Abbie Herkelman
Managers: McKenzie Brown
 Jackson Cumpton
 Bryce Furbee

» ATHLETICS TICKET OFFICE

Local Phone: (405) 325-2424
Toll Free Phone: (800) 456-4668
Address: OU Athletics Ticket Office
 1185 Asp Ave., Norman, OK 73019
Email: outickets@ou.edu
Associate A.D.: Patrick Nowlin
Director of Ticket Operations: John Mahoney

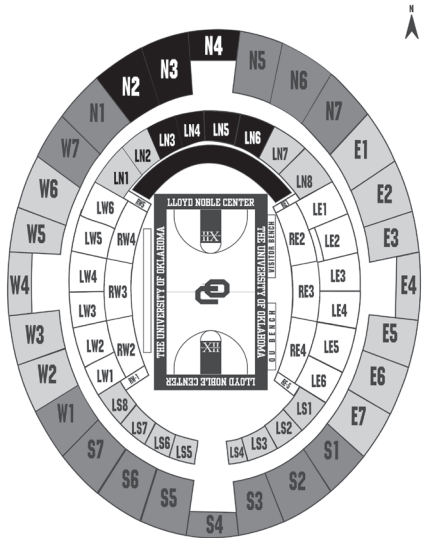
» SOCIAL MEDIA

Facebook: /OUWomensBasketball
Twitter: @OU_WBBall
Instagram: @ou_wbball

» SOONER SPORTS NETWORK

Play-By-Play Announcer: Brian Brinkley
Phone: (405) 659-1810
Email: brian.brinkley@kfor.com

» LLOYD NOBLE CENTER (CAPACITY 11,562)



SCHEDULE



DAY	DATE	OPPONENT	SITE	TIME (CT)	TV
Tuesday	Nov. 9	South Dakota	Vermillion, S.D.	7 PM	ESPN3
FRIDAY	NOV. 12	ARKANSAS STATE	NORMAN	10:30 AM	BSSW
TUESDAY	NOV. 16	CENTRAL ARKANSAS	NORMAN	6 PM	BSOK
Saturday	Nov. 20	Oregon [^]	Paradise Island, Bahamas	TBD	FloHoops
Sunday	Nov. 21	Buffalo	Paradise Island, Bahamas	TBD	FloHoops
Monday	Nov. 22	Minnesota	Paradise Island, Bahamas	TBD	TBD
Tuesday	Nov. 30	SMU	Dallas, Texas	7 PM	ESPN+
SATURDAY	DEC. 4	MISSISSIPPI STATE!	NORMAN	2 PM	BSOK
TUESDAY	DEC. 7	EASTERN MICHIGAN	NORMAN	5 PM	BSOK
FRIDAY	DEC. 10	BYU	NORMAN	6 PM	SSTV
TUESDAY	DEC. 21	UTAH	NORMAN	6 PM	BSOK
WEDNESDAY	DEC. 29	WICHITA STATE	NORMAN	6 PM	BSOK+
Sunday	Jan. 2	Texas Tech*	Lubbock, Texas	TBD	ESPN+
WEDNESDAY	JAN. 5	IOWA STATE*	NORMAN	6 PM	BSOK+
Saturday	Jan. 8	Kansas*	Lawrence, Kan.	4 PM	ESPN+
WEDNESDAY	JAN. 12	BAYLOR*	NORMAN	6 PM	BSOK
SATURDAY	JAN. 15	TCU*	NORMAN	1:30 PM	BSOK
Wednesday	Jan. 18	West Virginia*	Morgantown, W.Va.	6 PM	ESPN+
Saturday	Jan. 23	Kansas State*	Manhattan, Kan.	1 PM	ESPNU
WEDNESDAY	JAN. 26	OKLAHOMA STATE*	NORMAN	6 PM	BSOK
SATURDAY	JAN. 29	TEXAS*	NORMAN	2 PM	BSOK
Wednesday	Feb. 2	Baylor*	Waco, Texas	7 PM	ESPN+
SATURDAY	FEB. 5	WEST VIRGINIA*	NORMAN	3 PM	BSOK
Saturday	Feb. 12	Texas*	Austin, Texas	TBD	TBD
TUESDAY	FEB. 15	TEXAS TECH*	NORMAN	6 PM	SSTV
Saturday	Feb. 19	Iowa State*	Ames, Iowa	TBD	TBD
Wednesday	Feb. 23	TCU*	Fort Worth, Texas	6:30 PM	ESPN+
SATURDAY	FEB. 26	KANSAS STATE*	NORMAN	2 PM	BSOK
Wednesday	March 2	Oklahoma State*	Stillwater, Okla.	6:30 PM	ESPN+
SATURDAY	MARCH 5	KANSAS*	NORMAN	2 PM	BSOK

[^] Bad Boy Mowers Battle 4 Atlantis (Paradise Island, Bahamas)

! Big 12/SEC Challenge

* Big 12 Conference game

Dates and times are subject to change.

All home games are listed **BOLD ALL CAPS**



PHOTO ROSTER



1 NEVAEH TOT
5-3, So., Guard
McKinney, Texas



4 KENNADY TUCKER
5-10, Jr., Guard
Little Rock, Ark.



10 KELBIE WASHINGTON
5-6, Fr., Guard
Norman, Okla.



12 GABBY GREGORY
5-11, Jr., Guard
Tulsa, Okla.



13 JORDAN MOSER
5-11, Jr., Forward
Norman, Okla.



14 BRE'YON WHITE
5-11, Fr., Forward
Pearland, Texas



21 NYDIA LAMPKIN
6-3, Sr., Forward
Palm Bay, Fla.



22 ANA LLANUSA
5-11, R-Sr., Guard
Choctaw, Okla.



23 KALEY PERKINS
6-0, Fr., Guard
Houston, Texas



24 SKYLAR VANN
5-11, So., Forward
Edmond, Okla.



25 MADI WILLIAMS
5-11, Sr., Guard/Forward
Fort Worth, Texas



30 TAYLOR ROBERTSON
5-11, Sr., Guard
McPherson, Kan.



33 EMMA SVOBODA
6-3, Fr., Center
La Quinta, Calif.



34 LIZ SCOTT
6-2, Jr., Forward
Houston, Texas



JENNIE BARANCZYK
Head Coach
First Year at OU



AMY WRIGHT
Associate Head Coach
First Year at OU



MICHAEL NEAL
Assistant Coach
First Year at OU



CHANTEL OSAFOR
Assistant Coach
First Year at OU



ALPHABETICAL ROSTER

No.	Name	Pos.	Cl.	Ht.	Hometown (Last School)
12	Gabby Gregory	G	Jr.	5-11	Tulsa, Okla. (Holland Hall Prep)
21	Nydia Lampkin	F	Sr.	6-3	Palm Bay, Fla. (Heritage HS)
22	Ana Llanusa	G	R-Sr.	5-11	Choctaw, Okla. (Choctaw HS)
13	Jordan Moser	F	Jr.	6-1	Norman, Okla. (Loyola Chicago)
23	Kaley Perkins	G	Fr.	6-0	Houston, Texas (Langham Creek HS)
30	Taylor Robertson	G	Sr.	5-11	McPherson, Kan. (McPherson HS)
34	Liz Scott	F	Jr.	6-2	Houston, Texas (Klein Oak HS)
33	Emma Svoboda	C	Fr.	6-3	La Quinta, Calif. (La Quinta HS)
1	Nevaeh Tot	G	So.	5-2	McKinney, Texas (John Paul II HS)
4	Kennady Tucker	G	Jr.	5-10	Little Rock, Ark. (North Carolina)
24	Skylar Vann	G/F	So.	5-11	Edmond, Okla. (Deer Creek HS)
10	Kelbie Washington	G	Fr.	5-6	Norman, Okla. (Norman HS)
14	Bre'yon White	F	Fr.	5-11	Pearland, Texas (Shadow Creek HS)
25	Madi Williams	G/F	Sr.	5-11	Fort Worth, Texas (Trinity Valley School)

NUMERICAL ROSTER

No.	Name	Pos.	Cl.	Ht.	Hometown (Last School)
1	Nevaeh Tot	G	So.	5-2	McKinney, Texas (John Paul II HS)
4	Kennady Tucker	G	Jr.	5-10	Little Rock, Ark. (North Carolina)
10	Kelbie Washington	G	Fr.	5-6	Norman, Okla. (Norman HS)
12	Gabby Gregory	G	Jr.	5-11	Tulsa, Okla. (Holland Hall Prep)
13	Jordan Moser	F	Jr.	6-1	Norman, Okla. (Loyola Chicago)
14	Bre'yon White	F	Fr.	5-11	Pearland, Texas (Shadow Creek HS)
21	Nydia Lampkin	F	Sr.	6-3	Palm Bay, Fla. (Heritage HS)
22	Ana Llanusa	G	R-Sr.	5-11	Choctaw, Okla. (Choctaw HS)
23	Kaley Perkins	G	Fr.	6-0	Houston, Texas (Langham Creek HS)
24	Skylar Vann	G/F	So.	5-11	Edmond, Okla. (Deer Creek HS)
25	Madi Williams	G/F	Sr.	5-11	Fort Worth, Texas (Trinity Valley School)
30	Taylor Robertson	G	Sr.	5-11	McPherson, Kan. (McPherson HS)
33	Emma Svoboda	C	Fr.	6-3	La Quinta, Calif. (La Quinta HS)
34	Liz Scott	F	Jr.	6-2	Houston, Texas (Klein Oak HS)

STAFF

Head Coach: Jennie Baranczyk (Iowa '04)

Associate Head Coach: Amy Wright (Arkansas '02)

Assistant Coach: Michael Neal (Oklahoma '07)

Assistant Coach: Chantel Osahor (Washington '17)

PRONUNCIATION GUIDE

Ana **Llanusa** - yuh-NEW-suh

Nydia Lampkin - ny-DEE-uh

Nevaeh Tot - nu-VAY-uh

Emma **SVOBODA** -svuh-BO-duh

Jennie **BARANCZYK** - bah-RAHN-check

Chantel **OSAHOR** - O-suh-hor



ROSTER BREAKDOWN

STARTERS RETURNING (4)	NO.	HT.	CL.	POS.	GP-GS	PPG	RPG	APG	MPG
Gabby Gregory	12	5-11	Jr.	G	24-24	16.6	4.7	1.6	37.5
Taylor Robertson	30	5-11	Sr.	G	24-24	16.1	3.0	0.9	38.3
Nevaeh Tot	1	5-3	So.	G	24-21	6.8	3.5	4.3	31.5
Madi Williams	25	5-11	Sr.	F	21-20	20.0	5.1	3.1	34.0

OTHERS RETURNING (4)	NO.	HT.	CL.	POS.	GP-GS	PPG	RPG	APG	MPG
Skylar Vann	24	5-10	So.	G	23-6	8.0	4.7	0.3	20.2
Liz Scott	34	6-2	Jr.	F	7-7	7.0	5.4	1.0	21.0
Ana Llanusa*	22	5-11	R-Sr.	G	23-20	15.4	4.6	2.0	26.2
Nydia Lampkin*	21	6-3	Sr.	F	30-1	3.3	3.0	0.6	13.8

PLAYERS NOT RETURNING (3)	NO.	HT.	CL.	POS.	GP-GS	PPG	RPG	APG	MPG
Tatum Veitenheimer	32	5-8	Jr.	G	20-15	4.3	3.9	2.3	27.9
Mandy Simpson	3	6-1	Sr.	F	20-5	2.9	3.9	1.8	15.7
Heavenly Greer	15	6-3	Fr.	F	10-0	2.2	2.8	0.0	7.8

NEWCOMERS (6)	NO.	HT.	CL.	POS.	NOTES
Kennady Tucker	4	5-10	Jr.	G	Played in 30 games at UNC in 20-21
Kelbie Washington	10	5-6	Fr.	G	Four-star prospect per ESPN
Jordan Moser	13	6-1	Jr.	F	Transfer from Loyola Chicago
Bre'yon White	14	5-11	Fr.	F	1,000 pts, 1,000 reb as prep player
Kaley Perkins	23	6-1	Fr.	G	Texas 6A All-State selection
Emma Svoboda	33	6-3	Fr.	C	All-Desert Empire League First Team

*Did not play in 2020-21 season — statistics listed are from 2019-20.

BY CLASS

Seniors (4): Nydia Lampkin, Ana Llanusa, Taylor Robertson, Madi Williams

Juniors (4): Gabby Gregory, Jordan Moser, Liz Scott, Kennady Tucker

Sophomores (2): Nevaeh Tot, Skylar Vann

Freshmen (4): Kaley Perkins, Emma Svoboda, Kelbie Washington, Bre'yon White

BY STATE

Arkansas: Kennady Tucker (Little Rock)

California: Emma Svoboda (La Quinta)

Florida: Nydia Lampkin (Palm Bay)

Kansas: Taylor Robertson (McPherson)

Oklahoma: Gabby Gregory (Tulsa), Ana Llanusa (Choctaw), Skylar Vann (Edmond), Jordan Moser (Norman), Kelbie Washington (Norman)

Texas: Liz Scott (Tomball), Madi Williams (Fort Worth), Nevaeh Tot (McKinney), Kaley Perkins (Houston), Bre'yon White (Pearland)



THE SOONERS

LIZ
SCOTT

NEVAEH
TOT





GABBY GREGORY



GABBY GREGORY

GUARD

12

JUNIOR » 2L » 6-0

TULSA, OKLA. » HOLLAND HALL PREP

CAREER HONORS

- ▶ 2021 Academic All-Big 12 First Team
- ▶ 2020 All-Big 12 Freshman Team

SOPHOMORE (2020-21)

Academic All-Big 12 First Team honoree ... Started all 24 games ... Averaged 16.6 points (ranked second on team and 12th among Big 12 players) and 4.7 rebounds per game ... Shot 84.7% (111-for-131) from the free throw line to rank third among Big 12 players ... Perfect from the free throw line in 10 games with four or more attempts ... Second in the Big 12 in minutes played (900:56) behind teammate Taylor Robertson ... Averaged 37.5 minutes per game ... Scored in double figures in 22 of 24 games and had five performances with 20 points or more ... Tallied a season-high 27 points on two occasions (against Kansas on Jan. 27 and TCU on March 4) ... Made a career-high six 3-pointers against Kansas (Jan. 27) ... Scored 19 points and was 8-for-8 from the free throw line with eight rebounds in 44 minutes in overtime win at Texas (Feb. 27).

FRESHMAN (2019-20)

Unanimous selection to the Big 12 All-Freshman team ... Appeared in all 30 contests and made 22 starts ... Ranked fourth on the team in scoring (11.3 ppg) ... Averaged 12.9 points in Big 12 contests (only league freshman to average 12 or more against conference opponents) ... Ranked second on team with 43 3-point field goals and third in 3-point field goal percentage (.336) ... Went 65-for-77 (.844) from the free throw line to rank second on the team and tie for fourth on OU's freshman records list ... Registered double-digit points in 18 contests (three 20-plus-point performances) ... Notched her first career double-double at Kansas (Feb. 2) with 18 points and 10 rebounds ... Scored a career-high 30 points at Baylor (Feb. 22) and was the only player in the country to score more than 25 points against Baylor and the only Big 12 freshman with a 30-point performance during the 2019-20 season.

PRIOR TO OKLAHOMA

2019 Oklahoma Gatorade Player of the Year at Holland Hall Prep ... No. 87 overall prospect by ESPN Hoop Gurlz ... Ranked as the No. 16 wing and No. 65 overall by Prospect Nation ... Became one of four prep players in Oklahoma history to finish their career with 2,500 points and 1,000 rebounds ... Scored 2,701 points during high school career (eighth-most in Oklahoma state history) ... Averaged 31.2 points and 11.6 rebounds per game as a junior ... Had 11 games with at least 35 points scored in high school career ... Two-time Tulsa World Player of the Year ... Won the 2019 Grigsby's Carpet, Tile and Hardwood Girls Athlete of the Year Award presented by the Tulsa World ... 2019 first-team OGCBA All-State selection ... 2018 and 2019 All-USA Oklahoma First Team selection ... Three-time Super 5 pick by the Oklahoman ... 2019 Jim Thorpe Award winner ... Also lettered in volleyball and track and field.

» GREGORY'S CAREER STATISTICS

Overall	G-GS	MP-Avg.	FG-A	Pct.	3G-A	Pct.	FT-A	Pct.	Off-Def-Tot	Avg.	PF-D	A	TO	B	S	TP	Avg.
2019-20	30-22	895-11.3	116-290	.400	43-128	.336	65-77	.844	37-91-128	4.3	77-2	46	85	9	14	340	11.3
2020-21	24-24	901-37.5	120-289	.415	47-133	.353	111-131	.847	41-71-112	4.7	55-0	38	69	3	13	398	16.6
Career	54-46	1796-33.3	236-579	.408	90-261	.345	176-208	.846	78-162-240	4.4	132-2	84	154	12	27	738	13.7
Big 12	G-GS	MP-Avg.	FG-A	Pct.	3G-A	Pct.	FT-A	Pct.	Off-Def-Tot	Avg.	PF-D	A	TO	B	S	TP	Avg.
2019-20	18-18	627-34.8	83-211	.393	33-95	.347	36-45	.800	24-66-90	5.0	53-2	33	67	7	11	235	13.1
2020-21	18-18	677-37.6	91-221	.412	37-109	.339	80-94	.851	30-51-81	4.5	38	26	44	2	8	299	16.6
Career	36-36	1304-36.2	174-432	.403	70-204	.343	116-139	.835	54-117-171	4.8	91-2	62	111	9	19	534	14.8



» GREGORY BY THE NUMBERS

Miscellaneous	2020-21	Career
10-Plus Points	22	40
20-Plus Points	5	8
10-Plus Rebounds	-	1
Double-Doubles	-	1
Leads Team in Points	8	9
Leads Team in Rebounds	3	7
Leads Team in Assists	3	5

» GREGORY'S 2020-21 SEASON HIGHS

Points	27 vs. Kansas (1/27/21)
Field Goals	9 vs. Kansas (1/27/21)
3-Point Field Goals	6 vs. Kansas (1/27/21)
Free Throws Made	10 vs. TCU (3/4/21)
Rebounds	9 vs. Texas State (12/13/20)
Assists	6 vs. Houston (11/25/20)
Blocked Shots	1 (three times)
Steals	2 (two times)
Minutes Played	44 at Texas (2/27/21)

» CAREER HIGHS

Points	30 at Baylor (2/22/20)
Field Goals	10 at Baylor (2/22/20)
3-Point Field Goals	5 (twice)
Free Throws Made	10 vs. TCU (3/4/21)
Rebounds	10 at Kansas (2/2/20)
Assists	6 vs. Houston (11/25/20)
Blocked Shots	2 (twice)
Steals	3 at Iowa State (2/8/20)
Minutes Played	44 at Texas (2/27/21)



NYDIA LAMPKIN



NYDIA LAMPKIN

FORWARD

21

SENIOR » 2L » 6-3
PALM BAY, FLA. » HERITAGE

JUNIOR (2020-21)

Opted out of season due to COVID-19 precautions.

SOPHOMORE (2019-20)

Named to All-Big 12 Academic Second Team ... Played in all 30 games and made a start against Texas (Jan. 28) ... Led the Sooners with 17 blocked shots ... Scored a season-high 10 points twice ... Shot 4-for-4 from the field against Abilene Christian (Nov. 26) ... Played a season-high 23 minutes at Western Kentucky (scored 10 points on 5-for-6 shooting and added two blocks) ... Pulled down nine boards at Kansas (Feb. 2).

FRESHMAN (2018-19)

Appeared in 30 games, and made one start ... Averaged 2.3 points and 2.1 rebounds per game ... Played 8.8 minutes per contest ... Scored season-high six points on three occasions ... Finished 3-of-5 from the field and scored six points against Texas Tech (March 8) in the first round of the Big 12 Championship ... Played season-high 18 minutes at West Virginia (Feb. 23), and pulled down 10 rebounds ... Had five points and five rebounds against Oklahoma State (Feb. 25) ... Recorded season-best three steals versus Clemson (Nov. 23) ... Had three assists against Northwestern State (Nov. 15) ... Made first career start at Texas (Jan. 9).

PRIOR TO OKLAHOMA

Ranked No. 19 forward in the nation by ESPN HoopGurlz ... Averaged 16.4 points, 9.8 rebounds, 2.3 steals and 2.2 blocks per game as a senior at Heritage (Fla.) High School ... Averaged 14.7 points, 9.9 rebounds and 3.8 blocks per game as a junior ... Scored over 1,000 points during her prep career ... Named to the 2018 All-USA Florida Girls Basketball Team Second Team ... Brevard County Girl's Basketball Player of the Year ... Plays multiple musical instruments, owns a class C operator's drivers' license and plans to work in a waste water management facility after college.

PERSONAL

First name pronounced ny-DEE-uh ... Plays multiple musical instruments ... Owns a class C operator's drivers' license.

» LAMPKIN'S CAREER STATISTICS

Overall	G-GS	MP-Avg.	FG-A	Pct.	3G-A	Pct.	FT-A	Pct.	Off-Def-Tot	Avg.	PF-D	A	TO	B	S	TP	Avg.
2018-19	30-1	265-8.8	29-69	.420	0-2	.000	11-35	.314	170-46-63	2.1	37-1	15	36	7	6	69	2.3
2019-20	30-1	413-13.8	42-104	.404	0-0	.000	15-26	.577	30-60-90	3.0	58-3	19	33	17	11	99	3.3
2020-21	DID NOT PLAY																
Career	60-2	678-11.3	71-173	.410	0-2	.000	26-61	.426	47-106-153	2.6	95-4	34	69	24	17	168	2.8
Big 12	G-GS	MP-Avg.	FG-A	Pct.	3G-A	Pct.	FT-A	Pct.	Off-Def-Tot	Avg.	PF-D	A	TO	B	S	TP	Avg.
2018-19	18-1	154-8.6	20-44	.455	0-2	.000	8-16	.500	9-32-41	2.3	19-0	6	23	3	2	48	2.7
2019-20	18-1	241-13.4	18-55	.327	0-0	.000	9-13	.692	14-41-55	3.1	38-2	12	22	9	7	45	2.5
2020-21	DID NOT PLAY																
Career	36-2	395-11.0	38-99	.384	0-2	.000	17-29	.655	23-73-96	2.7	57-2	18	45	12	9	93	2.6



» LAMPKIN BY THE NUMBERS

Miscellaneous	2019-20	Career
10-Plus Points	2	2
20-Plus Points	-	-
10-Plus Rebounds	-	1
Double-Doubles	-	-
Leads Team in Points	-	-
Leads Team in Rebounds	1	2
Leads Team in Assists	-	-

» LAMPKIN'S 2019-20 SEASON HIGHS

Points	10 at Western Kentucky (12/4/19)
Field Goals	5 at Western Kentucky (12/4/19)
3-Point Field Goals	N/A
Free Throws Made	4 vs. Prairie View A&M (11/8/19)
Rebounds	9 at Kansas (2/2/20)
Assists	2 vs. Kansas (2/26/20)
Blocked Shots	2 at Western Kentucky (12/4/19)
Steals	2 at Kansas State (1/25/20)
Minutes Played	23 at Western Kentucky (12/4/19)

» CAREER HIGHS

Points	10 at Western Kentucky (12/4/19) and at Houston (11/23/19)
Field Goals	5 at Western Kentucky (12/4/19) and at Houston (11/23/19)
3-Point Field Goals	N/A
Free Throws Made	4 vs. Prairie View A&M (11/8/19)
Rebounds	10 at West Virginia (2/23/19)
Assists	3 at Northwestern State (11/15/18)
Blocked Shots	2 (three times)
Steals	3 vs. Clemson (11/23/18)
Minutes Played	23 at Western Kentucky (12/4/19)



ANA LLANUSA



ANA LLANUSA

GUARD

22

REDSHIRT SENIOR » 3L » 6-0
CHOCTAW, OKLA. » CHOCTAW HS

CAREER HONORS

- ▶ 2020-21 Preseason All-Big 12 Team
- ▶ 2019-20 Preseason All-Big 12 Team
- ▶ 2018-19 All-Big 12 Second Team
- ▶ 2017-18 All-Big 12 Honorable Mention
- ▶ 2017-18 Big 12 All-Freshman Team
- ▶ Big 12 Freshman of the Week (Dec. 18, 2017)
- ▶ Big 12 Freshman of the Week (Feb. 5, 2018)

SENIOR (2020-21)

Preseason All-Big 12 honoree ... Missed the season due to injury

JUNIOR (2019-20)

Preseason All-Big 12 Team ... Played in 23 games with 20 starts ... Averaged 15.4 points (third on the team and 10th in the Big 12) ... Scored in double figures in 18 games ... Led the team in scoring in eight contests ... Seven 20-plus-point performances ... Three games with 25+, including a 30-point effort against Missouri State on 11-for-18 shooting (Nov. 14) ... Led all Big 12 players in steals per game (2.26) ... Four games with four or more assists ... Tallied a single-game conference-high eight steals against UAB (Nov. 10) ... Season-high seven assists against Abilene Christian (Nov. 26) ... Scored her 1,000th career point against West Virginia (Feb. 5) to become the 36th 1,000-points scorer in program history.

SOPHOMORE (2018-19)

All-Big 12 Second Team selection ... Played in 20 games (17 starts) ... Averaged 18.3 points per game, shooting .382 from the field and .341 from the 3-point line ... Ranked third in the league in points per game in conference play (19.1) ... Set OU record with six straight games of 20-plus points (Feb. 10-25) ... Had three contests with 30-plus points (tied for most in program history) ... Scored 20-plus points in nine contests ... Had 15 double-digit scoring games ... Started season opener against Western Kentucky (Nov. 9), but missed next 10 games due to foot

surgery ... Led the team in scoring nine times after her return from injury ... Scored season-high 35 points at Iowa State (Jan. 19), setting career highs with 15 free throws made and knocking 8-of-18 attempts from the field along with four 3-pointers ... Had 33 points on 10-of-20 shooting and hit five triples against Kansas State (Feb. 10) ... Tallied first career double-double (26 pts/14 rebs) in a win over Oklahoma State (Feb. 25) ... Set career high with 11 made field goals and finished with 26 points at Texas Tech (March 5) ... During Big 12 play, ranked third in the league with 2.5 3-pointers made per game and recorded 1.9 steals per contest ... Also shot .837 from the free throw line against conference foes (ranked fourth in the Big 12) and posted a .354 clip from beyond the arc (10th) ... 18.3 scoring average ranked as the eighth-best mark by a Sooner during the Big 12 era.

FRESHMAN (2017-18)

Big 12 All-Freshman Team and All-Big 12 Honorable Mention ... Played in 30 games, making 22 starts ... Fourth on the team in scoring at 12.6 points per game ... Ranked second in the Big 12 among freshmen during the regular season in scoring average ... Third on the team with 45 3-pointers, the sixth-most made by an OU freshman in a one season ... Also averaged 4.0 rebounds and 1.3 steals per game ... Played 29.5 minutes per contest, which ranks sixth on OU's freshman record list ... Registered 22 double-figure scoring games ... Led team in scoring in four games ... Made at least three 3-pointers in seven games ... Won Big 12 Freshman of the Week twice during the season ... Earned USBWA National Freshman of the Week honors on Feb. 6 after averaging 19.0 points and 6.0 rebounds per game in home wins over Kansas State (Jan. 31) and West Virginia (Feb. 3) ... Finished with a season-high 27 points twice (vs. New Mexico, vs. West Virginia) ... Hit season-high six 3-pointers and finished 9-of-14 from the field with 27 points against West Virginia (Feb. 3) ... Filled the box score with 27 points and seven rebounds against New Mexico (Dec. 16) ... Recorded season-high nine rebounds and posted 15 points against South Florida (Dec. 9) ... Scored 19 points against Baylor (Jan. 14) ... Became the first OU freshman

» LLANUSA'S CAREER STATISTICS

Overall	G-GS	MP-Avg.	FG-A	Pct.	3G-A	Pct.	FT-A	Pct.	O-D-Tot	Avg.	PF-D	A	TO	B	S	TP	Avg.
2017-18	30-22	886-29.5	128-344	.372	45-171	.263	76-108	.704	39-82-121	4.0	93-7	29	62	2	40	377	12.6
2018-19	20-17	583-29.2	105-275	.382	47-138	.467	108-132	.818	25-42-67	3.4	67-5	24	56	1	38	365	18.3
2019-20	20-23	602-26.2	126-307	.410	32-113	.283	70-101	.693	43-62-105	4.6	82-8	46	77	3	52	354	15.4
Career	73-59	2072/28.4	359-926	.388	124-422	.294	254-341	.745	107-186-293	4.0	242-20	99	195	6	130	1096	15.0

Big 12	G-GS	MP-Avg.	FG-A	Pct.	3G-A	Pct.	FT-A	Pct.	O-D-Tot	Avg.	PF-D	A	TO	B	S	TP	Avg.
2017-18	17-16	570-33.5	73-195	.374	29-94	.309	39-57	.684	24-48-72	4.2	45-1	16	39	2	21	214	12.6
2018-19	18-15	532-29.6	98-252	.389	45-127	.354	103-123	.837	29-39-63	3.5	60-4	20	47	0	34	344	19.1
2019-20	8-11	253-23.0	48-127	.378	13-48	.271	31-41	.756	16-21-37	3.4	40-4	12	28	3	24	140	12.7
Career	43-42	1355-28.7	219-574	.382	87-269	.323	173-221	.783	69-108-177	3.7	145-9	48	114	5	79	698	16.2



to play 45 minutes in a single game in the Sooners' overtime road victory at West Virginia (Feb. 17) ... Tied OU single-game NCAA Tournament record with 11 free throws made against DePaul (March 16) ... Attempted 16 3-pointers against New Mexico, which set a Lloyd Noble Center record.

PRIOR TO OKLAHOMA

A five-star prospect by ESPN Hoop Gurlz (No. 8 guard/No. 32 overall) and Prospect Nation (No. 3 guard/No. 20 overall) ... Guided Choctaw to four straight state tournament appearances ... Led her team to the Class 6A State Tournament Championship as a senior ... Finished career as the all-time leader in points scored in Oklahoma's Class 6A Tournament and ranks 23rd all-time in state history with 2,249 career points ... Selected as the Oklahoma's 2017 Super 5 and Big All-City Player of the Year after averaging 19.5 points and 6.2 rebounds a game as a senior ... Named the 2017 Jim Thorpe Female Player of the Year by the Oklahoma Basketball Coaches Association ... Recognized as a WBCA All-America honorable mention and 2017 Oklahoma Gatorade Player of the Year following the conclusion of her prep career.



»» LLANUSA BY THE NUMBERS

Miscellaneous	2019-20	Career
10-Plus Points	18	55
20-Plus Points	7	18
10-Plus Rebounds	-	1
Double-Doubles	1	1
Fills the Box Score	1	1
Leads Team in Points	18	12
Leads Team in Rebounds	3	3
Leads Team in Assists	3	5

»» LLANUSA'S 2019-20 SEASON HIGHS

Points	30 vs. Missouri State (11/14/19)
Field Goals	11 (twice)
3-Point Field Goals	4 vs. LSU (12/7/19)
Free Throws Made	9 vs. UAB (11/10/19)
Rebounds	14 vs. Oklahoma State (2/25/19)
Assists	5 vs. SFA (11/20/19)
Blocked Shots	2 at TCU (3/4/20)
Steals	8 vs. UAB (11/20/19)
Minutes Played	28 vs. UAB (11/20/19)

»» CAREER HIGHS

Points	35 at Iowa State (1/19/19)
Field Goals	11 (three times)
3-Point Field Goals	6 vs. West Virginia (2/3/18)
Free Throws Made	15 at Iowa State (1/19/19)
Rebounds	14 vs. Oklahoma State (2/25/19)
Assists	4 vs. Kansas State (1/31/18)
Blocked Shots	2 at TCU (3/4/20)
Steals	5 vs. Kansas State (2/10/19)
Minutes Played	45 at West Virginia (2/17/18)



TAYLOR ROBERTSON



TAYLOR ROBERTSON

GUARD

30

SENIOR » 3L » 5-9
MCPHERSON, KAN. » MCPHERSON HS

CAREER HONORS

- ▶ 2022 Ann Meyers-Drysdale Award Watch List
- ▶ 2022 All-Big 12 Preseason Selection
- ▶ 2021 All-Big 12 Second Team
- ▶ 2021 Ann Meyers-Drysdale Award Watch List
- ▶ 2020 Preseason All-Big 12 Team
- ▶ 2020 All-Big 12 Honorable Mention
- ▶ 2019-20 Ann Meyers-Drysdale Award Top 10 Finalist
- ▶ Big 12 Freshman of the Week (Four times)
- ▶ Big 12 All-Freshman Team
- ▶ Big 12 Player of the Week (Three times)
- ▶ 2019 Big 12 Freshman Team

JUNIOR (2020-21)

Started all 24 games ... Averaged 16.1 PPG for 13th among Big 12 players ... Averaged 3.58 3-pointers per game to lead the league for the second season and rank fourth nationally ... Drained a total of 86 treys (sixth nationally) on a .430 clip (86-for-200) for 18th in the nation ... Nearly perfect from the free throw line, hitting 56-for-57 ... Hit 60 consecutive free throws dating back to February 2020 to set the Big 12 record for consecutive free throws made ... 19 performances with points in double figures including seven with 20 points or more ... Hit the game-winning free throws at Kansas State to lift the Sooners past the Wildcats as she went to the line with 1.3 seconds left in the game ... Season-high eight triples at Iowa State (Jan. 19) to set a Hilton Coliseum record for the most 3-pointers by an opponent in arena history ... Season-high 28 points at TCU on 10-for-16 shooting from the floor and six 3-pointers (Feb. 24) ... Named Big 12 Player of the Week for March 1 after her performances at TCU (Feb. 24) and Texas (Feb. 27), where she averaged 21.0 PPG and shot 52.0% (13-for-25) across the two contests ... Played a total of 918:40 minutes while averaging 38.3 MPG to lead the Big 12 ... Played 16 40-minute games ... Second Team All-Big 12 selection ... Academic All-Big 12 First Team.

SOPHOMORE (2019-20)

Played in and started all 30 games ... Totaled 1,232 minutes (37.73 per game), the most of any Big 12 player ... Drained 131 3-pointers to set a host of records ... Shattered the OU single-season treys record as well as the Big 12 record, which had stood since 2002-2003 ... Became the first player in Big 12 history to hit 100 or more 3s in back-to-back seasons ... Scored her 1,000 career point against Texas Tech in the final game of the season (March 7) to become just the third player to reach the milestone in program history after Courtney Paris and Aaryn Ellenberg, OU's top two scorers of all time ... 37th player in program history to reach 1,000 points ... Led the nation in made 3s (131) as well as 3s per game (4.37) for the entire season ... The NCAA's active career leader in 3-point field goal percentage at .443 (236-for-533) and treys per game with a 3.93 average ... As a sophomore was the youngest member of both 10-player active career lists ... Led OU in total points (573) and points per game (19.1) this season ... Was the Sooners' top scorer in 17 contests ... Had 15 games with 20 or more points ... Set a program record for the most consecutive 20-plus point games with eight from Dec. 7 to Jan. 22 ... Finished third in the Big 12 in scoring ... Also led the Sooners and the league from the free throw line, going 112-for-125 (.896) to rank third in OU single-season history ... Logged three performances with 30 or more points to tie for the most by a Big 12 player and the third most in a single season by an OU player ... Scored 30 at Wichita State on a career-high nine 3-pointers and 10-for-17 shooting from the field (Nov. 30) ... 31 points in OU's upset of No. 17 West Virginia (Feb. 5) ... Registered 31 points in OU's comeback win at Kansas, scoring 25 of those in the second half and overtime and going 12-for-12 from the charity stripe (Feb. 2) ... Named Big 12 Player of the Week on Dec. 2 ... Chosen as an All-Big 12 honorable mention ... Top 10 finalist for the Ann Meyers Drysdale Award, given annually to the top shooting guard in women's NCAA Division I basketball ... Earned second team Academic All-Big 12 honors for her work in the classroom.

» ROBERTSON'S CAREER STATISTICS

Overall	G-GS	MP-Avg.	FG-A	Pct.	3G-A	Pct.	FT-A	Pct.	Off-Def-Tot	Avg.	PF-D	A	TO	B	S	TP	Avg.
2018-19	30-29	1013-33.8	134-290	.462	105-225	.467	56-63	.889	13-85-98	3.3	56-1	39	43	2	30	429	14.3
2019-20	30-30	1132-37.7	165-374	.441	131-308	.425	112-125	.896	11-81-92	3.1	50-0	57	35	5	27	573	19.1
2020-21	24-24	918-38.3	122-257	.475	86-200	.430	56-57	.982	6-66-72	3.0	57-1	27	36	6	21	386	16.1
Career	84-83	3063-36.5	421-921	.457	322-733	.439	224-245	.914	30-232-262	3.1	163-1	123	114	13	78	1388	16.5
Big 12	G-GS	MP-Avg.	FG-A	Pct.	3G-A	Pct.	FT-A	Pct.	Off-Def-Tot	Avg.	PF-D	A	TO	B	S	TP	Avg.
2018-19	18-18	604-33.6	63-145	.434	49-107	.458	31-35	.886	10-47-57	3.2	34-1	14	25	2	19	306	11.4
2019-20	18-18	698-38.8	92-226	.407	68-180	.378	82-90	.911	5-53-58	3.2	35-0	37	25	2	16	334	18.6
2020-21	18-18	692-38.5	91-187	.487	62-144	.431	43-44	.977	5-49-54	3.0	45-1	20	30	3	16	287	15.9
Career	54-54	1994-36.9	246-558	.441	179-431	.415	156-169	.923	20-149-169	3.1	114-2	71	80	7	51	927	17.2

TAYLOR ROBERTSON



FRESHMAN (2018-19)

Earned Big 12 All-Freshman Team honors after putting together one of the most prolific offensive campaigns by a Sooner freshman ... Named Big 12 Freshman of the Week four times ... Averaged 14.3 points per game and appeared in 30 contests, making 29 starts .. Made 105 3-pointers, which set an OU freshman record and rank second in program single-season history ... Also led all Division I freshmen and ranked 12th nationally in 3-pointers made ... Finished second in the country with 3.50 3-pointers per game ... Was first among Division I freshmen in 3-point field goal percentage (.476) and finished the year ranked fifth overall ... Led all Big 12 freshmen with an .889 clip at the free throw line ... Finished the season with 429 points, the seventh-most ever by a Sooner freshman ...Set the OU freshman single-game record in her collegiate debut, knocking down eight treys to finish with 24 points against Western Kentucky (Nov. 9) ... Scored 20 points and buried six treys against Northwestern State (Nov. 15) ... Hit seven 3-pointers in back-to-back games at New Mexico (Nov. 28) and at Auburn (Dec. 2) ... Recorded 23 points and finished with six made 3-pointers against UConn (Dec. 19) ... Was 6-of-8 from beyond the arc and added 18 points in OU's win at West Virginia (Feb. 23) ... Hit seven treys at Texas Tech and chipped in 21 points at Texas Tech (March 5) ... Had eight 20-point scoring games ... Also led the team in scoring in eight contests ... Set the OU freshman record for minutes per game (33.8) ... Was one of three players in Division I to shoot at least .450 from the field, .450 from beyond the arc and .880 from the free throw line ... Averaged 11.4 points per game and shot .458 from 3-point range in league play.

PRIOR TO OKLAHOMA

Ranked No. 90 nationally by Prospect Nation ... Led McPherson (Kan.) High School to the 2018 Class 4A state championship ... Averaged 23.9 points, 4.7 rebounds and 2.8 assists per game as a senior, while shooting .477 from 3-point range and .905 at the free throw line ... Named 2018 Miss Kansas Basketball ... Set the school record for points scored with 1,912 points ... Scored 21 points in the state championship game to help McPherson to its first state title since 2012 ... As a junior, broke McPherson's program record for points per game (24.3), points scored (582), field goal percentage (.619) and free throw percentage (.915) ... Made 322 3-pointers during her prep career ... 2018 Wichita Eagle All-State First Team 2017 Kansas Gatorade Player of the Year ... 2018 All-USA Kansas Girls Basketball Team first-team pick.

» ROBERTSON BY THE NUMBERS

Miscellaneous	2020-21	Career
10-Plus Points	19	69
20-Plus Points	8	29
10-Plus Rebounds	-	-
Double-Doubles	-	-
Leads Team in Points	7	32
Leads Team in Rebounds	-	-
Leads Team in Assists	-	5

» ROBERTSON'S 2020-21 SEASON HIGHS

Points	28 at TCU (2/24/21)
Field Goals	10 (twice)
3-Point Field Goals	8 at Iowa State (1/19/21)
Free Throws Made	7 (twice)
Rebounds	6 at Iowa State (1/19/21)
Assists	3 (twice)
Blocked Shots	2 vs. Ark.-Pine Bluff (12/29/20)
Steals	3 at TCU (2/24/21)
Minutes Played	45 vs. Oklahoma State (3/12/21)

» CAREER HIGHS

Points	31 at West Virginia (1/15/20), at Kansas (2/2/20)
Field Goals	10 (four times)
3-Point Field Goals	9 at Wichita State (11/20/19)
Free Throws Made	12 at Kansas (2/2/20)
Rebounds	7 (three times)
Assists	5 (three times)
Blocked Shots	2 vs. Ark.-Pine Bluff (12/29/20)
Steals	5 at Texas (1/9/19)
Minutes Played	45 (twice)



LIZ SCOTT



LIZ SCOTT

FORWARD

34

JUNIOR » 2L » 6-2

TOMBALL, TEXAS » KLEIN OAK HS

SOPHOMORE (2020-21)

Appeared the first seven games of the year, starting five, before suffering a season-ending injury ... Averaged 7.0 PPG and 5.4 RPG ... Shot 56.1% (23-for-41) from the floor ... Dished seven assists and tallied 12 steals ... Double-double at Kansas with 10 points and a career-high 10 rebounds (Dec. 10) ... Was one steal shy of a stuffed stat sheet against Arkansas-Pine Bluff as she scored eight points, pulled down five boards and had four steals (Dec. 29).

FRESHMAN (2019-20)

Made 15 appearances off the bench ... Averaged 2.6 points per game ... Scored a career-high 11 against Texas (Jan. 28) ... Pulled down eight rebounds against Kansas State (Feb. 16) and dished three assists in that contest ... Logged five points at TCU (March 4) ... Earned All-Big 12 Academic Rookie Team Honors for her work in the classroom.

PRIOR TO OKLAHOMA

2019 Naismith All-America Honorable Mention ... Rated as a five-star recruit by Prospects Nation (No. 2 forward/No. 9 overall) and a four-star recruit by ESPN Hoop Gurlz (No. 15 wing/No. 76 overall) .. Missed senior season at Klein Oak (Texas) High School due to an ACL injury ... Averaged 16.2 points, 9.4 rebounds and 4.2 steals per game as a junior ... Scored over 1,000 career points in three prep seasons.

» SCOTT'S CAREER STATISTICS

Overall	G-GS	MP-Avg.	FG-A	Pct.	3G-A	Pct.	FT-A	Pct.	Off-Def-Tot	Avg.	PF-D	A	TO	B	S	TP	Avg.
2019-20	15-0	98-6.5	16-35	.457	0-0	.000	7-19	.368	13-10-23	1.5	21-0	8	6	3	4	39	2.6
2020-21	7-5	145-20.7	23-41	.561	0-0	.000	3-12	.250	6-32-38	5.4	30-3	7	13	1	12	49	7.0
Career	22-5	242-11.0	39-76	.513	0-0	.000	10-31	.323	19-42-61	2.8	51-3	15	19	4	16	88	4.0
Big 12	G-GS	MP-Avg.	FG-A	Pct.	3G-A	Pct.	FT-A	Pct.	Off-Def-Tot	Avg.	PF-D	A	TO	B	S	TP	Avg.
2019-20	13-0	88-6.8	12-31	.387	0-0	.000	7-19	.368	12-10-22	1.7	16-0	8	5	3	4	31	2.4
2020-21	2-2	58-29.0	8-17	.471	0-0	.000	0-4	.000	2-16-18	9.0	9-1	3	6	1	2	16	8.0
Career	15-2	146-9.7	20-48	.417	0-0	.000	7-23	.304	14-26-40	2.7	25-1	11	11	4	6	47	3.1



» SCOTT BY THE NUMBERS

Miscellaneous	2020-21	Career
10-Plus Points	1	2
20-Plus Points	-	-
10-Plus Rebounds	1	1
Double-Doubles	1	1
Leads Team in Points	-	-
Leads Team in Rebounds	2	2
Leads Team in Assists	-	-

» SCOTT'S 2020-21 SEASON HIGHS

Points	10 at Kansas (12/10/20)
Field Goals	5 at Kansas (12/10/20)
3-Point Field Goals	N/A
Free Throws Made	2 at Georgia (12/06/20)
Rebounds	10 at Kansas (12/10/20)
Assists	3 vs. Texas State (12/13/20)
Blocked Shots	1 vs. Oklahoma State (12/15/20)
Steals	4 vs. Arkansas-Pine Bluff (12/29/20)
Minutes Played	36 at Kansas (12/10/20)

» CAREER HIGHS

Points	11 vs. Texas (1/28/20)
Field Goals	5 at Kansas (12/10/20)
3-Point Field Goals	N/A
Free Throws Made	3 vs. Texas (1/28/20)
Rebounds	10 at Kansas (12/10/20)
Assists	3 (twice); MR: vs. Texas State (12/13/20)
Blocked Shots	2 vs. Kansas State (2/16/20)
Steals	4 vs. Arkansas-Pine Bluff (12/29/20)
Minutes Played	36 at Kansas (12/10/20)



NEVAEH TOT



NEVAEH TOT

GUARD

1

SOPHOMORE » 1L » 5-2

MCKINNEY, TEXAS » JOHN PAUL II

CAREER HONORS

► 2021 Big 12 All-Freshman Team

FRESHMAN (2020-21)

Made an immediate impact for the Sooners, playing in all 24 games and starting 21 ... Averaged 6.8 PPG, 3.5 RPG and 4.3 APG ... Also played in 31.5 minutes per contest ... Led the team in total assists with 103 on the year to rank fifth on OU's freshman assists list ... Her 4.3 assists per game to rank fifth among Big 12 players, second among Big 12 freshmen and ninth among all freshmen nationally ... Scored in double figures in six contests ... Career-high 14 points at Georgia, her second career game (Dec. 6) ... Stuffed the stat sheet against South Dakota with nine points, six rebounds and seven assists (Dec. 20) ... 11 dimes against UAPB (Dec. 29) tied for the second most by a Big 12 player in a single game and the fifth-most in a Division I women's basketball game in 2020-21 ... Performance against UAPB made her the first Sooner to have a double-double with points and assists since Morgan Hook in 2013 and the 14th player in program history to have a 10 or more assists in a game ... 14 points against Iowa State to match her career high (Feb. 9) ... Stuffed stat sheet against Texas Tech, scoring eight points, grabbing eight boards and dishing six assists (March 1) ... Named to the Big 12 All-Freshman Team.

PRIOR TO OKLAHOMA

A four-star recruit according to Prospects Nation ... Scored over 2,000 points in her high school career ... First team all-district, all-state and all-state tournament as a senior in 2019-20... Averaged 10.7 points, 7.1 assists, 4.5 rebounds & 3.0 steals during her senior season ... Led her teams to two state finals, winning the 6A title while playing at Parish Episcopal in 2017-18 ... Tallied 23 points, eight rebounds and eight assists in the 2017-18 state final.

» TOT'S CAREER STATISTICS

Overall	G-GS	MP-Avg.	FG-A	Pct.	3G-A	Pct.	FT-A	Pct.	Off-Def-Tot	Avg.	PF-D	A	TO	B	S	TP	Avg.
2018-19	30-16	692-23.1	47-24	.379	12-45	.267	26-39	.667	25-57-82	2.7	48-1	76	81	1	36	132	4.4
2019-20	30-15	598-19.9	31-92	.337	7-29	.241	17-27	.630	20-57-77	2.6	34-0	81	66	3	49	86	2.9
Career	60-31	1290=21.5	78-116	.358	19-74	.254	43-66	.649	45-114-159	2.7	82-1	157	147	4	85	218	3.7
Big 12	G-GS	MP-Avg.	FG-A	Pct.	3G-A	Pct.	FT-A	Pct.	Off-Def-Tot	Avg.	PF-D	A	TO	B	S	TP	Avg.
2018-19	18-7	353-19.6	22-67	.328	4-22	.182	17-22	.773	14-33-47	2.6	34-1	37	48	1	15	65	3.6
2019-20	18-8	366-20.3	13-41	.317	3-11	.273	11-15	.733	12-31-43	2.4	24-0	41	34	1	33	40	2.2
Career	36-15	719-19.9	35-108	.323	7-33	.228	28-37	.753	26-64-90	2.5	58-1	78	82	2	38	105	2.9



»» TOT BY THE NUMBERS

Miscellaneous	2020-21	Career
10-Plus Points	7	2
20-Plus Points	-	-
10-Plus Assists	1	1
Double-Doubles	1	1
Leads Team in Points	-	-
Leads Team in Rebounds	2	2
Leads Team in Assists	14	14

»» TOT'S 2020-21 SEASON HIGHS

Points	14 vs. Iowa State (2/9/21)
Field Goals	5 vs. Iowa State (2/9/21)
3-Point Field Goals	3 vs. Iowa State (2/9/21)
Free Throws Made	5 at Texas (2/27/21)
Rebounds	8 vs. Texas Tech (3/1/21)
Assists	11 vs. Arkansas-Pine Bluff (12/29/20)
Blocked Shots	1 at TCU (2/24/21)
Steals	4 at West Virginia (2/13/21)
Minutes Played	40 vs. Kansas (1/27/21)

»» CAREER HIGHS

Points	14 vs. Iowa State (2/9/21)
Field Goals	5 vs. Iowa State (2/9/21)
3-Point Field Goals	3 vs. Iowa State (2/9/21)
Free Throws Made	5 at Texas (2/27/21)
Rebounds	8 vs. Texas Tech (3/1/21)
Assists	11 vs. Arkansas-Pine Bluff (12/29/20)
Blocked Shots	1 at TCU (2/24/21)
Steals	4 at West Virginia (2/13/21)
Minutes Played	40 vs. Kansas (1/27/21)



SKYLAR VANN



SKYLAR VANN

FORWARD

24

SOPHOMORE » 1L » 5-11
EDMOND, OKLA. » DEER CREEK

FRESHMAN (2020-21)

Played in 23 of 24 contests and made six starts ... Averaged 8.0 PPG and 4.7 RPG ... Scored in double figures in seven games ... Two performances with double-digit rebounds... Career-high 10 rebounds against UAPB to go with 14 points for a double-double (Dec. 29) ... Scored a career-best 19 points on 8-for-15 (.533) shooting against Texas Tech (March 1) ... Matched her career-high in boards against Oklahoma State in the Big 12 Championships with 10 (March 12) ... Also added 11 points in that game for a double-double.

PRIOR TO OKLAHOMA

Scored 1,605 points and pulled down 1,062 rebounds in her prep career ... Averaged 18.9 points per game to lead the No. 4 team in the state in scoring, as well as 10.2 rebounds, 3.2 assists, 2.9 steals and 1.7 blocks during her senior season ... Three-time first-team All-Central Oklahoma Athletic Conference selection ... 2019-20 COAC Offensive Player of the Year ... Tabbed to the 2019-20 Oklahoma Girls Basketball Coaches Association's All-State Team for the Large School West Division ... Max Preps second-team all-state honoree ... Honorable mention all-state selection by the Tulsa World in 2017-18 and 2018-19 ... Member of The Oklahoman's All-State Third Team in 2018-19 and an honorable mention pick in 2017-18.

» VANN'S CAREER STATISTICS

Overall	G-GS	MP-Avg.	FG-A	Pct.	3G-A	Pct.	FT-A	Pct.	Off-Def-Tot	Avg.	PF-D	A	TO	B	S	TP	Avg.
2020-21	23-6	460-20.0	75-156	.481	22-69	.319	12-21	.571	46-61-107	4.7	44-3	8	14	13	16	184	8.0
Career	23-6	460-20.0	75-156	.481	22-69	.319	12-21	.571	46-61-107	4.7	44-3	8	14	13	16	184	8.0
Big 12	G-GS	MP-Avg.	FG-A	Pct.	3G-A	Pct.	FT-A	Pct.	Off-Def-Tot	Avg.	PF-D	A	TO	B	S	TP	Avg.
2020-21	2-2	58-29.0	8-17	.471	0-0	.000	0-4	.000	2-16-18	9.0	9-1	3	6	1	2	16	8.0
Career	2-2	58-29.0	8-17	.471	0-0	.000	0-4	.000	2-16-18	9.0	9-1	3	6	1	2	16	8.0



» VANN BY THE NUMBERS

Miscellaneous	2019-20	Career
10-Plus Points	8	8
20-Plus Points	-	-
10-Plus Rebounds	2	2
Double-Doubles	2	2
Leads Team in Points	-	-
Leads Team in Rebounds	3	3
Leads Team in Assists	-	-

» VANN'S 2020-21 SEASON HIGHS

Points	19 vs. Texas Tech (3/1/21)
Field Goals	8 vs. Texas Tech (3/1/21)
3-Point Field Goals	3 vs. Texas Tech (3/1/21) and vs. Texas State (12/3/20)
Free Throws Made	3 at Texas (2/27/21)
Rebounds	10 vs. Oklahoma State (3/12/21) and vs. Ark.-Pine Bluff (12/29/20)
Assists	2 vs. Baylor (2/21/21)
Blocked Shots	3 vs. Texas State (12/3/20)
Steals	3 vs. Texas Tech (3/1/21)
Minutes Played	40 vs. Texas State (12/13/20) and vs. Oklahoma State (12/15/20)

» CAREER HIGHS

Points	19 vs. Texas Tech (3/1/21)
Field Goals	8 vs. Texas Tech (3/1/21)
3-Point Field Goals	3 vs. Texas Tech (3/1/21) and vs. Texas State (12/3/20)
Free Throws Made	3 at Texas (2/27/21)
Rebounds	10 vs. Oklahoma State (3/12/21) and vs. Ark.-Pine Bluff (12/29/20)
Assists	2 vs. Baylor (2/21/21)
Blocked Shots	3 vs. Texas State (12/3/20)
Steals	3 vs. Texas Tech (3/1/21)
Minutes Played	40 vs. Texas State (12/13/20) and vs. Oklahoma State (12/15/20)



MADI WILLIAMS



MADI WILLIAMS

FORWARD

25

SENIOR » 3L » 6-0

FORT WORTH, TEXAS » TRINITY VALLEY SCHOOL

CAREER HONORS

- ▶ 2022 Cheryl Miller Award Watch List
- ▶ 2022 Unanimous All-Big 12 Preseason Selection
- ▶ 2021 Unanimous First Team All-Big 12 Selection
- ▶ Big 12 Player of the Week (twice)
- ▶ 2020 Preseason All-Big 12 Team

JUNIOR (2020-21)

Unanimous First Team All-Big 12 Selection ... Averaged 20.3 PPG and 5.1 RPG ... Ranked third in the Big 12 in scoring average and 30th nationally ... Set the OU single-game scoring record when she dropped 45 points on 17-for-30 shooting against West Virginia on Jan. 3 ... At the time, her 45 points were the most scored in a single game during the 2020-21 season ... Scored in double figures in 23 of 24 games with nine performances with 20 points or more ... Six games with 25 points or more ... Against West Virginia (Jan. 3), hit a career-high 45 points on 17-for-30 shooting from the floor, 3-for-7 shooting from deep and 8-for-9 from the charity stripe for a .567 clip ... Accounted for 62.5% of Oklahoma's scoring on that contest ... Named Big 12 Player of the Week for Jan. 4 after her record-breaking performance against WVU ... 29 points and nine rebounds at Oklahoma State (Feb. 3) ... 27 points on 13-for-21 shooting (.619) and 13 rebounds against Iowa State (Feb. 9) for her 14th career double-double ... 21 points and eight rebounds at West Virginia (Feb. 13) ... Named Big 12 Player of the Week for Feb. 15 after averaging a double-double of 24.0 points and 10.5 rebounds per game in the Sooners' wins over Iowa State and West Virginia.

SOPHOMORE (2019-20)

Played in all 30 games with 26 starts ... Led the team in made field goals (192) and finished second in points (484), second in scoring average (16.1 PPG) and second in field goal percentage (.471) ... Ranked seventh in the Big 12 in scoring and fifth in field goal percentage ... Led the Sooners in rebounds, averaging 7.3 per game ... Ninth in the Big 12 in rebounding ... Scored in double figures in 27 of 30 games in 2019-20, including the last 18 straight ... Seven performances of 20 points or more ... Hit 10 or more field goals in three contests ... Led OU in rebounds in 15 contests ... Registered six double-doubles across the season ... Had back-to-back doubles to open the season against Prairie View A&M (14 pts/10 reb) on Nov. 4 and UAB (24 pts/13 reb) on Nov. 10 ... Shot .900 (9-for-10) from the charity stripe against UAB ... Matched her career high in rebounds with 16 against Stephen F. Austin (Nov. 26), also good for the most by a Sooner this season ... Hit the go-ahead layup with 0:03 seconds remaining to lift the Sooners over Oklahoma State in Stillwater (Jan. 8) ... Saw 43 minutes in OU's overtime win at Kansas and scored a career-high 26 points (Feb. 2) ... Sank a career-best 11 field goals at Texas (Feb. 29), also the most by an OU player in 2019-20 ... 24 points and 10 rebounds against Texas Tech in the final game of the season (March 7).

» WILLIAMS' CAREER STATISTICS

Overall	G-GS	MP-Avg.	FG-A	Pct.	3G-A	Pct.	FT-A	Pct.	Off-Def-Tot	Avg.	PF-D	A	TO	B	S	TP	Avg.
2018-19	30-29	881-29.4	137-329	.416	2-20	.100	73-121	.603	89-152-241	8.0	103-6	55	92	16	38	349	11.6
2019-20	30-26	976-32.5	192-408	.471	18-51	.353	82-117	.701	68-150-218	7.3	95-3	95	119	9	42	484	16.1
2020-21	21-20	717-34.2	172-349	.493	10-35	.286	66-96	.688	17-91-108	5.1	59-4	67	81	13	43	420	20.0
Career	81-75	2574-31.8	501-1086	.461	30-106	.283	221-334	.662	174-393-567	7.0	257-13	178	292	38	123	1253	15.5
Big 12	G-GS	MP-Avg.	FG-A	Pct.	3G-A	Pct.	FT-A	Pct.	Off-Def-Tot	Avg.	PF-D	A	TO	B	S	TP	Avg.
2018-19	18-17	502-27.9	68-189	.360	2-7	.286	35-59	.593	47-74-121	6.7	71-6	29	52	7	22	173	9.6
2019-20	18-18	620-34.5	132-272	.485	13-38	.342	50-74	.676	32-80-112	6.2	63-3	36	78	6	29	327	18.2
2020-21	16-16	551-34.4	131-268	.489	9-28	.321	46-66	.697	13-70-83	5.2	42-2	56	65	10	30	317	19.8
Career	52-51	1673-31.2	331-729	.454	24-73	.329	131-199	.658	92-224-316	6.1	176-11	121	195	23	81	817	15.7



FRESHMAN (2018-19)

Averaged 11.6 points per game and led the team with 8.0 rebounds per contest ... Started 29 of 30 games ... Led all Big 12 freshmen and ranked seventh in the league with seven double-doubles ... Had 10 games with at least 10-plus rebounds ... Posted a .416 clip from the field ... Ranks fourth on OU's freshman record's list in rebounds per game (8.0) and is tied for fifth in total rebounds (241) ... Had 38 steals and chipped in 55 assists ... Picked up a double-double in her collegiate debut, finishing with 15 points and 15 rebounds against Western Kentucky (Nov. 9) ... Logged 15 rebounds against Northwestern State (Nov. 15) ... Was the first Sooner freshman since Courtney Paris (2005-06) to record 15 rebounds in back-to-back games ... Finished with season-high 22 points and eight rebounds ver-

sus UAB (Nov. 22) in the Junkanoo Jam ... Earned double-double with 12 points and 11 rebounds against UConn (Dec. 19) ... Had 10 points and season-high 16 rebounds at SMU (Dec. 22) ... Logged 18 points, 11 rebounds and three assists in OU's victory over Kansas (Feb. 13) ... Had 11 points and 11 rebounds in a Bedlam victory over Oklahoma State (Feb. 25) ... Finished with 19 points and nine rebounds against Texas Tech in the first round of the Big 12 Championship.

team in scoring with 13 points on 6-of-11 shooting at the McDonald's All-American Game ... Seventh OU signee to compete in the McDonald's All-American Game ... Second Sooner to play in the Jordan Brand Classic ... 2018 All-USA Texas Girls Basketball Team first-team pick ... Averaged 25.7 points, 7.0 rebounds and 4.0 steals per game at Trinity Valley School ... Scored 20.0 points per game as a sophomore ... Participated in the 2016 USA Basketball U16 World Championship Team trials and the 2017 USA Basketball U17 World Championship Team trials.

PRIOR TO OKLAHOMA

Five-star recruit ranked No. 1 wing and No. 8 overall prospect by Prospect Nation ... Four-star recruit and ranked No. 4 wing and No. 24 overall by ESPN HoopGurlz ... Participated in the McDonald's All-American Game as well as the Jordan Brand Classic ... Led her

» WILLIAMS BY THE NUMBERS

Miscellaneous	2020-21	Career
10-Plus Points	20	65
20-Plus Points	9	18
10-Plus Rebounds	1	18
Double-Doubles	1	14
Leads Team in Points	10	19
Leads Team in Rebounds	7	36
Leads Team in Assists	5	10

» WILLIAMS' 2020-21 SEASON HIGHS

Points	45 vs. West Virginia (1/3/21)
Field Goals	17 vs. West Virginia (1/3/21)
3-Point Field Goals	3 vs. West Virginia (1/3/21)
Free Throws Made	8 vs. West Virginia (1/3/21) and at Oklahoma State (2/6/21)
Rebounds	13 vs. Iowa State (2/9/21)
Assists	8 at West Virginia (2/13/21)
Blocked Shots	2 (three times)
Steals	6 vs. Oklahoma State (3/12/21)
Minutes Played	41 vs. Oklahoma State (3/12/21)

» CAREER HIGHS

Points	45 vs. West Virginia (1/3/21)
Field Goals	17 vs. West Virginia (1/3/21)
3-Point Field Goals	3 vs. West Virginia (1/3/21)
Free Throws Made	9 vs. UAB (11/10/19)
Rebounds	16 vs. Stephen F. Austin (11/26/19) and at SMU (12/22/18)
Assists	8 at West Virginia (2/13/21)
Blocked Shots	3 vs. Western Kentucky (11/9/18)
Steals	6 vs. Oklahoma State (3/12/21)
Minutes Played	43 at Kansas (2/2/20)



NEWCOMERS



JORDAN MOSER

FORWARD

13

JUNIOR » 2L » 6-1

NORMAN, OKLA. » LOYOLA-CHICAGO

PRIOR TO OKLAHOMA

Transfer from Loyola Chicago ... Appeared in five games over two seasons for the Ramblers ... Attended Loyola Academy in Wilmette, Ill. ... Two-year varsity player ... Helped lead Ramblers to a berth in the Sectional Semifinals during her senior season ... Daughter of OU head men's basketball coach Porter Moser.



KALEY PERKINS

GUARD

23

FRESHMAN » HS » 6-0

HOUSTON, TEXAS » LANGHAM CREEK

PRIOR TO OKLAHOMA

TGCA All-State and All-Region selection for Langham Creek (Texas) High school ... Averaged 18.7 points, 5.4 rebounds, 2.9 assists and 2.9 steals per game as a senior ... First Team ALL-VYPE honoree in final prep season ... Shot 44 percent from the 3-point line as a senior and was a 41 percent shooter over four years.



EMMA SVOBODA

CENTER

33

FRESHMAN » HS » 6-3

LA QUINTA, CALIF. » LA QUINTA

PRIOR TO OKLAHOMA

Led La Quinta (Calif.) High School to the Desert Empire League (DEL) title and to the CIF-SS semifinals as a senior ... Averaged 23.6 points, 16.9 rebounds, 3.4 assists and 3.4 steals per game in final prep season ... Two-time DEL MVP (2019 and 2021) ... Back-to-back First Team All-CIF selection.



KENNADY TUCKER

GUARD

4

JUNIOR » 1L » 6-1

LITTLE ROCK, ARK. » NORTH CAROLINA

PRIOR TO OKLAHOMA

Transfer from North Carolina ... Played in 37 games for UNC over two seasons ... Ranked the No. 25 overall player in the 2019 class by All Star Girls Report ... Listed as No. 45 overall and the seventh best guard in the class by Prospect Nation ... Named a four-star recruit with an overall grade of 95 (out of 100) by ESPN ... Compiled 1,120 points, 423 rebounds, 267 assists and 188 steals in four seasons ... Named to All-State team twice and All-Conference selection all four years ... Averaged career highs in points (12.6), rebounds (4.3), assists (2.8) and steals (2.9) as a senior.



KELBIE WASHINGTON

GUARD

10

FRESHMAN » HS » 5-6

NORMAN, OKLA. » NORMAN

PRIOR TO OKLAHOMA

A four-star recruit and No. 66 nationally by ESPN ... No. 10 guard in the 2021 class per ESPN ... Led Norman (Okla.) High School to back-to-back 6A state championships ... Averaged 13.0 points, 4.2 steals, 4.1 assists and 4.0 rebounds per game for her career and tallied 100 rebounds, assists and steals in three straight seasons ... 2021 Oklahoma Coaches Association All-State honoree ... Oklahoman's Super 5 Player of the Year in 2021 ... Three-time First Team All-COAC selection ... 2021 COAC Player of the Year and two-time COAC Defensive Player of the Year ... Coached by current Oklahoma assistant coach Michael Neal in high school.



BRE'YON WHITE

FORWARD

14

FRESHMAN » HS » 5-11

PEARLAND, TEXAS » SHADOW CREEK

PRIOR TO OKLAHOMA

Led Shadow Creek (Texas) High School in scoring in three seasons, averaging 12.1 points and 7.9 rebounds per game over 124 career games played ... Had standout senior season where she tallied 15.7 points and 11.2 rebounds on the season ... District 23-5A Newcomer of the Year as a freshman and back-to-back District 24-5A Defensive Player of the Year ... First Team All-VYPE selection as a senior ... First Team All-Greater Houston and All-Region selection.



INDIVIDUAL GAME-BY-GAME

#1 NEVAEH TOT

2020-21												
Date	Opponent	MIN	FG	3FG	FT	O-D-T	PF	A	TO	B	S	TP
N25	Houston	21	0-2	0-1	4-6	0-3-3	3	2	3	0	0	4
D6	at Georgia	31	4-9	2-2	4-5	0-1-1	1	6	3	0	1	14
D12	at Kansas*	40	3-8	1-4	3-4	3-4-7	3	3	1	0	0	10
D13	Texas State*	40	3-9	1-3	1-2	0-0-0	2	5	7	0	3	12
D15	OSU*	40	1-2	0-2	1-2	1-2-3	1	4	4	0	2	3
D20	South Dakota*	36	2-6	0-2	5-6	1-5-6	2	7	3	0	1	9
D29	UAPB*	27	5-8	2-3	0-0	0-1-1	4	11	4	0	1	12
J3	WVU*	31	1-5	0-1	1-2	0-3-3	1	1	6	0	1	3
J6	at TTU*	28	2-6	0-1	0-0	0-0-0	3	5	2	0	1	4
J19	at Iowa State	9	1-4	0-1	0-0	0-1-1	0	1	1	0	1	2
J23	at Baylor*	26	0-2	0-1	0-0	0-1-1	1	1	2	0	0	0
J27	Kansas*	40	4-7	0-2	3-4	1-0-1	4	7	3	0	2	11
J31	at K-State*	33	2-4	1-1	0-0	1-2-3	3	3	1	0	0	5
F3	Texas*	34	2-6	0-0	0-1	2-1-3	0	2	3	0	1	4
F6	at OSU*	36	2-5	1-1	0-0	0-4-4	1	7	1	0	3	5
F9	ISU**	37	5-10	3-6	1-2	0-6-6	0	2	0	0	1	14
F13	at WVU*	36	3-6	1-2	0-0	2-5-7	1	2	5	0	4	7
F21	Baylor*	32	2-5	2-3	0-0	0-4-4	2	4	2	0	2	6
F24	at TCU*	34	3-8	0-2	0-0	1-6-7	4	4	2	1	1	6
F27	at Texas*	36	2-5	1-2	5-6	0-4-4	3	4	3	0	3	10
M1	TTU*	36	3-8	0-1	2-2	1-7-8	1	6	2	0	1	8
M4	TCU*	21	0-3	0-1	0-0	0-0-0	1	4	2	0	1	0
M7	K-State*	29	3-5	0-2	2-2	2-2-4	0	5	0	0	1	8
M12	OSU	36	2-6	0-1	1-2	1-6-7	5	3	3	0	2	5

#12 GABBY GREGORY

2019-20												
Date	Opponent	MIN	FG	3FG	FT	O-D-T	PF	A	TO	B	S	TP
N4	PVAMU	23	3-7	1-4	3-4	3-4-7	2	0	1	0	1	10
N10	UAB	16	0-6	0-4	2-2	0-0-0	2	1	1	0	0	2
N14	Missouri St.	17	0-1	0-0	1-1	1-1-2	0	0	2	0	0	1
N20	SFA	26	4-7	0-2	1-1	1-2-3	1	1	0	0	0	9
N23	at Houston	21	2-5	1-3	0-0	0-4-4	2	1	0	0	0	5
N26	ACU	26	5-6	2-2	6-6	2-1-3	1	1	2	1	1	18
N30	at WSU	23	5-7	2-3	1-2	1-2-3	4	0	0	1	1	13
D4	at WVU	27	4-11	0-3	3-3	1-5-6	4	1	5	0	0	11
D7	#25 LSU*	22	3-5	1-1	0-0	1-0-1	2	3	2	0	0	7
D15	SHSU*	23	2-6	0-1	7-7	2-2-2	4	1	0	0	0	11
D17	Drake*	20	3-6	2-3	5-6	2-3-5	2	2	2	0	0	13
D22	at #2 UConn*	24	1-2	1-7	0-0	1-1-2	0	2	2	0	0	5
J4	#6 Baylor*	31	3-10	1-6	0-0	3-0-3	4	1	6	0	0	7
J8	at OSU*	30	3-6	2-3	2-2	1-0-1	3	2	5	0	1	10
J11	Iowa State*	33	6-13	2-6	2-3	0-7-7	4	2	2	1	0	16
J15	at WVU*	36	3-11	1-3	2-4	1-6-8	2	3	2	1	1	9
J20	TCU*	40	5-11	0-4	5-5	0-4-4	3	1	3	0	1	15
J22	at TTU*	29	4-8	1-3	0-0	4-4-8	5	1	3	2	1	9
J25	at K-State*	35	2-21	3-11	2-2	3-6-9	1	3	2	0	0	15
J28	Texas*	31	1-10	0-4	0-0	0-4-4	2	0	2	0	1	2
F2	at Kansas*	37	7-14	2-6	2-3	3-7-10	2	1	6	0	0	18
F5	WVU*	36	3-6	1-2	3-4	2-2-4	3	1	5	1	0	10
F8	at Iowa State*	36	3-15	2-8	4-4	1-7-8	4	3	3	2	3	12
F11	OSU*	38	4-11	1-4	0-0	1-3-4	3	5	3	0	0	9
F16	K-State*	43	8-17	3-5	1-1	2-1-3	4	1	2	0	2	20
F22	at Baylor*	40	10-17	5-9	5-6	0-1-1	0	0	5	0	0	30
F26	Kansas*	37	3-11	1-4	3-5	0-3-3	3	2	3	0	0	10
F29	at Texas*	36	7-12	2-2	5-8	1-0-1	5	1	5	0	0	21
M4	at TCU*	29	2-9	1-5	3-4	1-8-9	2	1	6	0	1	8
M7	TTU*	33	6-9	2-4	0-0	0-3-3	3	5	4	0	0	14

2020-21

Date	Opponent	MIN	FG	3FG	FT	O-D-T	PF	A	TO	B	S	TP
N25	Houston*	38	5-12	0-3	8-8	2-2-4	1	6	5	0	1	18
D6	at Georgia*	34	5-11	1-2	2-6	1-1-2	3	2	3	0	1	13
D10	at Kansas*	40	7-15	4-9	4-4	2-3-5	2	1	4	1	0	22
D13	Texas State*	37	4-7	0-1	8-8	4-5-9	4	1	5	0	0	16
D15	OSU*	40	4-11	1-3	5-6	0-1-1	1	0	5	0	0	14
D20	S. Dakota*	40	3-10	3-6	6-8	2-4-6	2	1	4	0	1	15
D29	UAPB*	33	8-12	4-6	3-3	0-5-5	3	1	4	1	1	23
J3	WVU*	40	5-13	2-6	1-1	2-3-5	2	4	2	0	1	13
J6	at TTU*	40	5-15	2-7	4-6	1-3-4	2	1	1	0	0	16
J19	at ISU*	40	5-15	0-2	2-2	3-3-6	2	1	2	0	0	12
J23	at Baylor*	34	1-9	0-6	6-6	2-1-3	2	0	1	0	0	8
J27	Kansas*	40	9-15	6-10	3-4	2-6-8	4	5	1	0	1	27
J31	at K-State*	39	5-15	4-10	5-6	1-4-5	1	2	0	1	0	19
F3	Texas*	40	3-12	2-9	3-5	1-0-1	4	2	2	0	2	11
F6	at OSU*	26	2-7	2-3	3-4	0-3-3	0	0	1	0	0	9
F9	Iowa State*	35	5-11	1-3	4-4	3-4-7	3	0	2	0	0	15
F13	at WVU*	35	5-11	1-5	1-2	1-2-3	2	2	4	0	0	12
F21	Baylor*	38	5-17	2-9	7-10	1-2-3	3	1	6	0	0	19
F24	at TCU*	31	5-10	2-6	4-4	2-4-6	3	1	3	0	1	16
F27	at Texas*	44	5-13	1-5	8-8	5-3-8	2	0	1	0	2	19
M1	Texas Tech*	37	5-9	2-4	4-4	1-4-5	2	0	2	0	0	16
M4	TCU*	40	7-12	3-8	10-12	2-2-4	0	2	4	0	1	27
M7	K-State*	38	8-11	2-4	6-6	1-3-4	3	4	3	0	0	24
M13	OSU*	41	4-16	2-6	4-4	2-3-5	4	1	4	0	1	14



» Nevaeh Tot was named to the Big 12 All-Freshman Team for her efforts in the 2020-21 campaign. The guard's 103 assists (4.3 app) on the season were the fifth most all-time for a Sooner freshman.



INDIVIDUAL GAME-BY-GAME



» Ana Llanusa scored her 1,000th career point on Feb. 5, 2020 against West Virginia, becoming the 36th member of Oklahoma's 1,000-point club.

2019-20

Date	Opponent	MIN	FG	3FG	FT	O-D-T	PF	A	TO	B	S	TP
N4	PVAM*	23	5-12	1-5	1-3	0-2-2	1	2	2	0	3	12
N10	UAB*	38	7-21	2-7	9-12	4-4-8	5	2	4	0	8	25
N14	MISSOURI ST.*	29	11-18	2-6	6-22	2-1-3	5	3	5	0	4	30
N20	SFA*	28	7-19	2-8	3-4	1-3-4	3	5	9	0	1	19
N23	at Houston*	33	8-20	0-7	5-8	3-5-8	4	2	4	0	3	21
N26	ACU*	27	2-13	1-5	3-3	3-4-7	1	7	3	0	0	8
N30	at WSU*	30	7-12	1-4	4-4	2-2-4	2	1	4	0	0	19
D4	at WKU*	31	8-13	2-4	1-2	4-1-5	5	1	3	0	0	19
D7	#25 LSU*	33	8-17	4-6	0-1	2-5-7	4	4	4	0	4	20
D15	SHSU*	23	7-12	2-3	3-6	2-4-6	4	3	2	0	1	19
D17	DRAKE*	28	4-12	2-7	1-1	2-6-8	3	3	7	0	2	11
D22	#2 UConn*	26	4-11	0-3	3-5	2-4-6	5	0	2	0	2	11
J4	#6 BAYLOR*	25	1-9	0-4	1-2	1-5-6	5	4	4	0	0	3
J8	at OSU*	31	7-12	1-2	5-6	1-2-3	5	1	4	1	4	20
J11	IOWA STATE											
J15	at West Virginia											
J19	TCU											
J22	at TTU											
J25	at K-State											
J28	TEXAS											
F2	at Kansas	11	1-6	0-2	2-2	2-0-2	1	0	3	0	0	4
F5	WVU	26	8-12	1-2	2-2	1-2-3	4	1	2	0	2	19
F8	at ISU*	21	5-13	3-6	2-2	2-3-5	5	0	4	0	0	15
F11	OSU*	34	11-22	2-6	2-5	2-3-5	4	1	2	0	6	26
F16	K-STATE*	2	0-2	0-2	0-0	0-0-0	0	0	0	0	0	0
F22	at Baylor											
F26	KANSAS	22	6-13	2-5	8-11	2-1-3	5	0	2	0	4	22
F29	at Texas*	28	3-14	1-8	3-4	1-4-5	4	2	3	0	2	10
M4	at TCU*	23	3-11	1-5	1-2	0-1-1	3	1	2	2	1	8
M7	TTU	30	3-13	2-6	5-5	4-0-4	4	2	2	0	5	13

#24 SKYLAR VANN

2020-21

Date	Opponent	MIN	FG	3FG	FT	O-D-T	PF	A	TO	B	S	TP
N25	Houston											
D6	at Georgia	13	3-3	2-2	0-0	1-4-5	0	0	0	0	1	8
D10	at Kansas*	30	4-9	0-5	0-0	2-4-6	5	0	0	1	0	8
D12	Texas St*	40	4-7	3-4	0-2	1-6-7	1	1	0	3	1	11
D15	OSU*	40	5-13	1-5	0-0	6-3-9	3	0	4	1	1	11
D20	S. Dakota*	14	1-2	0-0	0-0	0-0-0	0	0	0	0	0	2
D29	UAPB	26	6-17	2-8	0-0	5-5-10	2	1	1	1	2	14
J3	WVU*	18	1-3	0-2	1-2	1-2-3	1	0	0	1	0	3
J6	at TTU*	20	2-7	2-4	1-2	2-3-5	3	0	1	0	0	7
J19	at ISU	17	2-5	0-2	0-2	4-3-7	2	0	1	1	2	4
J23	at Baylor	2	0-0	0-0	0-0	0-0-0	0	0	0	0	0	0
J27	Kansas	8	1-6	0-5	2-2	1-3-4	1	0	0	0	0	4
J31	at K-State	13	3-6	1-3	0-0	1-3-4	2	0	0	0	1	7
F3	Texas	1	0-0	0-0	0-0	0-0-0	0	0	0	0	0	0
F6	at OSU	14	3-5	0-1	0-0	3-1-4	0	0	1	1	0	6
F9	Iowa State	15	3-5	0-0	1-1	1-4-5	4	0	2	0	0	7
F13	at WVU	26	3-6	2-4	2-2	1-7-8	1	0	0	0	0	10
F21	Baylor	27	4-4	1-1	0-0	3-0-3	5	2	1	0	1	9
F24	at TCU	21	3-7	2-6	0-0	0-1-1	2	1	0	2	0	8
F27	at Texas	31	5-11	0-4	3-5	2-2-4	3	0	1	1	2	13
M1	Texas Tech	20	8-15	3-5	0-0	4-2-6	2	1	1	1	3	19
M4	TCU	25	6-12	1-4	0-1	1-2-3	3	0	0	0	1	13
M7	K-State	12	4-6	1-3	0-0	1-2-3	1	1	0	0	0	9
M13	OSU	30	4-7	1-1	2-2	6-4-10	3	1	1	0	1	11

INDIVIDUAL GAME-BY-GAME



#34 LIZ SCOTT

2019-20

Date	Opponent	MIN	FG	3FG	FT	O-D-T	PF	A	TO	B	S	TP
N4	PVAMU											
N10	UAB											
N14	Missouri St.											
N20	SFA											
N23	at Houston											
N26	ACU											
N30	at WSU											
D4	at WKU											
D7	#25 LSU											
D15	SHSU	5	2-2	0-0	0-0	0-0-0	4	0	1	0	0	4
D17	Drake											
D22	at #2 UConn	4	2-2	0-0	0-0	1-0-1	1	0	0	0	0	4
J4	#6 Baylor											
J8	at OSU	3	0-0	0-0	0-0	1-0-1	1	0	0	0	0	0
J11	Iowa State											
J15	at WVU	11	2-6	0-0	0-1	3-0-3	3	2	1	1	1	4
J19	TCU	2	0-0	0-0	0-0	0-0-0	1	0	0	0	0	0
J22	at TTU											
J25	at K-State											
J28	Texas	17	4-8	0-0	3-7	0-1-1	2	0	0	0	2	11
F2	at Kansas	12	2-4	0-0	1-2	0-0-0	4	2	1	0	0	5
F5	WVU	3	0-2	0-0	2-4	1-1-2	0	0	1	0	0	2
F8	at Iowa State	3	0-1	0-0	0-0	0-0-0	0	0	0	0	0	0
F11	OSU											
F16	K-State	15	2-6	0-0	0-0	2-6-8	4	3	0	2	0	4
F22	at Baylor	6	0-0	0-0	0-0	1-1-2	0	0	0	0	1	0
F26	Kansas	1	0-0	0-0	0-0	0-0-0	0	0	0	0	0	0
F29	at Texas	2	0-1	0-0	0-0	0-1-1	1	0	0	0	0	0
M4	at TCU	5	2-3	0-0	1-3	2-0-2	0	1	1	0	0	5
M7	TTU	8	0-0	0-0	0-2	2-0-2	0	0	1	0	0	0

Date	Opponent	MIN	FG	3FG	FT	O-D-T	PF	A	TO	B	S	TP
D29	UAPB*	17	4-5	0-0	0-0	1-4-5	3	1	1	0	4	8
J5	WVU											
J3	WVU											
J6	at Texas Tech											
J19	at Iowa State											
J23	at Baylor											
J27	Kansas											
J51	at K-State											
F3	Texas											
F6	at OSU											
F9	Iowa State											
F13	at WVU											
F21	Baylor											
F24	at TCU											
F27	at Texas											
M1	Texas Tech											
M4	TCU											

2020-21

Date	Opponent	MIN	FG	3FG	FT	O-D-T	PF	A	TO	B	S	TP
N25	Houston	7	3-3	0-0	1-2	2-2-4	5	0	1	0	0	7
D6	at Georgia	12	3-4	0-0	2-2	0-0-0	5	0	0	1	1	8
D10	at Kansas*	36	5-12	0-0	0-4	1-9-10	4	1	3	0	1	10
D13	Texas State*	27	2-5	0-0	0-0	0-4-4	4	3	2	0	3	4
D15	OSU*	22	3-5	0-0	0-0	1-7-8	5	2	3	1	1	6
D20	S. Dakota*	24	3-7	0-0	0-4	1-6-7	4	0	3	0	2	6



» Liz Scott registered the first double-double of her career Dec. 10, 2020 at Kansas when she tallied 10 points and grabbed 10 rebounds.



JENNIE BARANCZYK



JENNIE BARANCZYK

HEAD COACH

1ST YEAR

Overall Record: 192-96 (.667) | 3 NCAA Tournament Appearances
Hometown: Des Moines, Iowa | Alma Mater: Iowa, 2004
Husband: Scott; Son: Eli; Daughters: Jordi and Hope

A proven winner with a record of consistent excellence as a player and coach, Jennie Baranczyk has been hired as the ninth head coach in University of Oklahoma women's basketball history.

Baranczyk (pronounced bah-RAHN-check), arrives in Norman after spending the previous nine seasons at the helm of a Drake program that won 20-plus games six years in a row.

"This is a truly exciting day for our university and athletics department, as we welcome Jennie Baranczyk as our new head women's basketball coach," said Castiglione. "Her track record of overseeing creative and effective offenses, and producing high win totals, conference championships and postseason appearances during her time at Drake certainly appealed to our search committee as it evaluated the very competitive candidate pool. But her mastery of the head coaching role extends far beyond the court, and it's clear that her personal and professional values align with ours.

"Jennie prioritizes the overall well-being of everyone in her program, is passionate about empowering her student-athletes and recognizes that a program is only as good as its people. She is family-oriented and community-minded, both of which will help her generate enthusiasm among our fans and as she works to return our program to Big 12 and national prominence. We are thrilled that she and her husband Scott and kids Eli, Jordi and Hope have joined the OU family, and we are so eager for their arrival in Norman."



» Jennie Baranczyk was named the ninth head coach in Oklahoma women's basketball history on April 10, 2021.

Baranczyk comes to OU after amassing a 192-96 (.667) record at Drake and leading the Bulldogs to six consecutive 20-win seasons (2014-15 through 2019-20) and to three NCAA tournament berths (2017-19). A two-time Missouri Valley Conference Coach of the Year, Baranczyk's .667 winning percentage ranks fifth in the league's history.

Known for fostering high-powered offenses, Baranczyk is coming off a 2020-21 season that



saw Drake lead the nation's 336 teams in assists per game (20.4) and rank sixth in the country in field goal percentage (48.1%), 22nd in scoring offense (76.4 ppg) and 24th in 3-point field goal percentage (36.4%). The Bulldogs finished 18-12 overall and in second place in league play with a 13-5 record.

Baranczyk's teams have dominated the Missouri Valley over the last seven seasons. During that span, Drake went 109-17 (.865) in regular season league play – good for the 10th-best conference winning percentage nationally – and finished no worse than second in the league standings each year. Its lowest MVC winning percentage during the stretch was .722 this past season.

Also over the past seven years, Drake ranked second nationally in effective field goal percentage (.540) and 2-point field goal percentage (.549), third in assists per game (20.6) and sixth in scoring offense (80.1 ppg) and field goal percentage (.474). It is the only program in the country that has ranked in the top three nationally in assists per game in each of the last five seasons (averaged a nation-leading 21.5 per game during the stretch).

"We're thrilled to have Coach Baranczyk join the Sooner Nation," said OU President Joseph Harroz Jr. "Her enthusiastic coaching style fits perfectly in our culture and her track record of excellence will serve our student-athletes and our program well into the future. The Baranczyks will make a wonderful addition to our OU family."

Baranczyk won back-to-back MVC Coach of the Year awards after her team's historic 2016-17 and 2017-18 campaigns, leading the Bulldogs to an 18-0 regular season conference



record both years and winning both MVC Tournaments. And after the 2018-19 squad posted a 17-1 league record, the Bulldogs had amassed a near-perfect three-year MVC mark of 53-1 (.981).

Drake's 2016-17 team finished with a 28-5 record that included a school- and MVC-record 22-game winning streak. That season, Baranczyk was named Mid-Major Coach of the Year by ESPNW.

"It is an honor and a privilege to be named the next head coach for the University of Oklahoma's Women's Basketball program and following the highly successful and much-admired Sherri Coale," Baranczyk said. "My coaching philosophy is based upon the most powerful human emotion to me and that is love. The players who put on this jersey must love the game, love to compete and love OU."

"We are going to compete at the highest level on the court and in the classroom. We will play hard, play together and be fun to watch. I'm looking forward to being at Oklahoma where there are amazing people and we can and will compete for championships."

Under Baranczyk, Drake spent multiple weeks ranked in the AP Top 25 poll in 2016-17 and 2018-19 seasons. In November 2018, the



JENNIE BARANCZYK

Bulldogs climbed as high as No. 24 to earn the program's highest ranking since 2001.

Three of Baranczyk's players combined to win five Missouri Valley Conference Player of the Year awards as she produced 24 all-conference selections during her Drake tenure, including a league-high 18 first-team honorees and a league-leading 38 MVC Player of the Week winners. In addition, she coached four players to MVC Freshman of the Year honors, as well as the program's first two MVC Defensive Player of the Year recipients in 2018 and 2019.

Baranczyk began her coaching career in the Big 12 Conference, serving first as an assistant coach at Kansas State during the 2005-06 season (the Wildcats won the WNIT) and returning to the league as an assistant coach at Colorado from 2010-12.

Between her Big 12 stints, Baranczyk served as an assistant coach at Marquette from 2006-10, helping the Golden Eagles to an 81-53 record and four postseason appearances. The 2007-08 squad won the WNIT title.

Formerly Jennie Lillis, Baranczyk spent her collegiate career at the University of Iowa (2000-04) and is regarded as one of the best all-around players in Hawkeye women's basketball history. She was a three-time All-Big Ten Conference selection, earning first-team honors as a junior (2003) and second-



team recognition as a sophomore (2002) and senior (2004).

The Des Moines, Iowa, product led the Hawkeyes to four postseason appearances, including three NCAA tournament berths, as well as the 2001 Big Ten Tournament title. Baranczyk graduated as the only player in Iowa history ranked in the top 10 of five major statistical categories: points, rebounds, assists, steals and blocks. Additionally, she was one of only two Hawkeyes to score more than 1,700 points and grab 800 rebounds in their career.

BARANCZYK'S YEAR-BY-YEAR COLLEGIATE COACHING RECORD

Year	School	Overall		W	L	Conf.		Postseason
		W	L			Place	Tourney	
2012-13	Drake	11	20	5	13	9th	1-1	-
2013-14	Drake	17	15	9	9	5th	2-1	-
2014-15	Drake	20	11	15	3	2nd	0-1	WNIT (0-1)
2015-16	Drake	23	10	14	4	2nd	1-1	WNIT (1-1)
2016-17	Drake	28	5	18	0	1st	3-0	NCAA (0-1)
2017-18	Drake	26	7	18	0	1st	3-0	NCAA (0-1)
2018-19	Drake	27	7	17	1	1st	2-1	NCAA (0-1)
2019-20	Drake	22	8	14	4	2nd	N/A	N/A
2020-21	Drake	18	12	13	5	2nd	1-1	WNIT (2-1)
Total (9 Years)		192	96	123	39		13-6	3-6

JENNIE BARANCZYK



Baranczyk earned a bachelor's degree in communication studies from Iowa in 2004. She was the recipient of the 2004 Big Ten Conference's Medal of Honor, the award given annually to a student in the graduating class of each university that demonstrated proficiency in scholarship and athletics. She was also a three-time Academic All-Big Ten honoree, a WBCA Scholarship Award recipient, a CoSIDA Academic All-District selection and a Collegiate Basketball Award for Excellence semifinalist as a senior in 2004.

Baranczyk, who obtained a master's degree in counseling and student development from Kansas State in 2006, is married. She and her husband, Scott, have a son, Eli, and two daughters, Jordi and Hope.





AMY WRIGHT

ASSOCIATE HEAD COACH 1ST YEAR

Hometown: Williamsburg, Ind.
Alma Mater: Arkansas, '02

Amy Wright is in her first season as the Associate Head Coach and Recruiting Coordinator at Oklahoma after a decade as an assistant at Texas A&M.

During her time at A&M, she helped the Aggies win the 2013 SEC Tournament Championship, make eight NCAA Tournaments, reach the Sweet 16 four times, and play in the 2014 NCAA Elite Eight. She has helped the Aggies to three second-place finishes in the SEC. As recruiting coordinator, she helped haul in a class ranked No. 8 by espnW Hoop Gurlyz in 2017.

In her 17-year coaching career, Wright has been a part of 15 postseason teams, 11 of which were NCAA Tournament teams, and has won four conference championships. Her teams have won 377 games, an average of 22 wins a year.

She has coached 16 first team all-conference selections, including Kelsey Bone (2012-13), Courtney Walker (2013-14, 2014-15, 2015-16), N'dea Jones (2019-20) and Chennedy Carter (2017-18, 2018-19, 2019-20), who were named All-SEC at Texas A&M.

Wright has seen success at every stop of her coaching career, helping South Florida, Western Kentucky, Cleveland State and Arizona State to postseason appearances before arriving at Texas A&M.

Wright revamped Arizona State's entire recruiting system to help sign one of its highest-ranked recruiting classes in just one season. Specializing in out-of-bounds plays, on-court work with guards, and opponent scouting reports, Wright was instrumental in the Sun Devils' 20-win season and a Women's National Invitational Tournament

(WNIT) berth in 2011-12.

While at Cleveland State from 2008-11, Wright helped guide the program to 59 wins, a conference championship and a pair of postseason berths. She served as the program's recruiting coordinator, assisted with game preparation and player development, and spent her final year as CSU's associate coach.


As a player, Wright started four seasons under Gary Blair at Arkansas from 1999-2002. She is the only point guard in school history to lead the Lady Razorbacks to four straight postseason appearances, including the 1999 WNIT Championship and a berth in the WNIT semifinals in 2000.

Wright is Arkansas' all-time leader in assists (717) and she set the school record for assists in a season as a senior (205). In her final two years, she led the Lady Razorbacks to the second round of the NCAA Championship.

An SEC Academic Honor Roll selection as a sophomore (1999-00), Wright never missed a game, playing in a school-record 131 consecutive contests.

Following her collegiate career, Wright participated in the WNBA Pre-Draft Camp and was drafted by the Detroit Shock in 2002.

A native of Williamsburg, Ind., and 1998 graduate of Northeastern High School, Wright earned a bachelor's degree in marketing and management from Arkansas in 2002. She completed her master's degree in sports and administration from Ohio University in December 2012.



MICHAEL NEAL

ASSISTANT COACH

1ST YEAR

Hometown: Mesquite, Texas

Alma Mater: Oklahoma, '07

Assistant Coach Michael Neal was named to the OU coaching staff on April 22, 2021.

Neal joins the Sooners after seven transformative seasons as head coach of the Norman High School girls' team. He is no stranger to Lloyd Noble Center, having played for the OU men's basketball team during the 2005-06 and 2006-07 campaigns when he averaged 11.0 points and 2.6 rebounds while shooting 37.5% from 3-point range (136 makes).

Neal led the Lady Tigers to a 43-1 overall record over the last two seasons and to Class 6A state titles in 2018-19 (23-7 record) and this past season (19-0). He was named The Oklahoman's 2021 Super 5 Coach of the Year.

Norman High was the No. 1 seed in the 2020 state tournament before the event was canceled due to the onset of the COVID-19 pandemic. Neal was named the Norman Transcript's 2020 Girls' Basketball Coach of the Year after leading the Lady Tigers to a 24-1 record, the Central Oklahoma Athletic Conference championship and a 22-game winning streak heading into the state tournament.

Neal coached several NHS players to all-district and all-state honors, and the 2021 Norman roster featured four players who either signed with or committed to NCAA

Division I schools. One of those pupils was Kelbie Washington, a four-star guard who signed with the Sooners in November and was honored as The Oklahoman's Super 5 Player of the Year this past season.

"Michael is a proven winner as a player and coach. He knows this state and that's where we want to start," Sooners head coach Jennie Baranczyk said. "He's a great teacher and understands all aspects of developing young people - from on court development to strength and conditioning to mentoring. He's positive, hungry and well-loved by the OU family."



CHANTEL OSAHOR

ASSISTANT COACH

1ST YEAR

Hometown: Phoenix, Ariz.
Alma Mater: Washington, '17

Assistant Coach Chantel OsaHOR was named to the Oklahoma coaching staff on April 22, 2021.

OsaHOR comes to OU after two years as an assistant coach at Arkansas, and this past season helped lead the Razorbacks to their first NCAA tournament appearance since 2015. The Hogs finished the regular season ranked 15th in the AP Poll to mark their best finish since 1995.

OsaHOR previously served on Baranczyk's staff at Drake as a graduate assistant during the 2017-18 and 2018-19 seasons, helping the Bulldogs to a 53-15 overall record, a 35-1 Missouri Valley Conference mark and two NCAA tournament appearances.

As a player at Washington, OsaHOR starred on three NCAA Tournament teams and helped the Huskies to the 2016 Final Four and the 2017 Sweet 16. The 2017 WBCA All-American is one of just two players in Washington history to record at least 1,000 points and 1,000 rebounds in a career. As a senior, she led the nation with her 15.3 rebounds per game and 30 double-doubles.

"Chantel is authentic and loyal, and willing to do what it takes to compete. She has an incredible basketball IQ and a great

presence to teach the game. She has an eye for finding potential in young people and motivating them," said OU head coach Jennie Baranczyk. "Chantel has developed great relationships with coaches and student-athletes while keeping a pulse on regional and national recruiting to do so at a high level."



ETHAN BURTON
Video Coordinator
(Seventh Year at OU)



ABBIE HERKELMAN
Nutritionist
(First Year at OU)



ROB PATTERSON
Asst. Dir. of Marketing
(First Year at OU)



JOSH POTEET
Sports Info. Director
(Second Year at OU)



BRITTANI MERRICK
Athletic Trainer
(10th Year at OU)



COURTNEY HARRIS
Program Coordinator
(First Year at OU)



SHANNON GAGE
Dir. Basketball Ops.
(First Year at OU)



CADE SCOTT
Equipment Manager
(Fifth Year at OU)



DR. CHANTELE GREEN
Staff Psychologist
(First Year at OU)



GRANT WADE
SoonerVision
(Ninth Year at OU)



JOSEPH HARROZ JR.

PRESIDENT

2ND YEAR

Hometown: Oklahoma City, Okla.

Alma Mater: Oklahoma, '89

Serving the University of Oklahoma for over 25 years in various leadership roles, Joseph Harroz Jr. was named the 15th president of OU on May 9, 2020. Harroz's previous service to the university includes a one-year term as interim president, nine years as dean of the College of Law and 12 years as general counsel.

As president of OU, Harroz led the development of the university's Strategic Plan — a comprehensive strategy that positions OU as one of the nation's leading public research universities marked by a transformative student experience. At the heart of the plan is the university's fundamental purpose — *We Change Lives*; three small but powerful words that carry deep meaning. The complete Strategic Plan is available at www.ou.edu/leadon.

Under Harroz's leadership, OU is making strides toward the fulfillment of the Strategic Plan. In fall 2020, OU welcomed its third-largest class in its 130-year history — 35% of which is comprised by historically underrepresented minority groups. OU's research landscape has progressed

tremendously in the past year, with OU reaching a record-high \$445.9 million in research awards earned through grants and external funding by OU faculty and staff in fiscal year 2020. Oklahoma health care is taking a major step forward with the historic merger formalized in June 2021 between OU and University Hospitals Authority and Trust to join their clinics and hospitals into Oklahoma's first comprehensive academic health system — OU Health. It offers a seamless patient experience with improved outcomes, research-driven care, and access to the latest treatments found nowhere else in the state.

Throughout his term as dean of OU Law, the college earned national recognition, including the highest-ever U.S. News & World Report ranking by any Oklahoma law school and the first law school in the nation to achieve Apple Distinguished School status from Apple, Inc.

A native Oklahoman, Harroz graduated Phi Beta Kappa from OU in 1989 with a Bachelor of Arts degree in economics and a minor in zoology. He earned his J.D. in 1992 from Georgetown University Law Center.





JOE CASTIGLIONE

VICE PRESIDENT FOR INTERCOLLEGIATE
ATHLETICS AND DIRECTOR OF ATHLETICS

24TH YEAR

Hometown: Fort Lauderdale, Fla.

Alma Mater: Maryland, '79

Wife: Kristen; Sons: Joseph and Jonathan

It would be difficult to find an athletics administrator who has experienced the long-term success at a legendary program that Joe Castiglione has had at the University of Oklahoma. However, it was his response to the COVID-19 pandemic that demonstrated the leader he really is.

As the pandemic arrived, then continued to worsen, Castiglione helped lead the department through the sudden ending of the academics and athletics year with a calm and determined approach. His leadership gave OU's student-athletes, coaches and staff reasons to be confident that the Sooners would get through the challenges that awaited.

Now in his 24th year, he leads an OU Athletics Department that hardly resembles the one that welcomed him in July of 1998. In fact, the Sooners have won 20 of their 39 team national championships since he arrived in Norman. He has celebrated 97 conference titles in that same period. Those numbers would surely be higher if the 2019-20 year had not had winter and spring postseason events wiped out. It's more than success that sets his tenure apart — it is the consistency of that success that makes the department stand out from others.

By creating a positive culture based on core values, a dynamic vision and a collaborative spirit, Castiglione has made OU Athletics a "destination of choice" and a world-class experience for student-athlete development.

The 2020-21 academic year yielded another accomplished campaign in school history. OU's fifth softball national championship (fourth in the last eight years) led the way, while three other teams (men's golf and men's and women's gymnastics) were national runners-up. Football won its sixth consecutive conference crown, softball and men's gymnastics their ninth straight and wrestling its first since 2002. Softball's Jocelyn Alo

was named the 2021 USA Softball Collegiate Player of the Year while Anastasia Webb was named the Honda Sport Award Winner for gymnastics. Webb was also honored as the 2020-21 Big 12 Female Athlete of the Year, giving OU 10 of the last 19 Big 12 Athletes of the Year.

The Learfield Director's Cup recognizes overall program excellence. The Sooners have ranked among the top 25 in 18 of his 23 years, finishing 24th in 2020-21. (With the interruption of competition schedules, the Learfield Director's Cup was not awarded for 2019-20.)

GPA numbers and graduation rates continue to set program records. The 2021 spring semester marked the 19th consecutive that OU's student-athletes as a group recorded a





3.0 or better GPA. And the latest graduation success rate report (2020-21) reflects an OU-record 89% figure.

OU Athletics, one of the few remaining self-sustaining departments nationally, has been a model of fiscal responsibility, closing the books in the black in each of his first 22 years, including the pandemic-shortened 2019-20 season. Castiglione's responsible approach has benefited the general campus. Through direct and indirect support, the athletics department provides more than \$9 million annually to OU's academics budget. It also established an endowment at Bizzell Library and partnered with the president's office to eliminate the admission fee at OU's internationally known Fred Jones Jr. Museum of Art.

Athletics facilities improvement and construction have been carried out at a record pace and Castiglione takes pride in the fact that those improvements have been funded with private donations. Castiglione was instrumental in the athletics department's major campaign, Great Expectations: The Campaign for Sooner Sports, that impacted each of OU's sports and became a national model.

Gaylord Family — Oklahoma Memorial Stadium underwent a \$160 million renovation, completed prior to the 2017 season, that included enclosing the south end zone and creating new seating options for Sooner fans and new team facilities. Other improvements completed and/or planned included the opening of the Griffin Family Performance Center for men's and women's basketball at Lloyd Noble Center; a \$25 million plan to build a new softball stadium; \$15 million in renovations at baseball; and new team facilities for gymnastics and tennis. The \$75 million Headington Hall provides housing for the general student population as well as student-athletes. The state-of-the-art building opened in August 2013 and won the President's Trophy as the outstanding housing unit on campus four times. It makes OU the leader in providing an engaging community



» Joe and Kristen Castiglione, with sons Joseph (far left) and Jonathan

living option for OU students.

Castiglione was named Co-National Athletic Director of the Year in May 2018 by the Sports Business Journal. He had won the award in 2009 and been a finalist in 2016. A survey conducted by Sports Illustrated in the summer of 2017 named him the best athletics director in the country and Stadium selected him in 2020 as the nation's top AD. Other awards and honors include the 2018 Katha Quinn Award (U.S. Basketball Writers of America); 2018 induction into the Oklahoma Sports Hall of Fame; the 2013 John L. Toner Award (National Football Foundation and College Hall of Fame); Carl Maddox Sports Management Award (United States Sports Academy); 2000 and 2018 Athletics Director of the Year (NACDA); 2004 Athletics Director of the Year (Bobby Dodd Foundation); 2003 induction into the National Association of Collegiate Marketing Administrators Hall of Fame; and the 2001 General Robert R. Neyland Athletic Director Award for lifetime achievement (All-American Football Foundation).

He completed a master's of education degree in May 2007 and became an adjunct professor in OU's Jeannine Rainbolt College of Education, teaching graduate classes in marketing, development and leadership in higher education. He serves on the college's board of advocates and received the "Award of Distinction" given by the college in 2019. He was recognized for his distinguished service by OU's College of Arts and Sciences and was named a Price College Distinguished Partner in 2018.

Hired on April 30, 1998, Castiglione previously



served as athletics director at Missouri for more than five years. His career began as the sports promotions director at Rice. Other stops included director of athletic fund-raising at Georgetown, then director of communications and marketing at Missouri. He marked his 25th year of serving student-athletes as an athletics director with the 2018-19 academic year.

A 1979 Maryland graduate, Castiglione received the university's Distinguished Alumnus Award in April 2007 and was inducted into the State of Missouri's Sports Hall of Fame in November 2015.

He completed a term on the College Football Playoff Committee in January 2021, making him the only person in history to serve on that committee as well as the NCAA Division I Men's Basketball and Baseball committees. He has served on multiple NCAA committees and commissions including the NCAA's Board of Governor's Commission to Combat Sexual Violence on Campus, NCAA Championship/Competition Cabinet, the NCAA Division I Women's Basketball Discussion Group and the United States Olympic Committee Athlete Career and Education Strategic Working Group. He also serves on the Gatorade Collegiate Advisory Board and the National Football Foundation and College Football Hall of Fame Board of Directors.

Castiglione is a past president of both the Division I-A Athletic Directors Association and NACDA. He also served three terms as the chair of the Big 12 Board of Athletics Directors. A former member of the Phi Delta Theta Foundation Board of Trustees, he is a highly requested speaker at annual conventions and continuing education institutes. In November 2011, his hometown recognized him by selecting him for the Broward County (Fla.) Sports Hall of Fame.

Locally, he served the United Way of Norman, among other organizations. His third term as OU's campus co-chair resulted in the highest recorded contributions ever by faculty, staff and students to the United Way of Norman's annual campaign. He encourages student-athletes and athletics staff to participate in those efforts as well, and in 2018-19, OU Athletics representatives logged more than 5,000 hours of community service.

A native of Fort Lauderdale, Fla., Castiglione is married to the former Kristen Bartel, a 1990 graduate of the University of Missouri. They are the parents of two sons, Joseph Jr., who earned a Bachelor of Business Administration degree and a master's degree from OU in 2019 and 2021, respectively, and Jonathan, who is an OU junior.





ATHLETICS ADMINISTRATION

**JOE CASTIGLIONE**

Vice President for Intercollegiate Athletics Programs and Director of Athletics

**LARRY NAIFEH**

Executive Deputy Athletics Director, Chief of Operations and Legal Affairs

**MARCUS BOWMAN**

Deputy Athletics Director, Chief Financial Officer and Business Strategy

**ARMANI DAWKINS**

Deputy Athletics Director, Chief of Staff and Administration

**JASON LEONARD**

Executive Director of Compliance

**DR. CAROL LUDVIGSON**

Deputy Athletics Director, The Student-Athlete Experience

**ZAC SELMON**

Deputy Athletics Director, External Engagement and Advancement

**KENNY MOSSMAN**

Executive Associate Athletics Director, Strategic Communications

**GREG TIPTON**

Executive Associate Athletics Director, Facilities and Events

**MIKE MEADE**

Senior Associate AD, Academic Services

**PATRICK NOWLIN**

Senior Associate Athletics Director, Fan Engagement

**LINDY ROBERTS-IVY**

Senior Associate Athletics Director, Sports Administration (SWA)

**MATT SCHAEPERKOETTER**

Senior Associate Athletics Director, Athletics Advancement

**DR. NICOLE BEEN**

Associate Athletics Director, Diversity, Equity and Inclusion

**McK WILLIAMS**

Associate Athletics Director, Development

**BRAD CAMP**

Assistant Athletics Director, Equipment Operations

**DANNY DAVIS**

Assistant Athletics Director, Facilities Operations

**ANNIE HANSON**

Assistant Athletics Director, Recruiting Strategy and Administrative Engagement

**MIKE HOUCK**

Assistant Athletics Director, Strategic Communications

**JACOB POTTER**

Assistant AD, Broadcasting

OU ATHLETICS DEPARTMENT

The mission of the University of Oklahoma Athletics Department is to inspire champions today and prepare leaders for tomorrow by providing an excellent environment to enable student-athletes to achieve their highest academic, athletic and personal aspirations.

CORE VALUES: SOONER M.A.G.I.C.

Masterful Accountable Gracious Inclusive Competitive

PHILOSOPHY

The University of Oklahoma Athletics Department promotes excellence in athletics without compromising excellence in academics or integrity in its commitment to rules or conduct. Student-athletes are encouraged by the coaching and administrative staff to maintain a balance between athletics, academics and the social aspects of college.

It is believed that athletics participation gives an added dimension to the student's overall college experience and provides an opportunity for social, moral, emotional and cultural growth and development.



2020 - 2021

SEASON REVIEW

SKYLAR
VANN



GABBY
GREGORY





RESULTS

Date	Opponent	Score	W/L	Attend.	Points Leader	Rebounds Leader	Assists Leader
11/25	Houston	97-85	L	657	Williams.....25	Simpson.....13	Gregory6
12/6	at Georgia&	93-80	L	595	Williams.....18	Simpson.....10	Tot6
12/10	at Kansas	74-64	L	331	Gregory22	Scott.....10	Tot7
12/13	Texas State	52-40	W	597	Gregory16	Greer10	Tot5
12/15	Oklahoma State	66-53	L	676	Robertson.....18	Vann9	Tot4
12/20	South Dakota	80-73	W	608	Robertson.....27	Scott.....7	Tot7
12/29	UAPB	107-64	W	583	Gregory23	Simpson.....11	Tot11
1/3	West Virginia	90-72	L	417	Williams.....45	Gregory.....5	Gregory4
1/6	at Texas Tech	75-74	W	2493	Robertson.....24	Simpson.....8	Tot5
1/19	at Iowa State (24)	64-63	L	695	Robertson.....26	Simpson.....13	Simpson.....4
1/23	at Baylor (9)	84-61	L	2274	Williams.....29	Simpson.....5	Simpson.....4
1/27	Kansas	84-81	W	678	Gregory27	Gregory.....8	Tot7
1/31	at Kansas State	80-78	W	740	Gregory19	Williams.....6	Williams.....7
2/3	Texas	69-58	L	717	Williams.....17	Williams.....5	Tot2
2/6	at Oklahoma State	91-64	L	2219	Williams.....29	Williams.....9	Tot7
2/9	Iowa State	67-61	W	678	Williams.....27	Williams.....13	Williams.....4
2/13	at WVU (19)	72-71	W	1112	Williams.....21	Vann8	Williams.....8
2/21	Baylor (7)	77-66	L	857	Williams.....21	Tot4	Tot4
2/24	at TCU	76-60	W	854	Robertson.....28	Williams.....8	Veitenheimer.....6
2/27	at Texas	68-63 (OT)	W	978	Gregory19	Gregory.....8	Tot4
3/1	Texas Tech	88-79	W	487	Williams.....25	Tot8	Tot6
3/4	TCU	83-79	L	423	Gregory27	Williams8	Tot4
3/7	Kansas State	90-81	W	709	Gregory24	Veitenheimer9	Williams.....6
3/12	Oklahoma State^	89-80	L	765	Robertson.....24	Vann10	Tot3

Associated Press rankings in parentheses

\$ SEC/Big 12 Challenge (Athens, Ga.)

^ Big 12 Championship (Kansas City, Mo.)

Attendance Summary	Totals	Home	Away	Neutral
All Games	12-12	7-6	5-5	0-1
Big 12 Games	9-9	4-5	5-4	
Non-Conference Games	3-3			

Attendance Summary	Totals	Avg./Game
Home	8,087	722
Away	11,991	1,199
Neutral Sites	765	765
Total	20,843	789

TEAM GAME-BY-GAME



Opponent	Date	Score	Total		3-Pointers		Free throws		Rebounds				PF	A	TO	BLK	STL	PTS	AVG	
			FG-FGA	PCT	3FG-3FGA	PCT	FT-FTA	PCT	OFF	DEF	TOT	AVG								
Houston	11/25/2020	85-97	L	25-60	.417	3-15	.200	32-39	.821	12	38	50	50.0	23	13	21	1	3	85	85.0
at Georgia	12/06/2020	80-93	L	29-57	.509	8-13	.615	14-24	.583	8	26	34	42.0	29	17	23	1	8	80	82.5
at Kansas	12/10/2020	64-74	L	24-57	.421	7-25	.280	9-14	.643	10	28	38	40.7	20	11	16	2	1	64	76.3
Texas St.	12/13/2020	52-40	W	18-41	.439	6-15	.400	10-14	.714	7	28	35	39.3	15	11	17	4	7	52	70.3
Oklahoma St.	12/15/2020	53-66	L	20-55	.364	6-18	.333	7-12	.583	12	23	35	38.4	20	9	20	3	7	53	66.8
South Dakota	12/20/2020	80-73	W	27-53	.509	7-15	.467	19-27	.704	9	25	34	37.7	21	14	14	1	6	80	69.0
Ark.-Pine Bluff	12/29/2020	107-64	W	42-78	.538	15-32	.469	8-13	.615	18	36	54	40.0	23	23	17	5	14	107	74.4
West Virginia	01/03/2021	72-90	L	27-58	.466	6-20	.300	12-16	.750	11	19	30	38.8	17	10	13	1	6	72	74.1
at Texas Tech	01/06/2021	75-74	W	24-55	.436	11-24	.458	16-21	.762	4	20	24	37.1	18	14	10	0	5	75	74.2
at Iowa St.	01/19/2021	63-64	L	23-64	.359	10-25	.400	7-9	.778	11	28	39	37.3	19	10	15	4	8	63	73.1
at Baylor	01/23/2021	61-84	L	20-50	.400	5-22	.227	16-17	.941	4	10	14	35.2	11	9	13	0	5	61	72.0
Kansas	01/27/2021	84-81	W	28-52	.538	15-31	.484	13-16	.813	8	19	27	34.5	16	20	17	0	5	84	73.0
at Kansas St.	01/31/2021	80-78	W	27-63	.429	11-27	.407	15-17	.882	4	23	27	33.9	13	17	5	3	12	80	73.5
Texas	02/03/2021	58-69	L	23-50	.460	8-23	.348	4-9	.444	6	13	19	32.9	14	10	16	1	10	58	72.4
at Oklahoma St.	02/06/2021	64-91	L	22-58	.379	9-22	.409	11-17	.647	8	22	30	32.7	10	9	13	2	7	64	71.9
Iowa St.	02/09/2021	67-61	W	27-65	.415	5-23	.217	8-12	.667	8	30	38	33.0	13	10	7	0	5	67	71.6
at West Virginia	02/13/2021	72-71	W	26-53	.491	10-24	.417	10-11	.909	4	26	30	32.8	11	18	22	1	14	72	71.6
Baylor	02/21/2021	66-77	L	25-56	.446	8-22	.364	8-13	.615	6	13	19	32.1	18	13	18	1	8	66	71.3
at TCU	02/24/2021	76-60	W	28-57	.491	10-30	.333	10-10	1.000	5	28	33	32.1	19	17	15	4	11	76	71.5
at Texas	02/27/2021	68-63	Wot	19-52	.365	5-21	.238	25-29	.862	10	28	38	32.4	25	11	24	2	13	68	71.4
Texas Tech	03/01/2021	88-79	W	33-65	.508	7-14	.500	15-16	.938	11	22	33	32.4	9	18	11	2	7	88	72.1
TCU	03/04/2021	79-83	L	27-53	.509	8-21	.381	17-22	.773	6	22	28	32.2	19	15	22	0	8	79	72.5
Kansas St.	03/07/2021	90-81	W	37-62	.597	7-20	.350	9-10	.900	5	23	28	32.0	10	20	9	0	5	90	73.2
vs Oklahoma St.	03/12/2021	80-89	Lot	29-74	.392	9-29	.310	13-16	.813	11	27	38	32.3	21	12	18	2	14	80	73.5
Total		1764		630-1388	.454	196-531	.369	308-404	.762	198	577	775	32.3	414	331	376	40	189	1764	73.5
Opponents		1802		688-1517	.454	152-505	.301	274-404	.678	312	597	909	37.9	419	365	366	76	189	1802	75.1

Oklahoma Averages

Games Played	Points/game	FG Pct	3FG Pct	FT Pct	Rebounds/game	Assists/game	Turnovers/game	Assist/Turnover ratio	Steals/game	Blocks/game
24	73.5	45.4	36.9	76.2	32.3	13.8	15.7	0.9	7.9	1.7





SEASON STATS

» ALL GAMES (12-12)

No.	Player	Total					3-Point		F-Throw		Rebounds				PTS		AVG					
		GP-GS	MIN	AVG	FG-FGA	FG%	3FG-FGA	3FG%	FT-FTA	FT%	OFF	DEF	TOT	AVG	PF	DQ		A	TO	BLK	STL	PTS
25	WILLIAMS, Madi	21-20	717:39	34.2	172-349	.493	10-35	.286	66-96	.688	17	91	108	5.1	59	4	67	81	13	43	420	20.0
12	GREGORY, Gabby	24-24	900:56	37.5	120-289	.415	47-133	.353	111-131	.847	41	71	112	4.7	55	0	38	69	3	13	398	16.6
30	ROBERTSON, Taylor	24-24	918:40	38.3	122-257	.475	86-200	.430	56-57	.982	6	66	72	3.0	57	1	27	36	6	21	386	16.1
24	VANN, Skylar	23-6	460:52	20.0	75-156	.481	22-69	.319	12-21	.571	46	61	107	4.7	44	3	8	14	13	16	184	8.0
34	SCOTT, Liz	7-5	144:38	20.7	23-41	.561	0-0	.000	3-12	.250	6	32	38	5.4	30	3	7	13	1	12	49	7.0
1	TOT, Nevaeh	24-21	755:52	31.5	57-149	.383	15-44	.341	33-46	.717	16	68	84	3.5	47	1	103	63	1	33	162	6.8
32	VEITENHEIMER, Tatum	20-15	559:15	28.0	31-85	.365	16-49	.327	8-10	.800	16	62	78	3.9	47	2	45	41	0	40	86	4.3
03	SIMPSON, Mandy	20-5	312:37	15.6	20-41	.488	0-1	.000	17-27	.630	14	63	77	3.9	52	2	36	35	1	10	57	2.9
15	GREER, Heavenly	10-0	78:32	7.9	10-21	.476	0-0	.000	2-4	.500	4	24	28	2.8	23	1	0	11	2	1	22	2.2
Team																						
Total		24	4849		630-1388	.454	196-531	.369	308-404	.762	198	577	775	32.3	414	17	331	376	40	189	1764	73.5
Opponents		24	4850		688-1517	.454	152-505	.301	274-404	.678	312	597	909	37.9	419	17	365	366	76	189	1802	75.1

» BIG 12 GAMES (9-9)

No.	Player	Total					3-Point		F-Throw		Rebounds				PTS		AVG					
		GP-GS	MIN	AVG	FG-FGA	FG%	3FG-FGA	3FG%	FT-FTA	FT%	OFF	DEF	TOT	AVG	PF	DQ		A	TO	BLK	STL	PTS
25	WILLIAMS, Madi	16-16	551:10	34.4	131-268	.489	9-28	.321	46-66	.697	13	70	83	5.2	42	3	56	65	10	30	317	19.8
12	GREGORY, Gabby	18-18	676:58	37.6	91-221	.412	37-109	.339	80-94	.851	30	51	81	4.5	38	0	26	44	2	8	299	16.6
30	ROBERTSON, Taylor	18-18	692:08	38.5	91-187	.487	62-144	.431	43-44	.977	5	49	54	3.0	45	1	20	30	3	16	287	15.9
34	SCOTT, Liz	2-2	57:50	28.9	8-17	.471	0-0	.000	0-4	.000	2	16	18	9.0	9	1	3	6	1	2	16	8.0
24	VANN, Skylar	18-4	338:45	18.8	57-120	.475	14-54	.259	10-17	.588	33	42	75	4.2	38	3	5	12	9	11	138	7.7
1	TOT, Nevaeh	18-17	566:19	31.5	39-109	.358	10-33	.303	18-25	.720	14	52	66	3.7	30	0	69	40	1	25	106	5.9
32	VEITENHEIMER, Tatum	16-12	476:54	29.8	28-72	.389	16-43	.372	5-6	.833	13	48	61	3.8	35	1	37	31	0	37	77	4.8
03	SIMPSON, Mandy	15-3	236:08	15.7	11-23	.478	0-1	.000	10-15	.667	7	35	42	2.8	34	1	25	21	0	8	32	2.1
15	GREER, Heavenly	5-0	28:49	5.8	4-8	.500	0-0	.000	0-0	.000	0	4	4	0.8	11	0	0	5	0	0	8	1.6
Team																						
Total		18	3625		460-1025	.449	148-412	.359	212-271	.782	133	397	530	29.4	282	10	241	266	26	137	1280	71.1
Opponents		18	3625		525-1101	.477	115-365	.315	181-267	.678	217	454	671	37.3	295	10	286	273	53	130	1346	74.8



» Taylor Robertson shattered the OU and Big 12 single-season 3-point records as she drained 131 during the 2019-20 season. The prior Big 12 record had stood since 2002-03. Robertson also became the league's first player in history to hit 100 or more 3s in back-to-back seasons.

SEASON STATS



» HOME GAMES (7-6)

No.	Player	Total			3-Point			F-Throw		Rebounds				PF	DQ	A	TO	BLK	STL	PTS	AVG		
		GP-GS	MIN	AVG	FG-FGA	FG%	3FG-FGA	3FG%	FT-FTA	FT%	OFF	DEF	TOT									AVG	
25	WILLIAMS, Madi	11-10	390:22	35.5	105-193	.544	7-20	.350	28-45	.622	9	45	54	4.9	27	0	33	36	3	18	245	22.3	
12	GREGORY, Gabby	13-13	496:26	38.2	71-152	.467	28-72	.389	68-79	.861	21	41	62	4.8	32	0	27	45	1	8	238	18.3	
30	ROBERTSON, Taylor	13-13	494:12	38.0	63-134	.470	38-95	.400	26-27	.963	6	35	41	3.2	31	0	14	19	5	12	190	14.6	
24	VANN, Skylar	12-4	246:34	20.5	43-90	.478	12-37	.324	4-8	.500	24	29	53	4.4	23	2	6	9	7	9	102	8.5	
1	TOT, Nevaeh	13-12	423:54	32.6	33-86	.384	8-26	.308	20-29	.690	8	34	42	3.2	22	0	60	39	0	17	94	7.2	
34	SCOTT, Liz	5-4	96:51	19.4	15-25	.600	0-0	.000	1-6	.167	5	23	28	5.6	21	2	6	10	1	10	31	6.2	
32	VEITENHEIMER, Tatum	10-7	266:03	26.6	15-38	.395	8-19	.421	7-8	.875	10	33	43	4.3	20	0	25	19	0	13	45	4.5	
03	SIMPSON, Mandy	11-2	136:07	12.4	9-19	.474	0-0	.000	6-13	.462	8	27	35	3.2	29	1	15	10	1	3	24	2.2	
15	GREER, Heavenly	6-0	48:32	8.1	5-11	.455	0-0	.000	2-4	.500	4	19	23	3.8	13	0	0	6	1	1	12	2.0	
Team																							
Total		13	2599		359-748	.480	101-269	.375	162-219	.740	119	311	430	33.1	218	5	186	202	19	91	981	75.5	
Opponents		13	2600		370-825	.448	84-303	.277	137-200	.685	173	299	472	36.3	236	9	174	188	30	99	961	73.9	

» AWAY GAMES (5-5)

No.	Player	Total			3-Point			F-Throw		Rebounds				PF	DQ	A	TO	BLK	STL	PTS	AVG		
		GP-GS	MIN	AVG	FG-FGA	FG%	3FG-FGA	3FG%	FT-FTA	FT%	OFF	DEF	TOT									AVG	
30	ROBERTSON, Taylor	10-10	379:27	37.9	51-105	.486	42-90	.467	28-28	1.000	0	29	29	2.9	25	1	13	16	1	7	172	17.2	
25	WILLIAMS, Madi	9-9	286:16	31.8	58-136	.426	3-13	.231	34-45	.756	7	39	46	5.1	30	4	32	41	8	19	153	17.0	
12	GREGORY, Gabby	10-10	363:33	36.4	45-121	.372	17-55	.309	39-48	.813	18	27	45	4.5	19	0	20	2	4	146	14.6		
34	SCOTT, Liz	2-1	47:47	23.9	8-16	.500	0-0	.000	2-6	.333	1	9	10	5.0	9	1	1	3	0	2	18	9.0	
24	VANN, Skylar	10-2	184:48	18.5	28-59	.475	9-31	.290	6-11	.545	16	28	44	4.4	18	1	1	4	6	6	71	7.1	
1	TOT, Nevaeh	10-8	297:10	29.7	22-57	.386	7-17	.412	12-15	.800	7	28	35	3.5	20	0	40	21	1	14	63	6.3	
32	VEITENHEIMER, Tatum	9-7	263:34	29.3	15-41	.366	8-26	.308	1-2	.500	6	25	31	3.4	22	1	17	18	0	25	39	4.3	
03	SIMPSON, Mandy	8-3	172:24	21.5	10-21	.476	0-1	.000	11-14	.786	6	35	41	5.1	22	1	19	24	0	7	31	3.9	
15	GREER, Heavenly	4-0	30:01	7.5	5-10	.500	0-0	.000	0-0	.000	0	5	5	1.3	10	1	0	5	1	0	10	2.5	
Team																							
Total		10	2025		242-566	.428	86-233	.369	133-169	.787	68	239	307	30.7	175	10	133	156	19	84	703	70.3	
Opponents		10	2025		283-617	.459	61-178	.343	125-183	.683	123	264	387	38.7	168	7	172	159	41	80	752	75.2	

» NEUTRAL SITE GAMES (0-1)

No.	Player	Total			3-Point			F-Throw		Rebounds				PF	DQ	A	TO	BLK	STL	PTS	AVG		
		GP-GS	MIN	AVG	FG-FGA	FG%	3FG-FGA	3FG%	FT-FTA	FT%	OFF	DEF	TOT									AVG	
30	ROBERTSON, Taylor	1-1	45:00	45.0	8-18	.444	6-15	.400	2-2	1.000	0	2	2	2.0	1	0	0	1	0	2	24	24.0	
25	WILLIAMS, Madi	1-1	41:02	41.0	9-20	.450	0-2	.000	4-6	.667	1	7	8	8.0	2	0	2	4	2	6	22	22.0	
12	GREGORY, Gabby	1-1	40:58	41.0	4-16	.250	2-6	.333	4-4	1.000	2	3	5	5.0	4	0	1	4	0	1	14	14.0	
24	VANN, Skylar	1-0	29:30	29.5	4-7	.571	1-1	1.000	2-2	1.000	6	4	10	10.0	3	0	1	1	0	1	11	11.0	
1	TOT, Nevaeh	1-1	34:48	34.8	2-6	.333	0-1	.000	1-2	.500	1	6	7	5.0	5	1	3	3	0	2	5	5.0	
03	SIMPSON, Mandy	1-0	04:06	4.1	1-1	1.000	0-0	.000	0-0	.000	0	1	1	1.0	1	0	2	1	0	0	2	2.0	
32	VEITENHEIMER, Tatum	1-1	29:37	29.6	1-6	.167	0-4	.000	0-0	.000	0	4	4	4.0	5	1	3	4	0	2	2	2.0	
Team																							
Total		1	225		29-74	.392	9-29	.310	13-16	.813	11	27	38	38.0	21	2	12	18	2	14	80	80.0	
Opponents		1	225		35-75	.467	7-24	.292	12-21	.571	16	34	50	50.0	15	1	19	19	5	10	89	89.0	





POINTS, REBOUNDS, ASSISTS

DATE	OPPONENT	1	3	12	15	22	24	25	30	34
		TOT	SIMPSON	GREGORY	GREER	LLANUSA	VANN	WILLIAMS	ROBERTSON	SCOTT
11/25	Houston	4-3-2	11-13-3	18-4-6	3-5-0	DNP	25-3-1	13-5-0	4-5-1	7-4-0
12/6	at Georgia	14-1-6	6-10-3	13-2-2	4-3-0	8-5-0	18-6-4	6-1-1	3-4-1	8-0-0
12/10	at Kansas	10-7-7	DNP	22-5-1	4-2-0	8-6-0	DNP	10-5-2	DNP	10-10-1
12/13	Texas State	12-0-5	DNP	16-9-1	3-10-1	11-7-1	DNP	6-4-1	DNP	4-4-3
12/15	OSU	3-3-4	1-4-2	14-1-0	0-2-0	11-9-0	DNP	18-4-1	DNP	6-8-2
12/20	S. Dakota	9-6-7	2-0-1	15-6-1	0-2-0	2-0-0	19-4-3	27-2-2	DNP	6-7-0
12/29	UAPB	12-1-11	4-11-2	23-5-1	4-4-0	14-10-1	19-4-1	23-4-3	0-4-3	8-5-1
1/3	WVU	3-3-1	0-4-3	13-5-4	2-0-0	3-3-0	45-4-2	3-4-0	3-3-0	DNP
1/6	at TTU	4-0-5	10-8-4	16-4-1	2-0-0	7-5-0	12-2-3	24-2-1	0-0-0	DNP
1/19	at ISU	2-1-1	2-13-4	12-6-1	DNP	4-7-0	11-0-0	26-6-2	6-3-2	DNP
1/23	at Baylor	0-1-1	5-5-4	8-3-0	0-0-0	0-0-0	29-2-3	19-2-0	0-1-1	DNP
1/27	Kansas	11-1-7	DNP	27-8-5	DNP	4-4-0	14-6-4	19-2-1	9-4-3	DNP
1/31	at K-State	5-3-3	DNP	19-5-2	DNP	7-4-0	18-6-7	16-4-2	15-3-3	DNP
2/3	Texas	4-3-2	4-2-1	11-1-2	DNP	0-0-0	17-5-2	14-3-1	8-4-2	DNP
2/6	at OSU	5-4-7	0-3-1	9-3-0	DNP	6-4-0	29-9-1	9-0-0	6-4-0	DNP
2/9	ISU	14-6-2	0-0-0	15-7-0	DNP	7-5-0	27-13-4	4-4-2	0-2-2	DNP
2/13	at WVU	7-7-2	0-0-0	12-3-2	DNP	10-8-0	21-8-8	20-1-3	2-3-3	DNP
2/21	Baylor	6-4-4	0-0-1	19-3-1	DNP	9-3-2	21-2-2	11-0-1	0-4-2	DNP
2/24	at TCU	6-7-4	2-0-0	16-6-1	DNP	8-1-1	12-8-4	28-5-1	4-5-6	DNP
2/27	at Texas	10-4-4	6-2-3	19-8-0	DNP	13-4-0	3-5-2	14-3-1	3-8-1	DNP
3/1	TTU	8-8-6	0-1-0	16-5-0	DNP	19-6-1	25-4-5	16-1-2	4-2-4	DNP
3/4	TCU	0-0-4	2-0-2	27-4-2	DNP	13-3-0	14-8-3	14-4-0	9-6-0	DNP
3/7	K-State	8-4-5	0-0-0	24-4-4	DNP	9-3-1	19-1-6	22-4-0	8-9-4	DNP
3/12	OSU	5-7-3	2-1-2	14-5-1	DNP	11-10-1	22-8-2	24-2-0	2-4-3	DNP

STARTING LINEUP INFORMATION

1	2	3	4	5	GAMES	RECORD
Gregory	Veitenheimer	Robertson	Williams	Simpson	1, 2, 10	0-3
Tot	Gregory	Robertson	Vann	Scott	3, 4, 5, 6	2-2
Tot	Gregory	Robertson	Williams	Scott	7	1-0
Tot	Gregory	Robertson	Williams	Vann	8, 9	1-1
Tot	Gregory	Robertson	Williams	Simpson	11, 18	0-2
Tot	Veitenheimer	Gregory	Robertson	Williams	12, 13, 14, 15, 16, 17, 19, 20, 21, 22, 23, 24	8-4

START CHART

PLAYER	'18	'19	'20	'21	TOTAL	CONSECUTIVE	RECORD AS A STARTER
Taylor Robertson		29	30	24	83	83	31-52
Madi Williams		29	26	20	75	12	26-43
Ana Llanusa	22	16	20	0	58	27	22-36
Gabby Gregory			22	24	46	46	19-26
Nevaeh Tot				21	21	14	12-9
Skyлар Vann				6	6	4	3-3
Liz Scott				5	5	5	3-2
Nydia Lampkin		1	1	0	2		0-2

INDIVIDUAL HIGHS



» OKLAHOMA HIGHS

Points	45, Madi Williams vs. West Virginia (1/3/21)
Field Goals	17, Madi Williams vs. West Virginia (1/3/21)
Field Goal Attempts	30, Madi Williams vs. West Virginia (1/3/21)
FG Pct. (min. 5 made)	.750 (6-for-8), Taylor Robertson vs. Kansas (1/27/21) .750 (6-for-8), Tatum Veitenheimer at K-State (1/31/21)
3-Point Field Goals	8, Taylor Robertson at Iowa State (1/19/21)
3-Point FG Attempts	15, Taylor Robertson, Three Times
3-Point FG Pct. (min. 3 made)	.750 (3-for-4), Skylar Vann vs. Texas St. (12/13/20)
Free Throws	10, Gabby Gregory vs. TCU (3/4/21)
FT Attempts	13, Madi Williams at Oklahoma State (2/6/21)
FT Pct. (min. 5 made)	1.000 (8-for-8), Gabby Gregory vs. Houston (11/25/20)
Rebounds	13, Madi Williams vs. Iowa State (1/19/21) Mandy Simpson at Iowa State (2/9/21) Mandy Simpson vs. Houston (11/25/20)
Assists	11, Nevaeh Tot vs. Ark.-Pine Bluff (12/29/20)
Turnovers	8, Madi Williams at West Virginia (2/13/21)
Blocked Shots	3, Skylar Vann vs. Texas St. (12/13/20)
Steals	7, Tatum Veitenheimer (at West Virginia (2/13/21)

» OPPONENT HIGHS

Points	37, Ayoka Lee, K-State (1/31/21)
Field Goals	17, Ayoka Lee, K-State (1/31/21)
Field Goal Attempts	29, Ja'Mee Asberry, OSU (3/12/21)
FG Pct. (min. 5 made)	1.000 (5-for-5), Brooklyn Mitchell, KU (1/27/21)
3-Point Field Goals	6, Ja'Mee Asberry, OSU (3/12/21) 6, Sydney Goodson, K-State (3/7/21) 6, Ja'Mee Asberry, OSU, 2/6/21)
3-Point Field Goal Att.	17, Ja'Mee Asberry, OSU (3/12/21)
Free Throws	13, Lauren Heard, TCU (3/4/21)
Free Throw Attempts	18, Lauren Heard, TCU (3/4/21)
FT Pct. (min. 5 made)	1.000 (8-for-8), Gabby Connally, Georgia (12/6/20)
Rebounds	18, Natasha Mack, OSU (2/6/21) 18, Ayoka Lee, K-State (1/31/21)
Assists	12, DiDi Richards, Baylor (1/23/21)
Turnovers	8, Lauren Heard, TCU (2/24/21)
Blocked Shots	5, Natasha Mack, OSU (2/6/21)
Steals	11, Lauren Heard, TCU (3/4/21)

» OU'S TOP INDIVIDUAL PERFORMANCES

POINTS

45	Madi Williams vs. West Virginia (01/03/21)
29	Madi Williams at Oklahoma St. (02/06/21)
29	Madi Williams at Baylor (01/23/21)
28	Taylor Robertson at TCU (02/24/21)
27	Gabby Gregory vs. TCU (03/04/21)
27	Madi Williams vs. Iowa St. (02/09/21)
27	Gabby Gregory vs. Kansas (01/27/21)
27	Taylor Robertson vs. South Dakota (12/20/20)

REBOUNDS

13	Madi Williams vs. Iowa St. (02/09/21)
13	Mandy Simpson at Iowa St. (01/19/21)
13	Mandy Simpson vs. Houston (11/25/20)
11	Mandy Simpson vs. UAPB (12/29/20)
10	Mandy Simpson at Georgia (12/6/20)
10	Heavenly Greer vs. Texas State (12/13/20)
10	Skylar Vann vs. UAPB (12/29/20)
10	Skylar Vann vs. OSU (3/12/21)
10	Liz Scott at Kansas (12/10/20)

ASSISTS

11	Nevaeh Tot vs. UAPB (12/29/2020)
8	Madi Williams at WVU (02/13/2021)
7	Nevaeh Tot at Kansas (12/10/20)
7	Nevaeh Tot vs. South Dakota (12/20/20)
7	Navaeh Tot vs. Kansas (1/27/21)
7	Navaeh Tot at OSU (2/6/21)
7	Madi Williams at K-State (1/31/21)

BLOCKED SHOTS

3	Skylar Vann vs. Texas St. (12/13/20)
2	Madi Williams vs. OSU (03/12/21)
2	Skylar Vann at TCU (02/24/21)
2	Madi Williams at K-State (01/31/21)
2	Madi Williams at ISU (01/19/21)
2	Taylor Robertson vs. UAPB (12/29/20)

STEALS

7	Tatum Veitenheimer at WVU (02/13/21)
6	Madi Williams vs. OSU (03/12/21)

3-POINT FIELD GOALS

8	Taylor Robertson at ISU (01/19/21)
7	Taylor Robertson at Texas Tech (01/06/21)
7	Taylor Robertson vs. UAPB (12/29/20)
6	Taylor Robertson at TCU (2/24/21)
6	Taylor Robertson vs. Oklahoma State (3/12/21)
6	Gabby Gregory vs. Kansas (1/27/21)

FREE THROW MAKES

10	Gabby Gregory vs. TCU (03/04/21)
8	Gabby Gregory at Texas (02/27/21)
8	Madi Williams at OSU (02/06/21)
8	Madi Williams vs. WVU (01/03/21)
8	Gabby Gregory vs. Texas St. (12/13/20)
8	Gabby Gregory vs. Houston (11/25/20)



TEAM HIGHS

>> OKLAHOMA

	HIGH	LOW
Points	107 vs. UAPB (12/29)	52 vs. Texas State (12/13)
Points in a Half	61 (first half) vs. UAPB (12/29)	20 (first half) vs. Oklahoma State (12/15)
Points in a Quarter	36 (first quarter) vs. UAPB (12/29)	5 (second quarter) at Baylor (1/23)
Winning Margin	43 vs. UAPB (12/29)	1 at WVU (2/13), at TTU 75-74 (1/6)
Field Goals	42 vs. UAPB (12/29)	18 vs. Texas State (12/13)
Field Goal Attempts	78 vs. UAPB (12/29)	41 vs. Texas State (12/13)
Field Goal Percentage	.597 (37-for-62) vs. K-State (3/7)	.359 at ISU (1/19)
3-Point Field Goals	15 vs. UAPB (12/29) and vs. Kansas (1/27)	3 vs. Houston (11/25)
3-Point Field Goal Attempts	32 vs. UAPB (12/29)	13 at Georgia (12/6)
3-Point Field Goal Percentage (min. 10 att.)	.615 (8-for-13) at Georgia (12/06)	.200 vs Houston (11/25)
Free Throws Made	32 vs. Houston (11/25)	4 vs. Texas (2/3)
Free Throw Attempts	39 vs. Houston (11/25)	9 vs. Texas (2/3)
Free Throw Percentage (min. 10 att.)	1.000 (10-for-10) vs. TCU (2/24)	.583 (14-for-24) at Georgia (12/6)
Rebounds	54 vs. UAPB (12/29)	14 at Baylor (1/23)
Personal Fouls	29 at Georgia (12/06)	9 vs. Texas Tech (3/1)
Assists	23 vs. UAPB (12/29)	9 at OSU (2/6), at Baylor (1/23), vs. OSU (12/15)
Turnovers	24 at Texas (2/27)	5 at K-State (1/31)
Blocked Shots	5 vs. UAPB (12/29)	0 (six times)
Steals	14 at OSU (3/12), at WVU (2/13), vs. UAPB (12/29)	1 at Kansas (12/10)

>> OPPONENTS

	HIGH	LOW
Points	97 by Houston (11/25)	40 by Texas State (12/13)
Points in a Half	51 (second half) by Houston (11/25)	18 (first half) by Texas State (12/13)
Points in a Quarter	28 (third quarter) by Oklahoma State (3/12)	7 (second quarter) by Texas State (12/13)
Winning Margin	23 Baylor (1/23)	1 by Iowa State (1/19)
Field Goals	36 by Baylor (1/23)	17 by Texas State (12/13)
Field Goal Attempts	78 by Houston (11/25)	54 by Baylor (2/21), K-State (1/31)
Field Goal Percentage	.590 by Baylor (1/23)	.270 by Texas (12/13)
3-Point Field Goals	13 by OSU (2/6)	1 by Baylor (1/23)
3-Point Field Goal Attempts	35 by Iowa State (2/9)	6 by Baylor (1/23)
3-Point Field Goal Percentage (min. 10 att.)	.500 (13-for-26) by OSU (2/6)	.095 by Texas (12/13)
Free Throws Made	29 by Georgia (12/6)	3 by Texas Tech (3/1)
Free Throw Attempts	39 by Georgia (12/6)	4 by Texas Tech (3/1)
Free Throw Percentage (min. 10 att.)	.846 (11-for-13) by Baylor (1/23)	.400 (4-for-10) by Iowa State (2/9)
Rebounds	50 by OSU (3/12)	28 by WVU (2/13)
Personal Fouls	29 by Houston (11/25)	10 by TCU (2/24)
Assists	25 by Baylor (1/23)	6 by Texas State (12/13)
Turnovers	23 by Baylor (2/21)	8 by ISU (2/9), Kansas (12/10)
Blocked Shots	8 by OSU (2/6)	0 by K-State (3/7), Kansas (1/27)
Steals	14 by Texas (2/27)	3 by K-State (1/31)



LAST TIME AN OKLAHOMA TEAM...

Scored 100 points:	Oklahoma 107, UAPB 64 in Norman, Okla. (Dec. 29, 2020)
Scored 100 points in a Big 12 game:	Never
Scored 100 points:	Oklahoma 107, UAPB 64 in Norman, Okla. (Dec. 29, 2020)
Scored 100 points and lost:	DePaul III, Oklahoma 108 (OT) in Chicago, Ill. (Nov. 13, 2017)
Scored 110 points:	Oklahoma III, Quinnipiac 84 in Stanford, Calif. (Mar. 21, 2015)
Scored 115 points:	Oklahoma 117, Sacramento State 55 in Norman, Okla. (Nov. 13, 2011)
Scored at least 60 points in a half:	61 (first half) vs. UAPB in Norman, Okla. (Dec. 29, 2020)
Scored at least 50 points in a half:	51 (second half) at Texas Tech in Lubbock, Texas (March 5, 2019)
Had 35+ rebound margin:	35 - Oklahoma 63, N'Western St. 28 in Norman, Okla. (Nov. 15, 2018)
Had 25+ rebound margin:	28 - Oklahoma 60, New Mexico 32 in Norman, Okla. (Dec. 16, 2017)
Had 20+ rebound margin:	20 - Oklahoma 55, Oklahoma State 35 in Norman, Okla. (Feb. 25, 2019)
Attempted 35 free throws:	39 vs. Houston in Norman, Okla. (Nov. 25, 2020)
Attempted 40 free throws:	41 at Iowa State in Ames, Iowa (Jan. 19, 2019)
Attempted 5 free throws or less:	4 at Nebraska in Lincoln, Neb. (Jan. 10, 2009)
Made 30 free throws:	32 vs. Houston in Norman, Okla. (Nov. 25, 2020)
Had 25 assists:	27 vs. New Mexico in Norman, Okla. (Dec. 16, 2017)
Had 25 turnovers:	25 at Kansas in Lawrence, Kan. (Feb. 2, 2020)
Had 25+ steals:	27 vs. Portland State in Las Vegas, Nev. (Dec. 21, 2016)
Had 20-24 steals:	21 vs. Arkansas-Pine Bluff in Norman, Okla. (Dec. 29, 2010)
Had 15-19 steals:	15 at Texas Tech in Lubbock, Texas (Jan. 10, 2018)
Had 10-14 blocks:	10 vs. West Virginia in Norman, Okla. (Feb. 3, 2018)
Had 15+ blocks:	15 vs. Texas in Oklahoma City, Okla. (Mar. 7, 2007)
Played an overtime game:	Oklahoma State 89, OU 80 (OT) in Kansas City, Mo. (March 12, 2021)
Won an overtime game:	OU 68, Texas 63 (OT) in Austin, Texas (Feb. 27, 2021)
Lost an overtime game:	Oklahoma State 89, OU 80 (OT) in Kansas City, Mo. (March 12, 2021)
Played a double overtime game:	Oklahoma 90, West Virginia 87 (2OT) in Norman, Okla. (Feb. 7, 2017)
Played three or more overtimes:	Never
Shot 60% for a game:	60.0% (33-of-55) vs. Iowa State in Norman, Okla. (Feb. 27, 2016)
Shot less than 30% for a game:	27.1% (19-for-70) vs. UConn in Uncasville, Conn. (Dec. 22, 2019)
Shot 90% from the free throw line (min 10 attempts):	90.0% (9-for-10) vs. Kansas State in Norman, Okla. (March 7, 2021)
Shot 50% from 3-point line:	50.05% (7-for-14) vs. Texas Tech in Norman, Okla. (March 1, 2021)
Shot 20-30% in a half:	28.5% (6-for-21) vs. Texas State in Norman, Okla. (Dec. 13, 2020)
Shot less than 20% in a half:	17.8% (5-of-28) at Baylor in Waco, Texas (Feb. 16, 2019)
Made at least 10 3-point field goals:	10-of-23 vs. Texas Tech in Norman, Okla. (March 7, 2020)
Made 15 3-point field goals:	15-of-31 vs. Kansas in Norman, Okla. (Jan. 27, 2021)
Failed to make a 3-point field goal:	0-of-17 at West Virginia in Morgantown, W. Va. (Feb. 17, 2016)
Had at least 70 rebounds:	75 vs. Cameron, (Nov. 30, 1982)
Had at least 60 rebounds:	63 vs. Northwestern State in Norman, Okla. (Nov. 15, 2018)
Had at least 50 rebounds:	54 vs. UAPB in Norman, Okla. (Dec. 29, 2020)
Scored less than 10 points in a quarter:	9 (second quarter), at Texas in Austin, Texas (Feb. 27, 2021)
Scored less than 20 points in a 1st half:	16 points (first half) at Baylor in Waco, Texas (Feb. 16, 2019)
Scored less than 20 points in a 2nd half:	12 points at Texas in Austin, Texas (Feb. 26, 2005)
Scored 41-50 in a game:	42 points at Oklahoma State in Stillwater, Okla. (Jan. 16, 2016)
Scored less than 40 points in a game:	36 points vs. Texas at Austin, Texas (Feb. 26, 2005)





LAST TIME ...

LAST TIME AN OKLAHOMA PLAYER...

Scored 30+ points:	45, Madi Williams vs. West Virginia in Norman, Okla. (Jan. 3, 2021)
Scored 35+ points:	45, Madi Williams vs. West Virginia in Norman, Okla. (Jan. 3, 2021)
Scored 45+ points:	45, Madi Williams vs. West Virginia in Norman, Okla. (Jan. 3, 2021)
Attempted 25 field goals:	30, Madi Williams vs. West Virginia in Norman, Okla. (Jan. 3, 2021)
Had 5 blocks:	6, Vionise Pierre-Louis vs. Texas Tech in Norman, Okla. (Feb. 24, 2018)
Had 10 blocks:	10, Courtney Paris vs. Texas Tech in Lubbock, Texas (March 1, 2006)
Had 5 steals:	6, Madi Williams vs. Oklahoma State in Kansas City, Mo. (March 12, 2021)
Had 10 steals:	10, Maddie Manning vs. Portland State in Las Vegas, Nev. (Dec. 21, 2016)
Had 10 assists:	11, Nevaeh Tot vs. UAPB in Norman, Okla. (Dec. 29, 2020)
Had 15 assists:	16, Dionnah Jackson vs. Texas A&M in College Station, Texas (Jan. 22, 2005)
Had 15 rebounds:	15, Mandy Simpson vs. Oklahoma State in Norman, Okla. (Feb. 11, 2020)
Had 20 rebounds:	20, Vionise Pierre-Louis vs. Oklahoma State in Norman, Okla. (Jan. 20, 2018)
Made 10 field goals:	10, Taylor Robertson vs. Kansas State in Norman, Okla. (March 7, 2021)
Made 15 field goals:	17, Madi Williams vs. West Virginia in Norman, Okla. (Jan. 3, 2021)
Made at least 5 three-point field goals:	6, Taylor Robertson vs. Oklahoma State in Kansas City, Mo. (March 12, 2021)
Recorded a double-double:	Skylar Vann (11 pts/10 reb) vs. Oklahoma State in Kansas City, Mo. (March 12, 2021)
Two players recorded a double-double:	Skylar Vann (14 pts/10 reb) and Nevaeh Tot (12 pts/11 assists) vs. UAPB in Norman, Okla. (Dec. 29, 2020)
Recorded a double-double with points and assists:	Nevaeh Tot (12 points/11 assists) vs. UAPB in Norman, Okla. (Dec. 29, 2020)
Recorded a double-double with points and steals:	Maddie Manning (17 points/10 steals) vs. Portland State in Las Vegas, Nev. (Dec. 21, 2016)
Recorded a double-double with rebounds and assists:	Mandy Simpson (10 reb/12 assists) at Kansas in Lawrence, Kan. (Feb. 2, 2020)
Recorded a triple-double:	Courtney Paris (18 pts/13 rebs, 10 blocks) vs. Texas Tech in Lubbock, Texas (Mar. 1, 2006)
Recorded consecutive double-doubles:	Madi Williams (14 pts/13 reb) vs. Prairie View A&M in Norman, Okla. (Nov. 8, 2019)
Recorded three consecutive double-doubles:	Madi Williams (10 pts/11 reb) vs. Texas Tech in Norman, Okla. (Jan. 2, 2019)
	(20 pts/10 reb) at SMU in Dallas, Texas (Dec. 22, 2018)
	(12 pts/11 reb) vs. UConn in Norman, Okla. (Dec. 19, 2018)
Had a double-double at halftime:	Kaylon Williams (10 pts/10 rebs in the first half) vs. UTSA in Norman, Okla. (Dec. 13, 2015)
Five players scored in double figures:	Gabby Gregory (23), Taylor Robertson (23), Madi Williams (19), Skylar Vann (14), Nevaeh Tot (12) vs. UAPB in Norman, Okla. (Dec. 29, 2020)
Six players scored in double figures:	Ana Llanusa (18), Gabbi Ortiz (17), Shaina Pellington (17), Vionise Pierre-Louis (13), Maddie Manning (11) and LaNesia Williams (10) vs. Kansas in Norman, Okla. (Jan. 24, 2018)
Seven players scored in double figures:	Nicole Griffin (14), Aaryn Ellenberg (28), Morgan Hook (12), Jelena Cerina (11), DaShawn Harden (15), Sharane Campbell (11), Whitney Hand (8) vs. Sacramento State in Norman, Okla. (Nov. 13, 2011)
Eight players scored in double figures:	Ashley Paris (12), Amanda Thompson (12), Courtney Paris (14), Nyeshia Stevenson (12), Jenny Vining (18), Abi Olajuwon (12), Carlee Roethlisberger (10) and Rose Hammond (12) vs. Central Arkansas in Norman, Okla. (Dec. 20, 2007)
No players scored in double figures:	Never
Only one player scored in double figures:	Madi Williams (29) at Oklahoma State in Stillwater, Okla. (Feb. 6, 2021)
Two players scored 20 points:	Taylor Robertson (24) and Madi Williams (22) vs. Oklahoma State in Kansas City, Mo. (March 12, 2021)
Scored 20 points and had 20 rebounds:	Courtney Paris (23 pts/20 rebs) vs. Texas Tech in Lubbock, Texas (Feb. 17, 2009)
Three players scored 20 points:	Vionise Pierre-Louis (25), Shaina Pellington (23) and Maddie Manning (20) at DePaul in Chicago, Ill. (Nov. 13, 2017)
Two players had 10 rebounds:	Mandy Simpson (11) and Skylar Vann (10) vs. UAPB in Norman, Okla. (Dec. 29, 2020)
Three players had 10 rebounds:	Courtney Paris (12), Ashley Paris (11) and Amanda Thompson (11) vs. North Carolina (Nov. 23, 2008)
Played every minute:	Taylor Robertson (45) vs. Oklahoma State in Kansas City, Mo. (March 12, 2021)
Played more than 40 minutes:	Taylor Robertson (45) vs. Oklahoma State in Kansas City, Mo. (March 12, 2021)
Played 50 minutes:	Peyton Little (50 min.) vs. West Virginia in Norman, Okla. (Feb. 7, 2017)
Back-to-back 25 points game:	Madi Williams, 29 points vs. Oklahoma State in Stillwater, Okla. (Feb. 4, 2021)
	27 points vs. Iowa State (Feb. 9, 2021)

LAST TIME AN OKLAHOMA OPPONENT...

Shot 30% or less in a game (Big 12):	West Virginia, 23.7% at West Virginia in Morgantown, W.Va. (Jan. 15, 2020)
Shot 30% or less in a game (Non-conference):	Texas State, 27.0% (17-for-63) in Norman, Okla. (Dec. 13, 2020)
Shot 60% in a game:	Baylor, 62.0% (44-for-71) in Waco, Texas (Feb. 22, 2020)
Did not make a field goal in a quarter:	Kansas (first quarter) in Lawrence, Kan. (Feb. 10, 2018)
Scored less than 10 points in a quarter:	6 (second quarter), Oklahoma State in Kansas City, Mo. (March 12, 2021)
Scored less than 10 points in all four quarters:	Never
Scored less than 20 points in a 1st half:	19, Texas State in Norman, Okla. (Dec. 13, 2020)
Scored less than 20 points in a 2nd half:	16, Southern Illinois in Norman, Okla. (Nov. 13, 2016)
Had a 20+ rebound margin:	23, Texas in Norman, Okla. (Feb. 3, 2021)
Had a 25+ rebound margin:	26, Baylor (40-14) in Waco, Texas (Jan. 23, 2021)
Had 15 steals:	15, Baylor in Waco, Texas (Feb. 22, 2020)
Had 40+ turnovers:	42, Portland State, in Las Vegas, Nev. (Dec. 21, 2016)
Had 35-39 turnovers:	37, North Texas in Denton, Texas (Dec. 7, 2014)
Had 30-34 turnovers:	33, California in Las Vegas, Nev. (Dec. 20, 2016)
Had 25-29 turnovers:	26, Sam Houston State in Norman, Okla. (Dec. 15, 2019)
Had 50 rebounds:	50, Oklahoma State in Kansas City, Mo. (March 12, 2021)
Had 25 assists:	25, Baylor in Waco, Texas (Jan. 23, 2021)
Scored 41-50 points in a game:	29, TCU in Fort Worth, Texas (March 4, 2020)
Scored 31-40 points in a game:	40, Texas State in Norman, Okla. (Dec. 13, 2020)
Scored 25 points or less:	25, NC Central in Norman, Okla. (Jan. 4, 2009)
Scored 30 points or less:	25, NC Central in Norman, Okla. (Jan. 4, 2009)
Made 10 three-point field goals:	13, Oklahoma State in Stillwater, Okla. (Feb. 6, 2021)
Failed to make a 3-point field goal:	UC-Riverside (0-of-11) in Norman, Okla. (Dec. 20, 2012)
Had 10 blocks:	11, UConn in Uncasville, Conn. (Dec. 22, 2018)
Did not attempt a free throw:	Kansas State in Norman, Okla. (Jan. 14, 2009)
Made 30 free throws:	32, TCU in Oklahoma City, Okla. (March 3, 2018)
Attempted 35+ free throws:	39, Georgia in Athens, Ga. (Dec. 6, 2020)
Scored 100 points:	106, Texas Tech in Norman, Okla. (March 7, 2020)
Scored 110 points:	111, DePaul in Seattle in Chicago, Ill. (Nov. 13, 2017)
Scored 100 points at Oklahoma:	106, Texas Tech in Norman, Okla. (March 7, 2020)
Scored 100 points and lost:	Never



LAST TIME AN OPPOSING PLAYER...

Recorded a double-double:	Natasha Mack (20 pts/16 reb), Oklahoma State in Kansas City, Mo. (March 12, 2021)
Two players recorded a double-double:	Brittany Brewer (18 pts/12 reb) and Chrislyn Carr (23 pts/11 ast), Texas Tech in Norman, Okla. (March 7, 2020)
Recorded a double-double with points and assists:	Chrislyn Carr (23 pts/11 ast), Texas Tech in Norman, Okla. (March 7, 2020)
Had 5 blocks:	5, Natasha Mack, Oklahoma State in Stillwater, Okla. (Feb. 6, 2021)
Had 5 steals:	8, Kysre Gondrezick, West Virginia in Morgantown, W.Va. (Feb. 13, 2021)
Had 10 steals:	11, Lauren Heard, TCU in Norma, Okla. (March 4, 2021)
Had 10 assists:	11, Chrislyn Carr, Texas Tech in Norman, Okla. (March 7, 2020)
Had 15 assists:	16, Aisia Robertson, New Mexico in Albuquerque, N.M. (Nov. 28, 2018)
Had 20 rebounds:	20, Ayoka Lee, Kansas State in Manhattan, Kan. (Jan. 25, 2020)
Had 15 blocks:	16, Natasha Mack, Oklahoma State in Kansas City, Mo. (March 12, 2021)
Had 10 blocks:	10, Brittney Griner, Baylor in Manhattan, Kan. (Mar. 12, 2010)
Scored 30 points (non-conference):	32, Kristin Anigwe, California in Las Vegas, Nev. (Dec. 20, 2016)
Scored 30 points (Big 12):	31, Lauren Heard, TCU in Norma, Okla. (March 4, 2021)
Scored 35 or more points (non-conference):	39, Ahlise Hurst, New Mexico in Albuquerque, N.M. (Nov. 28, 2018)
Scored 35 points or more (Big 12):	37, Ayoka Lee, Kansas State in Manhattan, Kan. (Jan. 31, 2021)
Attempted 25 field goals:	29, Ja'Mee Asberry, Oklahoma State in Kansas City, Mo. (March 12, 2021)
Made 15 field goals:	15, Ayoka Lee, Kansas State in Manhattan, Kan. (Jan. 31, 2021)
Scored 20 points and had 20 rebounds:	Ayoka Lee (23 pts/20 reb), Kansas State in Manhattan, Kan. (Jan. 25, 2020)
Two players scored 20 points:	Ja'Mee Asberry (28) and Natasha Mack (20), Oklahoma State in Kansas City, Mo. (March 12, 2021)
Three players scored 20 points:	Andrayah Adams (29), Chrislyn Carr (23) and Lexi Gordon (22), Texas Tech in Norman, Okla. (March 7, 2020)
Five players scored in double figures:	Ja'Mee Asberry (28), Natasha Mack (20), Lauren Fields (12) and Kassidy de Lapp (11), Oklahoma State in Kansas City, Mo. (March 12, 2021)
Six players scored in double figures:	Amarah Coleman (23), Ashton Millender (21), Mart'e Gray (18), Kelly Campbell (16), Chante Stonewall (16), Tanita Allen (10) and DePaul, in Chicago, Ill. (Nov. 13, 2017)
Committed 10+ turnovers:	10, Taneya Boclair, Utah in Freeport, Bahamas (Nov. 26, 2015)
Recorded a triple-double:	Alexis Jones (24 pts, 12 rebs, 10 assists) in Waco, Texas (Jan. 29, 2017)





BIG 12 REVIEW

» 2020-21 BIG 12 STANDINGS

Team	CONFERENCE					OVERALL				
	W-L	Pct.	Home	Away	W-L	Pct.	Home	Away	Neutral	
Baylor	17-1	.944	8-1	9-0	28-3	0.903	12-1	10-1	6-1	
West Virginia	13-5	.722	7-2	6-3	22-7	0.759	11-2	6-3	5-2	
Oklahoma State	13-5	.722	8-1	5-4	19-9	0.679	11-3	6-4	2-2	
Iowa State	12-6	.667	7-2	5-4	17-11	0.607	10-3	6-6	1-2	
Texas	11-7	.611	6-3	5-4	21-10	0.677	12-4	5-4	4-2	
Oklahoma	9-9	.500	4-5	5-4	12-12	0.500	7-6	5-5	0-1	
Texas Tech	5-13	.278	4-5	1-8	10-15	0.400	9-6	1-8	0-1	
TCU	4-14	.222	3-6	1-8	10-15	0.400	8-6	1-8	1-1	
Kansas	3-15	.167	3-6	0-9	7-18	0.280	7-7	0-10	0-1	
Kansas State	3-15	.167	3-6	0-9	9-18	0.333	7-8	1-9	1-1	

» 2021 BIG 12 AWARDS

PLAYER OF THE YEAR

NaLyssa Smith, Baylor, Jr., Forward

DEFENSIVE PLAYER OF THE YEAR

Natasha Mack, Okla. State, Sr., Forward

NEWCOMER OF THE YEAR

DiJonai Carrington, Baylor, Gr., Guard

FRESHMAN OF THE YEAR

Lexi Donarski, Iowa State, Guard

SIXTH PLAYER AWARD

DiJonai Carrington, Baylor, Gr., Guard

COACH OF THE YEAR

Jim Littell, Oklahoma State

ALL-BIG 12 FIRST TEAM

NaLyssa Smith, Baylor, Jr., Forward
 Ashley Joens, Iowa State, Jr., Forward
 Ayoka Lee, K-State, So., Center
Madi Williams, Oklahoma, Jr., Forward
 Natasha Mack, Okla. State, Sr., Forward
 Lauren Heard, TCU, Sr., Guard
 Charli Collier, Texas, Jr., Center
 Vivan Gray, Texas Tech, Sr., Guard
 Kysre Gondrezick, WVU, R-Sr., Guard
 Esmerly Martinez, WVU, So., Forward

ALL-BIG 12 SECOND TEAM

DiDi Richards, Baylor, Sr., Guard
 Moon Ursin, Baylor, Sr., Guard
 Kristin Scott, Iowa State, Sr., Forward
Taylor Robertson, Oklahoma, Jr., Guard
 Ja'Mee Asberry, Okla. State, R-Jr., Guard

ALL-BIG 12 HONORABLE MENTION

DiJonai Carrington, Baylor
 Queen Egbo, Baylor
 Holly Kersgieter, Kansas
 Christianna Carr, K-State
 JoAnne Allen-Taylor, Texas
 Kyra Lambert, Texas
 Celeste Taylor, Texas
 Kirsten Deans, West Virginia
 Kari Niblack, West Virginia

BIG 12 ALL-DEFENSIVE TEAM

DiDi Richards, Baylor, Guard
 Moon Ursin, Baylor, Guard
 Natasha Mack, OSU, Forward
 Lauren Heard, TCU, Guard
 Charli Collier, Texas, Forward/Center

BIG 12 ALL-FRESHMAN TEAM

Lexi Donarski, Iowa State, Guard
 Emily Ryan, Iowa State, Guard
 Ioanna Chatzileonti, Kansas, Forward
Nevaeh Tot, Oklahoma, Guard
 Taylen Collins, OSU, Forward
 Lexy Keys, Oklahoma State, Guard

» 2021 ACADEMIC ALL-BIG 12

FIRST TEAM (3.20 GPA or better)

Caitlin Bickle, Baylor
 Queen Egbo, Baylor
 Jordyn Oliver, Baylor
 Trinity Oliver, Baylor
 Moon Ursin, Baylor
 Madison Frederick, Iowa State
 Ashley Joens, Iowa State
 Morgan Kane, Iowa State
 Kristin Scott, Iowa State
 Madison Wise, Iowa State
 Chandler Prater, Kansas
 Aniya Thomas, Kansas
 Holly Kersgieter, Kansas
 Jada Thorpe, Kansas State
 Laura Macke, Kansas State
 Ayoka Lee, Kansas State
Gabby Gregory, Oklahoma
Taylor Robertson, Oklahoma
Mandy Simpson, Oklahoma
Tatum Veitenheimer, Oklahoma
 Kassidy De Lapp, Oklahoma State
 Lauren Fields, Oklahoma State
 Bigue Sarr, Oklahoma State
 Abbie Winchester, Oklahoma State
 Michelle Berry, TCU
 Tavy Diggs, TCU
 Emma Schmidt, TCU
 Joanne Allen-Taylor, Texas
 Charli Collier, Texas
 Karisma Ortiz, Texas
 Celeste Taylor, Texas
 Audrey Warren, Texas
 Lexi Gordon, Texas Tech
 Alexis Tucker, Texas Tech
 Kirsten Deans, West Virginia
 Kysre Gondrezick, West Virginia
 Kari Niblack, West Virginia
 Madisen Smith, West Virginia

SECOND TEAM (3.00 to 3.19 GPA)

DiDi Richards, Baylor
 Brooklyn Mitchell, Kansas
 Zakiyah Franklin, Kansas
 Cymone Goodrich, Kansas State
 Rachel Ranke, Kansas State
 Emilee Ebert, Kansas State
 Ashley Ray, Kansas State
Liz Scott, Oklahoma
 Yummy Morris, TCU
 Blessing Ejiofor, West Virginia



RECORDS

KELBIE
WASHINGTON

NYDIA
LAMPKIN





INDIVIDUAL RECORDS

»» CAREER

Games: 143, Jasmine Hartman, 2009-13
Conference Games: 141, Danielle Robinson, 2008-11
Games Started: 140, Danielle Robinson, 2008-11
Minutes: 4,579, Danielle Robinson, 2008-11
Minutes Per Game: 34.9, Phylesha Whaley, 1997-00
Points: 2,729, Courtney Paris, 2006-09
Scoring Average: 19.9, Courtney Paris, 2006-09
Rebounds: 2,304, Courtney Paris, 2006-09
Rebounding Average: 14.8, Courtney Paris, 2006-09
Field Goals: 1,124, Courtney Paris, 2006-09
Field Goal Attempts: 1,941, Courtney Paris, 2006-09
Field Goal Percentage (min. 1,000 attempts): .559, Courtney Paris, 2006-09
3-Point Field Goals: 376, Aaryn Ellenberg, 2011-14
3-Point Field Goal Attempts: 975, Aaryn Ellenberg, 2011-14
3-Point Field Goal Percentage (min. 100 attempts): .417 (88-211), Pam Pennon, 1995-96
Free Throws: 693, LaNeisha Caufield, 1999-02
Free Throw Attempts: 826, LaNeisha Caufield, 1999-02
Free Throw Percentage (min. 200 attempts): .855 (282-330), Chelsi Welch, 2003-07
Assists: 764, Stacey Dales, 1998-02
Blocked Shots: 446, Courtney Paris, 2006-09
Steals: 402, LaNeisha Caufield, 1999-02
Consecutive Double-Doubles: 112, Courtney Paris
Consecutive Field Goals Made: 16, Courtney Paris

»» SEASON

Games: 38, seven players in 2010; Jasmine Hartman, Joanna McFarland, Danielle Robinson, Carlee Roethlisberger, Nyeshia Stevenson, Amanda Thompson
Games Started: 38, four players in 2010; Abi Olajuwon, Danielle Robinson, Nyeshia Stevenson, Amanda Thompson
Minutes: 1,354, Nyeshia Stevenson, 2009-10
Points: 788, Courtney Paris, 2005-06
Scoring Average: 23.5, Courtney Paris, 2006-07
Rebounds: 539, Courtney Paris, 2005-06
Rebounding Average: 15.9, Courtney Paris, 2006-07
Field Goals: 331, Courtney Paris, 2005-06
Field Goal Attempts: 558, Courtney Paris, 2006-07
Field Goal Percentage (min. 150 attempts): .615 (225-366), Molly McGuire, 1982-83
3-Point Field Goals: 131, Taylor Robertson, 2019-20
3-Point Field Goal Attempts: 308, Taylor Robertson, 2019-20
3-Point Field Goal Percentage (min. 2 per game): .494, (42-85), Pam Pennon, 1995-96
Consecutive 3-Point Field Goals Made: 19, Erin Higgins (11/13/05 to 1/28/06)
Consecutive Games with 3-Point FG Made: 38, Taylor Robertson, 2/13/19 to 3/7/20
Free Throws: 191, LaNeisha Caufield, 2001-02
Free Throw Attempts: 262, Courtney Paris, 2005-06
Consecutive FT Made: 38, LaNeisha Caufield, (2001-02)
Free Throw Percentage (min. 60 attempts): .929, (92-99), Chelsi Welch, 2005-06
Assists: 248, Stacey Dales, 2000-01
Blocked Shots: 119, Courtney Paris, 2005-06
Steals: 135, LaNeisha Caufield, 2000-01

»» GAME

Minutes: 50, Peyton Little vs. West Virginia, Feb. 4, 2017
Points: 45, Madi Williams vs. West Virginia, Jan. 3, 2021
Rebounds: 26, Courtney Paris vs. Baylor, March 11, 2006
Field Goals: 20, Courtney Paris vs. New Mexico, Dec. 30, 2006
Field Goal Attempts: 34, Mary Lane vs. Simpson, Jan. 6, 1977; Carin Stites vs. Central Missouri State, Jan. 4, 1991
Field Goal Percentage (min. 10 attempts): .928 (13-for-14), Kaylon Williams vs. Iowa State, Feb. 27, 2016
3-Point Field Goals: 9, Taylor Robertson at Wichita State, Nov. 30, 2019; 9, Nyeshia Stevenson at Marist, Dec. 9, 2009; Carin Stites at Arkansas, Nov. 27, 1990 and vs. UTSA, Jan. 21, 1991
3-Point Field Goal Attempts: 19, Taylor Robertson at Texas Tech, Jan. 22, 2020
Free Throws: 18, Erin Schreiber vs. Arkansas, Jan. 3, 1981
Free Throw Attempts: 19, Tami Rogers vs. Sam Houston State, Nov. 24, 1989; LaTrenda Phillips vs. Kansas, Jan. 14, 1987; Erin Schreiber vs. Arkansas, Jan. 3, 1981
Free Throw Percentage (min. 10 attempts): 1.000 (16-for-16), Danielle Robinson at Okla. State, Feb. 6, 2010
Assists: 19, Sharee Mitchum vs. Oral Roberts, Feb. 10, 1994
Blocked Shots: 11, LaNae Jones vs. Southern, Dec. 29, 1993
Steals: 11, Jacquetta Hurley vs. Missouri, Feb. 12, 1983; Pam Pennon vs. Oral Roberts, Dec. 20, 1995

»» OPPONENT GAME

Points: 45, Kelsey Plum, Washington, Nov. 14, 2014
 Andrea Riley, Oklahoma State, Jan. 12, 2008
Rebounds: 36, Carol Moreland, New Mexico, Jan. 14, 1981
Field Goals: 17, Patrice Hoskins, Miss. Valley State, Dec. 8, 1988
Field Goal Attempts: 34, Andrea Riley, Oklahoma State, Feb. 6, 2010
Field Goal Percentage (min. 10 attempts): 1.000 (11-for-11), Kacy Moffitt, Baylor, Feb. 1, 1998
3-Point Field Goals: 9, Ahlise Hurst, New Mexico, Nov. 28, 2013
 Odyssey Sims, Baylor, Feb. 27, 2011
3-Point Field Goal Attempts: 18, Danielle Vigilonme, Texas, Dec. 7, 1994
Free Throws: 17, Andrea Riley, Oklahoma State, Jan. 12, 2008
Free Throw Attempts: 22, Kristin Anigwe, California, Dec. 20, 2016
Free Throw Percentage (min. 15 made): 1.000 (16-for-16), Vickie Adkins, Kansas, Jan. 31, 1984
Assists: 17, Niya Johnson, Baylor, Feb. 11, 2015
Steals: 11, Lauren Heard, TCU, March 4, 2021
Blocked Shots: 11, Brittney Griner, Baylor (twice), Jan. 13 2010 and Feb. 10, 2010



» SEASON

Games: 38, 2009-10
Victories: 32, 2001-02 and 2008-09
100-Point Games: 4, 1983-84, 1985-86, and 1991-92
Consecutive 100-Point Games: 3, 1991-92
Points: 2,815 in 36 games, 2001-02
Scoring Average: 84.5, 1984-85
Average Scoring Margin: +17, 1984-85
Rebounds: 1,613, 2005-06
Field Goals: 1,086, 1983-84
Field Goal Attempts: 2,372, 2009-10
Field Goal Percentage: .495, 1984-85
3-Point Field Goals: 251, 2010-11
3-Point Field Goal Attempts: 713, 2010-11
3-Point Field Goal Percentage: .380, 2000-01
Free Throws: 582, 2001-02
Free Throw Attempts: 778, 2001-02
Free Throw Percentage: .769, 2010-11
Assists: 667, 2000-01
Blocked Shots: 211, 2008-09
Steals: 421, 1984-85
Fewest Points Allowed: 1546, 1976-77
Lowest Scoring Average Allowed: 58.7, 2003-04
Fewest FG Allowed: 646, 1976-77
Lowest FG Pct. Allowed: .337, 2006-07

» GAME

Points: 121, twice, Central Arkansas, Dec. 20, 2007; Prairie View A&M, Nov. 29, 1990
Points in Conference Game: 108, Oklahoma State, Feb. 5, 1986
Points (Half): 66, Midwestern, Jan. 16, 1984
Points (Quarter): 37, Missouri State, Nov. 14, 2019
Halftime Deficit Overcame: 26, California, Dec. 13, 2008
Halftime Deficit Overcame (Big 12): 22, Kansas, Feb. 2, 2020
Field Goals: 56, UT-Pan American, Nov. 25, 1988
Field Goals (Half): 29, twice, Midwestern, Jan. 16, 1984; UT-Pan American, Nov. 25, 1988
Field Goal Attempts: 96, twice, Midwestern, Jan. 16, 1984; UT-Pan American, Nov. 25, 1988
Field Goal Attempts (Half): 55, vs. UT-Pan American, Nov. 25, 1988
Field Goal Percentage: .672 (41-for-61), Kansas, Feb. 19, 1995
3-Point Field Goals: 17, vs. Oregon, Nov. 24, 2012
3-Point Field Goals (Half): 10, Kansas, Feb. 25, 1998
3-Point Field Goal Attempts: 38, (twice) vs. New Mexico, Dec. 16, 2017; vs. Oregon, Nov. 24, 2012
3-Point Field Goals Attempts (Half): 19, (twice) vs. New Mexico, Dec. 16, 2017; Texas Jan. 7, 1998
3-Point Field Goal Percentage (min. 5 attempts): .857 (6-for-7), at Kansas, Jan. 24, 2001
Free Throws: 35, (twice) vs. Texas A&M, Jan. 17, 2001; Louisville, Nov. 7, 2013
Free Throws Made (Half): 27, Stephen F. Austin, Dec. 28, 1998
Free Throw Attempts: 51, Coppin State, Nov. 29, 1998
Consecutive Free Throws Made: 18, three times Marist, March 20, 2004; Missouri, Feb. 22, 1986; UNLV, Dec. 8, 1990
Consecutive Free Throws (Half): 16 (twice), vs. Missouri, Feb. 22, 1986; vs. UNLV, Dec. 8, 1990
Rebounds: 75, vs. Cameron, Nov. 30, 1982
Rebounds (Half): 38, vs. Cameron, Nov. 30, 1982
Assists: 35, vs. Oklahoma City, Feb. 9, 1983



» Caton Hill and the 2001-02 Sooners set the school record for points in a season with 2,815 in 36 contests. The team averaged 78.2 points per game and was national runner-up (32-4 record).

Assists (Half): 17, vs. Oklahoma City, Feb. 9, 1983
Blocked Shots: 15, vs. Texas March 7, 2007
Blocked Shots (Half): 9, vs. Kansas, Feb. 1, 2017
Steals: 28, vs. Missouri, Feb. 5, 1995
Steals (Half): 17, vs. Missouri, Feb. 5, 1995
Fewest Points Allowed: 25, N.C. Central, Jan. 4, 2009
Fewest Points Allowed (Half): 10, second half, N.C. Central, Jan. 4, 2009
Fewest Field Goals Allowed: 8, vs. Tulsa, Dec. 15, 1985
Fewest Field Goals Allowed (Half): 3, vs. Tulsa, Dec. 15, 1985
Lowest Field Goal Percentage: .143 (4-of-28), Texas A&M, Jan. 26, 2002

» OPPONENT GAME

Points: 111, DePaul, Nov. 13, 2017
Field Goals: 50, Missouri, Jan. 22, 1984
Field Goal Attempts: 91, Kansas, Feb. 3, 1990; UC-Santa Barbara, Dec. 12, 1990
Field Goal Percentage: .725 (50-for-69), Missouri, Jan. 22, 1983
3-Point Field Goals: 19, DePaul, Nov. 13, 2017
3-Point Field Goal Attempts: 45, DePaul, Nov. 13, 2017
3-Point Field Goal Percentage (min. 5 made): .769 (10-for-13), Connecticut, Dec. 29, 1999
Free Throws: 38, BYU, Dec. 30, 1989; Colorado, Jan. 27, 1987
Free Throw Attempts: 53, Kentucky, Nov. 28, 2014
Free Throw Percentage (min. 20 made): 1.000 (21-for-21), Missouri, Jan. 28, 2004
Rebounds: 77, New Mexico, Jan. 14, 1978
Assists: 33, Baylor, Feb. 22, 2020
Blocked Shots: 14, New Mexico, Nov. 28, 2018
Steals: 20, Baylor, Jan. 13, 2001; Colorado, Jan. 8, 1995



LLOYD NOBLE CENTER RECORDS

» OKLAHOMA TEAM

Points: 121, twice, Prairie View A&M, Nov. 27, 1990; Central Arkansas, Dec. 20, 2007
Field Goals: 56, Texas Pan-American, Nov. 25, 1988
Field Goal Attempts: 96, twice, Texas Pan-American, Nov. 25, 1988; Midwestern, Jan. 18, 1994
Field Goal Pct.: .672, Kansas, Feb. 19, 2005
3-Point Field Goals: 16, Oklahoma State, March 7, 2010
3-Point Field Goal Att.: 33, Western Kentucky, Nov. 9, 2018; Iowa State, Jan. 29, 2005
3-Point Field Goal Pct. (min. 5 made): .714 (6-for-7) Kansas, Jan. 19, 1996
Free Throws: 35, Texas A&M, Jan. 17, 2001
Free Throw Attempts: 46, Colorado, Feb. 15, 1986
Free Throw Pct. (min. 20 made): .928 (26-of-28), Southwest Missouri State, Dec. 3, 1997
Rebounds: 75, Cameron, Nov. 30, 1982
Assists: 30, Oklahoma State, Feb. 5, 1986
Blocked Shots: 15, Texas, March 7, 2007
Steals: 28, Missouri, Feb. 5, 1995

» OKLAHOMA INDIVIDUAL

Points: 45, Madi Williams vs. West Virginia, Jan. 3, 2021
Field Goals: 17, Madi Williams vs. West Virginia, Jan. 3, 2021
Field Goal Attempts: 34, Carin Stites, Central Missouri State Jan. 4, 1991
Field Goal Pct. (min. 10 made): .928, (13-of-14) Kaylon Williams, Iowa State, Feb. 27, 2016
3-Point Field Goals: 9, Carin Stites, vs. UTSA, Jan. 21, 1991
3-Point Field Goal Attempts: 16, Ana Llanusa, vs. New Mexico, Dec. 16 2017
3-Point Field Goal Pct. (min. 5 made): .833, (5-for-6) Gabbi Ortiz, vs. Kansas, Jan. 24, 2018
Free Throws: 15, Tami Rogers vs. Sam Houston State, Nov. 24, 1989
Free Throws Attempts: 19, twice, LaTrenda Phillips vs. Kansas, Jan. 14, 1987; Tami Rogers vs. Sam House State, Nov. 24, 1989
Free Throws Pct. (min. 10 attempts): 1.000 (14-for-14) LaNeisha Caufield vs. Texas A&M, Jan. 31, 2001
Rebounds: 25, Cathy Bassett vs. Central Missouri State, Jan. 4, 1991
Assists: 19, Sharee Mitchum, vs. Oral Roberts, Feb. 10, 1994
Blocked Shots: 11, LaNae Jones vs. Southern, Dec. 29, 1993
Steals: 11, Jacquetta Hurley vs. Missouri, Feb. 11, 1983



» Madi Williams set a school record on Jan. 3, 2021 when she tallied 45 points vs. West Virginia inside Lloyd Noble Center.

» OPPONENT TEAM

Points: 109, Missouri, Feb. 25, 1983
Field Goals: 41, Missouri, Feb. 25, 1983
Field Goal Attempts: 91, Kansas, Feb. 3, 1990
Field Goal Pct.: .640, Missouri, Feb. 7, 1987
3-Point Field Goals: 14, Kansas State, Feb. 10, 2019
3-Point Field Goal Att.: 32, Sacramento State, Nov. 13, 2011
3-Point Field Pct. (min. 5 made): .769, (10-for-13) Sacramento State, Nov. 13, 2011
Free Throws: 34, Oral Roberts, Dec. 2, 1987
Free Throw Attempts: 43, Oklahoma State, Feb. 5, 1986
Free Throw Pct. (min. 15 made): .947 (18-for-19) Nebraska, Feb. 5, 2000
Rebounds: 65, Arkansas, Dec. 12, 1989
Assists: 23, Drake, Dec. 17, 2019; Texas Tech, March 7, 2020; Baylor, twice, Feb. 27, 2017 and Feb. 25, 2013
Blocked Shots: 11, twice, Stanford, March 19, 2001; Baylor, Feb. 10, 2010
Steals: 18, Missouri, Feb. 4, 1984

» OPPONENT INDIVIDUAL

Points: 45, Kelsey Plum, Washington, Nov. 14, 2014
Field Goals: 17, Patrice Hoskins, Miss. Valley State, Dec. 8, 1988
Field Goal Attempts: 28, twice, Alicia Hulbert, Tulsa, Feb. 10, 1978; Andrea Riley, Oklahoma State, Feb. 28, 2009
Field Goal Pct. (min. five made): 1.000 (10-for-10), Ayana Mitchell, LSU, Dec. 7, 2019
3-Point Field Goals: 8, Rachel Ranke, Kansas State, Feb. 10, 2019; Tara Gunderson, Iowa State, Jan. 7, 1996
3-Point Field Goal Attempts: 18, Danielle Vigilone, Texas Dec. 7, 1994
3-Point Field Pct. (min. 5 made): 1.000 (5-for-5) Kristin Rethman, Kansas State, Feb. 14, 2001
Free Throws: 16, Vickie Adkins, Kansas, Jan. 31, 1984
Free Throw Attempts: 18, Twice... Nikki Smith, Missouri, Feb. 15, 1995
 Lauren Heard, TCU, March 4, 2021
Free Throw Pct. (min. 10 made): 1.000 (16-for-16) Vickie Adkins, Kansas, Jan. 31, 1984
Rebounds: 20, Twice... Clinette Jordan, Oklahoma State, Jan. 21, 1987
 Sharon Upshaw, Drake, Jan. 14, 1977
Assists: 11, Alexis Jones, Baylor, Feb. 22, 2016; Chrislyn Carr, Texas Tech, March 7, 2020
Blocked Shots: 11, Brittney Griner, Baylor, Feb. 10, 2010
Steals: 11, Lauren Heard, TCU, March 4, 2021



» Ashley Paris was one of eight Sooners to score in double figures in OU's 121-48 win over Central Arkansas on Dec. 20, 2007. The Sooners' 121 points tied the single-game program record.

SINGLE-GAME HIGHS



» POINTS

- 45.....Madi Williams.....West Virginia.....Jan. 3, 2021
- 43.....Courtney Paris.....New Mexico.....Dec. 30, 2006
- 41.....Courtney Paris.....Oklahoma State.....Feb. 4, 2007
- 40.....Phylesha Whaley.....Arkansas.....March 14, 1999
- 38.....Phylesha Whaley.....Texas.....Jan. 17, 1998
- 37.....Aaryn Ellenberg.....Texas.....Jan. 8, 2014
- 37.....Jacquetta Hurley.....Kansas State.....1985
- 37.....Jacquetta Hurley.....Nebraska.....1984
- 37.....Molly McGuire.....Oral Roberts.....1982
- 36.....Aaryn Ellenberg.....DePaul.....March 19, 2014
- 36.....Danielle Robinson.....Oklahoma State.....Feb. 6, 2010
- 36.....Courtney Paris.....Iowa State.....March 8, 2006
- 36.....Phylesha Whaley.....Nebraska.....Feb. 14, 1998
- 36.....Carin Stites.....UTSA.....Jan. 21, 1991
- 36.....Molly McGuire.....Oral Roberts.....1983
- 35.....Ana Llanusa.....Iowa State.....Jan. 19, 2019
- 34.....Aaryn Ellenberg.....Ohio State.....Dec. 5, 2010
- 33.....Ana Llanusa.....Kansas State.....Feb. 10, 2019
- 33.....Shaina Pellington.....Western Kentucky.....Nov. 9, 2018
- 33.....Vionise Pierre-Louis.....West Virginia.....Feb. 4, 2017
- 33.....Aaryn Ellenberg.....Baylor.....Jan. 26, 2013
- 33.....Danielle Robinson.....Texas A&M.....Jan. 23, 2011
- 33.....LaNeisha Caufield.....Montana State.....Dec. 8, 2001
- 33.....Phylesha Whaley.....BYU.....March 18, 2000
- 33.....Pam Pennon.....Iowa State.....Feb. 27, 1996

» REBOUNDS

- 26.....Courtney Paris.....Baylor.....March 11, 2006
- 25.....Courtney Paris.....New Mexico.....Dec. 30, 2006
- 25.....Cathy Bassett.....Cent. Missouri State.....Jan. 4, 1991
- 24.....Courtney Paris.....South Carolina.....Dec. 30, 2007
- 23.....Ashley Paris.....Missouri.....March 11, 2008
- 22.....Courtney Paris.....Texas Tech.....Feb. 27, 2008
- 22.....Courtney Paris.....Tulsa.....Dec. 8, 2007
- 22.....Courtney Paris.....North Texas.....Nov. 27, 2007
- 22.....Courtney Paris.....UCLA.....Dec. 5, 2005
- 21.....Courtney Paris.....Texas.....Jan. 25, 2009
- 21.....Courtney Paris.....Iowa State.....March 10, 2007
- 21.....Courtney Paris.....Central Michigan.....Dec. 21, 2005
- 21.....Courtney Paris.....Missouri.....Feb. 25, 2007
- 21.....Courtney Paris.....Michigan State.....Dec. 21, 2005
- 21.....Molly McGuire.....Wichita State.....Dec. 10, 1979
- 20.....Vionise Pierre-Louis.....Oklahoma State.....Jan. 20, 2018
- 20.....Courtney Paris.....Nebraska.....Jan. 10, 2009
- 20.....Courtney Paris.....Arizona State.....Nov. 21, 2008
- 20.....Courtney Paris.....Missouri.....March 11, 2008
- 20.....Courtney Paris.....Ole Miss.....March 25, 2007
- 20.....Courtney Paris.....Texas A&M.....Jan. 27, 2007
- 20.....Courtney Paris.....Texas.....Feb. 15, 2006
- 20.....Courtney Paris.....SMU.....Nov. 13, 2005
- 20.....Desiree Taylor.....Oral Roberts.....Dec. 15, 1996

» ASSISTISTS

- 19.....Sharee Mitchum.....Oral Roberts.....Feb. 10, 1994
- 16.....Dionnah Jackson.....Texas A&M.....Jan. 22, 2005
- 15.....Viki Streets.....Colorado.....1985
- 14.....Stacey Dales.....SMU.....Jan. 9, 2000
- 14.....Shonika Breedlove.....Texas A&M.....Jan. 21, 1998
- 13.....Stacey Dales.....Baylor.....Feb. 21, 2001
- 13.....Margaret McKeon.....UT-Arlington.....Dec. 8, 1986
- 12.....Mandy Simpson.....Kansas.....Feb. 2, 2020
- 12.....Morgan Hook.....TCU.....Jan. 9, 2013
- 12.....Danielle Robinson.....Tennessee.....Feb. 2, 2009
- 12.....LaNeisha Caufield.....Iowa State.....Jan. 6, 2001
- 12.....Stacey Dales.....Kansas State.....Feb. 14, 2001
- 12.....Stacey Dales.....BYU.....March 12, 2000
- 12.....Sharee Mitchum.....Utah.....Dec. 2, 1994
- 12.....Margaret McKeon.....Oral Roberts.....Dec. 10, 1988
- 11.....Nevah Tot.....UAPB.....Dec. 29, 2020
- 11.....Jessi Murcer.....Texas Tech.....March 5, 2019
- 11.....Gileysa Penzo.....New Mexico.....Dec. 16, 2017
- 11.....Morgan Hook.....Stetson.....Nov. 8, 2013
- 11.....Danielle Robinson.....Miami.....March 22, 2011
- 11.....Danielle Robinson.....Milwaukee.....Nov. 13, 2010
- 11.....Dionnah Jackson.....Colorado.....Feb. 18, 2004
- 11.....Stacey Dales.....San Diego.....Dec. 21, 1999
- 11.....Sharee Mitchum.....Kansas.....March 5, 1995
- 11.....Sharee Mitchum.....Arkansas.....Jan. 25, 1994
- 11.....Sharee Mitchum.....Texas.....Nov. 30, 1993
- 11.....Sharee Mitchum.....Iowa State.....Jan. 8, 1993

» BLOCKS

- 11.....LaNae Jones.....Southern.....Dec. 29, 1993
- 10.....Courtney Paris.....Texas Tech.....March 1, 2006
- 9.....Vionise Pierre-Louis.....Gonzaga.....March 18, 2017
- 9.....Nicole Griffin.....Texas.....Jan. 21, 2012
- 8.....Nancy Mulkey.....Kansas.....Dec. 29, 2016
- 8.....Courtney Paris.....Texas.....Feb. 3, 2008
- 7.....Nancy Mulkey.....Kansas.....Feb. 1, 2017
- 7.....Vionise Pierre-Louis.....Purdue.....March 19, 2016
- 7.....Courtney Paris.....Texas Tech.....Jan. 18, 2006
- 7.....Courtney Paris.....Arizona State.....Nov. 22, 2007
- 7.....Courtney Paris.....Missouri.....March 11, 2008
- 7.....Courtney Paris.....Baylor.....Jan. 28, 2009

» STEALS

- 11.....Pam Pennon.....Oral Roberts.....Dec. 20, 1995
- 11.....Jacquetta Hurley.....Missouri.....Feb. 12, 1983
- 10.....Maddie Manning.....Portland State.....Dec. 21, 2016
- 10.....Sharee Mitchum.....Michigan.....Dec. 28, 1993
- 10.....Pam Pennon.....Iowa State.....Jan. 7, 1996
- 9.....Caton Hill.....Tulsa.....Nov. 29, 1999
- 9.....LaNeisha Caufield.....Nebraska.....Feb. 7, 2001
- 9.....Dionnah Jackson.....Iowa.....Nov. 27, 2004
- 9.....Aaryn Ellenberg.....Kansas State.....Jan. 17, 2012
- 8.....Ana Llanusa.....UAB.....Nov. 11, 2019
- 8.....Maddie Manning.....Texas Tech.....Jan. 10, 2018
- 8.....LaNeisha Caufield.....Texas.....Nov. 11, 2001
- 8.....Amanda Thompson.....Nebraska.....Jan. 16, 2008
- 8.....Danielle Robinson.....Milwaukee.....Nov. 13, 2010



30-POINT GAMES

>> 30-POINT GAMES

ANGIE ALEXANDER (1)

Pts.	Opponent	Date
30	Iowa State	Dec. 30, 1991

LANEISHA CAUFIELD (3)

Pts.	Opponent	Date
32	Missouri	Feb. 27, 1999
33	Montana State	Dec. 8, 2001
30	Villanova	March 18, 2002

STACEY DALES (1)

Pts.	Opponent	Date
30	Missouri	Feb. 23, 2002

AARYN ELLENBERG (5)

Pts.	Opponent	Date
34	Ohio State	Dec. 5, 2010
31	Kansas State	Jan. 17, 2012
33	Baylor	Jan. 26, 2013
37	Texas	Jan. 8, 2014
36	DePaul	March 22, 2014

GABBY GREGORY (1)

Pts.	Opponent	Date
30	Baylor	Feb. 22, 2020

ANGI GUFFY (1)

Pts.	Opponent	Date
30	Kansas State	Feb. 19, 1993

JACQUETTA HURLEY (2)

Pts.	Opponent	Date
37	Nebraska	March 3, 1984
37	Kansas State	Jan. 26, 1985

DALE IVEY (1)

Pts.	Opponent	Date
36	Colorado	1988

DIONNAH JACKSON (1)

Pts.	Opponent	Date
30	Baylor	Feb. 9, 2005

PEYTON LITTLE (1)

Pts.	Opponent	Date
30	Kansas State	Feb. 21, 2015

ANA LLANUSA (4)

Pts.	Opponent	Date
30	Missouri State	Nov. 14, 2019
31	Baylor	Feb. 16, 2019
33	Kansas State	Feb. 10, 2019
35	Iowa State	Jan. 19, 2019

MOLLY MCGUIRE (2)

Pts.	Opponent	Date
37	Oral Roberts	1982
37	Oral Roberts	1983

GABBI ORTIZ (1)

Pts.	Opponent	Date
31	South Florida	Dec. 9, 2017

COURTNEY PARIS (13)

Pts.	Opponent	Date
30	Iowa	Nov. 25, 2005
32	Texas	Jan. 25, 2006
31	Baylor	Feb. 12, 2006
36	Iowa State	March 8, 2006
30	BYU	March 20, 2006
43	New Mexico	Dec. 30, 2006
32	Baylor	Jan. 10, 2007
41	Oklahoma State	Feb. 4, 2007
32	Kansas	Feb. 21, 2007
33	Missouri	Feb. 25, 2007
31	Ole Miss	March 25, 2007
30	Colorado	Feb. 9, 2008
30	Missouri	March 11, 2008

PAM PENNON (1)

Pts.	Opponent	Date
33	Iowa State	Jan. 7, 1996

VIONISE PIERRE-LOUIS (2)

Pts.	Opponent	Date
33	West Virginia	Feb. 4, 2017
32	Oregon	Nov. 25, 2017

TAYLOR ROBERTSON (3)

Pts.	Opponent	Date
30	Wichita State	Nov. 30, 2019
31	West Virginia	Jan. 15, 2020
31	Kansas	Feb. 2, 2020

DANIELLE ROBINSON (4)

Pts.	Opponent	Date
31	Arkansas	Dec. 5, 2009
36	Oklahoma State	Feb. 6, 2010
30	Texas	Jan. 16, 2011
33	Texas A&M	Jan. 26, 2011

TAMI ROGERS (3)

Pts.	Opponent	Date
33	ULM	Dec. 2, 1989
30	Texas A&M	Dec. 5, 1989
31	Nebraska	Jan. 31, 1990

NYESHIA STEVENSON (2)

Pts.	Opponent	Date
32	Marist	Dec. 9, 2009
31	Kentucky	March 30, 2010

CARIN STITES (2)

Pts.	Opponent	Date
33	Cent. Missouri State	Jan. 4, 1991
36	UTSA	Jan. 21, 1991

MARIA VILLARROEL (3)

Pts.	Opponent	Date
31	Sam Houston St.	Nov. 26, 2002
30	Fordham	Nov. 29, 2002
31	Missouri	Feb. 26, 2003

MANDY WADE (1)

Pts.	Opponent	Date
30	Oklahoma State	Feb. 26, 1995

PHYLESHA WHALEY (10)

Pts.	Opponent	Date
31	Georgia	Dec. 11, 1997
30	Texas A&M	Jan. 3, 1998
38	Texas	Jan. 17, 1998
30	Texas A&M	Jan. 21, 1998
30	Texas Tech	Feb. 11, 1998
36	Nebraska	Feb. 14, 1998

30	Jackson State	Dec. 7, 1998
40	Arkansas	March 14, 1999
31	Texas	Feb. 16, 2000
33	BYU	March 18, 2000

KAYLON WILLIAMS (1)

Pts.	Opponent	Date
32	Iowa State	Feb. 27, 2016

MADI WILLIAMS (1)

Pts.	Opponent	Date
45	W. Virginia	Jan. 3, 2021

>> CAREER

No.	Player	Years
13	Courtney Paris	2006-09
10	Phleysha Whaley	1997-00
5	Aaryn Ellenberg	2011-14
4	Danielle Robinson	2008-11
4	Ana Llanusa	2018-pres.
3	LaNeisha Caufield	1999-02
3	Taylor Robertson	2018-pres.
3	Tami Rogers	1987, 89-90
3	Maria Villarroel	2002-03
2	Jacquetta Hurley	1983-86
2	Molly McGuire	1980-83
2	Vionise Pierre-Louis	2015-18
2	Nyeshia Stevenson	2007-10
2	Carin Stites	1991-92
1	Shaina Pellington	2018-19
1	Angie Alexander	1989-92
1	Stacey Dales	1998-02
1	Gabby Gregory	2019-pres.
1	Angi Guffy	1992-95
1	Dale Ivey	1987-88
1	Diannah Jackson	2002-05
1	Peyton Little	2014-17
1	Gabbi Ortiz	2015-18
1	Pam Pennon	1995-96
1	Mandy Wade	1992-95
1	Kaylon Williams	2012-16
1	Madi Williams	2018-pres.

>> SEASON

No.	Player	Year
6	Courtney Paris	2006-07
6	Phleysha Whaley	1997-98
5	Courtney Paris	2005-06
3	Taylor Robertson	2019-20
3	Ana Llanusa	2018-19
3	Tami Rogers	1989-90
3	Maria Villarroel	2002-03

CONSECUTIVE

No.	Player	Dates
2	Courtney Paris	Feb. 21-25, 2007
2	Maria Villarroel	Nov. 26-29, 2002
2	Phleysha Whaley	Feb. 11-14, 1998
2	Phleysha Whaley	Jan. 17, 1998
2	Tami Rogers	Dec. 2-5, 1989

20-REBOUND/10-ASSIST GAMES



» 20-REBOUND GAMES

CATHY BASSETT (1)

Reb.	Opponent	Date
25	Cent. Missouri State	Jan. 4, 1991

MOLLY MCGUIRE (1)

Reb.	Opponent	Date
21	Wichita State	Dec. 10, 1979

COURTNEY PARIS (19)

Reb.	Opponent	Date
20	SMU	Nov. 13, 2005
22	UCLA	Dec. 5, 2005
21	Michigan State	Dec. 21, 2005
20	Texas	Feb. 15, 2006
26	Baylor	March 11, 2006
25	New Mexico	Dec. 30, 2006
20	Texas A&M	Jan. 27, 2007
21	Missouri	Feb. 25, 2007
21	Iowa State	March 10, 2007
20	Ole Miss	March 25, 2007
22	North Texas	Nov. 27, 2007
22	Tulsa	Dec. 8, 2007
24	South Carolina	Dec. 30, 2007
22	Texas Tech	Feb. 27, 2008
20	Missouri	March 11, 2008
20	Arizona State	Nov. 21, 2008
20	Nebraska	Jan. 10, 2009
21	Texas	Jan. 25, 2009
24	Texas Tech	Feb. 17, 2009

ASHLEY PARIS (1)

Reb.	Opponent	Date
23	Missouri	March 11, 2008

VIONISE PIERRE-LOUIS (1)

Reb.	Opponent	Date
20	Oklahoma State	Jan. 20, 2018

DESIREE TAYLOR (1)

Reb.	Opponent	Date
20	Oral Roberts	Dec. 15, 1996

» CAREER

No.	Player	Years
19	Courtney Paris	2006-09
1	Cathy Bassett	1990-91
1	Molly McGuire	1980-83
1	Ashley Paris	2006-09
1	Vionise Pierre-Louis	2015-18
1	Desiree Taylor	1998-01

» SEASON

No.	Player	Year
5	Courtney Paris	2005-06
5	Courtney Paris	2006-07
5	Courtney Paris	2007-08
4	Courtney Paris	2008-09

» 10-ASSIST GAMES

ANGIE ALEXANDER (1)

Ast.	Opponent	Date
10	UTSA	Jan. 21, 1991



» Mandy Simpson's 12 assists at Kansas on Feb. 2, 2020 tied for the most by an OU player since Morgan Hook (12) in 2013.

SHONIKA BREEDLOVE (1)

Ast.	Opponent	Date
10	Texas A&M	Jan. 21, 1998

BRITNEY BROWN (2)

Ast.	Opponent	Date
10	South Carolina	Dec. 7, 2006
10	BYU	March 20, 2006

LANEISHA CAUFIELD (1)

Ast.	Opponent	Date
10	Oral Roberts	Nov. 18, 2000

STACEY DALES (8)

Ast.	Opponent	Date
10	UTSA	Nov. 23, 1998
11	San Diego	Feb. 21, 1999
10	Sam Houston State	Dec. 2, 1999
12	BYU	March 18, 2000
14	SMU	Dec. 9, 2000
10	Wichita State	Nov. 29, 2001
12	Kansas State	Feb. 14, 2001
13	Baylor	Feb. 21, 2001

MORGAN HOOK (4)

Ast.	Opponent	Date
12	TCU	Jan. 9, 2013
10	Oklahoma State	Feb. 10, 2013
10	UCLA	Nov. 24, 2013
11	Stetson	Nov. 8, 2013

DIONNAH JACKSON (4)

Ast.	Opponent	Date
10	Texas	Jan. 29, 2003
11	Colorado	Feb. 18, 2004
10	Tulsa	Dec. 4, 2004
16	Texas A&M	Jan. 22, 2005

SHAREE MITCHUM (14)

Ast.	Opponent	Date
16	Oklahoma State	Feb. 20, 1992
11	Iowa State	Jan. 8, 1993
10	Prairie View A&M	Jan. 14, 1993
11	Texas	Nov. 30, 1993

13	Texas A&M	Dec. 18, 1993
13	Texas Tech	Dec. 21, 1993
10	Michigan	Dec. 28, 1993
10	Kansas	Jan. 21, 1994
11	Arkansas	Jan. 25, 1994
14	Colorado	Feb. 27, 1994
14	New Mexico State	March 24, 1994
14	Pittsburgh	March 25, 1994
12	Utah	Dec. 2, 1994
11	Kansas	March 5, 1995

JESSI MURCER (1)

Ast.	Opponent	Date
11	Texas Tech	March 5, 2019

GILEYSA PENZO (2)

Ast.	Opponent	Date
11	New Mexico	Dec. 16, 2018
10	DePaul	March 16, 2019

PAM POSEY (1)

Ast.	Opponent	Date
10	Prairie View A&M	Dec. 12, 1990

DANIELLE ROBINSON (9)

Ast.	Opponent	Date
10	Creighton	Dec. 3, 2008
10	CSU-Bakersfield	Dec. 12, 2008
10	Tulsa	Dec. 21, 2008
10	Texas A&M	Jan. 18, 2009
12	Tennessee	Feb. 2, 2009
10	Louisville	April 5, 2009
10	Tennessee	Jan. 3, 2010
11	Milwaukee	Nov. 13, 2010
11	Miami (Fla.)	March 22, 2011

MANDY SIMPSON (1)

Ast.	Opponent	Date
12	Kansas	Feb. 2, 2020

NEVAEH TOT (1)

Ast.	Opponent	Date
11	UAPB	Dec. 29, 2020

» CAREER

No.	Player	Years
14	Sharee Mitchum	1992-95
9	Danielle Robinson	2008-11
8	Stacey Dales	1998-02
4	Morgan Hook	2011-14
4	Dionnah Jackson	2002-05

» SEASON

No.	Player	Year
9	Sharee Mitchum	1993-94
6	Danielle Robinson	2008-09
4	Stacey Dales	2000-01
2	Gileysa Penzo	2017-18

» CONSECUTIVE

No.	Player	Dates
3	Sharee Mitchum	Dec. 18-28, 1993
2	Sharee Mitchum	March 24-25, 1994



SINGLE-SEASON HIGHS

» POINTS PER GAME

1.	84.5	1984-85
2.	83.7	1983-84
3.	85.2	1982-83
4.	82.6	1985-86
5.	81.9	2000-01
6.	80.9	1991-92
7.	79.8	1993-94
8.	79.4	1989-90
9.	79.0	1999-00
10.	78.9	1988-89

» POINTS

1.	2,815	2001-02
2.	2,803	2008-09
3.	2,783	2000-01
4.	2,748	2005-06
5.	2,725	2009-10
6.	2,679	1983-84
7.	2,653	2010-11
8.	2,607	1999-00
9.	2,560	1985-86
10.	2,557	2013-14

» REBOUNDS

1.	1,613	2005-06
2.	1,611	2008-09
3.	1,557	2009-10
4.	1,539	2006-07
5.	1,443	1983-84
6.	1,411	2001-02
7.	1,402	2000-01
8.	1,389	2007-08
9.	1,381	1981-82
10.	1,374	2011-12

» ASSISTS

1.	677	2000-01
2.	624	2001-02
3.	617	1999-00
4.	605	2005-06
5.	604	2011-12
6.	591	2008-09
7.	575	1993-94
8.	550	1985-86
9.	548	1982-83
10.	538	1984-85

» STEALS

1.	421	1984-85
2.	402	2001-02
3.	394	1985-86
4.	387	2000-01
5.	369	1994-95
6.	368	1991-92
7.	343	1983-84
8.	333	1989-90
9.	330	1999-00
10.	316	1982-83

» BLOCKS

1.	211	2008-09
2.	200	2005-06
3.	192	2006-07
4.	190	2016-17
5.	189	2007-08
6.	142	2017-18
7.	141	1992-93
8.	137	2011-12
9.	121	1994-95
10.	116	2013-14

» FIELD GOALS

1.	1,086	1983-84
2.	1,085	2008-09
3.	1,049	1984-85
4.	1,039	1985-86
5.	1,029	2005-06
6.	1,022	2009-10
7.	1,015	2000-01
8.	1,011	2001-02
9.	952	2006-07
10.	947	1999-00

» FIELD GOAL ATTEMPTS

1.	2,372	2009-10
2.	2,308	2008-09
3.	2,259	1983-84
4.	2,214	2001-02
5.	2,202	2010-11
6.	2,182	1985-86
7.	2,180	2005-06
8.	2,151	1989-90
9.	2,134	2000-01
10.	2,119	1984-85

» FIELD GOAL PCT.

1.	495	1984-85
2.	481	1983-84
3.	480	1999-00
4.	476	2000-01
5.	476	1985-86
6.	474	1993-94
7.	472	2005-06
8.	470	2008-09
9.	469	1980-81
10.	469	2006-07

» 3-POINT FIELD GOALS

1.	251	2010-11
2.	242	2019-20
3.	230	2014-15
4.	220	2016-17
5.	217	2013-14
6.	214	2005-06
7.	211	2001-02
8.	207	2000-01
9.	205	2015-16
10.	202	2011-12

» 3-POINT FG ATTEMPTS

1.	713	2010-11
2.	664	2019-20
3.	662	2013-14
4.	660	2014-15
5.	651	2015-16
6.	643	2016-17
7.	615	2005-06
8.	603	2009-10
9.	598	2003-04
10.	589	2017-18

» 3-POINT FG PCT.

1.	397	1987-88
2.	380	2000-01
3.	369	2020-21
4.	366	2018-19
5.	366	1999-00
6.	364	2001-02
7.	364	2019-20
8.	361	1993-94
9.	360	2006-07
10.	353	1991-92

» FREE THROWS

1.	592	2013-14
2.	582	2001-02
3.	553	1998-99
4.	547	1999-00
5.	546	2000-01
6.	522	2010-11
7.	520	1981-82
8.	507	1983-84
9.	500	2011-12
10.	494	1980-81
	494	2009-10

» FREE THROW ATTEMPTS

1.	791	2013-14
2.	778	2001-02
3.	777	1981-82
4.	767	1998-99
5.	761	2000-01
6.	756	1982-83
7.	737	2005-06
8.	731	1999-00
9.	725	1983-84
10.	700	2002-03

» FREE THROW PCT.

1.	769	2010-11
2.	762	2020-21
3.	748	2013-14
	748	2001-02
	748	1999-00
6.	740	2011-12
7.	737	2009-10
8.	736	2016-17
9.	729	2003-04
10.	724	2004-05

» GAMES PLAYED

1.	38	2009-10
2.	37	2008-09
3.	36	2005-06
	36	2001-02
5.	35	2010-11
6.	34	2000-01
	34	2011-12
8.	33	Eight times

» MINUTES PLAYED

1.	7,700	2009-10
2.	7,400	2008-09
3.	7,225	2005-06
	7,225	2001-02
5.	6,900	2000-01
6.	6,825	2011-12
7.	6,727	2014-15
8.	6,675	2016-17
	6,675	2013-14
10.	6,656	2006-07

SINGLE-SEASON LEADERS



» POINTS

Player	Pts.	Season
1. Courtney Paris	788	2005-06
2. Courtney Paris	775	2006-07
3. Phylesha Whaley	686	1999-00
4. Aaryn Ellenberg	654	2012-13
5. Danielle Robinson	642	2010-11
6. Danielle Robinson	639	2009-10
7. LaNeisha Caufield	626	2001-02
8. Stacey Dales	611	2001-02
9. Courtney Paris	588	2008-09
10. Aaryn Ellenberg	580	2013-14

» POINTS PER GAME

Player	PPG	Season
1. Courtney Paris	23.5	2006-07
2. Courtney Paris	21.9	2005-06
3. Phylesha Whaley	20.8	1999-00
4. Molly McGuire	20.6	1982-83
5. Madi Williams	20.0	2020-21
6. Molly McGuire	19.7	1981-82
Tami Rogers	19.7	1989-90
8. Phylesha Whaley	19.6	1998-99
9. Aaryn Ellenberg	19.3	2013-14
10. Taylor Robertson	19.1	2019-20

» FIELD GOALS

Player	FG	Season
1. Courtney Paris	331	2005-06
2. Courtney Paris	318	2006-07
3. Phylesha Whaley	265	1999-00
4. Molly McGuire	243	1979-80
5. Danielle Robinson	240	2009-10
6. Courtney Paris	239	2007-08
7. Courtney Paris	236	2008-09
8. Danielle Robinson	235	2010-11
9. Aaryn Ellenberg	230	2012-13
10. Stacey Dales	228	2001-02

» FIELD GOAL ATTEMPTS

Player	FGA	Season
1. Courtney Paris	558	2006-07
2. Aaryn Ellenberg	542	2012-13
3. Courtney Paris	539	2005-06
4. Tami Rogers	538	1989-90
5. Danielle Robinson	516	2009-10
6. Danielle Robinson	513	2010-11
7. Phylesha Whaley	492	1999-00
8. Whitney Hand	486	2011-12
9. Amanda Thompson	484	2009-10
10. Stacey Dales	479	2001-02

» FIELD GOAL PCT. (MIN. 200 ATT.)

Player	Pct.	Season
1. Molly McGuire	.615	1980-81
2. Molly McGuire	.614	1982-83
3. Courtney Paris	.614	2005-06
4. Vionise Pierre-Louis	.611	2017-18
5. Molly McGuire	.600	1979-80
6. Kaylon Williams	.596	2014-15
7. Lisa Allison	.583	1984-85
8. Jacquetta Hurley	.576	1984-85
9. Maria Villarroel	.576	2002-03
10. Courtney Paris	.570	2006-07

» 3-POINT FIELD GOALS

Player	3FG	Season
1. Taylor Robertson	131	2019-20
2. Aaryn Ellenberg	115	2012-13
3. Taylor Robertson	105	2018-19
4. Aaryn Ellenberg	94	2010-11
5. Aaryn Ellenberg	92	2013-14
6. Erin Higgins	88	2005-06
7. Carin Stites	87	1990-91
8. Nyeshia Stevenson	86	2009-10
Taylor Robertson	86	2020-21
10. Gabbi Ortiz	84	2017-18

» 3-POINT FG ATTEMPTS

Player	3FGA	Season
1. Taylor Robertson	308	2019-20
2. Aaryn Ellenberg	278	2012-13
3. Nyeshia Stevenson	259	2009-10
4. Aaryn Ellenberg	256	2013-14
5. Carin Stites	244	1990-91
6. Aaryn Ellenberg	237	2010-11
7. Taylor Robertson	225	2018-19
8. Gabbi Ortiz	218	2017-18
Rosalind Ross	218	2001-02
10. Erin Higgins	214	2005-06

» 3-POINT FG PCT. (MIN. 2/GAME)

Player	Pct.	Season
1. Pam Pennon	.494	1995-96
2. Phylesha Whaley	.488	1999-00
3. Taylor Robertson	.467	2018-19
4. Chelsi Welch	.452	2006-07
5. Melissa Richie	.440	1993-94
6. Leah Rush	.434	2006-07
7. Taylor Robertson	.430	2020-21
8. Taylor Robertson	.425	2019-20
9. Sunny Hardeman	.416	2000-01
10. Aaryn Ellenberg	.414	2012-13

» FREE THROWS

Player	FT	Season
1. LaNeisha Caufield	191	2001-02
2. LaNeisha Caufield	183	1998-99
3. LaNeisha Caufield	173	1999-00
4. Phylesha Whaley	168	1997-98
5. Danielle Robinson	167	2010-11
6. Danielle Robinson	157	2009-10
7. Phylesha Whaley	148	1998-99
8. LaNeisha Caufield	146	2000-01
9. Sharane Campbell	139	2013-14
Courtney Paris	139	2006-07

» FREE THROW ATTEMPTS

Player	FTA	Season
1. Courtney Paris	262	2005-06
2. Courtney Paris	242	2006-07
3. LaNeisha Caufield	227	1998-99
4. LaNeisha Caufield	220	2001-02
5. Phylesha Whaley	213	1997-98
6. LaNeisha Caufield	205	1999-00
7. Courtney Paris	201	2008-09
8. Danielle Robinson	190	2010-11
9. Molly McGuire	188	2002-03
10. Vionise Pierre-Louis	184	2017-18

» FREE THROW PCT. (MIN. 60 ATT.)

Player	Pct.	Season
1. Chelsi Welch	.929	2005-06
2. Danielle Robinson	.902	2008-09
3. Taylor Robertson	.896	2019-20
4. Taylor Robertson	.889	2018-19
5. Danielle Robinson	.879	2010-11
6. Danielle Robinson	.877	2009-10
7. Sharane Campbell	.874	2013-14
8. LaNeisha Caufield	.868	2001-02
9. Leah Rush	.847	2004-05
10. Caton Hill	.845	2003-04

» REBOUNDS

Player	Reb.	Season
1. Courtney Paris	539	2005-06
2. Courtney Paris	526	2006-07
3. Courtney Paris	503	2008-09
4. Courtney Paris	466	2007-08
5. Amanda Thompson	400	2009-10
6. Shirley Fisher	399	1983-84
7. Joanna McFarland	369	2012-13
8. Molly McGuire	341	1979-80
9. Caton Hill	315	2000-01
10. Molly McGuire	295	1980-81

» REBOUNDS PER GAME

Player	Avg.	Season
1. Courtney Paris	15.9	2006-07
2. Courtney Paris	15.03	2007-08
3. Courtney Paris	14.97	2005-06
4. Courtney Paris	13.6	2008-09
5. Shirley Fisher	12.9	1983-84
6. Lisa Allison	12.3	1985-86
7. Joanna McFarland	10.5	2012-13
Amanda Thompson	10.5	2009-10
9. Molly McGuire	10.3	1979-80
Erika Notzke	10.3	1988-90

» OFFENSIVE REBOUNDS

Player	Reb.	Season
1. Courtney Paris	208	2008-09
2. Courtney Paris	187	2006-07
3. Courtney Paris	178	2007-08
4. Courtney Paris	169	2005-06
5. Amanda Thompson	151	2009-10
6. Erika Notzke	126	1998-99
7. Ashley Paris	116	2008-09
8. Joanna McFarland	112	2012-13
9. Kaylon Williams	110	2014-15
10. Abi Olajuwon	105	2009-10
Cathy Bassett	105	2009-10

» DEFENSIVE REBOUNDS

Player	Reb.	Season
1. Courtney Paris	370	2005-06
2. Courtney Paris	339	2006-07
3. Courtney Paris	295	2008-09
4. Courtney Paris	288	2007-08
5. Amanda Thompson	259	2009-10
6. Joanna McFarland	257	2012-13
7. Ashley Paris	239	2008-09
8. Caton Hill	219	2000-01
9. Diannah Jackson	183	2004-05
10. Caton Hill	179	2001-02



SINGLE-SEASON LEADERS



» Courtney Paris averaged a school-record 23.5 points and 15.9 rebounds per game to earn AP National Player of the Year honors as a sophomore in 2006-07. OU finished 28-5 that season and advanced to the Sweet 16.

» ASSISTS

Player	Ast.	Season
1. Stacey Dales.....	248	2000-01
2. Sharee Mitchum.....	242	1993-94
3. Danielle Robinson.....	217	2008-09
4. Danielle Robinson.....	202	2009-10
5. Stacey Dales.....	190	1999-00
6. Morgan Hook.....	186	2012-13
7. Danielle Robinson.....	177	2010-11
8. Stacey Dales.....	176	2001-02
9. Diannah Jackson.....	173	2004-05
10. Diannah Jackson.....	165	2003-04

» STEALS

Player	Stl.	Season
1. LaNeisha Caufield.....	135	2000-01
2. Pam Pennon.....	109	1995-96
3. Vickie Green.....	100	1985-86
4. LaNeisha Caufield.....	97	2001-02
5. LaNeisha Caufield.....	96	1999-00
6. Danielle Robinson.....	87	2010-11
7. Pam Pennon.....	84	1994-95
8. Jacquetta Hurley.....	83	1984-85
9. Stacey Dales.....	82	1999-00
10. Danielle Robinson.....	82	2008-09

» MINUTES AVERAGE

Player	Avg.	Season
1. Taylor Robertson.....	38.3	2020-21
2. Taylor Robertson.....	37.7	2019-20
3. Angie Alexander.....	37.6	1990-91
4. Gabby Gregory.....	37.5	2020-21
5. Cathy Bassett.....	36.6	1990-91
6. Gabbi Ortiz.....	36.5	2017-18
Phylesha Whaley.....	36.5	1997-98
8. Whitney Hand.....	36.2	2011-12
9. Erika Notzke.....	35.9	1988-89
Roxanne Long.....	35.9	1997-98

» BLOCKS

Player	Blk.	Season
1. Courtney Paris.....	119	2005-06
2. Courtney Paris.....	111	2006-07
3. Courtney Paris.....	108	2007-08
Courtney Paris.....	108	2008-09
5. LaNae Jones.....	78	1995-96
6. Vionise Pierre-Louis.....	77	2017-18
7. Vionise Pierre-Louis.....	71	2016-17
8. Nancy Mulkey.....	62	2016-17
9. Nicole Griffin.....	58	2012-13
10. Nicole Griffin.....	57	2011-12

» MINUTES PLAYED

Player	Min.	Season
1. Nyeshia Stevenson.....	1,354	2009-10
2. Danielle Robinson.....	1,333	2009-10
3. Amanda Thompson.....	1,282	2009-10
4. Whitney Hand.....	1,230	2011-12
5. LaNeisha Caufield.....	1,181	2001-02
6. Erin Higgins.....	1,179	2005-06
7. Aaryn Ellenberg.....	1,163	2012-13
8. Danielle Robinson.....	1,150	2010-11
9. Phylesha Whaley.....	1,134	1999-00
10. Taylor Robertson.....	1,132	2019-20

CAREER LEADERS



» GAMES PLAYED

Player	G	Seasons
1. Jasmine Hartman.....	143	2009-13
2. Danielle Robinson.....	141	2008-11
3. Caton Hill.....	140	2000-04
4. Amanda Thompson.....	138	2007-10
5. Morgan Hook.....	137	2011-14
Ashley Paris.....	137	2006-09
Courtney Paris.....	137	2006-09
8. Joanna McFarland.....	136	2010-13
9. Sharane Campbell-Olds.....	135	2012-15
10. Aaryn Ellenberg.....	134	2011-14

» GAMES STARTED

Player	Starts	Seasons
1. Danielle Robinson.....	140	2008-11
2. Caton Hill.....	139	2000-04
3. Courtney Paris.....	136	2006-09
4. LaNeisha Caufield.....	132	1999-02
Stacey Dales.....	132	1998-02
6. Aaryn Ellenberg.....	131	2011-14
7. Erin Higgins.....	123	2003-07
8. Gabbi Ortiz.....	121	2015-18
9. Leah Rush.....	116	2004-07
Phylesha Whaley.....	116	1997-00

» MINUTES PLAYED

Player	Min.	Seasons
1. Danielle Robinson.....	4,579	2008-11
2. LaNeisha Caufield.....	4,287	1999-02
3. Stacey Dales.....	4,199	1998-02
4. Courtney Paris.....	4,143	2006-09
5. Dionnah Jackson.....	4,051	2002-05
6. Erin Higgins.....	4,046	2003-07
7. Phylesha Whaley.....	4,025	1998-00
8. Gabbi Ortiz.....	3,970	2015-18
9. Caton Hill.....	3,883	2000-04
10. Ashley Paris.....	3,526	2006-09

» POINTS

Player	Pts.	Seasons
1. Courtney Paris.....	2,729	2006-09
2. Aaryn Ellenberg.....	2,328	2011-14
3. Phylesha Whaley.....	2,187	1997-00
4. Molly McGuire.....	2,147	1980-83
5. Danielle Robinson.....	2,138	2008-11
6. LaNeisha Caufield.....	2,125	1999-02
7. Stacey Dales.....	1,920	1998-02
8. Caton Hill.....	1,653	2000-04
Jacquetta Hurley.....	1,653	1983-86
10. Lynn McCurdy.....	1,511	1981-84
Angi Guffy.....	1,511	1992-95
12. Dionnah Jackson.....	1,491	2002-05
13. Etta Maytubby.....	1,451	1993-96
14. Leah Rush.....	1,427	2004-07
15. Sharane Campbell-Olds.....	1,391	2012-15

» POINTS PER GAME

Player	Avg.	Seasons
1. Courtney Paris.....	19.9	2006-09
2. Phylesha Whaley.....	18.9	1997-00
3. Molly McGuire.....	18.7	1980-83
4. Barbara Johnson.....	18.1	1979
5. Aaryn Ellenberg.....	17.4	2011-14
6. Erin Schreiber.....	17.1	1979
7. Taylor Robertson.....	16.5	2018-pres.
8. Carin Stites.....	16.2	1991-92
9. LaNeisha Caufield.....	16.1	1999-02
10. Madi Williams.....	15.5	2018-pres.

» FIELD GOALS

Player	FG	Seasons
1. Courtney Paris.....	1,124	2006-09
2. Molly McGuire.....	859	1980-83
3. Aaryn Ellenberg.....	825	2011-14
4. Danielle Robinson.....	810	2008-11
5. Phylesha Whaley.....	777	1997-00
6. Stacey Dales.....	719	1998-02
7. LaNeisha Caufield.....	679	1999-02
8. Jacquetta Hurley.....	670	1983-86
9. Caton Hill.....	611	2000-04
10. Lynn McCurdy.....	608	1981-84

» FIELD GOAL ATTEMPTS

Player	FGA	Seasons
1. Aaryn Ellenberg.....	2,025	2011-14
2. Courtney Paris.....	1,941	2006-09
3. Danielle Robinson.....	1,676	2008-11
4. Stacey Dales.....	1,621	1998-02
5. Phylesha Whaley.....	1,594	1997-00
6. Molly McGuire.....	1,433	1980-83
7. LaNeisha Caufield.....	1,427	1999-02
8. Lynn McCurdy.....	1,323	1981-84
9. Caton Hill.....	1,292	2000-04
10. Tami Rogers.....	1,273	1986-90

» FIELD GOAL PCT. (MIN. 800 ATT.)

Player	Pct.	Seasons
1. Molly McGuire.....	599	1980-83
2. Courtney Paris.....	569	2006-09
3. Vionise Pierre-Louis.....	562	2015-18
4. Angi Guffy.....	552	1992-95
5. Kaylon Williams.....	541	2012-16
6. Jacquetta Hurley.....	533	1983-86
7. Mandy Wade.....	509	1992-95
8. Lisa Allison.....	508	1984-87
9. Ashley Paris.....	508	2006-09
10. Phylesha Whaley.....	487	1997-00

» 3-POINT FIELD GOALS

Player	3FG	Seasons
1. Aaryn Ellenberg.....	376	2011-14
2. Taylor Robertson.....	322	2018-pres.
3. Erin Higgins.....	268	2003-07
4. Gabbi Ortiz.....	215	2015-18
5. Morgan Hook.....	189	2011-14
6. Etta Maytubby.....	174	1993-96
7. Nyeshia Stevenson.....	167	2007-10
8. Whitney Hand.....	164	2009-13
9. Peyton Little.....	161	2015-17
10. Chelsi Welch.....	144	2003-07

» 3-POINT FG ATTEMPTS

Player	3FGA	Seasons
1. Aaryn Ellenberg.....	975	2011-14
2. Taylor Robertson.....	921	2018-pres.
3. Erin Higgins.....	729	2003-07
4. Gabbi Ortiz.....	627	2015-18
5. Etta Maytubby.....	537	1993-96
6. Morgan Hook.....	524	2011-14
7. Nyeshia Stevenson.....	492	2007-10
8. Peyton Little.....	472	2015-17
9. Whitney Hand.....	472	2009-13
10. Chelsi Welch.....	414	2003-07

» 3-POINT FG PCT. (MIN. 200 ATT.)

Player	Pct.	Seasons
1. Taylor Robertson.....	439	2018-pres.
2. Pam Pennon.....	417	1995-96
3. Phylesha Whaley.....	401	1997-00
4. Caton Hill.....	396	2000-04
5. Aaryn Ellenberg.....	386	2011-14
6. Rosalind Ross.....	376	2001-02
7. Carin Stites.....	370	1991-92
8. Melissa Ritchie.....	368	1992-95
9. Sunny Hardeman.....	367	1998-01
10. Morgan Hook.....	361	2011-14

» FREE THROWS

Player	FT	Seasons
1. LaNeisha Caufield.....	693	1999-02
2. Phylesha Whaley.....	552	1997-00
3. Danielle Robinson.....	511	2008-11
4. Courtney Paris.....	481	2006-09
5. Sharane Campbell-Olds.....	442	2011-14
6. Molly McGuire.....	429	1980-83
7. Angi Guffy.....	354	1992-95
8. Stacey Dales.....	346	1998-02
9. Lynn McCurdy.....	337	1981-84
Vionise Pierre-Louis.....	337	2015-18

» FREE THROW ATTEMPTS

Player	FTA	Seasons
1. Courtney Paris.....	880	2006-09
2. LaNeisha Caufield.....	826	1999-02
3. Phylesha Whaley.....	710	1997-00
4. Danielle Robinson.....	600	2008-11
5. Molly McGuire.....	588	1980-83
6. Sharane Campbell-Olds.....	574	2011-14
7. Stacey Dales.....	504	1998-02
8. Vionise Pierre-Louis.....	488	2015-18
9. LaNae Jones.....	482	1993-96
10. Dionnah Jackson.....	468	2002-05
Angi Guffy.....	468	1992-95

» FREE THROW PCT. (MIN. 200 ATT.)

Player	Pct.	Seasons
1. Taylor Robertson.....	914	2018-pres.
2. Chelsi Welch.....	855	2003-07
3. Danielle Robinson.....	852	2008-11
4. Gabbi Ortiz.....	839	2015-18
5. LaNeisha Caufield.....	839	1999-02
6. Tami Rogers.....	811	1986-90
7. Caton Hill.....	799	2000-04
8. Leah Rush.....	795	2004-07
9. Aaryn Ellenberg.....	789	2011-14



CAREER LEADERS

» REBOUNDS

Player	Reb.	Seasons
1. Courtney Paris	2,034	2006-09
2. Molly McGuire	1,071	1980-83
3. Ashley Paris	1,064	2006-09
4. Caton Hill	1,052	2000-04
5. Amanda Thompson	940	2007-10
6. Joanna McFarland	910	2010-13
7. Phylesha Whaley	892	1997-00
8. Dionnah Jackson	829	2002-05
9. Vionise Pierre-Louis	801	2015-18
10. Janet Freeman-Southard	800	1979-82

» REBOUNDS PER GAME

Player	Avg.	Seasons
1. Courtney Paris	14.8	2006-09
2. Barbara Johnson	9.5	1979
3. Molly McGuire	9.3	1980-83
4. Shirley Fisher	9.0	1983-85
5. Terri Adams	8.8	1980
6. Tina Taylor	8.0	1996-97
7. Erin Schreiber	7.9	1981
8. Ashley Paris	7.8	2006-09
9. Phylesha Whaley	7.7	1997-00
10. Caton Hill	7.5	2000-04

» OFFENSIVE REBOUNDS

Player	Reb.	Seasons
1. Courtney Paris	742	2006-09
2. Ashley Paris	350	2006-09
3. Amanda Thompson	342	2007-10
4. Kaylon Williams	341	2012-16
5. Joanna McFarland	314	2010-13
6. Phylesha Whaley	313	1997-00
7. Caton Hill	304	2000-04
8. Vionise Pierre-Louis	263	2015-18
9. Stacey Dales	235	1998-02
10. Leah Rush	233	2004-07

» DEFENSIVE REBOUNDS

Player	Reb.	Seasons
1. Courtney Paris	1,292	2006-07
2. Caton Hill	745	2000-04
3. Ashley Paris	714	2006-09
4. Dionnah Jackson	626	2002-05
5. Joanna McFarland	596	2010-13
6. Amanda Thompson	592	2007-10
7. Phylesha Whaley	579	1997-00
8. Vionise Pierre-Louis	538	2015-18
9. Stacey Dales	486	1998-02
10. Angi Guffy	485	1992-95

» ASSISTS

Player	Ast.	Seasons
1. Stacey Dales	764	1998-02
2. Danielle Robinson	726	2008-11
3. Dionnah Jackson	606	2002-05
4. Sharee Mitchum	601	1992-95
5. Morgan Hook	507	2011-14
6. Gabbi Ortiz	383	2015-18
7. LaNeisha Caufield	377	1999-02
8. Angie Alexander	367	1989-92
9. Brittany Brown	322	2004-07
10. Etta Maytubby	302	1993-96

» BLOCKS

Player	Blk.	Seasons
1. Courtney Paris	446	2006-09
2. LaNae Jones	243	1993-96
3. Vionise Pierre-Louis	221	2015-18
4. Nicole Griffin	197	2011-14
5. Amanda Thompson	122	2007-10
6. Ashley Paris	114	2006-09
7. Angi Guffy	99	1992-95
8. Lisa Allison	84	1984-87
Jacquetta Hurley	84	1983-86
10. Kaylon Williams	77	2012-16

» STEALS

Player	Stl.	Seasons
1. LaNeisha Caufield	402	1999-02
2. Danielle Robinson	309	2008-11
3. Jacquetta Hurley	280	1983-86
4. Dionnah Jackson	265	2002-05
5. Stacey Dales	250	1998-02
6. LaTrenda Phillips	232	1984-87
7. Caton Hill	217	2000-04
8. Etta MayTubby	205	1993-96
Lynn McCurdy	205	1981-84
10. Angie Alexander	203	1989-92

» DOUBLE-DOUBLES

Player	Dbl-DbL	Seasons
1. Courtney Paris	128	2006-09
2. Molly McGuire	54	1980-83
3. Caton Hill	33	2000-04
4. Ashley Paris	33	2006-09
Jacquetta Hurley	33	1983-86
6. Phylesha Whaley	25	1997-00
7. Jo Mosley	22	1986-89
8. Vionise Pierre-Louis	21	2015-18
9. Joanna McFarland	20	2010-13
10. Amanda Thompson	19	2007-10

» DOUBLE-DIGIT SCORING GAMES

Player	Tot.	Seasons
1. Courtney Paris	134	2006-09
2. Aaryn Ellenberg	112	2011-14
3. LaNeisha Caufield	108	1999-02
4. Stacey Dales	104	1998-09
5. Phylesha Whaley	102	1997-00
6. Molly McGuire	100	1980-83
7. Jacquetta Hurley	92	1983-86
8. Caton Hill	90	2000-04
9. Dionnah Jackson	81	2002-05
10. Lynn McCurdy	78	1981-84



» Two-time Big 12 Player of the Year Stacey Dales is the program's all-time leader in assists. She earned All-America honors as a junior and a senior, and guided the Sooners to their first Final Four appearance in 2002.

YEAR-BY-YEAR STATISTICS



YEAR	W-L	FGM	FGA	FG%	3FGM	3FGA	3FG%	FTM	FTA	FT%	REB	AVG	PTS	AVG
1974-75*	2-14	-	-	-	-	-	-	-	-	-	-	-	-	-
1975-76	3-14	287	1045	.274	-	-	-	146	271	.539	NA	NA	737	43.3
1976-77^	4-20	490	1377	.356	-	-	-	194	389	.499	620	29.5	1174	55.9
1977-78	20-12	937	2183	.429	-	-	-	357	595	.602	1082	34.3	2231	69.8
1978-79	13-16	721	1700	.424	-	-	-	312	491	.635	971	33.5	1754	60.5
1979-80	17-16	863	2012	.431	-	-	-	294	475	.619	1345	40.8	2030	61.5
1980-81	21-11	917	1956	.469	-	-	-	494	695	.711	1327	42.8	2328	75.1
1981-82	17-14	854	1988	.430	-	-	-	520	777	.669	1381	44.5	2228	71.9
1982-83	17-11	927	1982	.468	-	-	-	476	756	.630	1287	46.0	2330	83.2
1983-84	22-10	1086	2259	.481	-	-	-	507	725	.699	1443	45.1	2679	83.7
1984-85	23-7	1049	2119	.495	-	-	-	437	681	.641	1295	43.2	2535	84.5
1985-86	24-7	1039	2182	.476	-	-	-	482	699	.690	1299	41.9	2560	82.6
1986-87	18-10	876	1938	.452	-	-	-	386	591	.653	1131	40.4	2140	76.4
1987-88	14-13	855	1990	.430	77	194	.397	339	522	.649	1183	43.8	2126	78.7
1988-89	11-16	903	2012	.449	22	77	.299	301	442	.681	1177	43.6	2129	78.9
1989-90	7-22	893	2151	.415	67	213	.315	451	634	.711	1199	41.3	2304	79.4
1990-91	10-18	796	1857	.428	159	468	.339	338	520	.650	1065	37.8	2089	74.6
1991-92	17-12	907	1968	.461	130	368	.353	421	619	.680	1066	36.8	2346	80.9
1992-93	12-15	699	1581	.442	80	293	.273	384	591	.650	1064	39.4	1865	69.1
1993-94	18-12	908	1915	.474	163	451	.361	413	610	.677	1271	42.2	2392	79.8
1994-95	22-9	901	1988	.453	153	484	.316	451	673	.670	1206	38.9	2412	77.8
1995-96	12-15	722	1718	.420	166	476	.349	364	562	.648	1053	39.0	1974	73.1
1996-97	5-22	587	1519	.386	128	414	.309	348	520	.669	1006	37.3	1650	61.1
1997-98	8-19	623	1567	.398	155	466	.333	427	629	.679	1025	38.0	1828	67.7
1998-99	15-14	733	1640	.447	103	333	.309	621	851	.730	1156	39.9	2190	75.5
1999-00	25-8	947	1974	.480	166	454	.366	547	731	.748	1277	38.7	2607	79.0
2000-01	28-6	1015	2134	.476	207	545	.380	546	761	.717	1402	41.2	2783	81.9
2001-02	32-4	1011	2214	.457	211	580	.364	582	778	.748	1411	39.2	2815	78.2
2002-03	19-13	755	1812	.417	136	456	.298	493	700	.704	1281	40.0	2139	66.8
2003-04	24-9	842	1936	.435	191	598	.319	458	628	.729	1343	40.7	2333	70.7
2004-05	17-13	756	1796	.421	189	571	.331	370	511	.724	1188	39.6	2071	69.0
2005-06	31-5	1029	2180	.472	214	615	.348	476	737	.646	1613	44.8	2748	76.3
2006-07	28-5	952	2029	.469	181	503	.360	444	688	.645	1539	46.6	2529	76.6
2007-08	22-9	911	2019	.451	113	399	.283	322	495	.651	1389	44.8	2257	72.8
2008-09	32-5	1085	2308	.470	177	540	.328	456	674	.677	1611	43.5	2803	75.8
2009-10	27-11	1022	2372	.431	187	603	.310	494	670	.737	1552	40.8	2725	71.7
2010-11	23-12	940	2202	.427	251	713	.352	522	679	.769	1371	39.2	2653	75.8
2011-12	21-13	853	2008	.425	202	582	.347	500	676	.740	1374	40.4	2408	70.8
2012-13	24-11	879	2077	.423	272	743	.366	512	697	.735	1412	40.3	2542	72.6
2013-14	18-15	874	1994	.438	317	662	.328	592	791	.748	1321	40.0	2557	77.5
2014-15	21-12	877	2014	.435	230	660	.348	481	690	.697	1264	38.3	2465	74.7
2015-16	22-11	819	1981	.413	205	651	.315	454	638	.712	1285	38.9	2297	69.6
2016-17	23-10	868	2093	.415	220	643	.342	485	659	.736	1298	39.3	2441	74.0
2017-18	16-15	848	1924	.441	197	589	.334	464	470	.693	1190	38.4	2357	76.0
2018-19	8-22	764	1808	.423	200	546	.366	433	649	.667	1176	39.2	2161	72.0
2019-20 ⁸	12-18	813	1903	.427	242	664	.364	423	586	.722	1151	38.4	2291	76.4
2020-21	12-12	630	1388	.454	195	531	.369	308	404	.762	775	32.3	1764	73.5

* Statistics unavailable

^ Reflects 21 of 24 games that season

⁸ Season ended prior to the Big 12 Conference tournament due to COVID-19 pandemic



YEAR-BY-YEAR LEADERS

» SCORING AVERAGE

Year	Player	G	Pts.	Avg.
1974-75	Julie Arrington	16	137	8.6
1975-76	Jo Stottsberry	16	193	12.0
1976-77	Mary Lane	24	344	14.3
1977-78	Vickie McCann	26	341	13.6
1978-79	Barbara Johnson	29	524	18.1
1979-80	Molly McGuire	33	579	17.5
1980-81	Molly McGuire	31	540	17.4
1981-82	Molly McGuire	23	452	19.7
1982-83	Molly McGuire	28	576	20.6
1983-84	Lynn McCurdy	32	530	16.6
1984-85	Jacquetta Hurley	30	515	17.2
1985-86	Vickie Green	31	458	14.8
1986-87	LaTrenda Phillips	28	361	12.9
1987-88	Jo Mosley	24	357	14.9
1988-89	Jo Mosley	26	439	16.9
1989-90	Tami Rogers	29	571	19.7
1990-91	Carin Stites	28	517	18.4
1991-92	Angi Guffy	29	444	15.3
1992-93	Angi Guffy	27	403	14.9
1993-94	Etta Maytubby	28	413	14.8
1994-95	Mandy Wade	30	423	14.1
1995-96	Pam Pennon	27	388	14.4
1996-97	Phylesha Whaley	27	386	14.3
1997-98	Phylesha Whaley	27	546	20.2
1998-99	Phylesha Whaley	29	569	19.6
1999-00	Phylesha Whaley	33	686	20.8
2000-01	Stacey Dales	34	543	16.0
2001-02	LaNeisha Caufield	36	626	17.4
2002-03	Maria Villarroel	32	480	15.0
2003-04	Maria Villarroel	33	472	14.3
2004-05	Leah Rush	30	465	15.5
2005-06	Courtney Paris	36	788	21.9
2006-07	Courtney Paris	33	775	23.5
2007-08	Courtney Paris	31	578	18.6
2008-09	Courtney Paris	37	588	15.9
2009-10	Danielle Robinson	38	639	16.8
2010-11	Danielle Robinson	35	642	18.3
2011-12	Aaryn Ellenberg	34	528	15.5
2012-13	Aaryn Ellenberg	35	654	18.7
2013-14	Aaryn Ellenberg	30	580	19.3
2014-15	Peyton Little	33	417	12.6
2015-16	Kaylon Williams	33	410	12.4
2016-17	Maddie Manning	30	378	12.6
2017-18	Vionise Pierre-Louis	31	477	15.9
2018-19	Ana Llanusa	20	365	18.3
2019-20	Taylor Robertson	30	573	19.1
2020-21	Madi Williams	21	420	20.0

» REBOUNDED AVERAGE

Year	Player	G	Rebs.	Avg.
1974-75	Julie Arrington	16	129	8.1
1975-76	No statistics available			
1976-77	Gale Frasier	21	132	9.4
1977-78	Teressa Ray	32	230	7.2
1978-79	Barbara Johnson	29	276	9.5
1979-80	Molly McGuire	33	341	10.3
1980-81	Molly McGuire	31	295	9.5



» Molly McGuire was the first player to lead the Sooners in scoring in four consecutive seasons. McGuire was also the first player to average more than 20 points during one year, scoring 20.6 per contest in the 1982-83 season.

1981-82	Janet Freeman	31	219	7.1
1982-83	Molly McGuire	28	238	8.5
1983-84	Lynn McCurdy	32	212	6.6
1984-85	Jacquetta Hurley	30	236	7.9
1985-86	Jacquetta Hurley	31	189	6.1
1986-87	Jo Mosley	28	202	7.2
1987-88	Jo Mosley	24	194	8.1
1988-89	Erika Notzke	27	278	10.3
1989-90	Tami Rogers	29	237	8.2
1990-91	Cathy Bassett	28	245	8.7
1991-92	Angi Guffy	29	204	7.0
1992-93	LaNae Jones	27	175	6.5
1993-94	Mandy Wade	30	209	7.0
1994-95	Mandy Wade	30	190	6.3
1995-96	LaNae Jones	27	187	6.9
1996-97	Tina Taylor	25	218	8.7
1997-98	Phylesha Whaley	27	220	8.1
1998-99	Phylesha Whaley	29	218	7.5
1999-00	Phylesha Whaley	33	261	7.9
2000-01	Caton Hill	34	315	9.3
2001-02	Caton Hill	36	250	6.9
2002-03	Theresa Schuknecht	32	212	6.6
2003-04	Maria Villarroel	33	211	6.4
2004-05	Dionniah Jackson	30	255	8.5
2005-06	Courtney Paris	36	539	15.0
2006-07	Courtney Paris	33	526	15.9
2007-08	Courtney Paris	31	466	15.0
2008-09	Courtney Paris	37	503	13.6
2009-10	Amanda Thompson	38	400	10.5
2010-11	Joanna McFarland	35	232	6.6
2011-12	Whitney Hand	34	241	7.1
2012-13	Joanna McFarland	35	369	10.5
2013-14	Sharane Campbell	33	178	5.4
2014-15	Kaylon Williams	32	212	6.6
2015-16	Kaylon Williams	33	234	7.1
2016-17	Vionise Pierre-Louis	33	251	7.9
2017-18	Vionise Pierre-Louis	31	262	8.7
2018-19	Madi Williams	30	241	8.0
2019-20	Madi Williams	30	218	7.3
2020-21	Madi Williams	21	108	5.1

YEAR-BY-YEAR LEADERS



» ASSISTS AVERAGE

Year	Player	G	Ast.	Avg.
1980-81	Janet Gabriel		93	
1981-82	Ladanah Sanders		100	
1982-83	Sandy Hetherington		120	
1983-84	Shirley Fisher		131	
1984-85	Viki Streets		116	
1985-86	Viki Streets		126	
1986-87	Margaret McKeon		111	
1987-88	Margaret McKeon		149	
1988-89	Tami Rogers	27	106	3.9
1989-90	Tami Rogers	29	95	3.3
1990-91	Angie Alexander	28	127	4.5
1991-92	Angie Alexander	29	125	4.3
1992-93	Sharee Mitchum	27	134	5.0
1993-94	Sharee Mitchum	30	242	8.1
1994-95	Sharee Mitchum	31	156	5.0
1995-96	Pam Pannon	27	119	4.4
1996-97	Roxanne Long	27	86	3.2
1997-98	Shonika Breedlove	27	112	4.2
1998-99	Stacey Dales	29	150	5.2
1999-00	Stacey Dales	33	190	5.8
2000-01	Stacey Dales	34	248	7.3
2001-02	Stacey Dales	36	176	4.9
2002-03	Dionnah Jackson	32	164	5.1
2003-04	Dionnah Jackson	33	165	5.0
2004-05	Dionnah Jackson	30	173	5.8
2005-06	Britney Brown	36	154	4.3
2006-07	Britney Brown	31	90	2.9
2007-08	Danielle Robinson	31	131	4.2
2008-09	Danielle Robinson	37	217	5.9
2009-10	Danielle Robinson	38	202	5.3
2010-11	Danielle Robinson	35	177	5.1
2011-12	Whitney Hand	34	140	4.1
2012-13	Morgan Hook	35	186	5.3
2013-14	Morgan Hook	33	162	4.9
2014-15	Gabbi Ortiz	33	117	3.5
2015-16	T'ona Edwards	33	101	3.1
2016-17	Gabbi Ortiz	33	121	3.7
2017-18	Gileysa Penzo	31	73	2.4
2018-19	Shaina Pellington	23	64	2.8
2019-20	Mandy Simpson	30	86	2.9
2020-21	Neveah Tot	24	103	4.3

» BLOCKS PER GAME

Year	Player	G	Blk.	Avg.
1989-90	Marla Duncan	28	29	1.0
1990-91	Cathy Bassett	28	30	1.1
1991-92	Angi Guffy	29	35	1.2
1992-93	LaNae Jones	27	64	2.4
1993-94	LaNae Jones	29	53	1.8
1994-95	LaNae Jones	31	48	1.5
1995-96	LaNae Jones	27	78	2.9
1996-97	Tina Taylor	25	10	0.4
1997-98	Roxanne Long	27	11	0.4
	Jamie Anderson	27	11	0.4
1998-99	Stacey Dales	29	16	0.6
1999-00	Caton Hill	33	13	0.4

2000-01	Jennifer Cunningham	19	26	1.4
2001-02	Stacey Dales	36	9	0.3
	Dionnah Jackson	36	9	0.3
	Rosalind Ross	36	9	0.3
2002-03	Maria Villarroel	32	21	0.7
2003-04	Dionnah Jackson	33	22	0.7
2004-05	Dionnah Jackson	30	26	0.9
2005-06	Courtney Paris	36	119	3.3
2006-07	Courtney Paris	33	111	3.4
2007-08	Courtney Paris	31	108	3.5
2008-09	Courtney Paris	37	108	2.9
2009-10	Amanda Thompson	38	36	0.9
2010-11	Nicole Griffin	30	26	0.9
2011-12	Nicole Griffin	34	57	1.7
2012-13	Nicole Griffin	35	58	1.7
2013-14	Nicole Griffin	33	56	1.7
2014-15	Vionise Pierre-Louis	31	22	0.7
2015-16	Vionise Pierre-Louis	33	51	1.6
2016-17	Vionise Pierre-Louis	33	71	2.2
2017-18	Vionise Pierre-Louis	31	77	2.6
2018-19	Ijeoma Odingbe	28	24	0.8
2019-20	Nydia Lampkin	30	17	0.6
2020-21	Madi Williams	21	13	0.6

» STEALS PER GAME

Year	Player	G	Stl.	Avg.
1989-90	Dana Posey	25	68	2.7
1990-91	Carin Stites	28	68	2.4
1991-92	Angie Alexander	29	62	2.1
1992-93	Sharee Mitchum	27	65	2.4
1993-94	Etta Maytubby	28	52	1.9
1994-95	Pam Pannon	31	84	2.7
1995-96	Pam Pannon	27	109	4.0
1996-97	Tina Taylor	25	60	2.4
1997-98	Shonika Breedlove	27	41	1.5
1998-99	LaNeisha Caufield	29	74	2.6
1999-00	LaNeisha Caufield	33	96	2.9
2000-01	LaNeisha Caufield	34	135	4.0
2001-02	LaNeisha Caufield	36	97	2.7
2002-03	Dionnah Jackson	32	64	2.0
2003-04	Dionnah Jackson	33	75	2.3
2004-05	Dionnah Jackson	30	65	2.2
2005-06	Kendra Moore	36	40	1.1
2006-07	Kendra Moore	33	36	1.1
	Jenna Plumley	32	35	1.1
2007-08	Danielle Robinson	31	69	2.2
2008-09	Danielle Robinson	37	82	2.2
2009-10	Danielle Robinson	38	71	1.9
2010-11	Danielle Robinson	35	87	2.5
2011-12	Aaryn Ellenberg	34	60	1.8
2012-13	Aaryn Ellenberg	35	46	1.3
2013-14	Aaryn Ellenberg	30	59	2.0
2014-15	Sharane Campbell	33	39	1.2
2015-16	Maddie Manning	32	53	1.7
2016-17	Maddie Manning	30	60	2.0
2017-18	Maddie Manning	31	60	1.9
2018-19	Ana Llanusa	20	38	1.3
2019-20	Ana Llanusa	23	52	2.3
2020-21	Madi Williams	21	43	2.0



FRESHMAN CATEGORY LEADERS

» GAMES PLAYED

Player	G	Year
1. Joanna McFarland.....	38.....	2009-10
2. Ashley Paris	36.....	2005-06
Courtney Paris.....	36.....	2005-06
Diannah Jackson.....	36.....	2001-02
5. Aaryn Ellenberg.....	35.....	2010-11
Jasmine Hartman.....	35.....	2008-09
Morgan Hook.....	35.....	2010-11
Nicole Kornet.....	35.....	2012-13
9. Sharane Campbell.....	34.....	2011-12
DaShawn Harden.....	34.....	2011-12

» GAMES STARTED

Player	GS	Year
1. Courtney Paris.....	36.....	2005-06
2. Gabbi Ortiz.....	33.....	2014-15
Aaryn Ellenberg.....	33.....	2010-11
Whitney Hand.....	33.....	2008-09
Caton Hill.....	33.....	2001-02
Molly McGuire.....	33.....	1979-80
7. Chelsi Welch.....	32.....	2002-03
8. Mandi Miller.....	31.....	1983-84
9. Erin Higgins.....	30.....	2003-04
Danielle Robinson.....	30.....	2007-08

» MINUTES PER GAME

Player	MPG	Year
1. Danielle Robertson.....	33.8	2018-19
Danielle Robinson.....	32.6	2007-08
Gabbi Ortiz.....	32.3	2014-15
Stacey Dales.....	32.0	1998-99
5. LaNeisha Caufield.....	31.9	1998-99
6. Nevaeh Tot.....	31.5	2020-21
7. Chelsi Welch.....	31.4	2002-03
8. Angi Guffy.....	29.8	1991-92
9. Ana Llanusa.....	29.5	2017-18
10. Erin Higgins.....	29.3	2003-04

» POINTS

Player	Pts.	Year
1. Courtney Paris.....	788	2005-06
2. Molly McGuire.....	579	1979-80
3. Aaryn Ellenberg.....	566	2010-11
4. Erin Schreiber.....	530	1980-81
5. LaNeisha Caufield.....	457	1998-99
6. Angi Guffy.....	444	1991-92
7. Taylor Robertson.....	429	2018-19
8. Joyce Parker.....	407	1976-77
9. Shaina Pellington.....	407	2017-18
10. Chelsi Welch.....	386	2002-03
Phylesha Whaley.....	386	1996-97

» POINTS PER GAME

Player	PPG	Year
1. Courtney Paris.....	21.9	2005-06
2. Molly McGuire.....	17.5	1979-80
3. Erin Schreiber.....	17.1	1980-81
4. Aaryn Ellenberg.....	16.2	2010-11
5. LaNeisha Caufield.....	15.8	1998-99
6. Angi Guffy.....	15.3	1991-92
7. Taylor Robertson.....	14.3	2018-19
Phylesha Whaley.....	14.3	1996-97
Mary Lane.....	14.3	1976-77
10. Vicky Lane.....	13.6	1977-78

» FIELD GOALS

Player	FG	Year
1. Courtney Paris.....	331	2005-06
2. Molly McGuire.....	243	1979-80
3. Erin Schreiber.....	205	1980-81
4. Aaryn Ellenberg.....	204	2010-11
5. Shaina Pellington.....	163	2017-18
6. Angi Guffy.....	162	1991-92
7. Danielle Robinson.....	155	2007-08
8. Joyce Parker.....	149	1977-78
9. Mary Lane.....	146	1976-77
10. Theresa Ray.....	139	1977-78

» FIELD GOAL ATTEMPTS

Player	FGA	Year
1. Courtney Paris.....	539	2005-06
2. Aaryn Ellenberg.....	519	2010-11
3. Mary Lane.....	414	1976-77
4. Molly McGuire.....	405	1979-80
5. Erin Schreiber.....	395	1980-81
6. Chelsi Welch.....	354	2002-03
7. Janet Freeman-Southard.....	339	1978-79
8. Stacey Dales.....	331	1998-99
Shaina Pellington.....	331	2017-18
10. Danielle Robinson.....	323	2007-08
Vicki McCann.....	323	1977-78

» FIELD GOAL PCT. (MIN. 60 ATT.)

Player	Pct.	Year
1. Nicole Griffin.....	.674	2010-11
2. Courtney Paris.....	.614	2005-06
3. Molly McGuire.....	.600	1979-80
4. Angi Guffy.....	.566	1991-92
5. Sherri Black.....	.543	1991-92
6. Nancy Mulkey.....	.520	2016-17
7. Diannah Jackson.....	.518	2001-02
8. Jadrea Seeley.....	.502	1999-00
9. Vionise Pierre-Louis.....	.495	2014-15
10. Shaina Pellington.....	.492	2017-18

» 3-POINT FIELD GOALS

Player	3FG	Year
1. Taylor Robertson.....	105	2018-19
2. Aaryn Ellenberg.....	94	2010-11
3. Whitney Hand.....	62	2008-09
4. Erin Higgins.....	59	2003-04
5. Morgan Hook.....	54	2010-11
6. Gabbi Ortiz.....	49	2014-15
7. Ana Llanusa.....	45	2017-18
8. Chelsi Welch.....	44	2002-03
9. Gabby Gregory.....	43	2019-20
10. Nicole Kornet.....	30	2012-13



» LaNeisha Caufield is the OU freshman record holder for free throws made and steals. Caufield ranks in the top 10 in eight freshman categories.

» 3-POINT FIELD ATTEMPTS

Player	3FGA	Year
1. Aaryn Ellenberg.....	237	2010-11
2. Taylor Robertson.....	225	2018-19
3. Ana Llanusa.....	171	2017-18
4. Erin Higgins.....	169	2003-04
5. Whitney Hand.....	166	2008-09
6. Gabbi Ortiz.....	147	2014-15
7. Chelsi Welch.....	146	2002-03
8. Morgan Hook.....	143	2010-11
9. Gabby Gregory.....	128	2019-20
10. Jenna Plumley.....	96	2006-07
Nicole Kornet.....	96	2012-13

FRESHMAN CATEGORY LEADERS



» 3-POINT FG PCT. (MIN. 60 ATT.)

Player	Pct.	Year
1. Phylesha Whaley	488	1996-97
2. Taylor Robertson	467	2018-19
3. Erin Higgins	455	2003-04
4. Aaryn Ellenberg	397	2010-11
5. Jenna Plumley	396	2006-07
6. Britney Brown	389	2003-04
7. Jasmine Hartman	385	2008-09
8. Morgan Hook	378	2010-11
9. Michele Workman	375	1995-96
10. Whitney Hand	373	2008-09

» FREE THROWS

Player	FT	Year
1. LaNeisha Caufield	183	1998-99
2. Courtney Paris	126	2005-06
3. Sharane Campbell	124	2011-12
4. Erin Schreiber	120	1980-81
5. Phylesha Whaley	119	1996-97
6. Angi Guffy	115	1991-92
7. Joyce Parker	109	1977-78
8. Lynn McCurdy	95	1980-81
9. Molly McGuire	93	1979-80
10. Chelsi Welch	92	2002-03

» FREE THROW ATTEMPTS

Player	FTA	Year
1. Courtney Paris	262	2005-06
2. LaNeisha Caufield	227	1998-99
3. Phylesha Whaley	175	1996-97
4. Erin Schreiber	174	1980-81
5. Sharane Campbell	166	2011-12
6. Joyce Parker	152	1977-78
7. Angi Guffy	141	1991-92
8. Shaina Pellington	137	2017-18
9. Molly McGuire	127	1979-80
10. Madi Williams	121	2018-19

» FREE THROW PCT. (MIN. 60 ATT.)

Player	Pct.	Year
1. Jenna Plumley	.912	2006-07
2. Taylor Robertson	.889	2018-19
3. Leah Rush	.882	2003-04
4. Misti Van Curen	.844	1992-93
5. Gabby Gregory	.844	2019-20
6. Whitney Hand	.829	2008-09
7. Angi Guffy	.816	1991-92
8. Chelsea Dungee	.811	2016-17
9. LaNeisha Caufield	.806	1998-99
10. Chelsi Welch	.800	2002-03
Melissa Ritchie	.800	1991-92

» REBOUNDS

Player	Reb.	Year
1. Courtney Paris	539	2005-06
2. Molly McGuire	341	1979-80
3. Caton Hill	244	1999-00
Erin Schreiber	244	1979-80
5. Madi Williams	241	2018-19
Ashley Paris	241	2005-06
7. Angi Guffy	204	1991-92
8. Stacey Dales	201	1998-99
9. Mandy Wade	198	1991-92
10. Joyce Parker	195	1977-78

» REBOUNDS PER GAME

Player	RPG	Year
1. Courtney Paris	15.0	2005-06
2. Molly McGuire	10.3	1979-80
3. Jana Brady	8.1	1977-78
4. Madi Williams	8.0	2018-19
5. Erin Schreiber	7.9	1980-81
6. Caton Hill	7.4	1999-00
7. Phylesha Whaley	7.1	1996-97
8. Angi Guffy	7.0	1991-92
9. Stacey Dales	6.9	1998-99
10. Mandy Wade	6.8	1991-92

» ASSISTS

Player	Ast.	Year
1. Stacey Dales	150	1998-99
2. Danielle Robinson	130	2007-08
3. Gabbi Ortiz	117	2014-15
4. Dionnah Jackson	104	2001-02
5. Nevaeh Tot	103	2020-21
6. Tatum Veitenheimer	76	2018-19
7. Etta Maytubby	75	1992-93
7. LaNeisha Caufield	72	1998-99
8. Jenna Plumley	69	2006-07
Sharee Mitchum	69	1991-92

» BLOCKED SHOTS

Player	Blk.	Year
1. Courtney Paris	119	2005-06
2. LaNae Jones	64	1991-92
3. Nancy Mulkey	62	2016-17
4. Angi Guffy	35	1991-92
5. Nicole Griffin	26	2010-11
6. Vionise Pierre-Louis	22	2014-15
Kaylon Williams	22	2011-12
8. Amanda Thompson	21	2007-08
9. Becky Preston	21	2002-03
Jacquetta Hurley	21	1982-83

» STEALS

Player	Stl.	Year
1. LaNeisha Caufield	74	1998-99
2. Danielle Robinson	69	2007-08
3. Dionnah Jackson	71	2001-02
4. Jacquetta Hurley	60	1982-83
5. Caton Hill	56	1999-00
6. Angi Guffy	49	1991-92
7. Mandy Wade	48	1991-92
8. Etta Maytubby	47	1992-93
9. Sherri Black	44	1991-92
10. DaShawn Harden	43	2011-12



» Taylor Robertson set the OU freshman record with 105 made 3-pointers during the 2018-19 season.



HOME OPENERS

» HOME OPENERS (36-11 RECORD)

Year	Team	W/L	Score	Margin	Record
1974-75	USAO	L	56-42	-14	0-1
1975-76	Central Oklahoma	L	70-34	-36	0-2
1976-77	Northwestern Oklahoma State	L	67-63	-4	0-3
1977-78	Cameron	W	77-52	+25	1-3
1978-79	Tulsa	W	57-47	+10	2-3
1979-80	Texas	L	66-41	-25	2-4
1980-81	North Texas	W	101-81	+20	3-4
1981-82	Oklahoma Baptist	W	82-79	+3	4-4
1982-83	Tulsa	W	99-60	+39	5-4
1983-84	UT-Arlington	W	92-66	+26	6-4
1984-85	Abilene Christian	W	89-70	+19	7-4
1985-86	Creighton	W	94-76	+18	8-4
1986-87	New Mexico	W	87-51	+36	9-4
1987-88	Oral Roberts	W	103-94	+9	10-4
1988-89	Mississippi Valley State	L	89-83	-6	10-5
1989-90	Northeast Louisiana (ULM)	W	95-93	+2	11-5
1990-91	Prairie View A&M	W	121-49	+72	12-5
1991-92	UTSA	W	101-70	+31	13-5
1992-93	SMU	L	72-66	-6	13-6
1993-94	Texas Rio Grande Valley	W	88-68	+20	14-6
1994-95	Texas Tech	L	66-64	-2	14-7
1995-96	North Texas	W	102-60	+42	15-7
1996-97	Drake	L	77-64	-13	15-8
1997-98	SW Missouri State	L	81-65	-16	15-9
1998-99	TCU	W	78-66	+12	16-9
1999-00	Oral Roberts	W	83-66	+17	17-9
2000-01	SW Missouri State	W	89-82	+7	18-9
2001-02	TCU	W	76-60	+16	19-9
2002-03	Sam Houston State	W	79-52	+27	20-9
2003-04	SE Missouri State	W	83-48	+35	21-9
2004-05	SE Missouri State	W	84-62	+22	22-9
2005-06	Milwaukee	W	89-57	+32	23-9
2006-07	DePaul	W	105-61	+34	24-9
2007-08	North Texas	W	79-42	+37	25-9
2008-09	UC Riverside	W	88-57	+31	26-9
2009-10	Mercer	W	108-66	+42	27-9
2010-11	Western Illinois	W	84-43	+39	28-9
2011-12	Sacramento State	W	117-55	+62	29-9
2012-13	UCLA	L	86-80	-6	29-10
2013-14	Stetson	W	78-60	+18	30-10
2014-15	Washington	W	90-80	+10	31-10
2015-16	Winthrop	W	78-48	+30	32-10
2016-17	Southern Illinois	W	80-48	+32	33-10
2017-18	Belmont	W	96-73	+23	34-10
2018-19	Western Kentucky	W	90-83	+7	35-10
2019-20	Prairie View A&M	W	94-48	+46	36-10
2020-21	Houston	L	97-85	-12	36-11

HOME OPENERS



» SEASON OPENERS (31-15 RECORD)

Year	Team	W/L	Score	Margin	Record
1974-75	Bethany Nazarene	L	44-43	-1	0-1
1975-76	USAO	L	86-34	-52	0-2
1976-77	Phillips	L	83-60	-23	0-3
1977-78	Cameron	W	77-52	+25	1-3
1978-79	Tulsa	W	57-47	+10	2-3
1979-80	Texas	L	66-47	-19	2-4
1980-81	Oral Roberts	L	80-76	-4	2-5
1981-82	Oklahoma Baptist	W	82-79	+3	3-5
1982-83	Iowa State	L	80-76	-4	3-6
1983-84	UT-Arlington	W	92-66	+26	4-6
1984-85	Abilene Christian	W	89-70	+19	5-6
1985-86	Middle Tennessee	W	83-75	+8	6-6
1986-87	UTSA	W	67-63	+4	7-6
1987-88	Penn State	L	86-63	-23	7-7
1988-89	Texas-Pan American	W	120-36	+84	8-7
1989-90	Sam Houston	L	90-86	-4	8-8
1990-91	Washington	L	84-50	-34	8-9
1991-92	UTSA	W	102-70	+32	9-9
1992-93	SMU	L	72-66	-6	9-10
1993-94	Texas Rio Grande Valley	W	88-68	+20	10-10
1994-95	Montana	L	76-64	-12	10-11
1995-96	Texas Christian	W	103-81	+22	11-11
1996-97	Oral Roberts	W	62-50	+12	12-11
1997-98	Stephen F. Austin	L	82-58	-24	12-12
1998-99	TCU	W	78-66	+12	13-12
1999-00	Arizona	L	75-59	-16	13-13
2000-01	Tulsa	W	80-49	+31	14-13
2001-02	Purdue	W	80-75	+5	15-13
2002-03	Tennessee	L	94-68	-26	15-14
2003-04	Oral Roberts	W	90-42	+48	16-14
2004-05	SE Missouri State	W	84-62	+22	17-14
2005-06	Milwaukee	W	89-57	+32	18-14
2006-07	DePaul	W	105-71	+34	19-14
2007-08	Maryland	L	66-76	-10	19-15
2008-09	UC Riverside	W	88-57	+31	20-15
2009-10	Mercer	W	108-66	+42	21-15
2010-11	Milwaukee	W	76-59	+17	22-15
2011-12	Sacramento State	W	117-55	+62	23-15
2012-13	Creighton	W	69-48	+21	24-15
2013-14	Stetson	W	78-60	+18	25-15
2014-15	Washington	W	90-80	+10	26-15
2015-16	Winthrop	W	78-48	+30	27-15
2016-17	Southern Illinois	W	80-48	+32	28-15
2017-18	Belmont	W	96-73	+23	29-15
2018-19	Western Kentucky	W	90-83	+7	30-15
2019-20	Prairie View A&M	W	94-48	+46	31-15
2020-21	Houston	L	97-85	-12	31-16



MISCELLANEOUS RECORDS

OVERTIME GAMES

Date	Opponent	W/L	Score
2/12/80	Wichita State	L	59-53
1/19/81	vs. McNeese State ^	L	82-77
2/10/82	Texas Southern	W	82-70
12/11/82	Texas Tech	W	93-91
1/8/83	at Wichita State (2OT)	L	93-81
2/16/83	at Oklahoma State	W	83-82
2/24/85	at Kansas	W	78-77
2/27/88	Colorado	L	91-88
1/14/89	at Kansas	L	86-82
12/29/91	at UCSB	L	105-95
1/25/92	at Oklahoma State	W	75-65
2/26/92	Kansas	L	73-72
1/14/96	Oklahoma State (2OT)	L	86-79
3/14/99	at Arkansas!	L	97-93
12/21/00	at San Diego (2OT)	W	65-63
12/27/00	Stanford	W	102-98
2/24/01	Oklahoma State	W	88-83
2/19/02	at Texas	L	68-62
1/14/04	at Texas A&M	W	65-56
1/26/05	Texas	L	83-71
2/12/06	Baylor	W	81-77
1/22/07	Texas Tech (2OT)	W	86-81
3/11/08	vs. Missouri #	L	70-64
3/25/08	vs. Notre Dame \$	L	79-75
12/5/09	Arkansas	W	87-86
12/9/09	at Marist	W	80-71
2/10/10	Baylor	W	62-60
3/28/10	vs. Notre Dame \$	W	77-72
1/16/11	at Texas	W	71-67
1/31/12	at Kansas	W	74-68
11/17/13	Louisville	L	97-92
1/5/14	Iowa State	L	82-75
1/8/14	at Texas	L	79-74
11/28/14	vs. Kentucky	L	88-92
11/29/14	vs. Illinois	W	78-76
1/29/15	at Texas (2OT)	L	84-81
2/17/15	at Iowa State	L	84-76
1/4/17	Kansas State	W	85-80
2/7/17	West Virginia (2OT)	W	90-87
11/13/17	at DePaul	L	108-111
2/17/18	at West Virginia	W	79-77
1/22/20	at Texas Tech	L	84-89
2/2/20	at Kansas	W	94-82
2/16/20	Kansas State	L	85-87
2/27/21	Texas	W	68-63
3/12/21	Oklahoma State#	L	89-80

^ Forfeited by McNeese; does not count as a loss

Big 12 Tournament game

\$ NCAA Tournament game

! WNIT game

Overtime Record: 23-23

(10-8 Home, 11-11 Away, 2-4 Neutral)

Against Big 12 Opponents: 10-10

(4-3 Home, 6-6 Away, 0-2 Neutral)

Most Overtimes in a Season: 4

(2009-10; 2014-15)

DOUBLE-OVERTIME GAMES

Date	Opponent	W/L	Score
1/23/83	at Wichita State	L	93-81
1/14/96	Oklahoma State	L	86-79
12/21/00	at San Diego	W	65-63
1/22/07	Texas Tech	W	86-81
1/29/15	at Texas	L	84-81
2/7/17	West Virginia	W	90-87

Double Overtime Record:

3-3 (2-1 Home, 1-2 Away)

CONSECUTIVE VICTORIES

Season: 20 (Dec. 3, 2008 to Feb. 23, 2009)

Home: 26 (Feb. 18, 1984, to Feb. 22, 1986)

Road: 12 (2000-01)

Road/Neutral*: 18 (Dec. 30, 2006 to Jan. 31, 2007)

Road*: 16 (Dec. 30, 2006 to Jan. 31, 2007)

To Open Season: 10 (1984-85, 2001-02)

Big 12*: 24 (March 3, 2005 to Jan. 27, 2007)

Big 12 w/ Postseason: 26 (Jan. 4, 2006 to Jan. 27, 2007)

*Regular-season games only

CONSECUTIVE LOSSES

Season: 16, 1996-97

Multiple Seasons: 17, Jan. 7, 1997-Nov. 22, 1997

MOST GAMES

Scoring 100 Points or More

Season: 4, 1983-84, 1985-86, 1991-92

Consecutive: 3, 1991-92

Games Played

Season: 38, 2009-10

At Home in a Season: 17, 2019-20

Away from Home in a Season: 23, 2005-06

Games Won

Season: 32, 2001-02 and 2008-09

At Home in a Season: 15, 2008-09

On Road/Neutral in a Season: 19, 2005-06

TRIPLE-DOUBLES

Courtney Paris vs. Texas Tech

(March 1, 2006)

18 points, 13 rebounds, 10 blocks

Diannah Jackson vs. Tulsa

(December 4, 2005)

15 points, 10 rebounds, 10 assists

LaNaë Jones vs. Southern

(December 29, 1993)

12 points, 17 rebounds, 11 blocks

LARGEST HOME WINS

Mar. Score	Opponent	Date
+73	121-48	Central Arkansas 12/20/07
+72	121-49	Prairie View A&M 11/29/90
+70	105-35	Prairie View A&M 12/14/91
+66	103-37	Jackson State 12/7/98
+66	118-52	Ark.-Pine Bluff 12/29/10
+64	89-25	N.C. Central 1/4/09
+62	117-55	Sacramento State 11/13/11
+60	101-41	Prairie View A&M 12/12/92
+59	104-45	Oklahoma Baptist 11/30/78
+59	91-32	Tulsa 12/11/86
+59	105-46	UMES 12/15/13
+57	93-38	Arkansas State 12/2/07
+52	94-42	Tulsa 12/21/08
+51	99-48	Oral Roberts 2/10/94

WORST HOME LOSSES

Mar. Score	Opponent	Date
-39	103-64	Baylor 2/27/17
-35	94-59	Texas Tech 2/19/98
-31	88-57	Oklahoma State 1/29/97
-31	89-58	Baylor 1/26/12
-29	74-45	Kansas State 2/1/03
-29	101-72	Nebraska 2/14/98
-25	81-56	Missouri 2/15/97
-24	87-63	Kansas State 3/5/83
-23	74-53	Baylor 1/27/19
-22	76-54	Oklahoma State 2/7/98
-22	52-74	Baylor 1/14/18

LARGEST ROAD WINS

Mar. Score	Opponent	Date
+84	120-36	UTRGV 11/25/88
+57	95-38	Oral Roberts 11/17/01
+55	99-44	North Texas 12/10/83
+55	103-48	UT-Arlington 12/4/84
+48	88-40	Akron 11/26/04
+48	90-42	Oral Roberts 11/22/03
+48	100-52	Oklahoma City 12/12/83
+48	98-50	Prairie View A&M 1/23/92
+24	73-49	West Virginia 1/15/20

WORST ROAD LOSSES

Mar. Score	Opponent	Date
-41	86-45	Connecticut 2/14/11
-40	95-55	Kansas 1/16/81
-39	101-62	Northern Arizona 12/30/97
-37	86-49	Colorado 2/18/90
-36	72-36	Texas 2/26/05
-32	101-69	Baylor 2/22/20

2,000 POINTS/1,000 REBOUNDS

Courtney Paris (2006-09)

2,729 points/2,034 rebounds

Molly McGuire (1980-83)

2,147 points/1,071 rebounds

1,000 POINTS/1,000 REBOUNDS

Caton Hill (2000-04)

1,653 points/1,052 rebounds

Ashley Paris (2006-09)

1,273 points/1,064 rebounds



» CONFERENCE CHAMPIONSHIP RESULTS BY OPPONENT (35-49 RECORD: 11-29 BIG EIGHT; 25-20 BIG 12)

vs. BAYLOR (4-1)

2002 [^]	W	84-69	Final
2006 [^]	W	72-61	Final
2007 [^]	W	78-64	Semifinals
2010 [^]	W	59-54	Quarterfinals
2016 [^]	L	57-84	Semifinals

vs. COLORADO (3-7)

1979 [*]	L	62-72	
1982 [*]	W	71-61	
1983 [*]	L	70-78	Quarterfinals
1989 [*]	L	61-80	Quarterfinals
1991 [*]	L	75-80	Quarterfinals
1996 [*]	L	60-76	Quarterfinals
1998 [*]	L	66-71	First Round
2001 [^]	W	102-93	Semifinals
2003 [^]	L	68-73	Quarterfinals
2004 [^]	W	63-56	Quarterfinals

vs. IOWA STATE (3-5)

1977 [*]	L	58-93	
1979 [*]	L	69-80	
1980 [*]	W	87-77	
1985 [*]	L	78-63	Quarterfinals
2001 [^]	L	65-68	Final
2006 [^]	W	78-74	Quarterfinals
2007 [^]	W	67-60	Final
2013 [^]	L	60-79	Semifinals

vs. KANSAS (5-6)

1976 [*]	L	39-65	
1977 [*]	L	45-72	
1981 [*]	L	55-95	
1982 [*]	W	73-63	Semifinals
1984 [*]	W	76-63	Quarterfinals
1985 [*]	W	79-69	Semifinals
1988 [*]	L	66-67	Quarterfinals
1992 [*]	L	62-70	Semifinals
1995 [*]	L	81-88	Semifinals
2001 [^]	W	80-61	Quarterfinals
2010 [^]	W	76-59	Quarterfinals

vs. KANSAS STATE (2-4)

1976 [*]	L	27-90	
1984 [*]	L	67-69	Semifinals
1987 [*]	L	64-79	Quarterfinals
1997 [*]	L	56-81	First Round
2002 [^]	W	69-49	Semifinals
2004 [^]	W	78-66	Semifinals

vs. MISSOURI (3-7)

1979 [*]	L	56-80	
1980 [*]	L	63-90	
1981 [*]	L	65-68	
1982 [*]	L	67-84	
1985 [*]	L	83-89	Final
1986 [*]	L	66-71	Final
1990 [*]	W	80-77	Quarterfinals
1992 [*]	W	80-79	Quarterfinals
2006 [^]	W	75-54	Semifinals
2008 [^]	L	64-70 (OT)	First Round



» Oklahoma has won four Big 12 postseason titles (2002, 2004, 2006 and 2007).

vs. NEBRASKA (3-2)

1978 [*]	W	60-59	
1979 [*]	L	60-82	
1994 [*]	L	56-73	Quarterfinals
1995 [*]	W	77-67	Quarterfinals
2003 [^]	W	71-51	Quarterfinals

vs. OKLAHOMA STATE (5-6)

1977 [*]	L	65-73	
1980 [*]	L	54-60	
1981 [*]	W	75-61	
1986 [*]	W	85-80	Quarterfinals
1990 [*]	L	78-87	Semifinals
1993 [*]	L	70-85	Quarterfinals
1999 [^]	L	67-70	First Round
2002 [^]	W	87-56	Quarterfinals
2010 [^]	W	74-69	Semifinals
2016 [^]	W	61-45	Quarterfinals
2021 [^]	L (OT)	89-80	Quarterfinals

vs. TEXAS (2-4)

2000 [^]	L	68-71	Quarterfinals
2004 [^]	W	66-47	Final
2005 [^]	L	59-65	Quarterfinals
2007 [^]	W	67-58	Quarterfinals
2014 [^]	L	72-82	Quarterfinals
2015 [^]	L	46-59	Semifinals

vs. TEXAS A&M (2-4)

2004 [^]	W	60-47	First Round
2005 [^]	W	86-65	First Round
2009 [^]	L	52-64	Semifinals
2010 [^]	L	67-74	Final
2011 [^]	L	68-81	Quarterfinals
2012 [^]	L	66-79	Semifinals

vs. TCU (0-1)

2018 [^]	L	83-90	Quarterfinals
-------------------	---	-------	---------------

vs. TEXAS TECH (1-1)

2011 [^]	W	71-69	Quarterfinals
2019 [^]	L	84-104	First Round

vs. WEST VIRGINIA (2-1)

2013 [^]	W	65-54	Quarterfinals
2015 [^]	W	67-55	Quarterfinals
2017 [^]	L	58-82	Quarterfinals

* Big Eight Tournament

^ Big 12 Championship



BIG 12 CHAMPIONSHIP

» BIG 12 TOURNAMENT HIGHS

OKLAHOMA TEAM/GAME

Points	Opponent	Year
102	Colorado	2000
87	Oklahoma State	2002
84	Texas Tech	2019
84	Baylor	2002
83	TCU	2018

Points (Half)

52 (2nd)	Colorado	2001
50 (1st)	Colorado	2001

Points (Quarter)

High: 28 (4Q)	TCU	2018
Low: 9 (3Q)	West Virginia	2017

Field Goals Made

High: 37	Colorado	2011
Low: 15	Texas	2015

Field Goal Attempts

High: 88	Missouri	2008
Low: 46	Texas A&M	2004

Field Goal Percentage

High: .545	Texas A&M	2005
Low: .259	Texas	2015

3-Pointers Made

High: 14	Colorado	2001
Low: 2	Three Times	

3-Pointers Attempts

High: 33	Texas	2014
Low: 10	Baylor	2010

3-Point Percentage

High: .533	Texas A&M	2005
Low: .125	West Virginia	2013

Free Throws Made

High: 25	Baylor	2007
Low: 3	Missouri	2008

Free Throw Attempts

High: 36	Texas A&M	2009
Low: 6	Nebraska	2006

Free Throw Percentage

High: .947	Texas A&M	2009
Low: .556	Baylor	2006

Rebounds

High: 62	Missouri	2008
Low: 27	Texas A&M	2012

Assists

High: 25	Two times	
Low: 6	TCU	2018

Steals

High: 16	Oklahoma State	2002
Low: 1	West Virginia	2015

Blocks

High: 15	Texas	2007
Low: 0	Kansas State	1997

Turnovers

High: 32	Baylor	2006
Low: 7	Baylor	2010

OKLAHOMA INDIVIDUAL/GAME

Pts.	Player vs. Opponent	Date
36	Courtney Paris vs. Iowa State	2006
30	Courtney Paris vs. Missouri	2008
27	Courtney Paris vs. Kansas	2009
26	Danielle Robinson vs. Baylor	2010
25	Stacey Dales vs. Baylor	2002
24	Taylor Robertson vs. Okla. State	2021
24	Maddie Manning vs. TCU	2018
24	Whitney Hand vs. Texas A&M	2012
24	Jenna Plumley vs. Baylor	2007
24	Courtney Paris vs. Baylor	2006
23	Leah Rush vs. Texas A&M	2005
23	Courtney Paris vs. Iowa State	2007
23	Maria Villarreal vs. Kansas State	2003
23	Stacey Dales vs. Okla. State	2002
23	Dionnah Jackson vs. Okla. St.	2002

Field Goals Made	Date
16	Courtney Paris vs. Iowa State 2006

Field Goals Attempts	Date
27	Amanda Thompson vs. Texas A&M 2010

Field Goal Pct. (min 5. att)	Date
1.000	Derica Wyatt vs. Okla. State 2016
1.000	Nicole Griffin vs. Texas A&M 2011

3-Point Field Goals	Date
6	Taylor Robertson vs. Okla. State 2021

3-Point Field Goal Attempts	Date
15	Taylor Robertson vs. Okla. State 2021

3-Point Field Goal Pct.	Date
.800	Stacey Dales vs. Okla. State 2002
.800	Rosalina Ross vs. Kansas 2001

Free Throws Made	Date
12	Sharane Campbell vs. Missouri 2012

Free Throw Attempts	Date
15	Sharane Campbell vs. Missouri 2012
15	Courtney Paris vs. Kansas 2009
15	Courtney Paris vs. Baylor 2006

Free Throw Pct.	Date
1.000	Vionise Pierre-Louis vs. West Virginia 2015
1.000	Leah Rush vs. Texas A&M 2005
1.000	Rosalind Ross vs. Baylor 2002
1.000	LaNeisha Caufield vs. Okla. State 2002
1.000	Caton Hill vs. Colorado 2001

Rebounds	Date
26	Courtney Paris vs. Baylor 2006

Assists	Date
9	Morgan Hook 2013
9	Stacey Dales 2001

Steals	Date
6	Madi Williams vs. Okla. State 2021
6	Jenna Plumley vs. Iowa State 2007
6	LaNeisha Caufield vs. Kansas State 2002

Blocks	Date
7	Courtney Paris vs. Missouri 2008



» Courtney Paris' 36-point effort versus Iowa State in 2006 still stands as the most by a Sooner in Big 12 Championship play.



» YEAR-BY-YEAR CONFERENCE CHAMPIONSHIP RESULTS

BIG EIGHT (11-29 RECORD)

1976

Kansas State 90, Oklahoma 27
Kansas 65, Oklahoma 39

1977

Kansas 72, Oklahoma 45
Iowa State 93, Oklahoma 58
Oklahoma State 73, Oklahoma 65

1978

Oklahoma 60, Nebraska 59
Missouri 80, Oklahoma 56

1979

Nebraska 82, Oklahoma 60
Colorado 72, Oklahoma 62
Iowa State 80, Oklahoma 69

1980

Missouri 90, Oklahoma 63
Oklahoma 87, Iowa State 77
Oklahoma State 60, Oklahoma 54

1981

Oklahoma 75, Oklahoma State 61
Kansas 95, Oklahoma 55
Missouri 68, Oklahoma 65

1982

Colorado 71, Oklahoma 61
Oklahoma 73, Kansas 63
Missouri 87, Oklahoma 64

1983

Colorado 78, Oklahoma 70

1984

Oklahoma 76, Kansas 63
Kansas State 69, Oklahoma 67

1985

Oklahoma 78, Iowa State 63
Oklahoma 79, Kansas 69
Missouri 89, Oklahoma 83

1986

Oklahoma 85, Oklahoma State 80
Missouri 71, Oklahoma 66

1987

Kansas State 79, Oklahoma 64

1988

Kansas 67, Oklahoma 66

1989

Colorado 80, Oklahoma 61

1990

Oklahoma 80, Missouri 77
Oklahoma State 87, Oklahoma 78

1991

Colorado 80, Oklahoma 75

1992

Oklahoma 80, Missouri 79
Kansas 70, Oklahoma 62

1993

Oklahoma State 85, Oklahoma 70

1994

Nebraska 73, Oklahoma 56

1995

Oklahoma 77, Nebraska 67
Kansas 88, Oklahoma 81

1996

Colorado 76, Oklahoma 60

BIG 12 (25-20 RECORD)

1997

Kansas State 81, Oklahoma 56

1998

Colorado 71, Oklahoma 66

1999

Oklahoma State 70, Oklahoma 56

2000

Texas 71, Oklahoma 68

2001

Oklahoma 80, Kansas 61
Oklahoma 102, Colorado 93

Oklahoma 68, Oklahoma 65

2002

Oklahoma 87, Oklahoma State 56
Oklahoma 69, Kansas State 49
Oklahoma 84, Baylor 69

2003

Oklahoma 71, Nebraska 51
Colorado 73, Oklahoma 68

2004

Oklahoma 60, Texas A&M 47
Oklahoma 78, Kansas State 66
Oklahoma 66, Texas 47

2005

Oklahoma 86, Texas A&M 65
Texas 65, Oklahoma 59

2006

Oklahoma 78, Iowa State 74
Oklahoma 75, Missouri 54
Oklahoma 72, Baylor 61

2007

Oklahoma 67, Texas 58
Oklahoma 78, Baylor 64
Oklahoma 67, Iowa State 60

2008

Missouri 70, Oklahoma 64 (OT)

2009

Oklahoma 76, Kansas 59
Texas A&M 74, Oklahoma 62

2010

Oklahoma 59, Baylor 54
Oklahoma 74, Oklahoma State 69
Texas A&M 74, Oklahoma 67

2011

Oklahoma 71, Texas Tech 69
Texas A&M 81, Oklahoma 68



» Oklahoma's 25 wins at the Big 12 Championship are the fourth most in the league.

2012

Oklahoma 70, Missouri 59
Texas A&M 79, Oklahoma 66

2013

Oklahoma 65, West Virginia 54
Iowa State 79, Oklahoma 60

2014

Texas 82, Oklahoma 72

2015

Oklahoma 67, West Virginia 55
Texas 59, Oklahoma 46

2016

Oklahoma 61, Oklahoma State 43
Baylor 84, Oklahoma 57

2017

West Virginia 82, Oklahoma 58

2018

TCU 90, Oklahoma 83

2019

Texas Tech 104, Oklahoma 84

2020

Big 12 Championship canceled due to the COVID-19 pandemic.

2021

Oklahoma State 89, Oklahoma 80 (OT)

Title games in bold italics



FINAL FOUR APPEARANCES

» 2002



32-4 Overall Record
5-1 NCAA Tournament Record
Coached by Sherri Coale

Oklahoma made history in 2002 with its first trip to the NCAA Final Four. The Sooners dominated NCAA action by winning five of their six games by an average margin of 21 points. After capturing the Big 12 regular season and tournament titles, OU earned a No. 1 seed in the West Region and opened NCAA action inside Lloyd Noble Center. The Sooners advanced to the Sweet 16 with a pair of victories over Hartford (84-52) and Villanova (66-53). However, in order to advance to the Final Four, OU had to eliminate two Big 12 teams. First up was Texas Tech. Oklahoma handed the Lady Raiders a 72-62 loss, before routing Colorado, 94-60, for the right to play in the Final Four in San Antonio. Oklahoma shocked Duke with an 86-71 win in the NCAA semifinals before suffering a disappointing 82-70 loss to national powerhouse Connecticut in the national championship game. OU concluded the season 32-4 as the No. 2 team in the AP and USA Today/Coaches Polls.

» 2009



32-5 Overall Record
4-1 NCAA Tournament Record
Coached by Sherri Coale

Oklahoma swept through its home state once again in the 2009 NCAA Championship en route to its second Final Four appearance. Following its sixth Big 12 season championship, OU was rewarded with the No. 1 seed in the Oklahoma City Region, ensuring a path through the Sooner State. Oklahoma dropped Prairie View (76-47) and Georgia Tech (69-50) in Iowa City, Iowa in the first and second rounds. At the Ford Center in Oklahoma City, the Sooner Nation swarmed to the best-attended regional site of the season as OU played in front of crowds of more than 11,000 on its home turf. The Sooners dispatched Pittsburgh (70-59) and Purdue (74-68) to punch a ticket to St. Louis and the Final Four. Oklahoma fell to Louisville at the buzzer, 61-59, ending its remarkable run. The Sooners matched their single-season program record for wins with 32 and finished fourth in the national polls.

» 2010



27-11 Overall Record
4-1 NCAA Tournament Record
Coached by Sherri Coale

The route ran through the Sooner State, ending in familiar territory, as Oklahoma earned a consecutive berth in the NCAA Women's Final Four. Despite the loss of the previous year's star-studded senior class and a season-ending injury to All-America candidate Whitney Hand, the Sooners never wavered from their identity of resilience. OU fought through the nation's toughest schedule and was rewarded with a road to the Final Four that started at home. The Sooners handled South Dakota State and Little Rock at Lloyd Noble Center in the first and second rounds before winning dramatically at the Kansas City Regional. Oklahoma needed last-minute heroics to take down Notre Dame 77-72 in OT and rallied to defeat a pesky Kentucky squad 88-68. No. 2 Stanford loomed in San Antonio, site of the OU's first Final Four and national runner-up finish in 2002, and despite a valiant second-half effort to take an 18-point deficit to one possession, the Sooners fell 73-66.

» FINAL FOUR RECORDS

INDIVIDUAL

Points 26, Rosalind Ross vs. Duke, 2002
Field Goals11, Danielle Robinson vs. Stanford, 2010
FG Pct.500, Rosalind Ross vs. Duke, 2002
3-Point Field Goals 4, Rosalind Ross, twice
3-Point FG Pct.500, Rosalind Ross vs. Duke, 2002
Free Throws8, LaNeisha Caufield vs. Connecticut, 2002
FT Pct.889, LaNeisha Caufield vs. Connecticut, 2002
Rebounds16, Courtney Paris vs. Louisville, 2009
Assists10, Danielle Robinson, Louisville, 2009
Blocks 4, Courtney Paris, Louisville, 2009
Steals4, LaNeisha Caufield, twice

TEAM

Points86 vs. Duke, 2002
Field Goals28 vs. Duke, 2002
FG Pct.459 vs. Duke, 2002
3-Point Field Goals 9 vs. Duke, 2002
3-Point FG Pct.346 vs. Duke, 2002
Free Throws21 vs. Duke, 2002
FT Pct.875 vs. Duke, 2002
Rebounds48 vs. Louisville, 2009
Assists16 vs. Louisville, 2009
Blocks 7 vs. Louisville, 2009
Steals12 vs. Connecticut, 2002

NCAA TOURNAMENT RECORDS



» NCAA TOURNAMENT RESULTS (33-21 RECORD)

1986 (Midwest Region)

SWEET 16

First Round Bye
(4) OU 86, (5) Vanderbilt 67
(1) Texas 85, (4) OU 59

1995 (East Region)

(7) OU, 90, (10) Loyola (Md.) 55
(2) Louisiana Tech 48, (7) OU 36

2000 (East Region)

SWEET 16

(5) OU 86, (12) BYU 81
(5) OU 76, (4) Purdue 74
(1) Connecticut 102, (5) OU 80

2001 (West Region)

SWEET 16

(2) OU 70, (15) Oral Roberts 64
(2) OU 67, (10) Stanford 50
(6) Washington 84, (2) OU 67

2002 (West Region)

NATIONAL CHAMPIONSHIP GAME

(1) OU 84, (16) Hartford 52
(1) OU 66, (9) Villanova 53
(1) OU 72, (4) Texas Tech 62
(1) OU 94, (3) Colorado 60
(1) OU 86, (1) Duke 71
(1) Connecticut 82, (1) OU 70

2003 (Midwest Region)

(7) George Washington 71, (10) OU 61

2004 (Midwest Region)

(3) OU 58, (14) Marist 45
(6) Stanford 68, (3) OU 43

2005 (Southeast Region)

(9) Arizona 72, (8) OU 69

2006 (San Antonio Regional)

SWEET 16

(2) OU 78, (15) Pepperdine 66
(2) OU 86, (7) BYU 70
(3) Stanford 88, (2) OU 74

2007 (Dayton Regional)

SWEET 16

(3) OU 74, (14) SE Missouri State 60
(3) OU 78, (6) Marquette 47
(7) Ole Miss 90, (2) OU 82

2008 (Dayton Regional)

(4) OU 69, (13) Illinois State 61
(5) Notre Dame 79, (4) OU 75 (OT)

2009 (Oklahoma City Regional)

FINAL FOUR

(1) OU 76, (16) Prairie View 47
(1) OU 69, (9) Georgia Tech 50
(1) OU 70, (4) Pittsburgh 59
(1) OU 74, (6) Purdue 68
(3) Louisville 61, (1) OU 59

2010 (Kansas City Regional)

FINAL FOUR

(3) OU 68, (14) South Dakota State 57
(3) OU 60, (11) Little Rock 44
(3) OU 77, (2) Notre Dame 72 (OT)
(3) OU 88, (4) Kentucky 68
(1) Stanford 73, (3) OU 66

2011 (Dayton Regional)

SWEET 16

(6) OU 86, (11) James Madison 72
(6) OU 88, (3) Miami 83
(2) Notre Dame 78, (6) OU 53

2012 (Fresno Regional)

(6) OU 88, (11) Michigan 67
(3) St. John's 74, (6) OU 70

2013 (Oklahoma City Regional)

SWEET 16

(6) OU 78, (11) Central Michigan 73
(6) OU 85, (3) UCLA 72
(2) Tennessee 74, (6) OU 59

2014 (Lincoln Regional)

(7) DePaul, 104 (10) OU 100

2015 (Oklahoma City Regional)

(5) OU 111, (12) Quinnipiac 84
(4) Stanford 86, (5) OU 76

2016 (Lexington Regional)

(6) OU 61, (11) Purdue 45
(3) Kentucky 79, (6) OU 58

2017 (Oklahoma City Regional)

(6) OU 75, (11) Gonzaga 62
(3) Washington 108, (6) OU 82

2018 (Spokane Regional)

(5) DePaul 90, (12) Oklahoma 79



OU'S ALL-TIME NCAA TOURNAMENT SEEDS

Year	Seed	Record
1986	4	1-1
1995	7	1-1
2000	5	2-1
2001	2	2-1
2002	1	5-1
2003	10	0-1
2004	3	1-1
2005	8	0-1
2006	2	2-1
2007	2	2-1
2008	4	1-1
2009	1	4-1
2010	3	4-1
2011	6	2-1
2012	6	1-1
2013	6	2-1
2014	10	0-1
2015	5	1-1
2016	6	1-1
2017	6	1-1
2018	12	0-1

First Round	16-4
Second Round.....	10-7
Regional Semifinal.....	3-7
Regional Final	3-0
National Semifinal.....	1-2
National Championship.....	0-1
vs. Higher Seeds.....	4-13
vs. Lower Seeds.....	28-7
vs. Equal Seeds.....	1-1



NCAA TOURNAMENT RECORDS

» SINGLE-GAME RECORDS

MOST BY OKLAHOMA

Points:111 vs. Quinnipiac, 2015
Total Rebounds:..... 58 vs. Vanderbilt, 1986
Offensive Reb.:.....22 vs. Tennessee, 2003
Defensive Rebounds:38, twice
 vs. Marquette, 2007
 vs. Pepperdine, 2006
Field Goals Made:..... 40 vs. Quinnipiac, 2015
FG Attempts:..... 76 vs. Vanderbilt, 1986
FG Pct.:..... .568 (32-52) at Kentucky, 2010
3-Point Field Goals:.....13 vs. Quinnipiac, 2014
3-PT FG Att.:..... 33 vs. DePaul, 2014
3-PT FG Pct.: .563 (9-16) vs. Notre Dame, 2008
Free Throws:.....30 at Stanford, 2015
FT Attempts:..... 38 at Stanford, 2015
FT Pct.:..... .958 (23-24) vs. Marist, 2004
Assists:..... 27 vs. Quinnipiac, 2015
Steals:..... 21 vs. Loyola (Md.), 1995
Blocks:..... 13 vs. Purdue, 2016
Turnovers:..... 33 vs. Connecticut, 2000
Fouls:..... 28 vs. Stanford, 2015
Technical Fouls:..... 1, four times
Points in a Quarter:.....29 vs. Gonzaga [IQ], 2016
Points in First Half:..... 57 vs. Quinnipiac, 2015
Points in Second Half:..... 66 vs. DePaul, 2014
Points in Overtime:.....11 vs. Notre Dame, 2010

FEWEST BY OKLAHOMA

Points:..... 36 vs. Louisiana Tech, 1995
Total Rebounds:..... 24 vs. Notre Dame, 2011
Offensive Reb.:..... 2 vs. Notre Dame, 2011
Defensive Rebounds:15 vs. Texas, 1986
Field Goals:..... 15 vs. Stanford, 2004
FG Attempts:..... 41 vs. Marist, 2004
FG Pct.:..... .250 (15-60) vs. La. Tech, 1995
3-Point Field Goals:..... 1, four times
 vs. Notre Dame, 2011
 vs. Little Rock, 2010
 vs. Illinois State, 2008
 vs. Marist, 2004
3-PT FG Att.:..... 6 vs. Loyola (Md.), 1986
3-PT FG Pct.:..... .077 (1-13) vs. Marist, 2004
FT Made:..... 4 vs. Louisiana Tech, 1995
FT Att.:..... 9 vs. Notre Dame (3-25-08)
FT Pct.:..... .333 (4-12) vs. Louisiana Tech, 1995
Assists:..... 4 vs. Tennessee, 2013
Steals:..... 2 vs. Stanford, 2004
Blocks:..... 0, five times
Turnovers:..... 2, vs. UCLA, 2013
Fouls:..... 9 vs. Oral Roberts, 2001
Technical Fouls:..... None
Points in a Quarter:..... 8, twice
Points in First Half: 17 vs. Notre Dame, 2011
Points in Second Half:.....13 vs. La. Tech, 1995
Points in Overtime:10 vs. Notre Dame, 2008

MOST BY AN OPPONENT

Points:.....108, Washington, 2017
Rebounds:..... 53, twice
 Stanford, 2010
 Louisiana Tech, 1995
Offensive Reb.:.....23, Central Michigan, 2013
Defensive Reb.:..... 40, Louisiana Tech, 1995
Field Goals:..... 40, Connecticut, 2000
FG Attempts:..... 84, Central Michigan, 2013

FG Pct.:..... .571, twice
 (36-63) Washington, 2017
 (40-70) Connecticut, 2000
3-PT Field Goals:18, Washington, 2017
3-PT FG Att.:..... 33, Central Michigan, 2013
3-PT FG Pct.: .625, (5-8) Notre Dame, 2008
Free Throws Made:..... 31, Purdue, 2008
FT Attempts:..... 41, Ole Miss, 2007
FT Pct.:.....1.000, (6-6) Stanford, 2001
Assists:.....26, DePaul, 2018
Steals:.....21, Connecticut, 2000
Blocks:..... 11, Stanford, 2001
Turnovers:..... 32, Loyola (Md.), 1995
Fouls:..... 26, Hartford, 2002
Technical Fouls:..... 1, twice
Points in a Quarter: 30, Washington [4Q], 2017
Points in First Half: ... 57, Connecticut, 2000
Points in Second Half:.....54, three times
 Washington, 2017, Stanford, 2015
 DePaul, 2014
Points in Overtime:.....14, Notre Dame, 2008

FEWEST BY AN OPPONENT

Points:..... 44, Little Rock, 2010
Rebounds:..... 24, twice, Villanova, 2002
 Oral Roberts, 2001
Offensive Reb.: 3, George Washington, 2003
Defensive Rebounds: 14, Kentucky, 2010
FG Made:..... 13, twice, vs. Marquette, 2007
 Loyola (Md.), 1995
FG Attempts:..... 46, twice, Stanford, 2015
 Purdue, 2009
FG Pct.:..... .213 (13-61), Marquette, 2007
3-PT Field Goals:..... 0, three times
 Little Rock, 2010
 Colorado, 2002, Connecticut, 2002
3-PT FG Att.:..... 4, Colorado, 2002
3-PT FG Pct.:..... .000, four times
Free Throws:..... 5, Purdue, 2016
FT Att.:..... 6, Stanford, 2001
FT Pct.:..... .346 (9-26), Louisiana Tech, 1995
Assists:..... 5, Colorado, 2002
Steals:..... 2, UCLA, 2013
Blocks:..... 0, three times
 Kentucky, 2010
 South Dakota State 2010, Colorado, 2002
Turnovers:..... 7, twice
 Central Michigan, 2013
 Stanford, 2010
Fouls:..... 9, Southeast Missouri State, 2007
Technical Fouls:..... None
Points in a Quarter: 8 vs. Purdue [2Q], 2016
Points in First Half: ... 15, twice, Purdue, 2016
 Little Rock, 2010
Points in Second Half: 19, Prairie View, 2009
Points in Overtime:..... 6, Notre Dame, 2010

MOST BY AN OKLAHOMA PLAYER

Points:.....36, Aaryn Ellenberg vs. DePaul, 2014
Rebs:.....20, Courtney Paris vs. Ole Miss, 2007
Offensive Reb.:.....8, Courtney Paris, three times
 Joannna McFarland vs. Tennessee, 2013
Defensive Reb.:.....14, Courtney Paris, three times
FGs:..... 14, Courtney Paris vs. Ole Miss, 2007
FG Attempts:.....24, three times

..... Danielle Robinson vs. Stanford, 2010
 Courtney Paris vs. Ole Miss, 2007
 Courtney Paris vs. Stanford, 2006
FG Pct. (min. 10 made):..... .846 (11-13)
 Courtney Paris vs. Pepperdine, 2006
3-PT FGs:.....7, Aaryn Ellenberg vs. DePaul, 2014
3-PT FG Att.: 15, Aaryn Ellenberg vs. DePaul, 2014
3-PT FG Pct. (min. 3 made):..... 1.000, (3-3)
 Krista Sanchez vs. BYU, 2006
Free Throws Made:..... 11, four times
 Ana Llanusa vs. DePaul, 2018
 Danielle Robinson vs. Purdue, 2009
 LaNeisha Caufield vs. Villanova, 2002
 LaNeisha Caufield vs. Connecticut, 2000
FT Attempts:..... 14, twice
 Courtney Paris vs. Purdue, 2009
 LaNeisha Caufield vs. Connecticut, 2000
FT Pct. (min. 5 made):..... 1.000, five times
 MR: (8-8) Sharane Campbell vs. DePaul, 2014
Assists:.....12, Stacey Dales vs. BYU, 2000
Steals:..... 5, three times
 MR: Nyeshia Stevenson vs. Kentucky, 2010
Blocks: 9, Vionise Pierre-Louis vs. Gonzaga, 2017
Turnovers: 12, Stacey Dales vs. Connecticut, 2000

MOST BY AN OPPOSING PLAYER

Points:..... 38, twice
 Kelsey Plum, Washington, 2017
 Nneka Ogumwike, Stanford, 2010
Rebounds: 17, Racquel Spurlock, La. Tech, 1995
Off. Reb.:.....9, Crystal Bradford, Cent. Mich., 2013
Def. Reb.: 12, Nneka Ogumwike, Stanford, 2010
Field Goals:..... 14, twice;
 Crystal Bradford, Central Michigan, 2013
 Brooke Smith, Stanford, 2006
FG Att.: 31, Crystal Bradford, Cent. Mich., 2013
Field Goal Pct. (min. 10 made):..... .875 (14-16),
 Brooke Smith, Stanford, 2006
3-PT FG Made:..... 6, twice
 Brittany Mallory, Notre Dame, 2011
 Cady Williams, BYU, 2000
3-PT FG Att.: 12, Niki DiGiulio, Cent. Mich., 2013
3-PT FG Pct. (min. 5 made):..... .857 (6-7),
 Tamika Williams, Connecticut, 2002
FTs: 15, Racquel Spurlock, Loyola (Md.), 1995
FT Attempts:..... 16, twice,
 Ashley Awward, Ole Miss, 2007
 Racquel Spurlock, Loyola (Md.), 1995
FT Pct. (min. 5 made):..... 1.000, twice,
 (12-12), Charel Allen, Notre Dame (3-25-08)
 (8-8), Diana Taurasi, Connecticut (3-31-02)
Assists: .. 12, Skylar Diggins, Notre Dame, 2011
Steals:..... 9, Dee Dee Wheeler, Arizona, 2005
Blocks:..... 6, three times
 MR: Alexis Jennings, Kentucky, 2016
Turnovers:..... 8, three times
 MR: Markel Williams, UCLA, 2013



» SINGLE-GAME CATEGORY LEADERS

» OKLAHOMA

POINTS

- 36, Aaryn Ellenberg vs. DePaul, 2014
- 33, Phylesha Whaley vs. BYU, 2000
- 31, Nyeshia Stevenson vs. Kentucky, 2010
- 30, Courtney Paris vs. BYU, 2006
- 30, LaNeisha Caufield vs. Villanova, 2002
- 28, Aaryn Ellenberg vs. Michigan, 2012
- 28, Leah Rush vs. Arizona, 2005
- 27, Aaryn Ellenberg vs. UCLA, 2013
- 27, Whitney Hand vs. Miami (Fla.), 2011
- 27, Courtney Paris vs. Pepperdine, 2006

REBOUNDS

- 20, Courtney Paris vs. Ole Miss, 2007
- 17, Joanna McFarland vs. Central Michigan, 2013
- 17, Dionnah Jackson vs. Arizona, 2005
- 16, Joanna McFarland vs. Tennessee, 2013
- 16, Joanna McFarland vs. UCLA, 2013
- 16, Courtney Paris vs. Prairie View, 2009
- 16, Ashley Paris vs. Pittsburgh, 2009
- 16, Courtney Paris vs. Stanford, 2006
- 15, Joanna McFarland vs. James Madison, 2011
- 15, Joanna McFarland vs. Miami (Fla.), 2011
- 15, Amanda Thompson vs. South Dakota State, 2010
- 15, Courtney Paris vs. BYU, 2006

ASSISTS

- 12, Stacey Dales vs. BYU, 2000
- 11, Danielle Robinson vs. Miami (Fla.), 2011
- 11, Danielle Robinson vs. Louisville, 2009
- 10, Gileysa Penzo vs. DePaul, 2018
- 10, Britney Brown vs. BYU, 2006
- 9, Stacey Dales vs. Colorado, 2002
- 8, Danielle Robinson vs. Pittsburgh, 2009
- 8, Amanda Thompson vs. Notre Dame, 2008
- 7, Morgan Hook vs. Central Michigan, 2013
- 7, Whitney Hand vs. St. John's, 2012
- 7, Danielle Robinson vs. Pittsburgh, 2010
- 7, Jenna Plumlee vs. SE Missouri State, 2007
- 7, Britney Brown vs. Arizona, 2005
- 7, Dionnah Jackson vs. George Washington, 2003
- 7, LaNeisha Caufield vs. Washington, 2001

» OPPONENTS

POINTS

- 38, Kelsey Plum, Washington, 2017
- 38, Nneka Ogumike, Stanford, 2010
- 36, Crystal Bradford, Central Michigan, 2013
- 35, Charel Allen, Notre Dame, 2008
- 34, Camille Copper, Purdue, 2000



» Aaryn Ellenberg scored 36 points against DePaul in 2014 to set an OU NCAA Tournament single-game record.

- 31, Victoria Dunlap, Kentucky, 2010
- 31, Armintie Price, Ole Miss, 2007
- 31, Daphanie Kennedy, Pepperdine, 2006
- 29, Candice Wiggins, Stanford, 2006
- 25, Ashley Awkward, Ole Miss, 2007

REBOUNDS

- 17, Racquel Spurlock, Louisiana Tech, 1995
- 16, Nneka Ogumike, Stanford, 2010
- 15, Chantel Osahor, Washington, 2017
- 14, Crystal Bradford, Central Michigan, 2013
- 14, Morgan Stroman, Miami (Fla.), 2011
- 14, Karen Booker, Vanderbilt, 1986
- 13, Victoria Dunlap, Kentucky, 2010
- 13, Lindsey Wisdom-Hilton, Purdue, 2009
- 13, Swin Cash, Connecticut, 2002
- 11, Erica McCall, Stanford, 2015
- 11, Angel McCoughtry, Louisville, 2009
- 11, Nicole Powell, Stanford, 2004
- 11, Maquisha Walker, 1995

ASSISTS

- 12, Skylar Diggins, Notre Dame, 2011
- 11, Kelsey Plum, Washington, 2017
- 9, Dee Dee Wheeler, Arizona, 2005
- 8, Shea Ralph, Connecticut, 2000
- 8, Kamie Ethcide, Texas, 1986
- 7, by eight players (most recently by Chantel Osahor, Washington, 2017)



NCAA TOURNAMENT RECORDS

» OKLAHOMA TEAM HIGHS

POINTS

- 111 vs. Quinnipiac, 2015
- 100 vs. DePaul, 2014
- 94 vs. Colorado, 2002
- 90 vs. Loyola (Md.), 1995
- 88 vs. Michigan, 2012
88 vs. Miami (Fla.), 2011
88 vs. Kentucky, 2010

FIELD GOALS

- 40 vs. Quinnipiac, 2015
- 38 vs. Vanderbilt, 1986
- 34 vs. DePaul, 2014
34 vs. Michigan, 2012
34 vs. Colorado, 2002

FIELD GOAL ATTEMPTS

- 76 vs. Vanderbilt, 1986
- 75 vs. Tennessee, 2013
- 73 vs. DePaul, 2014
- 72 vs. Stanford, 2015
72 vs. Quinnipiac, 2015

FIELD GOAL PERCENTAGE

- .615 vs. Kentucky, 2010
- .569 vs. SE Missouri State, 2007
- .556 vs. Quinnipiac, 2015
- .548 vs. Colorado, 2002
- .544 vs. BYU, 2000

3-POINT FIELD GOALS

- 13 vs. Quinnipiac, 2015
- 12 vs. Washington, 2017
12 vs. DePaul, 2014
- 11 vs. UCLA, 2013
11 vs. Miami (Fla.), 2011

3-POINT FIELD GOAL ATTEMPTS

- 33 vs. DePaul, 2014
- 29 vs. Quinnipiac, 2015
29 vs. Tennessee, 2013
29 vs. Michigan, 2012
29 vs. Miami (Fla.), 2011

3-POINT FG PCT. (MIN. 10 ATTEMPTS)

- .588 (10-for-17) vs. SE Mo. State, 2007
- .563 (9-for-16) vs. Notre Dame, 2008
- .529 (7-for-14) vs. Notre Dame, 2010
- .500 (10-for-20) vs. BYU, 2006
- .474 (9-for-19) vs. Cent. Michigan, 2013

FREE THROWS

- 30 vs. Stanford, 2015
- 26 vs. UCLA, 2013
- 25 vs. DePaul, 2018
25 vs. Pepperdine, 2006
- 24 vs. Purdue, 2009

FREE THROW ATTEMPTS

- 38 vs. Stanford, 2015
- 37 vs. UCLA, 2013
- 34 vs. Pepperdine, 2006
- 33 vs. DePaul, 2018
33 vs. Hartford, 2002

FREE THROW PCT. (MIN. 10 ATTEMPTS)

- .958 (23-for-24) vs. Marist, 2004
- .952 (20-for-21) vs. DePaul, 2014
- .909 (10-for-11) vs. Notre Dame, 2010
.909 (10-for-11) vs. S.D. State, 2010
- .905 (20-for-22) vs. Gonzaga, 2017
.905 (12-for-14) vs. Kentucky, 2010

REBOUNDS

- 58 vs. Vanderbilt, 1986
- 53 vs. Prairie View A&M, 2009
- 52 vs. Stanford, 2001
- 51 vs. Pittsburgh, 2009
- 50 vs. Tennessee, 2013

ASSISTS

- 27 vs. Quinnipiac, 2015
- 23 vs. Notre Dame, 2008
- 23 vs. Colorado, 2002
- 22 vs. Michigan, 2012
22 vs. Miami (Fla.), 2011

TURNOVERS

- 33 vs. Connecticut, 2000
- 26 vs. Ole Miss, 2007
- 24 vs. Central Michigan, 2013
- 24 vs. Notre Dame, 2011
- 24 vs. Notre Dame, 2008

BLOCKED SHOTS

- 13 vs. Purdue, 2016
- 11 vs. Gonzaga, 2017
- 8 vs. Notre Dame, 2008
- 7 vs. Stanford, 2015
7 vs. DePaul, 2014
7 vs. Louisville, 2009
7 vs. Purdue, 2009
7 vs. Georgia Tech, 2009
7 vs. Illinois State, 2009
7 vs. Illinois State, 2008
7 vs. Marquette, 2007

STEALS

- 21 vs. Loyola (Md.), 1995
- 14 vs. Prairie View A&M, 2009
- 13 vs. Hartford, 2002
- 12 vs. Connecticut, 2002
- 11 vs. Duke, 2002



» Gabbi Ortiz and the 2014-15 Sooners set program records against Quinnipiac for points, field goals and 3-point field goals in an NCAA Tournament game.



» OPPONENT TEAM HIGHS

POINTS

- 108, Washington, 2017
- 104, DePaul, 2014
- 102, Connecticut, 2000
- 90, DePaul, 2018
- 88, Stanford, 2015

FIELD GOALS

- 40, Connecticut, 2000
- 36, Washington, 2017
36, DePaul, 2014
- 32, Miami (Fla.), 2011
32, Texas, 1986

FIELD GOAL ATTEMPTS

- 84, Central Michigan, 2013
- 78, Vanderbilt, 1986
- 77, James Madison, 2011
- 74, Pittsburgh, 2009
74, Ole Miss, 2007

FIELD GOAL PERCENTAGE

- .571, Washington, 2017
.571, Connecticut, 2000
- .526, Connecticut, 2002
- .525, Texas, 1986
- .517, DePaul, 2018

3-POINT FIELD GOALS

- 18, Washington, 2017
- 13, BYU, 2000
- 12, DePaul, 2018
12, Quinnipiac, 2015
- 11, DePaul, 2014

3-POINT FIELD GOAL ATTEMPTS

- 33, Central Michigan, 2013
- 30, Washington, 2017
- 29, Quinnipiac, 2015
- 25, James Madison, 2011
25, BYU, 2000

3-POINT FG PCT. (MIN. 10 ATTEMPTS)

- .600 (18-for-30), Washington, 2017
- .571 (8-for-14), Oral Roberts, 2001
- .520 (13-for-25), BYU, 2000
- .500 (12-for-24), DePaul, 2018
.500 (9-for-18), Notre Dame, 2008
.500 (7-for-14), George Washington, 2003

FREE THROWS

- 31, Purdue, 2009
- 29, Kentucky, 2016
29, Ole Miss, 2007
- 28, Loyola (Md.), 1995
- 26, Quinnipiac, 2015

FREE THROW ATTEMPTS

- 41, Ole Miss, 2007
- 38, Kentucky, 2007
- 35, Loyola (Md.), 1995
35, Texas, 1986
- 34, Purdue, 2009

FREE THROW PCT. (MIN. 10 ATTEMPTS)

- .917 (22-for-24), Notre Dame, 2008
- .917 (11-for-12), SE Missouri State, 2007
- .912 (31-for-34), Purdue, 2009
- .909 (20-for-22), Kentucky, 2010
- .900 (18-for-20), George Washington, 2003

REBOUNDS

- 60, Louisiana Tech, 1995
- 53, Stanford, 2010
- 50, UCLA, 2013
- 48, Washington, 2001
- 47, Notre Dame, 2011

ASSISTS

- 26, DePaul, 2018
- 24, Notre Dame, 2011
- 20, Washington, 2017
- 20, DePaul, 2014
- 19, Stanford, 2006
19, Duke, 2002
19, Connecticut, 2000

TURNOVERS

- 32, Loyola (Md.), 1995
- 29, Colorado, 2002
- 24, Notre Dame, 2011
- 22, Hartford, 2002
- 20, Little Rock, 2010

BLOCKED SHOTS

- 11, Stanford, 2001
- 8, Kentucky, 2016
8, Connecticut, 2002
- 7, George Washington, 2003
7, Vanderbilt, 1986

STEALS

- 21, Connecticut, 2000
- 16, Ole Miss, 2007
- 15, James Madison, 2011
- 14, Notre Dame, 2011
- 13, Prairie View A&M, 2009
13, Notre Dame, 2008



NCAA TOURNAMENT RECORDS

» OKLAHOMA CAREER CATEGORY LEADERS

GAMES PLAYED

- 15, Jasmine Hartman (2009, 2010, 2011, 2013)
15, Danielle Robinson (2008, 2009, 2010, 2011)
15, Carlee Roethlisberger (2008, 2009, 2010, 2011)
- 14, Amanda Thompson (2007, 2008, 2009, 2010)
- 13, Joanna McFarland (2010, 2011, 2012, 2013)
13, Ashley Paris (2006, 2007, 2008, 2009)
13, Courtney Paris (2006, 2007, 2008, 2009)
- 12, Stacey Dales (2000, 2001, 2002)
12, LaNeisha Caufield (2000, 2001, 2002)
- 11, Abi Olajuwon (2007, 2008, 2009, 2010)
11, Caton Hill (2000, 2001, 2002, 2004)

MINUTES PLAYED

- 510, Danielle Robinson (2008, 2009, 2010, 2011)
- 410, LaNeisha Caufield (2000, 2001, 2002)
- 409, Stacey Dales (2000, 2001, 2002)
- 394, Courtney Paris (2006, 2007, 2008, 2009)
- 352, Nyeshia Stevenson (2007, 2008, 2009, 2010)
- 350, Caton Hill (2000, 2001, 2002, 2004)
- 347, Ashley Paris (2006, 2007, 2008, 2009)
- 336, Whitney Hand (2009, 2011, 2012)
- 311, Amanda Thompson (2007, 2008, 2009, 2010)
- 300, Carlee Roethlisberger (2008, 2009, 2010, 2011)

POINTS

- 250, Courtney Paris (2006, 2007, 2008, 2009)
- 214, Danielle Robinson (2007, 2008, 2009, 2010)
- 208, LaNeisha Caufield (2000, 2001, 2002)
- 173, Aaryn Ellenberg (2011, 2012, 2013, 2014)
- 171, Stacey Dales (2000, 2001, 2002)
- 150, Whitney Hand (2009, 2011, 2012)
- 146, Nyeshia Stevenson (2007, 2008, 2009, 2010)
- 141, Caton Hill (2000, 2001, 2002, 2004)
- 123, Leah Rush (2004, 2005, 2006, 2007)
- 113, Ashley Paris (2006, 2007, 2008, 2009)

FIELD GOALS

- 99, Courtney Paris (2006, 2007, 2008, 2009)
- 81, Danielle Robinson (2008, 2009, 2010, 2011)
- 66, LaNeisha Caufield (2000, 2001, 2002)
- 62, Aaryn Ellenberg (2011, 2012, 2013, 2014)
- 61, Stacey Dales (2000, 2001, 2002)
- 54, Caton Hill (2000, 2001, 2002, 2004)
- 50, Nyeshia Stevenson (2007, 2008, 2009, 2010)
- 47, Whitney Hand (2009, 2011, 2012)
- 46, Leah Rush (2004, 2005, 2006, 2007)
- 45, Ashley Paris (2006, 2007, 2008, 2009)



» Danielle Robinson averaged 14.3 points, 5.7 assists and 4.3 rebounds in 15 NCAA Tournament games, helping the Sooners to back-to-back Final Four appearances in 2009 and 2010.

FIELD GOAL ATTEMPTS

- 182, Danielle Robinson (2007, 2008, 2009, 2010)
- 174, Courtney Paris (2006, 2007, 2008, 2009)
- 149, Stacey Dales (2000, 2001, 2002)
- 146, Aaryn Ellenberg (2011, 2012, 2013, 2014)
146, LaNeisha Caufield (2000, 2001, 2002)
- 118, Caton Hill (2000, 2001, 2002, 2004)
- 116, Whitney Hand (2009, 2011, 2012)
- 112, Nyeshia Stevenson (2007, 2008, 2009, 2010)
- 111, Amanda Thompson (2007, 2008, 2009, 2010)
- 107, Ashley Paris (2006, 2007, 2008, 2009)

FIELD GOAL PCT. (MIN. 50 ATTEMPTS)

- .640, Abi Olajuwon (2007, 2008, 2009, 2010)
- .596, Kaylon Williams (2012, 2014, 2015, 2016)
- .575, Leah Rush (2004, 2005, 2006, 2007)
- .569, Courtney Paris (2006, 2007, 2008, 2009)
- .560, Nicole Griffin (2011, 2012, 2013, 2014)
- .486, Dionnah Jackson (2002, 2003, 2004, 2005)
- .482, Vionise Pierre-Louis (2015, 2016, 2017, 2018)
- .481, Gabbi Ortiz (2015, 2016, 2017, 2018)
- .475, Joanna McFarland (2010, 2011, 2012, 2013)
- .462, Sharane Campbell (2012, 2013, 2014, 2015)

3-POINT FIELD GOALS

- 31, Aaryn Ellenberg (2011, 2012, 2013, 2014)
- 23, Whitney Hand (2009, 2011, 2012)
- 18, Nyeshia Stevenson (2007, 2008, 2009, 2010)
- 17, Stacey Dales (2000, 2001, 2002)
- 15, Leah Rush (2004, 2005, 2006, 2007)
- 13, Peyton Little (2015, 2016, 2017)
13, Gabbi Ortiz (2015, 2016, 2017, 2018)
- 11, LaNeisha Caufield (2000, 2001, 2002)
11, Erin Higgins (2004, 2005, 2006, 2007)
- 10, Caton Hill (2000, 2001, 2002, 2004)
10, Carlee Roethlisberger (2008, 2009, 2010, 2011)



» OKLAHOMA CAREER CATEGORY LEADERS (CONTINUED)

3-POINT FIELD GOAL ATTEMPTS

- 82, Aaryn Ellenberg, (2011, 2012, 2013, 2014)
- 66, Whitney Hand (2009, 2011, 2012)
- 60, Nyeshia Stevenson (2007, 2008, 2009, 2010)
- 50, Stacey Dales (2000, 2001, 2002)
- 41, Erin Higgins (2004, 2005, 2006, 2007)
- 36, Carlee Roethlisberger (2008, 2009, 2010, 2011)
- 35, LaNeisha Caufield (2000, 2001, 2002)
- 33, Peyton Little (2015, 2016, 2017)
- 32, Caton Hill (2000, 2001, 2002, 2004)
- 30, Gabbi Ortiz (2015, 2016, 2017, 2018)
- 30, Maddie Manning (2015, 2016, 2017, 2018)

3-POINT FIELD GOAL PCT. (MIN. 10 ATTEMPTS)

- .636 (7-11), Derica Wyatt (2014, 2015, 2016, 2017)
- .536 (15-28), Leah Rush (2004, 2005, 2006, 2007)
- .500 (7-14), Britney Brown (2003, 2004, 2005, 2006)
- .444 (7-16), Joanna McFarland (2010, 2011, 2012, 2013)
- .433 (13-30), Gabbi Ortiz (2015, 2016, 2017, 2018)
- .393 (13-33), Peyton Little (2015, 2016, 2017)
- .391 (9-23), Gabbi Ortiz (2015, 2016, 2017)
- .378 (31-82), Aaryn Ellenberg (2011, 2012, 2013, 2014)
- .360 (5-14), Dionnah Jackson (2002, 2003, 2004, 2005)
- .348 (23-66), Whitney Hand (2009, 2011, 2012)

FREE THROWS

- 65, LaNeisha Caufield (2000, 2001, 2002)
- 56, Danielle Robinson (2008, 2009, 2010, 2011)
- 52, Courtney Paris (2006, 2007, 2008, 2009)
- 33, Whitney Hand (2009, 2011, 2012)
- 33, Sharane Campbell-Olds (2012, 2013, 2014, 2015)
- 30, Joanna McFarland (2010, 2011, 2012, 2013)
- 30, Stacey Dales (2000, 2001, 2002)
- 28, Nyeshia Stevneson (2007, 2008, 2009, 2010)
- 23, Ashley Paris (2006, 2007, 2008, 2009)
- 23, Dionnah Jackson (2002, 2003, 2004, 2005)
- 23, Caton Hill (2000, 2001, 2002, 2004)

FREE THROW ATTEMPTS

- 79, Courtney Paris (2006, 2007, 2008, 2009)
- 78, LaNeisha Caufield (2000, 2001, 2002)
- 60, Danielle Robinson (2008, 2009, 2010, 2011)
- 48, Stacey Dales (2000, 2001, 2002)
- 39, Sharane Campbell-Olds (2012, 2013, 2014, 2015)
- 38, Nyeshia Stevenson (2007, 2008, 2009, 2010)
- 36, Whitney Hand (2009, 2011, 2012)
- 34, Joanna McFarland (2010, 2011, 2012, 2013)
- 33, Dionnah Jackson (2002, 2003, 2004, 2005)
- 30, Vionise Pierre-Louis (2015, 2016, 2017, 2018)
- 30, Ashley Paris (2006, 2007, 2008, 2009)

FREE THROW PCT. (MIN. 10 ATTEMPTS)

- 1.000 (13-13) Britney Brown (2004, 2005, 2006, 2007)
- .933 (56-60), Danielle Robinson (2008, 2009, 2010, 2011)
- .923 (12-13), Peyton Little (2015, 2016, 2017)
- .917 (11-12), Ana Llanusa (2018)
- .916 (33-36), Whitney Hand (2009, 2011, 2012)
- .909 (10-11), Gabbi Ortiz (2015, 2016, 2017)
- .909 (10-11), Gioya Carter (2014, 2015, 2016, 2017)
- .882 (30-34), Joanna McFarland (2010, 2011, 2012, 2013)
- .857 (18-21), Chelsi Welch (2003, 2005, 2006, 2007)
- .846 (33-39) Sharane Campbell (2012, 2013, 2014, 2015)

REBOUNDS

- 175, Courtney Paris (2006, 2007, 2008, 2009)
- 109, Ashley Paris (2006, 2007, 2008, 2009)
- 102, Joanna McFarland (2010, 2011, 2012, 2013)
- 95, Caton Hill (2000, 2001, 2002, 2004)
- 81, Amanda Thompson (2007, 2008, 2009, 2010)
- 64, Danielle Robinson (2008, 2009, 2010, 2011)
- 58, Whitney Hand (2009, 2011, 2012)
- 58, Dionnah Jackson (2002, 2003, 2004, 2005)
- 52, Stacey Dales (2000, 2001, 2002)
- 50, Vionise Pierre-Louis (2015, 2016, 2017, 2018)

ASSISTS

- 85, Danielle Robinson (2008, 2009, 2010, 2011)
- 62, Stacey Dales (2000, 2001, 2002)
- 36, Whitney Hand (2009, 2011, 2012)
- 35, Britney Brown (2004, 2005, 2006, 2007)
- 34, LaNeisha Caufield (2000, 2001, 2002)
- 31, Amanda Thompson (2007, 2008, 2009, 2010)
- 30, Morgan Hook (2011, 2012, 2013, 2014)
- 25, Caton Hill (2000, 2001, 2002, 2004)
- 23, Ashley Paris (2006, 2007, 2008, 2009)

BLOCKED SHOTS

- 43, Courtney Paris (2006, 2007, 2008, 2009)
- 25, Vionise Pierre-Louis (2015, 2016, 2017, 2018)
- 13, Nicole Griffin (2011, 2012, 2013, 2014)
- 10, Amanda Thompson (2007, 2008, 2009, 2010)
- 7, Kaylon Williams (2012, 2014, 2015, 2016)
- 7, Abi Olajuwon (2007, 2008, 2009, 2010)
- 7, Ashley Paris (2006, 2007, 2008, 2009)

STEALS

- 29, Danielle Robinson (2008, 2009, 2010, 2011)
- 24, LaNeisha Caufield (2000, 2001, 2002)
- 17, Whitney Hand (2009, 2011, 2012)
- 17, Caton Hill (2000, 2001, 2002, 2004)
- 16, Stacey Dales (2000, 2001, 2002)
- 15, Nyeshia Stevenson (2007, 2008, 2009, 2010)
- 13, Amanda Thompson (2007, 2008, 2009, 2010)
- 13, Courtney Paris (2006, 2007, 2008, 2009, 2010)



1,000-POINT SCORERS

» 1. COURTNEY PARIS (2,729)

Leads OU in scoring with 2,729 points ... One of the most dominant post players in NCAA history ... Ended career with 20 NCAA, 57 Big 12 Conference and 69 Oklahoma records ... Set an NCAA mark with 112 consecutive games with a double-double ... Became the first player ever, regardless of gender, to record 2,500 career points and 2,000 career rebounds ... 2007 AP National Player of the Year ... First four-time AP and USBWA All-America selection ... Four-time finalist for the Naismith National Player of the Year ... Three-time Big 12 Player of the Year (2007, 2008, 2009), 2007 & 2008 Big 12 Defensive Player of the Year and 2006 Big 12 Freshman of the Year ... Set OU single-season records with averages of 23.5 points, 15.9 rebounds and 3.4 blocks per game in 2007 ... Became the first-ever player to win WBCA National Player of the Month three times during the 2006-07 season ... 2006 and 2007 Big 12 Tournament MVPs ... As a freshman, became the first NCAA player to register 700 points, 500 rebounds, and 100 blocks in one season ... Set NCAA and OU record with 539 rebounds during the 2005-06 season ... Also established NCAA freshman blocks record with 119 ... One of three players to record a triple-double in program history ... Drafted as the No. 7 overall selection in the 2009 WNBA Draft ... Played 10 years in the WNBA and overseas.



» Courtney Paris is OU's all-time leading scorer by 401 points. She scored 2,729 points during her four-year career.

» 3. PHYLESHA WHALEY (2,187)

Third all-time leading scorer in OU history with 2,187 ... Averaged 20.8 points per game her senior year ... First on career records in minutes played per game (34.9) ... Appears in the top three in the following categories: scoring average (2nd/18.9); free throws made (2nd/552); free throws attempted (3rd/710) and minutes averaged (1st/34.9) ... First player in school history to reach the 2,000-point mark in the Big 12 era ... Awarded first team all-conference honors in last three seasons ... Was named 2000 Big 12 Player of the Year and led Sooners to the Sweet 16 ... Honorable mention All-American by Associated Press and Kodak.



SEASON	G	FG-FGA	PCT	3G-A	PCT	FT-FTA	PCT	REBS	AVG	PTS	AVG
2005-06	36	331-539	.614	0-1,000	126-262	.481	539	15.0	788	21.9	
2006-07	33	318-558	.570	0-4,000	139-242	.574	526	15.9	775	23.5	
2007-08	31	239-426	.561	0-3,000	100-175	.571	446	15.0	578	18.6	
2008-09	37	236-418	.565	0-0,000	116-201	.577	503	13.6	588	15.9	
TOTALS	137	1124-1941	.579	0-8,000	481-880	.547	2034	14.8	2729	19.9	

SEASON	G	FG-FGA	PCT	3G-A	PCT	FT-FTA	PCT	REBS	AVG	PTS	AVG
1996-97	27	133-299	.445	1-7	.143	119-175	.680	193	7.1	386	14.3
1997-98	27	182-383	.475	14-40	.350	168-213	.689	220	8.1	546	20.2
1998-99	29	197-420	.469	27-75	.360	148-178	.831	217	7.5	569	19.6
1999-00	33	265-492	.529	39-80	.488	117-144	.813	261	7.9	686	20.8
TOTALS	116	777-1594	.487	81-202	.401	552-710	.777	892	7.7	2187	18.9

» 2. AARYN ELLENBERG (2,328)

Finished career as OU's top 3-point shooter ... Only player in school history to make 100 or more treys in a single season (115, 2013) ... Owns the Oklahoma career record for 3-point field goals (284) ... Finished career second all-time in Big 12 and 11th in NCAA history with 376 3-pointers ... Two-time AP All-American honorable mention ... Three-time All-Big 12 First Team selection ... Currently in the top five in the following categories: 3-pointers attempted (1st/975); field goals attempted (1st/2,025); field goals made (3rd/825); 3-point field goal percentage (4th/.386); scoring average (5th/18.7).



» 4. MOLLY MCGUIRE (2,147)

Fourth in points scored with a total of 2,147 ... Became first OU basketball player (men's or women's) to score more than 2,000 points and pull down 1,000 rebounds in a career ... Second in school history with 1,071 career rebounds ... Chosen as Big Eight Player of the Year and second-team All-America by Women's Basketball News Service in 1983 ... Third team All-America and was one of 30 finalists for the Wade Trophy in 1983 ... Second in OU history with 859 career field goals made and third overall with a 18.7 scoring average.



SEASON	G	FG-FGA	PCT	3G-A	PCT	FT-FTA	PCT	REBS	AVG	PTS	AVG
2010-11	35	204-519	.393	94-237	.397	64-79	.810	115	3.3	566	16.2
2011-12	34	193-486	.368	75-204	.368	67-84	.798	118	3.5	528	15.5
2012-13	35	250-542	.424	115-278	.414	79-105	.752	117	3.3	654	18.7
2013-14	30	194-478	.414	92-256	.359	92-115	.800	122	4.1	580	19.3
TOTALS	134	825-2055	.407	367-975	.386	302-383	.789	472	3.5	2328	17.4

SEASON	G	FG-FGA	PCT	3G-A	PCT	FT-FTA	PCT	REBS	AVG	PTS	AVG
1983-84	32	107-228	.469	—	—	42-65	.646	137	4.3	256	8.0
1984-85	37	238-455	.523	—	—	106-134	.791	307	8.3	582	15.7
1985-86	35	288-543	.530	—	—	159-207	.768	287	8.2	735	21.0
1986-87	33	214-418	.512	9-19	.474	80-114	.702	223	6.8	524	15.9
TOTALS	115	859-1433	.599	—	—	429-588	.730	1071	9.3	2147	18.7

1,000-POINT SCORERS



» 5. DANIELLE ROBINSON (2,138)

Top scoring point guard in program history ... Finished career as one of three players in history to cross the 2,000-point, 700-assists and 300-steal benchmarks in a career ... Ranks third in field goals attempted (1,676) and fourth in field goals made (876) ... Set program record with 140 career starts and 4,579 minutes played ... Second in OU history with 726 assists ... Two-time Associated Press All-America selection ... Led the Sooners to back-to-back Final Four appearances in 2009 and 2010 ... Appeared in 15 NCAA Tournament games during her career ... 2010 NCAA Women's Final Four All-Tournament team ... Three-time Nancy Lieberman Award Finalist (2009, 2010, 2011) ... Selected as the No. 6 overall pick by San Antonio Stars.



SEASON	G	FG-FGA	PCT	3G-A	PCT	FT-FTA	PCT	REBS	AVG	PTS	AVG
2007-08	31	155-323	.480	0-2	.000	68-99	.687	90	2.9	378	12.2
2008-09	37	180-324	.556	0-1	.000	119-132	.902	106	2.9	479	12.9
2009-10	38	240-516	.465	2-15	.133	157-179	.877	127	3.3	639	16.8
2010-11	35	253-513	.458	5-18	.278	169-190	.879	129	3.7	642	18.3
TOTALS	141	810-1676	.483	7-36	.194	511-600	.852	452	3.2	2,138	15.2

» 6. LANEISHA CAUFIELD (2,125)

Sixth all-time on OU's scoring chart with 2,125 points ... Claimed the career record in steals with a total of 402 ... OU's all-time leader in free throws made (693) and second in free throw attempts (826) ... Also second in program history with 4,287 minutes played ... Defensive Player of the Year by Women's Basketball News Service after both her junior and senior campaigns ... 2002 Women's Basketball News Service All-American ... Named a Women's Basketball Journal All-American in 2001 ... Named second team all-conference in her last three seasons (2000, 2001, 2002) ... 1999 Big 12 Freshman of the Year.



SEASON	G	FG-FGA	PCT	3G-A	PCT	FT-FTA	PCT	REBS	AVG	PTS	AVG
1998-99	29	131-272	.482	12-36	.333	183-227	.806	152	5.3	457	15.8
1999-00	33	160-319	.502	13-43	.302	173-205	.844	162	4.9	506	15.3
2000-01	34	185-395	.468	20-73	.274	146-174	.839	145	4.3	536	15.8
2001-02	36	203-441	.460	29-79	.357	191-220	.868	179	5.0	626	17.4
TOTALS	132	679-1427	.476	74-251	.320	693-826	.839	639	4.8	2,125	16.1



» Stacey Dales is one of two Sooners to win multiple Big 12 Player of the Year awards.

» 7. STACEY DALES (1,920)

Two-time Big 12 Player of the Year (2001, 2002) ... Collected first All-Big 12 honors after junior and senior seasons ... Named to the All-Tournament team at the 2002 Big 12 Championship and awarded MVP honors ... Ranks first all-time with 764 assists at OU ... Played 4,199 minutes as a Sooner, the third-most by an Oklahoma player ... Also ranks fourth in OU history with 1,621 field goals attempted ... Two-time AP All-America selection ... 2002 Naismith Player of the Year finalist ... Named to 2002 Final Four All-Tournament team ... Two-time CoSIDA Academic All-America selection ... No. 3 overall pick in the 2002 WNBA Draft by the Washington Mystics ... Highest WNBA Draft pick in program history ... Member of the 2000 Canadian Olympic team ... Currently works as a reporter for the NFL Network ... Became the first female student-athlete at OU to have her jersey honored on Nov. 21, 2014.



SEASON	G	FG-FGA	PCT	3G-A	PCT	FT-FTA	PCT	REBS	AVG	PTS	AVG
1997-98	1	0-0.000		0-0.000		0-0.000		0	0	0	0
1998-99	29	129-331	.390	24-77	.312	64-97	.660	201	6.9	346	11.9
1999-00	33	153-371	.412	43-122	.352	71-115	.617	168	5.1	420	12.7
2000-01	34	209-439	.476	28-86	.321	97-147	.660	172	5.1	543	16.0
2001-02	36	228-479	.476	41-106	.387	14-145	.786	180	5.0	611	17.0
TOTALS	133	719-1620	.444	136-391	.348	348-504	.687	721	5.5	1,920	14.5

» T-8. CATON HILL (1,653)

Tied for eighth best in career points with 1,653 ... Set a then-school record with 140 career games played ... Second place in career defensive rebounds (745) ... Fourth all-time in school history and ninth in Big 12 history with 1,052 career rebounds ... Ended career ranked in the top 10 of these career categories: double-doubles (3rd/33); free throw percentage (5th/.799); offensive rebounds (6th/307) ... field goals made (9th/611); steals (7th/217); field goals attempted (9th/1,292); rebounding average (10th/7.5); 3-point field goals made (10th/129) ... One of four OU players to record 1,000 points and 1,000 rebounds for their collegiate career ... 2004 CoSIDA Academic All-America third team honoree ... Helped OU to three straight Big 12 regular season titles in 2000, 2001 and 2002.



SEASON	G	FG-FGA	PCT	3G-A	PCT	FT-FTA	PCT	REBS	AVG	PTS	AVG
1999-00	33	118-251	.470	16-49	.327	58-83	.699	244	7.4	310	9.4
2000-01	34	172-352	.518	27-59	.458	70-86	.814	315	9.3	441	13.0
2001-02	36	164-355	.462	45-113	.398	82-101	.812	250	6.9	455	12.6
2002-03	4	10-33	.303	0-4	.000	21-24	.875	38	9.8	41	10.3
2003-04	33	147-321	.458	41-101	.406	71-84	.835	205	6.2	406	12.3
TOTALS	140	611-1312	.466	129-326	.399	302-378	.799	1052	7.5	1,653	11.8



1,000-POINT SCORERS

» T-8. JACQUETTA HURLEY (1,653)

Posted 1,653 points while at OU, good for eighth place in career points ... Also known as a defensive specialist ... Ranks third all-time in steals with 280 ... One of the top shot blockers in the Big Eight, finishing with 84 during her career ... Posted a 20-game double figure scoring streak as a junior ... Posted a career-best 17.2 points per game during the 1984-85 season ... Named to the All-Big Eight first team as a junior and as a senior ... Sixth in school history with 670 field goals made.



SEASON	G	FG-FGA	PCT	3G-A	PCT	FT-FTA	PCT	REBS	AVG	PTS	AVG
1982-83	28	128-229	.559	—	—	44-84	.523	173	6.2	300	10.7
1983-84	32	184-349	.527	—	—	88-120	.733	197	6.2	456	14.3
1984-85	30	215-373	.576	—	—	85-136	.625	236	7.9	515	17.2
1985-86	31	143-305	.469	—	—	96-123	.780	189	6.1	382	12.3
TOTALS	121	670-1256	.533	—	—	313-463	.676	795	6.6	1653	13.7

» 10. LYNN MCCURDY (1,553)

Averaged a career-best 16.6 points a game her senior season, pushing her to 1,553 points during her career ... Ranks 10th all-time in the Sooner record books in scoring ... Ranks eighth in steals (205) and ninth in double-figure scoring games (78) ... Was named honorable mention All-Big Eight as a junior ... Was also a second team all-conference selection as a senior ... Named to the NWIT all-tournament team in 1984.



SEASON	G	FG-FGA	PCT	3G-A	PCT	FT-FTA	PCT	REBS	AVG	PTS	AVG
1980-81	31	108-245	.441	—	—	95-128	.742	187	6.0	311	10.4
1981-82	31	136-316	.430	—	—	71-91	.780	192	6.2	343	11.1
1982-83	27	145-332	.438	—	—	79-111	.711	196	7.3	369	13.7
1983-84	32	219-430	.509	—	—	92-111	.829	212	6.6	530	16.6
TOTALS	121	608-1323	.460	—	—	337-441	.764	787	6.5	1553	12.8

» 11. ANGI GUFFY (1,511)


Talented both on and off the court ... Also named to academic all-conference team three years in a row ... Named second team all-conference by Big Eight ... Award honorable mention after her senior season ... Third all-time in field goal percentage (.552) ... Also appears in the following career lists: free throws made (7th/354), defensive rebounds (9th/485); offensive rebounds (10th/227).



SEASON	G	FG-FGA	PCT	3G-A	PCT	FT-FTA	PCT	REBS	AVG	PTS	AVG
1975-76	25	97-213	.455	—	—	42-52	.807	103	4.1	236	9.4
1976-77	28	164-368	.446	—	—	97-123	.789	189	6.8	425	15.2
1977-78	25	140-281	.498	—	—	65-86	.756	139	5.6	345	13.8
1978-79	31	207-441	.469	—	—	67-82	.817	175	5.6	501	16.1
TOTALS	115	575-1042	.552	9-38	.237	354-468	.756	712	6.2	1511	13.1

» 12. DIONNAH JACKSON (1,491)

Known for her quickness, assists and defensive ability ... Voted the best team rebounder in 2004 ... Was recognized as a Wade Trophy National Player of the Year candidate as a senior ... Sits in the top 10 of the following career categories: assists (3rd/606); defensive rebounds (4th/626); steals (4th/265); minutes played (5th/4,051); minutes averaged (9th/30.9); double-figure scoring games (9th/81); free throws attempted (9th/468); free throws made (10th/334) ... Second team all-conference as a sophomore and junior ... MVP at 2004 Big 12 Championship ... 2004-05 Preseason Wooden All-America.



SEASON	G	FG-FGA	PCT	3G-A	PCT	FT-FTA	PCT	REBS	AVG	PTS	AVG
2001-02	36	101-195	.518	6-13	.462	53-90	.589	168	4.7	261	7.3
2002-03	32	139-327	.425	22-57	.386	79-114	.693	207	6.5	379	11.8
2003-04	33	148-339	.376	20-74	.270	97-123	.789	199	6.0	413	12.5
2004-05	30	158-349	.453	17-52	.327	105-141	.745	255	8.5	438	14.6
TOTALS	131	546-1210	.451	65-191	.332	334-568	.714	829	6.3	1491	11.4

» 13. ETTA MAYTUBBY (1,451)

Known for her scoring and excellent athletic ability ... 13th on the OU scoring list with 1,451 points ... Sharp-shooter from 3-point line, ranking fourth all-time in 3-point field goals made (174) and 3-point field goals attempted (537) ... Ranks ninth in steals (205), ninth in assists (302) and tenth in defensive rebounds (453) ... Honored by the Big Eight Conference and named second team All-Big Eight after her sophomore season ... Was honorable mention all-conference after junior year.



SEASON	G	FG-FGA	PCT	3G-A	PCT	FT-FTA	PCT	REBS	AVG	PTS	AVG
1992-93	27	117-255	.459	19-58	.328	56-96	.583	138	5.1	309	11.4
1993-94	28	163-330	.494	54-142	.380	33-54	.611	182	6.5	413	14.8
1994-95	30	134-322	.416	52-161	.323	58-80	.725	145	4.8	378	12.6
1995-96	27	134-354	.379	49-176	.278	34-56	.607	183	6.8	351	13.0
TOTALS	112	548-1261	.435	174-537	.324	181-286	.633	648	5.8	1451	13.0



» One of the most versatile players in program history, Dionnah Jackson is one of three OU guards with at least 1,000 points and 600 assists during their career.

1,000-POINT SCORERS



» 14. LEAH RUSH (1,427)


Ranks 14th on OU's all-time scoring chart after four-year career as a regular starter ... Was moved from center to forward as a junior to take advantage of her versatile, slashing style of play ... Named second team All-Big 12 during her sophomore and junior seasons ... Led the team in scoring with 15.5 points as a sophomore ... Awarded academic all-conference honors in 2005, 2006 and 2007 ... Academic All-Region in 2006 ... Ranked in seven other career categories: free throw percentage (6th/.795), offensive rebounds (9th/233) and minutes played (3,464).



SEASON	G	FG-FGA	PCT	3G-A	PCT	FT-FTA	PCT	REBS	AVG	PTS	AVG
2003-04	33	99-218	.454	6-24	.250	74-90	.822	144	4.4	278	8.4
2004-05	30	179-383	.465	15-45	.333	94-111	.847	190	6.3	465	15.5
2005-06	36	129-299	.431	31-91	.341	73-100	.730	189	5.3	362	10.1
2006-07	33	120-237	.506	33-76	.434	49-64	.766	131	4.0	322	9.8
TOTALS	132	526-1137	.463	85-236	.360	290-365	.795	654	5.0	1427	10.8

» 15. SHARANE CAMPBELL-OLDS (1,391)

Versatile guard with superb defensive ability ... Averaged a career-best 12.6 points per game as a junior ... Finished 15th on the Sooners' all-time scoring list with 1,391 career points ... 2012 Big 12 Freshman of the Year ... Also earned Big 12 Freshman of the Week honors six times ... Academic All-Big 12 first team selection as a sophomore and senior ... Ranks fifth in free throws made (442), sixth in free throws attempted (574) and seventh in games played (135).



SEASON	G	FG-FGA	PCT	3G-A	PCT	FT-FTA	PCT	REBS	AVG	PTS	AVG
2011-12	34	86-183	.470	11-33	.333	124-166	.747	108	3.2	307	9.0
2012-13	25	111-267	.416	26-90	.286	103-140	.736	149	4.3	351	10.0
2013-14	33	132-275	.480	14-58	.241	139-159	.874	178	5.4	417	12.6
2014-15	33	106-229	.463	28-75	.373	76-109	.697	187	5.7	316	9.9
TOTALS	135	435-954	.456	79-256	.309	442-574	.770	622	4.6	1391	10.3

» 16. TAYLOR ROBERTSON (1,388)

Reached the 1,000-point mark after just two seasons, joining Courtney Paris and Aaryn Ellenberg as the only Sooners to accomplish the feat... Became the first player in Big 12 history to hit 100 or more 3s in back-to-back seasons after making 105 as a freshman and 131 as a sophomore ... The NCAA's active career leader in 3-point field goal percentage at .439 (322-for-733) and treys per game with a 3.83 average ... Set a program record for the most consecutive 20-plus point games with eight during her sophomore season.



SEASON	G	FG-FGA	PCT	3G-A	PCT	FT-FTA	PCT	REBS	AVG	PTS	AVG
2018-19	30	134-290	.462	105-225	.467	56-63	.889	98	3.3	429	14.3
2019-20	30	165-374	.441	131-308	.425	112-125	.896	92	3.1	573	19.1
2020-21	24	122-257	.475	86-200	.430	56-57	.982	72	3.0	386	16.1
TOTALS	84	421-921	.457	322-733	.439	224-245	.914	262	3.1	1388	16.5

» 17. TAMI ROGERS (1,353)

Averaged a career-best 19.7 points per game as a senior, helping her build her four-year total to 1,353 points ... Ranks 16th all-time in the Sooner career record books for scoring ... Considered an outstanding shooter, tough rebounder and an intelligent player during her career ... Fourth in school history with a .811 free throw percentage ... Named All-Big Eight First Team selection following senior season ... Two-time CoSIDA Academic All-American (1989, 1990).



SEASON	G	FG-FGA	PCT	3G-A	PCT	FT-FTA	PCT	REBS	AVG	PTS	AVG
1985-86	30	52-126	.413	—	—	18-26	.692	71	2.4	122	4.1
1986-87	28	133-306	.435	—	—	49-61	.803	154	5.5	315	11.3
1987-88	27	128-303	.422	8-19	.421	81-98	.827	158	5.9	345	12.8
1988-89	29	213-538	.396	10-37	.270	135-164	.823	237	8.2	571	19.7
TOTALS	114	526-1273	.413	18-56	.321	283-349	.811	620	5.4	1353	11.9

» 18. MORGAN HOOK (1,323)

Ranks 17th on the all-time scoring list ... Scored a career-best 11.2 points per game as a senior ... Ranks fifth with 507 career assists ... Also appears in the record book for career-high 3-pointers (3rd/189), 3-point attempts (4th/524) and 3-point field goal percentage (10th/.361) ... Named second team All-Big 12 and first team Academic All-Big 12 following senior season ... All-Big 12 honorable mention as a junior.



SEASON	G	FG-FGA	PCT	3G-A	PCT	FT-FTA	PCT	REBS	AVG	PTS	AVG
2010-11	35	83-212	.392	54-143	.378	12-20	.600	41	1.2	232	6.6
2011-12	34	128-296	.360	50-136	.368	66-89	.742	104	3.1	372	10.9
2012-13	35	115-306	.376	42-127	.331	76-95	.800	116	3.3	348	9.9
2013-14	33	114-261	.437	43-118	.364	100-129	.775	116	3.5	371	11.2
TOTALS	137	440-1075	.409	189-524	.361	254-333	.763	377	2.8	1323	9.7



» Taylor Robertson has cemented herself as one of the greatest shooters in NCAA history and leads the nation in treys per game.



1,000-POINT SCORERS

»» 19. ANGIE ALEXANDER (1,302)

Averaged a double-digit scoring in her sophomore through senior seasons, helping her combine for 1,302 points ... Places her 18th all-time ... Appears near the top of the Sooner record books in assists (7th/367) and steals (10th/203) ... Named to the 1990 Big 12 All-Tournament Team.



SEASON	G	FG-FGA	PCT	3G-A	PCT	FT-FTA	PCT	REBS	AVG	PTS	AVG
1988-89	27	72-171	.421	0-0	.000	22-28	.786	72	2.7	166	6.1
1989-90	29	160-353	.453	8-13	.615	50-72	.694	148	5.1	378	13.0
1990-91	28	172-382	.450	44-129	.341	49-80	.612	186	6.6	437	15.6
1991-92	29	139-293	.474	18-54	.333	29-48	.604	134	4.6	321	11.1
TOTALS	113	543-1199	.445	70-196	.363	150-228	.658	540	4.8	1302	11.5

»» 20. VIONISE PIERRE-LOUIS (1,301)

Averaged a career-best 15.9 points per game as a senior ... Posted the fourth-best field goal percentage in single-season history (.611) ... Earned All-Big 12 First Team honors in 2018 and was an All-Big 12 Second Team pick in 2017 ... Joined Courtney Paris as one of two Sooners to record at least 1,300 points, 800 rebounds and 200 blocks for a career ... Ranks third all-time at OU with 221 career blocks ... Also ranks in the top 10 in program history in the following categories: field goal percentage (3rd/.562), free throw attempts (8th/488), free throws (9th/337), total rebounds (9th/801) ... 2016 Big 12 Sixth Man of the Year.



SEASON	G	FG-FGA	PCT	3G-A	PCT	FT-FTA	PCT	REBS	AVG	PTS	AVG
2014-15	31	46-93	.495	0-0	.000	31-61	.508	106	3.4	123	4.0
2015-16	33	112-194	.577	0-0	.000	84-117	.718	172	5.2	308	9.3
2016-17	33	151-288	.524	0-0	.000	91-126	.722	261	7.9	393	11.9
2017-18	30	173-283	.611	0-0	.000	131-184	.712	262	8.7	477	15.9
TOTALS	127	482-858	.562	0-0	.000	337-488	.691	801	6.3	1301	10.2

»» 21. ASHLEY PARIS (1,273)

One of four players in school history to finish with 1,000 career points and rebounds at Oklahoma ... Ranks 21st all-time in scoring on the Sooners' list ... Finished career third in the record books with 1,064 rebounds ... Second in school history with 350 offensive rebounds and is third all-time with 714 defensive rebounds ... Ranks in the top 10 in the following categories: double-doubles (t-4th; 28); games played (t-4th/137); blocks (5th/114); field goal percentage (7th/.508) and rebounding average (8th/7.8).



SEASON	G	FG-FGA	PCT	3G-A	PCT	FT-FTA	PCT	REBS	AVG	PTS	AVG
2005-06	36	94-199	.472	0-2	.000	24-49	.490	241	6.7	212	5.9
2006-07	33	104-218	.477	0-0	.000	37-58	.638	223	6.8	245	7.4
2007-08	31	155-288	.538	1-7	.143	39-66	.591	245	7.9	350	11.3
2008-09	37	196-376	.521	1-5	.200	73-117	.624	355	9.6	466	12.6
TOTALS	137	549-1081	.508	2-14	.143	173-290	.597	1064	7.8	1273	9.3

»» 22. MADI WILLIAMS (1,253)

Reached the 1,000-point mark in her junior season of 2020-21 ... Averaged 20.0 points as junior, good for the fifth-best single-season average in OU history ... Named All-Big 12 First Teamer in 2021 ... Set OU single-game points record by scoring 45 against West Virginia in January 2021 ... 14 career double-doubles after three seasons and led team in rebounding in every season played.



SEASON	G	FG-FGA	PCT	3G-A	PCT	FT-FTA	PCT	REBS	AVG	PTS	AVG
2018-19	30	137-329	.416	2-20	.100	73-121	.603	241	8.0	349	11.6
2019-20	30	192-408	.471	18-51	.353	82-117	.701	218	7.3	484	16.1
2020-21	21	172-349	.493	30-35	.857	66-96	.688	108	5.1	420	20.0
TOTALS	81	501-1086	.463	30-106	.283	221-334	.662	567	7.0	1253	15.5

»» 23. MADDIE MANNING (1,229)

Missed nearly two full seasons with a pair of ACL injuries ... Versatile athlete that could play four positions ... Finished career with 1,229 points ... Two-time All-Big 12 honorable mention selection ... Tied for ninth with a .777 career free throw percentage ... Tied for 11th all-time in school history with 139 career 3-pointers ... One of three players to record at least 10 steals in a single game (10, vs. Portland State, 2016-17).



SEASON	G	FG-FGA	PCT	3G-A	PCT	FT-FTA	PCT	REBS	AVG	PTS	AVG
2012-13	6	15-24	.625	1-1	1.000	6-8	.750	20	3.3	37	6.2
2014-15	31	41-94	.436	12-29	.414	51-66	.773	68	2.2	145	4.7
2015-16	32	87-242	.360	24-79	.304	79-101	.782	165	5.2	277	8.7
2016-17	30	129-304	.424	48-121	.397	72-90	.800	161	5.4	378	12.6
2017-18	31	128-341	.375	54-159	.340	82-108	.759	158	5.1	392	12.6
TOTALS	130	400-1005	.398	139-389	.357	290-373	.777	572	4.4	1229	9.5

»» 24. JO MOSLEY (1,221)

Had all the physical tools to be a force on the glass and score in bunches ... Accumulated 1,221 points, giving her the 24th-best point total in Sooner history ... Averaged a career-best 16.9 points per game during her senior year ... Awarded second-team all-conference honors after junior season and first all-conference at the conclusion of her senior year ... 1988 Kodak District 5 honoree.



SEASON	G	FG-FGA	PCT	3G-A	PCT	FT-FTA	PCT	REBS	AVG	PTS	AVG
1985-86	24	29-69	.420	—	—	16-31	.516	44	1.8	74	3.1
1986-87	28	153-319	.480	—	—	65-127	.512	202	7.2	351	12.5
1987-88	31	149-314	.475	0-0	.000	59-88	.670	194	6.1	357	14.9
1988-89	27	191-391	.388	0-0	.000	57-82	.695	239	9.2	284	10.5
TOTALS	102	522-1093	.478	0-0	.000	177-285	.621	679	6.71	1221	12.0

1,000-POINT SCORERS



» 25. WHITNEY HAND (1,211)

Terrific shooter and team leader ... Despite two season-ending injuries, finished career with 1,211 points ... 2009 Big 12 Freshman of the Year after starting all 33 games ... Three-time Academic All-Big 12 First Team selection (2011, 2012, 2013) ... Averaged career-best 13.3 points per game during junior season, earning first team all-conference honors ... 2013 AllState Good Works Team.



SEASON	G	FG-FGA	PCT	3G-A	PCT	FT-FTA	PCT	REBS	AVG	PTS	AVG
2008-09	33	106-268	.396	62-166	.373	29-35	.829	97	2.9	303	9.2
2009-10	5	23-54	.426	10-26	.385	11-14	.786	22	4.4	67	13.4
2010-11	23	100-257	.389	38-128	.297	51-62	.823	130	5.7	289	12.6
2011-12	34	152-384	.398	39-123	.317	109-130	.838	241	7.7	452	13.3
2012-13	9	33-62	.532	15-29	.517	19-23	.826	65	7.2	100	11.1
TOTALS	104	414-1023	.405	164-472	.347	219-264	.830	555	5.3	1211	11.6

» 26. LATRENDIA PHILLIPS (1,205)

Scored 1,205 points while wearing a Sooner uniform, making the Lawton, Okla., native 24th in the career record books ... Named to the Big Eight first team all-conference after both her junior and senior seasons ... Ranks sixth all-time with 232 steals ... Key player in OU's 1986 Big Eight regular season title run.



SEASON	G	FG-FGA	PCT	3G-A	PCT	FT-FTA	PCT	REBS	AVG	PTS	AVG
1983-84	25	26-65	.400	—	—	17-22	.773	44	1.8	69	2.8
1984-85	30	167-344	.485	—	—	47-76	.618	141	4.7	381	12.7
1985-86	30	171-385	.444	—	—	52-77	.675	184	6.1	394	13.1
1986-87	28	162-376	.431	—	—	37-67	.552	168	6.0	361	12.9
TOTALS	113	526-1170	.450	—	—	153-242	.632	537	4.8	1205	10.7

» 27. AMANDA THOMPSON (1,202)

Key part in OU's run to back-to-back Final Four appearances in 2009 and 2010 ... Versatile forward that finished with 1,202 career points ... Voted to the All-Big 12 first team as a senior ... Averaged a double-double during senior season, recording 13.1 points and 10.5 rebounds per game ... First Sooner to finish career with more than 250 assists, 100 blocks and 100 steals ... Appeared in 138 games as Sooner, the fourth-most in program history ... Ranks fourth with 122 blocks ... Three-time team captain.



SEASON	G	FG-FGA	PCT	3G-A	PCT	FT-FTA	PCT	REBS	AVG	PTS	AVG
2006-07	33	78-200	.390	0-0	.000	31-55	.564	173	5.2	187	5.7
2007-08	31	121-300	.403	3-7	.429	30-36	.833	203	6.5	275	8.9
2008-09	36	104-252	.413	7-30	.233	29-41	.707	164	4.6	244	6.8
2009-10	38	199-484	.411	24-79	.304	74-90	.822	400	10.5	496	13.1
TOTALS	138	502-1236	.406	34-116	.293	164-222	.739	940	6.8	1202	8.7



» Amanda Thompson was a key player in OU's back-to-back Final Four appearances in 2009 and 2010. The forward averaged a double-double of 13.1 points and 10.5 rebounds per game as a senior in 2010.

» 28. LISA ALLISON (1,191)

Ranks 26th all-time in the Sooner record books for career scoring with 1,191 points ... Averaged double-digit scoring in her last three seasons, including a career-best 12.3 points per game her junior year ... Seven in school history with a .508 shooting percentage ... Tied for seventh in OU's record books with 84 career blocks ... Recognized by the Big Eight Conference with honorable mention honors after both her sophomore and junior seasons ... 1986 CoSIDA Academic All-American.



SEASON	G	FG-FGA	PCT	3G-A	PCT	FT-FTA	PCT	REBS	AVG	PTS	AVG
1983-84	30	60-147	.408	—	—	47-62	.758	119	4.0	167	5.5
1984-85	29	120-206	.583	—	—	76-103	.738	169	5.8	316	10.9
1985-86	31	145-284	.511	—	—	92-125	.736	172	5.5	382	12.3
1986-87	28	127-252	.504	—	—	72-92	.783	133	4.8	326	11.6
TOTALS	118	452-889	.508	—	—	287-382	.751	593	5.0	1191	10.1

» 29. PEYTON LITTLE (1,187)

Started 96 off 99 games at Oklahoma after transferring from Texas A&M ... Finished her career ranked fourth in career field goal attempts (487) and sixth in 3-point field goals (161) ... Also is seventh all-time in minutes per game (33.2) ... Three-time All-Big 12 selection and 2015 Big 12 Newcomer of the Year ... Became the first OU player to play 50 minutes in a single game in a double-overtime victory over West Virginia in 2017 ... Earned three Big 12 Player of the Week honors during her career ... Joins her uncle, David, as 1,000-point scorers at OU.



SEASON	G	FG-FGA	PCT	3G-A	PCT	FT-FTA	PCT	REBS	AVG	PTS	AVG
2014-15	33	142-346	.410	56-163	.344	77-98	.786	107	3.2	417	12.6
2015-16	33	119-308	.386	51-160	.319	71-96	.740	94	2.8	360	10.9
2016-17	33	145-378	.384	54-164	.329	66-88	.750	105	3.2	410	12.4
TOTALS	99	406-1032	.393	161-487	.331	214-282	.759	306	3.1	1187	12.0



1,000-POINT SCORERS

>> 30. CHELSI WELCH (1,186)

Finished Sooner career with 1,186 points ... Upon graduation, ranked as the best free throw shooter in OU history with a career percentage of .885 ... Also appears in record book for career 3-pointers (7th/144) and 3-point attempts (6th/414) ... Averaged 9.1 points and 2.9 rebounds during final collegiate season ... Honorable Mention All-Big 12 ... Shot .452 from 3-point range during senior, which ranks as the third-best mark in school history for a single season.



SEASON	G	FG-FGA	PCT	3G-A	PCT	FT-FTA	PCT	REBS	AVG	PTS	AVG
2002-03	32	125-354	.353	44-146	.301	92-115	.800	117	3.7	386	12.1
2004-05	29	56-166	.337	27-85	.318	33-38	.868	65	2.2	172	5.9
2005-06	36	102-250	.408	31-90	.344	92-99	.929	123	3.4	327	9.1
2006-07	33	97-214	.453	42-93	.452	65-78	.833	75	2.3	301	9.1
TOTALS	130	380-984	.386	144-414	.348	282-330	.855	380	2.9	1186	9.1

>> 31. NYESHIA STEVENSON (1,176)

Played vital role on the 2009 and 2010 Final Four teams ... 2009 Big 12 Sixth Man of the Year Award ... Second team all-conference selection as senior ... Set OU record for consecutive games with a 3-pointer during her time as a Sooner ... Selected in the third round of the 2010 WNBA Draft by the Phoenix Mercury.



SEASON	G	FG-FGA	PCT	3G-A	PCT	FT-FTA	PCT	REBS	AVG	PTS	AVG
2006-07	24	35-71	.493	2-11	.182	8-20	.400	31	1.3	80	3.3
2007-08	30	77-179	.430	28-82	.341	20-28	.714	29	1.0	202	6.7
2008-09	37	124-282	.440	51-140	.364	42-69	.509	64	1.7	341	9.2
2009-10	38	202-474	.426	86-259	.332	63-90	.700	142	3.7	553	14.6
TOTALS	129	438-1006	.435	167-492	.339	133-207	.643	266	2.1	1176	9.1

>> 32. KAYLON WILLIAMS (1,173)

Finished career with 1,173 career points ... All-Big 12 Second Team selection following junior and senior year ... Led OU in scoring and rebounding during her senior season with 12.4 points and 7.1 rebound per contest ... Fourth in school history with a .541 field goal percentage and 341 offensive rebounds ... Posted 77 career blocks, the 10th-most in school history.



SEASON	G	FG-FGA	PCT	3G-A	PCT	FT-FTA	PCT	REBS	AVG	PTS	AVG
2011-12	30	58-128	.453	0-0	.000	27-40	.675	157	5.2	143	4.8
2013-14	33	91-171	.532	0-0	.000	48-67	.716	140	4.2	230	7.0
2014-15	32	161-270	.596	0-0	.000	68-110	.618	212	6.6	390	12.2
2015-16	33	164-307	.534	0-0	.000	82-121	.678	234	7.1	410	12.4
TOTALS	128	474-876	.541	0-0	.000	225-338	.666	743	5.8	1173	9.2



>> Gabbi Ortiz ranks third on OU's career 3-pointers list with 215 treys. Ortiz is also tied for third in free throw percentage, shooting .839 from the charity stripe in her career.

>> 33. GABBI ORTIZ (1,171)

Left her mark as one of the program's top 3-point shooters, while playing primarily point guard at Oklahoma ... 2015 Big 12 Freshman of the Year ... Finished career with solid senior season, scoring 12.4 points per game and knocking down 84 3-pointers ... 2018 All-Big 12 Second Team pick ... Ranks third all-time at OU with 215 career 3-point field goals and 679 career 3-point attempts ... Tied for third all-time at OU with a .839 free throw percentage ... Made 121 career starts and appeared in 130 contests ... Ninth in school history in minutes played.



SEASON	G	FG-FGA	PCT	3G-A	PCT	FT-FTA	PCT	REBS	AVG	PTS	AVG
2014-15	33	94-262	.359	49-147	.333	33-47	.702	121	3.7	270	8.2
2015-16	33	77-230	.335	42-134	.313	28-32	.875	114	3.5	224	6.8
2016-17	33	92-252	.365	40-128	.313	69-82	.841	141	4.3	293	8.9
2017-17	33	124-313	.396	84-218	.385	52-56	.929	155	5.0	384	12.4
TOTALS	130	387-1057	.366	215-627	.343	182-217	.839	531	4.1	1171	9.9

1,000-POINT SCORERS



» 34. MANDY WADE (1,148)

32nd all-time in scoring with 1,148 points ... Strong aggressive center, who was an excellent low post scorer ... Averaged 14.1 points as a senior ... Fourth in school history with a .509 field goal percentage ... Recognized as second team all-conference performer as a senior.



SEASON	G	FG-FGA	PCT	3G-A	PCT	FT-FTA	PCT	REBS	AVG	PTS	AVG
1991-92	29	123-260	.473	0-0	.000	46-73	.644	198	6.8	288	9.9
1992-93	10	26-62	.419	0-0	.000	20-31	.645	69	6.9	72	7.2
1993-94	30	152-284	.535	0-1	.000	63-91	.692	209	7.0	365	12.2
1994-95	30	169-318	.531	0-3	.000	85-117	.727	190	6.3	423	14.1
TOTALS	99	470-924	.509	0-4	.000	214-312	.686	666	6.7	1148	11.6

» T-35. LANA E JONES (1,096)

Averaged 13.9 points per game as a senior ... Ranks second all-time in school history with 243 blocks ... Named honorable mention all-conference as a senior ... Awarded Academic all-conference honors as a junior.



SEASON	G	FG-FGA	PCT	3G-A	PCT	FT-FTA	PCT	REBS	AVG	PTS	AVG
1992-93	27	78-177	.441	0-2	.000	75-114	.658	175	6.5	230	8.5
1993-94	29	72-168	.429	0-0	.000	40-71	.563	138	4.8	184	6.3
1994-95	31	107-215	.498	0-1	.000	94-147	.639	123	4.0	308	9.9
1995-96	27	137-284	.482	0-0	.000	100-150	.667	186	6.9	374	13.9
TOTALS	114	394-844	.467	0-3	.000	309-482	.641	623	5.5	1096	9.6




» LaNae Jones is one of two OU players to record more than 200 blocks as a Sooner. She scored 903 of her 1,096 career points during her final two seasons, averaging 16.9 points per game as a senior.



» Current Sooner Ana Llanusa is one of just 17 OU players to reach 1,000 points in three seasons or fewer.

» T-35. ANA LLANUSA (1,096)

Has scored 1,096 points headed into her final season ... One of 17 OU players to reach 1,000 points in three seasons or fewer ... Led the team in scoring as a sophomore in 2018-19, averaging 18.3 PPG ... Scored 377 across all 30 games as a freshman in 2017-18 ... Named to the 2018 Big 12 All-Freshman Team and was an All-Big 12 Honorable Mention ... Totaled 365 points in 20 appearances in 2018-19 despite missing 10 games due to injury ... Set an OU record with six straight games with 20 or more points that season ... Earned Second Team All-Big 12 honors as a sophomore ... Scored 354 as a junior in 2019-20 despite missing seven games again due to injury ... Tallied three games with 25+ points in 2019-20.



SEASON	G	FG-FGA	PCT	3G-A	PCT	FT-FTA	PCT	REBS	AVG	PTS	AVG
2017-18	30	128-344	.372	45-171	.263	76-108	.704	121	4.0	377	12.6
2018-19	20	105-275	.382	47-138	.467	108-132	.818	67	3.4	365	18.3
2019-20	20	126-399	.410	32-113	.283	70-101	.693	105	4.6	354	15.4
2020-21						DNP					
TOTALS	73	359-926	.388	124-422	.294	254-341	.745	293	4.0	1096	15.0

» 36. JANET FREEMAN-SOUTHARD (1,093)

Scored 1,093 points during four-year career at Oklahoma ... Averaged 11.1 points per game as a senior ... Also shows up in the Sooner record books for career rebounds (9th/800).



SEASON	G	FG-FGA	PCT	3G-A	PCT	FT-FTA	PCT	REBS	AVG	PTS	AVG
1978-79	29	121-339	.357	—	—	31-51	.608	165	5.7	273	9.4
1979-80	33	126-356	.354	—	—	42-72	.583	134	4.1	294	8.9
1980-81	28	66-174	.379	—	—	49-69	.710	282	10.1	181	6.5
1981-82	31	125-311	.402	—	—	95-147	.646	219	7.1	345	11.1
TOTALS	121	438-1180	.371	—	—	217-339	.640	800	6.6	1093	9.0



1,000-POINT SCORERS

» 37. NICOLE GRIFFIN (1,088)

Finished four-year career with 1,088 points ... Averaged 11.3 points during junior season ... Ranks third at OU with 141 career blocks ... Set OU freshman record with a .674 field goal percentage.



SEASON	G	FG-FGA	PCT	3G-A	PCT	FT-FTA	PCT	REBS	AVG	PTS	AVG
2010-11	30	64-95	.674	0-0	.000	44-77	.571	111	3.7	172	5.7
2011-12	34	71-131	.542	0-0	.000	53-79	.668	131	3.9	195	5.7
2012-13	35	148-296	.500	0-0	.000	98-147	.667	171	4.9	394	11.3
2013-14	33	116-222	.523	0-0	.000	95-132	.720	191	5.8	327	9.9
TOTALS	132	399-704	.536	0-0	.000	290-425	.682	684	4.6	1088	8.2



HISTORY



TAYLOR
ROBERTSON





YEAR-BY-YEAR RESULTS



AMY DAHL

Years: 1975 (1)
Record: 2-14 (.125)

» 1974-75

Record: 2-14 (McCasland Fieldhouse)
Home: 1-6 (McCasland Fieldhouse)
Head Coach: Amy Dahl

D5.....	at Bethany Nazarene.....	L.....	44-43
J21.....	USAO.....	L.....	56-42
J23.....	Oklahoma State.....	L.....	70-41
J27.....	at East Central.....	L.....	62-41
J30.....	St. Gregory's.....	L.....	82-57
F6.....	East Central.....	L.....	62-50
F8.....	1-at Central Oklahoma.....	L.....	55-51
F8.....	1-vs. Northeastern State.....	W.....	55-51
F8.....	1-vs. SW Oklahoma.....	L.....	63-47
F12.....	at St. Gregory's.....	L.....	88-35
F15.....	Bethany Nazarene.....	W.....	57-37
F19.....	at Oklahoma State.....	L.....	93-44
F22.....	at USAO.....	L.....	62-41
F25.....	Central Oklahoma.....	L.....	47-43
F28.....	2-vs. NW Okla. State.....	L.....	79-42
M1.....	2-vs. USAO.....	L.....	97-60

1-Central State Tournament, Edmond, Okla.
2-OIAIW Tournament, Stillwater, Okla.



CATHIE SCHWEITZER

Years: 1976-78 (3)
Record: 27-46 (.370)

» 1975-76

Record: 3-14
Home: 2-4 (2-2 at Lloyd Noble Center)
Head Coach: Cathie Schweitzer

D2.....	at USAO.....	L.....	86-60
D5.....	Central Oklahoma.....	L.....	70-34
D10.....	at Oklahoma State.....	L.....	76-36
J21.....	at SE Okla. State.....	L.....	56-45
J24.....	USAO.....	L.....	78-53
J27.....	at Central Oklahoma.....	L.....	58-47
J31.....	East Central.....	W.....	44-38
F4.....	SE Okla. State.....	W.....	37-35
F6.....	Oklahoma State.....	L.....	53-47
F12.....	1-at Kansas State.....	L.....	90-27
F13.....	1-vs. Kansas.....	L.....	65-39
F18.....	Tulsa.....	L.....	58-53
F20.....	at NW Okla. State.....	L.....	91-36
F24.....	at SW Oklahoma.....	L.....	72-41
F27.....	2-vs. Oklahoma State.....	L.....	68-31
F28.....	2-vs. Northeastern State.....	L.....	63-56
F28.....	2-vs. Tulsa.....	W.....	57-53

1-Big Eight Tournament, Manhattan, Kan.
2-OIAIW Tournament, Edmond, Okla.

» 1976-77

Record: 4-20
Home: 1-7
Head Coach: Cathie Schweitzer

D1.....	at Phillips.....	L.....	83-60
D3.....	NW Oklahoma State.....	L.....	67-63
D7.....	at Central Oklahoma.....	L.....	53-42
D7.....	at Northern Oklahoma.....	L.....	62-61
D15.....	at Oral Roberts.....	W.....	59-56
J4.....	Missouri.....	L.....	66-46
J6.....	1-at Wichita State.....	L.....	70-58
J7.....	1-vs. Simpson.....	W.....	88-69
J8.....	1-vs. Colorado State.....	L.....	59-56
J14.....	Drake.....	L.....	61-55

J17.....	Oral Roberts.....	L.....	62-58
J20.....	2-vs. Kansas.....	L.....	72-45
J21.....	2-vs. Iowa State.....	L.....	93-58
J22.....	2-vs. Oklahoma State.....	L.....	73-65
J25.....	at Oklahoma State.....	L.....	52-44
J29.....	Northern Oklahoma.....	L.....	66-59
F2.....	SE Okla. State.....	W.....	68-56
F9.....	Oklahoma State.....	L.....	70-50
F12.....	at NW Okla. State.....	L.....	73-66
F16.....	Phillips.....	L.....	72-34
F26.....	at SE Okla. State.....	L.....	63-39
M1.....	Central Oklahoma.....	W.....	60-49
M4.....	3-at Oklahoma State.....	L.....	45-41
M5.....	3-vs. SW Oklahoma.....	L.....	54-42

1-Shocker Classic, Wichita, Kan.
2-Big Eight Tournament, Boulder, Colo.
3-OIAIW Tournament, Stillwater, Okla.

» 1977-78

Record: 20-12
Home: 9-3
Head Coach: Cathie Schweitzer

N21.....	Cameron.....	W.....	77-52
N30.....	Oklahoma Baptist.....	W.....	104-45
D6.....	Oklahoma State.....	W.....	80-74
D9.....	1-vs. Tulsa.....	W.....	95-52
D10.....	1-at Phillips.....	L.....	84-75
D14.....	Arkansas.....	W.....	80-51
D16.....	East Central.....	W.....	75-62
D18.....	at Tulsa.....	W.....	80-68
J3.....	at Oral Roberts.....	L.....	84-55
J5.....	2-vs. Nebraska.....	W.....	60-59
J6.....	2-vs. Missouri.....	L.....	80-56
J7.....	2-vs. Kansas State.....	W.....	67-61
J11.....	3-at New Mexico State.....	W.....	71-61
J12.....	3-at New Mexico State.....	L.....	77-61
J13.....	3-vs. New Mexico.....	W.....	75-74
J18.....	Phillips.....	L.....	69-68
J20.....	at East Central.....	L.....	64-47
J25.....	NW Okla. State.....	W.....	70-68
J28.....	at Cameron.....	W.....	73-50
F1.....	at Oklahoma Baptist.....	W.....	92-49
F4.....	Oral Roberts.....	L.....	81-62
F6.....	at SE Okla. State.....	W.....	59-47
F8.....	at Oklahoma State.....	L.....	74-60
F11.....	Tulsa.....	W.....	94-45
F14.....	at Central Oklahoma.....	W.....	65-57
F18.....	at NW Okla. State.....	L.....	78-60
F22.....	SE Oklahoma.....	W.....	73-43
F23.....	4-vs. Tulsa.....	W.....	82-55
F24.....	4-vs. Central Oklahoma.....	W.....	59-56
F25.....	4-vs. Oral Roberts.....	L.....	57-53
M8.....	5-at Stephen F. Austin.....	L.....	106-54
M9.....	5-at Southern.....	L.....	77-49

1-Phillips Tournament, Enid, Okla.
2-Big Eight Tournament, Lawrence, Kan.
3-N. Mexico St. Tournament, Las Cruces, N.M.
4-OIAIW Tournament, Tahlequah, Okla.
5-SWAIW Championship, Nacogdoches, Texas



DOYLE PARRACK

Years: 1979-80 (2)
Record: 30-32 (.483)

» 1978-79

Record: 13-16
Home: 5-5
Head Coach: Doyle Parrack

N11.....	at Tulsa.....	W.....	57-47
N24.....	1-vs. NW Missouri State.....	L.....	74-44
N25.....	1-vs. Wichita State.....	W.....	61-50
N26.....	1-vs. Texas A&M.....	L.....	52-45
N29.....	Oklahoma State.....	L.....	77-62
D2.....	New Mexico.....	L.....	70-67
D5.....	Oral Roberts.....	W.....	72-64

D7.....	Colorado.....	W.....	68-66
D12.....	Phillips.....	L.....	89-71
D16.....	at East Central.....	W.....	52-47
J6.....	Eastern New Mexico.....	W.....	71-62
J8.....	at Oral Roberts.....	L.....	62-49
J13.....	Nebraska.....	L.....	71-63
J18.....	2-at Nebraska.....	L.....	82-60
J19.....	2-vs. Colorado.....	L.....	78-62
J20.....	2-vs. Iowa State.....	L.....	80-69
J27.....	NW Okla. State.....	L.....	73-46
F2.....	3-at North Texas.....	L.....	80-62
F3.....	3-vs. Texas A&M.....	L.....	58-49
F7.....	at Oklahoma State.....	L.....	62-48
F10.....	Tulsa.....	W.....	69-54
F13.....	North Texas.....	W.....	45-44
F15.....	at Phillips.....	W.....	75-65
F18.....	at NW Okla. State.....	W.....	65-58
F20.....	at Arkansas.....	W.....	65-53
F23.....	4-at SW Oklahoma.....	W.....	79-35
F23.....	4-vs. Oklahoma State.....	W.....	53-48
F24.....	4-vs. Oral Roberts.....	L.....	69-66
M7.....	5-vs. NE Louisiana.....	L.....	69-59

1-SW Missouri St. Tournament, Springfield, Mo.
2-Big Eight Tournament, Lincoln, Neb.
3-North Texas Tournament, Denton, Texas
4-OIAIW Championship, Weatherford, Okla.
5-SWAIW Championship, Tulsa, Okla.

» 1979-80

Record: 17-16
Home 6-5, Away 4-5, Neutral 7-6
Head Coach: Doyle Parrack

N17.....	Texas.....	L.....	66-47
N19.....	Texas-Arlington.....	W.....	61-59
N22.....	1-vs. Wichita State.....	W.....	62-56
N23.....	1-vs. Nebraska-Omaha.....	W.....	67-40
N24.....	1-vs. Southern Illinois.....	W.....	58-46
N26.....	Nevada-Las Vegas.....	L.....	71-51
N29.....	North Texas.....	W.....	91-44
D1.....	at Texas Tech.....	L.....	65-58
D3.....	at Colorado.....	L.....	90-77
D7.....	Oklahoma State.....	W.....	54-41
D10.....	at Wichita State.....	W.....	75-62
D14.....	at Kansas State.....	L.....	96-73
D15.....	at Nebraska.....	L.....	68-44
D22.....	at Tulsa.....	W.....	68-55
J5.....	Tulsa.....	W.....	77-40
J8.....	2-vs. McNeese State.....	L.....	61-46
J9.....	2-vs. Baylor.....	W.....	66-48
J10.....	2-vs. Memphis.....	L.....	54-53
J11.....	2-at Texas A&M.....	L.....	71-53
J12.....	2-vs. SW Missouri State.....	W.....	68-66
J14.....	at North Texas.....	W.....	67-45
J17.....	3-at Missouri.....	L.....	90-63
J18.....	3-vs. Iowa State.....	W.....	87-77
J19.....	3-vs. Oklahoma State.....	L.....	60-54
J24.....	Oral Roberts.....	L.....	64-52
J26.....	Texas Tech.....	L.....	55-48
F2.....	at Oral Roberts.....	L.....	77-63
F4.....	at Texas Arlington.....	W.....	60-56
F6.....	at Oklahoma State.....	W.....	52-45
F12.....	Wichita State.....	L (OT).....	59-53
F16.....	Arkansas.....	W.....	57-50
F21.....	4-vs. Oklahoma State.....	W.....	65-62
F22.....	4-vs. Oral Roberts.....	L.....	73-60

1-SW Missouri St. Tournament, Springfield, Mo.
2-Lady Aggie Classic, College Station, Texas
3-Big Eight Tournament, Columbia, Mo.
4-OIAIW Championship, Norman, Okla.

YEAR-BY-YEAR RESULTS



MAURA MCHUGH

Years: 1981-87 (7)
Record: 142-70 (.670)

» 1980-81

Record: 21-11
Home 9-0, Away 8-6, Neutral 3-5
Head Coach: Maura McHugh

N29.....	at Oral Roberts.....	L.....	80-76
D3.....	North Texas.....	W.....	101-81
D5.....	at Southern California.....	L.....	55-84
D8.....	at UNLV.....	W.....	96-85
D10.....	Oklahoma State.....	W.....	89-79
D13.....	Oklahoma City.....	W.....	86-75
D20.....	at Missouri.....	W.....	73-65
D23.....	at Wichita State.....	L.....	85-59
J3.....	at Arkansas.....	W.....	75-68
J5.....	at Oklahoma City.....	W.....	68-60
J7.....	McNeese State.....	W.....	96-71
J10.....	Houston.....	W.....	67-66
J12.....	Texas Tech.....	W.....	69-56
J15.....	2-vs. Oklahoma State.....	W.....	75-61
J16.....	2-at Kansas.....	L.....	95-55
J17.....	2-vs. Missouri.....	L.....	68-65
J19.....	1-at McNeese State... W (OT).....	L.....	82-77
J20.....	at Houston.....	W.....	82-79
J24.....	Wichita State.....	W.....	93-76
J27.....	at Stephen F. Austin.....	L.....	70-49
J29.....	Tulsa.....	W.....	87-57
J31.....	at Oklahoma State.....	W.....	76-68
F2.....	at Texas Tech.....	L.....	79-70
F6.....	1-at North Texas.....	W.....	84-53
F7.....	1-vs. Texas Southern.....	L.....	80-72
F10.....	at Texas.....	L.....	71-54
F14.....	at Tulsa.....	W.....	106-68
F16.....	Oral Roberts.....	W.....	66-59
F25.....	3-Oklahoma City.....	W.....	77-66
F26.....	3-Oral Roberts.....	L.....	72-62
M18.....	4-Louisiana Tech.....	L.....	88-68

! Record reflects two wins by forfeit over Baylor and McNeese St.

- 1-North Texas Tournament, Denton, Texas
- 2-Big Eight Tournament, Lawrence, Kan.
- 3-OIAIW Championship, Oklahoma City, Okla.
- 4-SWAIW Championship, Nacogdoches, Texas

» 1981-82

Record: 17-14
Home 12-4, Away 3-7, Neutral 2-3
Head Coach: Maura McHugh

N30.....	Oklahoma Baptist.....	W.....	82-79
D3.....	at Phillips.....	W.....	87-49
D5.....	at Oklahoma City.....	W.....	79-76
D10.....	Texas A&M.....	W.....	83-55
D12.....	Stephen F. Austin.....	L.....	64-62
D14.....	at Tulsa.....	W.....	90-59
J4.....	at San Diego.....	W.....	72-54
J6.....	at San Diego State.....	L.....	68-65
J8.....	at UCLA.....	L.....	82-63
J9.....	at Pepperdine.....	L.....	75-70
J14.....	1-vs. Colorado.....	L.....	71-61
J15.....	1-vs. Kansas.....	W.....	73-63
J16.....	1-vs. Missouri.....	L.....	87-64
J18.....	at Oral Roberts.....	L.....	93-72
J20.....	at Oklahoma State.....	W.....	78-68
J23.....	Wichita State.....	W.....	67-60
J27.....	Tulsa.....	W.....	87-62
J30.....	at Kansas.....	W.....	64-61
F3.....	Oklahoma State.....	W.....	71-57
F5.....	Texas-Arlington.....	W.....	70-56
F7.....	Arkansas.....	W.....	65-64
F10.....	Texas Southern..... W (OT).....	L.....	82-70
F13.....	Oral Roberts.....	L.....	95-78
F16.....	Oklahoma City.....	W.....	72-71
F18.....	at Texas Tech.....	L.....	93-86

F22.....	Louisiana Tech.....	L.....	101-57
F24.....	Missouri.....	L.....	81-62
F26.....	2-at Oklahoma City.....	W.....	61-60
F27.....	2-vs. Oklahoma State.....	L.....	53-52
M1.....	at Wichita State.....	L.....	93-75
M11.....	3-vs. Texas.....	L.....	87-78

- 1-Big Eight Tournament, Manhattan, Kan.
- 2-OIAIW Championship, Oklahoma City, Okla.
- 3-SWAIW Championship, Lubbock, Texas

» 1982-83

Record: 17-11
Home 14-2, Away 3-6, Neutral 0-3
Head Coach: Maura McHugh

N27.....	at Iowa State.....	L.....	80-76
N30.....	Cameron.....	W.....	85-57
D4.....	Tulsa.....	W.....	99-60
D6.....	Phillips.....	W.....	93-57
D9.....	at North Texas.....	W.....	77-64
D11.....	Texas Tech..... W (OT).....	L.....	93-91
D13.....	Central Oklahoma.....	W.....	82-56
D18.....	Iowa State.....	W.....	80-64
J4.....	at Oral Roberts.....	L.....	86-72
J7.....	1-vs. Northeast Louisiana.....	W.....	87-75
J8.....	1-at Wichita State..... L (2OT).....	L.....	93-81
J12.....	at Nebraska.....	L.....	85-78
J15.....	San Diego.....	W.....	100-50
J18.....	Kansas.....	W.....	83-74
J22.....	at Missouri.....	L.....	109-73
J27.....	Oklahoma State.....	W.....	77-64
J29.....	Colorado.....	W.....	90-79
F2.....	at Kansas.....	L.....	81-79
F5.....	Kansas State.....	L.....	86-74
F9.....	at Oklahoma City.....	W.....	94-84
F12.....	Missouri.....	W.....	85-75
F16.....	at Oklahoma State... W (OT).....	L.....	83-82
F19.....	Nebraska.....	W.....	107-82
F21.....	at Louisiana Tech.....	L.....	105-75
F26.....	at Colorado.....	L.....	89-82
M2.....	Wichita State.....	W.....	92-64
M5.....	at Kansas State.....	L.....	87-63
M10.....	2-vs. Colorado.....	L.....	78-70

- 1-Pizza Hut Classic, Wichita, Kan.
- 2-Big Eight Tournament, Norman, Okla.

» 1983-84

Record: 22-10, 8-6 Big Eight
Home 10-2, Away 9-4, Neutral 3-4
Head Coach: Maura McHugh
National Women's Invitation Tournament

N27.....	Texas-Arlington.....	W.....	92-66
D2.....	1-vs. Southern Illinois.....	L.....	82-62
D3.....	1-vs. Portland State.....	W.....	85-67
D5.....	Northeastern State.....	W.....	87-53
D7.....	at Tulsa.....	W.....	82-64
D10.....	North Texas.....	W.....	99-44
D12.....	Oklahoma City.....	W.....	100-52
D21.....	at Wichita State.....	W.....	85-68
J4.....	Emporia State.....	W.....	110-60
J7.....	Oral Roberts.....	W.....	101-77
J10.....	at Cal-Santa Barbara.....	W.....	95-48
J12.....	at Pepperdine.....	W.....	85-69
J16.....	Midwestern State.....	W.....	118-75
J18.....	at Colorado.....	L.....	66-62
J21.....	at Kansas State.....	L.....	88-70
J24.....	Oklahoma State.....	W.....	75-72
J28.....	at Iowa State.....	W.....	77-75
J31.....	Kansas.....	W.....	87-84
F4.....	Missouri.....	L.....	73-68
F8.....	at Nebraska.....	W.....	96-85
F11.....	Kansas State.....	L.....	71-62
F14.....	at Oklahoma State.....	L.....	79-71
F18.....	Colorado.....	W.....	88-78
F22.....	at Kansas.....	W.....	85-74
F25.....	Iowa State.....	W.....	97-59
F28.....	at Missouri.....	L.....	102-77
M3.....	Nebraska.....	W.....	97-79

M8.....	2-Kansas.....	W.....	76-63
M9.....	3-vs. Kansas State.....	L.....	69-67
M16.....	4-vs. Chattanooga.....	L.....	84-78
M17.....	4-vs. Illinois State.....	W.....	67-65
M24.....	4-vs. California.....	L.....	81-78

- 1-Wash. State Tournament, Pullman, Wash.
- 2-Big Eight Tournament, Norman, Okla.
- 3-Big Eight Tournament, Kansas City, Mo.
- 4-NWIT Championship, Amarillo, Texas

» 1984-85

Record: 23-7, 10-4 Big Eight
Home 12-0, Away 8-4, Neutral 3-3
Head Coach: Maura McHugh

N23.....	Abilene Christian.....	W.....	89-70
N26.....	at Midwestern State.....	W.....	91-46
N29.....	Oklahoma Baptist.....	W.....	86-59
D4.....	at Texas-Arlington.....	W.....	103-48
D6.....	Georgia State.....	W.....	83-62
D9.....	at Oklahoma City.....	W.....	86-51
D11.....	Missouri-Kansas City.....	W.....	88-62
D13.....	at North Texas.....	W.....	94-56
D15.....	Texas Southern.....	W.....	103-71
J2.....	1-vs. New Hampshire.....	W.....	73-42
J3.....	1-vs. Rutgers.....	L.....	80-72
J5.....	1-vs. St. Joseph's.....	L.....	76-75
J11.....	at Oral Roberts.....	W.....	67-66
J16.....	Missouri.....	W.....	93-83
J19.....	Kansas.....	W.....	90-69
J23.....	at Iowa State.....	W.....	89-56
J26.....	Kansas State.....	W.....	92-85
J29.....	at Colorado.....	W.....	73-65
F3.....	at Oklahoma State.....	L.....	85-76
F6.....	Nebraska.....	W.....	86-74
F9.....	at Kansas State.....	L.....	90-75
F13.....	Iowa State.....	W.....	89-48
F16.....	at Missouri.....	L.....	92-74
F20.....	Colorado.....	W.....	80-58
F24.....	at Kansas... W (OT).....	L.....	78-77
F27.....	Oklahoma State.....	W.....	91-62
M2.....	at Nebraska.....	L.....	102-99
M4.....	2-vs. Iowa State.....	W.....	78-63
M7.....	2-vs. Kansas.....	W.....	79-69
M9.....	2-vs. Missouri.....	L.....	89-83

- 1-Miami New Year's Classic, Miami, Fla.
- 2-Big Eight Tournament, Kansas City, Mo.

» 1985-86

Record: 24-7, 10-4 Big Eight
Home 9-1, Away 7-4, Neutral 8-2
Head Coach: Maura McHugh
NCAA Sweet 16 and Big Eight Champions

N24.....	1-vs. Middle Tennessee.....	W.....	83-75
N25.....	1-vs. Western Kentucky.....	W.....	89-81
N29.....	at Texas-Arlington.....	W.....	86-72
D2.....	Creighton.....	W.....	94-76
D6.....	Texas A&M.....	W.....	93-62
D9.....	at New Mexico.....	W.....	73-61
D11.....	Tulsa.....	W.....	91-32
D21.....	at Arkansas.....	L.....	79-66
D30.....	at Texas State.....	W.....	80-56
J3.....	2-vs. Dayton.....	W.....	64-46
J4.....	2-vs. James Madison.....	W.....	57-55
J5.....	2-vs. La Salle.....	W.....	71-68
J11.....	Oral Roberts.....	W.....	101-78
J15.....	at Colorado.....	L.....	91-84
J18.....	Iowa State.....	W.....	85-62
J22.....	at Kansas State.....	W.....	83-72
J25.....	at Missouri.....	W.....	105-79
J29.....	Nebraska.....	W.....	88-71
F1.....	at Kansas.....	L.....	85-67
F5.....	Oklahoma State.....	W.....	108-68
F8.....	at Iowa State.....	L.....	81-72
F11.....	Kansas State.....	W.....	94-77
F15.....	Colorado.....	W.....	82-69
F18.....	at Nebraska.....	W.....	102-75
F22.....	Missouri.....	W.....	88-80

YEAR-BY-YEAR RESULTS

F26 ... Kansas L 77-72
M2 at Oklahoma State W 86-67
M5 3-vs. Oklahoma State W 85-50
M6 3-vs. Missouri L 71-66
M16 4-Vanderbilt (Norman) W 86-67
M20 4-vs. Texas (Austin) L 85-59

1-BGSU Invitational, Bowling Green, Ky.
2-Miami New Year's Classic, Miami, Fla.
3-Big Eight Tournament, Kansas City, Mo.
4-NCAA Midwest Regional

>> 1986-87

Record: 18-10, 6-7 Big Eight
Home 8-3, Away 7-5, Neutral 3-2
Head Coach: Maura McHugh

N28... 1-vs. UTSA W 67-63
N29... 1-vs. New Mexico State W 80-71
D1 New Mexico W 87-51
D4 at Oral Roberts W 87-72
D6 Arkansas W 76-70
D8 Texas-Arlington W 94-61
D20... West Texas State W 82-63
D30... 2-vs. Notre Dame W 57-54
D31... 2-at Washington L 83-64
J3 at Portland W 83-70
J6 Kansas State W 70-47
J8 Tulane W 84-53
J10 Colorado State W 72-58
J12 at Tulsa W 62-39
J14 Kansas W 81-67
J17 at Missouri L 72-70
J21 Oklahoma State L 84-68
J24 Nebraska W 97-81
J27 at Colorado L 94-80
J31 Iowa State W 74-72
F4 at Kansas State L 80-69
F7 Missouri L 86-76
F11 at Oklahoma State W 75-70
F14 at Kansas L 89-73
F18 Colorado L 74-73
F21 at Nebraska L 97-89
F24 at Iowa State W 87-72
F28 3-vs. Kansas State L 79-64

1-New Mexico St. Tournament, Las Cruces, N.M.
2-Washington Tournament, Seattle, Wash.
3-Big Eight Tournament, Salina, Kan.



VALERIE GOODWIN-COLBERT

Years: 1988-90 (3)
Record: 32-51 (.386)

>> 1987-88

Record: 14-13, 7-7 Big Eight
Home 7-4, Away 5-5, Neutral 2-4
Head Coach: Valerie Goodwin-Colbert

N27... 1-vs. Penn State L 86-63
N28... 1-vs. California L 81-66
N29... 1-vs. Northern Arizona W 68-47
D2 Oral Roberts W 103-94
D5 at North Texas W 77-75
D9 at Southwest Texas W 92-74
D19... Texas Southern W 81-72
D29... 2-vs. Simon Fraser W 83-66
D30... 2-at Stanford L 91-66
J6 New Mexico State L 78-72
J9 at Tulane L 82-75
J11 Arkansas-Little Rock W 99-67
J13 at Colorado W 82-78
J16 at Kansas State W 96-65
J20 at Missouri L 91-72
J23 Oklahoma State W 83-81
J27 Nebraska L 94-82
J30 at Iowa State L 82-66
F3 Kansas L 71-68

F6 Missouri W 93-84
F9 at Nebraska L 92-74
F13 Kansas State W 79-61
F16 at Oklahoma State W 79-78
F20 Iowa State W 85-76
F24 at Kansas L 71-68
F27 Colorado L (OT) 91-88
M2 3-vs. Kansas L 67-66

1-Rainbow Wahine Classic, Honolulu, Hawaii
2-Cardinal Classic, Stanford, Calif.
3-Big Eight Tournament, Salina, Kan.

>> 1988-89

Record: 11-6, 4-10 Big Eight
Home 5-5, Away 3-6, Neutral 3-5
Head Coach: Valerie Goodwin-Colbert

N25... 1-Texas-Pan American W 120-36
N26... 1-West Virginia L 83-65
D2 2-vs. Penn State W 92-81
D3 2-at Texas Tech L 64-54
D8 Mississippi Valley State L 89-83
D10 at Oral Roberts W 97-83
D29... 3-vs. Iowa L 86-69
D30... 3-at Miami L 69-66
D31... 3-vs. Boston W 77-72
J3 North Texas W 93-71
J7 at Texas-Arlington W 86-75
J9 BYU W 103-81
J11 at Missouri L 71-68
J14 at Kansas L (OT) 86-82
J17 at Oklahoma State L 71-64
J21 Iowa State W 72-65
J25 Nebraska W 68-65
J27 Colorado L 73-70
F1 Kansas State L 84-83
F4 Oklahoma State L 87-68
F8 at Nebraska L 85-76
F11 at Iowa State W 84-74
F15 Kansas W 101-87
F18 at Colorado L 87-76
F22 at Kansas State L 64-60
F25 Missouri L 104-91
M4 4-vs. Colorado L 80-61

1-Sooner Thanksgiving Classic, Norman, Okla.
2-Texas Tech Classic, Lubbock, Texas
3-Orange Bowl Classic, Miami, Fla.
4-Big Eight Tournament, Salina, Kan.

>> 1989-90

Record: 7-22, 2-12 Big Eight
Home 3-8, Away 1-8, Neutral 3-6
Head Coach: Valerie Goodwin-Colbert

N24... 1-Sam Houston L 90-86
N25... 1-Arkansas State W 102-73
N30 at North Texas L 91-85
D2 Northeast Louisiana W 95-93
D5 at Texas A&M L 101-86
D8 2-vs. Eastern Illinois L 110-88
D9 2-vs. Northern Iowa W 78-76
D12 Arkansas L 86-68
D16 Texas Tech L 88-80
D29... 3-vs. Montana State L 86-80
D30... 3-at Brigham Young L 108-77
J3 Texas-Arlington L 80-78
J6 at Southeast Louisiana W 88-86
J10 Colorado L 56-48
J13 at Iowa State L 92-78
J17 at Kansas L 94-69
J20 Kansas State L 94-87
J24 Oklahoma State L 99-94
J27 Missouri L 79-75
J31 at Nebraska L 88-81
F3 Kansas L 83-77
F6 at Oklahoma State L 89-77
F10 Iowa State W 70-69
F14 at Kansas State L 92-88
F18 at Colorado L 86-49

F21 Nebraska W 102-77
F24 at Missouri L 89-60
M3 4-vs. Missouri W 80-77
M4 4-vs. Oklahoma State L 87-78

1-Sooner Thanksgiving Classic, Norman, Okla.
2-Phoenix Classic, Green Bay, Wis.
3-BYU Tournament, Provo, Utah
4-Big Eight Tournament, Salina, Kan.



GARY HUDSON

Years: 1991-93 (3)
Record: 34-35 (.464)

>> 1990-91

Record: 10-18, 4-9 Big Eight
Home 7-5, Away 2-11, Neutral 1-2
Head Coach: Gary Hudson

N23... 1-vs. Washington State L 84-50
N24... 1-vs. Eastern Washington W 82-71
N27 at Arkansas L 84-72
N29... Prairie View A&M W 121-49
D6 at Texas Tech L 66-50
D9 Texas A&M L 83-71
D12 at Prairie View A&M W 92-68
D22 at Minnesota W 85-75
D28 at Loyola Marymount L 76-75
D29 at UC-Santa Barbara L (OT) 105-95
J2 North Texas W 78-69
J4 Central Missouri State L 88-80
J9 at Kansas L 81-64
J12 Missouri W 67-66
J16 Colorado L 68-51
J19 at Oklahoma State L 76-60
J21 Texas-San Antonio W 93-86
J23 at Kansas State L 86-75
J26 at Nebraska L 95-67
J28 at Northeast Louisiana L 79-76
J30 Iowa State W 101-74
F3 at Colorado L 76-55
F6 Kansas State W 88-56
F10 at Missouri L 68-59
F13 Oklahoma State L 72-63
F16 Kansas L 76-69
F24 Nebraska W 75-72
M2 2-vs. Colorado L 80-75

1-Domino's Classic, College Station, Texas
2-Big Eight Tournament, Salina, Kan.

>> 1991-92

Record: 17-12, 7-7 Big Eight
Home 11-5, Away 4-5, Neutral 2-2
Head Coach: Gary Hudson

N25... Texas-San Antonio W 102-70
D3 Rice W 82-69
D6 1-at Hawaii L 95-82
D7 1-vs. Howard W 91-61
D10 Texas-Arlington L 94-93
D14 Prairie View A&M W 105-35
D30 Baylor W 113-72
J3 Texas Christian W 103-82
J5 Southern Methodist W 82-73
J13 Arkansas L 57-55
J15 Iowa State W 94-63
J18 Kansas State W 91-86
J22 Missouri W 74-72
J25 at Prairie View A&M W 98-50
J25 at Oklahoma State W 75-65
J29 at Nebraska L 97-65
F1 Colorado L 63-55
F3 Baylor W 83-76
F5 at Kansas L 75-56
F9 at Missouri L 86-56
F12 at Kansas State W 88-73
F15 Nebraska W 92-89



YEAR-BY-YEAR RESULTS

J28.....	Colorado.....	W.....	61-58
F1.....	at Baylor.....	L.....	97-67
F4.....	at Kansas State.....	W.....	69-67
F7.....	Oklahoma State.....	L.....	76-54
F11.....	at Texas Tech.....	L.....	79-63
F14.....	Nebraska.....	L.....	101-72
F19.....	Texas Tech.....	L.....	59-94
F22.....	at Missouri.....	L.....	75-68
F25.....	Kansas.....	L.....	78-74
F28.....	at Oklahoma State.....	L.....	69-52
M3.....	3-vs. Colorado.....	L.....	71-66

1-Texas-San Antonio Classic, San Antonio, Texas
 2-LMU-Furama Hotel Thanksgiving Classic, Los Angeles, Calif.
 3-Big 12 Tournament, Kansas City, Mo.

» 1998-99

Record: 15-14, 8-8 Big 12
 Home 10-3, Away 4-9, Neutral 1-2
 Head Coach: Sherri Coale
 Women's National Invitational Tournament

N20.....	TCU.....	W.....	78-66
N23.....	Texas-San Antonio.....	W.....	80-40
N27.....	2-vs. UAB.....	L.....	62-61
N28.....	2-vs. Coppin State.....	W.....	103-74
D2.....	at Mississippi.....	L.....	77-75
D7.....	Jackson State.....	W.....	103-37
D13.....	at Georgia.....	L.....	88-79
D19.....	at Miami (Fla.).....	L.....	62-60
D28.....	1-Denver.....	W.....	80-52
D29.....	1-Stephen F. Austin.....	W.....	91-72
J2.....	Iowa State.....	L.....	81-60
J6.....	at Texas Tech.....	L.....	93-69
J9.....	at Colorado.....	L.....	63-62
J13.....	Oklahoma State.....	W.....	74-58
J16.....	Baylor.....	W.....	86-65
J23.....	at Texas.....	L.....	81-73
J27.....	Texas Tech.....	L.....	89-87
J30.....	at Nebraska.....	L.....	85-62
F3.....	Texas.....	W.....	71-69
F6.....	at Texas A&M.....	W.....	83-71
F10.....	at Oklahoma State.....	W.....	61-53
F13.....	Kansas State.....	W.....	79-58
F17.....	at Baylor.....	W.....	76-67
F20.....	at Kansas.....	L.....	58-54
F24.....	Texas A&M.....	W.....	95-69
F27.....	Missouri.....	L.....	73-64
M2.....	3-vs. Oklahoma State.....	L.....	70-56
M12.....	4-vs. at Wichita State.....	W.....	75-67
M14.....	4-vs. at Arkansas.....	L (OT).....	97-93

1-Bertha Teague Classic, Norman, Okla.
 2-Cancun Tournament, Cancun, Mexico
 3-Big 12 Tournament, Kansas City, Mo.
 4-WNIT Tournament hosted at home sites.

» 1999-00

Record: 25-8, 13-3 Big 12
 Home 13-2, Away 11-2, Neutral 1-4
 Head Coach: Sherri Coale
 NCAA Sweet 16 and Big 12 Champions
 Ranked: No. 18 AP and No. 13 Coaches

N19.....	2-vs. Arizona [24/25].....	L.....	75-59
N20.....	2-at Hawaii.....	W.....	67-53
N21.....	2-vs. Tennessee Tech.....	L.....	74-64
N28.....	1-Oral Roberts.....	W.....	83-66
N29.....	1-Tulsa.....	W.....	93-70
D2.....	Sam Houston State.....	W.....	97-60
D5.....	at Stephen F. Austin.....	W.....	61-47
D7.....	at TCU.....	W.....	94-74
D11.....	Arkansas-Little Rock.....	W.....	102-72
D18.....	at Denver.....	W.....	69-62
D21.....	San Diego.....	W.....	84-39
D29.....	Connecticut [1].....	L.....	84-68
J5.....	North Texas.....	W.....	86-63
J8.....	Texas Tech [13].....	W.....	82-76
J12.....	Texas A&M.....	W.....	87-59
J15.....	at Baylor.....	W.....	87-66
J19.....	at Texas.....	W.....	76-73
J22.....	Colorado.....	W.....	76-73
J26.....	at Texas A&M.....	W.....	79-72
J29.....	at Missouri.....	W.....	76-71
F2.....	Baylor.....	W.....	87-59
F5.....	Nebraska.....	W.....	91-69
F8.....	at Iowa State [8/9].....	L.....	71-56
F12.....	at Oklahoma State.....	W.....	93-69
F16.....	Texas.....	L.....	77-70
F19.....	at Texas Tech [8/12].....	L.....	86-81
F22.....	at Kansas State.....	W.....	64-56
F26.....	Kansas [24/25].....	W.....	88-69
M1.....	Oklahoma State.....	W.....	77-68
M8.....	3-vs. Texas.....	L.....	71-68
M18.....	4-vs. BYU.....	W.....	86-81
M20.....	4-at Purdue [15/13].....	W.....	76-74
M25.....	5-vs. Connecticut [1].....	L.....	102-80

1-Bertha Teague Classic (Norman, Okla.)
 2-Hawaiian Regent Classic (Honolulu, Hawaii)
 3-Big 12 Tournament (Kansas City, Mo.)
 4-NCAA 1st & 2nd Rounds (West Lafayette, Ind.)
 5-NCAA Regional (Richmond, Va.)

» 2000-01

Record: 28-6, 15-1 Big 12
 Home 13-1, Away 12-2, Neutral 3-3
 Head Coach: Sherri Coale
 NCAA Sweet 16 and Big 12 Champions

N17.....	1-vs. Tulsa.....	W.....	80-49
N18.....	1-at ORU.....	W.....	87-56
N22.....	2-vs. Georgia [6].....	L.....	94-70
N24.....	2-at Wisconsin [19].....	L.....	97-77
D1.....	SW Missouri State [13].....	W.....	89-82
D5.....	at Arkansas-Little Rock.....	W.....	86-45
D9.....	SMU.....	W.....	101-71
D16.....	at SW Missouri State [21/18].....	L.....	69-61
D18.....	North Texas.....	W.....	75-61
D21.....	at San Diego.....	W (OT).....	65-63
D27.....	Stanford [17/21].....	W (OT).....	102-98
J3.....	at Colorado.....	W.....	89-69
J6.....	Iowa State [7/6].....	L.....	81-79
J10.....	Texas [14/15].....	W.....	85-74
J13.....	at Baylor [23/NR].....	W.....	90-87
J17.....	Texas A&M.....	W.....	97-84
J21.....	3-at North Carolina.....	W.....	94-77
J24.....	at Kansas.....	W.....	88-64
J28.....	Texas Tech [9/8].....	W.....	84-66
J31.....	at Texas A&M.....	W.....	93-70
F3.....	Missouri.....	W.....	82-62
F7.....	at Nebraska.....	W.....	84-62
F10.....	at Oklahoma State.....	W.....	76-47
F14.....	Kansas State.....	W.....	79-60
F17.....	at Texas Tech [14/11].....	W.....	80-75
F21.....	Baylor [24/NR].....	W.....	86-76
F24.....	Oklahoma State.....	W (OT).....	88-83
F28.....	at Texas [NR/22].....	W.....	65-54
M7.....	4-vs. Kansas.....	W.....	80-61
M8.....	4-vs. Colorado [20/21].....	W.....	102-93
M10.....	4-vs. Iowa State [13/10].....	L.....	68-65
M17.....	5-Oral Roberts.....	W.....	70-64
M19.....	5-Stanford.....	W.....	67-50
M24.....	6-Washington.....	L.....	84-67

1-Bertha Teague Classic, Tulsa, Okla.
 2-Coaches vs. Cancer, Madison, Wis.
 3-Big 12/ACC Challenge, Chapel Hill, N.C.
 4-Big 12 Tournament, Kansas City, Mo.
 5-NCAA Tournament, Norman, Okla.
 6-NCAA West Regional, Spokane, Wash.



» Oklahoma's 2001-02 team set the program record for single-season wins (32), claimed its third straight Big 12 regular season title and advanced to the school's first Final Four. The Sooners defeated Duke in the national semifinals to earn a berth in the national championship game against UConn.

YEAR-BY-YEAR RESULTS



» 2001-02

Record: 32-4, 14-2 Big 12
 Home 14-0, Away 7-3, Neutral 11-1
 Head Coach: Sherri Coale
 NCAA Runner-Up, Big 12 Champions

N11..... 1-vs. Purdue [1/9]	W.....	80-75
N17..... 2-vs. Oral Roberts	W.....	73-38
N18..... 2-vs. Tulsa.....	W.....	75-52
N23..... 3-vs. Butler.....	W.....	90-44
N24..... 3-vs. North Texas.....	W.....	83-68
N27..... TCU.....	W.....	76-60
N29..... Wichita State.....	W.....	89-68
N5..... at SMU.....	W.....	91-70
D8..... Montana State.....	W.....	86-62
D16..... 4-Illinois.....	W.....	91-69
D22..... at Connecticut [1].....	L.....	86-72
J2..... Colorado [16/14].....	W.....	78-67
J5..... at Texas Tech [9/11].....	W.....	80-68
J9..... Oklahoma State.....	W.....	65-48
J12..... at Baylor [12/11].....	W.....	82-73
J15..... at Iowa State [14/9].....	L.....	82-66
J19..... Texas [12].....	W.....	89-69
J26..... at Texas A&M.....	W.....	72-40
J29..... at Oklahoma State.....	W.....	66-58
F2..... Kansas.....	W.....	79-57
F5..... Baylor [10/11].....	W.....	69-60
F9..... Texas A&M.....	W.....	67-51
F13..... at Kansas State [12].....	W.....	76-68
F16..... Nebraska.....	W.....	81-47
F19..... at Texas [15/14].....	L (OT).....	68-62
F23..... at Missouri.....	W.....	90-70
F27..... Texas Tech [15].....	W.....	75-56
M6..... 5-vs. Oklahoma State.....	W.....	87-56
M7..... 5-vs. Kansas State [13/12].....	W.....	69-49
M9..... 5-vs. Baylor [7].....	W.....	84-69
M16..... 6-Hartford.....	W.....	84-52
M18..... 6-Villanova.....	W.....	66-53
M23..... 7-vs. Texas Tech [12].....	W.....	72-62
M25..... 7-vs. Colorado [17].....	W.....	94-60
M29..... 8-vs. Duke [3].....	W.....	86-71
M31..... 8-vs. Connecticut [1].....	L.....	82-70

1-State Farm Tip-Off Classic, Durham, N.C.
 2-Bertha Teague Classic, Stillwater, Okla.
 3-UTSA Tournament, San Antonio, Texas
 4-Big 12/Big 10 Challenge, Norman, Okla.
 5-Big 12 Tournament, Kansas City, Mo.
 6-NCAA 1st & 2nd Rounds, Norman, Okla.
 7-NCAA West Regional, Boise, Idaho
 8-NCAA Final Four, San Antonio, Texas

» 2002-03

Record: 19-13, 9-7 Big 12
 Home 8-5, Away 7-6, Neutral 4-2
 Head Coach: Sherri Coale
 NCAA First Round

N11..... 1-at Tennessee [2].....	L.....	94-68
N22..... 2-at Tulsa.....	W.....	65-61
N23..... 2-vs. Oral Roberts.....	W.....	70-42
N26..... Sam Houston State.....	W.....	79-52
N29..... 3-Fordham.....	W.....	90-62
N30..... 3-North Carolina [12/11].....	W.....	66-63
D1..... 3-Connecticut [5/4].....	L.....	73-60
D5..... Stephen F. Austin.....	W.....	77-55
D19..... at Wichita State.....	W.....	70-64
D4..... at TCU.....	W.....	68-64
D21..... SMU.....	L.....	71-68
D28..... Southeast Missouri State.....	W.....	87-59
J3..... at Stanford.....	L.....	58-38
J11..... at Nebraska.....	W.....	57-43
J15..... Texas Tech [7].....	L.....	80-71
J18..... Texas A&M.....	W.....	77-39
J22..... at Kansas.....	W.....	61-49
J26..... at Baylor.....	W.....	65-64
J29..... Texas [11/13].....	L.....	60-54
F1..... Kansas State [3].....	L.....	74-45
F5..... at Texas A&M.....	L.....	69-61
F9..... Oklahoma State.....	W.....	87-71
F12..... Baylor.....	W.....	78-64

F16..... at Colorado.....	L.....	61-57
F19..... at Texas Tech [8/9].....	L.....	59-48
F22..... Iowa State.....	W.....	61-48
F26..... Missouri.....	W.....	74-69
M1..... at Oklahoma State.....	W.....	71-57
M5..... at Texas [5/7].....	L.....	78-66
M11..... 4-vs. Nebraska.....	W.....	71-51
M12..... 4-vs. Colorado.....	L.....	73-68
M23..... 5-G. Washington [25].....	L.....	71-61

1-State Farm Tip-Off Classic, Knoxville, Tenn.
 2-Bertha Teague Classic, Tulsa, Okla.
 3-Rainbow Wahine Classic, Honolulu, Hawaii
 4-Big 12 Tournament, Dallas, Texas
 5-NCAA 1st & 2nd Rounds, Norman, Okla.

» 2003-04

Record: 24-9, 9-7 Big 12
 Home 10-3, Away 7-5, Neutral 7-1
 Head Coach: Sherri Coale
 NCAA Second Round, Big 12 Champions

N22..... 1-Oral Roberts.....	W.....	90-42
N24..... Southeast Missouri State.....	W.....	83-48
N28..... 2-vs. Siena.....	W.....	85-70
N29..... 2-at Pepperdine.....	W.....	95-77
D3..... at SMU.....	W.....	85-63
D7..... Utah [19/23].....	W.....	73-65
D10..... at Montana State.....	W.....	90-59
D13..... at Stephen F. Austin.....	W.....	79-52
D17..... 3-Tennessee [2].....	L.....	71-55
D38..... Illinois.....	W.....	70-53
D20..... Wichita State.....	W.....	89-50
J7..... Nebraska.....	W.....	70-51
J10..... at Texas [3].....	L.....	63-58
J14..... at Texas A&M.....	W (OT).....	65-56
J17..... Oklahoma State.....	W.....	87-37
J20..... at Iowa State.....	L.....	69-51
J24..... Baylor [19/24].....	L.....	74-67
J28..... at Missouri.....	L.....	77-65
J31..... at Kansas State [12].....	L.....	74-65
F7..... Texas A&M.....	W.....	56-46
F10..... at Texas Tech [7].....	W.....	68-62
F14..... Kansas.....	W.....	83-59
F18..... Colorado [13].....	W.....	78-58
F21..... at Baylor [19/24].....	L.....	77-62
F25..... Texas Tech [8/9].....	W.....	64-53
F28..... at Oklahoma State.....	W.....	78-44
M2..... Texas [3/4].....	L.....	57-54
M9..... 4-vs. Texas A&M.....	W.....	60-47
M10..... 4-vs. Colorado [13].....	W.....	63-56
M11..... 4-vs. Kansas State [8].....	W.....	78-66
M15..... 4-vs. Texas [2].....	W.....	66-47
M20..... 5-vs. Marist.....	W.....	58-45
M22..... 5-vs. Stanford.....	L.....	68-43

1-Bertha Teague Classic (Oklahoma City)
 2-Pepperdine Invitational (Malibu, Calif.)
 3-Big 12 / SEC Challenge (Norman, Okla.)
 4-Big 12 Tournament (Dallas, Texas)
 5-NCAA 1st & 2nd Rounds (Tempe, Ariz.)

» 2004-05

Record: 17-13, 8-8 Big 12
 Home 9-4, Away 5-5, Neutral 3-4
 NCAA First Round

N19..... Southeast Missouri State.....	W.....	84-62
N21..... Texas State.....	W.....	76-57
N26..... 1-vs. Akron.....	W.....	88-40
N27..... 1-vs. Iowa.....	L.....	54-47
D2..... Lamar.....	W.....	60-42
D4..... 2-vs. Tulsa.....	L.....	67-59
D9..... at TCU [23/25].....	L.....	81-65
D11..... SMS (SSN).....	W.....	74-71
D18..... 3-vs. Louisiana Tech.....	W.....	86-59
D21..... at Utah [25/NR].....	W.....	72-59
D29..... Henderson State.....	W.....	87-44
J5..... at Texas Tech [13/12].....	L.....	70-64
J9..... Texas A&M.....	W.....	73-53
J16..... at Baylor [2/3].....	L.....	78-68

J19..... Oklahoma State.....	W.....	70-43
J22..... at Texas A&M.....	W.....	63-51
J26..... Texas [15].....	L (OT).....	83-71
J29..... Iowa State [18/17].....	W.....	73-60
F2..... at Kansas.....	W.....	65-49
F6..... at Nebraska.....	L.....	70-51
F9..... Baylor [8/7].....	L.....	73-72
F13..... Kansas State [16].....	W.....	77-61
F16..... at Colorado.....	W.....	77-61
F19..... Missouri.....	W.....	73-59
F23..... Texas Tech [14].....	L.....	83-70
F26..... at Texas [13].....	L.....	72-36
M3..... at Oklahoma State.....	W.....	69-58
M8..... 4-vs. Texas A&M.....	W.....	86-65
M9..... 4-vs. Texas [11/12].....	W.....	65-59
M20..... 5-vs. Arizona [10/12].....	L.....	72-69

1-Junkanoo Jam (Grand Bahama Island)
 2-Bertha Teague Classic (Tulsa, Okla. [ORU])
 3-Nike Classic (Eugene, Ore.)
 4-Big 12 Tournament (Kansas City, Mo.)

» 2005-06

Record: 31-5, 16-0 Big 12
 Home 12-1, Away 12-3, Neutral 7-1
 NCAA Sweet 16, Big 12 Champions

N11..... 1-Wisconsin-Milwaukee.....	W.....	89-57
N13..... 1-SMU.....	W.....	80-43
N16..... 1-at New Mexico.....	W.....	74-63
N20..... 1-at Connecticut [7/9].....	L.....	82-62
N25..... 2-vs. Iowa.....	W.....	85-68
N26..... 2-at San Francisco.....	W.....	53-51
N30..... TCU.....	W.....	77-63
D3..... 3-vs. Oral Roberts.....	W.....	107-76
D5..... UCLA (22).....	W.....	83-78
D10..... at Missouri State.....	W.....	68-57
D18..... at Illinois.....	L.....	86-75
D21..... Michigan State [11/13].....	L.....	80-60
D30..... at New Mexico [16].....	W.....	83-70
J4..... at Iowa State.....	W.....	87-67
J7..... Colorado.....	W.....	84-61
J19..... Ohio State [10].....	L.....	75-71
J14..... at Oklahoma State.....	W.....	85-51
J18..... Texas Tech.....	W.....	63-57
J21..... at Baylor [8].....	W.....	73-70
J25..... Texas.....	W.....	75-57
J28..... at Texas A&M.....	W.....	81-72
J31..... Oklahoma State.....	W.....	70-54
F4..... at Missouri.....	W.....	88-73
F8..... Kansas.....	W.....	86-57
F15..... Baylor [11].....	W (OT).....	81-77
F12..... at Texas.....	W.....	61-54
F18..... Texas A&M [21].....	W.....	73-54
F21..... at Kansas State.....	W.....	78-64
F26..... Nebraska.....	W.....	73-45
M1..... at Texas Tech.....	W.....	60-59
M8..... 4- Iowa State.....	W.....	78-74
M9..... 4- Missouri.....	W.....	75-54
M11..... 4- Baylor [10].....	W.....	72-61
M18..... 5- Pepperdine.....	W.....	78-66
M20..... 6- BYU [18/16].....	W.....	86-70
M25..... 7- Stanford [13/14].....	L.....	88-74

1-Preseason WNIT (Campus sites)
 2-Odwalla Classic (San Francisco, Calif.)
 3-Bertha Teague Classic (Stillwater, Okla.)
 4-Big 12 Championship (Dallas)
 5-NCAA Tournament First Round (Denver)
 6-NCAA Tournament Second Round (Denver)
 7-NCAA Tournament Sweet 16 (San Antonio)

» 2006-07

Record: 28-5, 13-3 Big 12
 Home 12-1, Away 12-3, Neutral 7-1
 NCAA Sweet 16

N12..... DePaul [20].....	W.....	105-71
N17..... 1-Eastern Kentucky.....	W.....	92-79
N18..... 1-at Hawaii.....	W.....	76-56



YEAR-BY-YEAR RESULTS



» The Sooners made their second consecutive trip to the Final Four in 2010. OU battled through a rash of injuries throughout the season to make a trip to San Antonio for the program's third Final Four appearance.

N21.... at UCLA [21].....	W.....	77-68
N29.... at Lamar.....	W.....	79-44
D2.... at Tulsa.....	W.....	72-49
D7.... at South Carolina.....	W.....	78-51
D10.... Arkansas-Pine Bluff.....	W.....	87-42
D17.... Northern Colorado.....	W.....	82-36
D20.... Ohio State [8].....	L.....	74-67
D30... 2 - New Mexico [25].....	W.....	80-58
J3.... Kansas State.....	W.....	78-58
J6.... Nebraska.....	W.....	77-69
J10.... Baylor [9].....	W.....	76-63
J17.... at Oklahoma State.....	W.....	76-60
J20.... at Colorado.....	W.....	82-67
J22.... Texas Tech.....	W (2OT).....	86-81
J24.... Iowa State.....	W.....	69-49
J27.... Texas A&M [21].....	L.....	54-52
J31.... at Texas.....	L.....	67-62
F4.... Oklahoma State.....	W.....	78-63
F10.... Texas A&M [16].....	L.....	78-68
F12.... Texas.....	W.....	78-58
F17.... Texas Tech.....	W.....	70-67
F21.... Kansas.....	W.....	76-70
F25.... Missouri.....	W.....	72-57
F28.... Baylor [16].....	W.....	88-61
M7.... 3 - Texas.....	W.....	67-58
M8.... 3 - Baylor [18].....	W.....	78-64
M10.... 3 - Iowa State.....	W.....	67-60
M17.... 4 - Southeast Mo. State.....	W.....	74-60
M19.... 4 - Marquette [22].....	W.....	78-47
M25.... 5 - Mississippi.....	L.....	90-82

- 1 - Waikiki Beach Marriott Classic, Honolulu
- 2 - at Cox Convention Center, Oklahoma City
- 3 - Big 12 Championship, Oklahoma City
- 4 - NCAA 1st and 2nd Rounds, Austin, Texas
- 5 - NCAA Sweet 16, Dayton, Ohio

» 2007-08

Record: 22-9, 11-5 Big 12
 Home: 11-2, Away: 8-3, Neutral: 3-4
 NCAA Second Round

N11.... 1 - vs. Maryland [4/4].....	L.....	76-66
N15.... 2 - vs. Tennessee [1/1].....	W.....	70-67
N22.... 3 - vs. Ariz. State [14/13].....	W.....	69-57
N23.... 3 - vs. Mississippi State.....	W.....	89-73
N27.... North Texas.....	W.....	79-42
D2.... Arkansas State.....	W.....	93-36
D5.... at Illinois.....	W.....	77-67
D8.... at Tulsa.....	W.....	67-47
D16.... at Michigan State [21/21].....	W.....	66-55
D20.... Central Arkansas.....	W.....	121-48
D30... South Carolina.....	W.....	95-63
J9.... at Iowa State.....	W.....	67-64

J12.... at Okla. State [25/24].....	L.....	82-63
J16.... Nebraska.....	W.....	80-72
J20.... Baylor [6/7].....	L.....	84-73
J23.... Texas Tech.....	W.....	78-39
J27.... Georgia [17/14].....	W.....	65-57
J30.... Kansas.....	W.....	67-51
F3.... at Texas [25/25].....	W.....	74-58
F6.... at Missouri.....	W.....	64-57
F9.... Colorado.....	W.....	82-66
F12.... Texas A&M [20/20].....	W.....	68-56
F17.... at Baylor [8/8].....	L.....	79-59
F20.... at Kansas State [15/15].....	W.....	68-65
F23.... Oklahoma St.[16/17].....	W.....	81-71
F27.... at Texas Tech.....	W.....	65-55
M2.... Texas.....	L.....	65-50
M6.... at Texas A&M [16/17].....	L.....	73-59
M11.... 4 - Missouri.....	L (OT).....	70-64
M23.... 5 - Illinois State.....	W.....	69-61
M25.... 5 - Notre Dame.....	L (OT).....	79-75

- 1 - State Farm Classic (Chapel Hill, N.C.)
- 2 - ESPNU Invitational (Tampa, Fla.)
- 3 - Caribbean Challenge (Cancun, Mexico)
- 4 - Big 12 Championship (Kansas City, Mo.)
- 5 - NCAA 1st and 2nd Rounds (W. Lafayette, Ind.)

» 2008-09

Record: 32-5, 15-1 Big 12
 Home: 16-1, Away: 9-2, Neutral: 7-2
 NCAA Final Four, Big 12 Champions

N15... 1-UC Riverside.....	W.....	88-57
N19... 1-Middle Tennessee.....	W.....	85-65
N21... 1-Arizona State [18/17].....	W.....	70-57
N23... 1-North Carolina [4/3].....	L.....	79-80
N26... Marist.....	W.....	83-57
N30... at Connecticut [1/1].....	L.....	106-78
D3... Creighton.....	W.....	69-49
D7... at Arkansas State.....	W.....	87-57
D12... 2-CS-Bakersfield.....	W.....	105-84
D13... 2-California [9/7].....	W.....	86-75
D21... Tulsa.....	W.....	94-42
D30... at Saint Louis.....	W.....	87-61
J4... N.C. Central.....	W.....	89-25
J10... at Nebraska.....	W.....	77-56
J14... Kansas State [17/14].....	W.....	64-48
J18... Texas A&M [8/6].....	W.....	71-59
J21... at Colorado.....	W.....	72-58
J25... Texas [14/16].....	W.....	89-69
J28... at Baylor [4/3].....	W.....	56-51
J31... Missouri.....	W.....	78-56
F2... 3-Tennessee [12/15].....	W.....	80-70
F8... at Oklahoma State.....	W.....	93-75
F11... Iowa State [16/20].....	W.....	58-49

F14.... at Kansas.....	W.....	69-54
F17.... at Texas Tech.....	W.....	80-72
F21.... Baylor [5/5].....	W.....	66-58
F23... at Texas A&M [12/14].....	L.....	57-56
F28... Okla. State.....	W.....	73-63
M4.... Texas Tech.....	W.....	61-49
M8.... at Texas [15/16].....	W.....	74-62
M13.... 4-Kansas.....	W.....	76-59
M14.... 4-Texas A&M [10/9].....	L.....	74-62
M22.... 5-(16) Prairie View.....	W.....	76-47
M24.... 5-(9) Georgia Tech.....	W.....	69-50
M29.... 6-(4) Pittsburgh [15/16].....	W.....	70-59
M31.... 6-(6) Purdue.....	W.....	74-68
A5.... 7-(3) Louisville [7/7].....	L.....	61-59

- 1-Preseason WNIT, Norman, Okla.
- 2-Basketball By the Bay Classic, San Jose, Calif.
- 3-At the Ford Center, Oklahoma City
- 4-Big 12 Championship, Oklahoma City
- 5-NCAA 1st and 2nd Rounds, Iowa City, Iowa
- 6-NCAA Oklahoma City Regional, Ford Center
- 7-NCAA Final Four, Scottrade Center, St. Louis

» 2009-10

Record: 27-11, 11-5 Big 12
 Home: 13-3, Away: 8-5, Neutral: 6-3
 NCAA Final Four

N13.... Mercer.....	W.....	108-66
N15.... Georgia (21).....	L.....	62-51
N21.... TCU.....	W.....	74-70
N26.... 1-South Carolina.....	W.....	75-67
N27... 1-San Diego St. (23).....	W.....	87-48
N28... 1-Notre Dame (5).....	L.....	81-71
D3... UT Arlington.....	W.....	100-67
D5... Arkansas.....	W (OT).....	87-86
D9... Marist.....	W (OT).....	80-71
D10... Army.....	W.....	59-46
D20... Creighton.....	W.....	67-58
D30... Cal State Fullerton.....	W.....	95-76
J3... Tennessee (4).....	L.....	96-75
J9.... Texas Tech.....	W.....	73-58
J13.... Baylor (9).....	L.....	57-47
J17.... Texas A&M (8).....	W.....	74-65
J20... Missouri.....	W.....	62-61
J23... Kansas.....	W.....	81-69
J27.... Iowa State (22).....	L.....	63-56
J30... Texas Tech.....	W.....	70-66
F3... Texas (17).....	L.....	75-57
F6.... Oklahoma State (10).....	W.....	77-66
F10... Baylor (11).....	W (OT).....	62-60
F13.... Colorado.....	W.....	65-55
F15.... Connecticut (1).....	L.....	76-60
F 21... Kansas State.....	W.....	64-58

YEAR-BY-YEAR RESULTS



F 24 ... Nebraska(3).....	L	80-64
F 27 ... Texas (14).....	W	75-60
M 2 ... Texas A&M (15).....	L	78-55
M 7 ... Oklahoma State (20).....	W	95-62
M12 ... 2-Baylor (16).....	W	59-54
M13 ... 2-Oklahoma State (20).....	W	74-69
M14 ... 2-Texas A&M (11).....	L	74-67
M21 ... 3-(14) South Dakota St.....	W	68-57
M23... 3-(11) UALR.....	W	60-44
M28 ... 4-(2) Notre Dame (7) W (OT).....	W	77-72
M30 ... 4-(4) Kentucky (19).....	W	88-68
A4 ... 5-(1) Stanford (2).....	L	73-66

- 1-U.S. Virgin Islands Paradise Jam, St. Thomas
- 2-Big 12 Championship, Kansas City
- 3-NCAA First & Second Rounds, Norman, Okla.
- 4-NCAA Regional, Kansas City
- 5-NCAA Women's Final Four, San Antonio

» 2010-11

Record: 23-12, 10-6 Big 12
Home: 15-8, Away: 5-8, Neutral: 3-2
NCAA Sweet 16

N13... at Milwaukee.....	W	76-59
N19... Western Illinois.....	W	84-43
N22... 1-Fresno State.....	W	84-66
N26... 1-UT Pan-American.....	W	116-66
N27... 1-Gardner-Webb.....	W	84-75
N28... 1-Prairie View A&M.....	W	78-55
D1... at Sam Houston State.....	W	94-45
D5... at Ohio State.....	L	84-95
D8... Stephen F. Austin.....	W	84-57
D12... New Mexico.....	W	63-60
D19... at Arkansas.....	L	57-67
D29... Arkansas-Pine Bluff.....	W	118-52
J2... at TCU.....	L	69-76
J8... at Nebraska.....	W	70-50
J12... Kansas State.....	W	52-45
J16... at Texas.....	W (OT)	71-67
J19... Texas Tech.....	W	71-61
J23... at Kansas.....	W	75-57
J26... Texas A&M.....	L	78-80
J29... at Oklahoma State.....	W	82-77
F2... at Baylor.....	L	70-92
F5... Iowa State.....	W	65-62
F9... at Texas A&M.....	L	71-92
F12... Missouri.....	W	69-47
F14... at UConn.....	L	45-86
F19... Texas.....	W	91-62
F23... at Colorado.....	L	68-73
F27... Baylor.....	L	81-82
M2... Oklahoma State.....	W	81-66
M5... at Texas Tech.....	L	56-61
M9... 2-vs Texas Tech.....	W	71-69
M11... 2-vs Texas A&M.....	W	68-81
M22... 3-vs James Madison.....	W	88-72
M22... 3-vs Miami.....	W	88-83
M26... 4-vs Notre Dame.....	L	53-78

- 1 - Basketball Travelers Invitational (Norman, Okla.)
- 2 - Big 12 Championship (Kansas City, Mo.)
- 3 - NCAA First/Second Rounds (Charlotteville, Va.)
- 4 - NCAA Regional Semifinal (Dayton, Ohio)

» 2011-12

Record: 21-13, 11-7 Big 12
Home: 11-5, Away: 5-7, Neutral: 5-1
NCAA Second Round

N13... Sacramento State.....	W	117-55
N19... at New Mexico.....	W	58-56
N25... 1-Liberty.....	W	76-45
N26... 1-Vanderbilt.....	L	66-78
D4... Ohio State [18/17].....	L	63-69
D8... Fresno State.....	L	66-69
D11... Milwaukee.....	W	72-50
D18... 2-Ohio.....	W	89-57
D19... 2-Syracuse.....	W	82-63
D20... 2-Xavier.....	W	73-51
D28... TCU.....	W	82-54
J4... Iowa State.....	W	80-51

J8... Texas A&M [9/8].....	L	58-75
J11... Texas Tech [10/14].....	W	71-68
J14... Oklahoma State.....	L	63-66
J17... Kansas State [23/22].....	W	65-57
J21... Texas.....	W	73-67
J26... Baylor [1/1].....	L	58-89
J28... Missouri.....	W	62-59
J31... Kansas [NR/25].....	W (OT)	74-68
F4... Oklahoma State.....	W	80-71
F6... Baylor [1/1].....	L	54-81
F11... Missouri.....	W	64-60
F13... Connecticut [2/3].....	L	55-73
F15... Kansas State.....	W	68-62
F18... Iowa State.....	L	71-77
F21... Texas A&M [14/11].....	W	64-55
F25... Texas.....	L	62-87
F29... Texas Tech.....	W	71-62
M4... Kansas.....	L	77-83
M8... 3-Missouri.....	W	70-59
M9... 3-Texas A&M [22/14].....	L	66-79
M18... 4-Michigan.....	W	88-67
M20... 4-St. John's [21/14].....	L	70-74

- 1 - Vanderbilt Tournament, Nashville, Tenn.
- 2 - Duel in the Desert, Las Vegas, Nev.
- 3 - Big 12 Championship, Kansas City
- 4 - NCAA First and Second Rounds, Norman

» 2012-13

Record: 24-11, 11-7 Big 12
Home: 13-4, Away: 6-5, Neutral: 5-2
NCAA Sweet 16

N10 ... at Creighton.....	W	69-48
N14 ... UCLA.....	L	80-86
N18 ... Saint Louis.....	W	68-33
N23 ... 1-vs Arkansas.....	W	73-70
N24... 1-vs Oregon.....	W	100-61
N25 ... 1-at Hawai'i.....	W	74-49
N29 ... Northwestern State.....	W	96-35
D2 ... Marist.....	W	68-55
D6 ... North Texas.....	W	71-68
D16... Vanderbilt.....	L	63-76
D20... UC Riverside.....	W	70-46
D29... CSU Northridge.....	W	79-57
J2 ... West Virginia.....	W	71-68
J5 ... at Texas.....	W	78-70
J9 ... at TCU.....	W	85-79
J12... Texas Tech.....	W	65-55
J15... at Iowa State.....	L	61-82
J19... Texas.....	W	69-56
J26... at Baylor.....	L	65-82
J30... TCU.....	W	74-53
F3 ... at West Virginia.....	L	63-82
F6 ... at Kansas State.....	W	74-68
F10... Oklahoma State.....	W	80-61
F14 ... Iowa State.....	L	68-72
F17 ... at Kansas.....	L	71-81
F20... Kansas State.....	W	72-57
F23... at Oklahoma State.....	L	62-83
F25... Baylor.....	L	64-86
M2... Kansas.....	W	85-77
M4 ... at Texas Tech.....	W	77-73
M9 ... 2-vs West Virginia.....	W	65-64
M10... 2-vs Iowa State.....	L	60-79
M23... 3-vs Central Michigan.....	W	78-73
M25... 3-vs UCLA.....	W	85-72
M31... 4-vs Tennessee.....	L	59-74

- 1 - Rainbow Wahine Showdown (Honolulu, Hawaii)
- 2 - Big 12 Championship (Dallas, Texas)
- 3 - NCAA First and Second Rounds (Columbus, Ohio)
- 4 - NCAA Regional (Oklahoma City)

» 2013-14

Record: 18-15, 9-9 Big 12
Home: 14-5, Away: 4-8, Neutral: 0-2
NCAA First Round

N8... 1-Stetson.....	W	78-60
N10... 1-Wichita State.....	W	89-70

N14... 1-(25) Gonzaga.....	W	82-78
N17... 1-(5) Louisville.....	L (OT)	92-97
N20... UT-Arlington.....	W	99-46
N24... at UCLA.....	W	76-82
D1... Creighton.....	W	80-52
D4... Western Illinois.....	W	97-80
D8... (2) Duke.....	L	85-94
D15... UMES.....	W	105-46
D18... 2-at Fairfield.....	W	79-51
D21... at Marist.....	L	69-76
D29... Samford.....	W	66-35
J2... at Texas Tech.....	W	68-38
J5... (14) Iowa State.....	L (OT)	75-82
J8... at Texas.....	L (OT)	74-79
J11... Kansas State.....	W	61-50
J18... at West Virginia.....	L	63-77
J21... at (20) Iowa State.....	W	75-54
J25... TCU.....	W	63-52
J29... at Kansas State.....	L	78-86
F3... (1) Oklahoma State.....	W	81-74
F13... (7) Baylor.....	L	67-81
F9... at Kansas.....	W	81-71
F13... (13) West Virginia.....	L	75-76
F16... at (12) Oklahoma State.....	L	57-73
F19... Texas.....	W	64-63
F23... Kansas.....	W	64-61
F24... at (5) Baylor.....	L	89-96
M1... at TCU.....	L	66-76
M3... Texas Tech.....	W	87-32
M8... 3-Texas.....	L	72-82
M22... 4-(23) DePaul.....	L	100-104

- 1 - Preseason WNIT, Campus Sites (Norman, Okla.)
- 2 - at Webster Bank Arena, Bridgeport, Conn.
- 3 - Big 12 Championship (Oklahoma City)
- 4 - NCAA First Round (Durham, N.C.)

» 2014-15

Record: 21-12, 13-5 Big 12
Home: 12-1, Away: 6-8, Neutral: 3-3
NCAA Second Round

N14... Washington.....	W	90-80
N18... Lamar.....	W	100-73
N21... Bradley.....	W	104-55
N27... 1-South Florida.....	L	68-83
N28... 1-Kentucky.....	L (OT)	88-92
N29... 1-Illinois.....	W (2OT)	78-76
D7... at North Texas.....	W	68-39
D14... at UALR.....	L	62-66
D17... at (13) Duke.....	L	72-92
D21... 2-Arkansas.....	L	64-71
D30... Yale.....	W	71-54
J4... West Virginia.....	W	71-60
J7... at Kansas.....	W	69-57
J10... at Texas Tech.....	W	75-58
J14... (5) Texas.....	W	70-59
J17... at TCU.....	W	97-81
J19... Oklahoma State.....	W	73-54
J24... Texas Tech.....	W	70-64
J29... at (13) Texas.....	L (OT)	81-84
F1... at West Virginia.....	L	69-78
F4... Iowa State.....	W	75-66
F7... Kansas State.....	W	66-58
F11... at (3) Baylor.....	L	89-66
F14... TCU.....	W	77-54
F17... at Iowa State.....	L (OT)	76-84
F21... at Kansas State.....	W	73-64
F25... (3) Baylor.....	W	68-64
F28... (1) Oklahoma State.....	L	58-65
M2... at Oklahoma State.....	W	66-56
M7... 3 - West Virginia.....	W	67-55
M8... 3 - Texas.....	L	46-59
M21... 4-Quinnipiac.....	W	111-84
M23... 4-(17) Stanford.....	L	76-86

- 1 - Paradise Jam Tournament (Virgin Islands)
- 2 - SEC/Big 12 Challenge (Little Rock, Ark.)
- 3 - Big 12 Championship (Dallas, Texas)
- 4 - NCAA First/Second Rounds (Stanford, Calif.)



YEAR-BY-YEAR RESULTS

» 2015-16

Record: 22-11, 11-7 Big 12
Home: 11-3 Away: 7-6, Neutral: 4-2
NCAA Second Round

N13.....	Winthrop.....	W.....	78-48
N16.....	North Texas.....	L.....	57-61
N19.....	BYU.....	W.....	73-47
N22.....	at Bradley.....	W.....	79-46
N26.....	1-vs. Utah.....	W.....	70-55
N28.....	1-vs. Boston College.....	W.....	76-61
D2.....	at Little Rock.....	W.....	65-52
D6.....	at Washington.....	W.....	71-68
D9.....	at Tulsa.....	W.....	75-62
D13.....	UTSA.....	W.....	80-41
D20.....	2-vs. (18) Texas A&M.....	L.....	68-74
D30.....	Kansas.....	W.....	67-44
J3.....	at (4) Baylor.....	L.....	68-78
J6.....	at TCU.....	W.....	78-65
J10.....	Kansas State.....	W.....	68-58
J16.....	at Oklahoma State.....	L.....	42-73
J20.....	Texas Tech.....	W.....	92-53
J23.....	at (6) Texas.....	L.....	76-83
J27.....	West Virginia.....	W.....	57-54
J30.....	at Iowa State.....	W.....	77-71
F3.....	(25) Oklahoma State.....	L.....	69-71
F6.....	TCU.....	W.....	77-64
F9.....	at Kansas State.....	L.....	71-87
F14.....	(6) Texas.....	W.....	74-56
F17.....	at (24) West Virginia.....	L.....	55-63
F20.....	at Kansas.....	W.....	72-66
F22.....	(4) Baylor.....	L.....	70-78
F27.....	Iowa State.....	W.....	85-54
M1.....	at Texas Tech.....	W.....	70-60
M5.....	3-vs. Oklahoma State.....	W.....	61-43
M6.....	3-vs. (4) Baylor.....	L.....	57-84
M19.....	4-vs. Purdue.....	W.....	61-45
M21.....	4-at (12) Kentucky.....	L.....	58-79

1 - Junkanoo Jam (Freeport, Bahamas)
2 - SEC/Big 12 Challenge (Oklahoma City)
3 - Big 12 Championship (Oklahoma City)
4 - NCAA First and Second Rounds (Lexington, Ky.)

» 2016-17

Record: 23-10, 13-5 Big 12
Home: 14-2, Away: 6-5, Neutral: 3-3
NCAA Second Round

N13.....	Southern Illinois.....	W.....	80-48
N16.....	Little Rock.....	W.....	68-58
N19.....	at BYU.....	W.....	68-61
N23.....	South Dakota State.....	W.....	74-60
N27.....	Colorado State.....	W.....	70-55
D1.....	1-at (17) Kentucky.....	L.....	82-68
D4.....	Oral Roberts.....	L.....	74-67
D8.....	UTRGV.....	W.....	92-59
D11.....	Tulsa.....	W.....	85-68
D19.....	2-Xavier.....	W.....	81-69
D20.....	2-California.....	L.....	82-74
D21.....	2-Portland State.....	W.....	74-60
D29.....	at Kansas.....	W.....	84-54
J1.....	TCU.....	W.....	87-72
J4.....	(25) Kansas State.....	W (OT).....	85-80
J8.....	at (17) West Virginia.....	L.....	83-73
J11.....	at Iowa State.....	W.....	67-57
J14.....	Texas Tech.....	W.....	66-45
J17.....	at (12) Texas.....	L.....	86-68
J22.....	Oklahoma State.....	W.....	68-62
J25.....	Iowa State.....	W.....	78-63
J29.....	at (2) Baylor.....	L.....	92-58
F1.....	Kansas.....	W.....	89-52
F4.....	at Oklahoma State.....	W.....	66-60
F7.....	West Virginia.....	W (2OT).....	90-87
F11.....	Texas Tech.....	W.....	64-56
F18.....	(8) Texas.....	W.....	74-73
F21.....	Kansas State.....	L.....	79-71
F25.....	at TCU.....	W.....	73-64
F27.....	(2) Baylor.....	L.....	103-64
M4.....	3-West Virginia.....	L.....	82-58
M18.....	4-Gonzaga.....	W.....	75-62

M20... 4-(12) Washington..... L.....108-82

1 - SEC/Big 12 Challenge (Lexington, Ky.)
2 - Puerto Rico Classic (Las Vegas, Nev.)
3 - Big 12 Championship (Oklahoma City)
4 - NCAA First and Second Rounds (Seattle, Wash.)

» 2017-18

Record: 16-15, 11-7 Big 12
Home: 10-4, Away: 6-8, Neutral: 0-3
NCAA First Round

N10.....	Belmont.....	W.....	96-73
N13.....	at DePaul.....	L (OT).....	108-111
N17.....	SMU.....	W.....	87-75
N21.....	at Colorado State.....	W.....	78-46
N25.....	1-at (10) Oregon.....	L.....	74-92
N28.....	at Little Rock.....	L.....	56-68
D3.....	2-Florida.....	L.....	61-80
D6.....	at South Dakota State.....	L.....	61-67
D9.....	(16) South Florida.....	W.....	79-74
D16.....	New Mexico.....	W.....	105-63
D19.....	3-vs. (1) Connecticut.....	L.....	64-88
D28.....	(8) Texas.....	L.....	74-88
D31.....	at Iowa State.....	W.....	74-69
J4.....	TCU.....	W.....	84-71
J7.....	at (20) Oklahoma State.....	L.....	82-96
J10.....	at Texas Tech.....	W.....	73-52
J14.....	(5) Baylor.....	L.....	52-74
J17.....	at Kansas State.....	W.....	76-71
J20.....	(24) Oklahoma State.....	L.....	67-60
J24.....	Kansas.....	W.....	97-74
J27.....	at (24) TCU.....	L.....	58-62
J31.....	Kansas State.....	W.....	68-49
F3.....	(21) West Virginia.....	W.....	76-57
F5.....	at (3) Baylor.....	L.....	65-74
F10.....	at Kansas.....	W.....	72-52
F17.....	at West Virginia.....	W (OT).....	79-77
F21.....	Iowa State.....	W.....	80-71
F24.....	Texas Tech.....	W.....	79-61
F27.....	at (7) Texas.....	L.....	66-79
M3.....	4-vs. TCU.....	L.....	83-90
M16.....	5-vs. DePaul.....	L.....	79-90

1 - PK80 Invitational (Eugene, Ore.)
2 - Big 12/SEC Challenge (Norman, Okla.)
3 - Women's Holiday Showcase (Uncasville, Conn.)
4 - Big 12 Championship (Oklahoma City)
5 - NCAA First and Second Rounds (College Station, Texas)

» 2018-19

Record: 8-22, 4-14 Big 12
Home: 6-8, Away: 2-11, Neutral: 0-3

N9.....	Western Kentucky.....	W.....	90-83
N15.....	Northwestern State.....	W.....	93-56
N18.....	at (21) South Florida.....	L.....	70-87
N22.....	1-vs. UAB.....	L.....	84-89
N23.....	1-vs. Clemson.....	L.....	62-74
N28.....	at New Mexico.....	L.....	84-88
D2.....	2-at Auburn.....	L.....	79-95
D5.....	Central Arkansas.....	W.....	65-52
D9.....	(20) DePaul.....	L.....	76-87
D19.....	(1) Connecticut.....	L.....	63-72
D22.....	at SMU.....	W.....	77-61
J2.....	Texas Tech.....	W.....	66-61
J5.....	at Kansas State.....	L.....	56-86
J9.....	at (11) Texas.....	L.....	63-73
J13.....	West Virginia.....	L.....	55-66
J19.....	at (18) Iowa State.....	L.....	78-104
J22.....	at TCU.....	L.....	71-86
J27.....	(2) Baylor.....	L.....	53-74
J30.....	at Kansas.....	L.....	79-88
F2.....	(12) Texas.....	L.....	56-66
F6.....	at Oklahoma State.....	L.....	74-84
F10.....	Kansas State.....	L.....	75-83
F13.....	Kansas.....	W.....	78-67
F16.....	at (1) Baylor.....	L.....	53-87
F20.....	(20) Iowa State.....	L.....	70-91
F23.....	at West Virginia.....	W.....	80-69
F25.....	Oklahoma State.....	W.....	75-66

M2..... TCU..... L.....63-76
M5..... at Texas Tech..... L.....82-88
M8..... 3-vs. Texas Tech..... L.....84-104

1 - Junkanoo Jam (Bimini, Bahamas)
2 - SEC/Big 12 Challenge (Auburn, Ala.)
3 - Big 12 Championship (Oklahoma City)

» 2019-20

Record: 12-18, 5-13 Big 12
Home: 9-8, Away: 3-9, Neutral: 0-1

N8.....	Prairie View A&M.....	W.....	94-48
N10.....	UAB.....	W.....	82-75
N14.....	Missouri State.....	L.....	90-96
N20.....	Stephen F. Austin.....	W.....	75-62
N23.....	at Houston.....	L.....	69-85
N26.....	Abilene Christian.....	W.....	78-65
N30.....	at Wichita State.....	L.....	83-88
D4.....	at Western Kentucky.....	L.....	63-74
D7.....	(25) LSU.....	W.....	90-68
D15.....	Sam Houston State.....	W.....	95-71
D17.....	Drake.....	W.....	93-84
D22.....	(2) Connecticut.....	L.....	53-97
J4.....	(6) Baylor.....	L.....	56-77
J8.....	at Oklahoma State.....	W.....	77-75
J11.....	Iowa State.....	W.....	81-72
J15.....	at (17) WVU.....	W.....	73-49
J19.....	TCU.....	L.....	63-82
J22.....	at Texas Tech.....	L (OT).....	84-89
J25.....	at Kansas State.....	L.....	74-92
J28.....	Texas.....	L.....	53-70
F2.....	at Kansas.....	W (OT).....	94-82
F5.....	West Virginia.....	W.....	68-58
F8.....	at Iowa State.....	L.....	59-63
F11.....	Oklahoma State.....	L.....	69-73
F16.....	Kansas State.....	L (OT).....	85-87
F22.....	at (2) Baylor.....	L.....	69-101
F26.....	Kansas.....	L.....	80-83
F29.....	at Texas.....	L.....	76-86
M4.....	at TCU.....	L.....	71-96
M7.....	Texas Tech.....	L.....	94-106
M12.....	1-Oklahoma State.....	Canceled	

1 - Big 12 Championship (Kansas City) - Canceled due to COVID-19

» 2020-21

Record: 12-12, 9-8 Big 12
Home: 7-6, Away: 5-5, Neutral: 0-1

N25.....	Houston.....	L.....	85-97
D6.....	1-at Georgia.....	L.....	80-93
D10.....	at Kansas.....	L.....	64-74
D13.....	Texas State.....	W.....	52-40
D15.....	Oklahoma State.....	L.....	53-66
D20.....	South Dakota.....	W.....	80-73
D29.....	UAPB.....	W.....	107-64
J3.....	West Virginia.....	L.....	72-90
J6.....	at Texas Tech.....	W.....	75-74
J19.....	at (24) Iowa State.....	L.....	63-64
J23.....	at (9) Baylor.....	L.....	61-84
J27.....	at Kansas.....	W.....	84-81
J31.....	at Kansas State.....	W.....	80-78
F3.....	Texas.....	L.....	58-69
F6.....	at Oklahoma State.....	L.....	64-91
F9.....	Iowa State.....	W.....	67-61
F13.....	at (19) West Virginia.....	W.....	72-71
F21.....	Baylor.....	L.....	66-77
F24.....	at TCU.....	W.....	76-60
F27.....	at Texas.....	W (OT).....	68-63
M1.....	Texas Tech.....	W.....	88-79
M4.....	TCU.....	L.....	79-83
M7.....	Kansas State.....	W.....	90-81
M12.....	2-Oklahoma State.....	L (OT).....	80-89

1 - Big 12/SEC Challenge
2 - Big 12 Championship (Kansas City)

SOONER COACHES



» YEAR-BY-YEAR COACHING RECORDS

Year	Coach	Overall			Conference				Postseason	
		W	L	Pct	W	L	Pct	Finish		
1974-75	Amy Dahl	2	14	.125	-	-	-			
1975-76	Cathie Schweitzer	3	14	.176	-	-	-			
1976-77	Cathie Schweitzer	4	20	.167	-	-	-			
1977-78	Cathie Schweitzer	20	12	.625	-	-	-			
1978-79	Doyle Parrack	13	16	.448	-	-	-			
1979-80	Doyle Parrack	17	16	.515	-	-	-			
1980-81	Maura McHugh	21	11	.656	-	-	-			
1981-82	Maura McHugh	17	14	.548	-	-	-			
1982-83	Maura McHugh	17	11	.607	7	7	.500	4th		
1983-84	Maura McHugh	22	10	.688	8	6	.571	3rd	WNIT (1-2)	
1984-85	Maura McHugh	23	7	.767	10	4	.714	2nd		
1985-86	Maura McHugh	24	7	.774	10	4	.714	1st	NCAA Sweet 16 (2-1)	
1986-87	Maura McHugh	18	10	.643	6	7	.462	t5th		
1987-88	Valerie Goodwin-Colbert	14	13	.519	7	7	.500	5th		
1988-89	Valerie Goodwin-Colbert	11	16	.407	4	10	.286	8th		
1989-90	Valerie Goodwin-Colbert	7	22	.241	2	12	.143	t7th		
1990-91	Gary Hudson	10	18	.357	4	9	.308	7th		
1991-92	Gary Hudson	17	12	.586	7	7	.500	4th		
1992-93	Gary Hudson	12	15	.444	6	8	.429	6th		
1993-94	Burl Plunkett	18	12	.600	7	7	.500	5th	WNIT Champions (3-0)	
1994-95	Burl Plunkett	22	9	.710	11	3	.786	2nd	NCAA Second Round (1-1)	
1995-96	Burl Plunkett	12	15	.444	4	10	.286	7th		
1996-97	Sherri Coale	5	22	.185	1	15	.063	t2th		
1997-98	Sherri Coale	8	19	.296	4	12	.250	9th		
1998-99	Sherri Coale	15	14	.517	8	8	.500	t5th	WNIT Second Round (1-1)	
1999-00	Sherri Coale	25	8	.758	13	3	.813	1st	NCAA Sweet 16 (2-1)	
2000-01	Sherri Coale	28	6	.824	15	1	.938	1st	NCAA Sweet 16 (2-1)	
2001-02	Sherri Coale	32	4	.889	14	2	.875	1st	NCAA Runner-Up (5-1)	
2002-03	Sherri Coale	19	13	.594	9	7	.563	t5th	NCAA First Round (0-1)	
2003-04	Sherri Coale	24	9	.727	9	7	.563	6th	NCAA Second Round (1-1)	
2004-05	Sherri Coale	17	13	.567	8	8	.500	t6th	NCAA First Round (0-1)	
2005-06	Sherri Coale	31	5	.861	16	0	1.000	1st	NCAA Sweet 16 (2-1)	
2006-07	Sherri Coale	28	5	.848	13	3	.813	t1st	NCAA Sweet 16 (2-1)	
2007-08	Sherri Coale	22	9	.710	11	5	.688	t3rd	NCAA Second Round (1-1)	
2008-09	Sherri Coale	32	5	.865	15	1	.938	1st	NCAA Final Four (4-1)	
2009-10	Sherri Coale	27	11	.711	11	5	.688	t2nd	NCAA Final Four (4-1)	
2010-11	Sherri Coale	23	12	.657	10	6	.625	t3rd	NCAA Sweet 16 (2-1)	
2011-12	Sherri Coale	21	13	.618	11	7	.611	t2nd	NCAA Second Round (1-1)	
2012-13	Sherri Coale	24	11	.686	11	7	.611	t2nd	NCAA Sweet 16 (2-1)	
2013-14	Sherri Coale	18	15	.545	9	9	.500	t5th	NCAA First Round (0-1)	
2014-15	Sherri Coale	21	12	.636	13	5	.722	2nd	NCAA Second Round (1-1)	
2015-16	Sherri Coale	22	11	.667	11	7	.611	t4th	NCAA Second Round (1-1)	
2016-17	Sherri Coale	23	10	.697	13	5	.722	3rd	NCAA Second Round (1-1)	
2017-18	Sherri Coale	16	15	.516	11	7	.611	t3rd	NCAA First Round (0-1)	
2018-19	Sherri Coale	8	22	.267	4	14	.222	t8th		
2019-20	Sherri Coale	12	18	.400	5	13	.278	9th		
2020-21	Sherri Coale	12	12	.500	9	8	.529	6th		
2021-22	Jennie Baranczyk				First Season					
TOTAL	9 Head Coaches	837	588	.587	347	266	.566		24 Postseason Appearances	

» CAREER COACHING RECORDS

Coach	Seasons	Years	Overall			Conference		
			W	L	PCT	W	L	PCT
Baranczyk	2021-present	-	-	-	-	-	-	-
Coale	1997-2021	25	513	294	.636	254	165	.606
McHugh	1981-87	7	142	70	.670	41	28	.594
Plunkett	1994-96	3	52	36	.591	22	20	.524
Parrack	1979-80	2	30	32	.484	-	-	-
Hudson	1991-93	3	39	45	.464	17	24	.415
Goodwin-Colbert	1988-90	3	32	51	.386	13	29	.310
Schweitzer	1976-78	3	27	46	.370	-	-	-
Dahl	1975	1	2	14	.125	-	-	-



NON-CONFERENCE EVENTS

» ARKANSAS CLASSIC

Jonesboro, Ark.

1992-93
vs. Mercer W 69-60

» BASKETBALL TRAVELERS INVITATIONAL

Norman, Okla.

2010-11
vs. UT-Pan American..... W116-66
vs. Gardner Webb..... W84-75
vs. Prairie View A&M..... W78-55

» BERTHA TEAGUE CLASSIC

1994-95 (Stillwater, Okla.)
vs. Rice W 89-59
vs. Minnesota..... W 74-64

1995-96 (Norman, Okla.)
vs. Oral Roberts..... W63-40
vs. Grambling State..... W ...100-66

1996-97 (Stillwater, Okla.)
vs. Oral Roberts..... W 62-50
vs. Southern Utah..... L 63-64

1998-99 (Norman, Okla.)
vs. Denver W 80-52
vs. Stephen F. Austin W91-72

1999-90 (Norman, Okla.)
vs. Oral Roberts..... W83-66
vs. Tulsa W 93-70

2000-01 (Tulsa, Okla.)
vs. Tulsa W 80-49
vs. Oral Roberts..... W87-56

2001-02 (Stillwater, Okla.)
vs. Oral Roberts..... W73-38
vs. Tulsa W 75-52

2002-03 (Tulsa, Okla.)
at Tulsa..... W65-61
vs. Oral Roberts..... W 70-42

2003-04 (Oklahoma City, Okla.)
vs. Oral Roberts..... W90-48

2004-05 (Tulsa, Okla.)
vs. Tulsa L59-67

2005-06 (Stillwater, Okla.)
vs. Oral Roberts..... W107-76

» BASKETBALL BY THE BAY

San Jose, Calif.

2008-09
vs. Cal State Bakersfield.. W... 105-84
vs. California..... W 86-75

» BIG 12/ACC CHALLENGE

2000-01
at North Carolina..... W94-77



» At the Basketball By the Bay event in 2008, Oklahoma rallied from 26 points down to defeat California, 86-75, in San Jose, Calif. The comeback ranked as the second-largest deficit overcome in NCAA Division I history.

» BIG 12/SEC CHALLENGE

2003-04
vs. Tennessee L55-71

2014-15 (Little Rock, Ark.)
vs. Arkansas..... L64-71

2015-16 (Oklahoma City, Okla.)
vs. Texas A&M..... L68-78

2016-17
at Kentucky..... L68-82

2017-18
Florida L 61-80

2018-19
at Auburn L79-95

2019-20
vs. LSU..... W 90-86

2020-21
at Georgia L 93-80

» BOWLING GREEN INVITATIONAL

Bowling Green, Ky.

1985-86
vs. Middle Tennessee W83-75
at Western Kentucky W89-81

» BYU TOURNAMENT

Provo, Utah

1989-90
vs. Montana State L80-86
at BYU L77-108

» CANCUN CLASSIC

Cancun, Mexico

1998-99
vs. UAB..... L61-62
vs. Coppin State..... W103-74

» CAPITOL CLASSIC

Washington, D.C.

1993-94
vs. Illinois State..... W 69-56
at George Washington... L 74-88

» CARDINAL CLASSIC

Stanford, Calif.

1987-88
vs. Simon Fraser W83-66
at Stanford..... L 66-91

» CARIBBEAN CLASSIC

Cancun, Mexico

2007-08
vs. Arizona State W69-57
vs. Mississippi State..... W87-73

NON-CONFERENCE EVENTS



» COACHES VS. CANCER CLASSIC

Madison, Wis.

2000-01

vs. Georgia L 70-94
at Wisconsin L 77-97

» DIAL CLASSIC

Pullman, Wash.

1994-95

vs. Utah W 72-68
at Washington State W 85-79

» DOMINO'S CLASSIC

College Station, Texas

1990-91

vs. Washington State L 50-84
vs. Eastern Washington W 82-71

» DUEL IN THE DESERT

Las Vegas, Nev.

2011-12

vs. Ohio W 89-57
vs. Syracuse W 82-63
vs. Xavier W 73-51

» ESPNU INVITATIONAL

Tampa, Fla.

2007-08

vs. Tennessee L 67-70

» HAWAII REGENT CLASSIC

Honolulu, Hawaii

1999-00

vs. Arizona L 59-75
at Hawaii W 67-53
vs. Tennessee Tech L 64-74

» HOLIDAY CLASSIC

Norman, Okla.

1993-94

vs. Michigan W 96-88
vs. Southern W 100-72

» JUNKANOO JAM

1995-96 (Nassau, Bahamas)

vs. Alabama L 62-71
vs. VCU W 84-52

2004-05 (Grand Bahama Island)

vs. Akron W 88-40
vs. Iowa L 47-54

2015-16 (Freeport, Bahamas)

vs. Utah W 70-55
vs. Boston College W 76-61

2018-19 (Bimini, Bahamas)

vs. UAB L 84-89
vs. Clemson L 62-74

» LADY AGGIE CLASSIC

College Station, Texas

1979-80

vs. McNeese State L 46-61
vs. Baylor W 66-48
vs. Memphis L 53-54
vs. Texas A&M L 53-71
vs. SW Missouri State W 68-66

» LMU THANKSGIVING CLASSIC

Los Angeles, Calif.

1997-98

at Loyola Marymount W 63-55
vs. North Carolina L 61-68

» MIAMI NEW YEAR'S CLASSIC

Miami, Fla.

1984-85

vs. New Hampshire W 73-42
vs. Rutgers L 72-80
vs. St. Joseph's L 75-76

1985-86

vs. Dayton W 64-46
vs. James Madison W 57-55
vs. La Salle W 71-68

» NEW MEXICO STATE TOURNAMENT

Las Cruces, N.M.

1977-78

at New Mexico State W 71-61
at New Mexico State L 61-77
vs. New Mexico W 75-74

1986-87

vs. UTSA W 67-53
at New Mexico State W 80-71

» NIKE CLASSIC

Eugene, Ore.

2004-05

vs. Louisiana Tech W 86-59

» NORTH TEXAS TOURNAMENT

Denton, Texas

1978-79

at North Texas L 62-80
vs. Texas A&M L 49-58

1980-81

at North Texas W 84-53
vs. Texas Southern L 72-80

» ODWALLA CLASSIC

San Francisco, Calif.

2005-06

vs. Iowa W 85-68
at San Francisco W 53-51

» ORANGE BOWL CLASSIC

Miami, Fla.

1992-93

vs. Texas Tech L 56-93
vs. Old Dominion L 54-60
vs. Bucknell W 84-60

» PARADISE JAM CLASSIC

St. Thomas, U.S. V.I.

2009-10

vs. South Carolina W 75-67

2014-15

vs. South Florida L 68-83
vs. Kentucky L (OT) .. 88-92
vs. Illinois W (2OT) .. 78-76

» PEPPERDINE INVITATIONAL

Malibu, Calif.

2003-04

vs. Siena W 85-70
at Pepperdine W 95-77

» PUERTO RICO CLASSIC

Las Vegas, Nev.

2016-17

vs. Xavier W 81-69
vs. California L 74-82
vs. Portland State W 74-60

» PHILLIPS TOURNAMENT

Enid, Okla.

1977-78

vs. Tulsa W 95-52
at Phillips L 75-84

» PHOENIX CLASSIC

Enid, Okla.

1989-90

vs. Eastern Illinois L 88-110
vs. Northern Iowa W 78-76

» PK80 INVITATIONAL

Eugene, Ore.

2017-18

at Oregon L 74-92

» PRESEASON WNIT

1994-95

at Montana L 64-76

2005-06

Wisconsin-Milwaukee W 89-57
SMU W 80-43
at New Mexico W 74-63
at Connecticut L 62-82

2008-09

UC-Riverside W 88-57
Middle Tennessee W 85-65
Arizona State W 70-57
North Carolina L 79-80



NON-CONFERENCE EVENTS



» Oklahoma participated in the PK80 Invitational in 2017, a one-time event honoring Nike founder Phil Knight. The Sooners were one of four teams to play in the event, taking on Oregon in Eugene, Ore.

2013-14

Stetson..... W 78-60
Wichita State..... W 89-70
Gonzaga W 82-78
Louisville..... L (OT).. 92-97

2019-20

Prairie View A&M W 94-48
UAB W 82-75
Missouri State..... L 90-96

» RAINBOW WAHINE CLASSIC Honolulu, Hawaii

1987-88

vs. Penn State L 63-86
vs. California L 66-81
vs. Northern Arizona L 47-68

1991-92

at Hawaii..... L 82-95
vs. Howard W 81-61

2002-03

vs. Fordham..... W 90-62
vs. North Carolina W 66-63
vs. Connecticut L 60-73

2012-13

vs. Arkansas..... W 73-70
vs. Oregon..... W 100-61
at Hawaii..... W 74-49

» REDSTORM CHRISTMAS INVITE Jamaica, N.Y.

1996-97

vs. Memphis..... L 65-71
vs. Northeastern..... W 76-54

» SHOCKER CLASSIC

Wichita, Kan.

1976-77

at Wichita State..... L 58-70
vs. Simpson..... W 88-69
vs. Colorado State L 56-59

» SOONER THANKSGIVING CLASSIC Norman, Okla.

1989-90

Sam Houston State..... L 86-90
Arkansas State..... W 102-73

» STATE FARM TIP-OFF CLASSIC

2001-02 (Durham, N.C.)

vs. Purdue W 80-75

2002-03 (Knoxville, Tenn.)

at Tennessee L 68-94

2007-08 (Chapel Hill, N.C.)

vs. Maryland..... L 66-76

» SOUTHWEST MISSOURI STATE TOURNAMENT Springfield, Mo.

1978-79

vs. NW Missouri State..... L 44-74
vs. Wichita State W 61-50
vs. Texas A&M..... L 45-52

1979-80

vs. Wichita State W 62-56
vs. Omaha W 67-40
vs. Southern Illinois..... W 58-46

» UTSA CLASSIC San Antonio, Texas

1997-98

vs. Stephen F. Austin L 58-82
at UTSA..... W 66-53

» VANDERBILT INVITATIONAL Nashville, Tenn.

2011-12

vs. Liberty..... W 76-45
at Vanderbilt..... W 66-78

» WAKIKI BEACH MARRIOTT CLASSIC Honolulu, Hawaii

2006-07

vs. Eastern Kentucky..... W 92-79
at Hawaii..... W 76-56

» WASHINGTON TOURNAMENT Seattle, Wash.

1986-87

vs. Notre Dame W 57-54
at Washington L 64-83

» WASHINGTON STATE TOURNAMENT Pullman, Wash.

1983-84

vs. Southern Illinois..... L 62-82
vs. Portland State..... W 85-67

» WOMEN'S HOLIDAY SHOWCASE Uncasville, Conn.

2017-18

vs. Connecticut L 64-88

2019-20

vs. Connecticut L 53-97

RECORD BY CONFERENCE



AMERICA EAST (2-0)	W	L	BIG SOUTH (3-0)	W	L	MISSOURI VALLEY (13-8)	W	L	SOUTHLAND (21-6)	W	L
Hartford	1	0	Gardner-Webb	1	0	Bradley	2	0	Abilene Christian	2	0
New Hampshire	1	0	Liberty	1	0	Drake	1	3	Central Arkansas	2	0
			Winthrop	1	0	Illinois State	3	0	Lamar	2	0
AMERICAN ATHLETIC (51-33)	W	L	BIG TEN (41-35)	W	L	Missouri State	4	4	McNeese State	2	1
Connecticut	0	13	Illinois	3	1	Northern Iowa	1	0	Northwestern State	2	0
Houston	2	1	Iowa	1	2	Southern Illinois	2	1	Sam Houston State	4	1
Memphis	0	2	Maryland	0	1				Southeastern Louisiana	1	0
SMU	8	5	Michigan	2	0				Stephen F. Austin	6	4
South Florida	1	2	Michigan State	1	1	MOUNTAIN WEST (17-7)	W	L			
Tulane	1	1	Minnesota	2	0	Colorado State	4	1	SUMMIT (27-16)	W	L
Tulsa	26	2	Nebraska	27	23	Fresno State	1	1	Denver	2	0
Wichita State	13	7	Ohio State	0	4	New Mexico	10	3	Omaha	1	0
			Penn State	1	1	San Diego State	1	1	Oral Roberts	21	15
			Purdue	4	0	UNLV	1	1	South Dakota	1	0
ATLANTIC COAST (8-7)	W	L	Rutgers	0	1	OHIO VALLEY (7-2)	W	L	South Dakota State	2	1
Boston College	1	0	Wisconsin	0	1	Belmont	1	0			
Duke	1	2				Eastern Illinois	0	1	SUN BELT (25-8)	W	L
Georgia Tech	1	0	BIG WEST (8-2)	W	L	Eastern Kentucky	1	0	Arkansas State	4	1
Louisville	0	2	Cal State Fullerton	1	0	SE Missouri State	4	0	Georgia State	1	0
Notre Dame	2	3	Cal State Northridge	1	0	Tennessee Tech	1	1	Little Rock	6	2
Pittsburgh	2	0	California-Riverside	2	0				Louisiana-Monroe	2	2
Syracuse	1	0	Hawaii	3	1	PAC-12 (35-54)	W	L	Texas State	2	0
			UC Santa Barbara	1	1	Arizona	0	2	UT-Arlington	10	3
ATLANTIC 10 (6-3)	W	L	COLONIAL (3-0)	W	L	Arizona State	2	1	SWAC (18-3)	W	L
Dayton	1	0	Northeastern	1	0	California	1	3	Arkansas-Pine Bluff	3	0
Fordham	1	0	James Madison	2	0	Colorado	22	34	Grambling	1	0
George Washington	0	2				Oregon	1	1	Jackson State	1	0
La Salle	1	0	C-USA (34-10)	W	L	Southern California	0	1	Miss. Valley State	0	1
St. Joseph's	0	1	Louisiana Tech	1	4	Stanford	2	5	Prairie View A&M	9	0
Saint Louis	2	0	Middle Tennessee	2	0	UCLA	3	3	Southern	1	1
VCU	1	0	North Texas	21	3	Utah	1	0	Texas Southern	3	1
			Old Dominion	0	1	Washington	2	3			
ATLANTIC SUN (1-0)	W	L	Rice	2	0	Washington State	1	1	WAC (10-2)	W	L
Stetson	1	0	UTSA	6	0	PATRIOT (4-0)	W	L	Cal State Bakersfield	1	0
			UAB	1	2	Army	1	0	New Mexico State	3	2
BIG 12 (314-252)	W	L	Western Kentucky	2	1	Boston University	1	0	UMKC	1	0
Baylor	26	33	IVY (1-0)	W	L	Bucknell	1	0	UTRGV	5	0
Iowa State	41	27	Yale	1	0	Loyola (Md.)	1	0	WEST COAST (18-3)	W	L
Kansas	42	33	HORIZON (3-0)	W	L				BYU	5	1
Kansas State	42	29	Milwaukee	3	0	SOUTHEASTERN (77-77)	W	L	Gonzaga	2	0
Oklahoma State	63	47	METRO ATLANTIC (6-1)	W	L	Alabama	0	1	Loyola Marymount	1	1
Texas	26	36	Fairfield	1	0	Arkansas	10	7	Pepperdine	3	1
TCU	23	11	Marist	4	1	Auburn	0	1	Portland	1	0
Texas Tech	39	26	Siena	1	0	Florida	0	1	San Diego	4	0
West Virginia	12	10	Quinnipiac	1	0	Georgia	1	5	San Francisco	1	0
			MID-AMERICAN (3-0)	W	L	Kentucky	1	3	UMKC	1	0
BIG EAST (10-6)	W	L	Akron	1	0	LSU	1	0			
Butler	1	0	Central Michigan	1	0	Mississippi State	1	0	<i>Includes current Division I teams</i>		
Creighton	5	0	Ohio	1	0	Ole Miss	1	2			
DePaul	1	4	MEAC (3-0)	W	L	Missouri	30	29			
Marquette	1	0	Howard	1	0	South Carolina	3	0			
St. John's	0	1	Md. Eastern Shore	1	0	Tennessee	1	5			
Villanova	1	0	N. Carolina Central	1	0	Texas A&M	27	21			
Xavier	1	1				Vanderbilt	1	2			
			SOUTHERN (3-1)	W	L						
BIG SKY (7-4)	W	L	Chattanooga	0	1						
Eastern Washington	1	0	Mercer	2	0						
Montana	0	1	Samford	1	0						
Montana State	2	1									
Northern Arizona	1	1									
Northern Colorado	1	0									
Portland State	1	0									
Sacramento State	1	0									
Southern Utah	0	1									



RECORD BY LOCATION

ARIZONA (1-3)

	W	L
Arizona State	0	1
Northern Arizona	0	1
Marist	1	0
Stanford	0	1

ARKANSAS (6-9)

Arkansas	3	6
Arkansas State	1	1
Little Rock	1	2
Mercer	1	0

BAHAMAS (4-2)

Alabama	0	1
Akron	1	0
Boston College	1	0
Iowa	0	1
Utah	1	0
VCU	1	0

CALIFORNIA (14-11)

California	1	0
Cal State Bakersfield	1	0
Fresno State	0	1
Iowa	1	0
Loyola Marymount	1	1
Pepperdine	2	1
Quinnipiac	1	0
San Diego	2	0
San Diego State	0	1
Siena	1	0
Simon Fraser	1	0
Southern California	0	1
Stanford	0	2
UCLA	1	2
UC Santa Barbara	1	1

COLORADO (10-20)

BYU	1	0
Colorado	6	17
Colorado State	1	0
Denver	1	0
Iowa State	0	1
Kansas	0	1
Oklahoma State	0	1
Pepperdine	1	0

CONNECTICUT (1-5)

Connecticut	0	6
Fairfield	1	0

FLORIDA (6-8)

Boston University	1	0
Bucknell	1	0
Dayton	1	0
Iowa	0	1
James Madison	1	0
La Salle	1	0
Miami (Fla.)	0	2
New Hampshire	1	0
Old Dominion	0	1
Rutgers	0	1
St. Joseph's	0	1
Tennessee	0	1
Texas Tech	0	1

GEORGIA (0-3)

Georgia	0	3
---------	---	---

HAWAII (10-6)

Arizona	0	1
Arkansas	1	0
California	0	1
Connecticut	0	1
Eastern Kentucky	1	0

Fordham	1	0
Hawaii	3	1
Howard	1	0
North Carolina	1	0
Northern Arizona	1	0
Oregon	1	0
Penn State	0	1
Tennessee Tech	0	1

IDAHO (2-0)

Colorado	1	0
Texas Tech	1	0

ILLINOIS (4-2)

Bradley	1	0
DePaul	0	1
Illinois	1	1
Illinois State	1	0
Southern Illinois	1	0

INDIANA (3-1)

BYU	1	0
Illinois State	1	0
Notre Dame	0	1
Purdue	1	0

IOWA (15-17)

Drake	0	1
Georgia Tech	1	0
Iowa State	13	16
Prairie View A&M	1	0

KANSAS (45-51)

Colorado	0	4
Colorado State	0	1
Kansas	17	18
Kansas State	17	16
Missouri	2	3
Nebraska	2	1
Oklahoma State	1	3
Simpson	1	0
Wichita State	4	6

KENTUCKY (3-2)

Middle Tennessee	1	0
Kentucky	0	2
Purdue	1	0
Western Kentucky	1	1

LOUISIANA (3-4)

Louisiana-Monroe	0	1
Louisiana Tech	0	2
Loyola (Md.)	1	0
McNeese State	1	0
Southeastern La.	1	0
Tulane	0	1

MEXICO (2-1)

Arizona State	1	0
Mississippi State	1	0
UAB	0	1

MICHIGAN (1-0)

Michigan State	1	0
----------------	---	---

MINNESOTA (1-0)

Minnesota	1	0
-----------	---	---

MISSISSIPPI (0-1)

Ole Miss	0	1
----------	---	---

MISSOURI (29-34)

Baylor	2	0
Colorado	1	1

Iowa State	2	1
Kansas	2	0
Kansas State	1	2
Louisville	0	1
Missouri	12	18
Missouri State	2	2
Omaha	1	0
NW Missouri State	0	1
Notre Dame	1	0
Oklahoma State	2	2
Saint Louis	1	0
Texas	0	2
Texas A&M	1	4
Wichita State	2	0

MONTANA (1-1)

Montana	0	1
Montana State	1	0

NEBRASKA (10-18)

Colorado	0	1
Creighton	2	0
Iowa State	0	1
Nebraska	8	16

NEVADA (6-1)

California	0	1
Ohio	1	0
Portland State	1	0
Syracuse	1	0
UNLV	1	0
Xavier	2	0

NEW MEXICO (8-2)

New Mexico	5	1
New Mexico State	2	1
UTSA	1	0

NEW YORK (3-2)

Army	1	0
Marist	1	1
Memphis	0	1
Northeastern	1	0

NORTH CAROLINA (2-3)

DePaul	0	1
Duke	0	1
Maryland	0	1
North Carolina	1	0
Purdue	1	0

OHIO (2-3)

Central Michigan	1	0
Notre Dame	0	1
Ole Miss	0	1
Ohio State	0	2
UCLA	1	0

OKLAHOMA (503-224)

Abilene Christian	2	0
Arizona State	1	0
Arkansas	6	2
Arkansas-Little Rock	4	0
Arkansas-Pine Bluff	3	0
Arkansas State	2	0
Baylor	12	14
Belmont	0	1
Bradley	1	0
BYU	1	0
California-Riverside	2	0
Cal State Fullerton	1	0
Cal State Northridge	1	0
Cameron	4	0
Central Arkansas	1	0
Central Michigan	1	0

RECORD BY LOCATION



Central Missouri State	0	1	Sam Houston State	4	1	North Texas	9	2
Central Oklahoma	4	5	Samford	1	0	Penn State	1	0
Colorado	12	10	San Diego	2	0	Pittsburgh	1	0
Colorado State	2	1	South Carolina	1	0	Prairie View A&M	3	0
Connecticut	0	2	South Dakota State	1	0	SE Missouri State	1	0
Creighton	2	0	SE Missouri State	3	0	SMU	3	3
Denver	1	0	SE Okla. State	3	2	Stephen F. Austin	2	3
DePaul	1	0	SMU	4	2	Texas	10	21
Drake	1	2	Stetson	1	0	UT-Arlington	4	1
Duke	0	1	South Dakota	1	0	UTSA	1	0
East Central (Okla.)	3	3	South Florida	1	0	Texas A&M	10	11
Eastern New Mexico	1	0	Southern	1	0	TCU	9	7
Emporia State	1	0	Southern Illinois	1	0	Texas State	1	0
Florida	0	1	Southern Nazarene	1	1	Texas Southern	1	0
Fresno State	1	0	Southern Utah	0	1	Texas Tech	17	14
Gardner-Webb	1	0	SW Okla. State	2	3	Washington State	0	1
George Washington	0	1	Stanford	2	0	West Texas A&M	1	0
Georgia	1	1	Stephen F. Austin	4	1	West Virginia	2	0
Georgia State	1	0	Tennessee	1	2			
Gonzaga	1	0	Texas	16	12	U.S. VIRGIN ISLANDS (3-3)		
Grambling	1	0	Texas A&M	17	5	Illinois	1	0
Hartford	1	0	TCU	14	3	Kentucky	0	1
Henderson State	1	0	Texas Rio Grande Valley	5	0	Notre Dame	0	1
Houston	1	1	Texas State	2	0	San Diego State	1	0
Illinois	2	0	Texas Southern	3	0	South Carolina	1	0
Iowa State	28	5	Texas Tech	18	10	South Florida	0	1
Jackson State	1	0	Tulane	1	0			
Kansas	20	12	Tulsa	26	2	UTAH (1-2)		
Kansas State	22	10	UAB	1	0	BYU	1	1
Lamar	2	0	UCLA	1	1	Montana State	0	1
Louisiana-Monroe	2	1	UNLV	0	1			
Louisiana Tech	0	1	USAO	0	5	VIRGINIA (2-1)		
Louisville	0	1	UT-Arlington	6	2	Connecticut	0	1
LSU	1	0	UTSA	3	0	James Madison	1	0
Marist	2	0	Utah	2	0	Miami (Fla.)	1	0
Maryland Eastern Shore	1	0	Vanderbilt	1	1			
McNeese State	1	0	Villanova	1	0	WASHINGTON (5-3)		
Mercer	1	0	Washington	1	0	Notre Dame	1	0
Miami (Fla.)	1	0	West Texas A&M	1	0	Portland State	1	0
Michigan	2	0	West Virginia	5	5	Southern Illinois	0	1
Michigan State	0	1	Western Illinois	2	0	Utah	1	0
Middle Tennessee	1	0	Wichita State	7	1	Washington	1	2
Midwestern State	1	0				Washington State	1	0
Milwaukee	2	0	OREGON (1-1)					
Minnesota	1	0	Oregon	1	1	WASHINGTON, D.C. (1-1)		
Ole Miss	1	0				George Washington	0	1
Mississippi Valley State	0	1	SOUTH CAROLINA (1-0)			Illinois State	1	0
Missouri	16	9	South Carolina	1	0			
UMKC	1	0				WEST VIRGINIA (3-5)		
Missouri State	3	2	TENNESSEE (1-4)			West Virginia	3	5
Montana State	1	0	Arizona	0	1			
Nebraska	16	6	Liberty	1	0	WISCONSIN (2-3)		
New Mexico	4	1	Tennessee	0	2	Eastern Illinois	0	1
New Mexico State	0	1	Vanderbilt	0	1	Georgia	0	1
North Carolina	0	1				Milwaukee	1	0
North Carolina Central	1	0	TEXAS (96-89)			Northern Iowa	1	0
North Texas	12	1	Arkansas State	1	0	Wisconsin	0	1
Northeastern State	2	1	Baylor	12	16			
Northern Colorado	1	0	California	0	1			
Northern Oklahoma	0	2	Chattanooga	0	1			
Northwestern State	1	0	Connecticut	0	1			
Northwestern Oklahoma State	2	6	Colorado	1	1			
Ohio State	0	2	DePaul	0	1			
Oklahoma Baptist	4	0	Duke	1	0			
Oklahoma Christian	1	0	Eastern Washington	1	0			
Oklahoma City	9	0	Houston	0	1			
Oklahoma State	60	37	Illinois State	1	0			
Oral Roberts	21	15	Iowa State	0	1			
Phillips	3	5	Kansas State	1	0			
Pittsburgh	1	0	Lamar	1	0			
Prairie View A&M	1	0	Louisiana Tech	0	1			
Rice	2	0	Marquette	1	0			
Sacramento State	1	0	McNeese State	0	1			
St. Gregory's	0	2	Memphis	0	1			
St. John's	0	1	Midwestern State	1	0			
Saint Louis	1	0	New Mexico State	1	0			



INDIVIDUAL HONORS

» ALL-AMERICANS

Associated Press

- 2000 Phylesha Whaley, HM
- 2001 Stacey Dales, first team
- 2002 Stacey Dales, first team
- 2006 Courtney Paris, first team
- 2007 Courtney Paris, first team
- 2008 Courtney Paris, first team
- 2009 Courtney Paris, first team
- Ashley Paris, HM
- Danielle Robinson, HM
- 2010 Danielle Robinson, third team
- 2011 Danielle Robinson, third team
- 2013 Aaryn Ellenberg, HM
- 2014 Aaryn Ellenberg, HM

ESPN.com

- 2006 Courtney Paris, first team
- 2007 Courtney Paris, first team
- 2008 Courtney Paris, first team
- 2009 Courtney Paris, first team

Fast Break

- 1986 Vickie Green, HM

WBCA Coaches

- 2000 Phylesha Whaley, HM
- 2001 Stacey Dales, first team
- 2002 Stacey Dales, first team
- LaNeisha Caufield, HM
- 2005 Dionnah Jackson, HM
- 2006 Courtney Paris, first team
- 2007 Courtney Paris, first team
- 2008 Courtney Paris, first team
- 2009 Courtney Paris, first team
- 2010 Danielle Robinson, first team
- 2011 Danielle Robinson, HM
- 2014 Aaryn Ellenberg, HM

Real Sports Magazine

- 2001 LaNeisha Caufield, first team
- Stacey Dales, third team

USBWA

- 2000 Phylesha Whaley, first team
- 2001 Stacey Dales, first team
- 2002 Stacey Dales, first team
- 2006 Courtney Paris, first team
- 2007 Courtney Paris, first team
- 2008 Courtney Paris, first team
- 2009 Courtney Paris, first team

Women's Basketball Journal

- 1983 Molly McGuire, second team
- 2000 Phylesha Whaley, first team
- 2001 Stacey Dales, first team
- LaNeisha Caufield, third team
- 2002 Stacey Dales, first team
- LaNeisha Caufield
- 2006 Courtney Paris

Wooden All-American

- 2006 Courtney Paris
- 2007 Courtney Paris
- 2008 Courtney Paris
- 2009 Courtney Paris

Freshman All-American

- 1984 Mandy Miller, second team
- 1999 LaNeisha Caufield, first team

» NATIONAL AWARDS

All-America Coach

- 1986 Maura McHugh

AP Coach of the Year

- 2000 Sherri Coale, runner-up

AP Player of the Year

- 2007 Courtney Paris

Honda Sports Award

- 2009 Courtney Paris

Wooden Cup

- 2005 Dionnah Jackson, finalist
- 2016 Maddie Manning, semifinalist

U.N. NGO Positive Peace

- 2011 Sherri Coale and Jan Ross

World Neighbors Dignity Award

- 2012 Sherri Coale and Jan Ross

Naismith Coach of the Year

- 2001 Sherri Coale
- 2002 Sherri Coale

Naismith Player of the Year

- 2002 LaNeisha Caufield, finalist
- Stacey Dales, finalist
- 2006 Courtney Paris, finalist
- 2007 Courtney Paris, finalist
- 2008 Courtney Paris, finalist
- 2009 Courtney Paris, finalist

Nancy Lieberman Award

- 2009 Danielle Robinson, finalist
- 2010 Danielle Robinson, finalist
- 2011 Danielle Robinson, finalist

NCAA Oklahoma Woman of the Year

- 1997 Jenny Bramer
- 2000 Phylesha Whaley
- 2002 Stacey Dales

NCAA Woman of the Year

- 2000 Phylesha Whaley, finalist

USBWA Freshman of the Year

- 2006 Courtney Paris

Wade Trophy

- 1983 Molly McGuire, finalist
- 2006 Courtney Paris, finalist
- 2007 Courtney Paris, finalist
- 2008 Courtney Paris, finalist
- 2009 Courtney Paris, finalist
- 2010 Danielle Robinson, finalist

WBCA Administrator of the Year

- 2002 Marita Hynes, Associate AD/SWA

WBCA All-Star Challenge

- 2002 LaNeisha Caufield
- Stacey Dales
- 2005 Dionnah Jackson

WBCA All-State Good Works

- 2013 Whitney Hand

WBCA/ESPN 3-Point Contest

- 2002 Rosalind Ross

WBCA Coach of the Year

- 2006 Sherri Coale

WBCA Carol Eckman Award

- 2013 Jan Ross

WBCA Robin Roberts Communicator Scholarship

- 2002 Stacey Dales

WBNS All-Freshman Team

- 2006 Courtney Paris

WBNS All-Defensive Team

- 2001 LaNeisha Caufield
- 2002 LaNeisha Caufield

WBNS Freshman of the Year

- 2006 Courtney Paris

WBNS Most Underrated

- 2006 Leah Rush

Women's Basketball Hall of Fame

- 2016 Sherri Coale

Women's Wooden Award

- 2006 Courtney Paris, finalist
- 2007 Courtney Paris, finalist
- 2008 Courtney Paris, finalist
- 2009 Courtney Paris, finalist

WBCA Player of the Month

- 2006 Courtney Paris, December
- Courtney Paris, March
- 2007 Courtney Paris, December
- Courtney Paris, February
- Courtney Paris, March
- 2009 Courtney Paris, December

» REGIONAL HONORS

WBCA District V Team

- 1983 Molly McGuire
- 1985 Jacquetta Hurlay
- 1987 LaTrenda Phillips
- 1988 Jo Mosley
- 2000 Phylesha Whaley
- 2001 Stacey Dales
- 2002 LaNeisha Caufield
- Stacey Dales
- 2005 Dionnah Jackson
- 2006 Courtney Paris
- 2007 Courtney Paris
- 2008 Courtney Paris
- 2009 Courtney Paris
- 2010 Danielle Robinson
- 2011 Danielle Robinson
- 2014 Aaryn Ellenberg

WBCA District V Coach of the Year

- 1986 Maura McHugh
- 2000 Sherri Coale
- 2001 Sherri Coale
- 2006 Sherri Coale
- 2009 Sherri Coale

INDIVIDUAL HONORS



» CONFERENCE HONORS

First Team

Big 12 Conference

- 1998 Phylesha Whaley, So.
- 1999 Phylesha Whaley, Jr.
- 2000 Phylesha Whaley, Sr.
- 2001 Stacey Dales, Jr.
- 2002 Stacey Dales, Sr.
- 2005 Dionnah Jackson, Sr.
- 2006 Courtney Paris, Fr.
- 2007 Courtney Paris, So.
- 2008 Courtney Paris, Jr.
- 2009 Ashley Paris, Sr.
- Courtney Paris, Sr.
- Danielle Robinson, So.
- 2010 Danielle Robinson, Jr.
- Amanda Thompson, Sr.
- Danielle Robinson, Sr.
- 2011 Aaryn Ellenberg, So.
- Whitney Hand, Jr.
- 2012 Aaryn Ellenberg, Jr.
- Aaryn Ellenberg, Jr.
- 2014 Aaryn Ellenberg, Sr.
- 2015 Peyton Little, So.
- 2018 Vionise Pierre-Louis, Sr.
- 2021 Madi Williams, Jr.

Big Eight Conference

- 1983 Molly McGuire, Sr.
- 1985 Jacquetta Hurley, Jr.
- Vickie Green, Jr.
- LaTrenda Phillips, So.
- 1986 Jacquetta Hurley, Sr.
- LaTrenda Phillips, Jr.
- 1987 LaTrenda Phillips, Sr.
- 1989 Jo Mosley, Sr.
- 1990 Tami Rogers, Sr.
- 1996 Pam Pennon, Sr.

Second Team

Big 12 Conference

- 2000 LaNeisha Caufield, So.
- Stacey Dales, So.
- 2001 Caton Hill, So.
- LaNeisha Caufield, Jr.
- 2002 LaNeisha Caufield, Sr.
- 2003 Dionnah Jackson, So.
- Chelsi Welch, Fr.
- 2004 Dionnah Jackson, Jr.
- Maria Villarroel, Sr.
- 2006 Leah Rush, Jr.
- 2010 Nyeshia Stevenson, Sr.
- 2013 Joanna McFarland, Sr.
- 2014 Morgan Hook, Sr.
- 2015 Gioya Carter, So.
- Kaylon Williams, Jr.
- 2016 Kaylon Williams, Sr.
- 2017 Peyton Little, Sr.
- Vionise Pierre-Louis, Sr.
- 2018 Gabbi Ortiz, Sr.
- 2019 Ana Llanusa, So.
- 2021 Taylor Robertson, Jr.

Big Eight Conference

- 1984 Lynn McCurdy, Sr.
- 1986 Vickie Green, Sr.
- 1988 Jo Mosley, Jr.
- 1989 Erika Notzke, Sr.
- 1991 Carin Stites, Jr.
- 1992 Carin Stites, Sr.
- 1994 Angi Guffy, Jr.
- Etta Maytubby, So.
- 1995 Pam Pennon, Jr.
- Mandy Wade, Sr.



» Phylesha Whaley was OU's first three-time Big 12 First Team selection, earning the honors from 1998-00.

Third Team

Big 12 Conference

- 2002 Caton Hill, Jr.
- Rosalind Ross, Sr.

Honorable Mention

Big 12 Conference

- 1997 Phylesha Whaley, Fr.
- 1999 LaNeisha Caufield, Sr.
- Stacey Dales, Sr.
- Caton Hill, Sr.
- 2004 Britney Brown, Jr.
- 2006 Erin Higgins, Jr.
- Chelsi Welch, Jr.
- 2007 Erin Higgins, Sr.
- Leah Rush, Sr.
- Chelsi Welch, Sr.
- 2008 Ashley Paris, Jr.
- Danielle Robinson, Fr.
- Whitney Hand, Fr.
- 2009 Aaryn Ellenberg, Fr.
- 2011 Nicole Griffin, Jr.
- 2013 Morgan Hook, Jr.
- Sharane Campbell, Jr.
- Nicole Griffin, Sr.
- 2015 Sharane Campbell-Olds, Sr.
- 2016 Peyton Little, Jr.
- 2017 Maddie Manning, Sr.
- Gabbi Ortiz, Jr.
- 2018 Ana Llanusa, Fr.
- Maddie Manning, Gr.
- Shaina Pellington, Fr.
- 2020 Taylor Robertson, So.

Big Eight Conference

- 1983 Lynn McCurdy, Jr.
- 1985 Lisa Allison, So.
- 1986 Lisa Allison, Jr.
- Viki Streets, Sr.
- 1988 Margaret McKeon, So.
- 1992 Angi Guffy, Fr.
- 1995 Angi Guffy, Sr.
- Etta Maytubby, Jr.
- 1996 LaNae Jones, Sr.

Player of the Year

Big 12 Conference

- 2000 Phylesha Whaley, Sr.
- 2001 Stacey Dales, Jr.
- 2002 Stacey Dales, Sr.
- 2007 Courtney Paris, So.
- 2008 Courtney Paris, Jr.
- 2009 Courtney Paris, Sr.

Big Eight Conference

- 1983 Molly McGuire, 1983

Newcomer of the Year

- 1996 Yolanda Anderson, Jr.
- 2013 Portia Durrett, Jr.*
- 2015 Peyton Little, So.

* Co-newcomer of the year

Coach of the Year

Big 12 Conference

- 2000 Sherri Coale
- 2001 Sherri Coale
- 2006 Sherri Coale
- 2009 Sherri Coale

Sportsperson of the Year

- 2009 Ashley Paris

Defensive Player of the Year

- 2006 co-Courtney Paris, Fr.
- 2007 Courtney Paris, So.
- 2008 Courtney Paris, Jr.

All-Defensive Team

- 2006 Courtney Paris, Fr.
- 2007 Courtney Paris, So.
- 2008 Courtney Paris, Jr.
- Danielle Robinson, Fr.
- 2009 Courtney Paris, Sr.
- Danielle Robinson, So.
- 2010 Danielle Robinson, Jr.
- 2011 Aaryn Ellenberg, Fr.
- 2014 Sharane Campbell, Jr.

Freshman of the Year

- 1999 LaNeisha Caufield
- 2003 Chelsi Welch
- 2006 Courtney Paris
- 2008 Danielle Robinson
- 2009 Whitney Hand
- 2015 Gabbi Ortiz
- 2018 Shaina Pellington



INDIVIDUAL HONORS



» A four-time All-Big 12 selection, Danielle Robinson was named to the 2010 Final Four All-Tournament Team.

All-Freshman Team

- 2006 Courtney Paris
- 2007 Amanda Thompson
- 2008 Danielle Robinson
- 2009 Whitney Hand
- 2011 Aaryn Ellenberg
- 2012 Sharane Campbell
- 2015 Gabbi Ortiz
- 2017 Chelsea Dungee
- 2018 Ana Lianusa
- Shaina Pellington
- Taylor Robertson
- 2020 Gabby Gregory
- 2021 Nevaeh Tot

Sixth Woman of the Year

- 2009 Nyeshia Stevenson
- 2012 Sharane Campbell
- 2016 Vionise Pierre-Louis

All-Tournament Team

- 2001 Stacey Dales
- Rosalind Ross
- 2002 Stacey Dales, MVP
- Dionnah Jackson
- Dionnah Jackson, MVP
- Caton Hill
- Maria Villarroel
- 2006 Courtney Paris, MVP
- Erin Higgins
- 2007 Courtney Paris, MVP
- Jenna Plumley
- Leah Rush
- 2009 Courtney Paris
- 2010 Danielle Robinson
- Amanda Thompson
- Danielle Robinson
- 2011 Danielle Robinson
- 2012 Whitney Hand

Big Eight Conference

- 1978 Joyce Parker
- 1980 Molly McGuire
- 1981 Erin Schreiber, second team
- 1982 Molly McGuire
- Ladanah Sanders
- 1985 Jacquetta Hurlay
- 1986 Vickie Green
- 1990 Angie Alexander
- 1992 Angi Guffy
- 1993 Angi Guffy
- 1995 Mandy Wade

» NATIONAL TEAMS

Olympic Games

- 2000 Stacey Dales (Canada)

Junior World University Games

- 2001 Sherri Coale (asst. coach/bronze)

Senior National Team

- 2007 Courtney Paris
- 2008 Courtney Paris

Junior National Team

- 1992 Etta Maytubby
- 2004 Courtney Paris (gold)

Junior National Team Trials

- 2004 Courtney Paris
- Ashley Paris

Pan American Games

- 1999 Stacey Dales (Canada)

R. Williams Jones Cup Trial

- 2000 LaNeisha Caufield

U.S. Olympic Festival

- 1989 Kelli Epps

FIBA U19 World Cup

- 2005 Courtney Paris (gold)
- 2015 Gabbi Ortiz (gold)
- 2017 Shaina Pellington (bronze)

USA U19 World Cup Trials

- 2007 Danielle Robinson
- 2011 Aaryn Ellenberg

FIBA U20 World Cup

- 2006 Courtney Paris (gold)

USA U20 World Cup Trials

- 2006 Ashley Paris
- Courtney Paris
- Amanda Thompson

FIBA U21 World Cup

- 2007 Courtney Paris

USA U21 World Cup Trials

- 2007 Ashley Paris
- Courtney Paris

World University Games

- 2001 Caton Hill
- 2003 Chelsi Welch
- 2009 Danielle Robinson
- 2013 Aaryn Ellenberg
- Sherri Coale (head coach)

World University Games Trials

- 1999 LaNeisha Caufield
- 2001 LaNeisha Caufield
- Caton Hill
- 2005 Leah Rush
- 2009 Danielle Robinson
- Whitney Hand
- 2013 Aaryn Ellenberg

» ALL-TOURNAMENT TEAMS

Final Four All-Tournament Teams

- 2002 Stacey Dales
- 2010 Danielle Robinson

NCAA Regional All-Tournament Teams

- 2002 Stacey Dales, MVP
- LaNeisha Caufield
- Caton Hill
- 2006 Courtney Paris
- 2007 Courtney Paris
- 2009 Courtney Paris, MOP
- Whitney Hand
- Danielle Robinson
- Nyeshia Stevenson, MOP
- 2010 Danielle Robinson
- Amanda Thompson
- Danielle Robinson
- 2011 Danielle Robinson

WNIT All-Tournament Teams

- 1984 Etta Maytubby

INDIVIDUAL HONORS



» ACADEMIC HONORS

CosIDA Academic Team Member of the Year

2002 Stacey Dales

CosIDA Academic All-American

1986 Lisa Allison, HM
 1990 Tami Rogers, HM
 2001 Stacey Dales, Second Team
 2002 Stacey Dales, First Team
 2003 Theresa Jantzen, First Team
 2004 Caton Hill, Third Team
 2011 Danielle Robinson, Second Team

CosIDA Academic All-District

1986 Lisa Allison
 1990 Tami Rogers
 2001 Stacey Dales
 2002 Stacey Dales
 Caton Hill
 2004 Caton Hill
 2006 Erin Higgins, First Team
 Leah Rush, Second Team
 Chelsi Welch, Second Team
 2008 Ashley Paris, First Team
 2009 Danielle Robinson, First Team
 2011 Danielle Robinson, First Team
 Joanna McFarland, Second Team
 2012 Whitney Hand, First Team
 2013 Whitney Hand, First Team
 2018 Gabbi Ortiz, Second Team

CosIDA Academic All-America Hall of Fame

2020 Stacey Dales

Academic All-Conference

Big 12 Conference

1997 Jenny Bramer First Team
 Shonika Breedlove First Team
 Shontell Brown First Team
 Suzanne Kern HM
 Roxanne Long First Team
 Phylesha Whaley First Team
 Michelle Workman First Team
 1998 Shonika Breedlove First Team
 Sunny Hardeman First Team
 Roxanne Long First Team
 Desiree Taylor First Team
 Kelley Workman First Team
 Michelle Workman HM
 1999 LaNeisha Caufield First Team
 Jennifer Cunningham First Team
 Stacey Dales First Team
 Sunny Hardeman HM
 Desiree Taylor First Team
 Michelle Workman First Team
 2000 Jennifer Cunningham First Team
 Stacey Dales First Team
 Shannon Selmon First Team
 Desiree Taylor First Team
 Phylesha Whaley First Team
 2001 Jennifer Cunningham First Team
 Stacey Dales First Team
 Caton Hill First Team

Shannon Selmon First Team
 Desiree Taylor First Team
 2002 Jen Cunningham First Team
 Stacey Dales First Team
 Caton Hill First Team
 Stephanie Luce First Team
 Kate Scott First Team
 Stephanie Simon First Team
 Jamie Talbert First Team
 2003 Stephanie Luce First Team
 T. Schuknetct First Team
 Kate Scott First Team
 Lauren Shoush First Team
 Stephanie Simon First Team
 2004 Laura Andrews Second Team
 Erin Higgins Second Team
 Caton Hill First Team
 Lauren Shoush First Team
 A. Wadsworth First Team
 2005 Laura Andrews First Team
 Erin Higgins Second Team
 Becky Preston First Team
 Leah Rush Second Team
 Krista Sanchez Second Team
 Lauren Shoush First Team
 A. Wadsworth First Team
 Chelsi Welch First Team
 2006 Laura Andrews Second Team
 Erin Higgins First Team
 Kendra Moore Second Team
 Becky Preston First Team
 Leah Rush Second Team
 Krista Sanchez First Team
 Chelsi Welch First Team
 2007 Erin Higgins First Team
 Leah Rush First Team
 Ashley Paris First Team
 Chelsi Welch First Team
 Kendra Moore Second Team
 2008 Ashley Paris First Team
 Courtney Paris Second Team
 2009 Rose Hammond First Team
 Ashley Paris First Team
 Courtney Paris Second Team
 Danielle Robinson First Team
 Amanda Thompson First Team
 Carolyn Winchester First Team
 2010 Jasmine Hartman Second Team
 Whitney Hand Second Team
 Danielle Robinson First Team
 Lauren Willis Second Team
 2011 Whitney Hand First Team
 Jasmine Hartman First Team
 Joanna McFarland First Team
 Danielle Robinson First Team
 Carlee Roethlisberger Second Team
 Lauren Willis First Team
 2012 Whitney Hand First Team
 Joanna McFarland First Team
 2013 Sharane Campbell First Team
 Nicole Griffin First Team
 Whitney Hand First Team
 Jasmine Hartman First Team
 Joanna McFarland First Team
 Nicole Griffin First Team
 2014 Morgan Hook First Team
 Nicole Kornet First Team

2015 Sharane Campbell First Team
 Tona Edwards Second Team
 Nicole Kornet First Team
 Peyton Little Second Team
 Maddie Manning First Team
 Whitney Ritchie Second Team
 Derica Wyatt First Team
 2016 Tona Edwards First Team
 Shaya Kellogg First Team
 Peyton Little Second Team
 Maddie Manning First Team
 Gabbi Ortiz First Team
 Vionise Pierre-Louis First Team
 McKenna Treece First Team
 LaNesia Williams First Team
 Derica Wyatt First Team
 2017 Shaya Kellogg First Team
 Peyton Little Second Team
 Maddie Manning First Team
 Gabbi Ortiz First Team
 Vionise Pierre-Louis First Team
 LaNesia Williams First Team
 McKenna Treece Second Team
 2018 Maddie Manning First Team
 ljeoma Odimgbe Second Team
 Gabbi Ortiz First Team
 Gileysa Penzo Second Team
 Vionise Pierre-Louis First Team
 McKenna Treece Second Team
 LaNesia Williams First Team
 2019 Mandy Simpson First Team
 Gileysa Penzo Second Team
 2020 Mandy Simpson First Team
 Jessi Murcer First Team
 Tatum Veitenheimer First Team
 Nydia Lampkin Second Team
 2021 Gabby Gregory First Team
 Taylor Robertson First Team
 Mandy Simpson First Team
 Tatum Veitenheimer First Team
 Liz Scott Second Team

Big Eight Conference

1985 Lisa Allison
 1986 Lisa Allison
 1987 Lisa Allison
 1988 Lee Brock
 1989 Tami Rogers
 1990 Tami Rogers
 1992 Amanda Hopkins
 1993 Angi Guffy
 1994 Sheri Black
 Angi Guffy
 1995 Sheri Black
 Angi Guffy
 LaNae Jones
 Sharee Mitchum
 1996 Roxanne Long



SOONERS IN THE WNBA



Here's your shot. If you want to make a name for yourself as an elite player, you come to the University of Oklahoma. The Sooners have littered the draft board in recent seasons, no more evident than in 2010 when the entire senior class was selected by teams.



Want a chance? Oklahoma players are respected by the league's coaches. When it comes time to pick the final members of their teams, they choose players with leadership and character on and off the court.

First-Round Draft Picks

Oklahoma is second among Big 12 Conference teams with six first-round WNBA picks. The latest of those was Danielle Robinson, who was selected sixth overall in 2011 by the San Antonio Stars. OU has had six players — Stacey Dales, Rosalind Ross, LaNeisha Caufield, Dionnah Jackson, Courtney Paris and Robinson — taken in the first round of the draft since the league's inception.

14 WNBA Draft Picks

A total of 14 Sooners — Caufield, Dales, Whitney Hand, Jackson, Abi Olajuwon, Ashley Paris, Courtney Paris, Robinson, Ross, Leah Rush, Nyeshia Stevenson, Amanda Thompson, Maria Villarroel and Phylesha Whaley — have been drafted into the league.

» OKLAHOMA'S WNBA DRAFT HISTORY

Year	Name	Pos.	Team	Round	Pick
2000	Phylesha Whaley	F	Minnesota	3rd	38th
2002	Stacey Dales	G	Washington	1st	3rd
2002	LaNeisha Caufield	G	Utah	1st	13th
2002	Rosalind Ross	G	Los Angeles	1st	16th
2005	Dionnah Jackson	G	Detroit	1st	13th
2005	Maria Villarroel	F	Phoenix	3rd	27th
2007	Leah Rush	F	Phoenix	3rd	28th
2009	Courtney Paris	C	Sacramento	1st	7th
2009	Ashley Paris	F	Los Angeles	2nd	22nd
2010	Amanda Thompson	F	Tulsa	2nd	16th
2010	Abi Olajuwon	C	Chicago	3rd	28th
2010	Nyeshia Stevenson	F	Phoenix	3rd	36th
2011	Danielle Robinson	G	San Antonio	1st	6th
2013	Whitney Hand	G	San Antonio	3rd	32nd



21

STACEY DALES
JERSEY HONORED NOV. 21, 2014

- ▶ Played in 1998-99, 1999-00, 2000-01 and 2001-02 seasons
- ▶ Two-time AP All-American
- ▶ Two-time Big 12 Player of the Year
- ▶ Two-time All-Big 12 First Team selection (2001 and 2002)
- ▶ Two-time CoSIDA Academic All-American
- ▶ Guided Oklahoma to the Big 12 regular season titles in 2000, 2001 and 2002
- ▶ Led the Sooners to their first Final Four appearance in 2002, helping OU advance to the national title game
- ▶ Holds OU career record for assists (764)
- ▶ Ranks third in school history in double-figure scoring games (104), fourth in games played (133), fifth in steals (250) and seventh in points scored (1,920)
- ▶ Set school record with 248 assists in 2000-01 season
- ▶ Was a member of Canada's 2000 Olympics women's basketball squad
- ▶ Third overall pick by the Washington Mystics in the 2002 WNBA Draft, becoming the highest draft pick in school history

SEASON	G	FG-FGA	PCT	3G-A	PCT	FT-FTA	PCT	REBS	AVG	PTS	AVG
1998-99	29	129-331	.330	24-77	.312	64-97	.660	220	6.9	346	11.9
1999-00	33	153-371	.412	43-122	.352	71-115	.617	168	5.1	420	12.7
2000-01	34	208-439	.476	28-86	.326	97-147	.660	172	5.1	543	16.0
2001-02	36	228-479	.444	41-106	.386	114-145	.786	180	5.0	611	17.0
TOTALS	132	718-1620	.443	136-391	.348	346-504	.687	721	5.5	1920	14.5

3

COURTNEY PARIS
JERSEY HONORED NOV. 10, 2017

- ▶ Played in 2005-06, 2006-07, 2007-08 and 2008-09 seasons
- ▶ First four-time AP All-American in women's college basketball history
- ▶ Three-time Big 12 Player of the Year (2007, 2008, 2009)
- ▶ 2007 AP Player of the Year
- ▶ 2006 Big 12 Freshman of the Year
- ▶ Guided Oklahoma to the Big 12 regular season titles in 2006, 2007 and 2009
- ▶ Led the Sooners to their second Final Four appearance in 2009
- ▶ Holds 20 NCAA and 69 OU records
- ▶ Became the first collegiate player regardless of gender to record 2,500 career points and 2,000 career rebounds
- ▶ Set NCAA record with 112 straight games with a double-double
- ▶ Three-time Big 12 Defensive Player of the Year
- ▶ No. 7 overall pick by the Sacramento Monarchs in the 2009 WNBA Draft

SEASON	G	FG-FGA	PCT	3G-A	PCT	FT-FTA	PCT	REBS	AVG	PTS	AVG
2005-06	36	331-539	.614	0-1	.000	126-262	.481	539	15.0	788	21.9
2006-07	33	318-558	.570	0-4	.000	139-242	.574	526	15.9	775	23.5
2007-08	31	239-426	.561	0-3	.000	100-175	.571	446	15.0	578	18.6
2008-09	37	236-418	.565	0-0	.000	116-201	.577	503	13.6	688	18.6
TOTALS	137	1124-1941	.579	0-8	.000	481-880	.547	2034	14.8	2729	19.9



LETTERWINNERS

A

Terri Adams.....1980
 Angie Alexander.....1989-92
 Lisa Allison.....1984-87
 Jaimie Anderson.....1998-99
 Yolanda Anderson.....1996
 Laura Andrews.....2003-06
 Julie Arrington.....1975-76

B

Robyn Barkett.....1976
 Mollie Barnes.....1975
 Cathy Bassett.....1990-91
 Toni Bayouth.....1976
 Dawn Beachler.....1990
 Ardathe Beers.....1982-84
 Lisa Bittle.....1982
 Sheri Black.....1992-95
 Jana Brady.....1978
 Jenny Bramer.....1997
 Shonika Breedlove.....1997-98
 Emily Britt.....2000-01
 Lee Brock.....1985-88
 Beth Brown.....1989
 Britney Brown.....2004-07
 Shontell Brown.....1997-98

C

Julie Callan.....1986-87
 Sharane Campbell-Olds.....2012-15
 Toni Campbell.....1987-88
 Gioya Carter.....2014-17
 Lindsey Casey.....2002
 LaNeisha Caufield.....1999-2002
 Jelena Cerina.....2011-12
 Dinah Christian.....1978
 Debbie Clark.....1975-76
 Lyndsey Cloman.....2010-11
 Nikki Corcoran.....1993-96
 Karen Coutts.....1979
 Jennifer Cunningham.....1999-2001

D

Stacey Dales.....1998-02
 Barbie Daugherty.....1980
 Lorna Derby-Goodnoh.....1977, 79
 Sandy Douglas-Hetherington.....1981-83
 Marla Duncan.....1990-91
 Chelsea Dungee.....2017
 Tara Dunn.....2013
 Portia Durrett.....2013-14

E

T'ona Edwards.....2014-17
 Toni Eldridge.....1983-84
 Aaryn Ellenberg.....2011-14
 Kelli Epps.....1988-92

F

Janet Fajen.....1978-79
 Jackie Farley.....1975
 Shirley Fisher.....1983-85
 Leslie Flemons.....1994-95
 Cindy Foor.....1976
 Gale Frazier.....1977
 Janet Freeman-Southard.....1979-82
 Cecilia French.....1990-91

G

Janet Gabriel.....1981
 Cathy Gerdes.....1982
 Felisha Gibbs.....2014
 Jamie Graves.....1993-94
 Vickie Green.....1985-86
 Gabby Gregory.....2019-21
 Susan Gregg.....1979
 Nicole Griffin.....2011-14
 Angi Guffy.....1992-95

H

Jennifer Hajek.....1995-97
 Shannon Hallahan.....1990-91
 Rose Hammond.....2007-09
 Whitney Hand.....2009-13
 Kris Hanson.....1989-90
 Sunny Hardeman.....1998-01
 DaShawn Harden.....2012
 Danielle Harper.....1997
 Jasmine Hartman.....2009-11, 13
 Amy Hightower.....1992-94
 Erin Higgins.....2003-07
 Caton Hill.....2000-04
 Kelly Hill.....1984-85
 Kari Holder.....1982-83
 Morgan Hook.....2011-14
 Amanda Hopkins.....1992
 Jacquetta Hurley.....1983-86

I

Kelli Inman.....1996-97
 Dale Ivey.....1987-88

J

Dionnah Jackson.....2002-05
 Sheri Jackson.....1976

Terry James.....1977
 Jacqueline Jeffcoat.....2011-12
 Cara Jenkins-Gresham.....1991
 Jana Jobe.....1975
 Barbara Johnson.....1979
 Lori Johnson.....1991
 Kim Jones.....1976
 LaNae Jones.....1993-96

K

Suzanne Kern.....1996
 Olive Kehnemund.....1978
 Shaya Kellogg.....2014-16
 Nicole Kornet.....2013-15
 Zuzana Krumlova.....1998-99

L

Cindy Ladner.....1977
 Cheri LaDue.....1980
 Kelly Lam.....2005
 Nydia Lampkin.....2019-20
 Mary Lane.....1977, 1979
 Mary Larchey.....1975
 Gail Lashley.....1980
 Crystal Lawson.....1993-94
 Pam Lewis.....1977
 Bonnie Little.....1976
 Peyton Little.....2015-17
 Ana Llanusa.....2018-20
 Roxanne Long.....1994, 1996-98
 Stephanie Luce.....2001-03

M

Maddie Manning.....2013-18
 Terry Marcum.....1978
 Rhonda Matzke.....1990-91
 Jamie Mayer.....2000
 Etta Maytubby.....1993-96
 Vickie McCann.....1978
 Lynn McCurdy.....1981-84
 Joanna McFarland.....2010-13
 Molly McGuire.....1980-83
 Margaret McKeon.....1987-88
 Mandy Miller.....1984-85
 Sharee Mitchum.....1992-95
 Mildred Montgomery.....1976
 Marta Moorman.....1978-79
 Kendra Moore.....2004-07
 Karen Morrison.....1980-81
 Kodi Morrison.....2010-11
 Jo Mosley.....1986-89
 Jessi Murcer.....2019-20
 Brenda Mullins.....1977
 Nancy Mulkey.....2017
 Kerri Mulry.....1990

LETTERWINNERS



N

Shelly Neeley1986-89
Erika Notzke.....1986-89

O

Ijeoma Odimgbe.....2016-19
Abi Olajuwon2007-10
Tina Ogden.....1988-89
Jennifer Ogle.....1982-83
Gabbi Ortiz.....2015-18

P

Cay Papagolos1975
Ashley Paris2006-09
Courtney Paris2006-09
Joyce Parker1978-81
Saundra Parker1977
Carla Pearson1980-83
Shaina Pellington2018-19
Pam Pennon.....1995-96
Gileysa Penzo2016-19
Vionise Pierre-Louis.....2015-18
Jamie Phillips1995-97
LaTrenda Phillips1984-87
Cynthia Pickens1984-85
Jenna Plumley2007-08
Dana Posey.....1989-91
Beky Preston2003-06

R

Teresa Ray1978, 1980-81
Morgan Rich.....2017
Melissa Richie.....1992-95
Whitney Richie.....2015
Alice Roach1975
Danielle Robinson.....2008-11
Carlee Roethlisberger2008-11
Taylor Robertson.....2019-21
Tami Rogers1987, 1989-90
Rosalind Ross2001-02
Leah Rush2004-07
Laura Rushing1987-90

S

Krista Sanchez2004-07
Ladanah Sanders1980-83
Lori Schenk.....1996
Erin Schreiber.....1981
Theresa Jantzen2003
Kate Scott.....2001-03
Jadrea Seeley.....2000-01
Shannon Selmon1999-2002
Debbie Sheppard.....1977
Lauren Shoush2002-05



» Jasmine Hartman lettered from 2009-13 and is the program's all-time leader in games played (143).

Stephanie Simon2001-03
Mandy Simpson2018-21
Robin Smith.....1990-91
Susan Smith1977
Miranda Stacy1997-99
Nyeshia Stevenson2007-10
Carin Stites.....1991-92
Jo Stottsberry1976
Viki Streets.....1985-86
Vee Sutton.....1976
Dee Dee Swan1982

T

Jamie Talbert.....2001-02
Desiree Taylor1998-01
Tina Taylor1996-97
Shelly Thomas.....1975
Amanda Thompson.....2007-10
Nevaeh Tot2021
McKenna Treece2015-17
Annette Tucker1978
Bonita Turner.....1981-84

V

Skylar Vann2021
Misty Van Curen.....1993-95
Tatum Veitenheimer.....2019-21
Maria Villarroel.....2003-04
Jenny Vining.....2008

W

Mandy Wade.....1992-95
Antoinette Wadsworth 2003-05
Nola Wainohu.....1999
Casey Walker.....2003-05
Elissa Walker.....1990-92

Shelley Waller1980-83
Lisa Watson1978
Sharon Webster.....1990-91
Chelsi Welch2003-07
Michelle West1986
Phylesha Whaley.....1997-00
Janet Whitehorse.....1976-77
Susan Whitehorse1976-77
LaDawn Whitlock.....1978
Eden Williams2013
Kaylon Williams2012-16
LaNesia Williams.....2015-18
Madi Williams2019-21
Lauren Willis2008-11
Terry Willis.....1984-88
Aspen Williston.....2019
Carolyn Winchester.....2006-09
Kelley Workman1996-99
Michele Workman1996-99
Derica Wyatt.....2014-17

Z

Pam Zachary.....1987-88
Katherine Zander2012



OU IN THE AP POLL

Following is a look at Oklahoma's week-by-week position in the AP poll since it began. Starting in the 2001-02 season, the AP provided a preseason (PS) poll. The organization does not release a post-NCAA Tournament poll.

Year	PS	1	2	3	4	5	6	7	8	9	10	11	12	13	14	15	16	17	18	19	
1984-85	NP	-	-	-	-	-	-	-	-	-	19	19	-	-	-	-	-	-	-	-	
1985-86	NP	-	17	15	14	16	15	13	11	14	14	16	17	16	15	15	19	-	-	-	
1992-93	NP	-	-	-	-	-	-	-	-	-	-	-	-	-	23	-	-	-	-	-	
1994-95	NP	-	-	-	-	-	-	-	-	-	-	-	-	25	24	-	25	25	-	-	
1999-00	NP	-	-	-	-	-	-	-	-	-	-	-	25	23	22	17	18	24	21	18	18
2000-01	NP	14	14	12	19	15	17	20	22	19	17	13	12	10	10	10	8	7	7	7	
2001-02	4	4	3	3	3	3	3	4	3	3	3	4	4	4	4	3	5	4	2		
2002-03	22	23	23	18	15	15	19	19	25	23	22	19	-	-	-	-	-	-	-	-	
2003-04	21	21	19	16	14	13	15	15	15	15	15	20	-	-	24	23	17	19	11		
2004-05	22	22	21	-	-	-	-	-	-	-	-	-	-	-	-	-	-	-	-	-	
2005-06	25	22	20	16	15	17	20	18	16	7	13	11	9	9	9	9	8	7			
2006-07	3	3	3	3	3	3	3	8	8	8	7	6	9	12	14	13	12	11	9		
2007-08	6	9	9	9	9	9	9	9	8	6	11	11	11	10	10	11	10	11	14	14	
2008-09	4	2	4	6	5	6	5	5	4	3	3	2	2	2	2	2	3	4	4		
2009-10	13	20	20	16	16	15	13	14	14	13	13	11	13	12	11	11	11	12	12		
2010-11	10	11	11	11	13	12	15	15	19	15	14	13	13	14	14	16	18	21	21		
2011-12	13	13	12	18	24	-	-	-	-	-	-	-	-	-	-	-	-	-	-	-	
2012-13	12	11	13	12	13	12	18	18	17	16	16	20	21	23	22	-	-	-	-	-	
2013-14	11	11	10	18	17	20	20	25	25	RV	RV	-	RV	RV	RV	RV	RV	-	-	-	
2014-15	RV	RV	RV	-	RV	RV	-	-	-	RV	RV	24	RV	RV	RV	RV	RV	-	-	-	
2015-16	17	17	21	21	17	17	18	17	14	19	19	21	20	21	20	23	24	24			
2016-17	16	16	13	12	19	20	20	24	20	22	20	20	18	19	19	16	19	22	23		
2017-18	22	21	RV	RV	RV	RV	RV	-	-	-	-	-	-	-	RV	RV	-	-	-		
2018-19	-	-	-	-	-	-	-	-	-	-	-	-	-	-	-	-	-	-	-	-	
2019-20	-	-	-	-	-	-	-	-	-	-	-	-	-	-	-	-	-	-	-	-	
2020-21	-	-	-	-	-	-	-	-	-	-	-	-	-	-	-	-	-	-	-	-	

NP - No poll



» The 1999-00 Sooners became the first team of the Coale era to appear in the AP Poll. Oklahoma has appeared in the AP Poll 19 times since the turn of the century.

OU IN THE COACHES POLL



Following is a look at Oklahoma's week-by-week position in the USA Today Coaches poll since it began in the 1984-85 season. Starting in the 2000-01 season, USA Today provided a preseason (PS) poll.

Year	PS	1	2	3	4	5	6	7	8	9	10	11	12	13	14	15	16	17	18	19
1984-85	NP	-	21	20	21	21	22	23	-	-										
1985-86	NP	15	14	13	17	16	13	12	17	13	16	17	16	15	17	18	18			
1999-00	NP	-	-	-	-	-	-	-	-	-	25	22	20	25	22	21	22	13		
2000-01	17	13	18	16	15	17	17	16	15	13	12	11	10	8	8	7	7	10		
2001-02	5	5	4	4	4	4	4	5	3	2	2	4	4	3	3	3	5	4	2	2
2002-03	19	25	22	18	17	16	20	19	22	13	22	18	21	20	-	-	-	-	-	-
2003-04	21	22	20	17	16	15	16	16	16	16	15	21	24	24	22	23	19	20	13	18
2004-05	25	25	23	-	-	-	-	-	-	-	-	-	-	-	-	-	-	-	-	-
2005-06	25	22	23	19	17	15	16	20	16	16	17	14	13	12	9	9	8	8	8	8
2006-07	3	3	3	3	3	3	3	7	7	6	6	6	8	9	11	11	11	11	10	9
2007-08	6	8	11	9	9	9	9	9	8	6	10	11	10	10	10	10	10	11	19	
2008-09	7	4	4	6	6	6	5	5	3	3	2	2	2	2	3	3	4	4		
2009-10	8	16	17	17	16	15	15	15	15	13	13	12	13	12	11	10	12	12	12	
2010-11	9	10	15	11	11	12	114	14	17	14	13	12	11	12	15	15	17	20	15	
2011-12	16	14	14	18	23	-	-	-	-	-	-	-	-	-	-	-	-	-	-	
2012-13	14	11	13	12	12	13	18	17	16	14	14	19	20	19	19	25	-	-	-	23
2013-14	14	13	13	16	15	19	19	24	22	22	RV	RV	RV	RV	RV	RV	-	-	-	RV
2014-15	RV	RV	RV	-	RV	RV	-	-	-	-	RV	RV	RV	RV	RV	RV	RV	-	-	RV
2015-16	18	24	24	22	22	18	17	19	19	19	17	19	20	19	21	21	23	22	23	23
2016-17	16	16	12	12	20	22	21	24	24	25	20	20	22	20	19	16	19	20	21	
2017-18	21	21	21	RV	RV	-	-	-	-	-	-	-	-	-	-	-	-	-	-	-
2018-19	-	-	-	-	-	-	-	-	-	-	-	-	-	-	-	-	-	-	-	-
2019-20	-	-	-	-	-	-	-	-	-	-	-	-	-	-	-	-	-	-	-	-
2020-21	-	-	-	-	-	-	-	-	-	-	-	-	-	-	-	-	-	-	-	-

NP - No poll



» The 2008-09 Sooners reached No. 2 in the USA Today Coaches Poll, matching OU's highest ranking ever.



LLOYD NOBLE CENTER

HOME COURT ADVANTAGE

It's recognized as one of the toughest gyms in college basketball and since Oklahoma women's basketball began playing in the Lloyd Noble Center in 1976, the Sooners have made plenty of memories there. Stacey Dales, Aaryn Ellenberg, Courtney Paris, Danielle Robinson and Phylesha Whaley are just a few that have graced the court and started for the Sooners.

It's where OU set a school record with 26 consecutive home wins during a three-year stretch from 1984-86. The Lloyd Noble Center has been the foundation of the program's significant growth over the last 25 years.

The Sooners are 420-155 all-time at the Lloyd Noble Center with over 1.7 million fans walking through the facility's doors.

OU'S LARGEST VICTORY MARGINS AT LLOYD NOBLE CENTER

Margin	Score	Opponent	Date
+73	121-48	Central Arkansas	12-20-07
+72	121-49	Prairie View A&M	11-29-90
+70	105-35	Prairie View A&M	12-14-91
+66	103-37	Jackson State	12-7-98
+66	118-52	Arkansas Pine-Bluff	12-29-10
+64	89-25	North Carolina Central	1-4-09
+62	117-55	Sacramento State	11-13-11
+60	101-41	Prairie View A&M	12-12-92
+59	104-45	Oklahoma Baptist	11-30-78
+59	91-32	Tulsa	12-11-86
+59	105-46	UMES	12-15-13
+57	93-36	Arkansas State	12-2-07
+52	94-42	Tulsa	12-21-08
+51	99-48	Oral Roberts	2-10-94
+50	87-37	Oklahoma State	1-17-04
+50	100-50	San Diego	1-15-83
+50	110-60	Emporia State	1-4-84
+50	116-66	UTRGV	11-26-10



» LNC YEARLY ATTENDANCE FIGURES

Year	Season Record	LNC Games	LNC Record	LNC Attend.	Attend. Avg.
1975-76	3-14	4	2-2	—	—
1976-77	4-20	8	1-7	—	—
1977-78	20-12	12	9-3	—	—
1978-79	13-16	10	5-5	—	—
1979-80	17-16	11	6-5	—	—
1980-81	21-11	9	9-0	—	—
1981-82	17-14	16	12-4	—	—
1982-83	17-11	16	14-2	—	—
1983-84	22-10	12	10-2	—	—
1984-85	23-7	12	12-0	—	—
1985-86	24-7	10	9-1	—	—
1986-87	18-10	11	8-3	—	—
1987-88	14-13	11	7-4	—	—
1988-89	11-16	10	5-5	—	—
1989-90	7-22	11	3-8	—	—
1990-91	10-18	12	7-5	—	—
1991-92	17-12	16	11-5	—	—
1992-93	12-15	11	6-5	—	—
1993-94	18-12	12	9-3	—	—
1994-95	22-9	11	9-2	—	—
1995-96	12-15	12	7-5	—	—
1996-97	5-22	9	1-8	18,084	842
1997-98	8-19	12	5-7	18,692	815
1998-99	15-14	13	10-3	20,257	1,192
1999-00	25-8	15	13-2	39,880	2,539
2000-01	28-6	12	11-1	40,169	6,530
2001-02	32-4	12	12-0	70,048	4,837
2002-03	19-13	12	8-4	63,560	4,352
2003-04	24-9	13	10-3	73,981	4,815
2004-05	17-13	13	9-4	74,032	5,098
2005-06	31-5	13	12-1	99,233	8,857
2006-07	28-5	12	10-2	125,732	10,979
2007-08	22-9	14	12-2	129,527	9,686
2008-09	32-5	16	15-1	140,564	8,159
2009-10	27-11	12	9-3	97,818	9,213
2010-11	23-12	17	15-2	93,322	6,207
2011-12	21-13	16	11-5	99,742	7,098
2012-13	24-11	17	13-4	102,061	6,123
2013-14	18-5	19	14-5	107,015	4,647
2014-15	21-12	13	12-1	68,636	4,115
2015-16	22-11	14	11-3	66,769	4,769
2016-17	23-10	16	14-2	67,200	4,200
2017-18	16-15	14	10-4	53,550	3,825
2018-19	8-22	14	6-8	50,651	3,617
2019-20	12-18	17	9-8	38,321	2,255
2020-21	12-12	13	7-6	8,807	722
Totals	837-588	559	420-155	1,700,181	3,041



» GRIFFIN FAMILY PERFORMANCE CENTER

Want to train at the nation's premier basketball facility for strength and performance? Oklahoma is the place for you.

NBA star Blake Griffin committed in August 2016 to help financially support the construction of the approximately 18,400-gross-square foot training center. The addition, which was built south of the men's and women's basketball's two existing practice gyms and helps enhance strength training facilities for both men's and women's programs, as well other Sooner student-athletes, is called the Griffin Family Performance Center. The approximate total cost of the project was \$7 million.

"We are grateful for Blake Griffin and his family for the mark they are leaving on the University of Oklahoma and our basketball programs," former OU women's basketball head coach Sherri Coale. "Their generosity will impact OU student-athletes for years to come and give many unparalleled opportunities for success. This training facility will be help our student-athletes reach their full potential and allow our teams to continue to compete at a championship level."

"Being a Sooner is more than just what you do in competition," said Griffin, who was the 2009 consensus national player of the year and the No. 1 overall pick in that year's NBA Draft. "I am thankful to have had the opportunity to play OU basketball, which has a legacy of people that have made it great. College is such a critical time in an athlete's playing career and it's my honor to help give the men's and women's teams the resources and technology that will give them the best opportunity to succeed. I am humbled that OU has chosen to name this facility after me, and I am really excited to see this high-performance training center come to life."

The Griffin Family Performance Center is the first of its kind among the nation's collegiate basketball programs. Some of the many features include basketball training courts, free weights, indoor turf, outdoor turf with sand pit, spaces for plyometric and cardiovascular training, cardio and strength testing, locker rooms, an exam and recovery area, a fueling station, a multi-purpose room and overhead fresh-air doors.





YEAR-BY-YEAR ROSTERS

2020-21

1	Nevaeh Tot	G	5-3	Fr.	McKinney, Texas
3	Mandy Simpson	F	6-1	Sr.	Boise, Id.
12	Gabby Gregory	G	6-0	So.	Tulsa, Okla.
15	Heavenly Greer	F	6-3	Fr.	Phoenix, Ariz.
22	Ana Llanusa	G	6-0	Sr.	Choctaw, Okla.
24	Skylar Vann	G	5-10	Fr.	Edmond, Okla.
25	Madi Williams	G/F	6-0	Jr.	Fort Worth, Texas
30	Taylor Robertson	G	5-7	Jr.	McPherson, Kan.
32	Tatum Veitenheimer	G	5-8	Jr.	Windthorst, Texas
34	Liz Scott	F	6-2	So.	Houston, Texas

2019-20

0	Jessi Murcer	G	5-7	So.	Moore, Okla.
3	Mandy Simpson	F	6-0	Jr.	Boise, Idaho
12	Gabby Gregory	G	6-0	Fr.	Tulsa, Okla.
13	Chloe Bloom	F/C	6-3	RfR.	Sydney, Australia
21	Nydia Lampkin	F	6-3	So.	Palm Bay, Fla.
22	Ana Llanusa	G	6-0	Jr.	Choctaw, Okla.
23	Ashlynn Dunbar	G	6-0	RJr.	Seabrook, Texas
25	Madi Williams	G/F	6-0	So.	Fort Worth, Texas
30	Taylor Robertson	G	5-7	So.	McPherson, Kan.
31	Aspen Williston	C	6-4	So.	Broken Bow, Okla.
32	Tatum Veitenheimer	G	5-8	So.	Windthorst, Texas
34	Liz Scott	F	6-2	Fr.	Tomball, Texas

2018-19

0	Jessi Murcer	G	5-7	Fr.	Moore, Okla.
3	Mandy Simpson	F	6-0	So.	Boise, Idaho
4	Clary Donica	F	6-0	Fr.	Ardmore, Okla.
12	Gileysa Penzo	G	5-9	RSO.	Guaynabo, P.R.
14	Shaina Pellington	G	5-7	So.	Pickering, Ontario
21	Nydia Lampkin	F	6-3	Fr.	Palm Bay, Fla.
22	Ana Llanusa	G	6-0	So.	Choctaw, Okla.
24	Ijeoma Odimgbe	F	6-4	Sr.	Savannah, Ga.
25	Madi Williams	G/F	6-0	Fr.	Fort Worth, Texas
30	Taylor Robertson	G	5-7	Fr.	McPherson, Kan.
31	Aspen Williston	C	6-4	Fr.	Broken Bow, Okla.
32	Tatum Veitenheimer	G	5-8	Fr.	Windthorst, Texas

2017-18

0	Vionise Pierre-Louis	C	6-4	Sr.	Lake Worth, Fla.
1	LaNesia Williams	G	5-7	Sr.	Oklahoma City, Okla.
3	Mandy Simpson	F	6-1	Fr.	Boise, Idaho
11	Morgan Rich	G	5-10	RSO.	Scottsville, Ky.
12	Gileysa Penzo	G	5-9	RJr.	Guaynabo, P.R.
14	Shaina Pellington	G	5-7	Fr.	Pickering, Ontario
21	Gabbi Ortiz	G	5-9	Sr.	Racine, Wis.
22	Ana Llanusa	G	6-0	Fr.	Choctaw, Okla.
23	Maddie Manning	G	6-2	Gr.	Ankeny, Iowa
24	Ijeoma Odimgbe	F	6-4	Jr.	Savannah, Ga.
30	McKenna Treece	C	6-4	Sr.	St. Peters, Mo.

2016-17

0	Vionise Pierre-Louis	C	6-4	Jr.	Lake Worth, Fla.
1	LaNesia Williams	G	5-7	Jr.	Oklahoma City, Okla.
2	T'ona Edwards	G	5-5	Sr.	Spencer, Okla.
3	Derica Wyatt	G	5-10	Sr.	Brentwood, Tenn.
10	Peyton Little	G	5-11	RSr.	Abilene, Texas
11	Morgan Rich	G	5-10	RfR.	Scottsville, Ky.
12	Gileysa Penzo	G	5-9	RSO.	Guaynabo, P.R.
21	Gabbi Ortiz	G	5-9	Jr.	Racine, Wis.
22	Shaya Kellogg	F	6-2	Sr.	Ames, Iowa
23	Maddie Manning	G	6-2	RSr.	Ankeny, Iowa
24	Ijeoma Odimgbe	F	6-4	So.	Savannah, Ga.
25	Gioya Carter	G	5-9	Sr.	Midwest City, Okla.
30	McKenna Treece	C	6-4	Jr.	St. Peters, Mo.
32	Nancy Mulkey	C	6-9	Fr.	Cypress, Texas
33	Chelsea Dungee	G	5-11	Fr.	Sapulpa, Okla.

2015-16

0	Vionise Pierre-Louis	C	6-4	So.	Lake Worth, Fla.
1	Morgan Rich	G	5-10	Fr.	Scottsville, Ky.
2	T'ona Edwards	G	5-5	Jr.	Spencer, Okla.
10	Peyton Little	G	5-11	RJr.	Abilene, Texas
11	Derica Wyatt	G	5-10	Jr.	Brentwood, Tenn.
12	Gileysa Penzo	G	5-9	RfR.	Guaynabo, P.R.
21	Gabbi Ortiz	G	5-9	So.	Racine, Wis.
22	Shaya Kellogg	F	6-2	Jr.	Ames, Iowa
23	Maddie Manning	G	6-2	RJr.	Ankeny, Iowa
24	Ijeoma Odimgbe	F	6-4	Fr.	Savannah, Ga.
25	Gioya Carter	G	5-9	Jr.	Midwest City, Okla.
30	McKenna Treece	C	6-4	So.	St. Peters, Mo.
32	LaNesia Williams	G	5-7	So.	Oklahoma City, Okla.
42	Kaylon Williams	F	6-3	RSr.	Midwest City, Okla.

2014-15

0	Vionise Pierre-Louis	C	6-4	Fr.	Lake Worth, Fla.
1	Nicole Kornet	G	6-1	Jr.	Lantana, Texas
2	T'ona Edwards	G	5-5	So.	Spencer, Okla.
10	Peyton Little	G	5-11	RSO.	Abilene, Texas
11	Derica Wyatt	G	5-10	So.	Brentwood, Tenn.
12	Gileysa Penzo	G	5-9	Fr.	Guaynabo, P.R.
13	Whitney Ritchie	G	5-8	Sr.	Oklahoma City, Okla.
21	Gabbi Ortiz	G	5-9	Fr.	Racine, Wis.
22	Shaya Kellogg	F	6-2	So.	Ames, Iowa
23	Maddie Manning	G	6-2	RSO.	Ankeny, Iowa
24	Sharane Campbell-Olds	G	5-10	Sr.	Spencer, Okla.
25	Gioya Carter	G	5-9	So.	Midwest City, Okla.
30	McKenna Treece	C	6-4	Fr.	St. Peters, Mo.
32	LaNesia Williams	G	5-7	Fr.	Oklahoma City, Okla.
42	Kaylon Williams	F	6-3	RJr.	Midwest City, Okla.

2013-14

1	Nicole Kornet	G	6-1	So.	Lantana, Texas
2	T'ona Edwards	G	5-5	Fr.	Spencer, Okla.
3	Aaryn Ellenberg	G	5-7	Sr.	Las Vegas, Nev.
4	Nicole Griffin	C	6-6	Sr.	Milwaukee, Wis.
10	Morgan Hook	G	5-10	Sr.	Lowell, Ark.
11	Derica Wyatt	G	5-10	Fr.	Brentwood, Tenn.
22	Shaya Kellogg	F	6-2	Fr.	Ames, Iowa
23	Maddie Manning	G	6-2	RfR.	Ankeny, Iowa
24	Sharane Campbell	G	5-10	Jr.	Spencer, Okla.
25	Gioya Carter	G	5-9	Fr.	Midwest City, Okla.
30	Peyton Little	G	5-11	So.	Abilene, Texas
31	Portia Durrett	F	6-1	Sr.	Louisville, Ky.
42	Kaylon Williams	F	6-3	RSO.	Midwest City, Okla.
43	Felisha Gibbs	F	6-2	Fr.	Parkin, Ark.



» Joanna McFarland averaged 10.5 rebounds per game during the 2012-13 season, which ranks sixth in OU single-season history.

YEAR-BY-YEAR ROSTERS



2012-13

1	Nicole Kornet	G	6-1	Fr.	Lantana, Texas
3	Aaryn Ellenberg	G	5-7	Jr.	Las Vegas, Nev.
4	Nicole Griffin	C	6-6	Jr.	Milwaukee, Wis.
10	Morgan Hook	G	5-10	Jr.	Lowell, Ark.
23	Maddie Manning	G	6-2	Fr.	Ankeny, Iowa
24	Sharane Campbell	G	5-10	So.	Spencer, Okla.
25	Whitney Hand	G	6-1	RSr.	Fort Worth, Texas
31	Portia Durrett	F	6-1	Jr.	Louisville, Ky.
33	Eden Williams	G	5-3	RSo.	Amarillo, Texas
42	Kaylon Williams	F	6-3	So.	Midwest City, Okla.
43	Tara Dunn	F	6-2	RFr.	Poth, Texas
44	Lyndsey Cloman	C	6-3	RJr.	San Antonio, Texas
45	Jasmine Hartman	G	5-10	RSr.	Houston, Texas
53	Joanna McFarland	F/C	6-3	Sr.	Derby, Kan.

2011-12

3	Aaryn Ellenberg	G	5-7	So.	Las Vegas, Nev.
4	Nicole Griffin	C	6-6	So.	Milwaukee, Wis.
10	Morgan Hook	G	5-10	So.	Lowell, Ark.
12	Jelena Cerina	C	6-5	Sr.	Vrsac, Serbia
20	Katherine Zander	F	6-4	Fr.	Orange Park, Fla.
22	DaShawn Harden	G	5-9	Fr.	Olathe, Kan.
24	Sharane Campbell	G	5-10	Fr.	Spencer, Okla.
25	Whitney Hand	G	6-1	RJr.	Fort Worth, Texas
34	Jacqueline Jeffcoat	F	6-2	So.	Plano, Texas
42	Kaylon Williams	F	6-3	Fr.	Midwest City, Okla.
44	Lyndsey Cloman	F/C	6-3	Jr.	San Antonio, Texas
45	Jasmine Hartman	G	5-10	Sr.	Houston, Texas
53	Joanna McFarland	F/C	6-3	Jr.	Derby, Kan.

2010-11

3	Aaryn Ellenberg	G	5-7	Fr.	Las Vegas, Nev.
4	Nicole Griffin	C	6-6	Fr.	Milwaukee, Wis.
10	Carlee Roethlisberger	F	6-1	Sr.	Findlay, Ohio
12	Jelena Cerina	C	6-5	Jr.	Vrsac, Serbia
13	Danielle Robinson	G	5-9	Sr.	San Jose, Calif.
14	Lauren Willis	G	5-11	Sr.	Overland Park, Kan.
22	Morgan Hook	G	5-10	Fr.	Lowell, Ark.
25	Whitney Hand	G	6-1	RSo.	Fort Worth, Texas
31	Kodi Morrison	G	5-8	So.	Seminole, Okla.
34	Jacqueline Jeffcoat	F/C	6-2	Fr.	Plano, Texas
44	Lyndsey Cloman	F/C	6-3	So.	San Antonio, Texas
45	Jasmine Hartman	G	5-10	Jr.	Houston, Texas
53	Joanna McFarland	F/C	6-3	So.	Derby, Kan.

2009-10

1	Nyeshia Stevenson	F	5-9	Sr.	Little Rock, Ark.
10	Carlee Roethlisberger	F	6-1	Jr.	Findlay, Ohio
13	Danielle Robinson	G	5-9	Jr.	San Jose, Calif.
14	Lauren Willis	G	5-11	Jr.	Overland Park, Kan.
21	Amanda Thompson	F	6-0	Sr.	Chicago, Ill.
25	Whitney Hand	G	6-1	So.	Fort Worth, Texas
31	Kodi Morrison	G	5-8	Fr.	Varnum, Okla.
34	Abi Olajuwon	C	6-4	Sr.	Los Angeles, Calif.
44	Lyndsey Cloman	C	6-2	Fr.	San Antonio, Texas
45	Jasmine Hartman	G	5-11	So.	Houston, Texas
53	Joanna McFarland	F/C	6-3	Fr.	Derby, Kan.

2008-09

1	Nyeshia Stevenson	F	5-9	Jr.	Little Rock, Ark.
3	Courtney Paris	C	6-4	Sr.	Piedmont, Calif.
4	Abi Olajuwon	C	6-4	Jr.	Los Angeles, Calif.
5	Ashley Paris	F	6-3	Sr.	Piedmont, Calif.
10	Carlee Roethlisberger	F	6-1	So.	Findlay, Ohio
13	Danielle Robinson	G	5-9	So.	San Jose, Calif.
14	Lauren Willis	G	5-11	So.	Overland Park, Kan.
15	Carolyn Winchester	F/C	5-11	Sr.	Washington, Okla.
21	Amanda Thompson	F	6-0	Jr.	Chicago, Ill.
25	Whitney Hand	G	6-1	Fr.	Fort Worth, Texas
31	Rose Hammond	G	5-9	Jr.	Depew, Okla.
45	Jasmine Hartman	G	5-11	Fr.	Houston, Texas
53	Jenny Vining	G	5-9	So.	Marshall, Ark.

2007-08

1	Nyeshia Stevenson	F	5-9	So.	Little Rock, Ark.
2	Jenny Vining	G	5-9	Fr.	Marshall, Ark.
3	Courtney Paris	C	6-4	Jr.	Piedmont, Calif.
4	Abi Olajuwon	C	6-4	So.	Los Angeles, Calif.
5	Ashley Paris	F/C	6-3	Jr.	Piedmont, Calif.
10	Carlee Roethlisberger	F	6-1	Fr.	Findlay, Ohio
11	Jenna Plumley	G	5-4	So.	Red Rock, Okla.
13	Danielle Robinson	G	5-9	Fr.	San Jose, Calif.
14	Lauren Willis	G	5-11	Fr.	Overland Park, Kan.
15	Carolyn Winchester	F/C	5-11	Jr.	Washington, Okla.
21	Amanda Thompson	F	6-0	So.	Chicago, Ill.
31	Rose Hammond	G	5-9	So.	Depew, Okla.

2006-07

1	Nyeshia Stevenson	F	5-9	Fr.	Little Rock, Ark.
3	Courtney Paris	C	6-4	So.	Piedmont, Calif.
4	Abi Olajuwon	C	6-3	Fr.	Los Angeles, Calif.
5	Ashley Paris	F	6-3	So.	Piedmont, Calif.
11	Jenna Plumley	PG	5-4	Fr.	Red Rock, Okla.
15	Carolyn Winchester	F	5-11	So.	Washington, Okla.
20	Kendra Moore	PG	5-5	Sr.	Ardmore, Okla.
21	Amanda Thompson	F	6-0	Fr.	Chicago, Ill.
22	Chelsi Welch	G	5-9	Sr.	Plainview, Texas
24	Leah Rush	F	6-1	Sr.	Amarillo, Texas
31	Rose Hammond	G	5-9	Fr.	Depew, Okla.
32	Krista Sanchez	F	6-1	Sr.	Springdale, Ark.
33	Britney Brown	PG	5-8	Sr.	Norman, Okla.
34	Erin Higgins	G	5-9	Sr.	Oklahoma City, Okla.

2005-06

3	Courtney Paris	C	6-4	Fr.	Piedmont, Calif.
5	Ashley Paris	C/F	6-3	Fr.	Piedmont, Calif.
11	Laura Andrews	G/F	6-3	Sr.	Washington, Okla.
14	Beky Preston	C	6-3	Sr.	Albuquerque, N.M.
15	Carolyn Winchester	F	5-11	Fr.	Washington, Okla.
20	Kendra Moore	G	5-5	Jr.	Ardmore, Okla.
22	Chelsi Welch	G	5-9	Jr.	Plainview, Texas
24	Leah Rush	F	6-1	Jr.	Amarillo, Texas
32	Krista Sanchez	F	6-1	Jr.	Springdale, Ark.
33	Britney Brown	G	5-8	Jr.	Norman, Okla.
34	Erin Higgins	G	5-9	Jr.	Oklahoma City, Okla.



YEAR-BY-YEAR ROSTERS

2004-05

0	Chelsi Welch	G	5-9	So.	Plainview, Texas
11	Laura Andrews	G/F	6-0	Jr.	Washington, Okla.
12	Lauren Shoush	G	5-11	Sr.	Oklahoma City, Okla.
14	Beky Preston	C	6-3	Jr.	Albuquerque, N.M.
15	Kelly Lam	C	6-3	Fr.	Milwaukee, Wis.
20	Kendra Moore	G	5-5	So.	Ardmore, Okla.
24	Leah Rush	F	6-1	So.	Amarillo, Texas
31	Antoinette Wadsworth	F	5-11	Jr.	Grand Prairie, Texas
32	Krista Sanchez	F	6-1	So.	Springdale, Ark.
33	Britney Brown	G	5-8	So.	Norman, Okla.
34	Erin Higgins	G	5-9	So.	Oklahoma City
35	Dionnah Jackson	G	5-9	Sr.	St. Louis, Mo.
50	Casey Walker	C	6-3	So.	Houston, Texas

2003-04

0	Chelsi Welch	G	5-9	So.	Plainview, Texas
5	Maria Villarroel	G	5-8	Sr.	Margarita, Venezuela
10	Caton Hill	F	6-1	Sr.	Ada, Okla.
11	Laura Andrews	G	6-0	So.	Washington, Okla.
12	Lauren Shoush	G	5-11	Jr.	Oklahoma City, Okla.
14	Beky Preston	C	6-3	So.	Albuquerque, N.M.
20	Kendra Moore	G	5-5	Fr.	Ardmore, Okla.
24	Leah Rush	F	6-1	Fr.	Amarillo, Texas
31	Antoinette Wadsworth	F	5-11	So.	Grand Prairie, Texas
32	Krista Sanchez	F	6-1	Fr.	Springdale, Ark.
33	Britney Brown	G	5-8	Fr.	Norman, Okla.
34	Erin Higgins	G	5-9	Fr.	Oklahoma City, Okla.
35	Dionnah Jackson	G	5-9	Jr.	St. Louis, Mo.
50	Casey Walker	C	6-3	Fr.	Houston, Texas

2002-03

0	Chelsi Welch	G	5-9	Fr.	Plainview, Texas
4	Stephanie Luce	G	5-6	So.	Southlake, Texas
5	Maria Villarroel	G	5-8	Jr.	Margarita, Venezuela
10	Caton Hill	F	6-1	Jr.	Ada, Okla.
11	Stephanie Simon	G	6-0	Jr.	Clinton, Okla.
12	Lauren Shoush	G	5-11	Fr.	Oklahoma City, Okla.
14	Beky Preston	C	6-3	Fr.	Albuquerque, N.M.
22	Theresa Jantzen	F/C	6-3	Jr.	Medicine Hat, Alberta
31	Antoinette Wadsworth	G/F	5-11	Fr.	Grand Prairie, Texas
33	Laura Andrews	G/F	6-0	Fr.	Washington, Okla.
34	Erin Higgins	G	5-9	Fr.	Oklahoma City
35	Dionnah Jackson	G	5-9	Fr.	St. Louis, Mo.
50	Casey Walker	C	6-3	Fr.	Houston, Texas
51	Kate Scott	G	5-10	Jr.	Kansas City, Kan.

2001-02

4	Stephanie Luce	G	5-6	So.	Southlake, Texas
10	Caton Hill	F	6-1	Jr.	Ada, Okla.
11	Stephanie Simon	G	6-0	Jr.	Clinton, Okla.
12	Lauren Shoush	G	5-11	Fr.	Oklahoma City, Okla.
15	Jennifer Cunningham	C	6-3	Sr.	Kingston, Ontario
20	LaNeishea Caufield	G	5-9	Sr.	Ada, Okla.
21	Stacey Dales	G	6-0	Sr.	Brockville, Ontario
22	Theresa Jantzen	F/C	6-3	Jr.	Medicine Hat, Alberta
31	Antoinette Wadsworth	G/F	5-11	Fr.	Grand Prairie, Texas
33	Rosalind Ross	G	5-9	Sr.	Milwaukee, Wis.
35	Dionnah Jackson	G	5-9	Fr.	St. Louis, Mo.
40	Shannon Selmon	F	6-1	Sr.	Norman, Okla.
42	Lindsey Casey	F	6-1	Fr.	Longview, Texas
45	Jamie Talbert	F	6-2	Sr.	Elkhart, Kan.
51	Kate Scott	G	5-10	Jr.	Kansas City, Kan.



» Rosalind Ross was named to the 2002 Final Four All-Tournament Team and drafted by the Los Angeles Sparks in the first round of the WNBA Draft that same year. Ross had 26 points and 10 rebounds in OU's 86-71 win over Duke to help the Sooners advance to the 2002 national championship game.

2000-01

00	Desiree Taylor	F	6-1	Sr.	Richardson, Texas
10	Caton Hill	F	6-1	So.	Ada, Okla.
11	Stephanie Simon	G	6-0	So.	Clinton, Okla.
13	Sunny Hardeman	G	5-7	Sr.	Norman, Okla.
14	Stephanie Luce	G	5-6	Fr.	Southlake, Texas
15	Jennifer Cunningham	C	6-3	Jr.	Kingston, Ontario
20	LaNeishea Caufield	G	5-9	Jr.	Ada, Okla.
21	Stacey Dales	G	6-0	Jr.	Brockville, Ontario
23	Jadrea Seeley	G	6-1	So.	Bethel, Okla.
32	Emily Britt	F	6-0	So.	Granbury, Texas
33	Rosalind Ross	G	5-9	Jr.	Milwaukee, Wis.
40	Shannon Selmon	F	6-1	Jr.	Norman, Okla.
45	Jamie Talbert	F	6-2	Jr.	Elkhart, Kan.
51	Kate Scott	G	5-10	So.	Kansas City, Kan.

1999-00

00	Desiree Taylor	F	6-1	Jr.	Richardson, Texas
4	Jessica Rhoten	F/C	6-3	Jr.	Enid, Okla.
10	Caton Hill	F	6-1	Fr.	Ada, Okla.
11	Stephanie Simon	G	6-0	Fr.	Clinton, Okla.
12	Angye Tilley	G	5-9	Fr.	Bristow, Okla.
13	Sunny Hardeman	G	5-7	Jr.	Norman, Okla.
15	Jennifer Cunningham	C	6-3	So.	Kingston, Ontario
20	LaNeishea Caufield	G	5-9	So.	Ada, Okla.
21	Stacey Dales	G	6-0	So.	Brockville, Ontario
23	Jadrea Seeley	G	6-2	Fr.	Bethel, Okla.
32	Emily Britt	F	6-0	Fr.	Granbury, Texas
33	Kate Scott	F	5-10	Fr.	Overland Park, Kan.
34	Phylesha Whaley	F	5-10	Sr.	Slaton, Texas
40	Shannon Selmon	F	6-1	So.	Norman, Okla.
43	Jamie Mayer	G	5-9	Fr.	Elk City, Okla.

1998-99

00	Desiree Taylor	F	6-1	So.	Richardson, Texas
11	Miranda Stacy	F	5-8	Jr.	Tulsa, Okla.
13	Sunny Hardeman	G	5-7	So.	Norman, Okla.
14	Jamie Anderson	C	6-3	Sr.	Epping, Australia
15	Jennifer Cunningham	C	6-3	Fr.	Kingston, Ontario
20	LaNeishea Caufield	G	5-9	Fr.	Ada, Okla.
21	Stacey Dales	G	6-0	Fr.	Brockville, Ontario
22	Michele Workman	F	5-11	Sr.	Chickasha, Okla.
24	Zuzana Krumlova	C	6-4	So.	Prague, Czech Republic
31	Nola Wainohu	F	5-10	Jr.	Hamilton, N.Z.
32	Kelley Workman	F	5-11	Sr.	Chickasha, Okla.
34	Phylesha Whaley	F	5-10	Jr.	Slaton, Texas
40	Shannon Selmon	F	6-1	Fr.	Norman, Okla.

YEAR-BY-YEAR ROSTERS



1997-98

00 Desiree Taylor	F	6-1	Fr.	Richardson, Texas
3 Shonika Breedlove	G	5-7	Sr.	Muskogee, Okla.
4 Shontell Brown	G	5-6	So.	Denver, Colo.
10 Roxanne Long	G	5-8	Sr.	Corvallis, Ore.
11 Miranda Stacy	F	5-8	Jr.	Tulsa, Okla.
13 Sunny Hardeman	G	5-7	Fr.	Norman, Okla.
14 Jamie Anderson	C	6-3	Jr.	Epping, Australia
21 Stacey Dales	G/F	6-0	Fr.	Brockville, Ontario
22 Michele Workman	F	5-11	Jr.	Chickasha, Okla.
24 Zuzana Krumlova	C	6-4	Fr.	Prague, Czech Republic
32 Kelley Workman	F	5-11	Jr.	Chickasha, Okla.
34 Phylesha Whaley	F	5-10	So.	Slaton, Texas

1996-97

3 Shonika Breedlove	G	5-7	Jr.	Muskogee, Okla.
4 Shontell Brown	G	5-6	Fr.	Denver, Colo.
10 Roxanne Long	G	5-8	Jr.	Corvallis, Ore.
12 Suzanne Kern	C	6-2	Fr.	Jenks, Okla.
15 Jennifer Hajek	G	5-7	Jr.	Hennessey, Okla.
22 Michele Workman	F	5-11	So.	Chickasha, Okla.
23 Jamie Phillips	C	6-2	Jr.	Sallisaw, Okla.
24 Tina Taylor	F	6-0	Sr.	Vian, Okla.
25 Yolanda Anderson	C	6-2	Sr.	Lincolntonville, S.C.
32 Kelley Workman	F	5-11	So.	Chickasha, Okla.
33 Jenny Bramer	G	5-8	Sr.	Omaha, Neb.
34 Phylesha Whaley	F	5-10	Fr.	Slaton, Texas
44 Kelli Inman	F	6-0	So.	Ringwood, Okla.

1995-96

3 Lori Schenk	F	5-11	Fr.	Watonga, Okla.
5 Kendra Panther	G	5-8	Fr.	Rapid City, S.D.
10 Roxanne Long	G	5-8	So.	Corvallis, Ore.
15 Jennifer Hajek	G	5-7	So.	Hennessey, Okla.
20 Nikki Corcoran	F	5-10	Sr.	Bethel, Okla.
21 LaNae Jones	C	6-5	Sr.	Kaufman, Texas
22 Pam Pennon	G	5-6	Sr.	Eagletown, Okla.
23 Jamie Phillips	C	6-2	So.	Sallisaw, Okla.
24 Tina Taylor	F	6-0	Jr.	Vian, Okla.
25 Yolanda Anderson	C	6-2	Jr.	Lincolntonville, S.C.
31 Leslie Flemons	F	6-1	Jr.	Altus, Okla.
32 Etta Maytubby	F	5-11	Sr.	Del City, Okla.
33 Kelley Workman	F	5-11	Fr.	Chickasha, Okla.
34 Michele Workman	F	5-11	Fr.	Chickasha, Okla.
44 Kelli Inman	F	6-0	Fr.	Ringwood, Okla.

1994-95

10 Roxanne Long	G	5-7	So.	Corvallis, Ore.
11 Melissa Richie	G	5-8	Jr.	Jay, Okla.
12 Stephanie Chandler	F	6-0	Jr.	Tulsa, Okla.
13 Mandy Wade	C	6-3	Sr.	Ringling, Okla.
15 Jennifer Hajek	G	5-7	Fr.	Hennessey, Okla.
20 Nikki Corcoran	G/F	5-10	Jr.	Bethel, Okla.
21 LaNae Jones	C	6-5	Jr.	Kaufman, Texas
22 Pam Pennon	G	5-6	Jr.	Eagletown, Okla.
23 Jamie Phillips	C	6-2	Fr.	Sallisaw, Okla.
24 Sharee Mitchum	G/F	5-10	Sr.	Muskogee, Okla.
30 Malisa Daniel	C	6-4	Fr.	Prague, Okla.
31 Leslie Flemons	F	6-1	So.	Altus, Okla.
32 Etta Maytubby	F	5-11	Jr.	Del City, Okla.
33 Misty Van Curen	G	5-8	Jr.	Mustang, Okla.
43 Sheri Black	F	6-0	Sr.	Dale, Okla.
44 Angie Guffy	F	6-2	Sr.	Ringwood, Okla.

1993-94

10 Roxanne Long	G	5-7	Fr.	Corvallis, Ore.
11 Melissa Richie	G	5-8	Jr.	Jay, Okla.
13 Mandy Wade	C	6-3	Jr.	Ringling, Okla.
14 Crystal Lawson	G	5-8	So.	Jenks, Okla.
20 Nikki Corcoran	G/F	5-10	So.	Bethel, Okla.
21 LaNae Jones	C	6-5	So.	Kaufman, Texas
23 Jamie Graves	G	5-8	Sr.	Ponca City, Okla.
24 Sharee Mitchum	G/F	5-10	Jr.	Muskogee, Okla.
25 Amy Hightower	F	5-10	Jr.	Piedmont, Okla.
31 Leslie Flemons	F	6-1	Fr.	Altus, Okla.
32 Etta Maytubby	F	5-11	So.	Del City, Okla.
33 Misty Van Curen	G	5-8	So.	Mustang, Okla.
43 Sheri Black	F	6-0	Jr.	Dale, Okla.
44 Angie Guffy	F	6-2	Jr.	Ringwood, Okla.

1992-93

11 Melissa Richie	G	5-8	So.	Jay, Okla.
13 Mandy Wade	C	6-3	So.	Ringling, Okla.
14 Crystal Lawson	G	5-8	Jr.	Jenks, Okla.
20 Nikki Corcoran	G/F	5-10	Fr.	Bethel, Okla.
21 LaNae Jones	C	6-5	Fr.	Kaufman, Texas
23 Jamie Graves	G	5-8	Jr.	Ponca City, Okla.
24 Sharee Mitchum	G/F	5-10	So.	Muskogee, Okla.
25 Amy Hightower	F	5-10	So.	Piedmont, Okla.
31 Leslie Flemons	F	6-1	Fr.	Altus, Okla.
32 Etta Maytubby	F	5-11	So.	Del City, Okla.
33 Misty Van Curen	G	5-8	Fr.	Mustang, Okla.
40 J'Anna Williams	C	6-2	Fr.	Jenks, Okla.
43 Sheri Black	F	6-0	So.	Dale, Okla.
44 Angie Guffy	F	6-2	So.	Ringwood, Okla.

1991-92

11 Melissa Richie	F	5-7	Fr.	Jay, Okla.
13 Mandy Wade	F	6-3	Fr.	Ringling, Okla.
20 Amanda Hopkins	G	5-8	Jr.	Woodward, Okla.
22 Angie Alexander	G	5-11	Sr.	Preston, Okla.
23 Carin Stites	G	5-9	Sr.	Adair, Okla.
24 Sharee Mitchum	F	5-10	Fr.	Muskogee, Okla.
25 Amy Hightower	G	5-10	Fr.	Piedmont, Okla.
30 Elissa Walker	F	6-1	Sr.	Great Falls, Mont.
32 Sharon Webster	F	6-0	Jr.	Midwest City, Okla.
34 Yakini Wilson	G	5-8	Fr.	Oklahoma City
40 Kelli Epps	F	5-11	Sr.	Bartlesville, Okla.
43 Sheri Black	F	6-0	Fr.	Dale, Okla.
44 Angie Guffy	F	6-2	Fr.	Ringwood, Okla.
55 Connie Bodine	F	5-11	Fr.	Derby, Kan.

1990-91

10 Cecilia Harge	F	5-10	So.	Albuquerque, N.M.
11 Cara Jenkins-Gresham	G	5-4	Fr.	Oklahoma City
20 Amanda Hopkins	G	5-7	Jr.	Woodward, Okla.
22 Angie Alexander	G/F	5-11	Jr.	Preston, Okla.
23 Robin Smith	G	5-9	So.	Troy, Mo.
24 Dana Posey	G	5-7	Jr.	Ardmore, Okla.
30 Elissa Walker	F	6-1	Jr.	Great Falls, Mont.
31 Lori Johnson	G	5-8	So.	Anadarko, Okla.
32 Sharon Webster	F	6-0	So.	Midwest City, Okla.
33 Rhonda Matzke	G	5-8	So.	Silver Lake, Kan.
34 Kris Hanson	F/C	6-2	Jr.	Yorkshire, N.Y.
40 Kelli Epps	G/F	5-11	Jr.	Bartlesville, Okla.
43 Carin Stites	G	5-9	Jr.	Adair, Okla.
44 Marla Duncan	F	5-10	Sr.	Millwaukee, Wis.
50 Cathy Bassett	F	6-0	Sr.	Sanborn, Minn.
53 Shannon Hallahan	C	6-2	So.	Fremont, Calif.



YEAR-BY-YEAR ROSTERS

1989-90

00 Shannon Hallahan	C	6-2	Fr.	Fremont, Calif.
12 Laura Rushing	G	5-8	Sr.	Claremore, Okla.
13 Dawn Bleacher	F	5-10	Fr.	Moore, Okla.
21 Cathy Bassett	F	6-0	Jr.	Sanborn, Minn.
22 Angie Alexander	G/F	5-11	So.	Preston, Okla.
23 Robin Smith	G	5-9	Fr.	Troy, Mo.
24 Dana Posey	G	5-7	So.	Ardmore, Okla.
30 Elissa Walker	F	6-1	So.	Great Falls, Mont.
32 Sharon Webster	F	6-0	Fr.	Midwest City, Okla.
33 Rhonda Matzke	G	5-8	Fr.	Silver Lake, Kan.
34 Kris Hanson	F/C	6-2	So.	Yorkshire, N.Y.
40 Kelli Epps	G/F	5-11	Jr.	Bartlesville, Okla.
42 Tami Rogers	F/G	5-9	Sr.	Mont Belvieu, Texas
43 Kerri Mulry	F	6-1	Sr.	Combined Locks, Wis.
44 Marla Duncan	F	5-10	Jr.	Milwaukee, Wis.

1988-89

3 Stephanie Sammons	G	5-4	Fr.	Plano, Texas
10 Beth Brown	G	5-5	So.	Sallisaw, Okla.
12 Laura Rushing	G	5-8	Jr.	Claremore, Okla.
21 Lori Johnson	G	5-6	Fr.	Anadarko, Okla.
22 Angie Alexander	G	5-11	Fr.	Preston, Okla.
23 Shelly Neeley	G	5-8	Sr.	Dighton, Kan.
24 Dana Posey	G	5-9	Fr.	Ardmore, Okla.
32 Erika Notzke	C	6-3	Sr.	Lawton, Okla.
33 Jo Mosley	F	6-0	Sr.	Oklahoma City, Okla.
34 Kris Hanson	C	6-2	Fr.	Yorkshire, N.Y.
35 Tina Ogden	F	5-11	So.	Woodward, Okla.
40 Kelli Epps	G	5-9	So.	Bartlesville, Okla.
42 Tami Rogers	G	5-9	Jr.	Mont Belvieu, Texas

1987-88

3 Toni Campbell	G	5-6	So.	Philadelphia, Pa.
10 Pam Zachary	G	5-6	Jr.	Sapulpa, Okla.
12 Laura Rushing	G	5-9	So.	Claremore, Okla.
14 Margaret McKeon	G	5-7	So.	New York City, N.Y.
21 Terry Willis	F	6-1	Sr.	Lawton, Okla.
22 Lee Brock	G	5-8	Sr.	Ventura, Calif.
23 Shelly Neeley	G	5-8	Jr.	Dighton, Kan.
32 Erika Notzke	C	6-3	Jr.	Lawton, Okla.
33 Jo Mosley	F	6-0	Jr.	Oklahoma City, Okla.
34 Dale Ivey	F	6-1	Sr.	Brookshire, Texas
35 Tina Ogden	F	5-11	Fr.	Woodward, Okla.
40 Kelli Epps	G/F	5-9	Fr.	Bartlesville, Okla.
42 Tami Rogers	G	5-9	Jr.	Mont Belvieu, Texas

1986-87

10 Pam Zachary	G	5-6	So.	Sapulpa, Okla.
14 Margaret McKeon	G	5-7	Fr.	New York City, N.Y.
15 Laura Rushing	G	5-9	Fr.	Claremore, Okla.
20 Toni Campbell	G	5-6	Fr.	Philadelphia, Pa.
21 Terry Willis	F	6-1	Sr.	Lawton, Okla.
22 Lee Brock	G	5-8	Jr.	Ventura, Calif.
23 Shelly Neeley	G	5-8	So.	Dighton, Kan.
30 LaTrenda Phillips	G	6-0	Sr.	Lawton, Okla.
32 Erika Notzke	C	6-3	So.	Lawton, Okla.
33 Jo Mosley	F	6-0	So.	Oklahoma City, Okla.
34 Dale Ivey	C	6-0	Jr.	Brookshire, Texas
42 Tami Rogers	G	5-9	So.	Mont Belvieu, Texas
43 Julie Callan	C	6-0	Jr.	Lombard, Ill.
52 Lisa Allison	C	6-3	Sr.	Carthage, Mo.

1985-86

10 Pam Zachary	G	5-6	Fr.	Sapulpa, Okla.
13 Vickie Green	G	5-9	Sr.	Dallas, Texas
14 Jacquetta Hurley	F	6-1	Sr.	Oklahoma City, Okla.
15 Michelle West	G	5-10	Fr.	Lawton, Okla.
20 Viki Streets	G	5-6	Sr.	Bartlesville, Okla.
21 Terry Willis	F	6-1	Jr.	Lawton, Okla.
22 Lee Brock	G	5-8	So.	Ventura, Calif.
23 Shelly Neeley	G	5-8	Fr.	Dighton, Kan.
30 LaTrenda Phillips	G	6-0	Jr.	Lawton, Okla.
32 Erika Notzke	F	6-3	Fr.	Lawton, Okla.
33 Jo Mosley	F	6-0	Fr.	Oklahoma City, Okla.
34 Kelly Hill	C	6-2	Jr.	Washington, Okla.
42 Tami Rogers	G	5-9	Fr.	Mont Belvieu, Texas
43 Julie Callan	C	6-0	So.	Lombard, Ill.
52 Lisa Allison	C	6-3	Jr.	Carthage, Mo.

1984-85

10 Shirley Fisher	G	5-9	Jr.	Oklahoma City, Okla.
12 Viki Streets	G	5-6	Jr.	Bartlesville, Okla.
13 Vickie Green	G	5-9	Jr.	Dallas, Texas
14 Jacquetta Hurley	F/C	6-1	Jr.	Fox, Okla.
15 Cynthia Pickens	G	5-7	Sr.	Graham, Okla.
20 Terry Willis	F/C	6-1	So.	Lawton, Okla.
22 Lee Brock	G	5-8	Fr.	Ventura, Calif.
30 LaTrenda Phillips	F/G	6-0	So.	Lawton, Okla.
31 Mandy Miller	C	6-2	So.	Broken Arrow, Okla.
34 Kelly Hill	C	6-2	So.	Washington, Okla.
42 Lisa Allison	C	6-3	So.	Carthage, Mo.
43 Julie Callan	C	6-1	So.	Lombard, Ill.

1983-84

10 Shirley Fisher	G	5-9	So.	Oklahoma City, Okla.
14 Jacquetta Hurley	F/C	6-1	So.	Fox, Okla.
15 Cynthia Pickens	G	5-7	Jr.	Graham, Okla.
20 Terry Willis	F	6-1	Fr.	Lawton, Okla.
21 Lynn McCurdy	F/G	5-11	Sr.	Purcell, Okla.
23 Bonita Turner	G	5-8	Sr.	Colbert, Okla.
30 LaTrenda Phillips	G	6-0	Fr.	Lawton, Okla.
31 Mandy Miller	C	6-2	Fr.	Broken Arrow, Okla.
32 Toni Eldridge	G	5-9	So.	Cerritos, Calif.
33 Andath Beers	G	5-9	Sr.	Bixby, Okla.
34 Kelly Hill	C	6-2	Fr.	Washington, Okla.
42 Lisa Allison	C	6-3	Fr.	Carthage, Mo.

1982-83

10 Shirley Fisher	G	5-9	Fr.	Oklahoma City, Okla.
12 Kari Holder	G	5-8	So.	Los Alamos, N.M.
13 Sandy Heatherington	G	5-9	Sr.	Moore, Okla.
14 Jacquetta Hurley	F	6-1	Fr.	Fox, Okla.
15 Carla Pearson	F/G	5-9	Sr.	St. Louis, Mo.
21 Lynn McCurdy	F/G	5-11	Jr.	Purcell, Okla.
22 Ladanah Sanders	G	5-7	Sr.	Asher, Okla.
23 Bonita Turner	G	5-8	Jr.	Colbert, Okla.
24 Molly McGuire	C	6-1	Sr.	Pawhuska, Okla.
30 Shelley Waller	F	5-11	Sr.	Oklmulgee, Okla.
31 Jennye Ogle	C	6-1	So.	Tahlequah, Okla.
32 Toni Eldridge	F/G	5-10	Fr.	Cerritos, Calif.
33 Ardath Beers	G	5-9	Jr.	Bixby, Okla.
42 Sherri Willis	F	5-11	Fr.	Queens, N.Y.

YEAR-BY-YEAR ROSTERS



» LaTrenda Phillips earned first-team All-Big Eight honors her junior (1985-86) and senior (1986-87) seasons. She averaged 13.1 points as OU earned its first-ever conference title in 1986. Phillips still ranks sixth in school history with 232 steals.

1981-82

11 Cathy Gerdes	G	5-4	Jr.	Houston, Texas
12 Kari Holder	G	5-7	Fr.	Los Alamos, N.M.
13 Sandy Douglas	G	5-9	Jr.	Tuttle, Okla.
14 Janet Southard	F	5-11	Sr.	Moore, Okla.
15 Carla Pearson	G	5-9	Jr.	St. Louis, Mo.
20 Jennye Ogle	F	6-0	Fr.	Tahlequah, Okla.
21 Lynn McCurdy	F/G	5-10	So.	Purcell, Okla.
22 Ladanah Sanders	G	5-7	Jr.	Asher, Okla.
23 Bonita Turner	G	5-8	So.	Colbert, Okla.
24 Molly McGuire	C	6-1	Jr.	Pawhuska, Okla.
30 Shelley Waller	F	5-9	Jr.	Oklmudgee, Okla.
32 Dee Dee Swan	F	6-0	So.	Arvada, Colo.
33 Ardath Beers	G	5-8	So.	Bixby, Okla.
43 Lisa Bittle	C	6-0	Fr.	Bixby, Okla.

1980-81

11 Rhona Ray	G	5-6	Fr.	Norman, Okla.
14 Janet Southard	F	5-11	Jr.	Moore, Okla.
15 Carla Pearson	G	5-8	So.	St. Louis, Mo.
20 Janet Gabriel	G	5-8.5	Sr.	Sayre, Pa.
21 Lynn McCurdy	G	5-10	Fr.	Purcell, Okla.
22 Ladanah Sanders	G	5-7	So.	Asher, Okla.
23 Bonita Turner	G	5-8	Fr.	Colbert, Okla.
24 Molly McGuire	F/C	6-0	So.	Pawhuska, Okla.
30 Shelley Waller	G	5-9	So.	Oklmudgee, Okla.
32 Teresa Ray	F/C	6-0	Sr.	Norman, Okla.
33 Joyce Parker	F	6-0	Sr.	Colbert, Okla.
34 Karen Morrison	G	5-8	So.	Jenks, Okla.
43 Erin Schriber	F/C	6-0	Fr.	Jenks, Okla.

1979-80

10 Cherie LaDue	G	5-6	Fr.	Dallas, Texas
11 Barbie Daugherty	G	5-4	Fr.	Holdenville, Okla.
12 Mary Lane	G	5-4	Jr.	Fairfax, Okla.
14 Janet Freeman	F	5-11	So.	Moore, Okla.
15 Carla Pearson	G/F	5-8	Fr.	St. Louis, Mo.
21 Leslie Core	G	5-8	Fr.	Pawhuska, Okla.
22 Ladanah Sanders	G	5-7	Fr.	Asher, Okla.
23 Terri Adams	C	6-0	Sr.	Sharon, Okla.
24 Molly McGuire	C/F	6-0	Fr.	Pawhuska, Okla.
30 Shelley Waller	F	5-9	Fr.	Oklmudgee, Okla.
32 Teresa Ray	C/F	6-0	So.	Norman, Okla.
33 Joyce Parker	F	6-0	Jr.	Colbert, Okla.
34 Karen Morrison	G	5-8	Fr.	Jenks, Okla.
35 Gail Lashley	G	5-6	Jr.	Keota, Okla.

1978-79

14 Janet Freeman	F	6-0	Fr.	Moore, Okla.
21 Karon Couts	G	5-4	So.	Mustang, Okla.
22 Jana Brady	F	5-11	So.	Healdton, Okla.
23 Lorna Goodnoh	G	5-9	So.	Del City, Okla.
25 Susan Gregg	G/F	5-9	So.	Harrah, Okla.
30 Mary Lane	G	5-4	So.	Norman, Okla.
31 Barbara Johnson	C	6-2	Fr.	Duncan, Okla.
32 Marta Moorman	G	5-7	Sr.	Tonkawa, Okla.
33 Joyce Parker	F	6-0	So.	Colbert, Okla.
35 Janet Fajen	F/C	6-0	So.	Guymon, Okla.
Teresa Ray	C	6-0	So.	Norman, Okla.
Annette Tucker	G	5-6	So.	Noble, Okla.

1977-78

10 Vicki McCann	G	5-8	Fr.	Lindsay, Okla.
11 Annette Tucker	G	5-6	Fr.	Noble, Okla.
13 LaDawn Whitlock	G	5-6	Fr.	Byng, Okla.
14 Janet Fajen	C/F	6-0	Fr.	Guymon, Okla.
15 Lisa Wasson	G	5-7	Fr.	Pernell, Okla.
20 Teresa Ray	C/F	6-0	Fr.	Norman, Okla.
21 Joyce Parker	C/F	6-0	Fr.	Colbert, Okla.
22 Jana Brady	C/F	5-11	Fr.	Healdton, Okla.
23 Dinah Christian	F	5-10	Fr.	Choctaw, Okla.
24 Olive Kehnemund	F	5-10	Jr.	Enid, Okla.
25 Terry Marcum	G	5-7	Fr.	Norman, Okla.
30 Marta Moorman	F	5-10	Jr.	Tonkawa, Okla.

1976-77

10 Sandra Parker	G	5-6	Fr.	Del City, Okla.
11 Terry James	G	5-6	Fr.	Talihina, Okla.
12 Gail Frasier	F/G	5-4	Fr.	Oklahoma City, Okla.
14 Mary Lane	G	5-4	Fr.	Fairfax, Okla.
15 Debbie Sheppard	G/F	5-7	Fr.	Mustang, Okla.
20 Pam Lewis	G	5-2	Fr.	Dale, Okla.
21 Janet Whitehorse	G	5-4	So.	Elgin, Okla.
22 Susan Whitehorse	F	5-9	So.	Elgin, Okla.
23 Lorna Derby	F	5-9	Fr.	Del City, Okla.
24 Susan Smith	G	5-3	Fr.	Moore, Okla.
25 Kris Mullins	F	5-7	Fr.	Purcell, Okla.
30 Cindy Ladner	F	6-0	Jr.	Eldorado, Okla.

1975-76

11 Mildred Montgomery	5-8	So.	Poteau, Okla.
13 Kim Jones	5-7	Fr.	Moore, Okla.
15 Vee Sutton	5-4	Fr.	Tulsa, Okla.
21 Janet Whitehorse	5-7	Fr.	Elgin, Okla.
22 Robyn Barkett	5-5	Fr.	Alva, Okla.
23 Bonnie Little	5-10	Jr.	Marshalltown, Iowa
24 Jo Stottsberry	5-11	So.	Poteau, Okla.
30 Sherri Jackson	5-6	Fr.	Collinsville, Okla.
31 Cindy Foor	5-6	So.	Norman, Okla.
33 Julie Arrington	5-10	Fr.	Canadian, Texas
34 Toni Bayouth	5-4	Fr.	Cleveland, Okla.
45 Deborah Clark	5-6	So.	Catossa, Okla.
51 Susan Whitehorse	5-9	Fr.	Elgin, Okla.

1974-75

11 Jackie Farley	F	5-6	Sr.	Tipton, Okla.
15 Mollie Barnes	G	5-3	Fr.	Schulter, Okla.
22 Jana Jobe	G	5-1	Fr.	Moore, Okla.
25 Shelly Thomas	F	5-7	Jr.	Oklahoma City, Okla.
30 Cay Papagolos	F	5-5	Fr.	Midwest City, Okla.
33 Julie Arrington	C	5-10	Fr.	Canadian, Texas
34 Mary Larchey	F	5-7	So.	Brahman, Okla.
45 Deborah Clark	F	5-6	So.	Catossa, Okla.
54 Alice Roach	G	5-1	Fr.	Owasso, Okla.



ROSTER BY HOMETOWN

ARKANSAS (6)

Nyeshia Stevenson (Little Rock)
Kennedy Tucker (Little Rock)
Jenny Vining (Marshall)
Felisha Gibbs (Parkin)
Morgan Hook (Rogers)
Krista Sanchez (Springdale)

CALIFORNIA (8)

Shannon Hallahan (Fremont)
Toni Eldridge (Cerritos)
Emma Svoboda (La Quinta)
Abi Olajuwon (Los Angeles)
Ashley Paris (Piedmont)
Courtney Paris (Piedmont)
Danielle Robinson (San Jose)
Lee Brock (Ventura)

COLORADO (2)

Dee Dee Swan (Arvada)
Shontell Brown (Denver)

FLORIDA (2)

Nydia Lampkin (Palm Bay)
Katherine Zander (Orange Park)

GEORGIA (1)

Ijeoma Odingbe (Savannah)

KANSAS (10)

Shelly Neeley (Dighton)
Connie Bodine (Derby)
Joanna McFarland (Derby)
Jamie Talbert (Elkhart)
Kate Scott (Kansas City)
Joanna McFarland (McPherson)
Taylor Robertson (McPherson)
DaShawn Harden (Olathe)
Lauren Willis (Overland Park)
Rhonda Matzke (Silver Lake)

KENTUCKY (2)

Portia Durrett (Louisville)
Morgan Rich (Scottsville)

IDAHO (1)

Mandy Simpson (Boise)

ILLINOIS (1)

Amanda Thompson (Chicago)

IOWA (3)

Maddie Manning (Ankeny)
Shaya Kellogg (Ames)
Bonnie Little (Marshalltown)

MINNESOTA (1)

Cathy Bassett (Sanborn)

MISSOURI (5)

Lisa Allison (Carthage)
Dionnah Jackson (St. Louis)
Carla Pearson (St. Louis)
Robin Smith (Troy)
McKenna Treece (St. Peters)

MONTANA (1)

Elissa Walker (Great Falls)

NEBRASKA (1)

Jenny Bramer (Omaha)

NEVADA (1)

Aaryn Ellenberg (Las Vegas)

NEW MEXICO (3)

Cecilia Harge (Albuquerque)
Beky Preston (Albuquerque)
Kari Holder (Los Alamos)

NEW YORK (3)

Sherri Willis (Queens)
Margaret McKeon (New York City)
Kris Hanson (Yorkshire)

OHIO (1)

Carlee Roethlisberger (Findlay)

OKLAHOMA (142)

LaNeisha Caufield (Ada)
Caton Hill (Ada)
Carin Stites (Adair)
Leslie Flemons (Altus)
Robyn Barkett (Alva)
Lori Johnson (Anadarko)
Clary Donica (Ardmore)
Kendra Moore (Ardmore)
Dana Posey (Ardmore)
Ladanah Sanders (Asher)
Kelli Epps (Bartlesville)
Viki Streets (Bartlesville)
Nikki Corcoran (Bethel)
Jadrea Seeley (Bethel)
Andath Beers (Bixby)
Lisa Bittle (Bixby)
Mary Larchey (Brahman)
Angye Tilley (Bristow)
Mandy Miller (Broken Arrow)
Aspen Williston (Broken Bow)
LaDawn Whitlock (Byng)
Deborah Clark (Catoosa)
Kelley Workman (Chickasha)
Michele Workman (Chickasha)
Dinah Christian (Choctaw)
Ana Llanusa (Choctaw)
Laura Rushing (Claremore)
Toni Bayouth (Cleveland)
Stephanie Simon (Clinton)
Joyce Parker (Colbert)
Bonita Turner (Colbert)
Sherri Jackson (Collinsville)
Sheri Black (Dale)
Pam Lewis (Dale)
Lorna Derby-Goodnoh (Del City)
Etta Maytubby (Del City)
Saundra Parker (Del City)
Rose Hammond (Depew)
Barbara Johnson (Duncan)
Pam Pennon (Eagletown)
Skylar Vann (Edmond)
Cindy Ladner (Eldorado)
Jamie Mayer (Elk City)
Janet Whitehorse (Elgin)
Susan Whitehorse (Elgin)
Olive Kehnemund (Enid)
Mary Lane (Fairfax)
Jacquetta Hurlley (Fox)
Cynthia Pickens (Graham)
Janet Fajen (Guymon)
Susan Gregg (Harrah)
Jana Brady (Healdton)
Jennifer Hajek (Hennessey)
Barbie Daugherty (Holdenville)
Stephanie McGhee (Howe)
Melissa Richie (Jay)
Suzanne Kern (Jenks)
Crystal Lawson (Jenks)
Karen Morrison (Jenks)
Erin Schrieber (Jenks)
J'Anna Williams (Jenks)
Gail Lashley (Keota)
LaTrenda Phillips (Lawton)
Erika Notzke (Lawton)
Michelle West (Lawton)
Terry Willis (Lawton)
Vicki McCann (Lindsay)
Julie Callan (Lombard)
Gioya Carter (Midwest City)
Cay Papagolos (Midwest City)
Sharon Webster (Midwest City)
Kaylon Williams (Midwest City)
Dawn Bleacher (Moore)
Sandy Heatherington (Moore)
Jana Jobe (Moore)
Kim Jones (Moore)
Jessi Murcer (Moore)
Susan Smith (Moore)
Janet Freeman-Southard (Moore)
Shonika Breedlove (Muskogee)
Sharee Mitchum (Muskogee)
Karen Coutts (Mustang)
Debbie Sheppard (Mustang)
Misty Van Curen (Mustang)
Annette Tucker (Noble)
Britney Brown (Norman)
Cindy Foor (Norman)
Sunny Hardeman (Norman)
Terry Marcum (Norman)
Jordan Moser (Norman)
Rhona Ray (Norman)
Teresa Ray (Norman)
Shannon Selmon (Norman)
Kelbie Washington (Norman)
Shirley Fisher (Oklahoma City)
Gail Frazier (Oklahoma City)
Cara Jenkins-Gresham (Okla. City)
Erin Higgins (Oklahoma City)
Jacquetta Hurlley (Oklahoma City)
Jo Mosley (Oklahoma City)
Lauren Shoush (Oklahoma City)
Whitney Ritchie (Oklahoma City)
Shelly Thomas (Oklahoma City)
LaNeisa Williams (Oklahoma City)
Yakini Wilson (Oklahoma City)
Shelley Waller (Okmulgee)
Alice Roach (Owasso)
Leslie Core (Pawhuska)
Molly McGuire (Pawhuska)
Lisa Watson (Pernell)

ROSTER BY HOMETOWN



Amy Hightower (Piedmont)
 Jamie Graves (Ponca City)
 Mildred Montgomery (Poteau)
 Jo Stottsberry (Poteau)
 Malisa Daniel (Prague)
 Angie Alexander (Preston)
 Lynn McCurdy (Purcell)
 Kris Mullins (Purcell)
 Jenna Plumley (Red Rock)
 Mandy Wade (Ringling)
 Angi Guffy (Ringwood)
 Kelli Inman (Ringwood)
 Beth Brown (Sallisaw)
 Jamie Phillips (Sallisaw)
 Chelsea Dungee (Sapulpa)
 Pam Zachary (Sapulpa)
 Mollie Barnes (Schulter)
 Kodi Morrison (Seminole)
 Terri Adams (Sharon)
 Sharane Campbell (Spencer)
 T'onna Edwards (Spencer)
 Jennye Ogle (Tahlequah)
 Terry James (Talihina)
 Jackie Farley (Tipton)
 Marta Moorman (Tonkawa)
 Stephaine Chandler (Tulsa)
 Gabby Gregory (Tulsa)
 Miranda Stacy (Tulsa)
 Vee Sutton (Tulsa)
 Sandy Douglas (Tuttle)
 Tina Taylor (Vian)
 Laura Andrews (Washington)
 Carolyn Winchester (Washington)
 Kelly Hill (Washington)
 Lori Schenk (Watonga)
 Amanda Hopkins (Woodward)
 Tina Ogden (Woodward)

OREGON (1)

Roxanne Long (Corvallis)

PENNSYLVANIA (2)

Toni Campbell (Philadelphia)
 Janet Gabriel (Sayre)

SOUTH CAROLINA (1)

Yolanda Anderson (Lincolnton)

SOUTH DAKOTA (1)

Kendra Panther (Rapid City)

TEXAS (31)

Peyton Little (Abilene)
 Leah Rush (Amarillo)
 Eden Williams (Amarillo)
 Dale Ivey (Brookshire)
 Julie Arrington (Canadian)
 Nancy Mulkey (Cypress)
 Vickie Green (Dallas)
 Cherie LaDue (Dallas)
 Whitney Hand (Fort Worth)
 Madi Williams (Fort Worth)
 Antoinette Wadsworth (Grand Prairie)
 Emily Britt (Granbury)
 Cathy Gerdes (Houston)
 Jasmine Hartman (Houston)



» Mandy Simpson was the first player from Idaho to suit up for the Sooners.

Kaley Perkins (Houston)
 Liz Scott (Houston)
 Casey Walker (Houston)
 LaNae Jones (Kaufman)
 Nicole Kornet (Lantana)
 Nevaeh Tot (McKinney)
 Tami Rogers (Mont Belvieu)
 Bre'Yon White (Pearland)
 Chelsi Welch (Plainview)
 Jacqueline Jeffcoat (Plano)
 Stephanie Sammons (Plano)
 Tara Dunn (Poth)
 Desiree Taylor (Richardson)
 Lyndsey Cloman (San Antonio)
 Phylesha Whaley (Slaton)
 Stephanie Luce (Southlake)
 Liz Scott (Tomball)
 Tatum Veitenheimer (Windthorst)

TENNESSEE (1)

Derica Wyatt (Brentwood)

WISCONSIN (6)

Kerri Mulry (Combined Locks)
 Marla Duncan (Milwaukee)
 Nicole Griffin (Milwaukee)
 Kelly Lam (Milwaukee)
 Rosalind Ross (Milwaukee)
 Gabbi Ortiz (Racine)

INTERNATIONAL

AUSTRALIA (2)

Jamie Anderson (Epping, Victoria)
 Chloe Bloom (Sydney)

CANADA (4)

Stacey Dales (Brockville, Ont.)
 Jennifer Cunningham (Kingston, Ont.)
 Theresa Jantzen (Medicine Hat, Alb.)
 Shaina Pellington (Pickering, Ont.)

CZECH REPUBLIC (1)

Zuzana Krumlova (Prague)

HAITI (1)

Vionise Pierre-Louis

NEW ZEALAND (1)

Nola Wainohu (Hamilton)

PUERTO RICO (1)

Gileysa Penzo (San Juan)

SERBIA (1)

Jelena Cerina (Vrsac)

VENEZUELA (1)

Maria Villarroel (Margarita)

Alphabetized by hometown



RECORDS VS. OPPONENTS

Abilene Christian 2-0

Games: 2
Series Record: OU leads 2-0
At Norman: OU leads 2-0

Date	Result	Location
11/23/84	W, 89-70	Norman
11/26/19	W, 78-65	Norman

Akron 1-0

Games: 1
Series Record: OU leads 1-0
At Grand Bahamas: OU leads 1-0

Date	Result	Location
11/26/04	W, 88-40	Grand Bahamas

Alabama 0-1

Games: 1
Series Record: UA leads 1-0
At Nassau, Bahamas: UA leads 1-0

Date	Result	Location
12/28/95	L, 71-62	Nassau

Arizona 0-2

Games: 2
Series Record: UA leads 2-0
At Honolulu, Hawaii: UA leads 1-0
At Knoxville, Tenn.: UA leads 1-0

Date	Result	Location
11/19/99	L, 75-59	Honolulu
3/20/05	L, 72-69	Knoxville

Arizona State 2-1

Games: 3
Series Record: 2-1
At Cancun, Mexico: OU leads 1-0
At Tempe, Ariz.: ASU leads 1-0
At Norman: OU leads 1-0

Date	Result	Location
12/29/97	L, 87-76	Tempe
11/22/07	W, 69-57	Cancun
11/21/08	W, 70-57	Norman

Arkansas 10-8

Games: 18
Series Record: OU leads 10-8
At Norman: OU leads 6-2
At Fayetteville, Ark.: UA leads 5-3
At Honolulu, Hawaii: OU leads 1-0
At Little Rock, Ark.: UA leads 1-0

Date	Result	Location
12/14/77	W, 80-51	Norman
2/20/79	W, 65-53	Fayetteville
2/16/80	W, 57-50	Norman
1/3/81	W, 75-68	Fayetteville
2/7/82	W, 65-64	Norman
12/21/85	L, 79-66	Fayetteville
12/6/86	W, 76-70	Norman
12/12/89	L, 86-68	Norman
11/27/90	L, 84-72	Fayetteville
1/13/92	L, 57-55	Norman
1/20/93	W, 70-63	Fayetteville
1/25/94	W, 93-79	Norman
2/22/95	L, 69-64	Fayetteville
3/14/99	L, 97-93 (OT)	Fayetteville

12/05/09	W, 87-86 (OT)	Norman
12/19/10	L, 67-57	Fayetteville
11/23/12	W, 73-70	Honolulu
12/21/14	L, 71-64	Little Rock

Arkansas-Little Rock 6-2

Games: 8
Series Record: OU leads 6-2
At Norman: OU leads 5-0
At Little Rock, Ark.: LR leads 2-1

Date	Result	Location
1/11/88	W, 99-67	Norman
12/11/99	W, 102-72	Norman
12/5/00	W, 86-45	Little Rock
3/23/10	W, 60-44	Norman
12/14/14	L, 66-62	Little Rock
12/2/15	W, 65-52	Norman
11/16/16	W, 68-58	Norman
11/28/17	L, 56-68	Little Rock

Arkansas-Pine Bluff 3-0

Games: 3
Series Record: OU leads 3-0
At Norman: OU leads 3-0

Date	Result	Location
12/10/06	W, 87-42	Norman
12/29/10	W, 118-52	Norman
12/29/20	W, 107-64	Norman

Arkansas State 4-1

Games: 5
Series Record: OU leads 4-1
At Norman: OU leads 2-0
At Jonesboro, Ark.: Tied 1-1
At Amarillo, Texas: OU leads 1-0

Date	Result	Location
11/25/89	W, 102-73	Norman
12/20/92	L, 76-63	Jonesboro
3/26/94	W, 69-65	Amarillo
12/2/07	W, 93-36	Norman
12/7/08	W, 87-57	Jonesboro

Army 1-0

Games: 1
Series Record: OU leads 1-0
At West Point: OU leads 1-0

Date	Result	Location
12/10/10	W, 59-46	West Point

Auburn 0-1

Games: 1
Series Record: AU leads 1-0
At Auburn: AU leads 1-0

Date	Result	Location
12/2/19	L, 95-79	Auburn

Baylor 26-33

Games: 59
Series Record: BU leads 33-26
At College Station, Texas: OU leads 1-0
At Dallas: OU leads 1-0
At Norman: BU leads 15-11
At Oklahoma City: Tied at 1-1
At Waco, Texas: Baylor leads 16-10*
At Kansas City, Mo.: OU leads 2-0
*Does not include one Baylor forfeit

Date	Result	Location
1/9/80	W, 66-48	College Station
1981	W, by forfeit	site unknown
12/30/91	W, 113-72	Norman
2/3/92	W, 83-76	Waco
1/18/97	L, 87-65	Waco
2/26/97	L, 78-63	Norman
1/14/98	L, 67-64	Norman
2/1/98	L, 97-67	Waco
1/16/99	W, 86-65	Norman
2/17/99	W, 76-67	Waco
1/15/00	W, 87-66	Waco
2/2/00	W, 87-59	Norman
1/13/01	W, 90-87	Waco
2/21/01	W, 86-76	Norman
1/12/02	W, 82-73	Waco
2/5/02	W, 69-60	Norman
3/9/02	W, 84-69	Kansas City
1/26/03	W, 65-64	Waco
2/12/03	W, 78-64	Norman
1/24/04	L, 74-67	Norman
2/21/04	L, 77-62	Waco
1/16/05	L, 78-68	Waco
2/9/05	L, 73-72	Norman
1/21/06	W, 73-70	Waco
2/12/06	W, 81-77 (OT)	Norman
3/11/06	W, 72-61	Dallas
1/10/07	W, 76-63	Waco
2/28/07	W, 88-61	Norman
3/8/07	W, 78-64	Oklahoma City
1/20/07	L, 84-73	Norman
2/17/08	L, 79-59	Waco
1/28/09	W, 56-51	Waco
2/21/09	W, 66-58	Norman
01/13/10	L, 57-47	Waco
2/10/10	W, 62-60 (OT)	Norman
3/12/10	W, 59-54	Kansas City
2/2/11	L, 92-70	Waco
2/27/11	L, 82-81	Norman
1/26/12	L, 89-58	Norman
2/6/12	L, 81-54	Waco
1/26/13	L, 82-65	Waco
2/25/13	L, 86-64	Norman
2/3/14	L, 81-67	Norman
2/24/14	L, 96-89	Waco
2/11/15	L, 89-66	Waco
2/25/15	W, 68-64	Norman
1/3/16	L, 78-68	Waco
2/22/16	L, 78-70	Norman
3/6/16	L, 84-57	Oklahoma City
1/29/17	L, 92-58	Waco
2/27/17	L, 103-64	Norman
1/14/18	L, 74-52	Norman
2/3/18	L, 74-65	Waco
1/27/19	L, 74-53	Norman
2/16/19	L, 87-53	Waco

RECORDS VS. OPPONENTS



1/4/20	L, 77-56	Norman
2/22/20	L, 101-69	Waco
1/23/21	L, 84-61	Waco
2/21/21	L, 77-66	Norman

Belmont 1-0

Games: 1
Series Record: OU leads 1-0
At Norman: OU leads 1-0

Date	Result	Location
11/10/17	W, 96-73	Norman

Boston College 1-0

Games: 1
Series Record: OU leads 1-0
At Freeport, Bahamas: OU leads 1-0

Date	Result	Location
11/28/15	W, 76-61	Freeport

Boston University 1-0

Games: 1
Series Record: OU leads 1-0
At Miami, Fla.: OU leads 1-0

Date	Result	Location
12/31/88	W, 77-72	Miami

Bradley 3-0

Games: 3
Series Record: OU leads 3-0
At Norman: OU leads 1-0
At Freeport, Bahamas: OU leads 1-0
At Peoria, Ill.: OU leads 1-0

Date	Result	Location
11/28/15	W, 76-61	Freeport
11/21/14	W, 104-55	Norman
11/22/15	W, 79-46	Peoria

BYU 5-1

Games: 6
Series Record: OU leads 5-1
At Denver: OU leads 1-0
At Norman: OU leads 2-0
At Provo, Utah: Tied at 1-1
At West Lafayette, Ind.: OU leads 1-0

Date	Result	Location
1/9/89	W, 103-81	Norman
12/30/89	L, 108-77	Provo
3/18/00	W, 86-81	West Lafayette
3/20/06	W, 86-70	Denver
11/19/15	W, 73-47	Norman
11/19/16	W, 68-61	Provo

Bucknell 1-0

Games: 1
Series Record: OU leads 1-0
At Miami, Fla.: OU leads 1-0

Date	Result	Location
12/30/92	W, 84-60	Miami

Butler 1-0

Games: 1
Series Record: OU leads 1-0
At San Antonio: OU leads 1-0

Date	Result	Location
11/23/01	W, 90-44	San Antonio

California 1-3

Games: 4
Series Record: Cal leads 3-1
At Amarillo, Texas: Cal leads 1-0
At Honolulu, Hawaii: Cal leads 1-0
At Las Vegas, Nev.: Cal leads 1-0
At San Jose, Calif.: OU leads 1-0

Date	Result	Location
3/24/84	L, 81-78	Amarillo
11/28/87	L, 81-66	Honolulu
12/13/08	W, 86-75	San Jose
12/20/16	L, 82-74	Las Vegas

California-Riverside 2-0

Games: 2
Series Record: OU leads 2-0
At Norman: OU leads 2-0

Date	Result	Location
11/15/08	W, 88-57	Norman
12/20/12	W, 70-46	Norman

Cal State Bakersfield 1-0

Games: 1
Series Record: OU leads 1-0
At San Jose, Calif.: OU leads 1-0

Date	Result	Location
12/12/08	W, 105-84	San Jose

Cal State Fullerton 1-0

Games: 1
Series Record: OU leads 1-0
At Norman: OU leads 1-0

Date	Result	Location
12/30/09	W, 95-76	Norman

Cal State Northridge 1-0

Games: 1
Series Record: OU leads 1-0
At Norman: OU leads 1-0

Date	Result	Location
12/29/12	W, 79-57	Norman

Cameron 4-0

Games: 4
Series Record: OU leads 4-0
At Norman: OU leads 3-0
At Lawton: OU leads 1-0

Date	Result	Location
11/21/77	W, 77-52	Norman
1/28/78	W, 73-50	Lawton
11/30/82	W, 85-57	Norman
11/10/10	W, 85-23	Norman

Central Arkansas 2-0

Games: 2
Series Record: OU leads 2-0
At Norman: OU leads 2-0

Date	Result	Location
12/20/07	W, 121-48	Norman
12/5/19	W, 65-52	Norman

Central Michigan 1-0

Games: 1
Series Record: OU leads 1-0
At Columbus, Ohio: OU leads 1-0

Date	Result	Location
3/23/13	W, 78-73	Columbus

Central Missouri State 0-1

Games: 1
Series Record: CMSU leads 1-0
At Norman: CMSU leads 1-0

Date	Result	Location
1/4/91	L, 88-80	Norman

Central Oklahoma 4-5

Games: 9
Series Record: UCO leads 5-4
At Edmond: UCO leads 3-1
At Tahlequah: OU leads 1-0
At Norman: UCO leads 3-1

Date	Result	Location
2/8/75	L, 55-51	Edmond
2/25/75	L, 47-43	Norman
12/5/75	L, 70-34	Norman
1/27/76	L, 58-47	Edmond
12/7/76	L, 53-42	Edmond
3/1/77	W, 60-49	Norman
2/14/78	W, 65-57	Edmond
2/24/78	W, 59-56	Tahlequah
12/13/82	W, 82-56	Norman

Chattanooga 0-1

Games: 1
Series Record: UTC leads 1-0
At Amarillo, Texas: UTC leads 1-0

Date	Result	Location
3/16/84	L, 84-78	Amarillo

Clemson 0-1

Games: 1
Series Record: CU leads 1-0
At Bimini, Bahamas: CU leads 1-0

Date	Result	Location
11/23/18	L, 74-62	Bimini

Colorado 22-34

Games: 56
Series Record: CU leads 34-22
At Norman: OU leads 12-10
At Boulder, Colo.: CU leads 17-6
At Dallas, Texas: Tied 1-1
At Lincoln, Neb.: CU leads 1-0
At Kansas City, Mo.: Tied 1-1
At Manhattan, Kan.: CU leads 1-0
At Boise, Idaho: OU leads 1-0
At Salina, Kan.: CU leads 3-0



RECORDS VS. OPPONENTS

Date	Result	Location
12/7/78	W, 68-66	Norman
1/19/79	L, 78-62	Lincoln
12/3/79	L, 90-77	Boulder
1/14/82	L, 71-61	Manhattan
1/29/83	W, 90-79	Norman
2/26/83	L, 89-82	Boulder
3/10/83	L, 78-70	Norman
1/18/84	L, 66-62	Boulder
2/18/84	W, 88-78	Norman
1/29/85	W, 73-65	Boulder
2/20/85	W, 80-58	Norman
1/15/86	L, 91-84	Boulder
2/15/86	W, 82-69	Norman
1/27/87	L, 94-80	Boulder
2/18/87	L, 74-73	Norman
1/13/88	W, 82-78	Boulder
2/27/88	L, 91-88 (OT)	Norman
1/27/89	L, 73-70	Norman
2/18/89	L, 87-76	Boulder
3/4/89	L, 80-61	Salina
1/10/90	L, 56-48	Norman
2/18/90	L, 86-49	Boulder
1/16/91	L, 68-51	Norman
2/3/91	L, 76-55	Boulder
3/2/91	L, 80-75	Salina
2/1/92	L, 63-55	Norman
2/22/92	L, 86-63	Boulder
1/29/93	L, 80-49	Boulder
2/28/93	W, 74-69	Norman
1/28/94	L, 79-74	Norman
2/27/94	L, 89-79	Boulder
1/8/95	L, 83-59	Boulder
2/3/95	L, 69-64	Norman
1/28/96	L, 68-53	Norman
2/23/96	L, 83-68	Boulder
3/2/96	L, 76-70	Salina
2/12/97	L, 61-42	Boulder
1/28/98	W, 61-58	Norman
3/3/98	L, 71-66	Kansas City
1/9/99	L, 63-62	Boulder
1/22/00	W, 76-73	Norman
1/3/01	W, 89-69	Boulder
3/8/01	W, 102-93	Kansas City
1/2/02	W, 78-67	Norman
3/25/02	W, 94-60	Boise
2/16/03	L, 61-57	Boulder
3/12/03	L, 73-68	Dallas
2/18/04	W, 78-58	Norman
3/10/04	W, 63-56	Dallas
2/16/05	W, 77-61	Boulder
1/7/06	W, 84-61	Norman
1/20/07	W, 82-67	Boulder
2/9/08	W, 82-66	Norman
1/21/09	W, 72-58	Boulder
2/13/10	W, 65-55	Norman
2/23/11	L, 73-68	Boulder

Colorado State			3-1
Games: 4			
Series Record: OU leads 2-1			
At Norman: OU leads 2-0			
At Fort Collins: OU leads 1-0			
At Wichita, Kan.: CSU leads 1-0			

Date	Result	Location
1/8/77	L, 59-56	Wichita
1/10/87	W, 72-58	Norman
11/27/16	W, 70-55	Norman
11/21/17	W, 78-46	Fort Collins

Connecticut			0-13
Games: 13			
Series Record: UConn leads 13-0			
At Honolulu: UConn leads 1-0			
At Norman: UConn leads 4-0			
At Richmond, Va.: UConn leads 1-0			
At Hartford, Conn.: UConn leads 2-0			
At Storrs, Conn.: UConn leads 2-0			
At Uncasville, Conn.: UConn leads 2-0			
At San Antonio: UConn leads 1-0			

Date	Result	Location
12/29/99	L, 84-68	Norman
3/25/00	L, 102-80	Richmond
12/22/01	L, 86-72	Hartford
3/31/02	L, 82-70	San Antonio
12/1/02	L, 73-60	Honolulu
11/20/05	L, 82-62	Storrs
11/30/08	L, 106-78	Storrs
2/15/10	L, 76-60	Norman
2/14/11	L, 86-45	Hartford
2/13/12	L, 73-55	Norman
12/19/17	L, 88-64	Uncasville
12/19/18	L, 72-63	Norman
12/22/19	L, 97-53	Uncasville

Creighton			5-0
Games: 5			
Series Record: OU leads 5-0			
At Norman: OU leads 3-0			
At Omaha, Neb.: OU leads 2-0			

Date	Result	Location
12/2/85	W, 94-76	Norman
12/03/08	W, 69-49	Norman
12/20/09	W, 67-58	Omaha
12/10/12	W, 69-48	Omaha
12/1/13	W, 80-52	Norman

Dayton			1-0
Games: 1			
Series Record: OU leads 1-0			
At Miami, Fla.: OU leads 1-0			

Date	Result	Location
1/3/86	W, 64-46	Miami

Denver			2-0
Games: 2			
Series Record: OU leads 2-0			
At Norman: OU leads 1-0			
At Denver: OU leads 1-0			

Date	Result	Location
12/28/98	W, 80-52	Norman
12/18/99	W, 69-62	Denver

DePaul			1-4
Games: 5			
Series Record: DePaul leads 4-1			
At Norman: Tied 1-1			
At Chicago: DePaul leads 1-0			
At Durham, N.C.: DePaul leads 1-0			
At College Station, Texas.: DePaul leads 1-0			

Date	Result	Location
11/12/06	W, 105-71	Norman
3/22/14	L, 104-100	Durham
11/13/17	L, 111-108 (OT)	Chicago
3/16/18	L, 90-79	College Station
12/9/18	L, 87-76	Norman

Drake			1-3
Games: 4			
Series Record: DU leads 3-1			
At Norman: DU leads 2-1			
At Des Moines, Iowa: DU leads 1-0			

Date	Result	Location
1/14/77	L, 61-55	Norman
12/3/95	L, 81-71	Des Moines
11/25/96	L, 77-64	Norman
12/17/19	W, 93-84	Norman

Duke			1-2
Games: 3			
Series Record: Duke leads 2-1			
At Norman: Duke leads 1-0			
Durham, N.C.: Duke leads 1-0			
At San Antonio: OU leads 1-0			

Date	Result	Location
3/29/02	W, 86-71	San Antonio
12/8/13	L, 94-85	Norman
12/14/14	L, 92-72	Durham

East Central (Okla.)			3-3
Games: 6			
Series Record: Tied 3-3			
At Norman: OU leads 2-1			
At Ada, Okla.: ECU leads 3-0			

Date	Result	Location
1/27/75	L, 62-41	Ada
2/6/75	L, 62-50	Norman
1/31/76	W, 44-38	Norman
12/16/77	W, 75-62	Norman
1/20/78	L, 64-47	Ada
12/16/78	W, 52-47	Ada

Eastern Illinois			0-1
Games: 1			
Series Record: EIU leads 1-0			
At Green Bay, Wis.: EIU leads 1-0			

Date	Result	Location
12/8/89	L, 110-88	Green Bay

Eastern Kentucky			1-0
Games: 1			
Series Record: OU leads 1-0			
At Honolulu, Hawaii: OU leads 1-0			

Date	Result	Location
11/18/06	W, 92-79	Honolulu

RECORDS VS. OPPONENTS



Eastern New Mexico 1-0

Games: 1
Series Record: OU leads 1-0
At Norman: OU leads 1-0

Date	Result	Location
1/6/79	W, 71-62	Norman

Eastern Washington 1-0

Games: 1
Series Record: OU leads 1-0
At College Station, Texas: OU leads 1-0

Date	Result	Location
11/24/90	W, 82-71	College Station

Emporia State 1-0

Games: 1
Series Record: OU leads 1-0
At Norman: OU leads 1-0

Date	Result	Location
1/4/84	W, 110-60	Norman

Fairfield 1-0

Games: 1
Series Record: OU leads 1-0
At Bridgeport, Conn.: OU leads 1-0

Date	Result	Location
12/18/13	W, 79-51	Bridgeport

Florida 0-1

Games: 1
Series Record: UF leads 1-0
At Norman: UF leads 1-0

Date	Result	Location
12/3/17	L, 61-80	Norman

Fordham 1-0

Games: 1
Series Record: OU leads 1-0
At Honolulu: OU leads 1-0

Date	Result	Location
11/29/02	W, 90-62	Honolulu

Fresno State 1-1

Games: 2
Series Record: Tied 1-1
At Norman: OU leads 1-0
At Fresno, Calif.: CSUF leads 1-0

Date	Result	Location
11/22/10	W, 84-66	Norman
12/8/11	L, 69-66	Fresno

Gardner-Webb 1-0

Games: 1
Series Record: OU leads 1-0
At Norman: OU leads 1-0

Date	Result	Location
11/27/10	W, 84-75	Norman

George Washington 0-2

Games: 2
Series Record: GWU leads 2-0
At Washington, D.C.: GWU leads 1-0
At Norman: GWU leads 1-0

Date	Result	Location
12/4/93	L, 88-74	Wash., D.C.
3/23/03	L, 71-61	Norman

Georgia 1-5

Games: 6
Series Record: UGA leads 5-1
At Norman: Tied 1-1
At Athens, Ga.: UGA leads 3-0
At Madison, Wis.: UGA leads 1-0

Date	Result	Location
12/11/97	L, 94-76	Norman
12/13/98	L, 88-79	Athens
11/22/00	L, 94-70	Madison
1/27/08	W, 65-57	Norman
11/15/09	L, 62-51	Athens
12/6/20	L, 93-80	Athens

Georgia State 1-0

Games: 1
Series Record: OU leads 1-0
At Norman: OU leads 1-0

Date	Result	Location
12/6/84	W, 83-62	Norman

Georgia Tech 1-0

Games: 1
Series Record: OU leads 1-0
At Iowa City, Iowa: OU leads 1-0

Date	Result	Location
3/24/09	W, 69-50	Iowa City

Gonzaga 2-0

Games: 2
Series Record: OU leads 2-0
At Norman: OU leads 1-0
At Seattle: OU leads 1-0

Date	Result	Location
11/14/13	W, 82-78	Norman
3/18/17	W, 75-62	Seattle

Grambling 1-0

Games: 1
Series Record: OU leads 1-0
At Norman: OU leads 1-0

Date	Result	Location
12/21/95	W, 100-66	Norman

Hartford 2-0

Games: 2
Series Record: OU leads 2-0
At Norman: OU leads 2-0

Date	Result	Location
12/21/95	W, 100-66	Norman
3/16/02	W, 84-52	Norman

Hawaii 3-1

Games: 4
Series Record: OU leads 3-1
At Honolulu, Hawaii: OU leads 3-1

Date	Result	Location
12/6/91	L, 95-82	Honolulu
12/20/99	W, 67-53	Honolulu
11/18/06	W, 76-56	Honolulu
11/25/12	W, 74-49	Honolulu

Henderson State 1-0

Games: 1
Series Record: OU leads 1-0
At Norman: OU leads 1-0

Date	Result	Location
12/29/04	W, 87-44	Norman

Houston 2-2

Games: 4
Series Record: Tied 2-2
At Norman: Series tied 1-1
At Houston, Texas: Series tied 1-1

Date	Result	Location
1/10/81	W, 67-66	Norman
1/20/81	W, 82-79	Houston
11/23/19	L, 85-69	Houston
11/25/20	L, 97-85	Norman

Howard 1-0

Games: 1
Series Record: OU leads 1-0
At Honolulu, Hawaii: OU leads 1-0

Date	Result	Location
12/7/91	W, 91-61	Honolulu

Illinois 4-1

Games: 5
Series Record: OU leads 4-1
At Norman, Okla.: OU leads 2-0
At Champaign-Urbana, Ill.: Tied 1-1
At U.S. Virgin Islands: OU leads 1-0

Date	Result	Location
12/16/01	W, 91-69	Norman
12/28/03	W, 70-53	Norman
12/18/05	L, 86-75	Champaign
12/5/07	W, 77-67	Champaign
11/29/14	W, 78-76 (OT)	U.S.V.I.

Illinois State 3-0

Games: 3
Series Record: OU leads 3-0
At Normal, Ill.: OU leads 1-0
At Washington, D.C.: OU leads 1-0
At West Lafayette, Ind.: OU leads 1-0

Date	Result	Location
3/17/84	W, 67-65	Normal
12/3/93	W, 69-56	Wash., D.C.
3/23/08	W, 69-61	West Lafayette



RECORDS VS. OPPONENTS

Iowa 1-2

Games: 3
 Series Record: Iowa leads 2-1
 At Grand Bahama Island: Iowa leads 1-0
 At Miami, Fla.: Iowa leads 1-0
 At San Francisco: OU leads 1-0

Date	Result	Location
12/29/88	L, 86-69	Miami
11/27/04	L, 54-47	Grand Bahamas
11/25/05	W, 85-68	San Francisco

Iowa State 41-27

Games: 68
 Series Record: OU leads 41-27
 At Norman: OU leads 25-6
 At Oklahoma City: OU leads 1-0
 At Ames, Iowa: ISU leads 16-13
 At Boulder, Colo.: ISU leads 1-0
 At Columbia, Mo.: OU leads 1-0
 At Dallas: ISU leads 1-0
 At Kansas City, Mo.: Tied 1-1
 At Lincoln, Neb.: ISU leads 1-0

Date	Result	Location
1/21/77	L, 93-58	Boulder
1/20/79	L, 80-69	Lincoln
1/18/80	W, 87-77	Columbia
11/27/82	L, 80-76	Ames
12/18/82	W, 80-64	Norman
1/28/84	W, 77-73	Ames
2/25/84	W, 97-59	Norman
1/23/85	W, 89-56	Ames
2/13/85	W, 89-48	Norman
3/4/85	W, 78-63	Kansas City
1/18/86	W, 85-62	Norman
2/8/86	L, 81-72	Ames
1/31/87	W, 74-72	Norman
2/24/87	W, 87-72	Ames
1/30/88	L, 82-66	Ames
2/20/88	W, 85-76	Norman
1/21/89	W, 72-65	Norman
2/11/89	W, 84-74	Ames
1/13/90	L, 92-78	Ames
2/10/90	W, 70-69	Norman
1/30/91	W, 101-74	Norman
1/15/92	W, 94-63	Norman
3/1/92	W, 78-70	Ames
1/8/93	W, 66-55	Ames
2/7/93	W, 79-57	Norman
1/7/94	W, 84-61	Norman
2/6/94	W, 65-45	Ames
1/15/95	W, 101-77	Norman
2/10/95	L, 69-62	Ames
1/7/96	W, 89-78	Norman
2/2/96	L, 73-57	Ames
1/11/97	L, 67-58	Norman
1/10/98	L, 83-68	Ames
1/2/99	L, 81-60	Norman
2/8/00	L, 71-56	Ames
1/6/01	L, 81-79	Norman
3/10/01	L, 68-65	Kansas City
1/15/02	L, 82-66	Ames
2/22/03	W, 61-48	Norman
1/20/04	L, 69-51	Ames
1/29/05	L, 73-60	Ames
1/24/07	W, 69-49	Norman
3/10/07	W, 67-60	Oklahoma City



» Oklahoma has won 17 out of the last 27 meetings against Iowa State. Vionise Pierre-Louis scored 22 points on Senior Night in 2018 to lead OU to an 80-71 victory.

1/9/08	W, 67-64	Ames
2/11/09	W, 58-49	Norman
1/27/10	W, 81-69	Ames
2/5/11	W, 65-62	Norman
1/4/12	W, 80-51	Norman
2/18/12	L, 77-71	Ames
1/15/13	L, 82-61	Ames
2/14/13	L, 72-68	Norman
3/10/13	L, 79-60	Dallas
1/5/14	L, 82-75 (OT)	Norman
1/21/14	W, 75-54	Ames
2/4/15	W, 75-66	Norman
2/17/15	L, 84-76 (OT)	Ames
1/30/16	W, 77-71	Ames
2/27/16	W, 85-54	Norman
1/11/17	W, 67-57	Ames
1/25/17	W, 78-63	Norman
12/31/17	W, 74-69	Ames
2/21/18	W, 80-71	Norman
1/19/19	L, 104-78	Ames
2/20/19	L, 91-70	Norman
1/11/20	W, 81-72	Norman
2/8/20	L, 63-59	Ames
1/19/21	L, 64-63	Ames
2/9/21	W, 67-61	Norman

Jackson State 1-0

Games: 1
 Series Record: OU leads 1-0
 At Norman: OU leads 1-0

Date	Result	Location
12/7/98	W, 103-37	Norman

James Madison 2-0

Games: 2
 Series Record: OU leads 2-0
 At Miami, Fla.: OU leads 1-0
 At Charlottesville, Va.: OU leads 1-0

Date	Result	Location
1/4/86	W, 57-55	Miami
3/20/11	W, 86-72	Charlottesville

Kansas 42-33

Games: 75
 Series Record: OU leads 42-33
 At Norman: OU leads 20-12
 At Lawrence, Kan.: OU leads 18-16
 At Boulder, Colo.: KU leads 1-0
 At Kansas City, Mo.: OU leads 2-0
 At Manhattan, Kan.: Tied 1-1
 At Salina, Kan.: KU leads 3-0
 At Oklahoma City, Okla.: OU leads 1-0

Date	Result	Location
2/13/76	L, 65-39	Manhattan
1/20/77	L, 72-45	Boulder
1/16/81	L, 95-55	Lawrence
1/15/82	W, 73-63	Manhattan
1/30/82	W, 64-61	Lawrence
1/18/83	W, 83-74	Norman
2/2/83	L, 81-79	Lawrence
1/31/84	W, 87-84	Norman
2/22/84	W, 85-74	Lawrence
3/8/84	W, 76-63	Norman
1/19/85	W, 90-69	Norman
2/24/85	W, 78-77 (OT)	Lawrence
3/7/85	W, 79-69	Kansas City
2/1/86	L, 85-67	Lawrence
2/26/86	L, 77-72	Norman
1/14/87	W, 81-67	Norman
2/14/87	L, 89-73	Lawrence
2/3/88	L, 71-68	Norman
2/24/88	L, 71-68	Lawrence
3/2/88	L, 67-66	Salina
1/14/89	L, 86-82 (OT)	Lawrence
2/15/89	W, 101-87	Norman
1/17/90	L, 94-69	Lawrence
2/3/90	L, 83-77	Norman
1/9/91	L, 81-64	Lawrence
2/16/91	L, 76-69	Norman
2/5/92	L, 75-56	Lawrence
2/26/92	L, 73-72 (OT)	Norman
3/8/92	L, 70-62	Salina
1/22/93	L, 70-64	Norman
2/21/93	L, 76-54	Lawrence
1/21/94	L, 85-78	Lawrence
2/20/94	L, 80-76	Norman

RECORDS VS. OPPONENTS



1/20/95	W, 84-69	Lawrence
2/19/95	W, 103-83	Norman
3/5/95	L, 88-81	Salina
1/19/96	W, 71-68	Lawrence
2/18/96	L, 81-63	Norman
3/1/97	L, 92-69	Lawrence
2/25/98	L, 78-74	Norman
2/20/99	L, 58-54	Lawrence
2/26/00	W, 88-69	Norman
1/24/01	W, 88-64	Lawrence
3/7/01	W, 80-61	Kansas City
2/2/02	W, 79-57	Norman
1/22/03	W, 61-49	Lawrence
2/14/04	W, 83-59	Norman
2/2/05	W, 65-49	Lawrence
2/8/06	W, 86-57	Norman
2/21/07	W, 76-70	Lawrence
1/30/08	W, 67-51	Norman
2/12/09	W, 69-54	Lawrence
3/13/09	W, 76-59	Oklahoma City
1/23/10	W, 81-69	Norman
1/23/11	W, 75-57	Lawrence
1/31/12	W, 78-64 (OT)	Lawrence
3/4/12	L, 83-77	Norman
2/17/13	L, 81-71	Lawrence
3/2/13	W, 85-77	Norman
2/9/14	W, 81-71	Lawrence
2/22/14	W, 64-61	Norman
2/7/15	W, 69-57	Lawrence
2/28/15	L, 65-58	Norman
12/30/15	W, 67-44	Norman
2/20/16	W, 72-66	Lawrence
12/28/16	W, 84-54	Lawrence
2/1/17	W, 89-52	Norman
1/24/18	W, 97-64	Norman
2/10/18	W, 72-52	Lawrence
1/30/19	L, 88-79	Lawrence
2/13/19	W, 78-67	Norman
2/2/20	W, 94-82 (OT)	Lawrence
2/26/20	L, 83-80	Norman
12/10/20	L, 74-64	Lawrence
1/27/21	W, 84=81	Norman

Kansas State 42-29

Games: 71
 Series Record: OU leads 41-29
 At Norman: OU leads 22-11
 At Manhattan, Kan.: OU leads 17-15
 At Dallas, Texas: OU leads 1-0
 At Lawrence, Kan.: OU leads 1-0
 At Kansas City, Mo.: KSU leads 2-1
 At Salina, Kan.: KSU leads 1-0

Date	Result	Location
2/12/76	L, 90-27	Manhattan
1/7/78	W, 67-61	Lawrence
12/14/79	L, 96-73	Manhattan
2/5/83	L, 86-74	Norman
3/5/83	L, 87-63	Norman
1/21/84	L, 88-70	Manhattan
2/11/84	L, 71-62	Norman
3/9/84	L, 69-67	Kansas City
1/26/85	W, 92-85	Norman
2/9/85	L, 90-75	Manhattan
1/22/86	W, 83-72	Manhattan
2/11/86	W, 94-77	Norman
1/6/87	W, 70-47	Norman
2/4/87	L, 80-69	Manhattan

2/28/87	L, 79-64	Salina
1/16/88	W, 96-65	Manhattan
2/13/88	W, 79-61	Norman
2/1/89	L, 84-83	Norman
2/22/89	L, 64-60	Manhattan
1/20/90	L, 94-87	Norman
2/14/90	L, 92-88	Manhattan
1/23/91	L, 86-75	Manhattan
2/6/91	W, 88-56	Norman
1/18/92	L, 91-86	Norman
2/12/92	W, 88-73	Manhattan
1/24/93	W, 68-60	Norman
2/19/93	W, 87-65	Manhattan
1/23/94	L, 72-54	Manhattan
2/18/94	L, 71-70	Norman
1/22/95	W, 79-70	Manhattan
2/17/95	W, 71-60	Norman
1/21/96	W, by forfeit (KSU, 80-67)	Manhattan

2/16/96	W, 62-54	Norman
2/8/97	L, 49-47	Norman
3/4/97	L, 81-56	Kansas City
2/4/98	W, 69-67	Manhattan
2/13/99	W, 79-58	Norman
2/22/00	W, 64-56	Manhattan
2/14/01	W, 79-60	Norman
2/13/02	W, 78-68	Manhattan
3/7/02	W, 69-49	Kansas City
2/1/03	L, 74-45	Norman
1/31/04	L, 74-65	Manhattan
3/11/04	W, 78-66	Dallas
2/13/05	W, 77-61	Norman
2/21/06	W, 78-64	Manhattan
1/3/07	W, 78-58	Norman
2/20/08	W, 68-65	Manhattan
1/14/09	W, 64-48	Norman
2/21/10	W, 64-58	Manhattan
1/12/11	W, 52-45	Norman
1/17/12	W, 65-57	Manhattan
2/15/12	W, 68-62	Norman
2/6/13	W, 74-68	Manhattan
2/29/13	W, 72-57	Norman
1/11/14	W, 61-50	Norman
1/29/14	L, 86-78	Manhattan
2/7/15	W, 66-58	Norman
2/21/15	W, 73-64	Manhattan
1/10/16	W, 68-58	Norman
2/9/16	L, 87-71	Manhattan
1/4/17	W, 85-80 (OT)	Norman
2/21/17	L, 79-71	Manhattan
1/17/18	W, 76-71	Manhattan
1/31/18	W, 68-49	Norman
1/5/19	L, 86-56	Manhattan
2/10/19	L, 83-75	Norman
1/25/20	L, 92-74	Manhattan
2/16/20	L, 87-85	Norman
1/31/21	W, 80-78	Manhattan
3/7/21	W, 90-81	Norman

Kentucky 1-3

Games: 4
 Series Record: Kentucky leads 3-1
 At U.S.V.I.: UK leads 1-0
 At Kansas City, Mo.: OU leads 1-0
 At Lexington, Ky.: UK leads 1-0

Date	Result	Location
3/30/10	W, 88-68	Kansas City
11/28/14	L, 92-88 (OT)	U.S.V.I.
3/21/16	L, 79-58	Lexington
12/1/16	L, 82-68	Lexington

Lamar 3-0

Games: 3
 Series Record: OU leads 3-0
 At Norman: OU leads 2-0
 At Beaumont, Texas: OU leads 1-0

Date	Result	Location
12/2/05	W, 60-42	Norman
11/29/06	W, 79-44	Beaumont
11/18/14	W, 100-73	Norman

La Salle 1-0

Games: 1
 Series Record: OU leads 1-0
 At Miami, Fla.: OU leads 1-0

Date	Result	Location
1/5/86	W, 71-68	Miami

Liberty 1-0

Games: 1
 Series Record: OU leads 1-0
 At Nashville, Tenn.: OU leads 1-0

Date	Result	Location
11/15/11	W, 76-45	Nashville

Louisiana-Monroe (ULM) 2-2

Games: 4
 Series Record: Tied 2-2
 At Norman: OU leads 2-0
 At Monroe, La.: ULM leads 1-0
 At Tulsa, Okla.: ULM leads 1-0

Date	Result	Location
3/7/79	L, 69-59	Tulsa
1/7/83	W, 87-75	Wichita
12/2/89	W, 95-93	Norman
1/28/91	L, 79-76	Monroe

Louisiana Tech 1-4

Games: 5
 Series Record: La. Tech leads 4-1
 At Eugene, Ore.: OU leads 1-0
 At Norman, Okla.: La. Tech leads 1-0
 At Ruston, La.: La. Tech leads 2-0
 At Nacogdoches, Texas: La. Tech leads 1-0

Date	Result	Location
3/18/81	L, 88-68	Nacogdoches
2/22/82	L, 101-57	Norman
2/21/83	L, 105-75	Ruston
3/18/95	L, 48-36	Ruston
12/18/04	W, 86-59	Eugene



RECORDS VS. OPPONENTS

Louisville 0-2

Games: 2
Series Record: Louisville leads 2-0
At St. Louis: Louisville leads 1-0
At Norman: Louisville leads 1-0

Date	Result	Location
4/4/09	L, 61-59	St. Louis
11/17/13	L, 97-92 (OT)	Norman

Loyola Marymount 1-1

Games: 2
Series Record: Tied 1-1
At Los Angeles: Tied 1-1

Date	Result	Location
12/28/90	L, 76-75	Los Angeles
11/27/97	W, 63-55	Los Angeles

Loyola (Md.) 1-0

Games: 1
Series Record: OU leads 1-0
At Ruston, La.: OU leads 1-0

Date	Result	Location
3/16/95	W, 90-55	Ruston

LSU 1-0

Games: 1
Series Record: OU leads 1-0
At Norman: OU leads 1-0

Date	Result	Location
12/7/19	W, 90-68	Norman

Marist 4-1

Games: 5
Series Record: OU leads 4-1
At Tempe, Ariz.: OU leads 1-0
At Norman: OU leads 2-0
At Poughkeepsie, N.Y.: Tied 1-1

Date	Result	Location
3/20/04	W, 58-45	Tempe
11/26/08	W, 83-57	Norman
12/09/09	W, 80-71	Poughkeepsie
12/2/12	W, 68-55	Norman
12/21/13	L, 76-69	Poughkeepsie

Marquette 1-0

Games: 1
Series Record: OU leads 1-0
At Austin, Texas: OU leads 1-0

Date	Result	Location
3/19/07	W, 78-47	Austin

Maryland 0-1

Games: 1
Series Record: UM leads 1-0
At Chapel Hill, N.C.: UM leads 1-0

Date	Result	Location
11/11/07	L, 76-66	Chapel Hill

Maryland Eastern Shore 1-0

Games: 1
Series Record: OU leads 1-0
At Norman: OU leads 1-0

Date	Result	Location
12/15/13	W, 105-46	Norman

McNeese State 2-1

Games: 3
Series Record: OU leads 2-1
At Norman: OU leads 1-0
At Lake Charles, La.: OU leads 1-0 (by forfeit)
At College Station, Texas: OU leads 1-0

Date	Result	Location
1/8/80	L, 61-46	College Station
1/7/81	W, 96-71	Norman
1/19/81	W, by forfeit	Lake Charles (MS, 82-77, OT)

Memphis 0-2

Games: 2
Series Record: UM leads 2-0
At College Station, Texas: UM leads 1-0
At Jamaica, N.Y.: UM leads 1-0

Date	Result	Location
1/10/80	L, 54-53	College Station
12/28/96	L, 71-65	Jamaica

Mercer 2-0

Games: 2
Series Record: OU leads 2-0
At Norman: OU leads 1-0
At Fayetteville, Ark.: OU leads 1-0

Date	Result	Location
12/19/92	W, 69-60	Fayetteville
11/13/09	W, 108-66	Norman

Miami (Fla.) 2-2

Games: 4
Series Record: Tied 2-2
At Norman: OU leads 1-0
At Coral Gables, Fla.: UM leads 2-0
At Charlottesville, Va.: OU leads 1-0

Date	Result	Location
12/30/88	L, 69-66	Coral Gables
12/20/97	W, 67-62	Norman
12/19/98	L, 62-60	Coral Gables
3/22/11	W, 88-83	Charlottesville

Michigan 2-0

Games: 2
Series Record: OU leads 2-0
At Norman: OU leads 2-0

Date	Result	Location
12/28/93	W, 96-86	Norman
3/18/12	W, 88-67	Norman

Michigan State 1-1

Games: 2
Series Record: Tied 1-1
At East Lansing, Mich.: OU leads 1-0
At Norman: MSU leads 1-0

Date	Result	Location
12/21/05	L, 80-60	Norman
12/16/07	W, 66-55	East Lansing

Middle Tennessee 2-0

Games: 2
Series Record: OU leads 2-0
At Bowling Green, Ky.: OU leads 1-0
At Norman: OU leads 1-0

Date	Result	Location
11/24/85	W, 83-75	Bowling Green
11/19/08	W, 85-65	Norman

Midwestern State 2-0

Games: 2
Series Record: OU leads 2-0
At Norman: OU leads 1-0
At Wichita Falls, Texas: OU leads 1-0

Date	Result	Location
1/16/84	W, 118-75	Norman
11/26/84	W, 91-46	Wichita Falls

Milwaukee 3-0

Games: 3
Series Record: OU leads 3-0
At Norman: OU leads 1-0
At Milwaukee: OU leads 1-0

Date	Result	Location
11/11/06	W, 89-57	Norman
11/13/10	W, 76-69	Milwaukee
12/11/11	W, 72-50	Norman

Minnesota 2-0

Games: 2
Series Record: OU leads 2-0
At Minneapolis: OU leads 1-0
At Stillwater, Okla.: OU leads 1-0

Date	Result	Location
12/22/90	W, 85-75	Minneapolis
12/31/94	W, 74-64	Stillwater

Mississippi 1-2

Games: 3
Series Record: UM leads 2-1
At Norman: OU leads 1-0
At Oxford, Miss.: UM leads 1-0
At Dayton, Ohio: UM leads 1-0

Date	Result	Location
12/14/97	W, 89-85	Norman
12/2/98	L, 77-75	Oxford
3/25/07	L, 90-82	Dayton

Mississippi State 1-0

Games: 1
Series Record: OU leads 1-0
At Cancun, Mexico: OU leads 1-0

Date	Result	Location
11/23/07	W, 88-73	Cancun

RECORDS VS. OPPONENTS



Mississippi Valley State 0-1

Games: 1
Series Record: MVSU leads 1-0
At Norman: MVSU leads 1-0

Date	Result	Location
12/8/88	L, 89-83	Norman

Missouri 30-29

Games: 59
Series Record: OU leads 30-29
At Columbia, Mo.: MU leads 14-10
At Dallas: OU leads 1-0
At Kansas City: MU leads 3-1
At Lawrence, Kan.: MU leads 2-0
At Manhattan, Kan.: MU leads 1-0
At Norman: OU leads 16-9
At Salina, Kan.: OU leads 2-0

Date	Result	Location
1/4/77	L, 66-46	Norman
1/6/78	L, 80-56	Lawrence
1/17/80	L, 90-63	Columbia
12/20/80	W, 73-65	Columbia
1/17/81	L, 68-65	Lawrence
1/16/82	L, 87-64	Manhattan
2/24/82	L, 81-62	Norman
1/22/83	L, 109-73	Columbia
2/12/83	W, 85-75	Norman
2/4/84	L, 73-68	Norman
2/28/84	L, 102-77	Columbia
1/16/85	W, 93-83	Norman
2/16/85	L, 92-74	Columbia
3/9/85	L, 89-83	Kansas City
1/25/86	W, 105-79	Columbia
2/22/86	W, 88-80	Norman
3/6/86	L, 71-66	Kansas City
1/17/87	L, 72-70	Columbia
2/7/87	L, 86-76	Norman
1/20/88	L, 91-72	Columbia
2/6/88	W, 93-84	Norman
1/11/89	L, 71-68	Columbia
2/25/89	L, 104-91	Norman
1/27/90	L, 79-75	Norman
2/24/90	L, 89-60	Columbia
3/3/90	W, 80-77	Salina
1/12/91	W, 67-66	Norman
2/10/91	L, 68-59	Columbia
1/22/92	W, 74-72	Norman
2/9/92	L, 86-56	Columbia
3/7/92	W, 80-79	Salina
1/31/93	L, 69-63	Columbia
2/26/93	L, 68-49	Norman
1/30/94	W, 86-65	Norman
2/25/94	W, 77-71	Columbia
1/6/95	W, 98-83	Columbia
2/5/95	W, 80-57	Norman
1/26/96	W, 69-55	Norman
2/25/96	L, 89-66	Columbia
2/15/97	L, 81-56	Norman
2/22/98	L, 75-68	Columbia
2/27/99	L, 73-64	Norman
1/29/00	W, 76-71	Columbia
2/3/01	W, 82-62	Norman
2/23/02	W, 90-70	Columbia
2/26/03	W, 74-69	Norman
1/28/04	L, 77-65	Columbia
2/19/05	W, 73-59	Norman
2/4/06	W, 88-73	Columbia



» Ashley Paris recorded a career-high 23 rebounds against Missouri on March 11, 2008.

3/9/06	W, 75-54	Dallas
2/25/07	W, 72-57	Norman
2/6/08	W, 64-57	Columbia
3/11/08	L, 70-64 (OT)	Kansas City
1/31/09	W, 78-56	Norman
1/20/10	W, 74-65	Columbia
2/12/11	W, 69-47	Norman
1/28/12	W, 62-59	Columbia
2/11/12	W, 64-60	Norman
3/8/12	W, 70-59	Kansas City

Missouri-Kansas City 1-0

Games: 1
Series Record: OU leads 1-0
At Norman: OU leads 1-0

Date	Result	Location
12/11/84	W, 88-62	Norman

Missouri State 4-4

Games: 8
Series Record: Sries tied 4-4
At Norman: Series tied 2-2
At Springfield, Mo.: Series tied 2-2

Date	Result	Location
12/11/84	W, 88-62	Norman
1/12/80	W, 68-66	Springfield
12/13/96	L, 81-58	Springfield
12/3/97	L, 81-65	Norman
12/1/00	W, 89-82	Norman
12/16/00	L, 69-61	Springfield
12/11/04	W, 74-71	Norman
12/10/05	W, 68-57	Springfield
11/14/19	L, 96-90	Norman

Montana 0-1

Games: 1
Series Record: UM leads 1-0
At Missoula, Mont.: UM leads 1-0

Date	Result	Location
11/11/94	L, 76-64	Missoula

Montana State 2-1

Games: 3
Series Record: OU leads 2-1
At Norman: OU leads 1-0
At Bozeman, Mont.: OU leads 1-0
At Provo, Utah: MSU leads 1-0

Date	Result	Location
12/29/89	L, 86-80	Provo
12/8/01	W, 86-62	Norman
12/10/03	W, 90-59	Bozeman

Nebraska 27-23

Games: 50
Series Record: OU leads 27-23
At Norman: OU leads 16-6
At Lincoln, Neb.: NU leads 16-8
At Dallas: OU leads 1-0
At Lawrence, Kan.: OU leads 1-0
At Salina, Kan.: Tied 1-1

Date	Result	Location
1/5/78	W, 60-59	Lawrence
1/13/79	L, 71-63	Norman
1/18/79	L, 82-60	Lincoln
12/15/79	L, 68-44	Lincoln
1/12/83	L, 85-78	Lincoln
2/18/83	W, 107-85	Norman
2/8/84	W, 96-85	Lincoln
3/3/84	W, 97-79	Norman
2/6/85	W, 86-74	Norman
3/2/85	L, 102-99	Lincoln
1/29/86	W, 88-72	Norman
2/18/86	W, 102-75	Lincoln
1/24/87	W, 97-81	Norman
2/21/87	L, 97-89	Lincoln
1/27/88	L, 94-82	Norman
2/9/88	L, 92-74	Lincoln
1/25/89	W, 68-65 (OT)	Norman
2/8/89	L, 85-76	Lincoln
1/31/90	L, 88-81	Lincoln
2/21/90	W, 102-77	Norman
1/26/91	L, 95-67	Lincoln
2/24/91	W, 75-72	Norman
1/29/92	L, 97-65	Lincoln
2/15/92	W, 92-89	Norman
1/10/93	L, 87-78	Lincoln
2/5/93	L, 97-83	Norman
1/9/94	W, 79-78	Norman
2/4/94	L, 82-76	Lincoln
3/5/94	L, 73-56	Salina
1/13/95	W, 63-62	Norman
2/12/95	W, 85-83	Lincoln
3/4/95	W, 77-67	Salina
1/5/96	L, 79-58	Norman
2/4/96	L, 71-52	Lincoln
1/26/97	L, 87-59	Lincoln
2/14/98	L, 101-72	Norman
1/30/99	L, 85-62	Lincoln
2/5/00	W, 91-69	Norman
2/7/01	W, 84-62	Lincoln
2/16/02	W, 81-47	Norman
1/11/03	W, 57-43	Lincoln
3/11/03	W, 71-51	Dallas
1/7/04	W, 70-51	Norman
2/6/05	L, 70-51	Lincoln
2/26/06	W, 73-45	Norman
1/6/07	W, 77-69	Lincoln
1/16/08	W, 80-72	Norman



RECORDS VS. OPPONENTS

1/10/09	W, 77-56	Lincoln
2/24/10	L, 80-64	Norman
1/8/11	W, 70-50	Lincoln

Nebraska-Omaha 1-0

Games: 1
Series Record: OU leads 1-0
At Springfield, Mo.: OU leads 1-0

Date	Result	Location
11/23/79	W, 67-40	Springfield

New Hampshire 1-0

Games: 1
Series Record: OU leads 1-0
At Miami: OU leads 1-0

Date	Result	Location
1/2/85	W, 73-42	Miami

New Mexico 10-3

Games: 5
Series Record: OU leads 10-3
At Norman: OU leads 4-1
At Oklahoma City: OU leads 1-0
At Albuquerque, N.M.: OU leads 4-2
At Las Cruces, N.M.: OU leads 1-0

Date	Result	Location
1/13/78	W, 75-74	Las Cruces
12/2/78	L, 70-67	Norman
12/9/85	W, 73-61	Albuquerque
12/1/86	W, 87-51	Norman
1/2/95	W, 95-66	Norman
11/28/95	L, 82-75	Albuquerque
11/16/05	W, 74-63	Albuquerque
12/30/05	W, 83-70	Albuquerque
12/30/06	W, 80-58	Oklahoma City
12/12/10	W, 63-60	Norman
11/19/11	W, 58-56	Albuquerque
12/16/18	W, 105-63	Norman
11/28/19	L, 88-84	Albuquerque

New Mexico State 3-2

Games: 5
Series Record: OU leads 3-2
At Norman: NMSU leads 1-0
At Las Cruces, N.M.: OU leads 2-1
At Amarillo, Texas: OU leads 1-0

Date	Result	Location
1/11/78	W, 71-61	Las Cruces
1/12/78	L, 77-61	Las Cruces
11/29/86	W, 80-71	Las Cruces
1/6/88	L, 78-72	Norman
3/24/94	W, 82-77	Amarillo

North Carolina 2-2

Games: 4
Series Record: Tied 2-2
At Chapel Hill, N.C.: OU leads 1-0
At Honolulu: OU leads 1-0
At Norman: UNC leads 1-0
At Los Angeles: UNC leads 1-0

Date	Result	Location
11/28/97	L, 68-61	Los Angeles
1/21/01	W, 94-77	Chapel Hill
11/30/02	W, 66-63	Honolulu
11/23/08	L, 80-79	Norman



» Courtney Paris became the first Sooner to record 40 points and 20 rebounds in a single game. She did it against New Mexico on Dec. 30, 2006, finishing with 43 points and 26 rebounds in Oklahoma City.

N.C. Central 1-0

Games: 1
Series Record: OU leads 1-0
At Norman: OU leads 1-0

Date	Result	Location
1/4/09	W, 89-25	Norman

North Texas 21-3

Games: 24
Series Record: OU leads 21-3
At Norman: OU leads 12-1
At Denton, Texas: OU leads 8-2
At San Antonio, Texas: OU leads 1-0

Date	Result	Location
2/2/79	L, 80-62	Denton
2/13/79	W, 45-44	Norman
11/29/79	W, 91-44	Norman
1/14/80	W, 67-45	Denton
12/3/80	W, 101-81	Norman
2/6/81	W, 84-53	Norman
12/9/82	W, 77-64	Denton
12/10/83	W, 99-44	Norman
12/13/84	W, 94-56	Denton
12/5/87	W, 77-75	Denton
1/3/89	W, 93-71	Norman
11/30/89	L, 91-85	Denton
1/2/91	W, 78-69	Norman
12/8/93	W, 90-73	Norman
11/26/94	W, 84-74	Denton
12/1/95	W, 102-60	Norman
12/10/96	W, 67-65	Denton
1/5/00	W, 86-63	Norman
12/18/00	W, 75-61	Norman
11/24/01	W, 83-68	San Antonio
11/27/07	W, 79-42	Norman
12/6/12	W, 71-68	Norman
12/7/14	W, 68-39	Denton
11/16/15	L, 61-57	Norman

Northeastern 1-0

Games: 1
Series Record: OU leads 1-0
At Jamaica, N.Y.: OU leads 1-0

Date	Result	Location
12/29/96	W, 76-54	Jamaica

Northeastern State 2-1

Games: 3
Series Record: OU leads 2-1
At Norman: OU leads 1-0
At Edmond, Okla.: Tied 1-1

Date	Result	Location
2/8/75	W, 55-51	Edmond
2/28/76	L, 63-56	Edmond
12/5/83	W, 87-53	Norman

Northern Arizona 1-1

Games: 2
Series Record: Tied 1-1
At Flagstaff, Ariz.: NAU leads 1-0
At Honolulu: OU leads 1-0

Date	Result	Location
11/29/87	W, 68-47	Honolulu
12/30/97	L, 101-62	Flagstaff

Northern Colorado 1-0

Games: 1
Series Record: OU leads 1-0
At Norman: OU leads 1-0

Date	Result	Location
12/17/06	W, 82-36	Norman

Northern Iowa 1-0

Games: 1
Series Record: OU leads 1-0
At Green Bay, Wis.: OU leads 1-0

Date	Result	Location
12/9/89	W, 78-76	Green Bay

Northern Oklahoma 0-2

Games: 2
Series Record: NOC leads 2-0
At Norman: NOC leads 1-0
At Tonkawa, Okla.: NOC leads 1-0

Date	Result	Location
12/11/76	L, 62-61	Tonkawa
1/29/77	L, 66-59	Norman

Northwestern (La.) State 2-0

Games: 1
Series Record: OU leads 1-0
At Norman: OU leads 1-0

Date	Result	Location
11/29/12	W, 96-35	Norman
11/15/18	W, 93-56	Norman

Northwest Missouri State 0-1

Games: 1
Series Record: NMSU leads 1-0
At Springfield, Mo.: NMSU leads 1-0

Date	Result	Location
11/24/78	L, 74-44	Springfield

RECORDS VS. OPPONENTS



Northwestern Oklahoma State 2-6

Games: 8
 Series Record: NW leads 6-2
 At Norman: NW leads 2-1
 At Alva, Okla.: NW leads 3-1
 At Stillwater, Okla.: NW leads 1-0

Date	Result	Location
2/28/75	L, 79-42	Stillwater
2/20/76	L 91-36	Alva
12/3/76	L, 67-63	Norman
2/12/77	L, 73-66	Alva
1/25/78	W, 70-68	Norman
2/18/78	L, 78-60	Alva
1/27/79	L, 73-46	Norman
2/18/79	W, 65-58	Alva

Notre Dame 2-3

Games: 5
 Series Record: ND leads 3-2
 At Seattle: OU leads 1-0
 At West Lafayette, Ind.: ND leads 1-0
 At Dayton, Ohio: ND leads 1-0

Date	Result	Location
12/30/86	W, 57-54	Seattle
3/25/08	L, 79-75 (OT)	West Lafayette
11/28/09	L, 81-71	U.S.V.I.
3/28/10	W, 77-72	Kansas City
3/26/11	L, 78-53	Dayton

Ohio 1-0

Games: 1
 Series Record: OU leads 1-0
 At Las Vegas, Nev.: OU leads 1-0

Date	Result	Location
12/18/11	W, 89-57	Las Vegas

Ohio State 0-4

Games: 4
 Series Record: OSU leads 4-0
 At Norman, Okla.: OSU leads 2-0
 At Columbus, Ohio: OSU leads 2-0

Date	Result	Location
1/9/06	L, 75-71	Columbus
12/20/06	L, 74-67	Norman
12/5/10	L, 95-84	Columbus
12/4/11	L, 69-63	Norman

Oklahoma Baptist 4-0

Games: 4
 Series Record: OU leads 4-0
 At Norman: OU leads 3-0
 At Shawnee, Okla.: OU leads 1-0

Date	Result	Location
11/30/77	W, 104-45	Norman
2/1/78	W, 92-49	Shawnee
11/30/81	W, 82-79	Norman
11/29/84	W, 86-59	Norman

Oklahoma Christian 1-0

Games: 1
 Series Record: OU leads 1-0
 At Norman: OU leads 1-0

Date	Result	Location
11/04/10	W, 91-42	Norman

Oklahoma City 9-0

Games: 9
 Series Record: OU leads 9-0
 At Norman: OU leads 4-0
 At Oklahoma City: OU leads 5-0

Date	Result	Location
12/13/80	W, 86-75	Norman
1/5/81	W, 68-60	Oklahoma City
2/25/81	W, 77-66	Oklahoma City
12/5/81	W, 79-76	Norman
2/16/82	W, 72-71	Norman
2/26/82	W, 61-60	Oklahoma City
2/9/83	W, 94-84	Oklahoma City
12/12/83	W, 100-52	Norman
12/9/84	W, 86-51	Oklahoma City

Oklahoma State 63-47

Games: 110
 Series Record: OU leads 63-47
 At Norman: OU leads 34-15
 At Stillwater, Okla.: Series tied 24-24
 At Boulder, Colo.: OSU leads 1-0
 At Columbia, Mo.: OSU leads 1-0
 At Edmond, Okla.: OSU leads 1-0
 At Lawrence, Kan.: OU leads 1-0
 At Oklahoma City: Tied 1-1
 At Salina, Kan.: OSU leads 2-0
 At Weatherford, Okla.: OU leads 1-0
 At Kansas City, Mo.: Series tied 2-2

Date	Result	Location
1/23/75	L, 70-41	Norman
2/19/75	L, 93-44	Stillwater
12/10/75	L, 76-36	Stillwater
2/6/76	L, 53-47	Norman
2/27/76	L, 68-31	Edmond
1/22/77	L, 73-65	Boulder
1/25/77	L, 52-44	Stillwater
2/9/77	L, 70-50	Norman
3/4/77	L, 45-41	Stillwater
12/6/77	W, 80-74	Norman
2/8/78	L, 74-60	Stillwater
11/29/78	L, 77-62	Norman
2/7/79	L, 62-48	Stillwater
2/23/79	W, 53-48	Weatherford
12/7/79	W, 54-41	Norman
1/19/80	L, 60-54	Columbia
2/6/80	W, 52-45	Stillwater
2/21/80	W, 65-62	Norman
12/10/80	W, 89-79	Norman
1/15/81	W, 75-61	Lawrence
1/31/81	W, 76-68	Stillwater
1/20/82	W, 78-68	Stillwater
2/3/82	W, 71-57	Norman
2/27/82	L, 53-52	Oklahoma City
1/27/83	W, 77-64	Norman
2/16/83	W, 83-82 (OT)	Stillwater
1/24/84	W, 75-72	Norman
2/14/84	L, 79-71	Stillwater
2/3/85	L, 85-76	Stillwater
2/27/85	W, 91-62	Norman
2/5/86	W, 108-68	Norman
3/2/86	W, 86-67	Stillwater
3/5/86	W, 85-50	Norman
1/21/87	L, 84-68	Norman

2/11/87	W, 75-70	Stillwater
1/23/88	W, 83-81	Norman
2/16/88	W, 79-78	Stillwater
1/17/89	L, 71-64	Stillwater
2/4/89	L, 87-68	Norman
1/24/90	L, 99-94	Norman
2/6/90	L, 89-77	Stillwater
3/4/90	L, 87-78	Salina
1/19/91	L, 76-60	Stillwater
2/13/91	L, 72-63	Norman
1/25/92	W, 75-65	Stillwater
2/19/92	W, 98-75	Norman
1/17/93	L, 65-44	Stillwater
2/14/93	W, 64-55	Norman
3/6/93	L, 85-70	Salina
1/16/94	W, 82-60	Norman
2/13/94	L, 77-68	Stillwater
1/28/95	W, 62-61	Stillwater
2/26/95	W, 76-67	Norman
1/14/96	L, 86-79 (2OT)	Norman
2/11/96	L, 62-58	Stillwater
1/29/97	L, 88-57	Norman
2/23/97	L, 67-54	Stillwater
2/7/98	L, 76-54	Norman
2/28/98	L, 69-52	Stillwater
1/13/99	W, 74-58	Norman
2/10/99	W, 61-53	Stillwater
3/2/99	L, 70-56	Kansas City
2/12/00	W, 93-69	Stillwater
3/1/00	W, 77-68	Norman
2/10/01	W, 76-47	Stillwater
2/24/01	W, 88-83 (OT)	Norman
1/9/02	W, 65-48	Norman
1/29/02	W, 66-58	Stillwater
3/6/02	W, 87-56	Kansas City
2/9/03	W, 87-71	Norman
3/1/03	W, 71-57	Stillwater
1/17/04	W, 87-37	Norman
2/28/04	W, 78-44	Stillwater
1/19/05	W, 70-43	Norman
3/3/05	W, 69-58	Stillwater
1/14/06	W, 85-51	Stillwater
1/31/06	W, 70-54	Norman
1/17/07	W, 76-60	Stillwater
2/4/07	W, 78-63	Norman
1/12/08	L, 82-63	Stillwater
2/23/08	W, 81-71	Norman
2/8/09	W, 93-79	Stillwater
2/28/09	W, 73-63	Norman
2/6/10	W, 77-66	Stillwater
3/7/10	W, 95-62	Norman
3/13/10	W, 74-69	Kansas City
1/29/11	W, 82-77	Stillwater
3/2/11	W, 81-66	Norman
1/14/12	L, 66-63	Stillwater
2/4/12	W, 80-71	Norman
2/10/13	W, 80-61	Norman
2/23/13	L, 83-62	Stillwater
2/1/14	W, 81-74	Norman
2/16/14	L, 73-57	Stillwater
1/19/15	W, 73-54	Norman
3/2/15	W, 66-56	Stillwater
1/16/16	L, 73-42	Stillwater
2/3/16	L, 71-69	Norman
3/5/16	W, 61-43	Oklahoma City
1/22/17	W, 68-62	Norman



RECORDS VS. OPPONENTS

2/4/17	W, 66-60	Stillwater
1/7/18	L, 96-82	Stillwater
1/20/18	L, 70-67	Norman
2/6/19	L, 84-74	Stillwater
2/20/19	W, 75-66	Norman
1/8/20	W, 77-75	Stillwater
2/11/20	L, 73-69	Norman
12/15/20	L, 66-53	Norman
2/6/21	L, 91-64	Stillwater
3/12/21	L, 89-80 (OT)	Kansas City

Old Dominion 0-1

Games: 1
 Series Record: ODU leads 1-0
 At Miami: ODU leads 1-0

Date	Result	Location
12/29/92	L, 60-54	Miami

Oral Roberts 21-15

Games: 36
 Series Record: OU leads 21-15
 At Norman: OU leads 10-6
 At Tulsa, Okla.: OU leads 7-6
 At Oklahoma City: Tied 1-1
 At Stillwater, Okla.: OU leads 3-0
 At Tahlequah, Okla.: ORU leads 1-0
 At Weatherford, Okla.: ORU leads 1-0

Date	Result	Location
12/15/76	W, 59-56	Tulsa
1/17/77	L, 62-58	Norman
1/3/78	L, 84-55	Tulsa
2/4/78	L, 81-62	Norman
2/25/78	L, 57-53	Tahlequah
12/5/78	W, 72-64	Norman
1/8/79	L, 62-49	Tulsa
2/24/79	L, 69-66	Weatherford
1/24/80	L, 64-52	Norman
2/2/80	L, 77-63	Tulsa
2/22/80	L, 73-60	Norman
11/29/80	L, 80-76	Tulsa
2/16/81	W, 66-59	Norman
2/26/81	L, 72-62	Oklahoma City
1/18/82	L, 93-72	Tulsa
2/13/82	L, 95-78	Norman
1/4/83	L, 86-72	Tulsa
1/7/84	W, 101-77	Norman
1/11/85	W, 67-66	Tulsa
1/11/86	W, 101-78	Norman
12/4/86	W, 87-72	Tulsa
12/2/87	W, 103-94	Norman
12/10/88	W, 97-83	Tulsa
1/2/93	W, 84-62	Norman
2/10/94	W, 99-48	Norman
12/20/95	W, 63-40	Norman
11/22/96	W, 62-50	Stillwater
12/15/96	W, 66-63	Tulsa
12/28/99	W, 83-66	Norman
11/18/00	W, 87-56	Tulsa
3/17/01	W, 70-64	Norman
11/17/01	W, 73-38	Stillwater
11/23/02	W, 70-42	Tulsa
11/22/03	W, 90-42	Oklahoma City
12/3/05	W, 107-76	Stillwater
12/4/16	L, 74-67	Norman

Oregon 1-1

Games: 2
 Series Record: Tied at 1-1
 At Honolulu: OU leads 1-0
 At Eugene: OU leads 1-0

Date	Result	Location
11/24/12	W, 100-61	Honolulu
11/25/18	L, 94-72	Eugene

Penn State 1-1

Games: 2
 Series Record: Tied 1-1
 At Honolulu: PSU leads 1-0
 At Lubbock, Texas: OU leads 1-0

Date	Result	Location
11/27/88	L, 86-63	Honolulu
12/2/89	W, 92-81	Lubbock

Pepperdine 3-1

Games: 4
 Series Record: OU leads 3-1
 At Denver: OU leads 1-0
 At Malibu, Calif.: OU leads 2-1

Date	Result	Location
1/9/82	L, 75-70 (OT)	Malibu
1/12/84	W, 85-69	Malibu
11/29/04	W, 95-77	Malibu
3/18/06	W, 78-66	Denver

Phillips 3-5

Games: 8
 Series Record: PU leads 5-3
 At Norman: PU leads 3-1
 At Enid, Okla.: Tied 2-2

Date	Result	Location
12/1/77	L, 83-60	Enid
2/16/77	L, 72-34	Norman
12/10/78	L, 84-75	Enid
1/18/78	L, 69-68	Norman
12/12/79	L, 89-71	Norman
2/15/79	W, 75-65	Enid
12/3/82	W, 87-49	Enid
12/6/83	W, 93-57	Norman

Pittsburgh 2-0

Games: 2
 Series Record: OU leads 2-0
 At Amarillo, Texas: OU leads 1-0
 At Oklahoma City: OU leads 1-0

Date	Result	Location
3/25/94	W, 86-77	Amarillo
3/29/09	W, 70-59	Oklahoma City

Portland 1-0

Games: 1
 Series Record: OU leads 1-0
 At Portland, Ore.: OU leads 1-0

Date	Result	Location
1/3/87	W, 83-70	Portland

Portland State 2-0

Games: 2
 Series Record: OU leads 2-0
 At Las Vegas: OU leads 1-0
 At Pullman, Wash.: OU leads 1-0

Date	Result	Location
12/3/84	W, 85-67	Pullman
12/21/16	W, 74-60	Las Vegas

Prairie View A&M 9-0

Games: 9
 Series Record: OU leads 9-0
 At Norman: OU leads 5-0
 At Prairie View, Texas: OU leads 3-0
 At Iowa City, Iowa: OU leads 1-0

Date	Result	Location
11/29/91	W, 121-49	Norman
12/12/91	W, 92-68	Prairie View
12/14/92	W, 105-35	Norman
1/23/92	W, 98-50	Prairie View
12/12/93	W, 101-41	Norman
1/14/93	W, 92-56	Prairie View
3/22/09	W, 76-47	Iowa City
11/28/10	W, 78-55	Norman
11/8/20	W, 94-48	Norman

Purdue 4-0

Games: 4
 Series Record: OU leads 4-0
 At West Lafayette, Ind.: OU leads 1-0
 At Durham, N.C.: OU leads 1-0
 At Lexington, Ky.: OU leads 1-0
 At Oklahoma City: OU leads 1-0

Date	Result	Location
3/20/00	W, 76-74	West Lafayette
11/1/02	W, 80-75	Durham
3/31/09	W, 74-68	Oklahoma City
3/19/16	W, 61-45	Lexington

Rice 2-0

Games: 2
 Series Record: OU leads 2-0
 At Norman: OU leads 1-0
 At Stillwater, Okla.: OU leads 1-0

Date	Result	Location
12/3/92	W, 82-69	Norman
12/30/95	W, 89-59	Stillwater

Quinnipiac 1-0

Games: 1
 Series Record: OU leads 1-0
 At Stanford, Calif.: OU leads 1-0

Date	Result	Location
3/21/15	W, 111-84	Stanford

Rutgers 0-1

Games: 1
 Series Record: RU leads 1-0
 At Miami, Fla.: RU leads 1-0

Date	Result	Location
1/30/85	L, 80-72	Miami

RECORDS VS. OPPONENTS



Sacramento State 1-0

Games: 1
Series Record: OU leads 1-0
At Norman, Okla.: OU leads 1-0

Date	Result	Location
11/13/11	W, 117-55	Norman

St. Gregory's 0-2

Games: 2
Series Record: St. Gregory's leads 2-0
At Norman: St. Gregory's leads 1-0
At Shawnee, Okla.: St. Gregory's leads 1-0

Date	Result	Location
1/30/75	L, 82-57	Norman
2/12/75	L, 88-35	Shawnee

St. Joseph's 0-1

Games: 1
Series Record: St. Joseph's leads 1-0
At Miami, Fla.: St. Joseph's leads 1-0

Date	Result	Location
1/5/85	L, 76-75	Miami

St. John's (N.Y.) 0-1

Games: 1
Series Record: St. John's leads 1-0
At Norman, Okla.: St. John's leads 1-0

Date	Result	Location
3/20/12	L, 74-70	Norman

Saint Louis 2-0

Games: 2
Series Record: OU leads 2-0
At St. Louis: OU leads 1-0
At Norman: OU leads 1-0

Date	Result	Location
12/30/08	W, 87-61	St. Louis
11/18/12	W, 68-33	Norman

Sam Houston State 4-1

Games: 5
Series Record: OU leads 4-1
At Norman: OU leads 4-1

Date	Result	Location
11/24/90	L, 90-86	Norman
12/2/00	W, 97-60	Norman
11/26/03	W, 79-52	Norman
12/1/10	W, 94-45	Norman
12/15/19	W, 95-72	Norman

Samford 1-0

Games: 1
Series Record: OU leads 1-0
Norman, Okla.: OU leads 1-0

Date	Result	Location
12/29/13	W, 66-35	Norman

San Diego 4-0

Games: 4
Series Record: OU leads 4-0
At Norman: OU leads 2-0
At San Diego, Calif.: OU leads 2-0

Date	Result	Location
1/4/82	W, 72-54	San Diego
1/15/83	W, 100-50	Norman
12/21/00	W, 84-39	Norman
12/21/01	W, 65-63 (2OT)	San Diego

San Diego State 1-1

Games: 2
Series Record: Tied 1-1
At San Diego, Calif.: SDSU leads 1-0
At U.S. V.I.: OU leads 1-0

Date	Result	Location
1/6/82	L, 68-65	San Diego
11/27/09	W, 87-48	U.S. V.I.

San Francisco 1-0

Games: 1
Series Record: OU leads 1-0
At San Francisco: OU leads 1-0

Date	Result	Location
11/26/06	W, 53-51	San Francisco

Siena 1-0

Games: 1
Series Record: OU leads 1-0
At Malibu, Calif.: OU leads 1-0

Date	Result	Location
11/28/04	W, 85-70	Malibu

Simon Fraser 1-0

Games: 1
Series Record: OU leads 1-0
At Stanford, Calif.: OU leads 1-0

Date	Result	Location
12/29/88	W, 83-66	Stanford

Simpson 1-0

Games: 1
Series Record: OU leads 1-0
At Wichita, Kan.: OU leads 1-0

Date	Result	Location
1/7/77	W, 88-69	Wichita

South Carolina 3-0

Games: 3
Series Record: OU leads 3-0
At Columbia, S.C.: OU leads 1-0
At Norman: OU leads 1-0
At U.S. V.I.: OU leads 1-0

Date	Result	Location
12/7/06	W, 78-51	Columbia
12/30/07	W, 95-63	Norman
11/26/09	W, 75-67	U.S. V.I.

South Dakota 1-0

Games: 1
Series Record: OU leads 1-0
At Norman: OU leads 1-0

Date	Result	Location
12/20/20	W, 80-73	Norman

South Dakota State 2-1

Games: 3
Series Record: OU leads 2-1
At Norman: OU leads 2-0
At Brookings: USD 1-0

Date	Result	Location
3/21/10	W, 68-57	Norman
11/23/17	W, 74-60	Norman
12/6/17	L, 67-61	Brookings

South Florida 1-2

Games: 3
Series Record: USF leads 2-1
At Norman: OU leads 1-0
At Tampa: USF leads 1-0
At U.S. V.I.: USF leads 1-0

Date	Result	Location
11/27/14	L, 83-68	U.S. V.I.
12/9/17	W, 79-74	Norman
11/18/18	L, 87-70	Tampa

Southeast Missouri State 4-0

Games: 4
Series Record: OU leads 4-0
At Norman: OU leads 3-0
At Austin, Texas: OU leads 1-0

Date	Result	Location
12/28/03	W, 87-59	Norman
11/24/04	W, 83-48	Norman
11/19/05	W, 84-62	Norman
3/17/07	W, 74-60	Austin

Southeastern Louisiana 1-0

Games: 1
Series Record: OU leads 1-0
At Hammond, La.: OU leads 1-0

Date	Result	Location
1/6/90	W, 88-86	Hammont

Southeastern Oklahoma State 4-2

Games: 6
Series Record: OU leads 4-2
At Durant, Okla.: SEOS leads 2-1
At Norman: OU leads 3-0

Date	Result	Location
1/21/76	L, 56-45	Durant
2/4/76	W, 37-35	Norman
2/2/77	W, 68-56	Norman
2/26/77	L, 63-39	Durant
2/6/78	W, 59-47	Durant
2/22/78	W, 73-43	Norman



RECORDS VS. OPPONENTS

SMU 8-5

Games: 13
Series Record: OU leads 7-5
At Norman: OU leads 4-2
At Dallas, Texas: OU leads 4-3

Date	Result	Location
1/5/92	W, 82-73	Norman
2/17/92	L, 69-63	Dallas
12/5/93	L, 72-66	Norman
1/2/94	W, 99-72	Dallas
12/5/96	L, 96-87	Norman
12/7/97	L, 91-82	Dallas
12/9/01	W, 101-71	Norman
11/5/02	W, 91-70	Dallas
12/21/03	L, 71-68	Dallas
12/3/04	W, 85-63	Dallas
11/13/06	W, 80-43	Norman
11/17/17	W, 87-75	Norman
12/22/18	W, 77-61	Dallas

Stetson 1-0

Games: 1
Series Record: OU leads 1-0
At Norman: OU leads 1-0

Date	Result	Location
11/8/13	W, 78-60	Norman

Southern 1-1

Games: 2
Series Record: Tied 1-1
At Norman: OU leads 1-0
At Nacogdoches, Texas: SU leads 1-0

Date	Result	Location
3/9/78	L, 77-49	Nacogdoches
12/29/94	W, 100-72	Norman

Southern California 0-1

Games: 1
Series Record: USC leads 1-0
At Los Angeles: USC leads 1-0

Date	Result	Location
12/5/81	L, 84-55	Los Angeles

Southern Illinois 2-1

Games: 3
Series Record: OU leads 2-1
At Norman: OU leads 1-0
At Springfield, Mo.: OU leads 1-0
At Pullman, Wash.: SIU leads 1-0

Date	Result	Location
11/24/80	W, 58-46	Springfield
12/2/84	L, 82-62	Pullman
11/13/16	W, 80-48	Norman

Southern Nazarene 2-0

Games: 2
At Norman: OU leads 1-0
At Bethany, Okla.: SNU leads 1-0

Date	Result	Location
12/5/74	L, 44-43	Bethany
2/15/75	W, 57-37	Norman

Southern Utah 0-1

Games: 1
Series Record: USU leads 1-0
At Stillwater, Okla.: USU leads 1-0

Date	Result	Location
11/23/97	L, 64-63	Stillwater

Southwestern Oklahoma State 1-3

Games: 4
Series Record: SWOSU leads 3-1
At Edmond, Okla.: SWOSU leads 1-0
At Stillwater, Okla.: SWOSU leads 1-0
At Weatherford, Okla.: Tied 1-1

Date	Result	Location
2/8/75	L, 63-47	Edmond
2/24/76	L, 72-41	Weatherford
3/5/77	L, 54-42	Stillwater
2/23/79	W, 79-35	Weatherford

Stanford 2-6

Games: 8
Series Record: SU leads 6-2
At Norman: OU leads 2-0
At San Antonio: SU leads 2-0
At Stanford, Calif.: SU leads 3-0
At Tempe, Ariz.: SU leads 1-0

Date	Result	Location
12/30/88	L, 91-66	Stanford
12/27/01	W, 102-98 (OT)	Norman
3/19/01	W, 67-50	Norman
1/3/03	L, 58-38	Stanford
3/22/04	L, 68-43	Tempe
3/25/06	L, 88-74	San Antonio
4/04/10	L, 73-66	San Antonio
3/23/15	L, 86-76	Stanford

Stephen F. Austin 6-4

Games: 10
Series Record: OU leads 6-4
At Norman: OU leads 4-1
At Nacogdoches, Texas: Tied 2-2
At San Antonio: SFA leads 1-0

Date	Result	Location
3/8/78	L, 106-54	Nacogdoches
1/27/81	L, 70-49	Nacogdoches
12/12/82	L, 64-62	Norman
11/22/98	L, 82-58	San Antonio
12/29/99	W, 91-72	Norman
12/5/99	W, 61-47	Nacogdoches
12/5/03	W, 77-55	Norman
12/13/04	W, 79-52	Nacogdoches
12/8/10	W, 84-57	Norman
11/20/19	W, 75-62	Norman

Syracuse 1-0

Games: 1
Series Record: OU leads 1-0
At Las Vegas: OU leads 1-0

Date	Result	Location
12/19/11	W, 82-63	Las Vegas

Tennessee 1-5

Games: 6
Series Record: UT leads 5-1
At Norman: UT leads 1-0
At Knoxville, Tenn.: UT leads 2-0
At Tampa, Fla.: UT leads 1-0
At Oklahoma City: Tied 1-1

Date	Result	Location
11/11/03	L, 94-68	Knoxville
12/21/04	L, 71-55	Norman
11/15/07	L, 70-67	Tampa
2/2/09	W, 80-70	Oklahoma City
1/3/10	L, 96-75	Knoxville
3/31/13	L, 74-59	Oklahoma City

Tennessee Tech 1-1

Games: 2
Series Record: Tied 1-1
At Honolulu: TTU leads 1-0

Date	Result	Location
12/21/00	L, 74-64	Honolulu

Texas 26-36

Games: 62
Series Record: UT leads 36-26
At Norman: OU leads 15-12
At Oklahoma City: Tied 1-1
At Austin, Texas: UT leads 10-9
At Dallas: Tied 1-1
At Lubbock, Texas: UT leads 1-0
At Kansas City, Mo.: UT leads 2-0

Date	Result	Location
11/17/80	L, 66-47	Norman
2/10/81	L, 71-54	Austin
3/11/82	L, 87-78	Lubbock
3/20/86	L, 85-59	Austin
11/30/94	L, 84-78	Austin
12/7/95	W, 95-85	Norman
1/7/97	L, 87-69	Austin
1/22/97	L, 76-58	Norman
1/7/98	L, 78-44	Austin
1/17/98	W, 97-84	Norman
1/23/99	L, 81-73	Austin
2/3/99	W, 71-69	Norman
1/19/00	W, 76-73	Austin
2/16/00	L, 77-70	Norman
3/8/00	L, 71-68	Kansas City
1/10/01	W, 85-74	Norman
2/28/01	W, 65-54	Austin
1/19/02	W, 89-69	Norman
2/19/02	L, 68-62 (OT)	Austin
1/29/03	L, 60-54	Norman
3/5/03	L, 78-66	Austin
1/10/04	L, 63-58	Austin
3/2/04	L, 57-54	Norman
3/13/04	W, 66-47	Dallas
1/26/05	L, 83-71 OT	Norman
2/26/05	L, 72-36	Austin
3/9/05	L, 65-59	Kansas City
1/25/06	W, 75-57	Norman
2/15/06	W, 61-54	Austin
1/31/07	L, 67-62	Austin
2/12/07	W, 78-58	Norman
3/7/07	W, 67-58	Oklahoma City
2/3/08	W, 74-58	Austin
3/2/08	L, 65-50	Norman
1/25/09	W, 89-69	Norman

RECORDS VS. OPPONENTS



3/8/09	W, 74-62	Austin
2/03/10	L, 75-57	Norman
2/27/10	W, 75-60	Austin
1/16/11	W, 71-67 (OT)	Austin
2/19/11	W, 91-62	Norman
1/21/12	W, 73-67	Norman
2/25/12	L, 87-62	Austin
1/5/13	W, 78-70	Austin
1/19/13	W, 69-56	Norman
1/8/14	L, 79-74 (OT)	Austin
2/19/14	W, 64-63	Norman
3/8/14	L, 82-72	Oklahoma City
1/14/15	W, 70-59	Norman
1/29/15	L, 84-81 (2OT)	Austin
3/8/15	L, 66-56	Oklahoma City
1/23/16	L, 83-76	Austin
2/14/16	W, 74-56	Norman
1/17/17	L, 86-68	Austin
2/18/17	W, 74-73	Norman
12/28/17	L, 88-78	Norman
2/27/18	L, 66-79	Austin
1/9/19	L, 63-73	Austin
2/2/19	L, 67-76	Norman
1/28/20	L, 70-56	Norman
2/29/20	L, 86-76	Austin
2/3/21	L, 58-69	Norman
2/27/21	W, 68-63 (OT)	Austin

Texas-Arlington 10-3

Games: 13
 Series Record: OU leads 10-3
 At Norman: OU leads 6-2
 At Arlington, Texas: OU leads 4-1

Date	Result	Location
11/19/80	W, 61-59	Norman
2/4/80	W, 60-56	Arlington
2/5/82	W, 70-56	Norman
11/27/84	W, 92-66	Norman
12/4/85	W, 103-48	Arlington
11/29/86	W, 86-72	Arlington
12/8/87	W, 94-61	Norman
1/7/89	W, 86-75	Arlington
1/3/90	L, 80-78	Norman
12/10/92	L, 94-93	Norman
2/2/93	L, 80-59	Arlington
12/03/09	W, 100-67	Norman
11/20/13	W, 99-46	Norman

Texas Rio Grande Valley 5-0

Games: 5
 Series Record: OU leads 5-0
 At Norman: OU leads 5-0

Date	Result	Location
11/25/89	W, 120-36	Norman
11/27/94	W, 88-68	Norman
12/17/96	W, 97-57	Norman
11/26/10	W, 116-66	Norman
12/8/16	W, 92-53	Norman

Texas-San Antonio 6-0

Games: 6
 Series Record: OU leads 6-0
 At Norman: OU leads 4-0
 At San Antonio, Texas: OU leads 1-0
 At Las Cruces, N.M.: OU leads 1-0

Date	Result	Location
11/28/87	W, 67-63	Las Cruces
1/21/91	W, 93-86	Norman
11/25/92	W, 102-70	Norman
11/23/98	W, 66-53	San Antonio
11/23/99	W, 80-40	Norman
12/13/15	W, 80-41	Norman

Texas A&M 27-21

Games: 48
 Series Record: OU leads 27-21
 At Norman: OU leads 17-3
 At College Station, Texas: TAMU leads 11-8
 At Dallas: OU leads 1-0
 At Denton, Texas: OU leads 1-0
 At Kansas City, Mo.: TAMU leads 3-1
 At Springfield, Mo.: TAMU leads 1-0
 At Oklahoma City: TAMU leads 2-0

Date	Result	Location
11/26/79	L, 52-45	Springfield
2/3/79	W, 58-49	Denton
1/11/80	L, 71-53	College Station
12/10/82	W, 83-55	Norman
12/6/86	W, 93-62	Norman
12/5/90	L, 101-86	College Station
12/9/91	L, 83-71	Norman
12/18/94	W, 90-69	Norman
12/18/95	L, 99-74	College Station
1/4/97	W, 71-69	Norman
2/5/97	L, 66-63	College Station
1/3/98	W, 84-76	Norman
1/21/98	L, 91-83	College Station
2/6/99	W, 83-71	College Station
2/24/99	W, 95-69	Norman
1/12/00	W, 87-59	Norman
1/26/00	W, 79-72	College Station
1/17/01	W, 97-84	Norman
1/31/01	W, 93-70	College Station
1/26/02	W, 72-40	College Station
2/9/02	W, 67-51	Norman
1/18/03	W, 77-39	Norman
2/5/03	L, 69-61	College Station
1/14/04	W, 65-56 (OT)	College Station
2/7/04	W, 56-46	Norman
3/9/04	W, 60-47	Dallas
1/9/05	W, 73-53	Norman
1/22/05	W, 63-51	College Station
3/8/05	W, 86-65	Kansas City
1/28/06	W, 81-72	College Station
2/18/06	W, 73-54	Norman
1/27/07	L, 54-52	Norman
2/10/07	L, 78-68	College Station
2/12/08	W, 68-56	Norman
3/6/08	L, 73-59	College Station
1/18/09	W, 71-59	Norman
2/23/09	L, 57-56	College Station
3/14/09	L, 74-62	Oklahoma City
1/17/10	W, 74-65	Norman
3/02/10	L, 78-55	College Station
3/14/10	L, 74-67	Kansas City

1/26/11	L, 80-78	Norman
2/9/11	L, 82-71	College Station
3/11/11	L, 81-68	Kansas City
1/8/12	L, 75-58	College Station
2/21/12	W, 64-55	Norman
3/9/12	L, 79-66	Kansas City
12/20/15	L, 74-68	Oklahoma City

TCU 23-11

Games: 34
 Series Record: OU leads 23-11
 At Norman: OU leads 14-3
 At Fort Worth, Texas: OU leads 10-6
 At Oklahoma City: TCU leads 1-0

Date	Result	Location
1/3/92	W, 103-82	Norman
2/24/93	L, 79-73	Fort Worth
12/21/95	W, 89-70	Fort Worth
2/28/95	W, 92-44	Norman
11/25/96	W, 103-81	Fort Worth
12/7/96	W, 93-47	Norman
11/20/99	W, 78-66	Norman
12/7/00	W, 94-74	Fort Worth
11/27/02	W, 76-60	Norman
12/14/03	W, 68-64	Fort Worth
12/9/05	L, 81-65	Fort Worth
11/31/06	W, 77-63	Norman
11/21/09	W, 74-70	Norman
2/2/11	L, 76-69	Fort Worth
12/28/11	W, 82-54	Norman
1/9/13	W, 85-79	Fort Worth
1/30/13	W, 74-53	Norman
1/25/14	W, 63-52	Norman
3/1/14	L, 76-66	Fort Worth
1/17/15	W, 97-81	Fort Worth
2/14/15	W, 77-54	Norman
1/6/16	W, 78-65	Fort Worth
2/6/16	W, 77-64	Norman
1/1/17	W, 87-72	Norman
2/25/17	W, 73-64	Fort Worth
1/4/18	W, 84-71	Norman
1/27/18	L, 58-62	Oklahoma City
3/3/18	L, 79-90	Oklahoma City
1/22/19	L, 86-71	Fort Worth
3/2/19	L, 76-63	Norman
1/19/20	L, 82-63	Norman
3/4/20	L, 96-71	Fort Worth
2/24/21	W, 76-60	Fort Worth
3/7/21	L, 83-79	Norman

Texas State 3-0

Games: 3
 Series Record: OU leads 3-0
 At Norman: OU leads 2-0
 At San Marcos, Texas: OU leads 1-0

Date	Result	Location
12/9/88	W, 92-74	San Marcos
11/21/05	W, 76-57	Norman
12/13/20	W, 52-40	Norman



RECORDS VS. OPPONENTS

Texas Southern 3-1

Games: 4
Series Record: OU leads 3-1
At Norman: OU leads 3-0
At Denton, Texas: TSU leads 1-0

Date	Result	Location
2/7/81	L, 80-72	Denton
2/10/82	W, 82-70 (OT)	Norman
12/15/85	W, 103-71	Norman
12/19/88	W, 81-72	Norman

Texas Tech 39-26

Games: 65
Series Record: OU leads 39-26
At Norman: OU leads 20-10
At Lubbock, Texas: OU leads 16-15
At Oklahoma City: TTU leads 1-0
At Miami: TTU leads 1-0
At Boise, Idaho: OU leads 1-0
At Kansas City, Mo.: OU leads 1-0

Date	Result	Location
12/1/80	L, 65-58	Lubbock
1/26/80	L, 55-48	Norman
1/12/81	W, 69-56	Norman
2/2/81	L, 79-70	Lubbock
2/18/82	L, 93-86	Lubbock
12/11/83	W, 93-91 (OT)	Norman
12/3/89	L, 64-54	Lubbock
12/16/90	L, 88-80	Norman
12/6/91	L, 66-50	Lubbock
12/28/93	L, 93-56	Miami
12/21/94	L, 80-75	Lubbock
1/29/95	L, 66-64	Norman
1/15/97	L, 67-55	Lubbock
2/19/97	L, 63-49	Norman
2/11/98	L, 79-63	Lubbock
2/19/98	L, 94-59	Norman
1/6/99	L, 93-69	Lubbock
1/27/99	L, 89-87	Norman
1/8/00	W, 82-76	Norman
2/19/00	L, 86-81	Lubbock
1/28/01	W, 84-66	Norman
2/17/01	W, 80-75	Lubbock
1/5/02	W, 80-68	Lubbock
25/27/02	W, 75-56	Norman
3/23/02	W, 72-62	Boise
1/15/03	L, 80-71	Norman
2/19/03	L, 59-48	Lubbock
2/10/04	W, 68-62	Lubbock
2/25/04	W, 65-53	Norman
1/5/05	L, 70-64	Lubbock
2/23/05	L, 83-70	Norman
1/18/06	W, 63-57	Norman
3/1/06	W, 60-59	Lubbock
1/22/07	W, 86-81 (2OT)	Norman
2/17/07	W, 70-67	Lubbock
1/23/08	W, 78-39	Norman
2/27/08	W, 65-55	Norman
2/17/09	W, 80-72	Lubbock
3/4/09	W, 61-49	Norman
1/09/10	W, 73-58	Norman
1/30/10	W, 70-66	Lubbock
1/19/11	W, 71-61	Norman
3/5/11	L, 65-61	Lubbock
3/9/11	W, 71-69	Kansas City
1/11/12	W, 71-68	Norman
2/29/12	W, 71-62	Lubbock

1/12/13	W, 65-55	Norman
3/4/13	W, 77-73	Lubbock
1/2/14	W, 68-38	Lubbock
3/3/14	W, 87-32	Norman
1/10/15	W, 75-58	Lubbock
1/24/15	W, 70-64	Norman
1/20/16	W, 92-53	Norman
3/1/16	W, 70-60	Lubbock
1/14/17	W, 66-45	Norman
2/11/17	W, 64-56	Lubbock
1/10/18	W, 73-52	Lubbock
2/24/18	W, 79-61	Norman
1/2/19	W, 66-61	Norman
3/5/19	L, 82-88	Lubbock
3/8/19	L, 84-104	Oklahoma City
1/22/20	L, 89-84 (OT)	Lubbock
3/7/20	L, 106-94	Norman
1/6/21	W, 75-74	Lubbock
3/1/21	W, 88-79	Norman

Tulane 1-1

Games: 2
Series Record: Tied 1-1
At Norman: OU leads 1-0
At New Orleans: Tulane leads 1-0

Date	Result	Location
1/8/87	W, 84-53	Norman
1/9/88	L, 82-75	New Orleans

Tulsa 26-2

Games: 28
Series Record: OU leads 26-2
At Norman: OU leads 11-1
At Edmond, Okla.: OU leads 1-0
At Enid, Okla.: OU leads 1-0
At Tulsa, Okla.: OU leads 12-1
At Stillwater, Okla.: OU leads 1-0
At Tahlequah, Okla.: OU leads 1-0

Date	Result	Location
2/18/76	L, 58-55	Norman
2/28/76	W, 57-53	Edmond
12/9/78	W, 95-52	Enid
12/18/78	W, 80-68	Tulsa
2/11/78	W, 94-45	Norman
2/23/78	W, 82-55	Tahlequah
11/11/79	W, 57-47	Tulsa
2/10/79	W, 69-54	Norman
2/22/80	W, 68-55	Tulsa
1/5/80	W, 77-40	Norman
1/29/81	W, 87-57	Norman
2/14/81	W, 106-68	Tulsa
2/14/82	W, 90-59	Tulsa
1/27/82	W, 87-62	Norman
2/4/83	W, 99-60	Norman
2/7/84	W, 82-64	Tulsa
2/11/86	W, 91-32	Norman
1/12/87	W, 62-39	Tulsa
2/29/00	W, 93-70	Norman
11/17/01	W, 80-49	Tulsa
2/18/02	W, 75-52	Stillwater
2/22/03	W, 65-61	Tulsa
12/4/05	L, 67-59	Tulsa (ORU)
12/2/06	W, 72-49	Tulsa
12/8/07	W, 67-47	Tulsa
12/21/09	W, 94-42	Norman
12/9/15	W, 75-62	Tulsa

12/11/16	W, 85-68	Norman
----------	----------	--------

UAB 1-2

Games: 3
Series Record: UAB leads 2-1
At Cancun, Mexico: OU leads 1-0
At Bimini, Bahamas: UAB leads 1-0
At Norman: OU leads 1-0

Date	Result	Location
2/27/98	L, 62-61	Cancun
11/22/18	L, 84-89	Bimini
11/10/19	W, 82-75	Norman

UCLA 3-3

Games: 6
Series Record: Tied 3-3
At Columbus, Ohio: OU leads 1-0
At Los Angeles: UCLA leads 2-1
At Norman: Tied 1-1

Date	Result	Location
1/8/82	L, 82-63	Los Angeles
2/5/06	W, 83-78	Norman
11/21/06	W, 77-68	Los Angeles
11/14/12	L, 86-80	Norman
3/25/13	W, 85-72	Columbus
11/24/13	L, 82-76	Los Angeles

UC Santa Barbara 1-1

Games: 2
Series Record: Tied 1-1
At Santa Barbara, Calif.: Tied 1-1

Date	Result	Location
1/10/84	W, 95-48	Santa Barbara
2/29/91	L, 105-95 (OT)	Santa Barbara

UNLV 1-1

Games: 2
Series Record: Tied 1-1
At Norman: UNLV leads 1-0
At Las Vegas: OU leads 1-0

Date	Result	Location
11/26/80	L, 71-51	Norman
2/8/81	W, 96-85	Las Vegas

USAO 0-5

Games: 5
Series Record: USAO leads 5-0
At Norman: USAO leads 2-0
At Chickasha, Okla.: USAO leads 2-0
At Stillwater, Okla.: USAO leads 1-0

Date	Result	Location
1/21/75	L, 56-42	Norman
2/22/75	L, 62-41	Chickasha
3/1/75	L, 97-60	Stillwater
12/2/76	L, 86-60	Chickasha
1/24/76	L, 78-53	Norman

RECORDS VS. OPPONENTS



Utah 4-0

Games: 4
 Series Record: OU leads 4-0
 At Norman: OU leads 1-0
 At Freeport, Bahamas: OU leads 1-0
 At Salt Lake City: OU leads 1-0
 At Pullman, Wash.: OU leads 1-0

Date	Result	Location
2/2/95	W, 72-68	Pullman
2/7/04	W, 73-65	Norman
2/21/05	W, 72-59	Salt Lake City
11/26/15	W, 70-55	Freeport

Vanderbilt 1-2

Games: 3
 Series Record: Vanderbilt leads 2-1
 At Norman: Tied 1-1
 At Nashville, Tenn.: Vanderbilt leads 1-0

Date	Result	Location
3/16/86	W, 86-67	Norman
11/26/11	L, 78-66	Nashville
12/16/12	L, 76-63	Norman

VCU 1-0

Games: 1
 Series Record: OU leads 1-0
 At Nassau, Bahamas: OU leads 1-0

Date	Result	Location
2/29/96	W, 84-52	Nassau

Villanova 1-0

Games: 1
 Series Record: OU leads 1-0
 At Norman: OU leads 1-0

Date	Result	Location
3/18/02	W, 66-53	Norman

Washington 2-3

Games: 5
 Series Record: UW leads 3-2
 At Norman: OU leads 1-0
 At Seattle, Wash.: UW leads 2-1
 At Spokane, Wash.: UW leads 1-0

Date	Result	Location
2/31/87	L, 83-64	Seattle
3/24/01	L, 84-67	Spokane
11/14/14	W, 90-80	Norman
12/6/15	W, 71-68	Seattle
3/21/17	L, 108-82	Seattle

Washington State 1-1

Games: 2
 Series Record: Tied 1-1
 At Pullman, Wash.: OU leads 1-0
 At College Station, Texas: WSU leads 1-0

Date	Result	Location
11/23/91	L, 84-50	College Station
2/3/95	W, 85-79	Pullman

West Texas A&M 2-0

Games: 2
 Series Record: OU leads 2-0
 At Norman: OU leads 1-0
 At Canyon, Texas: OU leads 1-0

Date	Result	Location
12/30/86	W, 80-56	Canyon
12/20/87	W, 82-63	Norman

West Virginia 12-10

Games: 22
 Series Record: OU leads 12-10
 At Norman: OU leads 6-4
 At Morgantown, W. Va.: WVU leads 5-4
 At Dallas: OU leads 2-0
 At Oklahoma City: WVU leads 1-0

Date	Result	Location
11/26/89	L, 83-65	Norman
1/2/13	W, 71-68	Norman
2/3/13	L, 82-63	Morgantown
3/9/13	W, 65-64	Dallas
1/18/14	L, 77-63	Morgantown
2/13/14	L, 76-75	Norman
1/4/15	W, 71-60	Norman
2/1/15	L, 78-69	Morgantown
3/7/15	W, 67-55	Dallas
1/27/16	W, 57-54	Norman
2/17/16	L, 63-55	Morgantown
1/8/17	L, 83-73	Morgantown
2/7/17	W, 90-87 (2OT)	Norman
3/4/17	L, 82-58	Oklahoma City
2/3/18	W, 76-57	Norman
2/17/18	W, 79-77 (OT)	Morgantown
1/13/19	L, 56-66	Norman
2/23/19	W, 80-69	Morgantown
1/15/20	W, 73-49	Morgantown
2/5/20	W, 68-58	Norman
1/3/21	L, 90-72	Norman
2/13/21	W, 72-71	Morgantown

Western Illinois 2-0

Games: 2
 Series Record: OU leads 2-0
 At Norman: OU leads 2-0

Date	Result	Location
11/19/10	W, 84-43	Norman
12/4/13	W, 97-80	Norman

Western Kentucky 2-1

Games: 3
 Series Record: OU leads 2-1
 Norman: OU leads 1-0
 At Bowling Green, Ky.: Series tied 1-1

Date	Result	Location
11/25/86	W, 89-81	Bowling Green
11/9/18	W, 90-83	Norman
12/4/19	L, 74-63	Bowling Green

Wichita State 13-7

Games: 20
 Series Record: OU leads 13-7
 At Norman: OU leads 7-1
 At Wichita, Kan.: WSU leads 6-4
 At Springfield, Mo.: OU leads 2-0

Date	Result	Location
1/6/77	L, 70-58	Wichita
11/25/79	W, 61-50	Springfield
11/22/80	W, 62-56	Springfield
12/10/80	W, 75-62	Wichita
2/12/80	L, 59-53 (OT)	Norman
12/23/81	L, 85-59	Wichita
1/24/81	W, 93-76	Norman
1/23/82	W, 67-60	Norman
3/1/82	L, 93-73	Wichita
1/8/83	L, 93-81 (2OT)	Wichita
3/2/83	W, 92-64	Norman
12/21/84	W, 85-68	Wichita
12/16/96	W, 65-54	Norman
12/3/97	L, 71-56	Wichita
3/12/99	W, 75-67	Wichita
11/29/02	W, 89-68	Norman
12/9/03	W, 70-64	Wichita
12/30/04	W, 89-50	Norman
11/10/13	W, 89-70	Norman
11/30/19	L, 88-83	Wichita

Winthrop 1-0

Games: 1
 Series Record: OU leads 1-0
 At Norman: OU leads 1-0

Date	Result	Location
11/13/15	W, 78-48	Norman

Wisconsin 0-1

Games: 1
 Series Record: UW leads 1-0
 At Madison, Wis.: UW leads 1-0

Date	Result	Location
11/24/01	L, 97-77	Madison

Xavier 2-0

Games: 2
 Series Record: OU leads 2-0
 At Las Vegas: OU leads 2-0

Date	Result	Location
12/20/11	W, 73-51	Las Vegas
12/19/16	W, 81-69	Las Vegas

Yale 1-0

Games: 1
 Series Record: OU leads 1-0
 At Norman: OU leads 1-0

Date	Result	Location
12/30/14	W, 71-60	Norman



RECORDS VS. OPPONENTS

LONGEST ACTIVE WINNING STREAKS

Rk.	Opponent	No.	First Win	Last Win
1.	Prairie View A&M	9	Nov. 29, 1991	Nov. 8, 2020
2.	Missouri	6	Jan. 31, 2009	March 8, 2012
	Stephen. F. Austin	6	Dec. 29, 1999	Nov. 20, 2019
	UTSA	6	Nov. 28, 1987	Dec. 13, 2015
5.	UTRGV	5	Nov. 25, 1989	Dec. 8, 2016
	Creighton	5	Dec. 2, 1985	Dec. 1, 2013
	Tulsa	5	Dec. 2, 2006	Dec. 11, 2016

LONGEST ACTIVE LOSING STREAKS

Rk.	Opponent	No.	First Win	Last Win
1.	Connecticut	13	Dec. 29, 1999	Dec. 22, 2019
	Baylor	13	Jan. 3, 2016	Feb. 21, 2021
3.	Stanford	5	Jan. 3, 2003	March 23, 2015
4.	Ohio State	4	Jan. 9, 2006	Dec. 4, 2011
	Oklahoma State	4	Feb. 11, 2020	March 12, 2021

MOST SERIES MEETINGS

Rk.	Opponent	GP	Record	Last Meeting
1.	Oklahoma State	110	63-47	March 12, 2021
2.	Kansas	75	42-33	Jan. 27, 2021
3.	Kansas State	71	42-29	March 7, 2021
4.	Iowa State	68	41-27	Feb. 9, 2021
5.	Texas Tech	65	39-26	March 1, 2021
6.	Texas	62	26-36	Feb. 27, 2021
7.	Baylor	59	26-33	Feb. 21, 2021
7.	Missouri	59	30-29	March 8, 2012
9.	Colorado	56	22-34	Feb. 23, 2011
10.	Nebraska	50	27-23	Jan. 8, 2011

MOST SERIES WINS

Rk.	Opponent	GP	Wins	Record	Last Meeting
1.	Oklahoma State	110	63	63-47	March 12, 2021
T2.	Kansas	75	42	42-33	Jan. 27, 2021
T2.	Kansas State	71	42	42-29	March 7, 2021
4.	Iowa State	68	41	41-27	Feb. 9, 2021
5.	Texas Tech	65	39	39-26	March 1, 2021

MOST SERIES LOSSES

Rk.	Opponent	GP	Losses	Rec.	Last Meeting
1.	Oklahoma State	105	47	63-47	March 12, 2021
2.	Texas	62	36	26-26	Feb. 27, 2021
3.	Colorado	56	34	22-34	Feb. 23, 2011
T4.	Kansas	75	33	42-33	Jan. 27, 2021
T4.	Baylor	59	33	26-33	Feb. 21, 2021

HIGHEST WINNING PERCENTAGE (MIN. 10 MEETINGS)

Rk.	Opponent	GP	Record	Pct.	Last Meeting
1.	Tulsa	28	26-2	.929	Dec. 11, 2016
2.	North Texas	24	21-3	.875	Nov. 16, 2015
3.	New Mexico	13	10-3	.769	Nov. 28, 2019
4.	UT Arlington	13	10-3	.769	Nov. 20, 2013
5.	TCU	28	23-11	.676	March 7, 2021



MEDIA INFORMATION



MADI
WILLIAMS



ATHLETICS COMMUNICATIONS

» OU ATHLETICS COMMUNICATIONS OFFICE

The OU Athletics Communications Office is located on the second floor of Gaylord Family-Oklahoma Memorial Stadium (northwest corner), approximately 1.5 miles north of Lloyd Noble Center.

Main Office Phone/Fax: (405) 325-8231/(405) 325-7623

Address: 180 W. Brooks, Room 2525, Norman, OK 73019

Lloyd Noble Center Press Row: (405) 325-1024

Assistant AD/Communications: Mike Houck

Email: mhouck@ou.edu

Associate Director: Brent Beerends

Email: beerends@ou.edu

Associate Director: Eric HOLLIER

Email: ehollier@ou.edu

Assistant Director: Patrick Dunn

Email: patrickjdunn@ou.edu

Assistant Director: Lindsey Morrison

Email: lindseymorrison@ou.edu

Assistant Director: Josh Poteet

Email: jpoteet@ou.edu

Research Fellow: Macy Parmer

Email: macyparmer@ou.edu

Research Fellow: William Soule

Email: williamsoule@ou.edu

Student Assistant: Noa Gonzales

Email: Noa.J.Gonzales-1@ou.edu

Student Assistant: Abby Hosterman

Email: abigail.a.hosterman@ou.edu



Mike Houck
Assistant AD



Brent Beerends
Associate Director



Eric Hollier
Associate Director



Josh Poteet
Assistant Director




Patrick Dunn
Assistant Director



Lindsey Morrison
Assistant Director



Macy Parmer
Research Fellow



William Soule
Research Fellow



Matt Archibald
Director of Digital Production

» BIG 12 OPPONENT CONTACTS

School	Contact	Office Phone
Baylor	Krista Pirtle	254-710-2743
Iowa State	Nicole Leusink	(515) 294-7961
Kansas	Doug Self	(785) 393-4978
Kansas State	Randy Peterson	(785) 523-7975
Oklahoma State	Ryan Cameron	(405) 742-4854
TCU	Dameon Myres	(817) 257-5367
Texas	Cullen Maksimowski	(512) 471-2078
Texas Tech	Andrew Stern	(806) 787-5662
West Virginia	Tanner Cain	(304) 293-2821
Big 12 Office	David Waxman	(469) 524-1000



Tory Kukowski
Director of Digital Media



Johnny Smiley
Director of Creative Content



Erica Slife
Assistant Director of Digital Media



Scott Matthews
Director of Graphics Design



Connor Spensley
Assistant Director of Graphics Design



Jordyn Rochon
Assistant Director of Graphics Design



» ADMINISTRATION (Area Code 405)

Vice President for Intercollegiate Athletics Programs and Director of Athletics
 Joe Castiglione 325-8208

Executive Associate Athletics Director
 Larry Naifeh 325-8200

Executive Director of Athletics Compliance
 Jason Leonard 325-8346

Senior Associate AD (Business/CFO)
 Marcus Bowman 325-1844

Senior Associate AD (Chief of Staff)
 Armani Dawkins 325-7321

Senior Associate AD (Student-Athlete Development)
 Carol Ludvigson 325-7717

Senior Associate AD (Academic Services)
 Mike Meade 325-4146

Senior Associate AD (External Operations)
 Kenny Mossman 325-8231

Senior Associate AD (Events and Facilities, SWA)
 Lindy Roberts-Ivy 325-8225

Senior Associate AD (Admin. and Development)
 Zac Selmon 325-3138

Senior Associate AD (Internal Operations)
 Greg Tipton 325-4666

Associate AD (Revenue Generation and Ticketing)
 Patrick Nowlin 325-8232

Associate AD (Development)
 McK Williams 325-8194

Assistant AD (Facilities Operations)
 Brad Camp 325-5038

Assistant AD (Facilities Operations)
 Danny Davis 325-8235

Assistant AD (Recruiting Strategy and Administrative Engagement)
 Annie Hanson 325-2345

Assistant AD (Strategic Communications)
 Mike Houck 325-8227

Assistant AD (Broadcasting)
 Jacob Potter 325-8875

Assistant AD (Development)
 Matt Schaeperkoetter 325-8278

**Executive Director Varsity O Association/
 Special Assistant to the Athletics Director**
 Joe Washington 325-4709

Faculty Athletics Representative
 Greg Garn

» HEAD COACHES

Baseball
 Skip Johnson 325-8354
 (Texas Pan-American '90)

Basketball (Men)
 Porter Moser 325-4732
 (Creighton '90)

Basketball (Women)
 Jennie Baranczyk 325-8322
 (Iowa '04)

Cross Country
 Hannah Fields 325-8212
 (Oklahoma Baptist '15)

Football
 Brent Venables 325-8245
 (Kansas State '92)

Golf (Men)
 Ryan Hybl 325-8342
 (Georgia '04)

Golf (Women)
 Veronique Drouin-Luttrell 325-8343
 (Kent State '03)

Gymnastics (Men)
 Mark Williams 325-8341
 (Nebraska '80)

Gymnastics (Women)
 K.J. Kindler 325-8333
 (Iowa State '92)

Rowing (Women)
 Leeanne Crain 325-6961
 (UCLA '88)

Soccer (Women)
 Mark Carr 325-8296
 (Bournemouth University '01)

Softball
 Patty Gasso 325-8371
 (Long Beach State '84)

Tennis (Men)
 Nick Crowell 325-8362
 (Texas '00)

Tennis (Women)
 Audra Cohen 325-8325
 (Miami '09)

Track and Field
 Tim Langford 325-8212
 (Radford '00)

Volleyball
 Lindsey Gray-Walton 325-8364
 (Georgia Tech '08)

Wrestling
 Lou Rosselli 325-3959
 (Edinboro '93)



MEDIA OUTLETS

» PRINT

Associated Press

Cliff Brunt, Sports
(cbrunt@ap.org)
Central Park One
Suite 202
Oklahoma City, OK 73105
Phone: (405) 525-2121

The Oklahoman

Ryan Aber, Beat Writer
(raber@oklahoman.com)
Jeff Patterson, Sports Editor
(jpatterson@oklahoman.com)
P.O. Box 25125
Oklahoma City, OK 73125
Phone: (405) 475-3314

Tulsa World

Eric Bailey, Beat Writer
(eric.bailey@tulsaworld.com)
P.O. Box 1770
Tulsa, OK 74102
Phone: (918) 581-8355

The Norman Transcript

Joe Buettner, Sports Editor
(byjoebuettner@gmail.com)
P.O. Drawer 1058
Norman, OK 73070
Phone: (405) 366-3535

Dallas Morning News

Keith Campbell (Colleges Editor)
(kcampbell@dallasnews.com)
P.O. Box 655237
Communications Center
Dallas, TX 75265
Phone: (214) 977-8444

Fort Worth-Star Telegram

(sports@star-telegram.com)
400 W. 7th St.
Fort Worth, TX 76102
Phone: (817) 390-7760

Lawton Constitution

Joey Goodman, Sports Editor
(jgoodman@lawton-constitution.com)
P.O. Box 2069
Lawton, OK 73502
Phone: (580) 353-0620

Shawnee News-Star

Fred Fehr, Sports Editor
P.O. Box 1688
Shawnee, OK 74802
Phone: (405) 273-4200

The Oklahoma Daily

(student newspaper)
Sports Editor
(sports@oudaily.com)
860 Van Vleet Oval, Rm. 126
Norman, OK 73019
Phone: (405) 325-7630

» TELEVISION

KFOR (NBC Channel 4)

Brian Brinkley, Sports Director
(brian.brinkley@kfor.com)
444 E. Britton Rd.
Oklahoma City, OK 73114
Phone: (405) 478-6366

KOCO (ABC Channel 5)

Bryan Keating, Sports Director
(bkeating@hears.com)
P.O. Box 14555
Oklahoma City, OK 73113
Phone: (405) 475-5257

KWTV (CBS Channel 9)

Dean Blevins, Sports Director
(dean.blevins@news9.net)
P.O. Box 14159
Oklahoma City, OK 73113
Phone: (405) 841-9940

KOKH (FOX Channel 25)

Myron Patton, Sports Director
(mpatton@okcfox.com)
1228 E. Wilshire Blvd.
Oklahoma City, OK 73111
Phone: (405) 843-2525

» RADIO

Sooner Radio Network

To reach the Sooner Network
broadcasters, use the following
email addresses and phone
numbers:

Brian Brinkley (play-by-play)
brian.brinkley@kfor.com

KOKC (103.1 FM/1520 AM)

(production@kref.com)
400 E. Britton Rd.
Oklahoma City, OK 73114
Phone: (405) 478-5014

KRXO (107.7 FM)

Randy Heitz, Assistant Program
Director/Exec. Producer
(randy.h@tylermedia.com)
P.O. Box 14818
Oklahoma City, OK 73113
Phone: (405) 475-7020

KREF (98.5 FM/1400 AM)

(production@kref.com)
2020 Alameda
Norman, OK 73071
Phone: (405) 321-1400





The following policies and procedures are subject to change at any time.

Due to COVID-19 and in accordance with medical guidelines, space will remain limited in the designated media section for the 2021-22 season.

In order to appropriately distance chairs, media seating capacity will be reduced by 33% from 2019-20 levels. Priority for press credentials will be given to media outlets who regularly cover OU basketball. National media outlets will also receive consideration.

Courtside media access will return to a standard operation with photographers and videographers allowed on the floor, but must remain distanced from the team areas and must be wearing masks.

If you are not granted floor access for photography, you will not be permitted to access the lower level, tunnel, floor or media room at anytime.

If all spots become full on the baseline, consideration for photographer credentials in concourse areas will be made.

Season credentials will be issued, and the same credential used for OU Football will be used for basketball. Single-game credentials can also be requested through the OU Athletics Communications office.

Print media will return to the upper-west media area, as it was stationed there in 2020-21. The media area will feature three rows of tables and work areas. Media seating will be spread out in the section to meet distancing guidelines. Game notes and other printed materials will be left on the work station of each media member prior to your arrival.

» MEDIA ROOM

The Lloyd Noble Center media workroom will be exclusively used as a photo workroom for working media that is granted floor access.

» VISITING TEAM MEDIA

Per Big 12 policy, two media seats will be designated for visiting team media in 2021-22. Should the visiting team's press corps choose to not attend the game, the seats will be reallocated to home media members.

Visiting radio crews are positioned next to their team's bench, on the north end of the east sidelines. Analog and ISDN lines are furnished.

» CREDENTIAL REQUESTS

Credential requests should be made no later than 54 hours before each game. Organizations may request single-game credentials for the entire season, but requests will be evaluated on a game-by-game basis. The home SID will distribute an email at least 48 hours before each game to notify your organization which media members will be permitted a credential.

Credential requests should be made via email to Josh Poteet - jpoteet@ou.edu.

» MEDIA PARKING

Media members should park in the southeast lot at the Lloyd Noble Center. No pass is required.

» CREDENTIAL PICKUP & MEDIA ENTRANCE

Please note that the credentials will no longer be picked up in the south tunnel entrance. The south tunnel will be used exclusively by the competing teams, officials and essential court-area staff.

Credentials for OU home games may be picked up on the west side of the Legacy Court entrance beginning two hours prior to tipoff (map attached). Photo identification is required for pickup. Each media representative must claim his or her pass (no group pickups are allowed).

» MASK REQUIREMENT

Masks are required for anyone that is on the floor level of the arena - including the court, tunnel and photo workroom.

Masks are strongly encouraged for print media and fans.

» INTERVIEWS

All in-week and postgame interviews will be conducted virtually this season. OU will record those sessions and make high-res video available to media. Visiting team interviews after OU home games are also expected to be conducted virtually. The home SIDs will share the Zoom links to both the home and road media sessions via email on the day of the game.

» MEDIA MEALS

Concessions coupons will be offered to media members when picking up their credential.



RADIO COVERAGE

SOONER SPORTS NETWORK

University of Oklahoma women's basketball games air via Learfield Communications and the Sooner Sports Radio Network. OU fans may also catch the live broadcasts by subscribing to a pass on the school's official website, SoonerSports.com.

City	Station
Ada	KADA-FM (99.3)
Altus	KWHW-FM (93.5)
Ardmore	KVSO-AM (1240)
Bartlesville	KYFM-FM (100.1)
Blackwell	KOKB-AM (1580)
Broken Bow	KKBI-FM (106.1)
Broken Bow	KQIB-FM (102.9)
Enid	KXLS-FM (95.7)
Lawton	KXCA-AM (1380)
McAlester	KNED-AM (1150)
Norman	KREF-AM (1400)
Norman	KREF-FM (99.3)
Oklahoma City	KOKC-AM (1520)
Oklahoma City	KOKC-FM (103.1)
Shawnee	KGFF-FM (100.9)
Shawnee	KGFF-AM (1450)
Tulsa	KAKC-AM (1300)
Tulsa	KTBZ-AM (1430)

VARSITY NETWORK RADIO APP

Oklahoma women's basketball fans can listen worldwide to the Sooners on the Varsity Network Radio app. The app is available for download on the app stores for both Apple and Android

» BROADCAST TALENT



BRIAN BRINKLEY
Play-by-Play
21st Season

Brian Brinkley is in his 21st season handling radio play-by-play for OU women's basketball.

Sports director for KFOR-TV in Oklahoma City, Brinkley has been at the station since 1990 when he began as a production assistant. He was a sports anchor and reporter from 1992 to 2015, and was the weekend sports anchor from 1996 to 2015.

Brian has received statewide attention for his reporting and anchoring. He is a three-time finalist for Oklahoma Sportscaster of the Year, and has been honored with two awards from the Oklahoma Association of Broadcasters for small market sports reporting and sportscasting.

A graduate of the University of Oklahoma, Brinkley earned a Bachelor of Arts degree as a double major in journalism and philosophy.

Brinkley lives in Edmond with his wife and daughter.





» SOONER SPORTS TV TALENT



CHAD MCKEE
Play-by-Play



TOBY ROWLAND
Play-by-Play



DAN HUGHES
Analyst



BRENDA VANLENGEN
Analyst



LATRICA TRAMMELL
Analyst

SOONER SPORTS TV

Launched in September 2012, Sooner Sports TV powered by Bally Sports provides the most comprehensive broadcast coverage of the Sooners ever offered. Distributed on a variety of existing Bally Sports outlets including BS Oklahoma, BSSouthwest and Stadium College Sports, Sooner Sports TV programming blocks reach approximately nine million homes in Oklahoma, Texas, Arkansas and Louisiana. Outside of this four-state region, select programming is available nationally either on Stadium College Sports (SCS), or on outer market regional sports packages offered by satellite providers.

SOONERVISION

Established in 1997, SoonerVision has evolved as a prominent arm of the Oklahoma Athletics Department. OU's in-house production studio, SoonerVision is home to a variety of other original programming and studio shows. All together, the SoonerVision staff produces more than 75 live games and 125 shows each year for Sooner Sports TV.

In addition, SoonerVision is responsible for all big screen productions, including live coverage, replays and graphics for fans to enjoy at Lloyd Noble Center, Gaylord Family - Oklahoma Memorial Stadium, McCasland Field House, Marita Hynes Field, L. Dale Mitchell Park and John Crain Field, as well as live webcasts of Sooner games and press conferences.

Assistant AD for Broadcasting Jacob Potter leads a staff consisting of 15 full-time employees, numerous part-time and freelance professionals, and more than 80 students to make SoonerVision operate.

SoonerVision has gained a reputation nationally as one of the top production studios in sports, twice earning the Golden Matrix Award for best video board display in the country, and most recently earning the best live game and event production from Sports Video Group.



BIG 12 CONFERENCE

The Big 12 enters 2021-22 fresh off its 25th anniversary in 2020-21 as one of the nation's premier athletic conferences under the direction of 10th-year commissioner Bob Bowlsby.

TCU and West Virginia joined the league on July 1, 2012, and became the Big 12's first additions since inception, joining Baylor, Iowa State, Kansas, Kansas State, Oklahoma, Oklahoma State, Texas and Texas Tech.

With 10 members, the Big 12 remains the only autonomy conference to determine its champions in all sports directly on the field of play with a full round-robin schedule. Since it began competition in 1996-97, the league boasts 69 NCAA team and over 700 individual national championships.

The award-winning Big 12 Champions for Life initiative begins its seventh year in 2021-22. It features current and former student-athletes, selected by league institutions, in a series of public service announcements highlighting the positive impact an athletics scholarship has had on their lives leading to stories of personal growth and success.

The Big 12 claimed five team national championships in 2020-21, the third-most in an academic year in Conference history, and tallied five NCAA runner-up finishes. Oklahoma softball won its fifth national title (all since 2000) while Baylor won its first title in men's basketball. Texas men's swimming & diving captured its ninth national crown while UT women's tennis and rowing captured the Big 12's first national championships in those sports. Additionally, 17 individual national champions were added in 2020-21. NCAA runner-up finishes included Oklahoma women's gymnastics and men's golf, Texas volleyball, Baylor men's tennis and Oklahoma State women's golf.

The Big 12 was the only autonomy conference to go undefeated in 2020 bowl games with a 5-0 finish (a sixth game was canceled due to COVID-19). It marked the first perfect bowl record in Big 12 history. Oklahoma and Iowa State played in CFP New Year's Six Bowls to give the Big 12 two teams in the postseason structure for the fifth season in its seven years. The Big 12 has made 12 appearances in a CFP News Year's Bowl in the seven years of the structure. From 2017-19, Oklahoma made three straight CFP semifinal



BIG 12 CONFERENCE

400 East John Carpenter Freeway
Irving, TX 75062
(469) 524-1000 ■ Big12Sports.com



appearances and has made four since 2015.

In its short history, the Big 12 has over 720 Academic All-America recipients, averaging over 25 each season. Big 12 student-athletes have shown commitment to their studies by earning numerous individual academic recognitions. On 23 occasions a league athlete has garnered the top academic honor for their respective sport.

The Conference office is headquartered in Irving, Texas.

OPPONENT INFORMATION

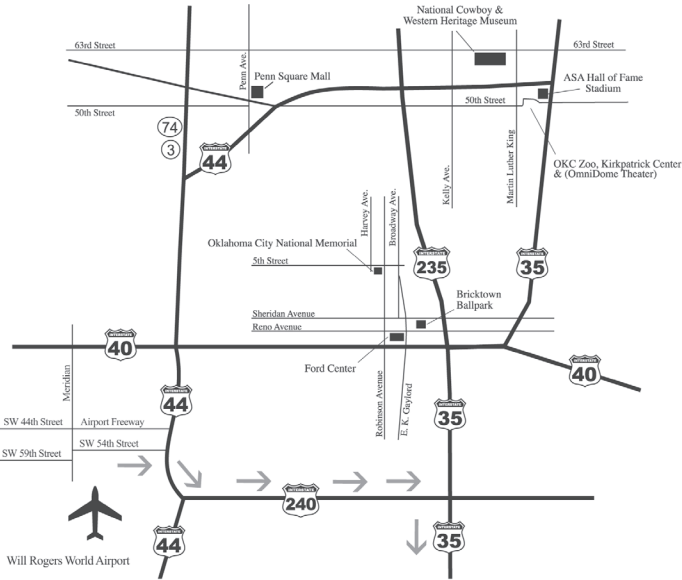


	<p>SOUTH DAKOTA Date: Nov. 9, 2021 Series: OU leads 1-0 Last Meeting: Dec. 20, 2020</p>	<p>Head Coach: Dawn Plitzuweit 2020-21 Record: Website: GoYotes.com</p>	<p>SID: Britni Smith Email: Britni.Smith@usd.edu Phone: (605) 658-5544</p>
	<p>ARKANSAS ST Date: Nov. 12, 2021 Series: OU leads 4-1 Last Meeting: Dec. 7, 2008</p>	<p>Head Coach: Matt Daniel 2020-2 Record: 1-12 Website: astaterebwolves.com</p>	<p>SID: Caleb Garner Email: rgarner@astate.edu Phone: (870) 972-2707</p>
	<p>C. ARKANSAS Date: Nov. 16, 2021 Series: OU leads 2-0 Last Meeting: Dec. 5, 2019</p>	<p>Head Coach: Sandra Rushing 2020-2 Record: 13-14 Website: UCAsports.com</p>	<p>SID: Ryan Thiele Email: rthiele@uca.edu Phone: (901) 570-6471</p>
	<p>OREGON Date: Nov. 20, 2021 Series: Tied 1-1 Last Meeting: Nov. 25, 2018</p>	<p>Head Coach: Kelly Graves 2020-21 Record: 15-9 Website: GoDucks.com</p>	<p>SID: Darren Iha Email: diha@uoregon.edu Phone: (541) 346-2251</p>
	<p>SMU Date: Nov. 4, 2021 Series: OU leads 8-5 Last Meeting: Dec. 22, 2018</p>	<p>Head Coach: Toyelle Wilson 2020-21 Record: 0-6 Website: smumustangs.com</p>	<p>SID: Travis Chamblee Email: tchamblee@smu.edu Phone: (214) 768-3735</p>
	<p>EASTERN MICH. Date: Dec. 7, 2021 Series: First meeting Last Meeting: First meeting</p>	<p>Head Coach: Fred Castro 2020-21 Record: 10-10 Website: EMUEagles.com</p>	<p>SID: Alex Jewell Email: ajewell3@emich.edu Phone: (734) 487-0317</p>
	<p>BYU Date: Dec. 10, 2021 Series: OU leads 5-1 Last Meeting: Nov. 19, 2016</p>	<p>Head Coach: Jeff Judkins 2020-21 Record: 19-6 Website: byucougars.com</p>	<p>SID: Kenny Cox Email: kenny_cox@byu.edu Phone: (801) 422-5202</p>
	<p>UTAH Date: Dec. 21, 2021 Series: OU leads 4-0 Last Meeting: Nov. 26, 2015</p>	<p>Head Coach: Lynne Roberts 2020-21 Record: 5-16 Website: UtahUtes.com</p>	<p>SID: Travis Rae Email: trae@huntsman.utah.edu Phone: (801) 541-7790</p>
	<p>WICHITA STATE Date: Dec. 29, 2021 Series: OU leads 13-7 Last Meeting: Nov. 30, 2019</p>	<p>Head Coach: Keitha Adams 2020-21 Record: 6-12 Website: GoShockers.com</p>	<p>SID: Weston Pletcher Email: wpletcher@goschockers.com Phone: (316) 978-5447</p>



OPPONENT INFORMATION

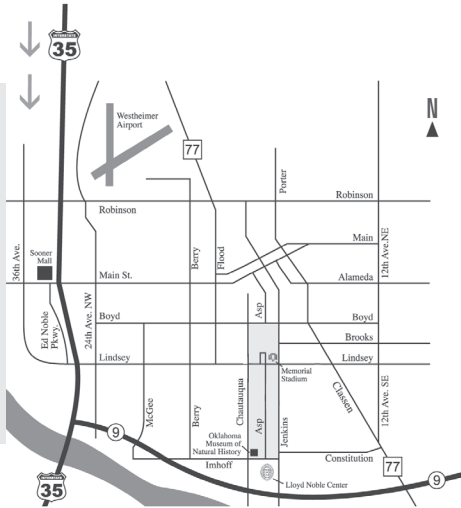
	<p>BAYLOR Date: Jan. 12 & Feb. 2, 2022 Series: BU leads 33-26 Last Meeting: Feb. 21, 2021</p>	<p>Head Coach: Nicki Collen 2020-21 Record: 28-3 Website: BaylorBears.com</p>	<p>SID: Krista Pirtle Email: krista_pirtle@baylor.edu Phone: (254) 710-2743</p>
	<p>IOWA STATE Date: Jan. 5 & Feb. 19, 2022 Series: OU leads 41-27 Last Meeting: Feb. 9, 2021</p>	<p>Head Coach: Bill Fennelly 2020-21 Record: 17-11 Website: Cyclones.com</p>	<p>SID: Nicole Leusink Email: ngreiner@iastate.edu Phone: (515) 294-7961</p>
	<p>KANSAS Date: Jan. 8 & March 5, 2022 Series: OU 42-33 Last Meeting: Jan. 27, 2021</p>	<p>Head Coach: Brandon Schneider 2020-21 Record: 7-18 Website: KUathletics.com</p>	<p>SID: Doug Self Email: dself@ku.edu Phone: (785) 393-4978</p>
	<p>KANSAS STATE Date: Jan. 23 & Feb. 26, 2022 Series: OU leads 41-29 Last Meeting: March 7, 2021</p>	<p>Head Coach: Jeff Mittie 2020-21 Record: 9-18 Website: KStateSports.com</p>	<p>SID: Randy Peterson Email: rpeterson@kstatesports.com Phone: (785) 532-7975</p>
	<p>OKLAHOMA STATE Date: Jan. 26 & March 2, 2022 Series: OU leads 63-47 Last Meeting: March 12, 2021</p>	<p>Head Coach: Jim Littell 2020-21 Record: 19-9 Website: okstate.com</p>	<p>SID: Ryan Cameron Email: ryan.cameron@okstate.edu Phone: (405) 744-7714</p>
	<p>TCU Date: Jan. 15 & Feb. 23, 2022 Series: OU leads 23-11 Last Meeting: March 4, 2021</p>	<p>Head Coach: Raegan Pebley 2020-21 Record: 10-15 Website: TCUSports.com</p>	<p>SID: Dameon Myres Email: d.myres@tcu.edu Phone: (817) 257-5367</p>
	<p>TEXAS Date: Jan. 29 & Feb. 12, 2022 Series: UT leads 36-26 Last Meeting: Feb. 27, 2021</p>	<p>Head Coach: Vic Schaefer 2020-21 Record: 21-10 Website: TexasSports.com</p>	<p>SID: Cullen Maksimowski Email: Cullen.Maksimowski@athletics.utexas.edu Phone: (512) 471-2078</p>
	<p>TEXAS TECH Date: Jan. 2 & Feb. 16, 2022 Series: OU leads, 39-26 Last Meeting: March 1, 2021</p>	<p>Head Coach: Krista Gerlich 2020-21 Record: 10-15 Website: TexasTech.com</p>	<p>SID: Andrew Stern Email: Andrew.Stern@ttu.edu Phone: (806) 742-2770</p>
	<p>WVU Date: Jan. 19 & Feb. 5, 2022 Series: 12-10 Last Meeting: Feb. 13, 2021</p>	<p>Head Coach: Mike Carey 2020-21 Record: 22-7 Website: WVUSports.com</p>	<p>SID: Tanner Cain Email: Tanner.Cain@mail.wvu.edu Phone: (304) 293-2821</p>



TO LLOYD NOBLE CENTER

From I-35, take the Hwy. 9 East exit in Norman. Proceed approximately three miles and take a left on Chautauqua Ave. Lloyd Noble Center is just ahead on the right.

Use the second entrance to access the parking lot (park near the west side of the arena). The media entrance is at the bottom of the south ramp that separates the practice gyms.



NORMAN HOTEL INFORMATION (Area Code 405)

Courtyard by Marriott... 770 Copperfield Dr.....701-8900
 Embassy Suites..... 2501 Conference Dr.....364-8040
 Fairfield Inn..... 301 Norman Center Ct.....447-1661
 Hampton Inn..... 309 Norman Center Ct. .366-2100
 Hilton Garden Inn..... 700 Copperfield Dr.....579-0100

Holiday Inn..... 1000 N. Interstate Dr.364-2882
 La Quinta..... 930 Ed Noble Dr.....579-4000
 Residence Inn by Marriott.....2681 Jefferson St. .366-0900
 Sooner Hotel & Suites.....300 Kellogg Dr.....329-2270
 Sooner Legends1200 24th Ave. SW ... 701-8100



OU x J



2021-22 SCHEDULE

10.31	ROGERS STATE (EXH)	TBD	1.12	BAYLOR	6 PM
11.9	@ South Dakota	7 PM	1.15	TCU	1:30 PM
11.12	ARKANSAS STATE	10:30 AM	1.19	@ West Virginia	8 PM
11.16	CENTRAL ARKANSAS	6 PM	1.23	@ Kansas State	1 PM
11.20	vs. Oregon*	TBD	1.26	OKLAHOMA STATE	6 PM
11.21	vs. TBD*	TBD	1.29	TEXAS	2 PM
11.22	vs. TBD*	TBD	2.2	@ Baylor	7 PM
11.30	@ SMU	7 PM	2.5	WEST VIRGINIA*	3 PM
12.4	MISSISSIPPI STATE%	2 PM	2.12	@ Texas	TBD
12.7	EASTERN MICHIGAN	5 PM	2.16	TEXAS TECH	6 PM
12.10	BYU	6 PM	2.19	@ Iowa State	6 PM
12.21	UTAH	6 PM	2.23	@ TCU	6:30 PM
12.29	WICHITA STATE	6 PM	2.26	KANSAS STATE	2 PM
1.2	@ Texas Tech	TBD	3.2	@ Oklahoma State	6:30 PM
1.5	IOWA STATE	6 PM	3.5	KANSAS	2 PM
1.8	@ Kansas	4 PM			

*Bad Boy Mowers Battle 4 Atlantis (Paradise Island, Bahamas)
% Big 12/SEC Challenge • ^ Play4Kay Pink Game
All times are Central and subject to change • All home games are listed in **BOLD**.



SOONERSPORTS.COM

@OU_WBBALL