

# OKLAHOMA

## WOMEN'S BASKETBALL





# TABLE OF CONTENTS



<b>SEASON PREVIEW</b>	<b>4</b>
General Information .....	4
Schedule .....	5
Photo Roster .....	6
Rosters .....	7
Roster Breakdown .....	8

<b>PLAYERS</b>	<b>9</b>
Ana Llanusa .....	10
Mandy Simpson .....	12
Taylor Robertson .....	14
Tatum Veitenheimer .....	16
Madi Williams .....	18
Gabby Gregory .....	20
Liz Scott .....	22
Newcomers .....	24
Career Game-by-Game Stats .....	26

<b>STAFF</b>	<b>31</b>
Sherri Coale .....	32
Colton Coale .....	37
Courtney Paris .....	38
Jackie Stiles .....	39
Aaron Heishman .....	40
Support Staff .....	41
Joseph Harroz Jr. ....	42
Joe Castiglione .....	43
Athletics Administration .....	46

<b>2019-20 REVIEW</b>	<b>47</b>
Season Results .....	48
Game-By-Game Totals .....	49
Season Statistics .....	50
Points, Rebounds, Assists .....	52
Individual Highs .....	53
Team Highs and Lows .....	54
Last Time .....	55
Big 12 Review .....	58
Box Scores .....	59

<b>RECORDS</b>	<b>69</b>
Individual Records .....	70
Team Records .....	71
Lloyd Noble Center Records .....	72
Single-Game Records .....	73
30-Point Games .....	74
20-Rebound/10-Assist Games .....	75
Single-Season Team Records .....	76
Single-Season Leaders .....	77
Career Records .....	79
Year-by-Year Team Statistics .....	81
Year-by-Year Leaders .....	82
Freshman Category Leaders .....	84
Home Openers .....	86
Season Openers .....	87
Miscellaneous Records .....	88
Big 12 Championship History .....	89
Final Four Appearances .....	92
NCAA Tournament History .....	93
1,000-Point Club .....	102

<b>HISTORY</b>	<b>111</b>
Year-by-Year Results .....	112
Sooner Coaches .....	121
Non-Conference Events .....	122
Record By Conference .....	125
Record By Location .....	126
Individual Honors .....	128
Sooners in the WNBA .....	132
Honored Jerseys .....	133
Letterwinners .....	134
OU in the AP Poll .....	136
OU in the Coaches Poll .....	137
Lloyd Noble Center .....	138
Griffin Family Performance Center .....	139
Year-by-Year Roster .....	140
Roster by Hometown .....	146
Records vs. Opponents .....	148

<b>MEDIA INFORMATION</b>	<b>165</b>
Athletics Communications .....	166
Athletics Directory .....	167
Media Outlets .....	168
Media Policies .....	169
Radio Coverage .....	170
Sooner Sports TV .....	171
Big 12 Conference .....	172
Opponent Information .....	174
Fast Break Club .....	176
Sooner Stilettos .....	177
Maps and Directions .....	178



## MEDIA GUIDE CREDITS

The 2020-21 University of Oklahoma women's basketball media guide was produced in-house by the OU Athletics Communications Office using Adobe InDesign and Adobe Photoshop. The guide was printed by OU Printing Services of Norman and distributed at no cost to the taxpayers of the state of Oklahoma. The University of Oklahoma is an equal opportunity institution. [www.ou.edu/eoo](http://www.ou.edu/eoo) (November 2020)

### WRITING, EDITING & DESIGN

Ann Marcelli

### COVER DESIGN

Sarah Klopfer

### PHOTOGRAPHY

Ty Russell, Candid Color, Rich Clarkson, Joshua Gateley, Chandler Coale, Lisa Hall, Jerry Laizure, Mickey Sehorn, US PRESSWIRE, Larry W. Smith, Shevaun Williams & Associates, John Williamson, J.P. Wilson, WNBA, OU Athletics Archives



# GENERAL INFORMATION

## » QUICK FACTS

**Athletics Website:** SoonerSports.com  
**Location:** Norman, Okla.  
**Founded:** 1890  
**Enrollment:** 30,903  
**Nickname:** Sooners  
**Colors:** Crimson and Cream  
**Conference:** Big 12  
**Arena:** Lloyd Noble Center (11,562)  
**President:** Joseph Harroz Jr.  
**Athletics Director:** Joe Castiglione  
**First Year of Basketball:** 1974-75  
**All-Time Record:** 825-576 (.589)  
**NCAA Tournament Appearances:** 21  
**Final Four Appearances:** 3 (2002, 2009, 2010)  
**WNIT Appearances:** 3  
**Regular Season Conference Titles:** 7 (1986, 2000, 2001, 2002, 2006, 2007, 2009)  
**Conf. Tournament Titles:** 4 (2002, 2004, 2006, 2007)  
**2019-20 Record:** 12-18  
**Big 12 Record:** 5-13 (ninth place)  
**Letterwinners Returning/Lost:** 10/2  
**Starters Returning/Lost:** 5/0

## » ATHLETICS TICKET OFFICE

**Local Phone:** (405) 325-2424  
**Toll Free Phone:** (800) 456-4668  
**Address:** OU Athletics Ticket Office  
 1185 Asp Ave., Norman, OK 73019  
**Email:** outickets@ou.edu  
**Associate A.D.:** Patrick Nowlin  
**Director of Ticket Operations:** John Mahoney

## » SOCIAL MEDIA

**Facebook:** /OUWomensBasketball  
**Twitter:** @OU\_WBBall  
**Instagram:** @ou\_wbball  
**Snapchat:** @ou\_wbball

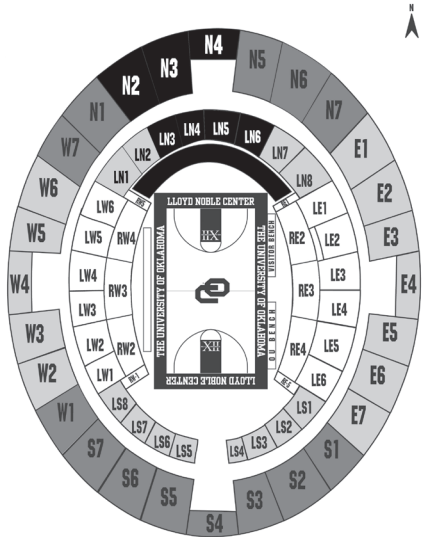
## » SOONER SPORTS NETWORK

**Play-By-Play Announcer:** Brian Brinkley  
**Phone:** (405) 659-1810  
**Email:** brian.brinkley@kfor.com

## » LLOYD NOBLE CENTER (CAPACITY 11,562)

## » BASKETBALL STAFF

**Head Coach:** Sherri Coale  
**Alma Mater:** Oklahoma Christian, '87  
**Record at Oklahoma:** 501-282 (.639)  
**Career Record:** Same  
**Career NCAA Tournament Appearances:** 19  
**Career WNIT Appearances:** 1  
**Assistant Coach:** Colton Coale (Oklahoma '15)  
**Assistant Coach:** Courtney Paris (Oklahoma '09)  
**Assistant Coach:** Jackie Stiles (Missouri State '02)  
**Strength & Performance Coach:** Aaron Heishman  
**Athletics Trainer:** Brittani Merrick  
**Team Physician:** Dr. Megan Meier  
**Video Coordinator:** Ethan Burton  
**Equipment Manager:** Cade Scott  
**Graduate Assistants:** Amanda Thompson, Erin Psajdl



# SCHEDULE



DAY	DATE	OPPONENT	SITE	TIME (CT)	TV
<b>WEDNESDAY</b>	<b>NOV. 25</b>	<b>HOUSTON</b>	<b>NORMAN</b>	<b>12 PM</b>	<b>FSSW</b>
Saturday	Nov. 28	Gonzaga <sup>^</sup>	Sioux Falls, S.D.	5 PM	FloHoops
Saturday	Nov. 29	South Carolina <sup>^</sup>	Sioux Falls, S.D.	2:30 PM	FloHoops
Monday	Nov. 30	South Dakota <sup>^</sup>	Sioux Falls, S.D.	5 PM	FloHoops
Sunday	Dec. 6	at Georgia!	Athens, Ga.	TBD	TBD
Thursday	Dec. 10	at Kansas*	Lawrence, Kan.	TBD	TBD
<b>TUESDAY</b>	<b>DEC. 13</b>	<b>TEXAS STATE</b>	<b>LLOYD NOBLE CENTER</b>	<b>2 PM</b>	<b>FSOK</b>
<b>SUNDAY</b>	<b>DEC. 15</b>	<b>OKLAHOMA STATE*</b>	<b>LLOYD NOBLE CENTER</b>	<b>7 PM</b>	<b>FSOK</b>
<b>TUESDAY</b>	<b>DEC. 29</b>	<b>ARKANSAS-PINE BLUFF</b>	<b>LLOYD NOBLE CENTER</b>	<b>TBD</b>	<b>TBD</b>
<b>SATURDAY</b>	<b>JAN. 2</b>	<b>KANSAS STATE*</b>	<b>LLOYD NOBLE CENTER</b>	<b>TBD</b>	<b>TBD</b>
Wednesday	Jan. 6	at Texas Tech*	Lubbock, Texas	TBD	TBD
<b>SATURDAY</b>	<b>JAN. 9</b>	<b>TCU*</b>	<b>LLOYD NOBLE CENTER</b>	<b>TBD</b>	<b>TBD</b>
Tuesday	Jan. 12	at Texas*	Austin, Texas	TBD	TBD
<b>SATURDAY</b>	<b>JAN. 16</b>	<b>WEST VIRGINIA*</b>	<b>LLOYD NOBLE CENTER</b>	<b>TBD</b>	<b>TBD</b>
Tuesday	Jan. 19	at Iowa State*	Ames, Iowa	TBD	TBD
Saturday	Jan. 23	at Baylor*	Waco, Texas	TBD	TBD
<b>WEDNESDAY</b>	<b>JAN. 27</b>	<b>KANSAS*</b>	<b>LLOYD NOBLE CENTER</b>	<b>TBD</b>	<b>TBD</b>
Sunday	Jan. 31	at Kansas State*	Manhattan, Kan.	TBD	TBD
<b>WEDNESDAY</b>	<b>FEB. 3</b>	<b>TEXAS*</b>	<b>LLOYD NOBLE CENTER</b>	<b>TBD</b>	<b>TBD</b>
Saturday	Feb. 6	at Oklahoma State*	Stillwater, Okla.	TBD	TBD
<b>TUESDAY</b>	<b>FEB. 9</b>	<b>IOWA STATE*</b>	<b>LLOYD NOBLE CENTER</b>	<b>TBD</b>	<b>TBD</b>
Sunday	Feb. 14	at West Virginia*	Morgantown, W.V.	TBD	TBD
<b>WEDNESDAY</b>	<b>FEB. 17</b>	<b>TEXAS TECH*</b>	<b>LLOYD NOBLE CENTER</b>	<b>TBD</b>	<b>TBD</b>
<b>SATURDAY</b>	<b>FEB. 20</b>	<b>BAYLOR*</b>	<b>LLOYD NOBLE CENTER</b>	<b>TBD</b>	<b>TBD</b>
Wednesday	Feb. 24	at TCU*	Fort Worth, Texas	TBD	TBD

<sup>^</sup> Bad Boy Mowers Crossover Classic (Sioux Falls, S.D.)

! Big 12/SEC Challenge (Athens, Ga.)

\* Big 12 Conference game

Dates and times are subject to change

All home games are listed **BOLD ALL CAPS**



# PHOTO ROSTER



**1 NEVAEH TOT**  
5-3, Fr., Guard  
McKinney, Texas



**3 MANDY SIMPSON**  
6-0, Sr., Forward  
Boise, Idaho



**12 GABBY GREGORY**  
6-0, So., Guard  
Tulsa, Okla.



**15 HEAVENLY GREER**  
6-3, Fr., Forward  
Phoenix, Ariz.



**22 ANA LLANUSA**  
6-0, Sr., Guard  
Choctaw, Okla.



**24 SKYLAR VANN**  
5-10, Fr., Guard  
Edmond, Okla.




**25 MADI WILLIAMS**  
6-0, Jr., Guard  
Fort Worth, Texas



**30 TAYLOR ROBERTSON**  
5-7, Jr., Guard  
McPherson, Kansas



**32 TATUM VEITENHEIMER**  
5-8, Jr., Guard  
Windthorst, Texas



**34 LIZ SCOTT**  
6-2, So., Forward  
Tomball, Texas



**SHERRI COALE**  
Head Coach  
25th Year at OU



**COLTON COALE**  
Assistant Coach  
3rd Year at OU



**COURTNEY PARIS**  
Assistant Coach  
1st Year at OU



**JACKIE STILES**  
Assistant Coach  
2nd Year at OU



## ALPHABETICAL ROSTER

No.	Name	Pos.	Cl.	Ht.	Hometown (Last School)
15	Heavenly Greer	F	Fr.	6-3	Phoenix, Ariz. [Ganesha (Calif.)]
12	Gabby Gregory	G	So.	5-11	Tulsa, Okla. (Holland Hall)
22	Ana Llanusa	G	Sr.	6-0	Choctaw, Okla. (Choctaw)
30	Taylor Robertson	G	Jr.	5-7	McPherson, Kan. (McPherson)
34	Liz Scott	F	So.	6-2	Tomball, Texas (Klein Oak)
3	Mandy Simpson	F	Sr.	6-1	Boise, Idaho (Boise)
1	Nevaeh Tot	G	Fr.	5-3	McKinney, Texas (John Paul II)
24	Skylar Vann	G	Fr.	5-10	Edmond, Okla. (Deer Creek)
32	Tatum Veitenheimer	G	Jr.	5-8	Windthorst, Texas (Windthorst)
25	Madi Williams	G/F	Jr.	6-0	Fort Worth, Texas (Trinity Valley School)

## NUMERICAL ROSTER

No.	Name	Pos.	Cl.	Ht.	Hometown (Last School)
1	Nevaeh Tot	G	Fr.	5-3	McKinney, Texas (John Paul II)
3	Mandy Simpson	F	Sr.	6-1	Boise, Idaho (Boise)
12	Gabby Gregory	G	So.	5-11	Tulsa, Okla. (Holland Hall)
15	Heavenly Greer	F	Fr.	6-3	Phoenix, Ariz. [Ganesha (Calif.)]
22	Ana Llanusa	G	Sr.	6-0	Choctaw, Okla. (Choctaw)
24	Skylar Vann	G	Fr.	5-10	Edmond, Okla. (Deer Creek)
25	Madi Williams	G/F	Jr.	6-0	Fort Worth, Texas (Trinity Valley School)
30	Taylor Robertson	G	Jr.	5-7	McPherson, Kan. (McPherson)
32	Tatum Veitenheimer	G	Jr.	5-8	Windthorst, Texas (Windthorst)
34	Liz Scott	F	So.	6-2	Tomball, Texas (Klein Oak)

## STAFF

**Head Coach:** Sherri Coale (Oklahoma Christian '87)

**Assistant Coach:** Colton Coale (Oklahoma '15)

**Assistant Coach:** Courtney Paris (Oklahoma '09)

**Assistant Coach:** Jackie Stiles (Missouri State '01)

## PRONUNCIATION GUIDE

Ana **Llanusa** - yuh-NEW-suh

**Nevaeh** Tot - nu-VAY-uh

Tatum **Veitenheimer** - VY-ten-HI-mer



# ROSTER BREAKDOWN

STARTERS RETURNING (5)	NO.	HT.	CL.	POS.	GP-GS	PPG	RPG	APG	MPG
Gabby Gregory	12	5-11	So.	G	30-22	11.3	4.3	1.5	29.8
Ana Llanusa	22	6-0	Sr.	G	23-20	15.4	4.6	2.0	26.2
Taylor Robertson	30	5-8	Jr.	G	30-30	19.1	3.1	1.9	37.7
Mandy Simpson	3	6-1	Sr.	F	30-30	5.4	6.9	2.9	28.6
Madi Williams	25	6-0	So.	G/F	30-26	16.1	7.3	1.9	32.5

LETTERWINNERS RETURNING (5)	NO.	HT.	CL.	POS.	GP-GS	PPG	RPG	APG	MPG
Ashlynn Dunbar	23	6-0	RSr.	G	1-0	0.0	0.0	0.0	2.4
Liz Scott	34	6-0	So.	F	15-0	2.6	1.5	0.5	6.5
Tatum Veitenheimer	32	5-8	So.	G	30-15	2.9	2.6	2.7	19.9

PLAYERS NOT RETURNING (3)	NO.	HT.	CL.	POS.	GP-GS	PPG	RPG	APG	MPG
Chloe Bloom	13	6-3	RFr.	F/C	4-0	0.5	1.3	0.0	3.5
Ashlynn Dunbar*	23	6-0	RSr.	G	1-0	0.0	0.0	0.0	2.0
Nydia Lampkin*	21	6-3	Jr.	F	30-1	3.3	3.0	0.6	13.8
Jessi Murcer*	0	5-7	Jr.	G	27-1	2.0	0.9	0.8	8.0
Aspen Willison	31	6-4	So.	C	19-0	2.8	0.8	0.1	6.4

NEWCOMERS (3)	NO.	HT.	CL.	POS.	NOTES
Heavenly Greer	15	6-3	Fr.	F	McDonald's All-America Game nominee
Nevaeh Tot	1	5-3	Fr.	G	4-Star recruit by Prospects Nation
Skylar Vann	24	5-10	Fr.	G	Three-time COAC first-team selection

\*Opted out

## BY CLASS

**Seniors (2):** Ana Llanusa, Mandy Simpson

**Juniors (3):** Taylor Robertson, Tatum Veitenheimer, Madi Williams

**Sophomores (2):** Gabby Gregory, Liz Scott

**Freshmen (3):** Heavenly Greer, Nevaeh Tot, Skylar Vann

## BY STATE

**Arizona:** Heavenly Greer (Phoenix)

**Idaho:** Mandy Simpson (Boise)

**Kansas:** Taylor Robertson (McPherson)

**Oklahoma:** Gabby Gregory (Tulsa), Ana Llanusa (Choctaw), Skylar Vann (Edmond)

**Texas:** Liz Scott (Tomball), Madi Williams (Fort Worth), Nevaeh Tot (McKinney), Tatum Veitenheimer (Windthorst)



THE SOONERS





# ANA LLANUSA



## ANA LLANUSA

**GUARD**

**22**

SENIOR » 3L » 6-0

CHOCTAW, OKLA. » CHOCTAW HS

### CAREER HONORS

- ▶ 2020-21 Preseason All-Big 12 Team
- ▶ 2018-19 All-Big 12 Second Team
- ▶ 2017-18 All-Big 12 Honorable Mention
- ▶ 2017-18 Big 12 All-Freshman Team
- ▶ Big 12 Freshman of the Week (Dec. 18, 2017)
- ▶ Big 12 Freshman of the Week (Feb. 5, 2018)
- ▶ USBWA National Freshman of the Week (Feb. 6, 2018)

### JUNIOR (2019-20)

Played in 23 games with 20 starts ... Averaged 15.4 points per game to rank third on the team and 10th in the Big 12 ... Scored in double figures in 18 games ... Led the team in scoring in eight contests ... Seven 20+-point performances ... Three games with 25+, including a 30-point effort against Missouri State on 11-for-18 shooting (Nov. 14) ... Led all Big 12 players in steals per game with an average 2.26 ... Four games with four or more assists ... Tallied a single-game conference-high eight steals against UAB (Nov. 10) ... Stuffed the stat sheet against the Blazers with 25 points, eight steals and a season-high eight rebounds ... Season-high seven assists against Abilene Christian (Nov. 26) ... Scored her 1,000th career point against West Virginia (Feb. 5) to become the 36th 1,000-points scorer in program history and the 17th OU player to reach 1,000 points in three seasons or fewer ... Recorded a career-high two blocks at TCU (March 4).

### SOPHOMORE (2018-19)

All-Big 12 Second Team selection ... Started 17 games and appeared in 20 contests ... Finished the season averaging 18.3 points per game, shooting .382 from the field and .341 from the 3-point line ... Ranked third in the league with 19.1 points per game during Big 12 play ... Set OU record with six straight games with 20-plus points (Feb. 10-25) ... Had three contests with 30-plus points, tied for the most by a Sooner in a single season ... Scored 20-plus points in nine contests ... Had 15 double-digit scoring games ... Started season opener

against Western Kentucky (Nov. 9), but missed next 10 games due to foot surgery ... Led the team in scoring nine times after her return from injury ... Scored season-high 35 points at Iowa State (Jan. 19), setting career highs with 15 free throws made and knocking 8-of-18 attempts from the field along with four 3-pointers ... Had 33 points on 10-of-20 shooting and hit five triples against Kansas State (Feb. 10) ... Recorded 31 points at Baylor (Feb. 16), tied for the most the point scored against the Lady Bears during the season ... Was 10-of-17 and finished with 26 points at West Virginia (Feb. 23) ... Earned first career double-double with 26 points and 14 rebounds in a victory over Oklahoma State (Feb. 25) ... Set career high with 11 made field goals and finished with 26 points at Texas Tech (March 5) ... During Big 12 play, ranked third in the league with 2.5 3-pointers made per game and recorded 1.9 steals per contest ... Also shot .837 from the free throw line against conference foes (ranked fourth in the Big 12) and posted a .354 clip from beyond the arc (10th) ... 18.3 scoring average ranked as the eighth-best mark by a Sooner during the Big 12 era.

### FRESHMAN (2017-18)

Big 12 All-Freshman Team and All-Big 12 Honorable Mention ... Played in 30 games, making 22 starts ... Fourth on the team in scoring at 12.6 points per game ... Ranked second in the Big 12 among freshman during the regular season in scoring average ... Third on the team with 45 3-pointers, the sixth-most made by an OU freshman in a one season ... Also averaged 4.0 rebounds and 1.3 steals per game ... Played 29.5 minutes per contest, which ranks sixth on OU's freshman record list ... Registered 22 double-figure scoring games ... Led team in scoring in four games ... Made at least three 3-pointers in seven games ... Won Big 12 Freshman of the Week twice during the season ... Earned USBWA National Freshman of the Week honors on Feb. 6 after averaging 19.0 points and 6.0 rebounds per game in home wins over Kansas State (Jan. 31) and West Virginia (Feb. 3) ... Finished with a season-high 27 points twice (vs. New Mexico, vs. West Virginia) ... Hit season-high six 3-point-

### » LLANUSA'S CAREER STATISTICS

Overall	G-GS	MP-Avg.	FG-A	Pct.	3G-A	Pct.	FT-A	Pct.	O-D-Tot	Avg.	PF-D	A	TO	B	S	TP	Avg.
2017-18	30-22	886-29.5	128-344	.372	45-171	.263	76-108	.704	39-82-121	4.0	93-7	29	62	2	40	377	12.6
2018-19	20-17	583-29.2	105-275	.382	47-138	.467	108-132	.818	25-42-67	3.4	67-5	24	56	1	38	365	18.3
2019-20	20-23	602-26.2	126-307	.410	32-113	.283	70-101	.693	43-62-105	4.6	82-8	46	77	3	52	354	15.4
<b>Career</b>	<b>73-59</b>	<b>2072/28.4</b>	<b>359-926</b>	<b>.388</b>	<b>124-422</b>	<b>.294</b>	<b>254-341</b>	<b>.745</b>	<b>107-186-293</b>	<b>4.0</b>	<b>242-20</b>	<b>99</b>	<b>195</b>	<b>6</b>	<b>130</b>	<b>1096</b>	<b>15.0</b>

Big 12	G-GS	MP-Avg.	FG-A	Pct.	3G-A	Pct.	FT-A	Pct.	O-D-Tot	Avg.	PF-D	A	TO	B	S	TP	Avg.
2017-18	17-16	570-33.5	73-195	.374	29-94	.309	39-57	.684	24-48-72	4.2	45-1	16	39	2	21	214	12.6
2018-19	18-15	532-29.6	98-252	.389	45-127	.354	103-123	.837	29-39-63	3.5	60-4	20	47	0	34	344	19.1
2019-20	8-11	253-23.0	48-127	.378	13-48	.271	31-41	.756	16-21-37	3.4	40-4	12	28	3	24	140	12.7
<b>Career</b>	<b>43-42</b>	<b>1355-28.7</b>	<b>219-574</b>	<b>.382</b>	<b>87-269</b>	<b>.323</b>	<b>173-221</b>	<b>.783</b>	<b>69-108-177</b>	<b>3.7</b>	<b>145-9</b>	<b>48</b>	<b>114</b>	<b>5</b>	<b>79</b>	<b>698</b>	<b>16.2</b>



ers and finished 9-of-14 from the field with 27 points against West Virginia (Feb. 3) ... Filled the box score with 27 points and seven rebounds against New Mexico (Dec. 16) ... Recorded season-high nine rebounds and posted 15 points against South Florida (Dec. 9) ... Scored 19 points against Baylor (Jan. 14) ... Became the first OU freshman to play 45 minutes in a single game in the Sooners' overtime road victory at West Virginia (Feb. 17) ... Tied OU single-game NCAA Tournament record with 11 free throws made against DePaul (March 16) ... Attempted 16 3-pointers against New Mexico, which set a Lloyd Noble Center record.



## PRIOR TO OKLAHOMA

A five-star prospect by ESPN Hoop Gurlz (No. 8 guard/No. 32 overall) and Prospect Nation (No. 3 guard/No. 20 overall) ... Guided Choctaw to four straight state tournament appearances ... Led her team to the Class 6A State Tournament Championship as a senior ... Finished career as the all-time leader in points scored in Oklahoma's Class 6A Tournament and ranks 23rd all-time in state history with 2,249 career points ... Selected as the Oklahoman's 2017 Super 5 and Big All-City Player of the Year after averaging 19.5 points and 6.2 rebounds a game as a senior ... Named the 2017 Jim Thorpe Female Player of the Year by the Oklahoma Basketball Coaches Association ... Recognized as a WBCA All-America honorable mention and 2017 Oklahoma Gatorade Player of the Year following the conclusion of her prep career.

## » LLANUSA BY THE NUMBERS

Miscellaneous	2019-20	Career
10-Plus Points	18	55
20-Plus Points	7	18
10-Plus Rebounds	0	1
Double-Doubles	1	1
Fills the Box Score	1	1
Leads Team in Points	18	12
Leads Team in Rebounds	3	3
Leads Team in Assists	3	5

## » LLANUSA'S SEASON HIGHS

Points	30 vs. Missouri State (11/14/19)
Field Goals	11 (twice)
3-Point Field Goals	4 vs. LSU (12/7/19)
Free Throws Made	9 vs. UAB (11/10/19)
Rebounds	8 (three times)
Assists	5 vs. SFA (11/20/19)
Blocked Shots	2 at TCU (3/4/20)
Steals	8 vs. UAB (11/20/19)
Minutes Played	28 vs. UAB (11/20/19)

## » CAREER HIGHS

Points	35 at Iowa State (1/19/19)
Field Goals	11 (three times)
3-Point Field Goals	6 vs. West Virginia (2/3/18)
Free Throws Made	15 at Iowa State (1/19/19)
Rebounds	14 vs. Oklahoma State (2/25/19)
Assists	4 vs. Kansas State (1/31/18)
Blocked Shots	1 (twice)
Steals	5 vs. Kansas State (2/10/19)
Minutes Played	45 at West Virginia (2/17/18)



# MANDY SIMPSON



## MANDY SIMPSON

**FORWARD**

**3**

SENIOR » 3L » 6-1  
BOISE, IDAHO » BOISE HS

### CAREER HONORS

- ▶ 2019-20 Academic All-Big 12 First Team
- ▶ 2018-19 Academic All-Big 12 First Team
- ▶ Big 12 Freshman of the Week (Nov. 13, 2017)

### JUNIOR (2019-20)

Started all 30 games in 2019-20 ... Had eight performances with rebounds in double digits ... Led the team in rebounds in 1 contests and assists in five ... Finished the season with 208 total rebounds and averaging 6.9 per game to rank 11th in the Big 12 ... Averaged 8.2 rebounds per game in Big 12 contests ... Scored 18 points in OU's win over No. 25 LSU (Dec. 7) and added 10 rebounds for her first career double-double ... Logged a stuffed stat sheet at Texas Tech (Jan. 22) with a career-high 19 points, nine rebounds and six assists ... Pulled down 10 boards to go with 12 assists at Kansas (Feb. 2) to tie for the eighth-most assists in a single game in program history ... Tallied a season-high 15 rebounds against Oklahoma State (Feb. 11) ... Earned first team Academic All-Big 12 honors for her work in the classroom and was one of four Big 12 student-athletes to register a 4.0 GPA.

### SOPHOMORE (2018-19)

Averaged 5.2 points and 5.9 rebounds per game ... Appeared in 30 games and recorded 28 starts ... Finished the season with a .408 field goal percentage ... Ranked 16th in the Big 12 in rebounds per game ... Scored in double figures five times ... Had a at Texas Tech (March 5), recording 11 points and a career-high 16 rebounds ... Dished six assists in at least three games ... Finished with 10 points, six rebounds and five assists at Texas (Jan. 9) ... Scored season-high 15 points versus Northwestern State (Nov. 15) ... Led team in rebounding eight times, while leading the Sooners in assists in seven games.

### FRESHMAN (2017-18)

Played 25 games and earned nine starts ... Became the 10th true freshman to start a season opener for the Sooners during the Sherri Coale era ... Earned Big 12 Freshman of the Week honors for her 12-point, five-rebound performance against Belmont (Nov. 10) ... Had season-high 12 rebounds against New Mexico ... Scored eight points against Texas (Dec. 28) and at Texas Tech (Jan. 14) ... Had five games with at least five rebounds ... Led team in rebounding four times.

### PRIOR TO OKLAHOMA

Averaged a double-double during her senior season at Boise High School with 16.1 points and 10.1 rebounds per contest ... Finished her prep career as a two-time first-team all-state selection, while earning second-team honors as a sophomore ... Ranked as the 20th-best forward in the 2017 class by ESPN HoopGurlz ... Nominated to participate in the 2017 McDonald's All-American Game ... Put up impressive numbers as a junior, averaging 17.0 points, 11.4 rebounds, 2.5 assists and 1.5 steals per game ... Earned first-team all-state honors as a junior, helping Boise High School to a third-place finish at the Idaho state tournament ... In the classroom, she earned SIC Class 5A Academic Team honors after recording a 3.5 GPA.

### » SIMPSON'S CAREER STATISTICS

Overall	G-GS	MP-Avg.	FG-A	Pct.	3G-A	Pct.	FT-A	Pct.	Off-Def-Tot	Avg.	PF-D	A	TO	B	S	TP	Avg.
2017-18	25-9	324-13.0	24-70	.343	0-0	.000	9-18	.500	34-48-82	3.3	23-0	8	28	2	4	57	2.3
2018-19	30-28	816-27.2	69-169	.408	0-0	.000	19-36	.528	57-121-178	5.9	98-6	72	87	5	23	157	5.2
2019-20	30-30	859-28.6	71-162	.438	0-0	.000	19-36	.528	62-146-208	6.9	101-6	86	89	6	24	161	5.4
<b>Career</b>	<b>85-67</b>	<b>2000-23.5</b>	<b>164-401</b>	<b>.409</b>	<b>0-0</b>	<b>.000</b>	<b>47-90</b>	<b>.522</b>	<b>153-315-468</b>	<b>5.5</b>	<b>222-11</b>	<b>166</b>	<b>204</b>	<b>13</b>	<b>51</b>	<b>375</b>	<b>4.4</b>
Big 12	G-GS	MP-Avg.	FG-A	Pct.	3G-A	Pct.	FT-A	Pct.	Off-Def-Tot	Avg.	PF-D	A	TO	B	S	TP	Avg.
2017-18	13-1	132-10.2	10-22	.455	0-0	.000	3-8	.375	7-19-26	2.0	9-0	2	10	0	1	23	1.8
2018-19	18-16	476-26.4	37-98	.378	0-0	.000	12-21	.571	35-64-99	5.5	53-2	42	56	0	13	86	4.8
2019-20	19-19	573-31.9	50-101	.495	0-0	.000	10-14	.714	39-107-146	8.1	64-4	58	60	5	15	110	6.1
<b>Career</b>	<b>50-36</b>	<b>1,181-22.8</b>	<b>97-221</b>	<b>.439</b>	<b>0-0</b>	<b>.000</b>	<b>25-43</b>	<b>.581</b>	<b>81-190-271</b>	<b>5.2</b>	<b>126-6</b>	<b>102</b>	<b>126</b>	<b>5</b>	<b>29</b>	<b>219</b>	<b>4.23</b>



## » SIMPSON BY THE NUMBERS

Miscellaneous	2019-20	Career
10-Plus Points	4	10
20-Plus Points		
10-Plus Rebounds	8	10
Double-Doubles	3	3
Fills the Box Score	3	5
Leads Team in Points		
Leads Team in Rebounds	11	23
Leads Team in Assists	6	14

## » SIMPSON'S SEASON HIGHS

Points	19 at Texas Tech (1/22/20)
Field Goals	7 (twice)
3-Point Field Goals	
Free Throws Made	5 at Texas Tech (1/22/20)
Rebounds	5 at Texas Tech (1/22/20)
Assists	12 at Kansas (2/2/20)
Blocked Shots	2 at Oklahoma State (1/8/20)
Steals	3 (twice)
Minutes Played	43 at Kansas (2/2/20)

## » CAREER HIGHS

Points	19 at Texas Tech (1/22/20)
Field Goals	7 (twice)
3-Point Field Goals	
Free Throws Made	5 at Texas Tech (1/22/20)
Rebounds	16 at Texas Tech (3/15/19)
Assists	12 at Kansas (2/2/20)
Blocked Shots	2 (three times)
Steals	4 at Texas Tech (3/5/19)
Minutes Played	43 at Kansas (2/2/20)



# TAYLOR ROBERTSON



## TAYLOR ROBERTSON

**GUARD**

**30**

JUNIOR » 2L » 5-9

MCPHERSON, KAN. » MCPHERSON HS

### CAREER HONORS

- ▶ 2021 Ann Meyers Drysdale Award Watch List
- ▶ 2020 Preseason All-Big 12 Team
- ▶ 2020 All-Big 12 Honorable Mention
- ▶ 2019-20 Ann Meyers Drysdale Award Top 10 Finalist
- ▶ Big 12 Freshman of the Week (Nov. 12, 2019, Nov. 19, 2019, Dec. 3, 2019, Dec. 26, 2019)
- ▶ Big 12 All-Freshman Team
- ▶ Big 12 Player of the Week (Dec. 2, 2019)
- ▶ 2019 Big 12 Freshman Team

### SOPHOMORE (2019-20)

Played in and started all 30 games ... Totaled 1,232 minutes (37.73 per game), the most of any Big 12 player ... Drained 131 3-pointers to set a host of records ... Shattered the OU single-season treys record as well as the Big 12 record, which had stood since 2002-2003 ... Became the first player in Big 12 history to hit 100 or more 3s in back-to-back seasons ... Scored her 1,000 career point against Texas Tech in the final game of the season (March 7) to become just the third player to reach the milestone in program history after Courtney Paris and Aaryn Ellenberg, OU's top two scorers of all time ... 37th player in program history to reach 1,000 points ... Led the nation in made 3s (131) as well as 3s per game (4.37) for the entire season ... The NCAA's active career leader in 3-point field goal percentage at .443 (236-for-533) and treys per game with a 3.93 average ... As a sophomore was the youngest member of both 10-player active career lists ... Led OU in total points (573) and points per game (19.1) this season ... Was the Sooners' top scorer in 17 contests ... Had 15 games with 20 or more points ... Set a program record for the most consecutive 20-plus point games with eight from Dec. 7 to Jan. 22 ... Finished third in the Big 12 in scoring ... Also led the Sooners and the league from the free throw line, going 112-for-125 (.896) to rank third in OU single-season history ... Logged three performances with 30 or more points to tie for the most by a Big 12 player and the third most in a single season by an OU player ... Scored 30 at Wichita State on a career-high

nine 3-pointers and 10-for-17 shooting from the field (Nov. 30) ... 31 points in OU's upset of No. 17 West Virginia (Feb. 5) ... Registered 31 points in OU's comeback win at Kansas, scoring 25 of those in the second half and overtime and going 12-for-12 from the charity stripe (Feb. 2) ... Named Big 12 Player of the Week on Dec. 2 ... Chosen as an All-Big 12 honorable mention ... Top 10 finalist for the Ann Meyers Drysdale Award, given annually to the top shooting guard in women's NCAA Division I basketball ... Earned second team Academic All-Big 12 honors for her work in the classroom.

### FRESHMAN (2018-19)

Earned Big 12 All-Freshman Team honors after putting together one of the most prolific offensive campaigns by a Sooner freshman ... Named Big 12 Freshman of the Week four times ... Averaged 14.3 points per game and appeared in 30 contests, making 29 starts ... Made 105 3-pointers, which set an OU freshman record and rank second in program single-season history ... Also led all Division I freshmen and ranked 12th nationally in 3-pointers made ... Finished second in the country with 3.50 3-pointers per game ... Was first among Division I freshmen in 3-point field goal percentage (.476) and finished the year ranked fifth overall ... Led all Big 12 freshmen with an .889 clip at the free throw line ... Finished the season with 429 points, the seventh-most ever by a Sooner freshman ... Set the OU freshman single-game record in her collegiate debut, knocking down eight treys to finish with 24 points against Western Kentucky (Nov. 9) ... Scored 20 points and buried six treys against Northwestern State (Nov. 15) ... Hit seven 3-pointers in back-to-back games at New Mexico (Nov. 28) and at Auburn (Dec. 2) ... Recorded 23 points and finished with six made 3-pointers against UConn (Dec. 19) ... Was 6-of-8 from beyond the arc and added 18 points in OU's win at West Virginia (Feb. 23) ... Hit seven treys at Texas Tech and chipped in 21 points at Texas Tech (March 5) ... Had eight 20-point scoring games ... Also led the team in scoring in eight contests ... Set the OU freshman record for minutes per game (33.8) ... Was one of three players in Division I to shoot at least .450 from the field,

### » ROBERTSON'S CAREER STATISTICS

Overall	G-GS	MP-Avg.	FG-A	Pct.	3G-A	Pct.	FT-A	Pct.	Off-Def-Tot	Avg.	PF-D	A	TO	B	S	TP	Avg.
2018-19	30-29	1013-33.8	134-290	.462	105-225	.467	56-63	.889	13-85-98	3.3	56-1	39	43	2	30	429	14.3
2019-20	30-30	1132-37.7	165-374	.441	131-308	.425	112-125	.896	11-81-92	3.1	50-0	57	35	5	27	573	19.1
<b>Career</b>	<b>60-59</b>	<b>2145-35.75</b>	<b>299-664</b>	<b>.452236-533</b>	<b>.446</b>	<b>168-188</b>	<b>.892</b>	<b>24-166-190</b>	<b>3.2</b>	<b>106-1</b>	<b>96</b>	<b>78</b>	<b>7</b>	<b>57</b>	<b>1002</b>	<b>16.7</b>	
Big 12	G-GS	MP-Avg.	FG-A	Pct.	3G-A	Pct.	FT-A	Pct.	Off-Def-Tot	Avg.	PF-D	A	TO	B	S	TP	Avg.
2018-19	18-18	604-33.6	63-145	.434	49-107	.458	31-35	.886	10-47-57	3.2	34-1	14	25	2	19	306	11.4
2019-20	18-18	698-38.8	92-226	.407	68-108	.378	82-90	.911	5-53-58	3.2	35-0	37	25	2	16	334	18.6
<b>Career</b>	<b>36-36</b>	<b>1302-36.2</b>	<b>155-371</b>	<b>.421</b>	<b>117-215</b>	<b>.418</b>	<b>113-125</b>	<b>.899</b>	<b>15-100=115</b>	<b>3.2</b>	<b>69-1</b>	<b>51</b>	<b>50</b>	<b>4</b>	<b>35</b>	<b>640</b>	<b>15.0</b>

# TAYLOR ROBERTSON



.450 from beyond the arc and .880 from the free throw line ... Averaged 11.4 points per game and shot .458 from 3-point range in league play.

## PRIOR TO OKLAHOMA

Ranked No. 90 nationally by Prospect Nation ... Led McPherson (Kan.) High School to the 2018 Class 4A state championship ... Averaged 23.9 points, 4.7 rebounds and 2.8 assists per game as a senior, while shooting .477 from 3-point range and .905 at the free throw line ... Named 2018 Miss Kansas Basketball ... Set the school record for points scored with 1,912 points ... Scored 21 points in the state championship game to help McPherson to its first state title since 2012 ... As a junior, broke McPherson's program record for points per game (24.3), points scored (582), field goal percentage (.619) and free throw percentage (.915) ... Made 322 3-pointers during her prep career ... 2018 Wichita Eagle All-State First Team ... 2017 Kansas Gatorade Player of the Year ... 2018 All-USA Kansas Girls Basketball Team first-team pick.



## » ROBERTSON BY THE NUMBERS

Miscellaneous	2019-20	Career
10-Plus Points	28	50
20-Plus Points	13	21
10-Plus Rebounds		
Double-Doubles		
Fills the Box Score		
Leads Team in Points	17	25
Leads Team in Rebounds		
Leads Team in Assists	4	5

## » ROBERTSON'S SEASON HIGHS

Points	31 at West Virginia (1/15/20)
Field Goals	10 (twice)
3-Point Field Goals	9 at Wichita State (11/20/19)
Free Throws Made	12 at Kansas (2/2/20)
Rebounds	7 (twice)
Assists	5 at Texas (1/28/20)
Blocked Shots	1 (five times)
Steals	3 at Houston (11/23/19)
Minutes Played	45 at Kansas (2/2/20)

## » CAREER HIGHS

Points	31 at West Virginia (1/15/20)
Field Goals	10 (twice)
3-Point Field Goals	9 at Wichita State (11/20/19)
Free Throws Made	12 at Kansas (2/2/20)
Rebounds	7 (three times)
Assists	5 (twice)
Blocked Shots	1 (six times)
Steals	5 at Texas (1/9/19)
Minutes Played	45 at Kansas (2/2/20)



# TATUM VEITENHEIMER



## TATUM VEITENHEIMER

**GUARD**

**32**

JUNIOR » 2L » 5-8

WINDTHORST, TEXAS » WINDTHORST HS

### SOPHOMORE (2019-20)

Played in all 30 games with 15 starts ... Finished second on the team in assists with 81 total (2.7 per game) ... Second on the team in steals with an average 1.6 per game ... Finished eighth among Big 12 players in total steals and 12th in steals per game average ... Stuffed the stat sheet on four different occasions ... Seven points, five assists and six rebounds in the season opener against Prairie View A&M (Nov. 8) ... Dished eight assists at Wichita State (Nov. 30) ... Logged six points, six assists, six steals and four rebounds against Sam Houston State (Dec. 15) ... Scored a career-high 16 points against Drake (Dec. 17), adding five rebounds four assists and two steals ... Tied her career-best with eight rebounds at Texas Tech (Jan. 22) ... Tallied eight points, seven steals and five assists against Kansas (Feb. 26) ... Named to the Academic All-Big 12 first team for her work in the classroom.

### FRESHMAN (2018-19)

Earned 16 starts and played in 30 games ... Averaged 4.4 points, 2.7 and 2.5 rebounds per contest ... Recorded 76 assists, the fifth-most in a single-season by an OU freshman ... Scored 11 points and recorded season-high five steals in collegiate debut against Western Kentucky (Nov. 9) ... Set season high with six assists against Clemson (Nov. 23) and New Mexico (Nov. 28) ... Had eight points, five rebounds and four assists in OU's Big 12 opener against Texas Tech (Jan. 2) ... Stuffed stat sheet with nine points, seven rebounds and five assists at Iowa State (Jan. 19) ... Led team in assists in 10 games.

### PRIOR TO OKLAHOMA

Ranked No. 8 point guard and No. 24 overall by Prospect Nation ... Scored 3,311 career points (24.7 per game) during her four-year career at Windthorst (Texas) High School ... Was a four-time all-state selection by the Texas Association of Basketball Coaches ... Two-time Red River 22 MVP ... As a senior, averaged 25.7 points, 6.6 assists and 6.9 steals per game ... Led Windthorst to a 48-0 record in district play in four seasons ... Averaged 26.7 points, 7.1 steals and 5.3 assists per game as a junior ... Also lettered in volleyball, softball, tennis, cross country and track during her high school career ... Earned all-state honors in volleyball and softball.

### » VEITENHEIMER'S CAREER STATISTICS

Overall	G-GS	MP-Avg.	FG-A	Pct.	3G-A	Pct.	FT-A	Pct.	Off-Def-Tot	Avg.	PF-D	A	TO	B	S	TP	Avg.
2018-19	30-16	692-23.1	47-24	.379	12-45	.267	26-39	.667	25-57-82	2.7	48-1	76	81	1	36	132	4.4
2019-20	30-15	598-19.9	31-92	.337	7-29	.241	17-27	.630	20-57-77	2.6	34-0	81	66	3	49	86	2.9
<b>Career</b>	<b>60-31</b>	<b>1290=21.5</b>	<b>78-116</b>	<b>.358</b>	<b>19-74</b>	<b>.254</b>	<b>43-66</b>	<b>.649</b>	<b>45-114-159</b>	<b>2.7</b>	<b>82-1</b>	<b>157</b>	<b>147</b>	<b>4</b>	<b>85</b>	<b>218</b>	<b>3.7</b>
Big 12	G-GS	MP-Avg.	FG-A	Pct.	3G-A	Pct.	FT-A	Pct.	Off-Def-Tot	Avg.	PF-D	A	TO	B	S	TP	Avg.
2018-19	18-7	353-19.6	22-67	.328	4-22	.182	17-22	.773	14-33-47	2.6	34-1	37	48	1	15	65	3.6
2019-20	18-8	366-20.3	13-41	.317	3-11	.273	11-15	.733	12-31-43	2.4	24-0	41	34	1	33	40	2.2
<b>Career</b>	<b>36-15</b>	<b>719-19.9</b>	<b>35-108</b>	<b>.323</b>	<b>7-33</b>	<b>.228</b>	<b>28-37</b>	<b>.753</b>	<b>26-64-90</b>	<b>2.5</b>	<b>58-1</b>	<b>78</b>	<b>82</b>	<b>2</b>	<b>38</b>	<b>105</b>	<b>2.9</b>





## » VEITENHEIMER BY THE NUMBERS

Miscellaneous	2019-20	Career
10-Plus Points	1	2
20-Plus Points		
10-Plus Rebounds		
Double-Doubles		
Fills the Box Score	2	5
Leads Team in Points		
Leads Team in Rebounds	1	2
Leads Team in Assists	8	18

## » VEITENHEIMER'S SEASON HIGHS

Points	16 vs. Drake (12/17/19)
Field Goals	5 vs. Drake (12/17/19)
3-Point Field Goals	3 vs. Drake (12/17/19)
Free Throws Made	3 vs. Drake (12/17/19)
Rebounds	8 at Texas Tech (1/22/20)
Assists	8 at Wichita State (11/20/19)
Blocked Shots	1 (three times)
Steals	6 vs. SHSU (12/15/19)
Minutes Played	39 at Texas Tech (1/22/20)

## » CAREER HIGHS

Points	16 vs. Drake (12/17/19)
Field Goals	5 vs. Drake (12/17/19)
3-Point Field Goals	3 (twice)
Free Throws Made	4 vs. Kansas State (2/10/19)
Rebounds	8 (twice)
Assists	8 at Wichita State (11/20/19)
Blocked Shots	1 (four times)
Steals	6 vs. SHSU (12/15/19)
Minutes Played	39 at Texas Tech (1/22/20)



# MADI WILLIAMS



## MADI WILLIAMS

**GUARD**

**25**

JUNIOR » 2L » 6-0

FORT WORTH, TEXAS » TRINITY VALLEY SCHOOL

### CAREER HONORS

▶ 2020 Preseason All-Big 12 Team

### SOPHOMORE (2019-20)

Played in all 30 games with 26 starts ... Led the team in made field goals (192) and finished second in points (484), second in scoring average (16.1 PPG) and second in field goal percentage (.471) ... Ranked seventh in the Big 12 in scoring and fifth in field goal percentage ... Led the Sooners in rebounds, averaging 7.3 per game ... Ninth in the Big 12 in rebounding ... Scored in double figures in 27 of 30 games in 2019-20, including the last 18 straight ... Seven performances of 20 points or more ... Hit 10 or more field goals in three contests ... Led OU in rebounds in 15 contests ... Registered six double-doubles across the season ... Had back-to-back doubles to open the season against Prairie View A&M (14 pts/10 reb) on Nov. 4 and UAB (24 pts/13 reb) on Nov. 10 ... Shot .900 (9-for-10) from the charity stripe against UAB ... Matched her career high in rebounds with 16 against Stephen F. Austin (Nov. 26), also good for the most by a Sooner this season ... Hit the go-ahead layup with 0:03 seconds remaining to lift the Sooners over Oklahoma State in Stillwater (Jan. 8) ... Saw 43 minutes in OU's overtime win at Kansas and scored a career-high 26 points (Feb. 2) ... Sank a career-best 11 field goals at Texas (Feb. 29), also the most by an OU player in 2019-20 ... 24 points and 10 rebounds against Texas Tech in the final game of the season (March 7).

### FRESHMAN (2018-19)

Averaged 11.6 points per game and led the team with 8.0 rebounds per contest ... Started 29 of 30 games ... Led all Big 12 freshmen and ranked seventh in the league with seven double-doubles ... Had 10 games with at least 10-plus rebounds ... Posted a .416 clip from the field ... Ranks fourth on OU's freshman record's list in rebounds per game (8.0) and is tied for fifth in total rebounds (241) ... Had 38 steals and chipped in 55 assists ... Picked up a double-double in her collegiate debut, finishing with 15 points and 15 rebounds against Western Kentucky (Nov. 9) ... Logged 15 rebounds against Northwestern State (Nov. 15) ... Was the first Sooner freshman since Courtney Paris (2005-06) to record 15 rebounds in back-to-back games ... Finished with season-high 22 points and eight rebounds versus UAB (Nov. 22) in the Junkanoo Jam ... Earned double-double with 12 points and 11 rebounds against UConn (Dec. 19) ... Had 10 points and season-high 16 rebounds at SMU (Dec. 22) ... Logged 18 points, 11 rebounds and three assists in OU's victory over Kansas (Feb. 13) ... Had 11 points and 11 rebounds in a Bedlam victory over Oklahoma State (Feb. 25) ... Finished with 19 points and nine rebounds against Texas Tech in the first round of the Big 12 Championship.

### PRIOR TO OKLAHOMA

Five-star recruit ranked No. 1 wing and No. 8 overall prospect by Prospect Nation ... Four-star recruit and ranked No. 4 wing and No. 24 overall by ESPN HoopGurlz ... Participated in the McDonald's All-American Game as well as the Jordan Brand Classic ... Led her team in scoring with 13 points on 6-of-11 shooting at the McDonald's All-American Game ... Seventh OU signee to compete in the McDonald's All-American Game ... Second Sooner to play in the Jordan Brand Classic ... 2018 All-USA Texas Girls Basketball Team first-team pick ... Averaged 25.7 points, 7.0 rebounds and 4.0 steals per game at Trinity Valley School ... Scored 20.0 points per game as a sophomore ... Participated in the 2016 USA Basketball U16 World Championship Team trials and the 2017 USA Basketball U17 World Championship Team trials.

### » WILLIAMS' CAREER STATISTICS

Overall	G-GS	MP-Avg.	FG-A	Pct.	3G-A	Pct.	FT-A	Pct.	Off-Def-Tot	Avg.	PF-D	A	TO	B	S	TP	Avg.
2018-19	30-29	881-29.4	137-329	.416	2-20	.100	73-121	.603	89-152-241	8.0	103-6	55	92	16	38	349	11.6
2019-20	30-26	976-32.5	192-408	.471	18-51	.353	82-117	.701	68-150-218	7.3	95-3	95	119	9	42	484	16.1
<b>Career</b>	<b>60-55</b>	<b>1857-30.9</b>	<b>329-727</b>	<b>.444</b>	<b>20-71</b>	<b>.227</b>	<b>155-238</b>	<b>.652</b>	<b>157-302-459</b>	<b>7.7</b>	<b>198-9</b>	<b>150</b>	<b>211</b>	<b>25</b>	<b>80</b>	<b>833</b>	<b>13.9</b>
Big 12	G-GS	MP-Avg.	FG-A	Pct.	3G-A	Pct.	FT-A	Pct.	Off-Def-Tot	Avg.	PF-D	A	TO	B	S	TP	Avg.
2018-19	18-17	502-27.9	68-189	.360	2-7	.286	35-59	.593	47-74-121	6.7	71-6	29	52	7	22	173	9.6
2019-20	18-18	620-34.5	132-272	.485	13-38	.342	50-74	.676	32-80-112	6.2	63-3	36	78	6	29	327	18.2
<b>Career</b>	<b>36-35</b>	<b>1122-31.2</b>	<b>200-461</b>	<b>.423</b>	<b>15-45</b>	<b>.314</b>	<b>85-133</b>	<b>.635</b>	<b>79-154-233</b>	<b>6.5</b>	<b>134-9</b>	<b>65</b>	<b>130</b>	<b>13</b>	<b>51</b>	<b>500</b>	<b>13.9</b>



## » WILLIAMS BY THE NUMBERS

Miscellaneous	2019-20	Career
10-Plus Points	27	45
20-Plus Points	7	9
10-Plus Rebounds	7	17
Double-Doubles	6	13
Fills the Box Score	1	4
Leads Team in Points	6	9
Leads Team in Rebounds	15	29
Leads Team in Assists	1	5

## » WILLIAMS' SEASON HIGHS

Points	26 at Kansas (2/2/20)
Field Goals	11 at Texas (2/29/20)
3-Point Field Goals	3 vs. Iowa State (1/11/20)
Free Throws Made	9 vs. UAB (11/10/19)
Rebounds	16 vs. SFA (11/20/19)
Assists	4 (three times)
Blocked Shots	2 at Texas Tech (1/22/20)
Steals	3 at Oklahoma State (1/8/20)
Minutes Played	43 at Kansas (2/2/20)

## » CAREER HIGHS

Points	26 at Kansas (2/2/20)
Field Goals	11 at Texas (2/29/20)
3-Point Field Goals	3 vs. Iowa State (1/11/20)
Free Throws Made	9 vs. UAB (11/10/19)
Rebounds	16 (twice)
Assists	5 vs. Northwestern State (11/15/18)
Blocked Shots	3 vs. Western Kentucky (11/9/18)
Steals	3 at Oklahoma State (1/8/20)
Minutes Played	43 at Kansas (2/2/20)



# GABBY GREGORY



## GABBY GREGORY

**GUARD**

**12**

SOPHOMORE » 1L » 6-0

TULSA, OKLA. » HOLLAND HALL PREP

### CAREER HONORS

► 2020 All-Big 12 Freshman Team

### FRESHMAN (2019-20)

Appeared in all 30 contests and made 22 starts ... Ranked fourth on the team in scoring with an average 11.3 PPG ... Averaged 12.9 in Big 12 contests as the only league freshman to average 12 or more against conference opponents ... Second on the team in 3FG with 43 on the year and third in 3-point field goal percentage at .336 ... Went 65-for-77 (.844) from the free throw line to rank second on the team and tie for fourth on OU's freshman records list ... Poured in points in double figures in 18 contests, including three 20+-point performances ... Notched her first career double-double at Kansas (Feb. 2) with 18 points and 10 rebounds ... Scored a career-high 30 points at Baylor (Feb. 22) as the only player in the country to score more than 25 points against the Lady Bears and the only Big 12 freshman with a 30-point performance during the 2019-20 season ... A unanimous selection to the Big 12 All-Freshman team.

### PRIOR TO OKLAHOMA

2019 Oklahoma Gatorade Player of the Year at Holland Hall Prep ... No. 87 overall prospect by ESPN Hoop Gurlz ... Ranked No. 16 wing and No. 65 overall by Prospect Nation ... Became one of four prep player in Oklahoma history to finish their career with 2,500 points and 1,000 rebounds ... Scored 2,701 points during high school career, eighth-most in Oklahoma state history ... Averaged 31.2 points and 11.6 rebounds per game as a junior ... Had 11 games with at least 35 points scored in high school ... Two-time Tulsa World Player of the Year ... Won the 2019 Grigsby's Carpet, Tile and Hardwood Girls Athlete of the Year Award presented by the Tulsa World ... 2019 First Team OGCBA All-State selection ... 2018 and 2019 All-USA Oklahoma First Team selection ... Three-time Super 5 pick by the Oklahoman ... 2019 Jim Thorpe Award winner ... Also lettered in volleyball and track and field.

### » GREGORY'S CAREER STATISTICS

Overall	G-GS	MP-Avg.	FG-A	Pct.	3G-A	Pct.	FT-A	Pct.	Off-Def-Tot	Avg.	PF-D	A	TO	B	S	TP	Avg.
2019-20	30-22	895-11.3	116-290	.400	43-128	.336	65-77	.844	37-91-128	4.3	77-2	46	85	9	14	340	11.3
<b>Career</b>	30-22	895-11.3	116-290	.400	43-128	.336	65-77	.844	37-91-128	4.3	77-2	46	85	9	14	340	11.3
Big 12	G-GS	MP-Avg.	FG-A	Pct.	3G-A	Pct.	FT-A	Pct.	Off-Def-Tot	Avg.	PF-D	A	TO	B	S	TP	Avg.
2019-20	18-18	627-34.8	83-211	.393	33-95	.347	36-45	.800	24-66-90	5.0	53-2	33	67	7	11	235	13.1
<b>Career</b>	18-18	627-34.8	83-211	.393	33-95	.347	36-45	.800	24-66-90	5.0	53-2	33	67	7	11	235	13.1



## » GREGORY BY THE NUMBERS

Miscellaneous	2019-20	Career
10-Plus Points	18	18
20-Plus Points	3	3
10-Plus Rebounds	1	1
Double-Doubles	1	1
Fills the Box Score		
Leads Team in Points	1	1
Leads Team in Rebounds	4	4
Leads Team in Assists	2	2

## » GREGORY'S SEASON HIGHS

Points	30 at Baylor (2/22/20)
Field Goals	10 at Baylor (2/22/20)
3-Point Field Goals	5 (twice)
Free Throws Made	7 vs. SHSU (12/15/19)
Rebounds	10 at Kansas (2/2/20)
Assists	5 (twice)
Blocked Shots	2 (twice)
Steals	3 at Iowa State (2/8/20)
Minutes Played	42 vs. Kansas State (2/16/20)

## » CAREER HIGHS

Points	30 at Baylor (2/22/20)
Field Goals	10 at Baylor (2/22/20)
3-Point Field Goals	5 (twice)
Free Throws Made	7 vs. SHSU (12/15/19)
Rebounds	10 at Kansas (2/2/20)
Assists	5 (twice)
Blocked Shots	2 (twice)
Steals	3 at Iowa State (2/8/20)
Minutes Played	42 vs. Kansas State (2/16/20)



# LIZ SCOTT



## LIZ SCOTT

**FORWARD**

**12**

SOPHOMORE » 1L » 6-2  
TOMBALL, TEXAS » KLEIN OAK HS

### FRESHMAN (2019-20)

Made 15 appearances off the bench ... Averaged 2.6 points per game ... Scored a career-high 11 against Texas (Jan. 28) ... Pulled down eight rebounds against Kansas State (Feb. 16) and dished three assists in that contest ... Logged five points at TCU (March 4) ... Earned All-Big 12 Academic Rookie Team Honors for her work in the classroom.

### PRIOR TO OKLAHOMA

2019 Naismith All-America Honorable Mention ... Rated as a five-star recruit by Prospects Nation (No. 2 forward/No. 9 overall) and a four-star recruit by ESPN Hoop Gurlz (No. 15 wing/No. 76 overall) .. Missed senior season at Klein Oak (Texas) High School due to an ACL injury ... Averaged 16.2 points, 9.4 rebounds and 4.2 steals per game as a junior ... Scored over 1,000 career points in three prep seasons.

### » SCOTT'S CAREER STATISTICS

Overall	G-GS	MP-Avg.	FG-A	Pct.	3G-A	Pct.	FT-A	Pct.	Off-Def-Tot	Avg.	PF-D	A	TO	B	S	TP	Avg.
2019-20	15-0	98-6.5	16-35	.457	0-0	.000	7-19	.368	13-10-23	1.5	21-0	8	6	3	4	39	2.6
Career	15-0	98-6.5	16-35	.457	0-0	.000	7-19	.368	13-10-23	1.5	21-0	8	6	3	4	39	2.6
Big 12	G-GS	MP-Avg.	FG-A	Pct.	3G-A	Pct.	FT-A	Pct.	Off-Def-Tot	Avg.	PF-D	A	TO	B	S	TP	Avg.
2019-20	13-0	88-6.8	12-31	.387	0-0	.000	7-19	.368	12-10-22	1.7	16-0	8	5	3	4	31	2.4
Career	13-0	88-6.8	12-31	.387	0-0	.000	7-19	.368	12-10-22	1.7	16-0	8	5	3	4	31	2.4



### » SCOTT BY THE NUMBERS

Miscellaneous	2019-20	Career
10-Plus Points	1	1
20-Plus Points		
10-Plus Rebounds		
Double-Doubles		
Fills the Box Score		
Leads Team in Points		
Leads Team in Rebounds		
Leads Team in Assists		

### » SCOTT'S SEASON HIGHS

Points	11 vs. Texas (1/28/20)
Field Goals	4 vs. Texas (1/28/20)
3-Point Field Goals	
Free Throws Made	3 vs. Texas (1/28/20)
Rebounds	8 vs. Kansas State (2/16/20)
Assists	3 vs. Kansas State (2/16/20)
Blocked Shots	2 vs. Kansas State (2/16/20)
Steals	2 vs. Texas (1/28/20)
Minutes Played	17 vs. Texas (1/28/20)

### » CAREER HIGHS

Points	11 vs. Texas (1/28/20)
Field Goals	4 vs. Texas (1/28/20)
3-Point Field Goals	
Free Throws Made	3 vs. Texas (1/28/20)
Rebounds	8 vs. Kansas State (2/16/20)
Assists	3 vs. Kansas State (2/16/20)
Blocked Shots	2 vs. Kansas State (2/16/20)
Steals	2 vs. Texas (1/28/20)
Minutes Played	17 vs. Texas (1/28/20)



## HEAVENLY GREER

**FORWARD**

**15**

FRESHMAN » HS » 6-3

PHOENIX, ARIZ. » GANESHA (CALIF.) HS

### **PRIOR TO OKLAHOMA**

Rated No. 23 in her position by ESPN Hoopgurlz and No. 59 nationally by Prospects Nation ... McDonald's All-America game nominee ... Selected as the 2020 John R. Wooden High School Player of the Year for the CIF Southern Section Division V by the Los Angeles Athletic Club ... Named CIF Southern Section District 5A Player of the Year as well as a First Team All-Area and All-Miramonte League selection and California All-State nominee ... Led Ganesha to the CIF Southern Section Division 5A championship and the CIF State Championship's second round ... Averaged a stuffed stat sheet of 26 points, 15 rebounds, seven blocks, five steals and seven assists per game during her senior year ... Finished her prep career with 1,403 points, 820 boards and a monster 312 blocks.



## NEVAEH TOT

**GUARD**

**1**

FRESHMAN » HS » 5-3

MCKINNEY, TEXAS » JOHN PAUL II HS

### **PRIOR TO OKLAHOMA**

A four-star recruit according to Prospects Nation ... Scored over 2,000 points in her high school career ... First team all-district, all-state and all-state tournament as a senior in 2019-20... Averaged 10.7 points, 7.1 assists, 4.5 rebounds & 3.0 steals during her senior season ... Led her teams to two state finals, winning the 6A title while playing at Parish Episcopal in 2017-18 ... Tallied 23 points, eight rebounds and eight assists in the 2017-18 state final.





# SKYLAR VANN

**GUARD**

**34**

FRESHMAN » HS » 5-10

EDMOND, OKLA. » DEER CREEK HS

## **PRIOR TO OKLAHOMA**

Scored 1,605 points and pulled down 1,062 rebounds in her prep career ... Averaged 18.9 points per game to lead the No. 4 team in the state in scoring, as well as 10.2 rebounds, 3.2 assists, 2.9 steals and 1.7 blocks during her senior season ... Three-time first-team All-Central Oklahoma Athletic Conference selection ... 2019-20 COAC Offensive Player of the Year ... Tabbed to the 2019-20 Oklahoma Girls Basketball Coaches Association's All-State Team for the Large School West Division ... Max Preps second-team all-state honoree ... Honorable mention all-state selection by the Tulsa World in 2017-18 and 2018-19 ... Member of The Oklahoman's All-State Third Team in 2018-19 and an honorable mention pick in 2017-18.



# INDIVIDUAL GAME-BY-GAME

## #22 ANA LLANUSA

2017-18												
Date	Opponent	MIN	FG	3FG	FT	O-D-T	PF	A	TO	B	S	TP
N10	BELMONT	23	4-10	0-5	1-2	1-4-5	3	1	2	0	0	9
N13	at DePaul	18	5-12	0-3	0-0	1-1-2	5	2	0	0	1	10
N17	SMU	19	4-9	4-6	0-2	2-2	2	0	2	0	0	12
N21	at Colo. State	24	4-13	1-7	2-2	2-4-6	1	2	2	0	2	9
N25	at Oregon	27	3-10	0-6	6-6	1-2-3	5	2	2	0	1	12
N28	at Little Rock	24	2-9	0-4	2-5	1-1-2	2	0	3	0	2	6
D3	Florida	23	5-15	1-8	2-3	2-2-4	4	0	2	0	1	13
D6	at S. Dakota St.	18	4-7	1-3	0-0	1-0-1	5	0	2	0	1	9
D9	USF	30	5-12	0-4	5-9	2-7-9	3	1	2	0	2	15
D16	NEW MEXICO	35	9-22	4-6	5-6	3-4-7	3	2	2	0	1	27
D19	vs. UConn	21	4-13	1-6	0-0	0-5-5	5	2	1	0	1	9
D28	TEXAS*	26	5-15	2-8	2-2	2-2-4	2	1	3	1	1	14
D31	at ISU	22	2-6	1-3	0-0	0-2-2	3	0	1	0	0	5
J4	TCU*	26	2-11	0-4	0-0	1-3-4	4	1	0	1	2	4
J7	at OSU*	38	6-14	3-5	2-2	3-2-5	5	3	0	0	1	17
J10	at TTU*	26	4-9	1-5	3-4	1-3-4	3	0	6	0	2	12
J14	BAYLOR*	40	5-11	3-6	6-6	1-3-4	4	1	1	0	0	19
J17	at K-State*	30	3-10	1-4	4-4	3-3-6	1	4	2	0	2	11
J20	OSU*	40	5-11	1-2	2-2	0-3-3	3	0	1	0	2	13
J24	Kansas*	31	6-14	3-8	3-6	1-6-7	1	1	4	0	3	18
J27	at TCU*	37	6-15	1-5	1-2	1-2-3	2	1	4	0	1	14
J31	K-State*	30	3-10	1-4	4-4	3-3-6	1	4	2	0	2	11
F3	WVU*	40	9-14	6-10	3-9	1-5-6	3	1	2	0	1	27
F5	at Baylor*	40	1-7	0-3	2-2	1-3-4	5	1	2	0	1	4
F10	at Kansas*	36	3-12	1-5	3-5	1-3-4	2	1	1	0	2	10
F17	at WVU*	45	4-11	1-5	2-4	1-3-4	1	0	4	0	0	11
F21	ISU*	25	1-9	1-7	1-1	0-2-2	4	0	2	0	0	4
F24	TTU*	33	6-15	2-8	3-4	3-3-6	1	1	3	0	3	17
F27	at Texas*	35	5-11	2-6	2-4	2-2-4	2	0	3	0	0	14
M3	vs. TCU*	32	5-10	4-6	3-4	0-2-2	5	0	1	0	3	17
M6	vs. DePaul	22	1-1	0-3	11-12	1-0-1	5	1	2	0	4	13

## 2018-19

Date	Opponent	MIN	FG	3FG	FT	O-D-T	PF	A	TO	B	S	TP
N9	WKU	20	0-6	0-4	1-4	0-2-2	2	1	7	0	3	1
N15	NWSU					DID NOT PLAY						
N18	at USF					DID NOT PLAY						
N22	vs. UAB					DID NOT PLAY						
N23	vs. Clemson					DID NOT PLAY						
N28	at New Mexico					DID NOT PLAY						
D2	at Auburn					DID NOT PLAY						
D5	UCA					DID NOT PLAY						
D9	DePaul					DID NOT PLAY						
D19	UConn					DID NOT PLAY						
D22	at SMU					DID NOT PLAY						
J2	TTU*	25	3-16	2-6	3-6	2-4-6	3	3	0	0	0	11
J5	at K-State*	17	3-9	2-7	6-8	2-3-5	2	0	2	0	1	14
J9	at Texas*	14	3-10	1-3	0-0	0-1-1	5	0	0	0	2	7
J13	WVU*	18	4-7	2-3	2-2	0-0-0	3	0	3	0	1	12
J19	at ISU*	33	8-18	4-8	15-18	1-4-5	5	0	3	0	4	35
J22	at TCU*	29	1-7	1-7	5-5	0-1-1	2	0	2	0	4	8
J27	Baylor*	26	0-8	0-5	5-6	1-1-2	4	0	3	0	0	5
J30	at Kansas*	27	4-10	2-4	6-7	1-1-2	4	3	5	0	0	16
F2	Texas*	32	6-13	1-4	4-5	3-2-5	2	1	2	0	0	17
F6	at OSU*	32	4-16	4-10	4-6	0-1-1	2	2	0	0	3	16
F10	K-State*	36	10-20	5-14	8-9	1-1-2	4	0	7	0	5	33
F13	Kansas*	39	7-14	1-3	6-7	1-3-4	3	2	2	0	2	21
F16	at Baylor*	38	7-18	5-10	12-12	2-2-4	2	0	2	0	0	31
F20	ISU*	30	6-16	2-8	6-9	0-2-2	4	2	5	0	4	20
F23	at WVU*	38	10-17	4-8	2-2	2-0-2	5	3	1	0	2	26
F25	OSU*	39	7-19	3-8	9-9	4-10-14	1	2	2	0	1	26
M2	TCU*	27	4-13	2-7	9-11	2-1-3	5	0	2	0	1	19
M5	at TTU*	32	11-21	4-12	1-1	2-4-4	4	2	6	0	4	27
M8	vs. TTU*	37	7-17	0-0	0-0	3-2-5	5	3	2	1	1	20

## 2019-20

Date	Opponent	MIN	FG	3FG	FT	O-D-T	PF	A	TO	B	S	TP
N4	PVAM*	23	5-12	1-5	1-3	0-2-2	1	2	2	0	3	12
N10	UAB*	38	7-21	2-7	9-12	4-4-8	5	2	4	0	8	25
N14	MISSOURI ST.*	29	11-18	2-6	6-22	2-1-3	5	3	5	0	4	30
N20	SFA*	28	7-19	2-8	3-4	1-3-4	3	5	9	0	1	19
N23	at Houston*	33	8-20	0-7	5-8	3-5-8	4	2	4	0	3	21
N26	ACU*	27	2-13	1-5	3-3	3-4-7	1	7	3	0	0	8
N30	at WSU*	30	7-12	1-4	4-4	2-2-4	2	1	4	0	0	19
D4	at WKU*	31	8-13	2-4	1-2	4-1-5	5	1	3	0	0	19
D7	#25 LSU*	33	8-17	4-6	0-1	2-5-7	4	4	4	0	4	20
D15	SHSU*	23	7-12	2-3	3-6	2-4-6	4	3	2	0	1	19
D17	DRAKE*	28	4-12	2-7	1-1	2-6-8	3	3	7	0	2	11
D22	#2 UConn*	26	4-11	0-3	3-5	2-4-6	5	0	2	0	2	11
J4	#6 BAYLOR*	25	1-9	0-4	1-2	1-5-6	5	4	4	0	0	3
J8	at OSU*	31	7-12	1-2	5-6	1-2-3	5	1	4	1	4	20
J11	IOWA STATE					DID NOT PLAY						
J15	at West Virginia					DID NOT PLAY						
J19	TCU					DID NOT PLAY						
J22	at TTU					DID NOT PLAY						
J25	at K-State					DID NOT PLAY						
J28	TEXAS					DID NOT PLAY						
F2	at Kansas	11	1-6	0-2	2-2	2-0-2	1	0	3	0	0	4
F5	WVU	26	8-12	1-2	2-2	1-2-3	4	1	2	0	2	19
F8	at ISU*	21	5-13	3-6	2-2	2-3-5	5	0	4	0	0	15
F11	OSU*	34	11-22	2-6	2-5	2-3-5	4	1	2	0	6	26
F16	K-STATE*	2	0-2	0-2	0-0	0-0-0	0	0	0	0	0	0
F22	at Baylor					DID NOT PLAY						
F26	KANSAS	22	6-13	2-5	8-11	2-1-3	5	0	2	0	4	22
F29	at Texas*	28	3-14	1-8	3-4	1-4-5	4	2	3	0	2	10
M4	at TCU*	23	3-11	1-5	1-2	0-1-1	3	1	2	2	1	8
M7	TTU	30	3-13	2-6	5-5	4-0-4	4	2	2	0	5	13



» Ana Llanusa scored her 1,000th career point on Feb. 5, 2020 against West Virginia. Llanusa became the 36th member of OU's 1,000 points club.





# INDIVIDUAL GAME-BY-GAME



» Taylor Robertson scored her 1,000th career point on March 7, 2020, against Texas Tech. Robertson is just the third Sooner to reach the milestone in two seasons or fewer, joining all-time leading scorers Courtney Paris (2,729) and Aaryn Ellenberg (2,328) in that elite club.

## 2019-20

Date	Opponent	MIN	FG	3FG	FT	O-D-T	PF	A	TO	B	S	TP
N4	PVAM*	28	7-13	6-11	0-0	0-5-5	0	4	0	0	0	20
N10	UAB*	30	5-11	4-10	3-4	0-6-6	2	0	0	0	0	17
N14	MISSOURI ST.*	37	7-11	6-10	2-3	0-2-2	1	2	1	0	0	22
N20	SFA*	30	7-10	4-6	1-1	0-2-2	1	2	1	1	0	19
N23	at Houston*	37	3-9	3-8	0-0	0-1-1	1	4	0	0	3	9
N26	ACU	40	7-14	7-12	0-0	1-2-3	3	2	3	0	1	21
N30	at WSU*	38	10-17	9-16	1-1	0-1-1	3	1	1	1	1	30
D4	at WKU*	40	5-16	4-15	0-0	1-0-1	1	1	1	0	0	14
D7	#25 LSU*	40	5-10	4-8	7-8	0-2-2	1	2	0	0	2	21
D15	SHSU*	34	5-9	4-7	7-9	0-2-2	1	0	0	0	1	21
D17	DRAKE*	40	5-12	5-11	6-6	2-3-5	1	2	0	0	2	21
D22	#2 UConn*	40	7-16	7-14	3-3	2-2-4	0	0	3	1	1	24
J4	#6 BAYLOR*	40	4-14	4-12	8-8	0-2-2	1	5	2	0	1	20
J8	at OSU*	39	9-14	7-11	0-1	0-4-4	2	3	3	0	0	25
J11	IOWA STATE*	40	5-9	4-8	8-8	0-3-3	0	1	0	0	1	22
J15	at WVU*	38	10-20	8-18	3-5	0-1-1	2	2	1	0	1	31
J19	TCU*	40	3-12	3-12	7-7	0-1-1	1	0	1	0	0	16
J22	at TTU*	44	7-24	6-19	6-7	0-3-3	4	0	0	0	2	26
J25	at K-State*	39	3-12	2-10	5-5	0-6-6	2	2	0	0	0	13
J28	TEXAS*	40	3-6	3-6	2-2	0-3-3	2	5	3	1	1	11
F2	at Kansas*	45	7-12	5-9	12-12	0-3-3	1	1	1	1	2	31
F5	WVU*	40	3-10	3-10	4-5	1-6-7	1	1	0	0	1	13
F8	at Iowa State*	40	5-12	2-8	3-3	0-5-5	2	3	2	0	1	15
F11	OSU*	37	2-10	2-10	5-6	0-4-4	3	1	0	0	0	11
F16	K-STATE*	45	9-15	4-8	5-6	2-5-7	2	2	3	0	1	27
F22	at Baylor*	40	5-14	4-11	2-2	0-2-2	2	3	3	0	2	16
F26	KANSAS*	32	2-10	1-5	4-5	0-2-2	2	1	2	0	2	9
F29	at Texas*	26	2-6	2-5	4-4	0-0-0	4	1	1	0	0	10
M4	at TCU*	37	6-12	4-8	2-2	1-1-2	4	4	1	0	1	18
M7	TTU	36	7-14	4-10	2-2	1-2-3	1	3	2	0	0	20

## #32 TATUM VEITENHEIMER

### 2018-19

Date	Opponent	MIN	FG	3FG	FT	O-D-T	PF	A	TO	B	S	TP
N9	WKU	36	4-9	3-4	0-0	1-3-4	3	3	3	0	5	11
N15	NWSU	28	1-1	0-0	1-2	3-0-3	2	3	3	0	2	3
N18	at USF	32	3-6	1-1	0-0	2-2-4	0	2	3	0	0	7
N22	vs. UAB	31	3-11	0-4	0-0	0-2-2	0	3	0	0	1	6
N23	vs. Clemson	24	1-1	1-1	0-0	0-2-2	0	6	4	0	1	3
N28	at New Mexico	28	1-3	1-1	1-4	1-2-3	2	6	3	0	2	4
D2	at Auburn*	35	3-5	1-2	1-3	0-1-1	2	3	6	0	2	8
D5	UCA	26	2-3	0-1	1-2	0-2-2	1	3	5	0	2	5
D9	DePaul	21	2-6	0-2	3-4	1-3-4	1	0	2	0	0	7
D19	UConn	38	3-8	0-5	0-0	2-3-5	2	3	3	0	3	6
D22	at SMU	37	2-3	1-2	2-2	1-4-5	1	7	0	0	3	7
J2	TTU*	38	3-9	1-3	1-2	2-3-5	3	4	1	1	1	8
J5	at K-State*	25	1-6	0-3	2-2	1-0-1	1	1	4	0	3	4
J9	at Texas*	39	4-8	0-2	0-0	1-5-6	4	3	4	0	1	8
J13	WVU*	37	3-7	1-1	0-0	1-7-8	4	5	6	0	1	7
J19	at ISU*	36	4-12	0-2	1-2	2-5-7	2	5	5	0	3	9
J22	at TCU*	14	0-1	0-0	0-0	2-1-3	0	2	4	0	0	0
J27	Baylor*	17	1-2	0-0	0-0	0-1-1	2	2	2	0	2	2
J30	at Kansas*	11	0-1	0-0	0-0	0-3-3	2	3	2	0	0	0
F2	Texas*	25	1-2	0-1	2-2	1-2-3	5	2	2	0	0	4
F6	at OSU*	15	1-4	0-1	0-0	0-1-1	2	1	3	0	0	2
F10	K-State*	27	2-5	1-2	4-4	2-3-5	3	4	3	0	1	9
F13	Kansas*	6	1-1	1-1	0-0	0-0-0	0	1	3	0	0	3
F16	at Baylor*	14	0-1	0-1	0-0	0-1-1	1	0	2	0	0	0
F20	ISU*	24	0-2	0-2	3-4	1-0-1	2	3	2	0	1	3
F23	at WVU*	2	0-0	0-0	4-6	0-1-1	1	0	1	0	0	4
F25	OSU*	4	0-0	0-0	0-0	1-0-1	0	0	1	0	0	0
M2	TCU*	10	1-4	0-2	0-0	0-0-0	1	0	1	0	1	2
M5	at TTU*	8	0-2	0-1	0-0	0-0-0	1	1	2	0	0	0
M8	vs. TTU*	3	0-1	0-0	0-0	0-0-0	0	0	1	0	0	0





# INDIVIDUAL GAME-BY-GAME

## #12 GABBY GREGORY

2019-20												
Date	Opponent	MIN	FG	3FG	FT	O-D-T	PF	A	TO	B	S	TP
N4	PVAM	23	3-7	1-4	3-4	3-4-7	2	0	1	0	1	10
N10	UAB	16	0-6	0-4	2-2	0-0-0	2	1	1	0	0	2
N14	MISSOURI ST.	17	0-1	0-0	1-1	1-1-2	0	0	2	0	0	1
N20	SFA	26	4-7	0-2	1-1	1-2-3	1	1	0	0	0	9
N23	at Houston	21	2-5	1-3	0-0	0-4-4	2	1	0	0	0	5
N26	ACU	26	5-6	2-2	6-6	2-1-3	1	1	2	1	1	18
N30	at WSU	23	5-7	2-3	1-2	1-2-3	4	0	0	1	1	13
D4	at WKU	27	4-11	0-3	3-3	5-6-6	4	1	5	0	0	11
D7	#25 LSU*	22	3-5	1-1	0-0	1-0-1	2	3	2	0	0	7
D15	SHSU*	23	2-6	0-1	7-7	0-2-2	4	1	0	0	0	11
D17	DRAKE*	20	3-6	2-3	5-6	2-3-5	2	2	2	0	0	13
D22	#2 UConn*	24	2-12	1-7	0-0	1-1-2	0	2	2	0	0	5
J4	#6 BAYLOR*	31	3-10	1-6	0-0	3-0-3	4	1	6	0	0	7
J8	at OSU*	30	3-6	2-3	2-2	1-0-1	3	2	5	0	1	10
J11	IOWA STATE*	33	6-13	2-6	2-3	0-7-7	4	2	2	1	0	16
J15	at WVU*	36	3-11	1-3	2-4	2-6-8	2	3	2	1	1	9
J20	TCU*	40	5-11	0-4	5-5	0-4-4	3	1	3	0	1	15
J22	at TTU*	29	4-8	1-3	0-0	4-4-8	5	1	3	2	1	9
J25	at K-State*	32	5-21	3-11	2-2	3-6-9	1	3	2	0	0	15
J28	TEXAS*	31	1-10	0-4	0-0	0-4-4	2	0	2	0	1	2
F2	at Kansas*	37	7-14	2-6	2-3	3-7-10	2	1	6	0	0	18
F5	WVU*	36	3-6	1-2	3-4	2-2-4	3	1	5	1	0	10
F8	at Iowa State*	36	3-15	2-8	4-4	1-7-8	4	3	3	2	3	12
F11	OSU*	38	4-11	1-4	0-0	1-3-4	3	5	3	0	0	9
F16	K-STATE*	43	8-17	3-5	1-1	2-1-3	4	1	2	0	2	20
F22	at Baylor*	40	10-17	5-9	5-6	0-1-1	0	0	5	0	0	30
F26	KANSAS*	37	3-11	1-4	3-5	0-3-3	3	2	3	0	0	10
F29	at Texas*	36	7-12	2-2	5-8	1-0-1	5	1	5	0	0	21
M4	at TCU*	29	2-9	1-5	3-4	1-8-9	2	1	6	0	1	8
M7	TTU*	33	6-9	2-4	0-0	0-3-3	3	5	4	0	0	14

## #34 LIZ SCOTT

2019-20												
Date	Opponent	MIN	FG	3FG	FT	O-D-T	PF	A	TO	B	S	TP
N4	PVAM											DID NOT PLAY
N10	UAB											DID NOT PLAY
N14	MISSOURI ST.											DID NOT PLAY
N20	SFA											DID NOT PLAY
N23	at Houston											DID NOT PLAY
N26	ACU											DID NOT PLAY
N30	at WSU											DID NOT PLAY
D4	at WKU											DID NOT PLAY
D7	#25 LSU											DID NOT PLAY
D15	SHSU	5	2-2	0-0	0-0	0-0-0	4	0	1	0	0	4
D17	DRAKE											DID NOT PLAY
D22	#2 UConn	4	2-2	0-0	0-0	1-0-1	1	0	0	0	0	4
J4	#6 BAYLOR											DID NOT PLAY
J8	at OSU	3	0-0	0-0	0-0	1-0-1	1	0	0	0	0	0
J11	IOWA STATE											DID NOT PLAY
J15	at WVU	11	2-6	0-0	0-1	3-0-3	3	2	1	1	1	4
J19	TCU	2	0-0	0-0	0-0	0-0-0	1	0	0	0	0	0
J22	at TTU											DID NOT PLAY
J25	at K-State											DID NOT PLAY
J28	TEXAS	17	4-8	0-0	3-7	0-1-1	2	0	0	0	2	11
F2	at Kansas	12	2-4	0-0	1-2	0-0-0	4	2	1	0	0	5
F5	WVU	3	0-2	0-0	2-4	1-1-2	0	0	1	0	0	2
F8	at Iowa State	3	0-1	0-0	0-0	0-0-0	0	0	0	0	0	0
F11	OSU											DID NOT PLAY
F16	K-STATE	15	2-6	0-0	0-0	2-6-8	4	3	0	2	0	4
F22	at Baylor	6	0-0	0-0	0-0	1-1-2	0	0	0	0	0	1
F26	KANSAS	1	0-0	0-0	0-0	0-0-0	0	0	0	0	0	0
F29	at Texas	2	0-1	0-0	0-0	0-1-1	1	0	0	0	0	0
M4	at TCU	5	2-3	0-0	1-3	2-0-2	0	1	1	0	0	5
M7	TTU	8	0-0	0-0	0-2	2-0-2	0	0	1	0	0	0



» Madi Williams hit the go-ahead layup off an in-bounds lob from Tatum Veitenheimer with 0:03 seconds left in the game to lift the Sooners over Oklahoma State in Stillwater on Jan. 8, 2020.

THE STAFF





## SHERRI COALE

### HEAD COACH

25TH YEAR

Overall Record: 501-282 (.639) | 19 NCAA Tournament Appearances  
Hometown: Healdton, Okla. | Alma Mater: Oklahoma Christian, '87  
Husband: Dane; Son: Colton; Daughter: Chandler

**R**are are the coach who embraces the balance of student and athlete like Sherri Coale. Even fewer teams have had success while emphasizing the books on the same level as the game of basketball.

The symmetry is a trademark of Coale's program.

She meticulously prepares her athletes to excel in the classroom and on the hardwood. In essence, master the game of life and the challenges presented on the court will fall like dominoes.

Those obstacles have routinely been bulldozed during Coale's 25 years as the head coach of Oklahoma.

The numbers speak for themselves.

Take for example the six Big 12 regular season championships, 64 All-Big 12 selections, the 127 Academic All-Big 12 honors, the four Big 12 Tournament championships, the 15 All-District Academic Team members, the 19 straight NCAA Tournament appearances, the four CoSIDA Academic All-America Team members, 13 All-Americans, three Final Fours and nine Sweet 16 appearances.

The foundation was laid years ago during a humble upbringing in the oil mining town of Healdton, Okla. Those morals have stood as the roots of Oklahoma women's basketball for two decades. Now they are flourishing on an elite level.

That progress and consistent success have elevated Coale to elite status in college basketball as well a spot in the Women's Basketball Hall of Fame.

#### THE BIG DANCE

Coale's previous years were just stepping stones to national prominence as she guided Oklahoma to its first NCAA Final Four and national championship game during the 2001-02 season. The Sooners defeated Duke, 86-71, in the NCAA semifinals and lost to top-ranked and undefeated Connecticut, 82-70, in the title game.



» Hall of Fame head coach Sherri Coale has coached 64 All-Big 12 selections, six Big 12 Players of the Year and seven Big 12 Freshman of the Year.

By the conclusion of the greatest run in program history, OU had produced its best record in school and Big 12 Conference history (32-4); won its third consecutive Big 12 regular season title; ended the season with its highest ranking ever (No. 2 in the Associated Press and ESPN/USA Today Coaches polls); and captured its first NCAA Regional and Big 12 Tournament titles.

That season, Coale also had three players selected in the first round of the WNBA draft: Stacey Dales (3rd/Washington); LaNeishea Caufield (14th/Utah); and Rosalind Ross (16th/Los Angeles).

Oklahoma revisited the record books in 2009 with another 32-win season. The Sooners completed





another trek through the Big 12, resulting in its sixth season championship, and the Oklahoma City Regional.

The Sooners finished the season No. 4 in the polls following a buzzer-beating heartbreak in the national semifinals to Louisville.

The Sooners' 2010 Final Four run was defined by resiliency as the team was healing from the graduation of two of its most productive players in history and the loss of Whitney Hand to a season-ending ACL injury after five games.



Still Coale, referred to by many as her best coaching effort to date, guided the Sooners to their second straight national semifinals appearance.

### PACKING THE LLOYD NOBLE CENTER

With these outstanding accomplishments and media exposure, Coale has sparked excitement across the state and nation. Oklahoma has ranked among the nation's top 20 in women's basketball home attendance for the last decade, including five consecutive top-eight finishes and a record high third-place finish in 2008 with an average of 10,253.

The top 50 largest crowds to see OU women's basketball all occurred during Sherri Coale's tenure, including the record 12,205 that attended OU's 2008 win against Oklahoma State. The Sooners first surpassed the 10,000 attendance mark on Dec. 29, 1999, against top-ranked Connecticut (10,713 fans). In 2008-09, OU drew more than 10,000 in six different home games.

As the victories came, so did Sooner fans. Nearly two million have watched an OU women's basketball game since Coale's arrival. Coale produced her first winning season in 1999 as OU played in front of 1,558 fans per game. Her 2002 Final Four team drew an impressive 6,606 fans per game and all of the attendance records have been re-written.

But Coale's plan isn't just taking place on the hardwood floor of Lloyd Noble Center. She has worked hard to show the public that the athletic and academic pursuits of OU players should be challenged to the fullest. All the while, she was making sure her players understood that the methods and rules of her program would make

them better athletes and better students who would be able to adapt to the outside world once school was completed.

### ACADEMIC SUCCESS

Coale, who was an NAIA Scholar-Athlete Award winner and graduated summa cum laude from Oklahoma Christian, is a firm believer in succeeding in the classroom as well as on the court.

Under Coale's guidance, her teams have consistently produced some of the highest grade point averages within the Athletics Department and posted a combined team GPA of 3.0 or better for a program record 37 of 44 semesters since 1996. Four teams (1999, 2001, 2002, 2003) have been named to the Top 25 WBCA Academic Team Honor Roll, while 66 players have earned Academic All-Big 12 honors 131 times.

### COALE'S ACCOLADES

- ▶ Oklahoma Sports Hall of Fame, Class of 2020
- ▶ Kay Yow Cancer Fund Impact Award, 2019
- ▶ Women's Basketball Hall of Fame, Class of 2016
- ▶ Four-time Big 12 Coach of the Year
- ▶ Kay Yow Cancer Fund Board of Directors
- ▶ USA Basketball World University Games (Head Coach), 2013
- ▶ WBCA District V Coach of the Year, 2009
- ▶ WBCA District V Coach of the Year, 2006
- ▶ Norman High School Hall of Fame inductee, 2002
- ▶ Naismith Coach of the Year, finalist, 2002
- ▶ Naismith Coach of the Year, finalist, 2001
- ▶ WBCA District V Coach of the Year, 2001
- ▶ AP Coach of the Year Runner-Up, 2000
- ▶ WBCA District V Coach of the Year, 2000



# SHERRI COALE

One of Coale's proudest moments was when former Sooner standout Stacey Dales became OU's first player to earn Academic and Athletic All-America honors in the same season (2001-02). Dales also was voted the 2002 Verizon Academic Student-Athlete of the Year for all NCAA Division I sports. Dales was later joined on the Academic All-America list by Theresa Jantzen in 2003 and Caton Hill in 2004.

Additionally, Dales was a member of the CoSIDA Academic All-America Hall of Fame 2020 class.

## SOONER STANDOUTS

OU's most prominent player is obviously Courtney Paris. Recruited with her sister, Ashley, out of California, Paris became the first player in Oklahoma state history, man or woman, to win AP National Player of the Year.

Paris set a record nearly every time she stepped on the court. She was the first four-time All-American by the Associated Press and U.S. Basketball Writers' Association and the first college basketball player ever, regardless of gender or division, to record 2,500 career points and 2,000 career rebounds.

Paris ended her career owning 20 NCAA, 57 Big 12 Conference and 69 Oklahoma records -- her most famous being a streak of consecutive games with a double-double that lasted 112 games.

Stacey Dales became Coale's first Olympian and the school's first two-time Kodak first team All-America selection. She played on the 2000 Canadian National Basketball team that participated in the Olympic Games in Sydney, Australia. Dales also repeated her Big 12 Player of the Year and All-Big 12 first team honors in 2001 and 2002.

In addition to these two standout players, Coale has coached three players to Big 12 Player of the Year honors five times, 26 players to all-conference honors 59 times and four players to First-Team All-America status. She has also developed 14 players into WNBA draft selections: Dales, Caufield, Ross, Maria Villarroel (2004); Phylesha Whaley (2000); Dionnah Jackson (2005); Leah Rush (2007); Ashley and Courtney Paris (2009); Abi Olajuwon, Nyeshia Stevenson and Amanda Thompson (2010), Danielle Robinson (2011) and Whitney Hand (2013). Caufield also repeated her All-Big 12 second team honors en route to earning honorable mention Kodak accolades. Hill and Ross appeared on the



All-Big 12 third team, while Dales and Jackson were voted to the Big 12 All-Tournament team. Caufield was voted the Defensive Player of the Year by the Women's Basketball News Service and was selected as a Defensive All-American by the Women's Basketball Journal in 2001. Jackson, after appearing on the All-Big 12 second team for two seasons, received first team All-Big 12 honors and honorable mention Kodak All-America honors for the 2005 season.

## USA BASKETBALL

Coale and her Sooners have also been honored by USA Basketball. During the summer of 2005, the Sooner mentor was named to the USA Basketball Committee by the NCAA. She served on the national board through 2008.

Previously, Coale had served as an assistant coach on the 2001 USA Basketball Women's Junior World Championship Team that won a bronze medal in Brno, Czech Republic, in July 2001.

Leah Rush made her debut with USA Basketball when she was invited to the 2005 USA Basketball Women's National Team Trials. Rush, an Amarillo, Texas, native, was one of the 16 finalists for a spot on the USA World University Games Team.

Ashley and Courtney Paris had international experience before they even donned a Sooner uniform. Both earned gold medals on the 2004 USA Basketball Youth Development Festival West Team. The twins were also invited to tryouts for the



2004 Junior National Team, 2005 USA U19 World Championship Team and the 2006 USA U20 World Championship Team. Courtney went on to make all three teams and earned three gold medals in three international tournaments with the squads. Courtney Paris was the youngest member of the U.S. Senior National Team in 2008.

Welch and Hill represented OU and USA Basketball during the summers of 2003 and 2001, respectively. Welch, a native of Plainview, Texas, was one of 12 Big 12 All-Stars who represented USA Basketball during the 2003 World University games. Hill was Coale's first player to make a USA Basketball squad. The former Ada, Okla., standout helped the United States to a gold medal at the 2001 World University Games in Beijing, China.

Danielle Robinson won gold with the 2009 World University Games team and was invited to participate with the USA National Team in its 2010 spring training.

Most recently, Coale coached the USA Basketball World University Games team, which included Sooner Aaryn Ellenberg, to a gold medal in the summer of 2013 in Kazan, Russia.

## SERVING OTHERS

Getting her teams involved within the Sooner family and the community has always been a priority for Coale. She believes it's important for her student-athletes to give back to the community that supports them.

Each player under Coale's supervision has participated in the Sooner Big Sis Program, a

program that enables players to volunteer their time as mentors and teacher's aides to elementary schools in the Norman community.

In addition, each season the team gives back to the community by volunteering its time to a non-profit organization. In 2010, the team was involved with Norman's Food and Shelter for Friends, caring for the more than 600 homeless and transitioning families in the local area and, in 2011, OU teamed with ABLE - Able Bodies Learning to Excel.

In previous years, the team has volunteered with the Mary Abbott Children's House, Habitat for Humanity, the Oklahoma City's Children's Hospital, J.D. McCarthy Center for Children with Developmental Disabilities in Norman, the Children's Miracle Network, the CCFI, the United Way's "Meals on Wheels," Race for the Cure and the Norman Women's Resource Center and Battered Women's Shelter.

Additionally, the women's basketball team and many other OU programs have made it an annual event to help host and run the Norman area Special Olympics.

Beginning Sept. 1, 2012, Coale began an appointment to the board of directors of the Kay Yow Cancer Fund, and now serves as president of the organization, a position she has held since 2015.

## BEFORE OU

After graduating from Oklahoma Christian, Coale received her first coaching assignment at Edmond Memorial High School, serving a two-year term as an assistant coach.



» Head coach Sherri Coale recorded the 500th win of her career on Feb. 2, 2020, to become the 80th coach in Division I women's basketball history to have earned 500 or more wins in their careers.



# SHERRI COALE

The next stop was as the head coach of the Norman High School girls' basketball team from 1990-96.

The OU transformation that Coale has spearheaded is strikingly similar to the changes she made at Norman High. She took a declining program and after an 11-12 performance in 1990, her debut season, the Lady Tigers never had a losing record under her tutelage.

By the time she left for OU, Coale had directed NHS to two Class 6A state championships and a 147-40 career record. Her final two Norman teams went 53-2. Coale was honored as the region, all-state and Big All-City High School Coach of the Year in 1993.

Through the success of her high school teams, Coale had several players earn NCAA Division I basketball scholarships, including Stacy Hansmeyer to Connecticut (1997-2000), Sarah Dimson to Stanford (1998-2001) and Sunny Hardeman (1998-01) and Shannon Selmon (1999-2002) to Oklahoma.

After being out of the high school ranks for six years, Hansmeyer and Coale were inducted into Norman High School Hall of Fame together in

February 2002. For Coale's life



» The Coale family

accomplishments, the community of Healdton, Okla., declared August 26, 2001, as "Sherrri Coale Day."

Coale isn't the only coach in her household. Her husband Dane, whom she met while at OCU, was formerly the head baseball coach at Purcell High School. She married the former OCU baseball player

## COALE'S YEAR-BY-YEAR COLLEGIATE COACHING RECORD

Year	School	Overall		Conference				Postseason
		W	L	W	L	Place	Tourney	
1996-97	Oklahoma	5	22	1	15	12th	0-1	—
1997-98	Oklahoma	8	19	4	12	T-10th	0-1	—
1998-99	Oklahoma	15	14	8	8	T-5th	0-1	WNIT (1-1)
1999-00	Oklahoma	25	8	13	3	T-1st	0-1	NCAA (2-1)
2000-01	Oklahoma	28	6	15	1	1st	2-1	NCAA (2-1)
2001-02	Oklahoma	32	4	14	2	1st	3-0	NCAA (5-1)
2002-03	Oklahoma	19	13	9	7	T-5th	1-1	NCAA (0-1)
2003-04	Oklahoma	24	9	9	7	6th	4-0	NCAA (1-1)
2004-05	Oklahoma	17	13	8	8	T-6th	1-1	NCAA (0-1)
2005-06	Oklahoma	31	5	16	0	1st	3-0	NCAA (2-1)
2006-07	Oklahoma	28	5	13	3	T-1st	3-0	NCAA (2-1)
2007-08	Oklahoma	22	9	11	5	T-3rd	0-1	NCAA (1-1)
2008-09	Oklahoma	32	5	15	1	1st	1-1	NCAA (4-1)
2009-10	Oklahoma	27	11	11	5	T-2nd	2-1	NCAA (4-1)
2010-11	Oklahoma	23	12	10	6	T-3rd	1-1	NCAA (2-1)
2011-12	Oklahoma	21	13	11	7	T-2nd	1-1	NCAA (1-1)
2012-13	Oklahoma	24	11	11	7	T-3rd	1-1	NCAA (2-1)
2013-14	Oklahoma	18	15	9	9	6th	0-1	NCAA (0-1)
2014-15	Oklahoma	21	12	13	5	2nd	1-1	NCAA (1-1)
2015-16	Oklahoma	22	11	11	7	T-4th	1-1	NCAA (1-1)
2016-17	Oklahoma	23	10	13	5	3rd	0-1	NCAA (1-1)
2017-18	Oklahoma	16	15	11	7	T-3rd	0-1	NCAA (0-1)
2018-19	Oklahoma	8	22	4	14	T-8th	0-1	—
2019-20	Oklahoma	12	18	5	13	9th	N/A	—
<b>Total (24 Years)</b>		<b>501</b>	<b>282</b>	<b>245</b>	<b>157</b>		<b>25-19</b>	<b>31-19</b>



# COLTON COALE

## ASSISTANT COACH

3RD YEAR

Hometown: Norman, Okla.

Alma Mater: Oklahoma, '15

Wife: Morgan

**C**olton Coale is in his third season as an assistant coach for the Oklahoma women's basketball program after serving as the Sooners' player development specialist in 2017-18.

Coale joined OU's staff prior to the 2015-16 season, serving as the program's graduate assistant. As the son of Sooners' head coach Sherri Coale, he has seen the building of the program from day one.

Coale has spent time in a variety of roles with program. As an undergraduate student, he spent four seasons as a member of OU's male practice squad, while also serving as the radio analyst on the Sooner Radio Network with Brian Brinkley for two seasons. During his two years as a graduate

assistant, Coale worked on scouting future opponents, helped develop practice plans and implemented new skill techniques for the Sooners.

In his role as player personnel specialist, Coale evaluates film of OU's practices and its opponents, helps coordinate the Sooner Sessions Coaches Clinic and works in an outreach role with local high school coaches.

Coale graduated with his bachelor's degree from the University of Oklahoma in 2015 and wrapped up his Master's degree in 2017.

He is married to former Sooner point guard Morgan (Hook) Coale, who was a three-year starter for the program and a two-time All-Big 12 honorable mention selection.





## COURTNEY PARIS

ASSISTANT COACH

1ST YEAR

Hometown: San Jose, Calif.

Alma Mater: Oklahoma, '09

**C**ourtney Paris, the most decorated player in University of Oklahoma women's basketball history, was named assistant coach on May 13, 2020.

The first-ever four-time Associated Press and USBWA All-American in women's college basketball history, Paris starred for the Sooners from the 2005-06 through 2008-09 seasons. The center graduated from Oklahoma as the owner of 20 NCAA Division I records, plus 57 Big 12 Conference and 69 school standards, many of which are unlikely to be broken. One of Paris' most notable feats was her NCAA-record 112 consecutive double-doubles.

Paris remains OU's all-time leader in points (2,729) and rebounds (2,034) and became the first NCAA player - regardless of gender or division - to accumulate 2,500 career points and 2,000 career rebounds. She finished her collegiate career with averages of 19.9 points, 14.8 rebounds and 3.3 blocks per game.

Paris, who is from San Jose, Calif., was named 2007 AP National Player of the Year as a sophomore, was a four-time Naismith

Award and Wooden Award finalist and three-time Big 12 Player of the Year (2007-09). She was named the Big 12 Defensive Player of the Year twice (2007-08), was Big 12 Freshman of the Year (2006) and the 2009 Senior CLASS Award winner.

During her four seasons, Oklahoma went 113-24 overall with a 55-9 mark in Big 12 play. The Sooners won three Big 12 regular season titles and two conference tournament titles, and made four consecutive NCAA tournament appearances, twice advancing to the Sweet 16 before making a run to the 2009 Final Four.

Paris graduated from OU in 2009 with a degree in journalism.

Paris joins the Sooners after a 10-year WNBA playing career with the Sacramento Monarchs, Atlanta Dream, Tulsa Shock, Dallas Wings and Seattle Storm.

The seventh overall pick in the 2009 WNBA Draft, Paris twice led the WNBA in rebounding (2014 and 2015) and won the 2018 WNBA title as a member of the Storm. She also played professionally in Turkey, Israel and Spain for nine seasons.



## JACKIE STILES

ASSISTANT COACH

1ST YEAR

Hometown: Claflin, Kan.

Alma Mater: Missouri State, '01

**T**he No. 3 all-time scorer in NCAA women's basketball history, Jackie Stiles joined the Oklahoma staff as an assistant coach on April 24, 2019.

Stiles came to OU after serving as an assistant coach at her alma mater, Missouri State, for six seasons, helping the Bears to six consecutive postseason appearances, including berths in the NCAA Tournament in 2016 and 2019.

Stiles was a part of Missouri State's pair of upset wins in the 2019 NCAA Tournament over No. 6 seed DePaul and No. 3 seed Iowa State. The Bears finished with a 25-10 overall record in 2018-19 and advanced to the Sweet 16 for the first time since 2001.

While as an assistant coach at Missouri State, Stiles also helped the Bears to the Missouri Valley Tournament Championship in 2016 and 2019. Stiles was a part of three 20-win seasons with the Bears. She also worked as an assistant coach at Loyola Marymount during the 2012-13 season before returning to her alma mater.

One of the most prolific players in collegiate history, Stiles ranks third all-time with 3,393

career points. She was the top scorer all-time in NCAA Division I women's basketball from 2001-17 and helped Missouri State to the 2001 Final Four.

As a senior, Stiles scored an NCAA-record 1,062 points during the 2000-01 season and was awarded the Wade Trophy and named the Honda Awards Player of the Year.

She finished her collegiate career as a four-time first-team All-Missouri Valley Conference selection and was named the MVC Player of the Year three times. The first Missouri State player selected in the WNBA Draft, Stiles was picked No. 4 overall by the Portland Fire in 2001 and earned the league's rookie-of-the-year award that season.

Stiles was inducted into the Women's Basketball Hall of Fame as a player in 2016 in the same class as Oklahoma head coach Sherri Coale. OU and Connecticut are the only Division I women's basketball programs with two WBHOF inductees on their coaching staff.

Stiles also has memberships in the Missouri State, MVC, Springfield Area, Missouri Sports and National High School halls of fame.



## AARON HEISHMAN

PERFORMANCE COACH 2ND YEAR

Hometown: Mount Jackson, Va.

Alma Mater: Virginia Tech, '14

**A**aron Heishman is entering his second year as the Assistant Director of Basketball Performance and a Sport Scientist at OU.

Heishman's primary responsibilities include designing and implementing training programs for the women's basketball team, as well as men's tennis. Additionally, he works to coordinate the development of sport science throughout the university.

Heishman came to OU in 2016 to pursue a PhD in Exercise Physiology and is now working on obtaining a second master's degree in Sports Data Analytics. Upon his arrival, Heishman served as a performance science intern working with OU's men's and women's basketball programs. Heishman facilitated the sports science initiative towards optimizing athlete performance and mitigating injury risk, while assisting in all aspects of the physical development, training and monitoring of athletes.

As a scientist, Heishman plans to bridge the gap between applied athlete performance and laboratory-based research. His primary research interests have centered around athlete monitoring strategies used to evaluate acute readiness and fatigue,

as well as enhancing neuromuscular performance. Additionally, since his arrival at OU, Heishman has been an active member of the Neuromuscular Laboratory in the Department of Health and Exercise Science.

Prior to Oklahoma, Heishman served as the graduate assistant for basketball strength and performance at the University of Virginia, where he supported the execution of performance training programs, as well as the implementation of athlete monitoring strategies for both men's and women's basketball. During his program, he earned his master's degree in exercise physiology in 2016.

Originally from Mount Jackson, Va., Heishman graduated from Virginia Tech with a Bachelor of Science in Animal and Poultry Science and a minor in agricultural economics. He is a Certified Strength and Conditioning Specialist through the National Strength and Conditioning Association, while also certified in Functional Movement Systems (FMS), Reflexive Performance Reset-Level 2 (RPR-2), and a Certified Sports Performance Coach through USA-Weightlifting.



# SUPPORT STAFF



**ETHAN BURTON**  
Video Coordinator  
(Sixth Year at OU)



**ISAIAH FLOWERS**  
Graduate Intern  
(Sixth Year at OU)



**DREW GASCHLER**  
Director of Marketing  
(Sixth Year at OU)



**ANN MARCELLI**  
Sports Information Director  
(Sixth Year at OU)



**BRITTANI MERRICK**  
Athletic Trainer  
(10th Year at OU)



**ERIN PSAJDL**  
Graduate Assistant  
(Second Year at OU)



**JAYE RIDEAUX**  
Academic Advisor  
(14th Year at OU)



**CHRIS SCHOEN**  
Assistant Dir. of Marketing  
(Fourth Year at OU)



**CADE SCOTT**  
Equipment Manager  
(Fourth Year at OU)



**AMANDA THOMPSON**  
Graduate Assistant  
(Second Year at OU)



**GRANT WADE**  
SoonerVision  
(Eighth Year at OU)



## JOSEPH HARROZ JR.

### PRESIDENT

1ST YEAR

Hometown: Oklahoma City, Okla.

Alma Mater: Oklahoma, '89

**S**erving the University of Oklahoma for nearly 25 years in various leadership roles, most recently as interim president and as dean of the College of Law, Joseph Harroz Jr. was named the 15th president of the University of Oklahoma on May 9, 2020.

As president of OU, Harroz carried through on the development of a comprehensive strategic plan for OU's future — a collaborative process that began early in his interim presidency. The strategic plan aims to position OU as a top-tier public research university that fosters a culture of inclusivity, innovation and excellence.

Throughout his nine-year tenure as dean of OU Law, the college earned national recognition, including the highest-ever U.S. News & World Report ranking by any Oklahoma law school and the first law school in the nation to achieve Apple Distinguished School status from Apple, Inc.

Prior to becoming dean, Harroz served two years as president of a publicly traded health care company, growing its market capitalization to more than \$80 million. From 1994 to 2008, he held roles at the University of Oklahoma, serving first as vice president for executive affairs and then for 12 years as general counsel, the chief legal counsel to the president, the OU Board of Regents, Rogers State University and Cameron University.

Harroz began his legal career as a legislative director and legal counsel in the U.S. Senate.

A native Oklahoman, Harroz graduated Phi Beta Kappa from OU in 1989 with a Bachelor of Arts in economics and a minor in zoology. He earned his J.D. in 1992 from Georgetown University Law Center.





## JOE CASTIGLIONE

VICE PRESIDENT FOR INTERCOLLEGIATE  
ATHLETICS AND DIRECTOR OF ATHLETICS

23RD YEAR

Hometown: Fort Lauderdale, Fla.

Alma Mater: Maryland, '79

Wife: Kristen; Sons: Joseph and Jonathan

**I**t would be difficult to find an athletics administrator who has experienced the long-term success at a legendary program that Joe Castiglione has had at the University of Oklahoma. However, it was his response to the COVID-19 pandemic that demonstrated the leader he really is.

As the pandemic arrived, then continued to worsen, Castiglione helped lead the department through the sudden ending of the academic and athletics year with a calm and determined approach. His leadership gave OU's student-athletes, coaches and staff reasons to be confident that the Sooners would get through the challenges that awaited.

Now in his 23rd year, he leads an OU Athletics Department that hardly resembles the one that welcomed him in July of 1998. OU has won 19 team national championships, half of the all-time university total. He has celebrated 93 conference titles in that same time period. Those numbers would surely be higher if the 2019-20 year had not had winter and spring postseason events wiped out. It's more than success that sets his tenure apart — it is the consistency of that success that makes the department stand apart from others.

By creating a positive culture based on core values, a dynamic vision and a collaborative spirit, Castiglione has made OU Athletics a "destination of choice" and a world-class experience for student-athlete development.

The 2019-20 school year yielded another accomplished campaign in school history despite losing the winter and spring postseason events. A conference title by football in the fall led the way. Throughout the year, OU celebrated a Heisman Trophy runner-up, the 2020 Honda Cup Inspiration Award, the AAI Award in women's

gymnastics, the Big 12 male and female Athletes of the Year and two CoSIDA Academic All-Americans, keeping alive a 19-year streak of at least one honoree. It marked the third time for OU to sweep the Big 12 awards and the fifth time in the last six years that OU had at least one of the Athlete of the Year honorees.

The Learfield Director's Cup recognizes overall program excellence. The Sooners have ranked among the top 25 in 17 of his 22 years. With the interruption of competition schedules, the Learfield Director's Cup was not awarded for 2019-20.

GPA numbers and graduation rates continue to set program records. The 2020 spring semester marked the 17th consecutive that OU's





# ATHLETICS DIRECTOR

student-athletes as a group recorded a 3.00 or better GPA, and graduation rates continue to be among the country's best.

OU Athletics, one of the few remaining self-sustaining departments nationally, has been a model of fiscal responsibility, closing the books in the black in each of the last 22 years, including the pandemic-shortened 2019-20 season. Castiglione's responsible approach has benefited the general campus.

Through direct and indirect support, the athletics department provides more than \$9 million annually to OU's academics budget. It also established an endowment at Bizzell Library and partnered with the president's office to eliminate the admission fee at OU's internationally known Fred Jones Jr. Museum of Art.

Athletics facilities improvement and construction have been carried out at a record pace and Castiglione takes pride in the fact that those improvements have been funded with private donations. Castiglione was instrumental in the athletics department's major campaign, Great Expectations: The Campaign for Sooner Sports, that impacted each of OU's sports and became a national model.

Gaylord Family — Oklahoma Memorial Stadium underwent a \$160 million renovation, completed prior to the 2018 season, that included enclosing the south end zone and creating new seating options for Sooner fans and new team facilities. Other improvements completed and/or planned included the opening of the Griffin Family Performance Center for men's and women's basketball at Lloyd Noble Center; a \$25 million plan to build a new softball stadium; \$15 million in renovations at baseball; and new team facilities for gymnastics and tennis. The \$75 million Headington Hall provides housing for the general student population as well as student-athletes. The state-of-the-art building opened in August 2013 and won the President's Trophy as the



» Joe and Kristen Castiglione, with sons Joseph (far left) and Jonathan

outstanding housing unit on campus four times. It makes OU the leader in providing an engaging community living option for OU students.

Castiglione was named Co-National Athletic Director of the Year in May 2018 by the Sports Business Journal. He had won the award in 2009 and been a finalist in 2016. A survey conducted by Sports Illustrated in the summer of 2017 named him the best athletics director in the country and Stadium selected him in 2020 as the nation's top AD. Other awards and honors include the 2018 Katha Quinn Award (U.S. Basketball Writers of America); 2018 induction into the Oklahoma Sports Hall of Fame; the 2013 John L. Toner Award (National Football Foundation and College Hall of Fame); Carl Maddox Sports Management Award (United States Sports Academy); Athletics Director of the Year (Bobby Dodd Foundation); National Association of Collegiate Marketing Administrators Hall of Fame; and the General Robert R. Neyland Athletic Director Award (All-American Football Foundation).

He completed a master's of education degree in May 2007 and became an adjunct professor in OU's Jeannine Rainbolt College of Education, teaching graduate classes in marketing, development and leadership in higher education. He serves on the college's board of advocates and received the "Award of Distinction" given by the college in 2019. He was recognized for his distinguished service by OU's College of Arts and Sciences and was named a Price College Distinguished Partner in 2018.



Hired on April 30, 1998, Castiglione previously served as athletics director at Missouri for more than five years. His career began as the sports promotions director at Rice. Other stops included director of athletic fund-raising at Georgetown, then director of communications and marketing at Missouri. He marked his 25th year of serving student-athletes as an athletics director with the 2018-19 academic year.

A 1979 Maryland graduate, Castiglione received the university's Distinguished Alumnus Award in April 2007 and was inducted into the State of Missouri's Sports Hall of Fame in November 2015. He was named to the College Football Playoff Committee in January 2018, making him the only person to serve on that committee as well as the NCAA Division I Men's Basketball and Baseball committees. He has served on multiple NCAA committees and commissions including the NCAA's Board of Governor's Commission to Combat Sexual Violence on Campus, NCAA Championship/Competition Cabinet, the NCAA Division I Women's Basketball Discussion Group and the United States Olympic Committee Athlete Career and Education Strategic Working Group. He also serves on the Gatorade Collegiate Advisory Board and the National Football Foundation and College Football Hall of Fame Board of Directors.

Castiglione is a past president of both the

Division I-A Athletic Directors Association and NACDA. He also served three terms as the chair of the Big 12 Board of Athletics Directors.

A former member of the Phi Delta Theta Foundation Board of Trustees, he is a highly requested speaker at annual conventions and continuing education institutes. In November 2011, his hometown recognized him by selecting him for the Broward County (Fla.) Sports Hall of Fame.

Locally, he served the United Way of Norman, among other organizations. His third term as OU's campus co-chair resulted in the highest recorded contributions ever by faculty, staff and students to the United Way of Norman's annual campaign. He encourages student-athletes and athletics staff to participate in those efforts as well, and in 2018-19, OU Athletics representatives logged more than 5,000 hours of community service.

A native of Fort Lauderdale, Fla., Castiglione is married to the former Kristen Bartel, a 1990 graduate of the University of Missouri. They are the parents of two sons, Joseph Jr., who graduated from OU in May 2019, and Jonathan, who is an OU sophomore.





# ATHLETICS ADMINISTRATION



**Larry Naifeh**  
Executive Associate  
Athletics Director



**Jason Leonard**  
Executive Director  
of Compliance



**Armani Dawkins**  
Sr. Associate AD  
Chief of Staff



**Marcus Bowman**  
Sr. Associate AD  
Business/CFO



**Carol Ludvigson**  
Sr. Associate AD  
Student-Athlete Dev.



**Mike Meade**  
Sr. Associate AD  
Academic Services



**Kenny Mossman**  
Sr. Associate AD  
External Operations



**Lindy Roberts-Ivy**  
Sr. Associate AD  
Events and Facilities  
(SWA)



**Zac Selmon**  
Sr. Associate AD  
Development and  
Administration



**Greg Tipton**  
Sr. Associate AD  
Internal Operations



**Patrick Nowlin**  
Associate AD  
Revenue Generation  
and Ticketing



**McK Williams**  
Associate AD  
Development



**Michael Beirne**  
Assistant AD  
Event Management



**Brad Camp**  
Assistant AD  
Equipment Operations



**Danny Davis**  
Assistant AD  
Events/Facilities



**Annie Hanson**  
Assistant AD  
Recruiting Strategy  
and Administrative  
Engagement



**Mike Houck**  
Assistant AD  
Strategic  
Communications



**Jacob Potter**  
Assistant AD  
Broadcasting



**Matt Schaeperkoetter**  
Assistant AD  
Development



**Gregg Garn**  
Faculty Athletics  
Representative



**Bob Stoops**  
Special Assistant to  
the Athletics Director



**Joe Washington**  
Special Assistant to  
the Athletics Director,  
Varsity O Association  
Executive Director

19-20 SEASON REVIEW





# RESULTS

Date	Opponent	Score	W/L	Attend.	Points Leader	Rebounds Leader	Assists Leader
11/8	PVA&M <sup>^</sup>	94-48	W	2,907	Robertson.....20	Williams.....13	Veitenheimer.....5
11/10	UAB <sup>§</sup>	82-75	W	1,575	Llanusa.....25	Williams.....13	Veitenheimer.....4
11/14	MISSOURI STATE <sup>§</sup>	96-90	L	1,713	Llanusa.....30	Simpson.....5	Lemon.....5
11/20	SFA	75-62	W	6,975	Llanusa/Robertson..19	Williams.....16	Llanusa.....5
1/23	at Houston	85-69	L	1,069	Llanusa.....21	Williams.....9	Robertson.....4
11/26	ACU	8-65	W	2,115	Robertson.....21	Williams.....11	Llanusa.....7
11/30	at Wichita State	88-83	L	2,306	Robertson.....30	Williams.....8	Veitenheimer.....8
12/4	at WKU	74-63	L	1,337	Llanusa.....19	Williams.....8	Lemon.....3
12/7	LSU (25)	90-68	W	1,327	Robertson.....21	Simpson.....10	Llanusa.....4
12/15	SHSU	95-72	W	1,445	Robertson.....21	Williams.....10	Veitenheimer.....6
12/17	DRAKE	93-84	W	1,534	Robertson.....21	Llanusa.....8	Veitenheimer.....5
12/22	UConn (2)	97-53	L	7,238	Robertson.....24	Williams.....8	Simpson.....4
1/4	BAYLOR (6)	77-56	L	3,186	Robertson.....20	Simpson.....12	Robertson.....5
1/8	at Oklahoma State	77-75	W	2,558	Robertson.....25	Simpson.....11	Simpson/Lampkin...4
1/11	IOWA STATE	81-72	W	1,665	Robertson.....22	Simpson/Williams....8	Veitenheimer.....5
1/15	at WVU (17)	73-49	W	1,566	Robertson.....31	Simpson.....11	Three players.....3
1/20	TCU	82-63	L	2,594	Robertson.....16	Veitenheimer.....6	Simpson.....3
1/22	at Texas Tech	89-84 (OT)	L	4,155	Robertson.....26	Williams.....11	Veitenheimer.....7
1/25	at Kansas State	92-74	L	5,826	Williams.....20	Gregory.....9	Simpson.....4
1/28	TEXAS	70-56	L	1,556	Williams.....16	Simpson.....10	Robertson.....5
2/2	at Kansas	94-82 (OT)	W	1,517	Robertson.....31	Simpson/Gregory....10	Simpson.....12
2/5	WVU	68-58	W	708	Llanusa.....19	Williams.....8	Simpson.....4
2/8	at Iowa State	63-59	L	10,153	Llanusa/Robertson.15	Gregory/Lampkin....8	Three players.....3
2/11	OKLAHOMA STATE	73-69	L	1,455	Llanusa.....26	Simpson.....15	Gregory.....5
2/16	KANSAS STATE	87-85	L	3,013	Robertson.....27	Williams.....9	Murcer.....6
2/22	at Baylor (2)	101-69	L	8,508	Gregory.....30	Simpson.....7	Three players.....3
2/26	KANSAS	83-80	L	1,765	Williams.....23	Williams.....6	Veitenheimer.....5
2/29	at Texas	86-76	L	3,543	Williams.....25	Simpson.....11	Williams.....4
3/4	at TCU	96-71	L	3,050	Williams.....17	Gregory.....9	Robertson.....4
3/7	TEXAS TECH	106-94	L	2,513	Williams.....24	Williams.....10	Gregory.....5

Associated Press rankings in parentheses

& Preseason WNIT

\$ SEC/Big 12 Challenge (Norman, Okla.)

^ Big 12 Championship (Kansas City, Mo.)

Attendance Summary	Totals	Home	Away	Neutral
All Games	12-18	9-8	3-9	0-1
Big 12 Games	5-13	2-6	3-6	
Non-Conference Games	7-5			

Attendance Summary	Totals	Avg/Game
Home	38,321	2,254
Away	45,816	3,818
Neutral Sites	7,238	7,238
<b>Total</b>	<b>91,375</b>	<b>3,045</b>



# TEAM GAME-BY-GAME



	FG-A	Pct.	3FG-A	Pct.	FT-A	Pct.	O-D-T	PF	A	TO	B	S	1	2	TP
Prairie View A&M	19-68	.279	5-24	.208	5-7	.714	10-19-29	20	5	14	1	6	25	23	48
<b>at Oklahoma</b>	<b>36-69</b>	<b>.522</b>	<b>9-14</b>	<b>.375</b>	<b>13-22</b>	<b>.591</b>	<b>17-40-57</b>	<b>13</b>	<b>19</b>	<b>13</b>	<b>3</b>	<b>8</b>	<b>48</b>	<b>46</b>	<b>94</b>
UAB	25-67	.276	8-29	.276	17-21	.810	8-35-43	22	12	16	2	1	32	43	75
<b>at Oklahoma</b>	<b>24-66</b>	<b>.364</b>	<b>7-27</b>	<b>.259</b>	<b>27-34</b>	<b>.794</b>	<b>11-35-46</b>	<b>21</b>	<b>13</b>	<b>12</b>	<b>0</b>	<b>13</b>	<b>41</b>	<b>41</b>	<b>82</b>
Missouri State	37-69	.536	8-15	.533	14-19	.737	13-26-39	17	16	19	2	4	39	57	96
<b>at Oklahoma</b>	<b>32-61</b>	<b>.525</b>	<b>12-22</b>	<b>.545</b>	<b>14-21</b>	<b>.667</b>	<b>6-20-26</b>	<b>20</b>	<b>15</b>	<b>19</b>	<b>2</b>	<b>7</b>	<b>51</b>	<b>39</b>	<b>90</b>
Stephen F. Austin	25-73	.342	6-25	.240	6-9	.667	16-27-43	14	13	18	2	9	18	44	62
<b>at Oklahoma</b>	<b>30-72</b>	<b>.417</b>	<b>8-22</b>	<b>.364</b>	<b>7-11</b>	<b>.636</b>	<b>17-33-50</b>	<b>19</b>	<b>19</b>	<b>21</b>	<b>4</b>	<b>7</b>	<b>46</b>	<b>29</b>	<b>65</b>
Oklahoma	27-68	.3971	5-22	.227	10-18	.556	19-22-41	21	16	27	0	19	35	34	79
<b>at Houston</b>	<b>32-80</b>	<b>.400</b>	<b>7-28</b>	<b>.250</b>	<b>14-22</b>	<b>.636</b>	<b>30-27-57</b>	<b>20</b>	<b>14</b>	<b>22</b>	<b>6</b>	<b>7</b>	<b>40</b>	<b>45</b>	<b>85</b>
Abilene Christian	26-63	.413	8-26	.308	5-10	.500	13-18-31	22	11	20	0	12	29	36	65
<b>at Oklahoma</b>	<b>27-58</b>	<b>.466</b>	<b>12-23</b>	<b>.522</b>	<b>12-15</b>	<b>.800</b>	<b>14-26-40</b>	<b>20</b>	<b>19</b>	<b>24</b>	<b>3</b>	<b>9</b>	<b>36</b>	<b>42</b>	<b>78</b>
Oklahoma	27-55	.491	12-28	.429	17-25	.680	9-19-28	20	20	18	2	4	37	46	83
<b>at Wichita State</b>	<b>30-58</b>	<b>.517</b>	<b>12-22</b>	<b>.545</b>	<b>16-24</b>	<b>.667</b>	<b>11-19-30</b>	<b>23</b>	<b>14</b>	<b>14</b>	<b>2</b>	<b>5</b>	<b>50</b>	<b>38</b>	<b>88</b>
Oklahoma	25-60	.417	6-25	.240	7-9	.778	16-25-41	26	11	31	2	2	30	33	63
<b>at Western Kentucky</b>	<b>25-68</b>	<b>.368</b>	<b>6-19</b>	<b>.316</b>	<b>18-27</b>	<b>.667</b>	<b>21-21-42</b>	<b>18</b>	<b>7</b>	<b>19</b>	<b>5</b>	<b>14</b>	<b>31</b>	<b>43</b>	<b>74</b>
LSU (25)	31-66	.470	1-11	.091	5-8	.625	12-18-30	26	8	13	3	10	32	36	86
<b>at Oklahoma</b>	<b>33-60</b>	<b>.550</b>	<b>10-17</b>	<b>.588</b>	<b>14-22</b>	<b>.636</b>	<b>13-25-38</b>	<b>15</b>	<b>16</b>	<b>14</b>	<b>1</b>	<b>9</b>	<b>51</b>	<b>39</b>	<b>90</b>
Sam Houston State	25-59	.424	4-13	.308	17-22	.773	8-28-36	33	12	26	2	11	29	42	71
<b>at Oklahoma</b>	<b>32-67</b>	<b>.478</b>	<b>7-14</b>	<b>.500</b>	<b>24-37</b>	<b>.649</b>	<b>15-28-43</b>	<b>21</b>	<b>19</b>	<b>18</b>	<b>0</b>	<b>11</b>	<b>46</b>	<b>49</b>	<b>95</b>
Drake	33-67	.493	9-26	.346	9-11	.818	11-26-37	22	23	21	6	12	31	53	84
<b>at Oklahoma</b>	<b>32-74</b>	<b>.432</b>	<b>12-16</b>	<b>.462</b>	<b>17-21</b>	<b>.810</b>	<b>18-25-43</b>	<b>17</b>	<b>21</b>	<b>19</b>	<b>1</b>	<b>8</b>	<b>51</b>	<b>36</b>	<b>93</b>
Oklahoma	19-70	.271	9-30	.300	6-10	.600	12-21-33	13	9	17	2	4	21	32	53
<b>vs. UConn (2)</b>	<b>44-78</b>	<b>.564</b>	<b>8-20</b>	<b>.400</b>	<b>1-3</b>	<b>.333</b>	<b>15-38-53</b>	<b>9</b>	<b>22</b>	<b>13</b>	<b>11</b>	<b>9</b>	<b>34</b>	<b>63</b>	<b>97</b>
Baylor (6)	32-66	.485	6-13	.462	7-10	.700	16-22-38	20	16	17	4	9	38	39	77
<b>at Oklahoma</b>	<b>18-51</b>	<b>.353</b>	<b>7-24</b>	<b>.292</b>	<b>13-19</b>	<b>.684</b>	<b>14-20-34</b>	<b>20</b>	<b>12</b>	<b>25</b>	<b>1</b>	<b>7</b>	<b>23</b>	<b>33</b>	<b>56</b>
Oklahoma	27-53	.509	12-19	.632	11-13	.846	11-29-40	19	16	30	4	12	29	48	77
<b>at Oklahoma State</b>	<b>30-72</b>	<b>.417</b>	<b>4-8</b>	<b>.500</b>	<b>11-21</b>	<b>.524</b>	<b>16-17-33</b>	<b>15</b>	<b>20</b>	<b>14</b>	<b>9</b>	<b>19</b>	<b>34</b>	<b>41</b>	<b>75</b>
Iowa State	28-58	.483	8-19	.421	8-13	.615	8-27-35	19	10	14	3	3	36	36	72
<b>at Oklahoma</b>	<b>29-63</b>	<b>.460</b>	<b>9-21</b>	<b>.429</b>	<b>14-17</b>	<b>.824</b>	<b>9-24-33</b>	<b>18</b>	<b>16</b>	<b>8</b>	<b>1</b>	<b>3</b>	<b>34</b>	<b>47</b>	<b>81</b>
Oklahoma	27-65	.415	11-26	.423	8-15	.533	16-33-49	23	16	20	2	9	29	44	73
<b>at West Virginia (17)</b>	<b>14-59</b>	<b>.237</b>	<b>1-13</b>	<b>.077</b>	<b>20-28</b>	<b>.714</b>	<b>15-26-41</b>	<b>18</b>	<b>5</b>	<b>18</b>	<b>3</b>	<b>8</b>	<b>22</b>	<b>27</b>	<b>49</b>
TCU	32-60	.533	6-16	.375	12-14	.857	10-23-33	21	8	15	2	8	41	41	82
<b>at Oklahoma</b>	<b>22-54</b>	<b>.407</b>	<b>2-18</b>	<b>.167</b>	<b>16-18</b>	<b>.889</b>	<b>10-19-29</b>	<b>17</b>	<b>7</b>	<b>18</b>	<b>1</b>	<b>6</b>	<b>39</b>	<b>24</b>	<b>63</b>
Oklahoma	30-71	.423	8-27	.296	16-20	.800	17-31-48	24	17	23	5	7	39	45	84
<b>at Texas Tech</b>	<b>27-71</b>	<b>.380</b>	<b>11-34</b>	<b>.324</b>	<b>24-28</b>	<b>.857</b>	<b>13-25-38</b>	<b>22</b>	<b>15</b>	<b>13</b>	<b>2</b>	<b>12</b>	<b>28</b>	<b>61</b>	<b>89</b>
Oklahoma	27-71	.380	7-25	.280	13-17	.765	7-25-32	17	17	15	3	8	41	33	74
<b>at Kansas State</b>	<b>33-68</b>	<b>.485</b>	<b>6-20</b>	<b>.300</b>	<b>20-26</b>	<b>.769</b>	<b>11-38-49</b>	<b>17</b>	<b>20</b>	<b>17</b>	<b>8</b>	<b>11</b>	<b>45</b>	<b>47</b>	<b>92</b>
Texas	31-69	.449	5-17	.294	3-3	1.00	10-35-45	19	17	17	4	12	37	33	70
<b>at Oklahoma</b>	<b>21-58</b>	<b>.362</b>	<b>3-16</b>	<b>.188</b>	<b>8-13</b>	<b>.615</b>	<b>4-28-32</b>	<b>11</b>	<b>12</b>	<b>17</b>	<b>3</b>	<b>8</b>	<b>23</b>	<b>30</b>	<b>53</b>
Oklahoma	32-63	.508	8-18	.444	22-26	.846	11-30-41	18	21	25	2	7	27	67	94
<b>at Kansas</b>	<b>30-68</b>	<b>.441</b>	<b>9-22</b>	<b>.409</b>	<b>13-16</b>	<b>.813</b>	<b>11-22-33</b>	<b>21</b>	<b>14</b>	<b>20</b>	<b>2</b>	<b>12</b>	<b>49</b>	<b>33</b>	<b>82</b>
West Virginia	25-63	.397	4-15	.267	4-9	.444	8-23-31	21	9	17	2	9	23	35	58
<b>at Oklahoma</b>	<b>23-55</b>	<b>.418</b>	<b>5-15</b>	<b>.333</b>	<b>17-23</b>	<b>.739</b>	<b>13-23-45</b>	<b>15</b>	<b>9</b>	<b>23</b>	<b>2</b>	<b>8</b>	<b>31</b>	<b>37</b>	<b>68</b>
Oklahoma	21-62	.339	8-24	.333	9-9	1.00	11-31-42	25	14	17	3	8	27	32	59
<b>at Iowa State</b>	<b>21-65</b>	<b>.323</b>	<b>7-32</b>	<b>.219</b>	<b>14-18</b>	<b>.778</b>	<b>15-28-43</b>	<b>12</b>	<b>11</b>	<b>15</b>	<b>8</b>	<b>7</b>	<b>38</b>	<b>25</b>	<b>63</b>
Oklahoma State	31-61	.508	3-9	.333	8-12	.667	7-31-38	14	18	19	5	11	31	42	73
<b>at Oklahoma</b>	<b>27-65</b>	<b>.415</b>	<b>5-22</b>	<b>.227</b>	<b>10-17</b>	<b>.588</b>	<b>8-25-33</b>	<b>16</b>	<b>12</b>	<b>16</b>	<b>1</b>	<b>10</b>	<b>32</b>	<b>37</b>	<b>69</b>
Kansas State	32-83	.386	6-22	.273	17-24	.708	20-34-54	24	17	13	5	9	35	52	87
<b>at Oklahoma</b>	<b>29-75</b>	<b>.387</b>	<b>8-21</b>	<b>.381</b>	<b>19-28</b>	<b>.679</b>	<b>18-34-52</b>	<b>24</b>	<b>17</b>	<b>15</b>	<b>5</b>	<b>5</b>	<b>37</b>	<b>48</b>	<b>85</b>
Oklahoma	23-55	.418	10-24	.417	13-18	.722	7-16-23	15	11	22	2	8	27	42	69
<b>at Baylor (2)</b>	<b>44-71</b>	<b>.620</b>	<b>6-19</b>	<b>.316</b>	<b>7-10</b>	<b>.700</b>	<b>13-28-41</b>	<b>14</b>	<b>33</b>	<b>17</b>	<b>6</b>	<b>15</b>	<b>63</b>	<b>38</b>	<b>101</b>
Kansas	27-59	.458	8-19	.421	21-27	.778	14-30-44	24	6	26	3	10	42	41	83
<b>at Oklahoma</b>	<b>27-61</b>	<b>.443</b>	<b>4-15</b>	<b>.267</b>	<b>22-30</b>	<b>.733</b>	<b>7-21-28</b>	<b>23</b>	<b>13</b>	<b>14</b>	<b>2</b>	<b>15</b>	<b>40</b>	<b>40</b>	<b>80</b>
Oklahoma	27-70	.386	9-27	.333	13-16	.813	16-20-36	29	11	20	1	7	31	45	76
<b>at Texas</b>	<b>29-61</b>	<b>.475</b>	<b>7-14</b>	<b>.500</b>	<b>21-29</b>	<b>.724</b>	<b>15-24-39</b>	<b>17</b>	<b>19</b>	<b>20</b>	<b>3</b>	<b>8</b>	<b>39</b>	<b>47</b>	<b>86</b>
Oklahoma	25-63	.397	6-19	.316	15-24	.625	9-22-31	19	14	19	3	8	35	36	71
<b>at TCU</b>	<b>35-65</b>	<b>.538</b>	<b>11-28</b>	<b>.393</b>	<b>15-19</b>	<b>.789</b>	<b>10-35-45</b>	<b>22</b>	<b>29</b>	<b>20</b>	<b>2</b>	<b>10</b>	<b>42</b>	<b>54</b>	<b>96</b>
Texas Tech	41-75	.547	12-27	.444	12-21	.571	16-21-37	16	23	19	5	9	59	47	106
<b>at Oklahoma</b>	<b>34-68</b>	<b>.500</b>	<b>10-23</b>	<b>.435</b>	<b>16-18</b>	<b>.889</b>	<b>14-23-37</b>	<b>22</b>	<b>15</b>	<b>23</b>	<b>0</b>	<b>11</b>	<b>38</b>	<b>56</b>	<b>94</b>



# SEASON STATISTICS

## » ALL GAMES (12-18)

No.	Player	GP-GS	MIN	AVG	Total		3-Point		F-Throw		Rebounds				PF	DQ	A	TO	BLK	STL	PTS	AVG
					FG-FGA	FG%	3FG-FGA	3FG%	FT-FTA	FT%	OFF	DEF	TOT	AVG								
30	ROBERTSON, Taylor	30-30	1131:48	37.7	165-374	.441	131-308	.425	112-125	.896	11	81	92	3.1	50	0	57	35	5	27	573	19.1
25	WILLIAMS, Madi	30-26	976:01	32.5	192-408	.471	18-51	.353	82-117	.701	68	150	218	7.3	95	3	56	119	9	42	484	16.1
22	LLANUSA, Ana	23-20	601:57	26.2	126-307	.410	32-113	.283	70-101	.693	43	62	105	4.6	82	8	46	77	3	52	354	15.4
7	GREGORY, Gabby	30-22	895:21	29.8	116-290	.400	43-128	.336	65-77	.844	37	91	128	4.3	77	2	46	85	9	14	340	11.3
04	LEMON, Kamryn	7-5	150:01	21.4	17-42	.405	5-16	.313	7-11	.636	5	19	24	3.4	20	1	25	18	0	7	46	6.6
03	SIMPSON, Mandy	30-30	858:44	28.6	71-162	.438	0-0	.000	19-36	.528	62	146	208	6.9	101	6	86	89	6	24	161	5.4
21	LAMPKIN, Nydia	30-1	413:22	13.8	42-104	.404	0-0	.000	15-26	.577	30	60	90	3.0	58	3	19	33	17	11	99	3.3
32	VEITENHEIMER, Tatum	30-15	597:49	19.9	31-92	.337	7-29	.241	17-27	.630	20	57	77	2.6	34	0	81	66	3	49	86	2.9
31	WILLISTON, Aspen	19-0	120:52	6.4	22-38	.579	0-0	.000	10-18	.556	4	11	15	0.8	23	0	1	19	6	3	54	2.8
34	SCOTT, Liz	15-0	97:43	6.5	16-35	.457	0-0	.000	7-19	.368	13	10	23	1.5	21	0	8	6	3	4	39	2.6
00	MURCER, Jessi	27-1	216:53	8.0	15-51	.294	6-19	.316	17-23	.739	2	21	23	0.9	18	0	22	21	0	6	53	2.0
13	BLOOM, Chloe	4-0	13:53	3.5	0-0	.000	0-0	.000	2-6	.333	3	2	5	1.3	2	0	0	0	0	0	2	0.5
23	DUNBAR, Ashlynn	1-0	02:24	2.4	0-0	.000	0-0	.000	0-0	.000	0	0	0	0.0	0	0	0	0	0	0	0	0.0
Team											71	72	143					15				
Total		30	6077		813-1903	.427	242-664	.364	423-586	.722	369	782	1151	38.4	581	23	447	583	61	239	2291	76.4
Opponents		30	6070		894-2010	.445	202-605	.334	364-511	.712	396	791	1187	39.6	582	14	447	526	117	282	2354	78.5

## » BIG 12 GAMES (5-13)

No.	Player	GP-GS	MIN	AVG	Total		3-Point		F-Throw		Rebounds				PF	DQ	A	TO	BLK	STL	PTS	AVG
					FG-FGA	FG%	3FG-FGA	3FG%	FT-FTA	FT%	OFF	DEF	TOT	AVG								
30	ROBERTSON, Taylor	18-18	698:04	38.8	92-226	.407	68-180	.378	82-90	.911	5	53	58	3.2	35	0	37	25	2	16	334	18.6
25	WILLIAMS, Madi	18-18	620:26	34.5	132-272	.485	13-38	.342	50-74	.676	32	80	112	6.2	63	3	36	78	6	29	327	18.2
12	GREGORY, Gabby	18-18	627:06	34.8	83-211	.393	33-95	.347	36-45	.800	24	66	90	5.0	53	2	33	67	7	11	235	13.1
22	LLANUSA, Ana	11-8	253:17	23.0	48-127	.378	13-48	.271	31-41	.756	16	21	37	3.4	40	4	12	28	3	24	140	12.7
03	SIMPSON, Mandy	18-18	573:42	31.9	50-101	.495	0-0	.000	10-14	.714	39	107	146	8.1	64	4	58	60	5	15	110	6.1
31	WILLISTON, Aspen	9-0	77:52	8.7	13-26	.500	0-0	.000	7-14	.500	2	5	7	0.8	11	0	1	9	5	3	33	3.7
21	LAMPKIN, Nydia	18-1	240:54	13.4	18-55	.327	0-0	.000	9-13	.692	14	41	55	3.1	38	2	12	22	9	7	45	2.5
34	SCOTT, Liz	13-0	88:19	6.8	12-31	.387	0-0	.000	7-19	.368	12	10	22	1.7	16	0	8	5	3	4	31	2.4
32	VEITENHEIMER, Tatum	18-8	365:44	20.3	13-41	.317	3-11	.273	11-15	.733	12	31	43	2.4	24	0	41	34	1	33	40	2.2
00	MURCER, Jessi	16-1	122:12	7.6	8-33	.242	3-12	.250	11-14	.786	1	12	13	0.8	11	0	12	15	0	5	30	1.9
13	BLOOM, Chloe	2-0	05:00	2.5	0-0	.000	0-0	.000	1-2	.500	1	0	1	0.5	0	0	0	0	0	0	1	0.5
23	DUNBAR, Ashlynn	1-0	02:24	2.4	0-0	.000	0-0	.000	0-0	.000	0	0	0	0.0	0	0	0	0	0	0	0	0.0
Team											44	37	81					7				
Total		18	3675		469-1123	.418	133-384	.346	255-341	.748	202	463	665	36.9	355	15	250	350	41	147	1326	73.7
Opponents		18	3675		542-1194	.454	120-347	.346	237-328	.723	228	489	717	39.8	336	8	290	311	76	182	1441	80.1



» Taylor Robertson shattered the OU and Big 12 single-season 3-point records as she drained 131 during the 2019-20 season. The prior Big 12 record had stood since 2002-03. Robertson also became the league's first player in history to hit 100 or more 3s in back-to-back seasons.

# SEASON STATISTICS



## » HOME GAMES (9-8)

No.	Player	Total			3-Point			F-Throw		Rebounds				PF		DQ		A	TO	BLK	STL	PTS	AVG
		GP-GS	MIN	AVG	FG-FGA	FG%	3FG-FGA	3FG%	FT-FTA	FT%	OFF	DEF	TOT	AVG	PF	DQ							
30	ROBERTSON, Taylor	17-17	629:27	37.0	86-190	.453	68-156	.436	71-80	.888	7	52	59	3.5	24	0	32	18	2	13	311	18.3	
25	WILLIAMS, Madi	17-14	561:48	33.0	114-229	.498	11-28	.393	42-62	.677	35	96	131	7.7	50	1	26	57	5	23	281	16.5	
22	LLANUSA, Ana	14-12	368:41	26.3	80-195	.410	23-72	.319	44-66	.667	26	40	66	4.7	48	4	38	48	0	40	227	16.2	
12	GREGORY, Gabby	17-12	495:35	29.2	59-142	.415	17-56	.304	39-45	.867	18	40	58	3.4	43	0	27	40	3	6	174	10.2	
04	LEMON, Kamryn	4-4	103:47	25.9	16-31	.516	5-10	.500	3-3	1.000	2	15	17	4.3	14	1	15	10	0	7	40	10.0	
03	SIMPSON, Mandy	17-17	479:17	28.2	46-100	.460	0-0	.000	12-24	.500	40	79	119	7.0	59	3	44	52	3	11	104	6.1	
32	VEITENHEIMER, Tatum	17-8	300:22	17.7	23-61	.377	4-17	.235	9-14	.643	12	31	43	2.5	12	0	41	30	2	31	59	3.5	
31	WILLISTON, Aspen	10-0	59:14	5.9	13-22	.591	0-0	.000	8-12	.667	3	9	12	1.2	12	0	0	8	5	0	34	3.4	
21	LAMPKIN, Nydia	17-1	224:36	13.2	21-54	.389	0-0	.000	11-18	.611	18	28	46	2.7	28	1	10	18	8	6	53	3.1	
34	SCOTT, Liz	7-0	50:51	7.3	8-18	.444	0-0	.000	5-13	.385	5	8	13	1.9	11	0	3	3	2	2	21	3.0	
00	MURCER, Jessi	15-0	141:42	9.4	10-35	.286	3-11	.273	17-23	.739	2	12	14	0.9	9	0	18	7	0	6	40	2.7	
13	BLOOM, Chloe	3-0	11:29	3.8	0-0	.000	0-0	.000	2-6	.333	3	2	5	1.7	2	0	0	0	0	0	2	0.7	
Team											37	46	83						8				
Total		17	3427		476-1077	.442	131-350	.374	263-366	.719	208	458	666	39.2	312	10	254	299	30	145	1346	79.2	
Opponents		17	3420		500-1126	.444	107-326	.328	170-240	.708	200	443	643	37.8	354	11	224	304	50	145	1277	75.1	

## » AWAY GAMES (3-9)

No.	Player	Total			3-Point			F-Throw		Rebounds				PF		DQ		A	TO	BLK	STL	PTS	AVG
		GP-GS	MIN	AVG	FG-FGA	FG%	3FG-FGA	3FG%	FT-FTA	FT%	OFF	DEF	TOT	AVG	PF	DQ							
30	ROBERTSON, Taylor	13-13	502:22	38.6	79-184	.429	63-152	.414	41-45	.911	4	29	33	2.5	26	0	25	17	3	14	262	20.2	
25	WILLIAMS, Madi	13-12	414:13	31.9	78-179	.436	7-23	.304	40-55	.727	33	54	87	6.7	45	2	30	62	4	19	203	15.6	
22	LLANUSA, Ana	9-8	233:17	25.9	46-112	.411	9-41	.220	26-35	.743	17	22	39	4.3	34	4	8	29	3	12	127	14.1	
12	GREGORY, Gabby	13-10	399:46	30.8	57-148	.385	26-72	.361	26-32	.813	19	51	70	5.4	34	2	19	45	6	8	166	12.8	
03	SIMPSON, Mandy	13-13	379:28	29.2	25-62	.403	0-0	.000	7-12	.583	22	67	89	6.8	42	3	42	37	3	13	57	4.4	
21	LAMPKIN, Nydia	13-0	188:46	14.5	21-50	.420	0-0	.000	4-8	.500	12	32	44	3.4	30	2	9	15	9	5	46	3.5	
34	SCOTT, Liz	8-0	46:52	5.9	8-17	.471	0-0	.000	2-6	.333	8	2	10	1.3	10	0	5	3	1	2	18	2.3	
31	WILLISTON, Aspen	9-0	61:38	6.8	9-16	.563	0-0	.000	2-6	.333	1	2	3	0.3	11	0	1	11	1	3	20	2.2	
32	VEITENHEIMER, Tatum	13-7	297:27	22.9	8-31	.258	3-12	.250	8-13	.615	8	26	34	2.6	22	0	40	36	1	18	27	2.1	
04	LEMON, Kamryn	3-1	46:14	15.4	1-11	.091	0-6	.000	4-8	.500	3	4	7	2.3	6	0	10	8	0	0	6	2.0	
00	MURCER, Jessi	12-1	75:11	6.3	5-16	.313	3-8	.375	0-0	.000	0	9	9	0.8	9	0	4	14	0	0	13	1.1	
13	BLOOM, Chloe	1-0	02:24	2.4	0-0	.000	0-0	.000	0-0	.000	0	0	0	0.0	0	0	0	0	0	0	0	0.0	
23	DUNBAR, Ashlynn	1-0	02:24	2.4	0-0	.000	0-0	.000	0-0	.000	0	0	0	0.0	0	0	0	0	0	0	0	0.0	
Team											34	26	60						7				
Total		13	2650		337-826	.408	111-314	.354	160-220	.727	161	324	485	37.3	269	13	193	284	31	94	945	72.7	
Opponents		13	2650		394-884	.446	95-279	.341	194-271	.716	196	348	544	41.8	228	3	223	222	67	137	1077	82.8	

## » NEUTRAL SITE GAMES (0-1)

No.	Player	Total			3-Point			F-Throw		Rebounds				PF		DQ		A	TO	BLK	STL	PTS	AVG
		GP-GS	MIN	AVG	FG-FGA	FG%	3FG-FGA	3FG%	FT-FTA	FT%	OFF	DEF	TOT	AVG	PF	DQ							
30	ROBERTSON, Taylor	1-1	40:00	40.0	7-16	.438	7-14	.500	3-3	1.000	2	2	4	4.0	0	0	0	3	1	1	24	24.0	
22	LLANUSA, Ana	1-1	25:40	25.7	4-11	.364	0-3	.000	3-5	.600	2	4	6	6.0	5	1	0	2	0	2	11	11.0	
00	MURCER, Jessi	1-0	20:05	20.1	2-5	.400	1-3	.333	0-0	.000	0	1	1	1.0	1	0	2	1	0	0	5	5.0	
12	GREGORY, Gabby	1-1	23:51	23.8	2-12	.167	1-7	.143	0-0	.000	1	1	2	2.0	0	0	2	2	0	0	5	5.0	
25	WILLIAMS, Madi	1-0	22:40	22.7	2-11	.182	0-0	.000	0-0	.000	3	5	8	8.0	3	0	0	2	0	0	4	4.0	
34	SCOTT, Liz	1-0	04:26	4.4	2-2	1.000	0-0	.000	0-0	.000	1	0	1	1.0	1	0	0	0	0	0	4	4.0	
03	SIMPSON, Mandy	1-1	32:51	32.9	0-7	.000	0-0	.000	0-2	.000	1	3	4	4.0	3	0	4	1	0	1	0	0.0	
32	VEITENHEIMER, Tatum	1-1	19:14	19.2	0-5	.000	0-3	.000	0-0	.000	0	0	0	0.0	0	1	3	0	0	0	0	0.0	
21	LAMPKIN, Nydia	1-0	11:13	11.2	0-1	.000	0-0	.000	0-0	.000	0	1	1	1.0	0	0	2	1	0	0	0	0.0	
Team											2	4	6						1				
Total		1	200		19-70	.271	9-30	.300	6-10	.600	12	21	33	33.0	13	1	9	17	2	4	53	53.0	
Opponents		1	200		44-78	.564	8-20	.400	1-3	.333	15	38	53	53.0	9	0	22	13	11	9	97	97.0	



# POINTS, REBOUNDS, ASSISTS

DATE	OPPONENT	00	3	12	13	21	22	23	25	30	31	32	34
		MURCER	SIMPSON	GREGORY	BLOOM	LAMPKIN	LLANUSA	DUNBAR	WILLIAMS	ROBERTSON	WILLISTON	VEITENHEIMER	SCOTT
11/8	Prairie View A&M <sup>§</sup>	5-2-2	4-6-2	10-7-0	0-3-0	6-3-0	12-2-2	-	14-13-1	20-5-4	9-1-0	7-6-5	DNP
11/10	UAB <sup>§</sup>	0-0-0	2-4-1	2-0-1	DNP	4-7-0	25-8-3	-	24-13-1	17-6-0	2-0-0	0-1-4	DNP
11/14	Missouri State <sup>§</sup>	0-1-0	4-5-1	1-2-0	DNP	0-1-1	30-3-3	-	12-4-3	22-2-2	4-2-0	0-0-0	DNP
11/20	Stephen F. Austin	0-1-0	4-2-3	9-3-1	DNP	2-4-1	19-4-5	-	8-16-2	19-2-2	4-3-0	0-1-1	DNP
11/23	at Houston	DNP	1-3-0	5-4-1	DNP	10-6-2	21-8-2	-	10-9-3	9-1-4	2-0-0	5-2-2	DNP
11/26	Abilene Christian	0-0-1	2-3-4	18-3-1	DNP	8-6-0	8-7-7	-	17-11-0	21-3-2	0-1-0	4-4-4	DNP
11/30	at Wichita State	0-0-0	2-5-3	13-3-0	DNP	2-0-0	19-4-1	-	13-8-2	30-1-1	0-0-0	1-2-8	DNP
12/4	at Western Kentucky	0-0-0	0-4-1	11-6-1	DNP	10-3-2	19-5-1	-	9-8-2	14-1-1	0-1-0	0-3-1	DNP
12/7	LSU (25)	2-1-0	18-10-3	7-1-3	DNP	2-0-0	20-7-4	-	13-1-1	21-2-2	0-0-0	7-6-3	DNP
12/15	SAM HOUSTON STATE <sup>§</sup> 9-4-2	4-9-4	11-2-1	1-1-0	4-2-1	19-6-3	-	16-10-2	21-2-0	0-0-0	6-4-6	4-0-0	
12/17	DRAKE	2-0-3	7-7-3	13-5-2	DNP	6-2-0	11-8-3	-	17-5-3	21-5-2	DNP	16-5-5	DNP
12/22	UConn (2)	5-1-2	0-4-4	5-2-2	DNP	0-1-0	11-6-0	-	4-8-0	24-4-0	DNP	0-0-1	4-1-0
1/4	BAYLOR (6)	1-0-0	6-12-1	7-3-1	DNP	2-3-1	3-6-4	DNP	14-2-0	20-2-5	DNP	3-2-0	DNP
1/8	at Oklahoma State	0-2-0	2-11-3	10-1-2	DNP	0-3-0	20-3-1	DNP	18-7-3	25-4-3	0-0-0	2-2-4	0-1-0
1/11	IOWA STATE	3-0-1	12-8-4	16-7-2	DNP	7-5-2	DNP	DNP	19-8-1	22-3-1	DNP	2-0-5	DNP
1/15	at West Virginia (17)	3-2-0	2-11-2	9-8-3	0-0-0	2-3-1	DNP	0-0-0	15-8-3	31-1-2	4-0-0	3-6-3	4-3-2
1/19	TCU	0-0-0	12-5-3	15-4-1	DNP	2-1-0	DNP	DNP	12-5-2	16-1-0	DNP	6-6-1	0-0-0
1/22	at Texas Tech	2-2-1	19-9-6	9-8-1	DNP	6-2-1	DNP	DNP	20-11-1	26-3-0	DNP	2-8-7	DNP
1/25	at Kansas State	3-1-1	6-4-4	15-9-3	DNP	5-6-1	DNP	DNP	20-4-2	13-6-2	9-1-0	3-0-4	DNP
1/28	TEXAS	0-0-0	8-10-2	2-4-0	1-1-0	2-1-0	DNP	DNP	16-7-4	11-3-5	2-0-0	0-1-1	11-1-0
2/2	at Kansas	0-0-0	6-10-12	18-10-1	DNP	2-9-0	4-2-0	DNP	26-4-4	31-3-1	0-0-0	2-2-1	5-0-2
2/5	WEST VIRGINIA	0-0-0	4-5-4	10-4-1	DNP	2-3-0	19-3-1	DNP	18-8-3	13-7-0	DNP	0-4-0	2-2-0
2/8	at Iowa State	0-0-0	4-7-2	12-8-3	DNP	0-8-1	15-5-0	DNP	11-2-2	15-5-3	2-0-0	0-1-3	0-0-0
2/11	OKLAHOMA STATE	0-0-0	4-15-4	9-4-5	DNP	0-0-0	26-5-1	DNP	19-3-1	11-4-1	DNP	0-0-0	DNP
2/16	KANSAS STATE	9-5-6	1-6-3	20-3-1	DNP	0-1-1	0-0-0	DNP	15-9-0	27-7-2	9-4-0	0-3-1	4-8-3
2/22	at Baylor	0-1-0	2-7-3	30-1-0	DNP	0-0-0	DNP	DNP	15-3-3	16-2-3	3-1-1	3-3-1	0-2-0
2/26	KANSAS	DNP	4-5-2	10-3-2	DNP	4-2-2	22-3-0	DNP	23-6-1	9-2-1	DNP	16-5-5	DNP
2/29	at Texas	0-0-0	4-11-1	21-1-1	DNP	5-1-0	10-5-2	DNP	25-7-4	10-0-1	DNP	1-3-2	0-1-0
3/4	at TCU	0-0-0	6-3-2	8-9-1	DNP	4-2-1	8-1-1	DNP	17-8-1	18-2-4	DNP	5-2-3	5-2-1
3/7	TEXAS TECH	9-0-3	8-7-0	14-3-5	DNP	2-5-1	13-4-2	DNP	24-10-1	20-3-3	4-1-0	0-0-0	0-2-0

Associated Press rankings in parentheses  
 & Preseason WNIT  
 § SEC/Big 12 Challenge (Norman, Okla.)

## STARTING LINEUP INFORMATION

1	2	3	4	5	GAMES	RECORD
Lernon	Llanusa	Robertson	Williams	Simpson	1,2,3,4,5	3-2
Veitenheimer	Llanusa	Robertson	Williams	Simpson	6,7,8	1-2
Veitenheimer	Llanusa	Robertson	Gregory	Simpson	9,10,11,12	3-1
Gregory	Llanusa	Robertson	Gregory	Simpson	13,14,23,24,25	1-4
Veitenheimer	Gregory	Robertson	Williams	Simpson	15,16,17,18,19,21,22,27	4-4
Gregory	Robertson	Williams	Lampkin	Simpson	20	0-1
Murcer	Robertson	Gregory	Williams	Simpson	26	0-1
Llanusa	Robertson	Gregory	Williams	Simpson	28,29,30	0-3

## START CHART

PLAYER	'17	'18	'19	'20	TOTAL	CONSECUTIVE	RECORD AS A STARTER
Ana Llanusa	22	16	20	58	27	22-36	
Mandy Simpson	9	27	30	66	34	23-43	
Nydia Lampkin	1	1	2	2	0-2		
Jessi Murcer	15	1	16	2	3-13		
Taylor Robertson	29	30	59	59	19-40		
Tatum Veitenheimer	16	16	32	7	11-21		
Madi Williams	29	26	55	8	14-31		
Gabby Gregory			22	22	22	7-14	

# INDIVIDUAL HIGHS



## »OKLAHOMA HIGHS

<b>Points</b>	31, Taylor Robertson at West Virginia (1/15/20) 31, Taylor Robertson at Kansas (2/2/20)
<b>Field Goals</b>	11, Ana Llanusa vs. Missouri State (11/14/19) 11, Madi Williams at Texas (2/29/20)
<b>Field Goal Attempts</b>	24, Madi Williams at Texas (2/29/20)
<b>FG Pct. (min. 5 made)</b>	.777 (7-for-9), Mandy Simpson at Texas Tech (1/22/20)
<b>3-Point Field Goals</b>	9, Taylor Robertson at Wichita State (11/30/19)
<b>3-Point FG Attempts</b>	19, Taylor Robertson at Texas Tech (1/22/20)
<b>3-Point FG Pct. (min. 3 made)</b>	.667 (4-for-6), Taylor Robertson vs. SFA (11/20/19)
<b>Free Throws</b>	12, Taylor Robertson at Kansas (2/2/20)
<b>Free Throw Attempts</b>	12, MR Taylor Robertson at Kansas (2/2/20)
<b>Free Throw Pct. (min. 5 made)</b>	1.000 (12-for-12), Taylor Robertson at Kansas (2/2/20)
<b>Rebounds</b>	16, Madi Williams vs. SFA (11/20/19)
<b>Assists</b>	12, Mandy Simpson at Kansas (2/2/20)
<b>Turnovers</b>	10, Madi Williams at Western Kentucky (12/4/19)
<b>Blocked Shots</b>	2, 9x, MR Gabby Gregory vs. Texas Tech (3/7/20)
<b>Steals</b>	8, Ana Llanusa vs. UAB (11/10/19)

## »OPPONENT HIGHS

<b>Points</b>	32, Te'a Cooper, Baylor (1/4/20)
<b>Field Goals</b>	14, Te'a Cooper, Baylor (1/4/20)
<b>Field Goal Attempts</b>	22, Khayla Pointer, LSU (12/7/19) 22, Te'a Cooper, Baylor (1/4/20)
<b>FG Pct. (min. 5 made)</b>	1.000 (10-for-10), Ayana Mitchell, LSU (12/7/19)
<b>3-Point Field Goals</b>	6, Lexi Gordon, Texas Tech (3/7/20)
<b>3-Point Field Goal Att.</b>	12, Jasmune Harris, Houston (11/23/19) 12, Andrayah Adams, Texas Tech (1/22/20)
<b>3-Pt. FG Pct. (min. 3 made)</b>	1.000 (3-for-3) Maddie Monahan, Drake (12/17/19)
<b>Free Throws</b>	12, Peyton Williams, Kansas State (2/16/20)
<b>Free Throw Attempts</b>	15, Peyton Williams, Kansas State (2/16/20)
<b>FT Pct. (min. 5 made)</b>	1.000 (8-for-8), Mya Bhnar, Missouri State (11/14/19)
<b>Rebounds</b>	19, Peyton Williams, Kansas State (2/16/20)
<b>Assists</b>	11, Te'a Cooper, Baylor (2/22/20) 11, Chrislyn Carr, Texas Tech (3/7/20)
<b>Turnovers</b>	10, Brooklyn Mitchell, Kansas (2/26/20)
<b>Blocked Shots</b>	7, Olivia Nelson-Ododa, UConn (12/22/19)
<b>Steals</b>	6, Breanna Wright, Abilene Christian (11/26/19)

## »OU'S TOP INDIVIDUAL PERFORMANCES

### POINTS

31.....	Taylor Robertson at West Virginia (1/15/20)
31.....	Taylor Robertson at Kansas (2/2/20)
30.....	Ana Llanusa vs. Missouri State (11/14/19)
30.....	Taylor Robertson at Wichita State (11/30/19)
30.....	Gabby Gregory at Baylor (2/22/20)
27.....	Taylor Robertson vs. Kansas State (2/16/20)
26.....	Taylor Robertson at Texas Tech (1/19/20)
26.....	Madi Williams at Kansas (2/2/20)
26.....	Ana Llanusa vs. Oklahoma State (2/11/20)
25.....	Ana Llanusa vs. UAB (11/10/19)
25.....	Taylor Robertson at Oklahoma State (1/8/20)
25.....	Madi Williams at Texas (2/29/20)

### REBOUNDS

16.....	Madi Williams vs. SFA (11/20/19)
15.....	Mandy Simpson vs. Oklahoma State (2/11/20)
13.....	Madi Williams, 2x, MR vs. UAB (11/10/19)
12.....	Mandy Simpson vs. Baylor (1/4/20)
11.....	Mandy Simpson at Oklahoma State (1/8/20)
11.....	Madi Williams at Texas Tech (1/22/20)
11.....	Mandy Simpson at West Virginia (1/15/20)
11.....	Mandy Simpson at Texas (2/29/20)
10.....	6x, MR Madi Williams vs. Texas Tech (3/7/20)

### ASSISTS

12.....	Mandy Simpson at Kansas (2/2/20)
8.....	Tatum Veitenheimer at Wichita State (11/30/19)
7.....	Ana Llanusa vs. Abilene Christian (11/26/19)
7.....	Tatum Veitenheimer at Texas Tech (1/22/20)
6.....	Tatum Veitenheimer vs. Sam Houston State (12/15/19)
6.....	Mandy Simpson at Texas Tech (1/22/20)
6.....	Jessi Murcer vs. Kansas State (2/16/20)
5.....	10x, MR Gabby Gregory vs. Texas Tech (3/7/20)

### BLOCKED SHOTS

3.....	Aspen Williston vs. Kansas State (2/16/20)
2.....	9x, MR Gabby Gregory vs. Texas Tech (3/7/20)

### STEALS

8.....	Ana Llanusa vs. UAB (11/10/19)
7.....	Tatum Veitenheimer vs. Kansas (2/26/20)
6.....	Ana Llanusa vs. Oklahoma State (2/11/20)
5.....	Ana Llanusa vs. Texas Tech (3/7/20)
4.....	7x, MR Madi Williams vs. WVU (2/6/20)

### 3-POINT FIELD GOALS

9.....	Taylor Robertson at Wichita State (11/30/19)
8.....	Taylor Robertson at West Virginia (1/15/20)
7.....	Taylor Robertson vs. Abilene Christian (11/26/19)
7.....	Taylor Robertson vs. UConn (12/22/19)
7.....	Taylor Robertson at Oklahoma State (1/8/20)
6.....	Taylor Robertson vs. Prairie View A&M (11/8/19)
6.....	Taylor Robertson vs. Missouri State (11/14/19)
6.....	Taylor Robertson at Texas Tech (1/22/20)
5.....	Gabby Gregory at Baylor (2/22/20)
5.....	Gabby Gregory at Texas (2/29/20)

### FREE THROW MAKES

12.....	Taylor Robertson at Kansas (2/2/20)
9.....	Ana Llanusa vs. UAB (11/10/19)
9.....	Madi Williams vs. UAB (11/10/19)
8.....	Taylor Robertson vs. Baylor (1/4/20)
8.....	Taylor Robertson vs. Iowa State (1/11/20)
8.....	Ana Llanusa vs. Kansas (2/26/20)
7.....	Taylor Robertson vs. LSU (12/7/19)
7.....	Taylor Robertson vs. Sam Houston State (12/15/19)
7.....	Taylor Robertson vs. TCU (1/19/20)



# TEAM HIGHS

## >> OKLAHOMA

	HIGH	LOW
<b>Points</b>	94 3x, MR vs. Texas Tech (3/7)	53 vs. UConn (12/22)
<b>Points in a Half</b>	51 (first half) (three times)	21 (first half) vs. UConn (12/22)
<b>Points in a Quarter</b>	37 (first quarter) vs. Missouri State (11/14)	8, 5x, MR second quarter at Texas (2/29)
<b>Winning Margin</b>	46 vs. Prairie View A&M (11/8)	2 at Oklahoma State (1/8)
<b>Field Goals</b>	36 vs. Prairie View A&M (11/8)	18 vs. Baylor (1/4)
<b>Field Goal Attempts</b>	75 vs. Kansas State (2/16)	32 vs. Drake (12/17)
<b>Field Goal Percentage</b>	.550 (33-for-60) vs. LSU (12/7)	.271 (19-for-70) vs. UConn (12/22)
<b>3-Point Field Goals</b>	12 five times, MR at Oklahoma State (1/8)	3 vs. Texas (1/28)
<b>3-Point Field Goal Attempts</b>	30 vs. UConn (12/22)	15 vs. Kansas (2/26)
<b>3-Point Field Goal Percentage</b> (min. 10 att.)	.588 (10-for-17) vs. LSU (12/7)	.167 vs. TCU (1/19)
<b>Free Throws Made</b>	27 vs. UAB (11/10)	6 vs. UConn (12/22)
<b>Free Throw Attempts</b>	37 vs. SHSU (12/15)	9 at WKU (12/4)
<b>Free Throw Percentage</b> (min. 10 att.)	.889 (16-for-18) 2x, MR vs. Texas Tech (3/7)	.533 (8-for-15) at West Virginia (1/20)
<b>Rebounds</b>	57 vs. Prairie View A&M (11/8)	23 at Baylor (2/22)
<b>Personal Fouls</b>	29 at Texas (2/29)	11 vs. Texas (1/28)
<b>Assists</b>	21 vs. Drake (12/17)	7 vs. TCU (1/19)
<b>Turnovers</b>	31 at WKU (12/4)	8 vs. Iowa State (1/11)
<b>Blocked Shots</b>	5, 2x MR vs. Kansas State (2/16)	0 (three times)
<b>Steals</b>	15 vs. Kansas (2/26)	2 at WKU (12/4)

## >> OPPONENTS

	HIGH	LOW
<b>Points</b>	106 by Texas Tech (3/7)	48 by Prairie View A&M (11/8)
<b>Points in a Half</b>	63, 2x MR by Baylor (first half) (2/22)	18 by SFA (11/20/19)
<b>Points in a Quarter</b>	36 (second quarter) by Baylor (2/22)	6 (second quarter) by SFA (11/20/19)
<b>Winning Margin</b>	44 by UConn (12/22)	2 by Kansas State (2/16)
<b>Field Goals</b>	44 by UConn (12/22)	14 by West Virginia (1/15/20)
<b>Field Goal Attempts</b>	83 by Kansas State (2/16)	58 by Wichita State (11/30)
<b>Field Goal Percentage</b>	.620 (44-for-71) by Baylor (2/22)	.237 (14-for-59) by West Virginia (1/15)
<b>3-Point Field Goals</b>	12 2x, MR by Texas Tech (3/7)	1 twice, MR by West Virginia (1/15)
<b>3-Point Field Goal Attempts</b>	34 by Texas Tech (1/22)	8 by Oklahoma State (1/8)
<b>3-Point Field Goal Percentage</b> (min. 10 att.)	.545 (12-for-22) by Wichita State (11/30)	.077 (1-for-13) by West Virginia (1/15)
<b>Free Throws Made</b>	24 by Texas Tech (1/22)	3, 2x, MR by Texas (1/28)
<b>Free Throw Attempts</b>	29 at Texas (2/29)	3 by Texas (1/28)
<b>Free Throw Percentage</b> (min. 10 att.)	.857 (24-for-28) by Texas Tech (1/22)	.500 (5-for-10) by Abilene Christian (11/26)
<b>Rebounds</b>	57 by Houston (11/23)	30 by LSU (12/7)
<b>Personal Fouls</b>	33 by SHSU (12/15)	9 by UConn (12/22)
<b>Assists</b>	33 by Baylor (2/22)	5 twice, MR by West Virginia (1/15)
<b>Turnovers</b>	26 by SHSU (12/15)	13, 3x MR by Kansas State (2/16)
<b>Blocked Shots</b>	11 by UConn (12/22)	0 (twice)
<b>Steals</b>	19 by Oklahoma State (1/8)	1 by UAB (11/10)



## LAST TIME AN OKLAHOMA TEAM...

Scored 100 points:	Oklahoma 105, New Mexico 63 in Norman, Okla. (Dec. 16, 2017)
Scored 100 points in a Big 12 game:	Never
Scored 100 at Oklahoma:	Oklahoma 105, New Mexico 63 in Norman, Okla. (Dec. 16, 2017)
Scored 100 points and lost:	DePaul III, Oklahoma 108 (OT) in Chicago, Ill. (Nov. 13, 2017)
Scored 110 points:	Oklahoma III, Quinnipiac 84 in Stanford, Calif. (Mar. 21, 2015)
Scored 115 points:	Oklahoma 117, Sacramento State 55 in Norman, Okla. (Nov. 13, 2011)
Scored at least 60 points in a half:	66 (second half) vs. DePaul in Durham, N.C. (Mar. 22, 2014)
Scored at least 50 points in a half:	51 (second half) at Texas Tech in Lubbock, Texas (March 5, 2019)
Had 35+ rebound margin:	35 - Oklahoma 63, Northwestern State 28 in Norman, Okla. (Nov. 15, 2018)
Had 25+ rebound margin:	28 - Oklahoma 60, New Mexico 32 in Norman, Okla. (Dec. 16, 2017)
Had 20+ rebound margin:	20 - Oklahoma 55, Oklahoma State 35 in Norman, Okla. (Feb. 25, 2019)
Attempted 35 free throws:	37 vs. Sam Houston State in Norman, Okla. (Dec. 15, 2019)
Attempted 40 free throws:	41 at Iowa State in Ames, Iowa (Jan. 19, 2019)
Attempted 5 free throws or less:	4 at Nebraska in Lincoln, Neb. (Jan. 10, 2009)
Made 30 free throws:	30 (30-41) at Iowa State in Ames, Iowa (Jan. 19, 2019)
Had 25 assists:	27 vs. New Mexico in Norman, Okla. (Dec. 16, 2017)
Had 25 turnovers:	25 at Kansas in Lawrence, Kan. (Feb. 2, 2020)
Had 25+ steals:	27 vs. Portland State in Las Vegas, Nev. (Dec. 21, 2016)
Had 20-24 steals:	21 vs. Arkansas-Pine Bluff in Norman, Okla. (Dec. 29, 2010)
Had 15-19 steals:	15 at Texas Tech in Lubbock, Texas (Jan. 10, 2018)
Had 10-14 blocks:	10 vs. West Virginia in Norman, Okla. (Feb. 3, 2018)
Had 15+ blocks:	15 vs. Texas in Oklahoma City, Okla. (Mar. 7, 2007)
Played an overtime game:	Kansas State 87, OU 85 (OT) in Norman, Okla. (Feb. 16, 2020)
Won an overtime game:	OU 94, Kansas 82 (OT) in Lawrence, Kan. (Feb. 2, 2020)
Lost an overtime game:	Kansas State 87, OU 85 (OT) in Norman, Okla. (Feb. 16, 2020)
Played a double overtime game:	Oklahoma 90, West Virginia 87 (2OT) in Norman, Okla. (Feb. 7, 2017)
Played three or more overtimes:	Never
Shot 60% for a game:	60.0% (33-of-55) vs. Iowa State in Norman, Okla. (Feb. 27, 2016)
Shot less than 30% for a game:	27.1% (19-for-70) vs. UConn in Uncasville, Conn. (Dec. 22, 2019)
Shot 90% from the free throw line (min 10 attempts):	13-of-14 (92.9%) vs. Iowa State in Norman, Okla. (Feb. 21, 2018)
Shot 50% from 3-point line:	12-of-23 (52.2%) vs. Abilene Christian in Norman, Okla. (Nov. 26, 2019)
Shot 20-30% in a half:	26.9% (7-for-26) vs. TCU in Norman, Okla. (Jan. 19, 2020)
Shot less than 20% in a half:	17.8% (5-of-28) at Baylor in Waco, Texas (Feb. 16, 2019)
Made at least 10 3-point field goals:	10-of-23 vs. Texas Tech in Norman, Okla. (March 7, 2020)
Made 15 3-point field goals:	15-of-38 vs. New Mexico in Norman, Okla. (Dec. 16, 2017)
Failed to make a 3-point field goal:	0-of-17 at West Virginia in Morgantown, W. Va. (Feb. 17, 2016)
Had at least 70 rebounds:	75 vs. Cameron, (Nov. 30, 1982)
Had at least 60 rebounds:	63 vs. Northwestern State in Norman, Okla. (Nov. 15, 2018)
Had at least 50 rebounds:	52 vs. Kansas State in Norman, Okla. (Feb. 16, 2020)
Scored less than 10 points in a quarter:	8 (second quarter) at Texas in Austin, Texas (Feb. 29, 2020)
Scored less than 20 points in a 1st half:	16 points (first half) at Baylor in Waco, Texas (Feb. 16, 2019)
Scored less than 20 points in a 2nd half:	12 points at Texas in Austin, Texas (Feb. 26, 2005)
Scored 41-50 in a game:	42 points at Oklahoma State in Stillwater, Okla. (Jan. 16, 2016)
Scored less than 40 points in a game:	36 points vs. Texas at Austin, Texas (Feb. 26, 2005)





# LAST TIME ...

## LAST TIME AN OKLAHOMA PLAYER...

Scored 30 points:	30, Gabby Gregory at Baylor in Waco, Texas (Feb. 22, 2020)
Scored 35 points:	35, Ana Llanusa at Iowa State in Ames, Iowa (Jan. 19, 2019)
Scored 40 points:	41, Courtney Paris vs. Oklahoma State (Feb. 4, 2007)
Attempted 25 field goals:	27, Aaryn Ellenberg vs. Texas in Austin, Texas (Jan. 8, 2014)
Had 5 blocks:	6, Vionise Pierre-Louis vs. Texas Tech in Norman, Okla (Feb. 24, 2018)
Had 10 blocks:	10, Courtney Paris vs. Texas Tech in Lubbock, Texas (March 1, 2006)
Had 5 steals:	6, Ana Llanusa vs. Oklahoma State in Norman, Okla. (Feb. 11, 2020)
Had 10 steals:	10, Maddie Manning vs. Portland State in Las Vegas, Nev. (Dec. 21, 2016)
Had 10 assists:	12, Mandy Simpson at Kansas in Lawrence, Kan. (Feb. 2, 2020)
Had 15 assists:	16, Diannah Jackson vs. Texas A&M in College Station, Texas (Jan. 22, 2005)
Had 15 rebounds:	15, Mandy Simpson vs. Oklahoma State in Norman, Okla. (Feb. 11, 2020)
Had 20 rebounds:	20, Vionise Pierre-Louis vs. Oklahoma State in Norman, Okla. (Jan. 20, 2018)
Made 10 field goals:	10, Madi Williams vs. Texas Tech in Norman, Okla. (March 7, 2020)
Made 15 field goals:	16, Courtney Paris (16-of-22) vs. Oklahoma State in Norman, Okla. (Feb. 4, 2007)
Made at least 5 three-point field goals:	5, Gabby Gregory at Baylor in Waco, Texas (Feb. 22, 2020)
Recorded a double-double:	Madi Williams (24 pts/10 reb) vs. Texas Tech in Norman, Okla. (March 7, 2020)
Two players recorded a double-double:	Gabby Gregory (18 pts/10 reb) and Mandy Simpson (12 assists/10 reb) at Kansas in Lawrence, Kan. (Feb. 2, 2020)
Recorded a double-double with points and assists:	Morgan Hook (13 points/12 assists) vs. TCU (Jan. 9, 2013)
Recorded a double-double with points and steals:	Maddie Manning (17 points/10 steals) vs. Portland State in Las Vegas, Nev. (Dec. 21, 2016)
Recorded a double-double with rebounds and assists	Mandy Simpson (10 reb/12 assists) at Kansas in Lawrence, Kan. (Feb. 2, 2020)
Recorded a triple-double:	Courtney Paris (18 pts, 13 rebs, 10 blocks) vs. Texas Tech in Lubbock, Texas (Mar. 1, 2006)
Recorded consecutive double-doubles:	Madi Williams (14 pts/13 reb) vs. Prairie View A&M in Norman, Okla. (Nov. 8, 2019)
	(24 pts/13 reb) vs. UAB in Norman, Okla. (Nov. 10, 2019)
Recorded three consecutive double-doubles:	Madi Williams (10 pts/11 reb) vs. Texas Tech in Norman, Okla. (Feb. 22, 2020)
	(20 pts/10 reb) at SMU in Dallas, Texas (Dec. 22, 2018) and (12 pts/11 reb) vs. UConn in Norman, Okla. (Dec. 19, 2018)
Had a double-double at halftime:	Kaylon Williams (10 pts/10 rebs in the first half) vs. UTSA in Norman, Okla. (Feb. 13, 2015)
Five players scored in double figures:	Taylor Robertson (21), Madi Williams (17), Tatum Veitenheimer (16), Gabby Gregory (13), Ana Llanusa (11) vs. Drake in Norman, Okla. (Dec. 17, 2019)
Six players scored in double figures:	Ana Llanusa (18), Gabbi Ortiz (17), Shaina Pellington (17), Vionise Pierre-Louis (13), Maddie Manning (11) and LaNesia Williams (10) vs. Kansas in Norman, Okla. (Jan. 24, 2018)
Seven players scored in double figures:	Nicole Griffin (14), Aaryn Ellenberg (28), Morgan Hook (12), Jelena Cerina (11), DaShawn Harden (15), Sharane Campbell (11), Whitney Hand (18) vs. Sacramento State in Norman, Okla. (Nov. 13, 2011)
Eight players scored in double figures:	Ashley Paris (12), Amanda Thompson (12), Courtney Paris (14), Nyeshia Stevenson (12), Jenny Vining (18), Abi Olajuwon (12), Carlee Roethlisberger (10) and Rose Hammond (12) vs. Central Arkansas in Norman, Okla. (Dec. 20, 2007)

## LAST TIME AN OKLAHOMA OPPONENT...

Shot 30% or less in a game (Big 12):	West Virginia, 23.7% at West Virginia in Morgantown, W.Va. (Jan. 15, 2020)
Shot 30% or less in a game (Non-conference):	Prairie View A&M, 27.9% in Norman, Okla. (Nov. 8, 2019)
Shot 60% in a game:	Baylor, 62.0% (44-for-71) in Waco, Texas (Feb. 22, 2020)
Did not make a field goal in a quarter:	Kansas (first quarter) in Lawrence, Kan. (Feb. 10, 2018)
Scored less than 10 points in a quarter:	8, Texas Tech in Lubbock, Texas (Jan. 22, 2020)
Scored less than 10 points in all four quarters:	Never
Scored less than 20 points in a 1st half:	18, Stephen F. Austin in Norman, Okla. (Nov. 11, 2019)
Scored less than 20 points in a 2nd half:	16, Southern Illinois in Norman, Okla. (Nov. 13, 2016)
Had a 20+ rebound margin:	20, UConn in Uncasville, Conn. (Dec. 22, 2019)
Had a 25+ rebound margin:	31, Baylor (59-28) in Waco, Texas (Feb. 16, 2019)
Had 15 steals:	15, Baylor in Waco, Texas (Feb. 22, 2020)
Had 40+ turnovers:	42, Portland State, in Las Vegas, Nev. (Dec. 21, 2016)
Had 35-39 turnovers:	37, North Texas in Denton, Texas (Dec. 7, 2014)
Had 30-34 turnovers:	33, California in Las Vegas, Nev. (Dec. 20, 2016)
Had 25-29 turnovers:	26, Sam Houston State in Norman, Okla. (Dec. 15, 2019)
Had 50 rebounds:	54, Kansas State in Norman, Okla. (Feb. 16, 2020)
Had 25 assists:	33, Baylor in Waco, Texas (Feb. 22, 2020)
Scored 41-50 points in a game:	29, TCU in Fort Worth, Texas (March 4, 2020)
Scored 31-40 points in a game:	39, North Texas at Denton, Texas (Dec. 7, 2014)
Scored 25 points or less:	25, NC Central in Norman, Okla. (Jan. 4, 2009)
Scored 30 points or less:	25, NC Central in Norman, Okla. (Jan. 4, 2009)
Made 10 three-point field goals:	12, Texas Tech in Norman, Okla. (March 7, 2020)
Failed to make a 3-point field goal:	UC-Riverside (0-of-11) in Norman, Okla. (Dec. 20, 2012)
Had 10 blocks:	11, UConn in Uncasville, Conn. (Dec. 22, 2019)
Did not attempt a free throw:	Kansas State in Norman, Okla. (Jan. 14, 2009)
Made 30 free throws:	32, TCU in Oklahoma City, Okla. (March 3, 2018)
Attempted 35+ free throws:	39, TCU in Oklahoma City, Okla. (March 3, 2018)
Scored 100 points:	106, Texas Tech in Norman, Okla. (March 7, 2020)
Scored 110 points:	111, DePaul in Seattle in Chicago, Ill. (Nov. 13, 2017)
Scored 100 points at Oklahoma:	106, Texas Tech in Norman, Okla. (March 7, 2020)
Scored 100 points and lost:	Never





## LAST TIME AN OPPOSING PLAYER...

Recorded a double-double: .....	Kianna Ray (18 pts/12 reb), TCU in Fort Worth, Texas (March 4, 2020)
Two players recorded a double-double: .....	Brittany Brewer (18 pts/12 reb) and Chislyn Carr (23 pts/11 asst), Texas Tech in Norman, Okla. (March 7, 2020)
Recorded a double-double with points and assists: .....	Chislyn Carr (23 pts/11 asst), Texas Tech in Norman, Okla. (March 7, 2020)
Had 5 blocks: .....	5, Ayoka Lee (2 Kansas State in Manhattan, Kan. (Jan. 25, 2020)
Had 5 steals: .....	5, Chislyn Carr, Texas Tech in Norman, Okla. (March 7, 2020)
Had 10 assists: .....	11, Chislyn Carr, Texas Tech in Norman, Okla. (March 7, 2020)
Had 15 assists: .....	16, Aisia Robertson, New Mexico in Albuquerque, N.M. (Nov. 28, 2018)
Had 20 rebounds: .....	20, Ayoka Lee, Kansas State in Manhattan, Kan. (Jan. 25, 2020)
Had 15 rebounds: .....	19, Peyton Williams, Kansas State in Norman, Okla. (Feb. 16, 2020)
Had 10 blocks: .....	10, Brittney Griner, Baylor in Kansas City, Mo. (Mar. 12, 2010)
Scored 30 points (non-conference): .....	32, Kristin Anigwe, California in Las Vegas, Nev. (Dec. 20, 2016)
Scored 30 points (Big 12): .....	31, Peyton Williams, Kansas State in Norman, Okla. (Feb. 16, 2020)
Scored 35 or more points (non-conference): .....	39, Ahlise Hurst, New Mexico in Albuquerque, N.M. (Nov. 28, 2018)
Scored 35 points or more (Big 12): .....	35, Tynice Martin, West Virginia in Norman, Okla. (Feb. 7, 2017)
Attempted 25 field goals: .....	26, Vivian Gray, Oklahoma State in Stillwater, Okla. (Jan. 8, 2020)
Made 15 field goals: .....	15, Kelsey Plum, Washington (15-of-27) in Norman, Okla. (Nov. 14, 2014)
Scored 20 points and had 20 rebounds: .....	Ayoka Lee (23 pts/20 reb), Kansas State in Manhattan, Kan. (Jan. 25, 2020)
Two players scored 20 points: .....	Peyton Williams (31) and Ayoka Lee (24), Kansas State in Norman, Okla. (Feb. 16, 2020)
Three players scored 20 points: .....	Andrayah Adams (29), Chislyn Carr (23) and Lexi Gordon (22), Texas Tech in Norman, Okla. (March 7, 2020)
Five players scored in double figures: .....	Nalyssa Smith (22), Te'a Cooper (16), Lauren Cox (15), Juicy Landrum (14), Moon Ursin (10) Baylor in Waco, Texas (Feb. 22, 2020)
Six players scored in double figures: .....	Amarah Coleman (23), Ashton Millender (21), Mart'e Gray (18), Kelly Campbell (16), Chante Stonewall (16), Tanita Allen (10) DePaul, in Chicago, Ill. (Nov. 13, 2017)
Committed 10+ turnovers: .....	10, Tanaeya Boclair, Utah in Freeport, Bahamas (Nov. 26, 2015)
Recorded a triple-double: .....	Alexis Jones (24 pts, 12 rebs, 10 assists) in Waco, Texas (Jan. 29, 2017)





# BIG 12 REVIEW

## » 2019-20 BIG 12 STANDINGS

Team	CONFERENCE					OVERALL					
	W-L	Pct.	Home	Away	W-L	Pct.	Home	Away	Neutral	Top 10	Top 25
Baylor	17-1	.994	9-0	8-1	28-2	.993	17-0	9-1	2-1	1-1	4-1
TCU	13-5	.722	6-3	7-2	22-7	.759	13-3	9-4	0-0	0-2	2-3
Texas	11-7	.611	5-4	6-3	19-11	.633	11-5	7-5	1-1	1-2	3-4
Iowa State	10-8	.556	6-3	4-5	18-11	.621	12-5	6-6	0-0	1-1	1-1
Kansas State	10-8	.556	4-5	6-3	16-13	.552	9-6	7-5	0-2	0-3	0-6
West Virginia	7-11	.389	4-5	3-6	17-12	.586	9-5	4-6	4-1	1-2	2-2
Texas Tech	7-11	.389	4-5	3-6	18-11	.621	13-5	4-6	1-0	0-2	1-2
Oklahoma State	6-12	.333	3-6	3-6	15-15	.500	10-6	4-7	1-2	0-4	1-5
Oklahoma	5-13	.278	2-7	3-6	12-18	.400	9-8	3-9	0-1	0-3	2-3
Kansas	4-14	.222	3-6	1-8	15-14	.517	11-6	3-8	1-0	0-2	0-3

Teams listed in order of Big 12 Championship seed. The Big 12 Championship was canceled due to COVID-19.

## » 2020 BIG 12 AWARDS

### PLAYER OF THE YEAR

Lauren Cox, Baylor, Sr., Forward

### DEFENSIVE PLAYER OF THE YEAR

DiDi Richards, Baylor, Jr., Guard

### CO-NEWCOMERS OF THE YEAR

Te'a Cooper, Baylor, Gr., Guard  
Natasha Mack, Oklahoma State, Jr., Forward

### FRESHMAN OF THE YEAR

Ayoka Lee, Kansas State, Center

### SIXTH PLAYER AWARD

Queen Egbo, Baylor, So., Center

### COACH OF THE YEAR

Kim Mulkey, Baylor

### ALL-BIG 12 FIRST TEAM

Lauren Cox, Baylor, Sr., Forward  
NaLyssa Smith, Baylor, So., Forward  
Te'a Cooper, Baylor, Gr., Guard  
Ashley Joens, Iowa State, So., Guard/Forward  
Ayoka Lee, Kansas State, R-Fr., Center  
Peyton Williams, Kansas State, Sr., Center  
Vivian Gray, Oklahoma State, Jr., Guard  
Lauren Heard, TCU, Jr., Guard  
Charli Collier, Texas, So., Forward/Center  
Brittany Brewer, Texas Tech, Sr., Forward

### ALL-BIG 12 SECOND TEAM

DiDi Richards, Baylor, Jr., Guard  
Natasha Mack, Oklahoma State, Jr. Forward  
Kianna Ray, TCU, Sr., Guard  
Sug Sutton, Texas, Sr., Guard  
Tynice Martin, West Virginia, R-Sr., Guard

### ALL-BIG 12 HONORABLE MENTION

Juicy Landrum, Baylor, Sr., Guard  
Kristin Scott, Iowa State, Jr., Forward/Center  
Angela Harris, Kansas State, Sr., Guard  
**Taylor Robertson, Oklahoma, So., Guard**  
Jayde Woods, TCU, Sr., Guard  
Joyner Holmes, Texas, Sr., Forward  
Chrislyn Carr, Texas Tech, So., Guard  
Kysre Gondrezick, West Virginia, R-Jr., Guard  
Kari Niblack, West Virginia, So., Forward

### BIG 12 ALL-DEFENSIVE TEAM

Lauren Cox, Baylor, Sr., Forward  
DiDi Richards, Baylor, Jr., Guard  
Natasha Mack, Oklahoma State, Jr. Forward  
Kianna Ray, TCU, Sr., Guard  
Brittany Brewer, Texas Tech, Sr., Forward

### BIG 12 ALL-FRESHMAN TEAM

Maggie Espenmiller-McGraw, Iowa State, Guard  
Zakiyah Franklin, Kansas, Guard  
Ayoka Lee, Kansas State, Center  
**Gabby Gregory, Oklahoma, Guard**  
Celeste Taylor, Texas, Guard

## » 2020 ACADEMIC ALL-BIG 12

### FIRST TEAM (3.20 GPA or better)

Caitlin Bickle, Baylor  
Lauren Cox, Baylor  
Moon Ursin, Baylor  
Adriana Camber, Iowa State  
Madison Frederick, Iowa State  
Morgan Kane, Iowa State  
Ines Nezerwa, Iowa State  
Nia Washington, Iowa State  
Madison Wise, Iowa State  
Mariane DeCarvalho, Kansas  
Bailey Helgren, Kansas  
Nicolcolly Viscardi Gallo Ramalho, Kansas  
Aniya Thomas, Kansas  
Ayoka Lee, Kansas State  
Laura Macke, Kansas State  
Peyton Williams, Kansas State  
**Jessi Murcer, Oklahoma**  
**Mandy Simpson, Oklahoma**  
**Tatum Veitenheimer, Oklahoma**  
Bryn Gerlich, Oklahoma State  
Bailey Golden, Oklahoma State  
Olivia Gray, Oklahoma State  
Vivian Gray, Oklahoma State  
Abbie Winchester, Oklahoma State  
Jaycee Bradley, TCU  
Alexandria Cain, TCU  
Ella Hellessey, TCU  
Kianna Ray, TCU  
Joanne Allen-Taylor, Texas  
Lashann Higgs, Texas  
Sug Sutton, Texas  
Andrayah Adams, Texas Tech  
Chrislyn Carr, Texas Tech  
Sydney Goodson, Texas Tech  
Alexis Gordon, Texas Tech  
De'Janae Boykin, West Virginia  
Tynice Martin, West Virginia  
Kari Niblack, West Virginia  
Rochelle Norris, West Virginia  
Kiana Rudd, West Virginia

### SECOND TEAM (3.00 to 3.19 GPA)

Queen Egbo, Baylor  
DiDi Richards, Baylor  
Ashley Joens, Iowa State  
Brooklyn Mitchell, Kansas  
Alisa Wiggins, Kansas State  
**Nydia Lampkin, Oklahoma**  
**Taylor Robertson, Oklahoma**  
Kaddisy De Lapp, Oklahoma State  
Madisen Smith, West Virginia



## >> GAME 1

### OKLAHOMA 94, PRAIRIE VIEW A&M 48

Nov. 8, 2019 • Norman • Lloyd Noble Center • FSOK

NO. Name	Min	FG			3P			Rebounds			Fouls			TP	AS	TO	ST	Blocks		+/-
		M/A	M/A	M/A	M/A	M/A	M/A	M/A	M/A	M/A	M/A	BS	BA							
20 Ke'Asia Williams	F 29:41	1-7	0-1	0-0	3	5	8	4	2	2	1	1	2	0	1	0	0	1	-20	
22 Kennedy Paul	F 23:14	1-6	0-2	0-0	1	3	4	1	0	0	1	1	0	0	1	0	0	0	0	-13
1 Bemhesa Peters	G 26:08	3-13	1-6	0-0	0	0	1	3	3	7	1	1	1	0	0	0	1	-25		
11 Diana Rosenthal	G 21:17	3-8	0-2	0-1	1	2	2	1	0	6	2	1	0	0	0	0	-31			
12 Dominique Newman	G 24:07	0-8	0-4	1	0	1	2	4	1	2	1	1	0	0	1	1	-26			
2 Taylana Perez	G 28:24	8-15	3-5	1-2	1	0	1	2	2	20	0	1	1	1	0	0	0	-30		
40 Mariah Campbell	21:17	2-5	1-2	0-0	1	0	2	3	5	1	1	1	1	0	0	0	-28			
14 Kenneth Head	03:56	0-0	0-0	0	0	1	0	0	0	0	1	0	0	0	0	0	-16			
22 Rachel Williams	01:19	0-1	0-0	0	0	1	1	0	0	0	0	0	0	0	0	0	-5			
10 Kenneth Green	03:04	0-1	0-0	0	0	1	1	0	0	0	1	2	0	0	0	0	-16			
5 Jashar Martin	10:49	1-3	0-2	0-0	0	0	0	1	0	2	0	0	0	1	0	0	-10			
35 Amy Spumare	02:02	0-1	0-0	0	0	0	0	1	0	0	0	0	0	0	0	0	-33			
Team					2	2	4	0	0	0	0	2	0	0	0	0	0	0	-33	
Totals	19:58	5:24	0:3	1:0	19	29	43	15	14	8	1	3	49							

Technical Fouls: NONE

## >> GAME 3

### MISSOURI STATE 90, OKLAHOMA 96

Nov. 14, 2019 • Norman • Lloyd Noble Center • FSOK

NO. Name	Min	FG			3P			Rebounds			Fouls			TP	AS	TO	ST	Blocks		+/-	
		M/A	M/A	M/A	M/A	M/A	M/A	M/A	M/A	M/A	BS	BA									
32 Jasmine Franklin	F 30:15	7-10	0-0	1-2	2	9	11	2	3	15	3	1	0	0	0	0	0	0	0	0	-9
30 Emily Clarber	G 21:05	4-5	0-1	0-0	1	4	5	1	0	8	1	2	0	0	0	0	0	0	0	0	-13
11 Bryce Collop	G 33:54	6-13	1-3	2-2	3	1	3	7	10	3	1	2	0	0	0	0	0	0	0	0	3
22 Alexa Wilbur	G 33:45	12-21	3-6	2-2	5	1	6	2	3	29	0	4	0	0	0	0	0	0	0	1	12
23 Mya Bhinrar	G 20:41	1-1	0-0	1	0	0	1	1	0	6	0	0	0	0	0	0	0	0	0	0	-13
34 Sydney Manning	06:14	1-2	0-0	0	0	0	1	2	4	2	2	0	0	0	0	0	0	0	0	0	-4
4 Abby Hipp	16:24	1-2	0-0	0	0	1	2	4	2	2	2	0	0	0	0	0	0	0	0	0	5
2 Elle Rutledge	06:20	1-2	0-0	0	1	1	1	0	3	1	0	0	0	0	0	0	0	0	0	0	-4
31 Sydney Ealy	21:09	0-0	0-0	0	0	0	2	0	1	4	0	1	0	0	0	0	0	0	0	0	23
30 Shyanika Ealy	03:08	0-1	0-1	0-0	1	1	1	0	0	1	0	0	0	0	0	0	0	0	0	0	0
Team					0	3	3	0	0	0	0	0	0	0	0	0	0	0	0	0	0
Totals	37:69	8:15	14:19	13	26	39	17	20	96	16	19	4	1	2	6						

Technical Fouls: NONE

NO. Name	Min	FG			3P			Rebounds			Fouls			TP	AS	TO	ST	Blocks		+/-	
		M/A	M/A	M/A	M/A	M/A	M/A	M/A	M/A	M/A	BS	BA									
3 Mandy Simpson	F 20:39	2-4	0-0	0-0	2	4	6	1	0	4	2	2	0	0	0	0	0	0	0	0	-9
4 Karmyn Lemon	G 18:32	3-6	0-2	1-1	3	3	5	2	7	3	3	0	0	0	0	0	0	0	0	0	-14
22 Ana Lianusa	G 23:02	1-5	0-0	0	0	2	2	1	5	12	2	3	0	1	0	1	0	0	0	0	-5
25 Madi Williams	G 23:01	7-12	0-0	0	0	5	13	0	1	14	1	2	0	0	0	0	0	0	0	0	20
30 Taylor Robertson	G 27:53	7-13	0-1	0	0	5	5	0	0	20	4	0	0	0	0	0	0	0	0	0	39
12 Gabby Gregory	22:57	3-7	1-4	3-4	3	4	7	2	3	10	0	1	1	0	0	0	0	0	0	0	37
32 Tatum Velteneheimer	19:16	3-5	0-1	1-1	3	3	6	1	1	7	5	2	1	1	0	0	0	0	0	0	7
21 Nydia Lampkin	18:11	1-2	0-0	0-0	0	3	3	0	4	6	0	0	1	2	0	1	0	0	0	0	-17
00 Jessi Murcer	10:54	1-1	0-1	2-2	1	1	2	1	1	5	2	0	0	0	0	0	0	0	0	0	8
31 Aspen Wilston	07:22	4-4	0-0	1-2	0	1	1	1	2	9	0	1	0	0	0	0	0	0	0	0	18
13 Chloe Bloom	05:50	0-0	0-0	0-2	1	2	3	1	1	0	0	0	0	0	0	0	0	0	0	0	1
Team					2	4	6	0	0	1	13	8	2	1	0	0	0	0	0	0	32
Totals	36:55	9:24	13:22	17	40	57	20	34	15	13	5	2	1	32							

Technical Fouls: NONE

NO. Name	Min	FG			3P			Rebounds			Fouls			TP	AS	TO	ST	Blocks		+/-	
		M/A	M/A	M/A	M/A	M/A	M/A	M/A	M/A	M/A	BS	BA									
3 Mandy Simpson	F 27:55	2-4	0-0	0-0	1	4	5	4	3	4	1	3	0	0	0	0	0	0	0	0	-9
4 Karmyn Lemon	G 20:25	7:10	3-4	0-0	2	2	4	0	0	17	5	3	1	0	0	0	0	0	0	0	-7
22 Ana Lianusa	G 23:51	6:13	2-3	0-2	1	3	7	10	3	14	0	0	0	0	0	0	0	0	0	0	-5
25 Madi Williams	G 23:51	4:10	1-1	3-4	0	4	3	2	12	3	4	1	2	0	0	0	0	0	0	0	20
30 Taylor Robertson	G 27:17	7:11	6:10	2:3	0	0	2	1	2	22	2	0	0	0	0	0	0	0	0	0	14
32 Tatum Velteneheimer	20:47	0-0	0-0	0-0	0	0	0	0	0	0	0	0	0	0	0	0	0	0	0	0	5
21 Nydia Lampkin	09:35	0-2	0-0	0-0	1	1	0	1	0	1	0	0	0	0	0	0	0	0	0	0	7
12 Gabby Gregory	16:40	0-1	0-0	1-1	1	2	1	0	2	1	0	2	0	0	0	0	0	0	0	0	-13
31 Aspen Wilston	06:32	1-2	0-2	0-2	0	2	0	2	1	4	0	0	0	0	0	0	0	0	0	0	23
00 Jessi Murcer	06:00	0-1	0-0	0-0	1	1	1	0	1	0	0	0	0	0	0	0	0	0	0	0	0
Team					1	3	4	0	0	0	1	0	1	0	0	0	0	0	0	0	0
Totals	32:61	12:22	14:21	6	20	26	10	17	90	15	19	7	2	1	-6						

Technical Fouls: NONE

Biggest lead	PVA	Okl	Points from Turnovers	PVA/Okl	Period by Period Scoring	MSU	OU	Points from Turnovers	SFA/OU	Period by Period Scoring	
Biggest Scoring Run	3 (11 <sup>th</sup> 5:44)	48 (4 <sup>th</sup> 0:27)	17 (2 <sup>nd</sup> 7:22)	17 (2 <sup>nd</sup> 8:25)	Paint 14 48	PVA 13	12 16 7 48	46 36	MSU 20	19 34 23 96	
Lead Changes	2	1	0	0	Second Chance	0	1	0	0	MSU 20	19 34 23 96
Times Tied	5	1	0	0	Fast Breaks	1	18	29	0	OU 37	14 18 21 90
Time with Lead	01:17	37:18	0	0	Bench	27	37	0	0	OU 37	14 18 21 90

Game Notes: Estimated attendance: 1569 •

Biggest lead	MSU	OU	Points from Turnovers	MSU/OU	Period by Period Scoring	MSU	OU	Points from Turnovers	SFA/OU	Period by Period Scoring	
Biggest Scoring Run	3 (4 <sup>th</sup> 7:12)	14 (3 <sup>rd</sup> 5:10)	14 (3 <sup>rd</sup> 5:10)	14 (3 <sup>rd</sup> 4:51)	Paint 46 36	MSU 20	19 34 23 96	46 36	MSU 20	19 34 23 96	
Lead Changes	5	1	0	0	Second Chance	0	1	0	0	MSU 20	19 34 23 96
Times Tied	2	0	0	0	Fast Breaks	18	29	0	0	OU 37	14 18 21 90
Time with Lead	14:59	23:59	0	0	Bench	9	5	0	0	OU 37	14 18 21 90

Game Notes: Estimated attendance: 1,500 •

## >> GAME 2

### OKLAHOMA 82, UAB 75

Nov. 10, 2019 • Norman • Lloyd Noble Center • FSOK

NO. Name	Min	FG			3P			Rebounds			Fouls			TP	AS	TO	ST	Blocks		+/-	
		M/A	M/A	M/A	M/A	M/A	M/A	M/A	M/A	M/A	BS	BA									
34 Imani Johnson	F 21:33	5-8	0-0	3-4	3	5	8	5	4	13	0	1	0	0	0	0	0	0	0	0	-14
0 Myah Barnes	G 34:23	10-17	3-7	2-2	0	4	4	0	2	29	5	4	1	0	0	0	0	0	0	0	2
3 Angela Venable	G 24:47	0-3	0-1	2-2	0	12	12	2	4	2	3	5	0	0	0	0	0	0	0	0	6
12 Trista Magee	G 29:24	5-13	4-9	0-0	0	3	3	1	1	14	1	0	0	0	0	0	0	0	0	0	-24
33 Rachael Childress	G 29:18	1-12	0-6	4-5	0	4	4	3	3	6	0	4	0	1	0	0	0	0	0	0	-17
10 Sara Rosenfield	24:16	1-4	0-0	4-8	2	3	5	3	5	6	0	2	0	0	0	0	0	0	0	0	-8
5 Zak'ya Washberry	G 07:09	1-2	0-0	0-0	0	1	1	0	0	2	0	0	0	0	0	0	0	0	0	0	1
2 Sam Mitchell	05:38	0-1	0-1	0-0	1	1	0	0	0	0	0	0	0	0	0	0	0	0	0	0	-8
21 Nydia Lampkin	16:50	0-3	0-2	0-2	0	0	2	2	4	3	0	0	0	0	0	0	0	0	0	0	-14
31 Margaret Whitley	05:00	1-2	0-0	0-0	0	0	0	2	0	3	0	0	0	0	0	0	0	0	0	0	-1
Team					3	5	8	0	0	0	0	0	0	0	0	0	0	0	0	0	0
Totals	25:67	6:29	17:21	8	35	43	22	21	72	16	1	2	0	7							

Technical Fouls: NONE

## >> GAME 4

### OKLAHOMA 75, STEPHEN F. AUSTIN 62

# BOX SCORES

## » GAME 5

### HOUSTON 85, OKLAHOMA 69

Nov. 23, 2019 • Houston, Texas • Fertitta Center

Oklahoma - 69		Record: 3-2																	
NO. Name		Min	FG	3P	FT	Rebounds	Fouls	TP	AS	TO	ST	Blocks	+/-						
			M/A	M/A	M/A	OR DR TOT	PF	FF				BS	BA						
3	Mandy Simpson	F	15:13	2-6	0-0	0	2	1	3	0	2	4	0	6	1	0	1	-16	
4	Kamryn Lemon	F	15:01	1-4	0-1	1	2	9	4	2	3	3	2	4	0	2	19	-9	
22	Ana Llanusa	G	33:12	8-20	0-7	5-8	3	5	8	4	8	21	2	4	3	0	0	1	-2
25	Madi Williams	G	33:51	3-10	0-2	4-6	4	5	9	3	3	10	3	6	2	0	0	1	-18
30	Taylor Robertson	G	36:37	3-9	3-8	0-0	0	1	1	1	1	9	4	3	3	0	0	1	-11
12	Gabby Gregory	G	20:46	3-5	1-3	0-0	0	4	4	2	0	0	5	1	1	0	0	1	-8
21	Nydia Lampkin	G	20:13	5-10	0-0	0-2	4	2	6	3	1	10	2	2	1	0	0	6	
32	Tatum Velezheimer	G	20:46	2-3	1-1	0-0	0	2	2	2	2	5	2	2	0	0	0	2	
31	Aspen Willston	G	04:21	1-1	0-0	0-0	0	0	0	2	1	2	0	2	0	0	0	-6	
<b>Team</b>						5	6	6	0	0	1	1	0	0	0	0	1		
<b>Totals</b>			27:58	5:22	10:16	19	41	21	20	69	16	27	10	0	6	1	6		

Technical Fouls: NONE

Houston - 85		Record: 3-2																
NO. Name		Min	FG	3P	FT	Rebounds	Fouls	TP	AS	TO	ST	Blocks	+/-					
			M/A	M/A	M/A	OR DR TOT	PF	FF				BS	BA					
3	Dorian Branch	F	22:37	5-11	2-8	2-2	1	6	7	4	5	14	4	3	2	1	0	11
24	Adana Jones	F	26:56	4-9	0-1	1-2	1	2	9	1	3	9	0	6	1	0	0	9
30	Tatyana Hill	F	29:44	4-13	0-0	3-5	3	8	11	3	5	11	2	4	4	2	0	6
4	Jazmyne Harris	G	26:48	5-16	2-12	2-2	1	1	2	4	1	14	2	2	1	2	0	10
33	Julia Blackwell Fair	G	33:52	6-9	0-0	2-3	4	3	8	1	3	14	3	5	3	0	0	14
5	Dymond Gladney	F	29:13	2-11	1-4	4-6	3	2	5	2	4	9	2	0	0	0	0	12
1	Bria Patterson	F	20:12	4-8	2-3	0-0	2	2	4	3	0	10	1	1	1	0	1	26
44	Jazmyne Lewis	G	06:59	2-3	0-0	0-0	2	0	2	3	0	4	0	1	0	0	0	0
12	Macey Braswell	G	00:20	0-1	0-0	0-0	0	0	0	0	2	1	0	0	0	0	0	
<b>Team</b>						5	3	8	0	0	0	0	0	0	0	0	0	0
<b>Totals</b>			32:50	7:28	14:22	30	27	57	20	21	85	14	22	7	6	0	14	

Technical Fouls: NONE

	OKL	HOU
<b>Biggest lead</b>	2 (1 <sup>st</sup> 10:20)	20 (1 <sup>st</sup> 1:29)
<b>Best Scoring Run</b>	9 (1 <sup>st</sup> 6:14)	31 (1 <sup>st</sup> 8:28)
<b>Lead Changes</b>	0	0
<b>Times Tied</b>	1	0
<b>Time with Lead</b>	00:00	38:54

## » GAME 6

### OKLAHOMA 78, ABILENE CHRISTIAN 65

Nov. 26, 2019 • Norman • Lloyd Noble Center • FSOX

Abilene Christian - 65		Record: 4-2																
NO. Name		Min	FG	3P	FT	Rebounds	Fouls	TP	AS	TO	ST	Blocks	+/-					
			M/A	M/A	M/A	OR DR TOT	PF	FF				BS	BA					
3	Dominique Goughly	F	37:00	7-19	1-5	0-1	2	4	6	3	3	15	4	3	1	0	3	
32	Makayla Mabry	F	29:29	1-3	1-3	0-0	0	3	3	4	1	3	0	2	1	0	0	-12
44	Anna Ducat	F	31:56	7-11	1-1	5-9	2	6	8	3	8	20	4	4	1	0	0	0
10	Breanna Wright	G	40:00	4-12	1-6	0-0	1	0	1	2	5	9	4	6	0	0	0	-13
30	Ana McLeod	G	01:13	1-4	0-3	0-0	1	1	2	6	3	2	0	2	0	0	0	-2
31	Madi Miller	F	27:52	4-11	4-8	0-0	1	0	1	0	1	12	3	2	1	0	3	-17
33	Alyssa Adams	F	14:53	1-2	0-0	0-0	1	0	1	3	1	2	0	2	0	0	0	-12
25	Lexi Kirgan	G	00:53	1-1	0-0	0-0	0	2	2	1	1	2	0	2	0	0	0	-4
12	Jossie Larson	G	05:44	0-0	0-0	0-0	0	0	0	0	0	0	0	1	0	0	0	-2
<b>Team</b>						5	2	7	0	0	1	2	0	0	0	0	0	0
<b>Totals</b>			26:53	8:26	5:10	13	18	31	22	20	65	11	10	12	0	3	13	

Technical Fouls: NONE

Oklahoma - 78		Record: 4-2																
NO. Name		Min	FG	3P	FT	Rebounds	Fouls	TP	AS	TO	ST	Blocks	+/-					
			M/A	M/A	M/A	OR DR TOT	PF	FF				BS	BA					
3	Mandy Simpson	F	19:00	1-3	0-0	0-2	2	1	3	5	2	2	4	2	0	1	0	0
22	Ana Llanusa	G	27:19	2-13	1-5	3-3	3	4	7	1	4	8	7	0	0	0	0	11
25	Madi Williams	G	39:21	8-13	2-2	3-4	3	8	11	2	3	17	0	1	2	0	0	9
30	Taylor Robertson	G	40:00	7-14	7-12	0-0	1	2	3	3	0	21	2	3	1	0	0	13
32	Tatum Velezheimer	G	01:34	2-5	0-2	0-0	0	4	4	0	2	4	6	4	0	0	0	9
12	Gabby Gregory	F	26:04	5-6	2-2	8-6	2	1	3	1	8	16	1	2	1	1	0	7
21	Nydia Lampkin	G	18:34	4-4	0-0	0-0	3	6	4	2	8	0	4	1	1	1	0	12
0	Jessi Murcer	G	00:03	0-0	0-0	0-0	0	0	0	1	1	1	2	0	0	0	0	-1
31	Aspen Willston	G	03:05	0-0	0-0	0-0	0	1	1	3	2	0	0	0	0	0	0	5
<b>Team</b>						0	2	2	0	0	1	1	0	0	0	0	0	0
<b>Totals</b>			27:58	12:23	12:15	14	26	40	22	78	19	24	9	3	0	13	0	13

Technical Fouls: NONE

	OKL	HOU
<b>Biggest lead</b>	3 (2 <sup>nd</sup> 5:28)	16 (4 <sup>th</sup> 7:45)
<b>Best Scoring Run</b>	12 (2 <sup>nd</sup> 5:28)	8 (2 <sup>nd</sup> 1:57)
<b>Lead Changes</b>	2	2
<b>Times Tied</b>	4	1
<b>Time with Lead</b>	02:30	31:16



» Taylor Robertson tied the OU single-game record for 3-pointers as she hit nine at Wichita State on Nov. 30, 2019. Robertson finished the day with 30 points and 10-for-17 shooting from the field.

## » GAME 7

### WICHITA STATE 88, OKLAHOMA 83

Nov. 30, 2019 • Wichita, Kan. • Charles Koch Arena • ESPN3

Oklahoma - 83		Record: 4-3															
NO. Name		Min	FG	3P	FT	Rebounds	Fouls	TP	AS	TO	ST	Blocks	+/-				
			M/A	M/A	M/A	OR DR TOT	PF	FF				BS	BA				
3	Mandy Simpson	F	34:13	1-1	0-0	0-2	0	5	5	3	2	3	2	0	0	0	1
22	Ana Llanusa	G	29:47	7-12	1-4	4-4	2	2	4	2	3	19	1	4	0	0	5
25	Madi Williams	G	31:17	3-8	0-0	7-8	2	6	8	5	13	2	5	2	0	2	1
30	Taylor Robertson	G	38:14	10-17	5-16	1-1	0	1	1	3	3	39	1	1	1	0	15
32	Tatum Velezheimer	G	14:37	0-1	0-0	2-2	0	2	2	1	1	6	2	0	0	0	0
4	Kamryn Lemon	F	21:34	0-7	0-5	3-6	2	1	3	1	3	3	5	1	0	0	0
12	Gabby Gregory	G	22:57	5-7	2-3	1-2	1	2	3	4	4	13	0	0	1	0	0
21	Nydia Lampkin	G	04:11	1-2	0-0	0-0	0	0	0	0	0	2	0	0	0	0	0
31	Aspen Willston	G	00:47	0-0	0-0	0-0	0	0	0	0	1	0	0	0	0	0	0
0	Jessi Murcer	G	02:23	0-0	0-0	0-0	0	0	0	0	0	1	0	0	0	0	0
<b>Team</b>						2	6	2	0	0	2	0	0	0	0	0	0
<b>Totals</b>			27:55	12:28	17:25	9	19	28	20	23	83	20	18	4	2	2	5

Technical Fouls: NONE

Wichita St - 88		Record: 4-2															
NO. Name		Min	FG	3P	FT	Rebounds	Fouls	TP	AS	TO	ST	Blocks	+/-				
			M/A	M/A	M/A	OR DR TOT	PF	FF				BS	BA				
13	Raven Prince	F	32:13	5-8	0-0	5-10	0	2	19	4	7	16	0	1	0	0	0
34	Shyia Smith	F	32:57	0-1	0-2	2-2	1	5	6	2	2	10	1	1	1	1	7
1	DJ McCarty	G	26:14	5-7	2-2	1-2	1	0	1	3	2	23	2	1	0	0	0
12	Ciera Broadus	G	22:12	5-9	1-4	1-2	0	1	1	4	1	15	0	3	0	0	1
23	Sarahine Bastin	G	35:30	4-													

## >> GAME 8

### WESTERN KENTUCKY 74, OKLAHOMA 63

Dec. 4, 2019 • Bowling Green, Ky. • E. A. Diddle Arena • ESPN+

Oklahoma - 63		Record: 4-4																
No.	Name	Min	FG	MA	3P	FT	Rebounds		Fouls		TP	AS	TS	Blocks		+/-		
							OR	DR	OR	DR				BS	SA			
3	Mandy Simpson	F	12:12	0-3	0-0	0-0	2	2	4	3	1	0	0	1	1	0	0	-8
22	Ana Lianusa	G	32:33	9-15	2-4	1-2	4	1	5	5	4	19	1	3	0	0	1	23
25	Madi Williams	G	26:20	3-6	0-0	3-4	4	4	8	4	9	2	10	1	0	0	-8	
30	Taylor Robertson	G	40:08	5-16	4-15	0-0	1	0	1	1	3	14	1	1	0	0	-11	
23	Tatum Vetterhimer	G	24:16	0-3	0-2	0-0	3	3	1	0	1	5	0	0	0	0	8	
21	Nydia Lampkin	G	22:38	5-6	0-0	0-0	1	2	3	5	2	10	1	2	0	0	5	
12	Gabby Gregory	G	27:22	4-11	0-3	0-3	1	5	6	4	11	1	5	0	3	0	-3	
4	Kamryn Lamon	G	09:59	0-0	0-0	0-0	2	2	1	0	1	3	0	0	0	0	0	
31	Aspen Willston	G	04:15	0-1	0-0	0-0	1	0	1	0	0	0	0	0	0	0	-8	
00	Jessi Murcer	G	02:45	0-1	0-1	0-0	0	0	0	2	0	0	0	0	0	0	-7	
Team							2	6	8	0	0	0	0	0	0	0		
Totals			25-60	16-25	7-9	16	25	41	28	16	53	11	31	2	2	3	-11	

Technical Fouls:NONE

## >> GAME 10

### OKLAHOMA 95, SAM HOUSTON STATE 71

Dec. 15, 2019 • Norman • Lloyd Noble Center • SSU

Sam Houston St. - 71		Record: 4-4																
No.	Name	Min	FG	MA	3P	FT	Rebounds		Fouls		TP	AS	TS	Blocks		+/-		
							OR	DR	OR	DR				BS	SA			
2	Amber Leggett	F	25:25	10-17	1-1	5-7	0	4	2	6	28	2	3	0	0	0	-8	
28	LaShay Hayes	F	30:18	1-2	0-0	2-2	0	4	4	2	2	4	2	3	0	0	0	21
42	Kiera McKinney	C	24:38	4-7	0-0	0-0	5	5	4	0	8	1	2	0	0	0	25	
1	Jennifer Orianas	G	23:57	1-8	0-3	3-3	1	2	3	4	2	5	3	3	0	0	-18	
23	Jaylenn Walker	G	17:46	1-6	1-2	1-2	0	2	2	5	1	4	0	0	1	0	8	
11	Courtney Cleveland	F	05:10	0-0	0-0	2-2	0	0	0	5	4	2	0	0	4	0	0	0
10	Faith Cook	F	26:52	6-12	1-4	2-4	2	2	1	3	3	5	15	2	7	1	0	28
21	Madeylee Bostita	F	08:38	0-2	0-0	2-2	1	2	3	2	1	2	0	0	0	1	0	-8
13	Kaylee Jefferson	G	12:10	0-0	0-0	0-0	1	0	1	1	0	1	0	0	0	1	0	2
34	Rachel Harrell	F	15:15	1-3	0-2	0-0	1	1	1	3	0	2	1	1	0	0	-12	
24	Rahmema Henderson	G	03:46	1-1	0-0	0-0	0	0	1	1	0	3	0	2	0	0	3	
3	Alyssa Osborne	F	02:47	0-1	0-0	0-0	0	0	0	0	1	0	0	0	0	1	0	9
5	Sandra Carnaby	F	03:17	0-0	0-0	0-0	0	0	2	0	0	0	0	0	0	0	5	
Team							3	4	7	0	0	1	0	0	0	0	0	24
Totals			25-55	4-13	17-22	8	28	36	33	21	71	12	26	11	2	0	24	

Technical Fouls:NONE

### Western Ky. - 74

Western Ky. - 74		Record: 6-2																
No.	Name	Min	FG	MA	3P	FT	Rebounds		Fouls		TP	AS	TS	Blocks		+/-		
							OR	DR	OR	DR				BS	SA			
4	Dee Givens	F	37:58	5-17	3-10	5-8	1	6	7	2	5	18	0	2	3	0	0	11
15	Raeneem Egipdayy	F	16:21	1-2	0-1	0-0	1	1	1	1	0	0	0	0	0	0	0	-9
5	Whitney Creech	G	37:33	6-14	0-1	5-6	5	5	5	2	2	3	2	2	0	1	0	17
27	Sherry Porter	G	31:21	2-9	2-4	2-2	0	0	0	1	5	8	2	0	5	1	0	11
40	Mara Abdelgawad	G	02:24	0-2	0-0	2	1	3	2	1	6	1	1	1	0	0	6	
23	Sandra Skinner	F	16:24	0-0	0-0	2-4	3	3	6	3	4	2	0	2	1	0	0	2
12	Fatou Pouye	F	11:49	0-1	0-0	0-0	3	1	4	5	0	1	2	2	3	0	-1	
Team							8	2	8	0	0	0	0	0	0	0	0	0
Totals			25-58	6-18	18-27	21	21	42	18	28	74	7	13	14	5	2	11	

Technical Fouls:NONE

	OKL		WKU		Points from		Period by Period Scoring						
	1st	2nd	3rd	4th	Turnovers	20	28	1st	2nd	3rd	4th	TOT	
Biggest Lead	6	(1 <sup>st</sup> 4:17)	18	(3 <sup>rd</sup> 4:42)	30	36							
Best Scoring Run	3	(3 <sup>rd</sup> 1:36)	3	(3 <sup>rd</sup> 7:14)									
Lead Changes	1		1		Second Chance	16	13	OKL	16	14	15	18	63
Times Tied	3		3		Fast Breaks	11	25	WKU	12	19	25	18	74
Time with Lead	10:03		27:33		Bench	21	2						

## >> GAME 9

### OKLAHOMA 90, #25 LSU 68

Dec. 7, 2019 • Norman • Lloyd Noble Center • FSOK

LSU - 68		Record: 8-2																
No.	Name	Min	FG	MA	3P	FT	Rebounds		Fouls		TP	AS	TS	Blocks		+/-		
							OR	DR	OR	DR				BS	SA			
5	Ayana Mitchell	F	21:32	10-10	0-0	0-1	3	0	3	4	20	0	2	0	0	0	1	
24	Faustine Adowa	C	21:58	2-7	0-0	0-0	1	5	6	3	1	4	0	0	2	0	0	3
3	Khayla Pointer	G	33:02	10-22	0-2	4-5	1	1	2	3	6	24	3	2	0	0	-19	
13	Jashin Richards-Harris	G	20:18	1-5	0-2	0-0	0	3	5	2	0	2	0	0	1	1	0	-14
23	Karl Sessy	G	17:35	1-2	0-0	1-1	1	0	0	0	2	2	0	0	2	1	0	-1
1	Jalyn Cherry	F	12:09	1-2	0-1	0-0	0	1	1	2	1	2	1	2	0	0	0	-11
0	Awa Trasi	F	11:42	0-2	0-1	0-0	1	1	1	1	0	0	0	0	0	1	0	-23
12	Meredee Brooks	F	14:08	2-5	0-3	1-2	0	1	1	4	3	8	0	0	2	0	0	0
2	Tiara Young	F	10:52	2-5	1-2	0-0	0	1	0	1	5	0	0	0	0	0	0	-11
25	Rakel Spencer	F	18:54	2-4	0-0	0-0	3	4	7	4	0	4	1	0	2	0	0	-7
32	Jalaycia Thomas	G	07:53	0-0	0-0	0-0	0	2	1	0	0	0	0	0	1	1	0	-2
21	Demonique Davis	F	06:40	0-2	0-0	0-0	1	0	1	0	0	0	0	0	0	0	0	-1
14	LaToya Ashman	G	03:17	0-0	0-0	0-0	0	0	0	0	0	0	0	0	0	0	0	2
Team							2	0	2	0	0	0	0	0	0	0	0	0
Totals			31-66	1-11	5-8	12	18	30	27	15	68	8	13	10	3	1	22	

Technical Fouls:Coach 2<sup>nd</sup>/9<sup>th</sup>

Oklahoma - 90		Record: 5-4																
No.	Name	Min	FG	MA	3P	FT	Rebounds		Fouls		TP	AS	TS	Blocks		+/-		
							OR	DR	OR	DR				BS	SA			
3	Mandy Simpson	F	37:43	7-11	0-0	4-5	3	7	10	3	4	18	3	4	1	0	23	
12	Gabby Gregory	G	22:19	3-5	1-1	0-0	1	1	0	1	2	7	3	2	0	0	-1	
30	Taylor Robertson	G	33:17	8-17	4-6	0-1	2	5	7	4	3	20	4	4	0	1	23	
28	Tatum Vetterhimer	G	40:09	8-16	4-8	7-8	0	2	2	1	7	21	2	2	0	0	28	
25	Madi Williams	G	35:16	3-7	0-1	1-2	3	3	6	1	2	7	3	3	1	0	21	
2	Ana Lianusa	F	18:21	6-9	1-1	0-1	1	0	1	4	13	1	1	0	0	0	21	
00	Jessi Murcer	G	08:15	0-0	0-0	2-4	0	1	1	0	4	0	0	0	0	0	0	0
21	Nydia Lampkin	G	02:32	1-1	0-0	0-1	0	0	0	0	0	0	0	0	0	0	0	0
31	Aspen Willston	G	02:17	0-0	0-0	0-0	0	0	0	0	0	0	0	0	0	0	-1	
Team							3	7	10	0	0	0	0	0	0	0	0	0
Totals			33-60	10-17	14-22	13	25	38	15	26	90	16	14	0	1	3	22	

Technical Fouls:NONE

	LSU		OU		Points from		Period by Period Scoring					
	1st	2nd	3rd	4th	Turnovers	18 <th>19 <th>1st</th> <th>2nd</th> <th>3rd</th> <th>4th</th> <th>TOT</th> </th>	19 <th>1st</th> <th>2nd</th> <th>3rd</th> <th>4th</th> <th>TOT</th>	1st	2nd	3rd	4th	TOT
Biggest Lead	6	(1 <sup>st</sup> 8:27)	28	(4 <sup>th</sup> 8:57)								
Best Scoring Run	6	(1 <sup>st</sup> 8:27)	14	(2 <sup>nd</sup> 1:26)	Paint	44	34	LSU	16	17	19	68
Lead Changes	1		1		Second Chance	6	17					
Times Tied	1		1		Fast Breaks	26	14	OU	28	20	19	90
Time with Lead	07:06		32:19		Bench	18	17					



» Mandy Simpson scored 18 points and added 10 rebounds for her first career double-double in OU's upset of No. 25 LSU on Dec. 7, 2019.

## >> GAME 11

### OKLAHOMA 93, DRAKE 84

Dec. 17, 2019 • Norman • Lloyd Noble Center • FSOK

OKLAHOMA - 93		Record: 7-3															
NO. Name	Min	FG	3P	FT	Rebounds	Fouls	PP	AS	TO	ST	Blocks	+/-					
		M/A	M/A	M/A	OR	DR	TO	FF	TS	OT	BS	BA	BB	A			
12 Brenna Rose	F	20:23	4-6	1-2	1-2	1	6	7	3	1	10	6	5	0	1	0	8
50 Sara Rhine	F	27:12	9-13	0-0	4-4	4	6	10	3	3	22	2	1	0	0	0	12
2 Maddie Monahan	G	24:17	3-6	3-3	2-2	1	1	2	2	3	11	2	3	2	0	0	-5
5 Becca Hillner	G	27:14	9-17	4-8	0-1	0	4	4	3	4	22	2	1	2	1	2	-5
11 Kenna Collier	F	21:01	3-9	1-4	0-0	1	2	3	3	2	7	0	4	0	0	-10	
15 Alle Woodridge	F	18:01	1-2	0-1	0-0	0	0	0	0	1	2	1	3	0	0	-16	
22 Hannah Fuller	L	10:15	1-3	0-2	0-0	0	1	1	1	2	1	1	1	0	0	-8	
31 Monica Burch	15:29	2-2	0-0	2-2	4	0	6	2	6	1	2	2	1	0	0	5	
23 Maggie Hegardt	F	18:10	0-4	0-3	0	0	0	0	0	0	3	2	1	0	0	-7	
42 Maggie Bair	G	06:15	0-2	0-1	0-0	0	2	2	2	0	0	2	0	1	0	-5	
34 Sarah Beth Guldiner	G	09:43	1-3	0-2	0-0	1	1	1	0	1	2	2	2	0	0	12	
Team	1		2		0		0		3		0		3		0		
Totals	33:67	9-26	8-11	11	26	37	22	17	84	23	12	6	1	8	-3	0	

OKLAHOMA - 83		Record: 7-4														
NO. Name	Min	FG	3P	FT	Rebounds	Fouls	PP	AS	TO	ST	Blocks	+/-				
		M/A	M/A	M/A	OR	DR	TO	FF	TS	OT	BS	BA	BB	A		
3 Marney Simpson	F	24:25	3-6	0-0	1-2	5	2	7	4	2	3	2	0	0	0	8
12 Gabby Gregory	G	20:26	3-6	3-3	5-6	2	3	5	3	13	2	2	0	0	2	13
22 Ana Llanusa	G	27:54	4-12	2-7	1-1	2	6	8	1	3	7	2	2	0	1	-6
30 Taylor Robertson	G	39:45	5-12	5-11	6-6	2	3	5	1	3	21	2	0	0	0	6
32 Tatum Veitenheimer	G	29:24	5-9	3-4	3-4	0	5	2	3	16	5	4	2	0	0	16
25 Mad Williams	G	27:36	6-19	0-0	1-2	2	3	5	3	4	17	3	3	0	0	8
00 Jessi Murcer	L	12:24	1-2	0-1	0-0	0	0	0	1	2	3	3	0	1	0	0
21 Nydia Lampkin	F	16:07	3-8	0-0	0-0	1	1	2	1	6	0	1	1	1	1	-1
Team	4		6		2		0		0		0		1		6	
Totals	32:74	12-26	17-21	18	25	43	17	22	93	21	19	8	1	6	9	0

DU		OU	Points from Turnovers		Period by Period Scoring			
Biggest Lead	2 (11 <sup>th</sup> 4 <sup>th</sup> )	24 (3 <sup>rd</sup> 1:08)	1st	2nd	3rd	4th	TOT	
Best Scoring Run	11 (4 <sup>th</sup> 0:10)	10 (2 <sup>nd</sup> 0:10)	18	21	16	14	59	
Lead Changes	2	2	OU	17	14	22	31	84
Times Tied	2	2	Fast Breaks	14	9	7	7	37
Time with Lead	01:13	38:06	Bench	12	25	16	53	

## >> GAME 12

### #2 UCONN 97, OKLAHOMA 53

Dec. 22, 2019 • Uncasville, Conn. • Mohegan Sun Arena • CBS Sports Network

OKLAHOMA - 53		Record: 7-4														
NO. Name	Min	FG	3P	FT	Rebounds	Fouls	PP	AS	TO	ST	Blocks	+/-				
		M/A	M/A	M/A	OR	DR	TO	FF	TS	OT	BS	BA	BB	A		
3 Marney Simpson	F	32:51	0-7	0-0	0-2	1	3	4	3	3	0	4	1	1	0	-28
12 Gabby Gregory	G	23:51	2-12	1-7	0-0	1	1	2	0	0	6	2	2	0	0	-46
22 Ana Llanusa	G	25:40	4-11	0-3	3-5	2	4	6	5	4	11	0	2	0	1	-7
30 Taylor Robertson	G	40:00	7-16	7-14	3-3	2	2	4	0	2	24	0	3	1	1	-44
32 Tatum Veitenheimer	G	18:14	0-5	0-3	0-0	0	0	0	0	0	1	3	0	0	0	-35
25 Mad Williams	G	22:40	2-11	0-0	0-0	3	5	8	3	0	14	0	2	0	3	-18
00 Jessi Murcer	L	20:05	2-5	1-3	0-0	0	1	1	0	0	5	2	1	0	0	-25
21 Nydia Lampkin	F	11:13	0-1	0-0	0-0	0	1	1	0	0	0	2	0	1	0	-3
34 Liz Scott	G	04:26	2-2	0-0	0-0	1	1	1	1	0	4	0	0	0	0	-4
Team	2		6		0		1		1		0		1		0	
Totals	19:70	9-30	6-10	12	31	13	9	63	9	17	4	2	11	-44	0	

UConn - 97		Record: 10-0														
NO. Name	Min	FG	3P	FT	Rebounds	Fouls	PP	AS	TO	ST	Blocks	+/-				
		M/A	M/A	M/A	OR	DR	TO	FF	TS	OT	BS	BA	BB	A		
3 Megan Walker	F	36:44	8-19	1-3	0-0	2	13	15	0	2	17	5	2	0	2	39
20 Olivia Nelson-Osoda	F	36:33	13-18	0-1	1-3	6	9	15	2	6	27	3	4	1	7	37
25 Kya Johnson	F	18:27	1-2	1-2	0-0	1	5	0	1	0	3	1	0	0	0	-17
5 Crystal Dangerfield	G	36:08	8-14	3-7	0-0	0	0	1	1	1	19	6	1	2	0	32
13 Christyn Williams	G	35:11	5-12	1-4	0-0	1	2	3	3	11	3	2	0	1	0	31
24 Anna Mikuski	F	18:41	1-3	1-2	0-0	1	4	6	2	3	0	0	1	1	2	22
44 Aubrey Griffin	F	13:24	7-9	0-0	0-0	3	2	5	1	0	14	2	1	3	0	20
10 Moly Bert	F	03:52	1-1	1-1	0-0	0	0	0	0	3	3	0	0	0	0	12
Team	1		3		4		0		0		0		0		0	
Totals	44:76	8-20	1-3	15	38	33	9	13	97	22	13	3	11	2	44	0

OKL		UCN	Points from Turnovers		Period by Period Scoring			
Biggest Lead	0 (1 <sup>st</sup> 10:00)	47 (4 <sup>th</sup> 0:11)	1st	2nd	3rd	4th	TOT	
Best Scoring Run	7 (1 <sup>st</sup> 0:50)	15 (4 <sup>th</sup> 1:37)	18	62	10	23	53	
Lead Changes	0	0	OU	11	10	14	16	35
Times Tied	0	0	Fast Breaks	11	19	11	9	
Time with Lead	00:00	39:44	Bench	13	20	15	35	

## >> GAME 13

### #6 BAYLOR 77, OKLAHOMA 56

Jan. 4, 2020 • Norman • Lloyd Noble Center • FSOK

Baylor - 77		Record: 11-1 (0-0)														
NO. Name	Min	FG	3P	FT	Rebounds	Fouls	PP	AS	TO	ST	Blocks	+/-				
		M/A	M/A	M/A	OR	DR	TO	FF	TS	OT	BS	BA	BB	A		
1 Nalyssa Smith	F	22:27	0-1	0-0	3-3	3	1	4	4	2	3	0	3	1	0	-12
16 Lauren Cox	F	33:57	5-17	0-1	4-6	2	4	6	6	7	14	2	1	0	0	38
3 Didri Richards	G	34:45	3-7	0-0	0-0	3	2	5	2	1	6	4	1	2	1	16
4 Teja Cooper	G	38:51	14-22	4-7	0-0	1	5	6	3	4	38	4	4	1	1	23
20 Jusky Landrum	G	29:09	5-11	0-5	0-0	2	2	4	2	12	5	3	2	0	0	31
12 Moon Ursin	F	21:41	2-3	0-0	0-0	2	3	5	1	2	4	4	1	0	0	28
26 Queen Elbow	F	13:17	3-5	0-0	1-1	2	0	2	0	8	0	1	2	1	0	6
3 Trinity Oliver	G	02:42	0-0	0-0	0-0	1	1	0	0	0	0	0	0	0	0	-1
11 Jordyn Oliver	G	02:02	0-0	0-0	0-0	1	1	1	0	0	0	0	0	1	0	0
22 Erin DeGrate	G	01:09	0-0	0-0	0-0	0	0	1	0	0	0	0	0	0	0	-2
Team	3		3		8		0		0		0		0		0	
Totals	32:46	16-33	7-10	16	22	38	10	20	77	16	17	3	4	1	21	0

OKLAHOMA - 56		Record: 7-4 (0-1)														
NO. Name	Min	FG	3P	FT	Rebounds	Fouls	PP	AS	TO	ST	Blocks	+/-				
		M/A	M/A	M/A	OR	DR	TO	FF	TS	OT	BS	BA	BB	A		
3 Marney Simpson	F	39:11	3-6	0-0	0-0	6	9	12	4	6	6	4	1	1	0	19
12 Gabby Gregory	G	31:09	3-10	1-6	0-0	3	0	5	12	4	3	1	6	0	0	-15
22 Ana Llanusa	G	25:24	1-9	0-4	1-2	1	5	6	5	3	3	4	4	0	0	-14
25 Madi Williams	G	21:32	5-8	1-1	3-5	1	1	2	5	14	0	4	2	1	0	-7
30 Taylor Robertson	G	40:00	4-14	4-12	8-8	0	2	2	1	4	20	5	2	1	0	23
32 Tatum Veitenheimer	L	18:06	1-2	0-0	2-2	0	0	0	0	3	0	1	0	0	0	-26
00 Jessi Murcer	F	19:47	1-1	0-0	1-0	2	2	1	2	1	1	3	1	0	0	-4
21 Nydia Lampkin	F	04:51	0-1	0-0	1-4	0	0	0	0	2	1	0	0	1	0	-1
Team	4		4		4		0		2		0		2		0	
Totals	18:41	7-24	13-19	14	20</											



» Taylor Robertson scored a career-high 31 points as the Sooners stunned then-No. 17 West Virginia in Morgantown on Jan. 15, 2020.

## » GAME 15

### OKLAHOMA 81, IOWA STATE 72

Jan. 11, 2020 • Norman • Lloyd Noble Center • FSOOK

Iowa St. - 72																											
NO. Name	Min	FG MA	3P MA	FT MA	Rebounds		Fouls	TP	AS	TO	ST	Blocks SA	SA	PTS	+/-												
					OR	DR																					
25 Krislin Scott	G	36:46	4-11	0-2	3-6	1	4	5	3	6	11	0	2	1	1	0	-7										
4 Rhae Johnson	G	33:32	2-9	1-4	1-1	0	4	4	2	3	6	4	1	0	0	0	-13										
13 Adriana Camber	G	40:00	4-9	3-7	0-0	0	2	2	3	2	11	3	1	0	0	0	-9										
24 Ashley Joens	G	33:51	9-14	3-5	0-2	1	2	3	5	5	21	0	5	0	1	1	-9										
32 Maggie Espenmiller-McGraw	G	12:45	2-5	1-1	0-0	0	0	0	2	0	5	0	0	0	0	0	-14										
15 Ines Nezevwa	G	22:03	4-7	0-0	2-2	3	8	11	2	1	10	1	1	2	2	0	9										
31 Morgan Kane	G	10:52	1-1	0-0	2-2	0	4	4	2	1	1	4	0	1	0	0	-6										
11 Jade Thurmon	G	08:53	2-2	0-0	0-0	1	1	2	0	0	0	0	0	0	0	0	0										
10 Nia Washington	G	01:18	0-0	0-0	0-0	0	0	0	0	0	0	0	0	0	0	0	0										
Team													2	2	4	0	0	1	1	3	1	-3					
Totals													28-55	8-16	8-13	8	27	35	19	18	72	10	14	3	3	1	-3

Technical Fouls: NONE

Oklahoma - 81																										
NO. Name	Min	FG MA	3P MA	FT MA	Rebounds		Fouls PF	FD	TP	AS	TO	ST	Blocks SA	SA	PTS	+/-										
					OR	DR																				
3 Mandy Simpson	F	40:00	6-11	0-0	4	4	8	4	1	12	4	2	0	0	2	19										
12 Gabby Gregory	G	32:38	2-9	0-0	2-6	3	7	7	4	16	2	2	0	0	11	9										
25 Madd Williams	G	32:20	8-17	3-4	0-0	2	6	3	3	19	1	2	1	0	10											
30 Taylor Robertson	G	40:00	5-9	4-8	8-8	0	3	6	8	22	1	0	1	0	0	9										
32 Tatum Veltenehmer	G	24:17	0-2	0-1	2-2	0	0	0	2	1	2	1	0	0	0	8										
21 Nydia Lampkin	F	19:02	3-6	0-0	1-3	1	4	5	2	7	2	2	1	0	0	6										
00 Jessi Murcer	F	11:43	1-5	0-2	1-1	0	0	0	0	2	3	1	0	0	0	6										
Team													2	2	0	0	1	1	3	1	-3					
Totals													29-63	9-21	14-17	9	24	33	19	19	81	16	13	3	3	-3

Technical Fouls: NONE

Biggest lead	ISU	OU	Points from Turnovers	ISU	OU	Period by Period Scoring								
						1st	2nd	3rd	4th					
Best Scoring Run	8 (2 <sup>nd</sup> 3:51)	12 (4 <sup>th</sup> 9:51)	Turnovers	6	16									
Lead Changes	8	2 (2 <sup>nd</sup> 0:33)	Paint	34	32									
Times Tied	6		Second Chance	8	11		ISU	14	22	17	19	72		
Time with Lead	08:13	28:50	Fast Breaks	12	10					OU	17	29	18	81

Game Notes: Estimated Attendance 3,553

## » GAME 14

### OKLAHOMA 77, OKLAHOMA STATE 75

Jan. 8, 2020 • Stillwater, Okla. • Gallagher-Iba Area • FSOOK

Oklahoma - 77																											
NO. Name	Min	FG MA	3P MA	FT MA	Rebounds		Fouls PF	TP	AS	TO	ST	Blocks SA	SA	PTS	+/-												
					OR	DR																					
3 Mandy Simpson	F	36:52	0-3	0-0	2-2	0	11	11	3	3	2	3	4	3	2	0											
12 Gabby Gregory	G	30:11	3-6	2-3	2-2	1	0	1	3	1	10	2	5	1	0	-7											
22 Ana Iannusa	G	31:27	7-12	1-2	5-6	1	2	3	5	4	20	1	4	4	1	2											
25 Madd Williams	G	29:11	5-16	2-3	0-0	3	4	7	4	3	18	3	3	3	0	5											
30 Taylor Robertson	G	39:31	9-14	7-11	0-1	0	4	2	2	25	3	0	0	0	2												
21 Nydia Lampkin	G	07:19	0-1	0-0	0-0	3	3	0	0	0	4	0	1	0	0	-13											
32 Tatum Veltenehmer	G	18:54	0-0	0-0	2-2	1	1	2	1	2	4	2	1	0	0	9											
00 Jessi Murcer	G	09:21	0-1	0-0	0-0	0	2	2	0	0	3	0	1	0	0												
11 Liz Scott	G	02:47	0-0	0-0	0-0	1	1	1	0	0	0	0	0	0	3												
31 Aspen Willston	G	01:27	0-0	0-0	0-0	0	0	0	0	0	2	0	0	0	-2												
Team													4	2	6	0	0	0									
Totals													27-63	12-19	11-13	11	29	40	19	15	77	16	10	12	4	9	-2

Technical Fouls: NONE

Oklahoma St. - 75																											
NO. Name	Min	FG MA	3P MA	FT MA	Rebounds		Fouls PF	TP	AS	TO	ST	Blocks SA	SA	PTS	+/-												
					OR	DR																					
1 Kassidy De Lapp	F	27:49	2-3	0-0	2	2	4	1	3	4	3	0	2	3	0	0											
4 Natasha Mack	F	38:47	9-20	0-1	0	7	7	14	2	1	18	3	1	3	6	2											
12 Vivian Gray	F	40:00	7-26	2-5	6-8	2	1	3	4	10	6	2	1	0	2	-2											
3 Michah Dennis	G	23:41	2-5	1-1	3-7	1	2	3	1	4	8	3	2	4	0	1											
33 Citlan de Sousa	G	26:53	7-11	1-1	0-0	1	0	1	2	0	15	1	4	1	0	-1											
11 Biggie Sarr	G	00:34	0-0	0-0	0	0	0	0	0	0	15	0	0	0	0												
25 Abbie Winchester	G	12:50	1-1	0-0	1	1	3	0	2	1	2	1	1	0	0												
23 Lauren Fields	G	13:07	1-2	0-0	0-2	0	0	1	4	2	3	0	0	0	-6												
21 Ja'Mee Asberry	F	16:19	1-4	0-0	0-0	3	3	0	1	1	4	0	0	0	1												
Team													2	2	4	0	0	0									
Totals													30-72	4-8	11-21	16	17	33	15	19	75	20	14	19	9	4	-2

Technical Fouls: NONE

Biggest lead	OKI	OSU	Points from Turnovers	OKI	OSU	Period by Period Scoring							
						1st	2nd	3rd	4th				
Best Scoring Run	2 (1 <sup>st</sup> 9:25)	13 (4 <sup>th</sup> 3:42)	Turnovers	13	30								
Lead Changes	4	2 (3 <sup>rd</sup> 8:50)	Paint	26	46								
Times Tied	5		Second Chance	9	15								
Time with Lead	01:16	33:15	Fast Breaks	23	20								
			Bench	2	8								
				OSU	17	12	16	30	77				
								OSU	21	13	19	22	75

## » GAME 16

### OKLAHOMA 73, #17 WEST VIRGINIA 49

Jan. 15, 2020 • Morgantown, W.V. • WVU Coliseum • NEXSTAR

Oklahoma - 73																										
NO. Name	Min	FG MA	3P MA	FT MA	Rebounds		Fouls PF	FD	TP	AS	TO	ST	Blocks SA	SA	PTS	+/-										
					OR	DR																				
3 Mandy Simpson	F	25:05	1-2	0-0	0-4	2	9	11	2	1	2	2	5	3	0	21										
12 Gabby Gregory	G	35:45	3-11	1-3	2-4	2	6	8	2	5	9	3	2	1	0	23										
25 Madd Williams	G	25:16	0-16	0-3	3-5	4	4	8	5	6	13	3	1	0	1	25										
30 Taylor Robertson	G	37:38	10-28	8-16	3-5	0	1	1	2	3	31	2	1	1	0	25										
32 Tatum Veltenehmer	G	31:38	1-4	1-1	0-0	1	0	1	0	1	5	3	4	2	0	24										
21 Nydia Lampkin	F	11:34	1-3	0-0	0-0	3	3	5	1	2	1	1	0	0	0											
34 Liz Scott	F	10:50	2-6	0-0	0-1	3	0	3	1	4	2	1	1	0	0											
31 Kylee Gonzalez	G	09:06	0-0	0-0	0-0	0	0	0	0	0	4	0	0	0	0											
0 Jessi Murcer	G	08:22	1-1	1-1	0-0	2	2	1	0	0	3	0	0	0	0											
11 Chloe Bloom	G	02:24	0-0	0-0	0-0	0	0	0	0	0	6	0	0	0	-2											
23 Ashlynn Durbar	G	02:24	0-0	0-0	0-0	0	0	0	0	0	3	0	0	0	-1											
Team													4	3	7	0	0	0								
Totals													27-65	11-26	8-15	16	33	49	23	18	73	16	20	9	2	24

Technical Fouls: NONE

West Virginia - 49																
NO. Name	Min	FG MA	3P MA	FT MA	Rebounds		Fouls PF	FD	TP	AS	TO	ST	Blocks SA	SA	PTS	+/-
					OR	DR										
14 Kari Nitzback	F	25:45	0-1	0-0	4-6	4	2	6	3	3	4	0	2	1	0	0
22 Blessing Ejorfor	G	18:09	3-7	0-0	0	3	4	7	1	0	6	0	3	1	0	-7
22 Kylee Gonzalez	G	30:15	3-13	0-4	2-2	0	0	2	0	2	18	1	1	0	0	-23
30 Madd Williams	G	33:22	1-2	0-0	4-7	1	2	3	2	6	8	0	3	0	0	
30 Madison Smith	G	32:23	2-8	1-3	2-2	0	3	2	3	2	3	6	4	0	0	
31 Rochelle Norris	F	12:43	1-3	0-0	1-2	3	0	1	2	0	12	0	0	0	0	
31 Kaitelin Deans	F	21:00	1-1	0-0	1	1	3	0	2	1						

# BOX SCORES

## » GAME 17

### TCU 82, OKLAHOMA 63

Jan. 19, 2020 • Norman • Lloyd Noble Center • FSOK

TCU - 82	NO. Name	Min	FG		3P	FT	Rebounds		Fouls	TP	AS	TO	ST	Blocks		+/-		
			M/A	M/A	M/A	OR	DR	PF	FD					BS	BA			
	33 Adosa Akomolate	35:14	8/9	0/0	0/0	4	7	11	5	2	16	0	2	1	0	0	16	
	10 Jaycee Bradley	Q	27:57	3/8	2/4	2/2	0	2	2	5	3	10	1	2	0	0	18	
	15 Jayde Woods	Q	31:15	7/8	0/0	4/4	3	2	5	3	3	18	2	2	1	1	0	21
	20 Lauren Heard	Q	27:05	5/11	0/1	3/4	1	3	4	2	21	3	6	0	0	1	0	10
	25 Kiana Ray	Q	29:36	6/11	4/7	2/2	0	3	3	1	5	18	2	1	0	0	19	
	23 Michelle Berry	Q	26:25	3/8	0/2	0/0	1	3	4	2	0	8	0	0	0	3	0	13
	5 Yummy Morris	Q	02:59	0/1	0/0	0/0	0	0	0	0	0	0	0	0	0	1	0	-1
	21 Alexandra Crain	Q	05:30	0/3	0/2	1/2	0	0	0	1	2	1	0	0	0	0	0	-2
	1 Ryan Payne	Q	02:22	0/1	0/0	0/0	0	0	0	0	0	0	0	0	0	0	0	1
	31 Ella Hellesøy	Q	00:45	0/0	0/0	0/0	0	1	1	0	0	0	0	0	0	0	0	2
	2 Becky Obinna	Q	00:24	0/0	0/0	0/0	0	0	0	0	0	0	0	0	0	0	0	0
	11 Mad Pui	Q	00:24	0/0	0/0	0/0	0	0	0	0	0	0	0	0	0	0	0	0
	13 Tavy Diggs	Q	00:24	0/0	0/0	0/0	0	0	0	0	0	0	0	0	0	0	0	0
Team						1	2	3	0	0	1					2	1	19
Totals			32:00	6/16	12/14	10	23	33	21	17	82	8	15	8	2	1	19	

Oklahoma - 63 Record: 10-7 (3-3) Technical Fouls: NONE

Oklahoma - 63	NO. Name	Min	FG		3P	FT	Rebounds		Fouls	TP	AS	TO	ST	Blocks		+/-		
			M/A	M/A	M/A	OR	DR	PF	FD					BS	BA			
	3 Mandy Simpson	29:14	5/8	0/0	2/2	3	2	5	1	12	3	3	0	0	0	0	-10	
	12 Gabby Gregory	Q	40:00	5/11	0/4	5/5	0	4	3	4	15	3	1	0	0	0	19	
	25 Mad Williams	Q	38:50	5/13	0/2	2/4	0	5	5	4	8	12	2	7	2	0	0	-21
	30 Taylor Robertson	Q	40:00	3/12	3/12	7/7	0	1	1	1	7	16	0	0	0	0	-19	
	32 Talun Velterheimer	Q	32:20	3/6	0/0	0/0	2	4	6	1	1	6	1	1	3	0	0	-8
	20 Nydia Lampkin	Q	14:08	1/4	0/0	0/0	0	1	1	2	0	2	0	0	0	0	-9	
	0 Jessi Murcer	Q	02:17	0/0	0/0	0/0	0	0	0	0	0	0	0	0	0	0	-6	
	34 Liz Scott	Q	02:13	0/0	0/0	0/0	0	0	0	1	0	0	0	0	0	0	-3	
Team						4	3	7	0	0	1					0	0	
Totals			22:54	3/18	16/18	10	19	29	17	21	63	7	18	8	1	2	-19	

Technical Fouls: NONE

TCU	OU	Points from Turnovers	Period by Period Scoring			
			1st	2nd	3rd	4th
Biggest lead	19 (4 <sup>th</sup> 0:45)	5 (1 <sup>st</sup> 3:19)				
Best Scoring Run	10 (9 <sup>th</sup> 7:30)	10 (6 <sup>th</sup> 6:54)				
Lead Changes	1	2				
Times Tied	7	8				
Time with Lead	26:50	09:47				

Game Notes: Estimated Attendance 2,004



» Madi Williams logged six double-doubles across the 2019-20 season, including a 20-point, 11-rebound effort at Texas Tech on Jan. 22, 2020.

## » GAME 18

### TEXAS TECH 89, OKLAHOMA 84 (OT)

Jan. 22, 2020 • Lubbock, Texas • United Supermarkets Arena

Oklahoma - 84	NO. Name	Min	FG		3P	FT	Rebounds		Fouls	TP	AS	TO	ST	Blocks		+/-	
			M/A	M/A	M/A	OR	DR	PF	FD					BS	BA		
	3 Mandy Simpson	F	45:00	7/9	0/0	5/6	4	5	9	4	8	19	6	6	0	0	-5
	12 Gabby Gregory	Q	29:58	4/8	1/3	0/0	4	3	8	5	9	1	3	1	2	1	-3
	5 Madi Williams	Q	28:55	8/17	1/5	3/5	3	8	11	3	8	20	1	2	0	1	0
	30 Taylor Robertson	Q	44:08	7/24	6/19	6/7	0	3	4	5	25	0	0	0	0	0	-7
	32 Talun Velterheimer	Q	38:42	0/4	0/2	2/2	4	2	4	1	2	7	3	4	0	0	-2
	21 Nydia Lampkin	Q	16:19	3/7	0/0	0/0	1	1	2	1	0	6	1	1	0	0	0
	0 Jessi Murcer	Q	09:56	1/2	0/0	0/0	0	2	3	0	2	1	0	0	0	0	-2
Team						1	4	5	0	0	1					0	0
Totals			30:71	8/27	16/20	17	31	48	22	24	84	17	23	7	5	2	-5

Technical Fouls: NONE

Texas Tech - 89	NO. Name	Min	FG		3P	FT	Rebounds		Fouls	TP	AS	TO	ST	Blocks		+/-	
			M/A	M/A	M/A	OR	DR	PF	FD					BS	BA		
	20 Britany Brewer	F	36:48	2/5	0/0	2/2	4	5	11	4	6	2	1	2	1	0	9
	34 Lize Gordon	F	28:40	2/6	1/3	0/0	2	5	7	4	1	5	1	2	2	0	-5
	2 Sydney Goodson	Q	30:15	1/7	0/3	5/6	1	2	1	4	7	2	0	1	0	0	-13
	23 Mikia Jackson	Q	09:42	0/2	0/0	0/0	0	0	0	0	0	0	0	0	0	0	-5
	15 Andraysh Adams	Q	38:44	8/20	4/12	9/10	1	4	5	5	29	3	1	0	0	3	13
	00 Christyn Carr	Q	40:30	8/17	3/7	5/6	3	4	7	1	6	24	5	6	1	0	11
	5 Jalen Johnson	Q	34:55	0/1	0/1	0/0	0	1	0	0	0	1	1	0	0	0	-2
	35 Alexia Tucker	Q	24:05	3/8	0/0	2/2	1	2	3	1	8	1	0	1	0	0	6
	24 Nylan Dillard	Q	27:56	3/10	3/8	1/2	0	1	1	2	10	0	1	2	0	0	-11
	33 Emma Villas-Gomis	Q	01:25	0/0	0/0	0/0	0	0	0	0	1	0	0	0	0	0	0
Team						1	2	2	0	0	1					0	0
Totals			27:71	11/34	24/28	13	25	38	22	24	89	15	13	12	2	5	5

Technical Fouls: NONE

OU	TTU	Points from Turnovers	Period by Period Scoring			
			1st	2nd	3rd	4th
Biggest lead	15 (3 <sup>rd</sup> 4:35)	5 (1 <sup>st</sup> 0:01)				
Best Scoring Run	7 (1 <sup>st</sup> 2:27)	3 (4 <sup>th</sup> 8:51)				
Lead Changes	5	8				
Times Tied	5	0				
Time with Lead	35:56	06:30				

## » GAME 19

### KANSAS STATE 92, OKLAHOMA 74

Jan. 25, 2020 • Manhattan, Kansas • Bramlage Coliseum • Big 12 Now

Oklahoma - 74	NO. Name	Min	FG		3P	FT	Rebounds		Fouls	TP	AS	TO	ST	Blocks		+/-	
			M/A	M/A	M/A	OR	DR	PF	FD					BS	BA		
	3 Mandy Simpson	F	27:32	3/4	0/0	0/0	0	4	4	5	1	6	4	0	1	0	-12
	12 Gabby Gregory	Q	31:22	5/21	5/11	2/2	3	6	9	1	15	3	2	0	0	3	-18
	25 Madi Williams	Q	40:00	8/15	1/3	3/3	1	3	4	2	2	2	2	6	1	1	-18
	30 Taylor Robertson	Q	38:57	3/12	2/10	5/5	0	6	6	2	4	2	6	0	0	0	-16
	32 Talun Velterheimer	Q	14:30	1/1	0/0	0/0	0	0	0	1	2	3	4	1	2	0	-4
	21 Nydia Lampkin	Q	16:08	2/8	0/0	1/2	3	3	6	3	1	8	1	1	2	1	-14
	0 Jessi Murcer	Q	07:20	1/3	1/1	0/0	0	1	1	0	3	1	0	0	0	0	-10
	31 Aspen Williston	Q	21:31	4/0	0/0	1/2	0	1	1	2	2	9	0	2	1	1	0
Team						0	1	1	20	1	1					0	
Totals			27:71	7/29	13/17	7	25	32	18	17	74	17	15	8	3	8	-19

Technical Fouls: Coach 3 9:20

Kansas St. - 92	NO. Name	Min	FG		3P	FT	Rebounds		Fouls	TP	AS	TO	ST	Blocks		+/-	
			M/A	M/A	M/A	OR	DR	PF	FD					BS	BA		
	11 Peyton Williams	F	37:48	10/18	2/5	2/4	2	9	11	3	24	3	1	2	1	0	19
	25 Jasauen Beard	F	21:17	4/6	0/0	0/0	0	2	2	1	3	12	2	2	2	1	20
	50 Anyka Lee	Q	37:01	10/13	0/4	3/4	0	14	20	4	20	1	2	2	5	0	19
	30 Angela Harris	Q	28:16	6/13	3/7	6/6	0	4	4	4	20	6	2	0	0	0	19
	43 Christianna Carr	Q	31:45	1/8	0/4	4/5	1	1	2	0							





## » GAME 20

### TEXAS 70, OKLAHOMA 53

Jan. 28, 2020 • Norman • Lloyd Noble Center • FSOX

		Record: 14-6 (8-2)															
NO. Name	Min	FG		3P	FT	Rebounds		Fouls		TP	AS	TO	ST	Blocks		+/-	
		M.A.	M.A.			OR	DR	PP	PF					TS	BS		BA
24 Joyner Holmes	F	32:36	7-16	0-1	0-0	3	7	10	1	2	14	3	1	2	1	0	22
35 Christi Collier	C	23:03	5-6	0-1	0-0	0	6	4	0	10	0	2	1	1	0	3	
00 Celeste Taylor	G	23:33	5-10	1-4	2-2	3	1	4	2	11	1	3	1	0	1	20	
1 Bug Sutton	G	22:57	0-5	0-0	0-0	1	4	5	0	0	4	3	4	0	1	19	
12 Jack Underwood	G	18:06	1-2	1-1	0-0	0	0	2	3	2	0	0	1	1	0	10	
10 Lauriane Higgs	G	22:41	8-14	2-3	1-1	1	4	6	1	2	18	3	1	0	1	22	
11 Joanne Allen-Taylor	F	15:12	2-8	1-4	0-0	1	1	2	1	0	5	0	1	0	0	-7	
4 Isabel Palmer	20:48	2-7	0-3	0-0	0	0	0	0	0	2	2	1	4	1	0	5	
31 Audrey Warren	16:39	1-1	0-0	0-0	1	4	5	3	1	2	1	4	1	0	0	11	
22 Shea Routh	03:49	0-0	0-0	0-0	0	1	1	0	0	0	1	0	0	0	0	-9	
5 Sophie Taylor	02:36	0-0	0-0	0-0	0	0	0	0	0	0	0	1	0	0	0	-11	
Team			0	7	7	0	0	0	0	0	0	0	0	0	0	0	
Totals		31-69	57-117	3-3	10	35	45	19	70	17	17	12	4	3	11		

Technical Fouls:NONE

		Record: 10-15 (3-8)														
NO. Name	Min	FG		3P	FT	Rebounds		Fouls		TP	AS	TO	ST	Blocks		+/-
		M.A.	M.A.			OR	DR	PP	PF					TS	BS	
3 Mandy Simpson	F	36:49	4-5	0-0	0-0	10	10	3	5	8	2	7	1	0	0	-26
11 Nydia Lampkin	F	11:23	1-4	0-0	1-1	0	0	0	2	1	1	1	1	1	1	-12
12 Gabby Gregory	G	31:21	1-10	0-4	0-0	0	4	2	5	2	2	1	0	0	0	-8
25 Mad Williams	G	40:50	8-17	0-3	0-0	1	6	7	2	2	6	4	3	1	0	-17
30 Taylor Robertson	G	40:00	3-6	3-2	0	3	3	2	1	1	1	3	1	1	1	-17
32 Tatum Vetterheimer	G	09:59	6-3	0-1	0-0	0	1	1	0	0	0	1	1	0	0	-9
00 Jessi Muncie	07:01	0-3	0-2	0-0	0	0	0	0	0	0	0	1	1	0	0	-7
31 Aspen Williston	04:36	0-2	0-0	0-2	0	0	0	0	1	2	0	0	0	0	0	-2
34 Liz Scott	17:05	4-8	0-0	3-7	0	1	2	4	1	1	0	0	2	0	1	1
13 Chloe Bloom	02:36	0-0	0-0	1-2	1	0	0	0	1	1	0	0	0	0	0	11
Team			1	3	4	0	0	0	0	0	0	0	0	0	0	0
Totals		21-58	31-61	8-13	4	28	32	11	53	12	17	6	3	4	17	

Technical Fouls:NONE

		TEXAS		OU		Points from Period Scoring																	
Biggest lead		28 (4 <sup>th</sup> 3:06)		4 (1 <sup>st</sup> 6:52)		Turnovers		20		13		1st		2nd		3rd		4th		OT			
Best Scoring Run		16 (2 <sup>nd</sup> 5:45)		11 (4 <sup>th</sup> 0:07)		Paint		46		34		TEXAS		18		14		14		19		70	
Lead Changes		7		3		Second Chance		13		3		OU		15		8		12		18		53	
Times Tied		3		3		Fast Breaks		3		1													
Time with Lead		31:36		02:07		Bench		30		14		OU		15		8		12		18		53	

Line Notes: Estimated Attendance 1,556 •

## » GAME 22

### OKLAHOMA 68, WEST VIRGINIA 58

Feb. 5, 2020 • Norman • Lloyd Noble Center • FSOX

		Record: 14-6 (8-2)															
NO. Name	Min	FG		3P	FT	Rebounds		Fouls		TP	AS	TO	ST	Blocks		+/-	
		M.A.	M.A.			OR	DR	PP	PF					TS	BS		BA
14 Kari Niblack	F	23:20	5-11	0-0	0-0	1	9	10	4	2	16	1	1	1	1	0	5
22 Blessing Ejiro	C	29:11	0-3	0-0	0-0	2	4	6	2	2	0	0	1	2	1	0	-7
26 Kyare Goodnick	G	27:26	4-14	2-6	3-5	0	0	2	4	13	3	3	1	0	0	-8	
5 Tyntice Martin	G	33:33	5-15	2-7	0-0	0	1	1	1	0	12	2	1	0	0	-11	
30 Madison Smith	G	29:04	3-8	0-1	0-0	0	0	0	3	2	6	1	3	1	0	0	-13
12 Esmeley Martinez	F	15:12	2-4	0-0	0-0	3	2	6	4	2	0	1	2	0	0	1	-14
4 Lucky Rudd	16:32	1-4	0-0	0-2	0	2	2	2	1	2	0	0	2	0	0	0	-3
31 Rochelle Norris	07:48	0-0	0-0	0-0	1	3	4	2	0	0	0	0	0	0	0	0	-7
3 Kirshen Cleas	17:52	2-4	0-1	1-2	0	1	1	2	5	1	1	2	0	0	0	8	
Team			1	1	2	0	0	0	0	0	0	0	0	0	0	0	
Totals		25-63	4-15	14-9	8	29	31	21	15	58	9	17	9	2	2	10	

Technical Fouls:NONE

		Record: 12-15 (5-8)														
NO. Name	Min	FG		3P	FT	Rebounds		Fouls		TP	AS	TO	ST	Blocks		+/-
		M.A.	M.A.			OR	DR	PP	PF					TS	BS	
3 Mandy Simpson	F	27:08	2-6	0-0	0-0	1	4	5	2	1	4	4	3	0	0	8
12 Gabby Gregory	G	36:01	3-6	1-2	3-4	2	2	4	3	4	10	1	5	0	1	5
25 Mad Williams	G	38:17	7-16	0-1	4-6	2	6	6	4	5	19	3	4	4	0	10
30 Taylor Robertson	G	40:00	3-10	3-10	4-5	1	6	7	2	3	13	0	1	1	0	5
32 Tatum Vetterheimer	G	17:04	0-1	0-0	0-0	4	4	0	0	0	4	1	0	0	0	-5
22 Anal Llanusa	25:37	8-12	1-2	2-3	1	2	3	4	3	19	1	2	2	0	0	5
21 Nydia Lampkin	13:00	0-2	0-2	2-2	1	2	3	0	2	0	1	0	1	0	0	3
34 Liz Scott	02:53	0-2	0-0	2-4	1	1	0	2	2	0	0	0	0	0	0	4
Team			4	5	9	0	2									
Totals		23-55	5-15	17-23	13	32	45	15	21	68	9	23	8	2	2	10

Technical Fouls:NONE

		WVU		OU		Points from Period Scoring															
Biggest lead		0 (1 <sup>st</sup> 10:00)		13 (2 <sup>nd</sup> 5:03)		Turnovers		14		14		1st		2nd		3rd		4th		OT	
Best Scoring Run		5 (2 <sup>nd</sup> 0:35)		7 (3 <sup>rd</sup> 6:26)		Paint		34		28		WVU		11		12		20		58	
Lead Changes		0		6		Second Chance		6		12											
Times Tied		2		2		Fast Breaks		5		2											
Time with Lead		00:00		38:35		Bench		11		23		OU		17		14		19		18	

## » GAME 21

### OKLAHOMA 94, KANSAS 82 (OT)

Feb. 2, 2020 • Lawrence, Kan. • Allen Fieldhouse • FSOX

		Record: 11-10 (4-8)															
NO. Name	Min	FG		3P	FT	Rebounds		Fouls		TP	AS	TO	ST	Blocks		+/-	
		M.A.	M.A.			OR	DR	PP	PF					TS	BS		BA
3 Mandy Simpson	F	43:52	3-3	0-0	0-0	2	8	10	3	4	6	12	6	1	0	0	15
12 Gabby Gregory	G	36:58	7-14	2-6	2-3	7	10	2	5	18	1	6	0	0	1	29	
25 Mad Williams	G	43:14	10-18	1-5	5-7	2	4	2	5	26	4	5	3	1	0	1	
30 Taylor Robertson	G	45:00	7-12	5-9	1-2	0	3	3	1	7	1	1	2	1	0	12	
32 Tatum Vetterheimer	G	09:17	1-1	0-0	0-0	2	2	2	0	2	1	1	1	0	0	-6	
22 Anal Llanusa	10:40	5-6	0-2	2-2	0	2	1	1	4	0	3	0	1	0	1	-6	
00 Jessi Muncie	01:48	0-0	0-0	0-0	0	0	0	0	0	0	1	1	0	0	0	-7	
34 Liz Scott	11:58	2-4	0-0	1-2	0	0	4	1	5	2	1	0	0	0	0	7	
21 Nydia Lampkin	21:11	1-5	0-0	0-0	8	9	3	0	2	0	1	0	0	0	0	29	
31 Aspen Williston	01:58	0-0	0-0	0-0	0	0	0	0	0	0	0	0	0	0	0	-3	
Team			1	0	1	0	0	0	0	0	0	0	0	0	0	0	
Totals		32-63	8-18	22-28	11	30	41	18	21	94	21	25	7	2	2	12	

Technical Fouls:NONE

		Record: 12-8 (1-8)															
NO. Name	Min	FG		3P	FT	Rebounds		Fouls		TP	AS	TO	ST	Blocks		+/-	
		M.A.	M.A.			OR	DR	PP	PF					TS	BS		BA
4 Mariane De Carvalho	F	33:22	5-10	4-7	3-4	2	5	7	3	6	17	1	3	2	2	0	-14
35 Bailey Helgen	C	34:04	2-3	0-0	0-1												

## » GAME 23

### IOWA STATE 63, OKLAHOMA 59

Feb. 8, 2020 • Ames, Iowa • Hilton Coliseum

Wichita - 69 Record: 12-11 (6-6)

NO. Name	Min	FG		3P		FT		Rebounds		Fouls		TP	AS	TO	ST	Blocks		+/-	
		M/A	M/A	M/A	M/A	OR	DR	OR	DR	FF	FD					BS	BA		
3 Mandy Simpson	F 22:50	2-7	0-0	2-2	5-7	4-0	7-7	2	1	0	0	0	0	1	0	1	1	5	-7
12 Gabby Gregory	G 36:11	3-15	2-8	4-4	1-7	8	4	9	12	3	3	2	2	3	0	2	3	0	4
21 Ana Lanusa	G 20:48	5-13	3-6	2-2	3-5	5	15	0	4	0	0	0	0	0	0	0	3	0	1
25 Madi Williams	G 24:06	5-9	1-1	0-0	2-2	5	11	2	4	2	0	2	4	2	0	2	0	6	-9
30 Taylor Robertson	G 40:00	5-12	2-8	3-3	0-5	9	5	2	2	15	3	2	1	0	0	0	4	-9	
32 Tatum Vollenheimer	22:16	0-1	0-0	0-0	0-1	1	2	0	0	3	1	0	0	0	0	0	0	0	1
21 Nydia Lampkin	21:07	0-2	0-0	0-0	2-6	8	2	1	0	0	0	1	1	1	0	0	0	0	0
34 Liz Scott	03:16	0-1	0-0	0-0	0-0	0	0	0	0	0	0	0	0	0	0	0	0	0	0
31 Aspen Willston	06:12	1-1	0-0	0-0	0-0	1	0	2	0	0	0	0	0	0	0	0	0	0	0
0 Jessi Murcer	03:14	0-1	0-1	0-0	0-0	0	0	0	0	0	0	0	0	0	0	0	0	0	0
Team		4		2		6		0		0		1		0		0		0	
Totals		21-62	8-24	9-9	11	31	42	25	12	59	14	17	8	3	8	4			

Technical Fouls: NONE

## » GAME 24

### OKLAHOMA STATE 73, OKLAHOMA 69

Feb. 11, 2020 • Norman • Lloyd Noble Center • FSOK

Wichita - 73 Record: 14-18 (6-7)

NO. Name	Min	FG		3P		FT		Rebounds		Fouls		TP	AS	TO	ST	Blocks		+/-	
		M/A	M/A	M/A	M/A	OR	DR	OR	DR	FF	FD					BS	BA		
4 Natasha Mack	F 37:29	10-16	0-0	3-4	4	14	3	4	23	0	2	2	3	0	0	2	3	0	7
12 Vivian Gray	F 40:00	9-19	2-5	4-6	0	2	2	6	24	4	2	3	0	0	0	4	0	0	4
21 Jay'Mee Asberry	G 32:51	2-9	1-3	0-0	0-5	2	1	5	2	2	0	0	1	1	8	0	0	0	1
23 Lauren Fields	G 36:23	2-6	0-1	0-0	0-4	4	3	4	8	5	3	1	0	0	3	0	0	0	0
33 Cilian de Sousa	G 35:09	7-8	0-0	1-2	1	5	6	2	1	15	3	5	2	0	0	0	0	0	0
25 Abbe Winchester	04:31	0-0	0-0	0-0	0-1	0	0	0	0	0	0	0	0	0	0	0	0	0	0
3 Micah Dennis	07:09	1-3	0-0	0-0	1-1	1	0	1	0	2	0	0	0	0	0	0	0	0	0
11 Bigue Sam	00:43	0-0	0-0	0-0	0-0	0	0	0	0	0	0	0	0	0	0	0	0	0	0
10 Bryn Gerlach	03:57	0-0	0-0	0-0	1-1	1	0	1	0	1	0	1	2	1	0	0	0	0	0
1 Kessidy De Lapp	01:48	0-0	0-0	0-0	0-0	0	0	0	0	0	0	0	0	0	0	0	0	0	0
Team		1		0		1		0		0		0		0		0		0	
Totals		31-61	3-9	8-12	7	31	38	14	16	73	18	19	11	5	1	4			

Technical Fouls: NONE

OWS State - 63 Record: 14-8 (6-5)

NO. Name	Min	FG		3P		FT		Rebounds		Fouls		TP	AS	TO	ST	Blocks		+/-	
		M/A	M/A	M/A	M/A	OR	DR	OR	DR	FF	FD					BS	BA		
25 Kristin Scott	C 34:04	6-14	1-7	5-7	2	10	12	1	6	18	0	4	0	0	3	0	0	0	2
4 Rae Johnson	G 32:11	2-9	2-7	2-2	0	3	3	4	6	8	4	1	0	0	0	0	0	0	2
13 Adriana Camber	G 40:00	4-7	0-6	1-2	0	4	4	1	1	12	0	0	2	1	0	0	0	0	4
24 Ashley Joens	G 35:28	6-19	0-5	5-6	8	7	3	3	8	17	1	2	3	0	0	0	0	0	2
32 Maggie Espenmiller-McGraw	G 36:19	2-12	1-7	0-0	0	1	1	2	2	5	6	5	1	2	0	0	0	0	0
11 Jade Thurmon	01:00	0-0	0-0	0-0	0-1	0	0	0	0	0	0	0	0	0	0	0	0	0	0
15 Ines Nezerwa	10:05	1-2	0-0	1	2	0	1	1	3	0	0	1	1	2	0	0	0	0	0
31 Morgan Kane	02:53	0-1	0-0	0-0	0-0	0	0	0	0	0	0	0	0	0	0	0	0	0	0
1 Madison Wise	01:56	0-0	0-0	0-0	0-0	0	0	0	0	0	0	0	0	0	0	0	0	0	0
Team		3		2		5		0		0		0		0		0		0	
Totals		21-65	7-32	14-18	15	28	43	12	25	63	11	15	7	8	3	4			

Technical Fouls: NONE

Wichita - 69 Record: 12-12 (6-7)

NO. Name	Min	FG		3P		FT		Rebounds		Fouls		TP	AS	TO	ST	Blocks		+/-	
		M/A	M/A	M/A	M/A	OR	DR	OR	DR	FF	FD					BS	BA		
3 Mandy Simpson	F 38:17	2-6	0-0	0-0	2	13	5	2	0	4	4	2	0	4	0	0	0	0	2
12 Gabby Gregory	G 38:12	4-11	1-4	0-0	1	3	4	3	2	9	5	3	0	0	0	0	0	0	7
22 Ana Lanusa	G 34:30	11-22	2-6	2-5	2	3	4	3	29	1	2	6	0	2	5	0	0	0	2
25 Madi Williams	G 40:00	8-15	0-2	3-6	1	2	3	2	5	19	1	6	2	0	0	0	0	0	2
30 Taylor Robertson	G 37:12	2-10	2-10	5-6	0	4	4	3	3	11	1	0	0	0	0	0	0	0	1
21 Nydia Lampkin	03:26	0-0	0-0	0-0	0-0	0	0	0	0	0	0	0	0	0	0	0	0	0	0
00 Jessi Murcer	08:05	0-1	0-0	0-0	0	0	0	0	1	1	0	0	0	0	0	0	0	0	0
32 Tatum Vollenheimer	00:22	0-0	0-0	0-0	0-0	0	0	0	0	0	0	0	0	0	0	0	0	0	0
Team		2		0		2		0		0		0		0		0		0	
Totals		27-65	5-22	10-17	8	25	33	16	14	69	32	15	10	1	5	4			

Technical Fouls: NONE

	OKL	ISU	
Biggest lead	4 (4 <sup>th</sup> 4:26)	15 (3 <sup>rd</sup> 6:55)	
Best Scoring Run	9 (4 <sup>th</sup> 8:36)	8 (4 <sup>th</sup> 0:09)	
Lead Changes	6	2	
Times Tied	1	1	
Time with Lead	02:28	37:13	
Points from Turnovers	12	16	
Paint	22	26	
Second Chance	4	12	
Fast Breaks	6	11	
Bench	2	3	

James Nones/Fouled Out: OKL 422 Lanusa (3:57), OKL 405 Williams (3:12) •

	OSU	OU	
Biggest lead	11 (4 <sup>th</sup> 5:21)	8 (1 <sup>st</sup> 4:49)	
Best Scoring Run	9 (3 <sup>rd</sup> 1:59)	13 (3 <sup>rd</sup> 8:26)	
Lead Changes	3	2	
Times Tied	4	12	
Time with Lead	19:42	4:17:23	
Points from Turnovers	15	13	
Paint	36	36	
Second Chance	8	12	
Fast Breaks	10	16	
Bench	2	0	

OSU 16 15 19 23 73  
OU 18 14 15 22 69



» Madi Williams showed off her range as she went 3-for-4 from beyond the arc in her 19-point performance against Iowa State on Jan. 11, 2020. The Fort Worth product also pulled down eight rebounds in the contest.

## » GAME 25

### KANSAS STATE 87, OKLAHOMA 85 (OT)

Feb. 16, 2020 • Norman • Lloyd Noble Center • FSI

Wichita - 87 Record: 12-11 (6-7)

NO. Name	Min	FG		3P		FT		Rebounds		Fouls		TP	AS	TO	ST	Blocks		+/-	
		M/A	M/A	M/A	M/A	OR	DR	OR	DR	FF	FD					BS	BA		
11 Peyton Williams	F 41:49	9-15	1-2	12-15	6	13	19	4	10	21	6	2	5	0	0	0	0	0	15
25 Jasauen Beard	F 10:03	1-6	1-1	0-0	1	1	3	0	1	3	0	1	0	0	0	0	0	0	0
50 Ayoka Lee	G 35:28	11-17	0-0	2-3	7	6	13	4	4	24	0	1	3	4	0	0	0	0	0
33 Angelika Harris	G 39:05	8-17	0-4	2-2	0	2	2	5	28	5	11	0	0	0	0	0	0	0	3
43 Christiansa Carr	G 42:53	5-19	1-9	0-0	0	2	4	3	3	11	2	1	0	0	0	0	0	0	2
1 Savannah Simmons	32:05	2-6	2-4	1-2	0	3	5	2	7	2	4	1	0	1	0	0	0	0	7
2 Cymone Goodrich	04:19	0-0	0-0	0-0	0	0	0	0	0	0	0	0	0	0	0	0	0	0	0
13 Laura Mackie	01:50	0-0	0-0	0-0	0	2	3	7	2	27	2	3	1	1	0	0	0	0	0
24 Emilee Ebert	10:24	1-2	1-1	0-2	0	0	0	0	0	3	3	1	0	0	0	0	0	0	0
44 Emma Chapman	06:03	0-2	0-1	0-0	2	2	0	0	0	1	0	0	0	0	0	0	0	0	0
Team		3		3		6		0		0		0		0		0		0	
Totals		32-83	8-22	17-24	20	30	54	34	24	87	17	13	9	5	2	0			



### » GAME 26

## #2 BAYLOR 101, OKLAHOMA 69

Feb. 26, 2020 • Waco, Texas • Ferrell Center • Big 12 Now

Alabama - #9 Record: 12-14 (5-9)

NO. Name	Min	FG		3P		FT	Rebounds		Fouls		TP	AS	TO	ST	Blocks		+/-
		M	A	M	A		OR	DR	OR	DR					PF	FF	
3 Many Simpson	34:55	1-5	0-0	0-0	1	6	7	1	1	2	3	2	0	1	1	0	-3
00 Jessi Murcer	09:08	0-1	0-0	0-0	0	1	1	0	0	0	0	1	0	0	0	-12	
12 Gabby Gregory	40:00	1-7	5-9	5-6	0	1	0	5	3	0	0	0	0	3	-32		
25 Mad Williams	27:47	5-13	0-3	5-6	1	2	3	4	15	3	4	1	1	1	-12		
30 Taylor Robertson	40:00	5-14	4-11	2-2	0	2	2	2	16	3	3	2	0	1	-32		
32 Tatum Velez-Heimer	23:53	1-2	1-1	0-0	1	2	3	3	0	3	1	4	2	0	-10		
31 Aspen Williston	12:51	1-2	0-0	1-4	0	1	1	3	2	3	1	2	2	0	-8		
34 Liz Scott	06:24	0-0	0-0	0-0	1	1	2	0	0	0	0	1	0	0	-11		
21 Nydia Lampkin	05:00	0-1	0-0	0-0	0	0	0	2	0	0	1	1	0	1	-10		
Team								3	0	3							
<b>Totals</b>	<b>23:55</b>	<b>10-24</b>	<b>13-18</b>	<b>7</b>	<b>16</b>	<b>23</b>	<b>14</b>	<b>14</b>	<b>89</b>	<b>11</b>	<b>22</b>	<b>8</b>	<b>2</b>	<b>6</b>	<b>-32</b>		

Technical Fouls: NONE

### » GAME 28

## TEXAS 86, OKLAHOMA 76

Feb. 29, 2020 • Austin, Texas • Frank Erwin Center • LHN

Alabama - #76 Record: 12-16 (6-11)

NO. Name	Min	FG		3P		FT	Rebounds		Fouls		TP	AS	TO	ST	Blocks		+/-
		M	A	M	A		OR	DR	OR	DR					PF	FF	
3 Many Simpson	29:30	2-7	0-0	0-0	5	6	11	4	3	4	1	1	1	0	0	-8	
12 Gabby Gregory	03:24	7-12	5-8	2-2	1	0	1	5	3	2	1	5	0	0	0	-1	
22 Ana Lanusa	03:29	3-14	1-8	3-4	1	4	5	4	4	10	2	3	2	0	1	-1	
25 Mad Williams	03:25	11-24	1-4	2-2	4	3	7	4	2	25	4	7	2	1	-1	-3	
30 Taylor Robertson	05:28	2-6	2-5	4-4	0	0	3	4	3	10	1	1	0	0	0	-8	
32 Tatum Velez-Heimer	31:03	0-3	0-2	1-2	0	3	3	1	1	2	1	2	1	0	0	-11	
21 Nydia Lampkin	10:44	2-3	0-0	1-2	0	1	1	4	1	5	0	2	0	1	0	-1	
00 Jessi Murcer	00:47	0-0	0-0	0-0	0	0	0	0	0	0	0	0	0	0	0	-2	
34 Liz Scott	02:00	0-1	0-0	0-0	0	1	1	0	0	0	1	0	0	0	0	-4	
Team								5	2	7							
<b>Totals</b>	<b>27:70</b>	<b>9-27</b>	<b>13-16</b>	<b>16</b>	<b>20</b>	<b>38</b>	<b>29</b>	<b>17</b>	<b>76</b>	<b>11</b>	<b>20</b>	<b>7</b>	<b>1</b>	<b>3</b>	<b>-10</b>		

Technical Fouls: NONE

### taylor - 101

Record: 25-11 (14-9)

NO. Name	Min	FG		3P		FT	Rebounds		Fouls		TP	AS	TO	ST	Blocks		+/-
		M	A	M	A		OR	DR	OR	DR					PF	FF	
1 Nayssa Smith	25:02	10-12	0-1	2-3	1	7	8	2	3	22	1	1	1	3	0	35	
115 Lauren Cox	02:11	0-0	0-0	0-0	1	1	1	1	1	15	3	3	2	1	38		
2 Didi Richards	07:53	3-0	0-0	0-0	2	4	1	2	6	5	0	0	0	0	27		
4 Tessa Cooper	02:59	6-11	4-8	0-1	1	3	4	1	3	16	11	3	5	0	37		
20 Juicy Landrum	01:23	6-12	2-7	0-0	1	1	2	2	1	14	7	2	2	0	39		
25 Queen Egbo	08:41	1-2	0-0	0-0	1	1	2	1	1	10	3	0	0	0	-1		
12 Moon Urain	15:50	5-9	0-2	0-0	1	0	1	1	1	10	1	0	2	0	4		
51 Caitlin Bockle	10:39	1-2	0-0	0-0	1	3	4	1	2	1	3	0	0	0	-4		
3 Trinity Oliver	09:53	0-1	0-0	0-0	1	0	1	0	1	2	0	1	0	0	0		
11 Jordyn Oliver	10:31	3-4	0-1	0-0	0	0	0	0	6	3	1	1	1	0	-4		
22 Erin DeGrate	10:31	2-4	0-0	2-2	1	0	1	2	6	0	0	0	1	0	-4		
Team									1	2	3						
<b>Totals</b>	<b>44:71</b>	<b>6-19</b>	<b>7-10</b>	<b>13</b>	<b>28</b>	<b>41</b>	<b>14</b>	<b>15</b>	<b>101</b>	<b>33</b>	<b>17</b>	<b>15</b>	<b>6</b>	<b>2</b>	<b>32</b>		

Technical Fouls: NONE

### TEXAS - 86

Record: 18-10 (16-6)

NO. Name	Min	FG		3P		FT	Rebounds		Fouls		TP	AS	TO	ST	Blocks		+/-
		M	A	M	A		OR	DR	OR	DR					PF	FF	
24 Joyner Holmes	31:13	7-13	0-0	2-5	1	5	12	4	5	16	2	2	4	2	0	11	
35 Charli Collier	02:50	5-12	2-3	2-3	7	5	12	4	5	14	1	4	0	1	0	-4	
00 Celeste Taylor	03:25	9-14	4-6	5-9	0	5	6	2	2	2	2	0	0	0	9		
1 Siag Sutton	02:57	0-0	0-0	6-6	0	2	2	1	4	6	1	0	0	0	-2		
12 Jada Underwood	06:11	3-5	0-1	2-2	1	3	4	3	3	8	5	1	0	0	9		
10 Lashawn Higgs	27:12	4-8	0-0	0-0	1	3	4	1	3	4	1	0	0	0	13		
31 Audrey Warren	09:56	0-1	0-0	4-4	2	1	3	3	4	0	1	0	1	0	-3		
11 Joanne Allen-Taylor	10:16	1-2	1-2	0-0	0	0	0	0	0	3	2	0	0	0	13		
Team									3	0	3						
<b>Totals</b>	<b>29:61</b>	<b>7-14</b>	<b>2-29</b>	<b>15</b>	<b>24</b>	<b>39</b>	<b>18</b>	<b>29</b>	<b>86</b>	<b>19</b>	<b>20</b>	<b>8</b>	<b>1</b>	<b>3</b>	<b>10</b>		

Technical Fouls: Coach 2, 7, 34

### » GAME 27

## KANSAS 83, OKLAHOMA 80

Feb. 26, 2020 • Norman • Lloyd Noble Center • FSOX

Kansas - #83 Record: 14-12 (3-12)

NO. Name	Min	FG		3P		FT	Rebounds		Fouls		TP	AS	TO	ST	Blocks		+/-
		M	A	M	A		OR	DR	OR	DR					PF	FF	
1 Tina Stephens	25:55	3-6	0-0	5-8	1	10	11	3	3	11	1	4	4	0	0	10	
4 Miriane De Carvalho	29:19	4-9	2-6	6-6	2	2	3	5	16	1	2	1	1	0	0	10	
10 Emma Meriwether	03:17	0-2	0-0	0-2	1	2	3	1	7	0	0	0	0	0	0	-1	
5 Anya Thomas	04:10	5-14	2-5	9-10	1	2	3	3	8	21	1	0	2	0	0	10	
15 Zakayah Franklin	02:55	6-12	2-3	1-1	0	2	4	1	15	1	6	0	1	1	7		
21 Brooklyn Mitchell	14:15	3-5	0-0	0-0	3	3	2	0	6	10	1	1	1	0	-1		
13 Holly Kersgister	26:32	4-9	2-5	0-0	3	2	5	2	1	10	1	2	2	1	-7		
35 Bailey Helgen	22:32	0-0	0-2	5-8	3	8	5	4	4	1	1	0	0	0	2		
11 Nicolly Ramalho	05:05	0-0	0-0	0-0	0	0	0	1	0	0	0	0	0	0	-1		
Team									3	4	7						
<b>Totals</b>	<b>27:59</b>	<b>6-19</b>	<b>21-27</b>	<b>14</b>	<b>30</b>	<b>44</b>	<b>24</b>	<b>23</b>	<b>83</b>	<b>6</b>	<b>26</b>	<b>10</b>	<b>3</b>	<b>2</b>	<b>3</b>		

Technical Fouls: NONE

### Alabama - #80

Record: 12-15 (9-19)

NO. Name	Min	FG		3P		FT	Rebounds		Fouls		TP	AS	TO	ST	Blocks		+/-
		M	A	M	A		OR	DR	OR	DR					PF	FF	
3 Many Simpson	19:51	2-6	0-0	0-0	1	4	5	4	1	4	2	2	0	1	0	3	
12 Gabby Gregory	07:13	3-11	1-4	3-5	0	3	3	4	10	2	3	0	0	1	-3		
25 Mad Williams	03:52	9-12	0-0	5-7	1	5	6	4	6	23	1	4	2	1	0	-3	
30 Taylor Robertson	03:52	2-10	1-5	4-5	0	2	2	2	3	9	1	2	2	0	-2		
32 Tatum Velez-Heimer	04:10	3-6	0-1	2-2	0	0	0	2	2	8	0	0	0	0	0	-3	
22 Ana Lanusa	21:35	6-13	2-5	8-11	2	1	3	5	8	22	0	4	0	0	-11		
21 Nydia Lampkin	15:21	2-3	0-0	0-0	0	2	2	3	4	2	1	0	0	0	-4		
34 Liz Scott	00:06	0-0	0-0	0-0	0	0	0	0	0	0	0	0	0	0	-2		
Team									3	4	7						
<b>Totals</b>	<b>27:61</b>	<b>14-15</b>	<b>22-30</b>	<b>7</b>	<b>21</b>	<b>28</b>	<b>23</b>	<b>24</b>	<b>80</b>	<b>13</b>	<b>14</b>	<b>15</b>	<b>2</b>	<b>3</b>	<b>-3</b>		

Technical Fouls: NONE

Biggest lead	OU		KU		Points from Turnovers	OU	TEX	Period by Period Scoring				
	1st	2nd	3rd	4th				TOT				
Best Scoring Run	8 (1 <sup>st</sup> 6:22)	6 (2 <sup>nd</sup> 6:53)	19	25	28	42	10	10	23	18	23	83
Lead Changes	7 (2 <sup>nd</sup> 1:25)	11 (10 <sup>th</sup> 4:02)	1									



# BOX SCORES

## >> GAME 29

### TCU 96, OKLAHOMA 71

March 4, 2020 • Fort Worth, Texas • Schollmaier Arena • FSSW

Wahoma - 71		Record: 10-17 (5-12)													
NO. Name	Min	FG	3P	FT	Rebounds	Fouls	TP	AS	TO	ST	Blocks	PF	FD	+	
		M/A	M/A	M/A	OR DR TOT	FF					BS BA				
3 Mandy Simpson	F 19:22	3/5	0/0	0/0	1 2	3	5	3	6	2	2	1	0	0	-23
12 Gabby Gregory	G 28:58	2/9	1/5	3/4	1 8	9	2	3	8	1	6	1	0	0	-25
22 Ana Llanusa	G 22:40	3/11	1/5	1/2	0 1	1	3	1	8	1	2	1	2	0	0
25 Madi Williams	G 36:07	6/16	0/0	4/8	2 6	8	3	9	17	1	3	0	0	0	-34
30 Taylor Robertson	G 36:43	6/12	4/8	2/2	1 1	2	2	19	4	1	1	1	0	0	-21
32 Tatum Veltnerheimer	27:21	2/3	0/0	1/2	1 1	2	1	2	5	3	3	1	0	0	-22
21 Nydia Lampkin	16:38	1/3	0/0	2/2	0 2	2	2	2	4	1	0	1	0	0	3
00 Jessi Murcer	07:01	0/1	0/1	0/0	0 0	0	0	1	0	0	1	0	0	0	10
34 Liz Scott	05:10	2/3	0/0	1/3	2 0	2	0	2	5	1	1	0	0	1	7
<b>Team</b>					1 5	2	0	0	0	0	0	0	0	0	0
<b>Totals</b>	25:03	6/19	15/24	9/22	3/1	19	22	14	19	8	3	2	0	25	

Technical Fouls: NONE

## >> GAME 30

### TEXAS TECH 106, OKLAHOMA 94

March 7, 2020 • Norman • Lloyd Noble Center • FSOK

Texas Tech - 106		Record: 18-11 (7-11)													
NO. Name	Min	FG	3P	FT	Rebounds	Fouls	TP	AS	TO	ST	Blocks	PF	FD	+	
		M/A	M/A	M/A	OR DR TOT	FF					BS BA				
20 Britiany Brewer	F 37:10	6/15	0/2	4/6	6 6	12	2	5	18	0	2	2	4	0	14
34 Levi Gordon	F 28:14	8/13	6/10	0/0	11 5	6	2	3	22	1	2	0	0	0	6
00 Christyn Carr	G 36:14	9/16	1/4	4/7	0 2	2	2	5	23	11	4	5	0	0	10
3 Maki Jackson	G 29:20	3/3	0/0	0/1	2 4	6	3	2	6	3	1	1	1	0	18
15 Andrayah Adams	G 32:21	11/19	4/7	3/5	4 1	5	4	5	29	3	1	1	0	0	16
5 Jon'Neh Johnson	12:52	1/2	0/0	0/0	0 0	0	0	0	2	0	1	2	0	0	-5
35 Alexis Tucker	16:17	1/3	0/1	1/2	1 2	3	1	2	3	3	6	0	0	0	2
24 Nallah Dillard	07:32	1/4	1/3	0/0	0 1	1	0	0	0	1	1	0	0	0	-1
<b>Team</b>					2	0	2	0	0	0	0	0	0	0	0
<b>Totals</b>	41:75	12/27	12/21	16/21	16	21	37	16	22	108	23	19	9	5	0

Technical Fouls: NONE

OU - 96		Record: 20-7 (12-3)													
NO. Name	Min	FG	3P	FT	Rebounds	Fouls	TP	AS	TO	ST	Blocks	PF	FD	+	
		M/A	M/A	M/A	OR DR TOT	FF					BS BA				
33 Adetola Akomolafe	F 29:57	4/5	0/0	0/0	1 5	6	2	2	8	4	3	1	0	0	-38
10 Jaycee Bradley	G 21:15	5/11	3/8	0/0	0 3	3	0	13	1	4	3	0	2	0	-37
15 Jayde Woods	G 14:21	2/2	0/0	4/6	1 2	3	6	8	3	0	0	0	0	0	-22
20 Lauren Heard	G 28:39	8/12	3/4	2/2	3 4	1	2	23	5	3	1	0	0	0	-32
25 Kianna Ray	G 34:10	5/12	2/7	6/7	1 11	12	1	5	18	7	4	1	1	0	-28
22 Michelle Berry	14:00	2/3	1/1	0/0	1 3	4	1	5	11	2	6	0	0	0	-16
21 Alexandria Crain	23:33	2/7	0/1	3/4	1 1	2	3	3	7	5	1	1	0	1	-6
31 Ella Hellessey	09:24	1/6	1/5	0/0	1 1	2	0	3	1	1	1	0	0	0	-7
1 Ryan Payne	13:08	5/6	1/1	0/0	0 0	3	0	0	11	0	1	0	0	0	-13
15 Yummy Morris	03:46	0/0	0/0	0/0	0 2	0	0	0	1	1	0	0	0	0	-5
11 Madi Pull	02:56	0/1	0/1	0/0	0 0	0	0	0	0	1	1	0	0	0	-7
13 Tavy Diggs	02:34	0/0	0/0	0/0	0 1	1	0	0	0	0	0	0	0	0	-5
2 Becky Clamma	02:17	0/0	0/0	0/0	0 0	0	0	0	0	0	0	0	0	0	-5
<b>Team</b>					1 3	3	0	0	0	0	0	0	0	0	0
<b>Totals</b>	35:55	11/28	15/19	10/35	4/5	22	19	93	20	10	2	3	25		

Technical Fouls: NONE

Wahoma - 94		Record: 13-18 (5-13)													
NO. Name	Min	FG	3P	FT	Rebounds	Fouls	TP	AS	TO	ST	Blocks	PF	FD	+	
		M/A	M/A	M/A	OR DR TOT	FF					BS BA				
3 Mandy Simpson	F 25:51	4/6	0/0	0/0	2 5	7	4	0	8	0	3	1	0	0	-11
12 Gabby Gregory	G 32:49	8/9	2/4	0/0	0 3	3	1	14	5	4	0	0	0	0	-12
22 Ana Llanusa	G 30:23	3/13	2/6	5/6	4 0	4	4	13	2	6	0	2	0	0	-6
25 Madi Williams	G 33:50	10/16	1/1	3/3	1 9	10	3	2	24	1	6	1	0	0	-12
30 Taylor Robertson	G 36:28	7/14	4/10	2/2	1 2	3	1	4	20	3	2	0	0	0	-11
31 Aspen Willston	04:13	2/3	0/0	0/0	0 1	1	1	0	4	0	1	0	0	0	-3
0 Jessi Murcer	15:59	2/5	1/2	4/4	0 0	0	0	2	4	9	3	1	2	0	-2
21 Nydia Lampkin	09:10	0/0	0/0	2/2	2 3	5	4	1	2	1	1	0	0	0	-3
32 Tatum Veltnerheimer	03:02	0/0	0/0	0/0	0 0	0	0	0	0	0	0	2	2	0	0
34 Liz Scott	06:15	0/0	0/0	0/2	2 0	2	0	0	1	0	1	0	0	0	-1
<b>Team</b>					2	0	2	0	0	0	0	0	0	0	0
<b>Totals</b>	34:58	10/23	16/18	14/23	9/7	22	16	84	15	23	11	0	5	-12	

Technical Fouls: NONE

Biggest lead	OU		TCU		Points from Turnovers	OU	TCU	Period by Period Scoring				
	1st	2nd	3rd	4th					1st	2nd	3rd	4th
Biggest lead	3	(1 <sup>st</sup> 1:41)	37	(4 <sup>th</sup> 6:18)	17	18						
Best Scoring Run	8	(1 <sup>st</sup> 2:58)	10	(2 <sup>nd</sup> 5:44)	32	38						
Lead Changes	2		2		Second Chance							
Times Tied	4		4		Fast Breaks							
Time with Lead	02:18	35:58	Bench		14	26	TCU	25	19	25	25	96

Biggest lead	TTU		OU		Points from Turnovers	TTU	OU	Period by Period Scoring				
	1st	2nd	3rd	4th					1st	2nd	3rd	4th
Biggest lead	29	(3 <sup>rd</sup> 7:53)	0	(1 <sup>st</sup> 10:00)	26	20						
Best Scoring Run	10	(3 <sup>rd</sup> 9:33)	7	(3 <sup>rd</sup> 5:46)	46	30						
Lead Changes	0		0		Second Chance							
Times Tied	0		0		Fast Breaks							
Time with Lead	39:43	00:00	Bench		8	15	OU	24	14	30	26	94

Jame Notes: Estimated Attendance 1907 •







# INDIVIDUAL RECORDS

## »» CAREER

**Games:** 143, Jasmine Hartman, 2009-13  
**Conference Games:** 141, Danielle Robinson, 2008-11  
**Games Started:** 140, Danielle Robinson, 2008-11  
**Minutes:** 4,579, Danielle Robinson, 2008-11  
**Minutes Per Game:** 34.9, Phylasha Whaley, 1997-00  
**Points:** 2,729, Courtney Paris, 2006-09  
**Scoring Average:** 19.9, Courtney Paris, 2006-09  
**Rebounds:** 2,304, Courtney Paris, 2006-09  
**Rebounding Average:** 14.8, Courtney Paris, 2006-09  
**Field Goals:** 1,124, Courtney Paris, 2006-09  
**Field Goal Attempts:** 1,941, Courtney Paris, 2006-09  
**Field Goal Percentage (min. 1,000 attempts):** .559, Courtney Paris, 2006-09  
**3-Point Field Goals:** 376, Aaryn Ellenberg, 2011-14  
**3-Point Field Goal Attempts:** 975, Aaryn Ellenberg, 2011-14  
**3-Point Field Goal Percentage (min. 100 attempts):** .417 (88-211), Pam Pennon, 1995-96  
**Free Throws:** 693, LaNeisha Caufield, 1999-02  
**Free Throw Attempts:** 826, LaNeisha Caufield, 1999-02  
**Free Throw Percentage (min. 200 attempts):** .855 (282-330), Chelsi Welch, 2003-07  
**Assists:** 764, Stacey Dales, 1998-02  
**Blocked Shots:** 446, Courtney Paris, 2006-09  
**Steals:** 402, LaNeisha Caufield, 1999-02  
**Consecutive Double-Doubles:** 112, Courtney Paris  
**Consecutive Field Goals Made:** 16, Courtney Paris

## »» SEASON

**Games:** 38, seven players in 2010; Jasmine Hartman, Joanna McFarland, Danielle Robinson, Carlee Roethlisberger, Nyeshia Stevenson, Amanda Thompson  
**Games Started:** 38, four players in 2010; Abi Olajuwon, Danielle Robinson, Nyeshia Stevenson, Amanda Thompson  
**Minutes:** 1,354, Nyeshia Stevenson, 2009-10  
**Points:** 788, Courtney Paris, 2005-06  
**Scoring Average:** 23.5, Courtney Paris, 2006-07  
**Rebounds:** 539, Courtney Paris, 2005-06  
**Rebounding Average:** 15.9, Courtney Paris, 2006-07  
**Field Goals:** 331, Courtney Paris, 2005-06  
**Field Goal Attempts:** 558, Courtney Paris, 2006-07  
**Field Goal Percentage (min. 150 attempts):** .615 (225-366), Molly McGuire, 1982-83  
**3-Point Field Goals:** 131, Taylor Robertson, 2019-20  
**3-Point Field Goal Attempts:** 308, Taylor Robertson, 2019-20  
**3-Point Field Goal Percentage (min. 2 per game):** .494, (42-85), Pam Pennon, 1995-96  
**Consecutive 3-Point Field Goals Made:** 19, Erin Higgins (11/13/05 to 1/28/06)  
**Consecutive Games with 3-Point FG Made:** 38, Taylor Robertson, 2/13/19 to 3/7/20  
**Free Throws:** 191, LaNeisha Caufield, 2001-02  
**Free Throw Attempts:** 262, Courtney Paris, 2005-06  
**Consecutive FT Made:** 38, LaNeisha Caufield, (2001-02)  
**Free Throw Percentage (min. 60 attempts):** .929, (92-99), Chelsi Welch, 2005-06  
**Assists:** 248, Stacey Dales, 2000-01  
**Blocked Shots:** 119, Courtney Paris, 2005-06  
**Steals:** 135, LaNeisha Caufield, 2000-01

## »» GAME

**Minutes:** 50, Peyton Little vs. West Virginia, Feb. 4, 2017  
**Points:** 43, Courtney Paris vs. New Mexico, Dec. 30, 2006  
**Rebounds:** 26, Courtney Paris vs. Baylor, March 11, 2006  
**Field Goals:** 20, Courtney Paris vs. New Mexico, Dec. 30, 2006  
**Field Goal Attempts:** 34, Mary Lane vs. Simpson, Jan. 6, 1977; Carin Stites vs. Central Missouri State, Jan. 4, 1991  
**Field Goal Percentage (min. 10 attempts):** .928 (13-for-14), Kaylon Williams vs. Iowa State, Feb. 27, 2016  
**3-Point Field Goals:** 9, Taylor Robertson at Wichita State, Nov. 30, 2019; 9, Nyeshia Stevenson at Marist, Dec. 9, 2009; Carin Stites at Arkansas, Nov. 27, 1990 and vs. UTSA, Jan. 21, 1991  
**3-Point Field Goal Attempts:** 19, Taylor Robertson at Texas Tech, Jan. 22, 2020  
**Free Throws:** 18, Erin Schreiber vs. Arkansas, Jan. 3, 1981  
**Free Throw Attempts:** 19, Tami Rogers vs. Sam Houston State, Nov. 24, 1989; LaTrenda Phillips vs. Kansas, Jan. 14, 1987; Erin Schreiber vs. Arkansas, Jan. 3, 1981  
**Free Throw Percentage (min. 10 attempts):** 1.000 (16-for-16), Danielle Robinson at Okla. State, Feb. 6, 2010  
**Assists:** 19, Sharee Mitchum vs. Oral Roberts, Feb. 10, 1994  
**Blocked Shots:** 11, LaNae Jones vs. Southern, Dec. 29, 1993  
**Steals:** 11, Jacquetta Hurley vs. Missouri, Feb. 12, 1983; Pam Pennon vs. Oral Roberts, Dec. 20, 1995

## »» OPPONENT GAME

**Points:** 45, Kelsey Plum, Washington, Nov. 14, 2014  
 Andrea Riley, Oklahoma State, Jan. 12, 2008  
**Rebounds:** 36, Carol Moreland, New Mexico, Jan. 14, 1981  
**Field Goals:** 17, Patrice Hoskins, Miss. Valley State, Dec. 8, 1988  
**Field Goal Attempts:** 34, Andrea Riley, Oklahoma State, Feb. 6, 2010  
**Field Goal Percentage (min. 10 attempts):** 1.000 (11-for-11), Kacy Moffitt, Baylor, Feb. 1, 1998  
**3-Point Field Goals:** 9, Ahlise Hurst, New Mexico, Nov. 28, 2013  
 Odyssey Sims, Baylor, Feb. 27, 2011  
**3-Point Field Goal Attempts:** 18, Danielle Vigilonme, Texas, Dec. 7, 1994  
**Free Throws:** 17, Andrea Riley, Oklahoma State, Jan. 12, 2008  
**Free Throw Attempts:** 22, Kristin Anigwe, California, Dec. 20, 2016  
**Free Throw Percentage (min. 15 made):** 1.000 (16-for-16), Vickie Adkins, Kansas, Jan. 31, 1984  
**Assists:** 17, Niya Johnson, Baylor, Feb. 11, 2015  
**Steals:** 8, Coco Miller, Georgia, Dec. 11, 1997; Yvonne Anderson, Texas, Feb. 25, 2012  
**Blocked Shots:** 11, Brittney Griner, Baylor (twice), Jan. 13 2010 and Feb. 10, 2010



## » SEASON

**Games:** 38, 2009-10  
**Victories:** 32, 2001-02 and 2008-09  
**100-Point Games:** 4, 1983-84, 1985-86, and 1991-92  
**Consecutive 100-Point Games:** 3, 1991-92  
**Points:** 2,815 in 36 games, 2001-02  
**Scoring Average:** 84.5, 1984-85  
**Average Scoring Margin:** +17, 1984-85  
**Rebounds:** 1,613, 2005-06  
**Field Goals:** 1,086, 1983-84  
**Field Goal Attempts:** 2,372, 2009-10  
**Field Goal Percentage:** .495, 1984-85  
**3-Point Field Goals:** 251, 2010-11  
**3-Point Field Goal Attempts:** 713, 2010-11  
**3-Point Field Goal Percentage:** .380, 2000-01  
**Free Throws:** 582, 2001-02  
**Free Throw Attempts:** 778, 2001-02  
**Free Throw Percentage:** .769, 2010-11  
**Assists:** 667, 2000-01  
**Blocked Shots:** 211, 2008-09  
**Steals:** 421, 1984-85  
**Fewest Points Allowed:** 1546, 1976-77  
**Lowest Scoring Average Allowed:** 58.7, 2003-04  
**Fewest FG Allowed:** 646, 1976-77  
**Lowest FG Pct. Allowed:** .337, 2006-07

## » GAME

**Points:** 121, twice, Central Arkansas, Dec. 20, 2007; Prairie View A&M, Nov. 29, 1990  
**Points in Conference Game:** 108, Oklahoma State, Feb. 5, 1986  
**Points (Half):** 66, Midwestern, Jan. 16, 1984  
**Points (Quarter):** 37, Missouri State, Nov. 14, 2019  
**Halftime Deficit Overcame:** 26, California, Dec. 13, 2008  
**Halftime Deficit Overcame (Big 12):** 22, Kansas, Feb. 2, 2020  
**Field Goals:** 56, UT-Pan American, Nov. 25, 1988  
**Field Goals (Half):** 29, twice, Midwestern, Jan. 16, 1984; UT-Pan American, Nov. 25, 1988  
**Field Goal Attempts:** 96, twice, Midwestern, Jan. 16, 1984; UT-Pan American, Nov. 25, 1988  
**Field Goal Attempts (Half):** 55, vs. UT-Pan American, Nov. 25, 1988  
**Field Goal Percentage:** .672 (41-for-61), Kansas, Feb. 19, 1995  
**3-Point Field Goals:** 17, vs. Oregon, Nov. 24, 2012  
**3-Point Field Goals (Half):** 10, Kansas, Feb. 25, 1998  
**3-Point Field Goal Attempts:** 38, (twice) vs. New Mexico, Dec. 16, 2017; vs. Oregon, Nov. 24, 2012  
**3-Point Field Goal Attempts (Half):** 19, (twice) vs. New Mexico, Dec. 16, 2017; Texas Jan. 7, 1998  
**3-Point Field Goal Percentage (min. 5 attempts):** .857 (6-for-7), at Kansas, Jan. 24, 2001  
**Free Throws:** 35, (twice) vs. Texas A&M, Jan. 17, 2001; Louisville, Nov. 7, 2013  
**Free Throws Made (Half):** 27, Stephen F. Austin, Dec. 28, 1998  
**Free Throw Attempts:** 51, Coppin State, Nov. 29, 1998  
**Consecutive Free Throws Made:** 18, three times Marist, March 20, 2004; Missouri, Feb. 22, 1986; UNLV, Dec. 8, 1990  
**Consecutive Free Throws (Half):** 16 (twice), vs. Missouri, Feb. 22, 1986; vs. UNLV, Dec. 8, 1990  
**Rebounds:** 75, vs. Cameron, Nov. 30, 1982  
**Rebounds (Half):** 38, vs. Cameron, Nov. 30, 1982  
**Assists:** 35, vs. Oklahoma City, Feb. 9, 1983



» Caton Hill and the 2001-02 Sooners set the school record for points in a season with 2,815 in 36 contests. The team averaged 78.2 points per game and was national runner-up (32-4 record).

**Assists (Half):** 17, vs. Oklahoma City, Feb. 9, 1983  
**Blocked Shots:** 15, vs. Texas March 7, 2007  
**Blocked Shots (Half):** 9, vs. Kansas, Feb. 1, 2017  
**Steals:** 28, vs. Missouri, Feb. 5, 1995  
**Steals (Half):** 17, vs. Missouri, Feb. 5, 1995  
**Fewest Points Allowed:** 25, N.C. Central, Jan. 4, 2009  
**Fewest Points Allowed (Half):** 10, second half, N.C. Central, Jan. 4, 2009  
**Fewest Field Goals Allowed:** 8, vs. Tulsa, Dec. 15, 1985  
**Fewest Field Goals Allowed (Half):** 3, vs. Tulsa, Dec. 15, 1985  
**Lowest Field Goal Percentage:** .143 (4-of-28), Texas A&M, Jan. 26, 2002

## » OPPONENT GAME

**Points:** 111, DePaul, Nov. 13, 2017  
**Field Goals:** 50, Missouri, Jan. 22, 1984  
**Field Goal Attempts:** 91, Kansas, Feb. 3, 1990; UC-Santa Barbara, Dec. 12, 1990  
**Field Goal Percentage:** .725 (50-for-69), Missouri, Jan. 22, 1983  
**3-Point Field Goals:** 19, DePaul, Nov. 13, 2017  
**3-Point Field Goal Attempts:** 45, DePaul, Nov. 13, 2017  
**3-Point Field Goal Percentage (min. 5 made):** .769 (10-for-13), Connecticut, Dec. 29, 1999  
**Free Throws:** 38, BYU, Dec. 30, 1989; Colorado, Jan. 27, 1987  
**Free Throw Attempts:** 53, Kentucky, Nov. 28, 2014  
**Free Throw Percentage (min. 20 made):** 1.000 (21-for-21), Missouri, Jan. 28, 2004  
**Rebounds:** 77, New Mexico, Jan. 14, 1978  
**Assists:** 33, Baylor, Feb. 22, 2020  
**Blocked Shots:** 14, New Mexico, Nov. 28, 2018  
**Steals:** 20, Baylor, Jan. 13, 2001; Colorado, Jan. 8, 1995



# LLOYD NOBLE CENTER RECORDS

## » OKLAHOMA TEAM

**Points:** 121, twice, Prairie View A&M, Nov. 27, 1990; Central Arkansas, Dec. 20, 2007  
**Field Goals:** 56, Texas Pan-American, Nov. 25, 1988  
**Field Goal Attempts:** 96, twice, Texas Pan-American, Nov. 25, 1988; Midwestern, Jan. 18, 1994  
**Field Goal Pct.:** .672, Kansas, Feb. 19, 2005  
**3-Point Field Goals:** 16, Oklahoma State, March 7, 2010  
**3-Point Field Goal Att.:** 33, Western Kentucky, Nov. 9, 2018; Iowa State, Jan. 29, 2005  
**3-Point Field Goal Pct. (min. 5 made):** .714 (6-for-7) Kansas, Jan. 19, 1996  
**Free Throws:** 35, Texas A&M, Jan. 17, 2001  
**Free Throw Attempts:** 46, Colorado, Feb. 15, 1986  
**Free Throw Pct. (min. 20 made):** .928 (26-of-28), Southwest Missouri State, Dec. 3, 1997  
**Rebounds:** 75, Cameron, Nov. 30, 1982  
**Assists:** 30, Oklahoma State, Feb. 5, 1986  
**Blocked Shots:** 15, Texas, March 7, 2007  
**Steals:** 28, Missouri, Feb. 5, 1995

## » OKLAHOMA INDIVIDUAL

**Points:** 41, Courtney Paris, vs. Oklahoma State, Feb. 4, 2007  
**Field Goals:** 16, Courtney Paris, vs. Okla. State, Feb. 4, 2007  
**Field Goal Attempts:** 34, Carin Stites, Central Missouri State Jan. 4, 1991  
**Field Goal Pct. (min. 10 made):** .928, (13-of-14) Kaylon Williams, Iowa State, Feb. 27, 2016  
**3-Point Field Goals:** 9, Carin Stites, vs. UTSA, Jan. 21, 1991  
**3-Point Field Goal Attempts:** 16, Ana Llanusa, vs. New Mexico, Dec. 16 2017  
**3-Point Field Goal Pct. (min. 5 made):** .833, (5-for-6) Gabbi Ortiz, vs. Kansas, Jan. 24, 2018  
**Free Throws:** 15, Tami Rogers vs. Sam Houston State, Nov. 24, 1989  
**Free Throws Attempts:** 19, twice, LaTrenda Phillips vs. Kansas, Jan. 14, 1987; Tami Rogers vs. Sam House State, Nov. 24, 1989  
**Free Throws Pct. (min. 10 attempts):** 1.000 (14-for-14) LaNeisha Cauffman vs. Texas A&M, Jan. 31, 2001  
**Rebounds:** 25, Cathy Bassett vs. Central Missouri State, Jan. 4, 1991  
**Assists:** 19, Sharee Mitchum, vs. Oral Roberts, Feb. 10, 1994  
**Blocked Shots:** 11, LaNae Jones vs. Southern, Dec. 29, 1993  
**Steals:** 11, Jacquetta Hurley vs. Missouri, Feb. 11, 1983



» Kaylon Williams set the Lloyd Noble Center record for field goal percentage in her final home game against Iowa State on Feb. 27, 2016. She finished 13-of-14 (.929) from the floor with 32 points.

## » OPPONENT TEAM

**Points:** 109, Missouri, Feb. 25, 1983  
**Field Goals:** 41, Missouri, Feb. 25, 1983  
**Field Goal Attempts:** 91, Kansas, Feb. 3, 1990  
**Field Goal Pct.:** .640, Missouri, Feb. 7, 1987  
**3-Point Field Goals:** 14, Kansas State, Feb. 10, 2019  
**3-Point Field Goal Att.:** 32, Sacramento State, Nov. 13, 2011  
**3-Point Field Goal Pct. (min. 5 made):** .769, (10-for-13) Sacramento State, Nov. 13, 2011  
**Free Throws:** 34, Oral Roberts, Dec. 2, 1987  
**Free Throw Attempts:** 43, Oklahoma State, Feb. 5, 1986  
**Free Throw Pct. (min. 15 made):** .947 (18-for-19) Nebraska, Feb. 5, 2000  
**Rebounds:** 65, Arkansas, Dec. 12, 1989  
**Assists:** 23, Drake, Dec. 17, 2019; Texas Tech, March 7, 2020; Baylor, twice, Feb. 27, 2017 and Feb. 25, 2013  
**Blocked Shots:** 11, twice, Stanford, March 19, 2001; Baylor, Feb. 10, 2010  
**Steals:** 18, Missouri, Feb. 4, 1984

## » OPPONENT INDIVIDUAL

**Points:** 45, Kelsey Plum, Washington, Nov. 14, 2014  
**Field Goals:** 17, Patrice Hoskins, Miss. Valley State, Dec. 8, 1988  
**Field Goal Attempts:** 28, twice, Alicia Hulbert, Tulsa, Feb. 10, 1978; Andrea Riley, Oklahoma State, Feb. 28, 2009  
**Field Goal Pct. (min. five made):** 1.000 (10-for-10), Ayana Mitchell, LSU, Dec. 7, 2019  
**3-Point Field Goals:** 8, Rachel Ranke, Kansas State, Feb. 10, 2019; Tara Gunderson, Iowa State, Jan. 7, 1996  
**3-Point Field Goal Attempts:** 18, Danielle Vigilone, Texas Dec. 7, 1994  
**3-Point Field Pct. (min. 5 made):** 1.000 (5-for-5) Kristin Rethman, Kansas State, Feb. 14, 2001  
**Free Throws:** 16, Vickie Adkins, Kansas, Jan. 31, 1984  
**Free Throw Attempts:** 18, Nikki Smith, Missouri, Feb. 15, 1995  
**Free Throw Pct. (min five made):** 1.000 (16-for-16) Vickie Adkins, Kansas, Jan. 31, 1984  
**Rebounds:** 20, Clinette Jordan, Oklahoma State, Jan. 21, 1987; Sharon Upshaw, Drake, Jan. 14, 1977  
**Assists:** 11, Alexis Jones, Baylor, Feb. 22, 2016; Chrislyn Carr, Texas Tech, March 7, 2020  
**Blocked Shots:** 11, Brittney Griner, Baylor, Feb. 10, 2010  
**Steals:** 8, Coco Miller, Georgia, Dec. 11, 1987



» Ashley Paris was one of eight Sooners to score in double figures in OU's 121-48 win over Central Arkansas on Dec. 20, 2007. The Sooners' 121 points tied the single-game program record.



# SINGLE-GAME HIGHS



## » POINTS

- 43..... Courtney Paris .....New Mexico .....Dec. 30, 2006
- 41..... Courtney Paris .....Oklahoma State ..... Feb. 4, 2007
- 40..... Phylesha Whaley.....Arkansas..... March 14, 1999
- 38..... Phylesha Whaley.....Texas..... Jan. 17, 1998
- 37..... Aaryn Ellenberg .....Texas.....Jan. 8, 2014
- 37..... Jacquetta Hurley.....Kansas State.....1985
- 37..... Jacquetta Hurley.....Nebraska.....1984
- 37..... Molly McGuire.....Oral Roberts .....1982
- 36..... Aaryn Ellenberg .....DePaul.....March 19, 2014
- 36..... Danielle Robinson.....Oklahoma State .....Feb. 6, 2010
- 36..... Courtney Paris .....Iowa State .....March 8, 2006
- 36..... Phylesha Whaley.....Nebraska ..... Feb. 14, 1998
- 36..... Carin Stites .....UTSA.....Jan. 21, 1991
- 36..... Molly McGuire.....Oral Roberts .....1983
- 35..... Ana Llanusa .....Iowa State .....Jan. 19, 2019
- 34..... Aaryn Ellenberg .....Ohio State .....Dec. 5, 2010
- 33..... Ana Llanusa .....Kansas State .....Feb. 10, 2019
- 33..... Shaina Pellington.....Western Kentucky ..... Nov. 9, 2018
- 33..... Vionise Pierre-Louis.....West Virginia.....Feb. 4, 2017
- 33..... Aaryn Ellenberg .....Baylor .....Jan. 26, 2013
- 33..... Danielle Robinson.....Texas A&M.....Jan. 23, 2011
- 33..... LaNeisha Caufield.....Montana State .....Dec. 8, 2001
- 33..... Phylesha Whaley.....BYU .....March 18, 2000
- 33..... Pam Pennon .....Iowa State .....Feb. 27, 1996

## » REBOUNDS

- 26..... Courtney Paris .....Baylor .....March 11, 2006
- 25..... Courtney Paris .....New Mexico .....Dec. 30, 2006
- 25..... Cathy Bassett.....Cent. Missouri State .....Jan. 4, 1991
- 24..... Courtney Paris .....South Carolina .....Dec. 30, 2007
- 23..... Ashley Paris .....Missouri..... March 11, 2008
- 22..... Courtney Paris .....Texas Tech.....Feb. 27, 2008
- 22..... Courtney Paris .....Tulsa.....Dec. 8, 2007
- 22..... Courtney Paris .....North Texas.....Nov. 27, 2007
- 22..... Courtney Paris .....UCLA .....Dec. 5, 2005
- 21..... Courtney Paris .....Texas.....Jan. 25, 2009
- 21..... Courtney Paris .....Iowa State .....March 10, 2007
- 21..... Courtney Paris .....Central Michigan .....Dec. 21, 2005
- 21..... Courtney Paris .....Missouri.....Feb. 25, 2007
- 21..... Courtney Paris .....Michigan State .....Dec. 21, 2005
- 21..... Molly McGuire.....Wichita State .....Dec. 10, 1979
- 20..... Vionise Pierre-Louis.....Oklahoma State .....Jan. 20, 2018
- 20..... Courtney Paris .....Nebraska .....Jan. 10, 2009
- 20..... Courtney Paris .....Arizona State .....Nov. 21, 2008
- 20..... Courtney Paris .....Missouri..... March 11, 2008
- 20..... Courtney Paris .....Ole Miss .....March 25, 2007
- 20..... Courtney Paris .....Texas A&M.....Jan. 27, 2007
- 20..... Courtney Paris .....Texas.....Feb. 15, 2006
- 20..... Courtney Paris .....SMU.....Nov. 13, 2005
- 20..... Desiree Taylor .....Oral Roberts .....Dec. 15, 1996

## » ASSISTISTS

- 19..... Sharee Mitchum .....Oral Roberts .....Feb. 10, 1994
- 16..... Dionnah Jackson .....Texas A&M .....Jan. 22, 2005
- 15..... Viki Streets .....Colorado.....1985
- 14..... Stacey Dales.....SMU .....Jan. 9, 2000
- 14..... Shonika Breedlove.....Texas A&M .....Jan. 21, 1998
- 13..... Stacey Dales.....Baylor.....Feb. 21, 2001
- 13..... Margaret McKeon.....UT-Arlington .....Dec. 8, 1986
- 12..... Mandy Simpson.....Kansas .....Feb. 2, 2020
- 12..... Morgan Hook .....TCU .....Jan. 9, 2013
- 12..... Danielle Robinson.....Tennessee .....Feb. 2, 2009
- 12..... LaNeisha Caufield.....Iowa State.....Jan. 6, 2001
- 12..... Stacey Dales.....Kansas State .....Feb. 14, 2001
- 12..... Stacey Dales.....BYU..... March 12, 2000
- 12..... Sharee Mitchum .....Utah.....Dec. 2, 1994
- 12..... Margaret McKeon.....Oral Roberts .....Dec. 10, 1988
- 11..... Jessi Murcer .....Texas Tech..... March 5, 2019
- 11..... Gileysa Penzo.....New Mexico .....Dec. 16, 2017
- 11..... Morgan Hook .....Stetson .....Nov. 8, 2013
- 11..... Danielle Robinson.....Miami.....March 22, 2011
- 11..... Danielle Robinson.....Milwaukee.....Nov. 13, 2010
- 11..... Dionnah Jackson .....Colorado.....Feb. 18, 2004
- 11..... Stacey Dales.....San Diego .....Dec. 21, 1999
- 11..... Sharee Mitchum .....Kansas .....March 5, 1995
- 11..... Sharee Mitchum .....Arkansas .....Jan. 25, 1994
- 11..... Sharee Mitchum .....Texas .....Nov. 30, 1993
- 11..... Sharee Mitchum .....Iowa State.....Jan. 8, 1993

## » BLOCKS

- 11..... LaNae Jones .....Southern .....Dec. 29, 1993
- 10..... Courtney Paris .....Texas Texas .....March 1, 2006
- 9..... Vionise Pierre-Louis.....Gonzaga .....March 18, 2017
- 9..... Nicole Griffin.....Texas.....Jan. 21, 2012
- 8..... Nancy Mulkey .....Kansas.....Dec. 29, 2016
- 8..... Courtney Paris .....Texas.....Feb. 3, 2008
- 7..... Nancy Mulkey .....Kansas.....Feb. 1, 2017
- 7..... Vionise Pierre-Louis.....Purdue.....March 19, 2016
- 7..... Courtney Paris .....Texas Tech.....Jan. 18, 2006
- 7..... Courtney Paris .....Arizona State .....Nov. 22, 2007
- 7..... Courtney Paris .....Missouri.....March 11, 2008
- 7..... Courtney Paris .....Baylor .....Jan. 28, 2009

## » STEALS

- 11..... Pam Pennon .....Oral Roberts .....Dec. 20, 1995
- 11..... Jacquetta Hurley.....Missouri .....Feb. 12, 1983
- 10..... Maddie Manning.....Portland State .....Dec. 21, 2016
- 10..... Sharee Mitchum .....Michigan.....Dec. 28, 1993
- 10..... Pam Pennon .....Iowa State.....Jan. 7, 1996
- 9..... Caton Hill .....Tulsa .....Nov. 29, 1999
- 9..... LaNeisha Caufield.....Nebraska.....Feb. 7, 2001
- 9..... Dionnah Jackson.....Iowa .....Nov. 27, 2004
- 9..... Aaryn Ellenberg .....Kansas State .....Jan. 17, 2012
- 8..... Ana Llanusa.....UAB .....Nov. 11, 2019
- 8..... Maddie Manning.....Texas Tech.....Jan. 10, 2018
- 8..... LaNeisha Caufield.....Texas .....Nov. 11, 2001
- 8..... Amanda Thompson.....Nebraska .....Jan. 16, 2008
- 8..... Danielle Robinson.....Milwaukee.....Nov. 13, 2010



# 30-POINT GAMES

## » 30-POINT GAMES

### ANGIE ALEXANDER (1)

Pts.	Opponent	Date
30	Iowa State	Dec. 30, 1991

### LANEISHA CAUFIELD (3)

Pts.	Opponent	Date
32	Missouri	Feb. 27, 1999
33	Montana State	Dec. 8, 2001
30	Villanova	March 18, 2002

### STACEY DALES (1)

Pts.	Opponent	Date
30	Missouri	Feb. 23, 2002

### AARYN ELLENBERG (5)

Pts.	Opponent	Date
34	Ohio State	Dec. 5, 2010
31	Kansas State	Jan. 17, 2012
33	Baylor	Jan. 26, 2013
37	Texas	Jan. 8, 2014
36	DePaul	March 22, 2014

### GABBY GREGORY (1)

Pts.	Opponent	Date
30	Baylor	Feb. 22, 2020

### ANGI GUFFY (1)

Pts.	Opponent	Date
30	Kansas State	Feb. 19, 1993

### JACQUETTA HURLEY (2)

Pts.	Opponent	Date
37	Nebraska	March 3, 1984
37	Kansas State	Jan. 26, 1985

### DALE IVEY (1)

Pts.	Opponent	Date
36	Colorado	1988

### DIONNAH JACKSON (1)

Pts.	Opponent	Date
30	Baylor	Feb. 9, 2005

### PEYTON LITTLE (1)

Pts.	Opponent	Date
30	Kansas State	Feb. 21, 2015

### ANA LLANUSA (4)

Pts.	Opponent	Date
30	Missouri State	Nov. 14, 2019
31	Baylor	Feb. 16, 2019
33	Kansas State	Feb. 10, 2019
35	Iowa State	Jan. 19, 2019

### MOLLY MCGUIRE (2)

Pts.	Opponent	Date
37	Oral Roberts	1982
37	Oral Roberts	1983

### GABBI ORTIZ (1)

Pts.	Opponent	Date
31	South Florida	Dec. 9, 2017

### COURTNEY PARIS (13)

Pts.	Opponent	Date
30	Iowa	Nov. 25, 2005

32	Texas	Jan. 25, 2006
31	Baylor	Feb. 12, 2006
36	Iowa State	March 8, 2006
30	BYU	March 20, 2006
43	New Mexico	Dec. 30, 2006
32	Baylor	Jan. 10, 2007
41	Oklahoma State	Feb. 4, 2007
32	Kansas	Feb. 21, 2007
33	Missouri	Feb. 25, 2007
31	Ole Miss	March 25, 2007
30	Colorado	Feb. 9, 2008
30	Missouri	March 11, 2008

### PAM PENNON (1)

Pts.	Opponent	Date
33	Iowa State	Jan. 7, 1996

### VIONISE PIERRE-LOUIS (1)

Pts.	Opponent	Date
33	West Virginia	Feb. 4, 2017
32	Oregon	Nov. 25, 2017

### TAYLOR ROBERTSON (3)

Pts.	Opponent	Date
30	Wichita State	Nov. 30, 2019
31	West Virginia	Jan. 15, 2020
31	Kansas	Feb. 2, 2020

### DANIELLE ROBINSON (4)

Pts.	Opponent	Date
31	Arkansas	Dec. 5, 2009
36	Oklahoma State	Feb. 6, 2010
30	Texas	Jan. 16, 2011
33	Texas A&M	Jan. 26, 2011

### TAMI ROGERS (3)

Pts.	Opponent	Date
33	ULM	Dec. 2, 1989
30	Texas A&M	Dec. 5, 1989
31	Nebraska	Jan. 31, 1990

### NYESHIA STEVENSON (2)

Pts.	Opponent	Date
32	Marist	Dec. 9, 2009
31	Kentucky	March 30, 2010

### CARIN STITES (2)

Pts.	Opponent	Date
33	Cent. Missouri State	Jan. 4, 1991
36	UTSA	Jan. 21, 1991

### MARIA VILLARROEL (3)

Pts.	Opponent	Date
31	Sam Houston St.	Nov. 26, 2002
30	Fordham	Nov. 29, 2002
31	Missouri	Feb. 26, 2003

### MANDY WADE (1)

Pts.	Opponent	Date
30	Oklahoma State	Feb. 26, 1995

### PHYLESHA WHALEY (10)

Pts.	Opponent	Date
31	Georgia	Dec. 11, 1997
30	Texas A&M	Jan. 3, 1998
38	Texas	Jan. 17, 1998
30	Texas A&M	Jan. 21, 1998
30	Texas Tech	Feb. 11, 1998

36	Nebraska	Feb. 14, 1998
30	Jackson State	Dec. 7, 1998
40	Arkansas	March 14, 1999
31	Texas	Feb. 16, 2000
33	BYU	March 18, 2000

### KAYLON WILLIAMS (1)

Pts.	Opponent	Date
32	Iowa State	Feb. 27, 2016

## » CAREER

No. Player	Years
13	Courtney Paris 2006-09
10	Phylesha Whaley 1997-00
5	Aaryn Ellenberg 2011-14
4	Danielle Robinson 2008-11
4	Ana Llanusa 2018-pres.
3	LaNeisha Caufield 1999-02
3	Taylor Robertson 2018-pres.
3	Tami Rogers 1987, 89-90
3	Maria Villarroel 2002-03
2	Jacquetta Hurley 1983-86
2	Molly McGuire 1980-83
2	Vionise Pierre-Louis 2015-18
2	Nyeshia Stevenson 2007-10
2	Carin Stites 1991-92
1	Shaina Pellington 2018-19
1	Angie Alexander 1989-92
1	Stacey Dales 1998-02
1	Gabby Gregory 2019-pres.
1	Angi Guffy 1992-95
1	Dale Ivey 1987-88
1	Dionnah Jackson 2002-05
1	Peyton Little 2014-17
1	Gabbi Ortiz 2015-18
1	Pam Pennon 1995-96
1	Mandy Wade 1992-95
1	Kaylon Williams 2012-16

## » SEASON

No. Player	Year
6	Courtney Paris 2006-07
6	Phylesha Whaley 1997-98
5	Courtney Paris 2005-06
3	Taylor Robertson 2019-20
3	Ana Llanusa 2018-19
3	Tami Rogers 1989-90
3	Maria Villarroel 2002-03

## » CONSECUTIVE

No. Player	Dates
2	Courtney Paris Feb. 21-25, 2007
2	Maria Villarroel Nov. 26-29, 2002
2	Phylesha Whaley Feb. 11-14, 1998
2	Phylesha Whaley Jan. 17, 1998
2	Tami Rogers Dec. 2-5, 1989

# 20-REBOUND/10-ASSIST GAMES



## » 20-REBOUND GAMES

### CATHY BASSETT (1)

Reb.	Opponent	Date
25	Cent. Missouri State	Jan. 4, 1991

### MOLLY MCGUIRE (1)

Reb.	Opponent	Date
21	Wichita State	Dec. 10, 1979

### COURTNEY PARIS (19)

Reb.	Opponent	Date
20	SMU	Nov. 13, 2005
22	UCLA	Dec. 5, 2005
21	Michigan State	Dec. 21, 2005
20	Texas	Feb. 15, 2006
26	Baylor	March 11, 2006
25	New Mexico	Dec. 30, 2006
20	Texas A&M	Jan. 27, 2007
21	Missouri	Feb. 25, 2007
21	Iowa State	March 10, 2007
20	Ole Miss	March 25, 2007
22	North Texas	Nov. 27, 2007
22	Tulsa	Dec. 8, 2007
24	South Carolina	Dec. 30, 2007
22	Texas Tech	Feb. 27, 2008
20	Missouri	March 11, 2008
20	Arizona State	Nov. 21, 2008
20	Nebraska	Jan. 10, 2009
21	Texas	Jan. 25, 2009
24	Texas Tech	Feb. 17, 2009

### ASHLEY PARIS (1)

Reb.	Opponent	Date
23	Missouri	March 11, 2008

### VIONISE PIERRE-LOUIS (1)

Reb.	Opponent	Date
20	Oklahoma State	Jan. 20, 2018

### DESIREE TAYLOR (1)

Reb.	Opponent	Date
20	Oral Roberts	Dec. 15, 1996

## » CAREER

No.	Player	Years
19	Courtney Paris	2006-09
1	Cathy Bassett	1990-91
1	Molly McGuire	1980-83
1	Ashley Paris	2006-09
1	Vionise Pierre-Louis	2015-18
1	Desiree Taylor	1998-01

## » SEASON

No.	Player	Year
5	Courtney Paris	2005-06
5	Courtney Paris	2006-07
5	Courtney Paris	2007-08
4	Courtney Paris	2008-09



» Mandy Simpson's 12 assists at Kansas on Feb. 2, 2020 tied for the most by an OU player since Morgan Hook (12) in 2013.

## » 10-ASSIST GAMES

### ANGIE ALEXANDER (1)

Ast.	Opponent	Date
10	UTSA	Jan. 21, 1991

### SHONIKA BREEDLOVE (1)

Ast.	Opponent	Date
10	Texas A&M	Jan. 21, 1998

### BRITNEY BROWN (2)

Ast.	Opponent	Date
10	South Carolina	Dec. 7, 2006
10	BYU	March 20, 2006

### LANEISHA CAUFIELD (1)

Ast.	Opponent	Date
10	Oral Roberts	Nov. 18, 2000

### STACEY DALES (8)

Ast.	Opponent	Date
10	UTSA	Nov. 23, 1998
11	San Diego	Feb. 21, 1999
10	Sam Houston State	Dec. 2, 1999
12	BYU	March 18, 2000
14	SMU	Dec. 9, 2000
10	Wichita State	Nov. 29, 2001
12	Kansas State	Feb. 14, 2001
13	Baylor	Feb. 21, 2001

### MORGAN HOOK (4)

Ast.	Opponent	Date
12	TCU	Jan. 9, 2013
10	Oklahoma State	Feb. 10, 2013
10	UCLA	Nov. 24, 2013
11	Stetson	Nov. 8, 2013

### DIONNAH JACKSON (4)

Ast.	Opponent	Date
10	Texas	Jan. 29, 2003
11	Colorado	Feb. 18, 2004
10	Tulsa	Dec. 4, 2004
16	Texas A&M	Jan. 22, 2005

### SHAREE MITCHUM (15)

Ast.	Opponent	Date
16	Oklahoma State	Feb. 20, 1992
11	Iowa State	Jan. 8, 1993
10	Prairie View A&M	Jan. 14, 1993
11	Texas	Nov. 30, 1993
13	Texas A&M	Dec. 18, 1993
13	Texas Tech	Dec. 21, 1993
10	Michigan	Dec. 28, 1993
10	Kansas	Jan. 21, 1994
11	Arkansas	Jan. 25, 1994
14	Colorado	Feb. 27, 1994
14	New Mexico State	March 24, 1994
14	Pittsburgh	March 25, 1994
12	Utah	Dec. 2, 1994
11	Kansas	March 5, 1995

### JESSI MURCER (1)

Ast.	Opponent	Date
11	Texas Tech	March 5, 2019

### GILEYSA PENZO (2)

Ast.	Opponent	Date
11	New Mexico	Dec. 16, 2018
10	DePaul	March 16, 2019

### PAM POSEY (1)

Ast.	Opponent	Date
10	Prairie View A&M	Dec. 12, 1990

### DANIELLE ROBINSON (9)

Ast.	Opponent	Date
10	Creighton	Dec. 3, 2008
10	CSU-Bakersfield	Dec. 12, 2008
10	Tulsa	Dec. 21, 2008
10	Texas A&M	Jan. 18, 2009
12	Tennessee	Feb. 2, 2009
10	Louisville	April 5, 2009
10	Tennessee	Jan. 3, 2010
11	Milwaukee	Nov. 13, 2010
11	Miami (Fla.)	March 22, 2011

### MANDY SIMPSON (1)

Ast.	Opponent	Date
12	Kansas	Feb. 2, 2020

## » CAREER

No.	Player	Years
15	Sharee Mitchum	1992-95
9	Danielle Robinson	2008-11
8	Stacey Dales	1998-02
4	Morgan Hook	2011-14
4	Dionnah Jackson	2002-05

## » SEASON

No.	Player	Year
9	Sharee Mitchum	1993-94
6	Danielle Robinson	2008-09
4	Stacey Dales	2000-01
2	Gileysa Penzo	2017-18

## » CONSECUTIVE

No.	Player	Dates
3	Sharee Mitchum	Dec. 18-28, 1993
2	Sharee Mitchum	March 24-25, 1994



# SINGLE-SEASON HIGHS

## » POINTS PER GAME

1.	84.5	1984-85
2.	83.7	1983-84
3.	83.2	1982-83
4.	82.6	1985-86
5.	81.9	2000-01
6.	80.9	1991-92
7.	79.8	1993-94
8.	79.4	1989-90
9.	79.0	1999-00
10.	78.9	1988-89

## » POINTS

1.	2,815	2001-02
2.	2,803	2008-09
3.	2,783	2000-01
4.	2,748	2005-06
5.	2,725	2009-10
6.	2,679	1983-84
7.	2,653	2010-11
8.	2,607	1999-00
9.	2,560	1985-86
10.	2,557	2013-14

## » REBOUNDS

1.	1,613	2005-06
2.	1,611	2008-09
3.	1,557	2009-10
4.	1,539	2006-07
5.	1,443	1983-84
6.	1,411	2001-02
7.	1,402	2000-01
8.	1,389	2007-08
9.	1,381	1981-82
10.	1,374	2011-12

## » ASSISTS

1.	677	2000-01
2.	624	2001-02
3.	617	1999-00
4.	605	2005-06
5.	604	2011-12
6.	591	2008-09
7.	575	1993-94
8.	550	1985-86
9.	548	1982-83
10.	538	1984-85

## » STEALS

1.	421	1984-85
2.	402	2001-02
3.	394	1985-86
4.	387	2000-01
5.	369	1994-95
6.	368	1991-92
7.	343	1983-84
8.	333	1989-90
9.	330	1999-00
10.	316	1982-83

## » BLOCKS

1.	211	2008-09
2.	200	2005-06
3.	192	2006-07
4.	190	2016-17
5.	189	2007-08
6.	142	2017-18
7.	141	1992-93
8.	137	2011-12
9.	121	1994-95
10.	116	2013-14

## » FIELD GOALS

1.	1,086	1983-84
2.	1,085	2008-09
3.	1,049	1984-85
4.	1,039	1985-86
5.	1,029	2005-06
6.	1,022	2009-10
7.	1,015	2000-01
8.	1,011	2001-02
9.	952	2006-07
10.	947	1999-00

## » FIELD GOAL ATTEMPTS

1.	2,372	2009-10
2.	2,308	2008-09
3.	2,259	1983-84
4.	2,214	2001-02
5.	2,202	2010-11
6.	2,182	1985-86
7.	2,180	2005-06
8.	2,151	1989-90
9.	2,134	2000-01
10.	2,119	1984-85

## » FIELD GOAL PCT.

1.	495	1984-85
2.	481	1983-84
3.	480	1999-00
4.	476	2000-01
	476	1985-86
6.	474	1993-94
7.	472	2005-06
8.	470	2008-09
9.	469	1980-81
10.	469	2006-07

## » 3-POINT FIELD GOALS

1.	251	2010-11
2.	242	2019-20
3.	230	2014-15
4.	220	2016-17
5.	217	2013-14
6.	214	2005-06
7.	211	2001-02
8.	207	2000-01
9.	205	2015-16
10.	202	2011-12

## » 3-POINT FG ATTEMPTS

1.	713	2010-11
2.	664	2019-20
3.	662	2013-14
4.	660	2014-15
5.	651	2015-16
6.	643	2016-17
7.	615	2005-06
8.	603	2009-10
9.	598	2003-04
10.	589	2017-18

## » 3-POINT FG PCT.

1.	397	1987-88
2.	380	2000-01
3.	366	2018-19
	366	1999-00
5.	364	2001-02
	364	2019-20
6.	361	1993-94
7.	360	2006-07
8.	353	1991-92
9.	352	2010-11

## » FREE THROWS

1.	592	2013-14
2.	582	2001-02
3.	553	1998-99
4.	547	1999-00
5.	546	2000-01
6.	522	2010-11
7.	520	1981-82
8.	507	1983-84
9.	500	2011-12
10.	494	1980-81
	494	2009-10

## » FREE THROW ATTEMPTS

1.	791	2013-14
2.	778	2001-02
3.	777	1981-82
4.	767	1998-99
5.	761	2000-01
6.	756	1982-83
7.	737	2005-06
8.	731	1999-00
9.	725	1983-84
10.	700	2002-03

## » FREE THROW PCT.

1.	769	2010-11
2.	748	2013-14
	748	2001-02
	748	1999-00
5.	740	2011-12
6.	737	2009-10
7.	736	2016-17
8.	729	2003-04
9.	724	2004-05
10.	722	2019-20

## » GAMES PLAYED

1.	38	2009-10
2.	37	2008-09
3.	36	2005-06
	36	2001-02
5.	35	2010-11
6.	34	2000-01
	34	2011-12
8.	33	Eight times

## » MINUTES PLAYED

1.	7,700	2009-10
2.	7,400	2008-09
3.	7,225	2005-06
	7,225	2001-02
5.	6,900	2000-01
6.	6,825	2011-12
7.	6,727	2014-15
8.	6,675	2016-17
	6,675	2013-14
10.	6,656	2006-07

# SINGLE-SEASON LEADERS



## » POINTS

Player	Pts.	Season
1. Courtney Paris	788	2005-06
2. Courtney Paris	775	2006-07
3. Phylesha Whaley	686	1999-00
4. Aaryn Ellenberg	654	2012-13
5. Danielle Robinson	642	2010-11
6. Danielle Robinson	639	2009-10
7. LaNeisha Caufield	626	2001-02
8. Stacey Dales	611	2001-02
9. Courtney Paris	588	2008-09
10. Aaryn Ellenberg	580	2013-14

## » POINTS PER GAME

Player	PPG	Season
1. Courtney Paris	23.5	2006-07
2. Courtney Paris	21.9	2005-06
3. Phylesha Whaley	20.8	1999-00
4. Molly McGuire	20.6	1982-83
5. Molly McGuire	19.7	1981-82
Tami Rogers	19.7	1989-90
7. Phylesha Whaley	19.6	1998-99
8. Aaryn Ellenberg	19.3	2013-14
9. Taylor Robertson	19.1	2019-20
10. Aaryn Ellenberg	18.7	2012-13

## » FIELD GOALS

Player	FG	Season
1. Courtney Paris	331	2005-06
2. Courtney Paris	318	2006-07
3. Phylesha Whaley	265	1999-00
4. Molly McGuire	243	1979-80
5. Danielle Robinson	240	2009-10
6. Courtney Paris	239	2007-08
7. Courtney Paris	236	2008-09
8. Danielle Robinson	235	2010-11
9. Aaryn Ellenberg	230	2012-13
10. Stacey Dales	228	2001-02

## » FIELD GOAL ATTEMPTS

Player	FGA	Season
1. Courtney Paris	558	2006-07
2. Aaryn Ellenberg	542	2012-13
3. Courtney Paris	539	2005-06
4. Tami Rogers	538	1989-90
5. Danielle Robinson	516	2009-10
6. Danielle Robinson	513	2010-11
7. Phylesha Whaley	492	1999-00
8. Whitney Hand	486	2011-12
9. Amanda Thompson	484	2009-10
10. Stacey Dales	479	2001-02

## » FIELD GOAL PCT. (MIN. 200 ATT.)

Player	Pct.	Season
1. Molly McGuire	.615	1980-81
2. Molly McGuire	.614	1982-83
3. Courtney Paris	.614	2005-06
4. Vionise Pierre-Louis	.611	2017-18
5. Molly McGuire	.600	1979-80
6. Kaylon Williams	.596	2014-15
7. Lisa Allison	.583	1984-85
8. Jacquetta Hurley	.576	1984-85
9. Maria Villarreal	.576	2002-03
10. Courtney Paris	.570	2006-07

## » 3-POINT FIELD GOALS

Player	3FG	Season
1. Taylor Robertson	131	2019-20
2. Aaryn Ellenberg	115	2012-13
3. Taylor Robertson	105	2018-19
4. Aaryn Ellenberg	94	2010-11
5. Aaryn Ellenberg	92	2013-14
6. Erin Higgins	88	2005-06
7. Carin Stites	87	1990-91
8. Nyeshia Stevenson	86	2009-10
9. Gabbi Ortiz	84	2017-18
10. Rosalind Ross	79	2001-02

## » 3-POINT FG ATTEMPTS

Player	3FGA	Season
1. Taylor Robertson	308	2019-20
2. Aaryn Ellenberg	278	2012-13
3. Nyeshia Stevenson	259	2009-10
4. Aaryn Ellenberg	256	2013-14
5. Carin Stites	244	1990-91
6. Aaryn Ellenberg	237	2010-11
7. Taylor Robertson	225	2018-19
8. Gabbi Ortiz	218	2017-18
Rosalind Ross	218	2001-02
10. Erin Higgins	214	2005-06

## » 3-POINT FG PCT. (MIN. 2/GAME)

Player	Pct.	Season
1. Pam Pennon	.494	1995-86
2. Phylesha Whaley	.488	1999-00
3. Taylor Robertson	.467	2018-19
4. Chelsi Welch	.452	2006-07
5. Melissa Richie	.440	1993-94
6. Leah Rush	.434	2006-07
7. Taylor Robertson	.425	2019-20
8. Sunny Hardeman	.416	2000-01
9. Aaryn Ellenberg	.414	2012-13
10. Erin Higgins	.411	2005-06

## » FREE THROWS

Player	FT	Season
1. LaNeisha Caufield	191	2001-02
2. LaNeisha Caufield	183	1998-99
3. LaNeisha Caufield	173	1999-00
4. Phylesha Whaley	168	1997-98
5. Danielle Robinson	167	2010-11
6. Danielle Robinson	157	2009-10
7. Phylesha Whaley	148	1998-99
8. LaNeisha Caufield	146	2000-01
9. Sharane Campbell	139	2013-14
Courtney Paris	139	2006-07

## » FREE THROW ATTEMPTS

Player	FTA	Season
1. Courtney Paris	262	2005-06
2. Courtney Paris	242	2006-07
3. LaNeisha Caufield	227	1998-99
4. LaNeisha Caufield	220	2001-02
5. Phylesha Whaley	213	1997-98
6. LaNeisha Caufield	205	1999-00
7. Courtney Paris	201	2008-09
8. Danielle Robinson	190	2010-11
9. Molly McGuire	188	2002-03
10. Vionise Pierre-Louis	184	2017-18

## » FREE THROW PCT. (MIN. 60 ATT.)

Player	Pct.	Season
1. Chelsi Welch	.929	2005-06
2. Danielle Robinson	.902	2008-09
3. Taylor Robertson	.896	2019-20
4. Taylor Robertson	.889	2018-19
5. Danielle Robinson	.879	2010-11
6. Danielle Robinson	.877	2009-10
7. Sharane Campbell	.874	2013-14
8. LaNeisha Caufield	.868	2001-02
9. Leah Rush	.847	2004-05
10. Caton Hill	.845	2003-04

## » REBOUNDS

Player	Reb.	Season
1. Courtney Paris	539	2005-06
2. Courtney Paris	526	2006-07
3. Courtney Paris	503	2008-09
4. Courtney Paris	466	2007-08
5. Amanda Thompson	400	2009-10
6. Shirley Fisher	399	1983-84
7. Joanna McFarland	369	2012-13
8. Molly McGuire	341	1979-80
9. Caton Hill	315	2000-01
10. Molly McGuire	295	1980-81

## » REBOUNDS PER GAME

Player	Avg.	Season
1. Courtney Paris	15.9	2006-07
2. Courtney Paris	15.03	2007-08
3. Courtney Paris	14.97	2005-06
4. Courtney Paris	13.6	2008-09
5. Shirley Fisher	12.9	1983-84
6. Lisa Allison	12.3	1985-86
7. Joanna McFarland	10.5	2012-13
Amanda Thompson	10.5	2009-10
9. Molly McGuire	10.3	1979-80
Erika Notzke	10.3	1988-90

## » OFFENSIVE REBOUNDS

Player	Reb.	Season
1. Courtney Paris	208	2008-09
2. Courtney Paris	187	2006-07
3. Courtney Paris	178	2007-08
4. Courtney Paris	169	2005-06
5. Amanda Thompson	151	2009-10
6. Erika Notzke	126	1998-89
7. Ashley Paris	116	2008-09
8. Joanna McFarland	112	2012-13
9. Kaylon Williams	110	2014-15
10. Abi Olajuwon	105	2009-10
Cathy Bassett	105	2009-10

## » DEFENSIVE REBOUNDS

Player	Reb.	Season
1. Courtney Paris	370	2005-06
2. Courtney Paris	339	2006-07
3. Courtney Paris	295	2008-09
4. Courtney Paris	288	2007-08
5. Amanda Thompson	259	2009-10
6. Joanna McFarland	257	2012-13
7. Ashley Paris	239	2008-09
8. Caton Hill	219	2000-01
9. Diannah Jackson	183	2004-05
10. Caton Hill	179	2001-02



# SINGLE-SEASON LEADERS



» Courtney Paris averaged a school-record 23.5 points and 15.9 rebounds per game to earn AP National Player of the Year honors as a sophomore in 2006-07. OU finished 28-5 that season and advanced to the Sweet 16.

## » ASSISTS

Player	Ast.	Season
1. Stacey Dales.....	248	2000-01
2. Sharee Mitchum.....	242	1993-94
3. Danielle Robinson.....	217	2008-09
4. Danielle Robinson.....	202	2009-10
5. Stacey Dales.....	190	1999-00
6. Morgan Hook.....	186	2012-13
7. Danielle Robinson.....	177	2010-11
8. Stacey Dales.....	176	2001-02
9. Diannah Jackson.....	173	2004-05
10. Diannah Jackson.....	165	2003-04

## » STEALS

Player	Stl.	Season
1. LaNeisha Caufield.....	135	2000-01
2. Pam Pennon.....	109	1995-96
3. Vickie Green.....	100	1985-86
4. LaNeisha Caufield.....	97	2001-02
5. LaNeisha Caufield.....	96	1999-00
6. Danielle Robinson.....	87	2010-11
7. Pam Pennon.....	84	1994-95
8. Jacquetta Hurley.....	83	1984-85
9. Stacey Dales.....	82	1999-00
10. Danielle Robinson.....	82	2008-09

## » MINUTES AVERAGE

Player	Avg.	Season
1. Taylor Robertson.....	37.7	2019-20
2. Angie Alexander.....	37.6	1990-91
3. Cathy Bassett.....	36.6	1990-91
4. Gabbi Ortiz.....	36.5	2017-18
Phylesha Whaley.....	36.5	1997-98
6. Whitney Hand.....	36.2	2011-12
7. Erika Notzke.....	35.9	1988-89
Roxanne Long.....	35.9	1997-98
9. Phylesha Whaley.....	35.7	1998-99
10. Nyeshia Stevenson.....	35.6	2009-10

## » BLOCKS

Player	Blk.	Season
1. Courtney Paris.....	119	2005-06
2. Courtney Paris.....	111	2006-07
3. Courtney Paris.....	108	2007-08
Courtney Paris.....	108	2008-09
5. LaNae Jones.....	78	1995-96
6. Vionise Pierre-Louis.....	77	2017-18
7. Vionise Pierre-Louis.....	71	2016-17
8. Nancy Mulkey.....	62	2016-17
9. Nicole Griffin.....	58	2012-13
10. Nicole Griffin.....	57	2011-12

## » MINUTES PLAYED

Player	Min.	Season
1. Nyeshia Stevenson.....	1,354	2009-10
2. Danielle Robinson.....	1,333	2009-10
3. Amanda Thompson.....	1,282	2009-10
4. Whitney Hand.....	1,230	2011-12
5. LaNeisha Caufield.....	1,181	2001-02
6. Erin Higgins.....	1,179	2005-06
7. Aaryn Ellenberg.....	1,163	2012-13
8. Danielle Robinson.....	1,150	2010-11
9. Phylesha Whaley.....	1,134	1999-00
10. Gabbi Ortiz.....	1,131	2017-18
Taylor Robertson.....	1,131	2019-20

# CAREER LEADERS



## » GAMES PLAYED

Player	G	Seasons
1. Jasmine Hartman.....	143	2009-13
2. Danielle Robinson.....	141	2008-11
3. Caton Hill.....	140	2000-04
4. Amanda Thompson.....	138	2007-10
5. Morgan Hook.....	137	2011-14
Ashley Paris.....	137	2006-09
Courtney Paris.....	137	2006-09
8. Joanna McFarland.....	136	2010-13
9. Sharane Campbell-Olds.....	135	2012-15
10. Aaryn Ellenberg.....	134	2011-14

## » GAMES STARTED

Player	Starts	Seasons
1. Danielle Robinson.....	140	2008-11
2. Caton Hill.....	139	2000-04
3. Courtney Paris.....	136	2006-09
4. LaNeisha Caufield.....	132	1999-02
Stacey Dales.....	132	1998-02
6. Aaryn Ellenberg.....	131	2011-14
7. Erin Higgins.....	123	2003-07
8. Gabbi Ortiz.....	121	2015-18
9. Leah Rush.....	116	2004-07
Phylesha Whaley.....	116	1997-00

## » MINUTES PLAYED

Player	Min.	Seasons
1. Danielle Robinson.....	4,579	2008-11
2. LaNeisha Caufield.....	4,287	1999-02
3. Stacey Dales.....	4,199	1998-02
4. Courtney Paris.....	4,143	2006-09
5. Dionnah Jackson.....	4,051	2002-05
6. Erin Higgins.....	4,046	2003-07
7. Phylesha Whaley.....	4,025	1998-00
8. Gabbi Ortiz.....	3,970	2015-18
9. Caton Hill.....	3,883	2000-04
10. Ashley Paris.....	3,526	2006-09

## » POINTS

Player	Pts.	Seasons
1. Courtney Paris.....	2,729	2006-09
2. Aaryn Ellenberg.....	2,328	2011-14
3. Phylesha Whaley.....	2,187	1997-00
4. Molly McGuire.....	2,147	1980-83
5. Danielle Robinson.....	2,138	2008-11
6. LaNeisha Caufield.....	2,125	1999-02
7. Stacey Dales.....	1,920	1998-02
8. Caton Hill.....	1,653	2000-04
Jacquetta Hurley.....	1,653	1983-86
10. Lynn McCurdy.....	1,511	1981-84
Angi Guffy.....	1,511	1992-95
12. Dionnah Jackson.....	1,491	2002-05
13. Etta Maytubby.....	1,451	1993-96
14. Leah Rush.....	1,427	2004-07
15. Sharane Campbell-Olds.....	1,391	2012-15

## » POINTS PER GAME

Player	Avg.	Seasons
1. Courtney Paris.....	19.9	2006-09
2. Phylesha Whaley.....	18.9	1997-00
3. Molly McGuire.....	18.7	1980-83
4. Barbara Johnson.....	18.1	1979
5. Aaryn Ellenberg.....	17.4	2011-14
6. Erin Schreiber.....	17.1	1979
7. Taylor Robertson.....	16.7	2018-pres.
8. Carin Stites.....	16.2	1991-92
9. LaNeisha Caufield.....	16.1	1999-02
10. Danielle Robinson.....	15.2	2008-11

## » FIELD GOALS

Player	FG	Seasons
1. Courtney Paris.....	1,124	2006-09
2. Molly McGuire.....	859	1980-83
3. Aaryn Ellenberg.....	825	2011-14
4. Danielle Robinson.....	810	2008-11
5. Phylesha Whaley.....	777	1997-00
6. Stacey Dales.....	719	1998-02
7. LaNeisha Caufield.....	679	1999-02
8. Jacquetta Hurley.....	670	1983-86
9. Caton Hill.....	611	2000-04
10. Lynn McCurdy.....	608	1981-84

## » FIELD GOAL ATTEMPTS

Player	FGA	Seasons
1. Aaryn Ellenberg.....	2,025	2011-14
2. Courtney Paris.....	1,941	2006-09
3. Danielle Robinson.....	1,676	2008-11
4. Stacey Dales.....	1,621	1998-02
5. Phylesha Whaley.....	1,594	1997-00
6. Molly McGuire.....	1,433	1980-83
7. LaNeisha Caufield.....	1,427	1999-02
8. Lynn McCurdy.....	1,323	1981-84
9. Caton Hill.....	1,292	2000-04
10. Tami Rogers.....	1,273	1986-90

## » FIELD GOAL PCT. (MIN. 800 ATT.)

Player	Pct.	Seasons
1. Molly McGuire.....	599	1980-83
2. Courtney Paris.....	569	2006-09
3. Vionise Pierre-Louis.....	562	2015-18
4. Angi Guffy.....	552	1992-95
5. Kaylon Williams.....	541	2012-16
6. Jacquetta Hurley.....	533	1983-86
7. Mandy Wade.....	509	1992-95
8. Lisa Allison.....	508	1984-87
9. Ashley Paris.....	508	2006-09
10. Phylesha Whaley.....	487	1997-00

## » 3-POINT FIELD GOALS

Player	3FG	Seasons
1. Aaryn Ellenberg.....	376	2011-14
2. Erin Higgins.....	268	2003-07
3. Taylor Robertson.....	236	2018-pres.
4. Gabbi Ortiz.....	215	2015-18
5. Morgan Hook.....	189	2011-14
6. Etta Maytubby.....	174	1993-96
7. Nyeshia Stevenson.....	167	2007-10
8. Whitney Hand.....	164	2009-13
9. Peyton Little.....	161	2015-17
10. Carin Stites.....	152	1991-92
Chelsi Welch.....	144	2003-07

## » 3-POINT FG ATTEMPTS

Player	3FGA	Seasons
1. Aaryn Ellenberg.....	975	2011-14
2. Erin Higgins.....	729	2003-07
3. Taylor Robertson.....	664	2018-pres.
4. Gabbi Ortiz.....	627	2015-18
5. Etta Maytubby.....	537	1993-96
6. Morgan Hook.....	524	2011-14
7. Nyeshia Stevenson.....	492	2007-10
8. Peyton Little.....	472	2015-17
9. Whitney Hand.....	472	2009-13
10. Chelsi Welch.....	414	2003-07

## » 3-POINT FG PCT. (MIN. 200 ATT.)

Player	Pct.	Seasons
1. Taylor Robertson.....	443	2018-pres.
2. Pam Pennon.....	417	1995-96
3. Phylesha Whaley.....	401	1997-00
4. Caton Hill.....	396	2000-04
5. Aaryn Ellenberg.....	386	2011-14
6. Rosalind Ross.....	376	2001-02
7. Carin Stites.....	370	1991-92
8. Melissa Ritchie.....	368	1992-95
9. Sunny Hardeman.....	367	1998-01
10. Morgan Hook.....	361	2011-14

## » FREE THROWS

Player	FT	Seasons
1. LaNeisha Caufield.....	693	1999-02
2. Phylesha Whaley.....	552	1997-00
3. Danielle Robinson.....	511	2008-11
4. Courtney Paris.....	481	2006-09
5. Sharane Campbell-Olds.....	442	2011-14
6. Molly McGuire.....	429	1980-83
7. Angi Guffy.....	354	1992-95
8. Stacey Dales.....	346	1998-02
9. Lynn McCurdy.....	337	1981-84
Vionise Pierre-Louis.....	337	2015-18

## » FREE THROW ATTEMPTS

Player	FTA	Seasons
1. Courtney Paris.....	880	2006-09
2. LaNeisha Caufield.....	826	1999-02
3. Phylesha Whaley.....	710	1997-00
4. Danielle Robinson.....	600	2008-11
5. Molly McGuire.....	588	1980-83
6. Sharane Campbell-Olds.....	574	2011-14
7. Stacey Dales.....	504	1998-02
8. Vionise Pierre-Louis.....	488	2015-18
9. LaNae Jones.....	482	1993-96
10. Dionnah Jackson.....	468	2002-05
Angi Guffy.....	468	1992-95

## » FREE THROW PCT. (MIN. 200 ATT.)

Player	Pct.	Seasons
1. Chelsi Welch.....	855	2003-07
2. Danielle Robinson.....	852	2008-11
3. Gabbi Ortiz.....	839	2015-18
LaNeisha Caufield.....	839	1999-02
4. Tami Rogers.....	811	1986-90
5. Caton Hill.....	799	2000-04
7. Leah Rush.....	795	2004-07
8. Aaryn Ellenberg.....	789	2011-14
9. Maddie Manning.....	777	2013-18
Phylesha Whaley.....	777	1997-00



# CAREER LEADERS

## » REBOUNDS

Player	Reb.	Seasons
1. Courtney Paris	2,034	2006-09
2. Molly McGuire	1,071	1980-83
3. Ashley Paris	1,064	2006-09
4. Caton Hill	1,052	2000-04
5. Amanda Thompson	940	2007-10
6. Joanna McFarland	910	2010-13
7. Phylesha Whaley	892	1997-00
8. Dionnah Jackson	829	2002-05
9. Vionise Pierre-Louis	801	2015-18
10. Janet Freeman-Southard	800	1979-82

## » REBOUNDS PER GAME

Player	Avg.	Seasons
1. Courtney Paris	14.8	2006-09
2. Barbara Johnson	9.5	1979
3. Molly McGuire	9.3	1980-83
4. Shirley Fisher	9.0	1983-85
5. Terri Adams	8.8	1980
6. Tina Taylor	8.0	1996-97
7. Erin Schreiber	7.9	1981
8. Ashley Paris	7.8	2006-09
9. Phylesha Whaley	7.7	1997-00
10. Caton Hill	7.5	2000-04

## » OFFENSIVE REBOUNDS

Player	Reb.	Seasons
1. Courtney Paris	742	2006-09
2. Ashley Paris	350	2006-09
3. Amanda Thompson	342	2007-10
4. Kaylon Williams	341	2012-16
5. Joanna McFarland	314	2010-13
6. Phylesha Whaley	313	1997-00
7. Caton Hill	304	2000-04
8. Vionise Pierre-Louis	263	2015-18
9. Stacey Dales	235	1998-02
10. Leah Rush	233	2004-07

## » DEFENSIVE REBOUNDS

Player	Reb.	Seasons
1. Courtney Paris	1,292	2006-07
2. Caton Hill	745	2000-04
3. Ashley Paris	714	2006-09
4. Dionnah Jackson	626	2002-05
5. Joanna McFarland	596	2010-13
6. Amanda Thompson	592	2007-10
7. Phylesha Whaley	579	1997-00
8. Vionise Pierre-Louis	538	2015-18
9. Stacey Dales	486	1998-02
10. Angi Guffy	485	1992-95

## » ASSISTS

Player	Ast.	Seasons
1. Stacey Dales	764	1998-02
2. Danielle Robinson	726	2008-11
3. Dionnah Jackson	606	2002-05
4. Sharee Mitchum	601	1992-95
5. Morgan Hook	507	2011-14
6. Gabbi Ortiz	383	2015-18
7. LaNeisha Caufield	377	1999-02
8. Angie Alexander	367	1989-92
9. Brittany Brown	322	2004-07
10. Etta Maytubby	302	1993-96

## » BLOCKS

Player	Blk.	Seasons
1. Courtney Paris	446	2006-09
2. LaNae Jones	243	1993-96
3. Vionise Pierre-Louis	221	2015-18
4. Nicole Griffin	197	2011-14
5. Amanda Thompson	122	2007-10
6. Ashley Paris	114	2006-09
7. Angi Guffy	99	1992-95
8. Lisa Allison	84	1984-87
Jacquetta Hurley	84	1983-86
10. Kaylon Williams	77	2012-16

## » STEALS

Player	Stl.	Seasons
1. LaNeisha Caufield	402	1999-02
2. Danielle Robinson	309	2008-11
3. Jacquetta Hurley	280	1983-86
4. Dionnah Jackson	265	2002-05
5. Stacey Dales	250	1998-02
6. LaTrenda Phillips	232	1984-87
7. Caton Hill	217	2000-04
8. Etta MayTubby	205	1993-96
Lynn McCurdy	205	1981-84
10. Angie Alexander	203	1989-92

## » DOUBLE-DOUBLES

Player	DbI-DbI.	Seasons
1. Courtney Paris	128	2006-09
2. Molly McGuire	54	1980-83
3. Caton Hill	33	2000-04
4. Ashley Paris	33	2006-09
Jacquetta Hurley	33	1983-86
6. Phylesha Whaley	25	1997-00
7. Jo Mosley	22	1986-89
8. Vionise Pierre-Louis	21	2015-18
9. Joanna McFarland	20	2010-13
10. Amanda Thompson	19	2007-10

## » DOUBLE-DIGIT SCORING GAMES

Player	Tot.	Seasons
1. Courtney Paris	134	2006-09
2. Aaryn Ellenberg	112	2011-14
3. LaNeisha Caufield	108	1999-02
4. Stacey Dales	104	1998-09
5. Phylesha Whaley	102	1997-00
6. Molly McGuire	100	1980-83
7. Jacquetta Hurley	92	1983-86
8. Caton Hill	90	2000-04
9. Dionnah Jackson	81	2002-05
10. Lynn McCurdy	78	1981-84



» Two-time Big 12 Player of the Year Stacey Dales is the program's all-time leader in assists. She earned All-America honors as a junior and a senior, and guided the Sooners to their first Final Four appearance in 2002.



# YEAR-BY-YEAR STATISTICS



YEAR	W-L	FGM	FGA	FG%	3FGM	3FGA	3FG%	FTM	FTA	FT%	REB	AVG	PTS	AVG
1974-75*	2-14													
1975-76	3-14	287	1045	.274	-	-	-	146	271	.539	NA	NA	737	43.3
1976-77^	4-20	490	1377	.356	-	-	-	194	389	.499	620	29.5	1174	55.9
1977-78	20-12	937	2183	.429	-	-	-	357	595	.602	1082	34.3	2231	69.8
1978-79	13-16	721	1700	.424	-	-	-	312	491	.635	971	33.5	1754	60.5
1979-80	17-16	863	2012	.431	-	-	-	294	475	.619	1345	40.8	2030	61.5
1980-81	21-11	917	1956	.469	-	-	-	494	695	.711	1327	42.8	2328	75.1
1981-82	17-14	854	1988	.430	-	-	-	520	777	.669	1381	44.5	2228	71.9
1982-83	17-11	927	1982	.468	-	-	-	476	756	.630	1287	46.0	2330	83.2
1983-84	22-10	1086	2259	.481	-	-	-	507	725	.699	1443	45.1	2679	83.7
1984-85	23-7	1049	2119	.495	-	-	-	437	681	.641	1295	43.2	2535	84.5
1985-86	24-7	1039	2182	.476	-	-	-	482	699	.690	1299	41.9	2560	82.6
1986-87	18-10	876	1938	.452	-	-	-	386	591	.653	1131	40.4	2140	76.4
1987-88	14-13	855	1990	.430	77	194	.397	339	522	.649	1183	43.8	2126	78.7
1988-89	11-16	903	2012	.449	22	77	.299	301	442	.681	1177	43.6	2129	78.9
1989-90	7-22	893	2151	.415	67	213	.315	451	634	.711	1199	41.3	2304	79.4
1990-91	10-18	796	1857	.428	159	468	.339	338	520	.650	1065	37.8	2089	74.6
1991-92	17-12	907	1968	.461	130	368	.353	421	619	.680	1066	36.8	2346	80.9
1992-93	12-15	699	1581	.442	80	293	.273	384	591	.650	1064	39.4	1865	69.1
1993-94	18-12	908	1915	.474	163	451	.361	413	610	.677	1271	42.2	2392	79.8
1994-95	22-9	901	1988	.453	153	484	.316	451	673	.670	1206	38.9	2412	77.8
1995-96	12-15	722	1718	.420	166	476	.349	364	562	.648	1053	39.0	1974	73.1
1996-97	5-22	587	1519	.386	128	414	.309	348	520	.669	1006	37.3	1650	61.1
1997-98	8-19	623	1567	.398	155	466	.333	427	629	.679	1025	38.0	1828	67.7
1998-99	15-14	733	1640	.447	103	333	.309	621	851	.730	1156	39.9	2190	75.5
1999-00	25-8	947	1974	.480	166	454	.366	547	731	.748	1277	38.7	2607	79.0
2000-01	28-6	1015	2134	.476	207	545	.380	546	761	.717	1402	41.2	2783	81.9
2001-02	32-4	1011	2214	.457	211	580	.364	582	778	.748	1411	39.2	2815	78.2
2002-03	19-13	755	1812	.417	136	456	.298	493	700	.704	1281	40.0	2139	66.8
2003-04	24-9	842	1936	.435	191	598	.319	458	628	.729	1343	40.7	2333	70.7
2004-05	17-13	756	1796	.421	189	571	.331	370	511	.724	1188	39.6	2071	69.0
2005-06	31-5	1029	2180	.472	214	615	.348	476	737	.646	1613	44.8	2748	76.3
2006-07	28-5	952	2029	.469	181	503	.360	444	688	.645	1539	46.6	2529	76.6
2007-08	22-9	911	2019	.451	113	399	.283	322	495	.651	1389	44.8	2257	72.8
2008-09	32-5	1085	2308	.470	177	540	.328	456	674	.677	1611	43.5	2803	75.8
2009-10	27-11	1022	2372	.431	187	603	.310	494	670	.737	1552	40.8	2725	71.7
2010-11	23-12	940	2202	.427	251	713	.352	522	679	.769	1371	39.2	2653	75.8
2011-12	21-13	853	2008	.425	202	582	.347	500	676	.740	1374	40.4	2408	70.8
2012-13	24-11	879	2077	.423	272	743	.366	512	697	.735	1412	40.3	2542	72.6
2013-14	18-15	874	1994	.438	317	662	.328	592	791	.748	1321	40.0	2557	77.5
2014-15	21-12	877	2014	.435	230	660	.348	481	690	.697	1264	38.3	2465	74.7
2015-16	22-11	819	1981	.413	205	651	.315	454	638	.712	1285	38.9	2297	69.6
2016-17	23-10	868	2093	.415	220	643	.342	485	659	.736	1298	39.3	2441	74.0
2017-18	16-15	848	1924	.441	197	589	.334	464	470	.693	1190	38.4	2357	76.0
2018-19	8-22	764	1808	.423	200	546	.366	433	649	.667	1176	39.2	2161	72.0
2019-20 <sup>8</sup>	12-18	813	1903	.427	242	664	.364	423	586	.722	1151	38.4	2291	76.4

\* Statistics unavailable

^ Reflects 21 of 24 games that season

<sup>8</sup> Season ended prior to the Big 12 Conference tournament due to COVID-19 pandemic



# YEAR-BY-YEAR LEADERS

## » SCORING AVERAGE

Year	Player	G	Pts.	Avg.
1974-75	Julie Arrington	16	137	8.6
1975-76	Jo Stottsberry	16	193	12.0
1976-77	Mary Lane	24	344	14.3
1977-78	Vickie McCann	26	341	13.6
1978-79	Barbara Johnson	29	524	18.1
1979-80	Molly McGuire	33	579	17.5
1980-81	Molly McGuire	31	540	17.4
1981-82	Molly McGuire	23	452	19.7
1982-83	Molly McGuire	28	576	20.6
1983-84	Lynn McCurdy	32	530	16.6
1984-85	Jacquetta Hurley	30	515	17.2
1985-86	Vickie Green	31	458	14.8
1986-87	LaTrenda Phillips	28	361	12.9
1987-88	Jo Mosley	24	357	14.9
1988-89	Jo Mosley	26	439	16.9
1989-90	Tami Rogers	29	571	19.7
1990-91	Carin Stites	28	517	18.4
1991-92	Angi Guffy	29	444	15.3
1992-93	Angi Guffy	27	403	14.9
1993-94	Etta Maytubby	28	413	14.8
1994-95	Mandy Wade	30	423	14.1
1995-96	Pam Pennon	27	388	14.4
1996-97	Phylesha Whaley	27	386	14.3
1997-98	Phylesha Whaley	27	546	20.2
1998-99	Phylesha Whaley	29	569	19.6
1999-00	Phylesha Whaley	33	686	20.8
2000-01	Stacey Dales	34	543	16.0
2001-02	LaNeisha Caufield	36	626	17.4
2002-03	Maria Villarroel	32	480	15.0
2003-04	Maria Villarroel	33	472	14.3
2004-05	Leah Rush	30	465	15.5
2005-06	Courtney Paris	36	788	21.9
2006-07	Courtney Paris	33	775	23.5
2007-08	Courtney Paris	31	578	18.6
2008-09	Courtney Paris	37	588	15.9
2009-10	Danielle Robinson	38	639	16.8
2010-11	Danielle Robinson	35	642	18.3
2011-12	Aaryn Ellenberg	34	528	15.5
2012-13	Aaryn Ellenberg	35	654	18.7
2013-14	Aaryn Ellenberg	30	580	19.3
2014-15	Peyton Little	33	417	12.6
2015-16	Kaylon Williams	33	410	12.4
2016-17	Maddie Manning	30	378	12.6
2017-18	Vionise Pierre-Louis	31	477	15.9
2018-19	Ana Llanusa	20	365	18.3
2019-20	Taylor Robertson	30	573	19.1

## » REBOUNDED AVERAGE

Year	Player	G	Rebs.	Avg.
1974-75	Julie Arrington	16	129	8.1
1975-76	No statistics available			
1976-77	Gale Frasier	21	132	9.4
1977-78	Teresa Ray	32	230	7.2
1978-79	Barbara Johnson	29	276	9.5
1979-80	Molly McGuire	33	341	10.3
1980-81	Molly McGuire	31	295	9.5



» Molly McGuire was the first player to lead the Sooners in scoring in four consecutive seasons. McGuire was also the first player to average more than 20 points during one year, scoring 20.6 per contest in the 1982-83 season.

1981-82	Janet Freeman	31	219	7.1
1982-83	Molly McGuire	28	238	8.5
1983-84	Lynn McCurdy	32	212	6.6
1984-85	Jacquetta Hurley	30	236	7.9
1985-86	Jacquetta Hurley	31	189	6.1
1986-87	Jo Mosley	28	202	7.2
1987-88	Jo Mosley	24	194	8.1
1988-89	Erika Notzke	27	278	10.3
1989-90	Tami Rogers	29	237	8.2
1990-91	Cathy Bassett	28	245	8.7
1991-92	Angi Guffy	29	204	7.0
1992-93	LaNae Jones	27	175	6.5
1993-94	Mandy Wade	30	209	7.0
1994-95	Mandy Wade	30	190	6.3
1995-96	LaNae Jones	27	187	6.9
1996-97	Tina Taylor	25	218	8.7
1997-98	Phylesha Whaley	27	220	8.1
1998-99	Phylesha Whaley	29	218	7.5
1999-00	Phylesha Whaley	33	261	7.9
2000-01	Caton Hill	34	315	9.3
2001-02	Caton Hill	36	250	6.9
2002-03	Theresa Schuknecht	32	212	6.6
2003-04	Maria Villarroel	33	211	6.4
2004-05	Dionnah Jackson	30	255	8.5
2005-06	Courtney Paris	36	539	15.0
2006-07	Courtney Paris	33	526	15.9
2007-08	Courtney Paris	31	466	15.0
2008-09	Courtney Paris	37	503	13.6
2009-10	Amanda Thompson	38	400	10.5
2010-11	Joanna McFarland	35	232	6.6
2011-12	Whitney Hand	34	241	7.1
2012-13	Joanna McFarland	35	369	10.5
2013-14	Sharane Campbell	33	178	5.4
2014-15	Kaylon Williams	32	212	6.6
2015-16	Kaylon Williams	33	234	7.1
2016-17	Vionise Pierre-Louis	33	251	7.9
2017-18	Vionise Pierre-Louis	31	262	8.7
2018-19	Madi Williams	30	241	8.0
2019-20	Madi Williams	30	218	7.3

# YEAR-BY-YEAR LEADERS



## » ASSISTS AVERAGE

Year	Player	G	Ast.	Avg.
1980-81	Janet Gabriel	.....	93	.....
1981-82	Ladanah Sanders	.....	100	.....
1982-83	Sandy Hetherington	.....	120	.....
1983-84	Shirley Fisher	.....	131	.....
1984-85	Viki Streets	.....	116	.....
1985-86	Viki Streets	.....	126	.....
1986-87	Margaret McKeon	.....	111	.....
1987-88	Margaret McKeon	.....	149	.....
1988-89	Tami Rogers	.....27	106	.....3.9
1989-90	Tami Rogers	.....29	95	.....3.3
1990-91	Angie Alexander	.....28	127	.....4.5
1991-92	Angie Alexander	.....29	125	.....4.3
1992-93	Sharee Mitchum	.....27	134	.....5.0
1993-94	Sharee Mitchum	.....30	242	.....8.1
1994-95	Sharee Mitchum	.....31	156	.....5.0
1995-96	Pam Pennon	.....27	119	.....4.4
1996-97	Roxanne Long	.....27	86	.....3.2
1997-98	Shonika Breedlove	.....27	112	.....4.2
1998-99	Stacey Dales	.....29	150	.....5.2
1999-00	Stacey Dales	.....33	190	.....5.8
2000-01	Stacey Dales	.....34	248	.....7.3
2001-02	Stacey Dales	.....36	176	.....4.9
2002-03	Dionnah Jackson	.....32	164	.....5.1
2003-04	Dionnah Jackson	.....33	165	.....5.0
2004-05	Dionnah Jackson	.....30	173	.....5.8
2005-06	Britney Brown	.....36	154	.....4.3
2006-07	Britney Brown	.....31	90	.....2.9
2007-08	Danielle Robinson	.....31	131	.....4.2
2008-09	Danielle Robinson	.....37	217	.....5.9
2009-10	Danielle Robinson	.....38	202	.....5.3
2010-11	Danielle Robinson	.....35	177	.....5.1
2011-12	Whitney Hand	.....34	140	.....4.1
2012-13	Morgan Hook	.....35	186	.....5.3
2013-14	Morgan Hook	.....33	162	.....4.9
2014-15	Gabbi Ortiz	.....33	117	.....3.5
2015-16	T'ona Edwards	.....33	101	.....3.1
2016-17	Gabbi Ortiz	.....33	121	.....3.7
2017-18	Gileysa Penzo	.....31	73	.....2.4
2018-19	Shaina Pellington	.....23	64	.....2.8
2019-20	Mandy Simpson	.....30	86	.....2.9

## » BLOCKS PER GAME

Year	Player	G	Blk.	Avg.
1989-90	Marla Duncan	.....28	29	.....1.0
1990-91	Cathy Bassett	.....28	30	.....1.1
1991-92	Angi Guffy	.....29	35	.....1.2
1992-93	LaNae Jones	.....27	64	.....2.4
1993-94	LaNae Jones	.....29	53	.....1.8
1994-95	LaNae Jones	.....31	48	.....1.5
1995-96	LaNae Jones	.....27	78	.....2.9
1996-97	Tina Taylor	.....25	10	.....0.4
1997-98	Roxanne Long	.....27	11	.....0.4
.....	Jamie Anderson	.....27	11	.....0.4
1998-99	Stacey Dales	.....29	16	.....0.6
1999-00	Caton Hill	.....33	13	.....0.4
2000-01	Jennifer Cunningham	.....19	26	.....1.4

2001-02	Stacey Dales	.....36	9	.....0.3
.....	Dionnah Jackson	.....36	9	.....0.3
.....	Rosalind Ross	.....36	9	.....0.3
2002-03	Maria Villarroel	.....32	21	.....0.7
2003-04	Dionnah Jackson	.....33	22	.....0.7
2004-05	Dionnah Jackson	.....30	26	.....0.9
2005-06	Courtney Paris	.....36	119	.....3.3
2006-07	Courtney Paris	.....33	111	.....3.4
2007-08	Courtney Paris	.....31	108	.....3.5
2008-09	Courtney Paris	.....37	108	.....2.9
2009-10	Amanda Thompson	.....38	36	.....0.9
2010-11	Nicole Griffin	.....30	26	.....0.9
2011-12	Nicole Griffin	.....34	57	.....1.7
2012-13	Nicole Griffin	.....35	58	.....1.7
2013-14	Nicole Griffin	.....33	56	.....1.7
2014-15	Vionise Pierre-Louis	.....31	22	.....0.7
2015-16	Vionise Pierre-Louis	.....33	51	.....1.6
2016-17	Vionise Pierre-Louis	.....33	71	.....2.2
2017-18	Vionise Pierre-Louis	.....31	77	.....2.6
2018-19	Ijeoma Odimgbe	.....28	24	.....0.8
2019-20	Nydia Lampkin	.....30	17	.....0.6

## » STEALS PER GAME

Year	Player	G	Stl.	Avg.
1989-90	Dana Posey	.....25	68	.....2.7
1990-91	Carin Stites	.....28	68	.....2.4
1991-92	Angie Alexander	.....29	62	.....2.1
1992-93	Sharee Mitchum	.....27	65	.....2.4
1993-94	Etta Maytubby	.....28	52	.....1.9
1994-95	Pam Pennon	.....31	84	.....2.7
1995-96	Pam Pennon	.....27	109	.....4.0
1996-97	Tina Taylor	.....25	60	.....2.4
1997-98	Shonika Breedlove	.....27	41	.....1.5
1998-99	LaNeisha Caufield	.....29	74	.....2.6
1999-00	LaNeisha Caufield	.....33	96	.....2.9
2000-01	LaNeisha Caufield	.....34	135	.....4.0
2001-02	LaNeisha Caufield	.....36	97	.....2.7
2002-03	Dionnah Jackson	.....32	64	.....2.0
2003-04	Dionnah Jackson	.....33	75	.....2.3
2004-05	Dionnah Jackson	.....30	65	.....2.2
2005-06	Kendra Moore	.....36	40	.....1.1
2006-07	Kendra Moore	.....33	36	.....1.1
.....	Jenna Plumley	.....32	35	.....1.1
2007-08	Danielle Robinson	.....31	69	.....2.2
2008-09	Danielle Robinson	.....37	82	.....2.2
2009-10	Danielle Robinson	.....38	71	.....1.9
2010-11	Danielle Robinson	.....35	87	.....2.5
2011-12	Aaryn Ellenberg	.....34	60	.....1.8
2012-13	Aaryn Ellenberg	.....35	46	.....1.3
2013-14	Aaryn Ellenberg	.....30	59	.....2.0
2014-15	Sharane Campbell	.....33	39	.....1.2
2015-16	Maddie Manning	.....32	53	.....1.7
2016-17	Maddie Manning	.....30	60	.....2.0
2017-18	Maddie Manning	.....31	60	.....1.9
2018-19	Ana Llanusa	.....20	38	.....1.3
2019-20	Ana Llanusa	.....23	52	.....2.3



# FRESHMAN CATEGORY LEADERS

## » GAMES PLAYED

Player	G	Year
1. Joanna McFarland.....	38.....	2009-10
2. Ashley Paris .....	36.....	2005-06
Courtney Paris.....	36.....	2005-06
Diannah Jackson.....	36.....	2001-02
5. Aaryn Ellenberg.....	35.....	2010-11
Jasmine Hartman.....	35.....	2008-09
Morgan Hook.....	35.....	2010-11
Nicole Kornet.....	35.....	2012-13
9. Sharane Campbell.....	34.....	2011-12
DaShawn Harden.....	34.....	2011-12

## » GAMES STARTED

Player	GS	Year
1. Courtney Paris.....	36.....	2005-06
2. Gabbi Ortiz.....	33.....	2014-15
Aaryn Ellenberg.....	33.....	2010-11
Whitney Hand.....	33.....	2008-09
Caton Hill.....	33.....	2001-02
Molly McGuire.....	33.....	1979-80
7. Chelsi Welch.....	32.....	2002-03
8. Mandi Miller.....	31.....	1983-84
9. Erin Higgins.....	30.....	2003-04
Danielle Robinson.....	30.....	2007-08

## » MINUTES PER GAME

Player	MPG	Year
1. Danielle Robertson.....	33.8.....	2018-19
Danielle Robinson.....	32.6.....	2007-08
3. Gabbi Ortiz.....	32.3.....	2014-15
4. Stacey Dales.....	32.0.....	1998-99
5. LaNeisha Caufield.....	31.9.....	1998-99
6. Chelsi Welch.....	31.4.....	2002-03
7. Angi Guffy.....	29.8.....	1991-92
8. Ana Llanusa.....	29.5.....	2017-18
9. Erin Higgins.....	29.3.....	2003-04
10. Courtney Paris.....	29.0.....	2005-06

## » POINTS

Player	Pts.	Year
1. Courtney Paris.....	788.....	2005-06
2. Molly McGuire.....	579.....	1979-80
3. Aaryn Ellenberg.....	566.....	2010-11
4. Erin Schreiber.....	530.....	1980-81
5. LaNeisha Caufield.....	457.....	1998-99
6. Angi Guffy.....	444.....	1991-92
7. Taylor Robertson.....	429.....	2018-19
8. Joyce Parker.....	407.....	1976-77
9. Shaina Pellington.....	407.....	2017-18
10. Chelsi Welch.....	386.....	2002-03
Phylesha Whaley.....	386.....	1996-97

## » POINTS PER GAME

Player	PPG	Year
1. Courtney Paris.....	21.9.....	2005-06
2. Molly McGuire.....	17.5.....	1979-80
3. Erin Schreiber.....	17.1.....	1980-81
4. Aaryn Ellenberg.....	16.2.....	2010-11
5. LaNeisha Caufield.....	15.8.....	1998-99
6. Angi Guffy.....	15.3.....	1991-92
7. Taylor Robertson.....	14.3.....	2018-19
Phylesha Whaley.....	14.3.....	1996-97
Mary Lane.....	14.3.....	1976-77
10. Vicky Lane.....	13.6.....	1977-78

## » FIELD GOALS

Player	FG	Year
1. Courtney Paris.....	331.....	2005-06
2. Molly McGuire.....	243.....	1979-80
3. Erin Schreiber.....	205.....	1980-81
4. Aaryn Ellenberg.....	204.....	2010-11
5. Shaina Pellington.....	163.....	2017-18
6. Angi Guffy.....	162.....	1991-92
7. Danielle Robinson.....	155.....	2007-08
8. Joyce Parker.....	149.....	1977-78
9. Mary Lane.....	146.....	1976-77
10. Theresa Ray.....	139.....	1977-78

## » FIELD GOAL ATTEMPTS

Player	FGA	Year
1. Courtney Paris.....	539.....	2005-06
2. Aaryn Ellenberg.....	519.....	2010-11
3. Mary Lane.....	414.....	1976-77
4. Molly McGuire.....	405.....	1979-80
5. Erin Schreiber.....	395.....	1980-81
6. Chelsi Welch.....	354.....	2002-03
7. Janet Freeman-Southard.....	339.....	1978-79
8. Stacey Dales.....	331.....	1998-99
Shaina Pellington.....	331.....	2017-18
10. Danielle Robinson.....	323.....	2007-08
Vicki McCann.....	323.....	1977-78

## » FIELD GOAL PCT. (MIN. 60 ATT.)

Player	Pct.	Year
1. Nicole Griffin.....	.674.....	2010-11
2. Courtney Paris.....	.614.....	2005-06
3. Molly McGuire.....	.600.....	1979-80
4. Angi Guffy.....	.566.....	1991-92
5. Sherri Black.....	.543.....	1991-92
6. Nancy Mulkey.....	.520.....	2016-17
7. Diannah Jackson.....	.518.....	2001-02
8. Jadrea Seeley.....	.502.....	1999-00
9. Vionise Pierre-Louis.....	.495.....	2014-15
10. Shaina Pellington.....	.492.....	2017-18

## » 3-POINT FIELD GOALS

Player	3FG	Year
1. Taylor Robertson.....	105.....	2018-19
2. Aaryn Ellenberg.....	94.....	2010-11
3. Whitney Hand.....	62.....	2008-09
4. Erin Higgins.....	59.....	2003-04
5. Morgan Hook.....	54.....	2010-11
6. Gabbi Ortiz.....	49.....	2014-15
7. Ana Llanusa.....	45.....	2017-18
8. Chelsi Welch.....	44.....	2002-03



»LaNeisha Caufield is the OU freshman record holder for free throws made and steals. Caufield ranks in the top 10 in eight freshman categories.

- 9. Gabby Gregory.....43.....2019-20
- 10. Nicole Kornet.....30.....2012-13

## » 3-POINT FIELD ATTEMPTS

Player	3FGA	Year
1. Aaryn Ellenberg.....	237.....	2010-11
2. Taylor Robertson.....	225.....	2018-19
3. Ana Llanusa.....	171.....	2017-18
4. Erin Higgins.....	169.....	2003-04
5. Whitney Hand.....	166.....	2008-09
6. Gabbi Ortiz.....	147.....	2014-15
7. Chelsi Welch.....	146.....	2002-03
8. Morgan Hook.....	143.....	2010-11
9. Gabby Gregory.....	128.....	2019-20
10. Jenna Plumley.....	96.....	2006-07
Nicole Kornet.....	96.....	2012-13

# FRESHMAN CATEGORY LEADERS



## » 3-POINT FG PCT. (MIN. 60 ATT.)

Player	Pct.	Year
1. Phylesha Whaley	488	1996-97
2. Taylor Robertson	467	2018-19
3. Erin Higgins	455	2003-04
4. Aaryn Ellenberg	397	2010-11
5. Jenna Plumley	396	2006-07
6. Britney Brown	389	2003-04
7. Jasmine Hartman	385	2008-09
8. Morgan Hook	378	2010-11
9. Michele Workman	375	1995-96
10. Whitney Hand	373	2008-09

## » FREE THROWS

Player	FT	Year
1. LaNeisha Caufield	183	1998-99
2. Courtney Paris	126	2005-06
3. Sharane Campbell	124	2011-12
4. Erin Schreiber	120	1980-81
5. Phylesha Whaley	119	1996-97
6. Angi Guffy	115	1991-92
7. Joyce Parker	109	1977-78
8. Lynn McCurdy	95	1980-81
9. Molly McGuire	93	1979-80
10. Chelsi Welch	92	2002-03

## » FREE THROW ATTEMPTS

Player	FTA	Year
1. Courtney Paris	262	2005-06
2. LaNeisha Caufield	227	1998-99
3. Phylesha Whaley	175	1996-97
4. Erin Schreiber	174	1980-81
5. Sharane Campbell	166	2011-12
6. Joyce Parker	152	1977-78
7. Angi Guffy	141	1991-92
8. Shaina Pellington	137	2017-18
9. Molly McGuire	127	1979-80
10. Madi Williams	121	2018-19

## » FREE THROW PCT. (MIN. 60 ATT.)

Player	Pct.	Year
1. Jenna Plumley	.912	2006-07
2. Taylor Robertson	.889	2018-19
3. Leah Rush	.882	2003-04
4. Misti Van Curen	.844	1992-93
Gabby Gregory	.844	2019-20
6. Whitney Hand	.829	2008-09
7. Angi Guffy	.816	1991-92
8. Chelsea Dungee	.811	2016-17
9. LaNeisha Caufield	.806	1998-99
10. Chelsi Welch	.800	2002-03
Melissa Ritchie	.800	1991-92

## » REBOUNDS

Player	Reb.	Year
1. Courtney Paris	539	2005-06
2. Molly McGuire	341	1979-80
3. Caton Hill	244	1999-00
Erin Schreiber	244	1979-80
5. Madi Williams	241	2018-19
Ashley Paris	241	2005-06
7. Angi Guffy	204	1991-92
8. Stacey Dales	201	1998-99
9. Mandy Wade	198	1991-92
10. Joyce Parker	195	1977-78

## » REBOUNDS PER GAME

Player	RPG	Year
1. Courtney Paris	15.0	2005-06
2. Molly McGuire	10.3	1979-80
3. Jana Brady	8.1	1977-78
4. Madi Williams	8.0	2018-19
5. Erin Schreiber	7.9	1980-81
6. Caton Hill	7.4	1999-00
7. Phylesha Whaley	7.1	1996-97
8. Angi Guffy	7.0	1991-92
9. Stacey Dales	6.9	1998-99
10. Mandy Wade	6.8	1991-92

## » ASSISTS

Player	Ast.	Year
1. Stacey Dales	150	1998-99
2. Danielle Robinson	130	2007-08
3. Gabbi Ortiz	117	2014-15
4. Dionnah Jackson	104	2001-02
5. Tatum Veitenheimer	76	2018-19
6. Etta Maytubby	75	1992-93
7. LaNeisha Caufield	72	1998-99
8. Jenna Plumley	69	2006-07
Sharee Mitchum	69	1991-92
10. Shaina Pellington	68	2017-18

## » BLOCKED SHOTS

Player	Blk.	Year
1. Courtney Paris	119	2005-06
2. LaNae Jones	64	1991-92
3. Nancy Mulkey	62	2016-17
4. Angi Guffy	35	1991-92
5. Nicole Griffin	26	2010-11
6. Vionise Pierre-Louis	22	2014-15
Kaylon Williams	22	2011-12
8. Amanda Thompson	21	2007-08
9. Becky Preston	21	2002-03
Jacquetta Hurley	21	1982-83

## » STEALS

Player	Stl.	Year
1. LaNeisha Caufield	74	1998-99
2. Danielle Robinson	69	2007-08
3. Dionnah Jackson	71	2001-02
4. Jacquetta Hurley	60	1982-83
5. Caton Hill	56	1999-00
6. Angi Guffy	49	1991-92
7. Mandy Wade	48	1991-92
8. Etta Maytubby	47	1992-93
9. Sherri Black	44	1991-92
10. DaShawn Harden	43	2011-12



» Taylor Robertson set the OU freshman record with 105 made 3-pointers during the 2018-19 season.



# HOME OPENERS

## » HOME OPENERS (36-10 RECORD)

Year	Team	W/L	Score	Margin	Record
1974-75	USAO	L	56-42	-14	0-1
1975-76	Central Oklahoma	L	70-34	-36	0-2
1976-77	Northwestern Oklahoma State	L	67-63	-4	0-3
1977-78	Cameron	W	77-52	+25	1-3
1978-79	Tulsa	W	57-47	+10	2-3
1979-80	Texas	L	66-41	-25	2-4
1980-81	North Texas	W	101-81	+20	3-4
1981-82	Oklahoma Baptist	W	82-79	+3	4-4
1982-83	Tulsa	W	99-60	+39	5-4
1983-84	UT-Arlington	W	92-66	+26	6-4
1984-85	Abilene Christian	W	89-70	+19	7-4
1985-86	Creighton	W	94-76	+18	8-4
1986-87	New Mexico	W	87-51	+36	9-4
1987-88	Oral Roberts	W	103-94	+9	10-4
1988-89	Mississippi Valley State	L	89-83	-6	10-5
1989-90	Northeast Louisiana (ULM)	W	95-93	+2	11-5
1990-91	Prairie View A&M	W	121-49	+72	12-5
1991-92	UTSA	W	101-70	+31	13-5
1992-93	SMU	L	72-66	-6	13-6
1993-94	Texas Rio Grande Valley	W	88-68	+20	14-6
1994-95	Texas Tech	L	66-64	-2	14-7
1995-96	North Texas	W	102-60	+42	15-7
1996-97	Drake	L	77-64	-13	15-8
1997-98	SW Missouri State	L	81-65	-16	15-9
1998-99	TCU	W	78-66	+12	16-9
1999-00	Oral Roberts	W	83-66	+17	17-9
2000-01	SW Missouri State	W	89-82	+7	18-9
2001-02	TCU	W	76-60	+16	19-9
2002-03	Sam Houston State	W	79-52	+27	20-9
2003-04	SE Missouri State	W	83-48	+35	21-9
2004-05	SE Missouri State	W	84-62	+22	22-9
2005-06	Milwaukee	W	89-57	+32	23-9
2006-07	DePaul	W	105-61	+34	24-9
2007-08	North Texas	W	79-42	+37	25-9
2008-09	UC Riverside	W	88-57	+31	26-9
2009-10	Mercer	W	108-66	+42	27-9
2010-11	Western Illinois	W	84-43	+39	28-9
2011-12	Sacramento State	W	117-55	+62	29-9
2012-13	UCLA	L	86-80	-6	29-10
2013-14	Stetson	W	78-60	+18	30-10
2014-15	Washington	W	90-80	+10	31-10
2015-16	Winthrop	W	78-48	+30	32-10
2016-17	Southern Illinois	W	80-48	+32	33-10
2017-18	Belmont	W	96-73	+23	34-10
2018-19	Western Kentucky	W	90-83	+7	35-10
2019-20	Prairie View A&M	W	94-48	+46	36-10

# HOME OPENERS



## » SEASON OPENERS (31-15 RECORD)

Year	Team	W/L	Score	Margin	Record
1974-75	Bethany Nazarene	L	44-43	-1	0-1
1975-76	USAO	L	86-34	-52	0-2
1976-77	Phillips	L	83-60	-23	0-3
1977-78	Cameron	W	77-52	+25	1-3
1978-79	Tulsa	W	57-47	+10	2-3
1979-80	Texas	L	66-47	-19	2-4
1980-81	Oral Roberts	L	80-76	-4	2-5
1981-82	Oklahoma Baptist	W	82-79	+3	3-5
1982-83	Iowa State	L	80-76	-4	3-6
1983-84	UT-Arlington	W	92-66	+26	4-6
1984-85	Abilene Christian	W	89-70	+19	5-6
1985-86	Middle Tennessee	W	83-75	+8	6-6
1986-87	UTSA	W	67-63	+4	7-6
1987-88	Penn State	L	86-63	-23	7-7
1988-89	Texas-Pan American	W	120-36	+84	8-7
1989-90	Sam Houston	L	90-86	-4	8-8
1990-91	Washington	L	84-50	-34	8-9
1991-92	UTSA	W	102-70	+32	9-9
1992-93	SMU	L	72-66	-6	9-10
1993-94	Texas Rio Grande Valley	W	88-68	+20	10-10
1994-95	Montana	L	76-64	-12	10-11
1995-96	Texas Christian	W	103-81	+22	11-11
1996-97	Oral Roberts	W	62-50	+12	12-11
1997-98	Stephen F. Austin	L	82-58	-24	12-12
1998-99	TCU	W	78-66	+12	13-12
1999-00	Arizona	L	75-59	-16	13-13
2000-01	Tulsa	W	80-49	+31	14-13
2001-02	Purdue	W	80-75	+5	15-13
2002-03	Tennessee	L	94-68	-26	15-14
2003-04	Oral Roberts	W	90-42	+48	16-14
2004-05	SE Missouri State	W	84-62	+22	17-14
2005-06	Milwaukee	W	89-57	+32	18-14
2006-07	DePaul	W	105-71	+34	19-14
2007-08	Maryland	L	66-76	-10	19-15
2008-09	UC Riverside	W	88-57	+31	20-15
2009-10	Mercer	W	108-66	+42	21-15
2010-11	Milwaukee	W	76-59	+17	22-15
2011-12	Sacramento State	W	117-55	+62	23-15
2012-13	Creighton	W	69-48	+21	24-15
2013-14	Stetson	W	78-60	+18	25-15
2014-15	Washington	W	90-80	+10	26-15
2015-16	Winthrop	W	78-48	+30	27-15
2016-17	Southern Illinois	W	80-48	+32	28-15
2017-18	Belmont	W	96-73	+23	29-15
2018-19	Western Kentucky	W	90-83	+7	30-15
2019-20	Prairie View A&M	W	94-48	+46	36-10



# MISCELLANEOUS RECORDS

## OVERTIME GAMES

Date	Opponent	W/L	Score
2/12/80	Wichita State	L	59-53
1/19/81	vs. McNeese State ^	L	82-77
2/10/82	Texas Southern	W	82-70
12/11/82	Texas Tech	W	93-91
1/8/83	at Wichita State (2OT)	L	93-81
2/16/83	at Oklahoma State	W	83-82
2/24/85	at Kansas	W	78-77
2/27/88	Colorado	L	91-88
1/14/89	at Kansas	L	86-82
12/29/91	at UCSB	L	105-95
1/25/92	at Oklahoma State	W	75-65
2/26/92	Kansas	L	73-72
1/14/96	Oklahoma State (2OT)	L	86-79
3/14/99	at Arkansas!	L	97-93
12/21/00	at San Diego (2OT)	W	65-63
12/27/00	Stanford	W	102-98
2/24/01	Oklahoma State	W	88-83
2/19/02	at Texas	L	68-62
1/14/04	at Texas A&M	W	65-56
1/26/05	Texas	L	83-71
2/12/06	Baylor	W	81-77
1/22/07	Texas Tech (2OT)	W	86-81
3/11/08	vs. Missouri #	L	70-64
3/25/08	vs. Notre Dame \$	L	79-75
12/5/09	Arkansas	W	87-86
12/9/09	at Marist	W	80-71
2/10/10	Baylor	W	62-60
3/28/10	vs. Notre Dame \$	W	77-72
1/16/11	at Texas	W	71-67
1/31/12	at Kansas	W	74-68
11/17/13	Louisville	L	97-92
1/5/14	Iowa State	L	82-75
1/8/14	at Texas	L	79-74
11/28/14	vs. Kentucky	L	88-92
11/29/14	vs. Illinois	W	78-76
1/29/15	at Texas (2OT)	L	84-81
2/17/15	at Iowa State	L	84-76
1/4/17	Kansas State	W	85-80
2/7/17	West Virginia (2OT)	W	90-87
11/13/17	at DePaul	L	108-111
2/17/18	at West Virginia	W	79-77
1/22/20	at Texas Tech	L	84-89
2/2/20	at Kansas	W	94-82
2/16/20	Kansas State	L	85-87

^ Forfeited by McNeese; does not count as a loss

# Big 12 Tournament game

\$ NCAA Tournament game

! WNIT game

**Overtime Record:** 22-22

(10-8 Home, 10-11 Away, 2-3 Neutral)

**Under Sherri Coale:** 15-14

(6-4 Home, 7-7 Away, 2-3 Neutral)

**Against Big 12 Opponents:** 9-9

(4-3 Home, 5-6 Away, 0-1 Neutral)

**Most Overtimes in a Season:** 4

(2009-10; 2014-15)

## DOUBLE-OVERTIME GAMES

Date	Opponent	W/L	Score
1/23/83	at Wichita State	L	93-81
1/14/96	Oklahoma State	L	86-79
12/21/00	at San Diego	W	65-63
1/22/07	Texas Tech	W	86-81
1/29/15	at Texas	L	84-81
2/7/17	West Virginia	W	90-87

### Double Overtime Record:

3-3 (2-1 Home, 1-2 Away)

### Under Sherri Coale: 2-2

(2-0 Home, 1-1 Away)

## CONSECUTIVE VICTORIES

**Season:** 20 (Dec. 3, 2008 to Feb. 23, 2009)

**Home:** 26 (Feb. 18, 1984, to Feb. 22, 1986)

**Road:** 12 (2000-01)

**Road/Neutral\*:** 18 (Dec. 30, 2006 to Jan. 31, 2007)

**Road\*:** 16 (Dec. 30, 2006 to Jan. 31, 2007)

**To Open Season:** 10 (1984-85, 2001-02)

**Big 12\*:** 24 (March 3, 2005 to Jan. 27, 2007)

**Big 12 w/ Postseason:** 26 (Jan. 4, 2006 to Jan. 27, 2007)

\*Regular-season games only

## CONSECUTIVE LOSSES

**Season:** 16, 1996-97

**Multiple Seasons:** 17, Jan. 7, 1997-Nov. 22, 1997

## MOST GAMES

### Scoring 100 Points or More

**Season:** 4, 1983-84, 1985-86, 1991-92

**Consecutive:** 3, 1991-92

### Games Played

**Season:** 38, 2009-10

**At Home in a Season:** 17, 2019-20

**Away from Home in a Season:** 23, 2005-06

### Games Won

**Season:** 32, 2001-02 and 2008-09

**At Home in a Season:** 15, 2008-09

**On Road/Neutral in a Season:** 19, 2005-06

## TRIPLE-DOUBLES

### Courtney Paris vs. Texas Tech

(March 1, 2006)

18 points, 13 rebounds, 10 blocks

### Diannah Jackson vs. Tulsa

(December 4, 2005)

15 points, 10 rebounds, 10 assists

### LaNae Jones vs. Southern

(December 29, 1993)

12 points, 17 rebounds, 11 blocks

## LARGEST HOME WINS

Mar. Score	Opponent	Date
+73	121-48	Central Arkansas 12/20/07
+72	121-49	Prairie View A&M 11/29/90
+70	105-35	Prairie View A&M 12/14/91
+66	103-37	Jackson State 12/7/98
+66	118-52	Ark.-Pine Bluff 12/29/10
+64	89-25	N.C. Central 1/4/09
+62	117-55	Sacramento State 11/13/11
+60	101-41	Prairie View A&M 12/12/92
+59	104-45	Oklahoma Baptist 11/30/78
+59	91-32	Tulsa 12/11/86
+59	105-46	UMES 12/15/13
+57	93-36	Arkansas State 12/2/07
+52	94-42	Tulsa 12/21/08
+51	99-48	Oral Roberts 2/10/94

## WORST HOME LOSSES

Mar. Score	Opponent	Date
-39	103-64	Baylor 2/27/17
-35	94-59	Texas Tech 2/19/98
-31	88-57	Oklahoma State 1/29/97
-31	89-58	Baylor 1/26/12
-29	74-45	Kansas State 2/1/03
-29	101-72	Nebraska 2/14/98
-25	81-56	Missouri 2/15/97
-24	87-63	Kansas State 3/5/83
-23	74-53	Baylor 1/27/19
-22	76-54	Oklahoma State 2/27/98
-22	52-74	Baylor 1/14/18

## LARGEST ROAD WINS

Mar. Score	Opponent	Date
+84	120-36	UTRGV 11/25/88
+57	95-38	Oral Roberts 11/17/01
+55	99-44	North Texas 12/10/83
+55	103-48	UT-Arlington 12/4/84
+48	88-40	Akron 11/26/04
+48	90-42	Oral Roberts 11/22/03
+48	100-52	Oklahoma City 12/12/83
+48	98-50	Prairie View A&M 1/23/92
+24	73-49	West Virginia 1/15/20

## WORST ROAD LOSSES

Mar. Score	Opponent	Date
-41	86-45	Connecticut 2/14/11
-40	95-55	Kansas 1/16/81
-39	101-62	Northern Arizona 12/30/97
-37	86-49	Colorado 2/18/90
-36	72-36	Texas 2/26/05
-32	101-69	Baylor 2/22/20

## 2,000 POINTS/1,000 REBOUNDS

### Courtney Paris (2006-09)

2,729 points/2,034 rebounds

### Molly McGuire (1980-83)

2,147 points/1,071 rebounds

## 1,000 POINTS/1,000 REBOUNDS

### Caton Hill (2000-04)

1,653 points/1,052 rebounds

### Ashley Paris (2006-09)

1,273 points/1,064 rebounds





» CONFERENCE CHAMPIONSHIP RESULTS BY OPPONENT (35-48 RECORD: 11-29 BIG EIGHT; 25-19 BIG 12)

## vs. BAYLOR (4-1)

2002^	W	84-69	Final
2006^	W	72-61	Final
2007^	W	78-64	Semifinals
2010^	W	59-54	Quarterfinals
2016^	L	57-84	Semifinals

## vs. COLORADO (3-7)

1979*	L	62-72	
1982*	W	71-61	
1983*	L	70-78	Quarterfinals
1989*	L	61-80	Quarterfinals
1991*	L	75-80	Quarterfinals
1996*	L	60-76	Quarterfinals
1998^	L	66-71	First Round
2001^	W	102-93	Semifinals
2003^	L	68-73	Quarterfinals
2004^	W	63-56	Quarterfinals

## vs. IOWA STATE (3-5)

1977*	L	58-93	
1979*	L	69-80	
1980*	W	87-77	
1985*	L	78-63	Quarterfinals
2001^	L	65-68	Final
2006^	W	78-74	Quarterfinals
2007^	W	67-60	Final
2013^	L	60-79	Semifinals

## vs. KANSAS (5-6)

1976*	L	39-65	
1977*	L	45-72	
1981*	L	55-95	
1982*	W	73-63	Semifinals
1984*	W	76-63	Quarterfinals
1985*	W	79-69	Semifinals
1988*	L	66-67	Quarterfinals
1992*	L	62-70	Semifinals
1995*	L	81-88	Semifinals
2001^	W	80-61	Quarterfinals
2010^	W	76-59	Quarterfinals

## vs. KANSAS STATE (2-4)

1976*	L	27-90	
1984*	L	67-69	Semifinals
1987*	L	64-79	Quarterfinals
1997^	L	56-81	First Round
2002^	W	69-49	Semifinals
2004^	W	78-66	Semifinals

## vs. MISSOURI (3-7)

1979*	L	56-80	
1980*	L	63-90	
1981*	L	65-68	
1982*	L	67-84	
1985*	L	83-89	Final
1986*	L	66-71	Final
1990*	W	80-77	Quarterfinals
1992*	W	80-79	Quarterfinals
2006^	W	75-54	Semifinals
2008^	L	64-70 (OT)	First Round



» Oklahoma has won four Big 12 postseason titles (2002, 2004, 2006 and 2007).

## vs. NEBRASKA (3-2)

1978*	W	60-59	
1979*	L	60-82	
1994*	L	56-73	Quarterfinals
1995*	W	77-67	Quarterfinals
2003^	W	71-51	Quarterfinals

## vs. OKLAHOMA STATE (5-5)

1977*	L	65-73	
1980*	L	54-60	
1981*	W	75-61	
1986*	W	85-80	Quarterfinals
1990*	L	78-87	Semifinals
1993*	L	70-85	Quarterfinals
1999^	L	67-70	First Round
2002^	W	87-56	Quarterfinals
2010^	W	74-69	Semifinals
2016^	W	61-45	Quarterfinals

## vs. TEXAS (2-4)

2000^	L	68-71	Quarterfinals
2004^	W	66-47	Final
2005^	L	59-65	Quarterfinals
2007^	W	67-58	Quarterfinals
2014^	L	72-82	Quarterfinals
2015^	L	46-59	Semifinals

## vs. TEXAS A&M (2-4)

2004^	W	60-47	First Round
2005^	W	86-65	First Round
2009^	L	52-64	Semifinals
2010^	L	67-74	Final
2011^	L	68-81	Quarterfinals
2012^	L	66-79	Semifinals

## vs. TCU (0-1)

2018^	L	83-90	Quarterfinals
-------	---	-------	---------------

## vs. TEXAS TECH (1-1)

2011^	W	71-69	Quarterfinals
2019	L	84-104	First Round

## vs. WEST VIRGINIA (2-1)

2013^	W	65-54	Quarterfinals
2015^	W	67-55	Quarterfinals
2017^	L	58-82	Quarterfinals

\* Big Eight Tournament  
^ Big 12 Championship



# BIG 12 CHAMPIONSHIP

## » BIG 12 TOURNAMENT HIGHS

### OKLAHOMA TEAM/GAME

Points	Opponent	Year
102	Colorado	2000
87	Oklahoma State	2002
84	Texas Tech	2019
84	Baylor	2002
83	TCU	2018

### Points (Half)

52 (2nd)	Colorado	2001
50 (1st)	Colorado	2001

### Points (Quarter)

High: 28 (4Q)	TCU	2018
Low: 9 (3Q)	West Virginia	2017

### Field Goals Made

High: 37	Colorado	2011
Low: 15	Texas	2015

### Field Goal Attempts

High: 88	Missouri	2008
Low: 46	Texas A&M	2004

### Field Goal Percentage

High: .545	Texas A&M	2005
Low: .259	Texas	2015

### 3-Pointers Made

High: 14	Colorado	2001
Low: 2	Three Times	

### 3-Pointers Attempts

High: 33	Texas	2014
Low: 10	Baylor	2010

### 3-Point Percentage

High: .533	Texas A&M	2005
Low: .125	West Virginia	2013

### Free Throws Made

High: 25	Baylor	2007
Low: 3	Missouri	2008

### Free Throw Attempts

High: 36	Texas A&M	2009
Low: 6	Nebraska	2006

### Free Throw Percentage

High: .947	Texas A&M	2009
Low: .556	Baylor	2006

### Rebounds

High: 62	Missouri	2008
Low: 27	Texas A&M	2012

### Assists

High: 25	Two times	
Low: 6	TCU	2018

### Steals

High: 16	Oklahoma State	2002
Low: 1	West Virginia	2015

### Blocks

High: 15	Texas	2007
Low: 0	Kansas State	1997

### Turnovers

High: 32	Baylor	2006
Low: 7	Baylor	2010

### OKLAHOMA INDIVIDUAL/GAME

Pts.	Player vs. Opponent	Date
36	Courtney Paris vs. Iowa State	2006
30	Courtney Paris vs. Missouri	2008
27	Courtney Paris vs. Kansas	2009
26	Danielle Robinson vs. Baylor	2010
25	Stacey Dales vs. Baylor	2002
24	Maddie Manning vs. TCU	2018
24	Whitney Hand vs. Texas A&M	2012
24	Jenna Plumley vs. Baylor	2007
24	Courtney Paris vs. Baylor	2006
23	Leah Rush vs. Texas A&M	2005
23	Courtney Paris vs. Iowa State	2007
23	Maria Villarreal vs. Kansas State	2003
23	Stacey Dales vs. Okla. State	2002
23	Dionnah Jackson vs. Okla. State	2002

Field Goals Made	Date	
16	Courtney Paris vs. Iowa State	2006

Field Goals Attempts	Date	
27	Amanda Thompson vs. Texas A&M	2010

Field Goal Pct. (min 5. att)	Date	
1.000	Derica Wyatt vs. Okla. State	2016
1.000	Nicole Griffin vs. Texas A&M	2011

3-Point Field Goals	Date	
5	Taylor Robertson vs. Texas Tech	2019
5	Erin Higgins vs. Baylor	2006
5	Erin Higgins vs. Texas A&M	2005
5	Sunny Hardeman vs. Colorado	2001
5	Rosalind Ross vs. Colorado	2001

3-Point Field Goal Attempts	Date	
12	Aaryn Ellenberg vs. Texas	2014
12	Rosalind Ross vs. Colorado	2011

3-Point Field Goal Pct.	Date	
.800	Stacey Dales vs. Okla. State	2002
.800	Rosalina Ross vs. Kansas	2001

Free Throws Made	Date	
12	Sharane Campbell vs. Missouri	2012

Free Throw Attempts	Date	
15	Sharane Campbell vs. Missouri	2012
15	Courtney Paris vs. Kansas	2009
15	Courtney Paris vs. Baylor	2006

Free Throw Pct.	Date	
1.000	Vionise Pierre-Louis vs. West Virginia	2015
1.000	Leah Rush vs. Texas A&M	2005
1.000	Rosalind Ross vs. Baylor	2002
1.000	LaNeisha Caufield vs. Okla. State	2002
1.000	Caton Hill vs. Colorado	2001

Rebounds	Date	
26	Courtney Paris vs. Baylor	2006

Assists	Date	
9	Morgan Hook	2013
9	Stacey Dales	2001

Steals	Date	
6	Jenna Plumley vs. Iowa State	2007
6	LaNeisha Caufield vs. Kansas State	2002

Blocks	Date	
7	Courtney Paris vs. Missouri	2008



» Courtney Paris' 36-point effort versus Iowa State in 2006 still stands as the most by a Sooner in Big 12 Championship play.



## » YEAR-BY-YEAR CONFERENCE CHAMPIONSHIP RESULTS

### BIG EIGHT (11-29 RECORD)

#### 1976

Kansas State 90, Oklahoma 27  
Kansas 65, Oklahoma 39

#### 1977

Kansas 72, Oklahoma 45  
Iowa State 93, Oklahoma 58  
Oklahoma State 73, Oklahoma 65

#### 1978

Oklahoma 60, Nebraska 59  
Missouri 80, Oklahoma 56

#### 1979

Nebraska 82, Oklahoma 60  
Colorado 72, Oklahoma 62  
Iowa State 80, Oklahoma 69

#### 1980

Missouri 90, Oklahoma 63  
Oklahoma 87, Iowa State 77  
Oklahoma State 60, Oklahoma 54

#### 1981

Oklahoma 75, Oklahoma State 61  
Kansas 95, Oklahoma 55  
Missouri 68, Oklahoma 65

#### 1982

Colorado 71, Oklahoma 61  
Oklahoma 73, Kansas 63  
Missouri 87, Oklahoma 64

#### 1983

Colorado 78, Oklahoma 70

#### 1984

Oklahoma 76, Kansas 63  
Kansas State 69, Oklahoma 67

#### 1985

Oklahoma 78, Iowa State 63  
Oklahoma 79, Kansas 69  
Missouri 89, Oklahoma 83

#### 1986

Oklahoma 85, Oklahoma State 80  
Missouri 71, Oklahoma 66

#### 1987

Kansas State 79, Oklahoma 64

#### 1988

Kansas 67, Oklahoma 66

#### 1989

Colorado 80, Oklahoma 61

#### 1990

Oklahoma 80, Missouri 77  
Oklahoma State 87, Oklahoma 78

#### 1991

Colorado 80, Oklahoma 75

#### 1992

Oklahoma 80, Missouri 79  
Kansas 70, Oklahoma 62

#### 1993

Oklahoma State 85, Oklahoma 70

#### 1994

Nebraska 73, Oklahoma 56

#### 1995

Oklahoma 77, Nebraska 67  
Kansas 88, Oklahoma 81

#### 1996

Colorado 76, Oklahoma 60

### BIG 12 (25-19 RECORD)

#### 1997

Kansas State 81, Oklahoma 56

#### 1998

Colorado 71, Oklahoma 66

#### 1999

Oklahoma State 70, Oklahoma 56

#### 2000

Texas 71, Oklahoma 68

#### 2001

Oklahoma 80, Kansas 61  
Oklahoma 102, Colorado 93  
***Oklahoma 68, Oklahoma 65***

#### 2002

Oklahoma 87, Oklahoma State 56  
Oklahoma 69, Kansas State 49  
***Oklahoma 84, Baylor 69***

#### 2003

Oklahoma 71, Nebraska 51  
Colorado 73, Oklahoma 68

#### 2004

Oklahoma 60, Texas A&M 47  
Oklahoma 78, Kansas State 66  
***Oklahoma 66, Texas 47***

#### 2005

Oklahoma 86, Texas A&M 65  
Texas 65, Oklahoma 59

#### 2006

Oklahoma 78, Iowa State 74  
Oklahoma 75, Missouri 54  
***Oklahoma 72, Baylor 61***

#### 2007

Oklahoma 67, Texas 58  
Oklahoma 78, Baylor 64  
***Oklahoma 67, Iowa State 60***

#### 2008

Missouri 70, Oklahoma 64 (OT)

#### 2009

Oklahoma 76, Kansas 59  
Texas A&M 74, Oklahoma 62

#### 2010

Oklahoma 59, Baylor 54  
Oklahoma 74, Oklahoma State 69  
***Texas A&M 74, Oklahoma 67***

#### 2011

Oklahoma 71, Texas Tech 69  
Texas A&M 81, Oklahoma 68



» Sherri Coale is one of two Big 12 coaches in league history to lead their program to at least four conference tournament titles. Oklahoma won Big 12 postseason crowns in 2002, 2004, 2006 and 2007.

#### 2012

Oklahoma 70, Missouri 59  
Texas A&M 79, Oklahoma 66

#### 2013

Oklahoma 65, West Virginia 54  
Iowa State 79, Oklahoma 60

#### 2014

Texas 82, Oklahoma 72

#### 2015

Oklahoma 67, West Virginia 55  
Texas 59, Oklahoma 46

#### 2016

Oklahoma 61, Oklahoma State 43  
Baylor 84, Oklahoma 57

#### 2017

West Virginia 82, Oklahoma 58

#### 2018

TCU 90, Oklahoma 83

#### 2019

Texas Tech 104, Oklahoma 84

#### 2020

Big 12 Championship canceled due to the COVID-19 pandemic.

*Title games in bold italics*



# FINAL FOUR APPEARANCES

## » 2002



**32-4 Overall Record**  
**5-1 NCAA Tournament Record**  
**Coached by Sherri Coale**

Oklahoma made history in 2002 with its first trip to the NCAA Final Four. The Sooners dominated NCAA action by winning five of their six games by an average margin of 21 points. After capturing the Big 12 regular season and tournament titles, OU earned a No. 1 seed in the West Region and opened NCAA action inside Lloyd Noble Center. The Sooners advanced to the Sweet 16 with a pair of victories over Hartford (84-52) and Villanova (66-53). However, in order to advance to the Final Four, OU had to eliminate two Big 12 teams. First up was Texas Tech. Oklahoma handed the Lady Raiders a 72-62 loss, before routing Colorado, 94-60, for the right to play in the Final Four in San Antonio. Oklahoma shocked Duke with an 86-71 win in the NCAA semifinals before suffering a disappointing 82-70 loss to national powerhouse Connecticut in the national championship game. OU concluded the season 32-4 as the No. 2 team in the AP and USA Today/Coaches Polls.

## » 2009



**32-5 Overall Record**  
**4-1 NCAA Tournament Record**  
**Coached by Sherri Coale**

Oklahoma swept through its home state once again in the 2009 NCAA Championship en route to its second Final Four appearance. Following its sixth Big 12 season championship, OU was rewarded with the No. 1 seed in the Oklahoma City Region, ensuring a path through the Sooner State. Oklahoma dropped Prairie View (76-47) and Georgia Tech (69-50) in Iowa City, Iowa in the first and second rounds. At the Ford Center in Oklahoma City, the Sooner Nation swarmed to the best-attended regional site of the season as OU played in front of crowds of more than 11,000 on its home turf. The Sooners dispatched Pittsburgh (70-59) and Purdue (74-68) to punch a ticket to St. Louis and the Final Four. Oklahoma fell to Louisville at the buzzer, 61-59, ending its remarkable run. The Sooners matched their single-season program record for wins with 32 and finished fourth in the national polls.

## » 2010



**27-11 Overall Record**  
**4-1 NCAA Tournament Record**  
**Coached by Sherri Coale**

The route ran through the Sooner State, ending in familiar territory, as Oklahoma earned a consecutive berth in the NCAA Women's Final Four. Despite the loss of the previous year's star-studded senior class and a season-ending injury to All-America candidate Whitney Hand, the Sooners never wavered from their identity of resilience. OU fought through the nation's toughest schedule and was rewarded with a road to the Final Four that started at home. The Sooners handled South Dakota State and Little Rock at Lloyd Noble Center in the first and second rounds before winning dramatically at the Kansas City Regional. Oklahoma needed last-minute heroics to take down Notre Dame 77-72 in OT and rallied to defeat a pesky Kentucky squad 88-68. No. 2 Stanford loomed in San Antonio, site of the OU's first Final Four and national runner-up finish in 2002, and despite a valiant second-half effort to take an 18-point deficit to one possession, the Sooners fell 73-66.

## » FINAL FOUR RECORDS

### INDIVIDUAL

Points	..... 26, Rosalind Ross vs. Duke, 2002
Field Goals	.....11, Danielle Robinson vs. Stanford, 2010
FG Pct.	..... .500, Rosalind Ross vs. Duke, 2002
3-Point Field Goals	..... 4, Rosalind Ross, twice
3-Point FG Pct.	..... .500, Rosalind Ross vs. Duke, 2002
Free Throws	.....8, LaNeisha Caufield vs. Connecticut, 2002
FT Pct.	......889, LaNeisha Caufield vs. Connecticut, 2002
Rebounds	.....16, Courtney Paris vs. Louisville, 2009
Assists	.....10, Danielle Robinson, Louisville, 2009
Blocks	..... 4, Courtney Paris, Louisville, 2009
Steals	.....4, LaNeisha Caufield, twice

### TEAM

Points	.....86 vs. Duke, 2002
Field Goals	.....28 vs. Duke, 2002
FG Pct.	..... .459 vs. Duke, 2002
3-Point Field Goals	..... 9 vs. Duke, 2002
3-Point FG Pct.	..... .346 vs. Duke, 2002
Free Throws	.....21 vs. Duke, 2002
FT Pct.	......875 vs. Duke, 2002
Rebounds	.....48 vs. Louisville, 2009
Assists	.....16 vs. Louisville, 2009
Blocks	..... 7 vs. Louisville, 2009
Steals	.....12 vs. Connecticut, 2002

# NCAA TOURNAMENT RECORDS



## » NCAA TOURNAMENT RESULTS (33-21 RECORD)

### 1986 (Midwest Region)

#### SWEET 16

First Round Bye  
 (4) OU 86, (5) Vanderbilt 67  
 (1) Texas 85, (4) OU 59

### 1995 (East Region)

(7) OU, 90, (10) Loyola (Md.) 55  
 (2) Louisiana Tech 48, (7) OU 36

### 2000 (East Region)

#### SWEET 16

(5) OU 86, (12) BYU 81  
 (5) OU 76, (4) Purdue 74  
 (1) Connecticut 102, (5) OU 80

### 2001 (West Region)

#### SWEET 16

(2) OU 70, (15) Oral Roberts 64  
 (2) OU 67, (10) Stanford 50  
 (6) Washington 84, (2) OU 67

### 2002 (West Region)

#### NATIONAL CHAMPIONSHIP GAME

(1) OU 84, (16) Hartford 52  
 (1) OU 66, (9) Villanova 53  
 (1) OU 72, (4) Texas Tech 62  
 (1) OU 94, (3) Colorado 60  
 (1) OU 86, (1) Duke 71  
 (1) Connecticut 82, (1) OU 70

### 2003 (Midwest Region)

(7) George Washington 71, (10) OU 61

### 2004 (Midwest Region)

(3) OU 58, (14) Marist 45  
 (6) Stanford 68, (3) OU 43

### 2005 (Southeast Region)

(9) Arizona 72, (8) OU 69

### 2006 (San Antonio Regional)

#### SWEET 16

(2) OU 78, (15) Pepperdine 66  
 (2) OU 86, (7) BYU 70  
 (3) Stanford 88, (2) OU 74

### 2007 (Dayton Regional)

#### SWEET 16

(3) OU 74, (14) SE Missouri State 60  
 (3) OU 78, (6) Marquette 47  
 (7) Ole Miss 90, (2) OU 82

### 2008 (Dayton Regional)

(4) OU 69, (13) Illinois State 61  
 (5) Notre Dame 79, (4) OU 75 (OT)

### 2009 (Oklahoma City Regional)

#### FINAL FOUR

(1) OU 76, (16) Prairie View 47  
 (1) OU 69, (9) Georgia Tech 50  
 (1) OU 70, (4) Pittsburgh 59  
 (1) OU 74, (6) Purdue 68  
 (3) Louisville 61, (1) OU 59

### 2010 (Kansas City Regional)

#### FINAL FOUR

(3) OU 68, (14) South Dakota State 57  
 (3) OU 60, (11) Little Rock 44  
 (3) OU 77, (2) Notre Dame 72 (OT)  
 (3) OU 88, (4) Kentucky 68  
 (1) Stanford 73, (3) OU 66

### 2011 (Dayton Regional)

#### SWEET 16

(6) OU 86, (11) James Madison 72  
 (6) OU 88, (3) Miami 83  
 (2) Notre Dame 78, (6) OU 53

### 2012 (Fresno Regional)

(6) OU 88, (11) Michigan 67  
 (3) St. John's 74, (6) OU 70

### 2013 (Oklahoma City Regional)

#### SWEET 16

(6) OU 78, (11) Central Michigan 73  
 (6) OU 85, (3) UCLA 72  
 (2) Tennessee 74, (6) OU 59

### 2014 (Lincoln Regional)

(7) DePaul, 104 (10) OU 100

### 2015 (Oklahoma City Regional)

(5) OU 111, (12) Quinnipiac 84  
 (4) Stanford 86, (5) OU 76

### 2016 (Lexington Regional)

(6) OU 61, (11) Purdue 45  
 (3) Kentucky 79, (6) OU 58

### 2017 (Oklahoma City Regional)

(6) OU 75, (11) Gonzaga 62  
 (3) Washington 108, (6) OU 82

### 2018 (Spokane Regional)

(5) DePaul 90, (12) Oklahoma 79



## OU'S ALL-TIME NCAA TOURNAMENT SEEDS

Year	Seed	Record
1986	4	1-1
1995	7	1-1
2000	5	2-1
2001	2	2-1
2002	1	5-1
2003	10	0-1
2004	3	1-1
2005	8	0-1
2006	2	2-1
2007	2	2-1
2008	4	1-1
2009	1	4-1
2010	3	4-1
2011	6	2-1
2012	6	1-1
2013	6	2-1
2014	10	0-1
2015	5	1-1
2016	6	1-1
2017	6	1-1
2018	12	0-1

First Round .....	16-4
Second Round.....	10-7
Regional Semifinal.....	3-7
Regional Final .....	3-0
National Semifinal.....	1-2
National Championship.....	0-1
vs. Higher Seeds.....	4-13
vs. Lower Seeds.....	28-7
vs. Equal Seeds.....	1-1



# NCAA TOURNAMENT LINE SCORES

1986	DATE	FG	FGA	PCT	3P	3PA	PCT	FT	FTA	PCT	O	D	TOT	PF	A	TO	B	ST	TP
OKLAHOMA	3/16/86	38	76	.500	--	--	--	10	17	.588	--	--	58	20	25	21	4	10	86
Vanderbilt		27	78	.346	--	--	--	13	24	.542	--	--	41	22	14	17	7	10	67
OKLAHOMA	3/20/86	25	58	.431	--	--	--	9	16	.562	--	--	32	27	10	22	1	8	59
Texas		32	61	.525	--	--	--	21	35	.600	--	--	42	16	12	14	2	10	85

1995	DATE	FG	FGA	PCT	3P	3PA	PCT	FT	FTA	PCT	O	D	TOT	PF	A	TO	B	ST	TP
OKLAHOMA	3/08/95	15	60	.250	2	13	.154	4	12	.333	8	37	45	22	8	15	4	5	36
Louisiana Tech		19	66	.288	1	12	.083	9	26	.346	20	40	60	15	11	12	4	10	48
OKLAHOMA	3/16/95	35	64	.547	2	6	.333	18	25	.720	11	27	38	25	22	18	6	21	90
Loyola		13	54	.241	1	10	.100	28	35	.800	20	22	42	19	6	32	1	7	55

2000	DATE	FG	FGA	PCT	3P	3PA	PCT	FT	FTA	PCT	O	D	TOT	PF	A	TO	B	ST	TP
OKLAHOMA	3/18/00	31	57	.544	3	13	.231	21	29	.724	10	26	36	16	23	18	0	8	86
BYU		26	60	.433	13	25	.520	16	22	.727	11	20	31	22	14	17	2	10	81
OKLAHOMA	3/20/00	28	60	.467	5	14	.357	15	19	.789	10	22	32	23	13	13	5	5	76
Purdue		27	56	.482	1	5	.200	19	29	.655	15	21	36	21	18	19	3	9	74
OKLAHOMA	3/25/00	25	58	.431	7	16	.438	23	29	.793	17	23	40	18	10	33	2	5	80
Connecticut		40	70	.571	6	14	.429	16	22	.727	10	19	29	23	19	15	3	21	102

2001	DATE	FG	FGA	PCT	3P	3PA	PCT	FT	FTA	PCT	O	D	TOT	PF	A	TO	B	ST	TP
OKLAHOMA	3/17/01	25	50	.500	7	21	.333	13	26	.500	14	21	35	15	14	17	1	7	70
Oral Roberts		23	49	.469	8	14	.571	10	14	.714	7	17	24	24	13	16	1	11	64
OKLAHOMA	3/19/01	20	61	.328	7	24	.292	20	27	.741	19	33	52	9	13	13	0	5	67
Stanford		21	63	.333	2	20	.100	6	6	1.000	9	25	34	21	12	14	11	6	50
OKLAHOMA	3/24/01	25	72	.347	6	26	.231	11	16	.688	12	25	37	22	21	15	1	8	67
Washington		27	60	.450	8	24	.333	22	28	.786	10	38	48	18	15	18	4	5	84

2002	DATE	FG	FGA	PCT	3P	3PA	PCT	FT	FTA	PCT	O	D	TOT	PF	A	TO	B	ST	TP
OKLAHOMA	3/16/02	29	57	.509	5	16	.313	21	33	.636	17	27	44	17	20	20	1	13	84
Hartford		18	63	.286	3	16	.188	13	18	.722	21	19	40	26	7	22	1	12	52
OKLAHOMA	3/18/02	21	44	.477	6	13	.462	18	21	.857	7	27	34	11	12	12	0	3	66
Villanova		19	51	.373	8	23	.348	7	10	.700	7	17	24	13	11	10	3	6	53
OKLAHOMA	3/23/02	26	59	.441	6	17	.353	14	16	.875	11	33	44	14	14	21	0	9	72
Texas Tech		25	67	.373	5	20	.250	7	11	.636	12	22	34	15	12	16	2	8	62
OKLAHOMA	3/25/02	34	62	.548	9	21	.429	17	20	.850	7	21	28	19	12	15	0	10	94
Colorado		21	50	.420	0	4	.000	18	21	.857	9	22	31	15	5	29	0	8	60
OKLAHOMA	3/29/02	28	61	.459	9	26	.346	21	24	.875	5	37	42	14	15	16	0	11	86
Duke		28	73	.384	4	20	.200	11	14	.786	10	28	38	18	19	16	2	5	71
OKLAHOMA	3/31/02	24	62	.387	8	20	.400	14	20	.700	11	14	25	17	12	15	2	12	70
Connecticut		30	57	.526	0	9	.000	22	25	.880	14	30	44	16	15	21	8	7	82

2003	DATE	FG	FGA	PCT	3P	3PA	PCT	FT	FTA	PCT	O	D	TOT	PF	A	TO	B	ST	TP
OKLAHOMA	3/23/03	22	55	.400	6	18	.333	11	19	.579	11	28	39	17	19	22	0	8	61
George Wash.		23	53	.434	7	14	.500	18	20	.900	3	26	29	17	17	17	7	11	71

2004	DATE	FG	FGA	PCT	3P	3PA	PCT	FT	FTA	PCT	O	D	TOT	PF	A	TO	B	ST	TP
OKLAHOMA	3/20/04	17	41	.415	1	13	.077	23	24	.958	4	38	42	17	11	21	2	8	58
Marist		15	63	.238	5	21	.238	10	14	.714	12	20	32	18	11	13	0	12	45
OKLAHOMA	3/22/04	15	50	.300	4	17	.235	9	16	.563	12	20	32	16	6	14	3	2	43
Stanford		23	50	.460	8	19	.421	14	17	.824	8	29	37	18	17	8	3	5	68

2005	DATE	FG	FGA	PCT	3P	3PA	PCT	FT	FTA	PCT	O	D	TOT	PF	A	TO	B	ST	TP
OKLAHOMA	3/20/05	23	56	.411	8	22	.364	15	17	.882	11	28	39	19	20	14	1	3	69
Arizona		24	64	.375	9	20	.450	15	21	.714	17	23	40	16	14	10	5	7	72

2006	DATE	FG	FGA	PCT	3P	3PA	PCT	FT	FTA	PCT	O	D	TOT	PF	A	TO	B	ST	TP
OKLAHOMA	3/11/06	25	51	.490	3	11	.273	25	34	.735	9	38	47	19	18	23	6	7	78
Pepperdine		22	71	.310	6	18	.333	16	21	.762	13	24	37	24	12	15	2	10	24
OKLAHOMA	3/20/06	30	58	.517	10	20	.500	16	22	.727	10	29	39	14	21	17	3	5	86
BYU		28	65	.431	6	23	.261	8	18	.444	14	21	35	17	16	14	3	11	70
OKLAHOMA	3/25/06	29	69	.420	5	17	.294	11	16	.688	14	27	41	19	17	14	4	5	74
Stanford		30	63	.467	9	24	.375	19	23	.826	8	30	38	10	19	9	2	7	88

2007	DATE	FG	FGA	PCT	3P	3PA	PCT	FT	FTA	PCT	O	D	TOT	PF	A	TO	B	ST	TP
OKLAHOMA	3/17/07	29	51	.569	10	17	.588	6	8	.750	4	28	32	12	15	10	3	4	74
SE Missouri St.		21	62	.339	7	21	.333	11	12	.917	11	18	29	9	12	6	2	6	60
OKLAHOMA	3/19/07	28	60	.467	4	16	.250	18	22	.818	11	38	49	19	11	19	7	7	78
Marquette		13	61	.213	5	20	.250	16	23	.696	13	20	33	22	7	16	2	10	47
OKLAHOMA	3/25/07	32	69	.464	7	20	.350	11	14	.786	16	33	49	26	20	26	3	5	82
Ole Miss		28	74	.378	5	19	.263	29	41	.707	21	23	44	17	18	11	3	16	90

2008	DATE	FG	FGA	PCT	3P	3PA	PCT	FT	FTA	PCT	O	D	TOT	PF	A	TO	B	ST	TP
OKLAHOMA	3/23/08	28	69	.406	1	11	.091	12	16	.750	15	27	42	22	18	14	7	9	69
Illinois State		22	56	.393	5	18	.278	12	16	.750	8	26	34	16	14	18	1	4	61
OKLAHOMA	3/25/08	30	64	.469	9	16	.563	6	9	.667	17	20	37	21	23	24	8	6	75
Notre Dame		26	57	.456	5	8	.625	22	24	.917	12	16	28	13	15	19	3	13	79

# NCAA TOURNAMENT LINE SCORES



2009	DATE	FG	FGA	PCT	3P	3PA	PCT	FT	FTA	PCT	O	D	TOT	PF	A	TO	B	ST	TP
OKLAHOMA	3/22/09	28	68	.412	6	26	.231	14	20	.700	18	35	53	16	16	19	6	14	76
Prairie View		17	60	.283	1	7	.143	12	18	.667	12	26	38	13	8	17	4	13	47
OKLAHOMA	3/24/09	26	53	.491	3	11	.273	14	16	.875	9	32	41	18	17	16	7	5	69
Georgia Tech		17	63	.270	1	13	.077	15	20	.750	18	18	36	18	13	15	2	4	50
OKLAHOMA	3/29/09	25	64	.391	8	21	.381	12	16	.750	16	35	51	15	15	16	3	5	70
Pittsburgh		23	74	.311	3	13	.231	10	15	.667	19	26	45	14	8	9	6	8	59
OKLAHOMA	3/31/09	23	61	.377	4	16	.250	24	31	.774	19	20	39	21	11	11	7	10	74
Purdue		17	46	.370	3	9	.333	31	34	.912	10	22	32	22	11	16	3	6	68
OKLAHOMA	4/5/09	21	59	.356	4	21	.190	13	20	.650	21	27	48	16	16	17	7	5	59
Louisville		22	61	.361	3	13	.231	14	21	.667	18	21	39	18	9	11	3	10	61
<b>2010</b>																			
OKLAHOMA	3/21/10	27	61	.443	4	16	.250	10	11	.909	11	25	36	13	15	13	4	10	68
South Dakota State		21	57	.368	8	18	.444	7	8	.875	11	24	35	14	10	18	0	5	57
OKLAHOMA	3/23/10	23	47	.489	1	7	.143	13	15	.867	8	27	35	10	11	22	1	6	60
Little Rock		19	51	.373	0	16	.000	6	12	.500	9	18	27	16	9	20	1	11	44
OKLAHOMA	3/28/10	30	70	.429	7	14	.500	10	11	.909	15	29	44	14	21	17	5	7	77
Notre Dame		27	63	.429	3	8	.375	15	17	.882	8	25	33	14	14	12	5	11	72
OKLAHOMA	3/30/10	32	52	.615	5	15	.333	19	21	.905	8	28	36	18	15	21	2	8	88
Kentucky		23	70	.329	2	17	.118	20	22	.909	20	14	34	17	6	14	0	12	68
OKLAHOMA	4/4/10	26	68	.382	4	17	.235	10	16	.625	12	29	41	19	7	9	4	4	66
Stanford		27	69	.391	1	15	.067	18	27	.667	18	35	53	12	13	7	3	7	73
<b>2011</b>																			
OKLAHOMA	3/20/11	31	67	.463	4	16	.250	20	23	.870	18	31	49	20	12	22	6	7	86
James Madison		28	77	.364	2	25	.080	14	19	.737	17	21	38	21	7	14	4	15	72
OKLAHOMA	3/22/11	29	68	.426	11	29	.379	19	22	.864	17	28	45	14	22	18	2	8	88
Miami		32	73	.438	8	23	.348	11	15	.733	15	24	39	20	16	15	3	9	83
OKLAHOMA	3/26/11	23	55	.418	1	11	.091	6	9	.667	2	22	24	17	14	24	3	7	53
Notre Dame		28	59	.475	9	18	.500	13	18	.722	14	33	47	13	24	24	4	14	78
<b>2012</b>																			
OKLAHOMA	3/18/12	34	69	.493	10	29	.345	10	18	.556	15	28	43	13	22	8	2	10	88
Michigan		25	58	.431	8	23	.348	9	14	.643	7	26	33	15	11	14	2	4	67
OKLAHOMA	3/20/12	23	48	.479	4	11	.364	20	24	.833	8	29	37	17	16	19	4	3	70
St. John's		27	65	.415	4	10	.400	16	19	.842	11	20	31	21	14	8	2	7	74
<b>2013</b>																			
OKLAHOMA	3/23/13	25	53	.472	9	19	.474	19	22	.864	11	37	48	14	15	24	5	5	78
Central Michigan		26	84	.310	8	33	.242	13	19	.684	23	19	42	16	10	7	4	12	73
OKLAHOMA	3/25/13	24	59	.407	11	27	.407	26	37	.703	13	24	37	21	10	7	5	3	85
UCLA		26	68	.382	2	12	.167	18	25	.720	23	27	50	24	18	14	3	2	72
OKLAHOMA	3/31/13	23	75	.307	5	29	.172	8	12	.667	22	28	50	14	4	17	2	6	59
Tennessee		29	67	.433	4	15	.267	12	18	.667	14	33	47	18	14	13	4	11	74
<b>2014</b>																			
OKLAHOMA	3/22/14	34	73	.466	12	33	.364	20	21	.952	18	17	35	21	13	15	7	7	100
DePaul		36	67	.537	11	23	.478	21	26	.808	17	22	39	21	20	16	5	8	104
<b>2015</b>																			
OKLAHOMA	3/21/15	40	72	.556	13	29	.448	18	24	.750	15	33	48	25	27	13	2	5	111
Quinnipiac		23	66	.348	12	29	.414	26	33	.788	13	19	32	21	11	11	1	7	84
OKLAHOMA	3/23/15	28	72	.389	6	23	.261	14	19	.737	16	20	36	28	11	13	1	9	76
Stanford		24	46	.522	8	17	.471	30	38	.789	8	31	39	21	10	20	7	5	86
<b>2016</b>																			
OKLAHOMA	3/19/16	22	51	.431	6	16	.375	11	14	.786	6	33	39	13	11	16	13	6	61
Purdue		18	64	.281	4	11	.364	5	13	.385	16	23	39	13	11	13	3	5	45
OKLAHOMA	3/21/16	18	66	.273	6	22	.273	16	19	.842	17	23	40	26	11	13	5	4	58
Kentucky		22	58	.379	6	13	.462	29	38	.763	11	30	41	17	12	10	8	3	79
<b>2017</b>																			
OKLAHOMA	3/18/17	23	53	.434	10	23	.435	19	21	.905	7	28	35	18	10	17	11	5	75
Gonzaga		24	71	.338	3	18	.167	11	15	.733	19	25	44	19	13	13	3	7	62
OKLAHOMA	3/20/17	32	69	.464	12	26	.462	6	8	.750	13	17	30	22	14	12	5	3	82
Washington		36	63	.571	18	30	.600	18	28	.643	11	23	34	16	20	8	6	4	108
<b>2018</b>																			
OKLAHOMA	3/16/18	25	61	.410	4	19	.211	25	33	.758	9	24	33	19	15	12	2	9	79
DePaul		30	58	.517	12	24	.500	18	25	.720	7	34	41	23	26	15	3	6	90



# NCAA TOURNAMENT RECORDS

## » SINGLE-GAME RECORDS

### MOST BY OKLAHOMA

**Points:** .....111 vs. Quinnipiac, 2015  
**Total Rebounds:**..... 58 vs. Vanderbilt, 1986  
**Offensive Reb.:**.....22 vs. Tennessee, 2003  
**Defensive Rebounds:** .....38, twice  
 ..... vs. Marquette, 2007  
 ..... vs. Pepperdine, 2006  
**Field Goals Made:**..... 40 vs. Quinnipiac, 2015  
**FG Attempts:**..... 76 vs. Vanderbilt, 1986  
**FG Pct.:**..... .568 (32-52) at Kentucky, 2010  
**3-Point Field Goals:**.....13 vs. Quinnipiac, 2014  
**3-PT FG Att.:**..... 33 vs. DePaul, 2014  
**3-PT FG Pct.:** .563 (9-16) vs. Notre Dame, 2008  
**Free Throws:**.....30 at Stanford, 2015  
**FT Attempts:**..... 38 at Stanford, 2015  
**FT Pct.:**......958 (23-24) vs. Marist, 2004  
**Assists:**.....27 vs. Quinnipiac, 2015  
**Steals:**.....21 vs. Loyola (Md.), 1995  
**Blocks:**.....13 vs. Purdue, 2016  
**Turnovers:**.....33 vs. Connecticut, 2000  
**Fouls:**.....28 vs. Stanford, 2015  
**Technical Fouls:**.....1, four times  
**Points in a Quarter:**..29 vs. Gonzaga [IQ], 2016  
**Points in First Half:** ..57 vs. Quinnipiac, 2015  
**Points in Second Half:** ..66 vs. DePaul, 2014  
**Points in Overtime:**..11 vs. Notre Dame, 2010

### FEWEST BY OKLAHOMA

**Points:**.....36 vs. Louisiana Tech, 1995  
**Total Rebounds:**.....24 vs. Notre Dame, 2011  
**Offensive Reb.:**.....2 vs. Notre Dame, 2011  
**Defensive Rebounds:** .....15 vs. Texas, 1986  
**Field Goals:**.....15 vs. Stanford, 2004  
**FG Attempts:**.....41 vs. Marist, 2004  
**FG Pct.:**......250 (15-60) vs. La. Tech, 1995  
**3-Point Field Goals:** .....1, four times  
 ..... vs. Notre Dame, 2011  
 ..... vs. Little Rock, 2010  
 ..... vs. Illinois State, 2008  
 ..... vs. Marist, 2004  
**3-PT FG Att.:**.....6 vs. Loyola (Md.), 1986  
**3-PT FG Pct.:**......077 (1-13) vs. Marist, 2004  
**FT Made:**.....4 vs. Louisiana Tech, 1995  
**FT Att.:**.....9 vs. Notre Dame (3-25-08)  
**FT Pct.:**......333 (4-12) vs. Louisiana Tech, 1995  
**Assists:**.....4 vs. Tennessee, 2013  
**Steals:**.....2 vs. Stanford, 2004  
**Blocks:**.....0, five times  
**Turnovers:**.....2, vs. UCLA, 2013  
**Fouls:**.....9 vs. Oral Roberts, 2001  
**Technical Fouls:**.....None  
**Points in a Quarter:**.....8, twice  
**Points in First Half:** 17 vs. Notre Dame, 2011  
**Points in Second Half:**.....13 vs. La. Tech, 1995  
**Points in Overtime:**10 vs. Notre Dame, 2008

### MOST BY AN OPPONENT

**Points:**.....108, Washington, 2017  
**Rebounds:**.....53, twice  
 ..... Stanford, 2010  
 ..... Louisiana Tech, 1995  
**Offensive Reb.:**.....23, Central Michigan, 2013  
**Defensive Reb.:**.....40, Louisiana Tech, 1995  
**Field Goals:**.....40, Connecticut, 2000  
**FG Attempts:**.....84, Central Michigan, 2013

**FG Pct.:**.....571, twice  
 ..... (36-63) Washington, 2017  
 ..... (40-70) Connecticut, 2000  
**3-PT Field Goals:** .....18, Washington, 2017  
**3-PT FG Att.:**.....33, Central Michigan, 2013  
**3-PT FG Pct.:** .625 (5-8) Notre Dame, 2008  
**Free Throws Made:**.....31, Purdue, 2008  
**FT Attempts:**.....41, Ole Miss, 2007  
**FT Pct.:**.....1.000, (6-6) Stanford, 2001  
**Assists:**.....26, DePaul, 2018  
**Steals:**.....21, Connecticut, 2000  
**Blocks:**.....11, Stanford, 2001  
**Turnovers:**.....32, Loyola (Md.), 1995  
**Fouls:**.....26, Hartford, 2002  
**Technical Fouls:**.....1, twice  
**Points in a Quarter:** 30, Washington [4Q], 2017  
**Points in First Half:** ..57, Connecticut, 2000  
**Points in Second Half:** .....54, three times  
 ..... Washington, 2017, Stanford, 2015  
 ..... DePaul, 2014  
**Points in Overtime:**.....14, Notre Dame, 2008

### FEWEST BY AN OPPONENT

**Points:**.....44, Little Rock, 2010  
**Rebounds:**.....24, twice, Villanova, 2002  
 ..... Oral Roberts, 2001  
**Offensive Reb.:** 3, George Washington, 2003  
**Defensive Rebounds:** .....14, Kentucky, 2010  
**FG Made:**.....13, twice, vs. Marquette, 1995  
 ..... Loyola (Md.), 1995  
**FG Attempts:**.....46, twice, Stanford, 2015  
 ..... Purdue, 2009  
**FG Pct.:**......213 (13-61), Marquette, 2007  
**3-PT Field Goals:** .....0, three times  
 ..... Little Rock, 2010  
 ..... Colorado, 2002, Connecticut, 2002  
**3-PT FG Att.:**.....4, Colorado, 2002  
**3-PT FG Pct.:**......000, four times  
**Free Throws:**.....5, Purdue, 2016  
**FT Att.:**.....6, Stanford, 2001  
**FT Pct.:**......346 (9-26), Louisiana Tech, 1995  
**Assists:**.....5, Colorado, 2002  
**Steals:**.....2, UCLA, 2013  
**Blocks:**.....0, three times  
 ..... Kentucky, 2010  
 ..... South Dakota State 2010, Colorado, 2002  
**Turnovers:**.....7, twice  
 ..... Central Michigan, 2013  
 ..... Stanford, 2010  
**Fouls:**.....9, Southeast Missouri State, 2007  
**Technical Fouls:**.....None  
**Points in a Quarter:** 8 vs. Purdue [2Q], 2016  
**Points in First Half:** ..15, twice, Purdue, 2016  
 ..... Little Rock, 2010  
**Points in Second Half:** 19, Prairie View, 2009  
**Points in Overtime:**.....6, Notre Dame, 2010

### MOST BY AN OKLAHOMA PLAYER

**Points:** ..36, Aaryn Ellenberg vs. DePaul, 2014  
**Rebs:**.....20, Courtney Paris vs. Ole Miss, 2007  
**Offensive Reb.:**..8, Courtney Paris, three times  
 ..... JoAnna McFarland vs. Tennessee, 2013  
**Defensive Reb.:** 14, Courtney Paris, three times  
**FGs:**.....14, Courtney Paris vs. Ole Miss, 2007  
**FG Attempts:**.....24, three times

..... Danielle Robinson vs. Stanford, 2010  
 ..... Courtney Paris vs. Ole Miss, 2007  
 ..... Courtney Paris vs. Stanford, 2006  
**FG Pct. (min. 10 made):** ..... .846 (11-13)  
 ..... Courtney Paris vs. Pepperdine, 2006  
**3-PT FGs:**.....7, Aaryn Ellenberg vs. DePaul, 2014  
**3-PT FG Att.:** 15, Aaryn Ellenberg vs. DePaul, 2014  
**3-PT FG Pct. (min. 3 made):** ..... 1.000, (3-3)  
 ..... Krista Sanchez vs. BYU, 2006  
**Free Throws Made:**.....11, four times  
 ..... Ana Llanusa vs. DePaul, 2018  
 ..... Danielle Robinson vs. Purdue, 2009  
 ..... LaNeisha Caufield vs. Villanova, 2002  
 ..... LaNeisha Caufield vs. Connecticut, 2000  
**FT Attempts:**.....14, twice  
 ..... Courtney Paris vs. Purdue, 2009  
 ..... LaNeisha Caufield vs. Connecticut, 2000  
**FT Pct. (min. 5 made):** ..... 1.000, five times  
 MR: (8-8) Sharane Campbell vs. DePaul, 2014  
**Assists:**.....12, Stacey Dales vs. BYU, 2000  
**Steals:**.....5, three times  
 ..... MR: Nyeshia Stevenson vs. Kentucky, 2010  
**Blocks:** 9, Vionise Pierre-Louis vs. Gonzaga, 2017  
**Turnovers:** 12, Stacey Dales vs. Connecticut, 2000

### MOST BY AN OPPOSING PLAYER

**Points:**.....38, twice  
 ..... Kelsey Plum, Washington, 2017  
 ..... Nneka Ogwumike, Stanford, 2010  
**Rebounds:** 17, Racquel Spurlock, La. Tech, 1995  
**Off. Reb.:**.....9, Crystal Bradford, Cent. Mich., 2013  
**Def. Reb.:** 12, Nneka Ogwumike, Stanford, 2010  
**Field Goals:**.....14, twice;  
 ..... Crystal Bradford, Central Michigan, 2013  
 ..... Brooke Smith, Stanford, 2006  
**FG Att.:** 31, Crystal Bradford, Cent. Mich., 2013  
**Field Goal Pct. (min. 10 made):** .. .875 (14-16),  
 ..... Brooke Smith, Stanford, 2006  
**3-PT FG Made:**.....6, twice  
 ..... Brittany Mallory, Notre Dame, 2011  
 ..... Cady Williams, BYU, 2000  
**3-PT FG Att.:** 12, Niki DiGiulio, Cent. Mich., 2013  
**3-PT FG Pct. (min. 5 made):**......857 (6-7),  
 ..... Tamika Williams, Connecticut, 2002  
**FTs:** 15, Racquel Spurlock, Loyola (Md.), 1995  
**FT Attempts:** .....16, twice,  
 ..... Ashley Awward, Ole Miss, 2007  
 ..... Racquel Spurlock, Loyola (Md.), 1995  
**FT Pct. (min. 5 made):**.....1.000, twice,  
 ..... (12-12), Charel Allen, Notre Dame (3-25-08)  
 ..... (8-8), Diana Taurasi, Connecticut (3-31-02)  
**Assists:** ..12, Skylar Diggins, Notre Dame, 2011  
**Steals:**.....9, Dee Dee Wheeler, Arizona, 2005  
**Blocks:**.....6, three times  
 ..... MR: Alexis Jennings, Kentucky, 2016  
**Turnovers:**.....8, three times  
 ..... MR: Markel Williams, UCLA, 2013





## » SINGLE-GAME CATEGORY LEADERS

### » OKLAHOMA

#### POINTS

- 36, Aaryn Ellenberg vs. DePaul, 2014
- 33, Phylesha Whaley vs. BYU, 2000
- 31, Nyeshia Stevenson vs. Kentucky, 2010
- 30, Courtney Paris vs. BYU, 2006
- 30, LaNeisha Caufield vs. Villanova, 2002
- 28, Aaryn Ellenberg vs. Michigan, 2012
- 28, Leah Rush vs. Arizona, 2005
- 27, Aaryn Ellenberg vs. UCLA, 2013
- 27, Whitney Hand vs. Miami (Fla.), 2011
- 27, Courtney Paris vs. Pepperdine, 2006

#### REBOUNDS

- 20, Courtney Paris vs. Ole Miss, 2007
- 17, Joanna McFarland vs. Central Michigan, 2013
- 17, Dionnah Jackson vs. Arizona, 2005
- 16, Joanna McFarland vs. Tennessee, 2013
- 16, Joanna McFarland vs. UCLA, 2013
- 16, Courtney Paris vs. Prairie View, 2009
- 16, Ashley Paris vs. Pittsburgh, 2009
- 16, Courtney Paris vs. Stanford, 2006
- 15, Joanna McFarland vs. James Madison, 2011
- 15, Joanna McFarland vs. Miami (Fla.), 2011
- 15, Amanda Thompson vs. South Dakota State, 2010
- 15, Courtney Paris vs. BYU, 2006

#### ASSISTS

- 12, Stacey Dales vs. BYU, 2000
- 11, Danielle Robinson vs. Miami (Fla.), 2011
- 11, Danielle Robinson vs. Louisville, 2009
- 10, Gileysa Penzo vs. DePaul, 2018
- 10, Britney Brown vs. BYU, 2006
- 9, Stacey Dales vs. Colorado, 2002
- 8, Danielle Robinson vs. Pittsburgh, 2009
- 8, Amanda Thompson vs. Notre Dame, 2008
- 7, Morgan Hook vs. Central Michigan, 2013
- 7, Whitney Hand vs. St. John's, 2012
- 7, Danielle Robinson vs. Pittsburgh, 2010
- 7, Jenna Plumlee vs. SE Missouri State, 2007
- 7, Britney Brown vs. Arizona, 2005
- 7, Dionnah Jackson vs. George Washington, 2003
- 7, LaNeisha Caufield vs. Washington, 2001

### » OPPONENTS

#### POINTS

- 38, Kelsey Plum, Washington, 2017
- 38, Nneka Ogumike, Stanford, 2010
- 36, Crystal Bradford, Central Michigan, 2013
- 35, Charel Allen, Notre Dame, 2008
- 34, Camille Copper, Purdue, 2000



» Aaryn Ellenberg scored 36 points against DePaul in 2014 to set an OU NCAA Tournament single-game record.

- 31, Victoria Dunlap, Kentucky, 2010
- 31, Armintie Price, Ole Miss, 2007
- 31, Daphanie Kennedy, Pepperdine, 2006
- 29, Candice Wiggins, Stanford, 2006
- 25, Ashley Awkward, Ole Miss, 2007

#### REBOUNDS

- 17, Racquel Spurlock, Louisiana Tech, 1995
- 16, Nneka Ogumike, Stanford, 2010
- 15, Chantel Osahor, Washington, 2017
- 14, Crystal Bradford, Central Michigan, 2013
- 14, Morgan Stroman, Miami (Fla.), 2011
- 14, Karen Booker, Vanderbilt, 1986
- 13, Victoria Dunlap, Kentucky, 2010
- 13, Lindsey Wisdom-Hilton, Purdue, 2009
- 13, Swin Cash, Connecticut, 2002
- 11, Erica McCall, Stanford, 2015
- 11, Angel McCoughtry, Louisville, 2009
- 11, Nicole Powell, Stanford, 2004
- 11, Maquisha Walker, 1995

#### ASSISTS

- 12, Skylar Diggins, Notre Dame, 2011
- 11, Kelsey Plum, Washington, 2017
- 9, Dee Dee Wheeler, Arizona, 2005
- 8, Shea Ralph, Connecticut, 2000
- 8, Kamie Ethcide, Texas, 1986
- 7, by eight players (most recently by Chantel Osahor, Washington, 2017)



# NCAA TOURNAMENT RECORDS

## » OKLAHOMA TEAM HIGHS

### POINTS

- 111 vs. Quinnipiac, 2015
- 100 vs. DePaul, 2014
- 94 vs. Colorado, 2002
- 90 vs. Loyola (Md.), 1995
- 88 vs. Michigan, 2012  
88 vs. Miami (Fla.), 2011  
88 vs. Kentucky, 2010

### FIELD GOALS

- 40 vs. Quinnipiac, 2015
- 38 vs. Vanderbilt, 1986
- 34 vs. DePaul, 2014  
34 vs. Michigan, 2012  
34 vs. Colorado, 2002

### FIELD GOAL ATTEMPTS

- 76 vs. Vanderbilt, 1986
- 75 vs. Tennessee, 2013
- 73 vs. DePaul, 2014
- 72 vs. Stanford, 2015  
72 vs. Quinnipiac, 2015

### FIELD GOAL PERCENTAGE

- .615 vs. Kentucky, 2010
- .569 vs. SE Missouri State, 2007
- .556 vs. Quinnipiac, 2015
- .548 vs. Colorado, 2002
- .544 vs. BYU, 2000

### 3-POINT FIELD GOALS

- 13 vs. Quinnipiac, 2015
- 12 vs. Washington, 2017  
12 vs. DePaul, 2014
- 11 vs. UCLA, 2013  
11 vs. Miami (Fla.), 2011

### 3-POINT FIELD GOAL ATTEMPTS

- 33 vs. DePaul, 2014
- 29 vs. Quinnipiac, 2015  
29 vs. Tennessee, 2013  
29 vs. Michigan, 2012  
29 vs. Miami (Fla.), 2011

### 3-POINT FG PCT. (MIN. 10 ATTEMPTS)

- .588 (10-for-17) vs. SE Mo. State, 2007
- .563 (9-for-16) vs. Notre Dame, 2008
- .529 (7-for-14) vs. Notre Dame, 2010
- .500 (10-for-20) vs. BYU, 2006
- .474 (9-for-19) vs. Cent. Michigan, 2013

### FREE THROWS

- 30 vs. Stanford, 2015
- 26 vs. UCLA, 2013
- 25 vs. DePaul, 2018  
25 vs. Pepperdine, 2006
- 24 vs. Purdue, 2009

### FREE THROW ATTEMPTS

- 38 vs. Stanford, 2015
- 37 vs. UCLA, 2013
- 34 vs. Pepperdine, 2006
- 33 vs. DePaul, 2018  
33 vs. Hartford, 2002

### FREE THROW PCT. (MIN. 10 ATTEMPTS)

- .958 (23-for-24) vs. Marist, 2004
- .952 (20-for-21) vs. DePaul, 2014
- .909 (10-for-11) vs. Notre Dame, 2010  
.909 (10-for-11) vs. S.D. State, 2010
- .905 (20-for-22) vs. Gonzaga, 2017  
.905 (12-for-14) vs. Kentucky, 2010

### REBOUNDS

- 58 vs. Vanderbilt, 1986
- 53 vs. Prairie View A&M, 2009
- 52 vs. Stanford, 2001
- 51 vs. Pittsburgh, 2009
- 50 vs. Tennessee, 2013

### ASSISTS

- 27 vs. Quinnipiac, 2015
- 23 vs. Notre Dame, 2008
- 23 vs. Colorado, 2002
- 22 vs. Michigan, 2012  
22 vs. Miami (Fla.), 2011

### TURNOVERS

- 33 vs. Connecticut, 2000
- 26 vs. Ole Miss, 2007
- 24 vs. Central Michigan, 2013
- 24 vs. Notre Dame, 2011
- 24 vs. Notre Dame, 2008

### BLOCKED SHOTS

- 13 vs. Purdue, 2016
- 11 vs. Gonzaga, 2017
- 8 vs. Notre Dame, 2008
- 7 vs. Stanford, 2015  
7 vs. DePaul, 2014  
7 vs. Louisville, 2009  
7 vs. Purdue, 2009  
7 vs. Georgia Tech, 2009  
7 vs. Illinois State, 2009  
7 vs. Illinois State, 2008  
7 vs. Marquette, 2007

### STEALS

- 21 vs. Loyola (Md.), 1995
- 14 vs. Prairie View A&M, 2009
- 13 vs. Hartford, 2002
- 12 vs. Connecticut, 2002
- 11 vs. Duke, 2002



» Gabbi Ortiz and the 2014-15 Sooners set program records against Quinnipiac for points, field goals and 3-point field goals in an NCAA Tournament game.



## » OPPONENT TEAM HIGHS

### POINTS

- 108, Washington, 2017
- 104, DePaul, 2014
- 102, Connecticut, 2000
- 90, DePaul, 2018
- 88, Stanford, 2015

### FIELD GOALS

- 40, Connecticut, 2000
- 36, Washington, 2017  
36, DePaul, 2014
- 32, Miami (Fla.), 2011  
32, Texas, 1986

### FIELD GOAL ATTEMPTS

- 84, Central Michigan, 2013
- 78, Vanderbilt, 1986
- 77, James Madison, 2011
- 74, Pittsburgh, 2009  
74, Ole Miss, 2007

### FIELD GOAL PERCENTAGE

- .571, Washington, 2017  
.571, Connecticut, 2000
- .526, Connecticut, 2002
- .525, Texas, 1986
- .517, DePaul, 2018

### 3-POINT FIELD GOALS

- 18, Washington, 2017
- 13, BYU, 2000
- 12, DePaul, 2018  
12, Quinnipiac, 2015
- 11, DePaul, 2014

### 3-POINT FIELD GOAL ATTEMPTS

- 33, Central Michigan, 2013
- 30, Washington, 2017
- 29, Quinnipiac, 2015
- 25, James Madison, 2011  
25, BYU, 2000

### 3-POINT FG PCT. (MIN. 10 ATTEMPTS)

- .600 (18-for-30), Washington, 2017
- .571 (8-for-14), Oral Roberts, 2001
- .520 (13-for-25), BYU, 2000
- .500 (12-for-24), DePaul, 2018  
.500 (9-for-18), Notre Dame, 2008  
.500 (7-for-14), George Washington, 2003

### FREE THROWS

- 31, Purdue, 2009
- 29, Kentucky, 2016  
29, Ole Miss, 2007
- 28, Loyola (Md.), 1995
- 26, Quinnipiac, 2015

### FREE THROW ATTEMPTS

- 41, Ole Miss, 2007
- 38, Kentucky, 2007
- 35, Loyola (Md.), 1995  
35, Texas, 1986
- 34, Purdue, 2009

### FREE THROW PCT. (MIN. 10 ATTEMPTS)

- .917 (22-for-24), Notre Dame, 2008
- .917 (11-for-12), SE Missouri State, 2007
- .912 (31-for-34), Purdue, 2009
- .909 (20-for-22), Kentucky, 2010
- .900 (18-for-20), George Washington, 2003

### REBOUNDS

- 60, Louisiana Tech, 1995
- 53, Stanford, 2010
- 50, UCLA, 2013
- 48, Washington, 2001
- 47, Notre Dame, 2011

### ASSISTS

- 26, DePaul, 2018
- 24, Notre Dame, 2011
- 20, Washington, 2017
- 20, DePaul, 2014
- 19, Stanford, 2006  
19, Duke, 2002  
19, Connecticut, 2000

### TURNOVERS

- 32, Loyola (Md.), 1995
- 29, Colorado, 2002
- 24, Notre Dame, 2011
- 22, Hartford, 2002
- 20, Little Rock, 2010

### BLOCKED SHOTS

- 11, Stanford, 2001
- 8, Kentucky, 2016  
8, Connecticut, 2002
- 7, George Washington, 2003  
7, Vanderbilt, 1986

### STEALS

- 21, Connecticut, 2000
- 16, Ole Miss, 2007
- 15, James Madison, 2011
- 14, Notre Dame, 2011
- 13, Prairie View A&M, 2009  
13, Notre Dame, 2008



# NCAA TOURNAMENT RECORDS

## » OKLAHOMA CAREER CATEGORY LEADERS

### GAMES PLAYED

- 15, Jasmine Hartman (2009, 2010, 2011, 2013)  
15, Danielle Robinson (2008, 2009, 2010, 2011)  
15, Carlee Roethlisberger (2008, 2009, 2010, 2011)
- 14, Amanda Thompson (2007, 2008, 2009, 2010)
- 13, Joanna McFarland (2010, 2011, 2012, 2013)  
13, Ashley Paris (2006, 2007, 2008, 2009)  
13, Courtney Paris (2006, 2007, 2008, 2009)
- 12, Stacey Dales (2000, 2001, 2002)  
12, LaNeisha Caufield (2000, 2001, 2002)
- 11, Abi Olajuwon (2007, 2008, 2009, 2010)  
11, Caton Hill (2000, 2001, 2002, 2004)

### MINUTES PLAYED

- 510, Danielle Robinson (2008, 2009, 2010, 2011)
- 410, LaNeisha Caufield (2000, 2001, 2002)
- 409, Stacey Dales (2000, 2001, 2002)
- 394, Courtney Paris (2006, 2007, 2008, 2009)
- 352, Nyeshia Stevenson (2007, 2008, 2009, 2010)
- 350, Caton Hill (2000, 2001, 2002, 2004)
- 347, Ashley Paris (2006, 2007, 2008, 2009)
- 336, Whitney Hand (2009, 2011, 2012)
- 311, Amanda Thompson (2007, 2008, 2009, 2010)
- 300, Carlee Roethlisberger (2008, 2009, 2010, 2011)

### POINTS

- 250, Courtney Paris (2006, 2007, 2008, 2009)
- 214, Danielle Robinson (2007, 2008, 2009, 2010)
- 208, LaNeisha Caufield (2000, 2001, 2002)
- 173, Aaryn Ellenberg (2011, 2012, 2013, 2014)
- 171, Stacey Dales (2000, 2001, 2002)
- 150, Whitney Hand (2009, 2011, 2012)
- 146, Nyeshia Stevenson (2007, 2008, 2009, 2010)
- 141, Caton Hill (2000, 2001, 2002, 2004)
- 123, Leah Rush (2004, 2005, 2006, 2007)
- 113, Ashley Paris (2006, 2007, 2008, 2009)

### FIELD GOALS

- 99, Courtney Paris (2006, 2007, 2008, 2009)
- 81, Danielle Robinson (2008, 2009, 2010, 2011)
- 66, LaNeisha Caufield (2000, 2001, 2002)
- 62, Aaryn Ellenberg (2011, 2012, 2013, 2014)
- 61, Stacey Dales (2000, 2001, 2002)
- 54, Caton Hill (2000, 2001, 2002, 2004)
- 50, Nyeshia Stevenson (2007, 2008, 2009, 2010)
- 47, Whitney Hand (2009, 2011, 2012)
- 46, Leah Rush (2004, 2005, 2006, 2007)
- 45, Ashley Paris (2006, 2007, 2008, 2009)



» Danielle Robinson averaged 14.3 points, 5.7 assists and 4.3 rebounds in 15 NCAA Tournament games, helping the Sooners to back-to-back Final Four appearances in 2009 and 2010.

### FIELD GOAL ATTEMPTS

- 182, Danielle Robinson (2007, 2008, 2009, 2010)
- 174, Courtney Paris (2006, 2007, 2008, 2009)
- 149, Stacey Dales (2000, 2001, 2002)
- 146, Aaryn Ellenberg (2011, 2012, 2013, 2014)  
146, LaNeisha Caufield (2000, 2001, 2002)
- 118, Caton Hill (2000, 2001, 2002, 2004)
- 116, Whitney Hand (2009, 2011, 2012)
- 112, Nyeshia Stevenson (2007, 2008, 2009, 2010)
- 111, Amanda Thompson (2007, 2008, 2009, 2010)
- 107, Ashley Paris (2006, 2007, 2008, 2009)

### FIELD GOAL PCT. (MIN. 50 ATTEMPTS)

- .640, Abi Olajuwon (2007, 2008, 2009, 2010)
- .596, Kaylon Williams (2012, 2014, 2015, 2016)
- .575, Leah Rush (2004, 2005, 2006, 2007)
- .569, Courtney Paris (2006, 2007, 2008, 2009)
- .560, Nicole Griffin (2011, 2012, 2013, 2014)
- .486, Dionnah Jackson (2002, 2003, 2004, 2005)
- .482, Vionise Pierre-Louis (2015, 2016, 2017, 2018)
- .481, Gabbi Ortiz (2015, 2016, 2017, 2018)
- .475, Joanna McFarland (2010, 2011, 2012, 2013)
- .462, Sharane Campbell (2012, 2013, 2014, 2015)

### 3-POINT FIELD GOALS

- 31, Aaryn Ellenberg (2011, 2012, 2013, 2014)
- 23, Whitney Hand (2009, 2011, 2012)
- 18, Nyeshia Stevenson (2007, 2008, 2009, 2010)
- 17, Stacey Dales (2000, 2001, 2002)
- 15, Leah Rush (2004, 2005, 2006, 2007)
- 13, Peyton Little (2015, 2016, 2017)  
13, Gabbi Ortiz (2015, 2016, 2017, 2018)
- 11, LaNeisha Caufield (2000, 2001, 2002)  
11, Erin Higgins (2004, 2005, 2006, 2007)
- 10, Caton Hill (2000, 2001, 2002, 2004)  
10, Carlee Roethlisberger (2008, 2009, 2010, 2011)



## » OKLAHOMA CAREER CATEGORY LEADERS (CONTINUED)

### 3-POINT FIELD GOAL ATTEMPTS

- 82, Aaryn Ellenberg, (2011, 2012, 2013, 2014)
- 66, Whitney Hand (2009, 2011, 2012)
- 60, Nyeshia Stevenson (2007, 2008, 2009, 2010)
- 50, Stacey Dales (2000, 2001, 2002)
- 41, Erin Higgins (2004, 2005, 2006, 2007)
- 36, Carlee Roethlisberger (2008, 2009, 2010, 2011)
- 35, LaNeisha Caufield (2000, 2001, 2002)
- 33, Peyton Little (2015, 2016, 2017)
- 32, Caton Hill (2000, 2001, 2002, 2004)
- 30, Gabbi Ortiz (2015, 2016, 2017, 2018)
- 30, Maddie Manning (2015, 2016, 2017, 2018)

### 3-POINT FIELD GOAL PCT. (MIN. 10 ATTEMPTS)

- .636 (7-11), Derica Wyatt (2014, 2015, 2016, 2017)
- .536 (15-28), Leah Rush (2004, 2005, 2006, 2007)
- .500 (7-14), Britney Brown (2003, 2004, 2005, 2006)
- .444 (7-16), Joanna McFarland (2010, 2011, 2012, 2013)
- .433 (13-30), Gabbi Ortiz (2015, 2016, 2017, 2018)
- .393 (13-33), Peyton Little (2015, 2016, 2017)
- .391 (9-23), Gabbi Ortiz (2015, 2016, 2017)
- .378 (31-82), Aaryn Ellenberg (2011, 2012, 2013, 2014)
- .360 (5-14), Dionnah Jackson (2002, 2003, 2004, 2005)
- .348 (23-66), Whitney Hand (2009, 2011, 2012)

### FREE THROWS

- 65, LaNeisha Caufield (2000, 2001, 2002)
- 56, Danielle Robinson (2008, 2009, 2010, 2011)
- 52, Courtney Paris (2006, 2007, 2008, 2009)
- 33, Whitney Hand (2009, 2011, 2012)
- 33, Sharane Campbell-Olds (2012, 2013, 2014, 2015)
- 30, Joanna McFarland (2010, 2011, 2012, 2013)
- 30, Stacey Dales (2000, 2001, 2002)
- 28, Nyeshia Stevneson (2007, 2008, 2009, 2010)
- 23, Ashley Paris (2006, 2007, 2008, 2009)
- 23, Dionnah Jackson (2002, 2003, 2004, 2005)
- 23, Caton Hill (2000, 2001, 2002, 2004)

### FREE THROW ATTEMPTS

- 79, Courtney Paris (2006, 2007, 2008, 2009)
- 78, LaNeisha Caufield (2000, 2001, 2002)
- 60, Danielle Robinson (2008, 2009, 2010, 2011)
- 48, Stacey Dales (2000, 2001, 2002)
- 39, Sharane Campbell-Olds (2012, 2013, 2014, 2015)
- 38, Nyeshia Stevenson (2007, 2008, 2009, 2010)
- 36, Whitney Hand (2009, 2011, 2012)
- 34, Joanna McFarland (2010, 2011, 2012, 2013)
- 33, Dionnah Jackson (2002, 2003, 2004, 2005)
- 30, Vionise Pierre-Louis (2015, 2016, 2017, 2018)
- 30, Ashley Paris (2006, 2007, 2008, 2009)

### FREE THROW PCT. (MIN. 10 ATTEMPTS)

- 1.000 (13-13) Britney Brown (2004, 2005, 2006, 2007)
- .933 (56-60), Danielle Robinson (2008, 2009, 2010, 2011)
- .923 (12-13), Peyton Little (2015, 2016, 2017)
- .917 (11-12), Ana Llanusa (2018)
- .916 (33-36), Whitney Hand (2009, 2011, 2012)
- .909 (10-11), Gabbi Ortiz (2015, 2016, 2017)
- .909 (10-11), Gioya Carter (2014, 2015, 2016, 2017)
- .882 (30-34), Joanna McFarland (2010, 2011, 2012, 2013)
- .857 (18-21), Chelsi Welch (2003, 2005, 2006, 2007)
- .846 (33-39) Sharane Campbell (2012, 2013, 2014, 2015)

### REBOUNDS

- 175, Courtney Paris (2006, 2007, 2008, 2009)
- 109, Ashley Paris (2006, 2007, 2008, 2009)
- 102, Joanna McFarland (2010, 2011, 2012, 2013)
- 95, Caton Hill (2000, 2001, 2002, 2004)
- 81, Amanda Thompson (2007, 2008, 2009, 2010)
- 64, Danielle Robinson (2008, 2009, 2010, 2011)
- 58, Whitney Hand (2009, 2011, 2012)
- 58, Dionnah Jackson (2002, 2003, 2004, 2005)
- 52, Stacey Dales (2000, 2001, 2002)
- 50, Vionise Pierre-Louis (2015, 2016, 2017, 2018)

### ASSISTS

- 85, Danielle Robinson (2008, 2009, 2010, 2011)
- 62, Stacey Dales (2000, 2001, 2002)
- 36, Whitney Hand (2009, 2011, 2012)
- 35, Britney Brown (2004, 2005, 2006, 2007)
- 34, LaNeisha Caufield (2000, 2001, 2002)
- 31, Amanda Thompson (2007, 2008, 2009, 2010)
- 30, Morgan Hook (2011, 2012, 2013, 2014)
- 25, Caton Hill (2000, 2001, 2002, 2004)
- 23, Ashley Paris (2006, 2007, 2008, 2009)

### BLOCKED SHOTS

- 43, Courtney Paris (2006, 2007, 2008, 2009)
- 25, Vionise Pierre-Louis (2015, 2016, 2017, 2018)
- 13, Nicole Griffin (2011, 2012, 2013, 2014)
- 10, Amanda Thompson (2007, 2008, 2009, 2010)
- 7, Kaylon Williams (2012, 2014, 2015, 2016)
- 7, Abi Olajuwon (2007, 2008, 2009, 2010)
- 7, Ashley Paris (2006, 2007, 2008, 2009)

### STEALS

- 29, Danielle Robinson (2008, 2009, 2010, 2011)
- 24, LaNeisha Caufield (2000, 2001, 2002)
- 17, Whitney Hand (2009, 2011, 2012)
- 17, Caton Hill (2000, 2001, 2002, 2004)
- 16, Stacey Dales (2000, 2001, 2002)
- 15, Nyeshia Stevenson (2007, 2008, 2009, 2010)
- 13, Amanda Thompson (2007, 2008, 2009, 2010)
- 13, Courtney Paris (2006, 2007, 2008, 2009, 2010)



# 1,000-POINT SCORERS

## » 1. COURTNEY PARIS (2,729)

Leads OU in scoring with 2,729 points ... One of the most dominant post players in NCAA history ... Ended career with 20 NCAA, 57 Big 12 Conference and 69 Oklahoma records ... Set an NCAA mark with 112 consecutive games with a double-double ... Became the first player ever, regardless of gender, to record 2,500 career points and 2,000 career rebounds ... 2007 AP National Player of the Year ... First four-time AP and USBWA All-America selection ... Four-time finalist for the Naismith National Player of the Year ... Three-time Big 12 Player of the Year (2007, 2008, 2009), 2007 & 2008 Big 12 Defensive Player of the Year and 2006 Big 12 Freshman of the Year ... Set OU single-season records with averages of 23.5 points, 15.9 rebounds and 3.4 blocks per game in 2007 ... Became the first-ever player to win WBCA National Player of the Month three times during the 2006-07 season ... 2006 and 2007 Big 12 Tournament MVPs ... As a freshman, became the first NCAA player to register 700 points, 500 rebounds, and 100 blocks in one season ... Set NCAA and OU record with 539 rebounds during the 2005-06 season ... Also established NCAA freshman blocks record with 119 ... One of three players to record a triple-double in program history ... Drafted as the No. 7 overall selection in the 2009 WNBA Draft ... Played 10 years in the WNBA and overseas.



» Courtney Paris is OU's all-time leading scorer by 401 points. She scored 2,729 points during her four-year career.

## » 3. PHYLESHA WHALEY (2,187)

Third all-time leading scorer in OU history with 2,187 ... Averaged 20.8 points per game her senior year ... First on career records in minutes played per game (34.9) ... Appears in the top three in the following categories: scoring average (2nd/18.9); free throws made (2nd/552); free throws attempted (3rd/710) and minutes averaged (1st/34.9) ... First player in school history to reach the 2,000-point mark in the Big 12 era ... Awarded first team all-conference honors in last three seasons ... Was named 2000 Big 12 Player of the Year and led Sooners to the Sweet 16 ... Honorable mention All-American by Associated Press and Kodak.



SEASON	G	FG-FGA	PCT	3G-A	PCT	FT-FTA	PCT	REBS	AVG	PTS	AVG
2005-06	36	331-539	.614	0-1,000	126-262	.481	539	15.0	788	21.9	
2006-07	33	318-558	.570	0-4,000	139-242	.574	526	15.9	775	23.5	
2007-08	31	239-426	.561	0-3,000	100-175	.571	446	15.0	578	18.6	
2008-09	37	236-418	.565	0-0,000	116-201	.577	503	13.6	588	15.9	
<b>TOTALS</b>	<b>137</b>	<b>1124-1941</b>	<b>.579</b>	<b>0-8,000</b>	<b>481-880</b>	<b>.547</b>	<b>2034</b>	<b>14.8</b>	<b>2729</b>	<b>19.9</b>	

SEASON	G	FG-FGA	PCT	3G-A	PCT	FT-FTA	PCT	REBS	AVG	PTS	AVG
1996-97	27	133-299	.445	1-7	.143	119-175	.680	193	7.1	386	14.3
1997-98	27	182-383	.475	14-40	.350	168-213	.689	220	8.1	546	20.2
1998-99	29	197-420	.469	27-75	.360	148-178	.831	217	7.5	569	19.6
1999-00	33	265-492	.529	39-80	.488	117-144	.813	261	7.9	686	20.8
<b>TOTALS</b>	<b>116</b>	<b>777-1594</b>	<b>.487</b>	<b>81-202</b>	<b>.401</b>	<b>552-710</b>	<b>.777</b>	<b>892</b>	<b>7.7</b>	<b>2187</b>	<b>18.9</b>

## » 2. AARYN ELLENBERG (2,328)

Finished career as OU's top 3-point shooter in program history ... Only player in school history to make 100 or more treys in a single season (115, 2013) ... Owns the Oklahoma career record for 3-point field goals (284) ... Finished career second all-time in Big 12 and 11th in NCAA history with 376 3-pointers ... Two-time AP All-American honorable mention ... Three-time All-Big 12 First Team selection ... Currently in the top five in the following categories: 3-pointers attempted (1st/975); field goals attempted (1st/2,025); field goals made (3rd/825); 3-point field goal percentage (4th/.386); scoring average (5th/18.7).



## » 4. MOLLY MCGUIRE (2,147)

Fourth in points scored with a total of 2,147 ... Became first OU basketball player (men's or women's) to score more than 2,000 points and pull down 1,000 rebounds in a career ... Second in school history with 1,071 career rebounds ... Chosen as Big Eight Player of the Year and second-team All-America by Women's Basketball News Service in 1983 ... Third team All-America and was one of 30 finalists for the Wade Trophy in 1983 ... Second in OU history with 859 career field goals made and third overall with a 18.7 scoring average.



SEASON	G	FG-FGA	PCT	3G-A	PCT	FT-FTA	PCT	REBS	AVG	PTS	AVG
2010-11	35	204-519	.393	94-237	.397	64-79	.810	115	3.3	566	16.2
2011-12	34	193-486	.368	75-204	.368	67-84	.798	118	3.5	528	15.5
2012-13	35	250-542	.424	115-278	.414	79-105	.752	117	3.3	654	18.7
2013-14	30	194-478	.414	92-256	.359	92-115	.800	122	4.1	580	19.3
<b>TOTALS</b>	<b>134</b>	<b>825-2055</b>	<b>.407</b>	<b>367-975</b>	<b>.386</b>	<b>302-383</b>	<b>.789</b>	<b>472</b>	<b>3.5</b>	<b>2328</b>	<b>17.4</b>

SEASON	G	FG-FGA	PCT	3G-A	PCT	FT-FTA	PCT	REBS	AVG	PTS	AVG
1983-84	32	107-228	.469	—	—	42-65	.646	137	4.3	256	8.0
1984-85	37	238-455	.523	—	—	106-134	.791	307	8.3	582	15.7
1985-86	35	288-543	.530	—	—	159-207	.768	287	8.2	735	21.0
1986-87	33	214-418	.512	9-19	.474	80-114	.702	223	6.8	524	15.9
<b>TOTALS</b>	<b>115</b>	<b>859-1433</b>	<b>.599</b>	<b>—</b>	<b>—</b>	<b>429-588</b>	<b>.730</b>	<b>1071</b>	<b>9.3</b>	<b>2147</b>	<b>18.7</b>

# 1,000-POINT SCORERS



## » 5. DANIELLE ROBINSON (2,138)

Top scoring point guard in program history ... Finished career as one of three players in history to cross the 2,000-point, 700-assists and 300-steal benchmarks in a career ... Ranks third in field goals attempted (1,676) and fourth in field goals made (876) ... Set program record with 140 career starts and 4,579 minutes played ... Second in OU history with 726 assists ... Two-time Associated Press All-America selection ... Led the Sooners to back-to-back Final Four appearances in 2009 and 2010 ... Appeared in 15 NCAA Tournament games during her career ... 2010 NCAA Women's Final Four All-Tournament team ... Three-time Nancy Lieberman Award Finalist (2009, 2010, 2011) ... Selected as the No. 6 overall pick by San Antonio Stars.



SEASON	G	FG-FGA	PCT	3G-A	PCT	FT-FTA	PCT	REBS	AVG	PTS	AVG
2007-08	31	155-323	.480	0-2	0.000	68-99	.687	90	2.9	378	12.2
2008-09	37	180-324	.556	0-1	0.000	119-132	.902	106	2.9	479	12.9
2009-10	38	240-516	.465	2-15	.133	157-179	.877	127	3.3	639	16.8
2010-11	35	253-513	.458	5-18	.278	169-190	.879	129	3.7	642	18.3
<b>TOTALS</b>	<b>141</b>	<b>810-1676</b>	<b>.483</b>	<b>7-36</b>	<b>.194</b>	<b>511-600</b>	<b>.852</b>	<b>452</b>	<b>3.2</b>	<b>2,138</b>	<b>15.2</b>

## » 6. LANEISHA CAUFIELD (2,125)

Sixth all-time on OU's scoring chart with 2,125 points ... Claimed the career record in steals with a total of 402 ... OU's all-time leader in free throws made (693) and second in free throw attempts (826) ... Also second in program history with 4,287 minutes played ... Defensive Player of the Year by Women's Basketball News Service after both her junior and senior campaigns ... 2002 Women's Basketball News Service All-American ... Named a Women's Basketball Journal All-American in 2001 ... Named second team all-conference in her last three seasons (2000, 2001, 2002) ... 1999 Big 12 Freshman of the Year.



SEASON	G	FG-FGA	PCT	3G-A	PCT	FT-FTA	PCT	REBS	AVG	PTS	AVG
1998-99	29	131-272	.482	12-36	.333	183-227	.806	152	5.3	457	15.8
1999-00	33	160-319	.502	13-43	.302	173-205	.844	162	4.9	506	15.3
2000-01	34	185-395	.468	20-73	.274	146-174	.839	145	4.3	536	15.8
2001-02	36	203-441	.460	29-79	.357	191-220	.868	179	5.0	626	17.4
<b>TOTALS</b>	<b>132</b>	<b>679-1427</b>	<b>.476</b>	<b>74-251</b>	<b>.320</b>	<b>693-826</b>	<b>.839</b>	<b>639</b>	<b>4.8</b>	<b>2,125</b>	<b>16.1</b>



» Stacey Dales is one of two Sooners to win multiple Big 12 Player of the Year awards.

## » 7. STACEY DALES (1,920)

Two-time Big 12 Player of the Year (2001, 2002) ... Collected first All-Big 12 honors after junior and senior seasons ... Named to the All-Tournament team at the 2002 Big 12 Championship and awarded MVP honors ... Ranks first all-time with 764 assists at OU ... Played 4,199 minutes as a Sooner, the third-most by an Oklahoma player ... Also ranks fourth in OU history with 1,621 field goals attempted ... Two-time AP All-America selection ... 2002 Naismith Player of the Year finalist ... Named to 2002 Final Four All-Tournament team ... Two-time CoSIDA Academic All-America selection ... No. 3 overall pick in the 2002 WNBA Draft by the Washington Mystics ... Highest WNBA Draft pick in program history ... Member of the 2000 Canadian Olympic team ... Currently works as a reporter for the NFL Network ... Became the first female student-athlete at OU to have her jersey honored on Nov. 21, 2014.



SEASON	G	FG-FGA	PCT	3G-A	PCT	FT-FTA	PCT	REBS	AVG	PTS	AVG
1997-98	1	0-0	0.000	0-0	0.000	0-0	0.000	0	0	0	0
1998-99	29	129-331	.390	24-77	.312	64-97	.660	201	6.9	346	11.9
1999-00	33	153-371	.412	43-122	.352	71-115	.617	168	5.1	420	12.7
2000-01	34	209-439	.476	28-86	.321	97-147	.660	172	5.1	543	16.0
2001-02	36	228-479	.476	41-106	.387	14-145	.786	180	5.0	611	17.0
<b>TOTALS</b>	<b>133</b>	<b>719-1620</b>	<b>.444</b>	<b>136-391</b>	<b>.348</b>	<b>348-504</b>	<b>.687</b>	<b>721</b>	<b>5.5</b>	<b>1,920</b>	<b>14.5</b>

## » T-8. CATON HILL (1,653)

Tied for eighth best in career points with 1,653 ... Set a school record with 140 career games played ... Second place in career defensive rebounds (745) ... Fourth all-time in school history and ninth in Big 12 history with 1,052 career rebounds ... Ended career ranked in the top 10 of these career categories: double-doubles (3rd/33); free throw percentage (5th/799); offensive rebounds (6th/307) ... field goals made (9th/611); steals (7th/217); field goals attempted (9th/1,292); rebounding average (10th/7.5); 3-point field goals made (10th/129) ... One of four OU players to record 1,000 points and 1,000 rebounds for their collegiate career ... 2004 CoSIDA Academic All-America third team honoree ... Helped OU to three straight Big 12 regular season titles in 2000, 2001 and 2002.



SEASON	G	FG-FGA	PCT	3G-A	PCT	FT-FTA	PCT	REBS	AVG	PTS	AVG
1999-00	33	118-251	.470	16-49	.327	58-83	.699	244	7.4	310	9.4
2000-01	34	172-352	.518	27-59	.458	70-86	.814	315	9.3	441	13.0
2001-02	36	164-355	.462	45-113	.398	82-101	.812	250	6.9	455	12.6
2002-03	4	10-33	.303	0-4	0.000	21-24	.875	38	9.8	41	10.3
2003-04	33	147-321	.458	41-101	.406	71-84	.835	205	6.2	406	12.3
<b>TOTALS</b>	<b>140</b>	<b>611-1312</b>	<b>.466</b>	<b>129-326</b>	<b>.399</b>	<b>302-378</b>	<b>.799</b>	<b>1052</b>	<b>7.5</b>	<b>1,653</b>	<b>11.8</b>



# 1,000-POINT SCORERS

## » T-8. JACQUETTA HURLEY (1,653)

Posted 1,653 points while at OU, good for eighth place in career points ... Also known as a defensive specialist ... Ranks third all-time in steals with 280 ... One of the top shot blockers in the Big Eight, finishing with 84 during her career ... Posted a 20-game double figure scoring streak as a junior ... Posted a career-best 17.2 points per game during the 1984-85 season ... Named to the All-Big Eight first team as a junior and as a senior ... Sixth in school history with 670 field goals made.



SEASON	G	FG-FGA	PCT	3G-A	PCT	FT-FTA	PCT	REBS	AVG	PTS	AVG
1982-83	28	128-229	.559	—	—	44-84	.523	173	6.2	300	10.7
1983-84	32	184-349	.527	—	—	88-120	.733	197	6.2	456	14.3
1984-85	30	215-373	.576	—	—	85-136	.625	236	7.9	515	17.2
1985-86	31	143-305	.469	—	—	96-123	.780	189	6.1	382	12.3
<b>TOTALS</b>	<b>121</b>	<b>670-1256</b>	<b>.533</b>	<b>—</b>	<b>—</b>	<b>313-463</b>	<b>.676</b>	<b>795</b>	<b>6.6</b>	<b>1653</b>	<b>13.7</b>

## » 10. LYNN MCCURDY (1,553)

Averaged a career-best 16.6 points a game her senior season, pushing her to 1,553 points during her career ... Ranks 10th all-time in the Sooner record books in scoring ... Ranks eighth in steals (205) and ninth in double-figure scoring games (78) ... Was named honorable mention All-Big Eight as a junior ... Was also a second team all-conference selection as a senior ... Named to the NWIT all-tournament team in 1984.



SEASON	G	FG-FGA	PCT	3G-A	PCT	FT-FTA	PCT	REBS	AVG	PTS	AVG
1980-81	31	108-245	.441	—	—	95-128	.742	187	6.0	311	10.4
1981-82	31	136-316	.430	—	—	71-91	.780	192	6.2	343	11.1
1982-83	27	145-332	.438	—	—	79-111	.711	196	7.3	369	13.7
1983-84	32	219-430	.509	—	—	92-111	.829	212	6.6	530	16.6
<b>TOTALS</b>	<b>121</b>	<b>608-1323</b>	<b>.460</b>	<b>—</b>	<b>—</b>	<b>337-441</b>	<b>.764</b>	<b>787</b>	<b>6.5</b>	<b>1553</b>	<b>12.8</b>

## » 11. ANGI GUFFY (1,511)

Talented both on and off the court ... Also named to academic all-conference team three years in a row ... Named second team all-conference by Big Eight ... Award honorable mention after her senior season ... Third all-time in field goal percentage (.552) ... Also appears in the following career lists: free throws made (7th/354), defensive rebounds (9th/485); offensive rebounds (10th/227).



SEASON	G	FG-FGA	PCT	3G-A	PCT	FT-FTA	PCT	REBS	AVG	PTS	AVG
1975-76	25	97-213	.455	—	—	42-52	.807	103	4.1	236	9.4
1976-77	28	164-368	.446	—	—	97-123	.789	189	6.8	425	15.2
1977-78	25	140-281	.498	—	—	65-86	.756	139	5.6	345	13.8
1978-79	31	207-441	.469	—	—	67-82	.817	175	5.6	501	16.1
<b>TOTALS</b>	<b>115</b>	<b>575-1042</b>	<b>.552</b>	<b>9-38</b>	<b>.237</b>	<b>354-468</b>	<b>.756</b>	<b>712</b>	<b>6.2</b>	<b>1511</b>	<b>13.1</b>

## » 12. DIONNAH JACKSON (1,491)

Known for her quickness, assists and defensive ability ... Voted the best team rebounder in 2004 ... Was recognized as a Wade Trophy National Player of the Year candidate as a senior ... Sits in the top 10 of the following career categories: assists (3rd/606); defensive rebounds (4th/626); steals (4th/265); minutes played (5th/4,051); minutes averaged (9th/30.9); double-figure scoring games (9th/81); free throws attempted (9th/468); free throws made (10th/334) ... Second team all-conference as a sophomore and junior ... MVP at 2004 Big 12 Championship ... 2004-05 Preseason Wooden All-America.



SEASON	G	FG-FGA	PCT	3G-A	PCT	FT-FTA	PCT	REBS	AVG	PTS	AVG
2001-02	36	101-195	.518	6-13	.462	53-90	.589	168	4.7	261	7.3
2002-03	32	139-327	.425	22-57	.386	79-114	.693	207	6.5	379	11.8
2003-04	33	148-339	.376	20-74	.270	97-123	.789	199	6.0	413	12.5
2004-05	30	158-349	.453	17-52	.327	105-141	.745	255	8.5	438	14.6
<b>TOTALS</b>	<b>131</b>	<b>546-1210</b>	<b>.451</b>	<b>65-191</b>	<b>.332</b>	<b>334-568</b>	<b>.714</b>	<b>829</b>	<b>6.3</b>	<b>1491</b>	<b>11.4</b>

## » 13. ETTA MAYTUBBY (1,451)

Known for her scoring and excellent athletic ability ... 13th on the OU scoring list with 1,451 points ... Sharp-shooter from 3-point line, ranking fourth all-time in 3-point field goals made (174) and 3-point field goals attempted (537) ... Ranks ninth in steals (205), ninth in assists (302) and tenth in defensive rebounds (453) ... Honored by the Big Eight Conference and named second team All-Big Eight after her sophomore season ... Was honorable mention all-conference after junior year.



SEASON	G	FG-FGA	PCT	3G-A	PCT	FT-FTA	PCT	REBS	AVG	PTS	AVG
1992-93	27	117-255	.459	19-58	.328	56-96	.583	138	5.1	309	11.4
1993-94	28	163-330	.494	54-142	.380	33-54	.611	182	6.5	413	14.8
1994-95	30	134-322	.416	52-161	.323	58-80	.725	145	4.8	378	12.6
1995-96	27	134-354	.379	49-176	.278	34-56	.607	183	6.8	351	13.0
<b>TOTALS</b>	<b>112</b>	<b>548-1261</b>	<b>.435</b>	<b>174-537</b>	<b>.324</b>	<b>181-286</b>	<b>.633</b>	<b>648</b>	<b>5.8</b>	<b>1451</b>	<b>13.0</b>



» One of the most versatile players in program history, Dionnah Jackson is one of three OU guards with at least 1,000 points and 600 assists during their career.



# 1,000-POINT SCORERS



» Sharane Campbell-Olds had a break out debut season, earning Big 12 Freshman of the Week honors six times en route to the league's Freshman of the Year award. She followed that up as a first-team All-Big 12 selection as a sophomore and a senior.

## » 14. LEAH RUSH (1,427)


Ranks 14th on OU's all-time scoring chart after four-year career as a regular starter ... Was moved from center to forward as a junior to take advantage of her versatile, slashing style of play ... Named second team All-Big 12 during her sophomore and junior seasons ... Led the team in scoring with 15.5 points as a sophomore ... Awarded academic all-conference honors in 2005, 2006 and 2007 ... Academic All-Region in 2006 ... Ranked in seven other career categories: free throw percentage (6th/.795), offensive rebounds (9th/233) and minutes played (3,464).



SEASON	G	FG-FGA	PCT	3G-A	PCT	FT-FTA	PCT	REBS	AVG	PTS	AVG
2003-04	33	99-218	.454	6-24	.250	74-90	.822	144	4.4	278	8.4
2004-05	30	179-383	.465	15-45	.333	94-111	.847	190	6.3	465	15.5
2005-06	36	129-299	.431	31-91	.341	73-100	.730	189	5.3	362	10.1
2006-07	33	120-237	.506	33-76	.434	49-64	.766	131	4.0	322	9.8
<b>TOTALS</b>	<b>132</b>	<b>526-1137</b>	<b>.463</b>	<b>85-236</b>	<b>.360</b>	<b>290-365</b>	<b>.795</b>	<b>654</b>	<b>5.0</b>	<b>1427</b>	<b>10.8</b>

## » 15. SHARANE CAMPBELL-OLDS (1,391)

Versatile guard with superb defensive ability ... Averaged a career-best 12.6 points per game as a junior ... Finished 15th on the Sooners' all-time scoring list with 1,391 career points ... 2012 Big 12 Freshman of the Year ... Also earned Big 12 Freshman of the Week honors six times ... Academic All-Big 12 first team selection as a sophomore and senior ... Ranks fifth in free throws made (442), sixth in free throws attempted (574) and seventh in games played (135).



SEASON	G	FG-FGA	PCT	3G-A	PCT	FT-FTA	PCT	REBS	AVG	PTS	AVG
2011-12	34	86-183	.470	11-33	.333	124-166	.747	108	3.2	307	9.0
2012-13	25	111-267	.416	26-90	.286	103-140	.736	149	4.3	351	10.0
2013-14	33	132-275	.480	14-58	.241	139-159	.874	178	5.4	417	12.6
2014-15	33	106-229	.463	28-75	.373	76-109	.697	187	5.7	316	9.9
<b>TOTALS</b>	<b>135</b>	<b>435-954</b>	<b>.456</b>	<b>79-256</b>	<b>.309</b>	<b>442-574</b>	<b>.770</b>	<b>622</b>	<b>4.6</b>	<b>1391</b>	<b>10.3</b>

## » 16. TAMI ROGERS (1,353)

Averaged a career-best 19.7 points per game as a senior, helping her build her four-year total to 1,353 points ... Ranks 16th all-time in the Sooner career record books for scoring ... Considered an outstanding shooter, tough rebounder and an intelligent player during her career ... Fourth in school history with a .811 free throw percentage ... Named All-Big Eight First Team selection following senior season ... Two-time CoSIDA Academic All-American (1989, 1990).



SEASON	G	FG-FGA	PCT	3G-A	PCT	FT-FTA	PCT	REBS	AVG	PTS	AVG
1985-86	30	52-126	.413	—	—	18-26	.692	71	2.4	122	4.1
1986-87	28	133-306	.435	—	—	49-61	.803	154	5.5	315	11.3
1987-88	27	128-303	.422	8-19	.421	81-98	.827	158	5.9	345	12.8
1988-89	29	213-538	.396	10-37	.270	135-164	.823	237	8.2	571	19.7
<b>TOTALS</b>	<b>114</b>	<b>526-1273</b>	<b>.413</b>	<b>18-56</b>	<b>.321</b>	<b>283-349</b>	<b>.811</b>	<b>620</b>	<b>5.4</b>	<b>1353</b>	<b>11.9</b>

## » 17. MORGAN HOOK (1,323)

Ranks 17th on the all-time scoring list ... Scored a career-best 11.2 points per game as a senior ... Ranks fifth with 507 career assists ... Also appears in the record book for career-high 3-pointers (3rd/189), 3-point attempts (4th/524) and 3-point field goal percentage (10th/.361) ... Named second team All-Big 12 and first team Academic All-Big 12 following senior season ... All-Big 12 honorable mention as a junior.



SEASON	G	FG-FGA	PCT	3G-A	PCT	FT-FTA	PCT	REBS	AVG	PTS	AVG
2010-11	35	83-212	.392	54-143	.378	12-20	.600	41	1.2	232	6.6
2011-12	34	128-296	.360	50-136	.368	66-89	.742	104	3.1	372	10.9
2012-13	35	115-306	.376	42-127	.331	76-95	.800	116	3.3	348	9.9
2013-14	33	114-261	.437	43-118	.364	100-129	.775	116	3.5	371	11.2
<b>TOTALS</b>	<b>137</b>	<b>440-1075</b>	<b>.409</b>	<b>189-524</b>	<b>.361</b>	<b>254-333</b>	<b>.763</b>	<b>377</b>	<b>2.8</b>	<b>1323</b>	<b>9.7</b>



# 1,000-POINT SCORERS

## » 18. ANGIE ALEXANDER (1,302)

Averaged a double-digit scoring in her sophomore through senior seasons, helping her combine for 1,302 points ... Places her 18th all-time ... Appears near the top of the Sooner record books in assists (7th/367) and steals (10th/203) ... Named to the 1990 Big 12 All-Tournament Team.



SEASON	G	FG-FGA	PCT	3G-A	PCT	FT-FTA	PCT	REBS	AVG	PTS	AVG
1988-89	27	72-171	.421	0-0	0.000	22-28	.786	72	2.7	166	6.1
1989-90	29	160-353	.453	8-13	.615	50-72	.694	148	5.1	378	13.0
1990-91	28	172-382	.450	44-129	.341	49-80	.612	186	6.6	437	15.6
1991-92	29	139-293	.474	18-54	.333	29-48	.604	134	4.6	321	11.1
<b>TOTALS</b>	<b>113</b>	<b>543-1199</b>	<b>.445</b>	<b>70-196</b>	<b>.363</b>	<b>150-228</b>	<b>.658</b>	<b>540</b>	<b>4.8</b>	<b>1302</b>	<b>11.5</b>

## » 19. VIONISE PIERRE-LOUIS (1,301)

Averaged a career-best 15.9 points per game as a senior ... Posted the fourth-best field goal percentage in single-season history (.611) ... Earned All-Big 12 First Team honors in 2018 and was an All-Big 12 Second Team pick in 2017 ... Joined Courtney Paris as one of two Sooners to record at least 1,300 points, 800 rebounds and 200 blocks for a career ... Ranks third all-time at OU with 221 career blocks ... Also ranks in the top 10 in program history in the following categories: field goal percentage (3rd/.562), free throw attempts (8th/488), free throws (9th/337), total rebounds (9th/801) ... 2016 Big 12 Sixth Man of the Year.



SEASON	G	FG-FGA	PCT	3G-A	PCT	FT-FTA	PCT	REBS	AVG	PTS	AVG
2014-15	31	46-93	.495	0-0	0.000	31-61	.508	106	3.4	123	4.0
2015-16	33	112-194	.577	0-0	0.000	84-117	.718	172	5.2	308	9.3
2016-17	33	151-288	.524	0-0	0.000	91-126	.722	261	7.9	393	11.9
2017-18	30	173-283	.611	0-0	0.000	131-184	.712	262	8.7	477	15.9
<b>TOTALS</b>	<b>127</b>	<b>482-858</b>	<b>.562</b>	<b>0-0</b>	<b>.000</b>	<b>337-488</b>	<b>.691</b>	<b>801</b>	<b>6.3</b>	<b>1301</b>	<b>10.2</b>

## » 20. ASHLEY PARIS (1,273)

One of four players in school history to finish with 1,000 career points and rebounds at Oklahoma ... Ranks 20th all-time in scoring on the Sooners' list ... Finished career third in the record books with 1,064 rebounds ... Second in school history with 350 offensive rebounds and is third all-time with 714 defensive rebounds ... Ranks in the top 10 in the following categories: double-doubles (t-4th; 28); games played (t-4th/137); blocks (5th/114); field goal percentage (7th/.508) and rebounding average (8th/7.8).



SEASON	G	FG-FGA	PCT	3G-A	PCT	FT-FTA	PCT	REBS	AVG	PTS	AVG
2005-06	36	94-199	.472	0-2	0.000	24-49	.490	241	6.7	212	5.9
2006-07	33	104-218	.477	0-0	0.000	37-58	.638	223	6.8	245	7.4
2007-08	31	155-288	.538	1-7	.143	39-66	.591	245	7.9	350	11.3
2008-09	37	196-376	.521	1-5	.200	73-117	.624	355	9.6	466	12.6
<b>TOTALS</b>	<b>137</b>	<b>549-1081</b>	<b>.508</b>	<b>2-14</b>	<b>.143</b>	<b>173-290</b>	<b>.597</b>	<b>1064</b>	<b>7.8</b>	<b>1273</b>	<b>9.3</b>

## » 21. MADDIE MANNING (1,229)

Missed nearly two full seasons with a pair of ACL injuries ... Versatile athlete that could play four positions ... Finished career with 1,229 points ... Two-time All-Big 12 honorable mention selection ... Tied for ninth with a .777 career free throw percentage ... Tied for 11th all-time in school history with 139 career 3-pointers ... One of three players to record at least 10 steals in a single game (10, vs. Portland State, 2016-17).



SEASON	G	FG-FGA	PCT	3G-A	PCT	FT-FTA	PCT	REBS	AVG	PTS	AVG
2012-13	6	15-24	.625	1-1	1.000	6-8	.750	20	3.3	37	6.2
2014-15	31	41-94	.436	12-29	.414	51-66	.773	68	2.2	145	4.7
2015-16	32	87-242	.360	24-79	.304	79-101	.782	165	5.2	277	8.7
2016-17	30	129-304	.424	48-121	.397	72-90	.800	161	5.4	378	12.6
2017-18	31	128-341	.375	54-159	.340	82-108	.759	158	5.1	392	12.6
<b>TOTALS</b>	<b>130</b>	<b>400-1005</b>	<b>.398</b>	<b>139-389</b>	<b>.357</b>	<b>290-373</b>	<b>.777</b>	<b>572</b>	<b>4.4</b>	<b>1229</b>	<b>9.5</b>

## » 22. JO MOSLEY (1,221)

Had all the physical tools to be a force on the glass and score in bunches ... Accumulated 1,221 points, giving her the 22nd-best point total in Sooner history ... Averaged a career-best 16.9 points per game during her senior year ... Awarded second-team all-conference honors after junior season and first all-conference at the conclusion of her senior year ... 1988 Kodak District 5 honoree.



SEASON	G	FG-FGA	PCT	3G-A	PCT	FT-FTA	PCT	REBS	AVG	PTS	AVG
1985-86	24	29-69	.420	—	—	16-31	.516	44	1.8	74	3.1
1986-87	28	153-319	.480	—	—	65-127	.512	202	7.2	351	12.5
1987-88	31	149-314	.475	0-0	0.000	59-88	.670	194	8.1	357	14.9
1988-89	27	191-391	.388	0-0	0.000	57-82	.695	239	9.2	284	10.5
<b>TOTALS</b>	<b>102</b>	<b>522-1093</b>	<b>.478</b>	<b>0-0</b>	<b>.000</b>	<b>177-285</b>	<b>.621</b>	<b>679</b>	<b>6.71</b>	<b>1221</b>	<b>12.0</b>



» Whitney Hand quickly made an impact at OU, earning Big 12 Freshman of the Year honors in 2009. Despite two season-ending injuries, Hand scored 1,211 points during her career.

# 1,000-POINT SCORERS



## » 23. WHITNEY HAND (1,211)

Terrific shooter and team leader ... Despite two season-ending injuries, finished career with 1,211 points ... 2009 Big 12 Freshman of the Year after starting all 33 games ... Three-time Academic All-Big 12 First Team selection (2011, 2012, 2013) ... Averaged career-best 13.3 points per game during junior season, earning first team all-conference honors ... 2013 AllState Good Works Team.



SEASON	G	FG-FGA	PCT	3G-A	PCT	FT-FTA	PCT	REBS	AVG	PTS	AVG
2008-09	33	106-268	.396	62-166	.373	29-35	.829	97	2.9	303	9.2
2009-10	5	23-54	.426	10-26	.385	11-14	.786	22	4.4	67	13.4
2010-11	23	100-257	.389	38-128	.297	51-62	.823	130	5.7	289	12.6
2011-12	34	152-384	.398	39-123	.317	109-130	.838	241	7.7	452	13.3
2012-13	9	33-62	.532	15-29	.517	19-23	.826	65	7.2	100	11.1
<b>TOTALS</b>	<b>104</b>	<b>414-1023</b>	<b>.405</b>	<b>164-472</b>	<b>.347</b>	<b>219-264</b>	<b>.830</b>	<b>555</b>	<b>5.3</b>	<b>1211</b>	<b>11.1</b>

## » 24. LATRENDIA PHILLIPS (1,205)

Scored 1,205 points while wearing a Sooner uniform, making the Lawton, Okla., native 24th in the career record books ... Named to the Big Eight first team all-conference after both her junior and senior seasons ... Ranks sixth all-time with 232 steals ... Key player in OU's 1986 Big Eight regular season title run.



SEASON	G	FG-FGA	PCT	3G-A	PCT	FT-FTA	PCT	REBS	AVG	PTS	AVG
1983-84	25	26-65	.400	—	—	17-22	.773	44	1.8	69	2.8
1984-85	30	167-344	.485	—	—	47-76	.618	141	4.7	381	12.7
1985-86	30	171-385	.444	—	—	52-77	.675	184	6.1	394	13.1
1986-87	28	162-376	.431	—	—	37-67	.552	168	6.0	361	12.9
<b>TOTALS</b>	<b>113</b>	<b>526-1170</b>	<b>.450</b>	<b>—</b>	<b>—</b>	<b>153-242</b>	<b>.632</b>	<b>537</b>	<b>4.8</b>	<b>1205</b>	<b>10.7</b>

## » 25. AMANDA THOMPSON (1,202)

Key part in OU's run to back-to-back Final Four appearances in 2009 and 2010 ... Versatile forward that finished with 1,202 career points ... Voted to the All-Big 12 first team as a senior ... Averaged a double-double during senior season, recording 13.1 points and 10.5 rebounds per game ... First Sooner to finish career with more than 250 assists, 100 blocks and 100 steals ... Appeared in 138 games as Sooner, the fourth-most in program history ... Ranks fourth with 122 blocks ... Three-time team captain.



SEASON	G	FG-FGA	PCT	3G-A	PCT	FT-FTA	PCT	REBS	AVG	PTS	AVG
2006-07	33	78-200	.390	0-0	.000	31-55	.564	173	5.2	187	5.7
2007-08	31	121-300	.403	3-7	.429	30-36	.833	203	6.5	275	8.9
2008-09	36	104-252	.413	7-30	.233	29-41	.707	164	4.6	244	6.8
2009-10	38	199-484	.411	24-79	.304	74-90	.822	400	10.5	496	13.1
<b>TOTALS</b>	<b>138</b>	<b>502-1236</b>	<b>.406</b>	<b>34-116</b>	<b>.293</b>	<b>164-222</b>	<b>.739</b>	<b>940</b>	<b>6.8</b>	<b>1202</b>	<b>8.7</b>



» Amanda Thompson was a key player in OU's back-to-back Final Four appearances in 2009 and 2010. The forward averaged a double-double of 13.1 points and 10.5 rebounds per game as a senior in 2010.

## » 26. LISA ALLISON (1,191)

Ranks 26th all-time in the Sooner record books for career scoring with 1,191 points ... Averaged double-digit scoring in her last three seasons, including a career-best 12.3 points per game her junior year ... Seven in school history with a .508 shooting percentage ... Tied for seventh in OU's record books with 84 career blocks ... Recognized by the Big Eight Conference with honorable mention honors after both her sophomore and junior seasons ... 1986 CoSIDA Academic All-American.



SEASON	G	FG-FGA	PCT	3G-A	PCT	FT-FTA	PCT	REBS	AVG	PTS	AVG
1983-84	30	60-147	.408	—	—	47-62	.758	119	4.0	167	5.5
1984-85	29	120-206	.583	—	—	76-103	.738	169	5.8	316	10.9
1985-86	31	145-284	.511	—	—	92-125	.736	172	5.5	382	12.3
1986-87	28	127-252	.504	—	—	72-92	.783	133	4.8	326	11.6
<b>TOTALS</b>	<b>118</b>	<b>452-889</b>	<b>.508</b>	<b>—</b>	<b>—</b>	<b>287-382</b>	<b>.751</b>	<b>593</b>	<b>5.0</b>	<b>1191</b>	<b>10.1</b>

## » 27. PEYTON LITTLE (1,187)

Started 96 off 99 games at Oklahoma after transferring from Texas A&M ... finished her career ranked fourth in career field goal attempts (487) and sixth in 3-point field goals (161) ... Also is seventh all-time in minutes per game (33.2) ... Three-time All-Big 12 selection and 2015 Big 12 Newcomer of the Year ... Became the first OU player to play 50 minutes in a single game in a double-overtime victory over West Virginia in 2017 ... Earned three Big 12 Player of the Week honors during her career ... Joins her uncle, David, as 1,000-point scorers at OU.



SEASON	G	FG-FGA	PCT	3G-A	PCT	FT-FTA	PCT	REBS	AVG	PTS	AVG
2014-15	33	142-346	.410	56-163	.344	77-98	.786	107	3.2	417	12.6
2015-16	33	119-308	.386	51-160	.319	71-96	.740	94	2.8	360	10.9
2016-17	33	145-378	.384	54-164	.329	66-88	.750	105	3.2	410	12.4
<b>TOTALS</b>	<b>99</b>	<b>406-1032</b>	<b>.393</b>	<b>161-487</b>	<b>.331</b>	<b>214-282</b>	<b>.759</b>	<b>306</b>	<b>3.1</b>	<b>1187</b>	<b>12.0</b>



# 1,000-POINT SCORERS

## » 28. CHELSI WELCH (1,186)

Finished Sooner career with 1,186 points ... Also ranks as the best free throw shooter in OU history with a career percentage of .885 ... Also appears in record book for career 3-pointers (7th/144) and 3-point attempts (6th/414) ... Averaged 9.1 points and 2.9 rebounds during final collegiate season ... Honorable Mention All-Big 12 ... Shot .452 from 3-point range during senior, which ranks as the third-best mark in school history for a single season.



SEASON	G	FG-FGA	PCT	3G-A	PCT	FT-FTA	PCT	REBS	AVG	PTS	AVG
2002-03	32	125-354	.353	44-146	.301	92-115	.800	117	3.7	386	12.1
2004-05	29	56-166	.337	27-85	.318	33-38	.868	65	2.2	172	5.9
2005-06	36	102-250	.408	31-90	.344	92-99	.929	123	3.4	327	9.1
2006-07	33	97-214	.453	42-93	.452	65-78	.833	75	2.3	301	9.1
<b>TOTALS</b>	<b>130</b>	<b>380-984</b>	<b>.386</b>	<b>144-414</b>	<b>.348</b>	<b>282-330</b>	<b>.855</b>	<b>380</b>	<b>2.9</b>	<b>1186</b>	<b>9.1</b>

## » 29. NYESHIA STEVENSON (1,176)

Played vital role on the 2009 and 2010 Final Four teams ... 2009 Big 12 Sixth Man of the Year Award ... Second team all-conference selection as senior ... Set OU record for consecutive games with a 3-pointer during her time as a Sooner ... Selected in the third round of the 2010 WNBA Draft by the Phoenix Mercury.



SEASON	G	FG-FGA	PCT	3G-A	PCT	FT-FTA	PCT	REBS	AVG	PTS	AVG
2006-07	24	35-71	.493	2-11	.182	8-20	.400	31	1.3	80	3.3
2007-08	30	77-179	.430	28-82	.341	20-28	.714	29	1.0	202	6.7
2008-09	37	124-282	.440	51-140	.364	42-69	.509	64	1.7	341	9.2
2009-10	38	202-474	.426	86-259	.332	63-90	.700	142	3.7	553	14.6
<b>TOTALS</b>	<b>129</b>	<b>438-1006</b>	<b>.435</b>	<b>167-492</b>	<b>.339</b>	<b>133-207</b>	<b>.643</b>	<b>266</b>	<b>2.1</b>	<b>1176</b>	<b>9.1</b>

## » 30. KAYLON WILLIAMS (1,173)

Finished career with 1,173 career points ... All-Big 12 Second Team selection following junior and senior year ... Led OU in scoring and rebounding during her senior season with 12.4 points and 7.1 rebound per contest ... Fourth in school history with a .541 field goal percentage and 341 offensive rebounds ... Posted 77 career blocks, the 10th-most in school history.



SEASON	G	FG-FGA	PCT	3G-A	PCT	FT-FTA	PCT	REBS	AVG	PTS	AVG
2011-12	30	58-128	.453	0-0	.000	27-40	.675	157	5.2	143	4.8
2013-14	33	91-171	.532	0-0	.000	48-67	.716	140	4.2	230	7.0
2014-15	32	161-270	.596	0-0	.000	68-110	.618	212	6.6	390	12.2
2015-16	33	164-307	.534	0-0	.000	82-121	.678	234	7.1	410	12.4
<b>TOTALS</b>	<b>128</b>	<b>474-876</b>	<b>.541</b>	<b>0-0</b>	<b>.000</b>	<b>225-338</b>	<b>.666</b>	<b>743</b>	<b>5.8</b>	<b>1173</b>	<b>9.2</b>



» Gabbi Ortiz ranks third on OU's career 3-pointers list with 215 treys. Ortiz is also tied for third in freethrow percentage, shooting .839 from the charity stripe in her career.

## » 31. GABBI ORTIZ (1,171)

Left her mark as one of the program's top 3-point shooters, while playing primarily point guard at Oklahoma ... 2015 Big 12 Freshman of the Year ... Finished career with solid senior season, scoring 12.4 points per game and knocking down 84 3-pointers ... 2018 All-Big 12 Second Team pick ... Ranks third all-time at OU with 215 career 3-point field goals and 679 career 3-point attempts ... Tied for third all-time at OU with a .839 free throw percentage ... Made 121 career starts and appeared in 130 contests ... Ninth in school history in minutes played.



SEASON	G	FG-FGA	PCT	3G-A	PCT	FT-FTA	PCT	REBS	AVG	PTS	AVG
2014-15	33	94-262	.359	49-147	.333	33-47	.702	121	3.7	270	8.2
2015-16	33	77-230	.335	42-134	.313	28-32	.875	114	3.5	224	6.8
2016-17	33	92-252	.365	40-128	.313	69-82	.841	141	4.3	293	8.9
2017-17	33	124-313	.396	84-218	.385	52-56	.929	155	5.0	384	12.4
<b>TOTALS</b>	<b>130</b>	<b>387-1057</b>	<b>.366</b>	<b>215-627</b>	<b>.343</b>	<b>182-217</b>	<b>.839</b>	<b>531</b>	<b>4.1</b>	<b>1171</b>	<b>9.9</b>

# 1,000-POINT SCORERS



## » 32. MANDY WADE (1,148)

32nd all-time in scoring with 1,148 points ... Strong aggressive center, who was an excellent low post scorer ... Averaged 14.1 points as a senior ... Fourth in school history with a .509 field goal percentage ... Recognized as second team all-conference performer as a senior.



SEASON	G	FG-FGA	PCT	3G-A	PCT	FT-FTA	PCT	REBS	AVG	PTS	AVG
1991-92	29	123-260	.473	0-0	.000	46-73	.644	198	6.8	288	9.9
1992-93	10	26-62	.419	0-0	.000	20-31	.645	69	6.9	72	7.2
1993-94	30	152-284	.535	0-1	.000	63-91	.692	209	7.0	365	12.2
1994-95	30	169-318	.531	0-3	.000	85-117	.727	190	6.3	423	14.1
<b>TOTALS</b>	<b>99</b>	<b>470-924</b>	<b>.509</b>	<b>0-4</b>	<b>.000</b>	<b>214-312</b>	<b>.686</b>	<b>666</b>	<b>6.7</b>	<b>1148</b>	<b>11.6</b>



» Current Sooner Ana Llanusa is one of just 17 OU players to reach 1,000 points in three seasons or fewer.

## » T-33. LANA E JONES (1,096)

Averaged 13.9 points per game as a senior ... Ranks second all-time in school history with 243 blocks ... Named honorable mention all-conference as a senior ... Awarded Academic all-conference honors as a junior.



SEASON	G	FG-FGA	PCT	3G-A	PCT	FT-FTA	PCT	REBS	AVG	PTS	AVG
1992-93	27	78-177	.441	0-2	.000	75-114	.658	175	6.5	230	8.5
1993-94	29	72-168	.429	0-0	.000	40-71	.563	138	4.8	184	6.3
1994-95	31	107-215	.498	0-1	.000	94-147	.639	123	4.0	308	9.9
1995-96	27	137-284	.482	0-0	.000	100-150	.667	186	6.9	374	13.9
<b>TOTALS</b>	<b>114</b>	<b>394-844</b>	<b>.467</b>	<b>0-3</b>	<b>.000</b>	<b>309-482</b>	<b>.641</b>	<b>623</b>	<b>5.5</b>	<b>1096</b>	<b>9.6</b>

## » T-33. ANA LLANUSA (1,096)

Has scored 1,096 points headed into her final season ... One of 17 OU players to reach 1,000 points in three seasons or fewer ... Led the team in scoring as a sophomore in 2018-19, averaging 18.3 PPG ... Scored 377 across all 30 games as a freshman in 2017-18 ... Named to the 2018 Big 12 All-Freshman Team and was an All-Big 12 Honorable Mention ... Totaled 365 points in 20 appearances in 2018-19 despite missing 10 games due to injury ... Set an OU record with six straight games with 20 or more points that season ... Earned Second Team All-Big 12 honors as a sophomore ... Scored 354 as a junior in 2019-20 despite missing seven games again due to injury ... Tallied three games with 25+ points in 2019-20.



SEASON	G	FG-FGA	PCT	3G-A	PCT	FT-FTA	PCT	REBS	AVG	PTS	AVG
2017-18	30	128-344	.372	45-171	.263	76-108	.704	121	4.0	377	12.6
2018-19	20	105-275	.382	47-138	.467	108-132	.818	67	3.4	365	18.3
2019-20	20	126-397	.410	32-113	.283	70-101	.693	105	4.6	354	15.4
<b>TOTALS</b>	<b>70</b>	<b>359-926</b>	<b>.388</b>	<b>124-422</b>	<b>.294</b>	<b>254-341</b>	<b>.745</b>	<b>293</b>	<b>4.0</b>	<b>1096</b>	<b>15.0</b>

## » 35. JANET FREEMAN-SOUTHARD (1,093)

Scored 1,093 points during four-year career at Oklahoma ... Averaged 11.1 points per game as a senior ... Also shows up in the Sooner record books for career rebounds (9th/800).



SEASON	G	FG-FGA	PCT	3G-A	PCT	FT-FTA	PCT	REBS	AVG	PTS	AVG
1978-79	29	121-339	.357	—	—	31-51	.608	165	5.7	273	9.4
1979-80	33	126-356	.354	—	—	42-72	.583	134	4.1	294	8.9
1980-81	28	66-174	.379	—	—	49-69	.710	282	10.1	181	6.5
1981-82	31	125-311	.402	—	—	95-147	.646	219	7.1	345	11.1
<b>TOTALS</b>	<b>121</b>	<b>438-1180</b>	<b>.371</b>	<b>—</b>	<b>—</b>	<b>217-339</b>	<b>.640</b>	<b>800</b>	<b>6.6</b>	<b>1093</b>	<b>9.0</b>



» LaNae Jones is one of two OU players to record more than 200 blocks as a Sooner. She scored 903 of her 1,096 career points during her final two seasons, averaging 16.9 points per game as a senior.



# 1,000-POINT SCORERS

## » 36. NICOLE GRIFFIN (1,088)

Finished four-year career with 1,088 points ... Averaged 11.3 points during junior season ... Ranks third at OU with 141 career blocks ... Set OU freshman record with a .674 field goal percentage.



SEASON	G	FG-FGA	PCT	3G-A	PCT	FT-FTA	PCT	REBS	AVG	PTS	AVG
2010-11	30	64-95	.674	0-0	.000	44-77	.571	111	3.7	172	5.7
2011-12	34	71-131	.542	0-0	.000	53-79	.668	131	3.9	195	5.7
2012-13	35	148-296	.500	0-0	.000	98-147	.667	171	4.9	394	11.3
2013-14	33	116-222	.523	0-0	.000	95-132	.720	191	5.8	327	9.9
<b>TOTALS</b>	<b>132</b>	<b>399-704</b>	<b>.536</b>	<b>0-0</b>	<b>.000</b>	<b>290-425</b>	<b>.682</b>	<b>684</b>	<b>4.6</b>	<b>1088</b>	<b>8.2</b>

## » 37. TAYLOR ROBERTSON (1,002)

Owens 1,002 points after just two seasons ... Just the third player to reach the milestone in two seasons after Courtney Paris and Aaryn Ellenberg, OU's top two scorers of all time ... Shattered a host of records as a sophomore in 2019-20 as she drained 131 3-pointers ... Broke the OU single-season treys record as well as the Big 12 record, which had stood since 2002-2003 ... Became the first player in Big 12 history to hit 100 or more 3s in back-to-back seasons after making 105 as a freshman in 2018-19 ... 30 straight games with at least one 3-pointer ... The NCAA's active career leader in 3-point field goal percentage at .443 (236-for-533) and treys per game with a 3.93 average ... Had 15 games with 20 or more points in 2019-20 ... Set a program record for the most consecutive 20-plus point games with eight during her sophomore season ... Finished her freshman year with 429 points, the seventh-most ever by a Sooner newcomer ... Was one of three players in Division I to shoot at least .450 from the field, .450 from beyond the arc and .880 from the free throw line as a freshman in 2018-19.



SEASON	G	FG-FGA	PCT	3G-A	PCT	FT-FTA	PCT	REBS	AVG	PTS	AVG
2018-19	30	134-290	.462	105-225	.467	56-63	.889	98	3.3	429	14.3
2019-20	30	165-374	.441	131-308	.425	112-125	.896	92	3.1	573	19.1
<b>TOTALS</b>	<b>60</b>	<b>299-664</b>	<b>.452</b>	<b>236-533</b>	<b>.446</b>	<b>168-188</b>	<b>.892</b>	<b>190</b>	<b>3.2</b>	<b>1002</b>	<b>16.7</b>





# YEAR-BY-YEAR RESULTS



## AMY DAHL

Years: 1975 (1)  
Record: 2-14 (.125)

### » 1974-75

Record: 2-14 (McCasland Fieldhouse)  
Home: 1-6 (McCasland Fieldhouse)  
Head Coach: Amy Dahl

D5.....	at Bethany Nazarene.....	L.....	44-43
J21.....	USAO.....	L.....	56-42
J23.....	Oklahoma State.....	L.....	70-41
J27.....	at East Central.....	L.....	62-41
J30.....	St. Gregory's.....	L.....	82-57
F6.....	East Central.....	L.....	62-50
F8.....	1-at Central Oklahoma.....	L.....	55-51
F8.....	1-vs. Northeastern State.....	W.....	55-51
F8.....	1-vs. SW Oklahoma.....	L.....	63-47
F12.....	at St. Gregory's.....	L.....	88-35
F15.....	Bethany Nazarene.....	W.....	57-37
F19.....	at Oklahoma State.....	L.....	93-44
F22.....	at USAO.....	L.....	62-41
F25.....	Central Oklahoma.....	L.....	47-43
F28.....	2-vs. NW Okla. State.....	L.....	79-42
M1.....	2-vs. USAO.....	L.....	97-60

1-Central State Tournament, Edmond, Okla.  
2-OIAIW Tournament, Stillwater, Okla.



## CATHIE SCHWEITZER

Years: 1976-78 (3)  
Record: 27-46 (.370)

### » 1975-76

Record: 3-14  
Home: 2-4 (2-2 at Lloyd Noble Center)  
Head Coach: Cathie Schweitzer

D2.....	at USAO.....	L.....	86-60
D5.....	Central Oklahoma.....	L.....	70-34
D10.....	at Oklahoma State.....	L.....	76-36
J21.....	at SE Okla. State.....	L.....	56-45
J24.....	USAO.....	L.....	78-53
J27.....	at Central Oklahoma.....	L.....	58-47
J31.....	East Central.....	W.....	44-38
F4.....	SE Okla. State.....	W.....	37-35
F6.....	Oklahoma State.....	L.....	53-47
F12.....	1-at Kansas State.....	L.....	90-27
F13.....	1-vs. Kansas.....	L.....	65-39
F18.....	Tulsa.....	L.....	58-53
F20.....	at NW Okla. State.....	L.....	91-36
F24.....	at SW Oklahoma.....	L.....	72-41
F27.....	2-vs. Oklahoma State.....	L.....	68-31
F28.....	2-vs. Northeastern State.....	L.....	63-56
F28.....	2-vs. Tulsa.....	W.....	57-53

1-Big Eight Tournament, Manhattan, Kan.  
2-OIAIW Tournament, Edmond, Okla.

### » 1976-77

Record: 4-20  
Home: 1-7  
Head Coach: Cathie Schweitzer

D1.....	at Phillips.....	L.....	83-60
D3.....	NW Oklahoma State.....	L.....	67-63
D7.....	at Central Oklahoma.....	L.....	53-42
D7.....	at Northern Oklahoma.....	L.....	62-61
D15.....	at Oral Roberts.....	W.....	59-56
J4.....	Missouri.....	L.....	66-46
J6.....	1-at Wichita State.....	L.....	70-58
J7.....	1-vs. Simpson.....	W.....	88-69
J8.....	1-vs. Colorado State.....	L.....	59-56
J14.....	Drake.....	L.....	61-55

J17.....	Oral Roberts.....	L.....	62-58
J20.....	2-vs. Kansas.....	L.....	72-45
J21.....	2-vs. Iowa State.....	L.....	93-58
J22.....	2-vs. Oklahoma State.....	L.....	73-65
J25.....	at Oklahoma State.....	L.....	52-44
J29.....	Northern Oklahoma.....	L.....	66-59
F2.....	SE Okla. State.....	W.....	68-56
F9.....	Oklahoma State.....	L.....	70-50
F12.....	at NW Okla. State.....	L.....	73-66
F16.....	Phillips.....	L.....	72-34
F26.....	at SE Okla. State.....	L.....	63-39
M1.....	Central Oklahoma.....	W.....	60-49
M4.....	3-at Oklahoma State.....	L.....	45-41
M5.....	3-vs. SW Oklahoma.....	L.....	54-42

1-Shocker Classic, Wichita, Kan.  
2-Big Eight Tournament, Boulder, Colo.  
3-OIAIW Tournament, Stillwater, Okla.

### » 1977-78

Record: 20-12  
Home: 9-3  
Head Coach: Cathie Schweitzer

N21.....	Cameron.....	W.....	77-52
N30.....	Oklahoma Baptist.....	W.....	104-45
D6.....	Oklahoma State.....	W.....	80-74
D9.....	1-vs. Tulsa.....	W.....	95-52
D10.....	1-at Phillips.....	L.....	84-75
D14.....	Arkansas.....	W.....	80-51
D16.....	East Central.....	W.....	75-62
D18.....	at Tulsa.....	W.....	80-68
J3.....	at Oral Roberts.....	L.....	84-55
J5.....	2-vs. Nebraska.....	W.....	60-59
J6.....	2-vs. Missouri.....	L.....	80-56
J7.....	2-vs. Kansas State.....	W.....	67-61
J11.....	3-at New Mexico State.....	W.....	71-61
J12.....	3-at New Mexico State.....	L.....	77-61
J13.....	3-vs. New Mexico.....	W.....	75-74
J18.....	Phillips.....	L.....	69-68
J20.....	at East Central.....	L.....	64-47
J25.....	NW Okla. State.....	W.....	70-68
J28.....	at Cameron.....	W.....	73-50
F1.....	at Oklahoma Baptist.....	W.....	92-49
F4.....	Oral Roberts.....	L.....	81-62
F6.....	at SE Okla. State.....	W.....	59-47
F8.....	at Oklahoma State.....	L.....	74-60
F11.....	Tulsa.....	W.....	94-45
F14.....	at Central Oklahoma.....	W.....	65-57
F18.....	at NW Okla. State.....	L.....	78-60
F22.....	SE Oklahoma.....	W.....	73-43
F23.....	4-vs. Tulsa.....	W.....	82-55
F24.....	4-vs. Central Oklahoma.....	W.....	59-56
F25.....	4-vs. Oral Roberts.....	L.....	57-53
M8.....	5-at Stephen F. Austin.....	L.....	106-54
M9.....	5-at Southern.....	L.....	77-49

1-Phillips Tournament, Enid, Okla.  
2-Big Eight Tournament, Lawrence, Kan.  
3-N. Mexico St. Tournament, Las Cruces, N.M.  
4-OIAIW Tournament, Tahlequah, Okla.  
5-SWIAIW Championship, Nacogdoches, Texas



## DOYLE PARRACK

Years: 1979-80 (2)  
Record: 30-32 (.483)

### » 1978-79

Record: 13-16  
Home: 5-5  
Head Coach: Doyle Parrack

N11.....	at Tulsa.....	W.....	57-47
N24.....	1-vs. NW Missouri State.....	L.....	74-44
N25.....	1-vs. Wichita State.....	W.....	61-50
N26.....	1-vs. Texas A&M.....	L.....	52-45
N29.....	Oklahoma State.....	L.....	77-62
D2.....	New Mexico.....	L.....	70-67
D5.....	Oral Roberts.....	W.....	72-64

D7.....	Colorado.....	W.....	68-66
D12.....	Phillips.....	L.....	89-71
D16.....	at East Central.....	W.....	52-47
J6.....	Eastern New Mexico.....	W.....	71-62
J8.....	at Oral Roberts.....	L.....	62-49
J13.....	Nebraska.....	L.....	71-63
J18.....	2-at Nebraska.....	L.....	82-60
J19.....	2-vs. Colorado.....	L.....	78-62
J20.....	2-vs. Iowa State.....	L.....	80-69
J27.....	NW Okla. State.....	L.....	73-46
F2.....	3-at North Texas.....	L.....	80-62
F3.....	3-vs. Texas A&M.....	L.....	58-49
F7.....	at Oklahoma State.....	L.....	62-48
F10.....	Tulsa.....	W.....	69-54
F13.....	North Texas.....	W.....	45-44
F15.....	at Phillips.....	W.....	75-65
F18.....	at NW Okla. State.....	W.....	65-58
F20.....	at Arkansas.....	W.....	65-53
F23.....	4-at SW Oklahoma.....	W.....	79-35
F23.....	4-vs. Oklahoma State.....	W.....	53-48
F24.....	4-vs. Oral Roberts.....	L.....	69-66
M7.....	5-vs. NE Louisiana.....	L.....	69-59

1-SW Missouri St. Tournament, Springfield, Mo.  
2-Big Eight Tournament, Lincoln, Neb.  
3-North Texas Tournament, Denton, Texas  
4-OIAIW Championship, Weatherford, Okla.  
5-SWIAIW Championship, Tulsa, Okla.

### » 1979-80

Record: 17-16  
Home 6-5, Away 4-5, Neutral 7-6  
Head Coach: Doyle Parrack

N17.....	Texas.....	L.....	66-47
N19.....	Texas-Arlington.....	W.....	61-59
N22.....	1-vs. Wichita State.....	W.....	62-56
N23.....	1-vs. Nebraska-Omaha.....	W.....	67-40
N24.....	1-vs. Southern Illinois.....	W.....	58-46
N26.....	Nevada-Las Vegas.....	L.....	71-51
N29.....	North Texas.....	W.....	91-44
D1.....	at Texas Tech.....	L.....	65-58
D3.....	at Colorado.....	L.....	90-77
D7.....	Oklahoma State.....	W.....	54-41
D10.....	at Wichita State.....	W.....	75-62
D14.....	at Kansas State.....	L.....	96-73
D15.....	at Nebraska.....	L.....	68-44
D22.....	at Tulsa.....	W.....	68-55
J5.....	Tulsa.....	W.....	77-40
J8.....	2-vs. McNeese State.....	L.....	61-46
J9.....	2-vs. Baylor.....	W.....	66-48
J10.....	2-vs. Memphis.....	L.....	54-53
J11.....	2-at Texas A&M.....	L.....	71-53
J12.....	2-vs. SW Missouri State.....	W.....	68-66
J14.....	at North Texas.....	W.....	67-45
J17.....	3-at Missouri.....	L.....	90-63
J18.....	3-vs. Iowa State.....	W.....	87-77
J19.....	3-vs. Oklahoma State.....	L.....	60-54
J24.....	Oral Roberts.....	L.....	64-52
J26.....	Texas Tech.....	L.....	55-48
F2.....	at Oral Roberts.....	L.....	77-63
F4.....	at Texas Arlington.....	W.....	60-56
F6.....	at Oklahoma State.....	W.....	52-45
F12.....	Wichita State.....	L (OT).....	59-53
F16.....	Arkansas.....	W.....	57-50
F21.....	4-vs. Oklahoma State.....	W.....	65-62
F22.....	4-vs. Oral Roberts.....	L.....	73-60

1-SW Missouri St. Tournament, Springfield, Mo.  
2-Lady Aggie Classic, College Station, Texas  
3-Big Eight Tournament, Columbia, Mo.  
4-OIAIW Championship, Norman, Okla.





## MAURA MCHUGH

Years: 1981-87 (7)  
Record: 142-70 (.670)

### » 1980-81

Record: 21-11  
Home 9-0, Away 8-6, Neutral 3-5  
Head Coach: Maura McHugh

N29.....	at Oral Roberts.....	L.....	80-76
D3.....	North Texas.....	W.....	101-81
D5.....	at Southern California.....	L.....	55-84
D8.....	at UNLV.....	W.....	96-85
D10.....	Oklahoma State.....	W.....	89-79
D13.....	Oklahoma City.....	W.....	86-75
D20.....	at Missouri.....	W.....	73-65
D23.....	at Wichita State.....	L.....	85-59
J3.....	at Arkansas.....	W.....	75-68
J5.....	at Oklahoma City.....	W.....	68-60
J7.....	McNeese State.....	W.....	96-71
J10.....	Houston.....	W.....	67-66
J12.....	Texas Tech.....	W.....	69-56
J15.....	2-vs. Oklahoma State.....	W.....	75-61
J16.....	2-at Kansas.....	L.....	95-55
J17.....	2-vs. Missouri.....	L.....	68-65
J19.....	1-at McNeese State ... W (OT).....		82-77
J20.....	at Houston.....	W.....	82-79
J24.....	Wichita State.....	W.....	93-76
J27.....	at Stephen F. Austin.....	L.....	70-49
J29.....	Tulsa.....	W.....	87-57
J31.....	at Oklahoma State.....	W.....	76-68
F2.....	at Texas Tech.....	L.....	79-70
F6.....	1-at North Texas.....	W.....	84-53
F7.....	1-vs. Texas Southern.....	L.....	80-72
F10.....	at Texas.....	L.....	71-54
F14.....	at Tulsa.....	W.....	106-68
F16.....	Oral Roberts.....	W.....	66-59
F25.....	3-Oklahoma City.....	W.....	77-66
F26.....	3-Oral Roberts.....	L.....	72-62
M18.....	4-Louisiana Tech.....	L.....	88-68

! Record reflects two wins by forfeit over Baylor and McNeese St.  
1-North Texas Tournament, Denton, Texas  
2-Big Eight Tournament, Lawrence, Kan.  
3-OIAIW Championship, Oklahoma City, Okla.  
4-SWAIW Championship, Nacogdoches, Texas

### » 1981-82

Record: 12-14  
Home 12-4, Away 3-7, Neutral 2-3  
Head Coach: Maura McHugh

N30.....	Oklahoma Baptist.....	W.....	82-79
D3.....	at Phillips.....	W.....	87-49
D5.....	at Oklahoma City.....	W.....	79-76
D10.....	Texas A&M.....	W.....	83-55
D12.....	Stephen F. Austin.....	L.....	64-62
D14.....	at Tulsa.....	W.....	90-59
J4.....	at San Diego.....	W.....	72-54
J6.....	at San Diego State.....	L.....	68-65
J8.....	at UCLA.....	L.....	82-63
J9.....	at Pepperdine.....	L.....	75-70
J14.....	1-vs. Colorado.....	L.....	71-61
J15.....	1-vs. Kansas.....	W.....	73-63
J16.....	1-vs. Missouri.....	L.....	87-64
J18.....	at Oral Roberts.....	L.....	93-72
J20.....	at Oklahoma State.....	W.....	78-68
J23.....	Wichita State.....	W.....	67-60
J27.....	Tulsa.....	W.....	87-62
J30.....	at Kansas.....	W.....	64-61
F3.....	Oklahoma State.....	W.....	71-57
F5.....	Texas-Arlington.....	W.....	70-56
F7.....	Arkansas.....	W.....	65-64
F10.....	Texas Southern..... W (OT).....		82-70
F13.....	Oral Roberts.....	L.....	95-78
F16.....	Oklahoma City.....	W.....	72-71
F18.....	at Texas Tech.....	L.....	93-86

F22.....	Louisiana Tech.....	L.....	101-57
F24.....	Missouri.....	L.....	81-62
F26.....	2-at Oklahoma City.....	W.....	61-60
F27.....	2-vs. Oklahoma State.....	L.....	53-52
M1.....	at Wichita State.....	L.....	93-75
M11.....	3-vs. Texas.....	L.....	87-78

1-Big Eight Tournament, Manhattan, Kan.  
2-OIAIW Championship, Oklahoma City, Okla.  
3-SWAIW Championship, Lubbock, Texas

### » 1982-83

Record: 17-11  
Home 14-2, Away 3-6, Neutral 0-3  
Head Coach: Maura McHugh

N27.....	at Iowa State.....	L.....	80-76
N30.....	Cameron.....	W.....	85-57
D4.....	Tulsa.....	W.....	99-60
D6.....	Phillips.....	W.....	93-57
D9.....	at North Texas.....	W.....	77-64
D11.....	Texas Tech..... W (OT).....		93-91
D13.....	Central Oklahoma.....	W.....	82-56
D18.....	Iowa State.....	W.....	80-64
J4.....	at Oral Roberts.....	L.....	86-72
J7.....	1-vs. Northeast Louisiana.....	W.....	87-75
J8.....	1-at Wichita State..... L (2OT).....		93-81
J12.....	at Nebraska.....	L.....	85-78
J15.....	San Diego.....	W.....	100-50
J18.....	Kansas.....	W.....	83-74
J22.....	at Missouri.....	L.....	109-73
J27.....	Oklahoma State.....	W.....	77-64
J29.....	Colorado.....	W.....	90-79
F2.....	at Kansas.....	L.....	81-79
F5.....	Kansas State.....	L.....	86-74
F9.....	at Oklahoma City.....	W.....	94-84
F12.....	Missouri.....	W.....	85-75
F16.....	at Oklahoma State ... W (OT).....		83-82
F19.....	Nebraska.....	W.....	107-82
F21.....	at Louisiana Tech.....	L.....	105-75
F26.....	at Colorado.....	L.....	89-82
M2.....	Wichita State.....	W.....	92-64
M5.....	at Kansas State.....	L.....	87-63
M10.....	2-vs. Colorado.....	L.....	78-70

1-Pizza Hut Classic, Wichita, Kan.  
2-Big Eight Tournament, Norman, Okla.

### » 1983-84

Record: 22-10, 8-6 Big Eight  
Home 10-2, Away 9-4, Neutral 3-4  
Head Coach: Maura McHugh  
National Women's Invitation Tournament

N27.....	Texas-Arlington.....	W.....	92-66
D2.....	1-vs. Southern Illinois.....	L.....	82-62
D3.....	1-vs. Portland State.....	W.....	85-67
D5.....	Northeastern State.....	W.....	87-53
D7.....	at Tulsa.....	W.....	82-64
D10.....	North Texas.....	W.....	99-44
D12.....	Oklahoma City.....	W.....	100-52
D21.....	at Wichita State.....	W.....	85-68
J4.....	Emporia State.....	W.....	110-60
J7.....	Oral Roberts.....	W.....	101-77
J10.....	at Cal-Santa Barbara.....	W.....	95-48
J12.....	at Pepperdine.....	W.....	85-69
J16.....	Midwestern State.....	W.....	118-75
J18.....	at Colorado.....	L.....	66-62
J21.....	at Kansas State.....	L.....	88-70
J24.....	Oklahoma State.....	W.....	75-72
J28.....	at Iowa State.....	W.....	77-73
J31.....	Kansas.....	W.....	87-84
F4.....	Missouri.....	L.....	73-68
F8.....	at Nebraska.....	W.....	96-85
F11.....	Kansas State.....	L.....	71-62
F14.....	at Oklahoma State.....	L.....	79-71
F18.....	Colorado.....	W.....	88-78
F22.....	at Kansas.....	W.....	85-74
F25.....	Iowa State.....	W.....	97-59
F28.....	at Missouri.....	L.....	102-77
M3.....	Nebraska.....	W.....	97-79

M8.....	2-Kansas.....	W.....	76-63
M9.....	3-vs. Kansas State.....	L.....	69-67
M17.....	4-vs. Chattanooga.....	L.....	84-78
M16.....	4-vs. Illinois State.....	W.....	67-65
M24.....	4-vs. California.....	L.....	81-78

1-Wash. State Tournament, Pullman, Wash.  
2-Big Eight Tournament, Norman, Okla.  
3-Big Eight Tournament, Kansas City, Mo.  
4-NWIT Championship, Amarillo, Texas

### » 1984-85

Record: 23-7, 10-4 Big Eight  
Home 12-0, Away 8-4, Neutral 3-3  
Head Coach: Maura McHugh

N23.....	Abilene Christian.....	W.....	89-70
N26.....	at Midwestern State.....	W.....	91-46
N29.....	Oklahoma Baptist.....	W.....	86-59
D4.....	at Texas-Arlington.....	W.....	103-48
D6.....	Georgia State.....	W.....	83-62
D9.....	at Oklahoma City.....	W.....	86-51
D11.....	Missouri-Kansas City.....	W.....	88-62
D13.....	at North Texas.....	W.....	94-56
D15.....	Texas Southern.....	W.....	103-71
J2.....	1-vs. New Hampshire.....	W.....	73-42
J3.....	1-vs. Rutgers.....	L.....	80-72
J5.....	1-vs. St. Joseph's.....	L.....	76-75
J11.....	at Oral Roberts.....	W.....	67-66
J16.....	Missouri.....	W.....	93-83
J19.....	Kansas.....	W.....	90-69
J23.....	at Iowa State.....	W.....	89-56
J26.....	Kansas State.....	W.....	92-85
J29.....	at Colorado.....	W.....	73-65
F3.....	at Oklahoma State.....	L.....	85-76
F6.....	Nebraska.....	W.....	86-74
F9.....	at Kansas State.....	L.....	90-75
F13.....	Iowa State.....	W.....	89-48
F16.....	at Missouri.....	L.....	92-74
F20.....	Colorado.....	W.....	80-58
F24.....	at Kansas ... W (OT).....		78-77
M7.....	Oklahoma State.....	W.....	91-62
M2.....	at Nebraska.....	L.....	102-99
M4.....	2-vs. Iowa State.....	W.....	78-63
M7.....	2-vs. Kansas.....	W.....	79-69
M9.....	2-vs. Missouri.....	L.....	89-83

1-Miami New Year's Classic, Miami, Fla.  
2-Big Eight Tournament, Kansas City, Mo.

### » 1985-86

Record: 24-7, 10-4 Big Eight  
Home 9-1, Away 7-4, Neutral 8-2  
Head Coach: Maura McHugh  
NCAA Sweet 16 and Big Eight Champions

N24.....	1-vs. Middle Tennessee.....	W.....	83-75
N25.....	1-vs. Western Kentucky.....	W.....	89-81
N29.....	at Texas-Arlington.....	W.....	86-72
D2.....	Creighton.....	W.....	94-76
D6.....	Texas A&M.....	W.....	93-62
D9.....	at New Mexico.....	W.....	73-61
D11.....	Tulsa.....	W.....	91-32
D21.....	at Arkansas.....	L.....	79-66
D30.....	at Texas State.....	W.....	80-56
J3.....	2-vs. Dayton.....	W.....	64-46
J4.....	2-vs. James Madison.....	W.....	57-55
J5.....	2-vs. La Salle.....	W.....	71-68
J11.....	Oral Roberts.....	W.....	101-78
J15.....	at Colorado.....	L.....	91-84
J18.....	Iowa State.....	W.....	85-62
J22.....	at Kansas State.....	W.....	83-72
J25.....	at Missouri.....	W.....	105-79
J29.....	Nebraska.....	W.....	88-71
F1.....	at Kansas.....	L.....	85-67
F5.....	Oklahoma State.....	W.....	108-68
F8.....	at Iowa State.....	L.....	81-72
F11.....	Kansas State.....	W.....	94-77
F15.....	Colorado.....	W.....	82-69
F18.....	at Nebraska.....	W.....	102-75
F22.....	Missouri.....	W.....	88-80



# YEAR-BY-YEAR RESULTS

F26	...	Kansas	.....	L	.....	77-72
M2	...	at Oklahoma State	.....	W	.....	86-67
M5	...	3-vs. Oklahoma State	.....	W	.....	85-50
M6	...	3-vs. Missouri	.....	L	.....	71-66
M16	...	4-Vanderbilt (Norman)	.....	L	.....	86-67
M20	...	4-vs. Texas (Austin)	.....	L	.....	85-59

1-BGSU Invitational, Bowling Green, Ky.  
2-Miami New Year's Classic, Miami, Fla.  
3-Big Eight Tournament, Kansas City, Mo.  
4-NCAA Midwest Regional

## » 1986-87

Record: 18-10, 6-7 Big Eight  
Home 8-3, Away 7-5, Neutral 3-2  
Head Coach: Maura McHugh

N28	...	1-vs. UTSA	.....	W	.....	67-63
N29	...	1-vs. New Mexico State	.....	W	.....	80-71
D1	...	New Mexico	.....	W	.....	87-51
D4	...	at Oral Roberts	.....	W	.....	87-72
D6	...	Arkansas	.....	W	.....	76-70
D8	...	Texas-Arlington	.....	W	.....	94-61
D20	...	West Texas State	.....	W	.....	82-63
D30	...	2-vs. Notre Dame	.....	W	.....	57-54
D31	...	2-at Washington	.....	L	.....	83-64
J3	...	at Portland	.....	W	.....	83-70
J6	...	Kansas State	.....	W	.....	70-47
J8	...	Tulane	.....	W	.....	84-53
J10	...	Colorado State	.....	W	.....	72-58
J12	...	at Tulsa	.....	W	.....	62-39
J14	...	Kansas	.....	W	.....	81-67
J17	...	at Missouri	.....	L	.....	72-70
J21	...	Oklahoma State	.....	L	.....	84-68
J24	...	Nebraska	.....	W	.....	97-81
J27	...	at Colorado	.....	L	.....	94-80
J31	...	Iowa State	.....	W	.....	74-72
F4	...	at Kansas State	.....	L	.....	80-69
F7	...	Missouri	.....	L	.....	86-76
F11	...	at Oklahoma State	.....	W	.....	75-70
F14	...	at Kansas	.....	L	.....	89-73
F18	...	Colorado	.....	L	.....	74-73
F21	...	at Nebraska	.....	L	.....	97-89
F24	...	at Iowa State	.....	W	.....	87-72
F28	...	3-vs. Kansas State	.....	L	.....	79-64

1-New Mexico St. Tournament, Las Cruces, N.M.  
2-Washington Tournament, Seattle, Wash.  
3-Big Eight Tournament, Salina, Kan.



**VALERIE GOODWIN-COLBERT**

Years: 1988-90 (3)  
Record: 32-51 (.386)

## » 1987-88

Record: 14-13, 7-7 Big Eight  
Home 7-4, Away 5-5, Neutral 2-4  
Head Coach: Valerie Goodwin-Colbert

N27	...	1-vs. Penn State	.....	L	.....	86-63
N28	...	1-vs. California	.....	L	.....	81-66
N29	...	1-vs. Northern Arizona	.....	W	.....	68-47
D2	...	Oral Roberts	.....	W	.....	103-94
D5	...	at North Texas	.....	W	.....	77-75
D9	...	at Southwest Texas	.....	W	.....	92-74
D19	...	Texas Southern	.....	W	.....	81-72
D29	...	2-vs. Simon Fraser	.....	W	.....	83-66
D30	...	2-at Stanford	.....	L	.....	91-66
J6	...	New Mexico State	.....	L	.....	78-72
J9	...	at Tulane	.....	L	.....	82-75
J11	...	Arkansas-Little Rock	.....	W	.....	99-67
J13	...	at Colorado	.....	W	.....	82-78
J16	...	at Kansas State	.....	W	.....	96-65
J20	...	at Missouri	.....	L	.....	91-72
J23	...	Oklahoma State	.....	W	.....	83-81
J27	...	Nebraska	.....	L	.....	94-82
J30	...	at Iowa State	.....	L	.....	82-66
F3	...	Kansas	.....	L	.....	71-68

F6	...	Missouri	.....	W	.....	93-84
F9	...	at Nebraska	.....	L	.....	92-74
F13	...	Kansas State	.....	W	.....	79-61
F16	...	at Oklahoma State	.....	W	.....	79-78
F20	...	Iowa State	.....	W	.....	85-76
F24	...	at Kansas	.....	L	.....	71-68
F27	...	Colorado	.....	L (OT)	.....	91-88
M2	...	3-vs. Kansas	.....	L	.....	67-66

1-Rainbow Wahine Classic, Honolulu, Hawaii  
2-Cardinal Classic, Stanford, Calif.  
3-Big Eight Tournament, Salina, Kan.

## » 1988-89

Record: 11-6, 4-10 Big Eight  
Home 5-5, Away 3-6, Neutral 3-5  
Head Coach: Valerie Goodwin-Colbert

N25	...	1-Texas-Pan American	.....	W	.....	120-36
N26	...	1-West Virginia	.....	L	.....	83-65
D2	...	2-vs. Penn State	.....	W	.....	92-81
D3	...	2-at Texas Tech	.....	L	.....	64-54
D8	...	Mississippi Valley State	.....	L	.....	89-83
D10	...	at Oral Roberts	.....	W	.....	97-83
D29	...	3-vs. Iowa	.....	L	.....	86-69
D30	...	3-at Miami	.....	L	.....	69-66
D31	...	3-vs. Boston	.....	W	.....	77-72
J3	...	North Texas	.....	W	.....	93-71
J7	...	at Texas-Arlington	.....	W	.....	86-75
J9	...	BYU	.....	W	.....	103-81
J11	...	at Missouri	.....	L	.....	71-68
J14	...	at Kansas	.....	L (OT)	.....	86-82
J17	...	at Oklahoma State	.....	L	.....	71-64
J21	...	Iowa State	.....	W	.....	72-65
J25	...	Nebraska	.....	W	.....	68-65
J27	...	Colorado	.....	L	.....	73-70
F1	...	Kansas State	.....	L	.....	84-83
F4	...	Oklahoma State	.....	L	.....	87-68
F8	...	at Nebraska	.....	L	.....	85-76
F11	...	at Iowa State	.....	W	.....	84-74
F15	...	Kansas	.....	W	.....	101-87
F18	...	at Colorado	.....	L	.....	87-76
F22	...	at Kansas State	.....	L	.....	64-60
F25	...	Missouri	.....	L	.....	104-91
M4	...	4-vs. Colorado	.....	L	.....	80-61

1-Sooner Thanksgiving Classic, Norman, Okla.  
2-Texas Tech Classic, Lubbock, Texas  
3-Orange Bowl Classic, Miami, Fla.  
4-Big Eight Tournament, Salina, Kan.

## » 1989-90

Record: 7-22, 2-12 Big Eight  
Home 3-8, Away 1-8, Neutral 3-6  
Head Coach: Valerie Goodwin-Colbert

N24	...	1-Sam Houston	.....	L	.....	90-86
N25	...	1-Arkansas State	.....	W	.....	102-73
N30	...	at North Texas	.....	L	.....	91-85
D2	...	Northeast Louisiana	.....	W	.....	95-93
D5	...	at Texas A&M	.....	L	.....	101-86
D8	...	2-vs. Eastern Illinois	.....	L	.....	110-88
D9	...	2-vs. Northern Iowa	.....	W	.....	78-76
D12	...	Arkansas	.....	L	.....	86-68
D16	...	Texas Tech	.....	L	.....	88-80
D29	...	3-vs. Montana State	.....	L	.....	86-80
D30	...	3-at Brigham Young	.....	L	.....	108-77
J3	...	Texas-Arlington	.....	L	.....	80-78
J6	...	at Southeast Louisiana	.....	W	.....	88-86
J10	...	Colorado	.....	L	.....	96-48
J13	...	at Iowa State	.....	L	.....	52-78
J17	...	at Kansas	.....	L	.....	94-69
J20	...	Kansas State	.....	L	.....	94-87
J24	...	Oklahoma State	.....	L	.....	99-94
J27	...	Missouri	.....	L	.....	79-75
J31	...	at Nebraska	.....	L	.....	88-81
F3	...	Kansas	.....	L	.....	83-77
F6	...	at Oklahoma State	.....	L	.....	89-77
F10	...	Iowa State	.....	W	.....	70-69
F14	...	at Kansas State	.....	L	.....	92-88
F18	...	at Colorado	.....	L	.....	86-49

F21	...	Nebraska	.....	W	.....	102-77
F24	...	at Missouri	.....	L	.....	89-60
M3	...	4-vs. Missouri	.....	W	.....	80-77
M4	...	4-vs. Oklahoma State	.....	L	.....	87-78

1-Sooner Thanksgiving Classic, Norman, Okla.  
2-Phoenix Classic, Green Bay, Wis.  
3-BYU Tournament, Provo, Utah  
4-Big Eight Tournament, Salina, Kan.



**GARY HUDSON**

Years: 1991-93 (3)  
Record: 34-35 (.464)

## » 1990-91

Record: 10-18, 4-9 Big Eight  
Home 7-5, Away 2-11, Neutral 1-2  
Head Coach: Gary Hudson

N23	...	1-vs. Washington State	.....	L	.....	84-50
N24	...	1-vs. Eastern Washington	.....	W	.....	82-71
N27	...	at Arkansas	.....	L	.....	84-72
N29	...	Prairie View A&M	.....	W	.....	121-49
D6	...	at Texas Tech	.....	L	.....	66-50
D9	...	Texas A&M	.....	L	.....	83-71
D12	...	at Prairie View A&M	.....	W	.....	92-68
D22	...	at Minnesota	.....	W	.....	85-75
D28	...	at Loyola Marymount	.....	L	.....	76-75
D29	...	at UC-Santa Barbara	.....	L (OT)	.....	105-95
J2	...	North Texas	.....	W	.....	78-69
J4	...	Central Missouri State	.....	L	.....	88-80
J9	...	at Kansas	.....	L	.....	81-64
J12	...	Missouri	.....	W	.....	67-66
J16	...	Colorado	.....	L	.....	68-51
J19	...	at Oklahoma State	.....	L	.....	76-60
J21	...	Texas-San Antonio	.....	W	.....	93-86
J23	...	at Kansas State	.....	L	.....	86-75
J26	...	at Nebraska	.....	L	.....	95-67
J28	...	at Northeast Louisiana	.....	L	.....	79-76
J30	...	Iowa State	.....	W	.....	101-74
F3	...	at Colorado	.....	L	.....	76-55
F6	...	Kansas State	.....	W	.....	88-56
F10	...	at Missouri	.....	L	.....	68-59
F13	...	Oklahoma State	.....	L	.....	72-63
F16	...	Kansas	.....	L	.....	76-69
F24	...	Nebraska	.....	W	.....	75-72
M2	...	2-vs. Colorado	.....	L	.....	80-75

1-Domino's Classic, College Station, Texas  
2-Big Eight Tournament, Salina, Kan.

## » 1991-92

Record: 17-12, 7-7 Big Eight  
Home 11-5, Away 4-5, Neutral 2-2  
Head Coach: Gary Hudson

N25	...	Texas-San Antonio	.....	W	.....	102-70
D3	...	Rice	.....	W	.....	82-69
D6	...	1-at Hawaii	.....	L	.....	95-82
D7	...	1-vs. Howard	.....	W	.....	91-61
D10	...	Texas-Arlington	.....	L	.....	94-93
D14	...	Prairie View A&M	.....	W	.....	105-35
D30	...	Baylor	.....	W	.....	113-72
J3	...	Texas Christian	.....	W	.....	103-82
J5	...	Southern Methodist	.....	W	.....	82-73
J13	...	Arkansas	.....	L	.....	57-55
J15	...	Iowa State	.....	W	.....	94-63
J18	...	Kansas State	.....	L	.....	91-86
J22	...	Missouri	.....	W	.....	74-72
J25	...	at Prairie View A&M	.....	W	.....	98-50
J25	...	at Oklahoma State	.....	W	.....	75-65
J29	...	at Nebraska	.....	L	.....	97-65
F1	...	Colorado	.....	L	.....	63-55
F3	...	Baylor	.....	W	.....	83-76
F5	...	at Kansas	.....	L	.....	75-56
F9	...	at Missouri	.....	L	.....	86-56
F12	...	at Kansas State	.....	W	.....	88-73
F15	...	Nebraska	.....	W	.....	92-89

# YEAR-BY-YEAR RESULTS



F17	.... at Southern Methodist	..... L	.....	69-63
F19	.... Oklahoma State	..... W	.....	98-75
F22	.... at Colorado	..... L	.....	86-63
F26	.... Kansas	..... L (OT)	.....	73-72
M1	.... at Iowa State	..... W	.....	78-70
M7	.... 2-vs. Missouri	..... W	.....	80-79
M8	.... 2-vs. Kansas	..... L	.....	70-62

1-Rainbow Wahine Invitational, Honolulu, Hawaii  
2-Big Eight Tournament, Salina, Kan.

## » 1992-93

Record: 12-15, 6-8 Big Eight  
Home 6-5, Away 4-6, Neutral 2-4  
Head Coach: Gary Hudson

D5	.... SMU	..... L	.....	72-66
D12	.... Prairie View A&M	..... W	.....	101-41
D19	.... 1-vs. Mercer	..... W	.....	69-60
D20	.... 1-vs. Arkansas State	..... L	.....	76-63
D28	.... 2-vs. Texas Tech	..... L	.....	93-56
D29	.... 2-vs. Old Dominion	..... L	.....	60-54
D30	.... 2-vs. Bucknell	..... W	.....	84-60
J2	.... Oral Roberts	..... W	.....	84-62
J8	.... at Iowa State	..... W	.....	66-55
J10	.... at Nebraska	..... L	.....	87-78
J14	.... at Prairie View A&M	..... W	.....	92-56
J17	.... at Oklahoma State	..... L	.....	65-44
J20	.... at Arkansas	..... W	.....	70-63
J22	.... Kansas	..... L	.....	70-64
J24	.... Kansas State	..... W	.....	68-60
J29	.... at Colorado	..... L	.....	80-49
J31	.... at Missouri	..... L	.....	69-63
F2	.... at Texas-Arlington	..... L	.....	80-59
F5	.... Nebraska	..... L	.....	97-83
F7	.... Iowa State	..... W	.....	79-57
F14	.... Oklahoma State	..... W	.....	64-55
F19	.... at Kansas State	..... W	.....	87-65
F21	.... at Kansas	..... L	.....	76-54
F24	.... at TCU	..... L	.....	79-73
F26	.... Missouri	..... L	.....	68-49
F28	.... Colorado	..... W	.....	74-69
M6	.... 3-vs. Oklahoma State	..... L	.....	85-70

1-Arkansas Classic (Jonesboro, Ark.)  
2-Orange Bowl Classic (Miami, Fla.)  
3-Big Eight Tournament, Salina, Kan.



## BURL PLUNKETT

Years: 1994-96 (3)  
Record: 52-36 (.591)

## » 1993-94

Record: 18-12, 7-7 Big Eight  
Home 9-3, Away 3-7, Neutral 6-2  
Head Coach: Burl Plunkett  
WNIT Champions

N27	.... Texas-Pan American	..... W	.....	88-68
N30	.... at Texas	..... L	.....	84-78
D3	.... 1-vs. Illinois State	..... W	.....	69-56
D4	.... 1-at George Washington	..... L	.....	88-74
D8	.... North Texas	..... W	.....	90-73
D18	.... Texas A&M	..... W	.....	90-69
D21	.... at Texas Tech	..... L	.....	80-75
D28	.... 2-Michigan	..... W	.....	96-86
D29	.... 2-Southern	..... W	.....	100-72
J2	.... at SMU	..... W	.....	99-72
J7	.... Iowa State	..... W	.....	84-61
J9	.... Nebraska	..... W	.....	79-78
J16	.... Oklahoma State	..... W	.....	82-60
J21	.... at Kansas	..... L	.....	85-78
J23	.... at Kansas State	..... L	.....	72-54
J25	.... Arkansas	..... W	.....	93-79
J28	.... Colorado	..... L	.....	79-74
J30	.... Missouri	..... W	.....	86-65
F4	.... at Nebraska	..... L	.....	82-76
F6	.... at Iowa State	..... W	.....	65-45

F10	.... Oral Roberts	..... W	.....	99-48
F13	.... at Oklahoma State	..... L	.....	77-68
F18	.... Kansas State	..... L	.....	71-70
F20	.... Kansas	..... L	.....	80-76
F25	.... at Missouri	..... W	.....	77-71
F27	.... at Colorado	..... L	.....	89-79
M5	.... 3-vs. Nebraska	..... L	.....	73-56
M24	.... 4-vs. New Mexico State	..... W	.....	82-77
M25	.... 4-vs. Pittsburgh	..... W	.....	86-77
M26	.... 4-vs. Arkansas State	..... W	.....	69-65

1-Capitol Classic, Washington D.C.  
2-Holiday Classic, Norman, Okla.  
3-Big Eight Tournament, Salina, Kan.  
4-WNIT Tournament (Amarillo, Texas)

## » 1994-95

Record: 22-9, 11-3 Big Eight  
Home 9-2, Away 7-4, Neutral 6-3  
Head Coach: Burl Plunkett  
NCAA Tournament

N11	.... 3-at Montana	..... L	.....	76-64
N26	.... at North Texas	..... W	.....	84-74
N29	.... Texas Tech	..... L	.....	66-64
D2	.... 2-vs. Utah	..... W	.....	72-68
D3	.... 2-at Washington State	..... W	.....	85-79
D7	.... Texas	..... W	.....	95-85
D18	.... at Texas A&M	..... L	.....	99-74
D21	.... at Texas Christian	..... W	.....	89-70
D30	.... 1-vs. Rice	..... W	.....	89-59
D31	.... 1-vs. Minnesota	..... W	.....	74-64
J2	.... New Mexico	..... W	.....	95-66
J6	.... at Missouri	..... W	.....	98-83
J8	.... at Colorado	..... L	.....	83-59
J13	.... Nebraska	..... W	.....	63-62
J15	.... Iowa State	..... W	.....	101-77
J20	.... at Kansas	..... W	.....	84-69
J22	.... at Kansas State	..... W	.....	79-70
J28	.... at Oklahoma State	..... W	.....	62-61
F3	.... Colorado	..... L	.....	69-64
F5	.... Missouri	..... W	.....	80-57
F10	.... at Iowa State	..... L	.....	69-62
F12	.... at Nebraska	..... W	.....	85-83
F17	.... Kansas State	..... W	.....	71-60
F19	.... Kansas	..... W	.....	103-83
F22	.... at Arkansas	..... L	.....	69-64
F26	.... Oklahoma State	..... W	.....	76-67
F28	.... TCU	..... W	.....	92-44
M4	.... 4-vs. Nebraska	..... W	.....	77-67
M5	.... 4-vs. Kansas	..... L	.....	88-81
M16	.... 5-vs. Loyola (Md.)	..... W	.....	90-55
M18	.... 5-vs. Louisiana Tech	..... L	.....	48-36

1-Bertha Teague Classic, Stillwater, Okla.  
2-Dial Classic, Pullman, Wash.  
3-Preseason WNIT Tournament.  
4-Big Eight Tournament, Salina, Kan.  
5-NCAA Tournament, Ruston, La.

## » 1995-96

Record: 12-15, 4-10 Big Eight  
Home 7-5, Away 2-8, Neutral 3-2  
Head Coach: Burl Plunkett

N25	.... at Texas Christian	..... W	.....	103-81
N28	.... at New Mexico	..... L	.....	82-75
D1	.... North Texas	..... W	.....	102-60
D3	.... at Drake	..... L	.....	81-71
D5	.... Southern Methodist	..... L	.....	96-87
D7	.... TCU	..... W	.....	93-47
D16	.... Wichita State	..... W	.....	65-54
D17	.... Texas-Pan American	..... W	.....	97-57
D20	.... 1-Oral Roberts	..... W	.....	63-40
D21	.... 1-Grambling State	..... W	.....	100-66
D28	.... 2-vs. Alabama	..... L	.....	71-62
D29	.... 2-vs. VCU	..... W	.....	84-52
J5	.... Nebraska	..... L	.....	79-58
J7	.... Iowa State	..... W	.....	89-78
J14	.... Oklahoma State	..... L (2OT)	.....	86-79
J19	.... at Kansas	..... W	.....	71-68

J21	.... at Kansas State	..... L	.....	80-67
J26	.... Missouri	..... W	.....	69-55
J28	.... Colorado	..... L	.....	68-53
F2	.... at Iowa State	..... L	.....	73-57
F4	.... at Nebraska	..... L	.....	71-52
F11	.... at Oklahoma State	..... L	.....	62-58
F16	.... Kansas State	..... W	.....	62-54
F18	.... Kansas	..... L	.....	81-63
F23	.... at Colorado	..... L	.....	83-68
F25	.... at Missouri	..... L	.....	89-66
M2	.... 3-vs. Colorado	..... L	.....	76-60

1-Bertha Teague Classic, Norman, Okla.  
2-Bahamas Junkanoo Shootout, Nassau, Bahamas  
3-Big Eight Tournament, Salina, Kansas



## SHERRI COALE

Years: 1997-Present (23)  
Record: 489-264 (.649)

## » 1996-97

Record: 5-22, 1-15 Big 12  
Home 1-8, Away 2-11, Neutral 2-3  
Head Coach: Sherri Coale

N22	.... 1-vs. Oral Roberts	..... W	.....	62-50
N23	.... 1-vs. Southern Utah	..... L	.....	64-63
N25	.... Drake	..... L	.....	77-64
D3	.... at Wichita State	..... L	.....	71-56
D7	.... at Southern Methodist	..... L	.....	91-82
D10	.... at North Texas	..... W	.....	67-65
D13	.... at SW Missouri State	..... L	.....	81-58
D15	.... at Oral Roberts	..... W	.....	66-63
D28	.... 2-vs. Memphis	..... L	.....	71-65
D29	.... 2-vs. Northeastern	..... W	.....	76-54
J4	.... Texas A&M	..... W	.....	71-69
J7	.... at Texas	..... L	.....	87-69
J11	.... Iowa State	..... L	.....	67-58
J15	.... at Texas Tech	..... L	.....	67-55
J18	.... at Baylor	..... L	.....	87-65
J22	.... Texas	..... L	.....	76-58
J26	.... at Nebraska	..... L	.....	87-59
J29	.... Oklahoma State	..... L	.....	88-57
F5	.... at Texas A&M	..... L	.....	66-63
F8	.... Kansas State	..... L	.....	49-47
F12	.... at Colorado	..... L	.....	61-42
F15	.... Missouri	..... L	.....	81-56
F19	.... Texas Tech	..... L	.....	63-49
F23	.... at Oklahoma State	..... L	.....	67-54
F26	.... Baylor	..... L	.....	78-63
M1	.... at Kansas	..... L	.....	92-69
M4	.... 3-vs. Kansas State	..... L	.....	81-56

1-Bertha Teague Classic, Stillwater, Okla.  
2-Redstorn Christmas Inv, Jamaica, N.Y.  
3-Big 12 Tournament, Kansas City, Mo.

## » 1997-98

Record: 8-19, 4-12 Big 12  
Home 5-7, Away 3-9, Neutral 0-3  
Head Coach: Sherri Coale

N22	.... 1-vs. Stephen F. Austin	..... L	.....	82-58
N23	.... 1-at UTSA	..... W	.....	66-53
N27	.... 2-at Loyola Marymount	..... W	.....	63-55
N28	.... 2-vs. North Carolina	..... L	.....	68-61
D3	.... Southwest Missouri State	..... L	.....	81-65
D11	.... Georgia	..... L	.....	94-76
D14	.... Mississippi	..... W	.....	89-85
D20	.... Miami	..... W	.....	67-62
D29	.... at Arizona State	..... L	.....	87-76
D30	.... at Northern Arizona	..... L	.....	101-62
J3	.... Texas A&M	..... W	.....	84-76
J7	.... at Texas	..... L	.....	78-44
J10	.... at Iowa State	..... L	.....	83-68
J14	.... Baylor	..... L	.....	67-64
J17	.... Texas	..... W	.....	97-84
J21	.... at Texas A&M	..... L	.....	91-83



# YEAR-BY-YEAR RESULTS

J28.....	Colorado.....	W.....	61-58
F1.....	at Baylor.....	L.....	97-67
F4.....	at Kansas State.....	W.....	69-67
F7.....	Oklahoma State.....	L.....	76-54
F11.....	at Texas Tech.....	L.....	79-63
F14.....	Nebraska.....	L.....	101-72
F19.....	Texas Tech.....	L.....	59-94
F22.....	at Missouri.....	L.....	75-68
F25.....	Kansas.....	L.....	78-74
F28.....	at Oklahoma State.....	L.....	69-52
M3.....	3-vs. Colorado.....	L.....	71-66

1-Texas-San Antonio Classic, San Antonio, Texas  
 2-LMU-Furama Hotel Thanksgiving Classic, Los Angeles, Calif.  
 3-Big 12 Tournament, Kansas City, Mo.

## » 1998-99

Record: 15-14, 8-8 Big 12  
 Home 10-3, Away 4-9, Neutral 1-2  
 Head Coach: Sherri Coale  
 Women's National Invitational Tournament

N20.....	TCU.....	W.....	78-66
N23.....	Texas-San Antonio.....	W.....	80-40
N27.....	2-vs. UAB.....	L.....	62-61
N28.....	2-vs. Coppin State.....	W.....	103-74
D2.....	at Mississippi.....	L.....	77-75
D7.....	Jackson State.....	W.....	103-37
D13.....	at Georgia.....	L.....	88-79
D19.....	at Miami (Fla.).....	L.....	62-60
D28.....	1-Denver.....	W.....	80-52
D29.....	1-Stephen F. Austin.....	W.....	91-72
J2.....	Iowa State.....	L.....	81-60
J6.....	at Texas Tech.....	L.....	93-69
J9.....	at Colorado.....	L.....	63-62
J13.....	Oklahoma State.....	W.....	74-58
J16.....	Baylor.....	W.....	86-65
J23.....	at Texas.....	L.....	81-73
J27.....	Texas Tech.....	L.....	89-87
J30.....	at Nebraska.....	L.....	85-62
F3.....	Texas.....	W.....	71-69
F6.....	at Texas A&M.....	W.....	83-71
F10.....	at Oklahoma State.....	W.....	61-53
F13.....	Kansas State.....	W.....	79-58
F17.....	at Baylor.....	W.....	76-67
F20.....	at Kansas.....	L.....	58-54
F24.....	Texas A&M.....	W.....	95-69
F27.....	Missouri.....	L.....	73-64
M2.....	3-vs. Oklahoma State.....	L.....	70-56
M12.....	4-vs. at Wichita State.....	W.....	75-67
M14.....	4-vs. at Arkansas.....	L (OT).....	97-93

1-Bertha Teague Classic, Norman, Okla.  
 2-Cancun Tournament, Cancun, Mexico  
 3-Big 12 Tournament, Kansas City, Mo.  
 4-WNIT Tournament hosted at home sites.

## » 1999-00

Record: 25-8, 13-3 Big 12  
 Home 13-2, Away 11-2, Neutral 1-4  
 Head Coach: Sherri Coale  
 NCAA Sweet 16 and Big 12 Champions  
 Ranked: No. 18 AP and No. 13 Coaches

N19.....	2-vs. Arizona [24/25].....	L.....	75-59
N20.....	2-at Hawaii.....	W.....	67-53
N21.....	2-vs. Tennessee Tech.....	L.....	74-64
N28.....	1-Oral Roberts.....	W.....	83-66
N29.....	1-Tulsa.....	W.....	93-70
D2.....	Sam Houston State.....	W.....	97-60
D5.....	at Stephen F. Austin.....	W.....	61-47
D7.....	at TCU.....	W.....	94-74
D11.....	Arkansas-Little Rock.....	W.....	102-72
D18.....	at Denver.....	W.....	69-62
D21.....	San Diego.....	W.....	84-39
D29.....	Connecticut [1].....	L.....	84-68
J5.....	North Texas.....	W.....	86-63
J8.....	Texas Tech [13].....	W.....	82-76
J12.....	Texas A&M.....	W.....	87-59
J15.....	at Baylor.....	W.....	87-66
J19.....	at Texas.....	W.....	76-73
J22.....	Colorado.....	W.....	76-73
J26.....	at Texas A&M.....	W.....	79-72
J29.....	at Missouri.....	W.....	76-71
F2.....	Baylor.....	W.....	87-59
F5.....	Nebraska.....	W.....	91-69
F8.....	at Iowa State [8/9].....	L.....	71-56
F12.....	at Oklahoma State.....	W.....	93-69
F16.....	Texas.....	L.....	77-70
F19.....	at Texas Tech [8/12].....	L.....	86-81
F22.....	at Kansas State.....	W.....	64-56
F26.....	Kansas [24/25].....	W.....	88-69
M1.....	Oklahoma State.....	W.....	77-68
M8.....	3-vs. Texas.....	L.....	71-68
M18.....	4-vs. BYU.....	W.....	86-81
M20.....	4-at Purdue [15/13].....	W.....	76-74
M25.....	5-vs. Connecticut [1].....	L.....	102-80

1-Bertha Teague Classic, Norman, Okla.  
 2-Hawaiian Regent Classic, Honolulu, Hawaii  
 3-Big 12 Tournament, Kansas City, Mo.  
 4-NCAA 1st & 2nd Rounds, West Lafayette, Ind.  
 5-NCAA Regional, Richmond, Va.

## » 2000-01

Record: 28-6, 15-1 Big 12  
 Home 13-1, Away 12-2, Neutral 3-3  
 Head Coach: Sherri Coale  
 NCAA Sweet 16 and Big 12 Champions

N17.....	1-vs. Tulsa.....	W.....	80-49
N18.....	1-at ORU.....	W.....	87-56
N22.....	2-vs. Georgia [6].....	L.....	94-70
N24.....	2-at Wisconsin [19].....	L.....	97-77
D1.....	SW Missouri State [13].....	W.....	89-82
D5.....	at Arkansas-Little Rock.....	W.....	86-45
D9.....	SMU.....	W.....	101-71
D16.....	at SW Missouri State [21/18].....	L.....	69-61
D18.....	North Texas.....	W.....	75-61
D21.....	at San Diego.....	W (OT).....	65-63
D27.....	Stanford [17/21].....	W (OT).....	102-98
J3.....	at Colorado.....	W.....	89-69
J6.....	Iowa State [7/6].....	L.....	81-79
J10.....	Texas [14/15].....	W.....	85-74
J13.....	at Baylor [23/NR].....	W.....	90-87
J17.....	Texas A&M.....	W.....	97-84
J21.....	3-at North Carolina.....	W.....	94-77
J24.....	at Kansas.....	W.....	88-64
J28.....	Texas Tech [9/8].....	W.....	84-66
J31.....	at Texas A&M.....	W.....	93-70
F3.....	Missouri.....	W.....	82-62
F7.....	at Nebraska.....	W.....	84-62
F10.....	at Oklahoma State.....	W.....	76-47
F14.....	Kansas State.....	W.....	79-60
F17.....	at Texas Tech [14/11].....	W.....	80-75
F21.....	Baylor [24/NR].....	W.....	86-76
F24.....	Oklahoma State.....	W (OT).....	88-83
F28.....	at Texas [NR/22].....	W.....	65-54
M7.....	4-vs. Kansas.....	W.....	80-61
M8.....	4-vs. Colorado [20/21].....	W.....	102-93
M10.....	4-vs. Iowa State [13/10].....	L.....	68-65
M17.....	5-Oral Roberts.....	W.....	70-64
M19.....	5-Stanford.....	W.....	67-50
M24.....	6-Washington.....	L.....	84-67

1-Bertha Teague Classic, Tulsa, Okla.  
 2-Coaches vs. Cancer, Madison, Wis.  
 3-Big 12/ACC Challenge, Chapel Hill, N.C.  
 4-Big 12 Tournament, Kansas City, Mo.  
 5-NCAA Tournament, Norman, Okla.  
 6-NCAA West Regional, Spokane, Wash.



» Oklahoma's 2001-02 team set the program record for single-season wins (32), claimed its third straight Big 12 regular season title and advanced to the school's first Final Four. The Sooners defeated Duke in the national semifinals to earn a berth in the national championship game against UConn.

# YEAR-BY-YEAR RESULTS



## » 2001-02

Record: 32-4, 14-2 Big 12  
Home 14-0, Away 7-3, Neutral 11-1  
Head Coach: Sherri Coale  
NCAA Runner-Up, Big 12 Champions

N11..... 1-vs. Purdue [1/9] .....	W.....	80-75
N17..... 2-vs. Oral Roberts .....	W.....	73-38
N18..... 2-vs. Tulsa.....	W.....	75-52
N23..... 3-vs. Butler.....	W.....	90-44
N24..... 3-vs. North Texas.....	W.....	83-68
N27..... TCU.....	W.....	76-60
N29..... Wichita State.....	W.....	89-68
N5..... at SMU.....	W.....	91-70
D8..... Montana State.....	W.....	86-62
D16..... 4-Illinois.....	W.....	91-69
D22..... at Connecticut [1] .....	L.....	86-72
J2..... Colorado [16/14].....	W.....	78-67
J5..... at Texas Tech [9/11].....	W.....	80-68
J9..... Oklahoma State.....	W.....	65-48
J12..... at Baylor [12/11].....	W.....	82-73
J15..... at Iowa State [14/9].....	L.....	82-66
J19..... Texas [12].....	W.....	89-69
J26..... at Texas A&M.....	W.....	72-40
J29..... at Oklahoma State.....	W.....	66-58
F2..... Kansas.....	W.....	79-57
F5..... Baylor [10/11].....	W.....	69-60
F9..... Texas A&M.....	W.....	67-51
F13..... at Kansas State [12] .....	W.....	76-68
F16..... Nebraska.....	W.....	81-47
F19..... at Texas [15/14].....	L (OT)	68-62
F23..... at Missouri.....	W.....	90-70
F27..... Texas Tech [15].....	W.....	75-56
M6..... 5-vs. Oklahoma State.....	W.....	87-56
M7..... 5-vs. Kansas State [13/12].....	W.....	69-49
M9..... 5-vs. Baylor [7].....	W.....	84-69
M16..... 6-Hartford.....	W.....	84-52
M18..... 6-Villanova.....	W.....	66-53
M23..... 7-vs. Texas Tech [12].....	W.....	72-62
M25..... 7-vs. Colorado [17].....	W.....	94-60
M29..... 8-vs. Duke [3].....	W.....	86-71
M31..... 8-vs. Connecticut [1] .....	L.....	82-70

- 1-State Farm Tip-Off Classic, Durham, N.C.
- 2-Bertha Teague Classic, Stillwater, Okla.
- 3-UTSA Tournament, San Antonio, Texas
- 4-Big 12/Big 10 Challenge, Norman, Okla.
- 5-Big 12 Tournament, Kansas City, Mo.
- 6-NCAA 1st & 2nd Rounds, Norman, Okla.
- 7-NCAA West Regional, Boise, Idaho
- 8-NCAA Final Four, San Antonio, Texas

## » 2002-03

Record: 19-13, 9-7 Big 12  
Home 8-5, Away 7-6, Neutral 4-2  
Head Coach: Sherri Coale  
NCAA First Round

N11..... 1-at Tennessee [2] .....	L.....	94-68
N22..... 2-at Tulsa.....	W.....	65-61
N23..... 2-vs. Oral Roberts .....	W.....	70-42
N26..... Sam Houston State.....	W.....	79-52
N29..... 3-Fordham.....	W.....	90-62
N30..... 3-North Carolina [12/11].....	W.....	66-63
D1..... 3-Connecticut [5/4].....	L.....	73-60
D5..... Stephen F. Austin.....	W.....	77-55
D19..... at Wichita State.....	W.....	70-64
D4..... at TCU.....	W.....	68-64
D21..... SMU.....	L.....	71-68
D28..... Southeast Missouri State.....	W.....	87-59
J3..... at Stanford.....	L.....	58-38
J11..... at Nebraska.....	W.....	57-43
J15..... Texas Tech [7].....	L.....	80-71
J18..... Texas A&M.....	W.....	77-39
J22..... at Kansas.....	W.....	61-49
J26..... at Baylor.....	W.....	65-64
J29..... Texas [11/13].....	L.....	60-54
F1..... Kansas State [3].....	L.....	74-45
F5..... at Texas A&M.....	L.....	69-61
F9..... Oklahoma State.....	W.....	87-71
F12..... Baylor.....	W.....	78-64

F16..... at Colorado.....	L.....	61-57
F19..... at Texas Tech [8/9].....	L.....	59-48
F22..... Iowa State.....	W.....	61-48
F26..... Missouri.....	W.....	74-69
M1..... at Oklahoma State.....	W.....	71-57
M5..... at Texas [5/7].....	L.....	78-66
M11..... 4-vs. Nebraska.....	W.....	71-51
M12..... 4-vs. Colorado.....	L.....	73-68
M23..... 5-G. Washington [25] .....	L.....	71-61

- 1-State Farm Tip-Off Classic, Knoxville, Tenn.
- 2-Bertha Teague Classic, Tulsa, Okla.
- 3-Rainbow Wahine Classic, Honolulu, Hawaii
- 4-Big 12 Tournament, Dallas, Texas
- 5-NCAA 1st & 2nd Rounds, Norman, Okla.

## » 2003-04

Record: 24-9, 9-7 Big 12  
Home 10-3, Away 7-5, Neutral 7-1  
Head Coach: Sherri Coale  
NCAA Second Round, Big 12 Champions

N22..... 1-Oral Roberts.....	W.....	90-42
N24..... Southeast Missouri State.....	W.....	83-48
N28..... 2-vs. Siena.....	W.....	85-70
N29..... 2-at Pepperdine.....	W.....	95-77
D3..... at SMU.....	W.....	85-63
D7..... Utah [19/23].....	W.....	73-65
D10..... at Montana State.....	W.....	90-59
D13..... at Stephen F. Austin.....	W.....	79-52
D21..... 3-Tennessee [2].....	L.....	71-55
D38..... Illinois.....	W.....	70-53
D20..... Wichita State.....	W.....	89-50
J7..... Nebraska.....	W.....	70-51
J10..... at Texas [3].....	L.....	63-58
J14..... at Texas A&M.....	W (OT)	65-56
J17..... Oklahoma State.....	W.....	87-37
J20..... at Iowa State.....	L.....	69-51
J24..... Baylor [19/24].....	L.....	74-67
J28..... at Missouri.....	L.....	77-65
J31..... at Kansas State [12] .....	L.....	74-65
F7..... Texas A&M.....	W.....	56-46
F10..... at Texas Tech [7].....	W.....	68-62
F14..... Kansas.....	W.....	83-59
F18..... Colorado [13].....	W.....	78-58
F21..... at Baylor [19/24].....	L.....	77-62
F25..... Texas Tech [8/9].....	W.....	64-53
F28..... at Oklahoma State.....	W.....	78-44
M2..... Texas [3/4].....	L.....	57-54
M9..... 4-vs. Texas A&M.....	W.....	60-47
M10..... 4-vs. Colorado [13].....	W.....	63-56
M11..... 4-vs. Kansas State [8] .....	W.....	78-66
M15..... 4-vs. Texas [2].....	W.....	66-47
M20..... 5-vs. Marist.....	W.....	58-45
M22..... 5-vs. Stanford.....	L.....	68-43

- 1-Bertha Teague Classic (Oklahoma City)
- 2-Pepperdine Invitational (Malibu, Calif.)
- 3-Big 12 / SEC Challenge (Norman, Okla.)
- 4-Big 12 Tournament (Dallas, Texas)
- 5-NCAA 1st & 2nd Rounds (Tempe, Ariz.)

## » 2004-05

Record: 17-13, 8-8 Big 12  
Home 9-4, Away 5-5, Neutral 3-4  
NCAA First Round

N19..... Southeast Missouri State.....	W.....	84-62
N21..... Texas State.....	W.....	76-57
N26..... 1-vs. Akron.....	W.....	88-40
N27..... 1-vs. Iowa.....	L.....	54-47
D2..... Lamar.....	W.....	60-42
D4..... 2-vs. Tulsa.....	L.....	67-59
D9..... at TCU [23/25].....	L.....	81-65
D11..... SMS (SSN).....	W.....	74-71
D18..... 3-vs. Louisiana Tech.....	W.....	86-59
D21..... at Utah [25/NR].....	W.....	72-59
D29..... Henderson State.....	W.....	87-44
J5..... at Texas Tech [13/12].....	L.....	70-64
J9..... Texas A&M.....	W.....	73-53
J16..... at Baylor [2/3].....	L.....	78-68

J19..... Oklahoma State.....	W.....	70-43
J22..... at Texas A&M.....	W.....	63-51
J26..... Texas [15].....	L (OT)	83-71
J29..... Iowa State [18/17].....	W.....	73-60
F2..... at Kansas.....	W.....	65-49
F6..... at Nebraska.....	L.....	70-51
F9..... Baylor [8/7].....	L.....	73-72
F13..... Kansas State [16].....	W.....	77-61
F16..... at Colorado.....	W.....	77-61
F19..... Missouri.....	W.....	73-59
F23..... Texas Tech [14].....	L.....	83-70
F26..... at Texas [13].....	L.....	72-36
M3..... at Oklahoma State.....	W.....	69-58
M8..... 4-vs. Texas A&M.....	W.....	86-65
M9..... 4-vs. Texas [11/12].....	W.....	65-59
M20..... 5-vs. Arizona [10/12].....	L.....	72-69

- 1-Junkanoo Jam (Grand Bahama Island)
- 2-Bertha Teague Classic (Tulsa, Okla. [ORU])
- 3-Nike Classic (Eugene, Ore.)
- 4-Big 12 Tournament (Kansas City, Mo.)

## » 2005-06

Record: 31-5, 16-0 Big 12  
Home 12-1, Away 12-3, Neutral 7-1  
NCAA Sweet 16, Big 12 Champions

N11..... 1-Wisconsin-Milwaukee.....	W.....	89-57
N13..... 1-SMU.....	W.....	80-43
N16..... 1-at New Mexico.....	W.....	74-63
N20..... 1-at Connecticut [7/9].....	L.....	82-62
N25..... 2-vs. Iowa.....	W.....	85-68
N26..... 2-at San Francisco.....	W.....	53-51
N30..... TCU.....	W.....	77-63
D3..... 3-vs. Oral Roberts.....	W.....	107-76
D5..... UCLA (22).....	W.....	83-78
D10..... at Missouri State.....	W.....	68-57
D18..... at Illinois.....	L.....	86-75
D21..... Michigan State [11/13].....	L.....	80-60
D30..... at New Mexico [16].....	W.....	83-70
J4..... at Iowa State.....	W.....	87-67
J7..... Colorado.....	W.....	84-61
J19..... Ohio State [10].....	L.....	75-71
J14..... at Oklahoma State.....	W.....	85-51
J18..... Texas Tech.....	W.....	63-57
J21..... at Baylor [8].....	W.....	73-70
J25..... Texas.....	W.....	75-57
J28..... at Texas A&M.....	W.....	81-72
J31..... Oklahoma State.....	W.....	70-54
F4..... at Missouri.....	W.....	88-73
F8..... Kansas.....	W.....	86-57
F15..... Baylor [11].....	W (OT)	81-77
F12..... at Texas.....	W.....	61-54
F18..... Texas A&M [21].....	W.....	73-54
F21..... at Kansas State.....	W.....	78-64
F26..... Nebraska.....	W.....	73-45
M1..... at Texas Tech.....	W.....	60-59
M8..... 4- Iowa State.....	W.....	78-74
M9..... 4- Missouri.....	W.....	75-54
M11..... 4- Baylor [10].....	W.....	72-61
M18..... 5- Pepperdine.....	W.....	78-66
M20..... 6- BYU [18/16].....	W.....	86-70
M25..... 7- Stanford [13/14].....	L.....	88-74

- 1-Preseason WNIT (Campus sites)
- 2-Odwalla Classic (San Francisco, Calif.)
- 3-Bertha Teague Classic (Stillwater, Okla.)
- 4-Big 12 Championship (Dallas)
- 5-NCAA Tournament First Round (Denver)
- 6-NCAA Tournament Second Round (Denver)
- 7-NCAA Tournament Sweet 16 (San Antonio)

## » 2006-07

Record: 28-5, 13-3 Big 12  
Home 12-1, Away 12-3, Neutral 7-1  
NCAA Sweet 16

N12..... DePaul [20].....	W.....	105-71
N17..... 1-Eastern Kentucky.....	W.....	92-79
N18..... 1-at Hawaii.....	W.....	76-56



# YEAR-BY-YEAR RESULTS



» The Sooners made their second consecutive trip to the Final Four in 2010. OU battled through a rash of injuries throughout the season to make a trip to San Antonio for the program's third Final Four appearance.

N21.... at UCLA [21].....	W.....	77-68
N29.... at Lamar.....	W.....	79-44
D2.... at Tulsa.....	W.....	72-49
D7.... at South Carolina.....	W.....	78-51
D10.... Arkansas-Pine Bluff.....	W.....	87-42
D17.... Northern Colorado.....	W.....	82-36
D20.... Ohio State [8].....	L.....	74-67
D30... 2 - New Mexico [25].....	W.....	80-58
J3.... Kansas State.....	W.....	78-58
J6.... Nebraska.....	W.....	77-69
J10.... Baylor [9].....	W.....	76-63
J17.... at Oklahoma State.....	W.....	76-60
J20.... at Colorado.....	W.....	82-67
J22.... Texas Tech.....	W (2OT).....	86-81
J24.... Iowa State.....	W.....	69-49
J27.... Texas A&M [21].....	L.....	54-52
J31.... at Texas.....	L.....	67-62
F4.... Oklahoma State.....	W.....	78-63
F10.... Texas A&M [16].....	L.....	78-68
F12.... Texas.....	W.....	78-58
F17.... Texas Tech.....	W.....	70-67
F21.... Kansas.....	W.....	76-70
F25.... Missouri.....	W.....	72-57
F28.... Baylor [16].....	W.....	88-61
M7.... 3 - Texas.....	W.....	67-58
M8.... 3 - Baylor [18].....	W.....	78-64
M10.... 3 - Iowa State.....	W.....	67-60
M17.... 4 - Southeast Mo. State.....	W.....	74-60
M19.... 4 - Marquette [22].....	W.....	78-47
M25.... 5 - Mississippi.....	L.....	90-82

- 1 - Waikiki Beach Marriott Classic, Honolulu
- 2 - at Cox Convention Center, Oklahoma City
- 3 - Big 12 Championship, Oklahoma City
- 4 - NCAA 1st and 2nd Rounds, Austin, Texas
- 5 - NCAA Sweet 16, Dayton, Ohio

## » 2007-08

Record: 22-9, 11-5 Big 12  
 Home: 11-2, Away: 8-3, Neutral: 3-4  
 NCAA Second Round

N11.... 1 - vs. Maryland [4/4].....	L.....	76-66
N15.... 2 - vs. Tennessee [1/1].....	W.....	70-67
N22.... 3 - vs. Ariz. State [14/13].....	W.....	69-57
N23.... 3 - vs. Mississippi State.....	W.....	89-73
N27.... North Texas.....	W.....	79-42
D2.... Arkansas State.....	W.....	93-36
D5.... at Illinois.....	W.....	77-67
D8.... at Tulsa.....	W.....	67-47
D16.... at Michigan State [21/21].....	W.....	66-55
D20.... Central Arkansas.....	W.....	121-48
D30... South Carolina.....	W.....	95-63
J9.... at Iowa State.....	W.....	67-64

J12.... at Okla. State [25/24].....	L.....	82-63
J16.... Nebraska.....	W.....	80-72
J20.... Baylor [6/7].....	L.....	84-73
J23.... Texas Tech.....	W.....	78-39
J27.... Georgia [17/14].....	W.....	65-57
J30.... Kansas.....	W.....	67-51
F3.... at Texas [25/25].....	W.....	74-58
F6.... at Missouri.....	W.....	64-57
F9.... Colorado.....	W.....	82-66
F12.... Texas A&M [20/20].....	W.....	68-56
F17.... at Baylor [8/8].....	L.....	79-59
F20.... at Kansas State [15/15].....	W.....	68-65
F23.... Oklahoma St.[16/17].....	W.....	81-71
F27.... at Texas Tech.....	W.....	65-55
M2.... Texas.....	L.....	65-50
M6.... at Texas A&M [16/17].....	L.....	73-59
M11.... 4 - Missouri.....	L (OT).....	70-64
M23.... 5 - Illinois State.....	W.....	69-61
M25.... 5 - Notre Dame.....	L (OT).....	79-75

- 1 - State Farm Classic (Chapel Hill, N.C.)
- 2 - ESPNU Invitational (Tampa, Fla.)
- 3 - Caribbean Challenge (Cancun, Mexico)
- 4 - Big 12 Championship (Kansas City, Mo.)
- 5 - NCAA 1st and 2nd Rounds (W. Lafayette, Ind.)

## » 2008-09

Record: 32-5, 15-1 Big 12  
 Home: 16-1, Away: 9-2, Neutral: 7-2  
 NCAA Final Four, Big 12 Champions

N15... 1-UC Riverside.....	W.....	88-57
N19... 1-Middle Tennessee.....	W.....	85-65
N21... 1-Arizona State [18/17].....	W.....	70-57
N23... 1-North Carolina [4/3].....	L.....	79-80
N26... Marist.....	W.....	83-57
N30... at Connecticut [1/1].....	L.....	106-78
D3... Creighton.....	W.....	69-49
D7... at Arkansas State.....	W.....	87-57
D12... 2-CS-Bakersfield.....	W.....	105-84
D13... 2-California [9/7].....	W.....	86-75
D21... Tulsa.....	W.....	94-42
D30... at Saint Louis.....	W.....	87-61
J4... N.C. Central.....	W.....	89-25
J10... at Nebraska.....	W.....	77-56
J14... Kansas State [17/14].....	W.....	64-48
J18... Texas A&M [8/6].....	W.....	71-59
J21... at Colorado.....	W.....	72-58
J25... Texas [14/16].....	W.....	89-69
J28... at Baylor [4/3].....	W.....	56-51
J31... Missouri.....	W.....	78-56
F2... 3-Tennessee [12/15].....	W.....	80-70
F8... at Oklahoma State.....	W.....	93-75
F11... Iowa State [16/20].....	W.....	58-49

F14.... at Kansas.....	W.....	69-54
F17.... at Texas Tech.....	W.....	80-72
F21.... Baylor [5/5].....	W.....	66-58
F23... at Texas A&M [12/14].....	L.....	57-56
F28... Okla. State.....	W.....	73-63
M4.... Texas Tech.....	W.....	61-49
M8.... at Texas [15/16].....	W.....	74-62
M13.... 4-Kansas.....	W.....	76-59
M14.... 4-Texas A&M [10/9].....	L.....	74-62
M22.... 5-(16) Prairie View.....	W.....	76-47
M24.... 5-(9) Georgia Tech.....	W.....	69-50
M29.... 6-(4) Pittsburgh [15/16].....	W.....	70-59
M31.... 6-(6) Purdue.....	W.....	74-68
A5.... 7-(3) Louisville [7/7].....	L.....	61-59

- 1-Preseason WNIT, Norman, Okla.
- 2-Basketball By the Bay Classic, San Jose, Calif.
- 3-At the Ford Center, Oklahoma City
- 4-Big 12 Championship, Oklahoma City
- 5-NCAA 1st and 2nd Rounds, Iowa City, Iowa
- 6-NCAA Oklahoma City Regional, Ford Center
- 7-NCAA Final Four, Scottrade Center, St. Louis

## » 2009-10

Record: 27-11, 11-5 Big 12  
 Home: 13-3, Away: 8-5, Neutral: 6-3  
 NCAA Final Four

N13.... Mercer.....	W.....	108-66
N15.... Georgia (21).....	L.....	62-51
N21.... TCU.....	W.....	74-70
N26.... 1-South Carolina.....	W.....	75-67
N27... 1-San Diego St. (23).....	W.....	87-48
N28... 1-Notre Dame (5).....	L.....	81-71
D3... UT Arlington.....	W.....	100-67
D5... Arkansas.....	W (OT).....	87-86
D9... Marist.....	W (OT).....	80-71
D10... Army.....	W.....	59-46
D20... Creighton.....	W.....	67-58
D30... Cal State Fullerton.....	W.....	95-76
J3... Tennessee (4).....	L.....	96-75
J9.... Texas Tech.....	W.....	73-58
J13.... Baylor (9).....	L.....	57-47
J17.... Texas A&M (8).....	W.....	74-65
J20... Missouri.....	W.....	62-61
J23... Kansas.....	W.....	81-69
J27.... Iowa State (22).....	L.....	63-56
J30... Texas Tech.....	W.....	70-66
F3... Texas (17).....	L.....	75-57
F6.... Oklahoma State (10).....	W.....	77-66
F10... Baylor (11).....	W (OT).....	62-60
F13.... Colorado.....	W.....	65-55
F15.... Connecticut (1).....	L.....	76-60
F 21... Kansas State.....	W.....	64-58

# YEAR-BY-YEAR RESULTS



F 24 ... Nebraska(3).....	L	80-64
F 27 ... Texas (14).....	W	75-60
M 2 ... Texas A&M (15).....	L	78-55
M 7 ... Oklahoma State (20).....	W	95-62
M12 ... 2-Baylor (16).....	W	59-54
M13 ... 2-Oklahoma State (20).....	W	74-69
M14 ... 2-Texas A&M (11).....	L	74-67
M21 ... 3-(14) South Dakota St.....	W	68-57
M23... 3-(11) UALR.....	W	60-44
M28... 4-(2) Notre Dame (7) W (OT).....	W	77-72
M30 ... 4-(4) Kentucky (19).....	W	88-68
A4 ... 5-(1) Stanford (2).....	L	73-66

- 1-U.S. Virgin Islands Paradise Jam, St. Thomas
- 2-Big 12 Championship, Kansas City
- 3-NCAA First & Second Rounds, Norman, Okla.
- 4-NCAA Regional, Kansas City
- 5-NCAA Women's Final Four, San Antonio

## » 2010-11

Record: 23-12, 10-6 Big 12  
Home: 15-8, Away: 5-8, Neutral: 3-2  
NCAA Sweet 16

N13... at Milwaukee.....	W	76-59
N19... Western Illinois.....	W	84-43
N22... 1-Fresno State.....	W	84-66
N26... 1-UT Pan-American.....	W	116-66
N27... 1-Gardner-Webb.....	W	84-75
N28... 1-Prairie View A&M.....	W	78-55
D1... Sam Houston State.....	W	94-45
D5... at Ohio State.....	L	84-95
D8... Stephen F. Austin.....	W	84-57
D12... New Mexico.....	W	63-60
D19... at Arkansas.....	L	57-67
D29... Arkansas-Pine Bluff.....	W	118-52
J2... at TCU.....	L	69-76
J8... at Nebraska.....	W	70-50
J12... Kansas State.....	W	52-45
J16... at Texas.....	W (OT)	71-67
J19... Texas Tech.....	W	71-61
J23... at Kansas.....	W	75-57
J26... Texas A&M.....	L	78-80
J29... at Oklahoma State.....	W	82-77
F2... at Baylor.....	L	70-92
F5... Iowa State.....	W	65-62
F9... at Texas A&M.....	L	71-92
F12... Missouri.....	W	69-47
F14... at UConn.....	L	45-86
F19... Texas.....	W	91-62
F23... at Colorado.....	L	68-73
F27... Baylor.....	L	81-82
M2... Oklahoma State.....	W	81-66
M5... at Texas Tech.....	L	56-61
M9... 2-vs Texas Tech.....	W	71-69
M11... 2-vs Texas A&M.....	W	68-81
M22... 3-vs James Madison.....	W	86-72
M22... 3-vs Miami.....	W	88-83
M26... 4-vs Notre Dame.....	L	53-78

- 1 - Basketball Travelers Invitational (Norman, Okla.)
- 2 - Big 12 Championship (Kansas City, Mo.)
- 3 - NCAA First/Second Rounds (Charlotteville, Va.)
- 4 - NCAA Regional Semifinal (Dayton, Ohio)

## » 2011-12

Record: 21-13, 11-7 Big 12  
Home: 11-5, Away: 5-7, Neutral: 5-1  
NCAA Second Round

N13... Sacramento State.....	W	117-55
N19... at New Mexico.....	W	58-56
N25... 1-Liberty.....	W	76-45
N26... 1-Vanderbilt.....	L	66-78
D4... Ohio State [18/17].....	L	63-69
D8... Fresno State.....	L	66-69
D11... Milwaukee.....	W	72-50
D18... 2-Ohio.....	W	89-57
D19... 2-Syracuse.....	W	82-63
D20... 2-Xavier.....	W	73-51
D28... TCU.....	W	82-54
J4... Iowa State.....	W	80-51

J8... Texas A&M [9/8].....	L	58-75
J11... Texas Tech [10/14].....	W	71-68
J14... Oklahoma State.....	L	63-66
J17... Kansas State [23/22].....	W	65-57
J21... Texas.....	W	73-67
J26... Baylor [1/1].....	L	58-89
J28... Missouri.....	W	62-59
J31... Kansas [NR/25].....	W (OT)	74-68
F4... Oklahoma State.....	W	80-71
F6... Baylor [1/1].....	L	54-81
F11... Missouri.....	W	64-60
F13... Connecticut [2/3].....	L	55-73
F15... Kansas State.....	W	68-62
F18... Iowa State.....	L	71-77
F21... Texas A&M [14/11].....	W	64-55
F25... Texas.....	L	62-87
F29... Texas Tech.....	W	71-62
M4... Kansas.....	L	77-83
M8... 3-Missouri.....	W	70-59
M9... 3-Texas A&M [22/14].....	L	66-79
M18... 4-Michigan.....	W	88-67
M20... 4-St. John's [21/14].....	L	70-74

- 1 - Vanderbilt Tournament, Nashville, Tenn.
- 2 - Duel in the Desert, Las Vegas, Nev.
- 3 - Big 12 Championship, Kansas City
- 4 - NCAA First and Second Rounds, Norman

## » 2012-13

Record: 24-11, 11-7 Big 12  
Home: 13-4, Away: 6-5, Neutral: 5-2  
NCAA Sweet 16

N10 ... at Creighton.....	W	69-48
N14 ... UCLA.....	L	80-86
N18 ... Saint Louis.....	W	68-33
N23 ... 1-vs Arkansas.....	W	73-70
N24... 1-vs Oregon.....	W	100-61
N25 ... 1-at Hawai'i.....	W	74-49
N29 ... Northwestern State.....	W	96-35
D2 ... Marist.....	W	68-55
D6 ... North Texas.....	W	71-68
D16... Vanderbilt.....	L	63-76
D20... UC Riverside.....	W	70-46
D29... CSU Northridge.....	W	79-57
J2 ... West Virginia.....	W	71-68
J5 ... at Texas.....	W	78-70
J9 ... at TCU.....	W	85-79
J12... Texas Tech.....	W	65-55
J15 ... at Iowa State.....	L	61-82
J19 ... Texas.....	W	69-56
J26 ... at Baylor.....	L	65-82
J30... TCU.....	W	74-53
F3 ... at West Virginia.....	L	63-82
F6 ... at Kansas State.....	W	74-68
F10... Oklahoma State.....	W	80-61
F14 ... Iowa State.....	L	68-72
F17 ... at Kansas.....	L	71-81
F20... Kansas State.....	W	72-57
F23 ... at Oklahoma State.....	L	62-83
F25... Baylor.....	L	64-86
M2 ... Kansas.....	W	85-77
M4 ... at Texas Tech.....	W	77-73
M9 ... 2-vs West Virginia.....	W	65-64
M10... 2-vs Iowa State.....	L	60-79
M23... 3-vs Central Michigan.....	W	78-73
M25... 3-vs UCLA.....	W	85-72
M31... 4-vs Tennessee.....	L	59-74

- 1 - Rainbow Wahine Showdown (Honolulu, Hawaii)
- 2 - Big 12 Championship (Dallas, Texas)
- 3 - NCAA First and Second Rounds (Columbus, Ohio)
- 4 - NCAA Regional (Oklahoma City)

## » 2013-14

Record: 18-15, 9-9 Big 12  
Home: 14-5, Away: 4-8, Neutral: 0-2  
NCAA First Round

N8 ... 1-Stetson.....	W	78-60
N10 ... 1-Wichita State.....	W	89-70

N14... 1-(25) Gonzaga.....	W	82-78
N17... 1-(5) Louisville.....	L (OT)	92-97
N20 ... UT-Arlington.....	W	99-46
N24... at UCLA.....	L	76-82
D1... Creighton.....	W	80-52
D4... Western Illinois.....	W	97-80
D8... (2) Duke.....	L	85-94
D15... UMES.....	W	105-46
D18... 2-at Fairfield.....	W	79-51
D21... at Marist.....	L	69-76
D29... Samford.....	W	66-35
J2 ... at Texas Tech.....	W	68-38
J5 ... (14) Iowa State.....	L (OT)	75-82
J8 ... at Texas.....	L (OT)	74-79
J11... Kansas State.....	W	61-50
J18... at West Virginia.....	L	63-77
J21... at (20) Iowa State.....	W	75-54
J25... TCU.....	W	63-52
J29... at Kansas State.....	L	78-86
F3... (1) Oklahoma State.....	W	81-74
F13... (7) Baylor.....	L	67-81
F9 ... at Kansas.....	W	81-71
F13... (13) West Virginia.....	L	75-76
F16... at (12) Oklahoma State.....	L	57-73
F19... Texas.....	W	64-63
F23... Kansas.....	W	64-61
F24... at (5) Baylor.....	L	89-96
M1... at TCU.....	L	66-76
M3... Texas Tech.....	W	87-32
M8... 3-Texas.....	L	72-82
M22... 4-(23) DePaul.....	L	100-104

- 1 - Preseason WNIT, Campus Sites (Norman, Okla.)
- 2 - at Webster Bank Arena, Bridgeport, Conn.
- 3 - Big 12 Championship (Oklahoma City)
- 4 - NCAA First Round (Durham, N.C.)

## » 2014-15

Record: 21-12, 13-5 Big 12  
Home: 12-1, Away: 6-8, Neutral: 3-3  
NCAA Second Round

N14... Washington.....	W	90-80
N18... Lamar.....	W	100-73
N21... Bradley.....	W	104-55
N27... 1-South Florida.....	L	68-83
N28... 1-Kentucky.....	L (OT)	88-92
N29... 1-Illinois.....	W(2OT)	78-76
D7 ... at North Texas.....	W	68-39
D14... at UALR.....	L	62-66
D17... at (13) Duke.....	L	72-92
D21... 2-Arkansas.....	L	64-71
D30... Yale.....	W	71-54
J4 ... West Virginia.....	W	71-60
J7 ... at Kansas.....	W	69-57
J10... at Texas Tech.....	W	75-58
J14... (5) Texas.....	W	70-59
J17... at TCU.....	W	97-81
J19... Oklahoma State.....	W	73-54
J24... Texas Tech.....	W	70-64
J29... at (13) Texas.....	L (OT)	81-84
F1... at West Virginia.....	L	69-78
F4... Iowa State.....	W	75-66
F7... Kansas State.....	W	66-58
F11... at (3) Baylor.....	L	89-66
F14... TCU.....	W	77-54
F17... at Iowa State.....	L (OT)	76-84
F21... at Kansas State.....	W	73-64
F25... (3) Baylor.....	W	68-64
F28... (1) Oklahoma State.....	W	58-65
M2... at Oklahoma State.....	W	66-56
M7... 3 - West Virginia.....	W	67-55
M8... 3 - Texas.....	L	46-59
M21... 4-Quinnipiac.....	W	111-84
M23... 4-(17) Stanford.....	L	76-86

- 1 - Paradise Jam Tournament (Virgin Islands)
- 2 - SEC/Big 12 Challenge (Little Rock, Ark.)
- 3 - Big 12 Championship (Dallas, Texas)
- 4 - NCAA First/Second Rounds (Stanford, Calif.)



# YEAR-BY-YEAR RESULTS

## » 2015-16

Record: 22-11, 11-7 Big 12  
Home: 11-3 Away: 7-6, Neutral: 4-2  
NCAA Second Round

N13.... Winthrop.....	W.....	78-48
N16.... North Texas.....	L.....	57-61
N19.... BYU.....	W.....	73-47
N22.... at Bradley.....	W.....	79-46
N26.... 1-vs. Utah.....	W.....	70-55
N28.... 1-vs. Boston College.....	W.....	76-61
D2.... Little Rock.....	W.....	65-52
D6.... at Washington.....	W.....	71-68
D9.... at Tulsa.....	W.....	75-62
D13.... UTSA.....	W.....	80-41
D20.... 2-vs. (18) Texas A&M.....	L.....	68-74
D30.... Kansas.....	W.....	67-44
J3.... at (4) Baylor.....	L.....	68-78
J6.... at TCU.....	W.....	78-65
J10.... Kansas State.....	W.....	68-58
J16.... at Oklahoma State.....	L.....	42-73
J20.... Texas Tech.....	W.....	92-53
J23.... at (6) Texas.....	L.....	76-83
J27.... West Virginia.....	W.....	57-54
J30.... at Iowa State.....	W.....	77-71
F3.... (25) Oklahoma State.....	L.....	69-71
F6.... TCU.....	W.....	77-64
F9.... at Kansas State.....	L.....	71-87
F14.... (6) Texas.....	W.....	74-56
F17.... at (24) West Virginia.....	L.....	55-63
F20.... at Kansas.....	W.....	72-66
F22.... (4) Baylor.....	L.....	70-78
F27.... Iowa State.....	W.....	85-54
M1.... at Texas Tech.....	W.....	70-60
M5.... 3-vs. Oklahoma State.....	W.....	61-43
M6.... 3-vs. (4) Baylor.....	L.....	57-84
M19.... 4-vs. Purdue.....	W.....	61-45
M21.... 4-at (12) Kentucky.....	L.....	58-79

- 1 - Junkanoo Jam (Freeport, Bahamas)
- 2 - SEC/Big 12 Challenge (Oklahoma City)
- 3 - Big 12 Championship (Oklahoma City)
- 4 - NCAA First and Second Rounds (Lexington, Ky.)

## » 2016-17

Record: 23-10, 13-5 Big 12  
Home: 14-2, Away: 6-5, Neutral: 3-3  
NCAA Second Round

N13.... Southern Illinois.....	W.....	80-48
N16.... Little Rock.....	W.....	68-58
N19.... at BYU.....	W.....	68-61
N23.... South Dakota State.....	W.....	74-60
N27.... Colorado State.....	W.....	70-55
D1.... 1-at (17) Kentucky.....	L.....	82-68
D4.... Oral Roberts.....	L.....	74-67
D8.... UTRGV.....	W.....	92-59
D11.... Tulsa.....	W.....	85-68
D19.... 2-Xavier.....	W.....	81-69
D20.... 2-California.....	L.....	82-74
D21.... 2-Portland State.....	W.....	74-60
D29.... at Kansas.....	W.....	84-54
J1.... TCU.....	W.....	87-72
J4.... (25) Kansas State.....	W (OT).....	85-80
J8.... at (17) West Virginia.....	L.....	83-73
J11.... at Iowa State.....	W.....	67-57

J14.... Texas Tech.....	W.....	66-45
J17.... at (12) Texas.....	L.....	86-68
J22.... Oklahoma State.....	W.....	68-62
J25.... Iowa State.....	W.....	78-63
J29.... at (2) Baylor.....	L.....	92-58
F1.... Kansas.....	W.....	89-52
F4.... at Oklahoma State.....	W.....	66-60
F7.... West Virginia.....	W (2OT).....	90-87
F11.... Texas Tech.....	W.....	64-56
F18.... (8) Texas.....	W.....	74-73
F21.... Kansas State.....	L.....	79-71
F25.... at TCU.....	W.....	73-64
F27.... (2) Baylor.....	L.....	103-64
M4.... 3-West Virginia.....	L.....	82-58
M18.... 4-Gonzaga.....	W.....	75-62
M20.... 4-(12) Washington.....	L.....	108-82

- 1 - SEC/Big 12 Challenge (Lexington, Ky.)
- 2 - Puerto Rico Classic (Las Vegas, Nev.)
- 3 - Big 12 Championship (Oklahoma City)
- 4 - NCAA First and Second Rounds (Seattle, Wash.)

## » 2017-18

Record: 16-15, 11-7 Big 12  
Home: 10-4, Away: 6-8, Neutral: 0-3  
NCAA First Round

N10.... Belmont.....	W.....	96-73
N13.... at DePaul.....	L (OT).....	108-111
N17.... SMU.....	W.....	87-75
N21.... at Colorado State.....	W.....	78-46
N25.... 1-at (10) Oregon.....	L.....	74-92
N28.... at Little Rock.....	L.....	56-68
D3.... 2-Florida.....	L.....	61-80
D6.... at South Dakota State.....	L.....	61-67
D9.... (16) South Florida.....	W.....	79-74
D16.... New Mexico.....	W.....	105-63
D19.... 3-vs. (1) Connecticut.....	L.....	64-88
D28.... (8) Texas.....	L.....	74-88
D31.... at Iowa State.....	W.....	74-69
J4.... TCU.....	W.....	84-71
J7.... at (20) Oklahoma State.....	L.....	82-96
J10.... at Texas Tech.....	W.....	73-52
J14.... (5) Baylor.....	L.....	52-74
J17.... at Kansas State.....	W.....	76-71
J20.... (24) Oklahoma State.....	L.....	67-70
J24.... Kansas.....	W.....	97-64
J27.... at (24) TCU.....	L.....	58-62
J31.... Kansas State.....	W.....	68-49
F3.... (21) West Virginia.....	W.....	76-57
F5.... at (3) Baylor.....	L.....	65-74
F10.... at Kansas.....	W.....	72-52
F17.... at West Virginia.....	W (OT).....	79-77
F21.... Iowa State.....	W.....	80-71
F24.... Texas Tech.....	W.....	79-61
F27.... at (7) Texas.....	L.....	66-79
M3.... 4-vs. TCU.....	L.....	83-90
M16.... 5-vs. DePaul.....	L.....	79-90

- 1 - PK80 Invitational (Eugene, Ore.)
- 2 - Big 12/SEC Challenge (Norman, Okla.)
- 3 - Women's Holiday Showcase (Uncasville, Conn.)
- 4 - Big 12 Championship (Oklahoma City)
- 5 - NCAA First and Second Rounds (College Station, Texas)

## » 2018-19

Record: 8-22, 4-14 Big 12  
Home: 6-8, Away: 2-11, Neutral: 0-3

N9.... Western Kentucky.....	W.....	90-83
N15.... Northwestern State.....	W.....	93-56
N18.... at (21) South Florida.....	L.....	70-87
N22.... 1-vs. UAB.....	L.....	84-89
N23.... 1-vs. Clemson.....	L.....	62-74

N28.... at New Mexico.....	L.....	84-88
D2.... 2-at Auburn.....	L.....	79-95
D5.... Central Arkansas.....	W.....	65-52
D9.... (20) DePaul.....	L.....	76-87
D19.... (1) Connecticut.....	L.....	63-72
D22.... at SMU.....	W.....	77-61
J2.... Texas Tech.....	W.....	66-61
J5.... at Kansas State.....	L.....	56-86
J9.... at (11) Texas.....	L.....	63-73
J13.... West Virginia.....	L.....	55-66
J19.... at (18) Iowa State.....	L.....	78-104
J22.... at TCU.....	L.....	71-86
J27.... (2) Baylor.....	L.....	53-74
J30.... at Kansas.....	L.....	79-88
F2.... (12) Texas.....	L.....	56-66
F6.... at Oklahoma State.....	L.....	74-84
F10.... Kansas State.....	L.....	75-83
F13.... Kansas.....	W.....	78-67
F16.... at (1) Baylor.....	L.....	53-87
F20.... (20) Iowa State.....	L.....	70-91
F23.... at West Virginia.....	W.....	80-69
F25.... Oklahoma State.....	W.....	75-66
M2.... TCU.....	L.....	63-76
M5.... at Texas Tech.....	L.....	82-88
M8.... 3-vs. Texas Tech.....	L.....	84-104

- 1 - Junkanoo Jam (Bimini, Bahamas)
- 2 - SEC/Big 12 Challenge (Auburn, Ala.)
- 3 - Big 12 Championship (Oklahoma City)

## » 2019-20

Record: 12-18, 5-13 Big 12  
Home: 9-8, Away: 3-9, Neutral: 0-1

N8.... Prairie View A&M.....	W.....	94-48
N10.... UAB.....	W.....	82-75
N14.... Missouri State.....	L.....	90-96
N20.... Stephen F. Austin.....	W.....	75-62
N23.... at Houston.....	L.....	69-85
N26.... Abilene Christian.....	W.....	78-65
N30.... at Wichita State.....	L.....	83-88
D4.... at Western Kentucky.....	L.....	63-74
D7.... (25) LSU.....	W.....	90-68
D15.... Sam Houston State.....	W.....	95-71
D17.... Drake.....	W.....	93-84
D22.... (2) Connecticut.....	L.....	53-97
J4.... (6) Baylor.....	L.....	56-77
J8.... at Oklahoma State.....	W.....	77-75
J11.... Iowa State.....	W.....	81-72
J15.... at (17) WVU.....	W.....	73-49
J19.... TCU.....	L.....	63-82
J22.... at Texas Tech.....	L (OT).....	84-89
J25.... at Kansas State.....	L.....	74-92
J28.... Texas.....	L.....	53-70
F2.... at Kansas.....	W (OT).....	94-82
F5.... West Virginia.....	W.....	68-58
F8.... at Iowa State.....	L.....	59-63
F11.... Oklahoma State.....	L.....	69-73
F16.... Kansas State.....	L (OT).....	85-87
F22.... at (2) Baylor.....	L.....	69-101
F26.... Kansas.....	L.....	80-83
F29.... at Texas.....	L.....	76-86
M4.... at TCU.....	L.....	71-96
M7.... Texas Tech.....	L.....	94-106
M12.... 1-Oklahoma State.....	Canceled	

- 1 - Big 12 Championship (Kansas City) - Canceled due to COVID-19



# SOONER COACHES



## » YEAR-BY-YEAR COACHING RECORDS

Year	Coach	Overall			Conference			Finish	Postseason
		W	L	Pct	W	L	Pct		
1974-75	Amy Dahl	2	14	.125	-	-	-		
1975-76	Cathie Schweitzer	3	14	.176	-	-	-		
1976-77	Cathie Schweitzer	4	20	.167	-	-	-		
1977-78	Cathie Schweitzer	20	12	.625	-	-	-		
1978-79	Doyle Parrack	13	16	.448	-	-	-		
1979-80	Doyle Parrack	17	16	.515	-	-	-		
1980-81	Maura McHugh	21	11	.656	-	-	-		
1981-82	Maura McHugh	17	14	.548	-	-	-		
1982-83	Maura McHugh	17	11	.607	7	7	.500	4th	
1983-84	Maura McHugh	22	10	.688	8	6	.571	3rd	
1984-85	Maura McHugh	23	7	.767	10	4	.714	2nd	
1985-86	Maura McHugh	24	7	.774	10	4	.714	1st	
1986-87	Maura McHugh	18	10	.643	6	7	.462	t5th	
1987-88	Valerie Goodwin-Colbert	14	13	.519	7	7	.500	5th	
1988-89	Valerie Goodwin-Colbert	11	16	.407	4	10	.286	8th	
1989-90	Valerie Goodwin-Colbert	7	22	.241	2	12	.143	t7th	
1990-91	Gary Hudson	10	18	.357	4	9	.308	7th	
1991-92	Gary Hudson	17	12	.586	7	7	.500	4th	
1992-93	Gary Hudson	12	15	.444	6	8	.429	6th	
1993-94	Burl Plunkett	18	12	.600	7	7	.500	5th	
1994-95	Burl Plunkett	22	9	.710	11	3	.786	2nd	
1995-96	Burl Plunkett	12	15	.444	4	10	.286	7th	
1996-97	Sherri Coale	5	22	.185	1	15	.063	12th	
1997-98	Sherri Coale	8	19	.296	4	12	.250	9th	
1998-99	Sherri Coale	15	14	.517	8	8	.500	t5th	
1999-00	Sherri Coale	25	8	.758	13	3	.813	1st	
2000-01	Sherri Coale	28	6	.824	15	1	.938	1st	
2001-02	Sherri Coale	32	4	.889	14	2	.875	1st	
2002-03	Sherri Coale	19	13	.594	9	7	.563	t5th	
2003-04	Sherri Coale	24	9	.727	9	7	.563	6th	
2004-05	Sherri Coale	17	13	.567	8	8	.500	t6th	
2005-06	Sherri Coale	31	5	.861	16	0	1.000	1st	
2006-07	Sherri Coale	28	5	.848	13	3	.813	t1st	
2007-08	Sherri Coale	22	9	.710	11	5	.688	t3rd	
2008-09	Sherri Coale	32	5	.865	15	1	.938	1st	
2009-10	Sherri Coale	27	11	.711	11	5	.688	t2nd	
2010-11	Sherri Coale	23	12	.657	10	6	.625	t3rd	
2011-12	Sherri Coale	21	13	.618	11	7	.611	t2nd	
2012-13	Sherri Coale	24	11	.686	11	7	.611	t2nd	
2013-14	Sherri Coale	18	15	.545	9	9	.500	t5th	
2014-15	Sherri Coale	21	12	.636	13	5	.722	2nd	
2015-16	Sherri Coale	22	11	.667	11	7	.611	t4th	
2016-17	Sherri Coale	23	10	.697	13	5	.722	3rd	
2017-18	Sherri Coale	16	15	.516	11	7	.611	t3rd	
2018-19	Sherri Coale	8	22	.267	4	14	.222	t8th	
2019-20	Sherri Coale	12	18	.400	5	13	.278	9th	
<b>TOTAL</b>	<b>8 Head Coaches</b>	<b>825</b>	<b>576</b>	<b>.589</b>	<b>338</b>	<b>258</b>	<b>.567</b>	<b>24 Postseason Appearances</b>	

## » CAREER COACHING RECORDS

Coach	Seasons	Years	Overall			Conference		
			W	L	PCT	W	L	PCT
Coale	1997-Present	24	501	282	.639	245	157	.609
McHugh	1981-87	7	142	70	.670	41	28	.594
Plunkett	1994-96	3	52	36	.591	22	20	.524
Parrack	1979-80	2	30	32	.484	-	-	-
Hudson	1991-93	3	39	45	.464	17	24	.415
Goodwin-Colbert	1988-90	3	32	51	.386	13	29	.310
Schweitzer	1976-78	3	27	46	.370	-	-	-
Dahl	1975	1	2	14	.125	-	-	-



# NON-CONFERENCE EVENTS

## » ARKANSAS CLASSIC

Jonesboro, Ark.

### 1992-93

vs. Mercer ..... W ..... 69-60

## » BASKETBALL TRAVELERS INVITATIONAL

Norman, Okla.

### 2010-11

vs. UT-Pan American..... W .....116-66

vs. Gardner Webb..... W .....84-75

vs. Prairie View A&M..... W .....78-55

## » BERTHA TEAGUE CLASSIC

### 1994-95 (Stillwater, Okla.)

vs. Rice ..... W ..... 89-59

vs. Minnesota..... W ..... 74-64

### 1995-96 (Norman, Okla.)

vs. Oral Roberts..... W .....63-40

vs. Grambling State..... W .....100-66

### 1996-97 (Stillwater, Okla.)

vs. Oral Roberts ..... W ..... 62-50

vs. Southern Utah..... L ..... 63-64

### 1998-99 (Norman, Okla.)

vs. Denver ..... W ..... 80-52

vs. Stephen F. Austin ..... W .....91-72

### 1999-90 (Norman, Okla.)

vs. Oral Roberts ..... W .....83-66

vs. Tulsa ..... W ..... 93-70

### 2000-01 (Tulsa, Okla.)

vs. Tulsa ..... W ..... 80-49

vs. Oral Roberts..... W .....87-56

### 2001-02 (Stillwater, Okla.)

vs. Oral Roberts..... W .....73-38

vs. Tulsa ..... W ..... 75-52

### 2002-03 (Tulsa, Okla.)

at Tulsa..... W .....65-61

vs. Oral Roberts..... W .....70-42

### 2003-04 (Oklahoma City, Okla.)

vs. Oral Roberts..... W .....90-48

### 2004-05 (Tulsa, Okla.)

vs. Tulsa ..... L ..... 59-67

### 2005-06 (Stillwater, Okla.)

vs. Oral Roberts..... W .....107-76

## » BASKETBALL BY THE BAY

San Jose, Calif.

### 2008-09

vs. Cal State Bakersfield.. W...105-84

vs. California..... W ..... 86-75

## » BIG 12/ACC CHALLENGE

### 2000-01

at North Carolina..... W .....94-77



» At the Basketball By the Bay event in 2008, Oklahoma rallied from 26 points down to defeat California, 86-75, in San Jose, Calif. The comeback ranked as the second-largest deficit overcome in NCAA Division I history.

## » BIG 12/SEC CHALLENGE

### 2003-04

vs. Tennessee ..... L ..... 55-71

### 2014-15 (Little Rock, Ark.)

vs. Arkansas ..... L ..... 64-71

### 2015-16 (Oklahoma City, Okla.)

vs. Texas A&M..... L ..... 68-78

### 2016-17

at Kentucky..... L ..... 68-82

### 2017-18

Florida ..... L ..... 61-80

### 2018-19

at Auburn ..... L ..... 79-95

### 2019-20

vs. LSU..... W ..... 90-86

## » BOWLING GREEN INVITATIONAL

Bowling Green, Ky.

### 1985-86

vs. Middle Tennessee ..... W ..... 83-75

vs. Western Kentucky ..... W ..... 89-81

## » BYU TOURNAMENT

Provo, Utah

### 1989-90

vs. Montana State ..... L ..... 80-86

at BYU ..... L ..... 77-108

## » CANCUN CLASSIC

Cancun, Mexico

### 1998-99

vs. UAB..... L ..... 61-62

vs. Coppin State ..... W .....103-74

## » CAPITOL CLASSIC

Washington, D.C.

### 1993-94

vs. Illinois State..... W ..... 69-56

at George Washington..... L ..... 74-88

## » CARDINAL CLASSIC

Stanford, Calif.

### 1987-88

vs. Simon Fraser ..... W ..... 83-66

at Stanford..... L ..... 66-91

## » CARIBBEAN CLASSIC

Cancun, Mexico

### 2007-08

vs. Arizona State ..... W ..... 69-57

vs. Mississippi State..... W ..... 87-73

# NON-CONFERENCE EVENTS



## » COACHES VS. CANCER CLASSIC

Madison, Wis.

### 2000-01

vs. Georgia .....L..... 70-94  
at Wisconsin.....L..... 77-97

## » DIAL CLASSIC

Pullman, Wash.

### 1994-95

vs. Utah .....W..... 72-68  
at Washington State.....W..... 85-79

## » DOMINO'S CLASSIC

College Station, Texas

### 1990-91

vs. Washington State.....L..... 50-84  
vs. Eastern Washington.....W..... 82-71

## » DUEL IN THE DESERT

Las Vegas, Nev.

### 2011-12

vs. Ohio .....W..... 89-57  
vs. Syracuse.....W..... 82-63  
vs. Xavier .....W..... 73-51

## » ESPNU INVITATIONAL

Tampa, Fla.

### 2007-08

vs. Tennessee.....L..... 67-70

## » HAWAII REGENT CLASSIC

Honolulu, Hawaii

### 1999-00

vs. Arizona .....L..... 59-75  
at Hawaii.....W..... 67-53  
vs. Tennessee Tech.....L..... 64-74

## » HOLIDAY CLASSIC

Norman, Okla.

### 1993-94

vs. Michigan.....W..... 96-88  
vs. Southern.....W..... 100-72

## » JUNKANOO JAM

### 1995-96 (Nassau, Bahamas)

vs. Alabama .....L..... 62-71  
vs. VCU.....W..... 84-52

### 2004-05 (Grand Bahama Island)

vs. Akron.....W..... 88-40  
vs. Iowa.....L..... 47-54

### 2015-16 (Freeport, Bahamas)

vs. Utah.....W..... 70-55  
vs. Boston College.....W..... 76-61

### 2018-19 (Bimini, Bahamas)

vs. UAB.....L..... 84-89  
vs. Clemson.....L..... 62-74

## » LADY AGGIE CLASSIC

College Station, Texas

### 1979-80

vs. McNeese State.....L..... 46-61  
vs. Baylor.....W..... 66-48  
vs. Memphis.....L..... 53-54  
vs. Texas A&M.....L..... 53-71  
vs. SW Missouri State.....W..... 68-66

## » LMU THANKSGIVING CLASSIC

Los Angeles, Calif.

### 1997-98

at Loyola Marymount.....W..... 63-55  
vs. North Carolina.....L..... 61-68

## » MIAMI NEW YEAR'S CLASSIC

Miami, Fla.

### 1984-85

vs. New Hampshire.....W..... 73-42  
vs. Rutgers.....L..... 72-80  
vs. St. Joseph's.....L..... 75-76

### 1985-86

vs. Dayton .....W..... 64-46  
vs. James Madison.....W..... 57-55  
vs. La Salle.....W..... 71-68

## » NEW MEXICO STATE TOURNAMENT

Las Cruces, N.M.

### 1977-78

at New Mexico State.....W..... 71-61  
at New Mexico State.....L..... 61-77  
vs. New Mexico.....W..... 75-74

### 1986-87

vs. UTSA .....W..... 67-53  
at New Mexico State.....W..... 80-71

## » NIKE CLASSIC

Eugene, Ore.

### 2004-05

vs. Louisiana Tech.....W..... 86-59

## » NORTH TEXAS TOURNAMENT

Denton, Texas

### 1978-79

at North Texas .....L..... 62-80  
vs. Texas A&M.....L..... 49-58

### 1980-81

at North Texas .....W..... 84-53  
vs. Texas Southern .....L..... 72-80

## » ODWALLA CLASSIC

San Francisco, Calif.

### 2005-06

vs. Iowa.....W..... 85-68  
at San Francisco.....W..... 53-51

## » ORANGE BOWL CLASSIC

Miami, Fla.

### 1992-93

vs. Texas Tech.....L..... 56-93  
vs. Old Dominion.....L..... 54-60  
vs. Bucknell.....W..... 84-60

## » PARADISE JAM CLASSIC

St. Thomas, U.S. V.I.

### 2009-10

vs. South Carolina.....W..... 75-67

### 2014-15

vs. South Florida.....L..... 68-83  
vs. Kentucky .....L (OT).. 88-92  
vs. Illinois.....W (2OT).. 78-76

## » PEPPERDINE INVITATIONAL

Malibu, Calif.

### 2003-04

vs. Siena.....W..... 85-70  
at Pepperdine.....W..... 95-77

## » PUERTO RICO CLASSIC

Las Vegas, Nev.

### 2016-17

vs. Xavier .....W..... 81-69  
vs. California.....L..... 74-82  
vs. Portland State.....W..... 74-60

## » PHILLIPS TOURNAMENT

Enid, Okla.

### 1977-78

vs. Tulsa.....W..... 95-52  
at Phillips.....L..... 75-84

## » PHOENIX CLASSIC

Enid, Okla.

### 1989-90

vs. Eastern Illinois.....L..... 88-110  
vs. Northern Iowa.....W..... 78-76

## » PK80 INVITATIONAL

Eugene, Ore.

### 2017-18

at Oregon.....L..... 74-92

## » PRESEASON WNIT

### 1994-95

at Montana.....L..... 64-76

### 2005-06

Wisconsin-Milwaukee.....W..... 89-57  
SMU.....W..... 80-43  
at New Mexico.....W..... 74-63  
at Connecticut.....L..... 62-82

### 2008-09

UC-Riverside.....W..... 88-57  
Middle Tennessee.....W..... 85-65  
Arizona State.....W..... 70-57



# NON-CONFERENCE EVENTS



» Oklahoma participated in the PK80 Invitational in 2017, a one-time event honoring Nike founder Phil Knight. The Sooners were one of four teams to play in the event, taking on Oregon in Eugene, Ore.

North Carolina..... L..... 79-80

### 2013-14

Stetson..... W..... 78-60

Wichita State..... W..... 89-70

Gonzaga..... W..... 82-78

Louisville..... L (OT).. 92-97

### 2019-20

Prairie View A&M..... W..... 94-48

UAB..... W..... 82-75

Missouri State..... L..... 90-96

### » RAINBOW WAHINE CLASSIC Honolulu, Hawaii

### 1987-88

vs. Penn State..... L..... 63-86

vs. California..... L..... 66-81

vs. Northern Arizona..... L..... 47-68

### 1991-92

at Hawaii..... L..... 82-95

vs. Howard..... W..... 81-61

### 2002-03

vs. Fordham..... W..... 90-62

vs. North Carolina..... W..... 66-63

vs. Connecticut..... L..... 60-73

### 2012-13

vs. Arkansas..... W..... 73-70

vs. Oregon..... W..... 100-61

at Hawaii..... W..... 74-49

### » REDSTORM CHRISTMAS INVITE Jamaica, N.Y.

### 1996-97

vs. Memphis..... L..... 65-71

vs. Northeastern..... W..... 76-54

### » SHOCKER CLASSIC Wichita, Kan.

### 1976-77

at Wichita State..... L..... 58-70

vs. Simpson..... W..... 88-69

vs. Colorado State..... L..... 56-59

### » SOONER THANKSGIVING CLASSIC Norman, Okla.

### 1989-90

Sam Houston State..... L..... 86-90

Arkansas State..... W..... 102-73

### » STATE FARM TIP-OFF CLASSIC

### 2001-02 (Durham, N.C.)

vs. Purdue..... W..... 80-75

### 2002-03 (Knoxville, Tenn.)

at Tennessee..... L..... 68-94

### 2007-08 (Chapel Hill, N.C.)

vs. Maryland..... L..... 66-76

### » SOUTHWEST MISSOURI STATE TOURNAMENT Springfield, Mo.

### 1978-79

vs. NW Missouri State..... L..... 44-74

vs. Wichita State..... W..... 61-50

vs. Texas A&M..... L..... 45-52

### 1979-80

vs. Wichita State..... W..... 62-56

vs. Omaha..... W..... 67-40

vs. Southern Illinois..... W..... 58-46

### » UTSA CLASSIC San Antonio, Texas

### 1997-98

vs. Stephen F. Austin..... L..... 58-82

at UTSA..... W..... 66-53

### » VANDERBILT INVITATIONAL Nashville, Tenn.

### 2011-12

vs. Liberty..... W..... 76-45

at Vanderbilt..... W..... 66-78

### » WAKIKI BEACH MARRIOTT CLASSIC Honolulu, Hawaii

### 2006-07

vs. Eastern Kentucky..... W..... 92-79

at Hawaii..... W..... 76-56

### » WASHINGTON TOURNAMENT Seattle, Wash.

### 1986-87

vs. Notre Dame..... W..... 57-54

at Washington..... L..... 64-83

### » WASHINGTON STATE TOURNAMENT Pullman, Wash.

### 1983-84

vs. Southern Illinois..... L..... 62-82

vs. Portland State..... W..... 85-67

### » WOMEN'S HOLIDAY SHOWCASE Uncasville, Conn.

### 2017-18

vs. Connecticut..... L..... 64-88

### 2019-20

vs. Connecticut..... L..... 53-97

# RECORD BY CONFERENCE



AMERICA EAST (2-0)		W	L
Hartford	1	0	
New Hampshire	1	0	

AMERICAN ATHLETIC (51-32)		W	L
Connecticut	0	13	
Houston	2	0	
Memphis	0	2	
SMU	8	5	
South Florida	1	2	
Tulane	1	1	
Tulsa	26	2	
Wichita State	13	7	

ATLANTIC COAST (8-7)		W	L
Boston College	1	0	
Duke	1	2	
Georgia Tech	1	0	
Louisville	0	2	
Notre Dame	2	3	
Pittsburgh	2	0	
Syracuse	1	0	

ATLANTIC 10 (6-3)		W	L
Dayton	1	0	
Fordham	1	0	
George Washington	0	2	
La Salle	1	0	
St. Joseph's	0	1	
Saint Louis	2	0	
VCU	1	0	

ATLANTIC SUN (1-0)		W	L
Stetson	1	0	

BIG 12 (338-258)		W	L
Baylor	26	31	
Iowa State	40	26	
Kansas	41	32	
Kansas State	39	29	
Oklahoma State	63	44	
Texas	25	35	
TCU	22	10	
Texas Tech	37	26	
West Virginia	10	10	

BIG EAST (10-6)		W	L
Butler	1	0	
Creighton	5	0	
DePaul	1	4	
Marquette	1	0	
St. John's	0	1	
Villanova	1	0	
Xavier	1	1	

BIG SKY (7-4)		W	L
Eastern Washington	1	0	
Montana	0	1	
Montana State	2	1	
Northern Arizona	1	1	
Northern Colorado	1	0	
Portland State	1	0	
Sacramento State	1	0	
Southern Utah	0	1	

BIG SOUTH (3-0)		W	L
Gardner-Webb	1	0	
Liberty	1	0	
Winthrop	1	0	

BIG TEN (41-35)		W	L
Illinois	3	1	
Iowa	2	1	
Maryland	0	1	
Michigan	2	0	
Michigan State	1	1	
Minnesota	2	0	
Nebraska	27	23	
Ohio State	0	4	
Penn State	1	1	
Purdue	4	0	
Rutgers	0	1	
Wisconsin	0	1	

BIG WEST (8-2)		W	L
Cal State Fullerton	1	0	
Cal State Northridge	1	0	
California-Riverside	2	0	
Hawaii	3	1	
UC Santa Barbara	1	1	

COLONIAL (3-0)		W	L
Northeastern	1	0	
James Madison	2	0	

C-USA (34-10)		W	L
Louisiana Tech	1	4	
Middle Tennessee	2	0	
North Texas	21	3	
Old Dominion	0	1	
Rice	2	0	
UTSA	6	0	
UAB	1	2	
Western Kentucky	2	1	

IVY (1-0)		W	L
Yale	1	0	

HORIZON (3-0)		W	L
Milwaukee	3	0	

METRO ATLANTIC (6-1)		W	L
Fairfield	1	0	
Marist	4	1	
Siena	1	0	
Quinnipiac	1	0	

MID-AMERICAN (3-0)		W	L
Akron	1	0	
Central Michigan	1	0	
Ohio	1	0	

MEAC (3-0)		W	L
Howard	1	0	
Md. Eastern Shore	1	0	
N. Carolina Central	1	0	

MISSOURI VALLEY (13-8)		W	L
Bradley	2	0	
Drake	1	3	
Illinois State	3	0	
Missouri State	4	4	
Northern Iowa	1	0	
Southern Illinois	2	1	

MOUNTAIN WEST (17-7)		W	L
Colorado State	4	1	
Fresno State	1	1	
New Mexico	10	3	
San Diego State	1	1	
UNLV	1	1	

OHIO VALLEY (7-2)		W	L
Belmont	1	0	
Eastern Illinois	0	1	
Eastern Kentucky	1	0	
SE Missouri State	4	0	
Tennessee Tech	1	1	

PAC-12 (35-54)		W	L
Arizona	0	2	
Arizona State	2	1	
California	1	3	
Colorado	22	34	
Oregon	1	1	
Southern California	0	1	
Stanford	2	5	
UCLA	3	3	
Utah	1	0	
Washington	2	3	
Washington State	1	1	

PATRIOT (4-0)		W	L
Army	1	0	
Boston University	1	0	
Bucknell	1	0	
Loyola (Md.)	1	0	

SOUTHEASTERN (77-76)		W	L
Alabama	0	1	
Arkansas	10	7	
Auburn	0	1	
Florida	0	1	
Georgia	1	4	
Kentucky	1	3	
LSU	1	0	
Mississippi State	1	0	
Ole Miss	1	2	
Missouri	30	29	
South Carolina	3	0	
Tennessee	1	5	
Texas A&M	27	21	
Vanderbilt	1	2	

SOUTHERN (3-1)		W	L
Chattanooga	0	1	
Mercer	2	0	
Samford	1	0	

SOUTHLAND (21-6)		W	L
Abilene Christian	2	0	
Central Arkansas	2	0	
Lamar	2	0	
McNeese State	2	1	
Northwestern State	2	0	
Sam Houston State	4	1	
Southeastern Louisiana	1	0	
Stephen F. Austin	6	4	

SUMMIT (26-16)		W	L
Denver	2	0	
Omaha	1	0	
Oral Roberts	21	15	
South Dakota State	2	1	

SUN BELT (24-8)		W	L
Arkansas State	4	1	
Georgia State	1	0	
Little Rock	6	2	
Louisiana-Monroe	2	2	
Texas State	1	0	
UT-Arlington	10	3	

SWAC (17-3)		W	L
Arkansas-Pine Bluff	2	0	
Grambling	1	0	
Jackson State	1	0	
Miss. Valley State	0	1	
Prairie View A&M	9	0	
Southern	1	1	
Texas Southern	3	1	

WAC (10-2)		W	L
Cal State Bakersfield	1	0	
New Mexico State	3	2	
UMKC	1	0	
UTRGV	5	0	

WEST COAST (18-3)		W	L
BYU	5	1	
Gonzaga	2	0	
Loyola Marymount	1	1	
Pepperdine	3	1	
Portland	1	0	
San Diego	4	0	
San Francisco	1	0	
UMKC	1	0	

*Includes current Division I teams*



# RECORD BY LOCATION

## ARIZONA (1-3)

	W	L
Arizona State	0	1
Northern Arizona	0	1
Marist	1	0
Stanford	0	1

## ARKANSAS (6-9)

Arkansas	3	6
Arkansas State	1	1
Little Rock	1	2
Mercer	1	0

## BAHAMAS (4-2)

Alabama	0	1
Akron	1	0
Boston College	1	0
Iowa	0	1
Utah	1	0
VCU	1	0

## CALIFORNIA (14-11)

California	1	0
Cal State Bakersfield	1	0
Fresno State	0	1
Iowa	1	0
Loyola Marymount	1	1
Pepperdine	2	1
Quinnipiac	1	0
San Diego	2	0
San Diego State	0	1
Siena	1	0
Simon Fraser	1	0
Southern California	0	1
Stanford	0	2
UCLA	1	2
UC Santa Barbara	1	1

## COLORADO (10-20)

BYU	1	0
Colorado	6	17
Colorado State	1	0
Denver	1	0
Iowa State	0	1
Kansas	0	1
Oklahoma State	0	1
Pepperdine	1	0

## CONNECTICUT (1-5)

Connecticut	0	6
Fairfield	1	0

## FLORIDA (6-8)

Boston University	1	0
Bucknell	1	0
Dayton	1	0
Iowa	0	1
James Madison	1	0
La Salle	1	0
Miami (Fla.)	0	2
New Hampshire	1	0
Old Dominion	0	1
Rutgers	0	1
St. Joseph's	0	1
Tennessee	0	1
Texas Tech	0	1

## GEORGIA (0-2)

Georgia	0	2
---------	---	---

## HAWAII (10-6)

Arizona	0	1
Arkansas	1	0
California	0	1
Connecticut	0	1
Eastern Kentucky	1	0

Fordham	1	0
Hawaii	3	1
Howard	1	0
North Carolina	1	0
Northern Arizona	1	0
Oregon	1	0
Penn State	0	1
Tennessee Tech	0	1

## IDAHO (2-0)

Colorado	1	0
Texas Tech	1	0

## ILLINOIS (4-2)

Bradley	1	0
DePaul	0	1
Illinois	1	1
Illinois State	1	0
Southern Illinois	1	0

## INDIANA (3-1)

BYU	1	0
Illinois State	1	0
Notre Dame	0	1
Purdue	1	0

## IOWA (5-15)

Drake	0	1
Georgia Tech	1	0
Iowa State	13	15
Prairie View A&M	1	0

## KANSAS (45-48)

Colorado	0	4
Colorado State	0	1
Kansas	17	17
Kansas State	17	15
Missouri	2	3
Nebraska	2	1
Oklahoma State	1	2
Simpson	1	0
Wichita State	4	6

## KENTUCKY (3-2)

Middle Tennessee	1	0
Kentucky	0	2
Purdue	1	0
Western Kentucky	1	1

## LOUISIANA (3-4)

Louisiana-Monroe	0	1
Louisiana Tech	0	2
Loyola (Md.)	1	0
McNeese State	1	0
Southeastern La.	1	0
Tulane	0	1

## MEXICO (2-1)

Arizona State	1	0
Mississippi State	1	0
UAB	0	1

## MICHIGAN (1-0)

Michigan State	1	0
----------------	---	---

## MINNESOTA (1-0)

Minnesota	1	0
-----------	---	---

## MISSISSIPPI (0-1)

Ole Miss	0	1
----------	---	---

## MISSOURI (29-34)

Baylor	2	0
Colorado	1	1

Iowa State	2	1
Kansas	2	0
Kansas State	1	2
Louisville	0	1
Missouri	12	18
Missouri State	2	2
Omaha	1	0
NW Missouri State	0	1
Notre Dame	1	0
Oklahoma State	2	2
Saint Louis	1	0
Texas	0	2
Texas A&M	1	4
Wichita State	2	0

## MONTANA (1-1)

Montana	0	1
Montana State	1	0

## NEBRASKA (10-18)

Colorado	0	1
Creighton	2	0
Iowa State	0	1
Nebraska	8	16

## NEVADA (6-1)

California	0	1
Ohio	1	0
Portland State	1	0
Syracuse	1	0
UNLV	1	0
Xavier	2	0

## NEW MEXICO (8-2)

New Mexico	5	1
New Mexico State	2	1
UTSA	1	0

## NEW YORK (3-2)

Army	1	0
Marist	1	1
Memphis	0	1
Northeastern	1	0

## NORTH CAROLINA (2-3)

DePaul	0	1
Duke	0	1
Maryland	0	1
North Carolina	1	0
Purdue	1	0

## OHIO (2-3)

Central Michigan	1	0
Notre Dame	0	1
Ole Miss	0	1
Ohio State	0	2
UCLA	1	0

## OKLAHOMA (497-219)

Abilene Christian	2	0
Arizona State	1	0
Arkansas	6	2
Arkansas-Little Rock	4	0
Arkansas-Pine Bluff	2	0
Arkansas State	2	0
Baylor	12	14
Belmont	0	1
Bradley	1	0
BYU	1	0
California-Riverside	2	0
Cal State Fullerton	1	0
Cal State Northridge	1	0
Cameron	4	0
Central Arkansas	1	0
Central Michigan	1	0

# RECORD BY LOCATION



Central Missouri State	0	1	Sam Houston State	4	1	Penn State	1	0
Central Oklahoma	4	5	Samford	1	0	Pittsburgh	1	0
Colorado	12	10	San Diego	2	0	Prairie View A&M	3	0
Colorado State	2	1	South Carolina	1	0	SE Missouri State	1	0
Connecticut	0	2	South Dakota State	1	0	SMU	3	3
Creighton	2	0	SE Missouri State	3	0	Stephen F. Austin	2	3
Denver	1	0	SE Okla. State	3	2	Texas	9	21
DePaul	1	0	SMU	4	2	UT-Arlington	4	1
Drake	1	2	Stetson	1	0	UTSA	1	0
Duke	0	1	South Florida	1	0	Texas A&M	10	11
East Central (Okla.)	3	3	Southern	1	0	TCU	8	6
Eastern New Mexico	1	0	Southern Illinois	1	0	Texas State	1	0
Emporia State	1	0	Southern Nazarene	1	1	Texas Southern	1	0
Florida	0	1	Southern Utah	0	1	Texas Tech	15	14
Fresno State	1	0	SW Okla. State	2	3	Washington State	0	1
Gardner-Webb	1	0	Stanford	2	0	West Texas A&M	1	0
George Washington	0	1	Stephen F. Austin	4	1	West Virginia	2	0
Georgia	1	1	Tennessee	1	2			
Georgia State	1	0	Texas	16	11	<b>U.S. VIRGIN ISLANDS (3-3)</b>		
Gonzaga	1	0	Texas A&M	17	5	Illinois	1	0
Grambling	1	0	TCU	14	3	Kentucky	0	1
Hartford	1	0	Texas Rio Grande Valley	5	0	Notre Dame	0	1
Henderson State	1	0	Texas State	1	0	San Diego State	1	0
Houston	1	0	Texas Southern	3	0	South Carolina	1	0
Illinois	2	0	Texas Tech	18	10	South Florida	0	1
Iowa State	27	5	Tulane	1	0			
Jackson State	1	0	Tulsa	26	2	<b>UTAH (1-2)</b>		
Kansas	19	12	UAB	1	0	BYU	1	1
Kansas State	21	10	UCLA	1	1	Montana State	0	1
Lamar	2	0	UNLV	0	1			
Louisiana-Monroe	2	1	USAO	0	5	<b>VIRGINIA (2-1)</b>		
Louisiana Tech	0	1	UT-Arlington	6	2	Connecticut	0	1
Louisville	0	1	UTSA	3	0	James Madison	1	0
LSU	1	0	Utah	2	0	Miami (Fla.)	1	0
Marist	2	0	Vanderbilt	1	1			
Maryland Eastern Shore	1	0	Villanova	1	0	<b>WASHINGTON (5-3)</b>		
McNeese State	1	0	Washington	1	0	Notre Dame	1	0
Mercer	1	0	West Texas A&M	1	0	Portland State	1	0
Miami (Fla.)	1	0	West Virginia	5	4	Southern Illinois	0	1
Michigan	2	0	Western Illinois	2	0	Utah	1	0
Michigan State	0	1	Wichita State	7	1	Washington	1	2
Middle Tennessee	1	0				Washington State	1	0
Midwestern State	1	0	<b>OREGON (1-1)</b>					
Milwaukee	2	0	Oregon	1	1	<b>WASHINGTON, D.C. (1-1)</b>		
Minnesota	1	0				George Washington	0	1
Ole Miss	1	0	<b>SOUTH CAROLINA (1-0)</b>			Illinois State	1	0
Mississippi Valley State	0	1	South Carolina	1	0			
Missouri	16	9				<b>WEST VIRGINIA (1-5)</b>		
UMKC	1	0	<b>TENNESSEE (1-4)</b>			West Virginia	2	5
Missouri State	3	2	Arizona	0	1			
Montana State	1	0	Liberty	1	0	<b>WISCONSIN (2-3)</b>		
Nebraska	16	6	Tennessee	0	2	Eastern Illinois	0	1
New Mexico	4	1	Vanderbilt	0	1	Georgia	0	1
New Mexico State	0	1				Milwaukee	1	0
North Carolina	0	1	<b>TEXAS (92-86)</b>			Northern Iowa	1	0
North Carolina Central	1	0	Arkansas State	1	0	Wisconsin	0	1
North Texas	12	1	Baylor	12	14			
Northeastern State	2	1	California	0	1			
Northern Colorado	1	0	Chattanooga	0	1			
Northern Oklahoma	0	2	Connecticut	0	1			
Northwestern State	1	0	Colorado	1	1			
Northwestern Oklahoma State	2	6	DePaul	0	1			
Ohio State	0	2	Duke	1	0			
Oklahoma Baptist	4	0	Eastern Washington	1	0			
Oklahoma Christian	1	0	Houston	0	1			
Oklahoma City	9	0	Illinois State	1	0			
Oklahoma State	60	35	Iowa State	0	1			
Oral Roberts	21	15	Kansas State	1	0			
Phillips	3	5	Lamar	1	0			
Pittsburgh	1	0	Louisiana Tech	0	1			
Prairie View A&M	1	0	Marquette	1	0			
Rice	2	0	McNeese State	0	1			
Sacramento State	1	0	Memphis	0	1			
St. Gregory's	0	2	Midwestern State	1	0			
St. John's	0	1	New Mexico State	1	0			
Saint Louis	1	0	North Texas	9	2			



# INDIVIDUAL HONORS

## » ALL-AMERICANS

### Associated Press

2000 Phylesha Whaley, HM  
 2001 Stacey Dales, first team  
 2002 Stacey Dales, first team  
 2006 Courtney Paris, first team  
 2007 Courtney Paris, first team  
 2008 Courtney Paris, first team  
 2009 Courtney Paris, first team  
 Ashley Paris, HM  
 Danielle Robinson, HM  
 2010 Danielle Robinson, third team  
 2011 Danielle Robinson, third team  
 2013 Aaryn Ellenberg, HM  
 2014 Aaryn Ellenberg, HM

### ESPN.com

2006 Courtney Paris, first team  
 2007 Courtney Paris, first team  
 2008 Courtney Paris, first team  
 2009 Courtney Paris, first team

### Fast Break

1986 Vickie Green, HM

### WBCA Coaches

2000 Phylesha Whaley, HM  
 2001 Stacey Dales, first team  
 2002 Stacey Dales, first team  
 LaNeisha Caufield, HM  
 2005 Dionnah Jackson, HM  
 2006 Courtney Paris, first team  
 2007 Courtney Paris, first team  
 2008 Courtney Paris, first team  
 2009 Courtney Paris, first team  
 2010 Danielle Robinson, first team  
 2011 Danielle Robinson, HM  
 2014 Aaryn Ellenberg, HM

### Real Sports Magazine

2001 LaNeisha Caufield, first team  
 Stacey Dales, third team

### USBWA

2000 Phylesha Whaley, first team  
 2001 Stacey Dales, first team  
 2002 Stacey Dales, first team  
 2006 Courtney Paris, first team  
 2007 Courtney Paris, first team  
 2008 Courtney Paris, first team  
 2009 Courtney Paris, first team

### Women's Basketball Journal

1983 Molly McGuire, second team  
 2000 Phylesha Whaley, first team  
 2001 Stacey Dales, first team  
 LaNeisha Caufield, third team  
 2002 Stacey Dales, first team  
 LaNeisha Caufield  
 2006 Courtney Paris

### Wooden All-American

2006 Courtney Paris  
 2007 Courtney Paris  
 2008 Courtney Paris  
 2009 Courtney Paris

### Freshman All-American

1984 Mandy Miller, second team  
 1999 LaNeisha Caufield, first team

## » NATIONAL AWARDS

### All-America Coach

1986 Maura McHugh

### AP Coach of the Year

2000 Sherri Coale, runner-up

### AP Player of the Year

2007 Courtney Paris

### Honda Sports Award

2009 Courtney Paris

### Wooden Cup

2005 Dionnah Jackson, finalist  
 2016 Maddie Manning, semifinalist

### U.N. NGO Positive Peace

2011 Sherri Coale and Jan Ross

### World Neighbors Dignity Award

2012 Sherri Coale and Jan Ross

### Naismith Coach of the Year

2001 Sherri Coale  
 2002 Sherri Coale

### Naismith Player of the Year

2002 LaNeisha Caufield, finalist  
 Stacey Dales, finalist  
 2006 Courtney Paris, finalist  
 2007 Courtney Paris, finalist  
 2008 Courtney Paris, finalist  
 2009 Courtney Paris, finalist

### Nancy Lieberman Award

2009 Danielle Robinson, finalist  
 2010 Danielle Robinson, finalist  
 2011 Danielle Robinson, finalist

### NCAA Oklahoma Woman of the Year

1997 Jenny Bramer  
 2000 Phylesha Whaley  
 2002 Stacey Dales

### NCAA Woman of the Year

2000 Phylesha Whaley, finalist

### USBWA Freshman of the Year

2006 Courtney Paris

### Wade Trophy

1983 Molly McGuire, finalist  
 2006 Courtney Paris, finalist  
 2007 Courtney Paris, finalist  
 2008 Courtney Paris, finalist  
 2009 Courtney Paris, finalist  
 2010 Danielle Robinson, finalist

### WBCA Administrator of the Year

2002 Marita Hynes, Associate AD/SWA

### WBCA All-Star Challenge

2002 LaNeisha Caufield  
 Stacey Dales  
 2005 Dionnah Jackson

### WBCA All-State Good Works

2013 Whitney Hand

### WBCA/ESPN 3-Point Contest

2002 Rosalind Ross

### WBCA Coach of the Year

2006 Sherri Coale

### WBCA Carol Eckman Award

2013 Jan Ross

### WBCA Robin Roberts Communicator Scholarship

2002 Stacey Dales

### WBNS All-Freshman Team

2006 Courtney Paris

### WBNS All-Defensive Team

2001 LaNeisha Caufield  
 2002 LaNeisha Caufield

### WBNS Freshman of the Year

2006 Courtney Paris

### WBNS Most Underrated

2006 Leah Rush

### Women's Basketball Hall of Fame

2016 Sherri Coale

### Women's Wooden Award

2006 Courtney Paris, finalist  
 2007 Courtney Paris, finalist  
 2008 Courtney Paris, finalist  
 2009 Courtney Paris, finalist

### WBCA Player of the Month

2006 Courtney Paris, December  
 Courtney Paris, March  
 2007 Courtney Paris, December  
 Courtney Paris, February  
 Courtney Paris, March  
 2009 Courtney Paris, December

## » REGIONAL HONORS

### WBCA District V Team

1983 Molly McGuire  
 1985 Jacquetta Hurlay  
 1987 LaTrenda Phillips  
 1988 Jo Mosley  
 2000 Phylesha Whaley  
 2001 Stacey Dales  
 2002 LaNeisha Caufield  
 Stacey Dales  
 2005 Dionnah Jackson  
 2006 Courtney Paris  
 2007 Courtney Paris  
 2008 Courtney Paris  
 2009 Courtney Paris  
 2010 Danielle Robinson  
 2011 Danielle Robinson  
 2014 Aaryn Ellenberg

### WBCA District V Coach of the Year

1986 Maura McHugh  
 2000 Sherri Coale  
 2001 Sherri Coale  
 2006 Sherri Coale  
 2009 Sherri Coale



# INDIVIDUAL HONORS



## » CONFERENCE HONORS

### First Team

#### Big 12 Conference

- 1998 Phylesha Whaley, So.
- 1999 Phylesha Whaley, Jr.
- 2000 Phylesha Whaley, Sr.
- 2001 Stacey Dales, Jr.
- 2002 Stacey Dales, Sr.
- 2005 Dionnah Jackson, Sr.
- 2006 Courtney Paris, Fr.
- 2007 Courtney Paris, So.
- 2008 Courtney Paris, Jr.
- 2009 Ashley Paris, Sr.
- Courtney Paris, Sr.
- Danielle Robinson, So.
- 2010 Danielle Robinson, Jr.
- Amanda Thompson, Sr.
- Danielle Robinson, Sr.
- 2011 Aaryn Ellenberg, So.
- Whitney Hand, Jr.
- 2013 Aaryn Ellenberg, Jr.
- 2014 Aaryn Ellenberg, Sr.
- 2015 Peyton Little, So.
- 2018 Vionise Pierre-Louis, Sr.

#### Big Eight Conference

- 1983 Molly McGuire, Sr.
- 1985 Jacquetta Hurley, Jr.
- Vickie Green, Jr.
- LaTrenda Phillips, So.
- 1986 Jacquetta Hurley, Sr.
- LaTrenda Phillips, Jr.
- LaTrenda Phillips, Sr.
- 1987 Jo Mosley, Sr.
- 1989 Tami Rogers, Sr.
- 1996 Pam Pennon, Sr.

### Second Team

#### Big 12 Conference

- 2000 LaNeisha Caufield, So.
- Stacey Dales, So.
- Caton Hill, So.
- 2001 LaNeisha Caufield, Jr.
- 2002 LaNeisha Caufield, Sr.
- 2003 Dionnah Jackson, So.
- Chelsi Welch, Fr.
- 2004 Dionnah Jackson, Jr.
- Maria Villarroel, Sr.
- Leah Rush, Jr.
- 2006 Nyeshia Stevenson, Sr.
- 2010 Joanna McFarland, Sr.
- 2013 Morgan Hook, Sr.
- 2015 Gioya Carter, So.
- Kaylon Williams, Jr.
- 2016 Kaylon Williams, Sr.
- 2017 Peyton Little, Sr.
- Vionise Pierre-Louis, Sr.
- 2018 Gabbi Ortiz, Sr.
- 2019 Ana Llanusa, So.

#### Big Eight Conference

- 1984 Lynn McCurdy, Sr.
- 1986 Vickie Green, Sr.
- 1988 Jo Mosley, Jr.
- 1989 Erika Notzke, Sr.
- 1991 Carin Stites, Jr.
- 1992 Carin Stites, Sr.
- 1994 Angi Guffy, Jr.
- Etta Maytubby, So.
- 1995 Pam Pennon, Jr.
- Mandy Wade, Sr.



» Sherri Coale is a four-time Big 12 Coach of the Year and was inducted into the Women's Basketball Hall of Fame in 2016.

### Third Team

#### Big 12 Conference

- 2002 Caton Hill, Jr.
- Rosalind Ross, Sr.

#### Honorable Mention

#### Big 12 Conference

- 1997 Phylesha Whaley, Fr.
- 1999 LaNeisha Caufield, Sr.
- Stacey Dales, Sr.
- Caton Hill, Sr.
- 2004 Britney Brown, Jr.
- 2006 Erin Higgins, Jr.
- Chelsi Welch, Jr.
- 2007 Erin Higgins, Sr.
- Leah Rush, Sr.
- Chelsi Welch, Sr.
- 2008 Ashley Paris, Jr.
- Danielle Robinson, Fr.
- Whitney Hand, Fr.
- 2009 Aaryn Ellenberg, Fr.
- 2011 Nicole Griffin, Jr.
- 2013 Morgan Hook, Jr.
- Sharane Campbell, Jr.
- 2014 Nicole Griffin, Sr.
- Sharane Campbell-Olds, Fr.
- 2015 Peyton Little, Jr.
- 2016 Maddie Manning, Sr.
- Gabbi Ortiz, Jr.
- 2018 Ana Llanusa, Fr.
- Maddie Manning, Gr.
- Shaina Pellington, Fr.
- 2020 Taylor Robertson, So.

#### Big Eight Conference

- 1983 Lynn McCurdy, Jr.
- 1985 Lisa Allison, So.
- 1986 Lisa Allison, Jr.
- Viki Streets, Sr.
- 1988 Margaret McKeon, So.
- 1992 Angi Guffy, Fr.
- 1995 Angi Guffy, Sr.
- Etta Maytubby, Jr.
- 1996 LaNae Jones, Sr.

### Player of the Year

#### Big 12 Conference

- 2000 Phylesha Whaley, Sr.
- 2001 Stacey Dales, Jr.
- 2002 Stacey Dales, Sr.
- 2007 Courtney Paris, So.
- 2008 Courtney Paris, Jr.
- 2009 Courtney Paris, Sr.

#### Big Eight Conference

- 1983 Molly McGuire, 1983

#### Newcomer of the Year

- 1996 Yolanda Anderson, Jr.
- 2013 Portia Durrett, Jr.\*
- 2015 Peyton Little, So.

\* Co-newcomer of the year

#### Coach of the Year

#### Big 12 Conference

- 2000 Sherri Coale
- 2001 Sherri Coale
- 2006 Sherri Coale
- 2009 Sherri Coale

#### Sportsperson of the Year

- 2009 Ashley Paris

#### Defensive Player of the Year

- 2006 co-Courtney Paris, Fr.
- 2007 Courtney Paris, So.
- 2008 Courtney Paris, Jr.

#### All-Defensive Team

- 2006 Courtney Paris, Fr.
- 2007 Courtney Paris, So.
- 2008 Courtney Paris, Jr.
- Danielle Robinson, Fr.
- 2009 Courtney Paris, Sr.
- Danielle Robinson, So.
- 2010 Danielle Robinson, Jr.
- 2011 Aaryn Ellenberg, Fr.
- 2014 Sharane Campbell, Jr.

#### Freshman of the Year

- 1999 LaNeisha Caufield
- 2003 Chelsi Welch
- 2006 Courtney Paris
- 2008 Danielle Robinson
- 2009 Whitney Hand
- 2015 Gabbi Ortiz
- 2018 Shaina Pellington

#### All-Freshman Team

- 2006 Courtney Paris
- 2007 Amanda Thompson
- 2008 Danielle Robinson
- 2009 Whitney Hand
- 2011 Aaryn Ellenberg
- 2012 Sharane Campbell
- 2015 Gabbi Ortiz



# INDIVIDUAL HONORS



» A four-time All-Big 12 selection, Danielle Robinson was named to the 2010 Final Four All-Tournament Team.

- 2017 Chelsea Dungee
- 2018 Ana Llanusa
- 2019 Shaina Pellington
- 2019 Taylor Robertson
- 2020 Gabby Gregory

### Sixth Man of the Year

- 2009 Nyeshia Stevenson
- 2012 Sharane Campbell
- 2016 Vionise Pierre-Louis

### All-Tournament Team

- 2001 Stacey Dales
- Rosalind Ross
- 2002 Stacey Dales, MVP
- Dionnah Jackson
- 2004 Dionnah Jackson, MVP
- Caton Hill
- Maria Villaruel
- 2006 Courtney Paris, MVP
- Erin Higgins
- 2007 Courtney Paris, MVP
- Jenna Plumley
- Leah Rush
- 2009 Courtney Paris
- 2010 Danielle Robinson
- Amanda Thompson
- 2011 Danielle Robinson
- 2012 Whitney Hand

### Big Eight Conference

- 1978 Joyce Parker
- 1980 Molly McGuire
- 1981 Erin Schreiber, second team
- 1982 Molly McGuire
- Ladanah Sanders
- 1985 Jacquetta Hurley
- 1986 Vickie Green
- 1990 Angie Alexander
- 1992 Angi Guffy
- 1993 Angi Guffy
- 1995 Mandy Wade

## » NATIONAL TEAMS

### Olympic Games

- 2000 Stacey Dales (Canada)

### Junior World University Games

- 2001 Sherri Coale (asst. coach/bronze)

### Senior National Team

- 2007 Courtney Paris
- 2008 Courtney Paris

### Junior National Team

- 1992 Etta Maytubby
- 2004 Courtney Paris (gold)

### Junior National Team Trials

- 2004 Courtney Paris
- Ashley Paris

### Pan American Games

- 1999 Stacey Dales (Canada)

### R. Williams Jones Cup Trial

- 2000 LaNeisha Caufield

### U.S. Olympic Festival

- 1989 Kelli Epps

### FIBA U19 World Cup

- 2005 Courtney Paris (gold)
- 2015 Gabbi Ortiz (gold)
- 2017 Shaina Pellington (bronze)

### USA U19 World Cup Trials

- 2007 Danielle Robinson
- 2011 Aaryn Ellenberg

### FIBA U20 World Cup

- 2006 Courtney Paris (gold)

### USA U20 World Cup Trials

- 2006 Ashley Paris
- Courtney Paris
- Amanda Thompson

### FIBA U21 World Cup

- 2007 Courtney Paris

### USA U21 World Cup Trials

- 2007 Ashley Paris
- Courtney Paris

### World University Games

- 2001 Caton Hill
- 2003 Chelsi Welch
- 2009 Danielle Robinson
- 2013 Aaryn Ellenberg
- Sherri Coale (head coach)

### World University Games Trials

- 1999 LaNeisha Caufield
- 2001 LaNeisha Caufield
- Caton Hill
- 2005 Leah Rush
- 2009 Danielle Robinson
- Whitney Hand
- 2013 Aaryn Ellenberg

## » ALL-TOURNAMENT TEAMS

### Final Four All-Tournament Teams

- 2002 Stacey Dales
- 2010 Danielle Robinson

### NCAA Regional All-Tournament Teams

- 2002 Stacey Dales, MVP
- LaNeisha Caufield
- Caton Hill
- 2006 Courtney Paris
- 2007 Courtney Paris
- 2009 Courtney Paris, MOP
- Whitney Hand
- Danielle Robinson
- Nyeshia Stevenson, MOP
- Danielle Robinson
- Amanda Thompson
- 2011 Danielle Robinson

### WNIT All-Tournament Teams

- 1984 Etta Maytubby

# INDIVIDUAL HONORS



## » ACADEMIC HONORS

### CosIDA Academic Team Member of the Year

2002 Stacey Dales

### CosIDA Academic All-America

1986 Lisa Allison, HM  
 1990 Tami Rogers, HM  
 2001 Stacey Dales, Second Team  
 2002 Stacey Dales, First Team  
 2003 Theresa Jantzen, First Team  
 2004 Caton Hill, Third Team  
 2011 Danielle Robinson, Second Team

### CosIDA Academic All-District

1986 Lisa Allison  
 1990 Tami Rogers  
 2001 Stacey Dales  
 2002 Stacey Dales  
 Caton Hill  
 2004 Caton Hill  
 2006 Erin Higgins, First Team  
 Leah Rush, Second Team  
 Chelsi Welch, Second Team  
 2008 Ashley Paris, First Team  
 2009 Danielle Robinson, First Team  
 2011 Danielle Robinson, First Team  
 Joanna McFarland, Second Team  
 2012 Whitney Hand, First Team  
 2013 Whitney Hand, First Team  
 2018 Gabbi Ortiz, Second Team

### CosIDA Academic All-America Hall of Fame

2020 Stacey Dales

### Academic All-Conference

#### Big 12 Conference

1997 Jenny Bramer First Team  
 Shonika Breedlove First Team  
 Shontell Brown First Team  
 Suzanne Kern HM  
 Roxanne Long First Team  
 Phylesha Whaley First Team  
 Michelle Workman First Team  
 1998 Shonika Breedlove First Team  
 Sunny Hardeman First Team  
 Roxanne Long First Team  
 Desiree Taylor First Team  
 Kelley Workman First Team  
 Michelle Workman HM  
 1999 LaNeisha Caufield First Team  
 Jennifer Cunningham First Team  
 Stacey Dales First Team  
 Sunny Hardeman HM  
 Desiree Taylor First Team  
 Michelle Workman First Team  
 2000 Jennifer Cunningham First Team  
 Stacey Dales First Team  
 Shannon Selmon First Team  
 Desiree Taylor First Team  
 Phylesha Whaley First Team  
 2001 Jennifer Cunningham First Team  
 Stacey Dales First Team  
 Caton Hill First Team

Shannon Selmon First Team  
 Desiree Taylor First Team  
 2002 Jen Cunningham First Team  
 Stacey Dales First Team  
 Caton Hill First Team  
 Stephanie Luce First Team  
 Kate Scott First Team  
 Stephanie Simon First Team  
 Jamie Talbert First Team  
 2003 Stephanie Luce First Team  
 T. Schuknetct First Team  
 Kate Scott First Team  
 Lauren Shoush First Team  
 Stephanie Simon First Team  
 2004 Laura Andrews Second Team  
 Erin Higgins Second Team  
 Caton Hill First Team  
 Lauren Shoush First Team  
 A. Wadsworth First Team  
 2005 Laura Andrews First Team  
 Erin Higgins Second Team  
 Becky Preston First Team  
 Leah Rush Second Team  
 Krista Sanchez Second Team  
 Lauren Shoush First Team  
 A. Wadsworth First Team  
 Chelsi Welch First Team  
 2006 Laura Andrews Second Team  
 Erin Higgins First Team  
 Kendra Moore Second Team  
 Becky Preston First Team  
 Leah Rush Second Team  
 Krista Sanchez First Team  
 Chelsi Welch First Team  
 2007 Erin Higgins First Team  
 Leah Rush First Team  
 Ashley Paris First Team  
 Chelsi Welch First Team  
 Kendra Moore Second Team  
 2008 Ashley Paris First Team  
 Courtney Paris Second Team  
 2009 Rose Hammond First Team  
 Ashley Paris First Team  
 Courtney Paris Second Team  
 Danielle Robinson First Team  
 Amanda Thompson First Team  
 Carolyn Winchester First Team  
 2010 Jasmine Hartman Second Team  
 Whitney Hand Second Team  
 Danielle Robinson First Team  
 Lauren Willis Second Team  
 2011 Whitney Hand First Team  
 Jasmine Hartman First Team  
 Joanna McFarland First Team  
 Danielle Robinson First Team  
 Carlee Roethlisberger Second Team  
 Lauren Willis First Team  
 2012 Whitney Hand First Team  
 Joanna McFarland First Team  
 2013 Sharane Campbell First Team  
 Nicole Griffin First Team  
 Whitney Hand First Team  
 Jasmine Hartman First Team  
 Joanna McFarland First Team  
 Nicole Griffin First Team  
 2014 Morgan Hook First Team  
 Nicole Kornet First Team

2015 Sharane Campbell First Team  
 Tona Edwards Second Team  
 Nicole Kornet First Team  
 Peyton Little Second Team  
 Maddie Manning First Team  
 Whitney Ritchie Second Team  
 Derica Wyatt First Team  
 2016 Tona Edwards First Team  
 Shaya Kellogg First Team  
 Peyton Little Second Team  
 Maddie Manning First Team  
 Gabbi Ortiz First Team  
 Vionise Pierre-Louis First Team  
 McKenna Treece First Team  
 LaNesia Williams First Team  
 Derica Wyatt First Team  
 2017 Shaya Kellogg First Team  
 Peyton Little Second Team  
 Maddie Manning First Team  
 Gabbi Ortiz First Team  
 Vionise Pierre-Louis First Team  
 LaNesia Williams First Team  
 McKenna Treece Second Team  
 2018 Maddie Manning First Team  
 ljeoma Odimgbe Second Team  
 Gabbi Ortiz First Team  
 Gileysa Penzo Second Team  
 Vionise Pierre-Louis First Team  
 McKenna Treece Second Team  
 LaNesia Williams First Team  
 2019 Mandy Simpson First Team  
 Gileysa Penzo Second Team  
 2020 Mandy Simpson First Team  
 Jessi Murcer First Team  
 Tatum Veitenheimer First Team  
 Nydia Lampkin Second Team

#### Big Eight Conference

1985 Lisa Allison  
 1986 Lisa Allison  
 1987 Lisa Allison  
 1988 Lee Brock  
 1989 Tami Rogers  
 1990 Tami Rogers  
 1992 Amanda Hopkins  
 1993 Angi Guffy  
 1994 Sheri Black  
 Angi Guffy  
 1995 Sheri Black  
 Angi Guffy  
 LaNae Jones  
 Sharee Mitchum  
 1996 Roxanne Long



# SOONERS IN THE WNBA



Here's your shot. If you want to make a name for yourself as an elite player, you come to the University of Oklahoma. The Sooners have littered the draft board in recent seasons, no more evident than in 2010 when the entire senior class was selected by teams.



Want a chance? Oklahoma players are respected by the league's coaches. When it comes time to pick the final members of their teams, they choose players with leadership and character on and off the court.

### First-Round Draft Picks

Oklahoma is second among Big 12 Conference teams with six first-round WNBA picks. The latest of those was Danielle Robinson, who was selected sixth overall in 2011 by the San Antonio Stars. OU has had six players — Stacey Dales, Rosalind Ross, LaNeisha Caufield, Dionnah Jackson, Courtney Paris and Robinson — taken in the first round of the draft since the league's inception.

### 14 WNBA Draft Picks

A total of 14 Sooners — Caufield, Dales, Whitney Hand, Jackson, Abi Olajuwon, Ashley Paris, Courtney Paris, Robinson, Ross, Leah Rush, Nyeshia Stevenson, Amanda Thompson, Maria Villarroel and Phylesha Whaley — have been drafted into the league.

### » OKLAHOMA'S WNBA DRAFT HISTORY

Year	Name	Pos.	Team	Round	Pick
2000	Phylesha Whaley	F	Minnesota	3rd	38th
2002	Stacey Dales	G	Washington	1st	3rd
2002	LaNeisha Caufield	G	Utah	1st	13th
2002	Rosalind Ross	G	Los Angeles	1st	16th
2005	Dionnah Jackson	G	Detroit	1st	13th
2005	Maria Villarroel	F	Phoenix	3rd	27th
2007	Leah Rush	F	Phoenix	3rd	28th
2009	Courtney Paris	C	Sacramento	1st	7th
2009	Ashley Paris	F	Los Angeles	2nd	22nd
2010	Amanda Thompson	F	Tulsa	2nd	16th
2010	Abi Olajuwon	C	Chicago	3rd	28th
2010	Nyeshia Stevenson	F	Phoenix	3rd	36th
2011	Danielle Robinson	G	San Antonio	1st	6th
2013	Whitney Hand	G	San Antonio	3rd	32nd



# 21

**STACEY DALES**  
JERSEY HONORED NOV. 21, 2014

- ▶ Played in 1998-99, 1999-00, 2000-01 and 2001-02 seasons
- ▶ Two-time AP All-American
- ▶ Two-time Big 12 Player of the Year
- ▶ Two-time All-Big 12 First Team selection (2001 and 2002)
- ▶ Two-time CoSIDA Academic All-American
- ▶ Guided Oklahoma to the Big 12 regular season titles in 2000, 2001 and 2002
- ▶ Led the Sooners to their first Final Four appearance in 2002, helping OU advance to the national title game
- ▶ Holds OU career record for assists (764)
- ▶ Ranks third in school history in double-figure scoring games (104), fourth in games played (133), fifth in steals (250) and seventh in points scored (1,920)
- ▶ Set school record with 248 assists in 2000-01 season
- ▶ Was a member of Canada's 2000 Olympics women's basketball squad
- ▶ Third overall pick by the Washington Mystics in the 2002 WNBA Draft, becoming the highest draft pick in school history

SEASON	G	FG-FGA	PCT	3G-A	PCT	FT-FTA	PCT	REBS	AVG	PTS	AVG
1998-99	29	129-331	.330	24-77	.312	64-97	.660	220	6.9	346	11.9
1999-00	33	153-371	.412	43-122	.352	71-115	.617	168	5.1	420	12.7
2000-01	34	208-439	.476	28-86	.326	97-147	.660	172	5.1	543	16.0
2001-02	36	228-479	.444	41-106	.386	114-145	.786	180	5.0	611	17.0
<b>TOTALS</b>	<b>132</b>	<b>718-1620</b>	<b>.443</b>	<b>136-391</b>	<b>.348</b>	<b>346-504</b>	<b>.687</b>	<b>721</b>	<b>5.5</b>	<b>1920</b>	<b>14.5</b>

# 3

**COURTNEY PARIS**  
JERSEY HONORED NOV. 10, 2017

- ▶ Played in 2005-06, 2006-07, 2007-08 and 2008-09 seasons
- ▶ First four-time AP All-American in women's college basketball history
- ▶ Three-time Big 12 Player of the Year (2007, 2008, 2009)
- ▶ 2007 AP Player of the Year
- ▶ 2006 Big 12 Freshman of the Year
- ▶ Guided Oklahoma to the Big 12 regular season titles in 2006, 2007 and 2009
- ▶ Led the Sooners to their second Final Four appearance in 2009
- ▶ Holds 20 NCAA and 69 OU records
- ▶ Became the first collegiate player regardless of gender to record 2,500 career points and 2,000 career rebounds
- ▶ Set NCAA record with 112 straight games with a double-double
- ▶ Three-time Big 12 Defensive Player of the Year
- ▶ No. 7 overall pick by the Sacramento Monarchs in the 2009 WNBA Draft

SEASON	G	FG-FGA	PCT	3G-A	PCT	FT-FTA	PCT	REBS	AVG	PTS	AVG
2005-06	36	331-539	.614	0-1	.000	126-262	.481	539	15.0	788	21.9
2006-07	33	318-558	.570	0-4	.000	139-242	.574	526	15.9	775	23.5
2007-08	31	239-426	.561	0-3	.000	100-175	.571	446	15.0	578	18.6
2008-09	37	236-418	.565	0-0	.000	116-201	.577	503	13.6	688	18.6
<b>TOTALS</b>	<b>137</b>	<b>1124-1941</b>	<b>.579</b>	<b>0-8</b>	<b>.000</b>	<b>481-880</b>	<b>.547</b>	<b>2034</b>	<b>14.8</b>	<b>2729</b>	<b>19.9</b>



# LETTERWINNERS

## A

Terri Adams.....1980  
 Angie Alexander.....1989-92  
 Lisa Allison.....1984-87  
 Jaimie Anderson.....1998-99  
 Yolanda Anderson.....1996  
 Laura Andrews.....2003-06  
 Julie Arrington.....1975-76

## B

Robyn Barkett.....1976  
 Mollie Barnes.....1975  
 Cathy Bassett.....1990-91  
 Toni Bayouth.....1976  
 Dawn Beachler.....1990  
 Ardathe Beers.....1982-84  
 Lisa Bittle.....1982  
 Sheri Black.....1992-95  
 Jana Brady.....1978  
 Jenny Bramer.....1997  
 Shonika Breedlove.....1997-98  
 Emily Britt.....2000-01  
 Lee Brock.....1985-88  
 Beth Brown.....1989  
 Britney Brown.....2004-07  
 Shontell Brown.....1997-98

## C

Julie Callan.....1986-87  
 Sharane Campbell-Olds.....2012-15  
 Toni Campbell.....1987-88  
 Gioya Carter.....2014-17  
 Lindsey Casey.....2002  
 LaNeisha Caufield.....1999-2002  
 Jelena Cerina.....2011-12  
 Dinah Christian.....1978  
 Debbie Clark.....1975-76  
 Lyndsey Cloman.....2010-11  
 Nikki Corcoran.....1993-96  
 Karen Coutts.....1979  
 Jennifer Cunningham.....1999-2001

## D

Stacey Dales.....1998-02  
 Barbie Daugherty.....1980  
 Lorna Derby-Goodnoh.....1977, 79  
 Sandy Douglas-Hetherington..1981-83  
 Marla Duncan.....1990-91  
 Chelsea Dungee.....2017  
 Tara Dunn.....2013  
 Portia Durrett.....2013-14

## E

T'ona Edwards.....2014-17  
 Toni Eldridge.....1983-84  
 Aaryn Ellenberg.....2011-14  
 Kelli Epps.....1988-92

## F

Janet Fajen.....1978-79  
 Jackie Farley.....1975  
 Shirley Fisher.....1983-85  
 Leslie Flemons.....1994-95  
 Cindy Foor.....1976  
 Gale Frazier.....1977  
 Janet Freeman-Southard..1979-82  
 Cecilia French.....1990-91

## G

Janet Gabriel.....1981  
 Cathy Gerdes.....1982  
 Felisha Gibbs.....2014  
 Jamie Graves.....1993-94  
 Vickie Green.....1985-86  
 Gabby Gregory.....2019-20  
 Susan Gregg.....1979  
 Nicole Griffin.....2011-14  
 Angi Guffy.....1992-95

## H

Jennifer Hajek.....1995-97  
 Shannon Hallahan.....1990-91  
 Rose Hammond.....2007-09  
 Whitney Hand.....2009-13  
 Kris Hanson.....1989-90  
 Sunny Hardeman.....1998-01  
 DaShawn Harden.....2012  
 Danielle Harper.....1997  
 Jasmine Hartman.....2009-11, 13  
 Amy Hightower.....1992-94  
 Erin Higgins.....2003-07  
 Caton Hill.....2000-04  
 Kelly Hill.....1984-85  
 Kari Holder.....1982-83  
 Morgan Hook.....2011-14  
 Amanda Hopkins.....1992  
 Jacquetta Hurley.....1983-86

## I

Kelli Inman.....1996-97  
 Dale Ivey.....1987-88

## J

Diannah Jackson.....2002-05  
 Sheri Jackson.....1976

Terry James.....1977  
 Jacqueline Jeffcoat.....2011-12  
 Cara Jenkins-Gresham.....1991  
 Jana Jobe.....1975  
 Barbara Johnson.....1979  
 Lori Johnson.....1991  
 Kim Jones.....1976  
 LaNae Jones.....1993-96

## K

Suzanne Kern.....1996  
 Olive Kehnemund.....1978  
 Shaya Kellogg.....2014-16  
 Nicole Kornet.....2013-15  
 Zuzana Krumlova.....1998-99

## L

Cindy Ladner.....1977  
 Cheri LaDue.....1980  
 Kelly Lam.....2005  
 Nydia Lampkin.....2019-20  
 Mary Lane.....1977, 1979  
 Mary Larchey.....1975  
 Gail Lashley.....1980  
 Crystal Lawson.....1993-94  
 Pam Lewis.....1977  
 Bonnie Little.....1976  
 Peyton Little.....2015-17  
 Ana Llanusa.....2018-20  
 Roxanne Long.....1994, 1996-98  
 Stephanie Luce.....2001-03

## M

Maddie Manning.....2013-18  
 Terry Marcum.....1978  
 Rhonda Matzke.....1990-91  
 Jamie Mayer.....2000  
 Etta Maytubby.....1993-96  
 Vickie McCann.....1978  
 Lynn McCurdy.....1981-84  
 Joanna McFarland.....2010-13  
 Molly McGuire.....1980-83  
 Margaret McKeon.....1987-88  
 Mandy Miller.....1984-85  
 Sharee Mitchum.....1992-95  
 Mildred Montgomery.....1976  
 Marta Moorman.....1978-79  
 Kendra Moore.....2004-07  
 Karen Morrison.....1980-81  
 Kodi Morrison.....2010-11  
 Jo Mosley.....1986-89  
 Jessi Murcer.....2019-20  
 Brenda Mullins.....1977  
 Nancy Mulkey.....2017  
 Kerri Mulry.....1990

# LETTERWINNERS



## N

Shelly Neeley ..... 1986-89  
Erika Notzke ..... 1986-89

## O

Ijeoma Odimgbe ..... 2016-19  
Abi Olajuwon ..... 2007-10  
Tina Ogden ..... 1988-89  
Jennifer Ogle ..... 1982-83  
Gabbi Ortiz ..... 2015-18

## P

Cay Papagolos ..... 1975  
Ashley Paris ..... 2006-09  
Courtney Paris ..... 2006-09  
Joyce Parker ..... 1978-81  
Saundra Parker ..... 1977  
Carla Pearson ..... 1980-83  
Shaina Pellington ..... 2018-19  
Pam Pennon ..... 1995-96  
Gileysa Penzo ..... 2016-19  
Vionise Pierre-Louis ..... 2015-18  
Jamie Phillips ..... 1995-97  
LaTrenda Phillips ..... 1984-87  
Cynthia Pickens ..... 1984-85  
Jenna Plumley ..... 2007-08  
Dana Posey ..... 1989-91  
Beky Preston ..... 2003-06

## R

Teresa Ray ..... 1978, 1980-81  
Morgan Rich ..... 2017  
Melissa Richie ..... 1992-95  
Whitney Richie ..... 2015  
Alice Roach ..... 1975  
Danielle Robinson ..... 2008-11  
Carlee Roethlisberger ..... 2008-11  
Taylor Robertson ..... 2019  
Tami Rogers ..... 1987, 1989-90  
Rosalind Ross ..... 2001-02  
Leah Rush ..... 2004-07  
Laura Rushing ..... 1987-90

## S

Krista Sanchez ..... 2004-07  
Ladanah Sanders ..... 1980-83  
Lori Schenk ..... 1996  
Erin Schreiber ..... 1981  
Theresa Jantzen ..... 2003  
Kate Scott ..... 2001-03  
Jadrea Seeley ..... 2000-01  
Shannon Selmon ..... 1999-2002  
Debbie Sheppard ..... 1977  
Lauren Shoush ..... 2002-05



» Jasmine Hartman lettered from 2009-13 and is the program's all-time leader in games played (143).

Stephanie Simon ..... 2001-03  
Mandy Simpson ..... 2018-20  
Robin Smith ..... 1990-91  
Susan Smith ..... 1977  
Miranda Stacy ..... 1997-99  
Nyeshia Stevenson ..... 2007-10  
Carin Stites ..... 1991-92  
Jo Stottsberry ..... 1976  
Viki Streets ..... 1985-86  
Vee Sutton ..... 1976  
Dee Dee Swan ..... 1982

## T

Jamie Talbert ..... 2001-02  
Desiree Taylor ..... 1998-01  
Tina Taylor ..... 1996-97  
Shelly Thomas ..... 1975  
Amanda Thompson ..... 2007-10  
McKenna Treece ..... 2015-17  
Annette Tucker ..... 1978  
Bonita Turner ..... 1981-84

## V

Misty Van Curen ..... 1993-95  
Tatum Veitenheimer ..... 2019  
Maria Villarroel ..... 2003-04  
Jenny Vining ..... 2008

## W

Mandy Wade ..... 1992-95  
Antoinette Wadsworth ..... 2003-05  
Nola Wainohu ..... 1999  
Casey Walker ..... 2003-05  
Elissa Walker ..... 1990-92  
Shelley Waller ..... 1980-83  
Lisa Watson ..... 1978

Sharon Webster ..... 1990-91  
Chelsi Welch ..... 2003-07  
Michelle West ..... 1986  
Phylesha Whaley ..... 1997-00  
Janet Whitehorse ..... 1976-77  
Susan Whitehorse ..... 1976-77  
LaDawn Whitlock ..... 1978  
Eden Williams ..... 2013  
Kaylon Williams ..... 2012-16  
LaNesia Williams ..... 2015-18  
Madi Williams ..... 2019-20  
Lauren Willis ..... 2008-11  
Terry Willis ..... 1984-88  
Aspen Williston ..... 2019  
Carolyn Winchester ..... 2006-09  
Kelley Workman ..... 1996-99  
Michele Workman ..... 1996-99  
Derica Wyatt ..... 2014-17

## Z

Pam Zachary ..... 1987-88  
Katherine Zander ..... 2012



# OU IN THE AP POLL

Following is a look at Oklahoma's week-by-week position in the AP poll since it began. Starting in the 2001-02 season, the AP provided a preseason (PS) poll. The organization does not release a post-NCAA Tournament poll.

Year	PS	1	2	3	4	5	6	7	8	9	10	11	12	13	14	15	16	17	18	19
1984-85	NP	-	-	-	-	-	-	-	-	-	19	19	-	-	-	-	-	-	-	-
1985-86	NP	-	17	15	14	16	15	13	11	14	14	16	17	16	15	15	19	-	-	-
1992-93	NP	-	-	-	-	-	-	-	-	-	-	-	-	-	23	-	-	-	-	-
1994-95	NP	-	-	-	-	-	-	-	-	-	-	-	-	25	24	-	25	25	-	-
1999-00	NP	-	-	-	-	-	-	-	-	-	-	-	25	23	22	17	18	24	21	18
2000-01	NP	14	14	12	19	15	17	20	22	19	17	13	12	10	10	10	8	7	7	7
2001-02	4	4	3	3	3	3	3	4	3	3	3	4	4	4	4	3	5	4	2	
2002-03	22	23	23	18	15	15	19	19	25	23	22	19	-	-	-	-	-	-	-	-
2003-04	21	21	19	16	14	13	15	15	15	15	15	20	-	-	24	23	17	19	11	
2004-05	22	22	21	-	-	-	-	-	-	-	-	-	-	-	-	-	-	-	-	-
2005-06	25	22	20	16	15	17	20	18	16	7	13	11	9	9	9	9	8	7		
2006-07	3	3	3	3	3	3	3	8	8	8	7	6	9	12	14	13	12	11	9	
2007-08	6	9	9	9	9	9	9	9	8	6	11	11	11	10	10	11	10	11	14	14
2008-09	4	2	4	6	5	6	5	5	4	3	3	2	2	2	2	2	3	4	4	
2009-10	13	20	20	16	16	15	13	14	14	13	13	11	13	12	11	11	11	12	12	
2010-11	10	11	11	11	13	12	15	15	19	15	14	13	13	14	14	16	18	21	21	
2011-12	13	13	12	18	24	-	-	-	-	-	-	-	-	-	-	-	-	-	-	-
2012-13	12	11	13	12	13	12	18	18	17	16	16	20	21	23	22	-	-	-	-	-
2013-14	11	11	10	18	17	20	20	25	25	RV	RV	-	RV	RV	RV	RV	RV	-	-	-
2014-15	RV	RV	RV	-	RV	RV	-	-	-	-	RV	24	RV	RV	RV	RV	RV	-	-	-
2015-16	17	17	21	21	17	17	18	17	14	19	19	21	20	21	20	23	24	24		
2016-17	16	16	13	12	19	20	20	24	20	22	20	20	18	19	19	16	19	22	23	
2017-18	22	21	RV	RV	RV	RV	RV	-	-	-	-	-	-	-	RV	RV	-	-	-	
2018-19	-	-	-	-	-	-	-	-	-	-	-	-	-	-	-	-	-	-	-	-

NP - No poll



» The 1999-00 Sooners became the first team in the Sherri Coale era to earn a spot in the AP poll. Since 2000, the Sooners have appeared at least once in the AP top 25 poll in all but one season.



# OU IN THE COACHES POLL



Following is a look at Oklahoma's week-by-week position in the USA Today Coaches poll since it began in the 1984-85 season. Starting in the 2000-01 season, USA Today provided a preseason (PS) poll.

Year	PS	1	2	3	4	5	6	7	8	9	10	11	12	13	14	15	16	17	18	19
1984-85	NP	-	21	20	21	21	22	23	-	-										
1985-86	NP	15	14	13	17	16	13	12	17	13	16	17	16	15	17	18	18			
1999-00	NP	-	-	-	-	-	-	-	-	-	25	22	20	25	22	21	22	13		
2000-01	17	13	18	16	15	17	17	16	15	13	12	11	10	8	8	7	7	10		
2001-02	5	5	4	4	4	4	4	5	3	2	2	4	4	3	3	3	5	4	2	2
2002-03	19	25	22	18	17	16	20	19	22	13	22	18	21	20	-	-	-	-	-	-
2003-04	21	22	20	17	16	15	16	16	16	16	15	21	24	24	22	23	19	20	13	18
2004-05	25	25	23	-	-	-	-	-	-	-	-	-	-	-	-	-	-	-	-	-
2005-06	25	22	23	19	17	15	16	20	16	16	17	14	13	12	9	9	8	8	8	8
2006-07	3	3	3	3	3	3	3	7	7	6	6	8	9	11	11	11	11	10	9	
2007-08	6	8	11	9	9	9	9	9	8	6	10	11	10	10	10	10	11	19		
2008-09	7	4	4	6	6	6	5	5	3	3	2	2	2	2	3	3	4	4		
2009-10	8	16	17	17	16	15	15	15	15	13	13	12	13	12	11	10	12	12	12	
2010-11	9	10	15	11	11	12	114	14	17	14	13	12	11	12	15	15	17	20	15	
2011-12	16	14	14	18	23	-	-	-	-	-	-	-	-	-	-	-	-	-	-	-
2012-13	14	11	13	12	12	13	18	17	16	14	14	19	20	19	19	25	-	-	-	23
2013-14	14	13	13	16	15	19	19	24	22	22	RV	RV	RV	RV	RV	RV	-	-	-	RV
2014-15	RV	RV	RV	-	RV	RV	-	-	-	-	RV	RV	RV	RV	RV	RV	RV	-	-	RV
2015-16	18	24	24	22	22	18	17	19	19	19	17	19	20	19	21	21	23	22	23	23
2016-17	16	16	12	12	20	22	21	24	24	25	20	20	22	20	19	16	19	20	21	
2017-18	21	21	21	RV	RV	-	-	-	-	-	-	-	-	-	-	-	-	-	-	-
2018-19	-	-	-	-	-	-	-	-	-	-	-	-	-	-	-	-	-	-	-	-
2019-20	-	-	-	-	-	-	-	-	-	-	-	-	-	-	-	-	-	-	-	-

NP - No poll



» The 2008-09 Sooners reached No. 2 in the USA Today Coaches Poll, matching OU's highest ranking ever.



# LLOYD NOBLE CENTER

## HOME COURT ADVANTAGE

It's recognized as one of the toughest gyms in college basketball and since Oklahoma women's basketball began playing in the Lloyd Noble Center in 1976, the Sooners have made plenty of memories there. Stacey Dales, Aaryn Ellenberg, Courtney Paris, Danielle Robinson and Phylesha Whaley are just a few that have graced the court and started for the Sooners.


It's where OU set a school record with 26 consecutive home wins during a three-year stretch from 1984-86. The Lloyd Noble Center has been the foundation of the program's significant growth since head coach Sherri Coale took the reins prior to the 1996-97 season.

Under Coale, the Sooners have won 214 games at home since the 2000-01 season. During the 2001-02 season, OU posted a perfect 12-0 record on its home floor for the first time in 16 seasons. The home court advantage has been evident with the Sooners for many years, ranking among the nation's best in yearly attendance for a number of seasons.

The Sooners are 413-149 all-time at the Lloyd Noble Center with over 1.6 million fans walking through the facility's doors.

## OU'S LARGEST VICTORY MARGINS AT LLOYD NOBLE CENTER

Margin	Score	Opponent	Date
+73	121-48	Central Arkansas	12-20-07
+72	121-49	Prairie View A&M	11-29-90
+70	105-35	Prairie View A&M	12-14-91
+66	103-37	Jackson State	12-7-98
+66	118-52	Arkansas Pine-Bluff	12-29-10
+64	89-25	North Carolina Central	1-4-09
+62	117-55	Sacramento State	11-13-11
+60	101-41	Prairie View A&M	12-12-92
+59	104-45	Oklahoma Baptist	11-30-78
+59	91-32	Tulsa	12-11-86
+59	105-46	UMES	12-15-13
+57	93-36	Arkansas State	12-2-07
+52	94-42	Tulsa	12-21-08
+51	99-48	Oral Roberts	2-10-94
+50	87-37	Oklahoma State	1-17-04
+50	100-50	San Diego	1-15-83
+50	110-60	Emporia State	1-4-84
+50	116-66	UTRGV	11-26-10



## » LNC YEARLY ATTENDANCE FIGURES

Year	Season Record	LNC Games	LNC Record	LNC Attend.	Attend. Avg.
1975-76	3-14	4	2-2	—	—
1976-77	4-20	8	1-7	—	—
1977-78	20-12	12	9-3	—	—
1978-79	13-16	10	5-5	—	—
1979-80	17-16	11	6-5	—	—
1980-81	21-11	9	9-0	—	—
1981-82	17-14	16	12-4	—	—
1982-83	17-11	16	14-2	—	—
1983-84	22-10	12	10-2	—	—
1984-85	23-7	12	12-0	—	—
1985-86	24-7	10	9-1	—	—
1986-87	18-10	11	8-3	—	—
1987-88	14-13	11	7-4	—	—
1988-89	11-16	10	5-5	—	—
1989-90	7-22	11	3-8	—	—
1990-91	10-18	12	7-5	—	—
1991-92	17-12	16	11-5	—	—
1992-93	12-15	11	6-5	—	—
1993-94	18-12	12	9-3	—	—
1994-95	22-9	11	9-2	—	—
1995-96	12-15	12	7-5	—	—
1996-97	5-22	9	1-8	18,084	842
1997-98	8-19	12	5-7	18,692	815
1998-99	15-14	13	10-3	20,257	1,192
1999-00	25-8	15	13-2	39,880	2,539
2000-01	28-6	12	11-1	40,169	6,530
2001-02	32-4	12	12-0	70,048	4,837
2002-03	19-13	12	8-4	63,560	4,352
2003-04	24-9	13	10-3	73,981	4,815
2004-05	17-13	13	9-4	74,032	5,098
2005-06	31-5	13	12-1	99,233	8,857
2006-07	28-5	12	10-2	125,732	10,979
2007-08	22-9	14	12-2	129,527	9,686
2008-09	32-5	16	15-1	140,564	8,159
2009-10	27-11	12	9-3	97,818	9,213
2010-11	23-12	17	15-2	93,322	6,207
2011-12	21-13	16	11-5	99,742	7,098
2012-13	24-11	17	13-4	102,061	6,123
2013-14	18-5	19	14-5	107,015	4,647
2014-15	21-12	13	12-1	68,636	4,115
2015-16	22-11	14	11-3	66,769	4,769
2016-17	23-10	16	14-2	67,200	4,200
2017-18	16-15	14	10-4	53,550	3,825
2018-19	8-22	14	6-8	50,651	3,617
2019-20	12-18	17	9-8	38,321	2,255
<b>Totals</b>	<b>825-576</b>	<b>546</b>	<b>413-149</b>	<b>1,691,374*</b>	<b>3,125*</b>

\*Attendance averages for Sherri Coale era



## » GRIFFIN FAMILY PERFORMANCE CENTER

Want to train at the nation's premier basketball facility for strength and performance? Oklahoma is the place for you.

NBA star Blake Griffin committed in August 2016 to help financially support the construction of the approximately 18,400-gross-square foot training center. The addition, which was built south of the men's and women's basketball's two existing practice gyms and helps enhance strength training facilities for both men's and women's programs, as well other Sooner student-athletes, is called the Griffin Family Performance Center. The approximate total cost of the project was \$7 million.

"We are grateful for Blake Griffin and his family for the mark they are leaving on the University of Oklahoma and our basketball programs," OU women's basketball head coach Sherri Coale. "Their generosity will impact OU student-athletes for years to come and give many unparalleled opportunities for success. This training facility will be help our student-athletes reach their full potential and allow our teams to continue to compete at a championship level."

"Being a Sooner is more than just what you do in competition," said Griffin, who was the 2009 consensus national player of the year and the No. 1 overall pick in that year's NBA Draft. "I am thankful to have had the opportunity to play OU basketball, which has a legacy of people that have made it great. College is such a critical time in an athlete's playing career and it's my honor to help give the men's and women's teams the resources and technology that will give them the best opportunity to succeed. I am humbled that OU has chosen to name this facility after me, and I am really excited to see this high-performance training center come to life."

The Griffin Family Performance Center is the first of its kind among the nation's collegiate basketball programs. Some of the many features include basketball training courts, free weights, indoor turf, outdoor turf with sand pit, spaces for plyometric and cardiovascular training, cardio and strength testing, locker rooms, an exam and recovery area, a fueling station, a multi-purpose room and overhead fresh-air doors.





# YEAR-BY-YEAR ROSTERS

## 2019-20

0	Jessi Murcer	G	5-7	So.	Moore, Okla.
3	Mandy Simpson	F	6-0	Jr.	Boise, Idaho
12	Gabby Gregory	G	6-0	Fr.	Tulsa, Okla.
13	Chloe Bloom	F/C	6-3	RS-Fr.	Sydney, Australia
21	Nydia Lampkin	F	6-3	So.	Palm Bay, Fla.
22	Ana Llanusa	G	6-0	Jr.	Choctaw, Okla.
23	Ashlynn Dunbar	G	6-0	RS-Jr.	Seabrook, Texas
25	Madi Williams	G/F	6-0	So.	Fort Worth, Texas
30	Taylor Robertson	G	5-7	So.	McPherson, Kan.
31	Aspen Williston	C	6-4	So.	Broken Bow, Okla.
32	Tatum Veitenheimer	G	5-8	So.	Windthorst, Texas
34	Liz Scott	F	6-2	Fr.	Tomball, Texas

## 2018-19

0	Jessi Murcer	G	5-7	Fr.	Moore, Okla.
3	Mandy Simpson	F	6-0	So.	Boise, Idaho
4	Clary Donica	F	6-0	Fr.	Ardmore, Okla.
12	Gileysa Penzo	G	5-9	RSO.	Guaynabo, P.R.
14	Shaina Pellington	G	5-7	So.	Pickering, Ontario
21	Nydia Lampkin	F	6-3	Fr.	Palm Bay, Fla.
22	Ana Llanusa	G	6-0	So.	Choctaw, Okla.
24	Ijeoma Odimgbe	F	6-4	Sr.	Savannah, Ga.
25	Madi Williams	G/F	6-0	Fr.	Fort Worth, Texas
30	Taylor Robertson	G	5-7	Fr.	McPherson, Kan.
31	Aspen Williston	C	6-4	Fr.	Broken Bow, Okla.
32	Tatum Veitenheimer	G	5-8	Fr.	Windthorst, Texas

## 2017-18

0	Vionise Pierre-Louis	C	6-4	Sr.	Lake Worth, Fla.
1	LaNesia Williams	G	5-7	Sr.	Oklahoma City, Okla.
3	Mandy Simpson	F	6-1	Fr.	Boise, Idaho
11	Morgan Rich	G	5-10	RSO.	Scottsville, Ky.
12	Gileysa Penzo	G	5-9	RJr.	Guaynabo, P.R.
14	Shaina Pellington	G	5-7	Fr.	Pickering, Ontario
21	Gabbi Ortiz	G	5-9	Sr.	Racine, Wis.
22	Ana Llanusa	G	6-0	Fr.	Choctaw, Okla.
23	Maddie Manning	G	6-2	Gr.	Ankeny, Iowa
24	Ijeoma Odimgbe	F	6-4	Jr.	Savannah, Ga.
30	McKenna Treece	C	6-4	Sr.	St. Peters, Mo.

## 2016-17

0	Vionise Pierre-Louis	C	6-4	Jr.	Lake Worth, Fla.
1	LaNesia Williams	G	5-7	Jr.	Oklahoma City, Okla.
2	T'ona Edwards	G	5-5	Sr.	Spencer, Okla.
3	Derica Wyatt	G	5-10	Sr.	Brentwood, Tenn.
10	Peyton Little	G	5-11	RSr.	Abilene, Texas
11	Morgan Rich	G	5-10	RFr.	Scottsville, Ky.
12	Gileysa Penzo	G	5-9	RSO.	Guaynabo, P.R.
21	Gabbi Ortiz	G	5-9	Jr.	Racine, Wis.
22	Shaya Kellogg	F	6-2	Sr.	Ames, Iowa
23	Maddie Manning	G	6-2	RSr.	Ankeny, Iowa
24	Ijeoma Odimgbe	F	6-4	So.	Savannah, Ga.
25	Gioya Carter	G	5-9	Sr.	Midwest City, Okla.
30	McKenna Treece	C	6-4	Jr.	St. Peters, Mo.
32	Nancy Mulkey	C	6-9	Fr.	Cypress, Texas
33	Chelsea Dungee	G	5-11	Fr.	Sapulpa, Okla.

## 2015-16

0	Vionise Pierre-Louis	C	6-4	So.	Lake Worth, Fla.
1	Morgan Rich	G	5-10	Fr.	Scottsville, Ky.
2	T'ona Edwards	G	5-5	Jr.	Spencer, Okla.
10	Peyton Little	G	5-11	RJr.	Abilene, Texas
11	Derica Wyatt	G	5-10	Jr.	Brentwood, Tenn.
12	Gileysa Penzo	G	5-9	RFr.	Guaynabo, P.R.
21	Gabbi Ortiz	G	5-9	So.	Racine, Wis.
22	Shaya Kellogg	F	6-2	Jr.	Ames, Iowa
23	Maddie Manning	G	6-2	RJr.	Ankeny, Iowa
24	Ijeoma Odimgbe	F	6-4	Fr.	Savannah, Ga.
25	Gioya Carter	G	5-9	Jr.	Midwest City, Okla.
30	McKenna Treece	C	6-4	So.	St. Peters, Mo.
32	LaNesia Williams	G	5-7	So.	Oklahoma City, Okla.
42	Kaylon Williams	F	6-3	RSr.	Midwest City, Okla.

## 2014-15

0	Vionise Pierre-Louis	C	6-4	Fr.	Lake Worth, Fla.
1	Nicole Kornet	G	6-1	Jr.	Lantana, Texas
2	T'ona Edwards	G	5-5	So.	Spencer, Okla.
10	Peyton Little	G	5-11	RSO.	Abilene, Texas
11	Derica Wyatt	G	5-10	So.	Brentwood, Tenn.
12	Gileysa Penzo	G	5-9	Fr.	Guaynabo, P.R.
13	Whitney Ritchie	G	5-8	Sr.	Oklahoma City, Okla.
21	Gabbi Ortiz	G	5-9	Fr.	Racine, Wis.
22	Shaya Kellogg	F	6-2	So.	Ames, Iowa
23	Maddie Manning	G	6-2	RSO.	Ankeny, Iowa
24	Sharane Campbell-Olds	G	5-10	Sr.	Spencer, Okla.
25	Gioya Carter	G	5-9	So.	Midwest City, Okla.
30	McKenna Treece	C	6-4	Fr.	St. Peters, Mo.
32	LaNesia Williams	G	5-7	Fr.	Oklahoma City, Okla.
42	Kaylon Williams	F	6-3	RJr.	Midwest City, Okla.

## 2013-14

1	Nicole Kornet	G	6-1	So.	Lantana, Texas
2	T'ona Edwards	G	5-5	Fr.	Spencer, Okla.
3	Aaryn Ellenberg	G	5-7	Sr.	Las Vegas, Nev.
4	Nicole Griffin	C	6-6	Sr.	Milwaukee, Wis.
10	Morgan Hook	G	5-10	Sr.	Lowell, Ark.
11	Derica Wyatt	G	5-10	Fr.	Brentwood, Tenn.
22	Shaya Kellogg	F	6-2	Fr.	Ames, Iowa
23	Maddie Manning	G	6-2	RFr.	Ankeny, Iowa
24	Sharane Campbell	G	5-10	Jr.	Spencer, Okla.
25	Gioya Carter	G	5-9	Fr.	Midwest City, Okla.
30	Peyton Little	G	5-11	So.	Abilene, Texas
31	Portia Durrett	F	6-1	Sr.	Louisville, Ky.
42	Kaylon Williams	F	6-3	RSO.	Midwest City, Okla.
43	Felisha Gibbs	F	6-2	Fr.	Parkin, Ark.



» Joanna McFarland averaged 10.5 rebounds per game during the 2012-13 season, which ranks sixth in OU single-season history.

# YEAR-BY-YEAR ROSTERS



## 2012-13

1	Nicole Kornet	G	6-1	Fr.	Lantana, Texas
3	Aaryn Ellenberg	G	5-7	Jr.	Las Vegas, Nev.
4	Nicole Griffin	C	6-6	Jr.	Milwaukee, Wis.
10	Morgan Hook	G	5-10	Jr.	Lowell, Ark.
23	Maddie Manning	G	6-2	Fr.	Ankeny, Iowa
24	Sharane Campbell	G	5-10	So.	Spencer, Okla.
25	Whitney Hand	G	6-1	RSr.	Fort Worth, Texas
31	Portia Durrett	F	6-1	Jr.	Louisville, Ky.
33	Eden Williams	G	5-3	RSo.	Amarillo, Texas
42	Kaylon Williams	F	6-3	So.	Midwest City, Okla.
43	Tara Dunn	F	6-2	RFr.	Poth, Texas
44	Lyndsey Cloman	C	6-3	RJr.	San Antonio, Texas
45	Jasmine Hartman	G	5-10	RSr.	Houston, Texas
53	Joanna McFarland	F/C	6-3	Sr.	Derby, Kan.

## 2011-12

3	Aaryn Ellenberg	G	5-7	So.	Las Vegas, Nev.
4	Nicole Griffin	C	6-6	So.	Milwaukee, Wis.
10	Morgan Hook	G	5-10	So.	Lowell, Ark.
12	Jelena Cerina	C	6-5	Sr.	Vrsac, Serbia
20	Katherine Zander	F	6-4	Fr.	Orange Park, Fla.
22	DaShawn Harden	G	5-9	Fr.	Olathe, Kan.
24	Sharane Campbell	G	5-10	Fr.	Spencer, Okla.
25	Whitney Hand	G	6-1	RJr.	Fort Worth, Texas
34	Jacqueline Jeffcoat	F	6-2	So.	Plano, Texas
42	Kaylon Williams	F	6-3	Fr.	Midwest City, Okla.
44	Lyndsey Cloman	F/C	6-3	Jr.	San Antonio, Texas
45	Jasmine Hartman	G	5-10	Sr.	Houston, Texas
53	Joanna McFarland	F/C	6-3	Jr.	Derby, Kan.

## 2010-11

3	Aaryn Ellenberg	G	5-7	Fr.	Las Vegas, Nev.
4	Nicole Griffin	C	6-6	Fr.	Milwaukee, Wis.
10	Carlee Roethlisberger	F	6-1	Sr.	Findlay, Ohio
12	Jelena Cerina	C	6-5	Jr.	Vrsac, Serbia
13	Danielle Robinson	G	5-9	Sr.	San Jose, Calif.
14	Lauren Willis	G	5-11	Sr.	Overland Park, Kan.
22	Morgan Hook	G	5-10	Fr.	Lowell, Ark.
25	Whitney Hand	G	6-1	RSo.	Fort Worth, Texas
31	Kodi Morrison	G	5-8	So.	Seminole, Okla.
34	Jacqueline Jeffcoat	F/C	6-2	Fr.	Plano, Texas
44	Lyndsey Cloman	F/C	6-3	So.	San Antonio, Texas
45	Jasmine Hartman	G	5-10	Jr.	Houston, Texas
53	Joanna McFarland	F/C	6-3	So.	Derby, Kan.

## 2009-10

1	Nyeshia Stevenson	F	5-9	Sr.	Little Rock, Ark.
10	Carlee Roethlisberger	F	6-1	Jr.	Findlay, Ohio
13	Danielle Robinson	G	5-9	Jr.	San Jose, Calif.
14	Lauren Willis	G	5-11	Jr.	Overland Park, Kan.
21	Amanda Thompson	F	6-0	Sr.	Chicago, Ill.
25	Whitney Hand	G	6-1	So.	Fort Worth, Texas
31	Kodi Morrison	G	5-8	Fr.	Varnum, Okla.
34	Abi Olajuwon	C	6-4	Sr.	Los Angeles, Calif.
44	Lyndsey Cloman	C	6-2	Fr.	San Antonio, Texas
45	Jasmine Hartman	G	5-11	So.	Houston, Texas
53	Joanna McFarland	F/C	6-3	Fr.	Derby, Kan.

## 2008-09

1	Nyeshia Stevenson	F	5-9	Jr.	Little Rock, Ark.
3	Courtney Paris	C	6-4	Sr.	Piedmont, Calif.
4	Abi Olajuwon	C	6-4	Jr.	Los Angeles, Calif.
5	Ashley Paris	F	6-3	Sr.	Piedmont, Calif.
10	Carlee Roethlisberger	F	6-1	So.	Findlay, Ohio
13	Danielle Robinson	G	5-9	So.	San Jose, Calif.
14	Lauren Willis	G	5-11	So.	Overland Park, Kan.
15	Carolyn Winchester	F/C	5-11	Sr.	Washington, Okla.
21	Amanda Thompson	F	6-0	Jr.	Chicago, Ill.
25	Whitney Hand	G	6-1	Fr.	Fort Worth, Texas
31	Rose Hammond	G	5-9	Jr.	Depew, Okla.
45	Jasmine Hartman	G	5-11	Fr.	Houston, Texas
53	Jenny Vining	G	5-9	So.	Marshall, Ark.

## 2007-08

1	Nyeshia Stevenson	F	5-9	So.	Little Rock, Ark.
2	Jenny Vining	G	5-9	Fr.	Marshall, Ark.
3	Courtney Paris	C	6-4	Jr.	Piedmont, Calif.
4	Abi Olajuwon	C	6-4	So.	Los Angeles, Calif.
5	Ashley Paris	F/C	6-3	Jr.	Piedmont, Calif.
10	Carlee Roethlisberger	F	6-1	Fr.	Findlay, Ohio
11	Jenna Plumley	G	5-4	So.	Red Rock, Okla.
13	Danielle Robinson	G	5-9	Fr.	San Jose, Calif.
14	Lauren Willis	G	5-11	Fr.	Overland Park, Kan.
15	Carolyn Winchester	F/C	5-11	Jr.	Washington, Okla.
21	Amanda Thompson	F	6-0	So.	Chicago, Ill.
31	Rose Hammond	G	5-9	So.	Depew, Okla.

## 2006-07

1	Nyeshia Stevenson	F	5-9	Fr.	Little Rock, Ark.
3	Courtney Paris	C	6-4	So.	Piedmont, Calif.
4	Abi Olajuwon	C	6-3	Fr.	Los Angeles, Calif.
5	Ashley Paris	F	6-3	So.	Piedmont, Calif.
11	Jenna Plumley	PG	5-4	Fr.	Red Rock, Okla.
15	Carolyn Winchester	F	5-11	So.	Washington, Okla.
20	Kendra Moore	PG	5-5	Sr.	Ardmore, Okla.
21	Amanda Thompson	F	6-0	Fr.	Chicago, Ill.
22	Chelsi Welch	G	5-9	Sr.	Plainview, Texas
24	Leah Rush	F	6-1	Sr.	Amarillo, Texas
31	Rose Hammond	G	5-9	Fr.	Depew, Okla.
32	Krista Sanchez	F	6-1	Sr.	Springdale, Ark.
33	Britney Brown	PG	5-8	Sr.	Norman, Okla.
34	Erin Higgins	G	5-9	Sr.	Oklahoma City, Okla.

## 2005-06

3	Courtney Paris	C	6-4	Fr.	Piedmont, Calif.
5	Ashley Paris	C/F	6-3	Fr.	Piedmont, Calif.
11	Laura Andrews	G/F	6-3	Sr.	Washington, Okla.
14	Beky Preston	C	6-3	Sr.	Albuquerque, N.M.
15	Carolyn Winchester	F	5-11	Fr.	Washington, Okla.
20	Kendra Moore	G	5-5	Jr.	Ardmore, Okla.
22	Chelsi Welch	G	5-9	Jr.	Plainview, Texas
24	Leah Rush	F	6-1	Jr.	Amarillo, Texas
32	Krista Sanchez	F	6-1	Jr.	Springdale, Ark.
33	Britney Brown	G	5-8	Jr.	Norman, Okla.
34	Erin Higgins	G	5-9	Jr.	Oklahoma City, Okla.



# YEAR-BY-YEAR ROSTERS

## 2004-05

0	Chelsi Welch	G	5-9	So.	Plainview, Texas
11	Laura Andrews	G/F	6-0	Jr.	Washington, Okla.
12	Lauren Shoush	G	5-11	Sr.	Oklahoma City
14	Beky Preston	C	6-3	Jr.	Albuquerque, N.M.
15	Kelly Lam	C	6-3	Fr.	Milwaukee, Wis.
20	Kendra Moore	G	5-5	So.	Ardmore, Okla.
24	Leah Rush	F	6-1	So.	Amarillo, Texas
31	Antoinette Wadsworth	F	5-11	Jr.	Grand Prairie, Texas
32	Krista Sanchez	F	6-1	So.	Springdale, Ark.
33	Britney Brown	G	5-8	So.	Norman, Okla.
34	Erin Higgins	G	5-9	So.	Oklahoma City
35	Dionnah Jackson	G	5-9	Sr.	St. Louis, Mo.
50	Casey Walker	C	6-3	So.	Houston, Texas

## 2003-04

0	Chelsi Welch	G	5-9	So.	Plainview, Texas
5	Maria Villarroel	G	5-8	Sr.	Margarita, Venezuela
10	Caton Hill	F	6-1	Sr.	Ada, Okla.
11	Laura Andrews	G	6-0	So.	Washington, Okla.
12	Lauren Shoush	G	5-11	Jr.	Oklahoma City
14	Beky Preston	C	6-3	So.	Albuquerque, N.M.
20	Kendra Moore	G	5-5	Fr.	Ardmore, Okla.
24	Leah Rush	F	6-1	Fr.	Amarillo, Texas
31	Antoinette Wadsworth	F	5-11	So.	Grand Prairie, Texas
32	Krista Sanchez	F	6-1	Fr.	Springdale, Ark.
33	Britney Brown	G	5-8	Fr.	Norman, Okla.
34	Erin Higgins	G	5-9	Fr.	Oklahoma City
35	Dionnah Jackson	G	5-9	Jr.	St. Louis, Mo.
50	Casey Walker	C	6-3	Fr.	Houston, Texas

## 2002-03

0	Chelsi Welch	G	5-9	Fr.	Plainview, Texas
4	Stephanie Luce	G	5-6	So.	Southlake, Texas
5	Maria Villarroel	G	5-8	Jr.	Margarita, Venezuela
10	Caton Hill	F	6-1	Jr.	Ada, Okla.
11	Stephanie Simon	G	6-0	Jr.	Clinton, Okla.
12	Lauren Shoush	G	5-11	Fr.	Oklahoma City
14	Beky Preston	C	6-3	Fr.	Albuquerque, N.M.
22	Theresa Jantzen	F/C	6-3	Jr.	Medicine Hat, Alberta
31	Antoinette Wadsworth	G/F	5-11	Fr.	Grand Prairie, Texas
33	Laura Andrews	G/F	6-0	Fr.	Washington, Okla.
34	Erin Higgins	G	5-9	Fr.	Oklahoma City
35	Dionnah Jackson	G	5-9	Fr.	St. Louis, Mo.
50	Casey Walker	C	6-3	Fr.	Houston, Texas
51	Kate Scott	G	5-10	Jr.	Kansas City, Kan.

## 2001-02

4	Stephanie Luce	G	5-6	So.	Southlake, Texas
10	Caton Hill	F	6-1	Jr.	Ada, Okla.
11	Stephanie Simon	G	6-0	Jr.	Clinton, Okla.
12	Lauren Shoush	G	5-11	Fr.	Oklahoma City
15	Jennifer Cunningham	C	6-3	Sr.	Kingston, Ontario
20	LaNeishea Caufield	G	5-9	Sr.	Ada, Okla.
21	Stacey Dales	G	6-0	Sr.	Brockville, Ontario
22	Theresa Jantzen	F/C	6-3	Jr.	Medicine Hat, Alberta
31	Antoinette Wadsworth	G/F	5-11	Fr.	Grand Prairie, Texas
33	Rosalind Ross	G	5-9	Sr.	Milwaukee, Wis.
35	Dionnah Jackson	G	5-9	Fr.	St. Louis, Mo.
40	Shannon Selmon	F	6-1	Sr.	Norman, Okla.
42	Lindsey Casey	F	6-1	Fr.	Longview, Texas
45	Jamie Talbert	F	6-2	Sr.	Elkhart, Kan.
51	Kate Scott	G	5-10	Jr.	Kansas City, Kan.



» Rosalind Ross was named to the 2002 Final Four All-Tournament Team and drafted by the Los Angeles Sparks in the first round of the WNBA Draft that same year. Ross had 26 points and 10 rebounds in OU's 86-71 win over Duke to help the Sooners advance to the 2002 national championship game.

## 2000-01

00	Desiree Taylor	F	6-1	Sr.	Richardson, Texas
10	Caton Hill	F	6-1	So.	Ada, Okla.
11	Stephanie Simon	G	6-0	So.	Clinton, Okla.
13	Sunny Hardeman	G	5-7	Sr.	Norman, Okla.
14	Stephanie Luce	G	5-6	Fr.	Southlake, Texas
15	Jennifer Cunningham	C	6-3	Jr.	Kingston, Ontario
20	LaNeishea Caufield	G	5-9	Jr.	Ada, Okla.
21	Stacey Dales	G	6-0	Jr.	Brockville, Ontario
23	Jadrea Seeley	G	6-1	So.	Bethel, Okla.
32	Emily Britt	F	6-0	So.	Granbury, Texas
33	Rosalind Ross	G	5-9	Jr.	Milwaukee, Wis.
40	Shannon Selmon	F	6-1	Jr.	Norman, Okla.
45	Jamie Talbert	F	6-2	Jr.	Elkhart, Kan.
51	Kate Scott	G	5-10	So.	Kansas City, Kan.

## 1999-00

00	Desiree Taylor	F	6-1	Jr.	Richardson, Texas
4	Jessica Rhoten	F/C	6-3	Jr.	Enid, Okla.
10	Caton Hill	F	6-1	Fr.	Ada, Okla.
11	Stephanie Simon	G	6-0	Fr.	Clinton, Okla.
12	Angye Tilley	G	5-9	Fr.	Bristow, Okla.
13	Sunny Hardeman	G	5-7	Jr.	Norman, Okla.
15	Jennifer Cunningham	C	6-3	So.	Kingston, Ontario
20	LaNeishea Caufield	G	5-9	So.	Ada, Okla.
21	Stacey Dales	G	6-0	So.	Brockville, Ontario
23	Jadrea Seeley	G	6-2	Fr.	Bethel, Okla.
32	Emily Britt	F	6-0	Fr.	Granbury, Texas
33	Kate Scott	F	5-10	Fr.	Overland Park, Kan.
34	Phylesha Whaley	F	5-10	Sr.	Slaton, Texas
40	Shannon Selmon	F	6-1	So.	Norman, Okla.
43	Jamie Mayer	G	5-9	Fr.	Elk City, Okla.

## 1998-99

00	Desiree Taylor	F	6-1	So.	Richardson, Texas
11	Miranda Stacy	F	5-8	Jr.	Tulsa, Okla.
13	Sunny Hardeman	G	5-7	So.	Norman, Okla.
14	Jamie Anderson	C	6-3	Sr.	Epping, Australia
15	Jennifer Cunningham	C	6-3	Fr.	Kingston, Ontario
20	LaNeishea Caufield	G	5-9	Fr.	Ada, Okla.
21	Stacey Dales	G	6-0	Fr.	Brockville, Ontario
22	Michele Workman	F	5-11	Sr.	Chickasha, Okla.
24	Zuzana Krumlova	C	6-4	So.	Prague, Czech Republic
31	Nola Wainohu	F	5-10	Jr.	Hamilton, N.Z.
32	Kelley Workman	F	5-11	Sr.	Chickasha, Okla.
34	Phylesha Whaley	F	5-10	Jr.	Slaton, Texas
40	Shannon Selmon	F	6-1	Fr.	Norman, Okla.

# YEAR-BY-YEAR ROSTERS



## 1997-98

00 Desiree Taylor	F	6-1	Fr.	Richardson, Texas
3 Shonika Breedlove	G	5-7	Sr.	Muskogee, Okla.
4 Shontell Brown	G	5-6	So.	Denver, Colo.
10 Roxanne Long	G	5-8	Sr.	Corvallis, Ore.
11 Miranda Stacy	F	5-8	Jr.	Tulsa, Okla.
13 Sunny Hardeman	G	5-7	Fr.	Norman, Okla.
14 Jamie Anderson	C	6-3	Jr.	Epping, Australia
21 Stacey Dales	G/F	6-0	Fr.	Brockville, Ontario
22 Michele Workman	F	5-11	Jr.	Chickasha, Okla.
24 Zuzana Krumlova	C	6-4	Fr.	Prague, Czech Republic
32 Kelley Workman	F	5-11	Jr.	Chickasha, Okla.
34 Phylesha Whaley	F	5-10	So.	Slaton, Texas

## 1996-97

3 Shonika Breedlove	G	5-7	Jr.	Muskogee, Okla.
4 Shontell Brown	G	5-6	Fr.	Denver, Colo.
10 Roxanne Long	G	5-8	Jr.	Corvallis, Ore.
12 Suzanne Kern	C	6-2	Fr.	Jenks, Okla.
15 Jennifer Hajek	G	5-7	Jr.	Hennessey, Okla.
22 Michele Workman	F	5-11	So.	Chickasha, Okla.
23 Jamie Phillips	C	6-2	Jr.	Sallisaw, Okla.
24 Tina Taylor	F	6-0	Sr.	Vian, Okla.
25 Yolanda Anderson	C	6-2	Sr.	Lincolntonville, S.C.
32 Kelley Workman	F	5-11	So.	Chickasha, Okla.
33 Jenny Bramer	G	5-8	Sr.	Omaha, Neb.
34 Phylesha Whaley	F	5-10	Fr.	Slaton, Texas
44 Kelli Inman	F	6-0	So.	Ringwood, Okla.

## 1995-96

3 Lori Schenk	F	5-11	Fr.	Watonga, Okla.
5 Kendra Panther	G	5-8	Fr.	Rapid City, S.D.
10 Roxanne Long	G	5-8	So.	Corvallis, Ore.
15 Jennifer Hajek	G	5-7	So.	Hennessey, Okla.
20 Nikki Corcoran	F	5-10	Sr.	Bethel, Okla.
21 LaNae Jones	C	6-5	Sr.	Kaufman, Texas
22 Pam Pennon	G	5-6	Sr.	Eagletown, Okla.
23 Jamie Phillips	C	6-2	So.	Sallisaw, Okla.
24 Tina Taylor	F	6-0	Jr.	Vian, Okla.
25 Yolanda Anderson	C	6-2	Jr.	Lincolntonville, S.C.
31 Leslie Flemons	F	6-1	Jr.	Altus, Okla.
32 Etta Maytubby	F	5-11	Sr.	Del City, Okla.
33 Kelley Workman	F	5-11	Fr.	Chickasha, Okla.
34 Michele Workman	F	5-11	Fr.	Chickasha, Okla.
44 Kelli Inman	F	6-0	Fr.	Ringwood, Okla.

## 1994-95

10 Roxanne Long	G	5-7	So.	Corvallis, Ore.
11 Melissa Richie	G	5-8	Jr.	Jay, Okla.
12 Stephanie Chandler	F	6-0	Jr.	Tulsa, Okla.
13 Mandy Wade	C	6-3	Sr.	Ringling, Okla.
15 Jennifer Hajek	G	5-7	Fr.	Hennessey, Okla.
20 Nikki Corcoran	G/F	5-10	Jr.	Bethel, Okla.
21 LaNae Jones	C	6-5	Jr.	Kaufman, Texas
22 Pam Pennon	G	5-6	Jr.	Eagletown, Okla.
23 Jamie Phillips	C	6-2	Fr.	Sallisaw, Okla.
24 Sharee Mitchum	G/F	5-10	Sr.	Muskogee, Okla.
30 Malisa Daniel	C	6-4	Fr.	Prague, Okla.
31 Leslie Flemons	F	6-1	So.	Altus, Okla.
32 Etta Maytubby	F	5-11	Jr.	Del City, Okla.
33 Misty Van Curen	G	5-8	Jr.	Mustang, Okla.
43 Sheri Black	F	6-0	Sr.	Dale, Okla.
44 Angie Guffy	F	6-2	Sr.	Ringwood, Okla.

## 1993-94

10 Roxanne Long	G	5-7	Fr.	Corvallis, Ore.
11 Melissa Richie	G	5-8	Jr.	Jay, Okla.
13 Mandy Wade	C	6-3	Jr.	Ringling, Okla.
14 Crystal Lawson	G	5-8	So.	Jenks, Okla.
20 Nikki Corcoran	G/F	5-10	So.	Bethel, Okla.
21 LaNae Jones	C	6-5	So.	Kaufman, Texas
23 Jamie Graves	G	5-8	Sr.	Ponca City, Okla.
24 Sharee Mitchum	G/F	5-10	Jr.	Muskogee, Okla.
25 Amy Hightower	F	5-10	Jr.	Piedmont, Okla.
31 Leslie Flemons	F	6-1	Fr.	Altus, Okla.
32 Etta Maytubby	F	5-11	So.	Del City, Okla.
33 Misty Van Curen	G	5-8	So.	Mustang, Okla.
43 Sheri Black	F	6-0	Jr.	Dale, Okla.
44 Angie Guffy	F	6-2	Jr.	Ringwood, Okla.

## 1992-93

11 Melissa Richie	G	5-8	So.	Jay, Okla.
13 Mandy Wade	C	6-3	So.	Ringling, Okla.
14 Crystal Lawson	G	5-8	Jr.	Jenks, Okla.
20 Nikki Corcoran	G/F	5-10	Fr.	Bethel, Okla.
21 LaNae Jones	C	6-5	Fr.	Kaufman, Texas
23 Jamie Graves	G	5-8	Jr.	Ponca City, Okla.
24 Sharee Mitchum	G/F	5-10	So.	Muskogee, Okla.
25 Amy Hightower	F	5-10	So.	Piedmont, Okla.
31 Leslie Flemons	F	6-1	Fr.	Altus, Okla.
32 Etta Maytubby	F	5-11	So.	Del City, Okla.
33 Misty Van Curen	G	5-8	Fr.	Mustang, Okla.
40 J'Anna Williams	C	6-2	Fr.	Jenks, Okla.
43 Sheri Black	F	6-0	So.	Dale, Okla.
44 Angie Guffy	F	6-2	So.	Ringwood, Okla.

## 1991-92

11 Melissa Richie	F	5-7	Fr.	Jay, Okla.
13 Mandy Wade	F	6-3	Fr.	Ringling, Okla.
20 Amanda Hopkins	G	5-8	Jr.	Woodward, Okla.
22 Angie Alexander	G	5-11	Sr.	Preston, Okla.
23 Carin Stites	G	5-9	Sr.	Adair, Okla.
24 Sharee Mitchum	F	5-10	Fr.	Muskogee, Okla.
25 Amy Hightower	G	5-10	Fr.	Piedmont, Okla.
30 Elissa Walker	F	6-1	Sr.	Great Falls, Mont.
32 Sharon Webster	F	6-0	Jr.	Midwest City, Okla.
34 Yakini Wilson	G	5-8	Fr.	Oklahoma City
40 Kelli Epps	F	5-11	Sr.	Bartlesville, Okla.
43 Sheri Black	F	6-0	Fr.	Dale, Okla.
44 Angie Guffy	F	6-2	Fr.	Ringwood, Okla.
55 Connie Bodine	F	5-11	Fr.	Derby, Kan.

## 1990-91

10 Cecilia Harge	F	5-10	So.	Albuquerque, N.M.
11 Cara Jenkins-Gresham	G	5-4	Fr.	Oklahoma City
20 Amanda Hopkins	G	5-7	Jr.	Woodward, Okla.
22 Angie Alexander	G/F	5-11	Jr.	Preston, Okla.
23 Robin Smith	G	5-9	So.	Troy, Mo.
24 Dana Posey	G	5-7	Jr.	Ardmore, Okla.
30 Elissa Walker	F	6-1	Jr.	Great Falls, Mont.
31 Lori Johnson	G	5-8	So.	Anadarko, Okla.
32 Sharon Webster	F	6-0	So.	Midwest City, Okla.
33 Rhonda Matzke	G	5-8	So.	Silver Lake, Kan.
34 Kris Hanson	F/C	6-2	Jr.	Yorkshire, N.Y.
40 Kelli Epps	G/F	5-11	Jr.	Bartlesville, Okla.
43 Carin Stites	G	5-9	Jr.	Adair, Okla.
44 Marla Duncan	F	5-10	Sr.	Millwaukee, Wis.
50 Cathy Bassett	F	6-0	Sr.	Sanborn, Minn.
53 Shannon Hallahan	C	6-2	So.	Fremont, Calif.



# YEAR-BY-YEAR ROSTERS

## 1989-90

00 Shannon Hallahan	C	6-2	Fr.	Fremont, Calif.
12 Laura Rushing	G	5-8	Sr.	Claremore, Okla.
13 Dawn Bleacher	F	5-10	Fr.	Moore, Okla.
21 Cathy Bassett	F	6-0	Jr.	Sanborn, Minn.
22 Angie Alexander	G/F	5-11	So.	Preston, Okla.
23 Robin Smith	G	5-9	Fr.	Troy, Mo.
24 Dana Posey	G	5-7	So.	Ardmore, Okla.
30 Elissa Walker	F	6-1	So.	Great Falls, Mont.
32 Sharon Webster	F	6-0	Fr.	Midwest City, Okla.
33 Rhonda Matzke	G	5-8	Fr.	Silver Lake, Kan.
34 Kris Hanson	F/C	6-2	So.	Yorkshire, N.Y.
40 Kelli Epps	G/F	5-11	Jr.	Bartlesville, Okla.
42 Tami Rogers	F/G	5-9	Sr.	Mont Belvieu, Texas
43 Kerri Mulry	F	6-1	Sr.	Combined Locks, Wis.
44 Marla Duncan	F	5-10	Jr.	Milwaukee, Wis.

## 1988-89

3 Stephanie Sammons	G	5-4	Fr.	Plano, Texas
10 Beth Brown	G	5-5	So.	Sallisaw, Okla.
12 Laura Rushing	G	5-8	Jr.	Claremore, Okla.
21 Lori Johnson	G	5-6	Fr.	Anadarko, Okla.
22 Angie Alexander	G	5-11	Fr.	Preston, Okla.
23 Shelly Neeley	G	5-8	Sr.	Dighton, Kan.
24 Dana Posey	G	5-9	Fr.	Ardmore, Okla.
32 Erika Notzke	C	6-3	Sr.	Lawton, Okla.
33 Jo Mosley	F	6-0	Sr.	Oklahoma City
34 Kris Hanson	C	6-2	Fr.	Yorkshire, N.Y.
35 Tina Ogden	F	5-11	So.	Woodward, Okla.
40 Kelli Epps	G	5-9	So.	Bartlesville, Okla.
42 Tami Rogers	G	5-9	Jr.	Mont Belvieu, Texas

## 1987-88

3 Toni Campbell	G	5-6	So.	Philadelphia, Pa.
10 Pam Zachary	G	5-6	Jr.	Sapulpa, Okla.
12 Laura Rushing	G	5-9	So.	Claremore, Okla.
14 Margaret McKeon	G	5-7	So.	New York City, N.Y.
21 Terry Willis	F	6-1	Sr.	Lawton, Okla.
22 Lee Brock	G	5-8	Sr.	Ventura, Calif.
23 Shelly Neeley	G	5-8	Jr.	Dighton, Kan.
32 Erika Notzke	C	6-3	Jr.	Lawton, Okla.
33 Jo Mosley	F	6-0	Jr.	Oklahoma City, Okla.
34 Dale Ivey	F	6-1	Sr.	Brookshire, Texas
35 Tina Ogden	F	5-11	Fr.	Woodward, Okla.
40 Kelli Epps	G/F	5-9	Fr.	Bartlesville, Okla.
42 Tami Rogers	G	5-9	Jr.	Mont Belvieu, Texas

## 1986-87

10 Pam Zachary	G	5-6	So.	Sapulpa, Okla.
14 Margaret McKeon	G	5-7	Fr.	New York City, N.Y.
15 Laura Rushing	G	5-9	Fr.	Claremore, Okla.
20 Toni Campbell	G	5-6	Fr.	Philadelphia, Pa.
21 Terry Willis	F	6-1	Sr.	Lawton, Okla.
22 Lee Brock	G	5-8	Jr.	Ventura, Calif.
23 Shelly Neeley	G	5-8	So.	Dighton, Kan.
30 LaTrenda Phillips	G	6-0	Sr.	Lawton, Okla.
32 Erika Notzke	C	6-3	So.	Lawton, Okla.
33 Jo Mosley	F	6-0	So.	Oklahoma City, Okla.
34 Dale Ivey	C	6-0	Jr.	Brookshire, Texas
42 Tami Rogers	G	5-9	So.	Mont Belvieu, Texas
43 Julie Callan	C	6-0	Jr.	Lombard, Ill.
52 Lisa Allison	C	6-3	Sr.	Carthage, Mo.

## 1985-86

10 Pam Zachary	G	5-6	Fr.	Sapulpa, Okla.
13 Vickie Green	G	5-9	Sr.	Dallas, Texas
14 Jacquetta Hurley	F	6-1	Sr.	Oklahoma City
15 Michelle West	G	5-10	Fr.	Lawton, Okla.
20 Viki Streets	G	5-6	Sr.	Bartlesville, Okla.
21 Terry Willis	F	6-1	Jr.	Lawton, Okla.
22 Lee Brock	G	5-8	So.	Ventura, Calif.
23 Shelly Neeley	G	5-8	Fr.	Dighton, Kan.
30 LaTrenda Phillips	G	6-0	Jr.	Lawton, Okla.
32 Erika Notzke	F	6-3	Fr.	Lawton, Okla.
33 Jo Mosley	F	6-0	Fr.	Oklahoma City, Okla.
34 Kelly Hill	C	6-2	Jr.	Washington, Okla.
42 Tami Rogers	G	5-9	Fr.	Mont Belvieu, Texas
43 Julie Callan	C	6-0	So.	Lombard, Ill.
52 Lisa Allison	C	6-3	Jr.	Carthage, Mo.

## 1984-85

10 Shirley Fisher	G	5-9	Jr.	Oklahoma City, Okla.
12 Viki Streets	G	5-6	Jr.	Bartlesville, Okla.
13 Vickie Green	G	5-9	Jr.	Dallas, Texas
14 Jacquetta Hurley	F/C	6-1	Jr.	Fox, Okla.
15 Cynthia Pickens	G	5-7	Sr.	Graham, Okla.
20 Terry Willis	F/C	6-1	So.	Lawton, Okla.
22 Lee Brock	G	5-8	Fr.	Ventura, Calif.
30 LaTrenda Phillips	F/G	6-0	So.	Lawton, Okla.
31 Mandy Miller	C	6-2	So.	Broken Arrow, Okla.
34 Kelly Hill	C	6-2	So.	Washington, Okla.
42 Lisa Allison	C	6-3	So.	Carthage, Mo.
43 Julie Callan	C	6-1	So.	Lombard, Ill.

## 1983-84

10 Shirley Fisher	G	5-9	So.	Oklahoma City, Okla.
14 Jacquetta Hurley	F/C	6-1	So.	Fox, Okla.
15 Cynthia Pickens	G	5-7	Jr.	Graham, Okla.
20 Terry Willis	F	6-1	Fr.	Lawton, Okla.
21 Lynn McCurdy	F/G	5-11	Sr.	Purcell, Okla.
23 Bonita Turner	G	5-8	Sr.	Colbert, Okla.
30 LaTrenda Phillips	G	6-0	Fr.	Lawton, Okla.
31 Mandy Miller	C	6-2	Fr.	Broken Arrow, Okla.
32 Toni Eldridge	G	5-9	So.	Cerritos, Calif.
33 Andath Beers	G	5-9	Sr.	Bixby, Okla.
34 Kelly Hill	C	6-2	Fr.	Washington, Okla.
42 Lisa Allison	C	6-3	Fr.	Carthage, Mo.

## 1982-83

10 Shirley Fisher	G	5-9	Fr.	Oklahoma City, Okla.
12 Kari Holder	G	5-8	So.	Los Alamos, N.M.
13 Sandy Heatherington	G	5-9	Sr.	Moore, Okla.
14 Jacquetta Hurley	F	6-1	Fr.	Fox, Okla.
15 Carla Pearson	F/G	5-9	Sr.	St. Louis, Mo.
21 Lynn McCurdy	F/G	5-11	Jr.	Purcell, Okla.
22 Ladanah Sanders	G	5-7	Sr.	Asher, Okla.
23 Bonita Turner	G	5-8	Jr.	Colbert, Okla.
24 Molly McGuire	C	6-1	Sr.	Pawhuska, Okla.
30 Shelley Waller	F	5-11	Sr.	Oklmulgee, Okla.
31 Jennye Ogle	C	6-1	So.	Tahlequah, Okla.
32 Toni Eldridge	F/G	5-10	Fr.	Cerritos, Calif.
33 Ardath Beers	G	5-9	Jr.	Bixby, Okla.
42 Sherri Willis	F	5-11	Fr.	Queens, N.Y.



# YEAR-BY-YEAR ROSTERS



» LaTrenda Phillips earned first-team All-Big Eight honors her junior (1985-86) and senior (1986-87) seasons. She averaged 13.1 points as OU earned its first-ever conference title in 1986. Phillips still ranks sixth in school history with 232 steals.

## 1981-82

11 Cathy Gerdes	G	5-4	Jr.	Houston, Texas
12 Kari Holder	G	5-7	Fr.	Los Alamos, N.M.
13 Sandy Douglas	G	5-9	Jr.	Tuttle, Okla.
14 Janet Southard	F	5-11	Sr.	Moore, Okla.
15 Carla Pearson	G	5-9	Jr.	St. Louis, Mo.
20 Jennye Ogle	F	6-0	Fr.	Tahlequah, Okla.
21 Lynn McCurdy	F/G	5-10	So.	Purcell, Okla.
22 Ladanah Sanders	G	5-7	Jr.	Asher, Okla.
23 Bonita Turner	G	5-8	So.	Colbert, Okla.
24 Molly McGuire	C	6-1	Jr.	Pawhuska, Okla.
30 Shelley Waller	F	5-9	Jr.	Oklmudgee, Okla.
32 Dee Dee Swan	F	6-0	So.	Arvada, Colo.
33 Ardath Beers	G	5-8	So.	Bixby, Okla.
43 Lisa Bittle	C	6-0	Fr.	Bixby, Okla.

## 1980-81

11 Rhona Ray	G	5-6	Fr.	Norman, Okla.
14 Janet Southard	F	5-11	Jr.	Moore, Okla.
15 Carla Pearson	G	5-8	So.	St. Louis, Mo.
20 Janet Gabriel	G	5-8.5	Sr.	Sayre, Pa.
21 Lynn McCurdy	G	5-10	Fr.	Purcell, Okla.
22 Ladanah Sanders	G	5-7	So.	Asher, Okla.
23 Bonita Turner	G	5-8	Fr.	Colbert, Okla.
24 Molly McGuire	F/C	6-0	So.	Pawhuska, Okla.
30 Shelley Waller	G	5-9	So.	Oklmudgee, Okla.
32 Teresa Ray	F/C	6-0	Sr.	Norman, Okla.
33 Joyce Parker	F	6-0	Sr.	Colbert, Okla.
34 Karen Morrison	G	5-8	So.	Jenks, Okla.
43 Erin Schriber	F/C	6-0	Fr.	Jenks, Okla.

## 1979-80

10 Cherie LaDue	G	5-6	Fr.	Dallas, Texas
11 Barbie Daugherty	G	5-4	Fr.	Holdenville, Okla.
12 Mary Lane	G	5-4	Jr.	Fairfax, Okla.
14 Janet Freeman	F	5-11	So.	Moore, Okla.
15 Carla Pearson	G/F	5-8	Fr.	St. Louis, Mo.
21 Leslie Core	G	5-8	Fr.	Pawhuska, Okla.
22 Ladanah Sanders	G	5-7	Fr.	Asher, Okla.
23 Terri Adams	C	6-0	Sr.	Sharon, Okla.
24 Molly McGuire	C/F	6-0	Fr.	Pawhuska, Okla.
30 Shelley Waller	F	5-9	Fr.	Oklmudgee, Okla.
32 Teresa Ray	C/F	6-0	So.	Norman, Okla.
33 Joyce Parker	F	6-0	Jr.	Colbert, Okla.
34 Karen Morrison	G	5-8	Fr.	Jenks, Okla.
35 Gail Lashley	G	5-6	Jr.	Keota, Okla.

## 1978-79

14 Janet Freeman	F	6-0	Fr.	Moore, Okla.
21 Karon Couts	G	5-4	So.	Mustang, Okla.
22 Jana Brady	F	5-11	So.	Healdton, Okla.
23 Lorna Goodnoh	G	5-9	So.	Del City, Okla.
25 Susan Gregg	G/F	5-9	So.	Harrah, Okla.
30 Mary Lane	G	5-4	So.	Norman, Okla.
31 Barbara Johnson	C	6-2	Fr.	Duncan, Okla.
32 Marta Moorman	G	5-7	Sr.	Tonkawa, Okla.
33 Joyce Parker	F	6-0	So.	Colbert, Okla.
35 Janet Fajen	F/C	6-0	So.	Guymon, Okla.
Teresa Ray	C	6-0	So.	Norman, Okla.
Annette Tucker	G	5-6	So.	Noble, Okla.

## 1977-78

10 Vicki McCann	G	5-8	Fr.	Lindsay, Okla.
11 Annette Tucker	G	5-6	Fr.	Noble, Okla.
13 LaDawn Whitlock	G	5-6	Fr.	Byng, Okla.
14 Janet Fajen	C/F	6-0	Fr.	Guymon, Okla.
15 Lisa Wasson	G	5-7	Fr.	Pernell, Okla.
20 Teresa Ray	C/F	6-0	Fr.	Norman, Okla.
21 Joyce Parker	C/F	6-0	Fr.	Colbert, Okla.
22 Jana Brady	C/F	5-11	Fr.	Healdton, Okla.
23 Dinah Christian	F	5-10	Fr.	Choctaw, Okla.
24 Olive Kehnemund	F	5-10	Jr.	Enid, Okla.
25 Terry Marcum	G	5-7	Fr.	Norman, Okla.
30 Marta Moorman	F	5-10	Jr.	Tonkawa, Okla.

## 1976-77

10 Sandra Parker	G	5-6	Fr.	Del City, Okla.
11 Terry James	G	5-6	Fr.	Talihina, Okla.
12 Gail Frasier	F/G	5-4	Fr.	Oklahoma City
14 Mary Lane	G	5-4	Fr.	Fairfax, Okla.
15 Debbie Sheppard	G/F	5-7	Fr.	Mustang, Okla.
20 Pam Lewis	G	5-2	Fr.	Dale, Okla.
21 Janet Whitehorse	G	5-4	So.	Elgin, Okla.
22 Susan Whitehorse	F	5-9	So.	Elgin, Okla.
23 Lorna Derby	F	5-9	Fr.	Del City, Okla.
24 Susan Smith	G	5-3	Fr.	Moore, Okla.
25 Kris Mullins	F	5-7	Fr.	Purcell, Okla.
30 Cindy Ladner	F	6-0	Jr.	Eldorado, Okla.

## 1975-76

11 Mildred Montgomery	5-8	So.	Poteau, Okla.
13 Kim Jones	5-7	Fr.	Moore, Okla.
15 Vee Sutton	5-4	Fr.	Tulsa, Okla.
21 Janet Whitehorse	5-7	Fr.	Elgin, Okla.
22 Robyn Barkett	5-5	Fr.	Alva, Okla.
23 Bonnie Little	5-10	Jr.	Marshalltown, Iowa
24 Jo Stottsberry	5-11	So.	Poteau, Okla.
30 Sherri Jackson	5-6	Fr.	Collinsville, Okla.
31 Cindy Foor	5-6	So.	Norman, Okla.
33 Julie Arrington	5-10	Fr.	Canadian, Texas
34 Toni Bayouth	5-4	Fr.	Cleveland, Okla.
45 Deborah Clark	5-6	So.	Catossa, Okla.
51 Susan Whitehorse	5-9	Fr.	Elgin, Okla.

## 1974-75

11 Jackie Farley	F	5-6	Sr.	Tipton, Okla.
15 Mollie Barnes	G	5-3	Fr.	Schulter, Okla.
22 Jana Jobe	G	5-1	Fr.	Moore, Okla.
25 Shelly Thomas	F	5-7	Jr.	Oklahoma City
30 Cay Papagolos	F	5-5	Fr.	Midwest City, Okla.
33 Julie Arrington	C	5-10	Fr.	Canadian, Texas
34 Mary Larchey	F	5-7	So.	Brahman, Okla.
45 Deborah Clark	F	5-6	So.	Catossa, Okla.
54 Alice Roach	G	5-1	Fr.	Owasso, Okla.



# ROSTER BY HOMETOWN

## ARKANSAS (5)

Nyeshia Stevenson (Little Rock)  
Jenny Vining (Marshall)  
Felisha Gibbs (Parkin)  
Morgan Hook (Rogers)  
Krista Sanchez (Springdale)

## CALIFORNIA (7)

Shannon Hallahan (Fremont)  
Toni Eldridge (Cerritos)  
Abi Olajuwon (Los Angeles)  
Ashley Paris (Piedmont)  
Courtney Paris (Piedmont)  
Danielle Robinson (San Jose)  
Lee Brock (Ventura)

## COLORADO (2)

Dee Dee Swan (Arvada)  
Shontell Brown (Denver)

## FLORIDA (2)

Nydia Lampkin (Palm Bay)  
Katherine Zander (Orange Park)

## GEORGIA (1)

Ijeoma Odimgbe (Savannah)

## KANSAS (9)

Shelly Neeley (Dighton)  
Connie Bodine (Derby)  
Joanna McFarland (Derby)  
Jamie Talbert (Elkhart)  
Kate Scott (Kansas City)  
Joanna McFarland (McPherson)  
DaShawn Harden (Olathe)  
Lauren Willis (Overland Park)  
Rhonda Matzke (Silver Lake)

## KENTUCKY (2)

Portia Durrett (Louisville)  
Morgan Rich (Scottsville)

## IDAHO (1)

Mandy Simpson (Boise)

## ILLINOIS (1)

Amanda Thompson (Chicago)

## IOWA (3)

Maddie Manning (Ankeny)  
Shaya Kellogg (Ames)  
Bonnie Little (Marshalltown)

## MINNESOTA (1)

Cathy Bassett (Sanborn)

## MISSOURI (5)

Lisa Allison (Carthage)  
Dionnah Jackson (St. Louis)  
Carla Pearson (St. Louis)  
Robin Smith (Troy)  
McKenna Treece (St. Peters)

## MONTANA (1)

Elissa Walker (Great Falls)

## NEBRASKA (1)

Jenny Bramer (Omaha)

## NEVADA (1)

Aaryn Ellenberg (Las Vegas)

## NEW MEXICO (3)

Cecilia Harge (Albuquerque)  
Beky Preston (Albuquerque)  
Kari Holder (Los Alamos)

## NEW YORK (3)

Sherri Willis (Queens)  
Margaret McKeon (New York City)  
Kris Hanson (Yorkshire)

## OHIO (1)

Carlee Roethlisberger (Findlay)

## OKLAHOMA (139)

LaNeishea Caufield (Ada)  
Caton Hill (Ada)  
Carin Stites (Adair)  
Leslie Flemons (Altus)  
Robyn Barkett (Alva)  
Lori Johnson (Anadarko)  
Clary Donica (Ardmore)  
Kendra Moore (Ardmore)  
Dana Posey (Ardmore)  
Ladanah Sanders (Asher)  
Kelli Epps (Bartlesville)  
Viki Streets (Bartlesville)  
Nikki Corcoran (Bethel)  
Jadrea Seeley (Bethel)  
Andath Beers (Bixby)  
Lisa Bittle (Bixby)  
Mary Larchey (Brahman)  
Angye Tilley (Bristow)  
Mandy Miller (Broken Arrow)  
Aspen Williston (Broken Bow)  
LaDawn Whitlock (Byng)  
Deborah Clark (Catoosa)  
Kelley Workman (Chickasha)  
Michele Workman (Chickasha)  
Dinah Christian (Choctaw)  
Ana Llanusa (Choctaw)  
Laura Rushing (Claremore)  
Toni Bayouth (Cleveland)  
Stephanie Simon (Clinton)  
Joyce Parker (Colbert)  
Bonita Turner (Colbert)  
Sherri Jackson (Collinsville)  
Sheri Black (Dale)  
Pam Lewis (Dale)  
Lorna Derby-Goodnoh (Del City)  
Etta Maytubby (Del City)  
Saundra Parker (Del City)  
Rose Hammond (Depew)  
Barbara Johnson (Duncan)  
Pam Pennon (Eagletown)  
Cindy Ladner (Eldorado)  
Jamie Mayer (Elk City)  
Janet Whitehorse (Elgin)  
Susan Whitehorse (Elgin)  
Olive Kehnemund (Enid)  
Mary Lane (Fairfax)  
Jacquetta Hurley (Fox)  
Cynthia Pickens (Graham)  
Janet Fajen (Guymon)  
Susan Gregg (Harrah)  
Jana Brady (Healdton)  
Jennifer Hajek (Hennessey)  
Barbie Daugherty (Holdenville)  
Stephanie McGhee (Howe)  
Melissa Richie (Jay)  
Suzanne Kern (Jenks)  
Crystal Lawson (Jenks)  
Karen Morrison (Jenks)  
Erin Schriber (Jenks)  
J'Anna Williams (Jenks)  
Gail Lashley (Keota)  
LaTrenda Phillips (Lawton)  
Erika Notzke (Lawton)  
Michelle West (Lawton)  
Terry Willis (Lawton)  
Vicki McCann (Lindsay)  
Julie Callan (Lombard)  
Gioya Carter (Midwest City)  
Cay Papagolos (Midwest City)  
Sharon Webster (Midwest City)  
Kaylon Williams (Midwest City)  
Dawn Bleacher (Moore)  
Sandy Heatherington (Moore)  
Jana Jobe (Moore)  
Kim Jones (Moore)  
Jessi Murcer (Moore)  
Susan Smith (Moore)  
Janet Freeman-Southard (Moore)  
Shonika Breedlove (Muskogee)  
Sharee Mitcum (Muskogee)  
Karen Couts (Mustang)  
Debbie Sheppard (Mustang)  
Misty Van Curen (Mustang)  
Annette Tucker (Noble)  
Britney Brown (Norman)  
Cindy Foor (Norman)  
Sunny Hardeman (Norman)  
Terry Marcum (Norman)  
Rhona Ray (Norman)  
Teresa Ray (Norman)  
Shannon Selmon (Norman)  
Shirley Fisher (Oklahoma City)  
Gail Frazier (Oklahoma City)  
Cara Jenkins-Gresham (Oklahoma City)  
Erin Higgins (Oklahoma City)  
Jacquetta Hurley (Oklahoma City)  
Jo Mosley (Oklahoma City)  
Lauren Shoush (Oklahoma City)  
Whitney Ritchie (Oklahoma City)  
Shelly Thomas (Oklahoma City)  
LaNeisa Williams (Oklahoma City)  
Yakini Wilson (Oklahoma City)  
Shelley Waller (Okmulgee)  
Alice Roach (Owasso)  
Leslie Core (Pawhuska)  
Molly McGuire (Pawhuska)  
Lisa Watson (Pawhuska)  
Amy Hightower (Piedmont)  
Jamie Graves (Ponca City)  
Mildred Montgomery (Poteau)  
Jo Stottsberry (Poteau)  
Malisa Daniel (Prague)

# ROSTER BY HOMETOWN



Angie Alexander (Preston)  
 Lynn McCurdy (Purcell)  
 Kris Mullins (Purcell)  
 Jenna Plumley (Red Rock)  
 Mandy Wade (Ringling)  
 Angi Guffy (Ringwood)  
 Kelli Inman (Ringwood)  
 Beth Brown (Sallisaw)  
 Jamie Phillips (Sallisaw)  
 Chelsea Dungee (Sapulpa)  
 Pam Zachary (Sapulpa)  
 Mollie Barnes (Schulter)  
 Kodi Morrison (Seminole)  
 Terri Adams (Sharon)  
 Sharane Campbell (Spencer)  
 T'ona Edwards (Spencer)  
 Jennye Ogle (Tahlequah)  
 Terry James (Talihina)  
 Jackie Farley (Tipton)  
 Marta Moorman (Tonkawa)  
 Stephaine Chandler (Tulsa)  
 Gabby Gregory (Tulsa)  
 Miranda Stacy (Tulsa)  
 Vee Sutton (Tulsa)  
 Sandy Douglas (Tuttle)  
 Tina Taylor (Vian)  
 Laura Andrews (Washington)  
 Carolyn Winchester (Washington)  
 Kelly Hill (Washington)  
 Lori Schenk (Watonga)  
 Amanda Hopkins (Woodward)  
 Tina Ogden (Woodward)

## OREGON (1)

Roxanne Long (Corvallis)

## PENNSYLVANIA (2)

Toni Campbell (Philadelphia)  
 Janet Gabriel (Sayre)

## SOUTH CAROLINA (1)

Yolanda Anderson (Lincolntonville)

## SOUTH DAKOTA (1)

Kendra Panther (Rapid City)

## TEXAS (28)

Peyton Little (Abilene)  
 Leah Rush (Amarillo)  
 Eden Williams (Amarillo)  
 Dale Ivey (Brookshire)  
 Julie Arrington (Canadian)  
 Nancy Mulkey (Cypress)  
 Vickie Green (Dallas)  
 Cherie LaDue (Dallas)  
 Whitney Hand (Fort Worth)  
 Madi Williams (Fort Worth)  
 Antoinette Wadsworth (Grand Prairie)  
 Emily Britt (Granbury)  
 Cathy Gerdes (Houston)  
 Jasmine Hartman (Houston)  
 Casey Walker (Houston)  
 LaNae Jones (Kaufman)  
 Nicole Kornet (Lantana)  
 Tami Rogers (Mont Belvieu)  
 Chelsi Welch (Plainview)



» Mandy Simpson is the first player from Idaho to suit up for the Sooners.

Jacqueline Jeffcoat (Plano)  
 Stephanie Sammons (Plano)  
 Tara Dunn (Poth)  
 Desiree Taylor (Richardson)  
 Lyndsey Cloman (San Antonio)  
 Phylesha Whaley (Slaton)  
 Stephanie Luce (Southlake)  
 Liz Scott (Tomball)  
 Tatum Veitenheimer (Windthorst)

## TENNESSEE (1)

Derica Wyatt (Brentwood)

## WISCONSIN (6)

Kerri Mulry (Combined Locks)  
 Marla Duncan (Milwaukee)  
 Nicole Griffin (Milwaukee)  
 Kelly Lam (Milwaukee)  
 Rosalind Ross (Milwaukee)  
 Gabbi Ortiz (Racine)

## INTERNATIONAL

### AUSTRALIA (2)

Jamie Anderson (Epping, Victoria)  
 Chloe Bloom (Sydney)

### CANADA (4)

Stacey Dales (Brockville, Ont.)  
 Jennifer Cunningham (Kingston, Ont.)  
 Theresa Jantzen (Medicine Hat, Alb.)  
 Shaina Pellington (Pickering, Ont.)

### CZECH REPUBLIC (1)

Zuzana Krumlova (Prague)

### HAITI (1)

Vionise Pierre-Louis

### NEW ZEALAND (1)

Nola Wainohu (Hamilton)

### PUERTO RICO (1)

Gileysa Penzo (San Juan)

### SERBIA (1)

Jelena Cerina (Vrsac)

### VENEZUELA (1)

Maria Villarroel (Margarita)

*Alphabetized by hometown*



# RECORDS VS. OPPONENTS

## **Abilene Christian** 2-0

Games: 2  
Series Record: OU leads 2-0  
At Norman: OU leads 2-0

Date	Result	Location
11/23/84	W, 89-70	Norman
11/26/19	W, 78-65	Norman

## **Akron** 1-0

Games: 1  
Series Record: OU leads 1-0  
At Grand Bahamas: OU leads 1-0

Date	Result	Location
11/26/04	W, 88-40	Grand Bahamas

## **Alabama** 0-1

Games: 1  
Series Record: UA leads 1-0  
At Nassau, Bahamas: UA leads 1-0

Date	Result	Location
12/28/95	L, 71-62	Nassau

## **Arizona** 0-2

Games: 2  
Series Record: UA leads 2-0  
At Honolulu, Hawaii: UA leads 1-0  
At Knoxville, Tenn.: UA leads 1-0

Date	Result	Location
11/19/99	L, 75-59	Honolulu
3/20/05	L, 72-69	Knoxville

## **Arizona State** 2-1

Games: 3  
Series Record: 2-1  
At Cancun, Mexico: OU leads 1-0  
At Tempe, Ariz.: ASU leads 1-0  
At Norman: OU leads 1-0

Date	Result	Location
12/29/97	L, 87-76	Tempe
11/22/07	W, 69-57	Cancun
11/21/08	W, 70-57	Norman

## **Arkansas** 10-8

Games: 18  
Series Record: OU leads 10-8  
At Norman: OU leads 6-2  
At Fayetteville, Ark.: UA leads 5-3  
At Honolulu, Hawaii: OU leads 1-0  
At Little Rock, Ark.: UA leads 1-0

Date	Result	Location
12/14/77	W, 80-51	Norman
2/20/79	W, 65-53	Fayetteville
2/16/80	W, 57-50	Norman
1/3/81	W, 75-68	Fayetteville
2/7/82	W, 65-64	Norman
12/21/85	L, 79-66	Fayetteville
12/6/86	W, 76-70	Norman
12/12/89	L, 86-68	Norman
11/27/90	L, 84-72	Fayetteville
1/13/92	L, 57-55	Norman
1/20/93	W, 70-63	Fayetteville
1/25/94	W, 93-79	Norman
2/22/95	L, 69-64	Fayetteville
3/14/99	L, 97-93 (OT)	Fayetteville

12/05/09	W, 87-86 (OT)	Norman
12/19/10	L, 67-57	Fayetteville
11/23/12	W, 73-70	Honolulu
12/21/14	L, 71-64	Little Rock

## **Arkansas-Little Rock** 6-2

Games: 8  
Series Record: OU leads 6-2  
At Norman: OU leads 5-0  
At Little Rock, Ark.: LR leads 2-1

Date	Result	Location
1/11/88	W, 99-67	Norman
12/11/99	W, 102-72	Norman
12/5/00	W, 86-45	Little Rock
3/23/10	W, 60-44	Norman
12/14/14	L, 66-62	Little Rock
12/2/15	W, 65-52	Norman
11/16/16	W, 68-58	Norman
11/28/17	L, 56-68	Little Rock

## **Arkansas-Pine Bluff** 2-0

Games: 2  
Series Record: OU leads 2-0  
At Norman: OU leads 2-0

Date	Result	Location
12/10/06	W, 87-42	Norman
12/29/10	W, 118-52	Norman

## **Arkansas State** 4-1

Games: 5  
Series Record: OU leads 4-1  
At Norman: OU leads 2-0  
At Jonesboro, Ark.: Tied 1-1  
At Amarillo, Texas: OU leads 1-0

Date	Result	Location
11/25/89	W, 102-73	Norman
12/20/92	L, 76-63	Jonesboro
3/26/94	W, 69-65	Amarillo
12/2/07	W, 93-36	Norman
12/7/08	W, 87-57	Jonesboro

## **Army** 1-0

Games: 1  
Series Record: OU leads 1-0  
At West Point: OU leads 1-0

Date	Result	Location
12/10/10	W, 59-46	West Point

## **Auburn** 0-1

Games: 1  
Series Record: AU leads 1-0  
At Auburn: AU leads 1-0

Date	Result	Location
12/2/19	L, 95-79	Auburn

## **Baylor** 26-31

Games: 57  
Series Record: BU leads 31-26  
At College Station, Texas: OU leads 1-0  
At Dallas: OU leads 1-0  
At Norman: BU leads 14-11  
At Oklahoma City: Tied at 1-1  
At Waco, Texas: Baylor leads 15-10\*  
At Kansas City, Mo.: OU leads 2-0  
\*Does not include one Baylor forfeit

Date	Result	Location
1/9/80	W, 66-48	College Station
1981	W, by forfeit	site unknown
12/30/91	W, 113-72	Norman
2/3/92	W, 83-76	Waco
1/18/97	L, 87-65	Waco
2/26/97	L, 78-63	Norman
1/14/98	L, 67-64	Norman
2/1/98	L, 97-67	Waco
1/16/99	W, 86-65	Norman
2/17/99	W, 76-67	Waco
1/15/00	W, 87-66	Waco
2/2/00	W, 87-59	Norman
1/13/01	W, 90-87	Waco
2/21/01	W, 86-76	Norman
1/12/02	W, 82-73	Waco
2/5/02	W, 69-60	Norman
3/9/02	W, 84-69	Kansas City
1/26/03	W, 65-64	Waco
2/12/03	W, 78-64	Norman
1/24/04	L, 74-67	Norman
2/21/04	L, 77-62	Waco
1/16/05	L, 78-68	Waco
2/9/05	L, 73-72	Norman
1/21/06	W, 73-70	Waco
2/12/06	W, 81-77 (OT)	Norman
3/11/06	W, 72-61	Dallas
1/10/07	W, 76-63	Waco
2/28/07	W, 88-61	Norman
3/8/07	W, 78-64	Oklahoma City
1/20/07	L, 84-73	Norman
2/17/08	L, 79-59	Waco
1/28/09	W, 56-51	Waco
2/21/09	W, 66-58	Norman
01/13/10	L, 57-47	Waco
2/10/10	W, 62-60 (OT)	Norman
3/12/10	W, 59-54	Kansas City
2/2/11	L, 92-70	Waco
2/27/11	L, 82-81	Norman
1/26/12	L, 89-58	Norman
2/6/12	L, 81-54	Waco
1/26/13	L, 82-65	Waco
2/25/13	L, 86-64	Norman
2/3/14	L, 81-67	Norman
2/24/14	L, 96-89	Waco
2/11/15	L, 89-66	Waco
2/25/15	W, 68-64	Norman
1/3/16	L, 78-68	Waco
2/22/16	L, 78-70	Norman
3/6/16	L, 84-57	Oklahoma City
1/29/17	L, 92-58	Waco
2/27/17	L, 103-64	Norman
1/14/18	L, 74-52	Norman
2/3/18	L, 74-65	Waco
1/27/19	L, 74-53	Norman
2/16/19	L, 87-53	Waco

# RECORDS VS. OPPONENTS



1/4/20 L, 77-56 Norman  
2/22/20 L, 101-69 Waco

## **Belmont** 1-0

Games: 1  
Series Record: OU leads 1-0  
At Norman: OU leads 1-0

Date	Result	Location
11/10/17	W, 96-73	Norman

## **Boston College** 1-0

Games: 1  
Series Record: OU leads 1-0  
At Freeport, Bahamas: OU leads 1-0

Date	Result	Location
11/28/15	W, 76-61	Freeport

## **Boston University** 1-0

Games: 1  
Series Record: OU leads 1-0  
At Miami, Fla.: OU leads 1-0

Date	Result	Location
12/31/88	W, 77-72	Miami

## **Bradley** 3-0

Games: 3  
Series Record: OU leads 3-0  
At Norman: OU leads 1-0  
At Freeport, Baham: OU leads 1-0  
At Peoria, Ill.: OU leads 1-0

Date	Result	Location
11/28/15	W, 76-61	Freeport
11/21/14	W, 104-55	Norman
11/22/15	W, 79-46	Peoria

## **BYU** 5-1

Games: 6  
Series Record: OU leads 5-1  
At Denver: OU leads 1-0  
At Norman: OU leads 2-0  
At Provo, Utah: Tied at 1-1  
At West Lafayette, Ind.: OU leads 1-0

Date	Result	Location
1/9/89	W, 103-81	Norman
12/30/89	L, 108-77	Provo
3/18/00	W, 86-81	West Lafayette
3/20/06	W, 86-70	Denver
11/19/15	W, 73-47	Norman
11/19/16	W, 68-61	Provo

## **Bucknell** 1-0

Games: 1  
Series Record: OU leads 1-0  
At Miami, Fla.: OU leads 1-0

Date	Result	Location
12/30/92	W, 84-60	Miami

## **Butler** 1-0

Games: 1  
Series Record: OU leads 1-0  
At San Antonio: OU leads 1-0

Date	Result	Location
11/23/01	W, 90-44	San Antonio

## **California** 1-3

Games: 4  
Series Record: Cal leads 3-1  
At Amarillo, Texas: Cal leads 1-0  
At Honolulu, Hawaii: Cal leads 1-0  
At Las Vegas, Nev.: Cal leads 1-0  
At San Jose, Calif.: OU leads 1-0

Date	Result	Location
3/24/84	L, 81-78	Amarillo
11/28/87	L, 81-66	Honolulu
12/13/08	W, 86-75	San Jose
12/20/16	L, 82-74	Las Vegas

## **California-Riverside** 2-0

Games: 2  
Series Record: OU leads 2-0  
At Norman: OU leads 2-0

Date	Result	Location
11/15/08	W, 88-57	Norman
12/20/12	W, 70-46	Norman

## **Cal State Bakersfield** 1-0

Games: 1  
Series Record: OU leads 1-0  
At San Jose, Calif.: OU leads 1-0

Date	Result	Location
12/12/08	W, 105-84	San Jose

## **Cal State Fullerton** 1-0

Games: 1  
Series Record: OU leads 1-0  
At Norman: OU leads 1-0

Date	Result	Location
12/30/09	W, 95-76	Norman

## **Cal State Northridge** 1-0

Games: 1  
Series Record: OU leads 1-0  
At Norman: OU leads 1-0

Date	Result	Location
12/29/12	W, 79-57	Norman

## **Cameron** 4-0

Games: 4  
Series Record: OU leads 4-0  
At Norman: OU leads 3-0  
At Lawton: OU leads 1-0

Date	Result	Location
11/21/77	W, 77-52	Norman
1/28/78	W, 73-50	Lawton
11/30/82	W, 85-57	Norman
11/10/10	W, 85-23	Norman

## **Central Arkansas** 2-0

Games: 2  
Series Record: OU leads 2-0  
At Norman: OU leads 2-0

Date	Result	Location
12/20/07	W, 121-48	Norman
12/5/19	W, 65-52	Norman

## **Central Michigan** 1-0

Games: 1  
Series Record: OU leads 1-0  
At Columbus, Ohio: OU leads 1-0

Date	Result	Location
3/23/13	W, 78-73	Columbus

## **Central Missouri State** 0-1

Games: 1  
Series Record: CMSU leads 1-0  
At Norman: CMSU leads 1-0

Date	Result	Location
1/4/91	L, 88-80	Norman

## **Central Oklahoma** 4-5

Games: 9  
Series Record: UCO leads 5-4  
At Edmond: UCO leads 3-1  
At Tahlequah: OU leads 1-0  
At Norman: UCO leads 3-1

Date	Result	Location
2/8/75	L, 55-51	Edmond
2/25/75	L, 47-43	Norman
12/5/75	L, 70-34	Norman
1/27/76	L, 58-47	Edmond
12/7/76	L, 53-42	Edmond
3/1/77	W, 60-49	Norman
2/14/78	W, 65-57	Edmond
2/24/78	W, 59-56	Tahlequah
12/13/82	W, 82-56	Norman

## **Chattanooga** 0-1

Games: 1  
Series Record: UTC leads 1-0  
At Amarillo, Texas: UTC leads 1-0

Date	Result	Location
3/16/84	L, 84-78	Amarillo

## **Clemson** 0-1

Games: 1  
Series Record: CU leads 1-0  
At Bimini, Bahamas: CU leads 1-0

Date	Result	Location
11/23/18	L, 74-62	Bimini

## **Colorado** 22-34

Games: 56  
Series Record: CU leads 34-22  
At Norman: OU leads 12-10  
At Boulder, Colo.: CU leads 17-6  
At Dallas, Texas: Tied 1-1  
At Lincoln, Neb.: CU leads 1-0  
At Kansas City, Mo.: Tied 1-1  
At Manhattan, Kan.: CU leads 1-0  
At Boise, Idaho: OU leads 1-0  
At Salina, Kan.: CU leads 3-0



# RECORDS VS. OPPONENTS

Date	Result	Location
12/7/78	W, 68-66	Norman
1/19/79	L, 78-62	Lincoln
12/3/79	L, 90-77	Boulder
1/14/82	L, 71-61	Manhattan
1/29/83	W, 90-79	Norman
2/26/83	L, 89-82	Boulder
3/10/83	L, 78-70	Norman
1/18/84	L, 66-62	Boulder
2/18/84	W, 88-78	Norman
1/29/85	W, 73-65	Boulder
2/20/85	W, 80-58	Norman
1/15/86	L, 91-84	Boulder
2/15/86	W, 82-69	Norman
1/27/87	L, 94-80	Boulder
2/18/87	L, 74-73	Norman
1/13/88	W, 82-78	Boulder
2/27/88	L, 91-88 (OT)	Norman
1/27/89	L, 73-70	Norman
2/18/89	L, 87-76	Boulder
3/4/89	L, 80-61	Salina
1/10/90	L, 56-48	Norman
2/18/90	L, 86-49	Boulder
1/16/91	L, 68-51	Norman
2/3/91	L, 76-55	Boulder
3/2/91	L, 80-75	Salina
2/1/92	L, 63-55	Norman
2/22/92	L, 86-63	Boulder
1/29/93	L, 80-49	Boulder
2/28/93	W, 74-69	Norman
1/28/94	L, 79-74	Norman
2/27/94	L, 89-79	Boulder
1/8/95	L, 83-59	Boulder
2/3/95	L, 69-64	Norman
1/28/96	L, 68-53	Norman
2/23/96	L, 83-68	Boulder
3/2/96	L, 76-70	Salina
2/12/97	L, 61-42	Boulder
1/28/98	W, 61-58	Norman
3/3/98	L, 71-66	Kansas City
1/9/99	L, 63-62	Boulder
1/22/00	W, 76-73	Norman
1/3/01	W, 89-69	Boulder
3/8/01	W, 102-93	Kansas City
1/2/02	W, 78-67	Norman
3/25/02	W, 94-60	Boise
2/16/03	L, 61-57	Boulder
3/12/03	L, 73-68	Dallas
2/18/04	W, 78-58	Norman
3/10/04	W, 63-56	Dallas
2/16/05	W, 77-61	Boulder
1/7/06	W, 84-61	Norman
1/20/07	W, 82-67	Boulder
2/9/08	W, 82-66	Norman
1/21/09	W, 72-58	Boulder
2/13/10	W, 65-55	Norman
2/23/11	L, 73-68	Boulder

**Colorado State** **3-1**  
 Games: 4  
 Series Record: OU leads 2-1  
 At Norman: OU leads 2-0  
 At Fort Collins: OU leads 1-0  
 At Wichita, Kan.: CSU leads 1-0

Date	Result	Location
1/8/77	L, 59-56	Wichita
1/10/87	W, 72-58	Norman
11/27/16	W, 70-55	Norman
11/21/17	W, 78-46	Fort Collins

**Connecticut** **0-13**  
 Games: 13  
 Series Record: UConn leads 13-0  
 At Honolulu: UConn leads 1-0  
 At Norman: UConn leads 4-0  
 At Richmond, Va.: UConn leads 1-0  
 At Hartford, Conn.: UConn leads 2-0  
 At Storrs, Conn.: UConn leads 2-0  
 At Uncasville, Conn.: UConn leads 2-0  
 At San Antonio: UConn leads 1-0

Date	Result	Location
12/29/99	L, 84-68	Norman
3/25/00	L, 102-80	Richmond
12/22/01	L, 86-72	Hartford
3/31/02	L, 82-70	San Antonio
12/1/02	L, 73-60	Honolulu
11/20/05	L, 82-62	Storrs
11/30/08	L, 106-78	Storrs
2/15/10	L, 76-60	Norman
2/14/11	L, 86-45	Hartford
2/13/12	L, 73-55	Norman
12/19/17	L, 88-64	Uncasville
12/19/18	L, 72-63	Norman
12/22/19	L, 97-53	Uncasville

**Creighton** **5-0**  
 Games: 5  
 Series Record: OU leads 5-0  
 At Norman: OU leads 3-0  
 At Omaha, Neb.: OU leads 2-0

Date	Result	Location
12/2/85	W, 94-76	Norman
12/03/08	W, 69-49	Norman
12/20/09	W, 67-58	Omaha
12/10/12	W, 69-48	Omaha
12/1/13	W, 80-52	Norman

**Dayton** **1-0**  
 Games: 1  
 Series Record: OU leads 1-0  
 At Miami, Fla.: OU leads 1-0

Date	Result	Location
1/3/86	W, 64-46	Miami

**Denver** **2-0**  
 Games: 2  
 Series Record: OU leads 2-0  
 At Norman: OU leads 1-0  
 At Denver: OU leads 1-0

Date	Result	Location
12/28/98	W, 80-52	Norman
12/18/99	W, 69-62	Denver

**DePaul** **1-4**  
 Games: 5  
 Series Record: DePaul leads 4-1  
 At Norman: Tied 1-1  
 At Chicago: DePaul leads 1-0  
 At Durham, N.C.: DePaul leads 1-0  
 At College Station, Texas.: DePaul leads 1-0

Date	Result	Location
11/12/06	W, 105-71	Norman
3/22/14	L, 104-100	Durham
11/13/17	L, 111-108 (OT)	Chicago
3/16/18	L, 90-79	College Station
12/9/18	L, 87-76	Norman

**Drake** **1-3**  
 Games: 4  
 Series Record: DU leads 3-1  
 At Norman: DU leads 2-1  
 At Des Moines, Iowa: DU leads 1-0

Date	Result	Location
1/14/77	L, 61-55	Norman
12/3/95	L, 81-71	Des Moines
11/25/96	L, 77-64	Norman
12/17/19	W, 93-84	Norman

**Duke** **1-2**  
 Games: 3  
 Series Record: Duke leads 2-1  
 At Norman: Duke leads 1-0  
 Durham, N.C.: Duke leads 1-0  
 At San Antonio: OU leads 1-0

Date	Result	Location
3/29/02	W, 86-71	San Antonio
12/8/13	L, 94-85	Norman
12/14/14	L, 92-72	Durham

**East Central (Okla.)** **3-3**  
 Games: 6  
 Series Record: Tied 3-3  
 At Norman: OU leads 2-1  
 At Ada, Okla.: ECU leads 3-0

Date	Result	Location
1/27/75	L, 62-41	Ada
2/6/75	L, 62-50	Norman
1/31/76	W, 44-38	Norman
12/16/77	W, 75-62	Norman
1/20/78	L, 64-47	Ada
12/16/78	W, 52-47	Ada

**Eastern Illinois** **0-1**  
 Games: 1  
 Series Record: EIU leads 1-0  
 At Green Bay, Wis.: EIU leads 1-0

Date	Result	Location
12/8/89	L, 110-88	Green Bay

**Eastern Kentucky** **1-0**  
 Games: 1  
 Series Record: OU leads 1-0  
 At Honolulu, Hawaii: OU leads 1-0

Date	Result	Location
11/18/06	W, 92-79	Honolulu

# RECORDS VS. OPPONENTS



## Eastern New Mexico 1-0

Games: 1  
Series Record: OU leads 1-0  
At Norman: OU leads 1-0

Date	Result	Location
1/6/79	W, 71-62	Norman

## Eastern Washington 1-0

Games: 1  
Series Record: OU leads 1-0  
At College Station, Texas: OU leads 1-0

Date	Result	Location
11/24/90	W, 82-71	College Station

## Emporia State 1-0

Games: 1  
Series Record: OU leads 1-0  
At Norman: OU leads 1-0

Date	Result	Location
1/4/84	W, 110-60	Norman

## Fairfield 1-0

Games: 1  
Series Record: OU leads 1-0  
At Bridgeport, Conn.: OU leads 1-0

Date	Result	Location
12/18/13	W, 79-51	Bridgeport

## Florida 0-1

Games: 1  
Series Record: UF leads 1-0  
At Norman: UF leads 1-0

Date	Result	Location
12/3/17	L, 61-80	Norman

## Fordham 1-0

Games: 1  
Series Record: OU leads 1-0  
At Honolulu: OU leads 1-0

Date	Result	Location
11/29/02	W, 90-62	Honolulu

## Fresno State 1-1

Games: 2  
Series Record: Tied 1-1  
At Norman: OU leads 1-0  
At Fresno, Calif.: CSUF leads 1-0

Date	Result	Location
11/22/10	W, 84-66	Norman
12/8/11	L, 69-66	Fresno

## Gardner-Webb 1-0

Games: 1  
Series Record: OU leads 1-0  
At Norman: OU leads 1-0

Date	Result	Location
11/27/10	W, 84-75	Norman

## George Washington 0-2

Games: 2  
Series Record: GWU leads 2-0  
At Washington, D.C.: GWU leads 1-0  
At Norman: GWU leads 1-0

Date	Result	Location
12/4/93	L, 88-74	Wash., D.C.
3/23/03	L, 71-61	Norman

## Georgia 1-4

Games: 5  
Series Record: UGA leads 4-1  
At Norman: Tied 1-1  
At Athens, Ga.: UGA leads 2-0  
At Madison, Wis.: UGA leads 1-0

Date	Result	Location
12/11/97	L, 94-76	Norman
12/13/98	L, 88-79	Athens
11/22/00	L, 94-70	Madison
1/27/08	W, 65-57	Norman
11/15/09	L, 62-51	Athens

## Georgia State 1-0

Games: 1  
Series Record: OU leads 1-0  
At Norman: OU leads 1-0

Date	Result	Location
12/6/84	W, 83-62	Norman

## Georgia Tech 1-0

Games: 1  
Series Record: OU leads 1-0  
At Iowa City, Iowa: OU leads 1-0

Date	Result	Location
3/24/09	W, 69-50	Iowa City

## Gonzaga 2-0

Games: 2  
Series Record: OU leads 2-0  
At Norman: OU leads 1-0  
At Seattle: OU leads 1-0

Date	Result	Location
11/14/13	W, 82-78	Norman
3/18/17	W, 75-62	Seattle

## Grambling 1-0

Games: 1  
Series Record: OU leads 1-0  
At Norman: OU leads 1-0

Date	Result	Location
12/21/95	W, 100-66	Norman

## Hartford 2-0

Games: 2  
Series Record: OU leads 2-0  
At Norman: OU leads 2-0

Date	Result	Location
12/21/95	W, 100-66	Norman
3/16/02	W, 84-52	Norman

## Hawaii 3-1

Games: 4  
Series Record: OU leads 3-1  
At Honolulu, Hawaii: OU leads 3-1

Date	Result	Location
12/6/91	L, 95-82	Honolulu
12/20/99	W, 67-53	Honolulu
11/18/06	W, 76-56	Honolulu
11/25/12	W, 74-49	Honolulu

## Henderson State 1-0

Games: 1  
Series Record: OU leads 1-0  
At Norman: OU leads 1-0

Date	Result	Location
12/29/04	W, 87-44	Norman

## Houston 2-1

Games: 3  
Series Record: OU leads 2-1  
At Norman: OU leads 1-0  
At Houston, Texas: Series tied 1-1

Date	Result	Location
1/10/81	W, 67-66	Norman
1/20/81	W, 82-79	Houston
11/23/19	L, 85-69	Houston

## Howard 1-0

Games: 1  
Series Record: OU leads 1-0  
At Honolulu, Hawaii: OU leads 1-0

Date	Result	Location
12/7/91	W, 91-61	Honolulu

## Illinois 4-1

Games: 5  
Series Record: OU leads 4-1  
At Norman, Okla.: OU leads 2-0  
At Champaign-Urbana, Ill.: Tied 1-1  
At U.S. Virgin Islands: OU leads 1-0

Date	Result	Location
12/16/01	W, 91-69	Norman
12/28/03	W, 70-53	Norman
12/18/05	L, 86-75	Champaign
12/5/07	W, 77-67	Champaign
11/29/14	W, 78-76 (OT)	U.S.V.I.

## Illinois State 3-0

Games: 3  
Series Record: OU leads 3-0  
At Normal, Ill.: OU leads 1-0  
At Washington, D.C.: OU leads 1-0  
At West Lafayette, Ind.: OU leads 1-0

Date	Result	Location
3/17/84	W, 67-65	Normal
12/3/93	W, 69-56	Wash., D.C.
3/23/08	W, 69-61	West Lafayette



# RECORDS VS. OPPONENTS

## Iowa 1-2

Games: 3  
 Series Record: Iowa leads 2-1  
 At Grand Bahama Island: Iowa leads 1-0  
 At Miami, Fla.: Iowa leads 1-0  
 At San Francisco: OU leads 1-0

Date	Result	Location
12/29/88	L, 86-69	Miami
11/27/04	L, 54-47	Grand Bahamas
11/25/05	W, 85-68	San Francisco

## Iowa State 40-28

Games: 68  
 Series Record: OU leads 40-28  
 At Norman: OU leads 24-7  
 At Oklahoma City: OU leads 1-0  
 At Ames, Iowa: ISU leads 16-13  
 At Boulder, Colo.: ISU leads 1-0  
 At Columbia, Mo.: OU leads 1-0  
 At Dallas: Tied 1-1  
 At Kansas City, Mo.: Tied 1-1  
 At Lincoln, Neb.: ISU leads 1-0

Date	Result	Location
1/21/77	L, 93-58	Boulder
1/20/79	L, 80-69	Lincoln
1/18/80	W, 87-77	Columbia
11/27/82	L, 80-76	Ames
12/18/82	W, 80-64	Norman
1/28/84	W, 77-73	Ames
2/25/84	W, 97-59	Norman
1/23/85	W, 89-56	Ames
2/13/85	W, 89-48	Norman
3/4/85	W, 78-63	Kansas City
1/18/86	W, 85-62	Norman
2/8/86	L, 81-72	Ames
1/31/87	W, 74-72	Norman
2/24/87	W, 87-72	Ames
1/30/88	L, 82-66	Ames
2/20/88	W, 85-76	Norman
1/21/89	W, 72-65	Norman
2/11/89	W, 84-74	Ames
1/13/90	L, 92-78	Ames
2/10/90	W, 70-69	Norman
1/30/91	W, 101-74	Norman
1/15/92	W, 94-63	Norman
3/1/92	W, 78-70	Ames
1/8/93	W, 66-55	Ames
2/7/93	W, 79-57	Norman
1/7/94	W, 84-61	Norman
2/6/94	W, 65-45	Ames
1/15/95	W, 101-77	Norman
2/10/95	L, 69-62	Ames
1/7/96	W, 89-78	Norman
2/2/96	L, 73-57	Ames
1/11/97	L, 67-58	Norman
1/10/98	L, 83-68	Ames
1/2/99	L, 81-60	Norman
2/8/00	L, 71-56	Ames
1/6/01	L, 81-79	Norman
3/10/01	L, 68-65	Kansas City
1/15/02	L, 82-66	Ames
2/22/03	W, 61-48	Norman
1/20/04	L, 69-51	Ames
1/29/05	L, 73-60	Ames
1/24/07	W, 69-49	Norman
3/10/07	W, 67-60	Oklahoma City



» Oklahoma has won 15 out of the last 23 meetings against Iowa State. Vionise Pierre-Louis scored 22 points on Senior Night in 2018 to lead OU to an 80-71 victory.

1/9/08	W, 67-64	Ames
2/11/09	W, 58-49	Norman
1/27/10	W, 81-69	Ames
2/5/11	W, 65-62	Norman
1/4/12	W, 80-51	Norman
2/18/12	L, 77-71	Ames
1/15/13	L, 82-61	Ames
2/14/13	L, 72-68	Norman
3/10/13	L, 79-60	Dallas
1/5/14	L, 82-75 (OT)	Norman
1/21/14	W, 75-54	Ames
2/4/15	W, 75-66	Norman
2/17/15	L, 84-76 (OT)	Ames
1/30/16	W, 77-71	Ames
2/27/16	W, 85-54	Norman
1/11/17	W, 67-57	Ames
1/25/17	W, 78-63	Norman
12/31/17	W, 74-69	Ames
2/21/18	W, 80-71	Norman
1/19/19	L, 104-78	Ames
2/20/19	L, 91-70	Norman
1/11/20	W, 81-72	Norman
2/8/20	L, 63-59	Ames

## Jackson State 1-0

Games: 1  
 Series Record: OU leads 1-0  
 At Norman: OU leads 1-0

Date	Result	Location
12/7/98	W, 103-37	Norman

## James Madison 2-0

Games: 2  
 Series Record: OU leads 2-0  
 At Miami, Fla.: OU leads 1-0  
 At Charlottesville, Va.: OU leads 1-0

Date	Result	Location
1/4/86	W, 57-55	Miami
3/20/11	W, 86-72	Charlottesville

## Kansas 41-32

Games: 73  
 Series Record: OU leads 41-32  
 At Norman: OU leads 19-12  
 At Lawrence, Kan.: KU leads 17-16  
 At Boulder, Colo.: KU leads 1-0  
 At Kansas City, Mo.: OU leads 2-0  
 At Manhattan, Kan.: Tied 1-1  
 At Salina, Kan.: Kansas leads 3-0  
 At Oklahoma City, Okla.: OU leads 1-0

Date	Result	Location
2/13/76	L, 65-39	Manhattan
1/20/77	L, 72-45	Boulder
1/16/81	L, 95-55	Lawrence
1/15/82	W, 73-63	Manhattan
1/30/82	W, 64-61	Lawrence
1/18/83	W, 83-74	Norman
2/2/83	L, 81-79	Lawrence
1/31/84	W, 87-84	Norman
2/22/84	W, 85-74	Lawrence
3/8/84	W, 76-63	Norman
1/19/85	W, 90-69	Norman
2/24/85	W, 78-77 (OT)	Lawrence
3/7/85	W, 79-69	Kansas City
2/1/86	L, 85-67	Lawrence
2/26/86	L, 77-72	Norman
1/14/87	W, 81-67	Norman
2/14/87	L, 89-73	Lawrence
2/3/88	L, 71-68	Norman
2/24/88	L, 71-68	Lawrence
3/2/88	L, 67-66	Salina
1/14/89	L, 86-82 (OT)	Lawrence
2/15/89	W, 101-87	Norman
1/17/90	L, 94-69	Lawrence
2/3/90	L, 83-77	Norman
1/9/91	L, 81-64	Lawrence
2/16/91	L, 76-69	Norman
2/5/92	L, 75-56	Lawrence
2/26/92	L, 73-72 (OT)	Norman
3/8/92	L, 70-62	Salina
1/22/93	L, 70-64	Norman
2/21/93	L, 76-54	Lawrence
1/21/94	L, 85-78	Lawrence
2/20/94	L, 80-76	Norman



# RECORDS VS. OPPONENTS



1/20/95	W, 84-69	Lawrence
2/19/95	W, 103-83	Norman
3/5/95	L, 88-81	Salina
1/19/96	W, 71-68	Lawrence
2/18/96	L, 81-63	Norman
3/1/97	L, 92-69	Lawrence
2/25/98	L, 78-74	Norman
2/20/99	L, 58-54	Lawrence
2/26/00	W, 88-69	Norman
1/24/01	W, 88-64	Lawrence
3/7/01	W, 80-61	Kansas City
2/2/02	W, 79-57	Norman
1/22/03	W, 61-49	Lawrence
2/14/04	W, 83-59	Norman
2/2/05	W, 65-49	Lawrence
2/8/06	W, 86-57	Norman
2/21/07	W, 76-70	Lawrence
1/30/08	W, 67-51	Norman
2/12/09	W, 69-54	Lawrence
3/13/09	W, 76-59	Oklahoma City
1/23/10	W, 81-69	Norman
1/23/11	W, 75-57	Lawrence
1/31/12	W, 78-64 (OT)	Lawrence
3/4/12	L, 83-77	Norman
2/17/13	L, 81-71	Lawrence
3/2/13	W, 85-77	Norman
2/9/14	W, 81-71	Lawrence
2/22/14	W, 64-61	Norman
2/7/15	W, 69-57	Lawrence
2/28/15	L, 65-58	Norman
12/30/15	W, 67-44	Norman
2/20/16	W, 72-66	Lawrence
12/28/16	W, 84-54	Lawrence
2/1/17	W, 89-52	Norman
1/24/18	W, 97-64	Norman
2/10/18	W, 72-52	Lawrence
1/30/19	L, 88-79	Lawrence
2/13/19	W, 78-67	Norman
2/2/20	W, 94-82 (OT)	Lawrence
2/26/20	L, 83-80	Norman

## Kansas State 40-28

Games: 68  
 Series Record: OU leads 40-28  
 At Norman: OU leads 21-10  
 At Manhattan, Kan.: OU leads 16-14  
 At Dallas, Texas: OU leads 1-0  
 At Lawrence, Kan.: OU leads 1-0  
 At Kansas City, Mo.: KSU leads 2-1  
 At Salina, Kan.: KSU leads 1-0

Date	Result	Location
2/12/76	L, 90-27	Manhattan
1/7/78	W, 67-61	Lawrence
12/14/79	L, 96-73	Manhattan
2/5/83	L, 86-74	Norman
3/5/83	L, 87-63	Norman
1/21/84	L, 88-70	Manhattan
2/11/84	L, 71-62	Norman
3/9/84	L, 69-67	Kansas City
1/26/85	W, 92-85	Norman
2/9/85	L, 90-75	Manhattan
1/22/86	W, 83-72	Manhattan
2/11/86	W, 94-77	Norman
1/6/87	W, 70-47	Norman
2/4/87	L, 80-69	Manhattan
2/28/87	L, 79-64	Salina
1/16/88	W, 96-65	Manhattan

2/13/88	W, 79-61	Norman
2/1/89	L, 84-83	Norman
2/22/89	L, 64-60	Manhattan
1/20/90	L, 94-87	Norman
2/14/90	L, 92-88	Manhattan
1/23/91	L, 86-75	Manhattan
2/6/91	W, 88-56	Norman
1/18/92	L, 91-86	Norman
2/12/92	W, 88-73	Manhattan
1/24/93	W, 68-60	Norman
2/19/93	W, 87-65	Manhattan
1/23/94	L, 72-54	Manhattan
2/18/94	L, 71-70	Norman
1/22/95	W, 79-70	Manhattan
2/17/95	W, 71-60	Norman
1/21/96	W, by forfeit (KSU, 80-67)	Manhattan
2/16/96	W, 62-54	Norman
2/8/97	L, 49-47	Norman
3/4/97	L, 81-56	Kansas City
2/4/98	W, 69-67	Manhattan
2/13/99	W, 79-58	Norman
2/22/00	W, 64-56	Manhattan
2/14/01	W, 79-60	Norman
2/13/02	W, 78-68	Manhattan
3/7/02	W, 69-49	Kansas City
2/1/03	L, 74-45	Norman
1/31/04	L, 74-65	Manhattan
3/11/04	W, 78-66	Dallas
2/13/05	W, 77-61	Norman
2/21/06	W, 78-64	Manhattan
1/3/07	W, 78-58	Norman
2/20/08	W, 68-65	Manhattan
1/14/09	W, 64-48	Norman
2/21/10	W, 64-58	Manhattan
1/12/11	W, 52-45	Norman
1/17/12	W, 65-57	Manhattan
2/15/12	W, 68-62	Norman
2/6/13	W, 74-68	Manhattan
2/29/13	W, 72-57	Norman
1/11/14	W, 61-50	Norman
1/29/14	L, 86-78	Manhattan
2/7/15	W, 66-58	Norman
2/21/15	W, 73-64	Manhattan
1/10/16	W, 68-58	Norman
2/9/16	L, 87-71	Manhattan
1/4/17	W, 85-80 (OT)	Norman
2/21/17	L, 79-71	Manhattan
1/17/18	W, 76-71	Manhattan
1/31/18	W, 68-49	Norman
1/5/19	L, 86-56	Manhattan
2/10/19	L, 83-75	Norman
1/25/20	L, 92-74	Manhattan
2/16/20	L, 87-85	Norman

## Kentucky 1-3

Games: 4  
 Series Record: Kentucky leads 3-1  
 At U.S.V.I.: UK leads 1-0  
 At Kansas City, Mo.: OU leads 1-0  
 At Lexington, Ky.: UK leads 1-0

Date	Result	Location
3/30/10	W, 88-68	Kansas City
11/28/14	L, 92-88 (OT)	U.S.V.I.
3/21/16	L, 79-58	Lexington
12/1/16	L, 82-68	Lexington

## Lamar 3-0

Games: 3  
 Series Record: OU leads 3-0  
 At Norman: OU leads 2-0  
 At Beaumont, Texas: OU leads 1-0

Date	Result	Location
12/2/05	W, 60-42	Norman
11/29/06	W, 79-44	Beaumont
11/18/14	W, 100-73	Norman

## La Salle 1-0

Games: 1  
 Series Record: OU leads 1-0  
 At Miami, Fla.: OU leads 1-0

Date	Result	Location
1/5/86	W, 71-68	Miami

## Liberty 1-0

Games: 1  
 Series Record: OU leads 1-0  
 At Nashville, Tenn.: OU leads 1-0

Date	Result	Location
11/15/11	W, 76-45	Nashville

## Louisiana-Monroe (ULM) 2-2

Games: 4  
 Series Record: Tied 2-2  
 At Norman: OU leads 2-0  
 At Monroe, La.: ULM leads 1-0  
 At Tulsa, Okla.: ULM leads 1-0

Date	Result	Location
3/7/79	L, 69-59	Tulsa
1/7/83	W, 87-75	Wichita
12/2/89	W, 95-93	Norman
1/28/91	L, 79-76	Monroe

## Louisiana Tech 1-4

Games: 5  
 Series Record: La. Tech leads 4-1  
 At Eugene, Ore.: OU leads 1-0  
 At Norman, Okla.: La. Tech leads 1-0  
 At Ruston, La.: La. Tech leads 2-0  
 At Nacogdoches, Texas: La. Tech leads 1-0

Date	Result	Location
3/18/81	L, 88-68	Nacogdoches
2/22/82	L, 101-57	Norman
2/21/83	L, 105-75	Ruston
3/18/95	L, 48-36	Ruston
12/18/04	W, 86-59	Eugene

## Louisville 0-2

Games: 2  
 Series Record: Louisville leads 2-0  
 At St. Louis: Louisville leads 1-0  
 At Norman: Louisville leads 1-0

Date	Result	Location
4/4/09	L, 61-59	St. Louis
11/17/13	L, 97-92 (OT)	Norman



# RECORDS VS. OPPONENTS

## Loyola Marymount 1-1

Games: 2  
Series Record: Tied 1-1  
At Los Angeles: Tied 1-1

Date	Result	Location
12/28/90	L, 76-75	Los Angeles
11/27/97	W, 63-55	Los Angeles

## Loyola (Md.) 1-0

Games: 1  
Series Record: OU leads 1-0  
At Ruston, La.: OU leads 1-0

Date	Result	Location
3/16/95	W, 90-55	Ruston

## LSU 1-0

Games: 1  
Series Record: OU leads 1-0  
At Norman: OU leads 1-0

Date	Result	Location
12/7/19	W, 90-68	Norman

## Marist 4-1

Games: 5  
Series Record: OU leads 4-1  
At Tempe, Ariz.: OU leads 1-0  
At Norman: OU leads 2-0  
At Poughkeepsie, N.Y.: Tied 1-1

Date	Result	Location
3/20/04	W, 58-45	Tempe
11/26/08	W, 83-57	Norman
12/09/09	W, 80-71	Poughkeepsie
12/2/12	W, 68-55	Norman
12/21/13	L, 76-69	Poughkeepsie

## Marquette 1-0

Games: 1  
Series Record: OU leads 1-0  
At Austin, Texas: OU leads 1-0

Date	Result	Location
3/19/07	W, 78-47	Austin

## Maryland 0-1

Games: 1  
Series Record: UM leads 1-0  
At Chapel Hill, N.C.: UM leads 1-0

Date	Result	Location
11/11/07	L, 76-66	Chapel Hill

## Maryland Eastern Shore 1-0

Games: 1  
Series Record: OU leads 1-0  
At Norman: OU leads 1-0

Date	Result	Location
12/15/13	W, 105-46	Norman

## McNeese State 2-1

Games: 3  
Series Record: OU leads 2-1  
At Norman: OU leads 1-0  
At Lake Charles, La.: OU leads 1-0 (by forfeit)  
At College Station, Texas: OU leads 1-0

Date	Result	Location
1/8/80	L, 61-46	College Station
1/7/81	W, 96-71	Norman
1/19/81	W, by forfeit	Lake Charles

(MS, 82-77, OT)

## Memphis 0-2

Games: 2  
Series Record: UM leads 2-0  
At College Station, Texas: UM leads 1-0  
At Jamaica, N.Y.: UM leads 1-0

Date	Result	Location
1/10/80	L, 54-53	College Station
12/28/96	L, 71-65	Jamaica

## Mercer 2-0

Games: 2  
Series Record: OU leads 2-0  
At Norman: OU leads 1-0  
At Fayetteville, Ark.: OU leads 1-0

Date	Result	Location
12/19/92	W, 69-60	Fayetteville
11/13/09	W, 108-66	Norman

## Miami (Fla.) 2-2

Games: 4  
Series Record: Tied 2-2  
At Norman: OU leads 1-0  
At Coral Gables, Fla.: UM leads 2-0  
At Charlottesville, Va.: OU leads 1-0

Date	Result	Location
12/30/88	L, 69-66	Coral Gables
12/20/97	W, 67-62	Norman
12/19/98	L, 62-60	Coral Gables
3/22/11	W, 88-83	Charlottesville

## Michigan 2-0

Games: 2  
Series Record: OU leads 2-0  
At Norman: OU leads 2-0

Date	Result	Location
12/28/93	W, 96-86	Norman
3/18/12	W, 88-67	Norman

## Michigan State 1-1

Games: 2  
Series Record: Tied 1-1  
At East Lansing, Mich.: OU leads 1-0  
At Norman: MSU leads 1-0

Date	Result	Location
12/21/05	L, 80-60	Norman
12/16/07	W, 66-55	East Lansing

## Middle Tennessee 2-0

Games: 2  
Series Record: OU leads 2-0  
At Bowling Green, Ky.: OU leads 1-0  
At Norman: OU leads 1-0

Date	Result	Location
11/24/85	W, 83-75	Bowling Green
11/19/08	W, 85-65	Norman

## Midwestern State 2-0

Games: 2  
Series Record: OU leads 2-0  
At Norman: OU leads 1-0  
At Wichita Falls, Texas: OU leads 1-0

Date	Result	Location
1/16/84	W, 118-75	Norman
11/26/84	W, 91-46	Wichita Falls

## Milwaukee 3-0

Games: 3  
Series Record: OU leads 3-0  
At Norman: OU leads 2-0  
At Milwaukee: OU leads 1-0

Date	Result	Location
11/11/06	W, 89-57	Norman
11/13/10	W, 76-69	Milwaukee
12/11/11	W, 72-50	Norman

## Minnesota 2-0

Games: 2  
Series Record: OU leads 2-0  
At Minneapolis: OU leads 1-0  
At Stillwater, Okla.: OU leads 1-0

Date	Result	Location
12/22/90	W, 85-75	Minneapolis
12/31/94	W, 74-64	Stillwater

## Mississippi 1-2

Games: 3  
Series Record: UM leads 2-1  
At Norman: OU leads 1-0  
At Oxford, Miss.: UM leads 1-0  
At Dayton, Ohio: UM leads 1-0

Date	Result	Location
12/14/97	W, 89-85	Norman
12/2/98	L, 77-75	Oxford
3/25/07	L, 90-82	Dayton

## Mississippi State 1-0

Games: 1  
Series Record: OU leads 1-0  
At Cancun, Mexico: OU leads 1-0

Date	Result	Location
11/23/07	W, 88-73	Cancun

## Mississippi Valley State 0-1

Games: 1  
Series Record: MVSU leads 1-0  
At Norman: MVSU leads 1-0

Date	Result	Location
12/8/88	L, 89-83	Norman

# RECORDS VS. OPPONENTS



## Missouri 30-29

Games: 59  
 Series Record: OU leads 30-29  
 At Columbia, Mo.: MU leads 14-10  
 At Dallas: OU leads 1-0  
 At Kansas City: MU leads 3-1  
 At Lawrence, Kan.: MU leads 2-0  
 At Manhattan, Kan.: MU leads 1-0  
 At Norman: OU leads 16-9  
 At Salina, Kan.: OU leads 2-0

Date	Result	Location
1/4/77	L, 66-46	Norman
1/6/78	L, 80-56	Lawrence
1/17/80	L, 90-63	Columbia
12/20/80	W, 73-65	Columbia
1/17/81	L, 68-65	Lawrence
1/16/82	L, 87-64	Manhattan
2/24/82	L, 81-62	Norman
1/22/83	L, 109-73	Columbia
2/12/83	W, 85-75	Norman
2/4/84	L, 73-68	Norman
2/28/84	L, 102-77	Columbia
1/16/85	W, 93-83	Norman
2/16/85	L, 92-74	Columbia
3/9/85	L, 89-83	Kansas City
1/25/86	W, 105-79	Columbia
2/22/86	W, 88-80	Norman
3/6/86	L, 71-66	Kansas City
1/17/87	L, 72-70	Columbia
2/7/87	L, 86-76	Norman
1/20/88	L, 91-72	Columbia
2/6/88	W, 93-84	Norman
1/11/89	L, 71-68	Columbia
2/25/89	L, 104-91	Norman
1/27/90	L, 79-75	Norman
2/24/90	L, 89-60	Columbia
3/3/90	W, 80-77	Salina
1/12/91	W, 67-66	Norman
2/10/91	L, 68-59	Columbia
1/22/92	W, 74-72	Norman
2/9/92	L, 86-56	Columbia
3/7/92	W, 80-79	Salina
1/31/93	L, 69-63	Columbia
2/26/93	L, 68-49	Norman
1/30/94	W, 86-65	Norman
2/25/94	W, 77-71	Columbia
1/6/95	W, 98-83	Columbia
2/5/95	W, 80-57	Norman
1/26/96	W, 69-55	Norman
2/25/96	L, 89-66	Columbia
2/15/97	L, 81-56	Norman
2/22/98	L, 75-68	Columbia
2/27/99	L, 73-64	Norman
1/29/00	W, 76-71	Columbia
2/3/01	W, 82-62	Norman
2/23/02	W, 90-70	Columbia
2/26/03	W, 74-69	Norman
1/28/04	L, 77-65	Columbia
2/19/05	W, 73-59	Norman
2/4/06	W, 88-73	Columbia
3/9/06	W, 75-54	Dallas
2/25/07	W, 72-57	Norman
2/6/08	W, 64-57	Columbia
3/11/08	L, 70-64 (OT)	Kansas City
1/31/09	W, 78-56	Norman
1/20/10	W, 74-65	Columbia
2/12/11	W, 69-47	Norman
1/28/12	W, 62-59	Columbia



» Ashley Paris recorded a career-high 23 rebounds against Missouri on March 11, 2008.

2/11/12	W, 64-60	Norman
3/8/12	W, 70-59	Kansas City

### Missouri-Kansas City 1-0

Games: 1  
 Series Record: OU leads 1-0  
 At Norman: OU leads 1-0

Date	Result	Location
12/11/84	W, 88-62	Norman

### Missouri State 4-4

Games: 8  
 Series Record: Sries tied 4-4  
 At Norman: Series tied 2-2  
 At Springfield, Mo.: Series tied 2-2

Date	Result	Location
12/11/84	W, 88-62	Norman
1/12/80	W, 68-66	Springfield
12/13/96	L, 81-58	Springfield
12/3/97	L, 81-65	Norman
12/1/00	W, 89-82	Norman
12/16/00	L, 69-61	Springfield
12/11/04	W, 74-71	Norman
12/10/05	W, 68-57	Springfield
11/14/19	L, 96-90	Norman

### Montana 0-1

Games: 1  
 Series Record: UM leads 1-0  
 At Missoula, Mont.: UM leads 1-0

Date	Result	Location
11/11/94	L, 76-64	Missoula

### Montana State 2-1

Games: 3  
 Series Record: OU leads 2-1  
 At Norman: OU leads 1-0  
 At Bozeman, Mont.: OU leads 1-0  
 At Provo, Utah: MSU leads 1-0

Date	Result	Location
12/29/89	L, 86-80	Provo
12/8/01	W, 86-62	Norman
12/10/03	W, 90-59	Bozeman

## Nebraska 27-23

Games: 50  
 Series Record: OU leads 27-23  
 At Norman: OU leads 16-6  
 At Lincoln, Neb.: NU leads 16-8  
 At Dallas: OU leads 1-0  
 At Lawrence, Kan.: OU leads 1-0  
 At Salina, Kan.: Tied 1-1

Date	Result	Location
1/5/78	W, 60-59	Lawrence
1/13/79	L, 71-63	Norman
1/18/79	L, 82-60	Lincoln
12/15/79	L, 68-44	Lincoln
1/12/83	L, 85-78	Norman
2/18/83	W, 107-85	Norman
2/8/84	W, 96-85	Lincoln
3/3/84	W, 97-79	Norman
2/6/85	W, 86-74	Norman
3/2/85	L, 102-99	Lincoln
1/29/86	W, 88-72	Norman
2/18/86	W, 102-75	Lincoln
1/24/87	W, 97-81	Norman
2/21/87	L, 97-89	Lincoln
1/27/88	L, 94-82	Norman
2/9/88	L, 92-74	Lincoln
1/25/89	W, 68-65 (OT)	Norman
2/8/89	L, 85-76	Lincoln
1/31/90	L, 88-81	Lincoln
2/21/90	W, 102-77	Norman
1/26/91	L, 95-67	Lincoln
2/24/91	W, 75-72	Norman
1/29/92	L, 97-65	Lincoln
2/15/92	W, 92-89	Norman
1/10/93	L, 87-78	Lincoln
2/5/93	L, 97-83	Norman
1/9/94	W, 79-78	Norman
2/4/94	L, 82-76	Lincoln
3/5/94	L, 73-56	Salina
1/13/95	W, 63-62	Norman
2/12/95	W, 85-83	Lincoln
3/4/95	W, 77-67	Salina
1/5/96	L, 79-58	Norman
2/4/96	L, 71-52	Lincoln
1/26/97	L, 87-59	Lincoln
2/14/98	L, 101-72	Norman
1/30/99	L, 85-62	Lincoln
2/5/00	W, 91-69	Norman
2/7/01	W, 84-62	Lincoln
2/16/02	W, 81-47	Norman
1/11/03	W, 57-43	Lincoln
3/11/03	W, 71-51	Dallas
1/7/04	W, 70-51	Norman
2/6/05	L, 70-51	Lincoln
2/26/06	W, 73-45	Norman
1/6/07	W, 77-69	Lincoln
1/16/08	W, 80-72	Norman
1/10/09	W, 77-56	Lincoln
2/24/10	L, 80-64	Norman
1/8/11	W, 70-50	Lincoln

### Nebraska-Omaha 1-0

Games: 1  
 Series Record: OU leads 1-0  
 At Springfield, Mo.: OU leads 1-0

Date	Result	Location
11/23/79	W, 67-40	Springfield



# RECORDS VS. OPPONENTS

## New Hampshire 1-0

Games: 1  
Series Record: OU leads 1-0  
At Miami: OU leads 1-0

Date	Result	Location
1/2/85	W, 73-42	Miami

## New Mexico 10-3

Games: 5  
Series Record: OU leads 10-3  
At Norman: OU leads 4-1  
At Oklahoma City: OU leads 1-0  
At Albuquerque, N.M.: OU leads 4-2  
At Las Cruces, N.M.: OU leads 1-0

Date	Result	Location
1/13/78	W, 75-74	Las Cruces
12/2/78	L, 70-67	Norman
12/9/85	W, 73-61	Albuquerque
12/1/86	W, 87-51	Norman
1/2/95	W, 95-66	Norman
11/28/95	L, 82-75	Albuquerque
11/16/05	W, 74-63	Albuquerque
12/30/05	W, 83-70	Albuquerque
12/30/06	W, 80-58	Oklahoma City
12/12/10	W, 63-60	Norman
11/19/11	W, 58-56	Albuquerque
12/16/18	W, 105-63	Norman
11/28/19	L, 88-84	Albuquerque

## New Mexico State 3-2

Games: 5  
Series Record: OU leads 3-2  
At Norman: NMSU leads 1-0  
At Las Cruces, N.M.: OU leads 2-1  
At Amarillo, Texas: OU leads 1-0

Date	Result	Location
1/11/78	W, 71-61	Las Cruces
1/12/78	L, 77-61	Las Cruces
11/29/86	W, 80-71	Las Cruces
1/6/88	L, 78-72	Norman
3/24/94	W, 82-77	Amarillo

## North Carolina 2-2

Games: 4  
Series Record: Tied 2-2  
At Chapel Hill, N.C.: OU leads 1-0  
At Honolulu: OU leads 1-0  
At Norman: UNC leads 1-0  
At Los Angeles: UNC leads 1-0

Date	Result	Location
11/28/97	L, 68-61	Los Angeles
1/21/01	W, 94-77	Chapel Hill
11/30/02	W, 66-63	Honolulu
11/23/08	L, 80-79	Norman

## N.C. Central 1-0

Games: 1  
Series Record: OU leads 1-0  
At Norman: OU leads 1-0

Date	Result	Location
1/4/09	W, 89-25	Norman



» Courtney Paris became the first Sooner to record 40 points and 20 rebounds in a single game. She did it against New Mexico on Dec. 30, 2006, finishing with 43 points and 26 rebounds in Oklahoma City.

## North Texas 21-3

Games: 24  
Series Record: OU leads 21-3  
At Norman: OU leads 12-1  
At Denton, Texas: OU leads 8-2  
At San Antonio, Texas: OU leads 1-0

Date	Result	Location
2/2/79	L, 80-62	Denton
2/13/79	W, 45-44	Norman
11/29/79	W, 91-44	Norman
1/14/80	W, 67-45	Denton
12/3/80	W, 101-81	Norman
2/6/81	W, 84-53	Denton
12/9/82	W, 77-64	Denton
12/10/83	W, 99-44	Norman
12/13/84	W, 94-56	Denton
12/5/87	W, 77-75	Denton
1/3/89	W, 93-71	Norman
11/30/89	L, 91-85	Denton
1/2/91	W, 78-69	Norman
12/8/93	W, 90-73	Norman
11/26/94	W, 84-74	Denton
12/1/95	W, 102-60	Norman
12/10/96	W, 67-65	Denton
1/5/00	W, 86-63	Norman
12/18/00	W, 75-61	Norman
11/24/01	W, 83-68	San Antonio
11/27/07	W, 79-42	Norman
12/6/12	W, 71-68	Norman
12/7/14	W, 68-39	Denton
11/16/15	L, 61-57	Norman

## Northeastern 1-0

Games: 1  
Series Record: OU leads 1-0  
At Jamaica, N.Y.: OU leads 1-0

Date	Result	Location
12/29/96	W, 76-54	Jamaica

## Northeastern State 2-1

Games: 3  
Series Record: OU leads 2-1  
At Norman: OU leads 1-0  
At Edmond, Okla.: Tied 1-1

Date	Result	Location
2/8/75	W, 55-51	Edmond
2/28/76	L, 63-56	Edmond
12/5/83	W, 87-53	Norman

## Northern Arizona 1-1

Games: 2  
Series Record: Tied 1-1  
At Flagstaff, Ariz.: NAU leads 1-0  
At Honolulu: OU leads 1-0

Date	Result	Location
11/29/87	W, 68-47	Honolulu
12/30/97	L, 101-62	Flagstaff

## Northern Colorado 1-0

Games: 1  
Series Record: OU leads 1-0  
At Norman: OU leads 1-0

Date	Result	Location
12/17/06	W, 82-36	Norman

## Northern Iowa 1-0

Games: 1  
Series Record: OU leads 1-0  
At Green Bay, Wis.: OU leads 1-0

Date	Result	Location
12/9/89	W, 78-76	Green Bay

## Northern Oklahoma 0-2

Games: 2  
Series Record: NOC leads 2-0  
At Norman: NOC leads 1-0  
At Tonkawa, Okla.: NOC leads 1-0

Date	Result	Location
12/11/76	L, 62-61	Tonkawa
1/29/77	L, 66-59	Norman

## Northwestern (La.) State 2-0

Games: 1  
Series Record: OU leads 1-0  
At Norman: OU leads 1-0

Date	Result	Location
11/29/12	W, 96-35	Norman
11/15/18	W, 93-56	Norman

## Northwest Missouri State 0-1

Games: 1  
Series Record: NMSU leads 1-0  
At Springfield, Mo.: NMSU leads 1-0

Date	Result	Location
11/24/78	L, 74-44	Springfield

# RECORDS VS. OPPONENTS



## Northwestern Oklahoma State 2-6

Games: 8  
 Series Record: NW leads 6-2  
 At Norman: NW leads 2-1  
 At Alva, Okla.: NW leads 3-1  
 At Stillwater, Okla.: NW leads 1-0

Date	Result	Location
2/28/75	L, 79-42	Stillwater
2/20/76	L, 91-36	Alva
12/3/76	L, 67-63	Norman
2/12/77	L, 73-66	Alva
1/25/78	W, 70-68	Norman
2/18/78	L, 78-60	Alva
1/27/79	L, 73-46	Norman
2/18/79	W, 65-58	Alva

## Notre Dame 2-3

Games: 5  
 Series Record: ND leads 3-2  
 At Seattle: OU leads 1-0  
 At West Lafayette, Ind.: ND leads 1-0  
 At Dayton, Ohio: ND leads 1-0

Date	Result	Location
12/30/86	W, 57-54	Seattle
3/25/08	L, 79-75 (OT)	West Lafayette
11/28/09	L, 81-71	U.S.V.I.
3/28/10	W, 77-72	Kansas City
3/26/11	L, 78-53	Dayton

## Ohio 1-0

Games: 1  
 Series Record: OU leads 1-0  
 At Las Vegas, Nev.: OU leads 1-0

Date	Result	Location
12/18/11	W, 89-57	Las Vegas

## Ohio State 0-4

Games: 4  
 Series Record: OSU leads 4-0  
 At Norman, Okla.: OSU leads 2-0  
 At Columbus, Ohio: OSU leads 2-0

Date	Result	Location
1/9/06	L, 75-71	Columbus
12/20/06	L, 74-67	Norman
12/5/10	L, 95-84	Columbus
12/4/11	L, 69-63	Norman

## Oklahoma Baptist 4-0

Games: 4  
 Series Record: OU leads 4-0  
 At Norman: OU leads 3-0  
 At Shawnee, Okla.: OU leads 1-0

Date	Result	Location
11/30/77	W, 104-45	Norman
2/1/78	W, 92-49	Shawnee
11/30/81	W, 82-79	Norman
11/29/84	W, 86-59	Norman

## Oklahoma Christian 1-0

Games: 1  
 Series Record: OU leads 1-0  
 At Norman: OU leads 1-0

Date	Result	Location
11/04/10	W, 91-42	Norman

## Oklahoma City 9-0

Games: 9  
 Series Record: OU leads 9-0  
 At Norman: OU leads 4-0  
 At Oklahoma City: OU leads 5-0

Date	Result	Location
12/13/80	W, 86-75	Norman
1/5/81	W, 68-60	Oklahoma City
2/25/81	W, 77-66	Oklahoma City
12/5/81	W, 79-76	Norman
2/16/82	W, 72-71	Norman
2/26/82	W, 61-60	Oklahoma City
2/9/83	W, 94-84	Oklahoma City
12/12/83	W, 100-52	Norman
12/9/84	W, 86-51	Oklahoma City

## Oklahoma State 63-44

Games: 107  
 Series Record: OU leads 63-44  
 At Norman: OU leads 34-14  
 At Stillwater, Okla.: OU leads 24-23  
 At Boulder, Colo.: OSU leads 1-0  
 At Columbia, Mo.: OSU leads 1-0  
 At Edmond, Okla.: OSU leads 1-0  
 At Lawrence, Kan.: OU leads 1-0  
 At Oklahoma City: Tied 1-1  
 At Salina, Kan.: OSU leads 2-0  
 At Weatherford, Okla.: OU leads 1-0  
 At Kansas City, Mo.: OU leads 2-1

Date	Result	Location
1/23/75	L, 70-41	Norman
2/19/75	L, 93-44	Stillwater
12/10/75	L, 76-36	Stillwater
2/6/76	L, 53-47	Norman
2/27/76	L, 68-31	Edmond
1/22/77	L, 73-65	Boulder
1/25/77	L, 52-44	Stillwater
2/9/77	L, 70-50	Norman
3/4/77	L, 45-41	Stillwater
12/6/77	W, 80-74	Norman
2/8/78	L, 74-60	Stillwater
11/29/78	L, 77-62	Norman
2/7/79	L, 62-48	Stillwater
2/23/79	W, 53-48	Weatherford
12/7/79	W, 54-41	Norman
1/19/80	L, 60-54	Columbia
2/6/80	W, 52-45	Stillwater
2/21/80	W, 65-62	Norman
12/10/80	W, 89-79	Norman
1/15/81	W, 75-61	Lawrence
1/31/81	W, 76-68	Stillwater
1/20/82	W, 78-68	Stillwater
2/3/82	W, 71-57	Norman
2/27/82	L, 53-52	Oklahoma City
1/27/83	W, 77-64	Norman
2/16/83	W, 83-82 (OT)	Stillwater
1/24/84	W, 75-72	Norman
2/14/84	L, 79-71	Stillwater
2/3/85	L, 85-76	Stillwater
2/27/85	W, 91-62	Norman
2/5/86	W, 108-68	Norman
3/2/86	W, 86-67	Stillwater
3/5/86	W, 85-50	Norman
1/21/87	L, 84-68	Norman

2/11/87	W, 75-70	Stillwater
1/23/88	W, 83-81	Norman
2/16/88	W, 79-78	Stillwater
1/17/89	L, 71-64	Stillwater
2/4/89	L, 87-68	Norman
1/24/90	L, 99-94	Norman
2/6/90	L, 89-77	Stillwater
3/4/90	L, 87-78	Salina
1/19/91	L, 76-60	Stillwater
2/13/91	L, 72-63	Norman
1/25/92	W, 75-65	Stillwater
2/19/92	W, 98-75	Norman
1/17/93	L, 65-44	Stillwater
2/14/93	W, 64-55	Norman
3/6/93	L, 85-70	Salina
1/16/94	W, 82-60	Norman
2/13/94	L, 77-68	Stillwater
1/28/95	W, 62-61	Stillwater
2/26/95	W, 76-67	Norman
1/14/96	L, 86-79 (2OT)	Norman
2/11/96	L, 62-58	Stillwater
1/29/97	L, 88-57	Norman
2/23/97	L, 67-54	Stillwater
2/7/98	L, 76-54	Norman
2/28/98	L, 69-52	Stillwater
1/13/99	W, 74-58	Norman
2/10/99	W, 61-53	Stillwater
3/2/99	L, 70-56	Kansas City
2/12/00	W, 93-69	Stillwater
3/1/00	W, 77-68	Norman
2/10/01	W, 76-47	Stillwater
2/24/01	W, 88-83 (OT)	Norman
1/9/02	W, 65-48	Norman
1/29/02	W, 66-58	Stillwater
3/6/02	W, 87-56	Kansas City
2/9/03	W, 87-71	Norman
3/1/03	W, 71-57	Stillwater
1/17/04	W, 87-37	Norman
2/28/04	W, 78-44	Stillwater
1/19/05	W, 70-43	Norman
3/3/05	W, 69-58	Stillwater
1/14/06	W, 85-51	Stillwater
1/31/06	W, 70-54	Norman
1/17/07	W, 76-60	Stillwater
2/4/07	W, 78-63	Norman
1/12/08	L, 82-63	Stillwater
2/23/08	W, 81-71	Norman
2/8/09	W, 93-79	Stillwater
2/28/09	W, 73-63	Norman
2/6/10	W, 77-66	Stillwater
3/7/10	W, 95-62	Norman
3/13/10	W, 74-69	Kansas City
1/29/11	W, 82-77	Stillwater
3/2/11	W, 81-66	Norman
1/14/12	L, 66-63	Stillwater
2/4/12	W, 80-71	Norman
2/10/13	W, 80-61	Norman
2/23/13	L, 83-62	Stillwater
2/1/14	W, 81-74	Norman
2/16/14	L, 73-57	Stillwater
1/19/15	W, 73-54	Norman
3/2/15	W, 66-56	Stillwater
1/16/16	L, 73-42	Stillwater
2/3/16	L, 71-69	Norman
3/5/16	W, 61-43	Oklahoma City
1/22/17	W, 68-62	Norman



# RECORDS VS. OPPONENTS

2/4/17	W, 66-60	Stillwater
1/7/18	L, 96-82	Stillwater
1/20/18	L, 70-67	Norman
2/6/19	L, 84-74	Stillwater
2/20/19	W, 75-66	Norman
1/8/20	W, 77-75	Stillwater
2/11/20	L, 73-69	Norman

## Old Dominion 0-1

Games: 1  
Series Record: ODU leads 1-0  
At Miami: ODU leads 1-0

Date	Result	Location
12/29/92	L, 60-54	Miami

## Oral Roberts 21-15

Games: 36  
Series Record: OU leads 21-15  
At Norman: OU leads 10-6  
At Tulsa, Okla.: OU leads 7-6  
At Oklahoma City: Tied 1-1  
At Stillwater, Okla.: OU leads 3-0  
At Tahlequah, Okla.: ORU leads 1-0  
At Weatherford, Okla.: ORU leads 1-0

Date	Result	Location
12/15/76	W, 59-56	Tulsa
1/17/77	L, 62-58	Norman
1/3/78	L, 84-55	Tulsa
2/4/78	L, 81-62	Norman
2/25/78	L, 57-53	Tahlequah
12/5/78	W, 72-64	Norman
1/8/79	L, 62-49	Tulsa
2/24/79	L, 69-66	Weatherford
1/24/80	L, 64-52	Norman
2/2/80	L, 77-63	Tulsa
2/22/80	L, 73-60	Norman
1/29/80	L, 80-76	Tulsa
2/16/81	W, 66-59	Norman
2/26/81	L, 72-62	Oklahoma City
1/18/82	L, 93-72	Tulsa
2/13/82	L, 95-78	Norman
1/4/83	L, 86-72	Tulsa
1/7/84	W, 101-77	Norman
1/11/85	W, 67-66	Tulsa
1/11/86	W, 101-78	Norman
12/4/86	W, 87-72	Tulsa
12/2/87	W, 103-94	Norman
12/10/88	W, 97-83	Tulsa
1/2/93	W, 84-62	Norman
2/10/94	W, 99-48	Norman
12/20/95	W, 63-40	Norman
11/22/96	W, 62-50	Stillwater
12/15/96	W, 66-63	Tulsa
12/28/99	W, 83-66	Norman
11/18/00	W, 87-56	Tulsa
3/17/01	W, 70-64	Norman
11/17/01	W, 73-38	Stillwater
11/23/02	W, 70-42	Tulsa
11/22/03	W, 90-42	Oklahoma City
12/3/05	W, 107-76	Stillwater
12/4/16	L, 74-67	Norman

## Oregon 1-1

Games: 2  
Series Record: Tied at 1-1  
At Honolulu: OU leads 1-0  
At Eugene: OU leads 1-0

Date	Result	Location
11/24/12	W, 100-61	Honolulu
11/25/18	L, 94-72	Eugene

## Penn State 1-1

Games: 2  
Series Record: Tied 1-1  
At Honolulu: PSU leads 1-0  
At Lubbock, Texas: OU leads 1-0

Date	Result	Location
11/27/88	L, 86-63	Honolulu
12/2/89	W, 92-81	Lubbock

## Pepperdine 3-1

Games: 4  
Series Record: OU leads 3-1  
At Denver: OU leads 1-0  
At Malibu, Calif.: OU leads 2-1

Date	Result	Location
1/9/82	L, 75-70 (OT)	Malibu
1/12/84	W, 85-69	Malibu
11/29/04	W, 95-77	Malibu
3/18/06	W, 78-66	Denver

## Phillips 3-5

Games: 8  
Series Record: PU leads 5-3  
At Norman: PU leads 3-1  
At Enid, Okla.: Tied 2-2

Date	Result	Location
12/1/77	L, 83-60	Enid
2/16/77	L, 72-34	Norman
12/10/78	L, 84-75	Enid
1/18/78	L, 69-68	Norman
12/12/79	L, 89-71	Norman
2/15/79	W, 75-65	Enid
12/3/82	W, 87-49	Enid
12/6/83	W, 93-57	Norman

## Pittsburgh 2-0

Games: 2  
Series Record: OU leads 2-0  
At Amarillo, Texas: OU leads 1-0  
At Oklahoma City: OU leads 1-0

Date	Result	Location
3/25/94	W, 86-77	Amarillo
3/29/09	W, 70-59	Oklahoma City

## Portland 1-0

Games: 1  
Series Record: OU leads 1-0  
At Portland, Ore.: OU leads 1-0

Date	Result	Location
1/3/87	W, 83-70	Portland

## Portland State 2-0

Games: 2  
Series Record: OU leads 2-0  
At Las Vegas: OU leads 1-0  
At Pullman, Wash.: OU leads 1-0

Date	Result	Location
12/3/84	W, 85-67	Pullman
12/21/16	W, 74-60	Las Vegas

## Prairie View A&M 9-0

Games: 9  
Series Record: OU leads 9-0  
At Norman: OU leads 5-0  
At Prairie View, Texas: OU leads 3-0  
At Iowa City, Iowa: OU leads 1-0

Date	Result	Location
11/29/91	W, 121-49	Norman
12/12/91	W, 92-68	Prairie View
12/14/92	W, 105-35	Norman
1/23/92	W, 98-50	Prairie View
12/12/93	W, 101-41	Norman
1/14/93	W, 92-56	Prairie View
3/22/09	W, 76-47	Iowa City
11/28/10	W, 78-55	Norman
11/8/20	W, 94-48	Norman

## Purdue 4-0

Games: 4  
Series Record: OU leads 4-0  
At West Lafayette, Ind.: OU leads 1-0  
At Durham, N.C.: OU leads 1-0  
At Lexington, Ky.: OU leads 1-0  
At Oklahoma City: OU leads 1-0

Date	Result	Location
3/20/00	W, 76-74	West Lafayette
11/1/02	W, 80-75	Durham
3/31/09	W, 74-68	Oklahoma City
3/19/16	W, 61-45	Lexington

## Rice 2-0

Games: 2  
Series Record: OU leads 2-0  
At Norman: OU leads 1-0  
At Stillwater, Okla.: OU leads 1-0

Date	Result	Location
12/3/92	W, 82-69	Norman
12/30/95	W, 89-59	Stillwater

## Quinnipiac 1-0

Games: 1  
Series Record: OU leads 1-0  
At Stanford, Calif.: OU leads 1-0

Date	Result	Location
3/21/15	W, 111-84	Stanford

## Rutgers 0-1

Games: 1  
Series Record: RU leads 1-0  
At Miami, Fla.: RU leads 1-0

Date	Result	Location
1/30/85	L, 80-72	Miami

# RECORDS VS. OPPONENTS



## **Sacramento State** 1-0

Games: 1  
Series Record: OU leads 1-0  
At Norman, Okla.: OU leads 1-0

Date	Result	Location
11/13/11	W, 117-55	Norman

## **St. Gregory's** 0-2

Games: 2  
Series Record: St. Gregory's leads 2-0  
At Norman: St. Gregory's leads 1-0  
At Shawnee, Okla.: St. Gregory's leads 1-0

Date	Result	Location
1/30/75	L, 82-57	Norman
2/12/75	L, 88-35	Shawnee

## **St. Joseph's** 0-1

Games: 1  
Series Record: St. Joseph's leads 1-0  
At Miami, Fla.: St. Joseph's leads 1-0

Date	Result	Location
1/5/85	L, 76-75	Miami

## **St. John's (N.Y.)** 0-1

Games: 1  
Series Record: St. John's leads 1-0  
At Norman, Okla.: St. John's leads 1-0

Date	Result	Location
3/20/12	L, 74-70	Norman

## **Saint Louis** 2-0

Games: 2  
Series Record: OU leads 2-0  
At St. Louis: OU leads 1-0  
At Norman: OU leads 1-0

Date	Result	Location
12/30/08	W, 87-61	St. Louis
11/18/12	W, 68-33	Norman

## **Sam Houston State** 4-1

Games: 5  
Series Record: OU leads 4-1  
At Norman: OU leads 4-1

Date	Result	Location
11/24/90	L, 90-86	Norman
12/2/00	W, 97-60	Norman
11/26/03	W, 79-52	Norman
12/1/10	W, 94-45	Norman
12/15/19	W, 95-72	Norman

## **Samford** 1-0

Games: 1  
Series Record: OU leads 1-0  
Norman, Okla.: OU leads 1-0

Date	Result	Location
12/29/13	W, 66-35	Norman

## **San Diego** 4-0

Games: 4  
Series Record: OU leads 4-0  
At Norman: OU leads 2-0  
At San Diego, Calif.: OU leads 2-0

Date	Result	Location
1/4/82	W, 72-54	San Diego
1/15/83	W, 100-50	Norman
12/21/00	W, 84-39	Norman
12/21/01	W, 65-63 (2OT)	San Diego

## **San Diego State** 1-1

Games: 2  
Series Record: Tied 1-1  
At San Diego, Calif.: SDSU leads 1-0  
At U.S. V.I.: OU leads 1-0

Date	Result	Location
1/6/82	L, 68-65	San Diego
11/27/09	W, 87-48	U.S. V.I.

## **San Francisco** 1-0

Games: 1  
Series Record: OU leads 1-0  
At San Francisco: OU leads 1-0

Date	Result	Location
11/26/06	W, 53-51	San Francisco

## **Siena** 1-0

Games: 1  
Series Record: OU leads 1-0  
At Malibu, Calif.: OU leads 1-0

Date	Result	Location
11/28/04	W, 85-70	Malibu

## **Simon Fraser** 1-0

Games: 1  
Series Record: OU leads 1-0  
At Stanford, Calif.: OU leads 1-0

Date	Result	Location
12/29/88	W, 83-66	Stanford

## **Simpson** 1-0

Games: 1  
Series Record: OU leads 1-0  
At Wichita, Kan.: OU leads 1-0

Date	Result	Location
1/7/77	W, 88-69	Wichita

## **South Carolina** 3-0

Games: 3  
Series Record: OU leads 3-0  
At Columbia, S.C.: OU leads 1-0  
At Norman: OU leads 1-0  
At U.S. V.I.: OU leads 1-0

Date	Result	Location
12/7/06	W, 78-51	Columbia
12/30/07	W, 95-63	Norman
11/26/09	W, 75-67	U.S. V.I.

## **South Dakota State** 2-1

Games: 3  
Series Record: OU leads 2-1  
At Norman: OU leads 2-0  
At Brookings: USD 1-0

Date	Result	Location
3/21/10	W, 68-57	Norman
11/23/17	W, 74-60	Norman
12/6/17	L, 67-61	Brookings

## **South Florida** 1-2

Games: 3  
Series Record: USF leads 2-1  
At Norman: OU leads 1-0  
At Tampa: USF leads 1-0  
At U.S. V.I.: USF leads 1-0

Date	Result	Location
11/27/14	L, 83-68	U.S. V.I.
12/9/17	W, 79-74	Norman
11/18/18	L, 87-70	Tampa

## **Southeast Missouri State** 4-0

Games: 4  
Series Record: OU leads 4-0  
At Norman: OU leads 3-0  
At Austin, Texas: OU leads 1-0

Date	Result	Location
12/28/03	W, 87-59	Norman
11/24/04	W, 83-48	Norman
11/19/05	W, 84-62	Norman
3/17/07	W, 74-60	Austin

## **Southeastern Louisiana** 1-0

Games: 1  
Series Record: OU leads 1-0  
At Hammond, La.: OU leads 1-0

Date	Result	Location
1/6/90	W, 88-86	Hammont

## **Southeastern Oklahoma State** 4-2

Games: 6  
Series Record: OU leads 4-2  
At Durant, Okla.: SEOS leads 2-1  
At Norman: OU leads 3-0

Date	Result	Location
1/21/76	L, 56-45	Durant
2/4/76	W, 37-35	Norman
2/2/77	W, 68-56	Norman
2/26/77	L, 63-39	Durant
2/6/78	W, 59-47	Durant
2/22/78	W, 73-43	Norman



# RECORDS VS. OPPONENTS

## SMU 8-5

Games: 13  
Series Record: OU leads 7-5  
At Norman: OU leads 4-2  
At Dallas, Texas: OU leads 4-3

Date	Result	Location
1/5/92	W, 82-73	Norman
2/17/92	L, 69-63	Dallas
12/5/93	L, 72-66	Norman
1/2/94	W, 99-72	Dallas
12/5/96	L, 96-87	Norman
12/7/97	L, 91-82	Dallas
12/9/01	W, 101-71	Norman
11/5/02	W, 91-70	Dallas
12/21/03	L, 71-68	Dallas
12/3/04	W, 85-63	Dallas
11/13/06	W, 80-43	Norman
11/17/17	W, 87-75	Norman
12/22/18	W, 77-61	Dallas

## Stetson 1-0

Games: 1  
Series Record: OU leads 1-0  
At Norman: OU leads 1-0

Date	Result	Location
11/8/13	W, 78-60	Norman

## Southern 1-1

Games: 2  
Series Record: Tied 1-1  
At Norman: OU leads 1-0  
At Nacogdoches, Texas: SU leads 1-0

Date	Result	Location
3/9/78	L, 77-49	Nacogdoches
12/29/94	W, 100-72	Norman

## Southern California 0-1

Games: 1  
Series Record: USC leads 1-0  
At Los Angeles: USC leads 1-0

Date	Result	Location
12/5/81	L, 84-55	Los Angeles

## Southern Illinois 2-1

Games: 3  
Series Record: OU leads 2-1  
At Norman: OU leads 1-0  
At Springfield, Mo.: OU leads 1-0  
At Pullman, Wash.: SIU leads 1-0

Date	Result	Location
11/24/80	W, 58-46	Springfield
12/2/84	L, 82-62	Pullman
11/13/16	W, 80-48	Norman

## Southern Nazarene 2-0

Games: 2  
At Norman: OU leads 1-0  
At Bethany, Okla.: SNU leads 1-0

Date	Result	Location
12/5/74	L, 44-43	Bethany
2/15/75	W, 57-37	Norman

## Southern Utah 0-1

Games: 1  
Series Record: USU leads 1-0  
At Stillwater, Okla.: USU leads 1-0

Date	Result	Location
11/23/97	L, 64-63	Stillwater

## Southwestern Oklahoma State 1-3

Games: 4  
Series Record: SWOSU leads 3-1  
At Edmond, Okla.: SWOSU leads 1-0  
At Stillwater, Okla.: SWOSU leads 1-0  
At Weatherford, Okla.: Tied 1-1

Date	Result	Location
2/8/75	L, 63-47	Edmond
2/24/76	L, 72-41	Weatherford
3/5/77	L, 54-42	Stillwater
2/23/79	W, 79-35	Weatherford

## Stanford 2-6

Games: 8  
Series Record: SU leads 6-2  
At Norman: OU leads 2-0  
At San Antonio: SU leads 2-0  
At Stanford, Calif.: SU leads 3-0  
At Tempe, Ariz.: SU leads 1-0

Date	Result	Location
12/30/88	L, 91-66	Stanford
12/27/01	W, 102-98 (OT)	Norman
3/19/01	W, 67-50	Norman
1/3/03	L, 58-38	Stanford
3/22/04	L, 68-43	Tempe
3/25/06	L, 88-74	San Antonio
4/04/10	L, 73-66	San Antonio
3/23/15	L, 86-76	Stanford

## Stephen F. Austin 6-4

Games: 10  
Series Record: OU leads 6-4  
At Norman: OU leads 4-1  
At Nacogdoches, Texas: Tied 2-2  
At San Antonio: SFA leads 1-0

Date	Result	Location
3/8/78	L, 106-54	Nacogdoches
1/27/81	L, 70-49	Nacogdoches
12/12/82	L, 64-62	Norman
11/22/98	L, 82-58	San Antonio
12/29/99	W, 91-72	Norman
12/5/99	W, 61-47	Nacogdoches
12/5/03	W, 77-55	Norman
12/13/04	W, 79-52	Nacogdoches
12/8/10	W, 84-57	Norman
11/20/19	W, 75-62	Norman

## Syracuse 1-0

Games: 1  
Series Record: OU leads 1-0  
At Las Vegas: OU leads 1-0

Date	Result	Location
12/19/11	W, 82-63	Las Vegas

## Tennessee 1-5

Games: 6  
Series Record: UT leads 5-1  
At Norman: UT leads 1-0  
At Knoxville, Tenn.: UT leads 2-0  
At Tampa, Fla.: UT leads 1-0  
At Oklahoma City: Tied 1-1

Date	Result	Location
11/11/03	L, 94-68	Knoxville
12/21/04	L, 71-55	Norman
11/15/07	L, 70-67	Tampa
2/2/09	W, 80-70	Oklahoma City
1/3/10	L, 96-75	Knoxville
3/31/13	L, 74-59	Oklahoma City

## Tennessee Tech 1-1

Games: 2  
Series Record: Tied 1-1  
At Honolulu: TTU leads 1-0

Date	Result	Location
12/21/00	L, 74-64	Honolulu

## Texas 25-35

Games: 60  
Series Record: UT leads 35-25  
At Norman: OU leads 15-11  
At Oklahoma City: Tied 1-1  
At Austin, Texas: UT leads 10-8  
At Dallas: Tied 1-1  
At Lubbock, Texas: UT leads 1-0  
At Kansas City, Mo.: UT leads 2-0

Date	Result	Location
11/17/80	L, 66-47	Norman
2/10/81	L, 71-54	Austin
3/11/82	L, 87-78	Lubbock
3/20/86	L, 85-59	Austin
11/30/94	L, 84-78	Austin
12/7/95	W, 95-85	Norman
1/7/97	L, 87-69	Austin
1/22/97	L, 76-58	Norman
1/7/98	L, 78-44	Austin
1/17/98	W, 97-84	Norman
1/23/99	L, 81-73	Austin
2/3/99	W, 71-69	Norman
1/19/00	W, 76-73	Austin
2/16/00	L, 77-70	Norman
3/8/00	L, 71-68	Kansas City
1/10/01	W, 85-74	Norman
2/28/01	W, 65-54	Austin
1/19/02	W, 89-69	Norman
2/19/02	L, 68-62 (OT)	Austin
1/29/03	L, 60-54	Norman
3/5/03	L, 78-66	Austin
1/10/04	L, 63-58	Austin
3/2/04	L, 57-54	Norman
3/13/04	W, 66-47	Dallas
1/26/05	L, 83-71 OT	Norman
2/26/05	L, 72-36	Austin
3/9/05	L, 65-59	Kansas City
1/25/06	W, 75-57	Norman
2/15/06	W, 61-54	Austin
1/31/07	L, 67-62	Austin
2/12/07	W, 78-58	Norman
3/7/07	W, 67-58	Oklahoma City
2/3/08	W, 74-58	Austin
3/2/08	L, 65-50	Norman
1/25/09	W, 89-69	Norman



# RECORDS VS. OPPONENTS



3/8/09	W, 74-62	Austin
2/03/10	L, 75-57	Norman
2/27/10	W, 75-60	Austin
1/16/11	W, 71-67 (OT)	Austin
2/19/11	W, 91-62	Norman
1/21/12	W, 73-67	Norman
2/25/12	L, 87-62	Austin
1/5/13	W, 78-70	Austin
1/19/13	W, 69-56	Norman
1/8/14	L, 79-74 (OT)	Austin
2/19/14	W, 64-63	Norman
3/8/14	L, 82-72	Oklahoma City
1/14/15	W, 70-59	Norman
1/29/15	L, 84-81 (2OT)	Austin
3/8/15	L, 66-56	Oklahoma City
1/23/16	L, 83-76	Austin
2/14/16	W, 74-56	Norman
1/17/17	L, 86-68	Austin
2/18/17	W, 74-73	Norman
12/28/17	L, 88-78	Norman
2/27/18	L, 66-79	Austin
1/9/19	L, 63-73	Austin
2/2/19	L, 67-76	Norman
1/28/20	L, 70-56	Norman
2/29/20	L, 86-76	Austin

## Texas-Arlington 10-3

Games: 13  
 Series Record: OU leads 10-3  
 At Norman: OU leads 6-2  
 At Arlington, Texas: OU leads 4-1

Date	Result	Location
11/19/80	W, 61-59	Norman
2/4/80	W, 60-56	Arlington
2/5/82	W, 70-56	Norman
11/27/84	W, 92-66	Norman
12/4/85	W, 103-48	Arlington
11/29/86	W, 86-72	Arlington
12/8/87	W, 94-61	Norman
1/7/89	W, 86-75	Arlington
1/3/90	L, 80-78	Norman
12/10/92	L, 94-93	Norman
2/2/93	L, 80-59	Arlington
12/03/09	W, 100-67	Norman
11/20/13	W, 99-46	Norman

## Texas Rio Grande Valley 5-0

Games: 5  
 Series Record: OU leads 5-0  
 At Norman: OU leads 5-0

Date	Result	Location
11/25/89	W, 120-36	Norman
11/27/94	W, 88-68	Norman
12/17/96	W, 97-57	Norman
11/26/10	W, 116-66	Norman
12/8/16	W, 92-53	Norman

## Texas-San Antonio 6-0

Games: 6  
 Series Record: OU leads 6-0  
 At Norman: OU leads 4-0  
 At San Antonio, Texas: OU leads 1-0  
 At Las Cruces, N.M.: OU leads 1-0

Date	Result	Location
11/28/87	W, 67-63	Las Cruces
1/21/91	W, 93-86	Norman
11/25/92	W, 102-70	Norman
11/23/98	W, 66-53	San Antonio
11/23/99	W, 80-40	Norman
12/13/15	W, 80-41	Norman

## Texas A&M 27-21

Games: 48  
 Series Record: OU leads 27-21  
 At Norman: OU leads 17-3  
 At College Station, Texas: TAMU leads 11-8  
 At Dallas: OU leads 1-0  
 At Denton, Texas: OU leads 1-0  
 At Kansas City, Mo.: TAMU leads 3-1  
 At Springfield, Mo.: TAMU leads 1-0  
 At Oklahoma City: TAMU leads 2-0

Date	Result	Location
11/26/79	L, 52-45	Springfield
2/3/79	W, 58-49	Denton
1/11/80	L, 71-53	College Station
12/10/82	W, 83-55	Norman
12/6/86	W, 93-62	Norman
12/5/90	L, 101-86	College Station
12/9/91	L, 83-71	Norman
12/18/94	W, 90-69	Norman
12/18/95	L, 99-74	College Station
1/4/97	W, 71-69	Norman
2/5/97	L, 66-63	College Station
1/3/98	W, 84-76	Norman
1/21/98	L, 91-83	College Station
2/6/99	W, 83-71	College Station
2/24/99	W, 95-69	Norman
1/12/00	W, 87-59	Norman
1/26/00	W, 79-72	College Station
1/17/01	W, 97-84	Norman
1/31/01	W, 93-70	College Station
1/26/02	W, 72-40	College Station
2/9/02	W, 67-51	Norman
1/18/03	W, 77-39	Norman
2/5/03	L, 69-61	College Station
1/14/04	W, 65-56 (OT)	College Station
2/7/04	W, 56-46	Norman
3/9/04	W, 60-47	Dallas
1/9/05	W, 73-53	Norman
1/22/05	W, 63-51	College Station
3/8/05	W, 86-65	Kansas City
1/28/06	W, 81-72	College Station
2/18/06	W, 73-54	Norman
1/27/07	L, 54-52	Norman
2/10/07	L, 78-68	College Station
2/12/08	W, 68-56	Norman
3/6/08	L, 73-59	College Station
1/18/09	W, 71-59	Norman
2/23/09	L, 57-56	College Station
3/14/09	L, 74-62	Oklahoma City
1/17/10	W, 74-65	Norman
3/02/10	L, 78-55	College Station
3/14/10	L, 74-67	Kansas City

1/26/11	L, 80-78	Norman
2/9/11	L, 82-71	College Station
3/11/11	L, 81-68	Kansas City
1/8/12	L, 75-58	College Station
2/21/12	W, 64-55	Norman
3/9/12	L, 79-66	Kansas City
12/20/15	L, 74-68	Oklahoma City

## TCU 22-10

Games: 32  
 Series Record: OU leads 22-10  
 At Norman: OU leads 14-2  
 At Fort Worth, Texas: OU leads 9-6  
 At Oklahoma City: TCU leads 1-0

Date	Result	Location
1/3/92	W, 103-82	Norman
2/24/93	L, 79-73	Fort Worth
12/21/95	W, 89-70	Fort Worth
2/28/95	W, 92-44	Norman
11/25/96	W, 103-81	Fort Worth
12/7/96	W, 93-47	Norman
11/20/99	W, 78-66	Norman
12/7/00	W, 94-74	Fort Worth
11/27/02	W, 76-60	Norman
12/14/03	W, 68-64	Fort Worth
12/9/05	L, 81-65	Fort Worth
11/31/06	W, 77-63	Norman
11/21/09	W, 74-70	Norman
1/2/11	L, 76-69	Fort Worth
12/28/11	W, 82-54	Norman
1/9/13	W, 85-79	Fort Worth
1/30/13	W, 74-53	Norman
1/25/14	W, 63-52	Norman
3/1/14	L, 76-66	Fort Worth
1/17/15	W, 97-81	Fort Worth
2/14/15	W, 77-54	Norman
1/6/16	W, 78-65	Fort Worth
2/6/16	W, 77-64	Norman
1/1/17	W, 87-72	Norman
2/25/17	W, 73-64	Fort Worth
1/4/18	W, 84-71	Norman
1/27/18	L, 58-62	Fort Worth
3/3/18	L, 79-90	Oklahoma City
1/22/19	L, 86-71	Fort Worth
3/2/19	L, 76-63	Norman
1/19/20	L, 82-63	Norman
3/4/20	L, 96-71	Fort Worth

## Texas State 2-0

Games: 2  
 Series Record: OU leads 2-0  
 At Norman: OU leads 1-0  
 At San Marcos, Texas: OU leads 1-0

Date	Result	Location
12/9/88	W, 92-74	San Marcos
11/21/05	W, 76-57	Norman

## Texas Southern 3-1

Games: 4  
 Series Record: OU leads 3-1  
 At Norman: OU leads 3-0  
 At Denton, Texas: TSU leads 1-0

Date	Result	Location
2/7/81	L, 80-72	Denton
2/10/82	W, 82-70 (OT)	Norman
12/15/85	W, 103-71	Norman
12/19/88	W, 81-72	Norman



# RECORDS VS. OPPONENTS

## **Texas Tech** **37-26**

Games: 63  
 Series Record: OU leads 37-26  
 At Norman: OU leads 19-10  
 At Lubbock, Texas: Series tied 15-15  
 At Oklahoma City: TTU leads 1-0  
 At Miami: TTU leads 1-0  
 At Boise, Idaho: OU leads 1-0  
 At Kansas City, Mo.: OU leads 1-0

Date	Result	Location
12/1/80	L, 65-58	Lubbock
1/26/80	L, 55-48	Norman
1/12/81	W, 69-56	Norman
2/2/81	L, 79-70	Lubbock
2/18/82	L, 93-86	Lubbock
12/11/83	W, 93-91 (OT)	Norman
12/3/89	L, 64-54	Lubbock
12/16/90	L, 88-80	Norman
12/6/91	L, 66-50	Lubbock
12/28/93	L, 93-56	Miami
12/21/94	L, 80-75	Lubbock
11/29/95	L, 66-64	Norman
1/15/97	L, 67-55	Lubbock
2/19/97	L, 63-49	Norman
2/11/98	L, 79-63	Lubbock
2/19/98	L, 94-59	Norman
1/6/99	L, 93-69	Lubbock
1/27/99	L, 89-87	Norman
1/8/00	W, 82-76	Norman
2/19/00	L, 86-81	Lubbock
1/28/01	W, 84-66	Norman
2/17/01	W, 80-75	Lubbock
1/5/02	W, 80-68	Lubbock
25/27/02	W, 75-56	Norman
3/23/02	W, 72-62	Boise
1/15/03	L, 80-71	Norman
2/19/03	L, 59-48	Lubbock
2/10/04	W, 68-62	Lubbock
2/25/04	W, 65-53	Norman
1/5/05	L, 70-64	Lubbock
2/23/05	L, 83-70	Norman
1/18/06	W, 63-57	Norman
3/1/06	W, 60-59	Lubbock
1/22/07	W, 86-81 (2OT)	Norman
2/17/07	W, 70-67	Lubbock
1/23/08	W, 78-39	Norman
2/27/08	W, 65-55	Norman
2/17/09	W, 80-72	Lubbock
3/4/09	W, 61-49	Norman
1/09/10	W, 73-58	Norman
1/30/10	W, 70-66	Lubbock
1/19/11	W, 71-61	Norman
3/5/11	L, 65-61	Lubbock
3/9/11	W, 71-69	Kansas City
1/11/12	W, 71-68	Norman
2/29/12	W, 71-62	Lubbock
1/12/13	W, 65-55	Norman
3/4/13	W, 77-73	Lubbock
1/2/14	W, 68-38	Lubbock
3/3/14	W, 87-32	Norman
1/10/15	W, 75-58	Lubbock
1/24/15	W, 70-64	Norman
1/20/16	W, 92-53	Norman
3/1/16	W, 70-60	Lubbock
1/14/17	W, 66-45	Norman
2/11/17	W, 64-56	Lubbock

1/10/18	W, 73-52	Lubbock
2/24/18	W, 79-61	Norman
1/2/19	W, 66-61	Norman
3/5/19	L, 82-88	Lubbock
3/8/19	L, 84-104	Oklahoma City
1/22/20	L, 89-84 (OT)	Lubbock
3/7/20	L, 106-94	Norman

## **Tulane** **1-1**

Games: 2  
 Series Record: Tied 1-1  
 At Norman: OU leads 1-0  
 At New Orleans: Tulane leads 1-0

Date	Result	Location
1/8/87	W, 84-53	Norman
1/9/88	L, 82-75	New Orleans

## **Tulsa** **26-2**

Games: 28  
 Series Record: OU leads 26-2  
 At Norman: OU leads 11-1  
 At Edmond, Okla.: OU leads 1-0  
 At Enid, Okla.: OU leads 1-0  
 At Tulsa, Okla.: OU leads 12-1  
 At Stillwater, Okla.: OU leads 1-0  
 At Tahlequah, Okla.: OU leads 1-0

Date	Result	Location
2/18/76	L, 58-55	Norman
2/28/76	W, 57-53	Edmond
12/9/78	W, 95-52	Enid
12/18/78	W, 80-68	Tulsa
2/11/78	W, 94-45	Norman
2/23/78	W, 82-55	Tahlequah
11/1/79	W, 57-47	Tulsa
2/10/79	W, 69-54	Norman
2/22/80	W, 68-55	Tulsa
1/5/80	W, 77-40	Norman
1/29/81	W, 87-57	Norman
2/14/81	W, 106-68	Tulsa
2/14/82	W, 90-59	Tulsa
1/27/82	W, 87-62	Norman
2/4/83	W, 99-60	Norman
2/7/84	W, 82-64	Tulsa
2/11/86	W, 91-32	Norman
1/12/87	W, 62-39	Tulsa
2/29/00	W, 93-70	Norman
11/17/01	W, 80-49	Tulsa
2/18/02	W, 75-52	Stillwater
2/22/03	W, 65-61	Tulsa
12/4/05	L, 67-59	Tulsa (ORU)
12/2/06	W, 72-49	Tulsa
12/8/07	W, 67-47	Tulsa
12/21/09	W, 94-42	Norman
12/9/15	W, 75-62	Tulsa
12/11/16	W, 85-68	Norman

## **UAB** **1-2**

Games: 3  
 Series Record: UAB leads 2-1  
 At Cancun, Mexico: UAB leads 1-0  
 At Bimini, Bahamas: UAB leads 1-0  
 At Norman: OU leads 1-0

Date	Result	Location
2/27/98	L, 62-61	Cancun
11/22/18	L, 84-89	Bimini
11/10/19	W, 82-75	Norman

## **UCLA** **3-3**

Games: 6  
 Series Record: Tied 3-3  
 At Columbus, Ohio: OU leads 1-0  
 At Los Angeles: UCLA leads 2-1  
 At Norman: Tied 1-1

Date	Result	Location
1/8/82	L, 82-63	Los Angeles
2/5/06	W, 83-78	Norman
11/21/06	W, 77-68	Los Angeles
11/14/12	L, 86-80	Norman
3/25/13	W, 85-72	Columbus
11/24/13	L, 82-76	Los Angeles

## **UC Santa Barbara** **1-1**

Games: 2  
 Series Record: Tied 1-1  
 At Santa Barbara, Calif.: Tied 1-1

Date	Result	Location
1/10/84	W, 95-48	Santa Barbara
2/29/91	L, 105-95 (OT)	Santa Barbara

## **UNLV** **1-1**

Games: 2  
 Series Record: Tied 1-1  
 At Norman: UNLV leads 1-0  
 At Las Vegas: OU leads 1-0

Date	Result	Location
11/26/80	L, 71-51	Norman
2/8/81	W, 96-85	Las Vegas

## **USAO** **0-5**

Games: 5  
 Series Record: USAO leads 5-0  
 At Norman: USAO leads 2-0  
 At Chickasha, Okla.: USAO leads 2-0  
 At Stillwater, Okla.: USAO leads 1-0

Date	Result	Location
1/21/75	L, 56-42	Norman
2/22/75	L, 62-41	Chickasha
3/1/75	L, 97-60	Stillwater
12/2/76	L, 86-60	Chickasha
1/24/76	L, 78-53	Norman

## **Utah** **4-0**

Games: 4  
 Series Record: OU leads 4-0  
 At Norman: OU leads 1-0  
 At Freeport, Bahamas: OU leads 1-0  
 At Salt Lake City: OU leads 1-0  
 At Pullman, Wash.: OU leads 1-0

Date	Result	Location
2/2/95	W, 72-68	Pullman
2/7/04	W, 73-65	Norman
2/21/05	W, 72-59	Salt Lake City
11/26/15	W, 70-55	Freeport

# RECORDS VS. OPPONENTS



## Vanderbilt 1-2

Games: 3  
Series Record: Vanderbilt leads 2-1  
At Norman: Tied 1-1  
At Nashville, Tenn.: Vanderbilt leads 1-0

Date	Result	Location
3/16/86	W, 86-67	Norman
11/26/11	L, 78-66	Nashville
12/16/12	L, 76-63	Norman

## VCU 1-0

Games: 1  
Series Record: OU leads 1-0  
At Nassau, Bahamas: OU leads 1-0

Date	Result	Location
2/29/96	W, 84-52	Nassau

## Villanova 1-0

Games: 1  
Series Record: OU leads 1-0  
At Norman: OU leads 1-0

Date	Result	Location
3/18/02	W, 66-53	Norman

## Washington 2-3

Games: 5  
Series Record: UW leads 3-2  
At Norman: OU leads 1-0  
At Seattle, Wash.: UW leads 2-1  
At Spokane, Wash.: UW leads 1-0

Date	Result	Location
2/31/87	L, 83-64	Seattle
3/24/01	L, 84-67	Spokane
11/14/14	W, 90-80	Norman
12/6/15	W, 71-68	Seattle
3/21/17	L, 108-82	Seattle

## Washington State 1-1

Games: 2  
Series Record: Tied 1-1  
At Pullman, Wash.: OU leads 1-0  
At College Station, Texas: WSU leads 1-0

Date	Result	Location
11/23/91	L, 84-50	College Station
2/3/95	W, 85-79	Pullman

## West Texas A&M 2-0

Games: 2  
Series Record: OU leads 2-0  
At Norman: OU leads 1-0  
At Canyon, Texas: OU leads 1-0

Date	Result	Location
12/30/86	W, 80-56	Canyon
12/20/87	W, 82-63	Norman

## West Virginia 11-9

Games: 20  
Series Record: OU leads 11-9  
At Norman: OU leads 6-3  
At Morgantown, W. Va.: WVU leads 5-3  
At Dallas: OU leads 2-0  
At Oklahoma City: WVU leads 1-0

Date	Result	Location
11/26/89	L, 83-65	Norman
1/2/13	W, 71-68	Norman
2/3/13	L, 82-63	Morgantown
3/9/13	W, 65-64	Dallas
1/18/14	L, 77-63	Morgantown
2/13/14	L, 76-75	Norman
1/4/15	W, 71-60	Norman
2/1/15	L, 78-69	Morgantown
3/7/15	W, 67-55	Dallas
1/27/16	W, 57-54	Norman
2/17/16	L, 63-55	Morgantown
1/8/17	L, 83-73	Morgantown
2/7/17	W, 90-87 (2OT)	Norman
3/4/17	L, 82-58	Oklahoma City
2/3/18	W, 76-57	Norman
2/17/18	W, 79-77 (OT)	Morgantown
1/13/19	L, 56-66	Norman
2/23/19	W, 80-69	Morgantown
1/15/20	W, 73-49	Morgantown
2/5/20	W, 68-58	Norman

## Western Illinois 2-0

Games: 2  
Series Record: OU leads 2-0  
At Norman: OU leads 2-0

Date	Result	Location
11/19/10	W, 84-43	Norman
12/4/13	W, 97-80	Norman

## Western Kentucky 2-1

Games: 3  
Series Record: OU leads 2-1  
Norman: OU leads 1-0  
At Bowling Green, Ky.: Series tied 1-1

Date	Result	Location
11/25/86	W, 89-81	Bowling Green
11/9/18	W, 90-83	Norman
12/4/19	L, 74-63	Bowling Green

## Wichita State 13-7

Games: 20  
Series Record: OU leads 13-7  
At Norman: OU leads 7-1  
At Wichita, Kan.: WSU leads 6-4  
At Springfield, Mo.: OU leads 2-0

Date	Result	Location
1/6/77	L, 70-58	Wichita
11/25/79	W, 61-50	Springfield
11/22/80	W, 62-56	Springfield
12/10/80	W, 75-62	Wichita
2/12/80	L, 59-53 (OT)	Norman
12/23/81	L, 85-59	Wichita
1/24/81	W, 93-76	Norman
1/23/82	W, 67-60	Norman
3/1/82	L, 93-73	Wichita
1/8/83	L, 93-81 (2OT)	Wichita
3/2/83	W, 92-64	Norman
12/21/84	W, 85-68	Wichita

12/16/96	W, 65-54	Norman
12/3/97	L, 71-56	Wichita
3/12/99	W, 75-67	Wichita
11/29/02	W, 89-68	Norman
12/9/03	W, 70-64	Wichita
12/30/04	W, 89-50	Norman
11/10/13	W, 89-70	Norman
11/30/19	L, 88-83	Wichita

## Winthrop 1-0

Games: 1  
Series Record: OU leads 1-0  
At Norman: OU leads 1-0

Date	Result	Location
11/13/15	W, 78-48	Norman

## Wisconsin 0-1

Games: 1  
Series Record: UW leads 1-0  
At Madison, Wis.: UW leads 1-0

Date	Result	Location
11/24/01	L, 97-77	Madison

## Xavier 2-0

Games: 2  
Series Record: OU leads 2-0  
At Las Vegas: OU leads 2-0

Date	Result	Location
12/20/11	W, 73-51	Las Vegas
12/19/16	W, 81-69	Las Vegas

## Yale 1-0

Games: 1  
Series Record: OU leads 1-0  
At Norman: OU leads 1-0

Date	Result	Location
12/30/14	W, 71-60	Norman



# RECORDS VS. OPPONENTS

## LONGEST ACTIVE WINNING STREAKS

Rk.	Opponent	No.	First Win	Last Win
1.	Prairie View A&M	8	Nov. 29, 1991	Nov. 28, 2010
2.	UTSA	6	Nov. 28, 1897	Dec. 13, 2015
3.	UTRGV	5	Nov. 25, 1989	Dec. 8, 2016
	Creighton	5	Dec. 2, 1985	Dec. 1, 2013
	Missouri	5	Jan. 31, 2009	Feb. 11, 2012
	Stephen. F. Austin	5	Dec. 29, 1999	March 23, 2015
	Wichita State	5	March 12, 1999	Nov. 10, 2013
8.	Purdue	4	March 20, 2000	March 19, 2016
	San Diego	4	Jan. 4, 1982	Dec. 21, 2001
	SE Missouri State	4	Dec. 28, 2003	March 17, 2007
	SMU	4	Dec. 3, 2004	Dec. 22, 2018

## LONGEST ACTIVE LOSING STREAKS

Rk.	Opponent	No.	First Win	Last Win
1.	Connecticut	12	Dec. 29, 1999	Dec. 19, 2018
2.	Baylor	9	Jan. 3, 2016	Feb. 6, 2019
3.	Stanford	5	Jan. 3, 2003	March 23, 2015
4.	Texas	4	Dec. 28, 2017	Feb. 2, 2019
	TCU	4	Jan. 24, 2018	March 2, 2019
	Ohio State	4	Jan. 9, 2006	Dec. 4, 2011

## MOST SERIES MEETINGS

Rk.	Opponent	GP	Record	Last Meeting
1.	Oklahoma State	105	62-43	Feb. 25, 2019
2.	Kansas	71	40-31	Feb. 13, 2019
3.	Kansas State	68	39-29	Feb. 10, 2019
4.	Iowa State	66	41-25	Feb. 20, 2019
5.	Texas Tech	61	37-24	March 8, 2019
6.	Missouri	58	29-29	Feb. 11, 2012
	Texas	48	25-33	Feb. 2, 2019
8.	Colorado	56	22-34	Feb. 23, 2011
9.	Baylor	55	26-29	Feb. 16, 2019
10.	Nebraska	50	27-23	Jan. 8, 2011

## MOST SERIES WINS

Rk.	Opponent	GP	Wins	Record	Last Meeting
1.	Oklahoma State	105	62	62-43	Feb. 25, 2019
2.	Kansas	71	40	40-31	Feb. 13, 2019
3.	Iowa State	66	39	39-25	Feb. 20, 2019
	Kansas State	68	39	39-29	Feb. 10, 2019
5.	Texas Tech	61	37	37-24	March 8, 2019

## MOST SERIES LOSSES

Rk.	Opponent	GP	Losses	Rec.	Last Meeting
1.	Oklahoma State	105	43	62-43	Feb. 25, 2019
2.	Colorado	56	34	22-34	Feb. 23, 2011
3.	Texas	58	33	25-33	Feb. 2, 2019
4.	Kansas	70	31	40-31	Feb. 13, 2019
5.	Baylor	55	29	26-29	Feb. 16, 2019
	Missouri	58	29	30-29	Feb. 11, 2012
	Kansas State	58	29	39-29	Feb. 10, 2019

## HIGHEST WINNING PERCENTAGE (MIN. 10 MEETINGS)

Rk.	Opponent	GP	Record	Pct.	Last Meeting
1.	Tulsa	28	26-2	.929	Dec. 11, 2016
2.	North Texas	24	21-3	.875	Nov. 16, 2015
3.	New Mexico	13	10-3	.769	Nov. 28, 2019
4.	UT Arlington	13	10-3	.769	Nov. 20, 2013
5.	TCU	28	22-8	.733	March 2, 2019





# ATHLETICS COMMUNICATIONS

## » OU ATHLETICS COMMUNICATIONS OFFICE

The OU Athletics Communications Office is located on the second floor of Gaylord Family-Oklahoma Memorial Stadium (northwest corner), approximately 1.5 miles north of Lloyd Noble Center.

**Main Office Phone/Fax:** (405) 325-8231/(405) 325-7623

**Address:** 180 W. Brooks, Room 2525, Norman, OK 73019

**Lloyd Noble Center Press Row:** (405) 325-1024

**Assistant AD/Communications:** Mike Houck (football)

**Email:** mhouck@ou.edu

**Director:** Ben Coldagelli

**Email:** bcoldagelli@ou.edu

**Associate Director:** Eri Hollier

**Email:** ehollier@ou.edu

**Assistant Director:** Patrick Dunn

**Email:** patrickjdunn@ou.edu

**Assistant Director:** Lindsey Morrison

**Email:** lindseymorrison@ou.edu

**Research Fellow:** Ann Marcelli

**Email:** annmarcelli@ou.edu

**Research Fellow:** Josh Poteet

**Email:** jpoteet@ou.edu

**Director of Graphic Design:** Scott Matthews

**Email:** smatthews@ou.edu

**Assistant Director of Graphic Design:** Alex Eisbrener

**Email:** aeisbrener@ou.edu

**Assistant Director of Graphic Design:** Sarah Klopfer

**Email:** sklopfer@ou.edu



**Mike Houck**  
Assistant AD



**Ben Coldagelli**  
Director



**Eric Hollier**  
Associate Director



**Patrick Dunn**  
Assistant Director



**Lindsey Morrison**  
Assistant Director



**Ann Marcelli**  
Research Fellow



**Josh Poteet**  
Research Fellow



**Tory Kukowski**  
Director of  
Digital Media



**Matt Archibald**  
Director of  
Digital Production

## » BIG 12 OPPONENT CONTACTS

School	Contact	Office Phone
Baylor	Kyle Roberts	(254) 710-3042
Iowa State	Nicole Leui	(515) 294-7961
Kansas	Kiaira Cooper	(785) 864-3417
Kansas State	Randy Peterson	(785) 523-7975
Oklahoma State	Ryan Cameron	(405) 742-4363
TCU	Dameon Myres	(817) 257-5367
Texas	Scott McConnell	(512) 471-1345
Texas Tech	Harry Endicott	(806) 787-5662
West Virginia	Tanner Cain	(304) 293-2821
Big 12 Office	Russell Luna	(469) 524-1000



**Erica Slife**  
Assistant Director  
of Digital Media



**Scott Matthews**  
Director of  
Graphics Design



**Alex Eisbrener**  
Assistant Director of  
Graphics Design



**Sarah Klopfer**  
Assistant Director of  
Graphics Design



## » ADMINISTRATION (Area Code 405)

<b>Vice President for Intercollegiate Athletics Programs and Director of Athletics</b>	
Joe Castiglione .....	325-8208
<b>Executive Associate Athletics Director</b>	
Larry Naifeh .....	325-8200
<b>Executive Director of Athletics Compliance</b>	
Jason Leonard.....	325-8346
<b>Senior Associate AD (Business/CFO)</b>	
Marcus Bowman.....	325-1844
<b>Senior Associate AD (Chief of Staff)</b>	
Armani Dawkins .....	325-7321
<b>Senior Associate AD (Student-Athlete Development)</b>	
Carol Ludvigson .....	325-7717
<b>Senior Associate AD (Academic Services)</b>	
Mike Meade.....	325-4146
<b>Senior Associate AD (External Operations)</b>	
Kenny Mossman.....	325-8231
<b>Senior Associate AD (Events and Facilities, SWA)</b>	
Lindy Roberts-Ivy.....	325-8225
<b>Senior Associate AD (Admin. and Development)</b>	
Zac Selmon .....	325-3138
<b>Senior Associate AD (Internal Operations)</b>	
Greg Tipton.....	325-4666
<b>Associate AD (Revenue Generation and Ticketing)</b>	
Patrick Nowlin.....	325-8232
<b>Associate AD (Development)</b>	
Mck Williams .....	325-8194
<b>Assistant AD (Event Management &amp; Camps)</b>	
Michael Beirne.....	325-8235
<b>Assistant AD (Facilities Operations)</b>	
Brad Camp .....	325-5038
<b>Assistant AD (Facilities Operations)</b>	
Danny Davis.....	325-8235
<b>Assistant AD (Recruiting Strategy and Administrative Engagement)</b>	
Annie Hanson.....	325-2345
<b>Assistant AD (Strategic Communications)</b>	
Mike Houck.....	325-8227
<b>Assistant AD (Broadcasting)</b>	
Jacob Potter .....	325-8875
<b>Assistant AD (Development)</b>	
Matt Schaeperkoetter.....	325-8278
<b>Special Assistant to the Athletics Director</b>	
Bob Stoops	
<b>Executive Director Varsity O Association/ Special Assistant to the Athletics Director</b>	
Joe Washington.....	325-4709
<b>Faculty Athletics Representative</b>	
Greg Garn	

## » HEAD COACHES

<b>Baseball</b>	
Skip Johnson.....	325-8354 (Texas Pan-American, '90)
<b>Basketball (Men)</b>	
Lon Kruger .....	325-4732 (Kansas State '75)
<b>Basketball (Women)</b>	
Sherri Coale .....	325-8322 (Oklahoma Christian '87)
<b>Cross Country</b>	
Charmaine Darden.....	325-8212 (Hampton '07)
<b>Football</b>	
Lincoln Riley .....	325-8245 (Texas Tech '06)
<b>Golf (Men)</b>	
Ryan Hybl .....	325-8342 (Georgia '04)
<b>Golf (Women)</b>	
Veronique Drouin-Luttrell .....	325-8343 (Kent State '03)
<b>Gymnastics (Men)</b>	
Mark Williams.....	325-8341 (Nebraska '80)
<b>Gymnastics (Women)</b>	
K.J. Kindler .....	325-8333 (Iowa State '92)
<b>Rowing (Women)</b>	
Leeanne Crain .....	325-6961 (UCLA '88)
<b>Soccer (Women)</b>	
Mark Carr .....	325-8296 (Bournemouth University '01)
<b>Softball</b>	
Patty Gasso .....	325-8371 (Long Beach State '84)
<b>Tennis (Men)</b>	
Nick Crowell.....	325-8362 (Texas '00)
<b>Tennis (Women)</b>	
Audra Cohen .....	325-8325 (Miami '09)
<b>Track and Field</b>	
Tim Langford .....	325-8212 (Radford '00)
<b>Volleyball</b>	
Lindsey Gray-Walton .....	325-8364 (Georgia Tech '08)
<b>Wrestling</b>	
Lou Rosselli .....	325-3959 (Edinboro '93)



# MEDIA OUTLETS

## » PRINT

### Associated Press

Cliff Brunt, Sports  
(cbrunt@ap.org)  
Central Park One  
Suite 202  
Oklahoma City, OK 73105  
Phone: (405) 525-2121

### The Oklahoman

Ryan Aber, Beat Writer  
(raber@oklahoman.com)  
Jeff Patterson, Sports Editor  
(jpatterson@oklahoman.com)  
P.O. Box 25125  
Oklahoma City, OK 73125  
Phone: (405) 475-3314

### Tulsa World

Eric Bailey, Beat Writer  
(eric.bailey@tulsaworld.com)  
P.O. Box 1770  
Tulsa, OK 74102  
Phone: (918) 581-8355

### The Norman Transcript

Joe Buettner, Sports Editor  
(byjoebuettner@gmail.com)  
P.O. Drawer 1058  
Norman, OK 73070  
Phone: (405) 366-3535

### Dallas Morning News

Keith Campbell (Colleges Editor)  
(kccampbell@dallasnews.com)  
P.O. Box 655237  
Communications Center  
Dallas, TX 75265  
Phone: (214) 977-8444

### Fort Worth-Star Telegram

(sports@star-telegram.com)  
400 W. 7th St.  
Fort Worth, TX 76102  
Phone: (817) 390-7760

### Lawton Constitution

Joey Goodman, Sports Editor  
(jgoodman@lawton-constitution.com)  
P.O. Box 2069  
Lawton, OK 73502  
Phone: (580) 353-0620

### Shawnee News-Star

Fred Fehr, Sports Editor  
P.O. Box 1688  
Shawnee, OK 74802  
Phone: (405) 273-4200

### The Oklahoma Daily

(student newspaper)  
Sports Editor  
(sports@oudaily.com)  
860 Van Vleet Oval, Rm. 126  
Norman, OK 73019  
Phone: (405) 325-7630

## » TELEVISION

### KFOR (NBC Channel 4)

Brian Brinkley, Sports Director  
(brian.brinkley@kfor.com)  
444 E. Britton Rd.  
Oklahoma City, OK 73114  
Phone: (405) 478-6366

### KOCO (ABC Channel 5)

Bryan Keating, Sports Director  
(bkeating@hears.com)  
P.O. Box 14555  
Oklahoma City, OK 73113  
Phone: (405) 475-5257

### KWTV (CBS Channel 9)

Dean Blevins, Sports Director  
(dean.blevins@news9.net)  
P.O. Box 14159  
Oklahoma City, OK 73113  
Phone: (405) 841-9940

### KOKH (FOX Channel 25)

Myron Patton, Sports Director  
(mpatton@okcfox.com)  
1228 E. Wilshire Blvd.  
Oklahoma City, OK 73111  
Phone: (405) 843-2525

## » RADIO

### Sooner Radio Network

To reach the Sooner Network  
broadcasters, use the following  
email addresses and phone  
numbers:

Brian Brinkley (play-by-play)  
brian.brinkley@kfor.com

### KOKC (103.1 FM/1520 AM)

(production@kref.com)  
400 E. Britton Rd.  
Oklahoma City, OK 73114  
Phone: (405) 478-5014

### KRXO (107.7 FM)

Randy Heitz, Assistant Program  
Director/Exec. Producer  
(randy.h@tylermedia.com)  
P.O. Box 14818  
Oklahoma City, OK 73113  
Phone: (405) 475-7020

### KREF (98.5 FM/1400 AM)

(production@kref.com)  
2020 Alameda  
Norman, OK 73071  
Phone: (405) 321-1400







Due to COVID-19 and in accordance with medical guidelines and Big 12 Conference policy, space will be extremely limited for media members at Lloyd Noble Center during the 2020-21 men's and women's basketball seasons.

In order to appropriately distance chairs, media seating capacity will be reduced by 66%. Priority for press credentials will be given to media outlets who regularly cover OU basketball. National media outlets will also receive consideration.

Per Big 12 policy, courtside media access will be restricted to team personnel. Aside from access given to the photo and video departments of the home and visiting teams, no other court-level access will be provided to media pre-, post- or in-game outside of the national TV and radio rights holders, home team in-game production crew and in-house staff.

Non-floor-access photo credentials may be granted on the mid concourse level as availability and current COVID-19 conditions allow. There will be no catwalk access for photographers this season.

Due to space limitations, videographers will not be credentialed at this time.

The OU Athletics Communications office will provide a selection of high-res still photos and a video highlights package to media outlets after all home games.

No season credentials will be provided for the 2020-21 season. Credentials will only be granted on a single-game basis.

## » MEDIA SEATING LOCATIONS

By adhering to Big 12 policies regarding court access, OU is moving its media row from the south end of the court to section 207 (previously section W4). The new media area has been recently installed and will feature three rows of tables and work areas.

Media seating will be spread out in the section to meet distancing guidelines. Game notes and other printed materials will be left on the work station of each media member prior to your arrival.

## » MEDIA ROOM

The Lloyd Noble Center media room, court and tunnel will be off limits to media members this season.

## » VISITING TEAM MEDIA

Per Big 12 policy, two media seats will be designated for visiting team media in 2020-21. Should the visiting team's press corps choose to not attend the game, the seats will be reallocated to home media members.

## » CREDENTIAL REQUESTS

Credential requests should be made no later than 54 hours before each game. Organizations may request single-game credentials for the entire season, but requests will be evaluated on a game-by-game basis. The home SID will distribute an email at least 48 hours before each game to notify your organization which media members will be permitted a credential.

Credential requests should be made via email to Ann Marcelli – [annmarcelli@ou.edu](mailto:annmarcelli@ou.edu)

## » MEDIA PARKING

Media members should park on the west side of the arena. No pass or payment is required.

## » CREDENTIAL PICKUP & MEDIA ENTRANCE

Please note that the credentials will no longer be picked up in the south tunnel entrance. The south tunnel will be used exclusively by the competing teams, officials and essential court-area staff.

Credentials for OU home games may be picked up on the west side of the Legacy Court entrance beginning two hours prior to tipoff (map attached). Photo identification

is required for pickup. Each media representative must claim his or her pass (no group pickups are allowed).

All media members will be required to complete and sign an attestation form prior to receiving their credentials.

## » PRO SCOUTS

Press credentials will not be issued to NBA/WNBA scouts for the 2020-21 season. Tickets may be requested based upon availability.

## » MASK REQUIREMENT

All fans and media will be required to wear a mask when entering Lloyd Noble Center and at all times while in the arena.

## » COVID-19 TESTING

It is strongly suggested that media planning to attend sporting events at Lloyd Noble Center be tested for COVID-19 the week of the game. If you are showing any symptoms for COVID-19, please stay home as you will not be allowed inside the arena.

## » INTERVIEWS

All in-week and postgame interviews will be conducted virtually this season. OU will record those sessions and make high-res video available to media. Visiting team interviews after OU home games are also expected to be conducted virtually. The home SIDs will share the Zoom links to both the home and road media sessions via email on the day of the game.

## » MEDIA MEALS

Concessions coupons will be offered to media members when picking up their credential.



# RADIO COVERAGE

## SOONER SPORTS NETWORK

University of Oklahoma women's basketball games air via Learfield Communications and the Sooner Sports Radio Network. OU fans may also catch the live broadcasts by subscribing to a pass on the school's official website, SoonerSports.com.

City	Station
Ada	KADA-FM (99.3)
Altus	KWHW-FM (93.5)
Ardmore	KVSO-AM (1240)
Bartlesville	KYFM-FM (100.1)
Blackwell	KOKB-AM (1580)
Broken Bow	KKBI-FM (106.1)
Broken Bow	KQIB-FM (102.9)
Enid	KXLS-FM (95.7))
Lawton	KXCA-AM (1380)
McAlester	KNED-AM (1150)
Norman	KREF-AM (1400)
Norman	KREF-FM (99.3)
Oklahoma City	KOKC-AM (1520)
Oklahoma City	KOKC-FM (103.1)
Shawnee	KGFF-FM (100.9)
Shawnee	KGFF-AM (1450)
Tulsa	KAKC-AM (1300)
Tulsa	KTBZ-AM (1430)

## "SOONER SPORTS TALK"

Each Thursday throughout the season, "Sooner Sports Talk" provides fans across the state an opportunity to talk OU basketball with head coaches Lon Kruger and Sherri Coale. The one-hour program airs statewide from 7-8 p.m. on the Sooner Radio Network and is now also broadcast on Sooner Sports TV.

## TUNEIN RADIO APP

Oklahoma women's basketball fans can listen worldwide to the Sooners on the TuneIn Radio app. The app is available for download on the app stores for both Apple and Android phones. Fans can search "Sooner Sports Network" to find each broadcast.

## » BROADCAST TALENT



**BRIAN BRINKLEY**  
Play-by-Play  
19th Season

Brian Brinkley is in his 19th season handling radio play-by-play for OU women's basketball.

Sports director for KFOR-TV in Oklahoma City, Brinkley has been at the station since 1990 when he began as a production assistant. He was a sports anchor and reporter from 1992 to 2015, and was the weekend sports anchor from 1996 to 2015.

Brian has received statewide attention for his reporting and anchoring. He is a three-time finalist for Oklahoma Sportscaster of the Year, and has been honored with two awards from the Oklahoma Association of Broadcasters for small market sports reporting and sportscasting.

A graduate of the University of Oklahoma, Brinkley earned a Bachelor of Arts degree as a double major in journalism and philosophy.

Brinkley lives in Edmond with his wife and daughter.





## » SOONER SPORTS TV TALENT



**CHAD MCKEE**  
Play-by-Play



**TOBY ROWLAND**  
Play-by-Play



**DAN HUGHES**  
Analyst



**BRENDA VANLENGEN**  
Analyst



**JESSICA COODY**  
Sideline Reporter

## SOONER SPORTS TV

Launched in September 2012, Sooner Sports TV powered by FOX Sports provides the most comprehensive broadcast coverage of the Sooners ever offered. Distributed on a variety of existing FOX Sports outlets including FS Oklahoma, FS Southwest and FOX College Sports, Sooner Sports TV programming blocks reach approximately nine million homes in Oklahoma, Texas, Arkansas and Louisiana. Outside of this four-state region, select programming is available nationally either on FOX College Sports (FCS), or on outer market regional sports packages offered by satellite providers.

## SOONERVISION

Established in 1997, SoonerVision has evolved as a prominent arm of the Oklahoma Athletics Department. OU's in-house production studio, SoonerVision is home to a variety of other original programming and studio shows. All together, the SoonerVision staff produces more than 75 live games and 125 shows each year for Sooner Sports TV.

In addition, SoonerVision is responsible for all big screen productions, including live coverage, replays and graphics for fans to enjoy at Lloyd Noble Center, Gaylord Family - Oklahoma Memorial Stadium, McCasland Field House, Marita Hynes Field, L. Dale Mitchell Park and John Crain Field, as well as live webcasts of Sooner games and press conferences.

Assistant AD for Broadcasting Jacob Potter leads a staff consisting of 15 full-time employees, numerous part-time and freelance professionals, and more than 80 students to make SoonerVision operate.

SoonerVision has gained a reputation nationally as one of the top production studios in sports, twice earning the Golden Matrix Award for best video board display in the country, and most recently earning the best live game and event production from Sports Video Group.



# BIG 12 CONFERENCE



The Big 12 celebrates its 25th anniversary in 2020-21 as one of the nation's premier athletic conferences under the direction of ninth-year commissioner Bob Bowlsby.

TCU and West Virginia joined the league on July 1, 2012 and became the Big 12's first additions since inception, joining Baylor, Iowa State, Kansas, Kansas State, Oklahoma, Oklahoma State, Texas and Texas Tech.

With 10 members, the Big 12 remains as the only autonomy conference to determine its champions in all sports directly on the field of play with a full round-robin schedule. The Conference's hard work ethic and strong values have translated to enormous success in its first 22 years. Since it began competition in 1996-97, the league can boast of 63 NCAA team titles and 689 individual national championships.

The Big 12 has been at the forefront in college athletics reform, specifically with student-athlete welfare issues to include cost of attendance, student-athlete time demands and strengthening its policy for concussion diagnosis and management. In 2014-15, the Big 12 introduced and hosted three "State of Collegiate Athletics" forums to examine the issues facing college athletics. Two were conducted in Washington, D.C and one in New York City. Panelists included respected authorities from intercollegiate athletics, university leadership and sports journalism. The third forum featured a special session comprised of student-athletes. The Big 12 continued the "State of Collegiate Athletics" forums with Dallas serving as the host site for three events and one staged in Atlanta.

The award-winning Big 12 Champions for Life, an initiative of the Conference, begins its sixth year in 2020-21. It features student-athletes, selected by league institutions, in a series of public service announcements highlighting the positive impact an athletics scholarship has had on their lives leading to stories of personal growth and success.

The Big 12 was the only conference to place a team in the Final Four and CFP semifinals in both 2017-18 and 2018-19. Texas Tech played in the 2019 national championship game while Kansas competed in the 2018 Final Four. Oklahoma was in the CFP semifinals in both seasons, and again in 2019. Additionally, the Big 12 was the lone conference that had



## BIG 12 CONFERENCE

400 East John Carpenter Freeway  
Irving, TX 75062  
(469) 524-1000 ■ Big12Sports.com



teams play in the 2019 men's (Texas Tech) and women's (Baylor) Final Fours, and the NIT (Texas, TCU) and WNIT (TCU) semifinals. Baylor won the women's basketball national title while Texas was the NIT champion. The Big 12 also claimed both of the Associated Press basketball coaches of the year as Kim Mulkey (Baylor) captured the women's award while Chris Beard (Texas Tech) picked up the men's honor.

In addition to Baylor's women's basketball crown, national championships were won by Texas Tech men's outdoor track & field, Texas men's tennis and Oklahoma women's gymnastics while Iowa State claimed the National Invitation Volleyball Tournament. NCAA runner-up finishes besides Texas Tech men's basketball included UT men's swimming & diving and men's golf along with OU softball.



The Big 12 placed 60% of its teams in 2019 bowl games with two in CFP New Year's bowls. No. 4 Oklahoma competed in the CFP Semifinal at the Chick-fil-A Peach Bowl while Baylor played in the Allstate Sugar Bowl. The Big 12 has made 10 appearances in a CFP News Year's Bowl in the six years of the structure, including OU and BU in 2019. The Sooners made their third-straight CFP semifinal appearance and fourth in five years.

Also in the fall of 2019, Iowa State's Edwin Kurgat won the NCAA Men's Cross Country individual championship while Baylor volleyball advanced to the NCAA semifinals. Oklahoma quarterback Jalen Hurts was the runner-up for the Heisman Trophy, giving the Big 12 a finalist in 16 of its seasons for a total of 21 with two finalists in five seasons. The Conference has seven Heisman winners, including former OU signal callers Kyle Murray in 2018 and Baker Mayfield in 2017. Thirty-nine major individual awards have been won by Big 12 student-athletes in football over the past 10 campaigns. Overall, more than 4,800 student-athletes have earned All-America recognition.

The Big 12 and its member institutions are committed to a competitive environment where sportsmanship and fair play take center stage. Whether on the field, in the classroom, or within the community, the student-athletes, administrators, coaches and game officials of the Big 12 support the highest ideals in sportsmanship.

National academic accolades have always been strong in the Big 12. Ty Darlington (Oklahoma) was the recipient of the 2015 William V. Campbell Trophy, known as the Academic Heisman. Jimmy Bendeck (Baylor) was presented the NCAA Today's Top 10 Award in January 2020. It recognizes former student-athletes for their successes on the fields and courts, in the classroom and in the community. Since 1996, the Big 12 has a total of 13 honorees for this prestigious award. In the last nine seasons, 20 student-athletes were recipients of the NCAA Elite 90 Award with Baylor's Lauren Cox (women's basketball) and Colin Kober (men's golf), Oklahoma State's Sofia Blanco (women's tennis), Texas' Johnny Goodwin (men's tennis), and Texas Tech's Davide Moretti (men's basketball) and Braxton Fulford (baseball), picking up the most recent honors in 2018-19. The accolade showcases individuals who have reached the pinnacle of competition at the national championship level, while also achieving the highest

academic standard among their peers.

In its short history, the Big 12 has over 700 Academic All-America recipients, averaging about 20 each season. Big 12 student-athletes have shown commitment to their studies by earning numerous individual academic recognitions. Fifteen times in the past 16 years a league athlete has garnered the top academic honor for their respective sport, including Bianca St. Georges (West Virginia) for soccer in 2018-19 and Brittany Brewer (Texas Tech) for women's basketball in 2019-20.

Competitive excellence, scholarship and sportsmanship are all equal components of the Big 12 philosophy. All-Big 12 teams and Academic All-Big 12 squads are recognized for each sport at the end of their respective seasons. At the end of each academic year, the Conference honors its top male and female student-athletes with the Big 12 Athlete of the Year and Big 12 Sportsman of the Year awards.

Institutions can also nominate student-athletes for the prestigious Dr. Prentice Gautt Postgraduate Scholarships. A total of 461 scholars have received over \$3.5 million in postgraduate financial aid through the first 24 years of the program.

The Big 12 sponsors 23 sports. Men's squads include baseball, basketball, cross country, football, golf, indoor track & field, outdoor track & field, swimming & diving, tennis and wrestling. Women's teams are fielded in basketball, cross country, equestrian, golf, gymnastics, indoor track & field, outdoor track & field, rowing, soccer, softball, swimming & diving, tennis and volleyball.

Big 12 institutions create a league that encompasses five states and nearly 38 million people. Nearly 5,000 student-athletes from across the United States and around the World compete annually in the sports sponsored by the Conference.

The Conference currently conducts postseason championships for 22 of its 23 sports with the Football Championship Game returning in 2017 after a six-year absence. Each championship helps to determine teams and/or individuals that will represent the Conference in national postseason competition.

The Conference office is headquartered in Irving, Texas.



# OPPONENT INFORMATION

	<p><b>HOUSTON</b>  Date: Nov. 25, 2020  Series: OU leads 2-1  Last Meeting: Nov. 23, 2019</p>	<p>Head Coach: Ronald Hughey  2019-20 Record: 12-19  Website: UHCougars.com</p>	<p>SID: Alex Brown  Email: asbrown7@central.uh.edu  Phone: (713) 743-9391</p>
	<p><b>GONZAGA</b>  Date: Nov. 28, 2020  Series: OU leads 20  Last Meeting: March 17, 2017</p>	<p>Head Coach: Lisa Fortier  2019-20 Record: 28-3  Website: GoZags.com</p>	<p>SID: Jenna Larson  Email: larsonj2@gonzaga.edu  Phone: (509) 313-4227</p>
	<p><b>SOUTH CAROLINA</b>  Date: Nov. 29, 2020  Series: OU leads 3-0  Last Meeting: Nov. 26, 2009</p>	<p>Head Coach: Dawn Staley  2019-20 Record: 32-1  Website: GamecocksOnline.com</p>	<p>SID: Diana Koval  Email: dkoval@mailbox.sc.edu  Phone: (803) 777-5204</p>
	<p><b>SOUTH DAKOTA</b>  Date: Nov. 30, 2020  Series: First meeting  Last Meeting: Never</p>	<p>Head Coach: Dawn Plitzuweit  2019-20 Record: 30-2  Website: GoYotes.com</p>	<p>SID: Britni Smith  Email: Britni.Smith@usd.edu  Phone: (605) 658-5544</p>
	<p><b>GEORGIA</b>  Date: Dec. 6, 2020  Series: UGA leads 4-1  Last Meeting: Nov. 15, 2009</p>	<p>Head Coach: Joni Taylor  2019-20 Record: 17-14  Website: GeorgiaDogs.com</p>	<p>SID: Tray Littlefield  Email: trayl@sports.uga.edu  Phone: (706) 542-9342</p>
	<p><b>KANSAS</b>  Date: Dec. 10, 2020 &amp; Jan. 27, 2021  Series: OU leads 40-33  Last Meeting: Feb. 26, 2020</p>	<p>Head Coach: Brandon Schneider  2019-20 Record: 15-14  Website: KUAthletics.com</p>	<p>SID: Kiaira Cooper  Email: ktcooper@ku.edu  Phone: (785) 864-3417</p>
	<p><b>TEXAS STATE</b>  Date: Dec. 13, 2020  Series: OU leads 2-0  Last Meeting: Nov. 21, 2005</p>	<p>Head Coach: Zenarae Antoine  2019-20 Record: 13-17  Website: TxStateBobcats.com</p>	<p>SID: Chris Brown  Email: cab548@txstate.edu  Phone: (512) 245-4387</p>
	<p><b>OKLAHOMA STATE</b>  Date: Dec. 15, 2020 &amp; Feb. 6, 2021  Series: OU leads 63-44  Last Meeting: Feb. 11, 2020</p>	<p>Head Coach: Jim Littell  2019-20 Record: 15-15  Website: OKState.com</p>	<p>SID: Ryan Cameron  Email: ryan.cameron@okstate.edu  Phone: (405) 742-4363</p>
	<p><b>ARKANSAS-PINE BLUFF</b>  Date: Dec. 29, 2020  Series: OU leads 2-0  Last Meeting: Dec. 29, 2010</p>	<p>Head Coach: Dawn Brown  2019-20 Record: 7-22  Website: UAPBLionsRoar.com</p>	<p>SID: Cameo Stokes  Email: stokes@uapb.edu  Phone: (870) 575-7955</p>

# OPPONENT INFORMATION



	<p><b>KANSAS STATE</b>            Date: Jan. 2 &amp; 31, 2021            Series: OU leads 40-28            Last Meeting: Feb. 16, 2020</p>	<p>Head Coach: Jeff Mittie            2019-20 Record: 16-13            Website: KStateSports.com</p>	<p>SID: Randy Peterson            Email: rpeterson@kstatesports.com            Phone: (785) 532-7975</p>
	<p><b>TEXAS TECH</b>            Date: Jan. 6 &amp; Feb. 17, 2021            Series: OU leads, 37-26            Last Meeting: March 7, 2020</p>	<p>Head Coach: Krista Gerlich            2019-20 Record: 18-11            Website: TexasTech.com</p>	<p>SID: Harry Endicott            Email: harry.endicott@ttu.edu            Phone: (806) 787-5662</p>
	<p><b>TCU</b>            Date: Jan. 9 &amp; Feb. 24, 2021            Series: OU leads 22-10            Last Meeting: March 4, 2020</p>	<p>Head Coach: Raegan Pebley            2019-20 Record: 22-7            Website: TCUSports.com</p>	<p>SID: Dameon Myres            Email: d.myres@tcu.edu            Phone: (817) 257-5367</p>
	<p><b>TEXAS</b>            Date: Jan. 12 &amp; Feb. 13, 2021            Series: Texas leads 35-25            Last Meeting: Feb. 29, 2020</p>	<p>Head Coach: Vic Schaefer            2019-20 Record: 19-11            Website: TexasSports.com</p>	<p>SID: Scott McConnell            Email: sm@utexas.edu            Phone: (512) 471-1345</p>
	<p><b>WEST VIRGINIA</b>            Date: Jan. 16 &amp; Feb. 14            Series: OU leads 11-9            Last Meeting: Feb. 5, 2020</p>	<p>Head Coach: Mike Carey            2019-20 Record: 17-12            Website: WVUSports.com</p>	<p>SID: Tanner Cain            Email: Tanner.Cain@mail.wvu.edu            Phone: (304) 293-2821</p>
	<p><b>IOWA STATE</b>            Date: Jan. 19 &amp; Feb. 9 2021            Series: OU leads 39-28            Last Meeting: Feb. 8, 2020</p>	<p>Head Coach: Bill Fennelly            2019-20 Record: 18-11            Website: Cyclones.com</p>	<p>SID: Nicole Leusink            Email: ngreiner@iastate.edu            Phone: (515) 294-7961</p>
	<p><b>BAYLOR</b>            Date: Jan. 23 &amp; Feb. 20, 2021            Series: Baylor leads 31-26            Last Meeting: Feb. 22, 2020</p>	<p>Head Coach: Kim Mulkey            2019-20 Record: 28-2            Website: BaylorBears.com</p>	<p>SID: Kyle Roberts            Email: Kyle_Roberts@bayloredu            Phone: (817) 257-5367</p>



# FAST BREAK CLUB

# E

veryone knows that championships are won through hard work and determination, but another component to achieving athletic success is a loyal fan base that supports the program on and off the court. The Fast Break Club serves that purpose for the OU women's basketball program.

Founded just prior to the beginning of the Sherri Coale era by a handful of loyal fans, the FBC has grown to a membership in excess of 500 individual and corporate members. Perhaps the most active booster club in all of OU's athletics programs, the FBC has become known for creating fun and excitement for fans throughout the year and especially during the season. The FBC sponsors bus trips to numerous away games, sells high quality sports apparel and merchandise with the FBC logo and hosts the FBC pregame gathering in the Clinton Lounge at the Lloyd Noble Center before each home game. Additionally, the club has sponsored watch parties for away games as well as the NCAA Selection Show and NCAA Tournament games.

Other events include welcoming the team back to school at the late summer Ice Cream Social, the preseason banquet held at the Lloyd Noble Center, the season-ticket holder scrimmage with a pizza party and autograph session exclusive to FBC members, Sherri Coale luncheons and the annual Fast Break Club Golf Tournament in June.

While the FBC does sponsor numerous member related activities, without a doubt the most important aspect of the organization is its ability to give back to the student-athletes and the women's basketball program. The FBC has funded the team's visits to such destinations as Greece, Hawaii and New York City and assisted in their recent foreign tours to Australia and Spain. The FBC has helped improve the look of the Mary Jane Noble Women's Basketball Center by purchasing high-definition televisions and funding the framing of photos along with several other enhancements. The FBC also assists in the endowment for the Marita Hynes Scholarship.

### WHY JOIN?

- Become a significant part of a program that has become a national powerhouse.
- Enjoy the special opportunities to meet and visit with the coaches, players and other FBC members.

### WANT TO JOIN?

- Give a tax-deductible gift (\$100 minimum) payable to the OU Foundation, designated for women's basketball.
- Membership year runs from July 1 to June 30. For membership information, please call the OU women's basketball office at (405) 325-8322.

### MEMBERSHIP BENEFITS

- OU women's basketball newsletter
- OU women's basketball media guide
- Thank you letter from head coach Sherri Coale or an OU basketball player plus a signed team picture
- Information on travel packages to follow the team on the road
- Opportunities to participate in numerous special events







**T**he Sooner Stiletto began in November 2003 to involve female community and business leaders with Oklahoma women's basketball. The idea originated with Sherrri Coale's desire to have successful women surrounding her program – in the audience at her games, talking about her program in the community and having women throughout the community to act as role models for her players.

This idea grew into a dynamic group of 102 charter members full of energy and enthusiasm and an inaugural year that went above and beyond expectations. Membership continued its growth in year number two, when the group soared to 173 members.

### SOONER STILETTOS HELP:

- Play a role in enhancing the future of OU women's basketball
- Form lasting relationships with female student-athletes and community leaders
- Increase support and awareness of OU women's basketball
- Enjoy activities with an energetic and dynamic group of women
- Participate in pre-game activities, luncheons, fashion shows, tailgate parties and National Girls and Women in Sport celebrations

### SOONER STILETTO CAREER NETWORK

One of the most exciting things about being a Sooner Stiletto is having the opportunity to strengthen that link between Division I female student-athletes and women business and community leaders.

The Sooner Stiletto Career Network is a program that matches our student-athletes, who are preparing for careers, with successful women who have experience in a particular field.

Each year the entire team meets individually with the Sooner Stiletto leadership group to discuss career and life plans. As a result of those meetings, the student-athletes are matched up with members to assist with career and life plans. These matches can result in job shadowing opportunities, internships, mentoring or leadership training.

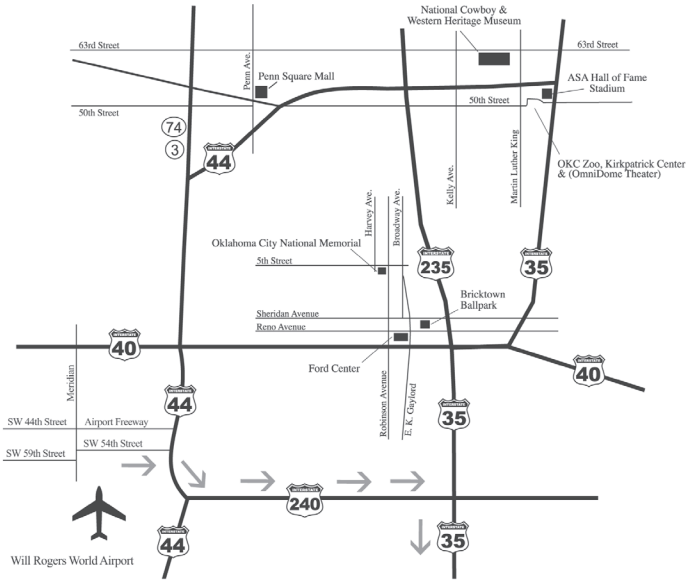
The program we created with the Sooner Stiletto is a branch of the OU Career Network. The opportunities for the OU student-athletes and the Stiletto are endless. The Sooner Stiletto Career Network is becoming a premier program upon which other programs are modeled.

Call the OU women's basketball office for more information, (405) 325-8322.





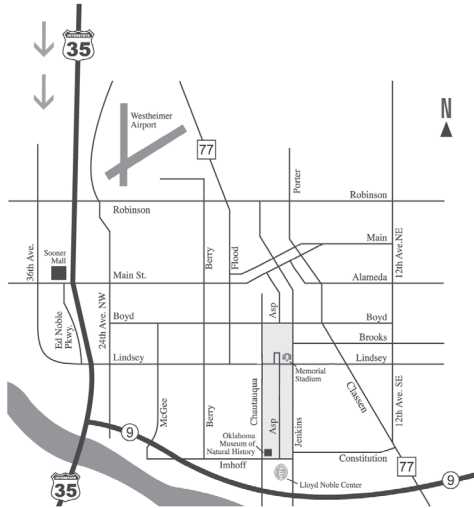
# MAPS AND DIRECTIONS



## TO LLOYD NOBLE CENTER

From I-35, take the Hwy. 9 East exit in Norman. Proceed approximately three miles and take a left on Chautauqua Ave. Lloyd Noble Center is just ahead on the right.

Use the second entrance to access the parking lot (park near the west side of the arena). The media entrance is at the bottom of the south ramp that separates the practice gyms.



## NORMAN HOTEL INFORMATION (Area Code 405)

Courtyard by Marriott.....	770 Copperfield Dr.....	701-8900	Holiday Inn.....	1000 N. Interstate Dr.....	364-2882
Embassy Suites.....	2501 Conference Dr.....	364-8040	La Quinta.....	930 Ed Noble Dr.....	579-4000
Fairfield Inn.....	301 Norman Center Ct.....	447-1661	Residence Inn by Marriott.....	2681 Jefferson St.....	366-0900
Hampton Inn.....	309 Norman Center Ct.....	366-2100	Sooner Hotel & Suites.....	300 Kellogg Dr.....	329-2270
Hilton Garden Inn.....	700 Copperfield Dr.....	579-0100	Sooner Legends.....	1200 24th Ave. SW.....	701-8100



OU x J

**SOONER  
SLAM**