



OKLAHOMA

••• WOMEN'S BASKETBALL •••

2019-20 MEDIA GUIDE

OKLAHOMA

WOMEN'S BASKETBALL

3 FINAL FOURS

21 NCAA TOURNAMENT APPEARANCES

10 BIG 12 CHAMPIONSHIPS



TABLE OF CONTENTS



SEASON PREVIEW

General Information	4
Schedule	5
Photo Roster	6
Rosters	7
Roster Breakdown	8

PLAYERS

9	
Ana Llanusa	10
Mandy Simpson	12
Nydia Lampkin	14
Jessi Murcer	16
Taylor Robertson	18
Tatum Veitenheimer	20
Madi Williams	22
Aspen Williston	24
Newcomers	26
Career Game-by-Game Stats	28

STAFF

31	
Sherri Coale	32
Coquese Washington	37
Colton Coale	38
Jackie Stiles	39
Jan Ross	40
Guy Austin	41
Aaron Heishman	42
Support Staff	43
Joseph Harroz Jr.	44
Joe Castiglione	45
Athletics Administration	48

2018-19 REVIEW

49	
Season Results	50
Game-By-Game Totals	51
Season Statistics	52
Points, Rebounds, Assists	54
Miscellaneous Statistics	55
Individual Highs	56
Team Highs and Lows	57
Last Time	58
Big 12 Review	60
Box Scores	61

RECORDS

71	
Individual Records	72
Team Records	73
Lloyd Noble Center Records	74
Single-Game Records	75
30-Point Games	76
20-Rebound/10-Assist Games	77
Single-Season Team Records	78
Single-Season Leaders	79
Career Records	81
Year-by-Year Team Statistics	83
Year-by-Year Leaders	84
Freshman Category Leaders	86
Home Openers	88
Season Openers	89
Miscellaneous Records	90
Big 12 Championship History	91
Final Four Appearances	94
NCAA Tournament History	95
1,000-Point Club	104

HISTORY

111	
Year-by-Year Results	112
Sooner Coaches	121
Non-Conference Events	122
Record By Conference	125
Record By Location	126
Individual Honors	128
Sooners in the WNBA	132
Honored Jerseys	133
Letterwinners	134
OU in the AP Poll	136
OU in the Coaches Poll	137
Lloyd Noble Center	138
Griffin Family Performance Center	139
Year-by-Year Roster	140
Roster by Hometown	146
Records vs. Opponents	148

MEDIA INFORMATION

165	
Athletics Communications	166
Athletics Directory	167
Media Outlets	168
Coverage Guide	169
Radio Coverage	170
Sooner Sports TV	171
Big 12 Conference	172
Opponent Information	174
Fast Break Club	176
Sooner Stilettos	177
Maps and Directions	178



MEDIA GUIDE CREDITS

The 2019-20 University of Oklahoma women's basketball media guide was produced in-house by the OU Athletics Communications Office using Adobe InDesign and Adobe Photoshop. The guide was printed by OU Printing Services of Norman and distributed at no cost to the taxpayers of the state of Oklahoma. The University of Oklahoma is an equal opportunity institution. www.ou.edu/eoo (October 2019)

WRITING, EDITING & DESIGN

Tyler Pigg and Ann Marcelli

COVER DESIGN

Sarah Klopfer

EDITORIAL CONTRIBUTORS

Tyler Pigg, Ann Marcelli, Hannah Hill, Kirsten Lewis and Chris Owen

PHOTOGRAPHY

Ty Russell, Candid Color, Rich Clarkson, Joshua Gateley, Chandler Coale, Lisa Hall, Jerry Laizure, Mickey Sehorn, US PRESSWIRE, Larry W. Smith, Shevaun Williams & Associates, John Williamson, J.P. Wilson, WNBA, OU Athletics Archives



GENERAL INFORMATION

» QUICK FACTS

Athletics Website: SoonerSports.com
Location: Norman, Okla.
Founded: 1890
Enrollment: 31,244
Nickname: Sooners
Colors: Crimson and Cream
Conference: Big 12
Arena: Lloyd Noble Center (11,562)
Interim President: Joseph Harroz Jr.
Athletics Director: Joe Castiglione
First Year of Basketball: 1974-75
All-Time Record: 813-558 (.593)
NCAA Tournament Appearances: 21
Final Four Appearances: 3 (2002, 2009, 2010)
WNIT Appearances: 3
Regular Season Conference Titles: 7 (1986, 2000, 2001, 2002, 2006, 2007, 2009)
Conf. Tournament Titles: 4 (2002, 2004, 2006, 2007)
2018-19 Record: 8-22
Big 12 Record: 4-14 (tied for eighth place)
Letterwinners Returning/Lost: 9/
Starters Returning/Lost: 5/0

» ATHLETICS TICKET OFFICE

Local Phone: (405) 325-2424
Toll Free Phone: (800) 456-4668
Address: OU Athletics Ticket Office
 1185 Asp Ave., Norman, OK 73019
Email: outickets@ou.edu
Associate A.D.: Patrick Nowlin
Director of Ticket Operations: John Mahoney

» SOCIAL MEDIA

Facebook: /OUWomensBasketball
Twitter: @OU_WBBall
Instagram: @ou_wbball
Snapchat: @ou_wbball

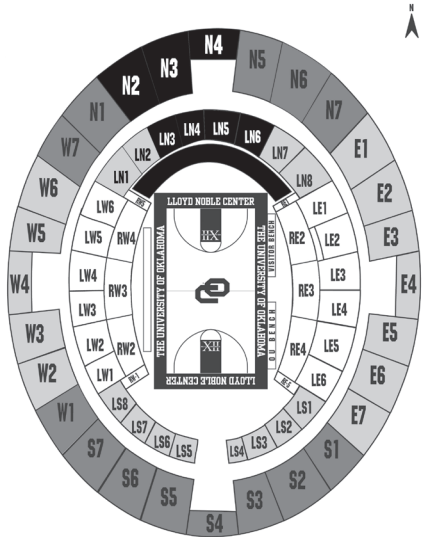
» SOONER SPORTS NETWORK

Play-By-Play Announcer: Brian Brinkley
Phone: (405) 659-1810
Email: brian.brinkley@kfor.com

» LLOYD NOBLE CENTER (CAPACITY 11,562)

» BASKETBALL STAFF

Head Coach: Sherri Coale
Alma Mater: Oklahoma Christian, '87
Record at Oklahoma: 489-264 (.649)
Career Record: Same
Career NCAA Tournament Appearances: 19
Career WNIT Appearances: 1
Associate Head Coach: Coquese Washington (Notre Dame '92)
Assistant Coach: Jackie Stiles (Missouri State '02)
Assistant Coach: Colton Coale (Oklahoma '15)
Chief of Staff: Jan Ross (Oklahoma Christian '86)
Director of Operations: Guy Austin
Strength & Performance Coach: Aaron Heishman
Athletics Trainer: Brittani Merrick
Team Physician: Dr. Megan Meier
Video Coordinator: Ethan Burton
Equipment Manager: Cade Scott
Graduate Assistants: Amanda Thompson, Erin Psajdl
Office Manager: Kelsey Reynolds





DATE	DAY	OPPONENT	SITE	TIME	TV
MONDAY	NOV. 4	OKLAHOMA CITY (EXH.)	NORMAN	7 P.M.	FSOK
FRIDAY	NOV. 8	! PRAIRIE VIEW A&M	NORMAN	8 P.M.	FSOK
SUNDAY	NOV. 10	! TBD	NORMAN	2 P.M.	FSOK+
THURSDAY	NOV. 14	! TBD	NORMAN	7 P.M.	FSOK
SUNDAY	NOV. 17	! TBD	NORMAN	3:30 P.M.	CBS SPORTS NETWORK
WEDNESDAY	NOV. 20	STEPHEN F. AUSTIN	NORMAN	11 A.M.	FSOK
Saturday	Nov. 22	at Houston	Houston, Texas	2 p.m.	TBD
TUESDAY	NOV. 26	ABILENE CHRISTIAN	NORMAN	7 P.M.	FSOK
Saturday	Nov. 30	at Wichita State	Wichita, Kansas	2 p.m.	TBD
Wednesday	Dec. 4	at Western Kentucky	Bowling Green, Kentucky	6 p.m.	TBD
SATURDAY	DEC. 7	\$ LSU	NORMAN	3 P.M.	FSOK
SUNDAY	DEC. 15	SAM HOUSTON STATE	NORMAN	2 P.M.	SOONERSPORTS.tv
TUESDAY	DEC. 17	DRAKE	NORMAN	7 P.M.	FSOK
Sunday	Dec. 22	at Connecticut	Uncasville, Conn.	3 p.m.	CBS SPORTS NETWORK
SATURDAY	JAN. 4	* BAYLOR	NORMAN	4 P.M.	FSOK
Wednesday	Jan. 8	* at Oklahoma State	Stillwater, Okla.	7 p.m.	FSN
SATURDAY	JAN. 11	* IOWA STATE	NORMAN	1 P.M.	FSOK
Wednesday	Jan. 15	* at West Virginia	Morgantown, W. Va.	6 p.m.	Nexstar
SUNDAY	JAN. 19	* TCU	NORMAN	3 P.M.	FSOK
Wednesday	Jan. 22	* at Texas Tech	Lubbock, Texas	7 p.m.	Big 12 Now on ESPN+
Saturday	Jan. 25	* at Kansas State	Manhattan, Kan.	2 p.m.	Big 12 Now on ESPN+
TUESDAY	JAN. 28	* TEXAS	NORMAN	7 P.M.	FSOK
Sunday	Feb. 2	* at Kansas	Lawrence, Kan.	12 p.m.	FSN
WEDNESDAY	FEB. 5	* WEST VIRGINIA	NORMAN	7 P.M.	FSOK+
Saturday	Feb. 8	* at Iowa State	Ames, Iowa	2 p.m.	Big 12 Now on ESPN+
TUESDAY	FEB. 11	* OKLAHOMA STATE	NORMAN	7 P.M.	SOONERSPORTS.tv
SUNDAY	FEB. 16	* KANSAS STATE	NORMAN	2 P.M.	FS1
Saturday	Feb. 22	* at Baylor	Waco, Texas	4 p.m.	Big 12 Now on ESPN+
WEDNESDAY	FEB. 26	* KANSAS	NORMAN	7 P.M.	FSOK
Saturday	Feb. 29	* at Texas	Austin, Texas	7 p.m.	LHN
Wednesday	March 4	* at TCU	Fort Worth, Texas	6 p.m.	FSSW+
SATURDAY	MARCH 7	* TEXAS TECH	NORMAN	1 P.M.	FSOK
Thurs.-Sun.	March 12-15	at Big 12 Championship	Kansas City, Mo.		

* Big 12 Conference game

! Preseason WNIT

\$ SEC/Big 12 Challenge - Norman, Okla.

Dates and times are subject to change

All times are Central

Home games are denoted by **BOLD CAPS**

2020 NCAA TOURNAMENT DATES AND SITES

FIRST AND SECOND ROUNDS

March 20 & 21: Campus Sites (TBD)

March 22 & 23: Campus Sites (TBD)

REGIONALS

March 27-30: Greenville, S.C. (Bon Secours Wellness Arena); Fort Wayne, Ind. (Allen County War Memorial Coliseum); Portland, Ore. (Moda Center); Dallas, Texas (Moody Coliseum)

FINAL FOUR

April 3 & 5: New Orleans, La. (Smoothie King Center)



PHOTO ROSTER



0 JESSI MURCER
5-7, So., Guard
Moore, Okla.



3 MANDY SIMPSON
6-0, Jr., Forward
Boise, Idaho



12 GABBY GREGORY
6-0, Fr., Guard
Tulsa, Okla.



13 CHLOE BLOOM
6-3, R-Fr., Forward/Center
Sydney, Australia



21 NYDIA LAMPKIN
6-3, So., Forward
Palm Bay, Fla.



22 ANA LLANUSA
6-0, Jr., Guard
Choctaw, Okla.



25 MADI WILLIAMS
6-0, So., Guard
Fort Worth, Texas



30 TAYLOR ROBERTSON
5-7, So., Guard
McPherson, Kansas



31 ASPEN WILLISTON
6-4, So., Center
Broken Bow, Okla.



32 TATUM VEITENHEIMER
5-8, So., Guard
Windthorst, Texas



34 LIZ SCOTT
6-2, Fr., Forward
Tomball, Texas



SHERRI COALE
Head Coach
24th Year at OU



COQUESE WASHINGTON
Associate Head Coach
1st Year at OU



JACKIE STILES
Assistant Coach
1st Year at OU



COLTON COALE
Assistant Coach
2nd Year at OU



JAN ROSS
Chief of Staff
24th Year at OU



ALPHABETICAL ROSTER

No.	Name	Pos.	Cl.	Ht.	Hometown (Last School)
13	Chloe Bloom	F/C	R-Fr.	6-3	Sydney, Australia (Broughton Anglican)
12	Gabby Gregory	G	Fr.	5-11	Sapulpa, Okla. (Holland Hall)
21	Nydia Lampkin	F	So.	6-3	Palm Bay, Fla. (Heritage)
22	Ana Llanusa	G	Jr.	6-0	Choctaw, Okla. (Choctaw)
0	Jessi Murcer	G	So.	5-7	Moore, Okla. (Westmoore)
30	Taylor Robertson	G	So.	5-7	McPherson, Kan. (McPherson)
34	Liz Scott	F	Fr.	6-2	Tomball, Texas (Klein Oak)
3	Mandy Simpson	F	Jr.	6-1	Boise, Idaho (Boise)
32	Tatum Veitenheimer	G	So.	5-8	Windthorst, Texas (Windthorst)
25	Madi Williams	G/F	So.	6-0	Fort Worth, Texas (Trinity Valley School)
31	Aspen Williston	C	So.	6-4	Broken Bow, Okla. (Broken Bow)

NUMERICAL ROSTER

No.	Name	Pos.	Cl.	Ht.	Hometown (Last School)
0	Jessi Murcer	G	So.	5-7	Moore, Okla. (Westmoore)
3	Mandy Simpson	F	Jr.	6-1	Boise, Idaho (Boise)
12	Gabby Gregory	G	Fr.	5-11	Sapulpa, Okla. (Holland Hall)
13	Chloe Bloom	F/C	R-Fr.	6-3	Sydney, Australia (Broughton Anglican)
21	Nydia Lampkin	F	So.	6-3	Palm Bay, Fla. (Heritage)
22	Ana Llanusa	G	Jr.	6-0	Choctaw, Okla. (Choctaw)
25	Madi Williams	G/F	So.	6-0	Fort Worth, Texas (Trinity Valley School)
30	Taylor Robertson	G	So.	5-7	McPherson, Kan. (McPherson)
31	Aspen Williston	C	So.	6-4	Broken Bow, Okla. (Broken Bow)
32	Tatum Veitenheimer	G	So.	5-8	Windthorst, Texas (Windthorst)
34	Liz Scott	F	Fr.	6-2	Tomball, Texas (Klein Oak)

STAFF

Head Coach: Sherri Coale
Associate Head Coach: Coquese Washington
Assistant Coach: Colton Coale
Assistant Coach: Jackie Stiles
Chief of Staff: Jan Ross
Director of Operations: Guy Austin

PRONUNCIATION GUIDE

Nydia Lampkin - ny-DEE-uh
Ana Llanusa - yuh-NEW-suh
Tatum Veitenheimer - VY-ten-HI-mer
Coquese Washington - co-KWEESE



ROSTER BREAKDOWN

STARTERS RETURNING (5)	NO.	HT.	CL.	POS.	GP-GS	PPG	RPG	APG	MPG
Ana Llanusa	22	6-0	Jr.	G	30-22	12.6	4.0	1.0	29.5
Jessi Murcer	0	5-7	So.	G	29-15	9.4	3.1	2.1	25.0
Taylor Robertson	30	5-8	So.	G	30-29	14.3	3.3	1.3	33.8
Mandy Simpson	3	6-1	Jr.	F	30-28	5.2	5.9	2.1	27.2
Madi Williams	25	6-0	So.	G/F	30-29	11.6	8.0	1.8	29.4

LETTERWINNERS RETURNING (3)	NO.	HT.	CL.	POS.	GP-GS	PPG	RPG	APG	MPG
Nydia Lampkin	21	6-3	So.	F	30-1	2.3	2.1	0.5	8.8
Tatum Veitenheimer	32	5-8	So.	G	30-16	4.4	2.7	2.5	23.1
Aspen Williston	30	6-4	So.	C	7-0	0.6	0.9	0.1*	3.1

OTHERS RETURNING (1)	NO.	HT.	CL.	POS.	GP-GS	PPG	RPG	APG	MPG
Chloe Bloom	13	6-3	RS-Fr.	F/C	REDSHIRTED - DID NOT PLAY				

PLAYERS NOT RETURNING (4)	NO.	HT.	CL.	POS.	GP-GS	PPG	RPG	APG	MPG
Clary Donica	4	6-0	Fr.	F	3-0	0.7	0.7	0.0	3.0
Ijeoma Odingbe	24	6-4	Sr.	F	28-2	2.5	3.4	0.9*	11.5
Shaina Pellington	14	5-7	So.	G	23-12	13.0	3.6	2.8	23.2
Gileysa Penzo	12	5-9	RS-Sr.	G	19-1	0.7	1.6	1.1	7.3

NEWCOMERS (2)	NO.	HT.	CL.	POS.	NOTES				
Gabby Gregory	12	5-11	Fr.	G	2019 Oklahoma Gatorade Player of the Year				
Liz Scott	34	6-1	Fr.	F	No. 9 prospect by Prospect Nation				

* blocked shots per game

BY CLASS

Seniors (0): None

Juniors (2): Ana Llanusa, Mandy Simpson

Sophomores (6): Nydia Lampkin, Jessi Murcer, Taylor Robertson, Tatum Veitenheimer, Madi Williams, Aspen Williston

Freshmen (3): Chloe Bloom (RS), Gabby Gregory, Liz Scott

BY STATE/COUNTRY

Australia: Chloe Bloom (Sydney)

Florida: Nydia Lampkin (Palm Bay)

Idaho: Mandy Simpson (Boise)

Kansas: Taylor Robertson (McPherson)

Oklahoma: Gabby Gregory (Tulsa), Ana Llanusa (Choctaw), Jessi Murcer (Moore), Aspen Williston (Broken Bow)

Texas: Liz Scott (Tomball), Madi Williams (Fort Worth), Tatum Veitenheimer (Windthorst)

THE SOONERS





ANA LLANUSA



ANA LLANUSA

GUARD

22

JUNIOR » 2L » 6-0

CHOCTAW, OKLA. » CHOCTAW HS

CAREER HONORS

- ▶ 2018-19 All-Big 12 Second Team
- ▶ 2017-18 All-Big 12 Honorable Mention
- ▶ 2017-18 Big 12 All-Freshman Team
- ▶ Big 12 Freshman of the Week (Dec. 18, 2017)
- ▶ Big 12 Freshman of the Week (Feb. 5, 2018)
- ▶ USBWA National Freshman of the Week (Feb. 6, 2018)

SOPHOMORE (2018-19)

All-Big 12 Second Team selection ... Started 17 games and appeared in 20 contests .. Finished the season averaging 18.3 points per game, shooting .382 from the field and .341 from the 3-point line ... Ranked third in the league with 19.1 points per game during Big 12 play ... Set OU record with six straight games with 20-plus points (Feb. 10-25) ... Had three contests with 30-plus points, tied for the most by a Sooner in a single season ... Scored 20-plus points in nine contests ... Had 15 double-digit scoring games ... Started season opener against Western Kentucky (Nov. 9), but missed next 10 games due to foot surgery ... Led the team in scoring nine times after her return from injury ... Scored season-high 35 points at Iowa State (Jan. 19), setting career highs with 15 free throws made and knocking 8-of-18 attempts from the field along with four 3-pointers ... Had 33 points on 10-of-20 shooting and hit five triples against Kansas State (Feb. 10) ... Recorded 31 points at Baylor (Feb. 16), tied for the most the point scored against the Lady Bears during the season ... Was 10-of-17 and finished with 26 points at West Virginia (Feb. 23) ... Earned first career double-double with 26 points and 14 rebounds in a victory over Oklahoma State (Feb. 25) ... Set career high with 11 made field goals and finished with 26 points at Texas Tech (March 5) ... During Big 12 play, ranked third in the league with 2.5 3-pointers made per game and recorded 1.9 steals per contest ... Also shot .837 from the free throw line against conference

foes (ranked fourth in the Big 12) and posted a .354 clip from beyond the arc (10th) ... 18.3 scoring average ranked as the eighth-best mark by a Sooner during the Big 12 era.

FRESHMAN (2017-18)

Big 12 All-Freshman Team and All-Big 12 Honorable Mention ... Played in 30 games, making 22 starts ... Fourth on the team in scoring at 12.6 points per game ... Ranked second in the Big 12 among freshman during the regular season in scoring average ... Third on the team with 45 3-pointers, the sixth-most made by an OU freshman in a one season ... Also averaged 4.0 rebounds and 1.3 steals per game ... Played 29.5 minutes per contest, which ranks sixth on OU's freshman record list ... Registered 22 double-figure scoring games ... Led team in scoring in four games ... Made at least three 3-pointers in seven games ... Won Big 12 Freshman of the Week twice during the season ... Earned USBWA National Freshman of the Week honors on Feb. 6 after averaging 19.0 points and 6.0 rebounds per game in home wins over Kansas State (Jan. 31) and West Virginia (Feb. 3) ... Finished with a season-high 27 points twice (vs. New Mexico, vs. West Virginia) ... Hit season-high six 3-pointers and finished 9-of-14 from the field with 27 points against West Virginia (Feb. 3) ... Filled the box score with 27 points and seven rebounds against New Mexico (Dec. 16) ... Recorded season-high nine rebounds and posted 15 points against South Florida (Dec. 9) ... Scored 19 points against Baylor (Jan. 14) ... Became the first OU freshman to play 45 minutes in a single game in the Sooners' overtime road victory at West Virginia (Feb. 17) ... Tied OU single-game NCAA Tournament record with 11 free throws made against DePaul (March 16) ... Attempted 16 3-pointers against New Mexico, which set a Lloyd Noble Center record.

» LLANUSA'S CAREER STATISTICS

Overall	G-GS	MP-Avg.	FG-A	Pct.	3G-A	Pct.	FT-A	Pct.	O-D-Tot	Avg.	PF-D	A	TO	B	S	TP	Avg.
2017-18	30-22	886-29.5	128-344	.372	45-171	.263	76-108	.704	39-82-121	4.0	93-7	29	62	2	40	377	12.6
2018-19	20-17	583-29.2	105-275	.382	47-138	.467	108-132	.818	25-42-67	3.4	67-5	24	56	1	38	365	18.3
Career	50-39	1469-29.4	233-619	.376	92-309	.298	184-240	.767	64-126-188	4.0	160-12	53	118	3	78	742	14.8

Big 12	G-GS	MP-Avg.	FG-A	Pct.	3G-A	Pct.	FT-A	Pct.	O-D-Tot	Avg.	PF-D	A	TO	B	S	TP	Avg.
2017-18	17-16	570-33.5	73-195	.374	29-94	.309	39-57	.684	24-48-72	4.2	45-1	16	39	2	21	214	12.6
2018-19	18-15	532-29.6	98-252	.389	45-127	.354	103-123	.837	29-39-63	3.5	60-4	20	47	0	34	344	19.1
Career	35-31	1102-31.5	171-447	.382	74-221	.335	142-180	.789	53-87-140	4.0	105-5	36	86	2	55	558	15.9



PRIOR TO OKLAHOMA

Rated a five-star prospect by ESPN Hoop Gurlz (No. 8 guard/No. 32 overall) and Prospect Nation (No. 3 guard/No. 20 overall) ... During her senior season at Choctaw High School, led her team to the Class 6A State Tournament Championship ... Finished career as the all-time leader in points scored in Oklahoma's Class 6A Tournament and ranks 23rd all-time in state history with 2,249 career points ... Selected as the Oklahoman's 2017 Super 5 and Big All-City Player of the Year after averaging 19.5 points and 6.2 rebounds a game as a senior ... Named the 2017 Jim Thorpe Female Player of the Year by the Oklahoma Basketball Coaches Association ... Recognized as a WBCA All-America honorable mention selection and the 2017 Oklahoma Gatorade Player of the Year following the conclusion of her prep career ... Averaged 20.6 points, 5.2 rebounds and 3.2 assists per game along with a .510 shooting percentage as a junior ... As a sophomore, averaged 22.6 points per game and 19.8 points a contest as a freshman ... Guided Choctaw to four straight state tournament appearances.



»» LLANUSA BY THE NUMBERS

Miscellaneous	2018-19	Career
10-Plus Points	15 (4-11)	37 (15-22)
20-Plus Points	9 (3-6)	11 (5-6)
10-Plus Rebounds	1 (1-0)	1 (1-0)
Double-Doubles	1 (1-0)	1 (1-0)
Fills the Box Score		
Leads Team in Points	10 (2-8)	4 (3-1)
Leads Team in Rebounds	2 (1-1)	2 (2-0)
Leads Team in Assists		2 (1-1)

»» LLANUSA'S SEASON HIGHS

Points..... 35 at Iowa State (1/19/19)
 Field Goals11 at Texas Tech (3/5/19)
 3-Point Field Goals5 (twice)
 Free Throws Made..... 15 at Iowa State (1/19/19)
 Rebounds14 vs. Oklahoma State (2/25/19)
 Assists 3 (three times)
 Blocked Shots 3 (three times)
 Steals 5 vs. Kansas State (2/10/19)
 Minutes Played.....39 vs. Kansas (2/13/19)

»» CAREER HIGHS

Points..... 35 at Iowa State (1/19/19)
 Field Goals11 at Texas Tech (3/5/19)
 3-Point Field Goals6 vs. West Virginia (2/3/18)
 Free Throws Made..... 15 at Iowa State (1/19/19)
 Rebounds14 vs. Oklahoma State (2/25/19)
 Assists 4 vs. Kansas State (1/31/18)
 Blocked Shots1 (twice)
 Steals 5 vs. Kansas State (2/10/19)
 Minutes Played.....45 at West Virginia (2/17/18)

»» BIG 12 HIGHS

Points..... 35 at Iowa State (1/19/19)
 Field Goals11 at Texas Tech (3/5/19)
 3-Point Field Goals6 vs. West Virginia (2/3/18)
 Free Throws Made..... 15 at Iowa State (1/19/19)
 Rebounds14 vs. Oklahoma State (2/25/19)
 Assists 4 vs. Kansas State (1/31/18)
 Blocked Shots 1 vs. TCU (1/4/18)
 Steals 5 vs. Kansas State (2/10/19)
 Minutes Played.....45 at West Virginia (2/17/18)

»» NCAA HIGHS

Points.....13 vs. DePaul (3/16/18)
 Field Goals 1 vs. DePaul (3/16/18)
 3-Point Field Goals 1 vs. DePaul (3/16/18)
 Free Throws Made.....11 vs. DePaul (3/16/18)
 Rebounds 1 vs. DePaul (3/16/18)
 Assists 1 vs. DePaul (3/16/18)
 Blocked Shots 1 vs. DePaul (3/16/18)
 Steals 4 vs. DePaul (3/16/18)
 Minutes Played.....22 vs. DePaul (3/16/18)



MANDY SIMPSON



MANDY SIMPSON

FORWARD

3

JUNIOR » 2L » 6-1
BOISE, IDAHO » BOISE HS

CAREER HONORS

- ▶ 2018-19 Academic All-Big 12 First Team
- ▶ Big 12 Freshman of the Week (Nov. 13, 2017)

SOPHOMORE (2018-19)

Averaged 5.2 points and 5.9 rebounds per game ... Appeared in 30 games and recorded 28 starts ... Finished the season with a .408 field goal percentage ... Ranked 16th in the Big 12 in rebounds per game ... Scored in double figures five times ... Had a at Texas Tech (March 5), recording 11 points and a career-high 16 rebounds ... Dished six assists in at least three games ... Finished with 10 points, six rebounds and five assists at Texas (Jan. 9) ... Scored season-high 15 points versus Northwestern State (Nov. 15) ... Led team in rebounding eight times, while leading the Sooners in assists in seven games.

FRESHMAN (2017-18)

Played 25 games and earned nine starts ... Became the 10th true freshman to start a season opener for the Sooners during the Sherri Coale era ... Earned Big 12 Freshman of the Week honors for her 12-point, five-rebound performance against Belmont (Nov. 10) ... Had season-high 12 rebounds against New Mexico ... Scored eight points against Texas (Dec. 28) and at Texas Tech (Jan. 14) ... Had five games with at least five rebounds ... Led team in rebounding four times.

PRIOR TO OKLAHOMA

Averaged a double-double during her senior season at Boise High School with 16.1 points and 10.1 rebounds per contest ... Finished her prep career as a two-time first-team all-state selection, while earning second-team honors as a sophomore ... Ranked as the 20th-best forward in the 2017 class by ESPN HoopGurlz ... Nominated to participate in the 2017 McDonald's All-American Game ... Put up impressive numbers as a junior, averaging 17.0 points, 11.4 rebounds, 2.5 assists and 1.5 steals per game ... Earned first-team all-state honors as a junior, helping Boise High School to a third-place finish at the Idaho state tournament ... In the classroom, she earned SIC Class 5A Academic Team honors after recording a 3.5 GPA.

» SIMPSON'S CAREER STATISTICS

Overall	G-GS	MP-Avg.	FG-A	Pct.	3G-A	Pct.	FT-A	Pct.	Off-Def-Tot	Avg.	PF-D	A	TO	B	S	TP	Avg.
2017-18	25-9	324-13.0	24-70	.343	0-0	.000	9-18	.500	34-48-82	3.3	23-0	8	28	2	4	57	2.3
2018-19	30-28	816-27.2	69-169	.408	0-0	.000	19-36	.528	57-121-178	5.9	98-6	72	87	5	23	157	5.2
Career	55-37	1140-20.7	93-239	.389	0-0	.000	28-54	.519	91-169-260	4.7	121-6	80	115	7	27	214	3.9
Big 12	G-GS	MP-Avg.	FG-A	Pct.	3G-A	Pct.	FT-A	Pct.	Off-Def-Tot	Avg.	PF-D	A	TO	B	S	TP	Avg.
2017-18	13-1	132-10.2	10-22	.455	0-0	.000	3-8	.375	7-19-26	2.0	9-0	2	10	0	1	23	1.8
2018-19	18-16	476-26.4	37-98	.378	0-0	.000	12-21	.571	35-64-99	5.5	53-2	42	56	0	13	86	4.8
Career	31-17	608-19.6	47-120	.455	0-0	.000	15-29	.517	42-83-125	4.0	62-2	44	66	0	14	109	3.5



» SIMPSON BY THE NUMBERS

Miscellaneous	2018-19	Career
10-Plus Points	5 (1-4)	6 (2-4)
20-Plus Points		
10-Plus Rebounds	1 (1-2)	2 (2-2)
Double-Doubles	1 (0-1)	1 (0-1)
Fills the Box Score	2 (0-2)	2 (0-2)
Leads Team in Points		
Leads Team in Rebounds	8 (1-7)	12 (3-9)
Leads Team in Assists	7 (2-5)	8 (2-6)

» SIMPSON'S SEASON HIGHS

Points 15 vs. Northwestern State (11/15/19)
Field Goals 6 vs. Northwestern State (11/15/19)
3-Point Field Goals
Free Throws Made 3 vs. Northwestern State (11/15/19)
Rebounds 16 at Texas Tech (3/15/19)
Assists 6 (three times)
Blocked Shots 2 at South Florida (11/18/18)
Steals 4 at Texas Tech (3/5/19)
Minutes Played 40 vs. DePaul (12/9/18)

» CAREER HIGHS

Points 15 vs. Northwestern State (11/15/19)
Field Goals 6 vs. Northwestern State (11/15/19)
3-Point Field Goals
Free Throws Made 4 vs. Belmont (11/10/17)
Rebounds 16 at Texas Tech (3/15/19)
Assists 6 (three times)
Blocked Shots 2 at South Florida (11/18/19)
Steals 4 at Texas Tech (3/5/19)
Minutes Played 40 vs. DePaul (12/9/18)

» BIG 12 HIGHS

Points 11 at Texas Tech (3/5/19)
Field Goals 5 at Texas Tech (3/5/19)
3-Point Field Goals
Free Throws Made 2 (five times)
Rebounds 16 at Texas Tech (3/5/19)
Assists 6 (twice)
Blocked Shots
Steals 4 at Texas Tech (3/5/19)
Minutes Played 36 at Texas (1/9/19)

» NCAA HIGHS

Points
Field Goals
3-Point Field Goals
Free Throws Made
Rebounds
Assists
Blocked Shots
Steals
Minutes Played



NYDIA LAMPKIN



NYDIA LAMPKIN

FORWARD

21

SOPHOMORE » 1L » 6-3
PALM BAY, FLA. » HERITAGE HS

FRESHMAN (2018-19)

Appeared in 30 games, making one start ... Averaged 2.3 points and 2.1 rebounds per game ... Played 8.8 minutes per contest ... Scored season-high six points on three different occasions ... Finished 3-of-5 from the field and scored six points against Texas Tech (March 8) in the first round of the Big 12 Championship ... Played season-high 18 minutes at West Virginia (Feb. 23), pulling down 10 rebounds ... Had five points and five rebounds against Oklahoma State (Feb. 25) ... Recorded season-best three steals versus Clemson (Nov. 23) ... Had three assists against Northwestern State (Nov. 15) ... Made first career start at Texas (Jan. 9).

PRIOR TO OKLAHOMA

Ranked No. 19 forward in the nation by ESPN HoopGurlz ... Averaged 16.4 points, 9.8 rebounds, 2.3 steals and 2.2 blocks per game as a senior at Heritage (Fla.) High School ... As a junior, averaged 14.7 points, 9.9 rebounds and 3.8 blocks per game ... Scored 1,000 points during her prep career ... Named to the 2018 All-USA Florida Girls Basketball Team second-team pick ... Brevard County Girl's Basketball Player of the Year ... Plays multiple musical instruments, owns a class C operator's drivers' license and plans to work in a waste water management facility after college.

» LAMPKIN'S CAREER STATISTICS

Overall	G-GS	MP-Avg.	FG-A	Pct.	3G-A	Pct.	FT-A	Pct.	Off-Def-Tot	Avg.	PF-D	A	TO	B	S	TP	Avg.
2018-19	30-1	264-8.8	29-69	.420	0-2	.000	11-35	.314	17-46-63	2.1	37-1	15	36	7	6	69	2.3
Career	30-1	264-8.8	29-69	.420	0-2	.000	11-35	.314	17-46-63	2.1	37-1	15	36	7	6	69	2.3
Big 12	G-GS	MP-Avg.	FG-A	Pct.	3G-A	Pct.	FT-A	Pct.	Off-Def-Tot	Avg.	PF-D	A	TO	B	S	TP	Avg.
2018-19	18-1	154-8.6	20-44	.455	0-2	.000	8-16	.500	9-32-41	2.3	19-0	6	23	3	2	48	2.7
Career	18-1	154-8.6	20-44	.455	0-2	.000	8-16	.500	9-32-41	2.3	19-0	6	23	3	2	48	2.7



» LAMPKIN BY THE NUMBERS

Miscellaneous	2018-19	Career
10-Plus Points		
20-Plus Points		
10-Plus Rebounds	1 (1-0)	1 (1-0)
Double-Doubles		
Fills the Box Score		
Leads Team in Points		
Leads Team in Rebounds	1 (1-0)	1 (1-0)
Leads Team in Assists		

» LAMPKIN'S SEASON HIGHS

Points	6 (three times)
Field Goals	3 (twice)
3-Point Field Goals	
Free Throws Made	2 (twice)
Rebounds	10 at West Virginia (2/25/19)
Assists	3 vs. Northwestern State (11/15/18)
Blocked Shots	2 vs. Northwestern State (11/15/18)
Steals	3 vs. Clemson (11/23/18)
Minutes Played	18 at West Virginia (2/25/18)

» CAREER HIGHS

Points	6 (three times)
Field Goals	3 (twice)
3-Point Field Goals	
Free Throws Made	2 (twice)
Rebounds	10 at West Virginia (2/25/19)
Assists	3 vs. Northwestern State (11/15/18)
Blocked Shots	2 vs. Northwestern State (11/15/18)
Steals	3 vs. Clemson (11/23/18)
Minutes Played	18 at West Virginia (2/25/18)

» BIG 12 HIGHS

Points	6 (twice)
Field Goals	3 vs. Iowa State (2/20/19)
3-Point Field Goals	
Free Throws Made	2 (twice)
Rebounds	10 at West Virginia (2/25/19)
Assists	1 (six times)
Blocked Shots	1 (four times)
Steals	1 (twice)
Minutes Played	18 at West Virginia (2/25/19)

» NCAA HIGHS

Points	
Field Goals	
3-Point Field Goals	
Free Throws Made	
Rebounds	
Assists	
Blocked Shots	
Steals	
Minutes Played	



JESSI MURCER



JESSI MURCER

GUARD

0

SOPHOMORE » 1L » 5-7
MOORE, OKLA. » WESTMOORE HS

CAREER HONORS

► Big 12 Freshman of the Week (Feb. 25, 2019)

FRESHMAN (2018-19)

Made 15 starts and appeared in 29 games ... Ranked fifth on the team in scoring at 9.4 points per game ... Led all Big 12 guards with a .476 field goal percentage ... Shot .415 from 3-point range, the fourth-best clip by an OU freshman in school history ... Finished with 62 assists (2.1 per game), the 10th-most in one season by an OU freshman ... Started final 13 games of the season as OU's point guard ... Scored in double figures in 17 games ... Scored season-high 18 points against Northwestern State (Nov. 15) and at Iowa State (Jan. 19) ... Recorded 17 points against UAB in the Junkanoo Jam ... Recorded 15 points and five assists at Oklahoma State (Feb. 6) ... Stuffed the stat sheet at West Virginia (Feb. 23), recording 14 points, nine rebounds and five assists ... Logged season-high 11 assists at Texas Tech (March 5), becoming the first OU freshman to record 10-plus assists in a single game since 1994 ... Scored in double figures eight times in the final 10 games of the season.

PRIOR TO OKLAHOMA

2018 Oklahoma Gatorade Player of the Year ... Averaged 21.3 points, 3.4 rebounds and 2.0 assists per game as a senior at Westmoore (Okla.) High School ... Shot .615 from 3-point range as a senior, helping Westmoore to the Class 6A State Tournament ... 2018 Central Oklahoma Athletic Conference Player of the Year ... Named to The Oklahoman's Super 5 Team as a senior ... Averaged 22.7 points per game as a junior to earn a spot on The Oklahoman's Big All-City first team ... Set a school record with 2,065 points during her prep career ... Ranks 41st in Oklahoma state history in career points scored.

» MURCER'S CAREER STATISTICS

Overall	G-GS	MP-Avg.	FG-A	Pct.	3G-A	Pct.	FT-A	Pct.	Off-Def-Tot	Avg.	PF-D	A	TO	B	S	TP	Avg.
2018-19	29-15	724-25.0	99-208	.476	27-65	.415	47-63	.746	23-66-89	3.1	49-1	62	75	0	35	272	9.4
Career	29-15	724-25.0	99-208	.476	27-65	.415	47-63	.746	23-66-89	3.1	49-1	62	75	0	35	272	9.4
Overall	G-GS	MP-Avg.	FG-A	Pct.	3G-A	Pct.	FT-A	Pct.	Off-Def-Tot	Avg.	PF-D	A	TO	B	S	TP	Avg.
2018-19	18-12	482-26.8	59-127	.465	17-41	.465	27-36	.750	15-44-59	3.3	31-1	51	49	0	21	162	9.0
Career	18-12	482-26.8	59-127	.465	17-41	.415	27-36	.750	15-44-59	3.3	31-1	51	49	0	21	162	9.0



» MURCER BY THE NUMBERS

Miscellaneous	2018-19	Career
10-Plus Points	17 (6-11)	17 (6-11)
20-Plus Points		
10-Plus Rebounds		
Double-Doubles		
Fills the Box Score	3 (2-1)	3 (2-1)
Leads Team in Points		
Leads Team in Rebounds	2 (0-2)	2 (0-2)
Leads Team in Assists	7 (1-6)	7 (1-6)

» MURCER'S SEASON HIGHS

Points	18 (twice)
Field Goals	7 at Oklahoma State (2/6/19)
3-Point Field Goals	3 at TCU (1/22/19)
Free Throws Made	6 at West Virginia (2/23/19)
Rebounds	9 at West Virginia (2/23/19)
Assists	11 at Texas Tech (3/5/19)
Blocked Shots	
Steals	5 at Oklahoma State (2/6/19)
Minutes Played	40 at West Virginia (2/23/19)

» CAREER HIGHS

Points	18 (twice)
Field Goals	7 at Oklahoma State (2/6/19)
3-Point Field Goals	3 at TCU (1/22/19)
Free Throws Made	6 at West Virginia (2/23/19)
Rebounds	9 at West Virginia (2/23/19)
Assists	11 at Texas Tech (3/5/19)
Blocked Shots	
Steals	5 at Oklahoma State (2/6/19)
Minutes Played	40 at West Virginia (2/23/19)

» BIG 12 HIGHS

Points	18 at Iowa State (1/19/19)
Field Goals	7 at Oklahoma State (2/6/19)
3-Point Field Goals	3 at TCU (1/22/19)
Free Throws Made	6 at West Virginia (2/23/19)
Rebounds	10 at West Virginia (2/25/19)
Assists	11 at Texas Tech (3/5/19)
Blocked Shots	
Steals	5 at Oklahoma State (2/6/19)
Minutes Played	40 at West Virginia (2/23/19)

» NCAA HIGHS

Points	
Field Goals	
3-Point Field Goals	
Free Throws Made	
Rebounds	
Assists	
Blocked Shots	
Steals	
Minutes Played	



TAYLOR ROBERTSON



TAYLOR ROBERTSON

GUARD

30

SOPHOMORE » 1L » 5-9
MCPHERSON, KAN. » MCPHERSON HS

CAREER HONORS

- ▶ Big 12 Freshman of the Week (Nov. 12, 2019, Nov. 19, 2019, Dec. 3, 2019, Dec. 26, 2019)
- ▶ Big 12 All-Freshman Team

FRESHMAN (2018-19)

Earned Big 12 All-Freshman Team honors after putting together one of the most prolific offensive campaigns by a Sooner freshman ... Named Big 12 Freshman of the Week four times ... Averaged 14.3 points per game and appeared in 30 contests, making 29 starts .. Made 105 3-pointers, which set an OU freshman record and rank second in program single-season history ... Also led all Division I freshmen and ranked 12th nationally in 3-pointers made ... Finished second in the country with 3.50 3-pointers per game ... Was first among Division I freshmen in 3-point field goal percentage (.476) and finished the year ranked fifth overall ... Led all Big 12 freshmen with an .889 clip at the free throw line ... Finished the season with 429 points, the seventh-most ever by a Sooner freshman ... Set the OU freshman single-game record in her collegiate debut, knocking down eight treys to finish with 24 points against Western Kentucky (Nov. 9) ... Scored 20 points and buried six treys against Northwestern State (Nov. 15) ... Hit seven 3-pointers in back-to-back games at New Mexico (Nov. 28) and at Auburn (Dec. 2) ... Recorded 23 points and finished with six made 3-pointers against UConn (Dec. 19) ... Was 6-of-8 from beyond the arc and added 18 points in OU's win at West Virginia (Feb. 23) ... Hit seven treys at Texas Tech and chipped in 21 points at Texas Tech (March 5) ... Had eight 20-point scoring games ... Also led the team in scoring in eight contests ... Set the OU freshman record for minutes per game (33.8) ... Was one of three players in Division I to shoot at least .450 from the field, .450 from beyond the arc and .880 from the free throw line ... Averaged 11.4 points per game and shot .458 from 3-point range in league play.

PRIOR TO OKLAHOMA

Ranked No. 90 nationally by Prospect Nation ... Led McPherson (Kan.) High School to the 2018 Class 4A state championship ... Averaged 23.9 points, 4.7 rebounds and 2.8 assists per game as a senior, while shooting .477 from 3-point range and .905 at the free throw line ... Named 2018 Miss Kansas Basketball ... Set the school record for points scored with 1,912 points ... Scored 21 points in the state championship game to help McPherson to its first state title since 2012 ... As a junior, broke McPherson's program record for points per game (24.3), points scored (582), field goal percentage (.619) and free throw percentage (.915) ... Made 322 3-pointers during her prep career ... 2018 Wichita Eagle All-State First Team 2017 Kansas Gatorade Player of the Year ... 2018 All-USA Kansas Girls Basketball Team first-team pick.

» ROBERTSON'S CAREER STATISTICS

Overall	G-GS	MP-Avg.	FG-A	Pct.	3G-A	Pct.	FT-A	Pct.	Off-Def-Tot	Avg.	PF-D	A	TO	B	S	TP	Avg.
2018-19	30-29	1013-33.8	134-290	.462	105-225	.467	56-63	.889	13-85-98	3.3	56-1	39	43	2	30	429	14.3
Career	30-29	1013-33.8	134-290	.462	105-225	.467	56-63	.889	13-85-98	3.3	56-1	39	43	2	30	429	14.3
Big 12	G-GS	MP-Avg.	FG-A	Pct.	3G-A	Pct.	FT-A	Pct.	Off-Def-Tot	Avg.	PF-D	A	TO	B	S	TP	Avg.
2018-19	18-18	604-33.6	63-145	.434	49-107	.458	31-35	.886	10-47-57	3.2	34-1	14	25	2	19	306	11.4
Career	18-18	604-33.6	63-145	.434	49-107	.458	31-35	.886	10-47-57	3.2	34-1	14	25	2	19	306	11.4



» ROBERTSON BY THE NUMBERS

Miscellaneous	2018-19	Career
10-Plus Points	22 (8-14)	22 (8-14)
20-Plus Points	8 (2-6)	8 (2-6)
10-Plus Rebounds		
Double-Doubles		
Fills the Box Score		
Leads Team in Points	8 (0-8)	8 (0-8)
Leads Team in Rebounds		
Leads Team in Assists	1 (1-0)	1 (1-0)

» ROBERTSON'S SEASON HIGHS

Points	27 at Auburn (12/2/18)
Field Goals	9 at Auburn (12/2/18)
3-Point Field Goals	8 vs. Western Kentucky (11/9/18)
Free Throws Made	8 vs. Baylor (1/27/19)
Rebounds	7 vs. Texas Tech (1/2/19)
Assists	5 vs. Northwestern State (11/15/18)
Blocked Shots	1 at Texas Tech (3/5/19)
Steals	5 at Texas (1/9/19)
Minutes Played	40 (eight times)

» CAREER HIGHS

Points	27 at Auburn (12/2/18)
Field Goals	9 at Auburn (12/2/18)
3-Point Field Goals	8 vs. Western Kentucky (11/9/18)
Free Throws Made	8 vs. Baylor (1/27/19)
Rebounds	7 vs. Texas Tech (1/2/19)
Assists	5 vs. Northwestern State (11/15/18)
Blocked Shots	1 at Texas Tech (3/5/19)
Steals	5 at Texas (1/9/19)
Minutes Played	40 (eight times)

» BIG 12 HIGHS

Points	21 (twice)
Field Goals	7 (twice)
3-Point Field Goals	7 at Texas Tech (3/5/19)
Free Throws Made	8 vs. Baylor (1/27/19)
Rebounds	7 vs. Texas Tech (1/2/19)
Assists	3 at Kansas (1/30/19)
Blocked Shots	1 at Texas Tech (3/5/19)
Steals	5 at Texas (1/9/19)
Minutes Played	40 (seven times)

» NCAA HIGHS

Points	
Field Goals	
3-Point Field Goals	
Free Throws Made	
Rebounds	
Assists	
Blocked Shots	
Steals	
Minutes Played	



TATUM VEITENHEIMER



TATUM VEITENHEIMER

GUARD

32

SOPHOMORE » 1L » 5-8
WINDTHORST, TEXAS » WINDTHORST HS

FRESHMAN (2018-19)

Earned 16 starts and played in 30 games ... Averaged 4.4 points, 2.7 and 2.5 rebounds per contest ... Recorded 76 assists, the fifth-most in a single-season by an OU freshman ... Scored 11 points and recorded season-high five steals in collegiate debut against Western Kentucky (Nov. 9) ... Set season high with six assists against Clemson (Nov. 23) and New Mexico (Nov. 28) ... Had eight points, five rebounds and four assists in OU's Big 12 opener against Texas Tech (Jan. 2) ... Stuffed stat sheet with nine points, seven rebounds and five assists at Iowa State (Jan. 19) ... Led team in assists in 10 games.

PRIOR TO OKLAHOMA

Ranked No. 8 point guard and No. 24 overall by Prospect Nation ... Scored 3,311 career points (24.7 per game) during her four-year career at Windthorst (Texas) High School ... Was a four-time all-state selection by the Texas Association of Basketball Coaches ... Two-time Red River 22 MVP ... As a senior, averaged 25.7 points, 6.6 assists and 6.9 steals per game ... Led Windthorst to a 48-0 record in district play in four seasons ... Averaged 26.7 points, 7.1 steals and 5.3 assists per game as a junior ... Also lettered in volleyball, softball, tennis, cross country and track during her high school career ... Earned all-state honors in volleyball and softball.

» VEITENHEIMER'S CAREER STATISTICS

Overall	G-GS	MP-Avg.	FG-A	Pct.	3G-A	Pct.	FT-A	Pct.	Off-Def-Tot	Avg.	PF-D	A	TO	B	S	TP	Avg.
2018-19	30-16	692-23.1	47-24	.379	12-45	.267	26-39	.667	25-57-82	2.7	48-1	76	81	1	36	132	4.4
Career	30-16	692-23.1	47-24	.379	12-45	.267	26-39	.667	25-57-82	2.7	48-1	76	81	1	36	132	4.4
Big 12	G-GS	MP-Avg.	FG-A	Pct.	3G-A	Pct.	FT-A	Pct.	Off-Def-Tot	Avg.	PF-D	A	TO	B	S	TP	Avg.
2018-19	18-7	353-19.6	22-67	.328	4-22	.182	17-22	.773	14-33-47	2.6	34-1	37	48	1	15	65	3.6
Career	18-7	353-19.6	22-67	.328	4-22	.182	17-22	.773	14-33-47	2.6	34-1	37	48	1	15	65	3.6



» VEITENHEIMER BY THE NUMBERS

Miscellaneous	2018-19	Career
10-Plus Points	1 (1-0)	1 (1-0)
20-Plus Points		
10-Plus Rebounds		
Double-Doubles		
Fills the Box Score	3 (1-2)	3 (1-2)
Leads Team in Points		
Leads Team in Rebounds	1 (0-1)	1 (0-1)
Leads Team in Assists	10 (2-8)	10 (2-8)

» VEITENHEIMER'S SEASON HIGHS

Points 11 vs. Western Kentucky (11/9/18)
Field Goals 4 (three times)
3-Point Field Goals 3 vs. Western Kentucky (11/9/18)
Free Throws Made 4 vs. Kansas State (2/10/19)
Rebounds 8 vs. West Virginia (1/13/19)
Assists 7 at SMU (12/22/18)
Blocked Shots 1 vs. Texas Tech (1/2/19)
Steals 5 vs. Western Kentucky (11/9/18)
Minutes Played 38 (twice)

» CAREER HIGHS

Points 11 vs. Western Kentucky (11/9/18)
Field Goals 4 (three times)
3-Point Field Goals 3 vs. Western Kentucky (11/9/18)
Free Throws Made 4 vs. Kansas State (2/10/19)
Rebounds 8 vs. West Virginia (1/13/19)
Assists 7 at SMU (12/22/18)
Blocked Shots 1 vs. Texas Tech (1/2/19)
Steals 5 vs. Western Kentucky (11/9/18)
Minutes Played 38 (twice)

» BIG 12 HIGHS

Points 9 (twice)
Field Goals 4 (twice)
3-Point Field Goals 1 (four times)
Free Throws Made 4 (twice)
Rebounds 8 vs. West Virginia (1/13/19)
Assists 5 (twice)
Blocked Shots 1 vs. Texas Tech (1/2/19)
Steals 3 (twice)
Minutes Played 39 at Texas (1/9/19)

» NCAA HIGHS

Points
Field Goals
3-Point Field Goals
Free Throws Made
Rebounds
Assists
Blocked Shots
Steals
Minutes Played



MADI WILLIAMS



MADI WILLIAMS

GUARD

25

SOPHOMORE » 1L » 6-0

FORT WORTH, TEXAS » TRINITY VALLEY SCHOOL

FRESHMAN (2018-19)

Averaged 11.6 points per game and led the team with 8.0 rebounds per contest ... Started 29 of 30 games ... Led all Big 12 freshmen and ranked seventh in the league with seven double-doubles ... Had 10 games with at least 10-plus rebounds ... Posted a .416 clip from the field ... Ranks fourth on OU's freshman record's list in rebounds per game (8.0) and is tied for fifth in total rebounds (241) ... Had 38 steals and chipped in 55 assists ... Picked up a double-double in her collegiate debut, finishing with 15 points and 15 rebounds against Western Kentucky (Nov. 9) ... Logged 15 rebounds against Northwestern State (Nov. 15) ... Was the first Sooner freshman since Courtney Paris (2005-06) to record 15 rebounds in back-to-back games ... Finished with season-high 22 points and eight rebounds versus UAB (Nov. 22) in the Junkanoo Jam ... Earned double-double with 12 points and 11 rebounds against UConn (Dec. 19) ... Had 10 points and season-high 16 rebounds at SMU (Dec. 22) ... Logged 18 points, 11 rebounds and three assists in OU's victory over Kansas (Feb. 13) ... Had 11 points and 11 rebounds in a Bedlam victory over Oklahoma State (Feb. 25) ... Finished with 19 points and nine rebounds against Texas Tech in the first round of the Big 12 Championship.

PRIOR TO OKLAHOMA

Five-star recruit ranked No. 1 wing and No. 8 overall prospect by Prospect Nation ... Four-star recruit and ranked No. 4 wing and No. 24 overall by ESPN HoopGurlz ... Participated in the McDonald's All-American Game as well as the Jordan Brand Classic ... Led her team in scoring with 13 points on 6-of-11 shooting at the McDonald's All-American Game ... Seventh OU signee to compete in the McDonald's All-American Game ... Second Sooner to play in the Jordan Brand Classic ... 2018 All-USA Texas Girls Basketball Team first-team pick ... Averaged 25.7 points, 7.0 rebounds and 4.0 steals per game at Trinity Valley School ... Scored 20.0 points per game as a sophomore ... Participated in the 2016 USA Basketball U16 World Championship Team trials and the 2017 USA Basketball U17 World Championship Team trials.

» WILLIAMS' CAREER STATISTICS

Overall	G-GS	MP-Avg.	FG-A	Pct.	3G-A	Pct.	FT-A	Pct.	Off-Def-Tot	Avg.	PF-D	A	TO	B	S	TP	Avg.
2018-19	30-29	881-29.4	137-329	.416	2-20	.100	73-121	.603	89-152-241	8.0	103-6	55	92	16	38	349	11.6
Career	30-29	881-29.4	137-329	.416	2-20	.100	73-121	.603	89-152-241	8.0	103-6	55	92	16	38	349	11.6
Big 12	G-GS	MP-Avg.	FG-A	Pct.	3G-A	Pct.	FT-A	Pct.	Off-Def-Tot	Avg.	PF-D	A	TO	B	S	TP	Avg.
2018-19	18-17	502-27.9	68-189	.360	2-7	.286	35-59	.593	47-74-121	6.7	71-6	29	52	7	22	173	9.6
Career	18-17	502-27.9	68-189	.360	2-7	.286	35-59	.593	47-74-121	6.7	71-6	29	52	7	22	173	9.6



» WILLIAMS BY THE NUMBERS

Miscellaneous	2018-19	Career
10-Plus Points	18 (3-15)	18 (3-15)
20-Plus Points	2 (1-1)	2 (1-1)
10-Plus Rebounds	10 (4-6)	(4-6)
Double-Doubles	7 (4-3)	7 (4-3)
Fills the Box Score	3 (2-1)	3 (2-1)
Leads Team in Points	3 (0-3)	3 (0-3)
Leads Team in Rebounds	14 (6-8)	14 (6-8)
Leads Team in Assists	4 (2-2)	4 (2-2)

» WILLIAMS' SEASON HIGHS

Points	22 vs. UAB (11/22/18)
Field Goals	8 (twice)
3-Point Field Goals	1 (twice)
Free Throws Made	8 vs. UAB (11/22/18)
Rebounds	16 at Auburn (12/2/18)
Assists	5 (twice)
Blocked Shots	3 vs. Western Kentucky (11/9/18)
Steals	8 at Texas (1/9/19)
Minutes Played	39 vs. DePaul (12/9/18)

» CAREER HIGHS

Points	22 vs. UAB (11/22/18)
Field Goals	8 (twice)
3-Point Field Goals	1 (twice)
Free Throws Made	8 vs. UAB (11/22/18)
Rebounds	16 at Auburn (12/2/18)
Assists	5 vs. Northwestern State (11/15/18)
Blocked Shots	3 vs. Western Kentucky (11/9/18)
Steals	2 (four times)
Minutes Played	39 vs. DePaul (12/9/18)

» BIG 12 HIGHS

Points	18 (twice)
Field Goals	8 at Texas (1/9/19)
3-Point Field Goals	1 at Texas (1/9/19)
Free Throws Made	8 vs. Texas (2/2/19)
Rebounds	11 (three times)
Assists	5 vs. Texas Tech (3/8/19)
Blocked Shots	1 vs. Texas Tech (1/2/19)
Steals	2 (twice)
Minutes Played	37 (twice)

» NCAA HIGHS

Points	
Field Goals	
3-Point Field Goals	
Free Throws Made	
Rebounds	
Assists	
Blocked Shots	
Steals	
Minutes Played	



ASPEN WILLISTON

CENTER

31

SOPHOMORE » 1L » 6-4

BROKEN BOW, OKLA. » BROKEN BOW HIGH SCHOOL

FRESHMAN (2018-19)

Played in seven games off the bench before undergoing knee surgery in January ... Scored two points and added four rebounds in her collegiate debut against Northwestern State (Nov. 15) ... Recorded two points and one rebound against Clemson (Nov. 23).

PRIOR TO OKLAHOMA

Ranked No. 17 center by ESPNHoopGurlz ... Named to The Oklahoman Class 4A All-State first team as a senior ... Led Broken Bow to the Class 4A State Tournament in three consecutive seasons ... Averaged 14.8 points per game as a junior to earn all-state honorable mention honors from The Oklahoman ... 2018 All-State selection by the Oklahoma Girls Basketball Coaches Association.

» WILLISTON'S CAREER STATISTICS

Overall	G-GS	MP-Avg.	FG-A	Pct.	3G-A	Pct.	FT-A	Pct.	Off-Def-Tot	Avg.	PF-D	A	TO	B	S	TP	Avg.
2018-19	7-0	22-3.1	2-4	.500	0-0	.000	0-0	.000	1-5-6	0.9	2-0	0	2	1	2	4	0.6
Career	7-0	22-3.1	2-4	.500	0-0	.000	0-0	.000	1-5-6	0.9	2-0	0	2	1	2	4	0.6
Big 12	G-GS	MP-Avg.	FG-A	Pct.	3G-A	Pct.	FT-A	Pct.	Off-Def-Tot	Avg.	PF-D	A	TO	B	S	TP	Avg.
2018-19	3-0	6-2.0	0-1	.000	0-0	.000	0-0	.000	0-0-0	0	0-0	0	0	0	0	0	0.0
Career	3-0	6-2.0	0-1	.000	0-0	.000	0-0	.000	0-0-0	0	0-0	0	0	0	0	0	0.0



» WILLISTON BY THE NUMBERS

Miscellaneous	2018-19	Career
10-Plus Points		
20-Plus Points		
10-Plus Rebounds		
Double-Doubles		
Fills the Box Score		
Leads Team in Points		
Leads Team in Rebounds		
Leads Team in Assists		

» WILLISTON'S SEASON HIGHS

Points2 (twice)
Field Goals1 (twice)
3-Point Field Goals
Free Throws Made
Rebounds4 vs. Northwestern State (11/15/18)
Assists
Blocked Shots1 vs. Northwestern State (11/15/18)
Steals2 vs. Central Arkansas (12/5/18)
Minutes Played8 vs. Northwestern State (11/15/18)

» CAREER HIGHS

Points2 (twice)
Field Goals1 (twice)
3-Point Field Goals
Free Throws Made
Rebounds4 vs. Northwestern State (11/15/18)
Assists
Blocked Shots1 vs. Northwestern State (11/15/18)
Steals2 vs. Central Arkansas (12/5/18)
Minutes Played8 vs. Northwestern State (11/15/18)

» BIG 12 HIGHS

Points
Field Goals
3-Point Field Goals
Free Throws Made
Rebounds
Assists
Blocked Shots
Steals
Minutes Played3 at Iowa State (1/19/19)

» NCAA HIGHS

Points
Field Goals
3-Point Field Goals
Free Throws Made
Rebounds
Assists
Blocked Shots
Steals
Minutes Played



CHLOE BLOOM

FORWARD/CENTER

13

RS-FRESHMAN » RS » 6-3
SYDNEY, AUSTRALIA

PRIOR TO OKLAHOMA

Enrolled at Oklahoma in January 2019 and redshirted the remainder of the season ... A native of Sydney, Australia ... Regarded as one of the top international prospects in the 2019 class and considered a four-star recruit by Prospects Nation ... Averaged a double-double at the 2017 U18 Australia Nationals with 11.1 points and 10.7 rebounds per game ... Was selected to compete for a roster spot on Australia's U17 Oceania Championships team this past summer ... Is the second Australian to sign with the Sooners joining Jamie Anderson, who played at OU from 1997-99.



GABBY GREGORY

GUARD

12

FRESHMAN » HS » 6-0
TULSA, OKLA. » HOLLAND HALL PREP

PRIOR TO OKLAHOMA

2019 Oklahoma Gatorade Player of the Year at Holland Hall Prep ... No. 87 overall prospect by ESPN Hoop Gurlz ... Ranked No. 16 wing and No. 65 overall by Prospect Nation ... Became one of four prep players in Oklahoma history to finish their career with 2,500 points and 1,000 rebounds ... Scored 2,701 points during high school career, eighth-most in Oklahoma state history ... Averaged 31.2 points and 11.6 rebounds per game as a junior ... Had 11 games with at least 35 points scored in high school ... Two-time Tulsa World Player of the Year ... Won the 2019 Grigsby's Carpet, Tile and Hardwood Girls Athlete of the Year Award presented by the Tulsa World ... 2019 First Team OGBCA All-State selection ... 2018 and 2019 All-USA Oklahoma First Team selection ... Three-time Super 5 pick by the Oklahoman ... 2019 Jim Thorpe Award winner ... Also lettered in volleyball and track and field.



LIZ SCOTT

FORWARD

34

FRESHMAN » HS » 6-2

TOMBALL, TEXAS » KLEIN OAK HS

PRIOR TO OKLAHOMA

2019 Naismith All-America Honorable Mention ... Rated as a five-star recruit by Prospects Nation (No. 2 forward/No. 9 overall) and a four-star recruit by ESPN Hoop Gurlz (No. 15 wing/No. 76 overall) ... Missed senior season at Klein Oak (Texas) High School due to an ACL injury ... Averaged 16.2 points, 9.4 rebounds and 4.2 steals per game as a junior ... Scored over 1,000 career points in three prep seasons.



INDIVIDUAL GAME-BY-GAME

#22 ANA LLANUSA

2017-18												
Date	Opponent	MIN	FG	3FG	FT	O-D-T	PF	A	TO	B	S	TP
N10	BELMONT	23	4-10	0-5	1-2	1-4-5	3	1	2	0	0	9
N13	at DePaul	18	5-12	0-3	0-0	1-1-2	5	2	0	0	1	10
N17	SMU	19	4-9	4-6	0-2	2-2	2	0	2	0	0	12
N21	at Colo. State	24	4-13	1-7	2-2	2-4-6	1	2	2	0	2	9
N25	at Oregon	27	3-10	0-6	6-6	1-2-3	5	2	2	0	1	12
N28	at Little Rock	24	2-9	0-4	2-5	1-1-2	2	0	3	0	2	6
D3	Florida	23	5-15	1-8	2-3	2-2-4	4	0	2	0	1	13
D6	at S. Dakota St.	18	4-7	1-3	0-0	1-0-1	5	0	2	0	1	9
D9	USF	30	5-12	0-4	5-9	2-7-9	3	1	2	0	2	15
D16	NEW MEXICO	35	9-22	4-6	5-6	3-4-7	3	2	2	0	1	27
D19	vs. UConn	21	4-13	1-6	0-0	0-5-5	5	2	1	0	1	9
D28	TEXAS*	26	5-15	2-8	2-2	2-2-4	2	1	3	1	1	14
D31	at ISU	22	2-6	1-3	0-0	0-2-2	3	0	1	0	0	5
J4	TCU*	26	2-11	0-4	0-0	1-3-4	4	1	0	1	2	4
J7	at OSU*	38	6-14	3-5	2-2	3-2-5	5	3	0	0	1	17
J10	at TTU*	26	4-9	1-5	3-4	1-3-4	3	0	6	2	2	12
J14	BAYLOR*	40	5-11	3-6	6-6	1-3-4	4	1	1	0	0	19
J17	at K-State*	30	3-10	1-4	4-4	3-3-6	1	4	2	0	2	11
J20	OSU*	40	5-11	1-2	2-2	0-3-3	3	0	1	0	2	13
J24	Kansas*	31	6-14	3-8	3-6	1-6-7	1	1	4	0	3	18
J27	at TCU*	37	6-15	1-5	1-2	1-2-3	2	1	4	0	1	14
J31	K-State*	30	3-10	1-4	4-4	3-3-6	1	4	2	0	2	11
F3	WVU*	40	9-14	6-10	3-9	1-5-6	3	1	2	0	1	27
F5	at Baylor*	40	1-7	0-3	2-2	1-3-4	5	1	2	0	1	4
F10	at Kansas*	36	3-12	1-5	3-5	1-3-4	2	1	1	0	2	10
F17	at WVU*	45	4-11	1-5	2-4	3-1-4	1	0	4	0	0	11
F21	ISU*	25	1-9	1-7	1-1	0-2-2	4	0	2	0	0	4
F24	TTU*	33	6-15	2-8	3-4	3-3-6	1	1	3	0	3	17
F27	at Texas*	35	5-11	2-6	2-4	2-2-4	2	0	3	0	0	14
M3	vs. TCU*	32	5-10	4-6	3-4	0-2-2	5	0	1	0	3	17
M16	vs. DePaul	22	1-1	0-3	11-12	1-0-1	5	1	2	0	4	13

2018-19

Date	Opponent	MIN	FG	3FG	FT	O-D-T	PF	A	TO	B	S	TP
N9	WKU	20	0-6	0-4	1-4	0-2-2	2	1	7	0	3	1
N15	NWSU	DID NOT PLAY										
N18	at USF	DID NOT PLAY										
N22	vs. UAB	DID NOT PLAY										
N23	vs. Clemson	DID NOT PLAY										
N28	at New Mexico	DID NOT PLAY										
D2	at Auburn	DID NOT PLAY										
D5	UCA	DID NOT PLAY										
D9	DePaul	DID NOT PLAY										
D19	UConn	DID NOT PLAY										
D22	at SMU	DID NOT PLAY										
J2	TTU*	25	3-16	2-6	3-6	2-4-6	3	3	0	0	0	11
J5	at K-State*	17	3-9	2-7	6-8	2-3-5	2	0	2	0	1	14
J9	at Texas*	14	3-10	1-3	0-0	0-1-1	5	0	0	0	2	7
J13	WVU*	18	4-7	2-3	2-2	0-0-0	3	0	3	0	1	12
J19	at ISU*	33	8-18	4-8	15-18	1-4-5	5	0	3	0	4	35
J22	at TCU*	29	1-7	1-7	5-5	0-1-1	2	0	2	0	4	8
J27	Baylor*	26	0-8	0-5	5-6	1-1-2	4	0	3	0	0	5
J30	at Kansas*	27	4-10	2-4	6-7	1-1-2	4	3	5	0	0	16
F2	Texas*	32	6-13	1-4	4-5	3-2-5	2	1	2	0	0	17
F6	at OSU*	32	4-16	4-10	4-6	0-1-1	1	2	2	0	0	16
F10	K-State*	36	10-20	5-14	8-9	1-1-2	4	0	7	0	5	33
F13	Kansas*	39	7-14	1-3	6-7	1-3-4	3	2	2	0	2	21
F16	at Baylor*	38	7-18	5-10	12-12	2-2-4	2	0	2	0	0	31
F20	ISU*	30	6-16	2-8	6-9	0-2-2	4	2	5	0	4	20
F23	at WVU*	38	10-17	4-8	2-2	2-0-2	5	3	1	0	2	26
F25	OSU*	39	7-19	3-8	9-9	4-10-14	1	2	2	0	1	26
M2	TCU*	27	4-13	2-7	9-11	2-1-3	5	0	2	0	1	19
M5	at TTU*	32	11-21	4-12	1-1	2-2-4	4	2	6	0	4	27
M8	vs. TTU*	37	7-17	0-0	0-0	3-2-5	5	3	2	1	1	20

#3 MANDY SIMPSON

2017-18												
Date	Opponent	MIN	FG	3FG	FT	O-D-T	PF	A	TO	B	S	TP
N10	BELMONT	28	4-6	0-0	4-6	3-2-5	0	3	0	0	0	12
N13	at DePaul	5	0-1	0-0	0-0	0-0-0	0	0	2	0	0	0
N17	SMU	25	2-5	0-0	1-2	4-4-8	1	0	2	2	0	5
N21	at Colo. State	21	2-7	0-0	0-0	3-4-7	2	0	2	0	0	4
N25	at Oregon	14	0-2	0-0	0-0	3-1-4	1	0	0	0	1	0
N28	at Little Rock	23	2-5	0-0	0-0	4-5-7	2	0	2	0	0	0
D3	Florida	9	0-3	0-0	0-0	1-0-1	2	0	3	0	1	5
D6	at S. Dakota St.	23	2-10	0-0	1-2	4-5-9	2	0	3	0	1	5
D9	USF	7	0-1	0-0	0-0	0-0-0	1	0	1	0	0	0
D16	NEW MEXICO	21	1-5	0-0	0-0	4-8-12	4	2	2	0	1	2
D19	vs. UConn	11	1-1	0-0	0-0	1-1-2	1	1	2	0	0	2
D28	TEXAS*	24	3-4	0-0	2-6	0-3-3	0	0	0	0	1	8
D31	at ISU*	15	1-2	0-0	0-0	1-2-3	1	0	1	0	0	2
J4	TCU*	12	2-2	0-0	0-0	0-3-3	2	0	1	0	0	4
J7	at OSU*	2	0-1	0-0	0-0	0-0-0	1	0	0	0	0	0
J10	at TTU*	14	4-6	0-0	0-0	0-2-2	1	0	3	0	0	8
J14	Baylor*	7	0-1	0-0	0-0	1-1-2	0	0	0	0	0	0
J17	at K-State*	12	0-1	0-0	0-0	0-2-2	1	0	1	0	0	0
J20	OSU*	2	0-0	0-0	0-0	0-0-0	0	0	2	0	0	0
J24	Kansas*	15	0-1	0-0	0-0	1-2-3	1	0	0	0	0	0
J27	at TCU*	DID NOT PLAY										
J31	K-State*	12	0-1	0-0	0-0	0-2-2	1	0	1	0	0	0
F3	WVU*	DID NOT PLAY										
F5	at Baylor*	DID NOT PLAY										
F10	at Kansas*	8	0-2	0-0	0-0	3-1-4	1	0	1	0	0	0
F17	at WVU*	DID NOT PLAY										
F21	ISU*	3	0-0	0-0	0-0	0-0-0	0	0	0	0	0	0
F24	TTU*	6	0-0	0-0	1-2	0-3-3	0	2	0	0	0	1
F27	at Texas*	DID NOT PLAY										
M3	vs. TCU*	5	0-2	0-0	0-0	0-1-1	0	0	0	0	0	0
M16	vs. DePaul	DID NOT PLAY										

2018-19

Date	Opponent	MIN	FG	3FG	FT	O-D-T	PF	A	TO	B	S	TP
N9	WKU	27	1-6	0-0	2-4	4-4-8	3	4	2	1	2	4
N15	NWSU	19	6-9	0-0	3-5	3-4-7	1	2	4	0	1	15
N18	at USF	32	1-6	0-0	1-2	3-7-10	4	6	4	2	0	3
N22	vs. UAB	25	4-7	0-0	0-2	0-7-7	5	2	0	1	1	8
N23	vs. Clemson	31	4-6	0-0	0-0	2-5-7	2	0	3	0	2	8
N28	at New Mexico	36	5-9	0-0	0-0	3-5-8	4	1	3	1	1	10
D2	at Auburn	27	3-6	0-0	0-0	2-3-5	5	4	2	0	1	6
D5	UCA	27	3-8	0-0	0-0	1-7-8	3	2	4	0	0	6
D9	DePaul	40	2-4	0-0	0-0	0-5-5	4	2	1	0	1	4
D19	UConn	39	2-6	0-0	0-0	1-7-8	4	2	2	0	0	4
D22	at SMU	15	0-1	0-0	1-2	0-1-1	5	1	3	0	1	1
J2	Texas Tech*	23	1-2	0-0	0-0	4-3-7	3	6	2	0	0	2
J5	at K-State*	33	0-2	0-0	2-4	2-3-5	2	2	5	0	0	2
J9	at Texas*	36	4-12	0-0	2-2	2-4-6	3	5	2	0	2	10
J13	WVU*	33	2-9	0-0	0-2	2-5-7	2	2	6	0	0	4
J19	at ISU*	17	0-3	0-0	1-2	0-1-1	2	1	2	0	0	1
J22	at TCU*	24	1-3	0-0	0-0	1-3-4	3	2	3	0	0	2
J27	Baylor*	21	1-2	0-0	1-1	1-3-4	2	1	4	0	0	3
J30	at Kansas*	36	4-7	0-0	2-2	3-5-8	2	2	7	0	0	10
F2	Texas*	16	2-4	0-0	0-0	2-0-2	4	0	1	0	0	4
F6	at OSU*	33	3-6	0-0	0-0	4-7-11	4	6	6	2	2	6
F10	K-State*	20	1-2	0-0	1-2	2-2-4	2	4	4	0	3	3
F13	Kansas*	37	4-9	0-0	0-0	2-5-7	2	4	4	1	0	18
F16	at Baylor*	21	2-0	0-0	0-0	1-3-4	5	0	2	0	0	4
F20	ISU*	11	0-0	0-0	0-2	2-2-4	0	0	2	0	0	0
F23	at WVU*	25	2-5	0-0	2-2	0-1-1	5	2	3	0	1	6
F25	OSU*	27	4-7	0-0	0-0	1-3-4	4	1	2	0	0	8
M2	TCU*	28	1-7	0-0	0-0	2-2-4	4	0	3	0	0	2
M5	at TTU*	35	5-11	0-0	1-2	4-12-16	4	4	5	0	4	11
M8	vs. TTU*	23	1-3	0-0	0-0	3-2-5	5	4	3	0	0	2

INDIVIDUAL GAME-BY-GAME



#21 NYDIA LAMPKIN

2018-19		Date	Opponent	MIN	FG	3FG	FT	O-D-T	PF	A	TO	B	S	TP
N9	WKU	8	0-1	0-0	1-2	1-0-1	1	0	1	0	0	1	0	1
N15	NWSU	13	0-1	0-0	0-2	1-3-4	5	3	2	2	0	0	0	0
N18	at USF	3	0-1	0-0	0-0	0-1-1	2	1	3	0	0	0	0	0
N22	vs. UAB	6	0-0	0-0	1-4	0-1-1	1	0	0	0	0	0	1	0
N23	vs. Clemson	14	1-1	0-0	1-2	0-1-1	2	2	1	0	3	3	3	3
N28	at New Mexico	10	2-4	0-0	0-2	1-4-5	1	0	0	0	1	4	4	4
D2	at Auburn	14	1-4	0-0	0-4	3-1-4	1	0	0	1	0	2	2	2
D5	UCA	10	0-2	0-0	0-0	0-0-0	0	1	0	1	0	0	0	0
D9	DePaul	2	0-2	0-0	0-0	0-0-0	0	0	0	0	0	0	0	0
D19	UConn	7	1-3	0-0	0-0	0-0-0	0	0	0	0	0	0	0	0
D22	at SMU	13	1-1	0-0	0-1	1-2-3	4	1	4	0	0	2	2	2
J2	TTU*	3	0-0	0-0	0-2	0-1-1	0	0	0	0	0	0	0	0
J5	K-State*	7	2-3	0-0	1-2	2-1-3	0	1	2	0	0	5	5	5
J9	at Texas*	6	2-3	0-0	0-0	1-1-2	3	1	1	0	0	4	4	4
J13	WVU*	6	0-2	0-0	0-0	0-0-0	1	0	0	0	1	0	0	0
J19	at ISU*	14	1-2	0-0	1-2	1-1-2	2	1	3	1	0	3	3	3
J22	at TCU*	3	0-0	0-0	0-0	0-0-0	0	0	0	1	0	0	0	0
J27	Baylor*	12	2-5	0-1	1-2	0-2-2	2	0	3	0	0	5	5	5
J30	at Kansas*	6	0-3	0-0	0-0	0-0-0	0	0	0	0	0	0	0	0
F2	Texas*	10	2-3	0-0	2-2	0-2-2	1	0	1	0	0	6	6	6
F6	at OSU*	7	1-1	0-0	0-0	0-2-2	2	0	1	0	0	2	2	2
F10	K-State*	12	1-2	0-0	0-0	1-2-3	0	1	2	0	0	2	2	2
F13	Kansas*	8	2-2	0-0	0-0	0-2-2	0	1	1	0	0	4	4	4
F16	at Baylor*	10	0-0	0-0	0-0	0-1-1	2	1	2	0	0	0	0	0
F20	ISU*	12	3-6	0-0	0-0	0-3-3	0	2	0	0	0	6	6	6
F23	at WVU*	18	1-3	0-1	2-4	1-9-10	3	1	2	0	0	4	4	4
F25	OSU*	11	2-6	0-0	1-2	2-3-5	1	0	0	1	1	5	5	5
M2	TCU*	8	1-3	0-0	0-0	1-2-3	1	0	2	0	0	2	2	2
M5	at TTU*	1	0-0	0-0	0-0	0-0-0	1	0	1	0	0	0	0	0
M8	vs. TTU*	10	3-5	0-0	0-2	1-1-2	0	2	0	0	0	2	2	2

#0 JESSI MURCER

2018-19		Date	Opponent	MIN	FG	3FG	FT	O-D-T	PF	A	TO	B	S	TP
N9	WKU	DID NOT PLAY												
N15	NWSU	28	6-11	1-3	5-8	1-3-4	2	2	3	0	2	18	18	18
N18	at USF	26	4-9	1-3	2-2	0-2-2	1	0	1	0	1	11	11	11
N22	vs. UAB	31	7-10	1-3	2-3	2-6-8	2	0	1	0	1	17	17	17
N23	vs. Clemson*	23	4-6	2-3	0-0	0-0-0	2	0	5	0	1	10	10	10
N28	at New Mexico	19	2-4	1-2	4-5	3-2-5	1	1	5	0	1	9	9	9
D2	at Auburn	20	5-9	2-4	3-4	1-0-1	2	1	1	0	1	15	15	15
D5	UCA	18	4-7	2-3	1-2	1-4-5	4	1	1	0	2	11	11	11
D9	DePaul	24	3-7	0-1	3-3	0-2-2	1	1	6	0	2	9	9	9
D19	UConn	6	0-0	0-0	0-0	0-0-0	0	0	0	1	0	0	0	0
D22	at SMU	7	0-2	0-0	0-0	0-1-1	2	0	1	0	1	0	0	0
J2	TTU*	7	0-1	0-0	0-0	0-1-0	0	0	2	0	1	0	0	0
J5	at K-State*	18	3-6	1-4	0-0	1-2-3	0	2	3	0	0	7	7	7
J9	at Texas*	18	1-3	1-3	0-0	1-0-1	1	0	1	0	0	3	3	3
J13	WVU*	9	0-2	0-1	2-2	0-0-0	0	0	0	0	0	2	2	2
J19	at ISU*	24	6-10	2-2	4-6	2-2-4	3	1	1	0	2	18	18	18
J22	at TCU*	26	5-8	3-3	0-0	0-4-4	1	3	2	0	2	13	13	13
J27	Baylor*	25	0-3	0-3	1-2	0-2-2	0	1	2	0	1	1	1	1
J30	at Kansas*	31	3-5	2-4	1-2	0-3-3	5	4	3	0	1	9	9	9
F2	Texas*	27	2-9	1-4	0-0	2-2-4	2	2	2	0	2	5	5	5
F6	at OSU*	34	7-12	0-2	1-2	0-1-1	2	5	5	0	5	15	15	15
F10	K-State*	23	4-7	2-3	0-0	0-1-1	2	2	2	0	1	10	10	10
F13	Kansas*	26	4-7	1-1	3-4	1-5-6	2	0	3	0	0	12	12	12
F16	at Baylor*	33	3-7	0-1	1-2	1-0-1	0	2	2	0	0	7	7	7
F20	ISU*	31	6-9	2-3	0-0	0-2-2	1	2	3	0	1	14	14	14
F23	at WVU*	40	4-8	0-3	6-6	0-9-9	3	5	5	0	0	14	14	14
F25	OSU*	37	5-10	0-0	2-4	2-5-7	2	7	5	0	1	12	12	12
M2	TCU*	36	4-12	1-2	2-2	1-5-6	3	4	2	0	2	11	11	11
M5	at TTU*	37	2-8	1-2	4-4	3-1-4	4	11	6	0	2	9	9	9
M8	vs. TTU*	37	5-16	0-2	0-0	0-2-2	1	5	1	0	2	10	10	10

#30 TAYLOR ROBERTSON

2018-19		Date	Opponent	MIN	FG	3FG	FT	O-D-T	PF	A	TO	B	S	TP
N9	WKU	28	8-15	8-14	0-0	1-5-6	1	2	2	0	1	24	24	24
N15	NWSU	29	6-12	6-12	2-2	0-4-4	2	5	2	0	1	20	20	20
N18	at USF	37	6-12	4-9	2-2	0-3-3	1	2	1	0	2	18	18	18
N22	vs. UAB	31	4-10	2-7	7-7	1-2-3	2	2	2	2	0	0	17	17
N23	vs. Clemson	29	2-13	2-13	2-2	0-2-2	1	3	1	0	2	8	8	8
N28	at New Mexico	35	8-16	7-13	0-0	0-4-4	2	2	3	0	0	23	23	23
D2	at Auburn	38	9-18	7-15	2-4	0-4-4	2	0	1	0	1	27	27	27
D5	UCA	38	4-8	1-3	1-1	1-4-5	1	0	3	0	2	10	10	10
D9	DePaul	31	5-7	3-4	6-7	0-1-1	4	0	0	0	1	19	19	19
D19	UConn	40	8-15	6-12	1-1	0-4-4	2	2	0	0	1	23	23	23
D22	at SMU	34	5-9	5-8	0-0	0-2-2	1	3	1	0	0	15	15	15
J2	TTU*	35	6-16	3-9	2-2	2-5-7	0	0	0	0	2	17	17	17
J5	at K-State*	33	2-6	2-5	6-6	0-2-2	4	0	2	0	2	12	12	12
J9	at Texas*	40	4-9	3-8	2-2	1-0-1	1	1	2	0	5	13	13	13
J13	WVU*	39	4-10	3-5	2-2	1-4-5	4	2	3	0	3	13	13	13
J19	at ISU*	25	2-6	0-3	2-3	0-2-2	4	0	0	0	0	6	6	6
J22	at TCU*	22	2-4	1-2	0-0	0-1-1	1	1	2	0	0	5	5	5
J27	Baylor*	40	5-11	3-8	8-8	1-1-2	1	0	2	0	1	21	21	21
J30	at Kansas*	35	3-8	3-7	0-0	1-4-5	3	3	1	0	0	9	9	9
F2	Texas*	36	2-5	1-3	3-4	0-2-2	0	1	3	0	1	8	8	8
F6	at OSU*	36	4-7	3-4	0-0	0-4-4	5	1	2	0	0	11	11	11
F10	K-State*	19	0-0	0-0	2-2	1-0-1	0	0	0	0	0	2	2	2
F13	Kansas*	30	3-7	2-6	2-2	1-4-5	0	1	1	0	1	10	10	10
F16	at Baylor*	29	1-8	1-6	0-0	0-2-2	2	0	0	1	2	3	3	3
F20	ISU*	24	1-3	1-3	0-0	0-1-1	0	1	0	0	0	3	3	3
F23	at WVU*	40	6-9	6-8	0-0	0-3-3	2	0	2	0	0	18	18	18
F25	OSU*	40	4-11	4-9	1-2	0-4-4	3	2	2	0	1	13	13	13
M2	TCU*	40	7-11	6-9	1-2	0-4-4	1	0	1	0	1	21	21	21
M5	at TTU*	40	7-14	7-12	0-0	2-4-6	3	1	2	1	0	21	21	21
M8	vs. TTU*	40	6-10	5-8	2-2	0-3-3	3	5	2	0	2	19	19	19

#32 TATUM VEITENHEIMER

2018-19		Date	Opponent	MIN	FG	3FG	FT	O-D-T	PF	A	TO	B	S	TP
N9	WKU	36	4-9	3-4	0-0	1-3-4	3	3	3	0	5	11	11	11
N15	NWSU	28	1-1											



INDIVIDUAL GAME-BY-GAME

#25 MADI WILLIAMS

2018-19												
Date	Opponent	MIN	FG	3FG	FT	O-D-T	PF	A	TO	B	TS	TP
N9	WKU	35	7-10	0-2	1-2	6-9-15	3	4	7	3	1	15
N15	NWSU	23	2-3	0-0	1-6	3-12-15	2	5	1	0	2	5
N18	at USF	32	8-14	0-3	2-3	2-5-7	4	2	4	1	1	18
N22	vs. UAB	27	7-13	0-1	8-9	4-4-8	4	1	1	0	1	22
N23	vs. Clemson	32	3-10	0-3	3-4	5-6-11	4	1	5	0	1	9
N28	at New Mexico	29	7-15	0-1	2-5	1-5-6	2	0	4	2	1	16
D2	at Auburn	38	4-9	0-0	2-5	5-11-16	2	2	4	1	2	10
D5	UCA	22	4-10	0-1	4-7	2-3-5	2	2	5	0	1	12
D9	DePaul	39	7-14	0-1	4-4	3-4-7	2	2	1	0	2	18
D19	UConn	36	6-15	0-1	0-0	4-7-11	3	2	4	2	1	12
D22	at SMU	31	7-13	0-0	6-10	2-8-10	1	0	2	0	1	20
J2	TTU	28	4-15	0-0	2-4	6-5-11	5	1	3	0	1	10
J5	at K-State	28	2-8	0-1	2-2	2-3-5	3	0	3	0	1	6
J9	at Texas*	36	8-13	1-3	1-5	1-5-6	3	1	2	0	1	18
J13	WVU*	24	2-6	0-0	0-2	2-3-5	5	1	2	0	1	4
J19	at ISU*	16	0-5	0-1	1-2	3-2-5	5	1	2	1	1	1
J22	at TCU*	37	6-13	0-0	2-4	3-5-8	4	1	3	1	2	14
J27	Baylor*	31	5-13	1-1	0-0	1-7-8	3	1	2	2	1	11
J30	at Kansas*	12	2-3	0-0	2-2	3-0-3	5	1	2	0	0	6
F2	Texas*	30	4-15	0-1	0-12	1-6-7	5	3	6	0	2	16
F6	at OSU*	20	4-8	0-0	6-7	2-3-5	4	1	1	0	1	14
F10	K-State*	26	5-12	0-0	0-0	1-4-5	4	1	4	0	2	10
F13	Kansas*	32	7-15	0-0	4-7	4-7-11	2	3	3	1	1	18
F16	at Baylor*	30	1-12	0-0	1-2	3-1-4	4	2	4	0	0	3
F20	ISU*	37	4-13	0-0	1-2	5-7-12	4	3	3	1	2	9
F23	at WVU*	19	3-5	0-0	0-0	0-3-3	5	1	2	1	1	6
F25	OSU*	37	5-14	0-0	1-2	4-7-11	1	3	3	0	0	11
M2	TCU*	33	3-11	0-0	0-0	3-3-6	4	3	2	0	3	6
M5	at TTU*	26	3-8	0-0	4-6	3-3-6	4	2	5	0	2	10
M8	vs. TTU*	35	7-14	0-0	5-7	5-4-9	3	5	2	0	2	19

#31 ASPEN WILLISTON

2018-19												
Date	Opponent	MIN	FG	3FG	FT	O-D-T	PF	A	TO	B	S	TP
N9	WKU											DID NOT PLAY
N15	NWSU	8	1-1	0-0	0-0	1-3-4	2	0	2	1	0	2
N18	at USF											DID NOT PLAY
N22	vs. UAB											DID NOT PLAY
N23	vs. Clemson	4	1-1	0-0	0-0	0-1-1	0	0	0	0	0	2
N28	at New Mexico											DID NOT PLAY
D2	at Auburn											DID NOT PLAY
D5	UCA	3	0-1	0-0	0-0	0-1-1	0	0	0	0	2	0
D9	DePaul											DID NOT PLAY
D19	UConn											DID NOT PLAY
D22	at SMU	1	0-0	0-0	0-0	0-0-0	0	0	0	0	1	0
J2	Texas Tech*											DID NOT PLAY
J5	at K-State*	2	0-0	0-0	0-0	0-0-0	0	0	0	0	0	0
J9	at Texas*											DID NOT PLAY
J13	WVU*											DID NOT PLAY
J19	at ISU*	3	0-1	0-0	0-0	0-0-0	0	0	0	0	0	0
J22	at TCU*											DID NOT PLAY
J27	Baylor*	1	0-0	0-0	0-0	0-0-0	0	0	0	0	0	0
J30	at Kansas*											DID NOT PLAY
F2	Texas*											DID NOT PLAY
F6	at OSU*											DID NOT PLAY
F10	K-State*											DID NOT PLAY
F13	Kansas*											DID NOT PLAY
F16	at Baylor*											DID NOT PLAY
F20	ISU*											DID NOT PLAY
F23	at WVU*											DID NOT PLAY
F25	OSU*											DID NOT PLAY
M2	TCU*											DID NOT PLAY
M5	at TTU*											DID NOT PLAY
M8	vs. TTU*											DID NOT PLAY



THE STAFF





SHERRI COALE

HEAD COACH

24TH YEAR

Overall Record: 489-264 (.649) | 19 NCAA Tournament Appearances
Hometown: Healdton, Okla. | Alma Mater: Oklahoma Christian, '87
Husband: Dane; Son: Colton; Daughter: Chandler

Rare are the coach who embraces the balance of student and athlete like Sherri Coale. Even fewer teams have had success while emphasizing the books on the same level as the game of basketball.

The symmetry is a trademark of Coale's program.

She meticulously prepares her athletes to excel in the classroom and on the hardwood. In essence, master the game of life and the challenges presented on the court will fall like dominoes.

Those obstacles have routinely been bulldozed during Coale's 23 years as the head coach of Oklahoma.

The numbers speak for themselves.

Take for example the six Big 12 regular season championships, 64 All-Big 12 selections, the 127 Academic All-Big 12 honors, the four Big 12 Tournament championships, the 15 All-District Academic Team members, the 19 straight NCAA Tournament appearances, the four CoSIDA Academic All-America Team members, 13 All-Americans, three Final Fours and nine Sweet 16 appearances.

The foundation was laid years ago during a humble upbringing in the oil mining town of Healdton, Okla. Those morals have stood as the roots of Oklahoma women's basketball for two decades. Now they are flourishing on an elite level.

That progress and consistent success have elevated Coale to elite status in college basketball as well a spot in the Women's Basketball Hall of Fame.

THE BIG DANCE

Coale's previous years were just stepping stones to national prominence as she guided Oklahoma to its first NCAA Final Four and national championship game during the 2001-02 season. The Sooners defeated Duke, 86-71, in the NCAA semifinals and lost to top-ranked and undefeated Connecticut, 82-70, in the title game.



» Sherri Coale is just one of eight active coaches to lead their programs a three Final Fours. During her tenure, she has coached 64 All-Big 12 selections, six Big 12 Players of the Year and seven Big 12 Freshman of the Year, which leads the conference.

By the conclusion of the greatest run in program history, OU had produced its best record in school and Big 12 Conference history (32-4); won its third consecutive Big 12 regular season title; ended the season with its highest ranking ever (No. 2 in the Associated Press and ESPN/USA Today Coaches polls); and captured its first NCAA Regional and Big 12 Tournament titles.

That season, Coale also had three players selected in the first round of the WNBA draft: Stacey Dales (3rd/Washington); LaNeishea Caufield (14th/Utah); and Rosalind Ross (16th/Los Angeles).



Oklahoma revisited the record books in 2009 with another 32-win season. The Sooners completed another trek through the Big 12, resulting in its sixth season championship, and the Oklahoma City Regional.

The Sooners finished the season No. 4 in the polls following a buzzer-beating heartbreak in the national semifinals to Louisville.

The Sooners' 2010 Final Four run was defined by resiliency as the team was healing from the graduation of two of its most productive players in history and the loss of Whitney Hand to a season-ending ACL injury after five games.

Still Coale, referred to by many as her best coaching effort to date, guided the Sooners to their second straight national semifinals appearance.

PACKING THE LLOYD NOBLE CENTER

With these outstanding accomplishments and media exposure, Coale has sparked excitement across the state and nation. Oklahoma has ranked among the nation's top 20 in women's basketball home attendance for the last decade, including five consecutive top-eight finishes and a record high third-place finish in 2008 with an average of 10,253.

The top 50 largest crowds to see OU women's basketball all occurred during Sherri Coale's tenure, including the record 12,205 that attended OU's 2008 win against Oklahoma State. The Sooners first surpassed the 10,000 attendance mark on Dec. 29, 1999, against top-ranked Connecticut (10,713 fans). In 2008-09, OU drew more than 10,000 in six different home games.

As the victories came, so did Sooner fans. Nearly two million have watched an OU women's basketball game since Coale's arrival. Coale produced her first winning season in 1999 as OU played in front of 1,558 fans per game. Her 2002 Final Four team drew an impressive 6,606 fans per game and all of the attendance records have been re-written.

But Coale's plan isn't just taking place on the hardwood floor of Lloyd Noble Center. She has



worked hard to show the public that the athletic and academic pursuits of OU players should be challenged to the fullest. All the while, she was making sure her players understood that the methods and rules of her program would make them better athletes and better students who would be able to adapt to the outside world once school was completed.

Coale, who was an NAIA Scholar-Athlete Award winner and graduated summa cum laude from Oklahoma Christian, is a firm believer in succeeding in the classroom as well as on the court.

Under Coale's guidance, her teams have consistently produced some of the highest grade point averages within the Athletics Department and posted a combined team GPA of 3.0 or better for a program record 37 of 44 semesters

COALE'S ACCOLADES

- ▶ Women's Basketball Hall of Fame, Class of 2016
- ▶ Four-time Big 12 Coach of the Year
- ▶ Kay Yow Cancer Fund, President, 2015-pres.
- ▶ USA Basketball World University Games (Head Coach), 2013
- ▶ WBCA District V Coach of the Year, 2009
- ▶ WBCA District V Coach of the Year, 2006
- ▶ Norman High School Hall of Fame inductee, 2002
- ▶ Naismith Coach of the Year, finalist, 2002
- ▶ Naismith Coach of the Year, finalist, 2001
- ▶ WBCA District V Coach of the Year, 2001
- ▶ AP Coach of the Year Runner-Up, 2000
- ▶ WBCA District V Coach of the Year, 2000



SHERRI COALE

since 1996. Four teams (1999, 2001, 2002, 2003) have been named to the Top 25 WBCA Academic Team Honor Roll, while 61 players have earned Academic All-Big 12 honors 127 times.

One of Coale's proudest moments was when former Sooner standout Stacey Dales became OU's first player to earn Academic and Athletic All-America honors in the same season (2001-02). Dales also was voted the 2002 Verizon Academic Student-Athlete of the Year for all NCAA Division I sports. Dales was later joined on the Academic All-America list by Theresa Jantzen in 2003 and Caton Hill in 2004.

SOONER STANDOUTS

OU's most prominent player is obviously Courtney Paris. Recruited with her sister, Ashley, out of California, Paris became the first player in Oklahoma state history, man or woman, to win AP National Player of the Year.

Paris set a record nearly every time she stepped on the court. She was the first four-time All-American by the Associated Press and U.S. Basketball Writers' Association and the first college basketball player ever, regardless of gender or division, to record 2,500 career points and 2,000 career rebounds.

Paris ended her career owning 20 NCAA, 57 Big 12 Conference and 69 Oklahoma records -- her most famous being a streak of consecutive games with a double-double that lasted 112 games.

Stacey Dales became Coale's first Olympian and the school's first two-time Kodak first team All-America selection. She played on the 2000 Canadian National Basketball team that participated in the Olympic Games in Sydney, Australia. Dales also repeated her Big 12 Player of the Year and All-Big 12 first team honors in 2001 and 2002.

In addition to these two standout players, Coale has coached three players to Big 12 Player of the Year honors five times, 26 players to all-conference honors 59 times and four players to First-Team All-America status. She has also developed 14 players into WNBA draft selections: Dales, Caufield, Ross, Maria Villarroel (2004); Phylesha Whaley (2000); Diannah Jackson (2005); Leah Rush (2007); Ashley and Courtney Paris (2009); Abi Olajuwon, Nyeshia Stevenson and Amanda Thompson (2010), Danielle Robinson (2011) and Whitney Hand (2013).



Caufield also repeated her All-Big 12 second team honors en route to earning honorable mention Kodak accolades. Hill and Ross appeared on the All-Big 12 third team, while Dales and Jackson were voted to the Big 12 All-Tournament team. Caufield was voted the Defensive Player of the Year by the Women's Basketball News Service and was selected as a Defensive All-American by the Women's Basketball Journal in 2001. Jackson, after appearing on the All-Big 12 second team for two seasons, received first team All-Big 12 honors and honorable mention Kodak All-America honors for the 2005 season.

USA BASKETBALL

Coale and her Sooners have also been honored by USA Basketball. During the summer of 2005, the Sooner mentor was named to the USA Basketball Committee by the NCAA. She served on the national board through 2008.

Previously, Coale had served as an assistant coach on the 2001 USA Basketball Women's Junior World Championship Team that won a bronze medal in Brno, Czech Republic, in July 2001. Leah Rush made her debut with USA Basketball when she was invited to the 2005 USA Basketball Women's National Team Trials. Rush, an Amarillo, Texas, native, was one of the 16 finalists for a spot on the USA World University Games Team.

Ashley and Courtney Paris had international experience before they even donned a Sooner uniform. Both earned gold medals on the 2004



USA Basketball Youth Development Festival West Team. The twins were also invited to tryouts for the 2004 Junior National Team, 2005 USA U19 World Championship Team and the 2006 USA U20 World Championship Team. Courtney went on to make all three teams and earned three gold medals in three international tournaments with the squads. Courtney Paris was the youngest member of the U.S. Senior National Team in 2008.

Welch and Hill represented OU and USA Basketball during the summers of 2003 and 2001, respectively. Welch, a native of Plainview, Texas, was one of 12 Big 12 All-Stars who represented USA Basketball during the 2003 World University games. Hill was Coale's first player to make a USA Basketball squad. The former Ada, Okla., standout helped the United States to a gold medal at the 2001 World University Games in Beijing, China.

Danielle Robinson won gold with the 2009 World University Games team and was invited to participate with the USA National Team in its 2010 spring training.

Most recently, Coale coached the USA Basketball World University Games team, which included Sooner Aaryn Ellenberg, to a gold medal in the summer of 2013 in Kazan, Russia.

SERVING OTHERS

Getting her teams involved within the Sooner family and the community has always been a priority for Coale. She believes it's important for her student-athletes to give back to the community that supports them.

Each player under Coale's supervision has participated in the Sooner Big Sis Program, a program that enables players to volunteer their time as mentors and teacher's aides to

elementary schools in the Norman community. In addition, each season the team gives back to the community by volunteering its time to a non-profit organization. In 2010, the team was involved with Norman's Food and Shelter for Friends, caring for the more than 600 homeless and transitioning families in the local area and, in 2011, OU teamed with ABLE - Able Bodies Learning to Excel.

In previous years, the team has volunteered with the Mary Abbott Children's House, Habitat for Humanity, the Oklahoma City's Children's Hospital, J.D. McCarthy Center for Children with Developmental Disabilities in Norman, the Children's Miracle Network, the CCFI, the United Way's "Meals on Wheels," Race for the Cure and the Norman Women's Resource Center and Battered Women's Shelter.

Additionally, the women's basketball team and many other OU programs have made it an annual event to help host and run the Norman area Special Olympics.

Beginning Sept. 1, 2012, Coale began an appointment to the board of directors of the Kay Yow Cancer Fund, and now serves as president of the organization, a position she has held since 2015.

BEFORE OU

After graduating from Oklahoma Christian, Coale received her first coaching assignment at Edmond Memorial High School, serving a two-year term as an assistant coach.

The next stop was as the head coach of the Norman High School girls' basketball team from 1990-96.



» Under Sherri Coale's direction, the Sooners have appeared in 19 NCAA Tournaments since 2000, won more Big 12 games than any program in the league and had unprecedented success in the classroom with four CoSIDA Academic All-Americans.



SHERRI COALE

The OU transformation that Coale has spearheaded is strikingly similar to the changes she made at Norman High. She took a declining program and after an 11-12 performance in 1990, her debut season, the Lady Tigers never had a losing record under her tutelage.

By the time she left for OU, Coale had directed NHS to two Class 6A state championships and a 147-40 career record. Her final two Norman teams went 53-2. Coale was honored as the region, all-state and Big All-City High School Coach of the Year in 1993.

Through the success of her high school teams, Coale had several players earn NCAA Division I basketball scholarships, including Stacy Hansmeyer to Connecticut (1997-2000), Sarah Dimson to Stanford (1998-2001) and Sunny Hardeman (1998-01) and Shannon Selmon (1999-2002) to Oklahoma.

After being out of the high school ranks for six years, Hansmeyer and Coale were inducted into Norman High School Hall of Fame together in February 2002. For Coale's life accomplishments, the community of Healdton, Okla., declared August 26, 2001, as "Sherri Coale Day."



» The Coale family

Coale isn't the only coach in her household. Her husband Dane, whom she met while at OCU, was formerly the head baseball coach at Purcell High School. She married the former OCU baseball player in June 1987.

The couple has two children, son Colton, 26, and daughter, Chandler, 22. The former Sherri Buben and her brother, Jack, are the children of Beverly Stash and Joe Buben. Jack has 18-year-old twins, Jackson and Jaycie.

COALE'S YEAR-BY-YEAR COLLEGIATE COACHING RECORD

Year	School	Overall		Conference				Postseason
		W	L	W	L	Place	Tourney	
1996-97	Oklahoma	5	22	1	15	12th	0-1	—
1997-98	Oklahoma	8	19	4	12	T-10th	0-1	—
1998-99	Oklahoma	15	14	8	8	T-5th	0-1	WNIT (1-1)
1999-00	Oklahoma	25	8	13	3	T-1st	0-1	NCAA (2-1)
2000-01	Oklahoma	28	6	15	1	1st	2-1	NCAA (2-1)
2001-02	Oklahoma	32	4	14	2	1st	3-0	NCAA (5-1)
2002-03	Oklahoma	19	13	9	7	T-5th	1-1	NCAA (0-1)
2003-04	Oklahoma	24	9	9	7	6th	4-0	NCAA (1-1)
2004-05	Oklahoma	17	13	8	8	T-6th	1-1	NCAA (0-1)
2005-06	Oklahoma	31	5	16	0	1st	3-0	NCAA (2-1)
2006-07	Oklahoma	28	5	13	3	T-1st	3-0	NCAA (2-1)
2007-08	Oklahoma	22	9	11	5	T-3rd	0-1	NCAA (1-1)
2008-09	Oklahoma	32	5	15	1	1st	1-1	NCAA (4-1)
2009-10	Oklahoma	27	11	11	5	T-2nd	2-1	NCAA (4-1)
2010-11	Oklahoma	23	12	10	6	T-3rd	1-1	NCAA (2-1)
2011-12	Oklahoma	21	13	11	7	T-2nd	1-1	NCAA (1-1)
2012-13	Oklahoma	24	11	11	7	T-3rd	1-1	NCAA (2-1)
2013-14	Oklahoma	18	15	9	9	6th	0-1	NCAA (0-1)
2014-15	Oklahoma	21	12	13	5	2nd	1-1	NCAA (1-1)
2015-16	Oklahoma	22	11	11	7	T-4th	1-1	NCAA (1-1)
2016-17	Oklahoma	23	10	13	5	3rd	0-1	NCAA (1-1)
2017-18	Oklahoma	16	15	11	7	T-3rd	0-1	NCAA (0-1)
2018-19	Oklahoma	8	22	4	14	T-8th	0-1	—
Total (23 Years)		489	264	240	144		25-19	31-19



COQUESE WASHINGTON

ASSOCIATE HEAD COACH 1ST YEAR

Hometown: Flint, Mich.

Alma Mater: Notre Dame, '92

Husband: Raynell; Daughter: Rhaiyna; Son: Quenton

Oklahoma head coach Sherri Coale announced the hiring of Coquese Washington as associate head coach on April 18, 2019.

Washington previously served as the head coach at Penn State from 2008-19, amassing a 209-169 record and guiding the Nittany Lions to four NCAA Tournament appearances and two Sweet 16 showings along with three Big Ten regular season championships

From 2012-14, the Lady Lions claimed three straight Big Ten regular-season titles, making them one of four programs in conference history to win three or more regular season crowns in a row. Washington's squads won the Big Ten regular season championship outright in 2012 and 2013, while sharing the title in 2014. She also guided Penn State to appearances in the Sweet 16 in 2012 and 2014.

Washington earned Big Ten Coach of the Year honors three times (2012, 2013, 2014), while also being named a two-time WBCA Region Six Coach of the Year (2012, 2013) and a two-time finalist for WBCA National Coach of the Year (2012, 2013). She was also selected as the 2011 and 2014 Black Coaches Association Female Coach of the Year.

A seasoned recruiter, Washington signed six McDonald's All-Americans during her 12 years at Penn State.

Before her arrival in State College, Washington served as an assistant coach and associate head coach at Notre Dame from 1999-2007, helping the Fighting Irish to the 2001 NCAA Championship and four Sweet 16 appearances in eight seasons.

Washington played collegiately at Notre Dame from 1989-92, serving as a captain for the Fighting Irish's first NCAA Tournament team in 1992. She earned her bachelor's degree in 1992 and later earned her Juris Doctorate from Notre Dame in 1997.



She played six seasons in the WNBA for three different organizations from 1999-2003, helping the Houston Comets to the 2000 league championship.

Washington was also a key figure in helping create the WNBA Players Association (WNBPA), serving as its founding president from 1999 until 2001. She served as the executive vice president of the WNBPA from 2001 until her retirement in 2003. Washington led negotiations for the association's first collective bargaining agreement as the association's president. As the executive vice president, she was a mainstay in the negotiations for the league's second collective bargaining agreement, which brought about the first free agency system in women's professional sports.

Both Coale and Washington have experience coaching with one another. Washington served as an assistant under Coale for the 2013 World University Games, helping the United States to a gold medal in Kazan, Russia.

A native of Flint, Mich., Washington was inducted into the Greater Flint Area Sports Hall of Fame in December 2009.

Washington and her husband, Raynell Brown, have a son, Quenton (13), and a daughter, Rhaiyna (9).



COLTON COALE

ASSISTANT COACH

2ND YEAR

Hometown: Norman, Okla.
Alma Mater: Oklahoma, '15
Wife: Morgan

Colton Coale is in his second season as an assistant coach for the Oklahoma women's basketball program after serving as the Sooners' player development specialist in 2017-18.

Coale joined OU's staff prior to the 2015-16 season, serving as the program's graduate assistant. As an assistant, Coale will work exclusively with the team's guards and coordinate offensive gameplans.

As the son of Sooners' head coach Sherri Coale, he has seen the building of the program from day one.

Coale has spent time in a variety of roles with program. As an undergraduate student, he spent four seasons as a member of OU's male practice squad, while also serving as the radio analyst on the Sooner Radio Network with Brian Brinkley for two seasons. During his two years as a graduate

assistant, Coale worked on scouting future opponents, helped develop practice plans and implemented new skill techniques for the Sooners.

In his role as player personnel specialist, Coale evaluated film of OU's practices and its opponents, helps coordinate the Sooner Sessions Coaches Clinic and works in an outreach role with local high school coaches.

Coale graduated with his bachelor's degree from the University of Oklahoma in 2015 and recently wrapped up his Master's degree in 2017.

He is married to former Sooner point guard Morgan (Hook) Coale, who was a three-year starter for the program and a two-time All-Big 12 honorable mention selection.





JACKIE STILES

ASSISTANT COACH

1ST YEAR

Hometown: Claflin, Kan.

Alma Mater: Missouri State, '02

The No. 3 all-time scorer in NCAA women's basketball history, Jackie Stiles joined the Oklahoma staff as an assistant coach on April 24, 2019.

Stiles came to OU after serving as an assistant coach at her alma mater, Missouri State, for six seasons, helping the Bears to six consecutive postseason appearances, including berths in the NCAA Tournament in 2016 and 2019.

Stiles was a part of Missouri State's pair of upset wins in the 2019 NCAA Tournament over No. 6 seed DePaul and No. 3 seed Iowa State. The Bears finished with a 25-10 overall record in 2018-19 and advanced to the Sweet 16 for the first time since 2001.

While as an assistant coach at Missouri State, Stiles also helped the Bears to the Missouri Valley Tournament Championship in 2016 and 2019. Over the last four seasons, Stiles was a part of three 20-win seasons with the Bears. She also worked as an assistant coach at Loyola Marymount during the 2012-13 season before returning to her alma mater.

One of the most prolific players in collegiate history, Stiles ranks third all-time with 3,393

career points. She was the top scorer all-time in NCAA Division I women's basketball from 2001-17 and helped Missouri State to the 2001 Final Four.

As a senior, Stiles scored an NCAA-record 1,062 points during the 2000-01 season and was awarded the Wade Trophy and named the Honda Awards Player of the Year.

She finished her collegiate career as a four-time first-team All-Missouri Valley Conference selection and was named the MVC Player of the Year three times. The first Missouri State player selected in the WNBA Draft, Stiles was picked No. 4 overall by the Portland Fire in 2001 and earned the league's rookie-of-the-year award that season.

Stiles was inducted into the Women's Basketball Hall of Fame as a player in 2016 in the same class as Oklahoma head coach Sherri Coale. OU and Connecticut are the only Division I women's basketball programs with two WBHOF inductees on their coaching staff.

Stiles also has memberships in the Missouri State, MVC, Springfield Area, Missouri Sports and National High School halls of fame.



JAN ROSS

CHIEF OF STAFF

24TH YEAR

Hometown: Chickasha, Okla.

Alma Mater: Oklahoma Christian, '86

Jan Ross is entering her 24th season on the OU staff and serves as the program's chief of staff. Ross has played an instrumental part in rebuilding the Oklahoma program and has helped head coach Sherri Coale turn the Oklahoma women's basketball program into a nationally recognized name.

Ross served 22 seasons as an assistant coach before transitioning into the role of chief of staff prior to the 2018-19 season. Ross oversees academic progress for students-athletes, breaks down film of OU's practices and opponents, assists OU's coaching staff with various initiatives and work in an outreach role with the community and local high school coaches.

Since Ross' arrival, the Sooners have won six Big 12 Conference regular season titles, four Big 12 Postseason Championships, produced 15 20-plus win seasons and advanced to 19 consecutive NCAA Tournaments. Ross also helped OU to the 2002 National Championship game and back-to-back national semifinal appearances in 2009 and 2010 along with nine Sweet 16 appearances.

In addition to the Sooners' team accomplishments with Ross on the sideline, OU post players have flourished individually. She has helped Phylesha Whaley, Courtney Paris and Caton Hill develop into three of the top post players in the country. All three players are among the best in Oklahoma history and the records books illustrate it.

In past seasons, Ross monitored the academic progress of each student-athlete. As a team,

the Sooners have posted a team GPA of 3.0 or better for 37 of the 44 semesters she has been at OU and have had four student-athletes earn Academic All-America first team honors under Ross' watch. Oklahoma has produced 127 Academic All-Big 12 selections in 22 seasons. As a player at Oklahoma Christian, she collected numerous playing and academic honors including NAIA honorable mention All-America, All-District IV and All-Sooner Athletic Conference selection as a senior. She also was an NAIA Scholar Athlete and was elected to Who's Who. An all-state athlete at Putnam City West, Ross ranks 11th on Oklahoma Christian's career scoring list with 1,348 points. She holds the school record for career steals (300) and completed her career with a .537 field goal percentage and 494 assists. In August 2019, Ross was inducted into the Putnam City Schools Athletics Hall of Fame.

After ending her collegiate career with Oklahoma Christian, Ross joined the program as an assistant coach for five years and served as assistant athletics director for two years. The Oklahoman was inducted into her alma mater's Athletics Hall of Fame in February 2003. Ross also gained coaching experience at Broken Arrow (1995-96) and Del City high schools (1991-95) as head coach.

The Chickasha, Okla. native received her bachelor's degree in mathematics with a minor in physical education from Oklahoma Christian University (1986) and her master's degree in sports administration from the University of Oklahoma (1990).



GUY AUSTIN

DIRECTOR OF OPERATIONS 13TH YEAR

Hometown: Seminole, Okla.
 Daughter: Alex; Son: Cameron

Bringing a wealth of executive experience in corporate, sports and family-owned businesses, Guy Austin joined the OU women's basketball program as Director of Operations in July 2006.

The Seminole, Okla., native left his job as Director of Sales and Marketing with Oklahoma City's Chesapeake Energy Center and Cox Business Services Convention Center to pursue the new venture with OU.

The position is not a major change of scenery for Austin, who has worked daily with sports and entertainment entities since 2000. Austin was part of the management group that hosted the NBA's New Orleans/Oklahoma City Hornets, minor league hockey's OKC Blazers and the Arena2 Football League's OKC Yard Dawgz. This is in addition to numerous live concerts and shows from a variety of prominent artists.

Austin manages the team's finances and team travel. He also oversees the OU Fast Break Club and the Honorary Coach Program, in addition to assisting in the numerous marketing aspects for the Sherri Coale-led team.

While with the Ford and Cox Centers, Austin was responsible for the oversight and implementation of marketing and sales strategies. He managed a team of five full-time employees in the execution of premium seating sales, corporate partnerships and event awareness. In addition to being responsible for customer satisfaction and community relationships, he also worked closely with the upper-level management team in event operations and problem solving.

Prior to his position as director of sales and marketing, he also served as sales manager for the OKC arenas and director of special events for Express Sports.

Before joining the corporate sector, Austin was the owner and operator of Austin Land and Cattle, L.L.C. Austin oversaw the 1,600-acre ranch and 1,000 head purebred cattle operation in his hometown of Seminole. He also handled all sales, advertising and marketing.

Austin's last name is very familiar to Sooner fans. His grandfather's name appears on the Jimmie Austin OU Golf Club. Additionally, Jimmie Austin has endowed a women's basketball scholarship in honor of his late wife, Marie. Guy Austin's uncle, Paul, was also the chairman of the OU Board of Regents.





AARON HEISHMAN

PERFORMANCE COACH 1ST YEAR

Hometown: Mount Jackson, Va.

Alma Mater: Virginia Tech, '14

Aaron Heishman is entering his first year as the Assistant Director of Basketball Performance and a Sport Scientist at OU. Heishman's primary responsibilities include designing and implementing training programs for the women's basketball team, as well as men's tennis. Additionally, he works to coordinate the development of sport science throughout the university.

Heishman came to OU in 2016 to pursue a PhD in Exercise Physiology and is now working on obtaining a second master's degree in Sports Data Analytics. Upon his arrival, Heishman served as a performance science intern working with OU's men's and women's basketball programs. Heishman facilitated the sports science initiative towards optimizing athlete performance and mitigating injury risk, while assisting in all aspects of the physical development, training and monitoring of athletes.

As a scientist, Heishman plans to bridge the gap between applied athlete performance and laboratory-based research. His primary research interests have centered around athlete monitoring strategies used to evaluate acute readiness and fatigue, as well as enhancing neuromuscular

performance. Additionally, since his arrival at OU, Heishman has been an active member of the Neuromuscular Laboratory in the Department of Health and Exercise Science.

Prior to Oklahoma, Heishman served as the graduate assistant for basketball strength and performance at the University of Virginia, where he supported the execution of performance training programs, as well as the implementation of athlete monitoring strategies for both men's and women's basketball. During his program, he earned his master's degree in exercise physiology in 2016.

Originally from Mount Jackson, Va., Heishman graduated from Virginia Tech with a Bachelor of Science in Animal and Poultry Science and a minor in agricultural economics. He is a Certified Strength and Conditioning Specialist through the National Strength and Conditioning Association, while also certified in Functional Movement Systems (FMS), Reflexive Performance Reset-Level 2 (RPR-2), and a Certified Sports Performance Coach through USA-Weightlifting.

SUPPORT STAFF



Ethan Burton
Video Coordinator
(Fifth Year at OU)



Drew Gaschler
Director of Marketing
(Fifth Year at OU)



Amanda Thompson
Graduate Assistant
(First Year at OU)



Brittani Merrick
Athletics Trainer
(Ninth Year at OU)



Ann Marcelli
Sports Information
Director
(Fifth Year at OU)



Kelsey Reynolds
Office Manager
(Third Year at OU)



Cade Scott
Equipment Manager
(Third Year at OU)



Chris Schoen
Assistant Director
of Marketing
(Third Year at OU)



Grant Wade
SoonerVision
(Seventh Year at OU)

» STUDENT SUPPORT STAFF



**Adun Oluwa
Amosun**
Student Manager




**Isaiah Gatewood-
Flowers**
Graduate Manager



Addy Goodson
Student Manager



Hill Harden
Student Manager



Jamarco Prim
Student Manager



JOSEPH HARROZ JR.

INTERIM PRESIDENT

1ST YEAR

Hometown: Oklahoma City, Okla.

Alma Mater: Oklahoma, '89

Joseph Harroz, Jr. became interim president of the University of Oklahoma on May 17, 2019. For the past nine years he has served as Dean and professor of Law at the OU College of Law.

Harroz is a 1989 Phi Beta Kappa graduate of the University of Oklahoma where he majored in economics with distinction and minored in zoology. He received his Juris Doctor in 1992 from Georgetown University Law Center. He began his legal career as a legislative director and legal counsel in the United States Senate and then practiced law with the firm of Crowe & Dunlevy in Oklahoma City.

Harroz began working at OU in 1994, serving as the vice president for executive affairs. In 1996, he began his service as general counsel to the Board of Regents of the University of Oklahoma and served in that role for 12 years, longer than anyone before him. In 2008, he became the president of a publicly traded health care company, growing its market capitalization to

more than \$80 million, before returning to OU in 2010 as the dean and director of the OU Law Center and Fenelon Boesche Chair of Law. In addition, Harroz has taught for more than 22 years, including courses in employment, sports and health care law.

Under his leadership, the OU College of Law has received record national recognition, including the highest U.S. News & World Report ranking by any Oklahoma law school in history and the first law school in the nation to achieve Apple Distinguished School status (Apple, Inc.). In addition, his fundraising efforts have more than doubled the overall endowment of the college and more than tripled the scholarship endowment. Most recently, the College of Law has become one of the top three law schools in the nation in on-line legal education.





JOE CASTIGLIONE

VICE PRESIDENT FOR INTERCOLLEGIATE ATHLETICS AND DIRECTOR OF ATHLETICS

22ND YEAR

Hometown: Fort Lauderdale, Fla.
Alma Mater: Maryland, '79
Wife: Kristen; Sons: Joseph and Jonathan

When Joe Castiglione was hired to be director of athletics for the University of Oklahoma, he knew all about the success that was part of OU's history. He also knew that the OU program was seeking stability and direction. In his 21 years at Oklahoma, he has led the efforts that have produced 19 national championships, half of the all-time total. He has celebrated 92 conference titles, record GPAs and graduation rates. The success enjoyed in his tenure has ensured the Sooner legacy will continue to grow.

Castiglione inherited one of the most storied programs in college athletics and he went to work by creating a positive culture that emphasized core values, a dynamic mission and a collaborative spirit. The goal has been to create the "destination of choice" and a world-class experience for student-athlete development.

The 2018-19 school year yielded another accomplished campaign in school history with one national championship, four conference titles, a Heisman Trophy winner, three NCAA Postgraduate Scholarship honorees, a Nissen Emery men's gymnastics award winner as well as the honorees for the 2019 NCAA Inspiration Award, two Wilma Rudolph Awards from the N4A and a CoSIDA Academic All-American, keeping alive a 20-year consecutive streak. The year also saw all-time program best numbers for the IA FAR Academic Excellence Award and Dr. Gerald Lage Award, the Big 12's highest academic honor.

Women's gymnastics won its fourth national title and the Sooner softball team joined the OU men gymnastics team as the national runner-up. The football team finished fourth while the men's golf team added a fifth-place finish. The title won by the women's gymnastics team continued a streak of at least one national title for a seventh consecutive year.

The Learfield Director's Cup recognizes overall program excellence. The Sooners have ranked

among the top 25 in 17 of his 21 years. Fourteen of OU's 21 sports teams sent the full team or individuals to an NCAA postseason event in 2018-19.

As dominant as the commitment to excellence in competition is, an even more impressive set of numbers was being posted in the classroom.

The 2019 spring semester marked the 15th consecutive that the student-athletes as a group recorded a 3.00 or better GPA and graduation rates continue to be among the country's best.

A place where competitive dreams come true and academic excellence are the expectations, not the exceptions, is part of a values-focused culture driven at OU by Castiglione with the full support of OU's Board of Regents and University administration.





ATHLETICS DIRECTOR

Upon his arrival, the 11th and second-longest-serving director of athletics at OU, Castiglione made a number of changes, and, in the process, created a team of administrators, 10 of whom have gone on to other Division I athletics director posts, coaches and support staff who pursue and achieve lofty goals under the banner of ethical integrity.

That extends into the department's finances. OU Athletics, one of the few remaining self-sustaining departments nationally, has been a model of fiscal responsibility, closing the books in the black in each of the last 21 years. Castiglione's responsible approach has benefitted the general campus. Through direct and indirect support, the athletics department provides more than \$9 million annually to OU's academics budget. It also established an endowment at Bizzell Library and partnered with the president's office to eliminate the admission fee at OU's internationally known Fred Jones Jr. Museum of Art.

Facility improvement and construction of athletics facilities have been carried out at a record pace and Castiglione takes pride in the fact that those improvements have been funded with private donations. Castiglione was instrumental in the athletics department's major campaign, Great Expectations: The Campaign for Sooner Sports, that impacted each of OU's sports and became a national model for intercollegiate athletics.

Gaylord Family Oklahoma Memorial Stadium underwent a \$160 million renovation, completed prior to the 2018 season, that included enclosing the south endzone and creating new seating options for Sooner fans and new team facilities. Other improvements completed and/or planned included the opening of the Griffin Family Performance Center for men's and women's basketball at Lloyd Noble; a \$25 million plan to build a new softball stadium; \$15 million in renovations at baseball; and new team facilities for gymnastics and tennis. The \$75 million Headington Hall provides housing for the general student population as well as student-



» Joe and Kristen Castiglione, with sons Joseph (far left) and Jonathan

athletes. The state-of-the-art building opened in August 2013 and won the President's Trophy as the outstanding housing unit four times. It makes OU the leader in providing an engaging community living option for OU students.

Castiglione was named Co-National Athletic Director of the Year in May 2018 by the Sports Business Journal. He had won the award in 2009 and been a finalist in 2016. A survey conducted by Sports Illustrated in the summer of 2017 named him the best athletics director in the country. Other awards he has received include the 2018 Katha Quinn Award (U.S. Basketball Writers of America); 2018 induction into the Oklahoma Sports Hall of Fame; the 2013 John L. Toner Award (National Football Foundation and College Hall of Fame); Carl Maddox Sports Management Award (United States Sports Academy); Athletics Director of the Year (Bobby Dodd Foundation); National Association of Collegiate Marketing Administrators Hall of Fame; and the General Robert R. Neyland Athletic Director Award (All-American Football Foundation).

He completed a master's of education degree in May 2007 and subsequently became an adjunct professor in the Jeannine Rainbolt College of Education, teaching graduate classes in Marketing, Development and Leadership in Higher Education. He serves on the College's Board of Advocates and received the "Award of Distinction" given by the college in 2019. He was recognized for his distinguished service by OU's College of Arts and Sciences and was named a Price College Distinguished Partner in 2018. Hired on April 30, 1998, Castiglione previously



served as athletics director at Missouri for more than five years. His career began as the sports promotions director at Rice. Other stops included director of athletic fund-raising at Georgetown, then director of communications and marketing at Missouri. He marked his 25th year of serving student-athletes as an Athletics Director with the 2018-19 academic year.

A 1979 Maryland graduate, Castiglione received the University's Distinguished Alumnus Award in April 2007 and he was inducted into the State of Missouri's Sports Hall of Fame in November 2015.

He was named to the College Football Playoff Committee in January 2018, making him the only person to serve on that committee as well as the NCAA Division I Men's Basketball and Baseball committees. He has served on multiple NCAA committees and commissions including the NCAA's Board of Governor's Commission to Combat Sexual Violence on Campus, NCAA Championship/Competition Cabinet, the NCAA Division I Women's Basketball Discussion Group and the United States Olympic Committee Athlete Career and Education Strategic Working Group. He also serves on the Gatorade Collegiate Advisory Board and the National Football Foundation and College Football Hall of Fame Board of Directors.

He is a past president of both the Division I-A Athletic Directors Association and NACDA. He also served three terms as the chair of the Big 12 Board of Athletics Directors. A former member of the Phi Delta Theta Foundation Board of Trustees, he is a highly requested speaker at annual conventions and continuing education institutes. In November 2011, his hometown recognized him by selecting him for the Broward County (Fla.) Sports Hall of Fame.

Locally, he served the United Way of Norman, among others. His third term as OU's campus co-chair resulted in the highest recorded contributions ever by faculty, staff and students to the United Way of Norman's annual campaign. He encourages student-athletes and athletics staff to participate in those efforts as well, and in 2018-19, OU Athletics representatives logged more than 5,000 hours of community service.

A native of Fort Lauderdale, Fla., Castiglione is married to the former Kristen Bartel, a 1990 graduate of the University of Missouri. They are the parents of two sons, Joseph, Jr., who graduated from OU in May, and Jonathan, who is an OU freshman.





ATHLETICS ADMINISTRATION



Larry Naifeh
Executive Associate
Athletics Director



Jason Leonard
Executive Director
of Compliance



Armani Dawkins
Sr. Associate AD
Chief of Staff



Luther Lee
Sr. Associate AD
Business/CFO



Carol Ludvigson
Sr. Associate AD
Student-Athlete Dev.



Mike Meade
Sr. Associate AD
Academic Services



Kenny Mossman
Sr. Associate AD
External Operations



Lindy Roberts-Ivy
Sr. Associate AD
Events and Facilities
(SWA)



Zac Selmon
Sr. Associate AD
Development and
Administration



Greg Tipton
Sr. Associate AD
Internal Operations



Patrick Nowlin
Associate AD
Revenue Generation
and Ticketing



McK Williams
Associate AD
Development



Michael Beirne
Assistant AD
Event Management



Brad Camp
Assistant AD
Equipment Operations



Danny Davis
Assistant AD
Events/Facilities



Annie Hanson
Assistant AD
Recruiting Strategy
and Administrative
Engagement



Mike Houck
Assistant AD
Strategic
Communications



Jacob Potter
Assistant AD
Broadcasting



Matt Schaeperkoetter
Assistant AD
Development



Gregg Garn
Faculty Athletics
Representative



Bob Stoops
Special Assistant to
the Athletics Director



Joe Washington
Special Assistant to
the Athletics Director,
Varsity O Association
Executive Director

'18-19 SEASON REVIEW





RESULTS

Date	Opponent	Score	W/L	Attend.	Points Leader	Rebounds Leader	Assists Leader
11/9	Western Kentucky	90-83	W	2,907	Pellington.....33	Williams.....15	Simpson, Williams.....4
11/15	Northwestern State	93-56	W	2,314	Pellington.....24	Williams.....15	Robertson, Williams...5
11/18	at South Florida (21)	70-87	L	2,804	Robertson, Williams..18	Simpson.....10	Simpson.....6
11/22	vs. UAB &	84-89	L	150	Williams.....22	Murcer, Williams.....8	Pellington, Veitenheimer...3
11/23	vs. Clemson &	62-74	L	50	Pellington.....11	Williams.....11	Veitenheimer.....6
11/28	at New Mexico	80-84	L	5,152	Robertson.....23	Simpson.....23	Veitenheimer.....6
12/2	at Auburn \$	79-95	L	1,877	Robertson.....27	Williams.....16	Pellington, Simpson.4
12/5	Central Arkansas	65-52	W	2,381	Pellington.....18	Simpson.....8	Veitenheimer.....3
12/9	DePaul (20)	76-87	L	2,682	Pellington, Robertson.19	Pellington.....8	Pellington.....9
12/19	UConn (1)	63-72	L	5,808	Robertson.....23	Williams.....11	Veitenheimer.....3
12/22	at SMU	77-61	W	1,191	Pellington.....21	Williams.....10	Veitenheimer.....7
1/2	Texas Tech	66-61	W	2,578	Pellington.....18	Williams.....11	Simpson.....6
1/5	at Kansas State	56-86	L	6,181	Llanusa.....14	Three Players.....5	Pellington.....4
1/9	at Texas (11)	63-73	L	3,494	Williams.....18	Three Players.....6	Simpson.....5
1/13	West Virginia	56-66	L	3,171	Robertson.....13	Veitenheimer.....8	Pellington, Veitenheimer...5
1/19	at Iowa State (18)	78-104	L	9,758	Llanusa.....35	Odimgbe.....10	Veitenheimer.....5
1/22	at TCU	71-86	L	1,929	Pellington.....24	Williams.....8	Murcer.....3
1/27	Baylor (2)	53-74	L	3,478	Robertson.....21	Williams.....8	Pellington, Veitenheimer...2
1/30	at Kansas	79-88	L	2,269	Pellington.....25	Simpson.....8	Murcer, Pellington.....4
2/2	Texas (12)	67-76	L	4,026	Llanusa.....17	Williams, Odimgbe....7	Williams.....3
2/6	at Oklahoma State	74-84	L	2,009	Llanusa.....16	Simpson.....11	Simpson.....6
2/10	Kansas State	75-83	L	3,005	Llanusa.....33	Odimgbe.....8	Penzo.....5
2/13	Kansas	78-67	W	2,643	Llanusa.....21	Williams.....11	Simpson.....4
2/16	at Baylor (1)	53-87	L	6,168	Llanusa.....31	Odimgbe.....6	Murcer, Williams.....2
2/20	Iowa State (20)	70-91	L	8,251	Llanusa.....20	Williams.....12	Williams, Veitenheimer...3
2/23	at West Virginia	80-69	W	4,823	Llanusa.....26	Lampkin.....10	Murcer.....5
2/25	Oklahoma State	75-66	W	4,060	Llanusa.....26	Llanusa.....14	Murcer.....7
3/2	TCU	63-76	L	3,347	Robertson.....21	Murcer, Williams.....6	Murcer.....7
3/5	at Texas Tech	82-88	L	2,875	Llanusa.....27	Simpson.....16	Murcer.....11
3/8	vs. Texas Tech ^	84-104	L	2,875	Llanusa.....20	Williams.....9	Murcer.....5

Associated Press rankings in parentheses

% Junkanoo Jam (Bimini, Bahamas)

\$ SEC/Big 12 Challenge (Auburn, Ala.)

^ Phillips 66 Big 12 Championship (Oklahoma City, Okla.)

Record Summary	Overall	Home	Away	Neutral
All Games	8-22	6-8	2-11	0-3
Big 12 Games	4-14	3-6	1-8	0-0
Non-Conference Games	4-8	3-2	1-3	0-3

Attendance Summary	Totals	Avg./Game
Home	50,561	3,618
Away	50,680	3,887
Neutral Sites	3,075	1,025
Total	104,316	3,477

TEAM GAME-BY-GAME



	FG-A	Pct.	3FG-A	Pct.	FT-A	Pct.	O/D/T	PF	A	TO	B	S	1	2	TP
Western Kentucky	34-80	.425	9-24	.375	6-7	.857	13/28/41	26	13	25	0	14	25	58	83
at Oklahoma	30-71	.423	14-33	.424	16-27	.593	19/34/53	17	17	26	4	14	38	52	90
Northwestern State	16-67	.239	7-30	.233	17-23	.739	10/18/28	28	12	19	2	9	24	32	56
at Oklahoma	35-62	.565	7-21	.333	16-37	.432	19/44/63	26	21	27	5	9	45	48	93
Oklahoma	28-64	.438	6-17	.353	8-10	.800	10/25/35	20	18	22	3	5	33	37	70
at South Florida (21)	34-68	.500	13-27	.481	6-10	.600	11/26/37	15	21	16	3	7	41	46	87
Oklahoma	31-64	.484	3-17	.176	19-29	.655	12/26/38	22	11	11	1	7	38	46	84
vs. UAB &	32-66	.485	12-36	.333	13-17	.765	11/26/37	18	17	14	0	2	44	45	89
Oklahoma	23-54	.426	6-25	.240	10-22	.455	14/26/40	16	17	27	1	11	27	35	62
vs. Clemson	28-66	.424	4-15	.267	14-20	.700	14/25/39	18	12	19	3	16	43	31	74
Oklahoma	29-69	.420	10-22	.455	12-22	.545	17/33/50	19	18	26	10	5	40	40	80
at New Mexico	32-82	.390	10-32	.313	10-18	.556	20/28/48	16	24	16	15	14	41	43	84
Oklahoma	28-61	.459	10-23	.435	13-26	.500	14/25/39	17	14	21	2	10	30	49	79
at Auburn \$	36-74	.486	13-29	.448	10-13	.769	13/26/39	18	15	12	1	12	44	51	95
Central Arkansas	18-58	.310	2-15	.133	14-20	.700	14/23/37	19	8	22	2	7	25	27	52
at Oklahoma	26-56	.464	3-10	.300	10-18	.556	11/32/43	17	11	24	5	9	26	39	65
DePaul (20)	38-77	.494	8-22	.364	3-6	.500	16/28/44	19	20	12	0	7	53	34	87
at Oklahoma	25-58	.431	3-11	.273	23-26	.885	5/25/30	14	14	14	0	7	30	46	76
UConn (1)	28-70	.400	2-17	.118	14-15	.933	17/29/46	12	10	12	4	9	31	41	72
at Oklahoma	26-65	.400	6-22	.273	5-8	.625	10/26/36	15	11	15	3	6	37	26	63
Oklahoma	28-51	.549	7-14	.500	14-28	.500	9/27/36	20	17	15	0	9	39	38	77
at SMU	24-66	.364	2-8	.250	11-18	.611	18/20/38	19	14	13	2	7	24	37	61
Texas Tech	25-70	.357	3-22	.136	8-15	.533	20/35/55	19	9	20	6	4	31	30	61
at Oklahoma	25-75	.333	6-18	.333	10-19	.526	19/28/47	19	18	11	3	9	22	44	66
Oklahoma	14-50	.280	5-22	.227	23-30	.767	15/16/31	17	10	24	0	8	25	31	56
at Kansas State	32-59	.542	11-23	.478	11-14	.786	12/22/34	23	24	18	6	12	44	42	86
Oklahoma	26-63	.413	6-19	.316	5-9	.556	11/19/30	22	12	14	0	11	34	29	63
at Texas (11)	28-60	.467	4-16	.250	13-24	.524	18/28/46	14	14	18	2	6	41	32	73
West Virginia	21-63	.333	8-26	.308	16-24	.667	19/27/46	22	13	19	5	11	38	28	66
at Oklahoma	18-49	.367	6-11	.545	13-22	.591	8/27/35	24	15	23	1	9	20	35	55
Oklahoma	21-61	.344	6-16	.375	30-41	.732	15/25/40	29	11	19	3	10	29	49	78
at Iowa State (18)	34-69	.493	16-34	.47	20-25	.800	14/31/45	29	25	18	9	7	63	41	104
Oklahoma	26-56	.464	5-13	.385	14-19	.737	12/20/32	21	11	21	6	9	24	47	71
at TCU	30-66	.455	6-20	.300	20-24	.833	17/19/36	18	21	13	8	12	39	47	86
Baylor (2)	31-76	.408	3-14	.214	9-13	.692	23/27/50	20	21	17	6	9	38	36	74
at Oklahoma	15-49	.306	4-19	.211	19-25	.760	13/23/32	19	7	25	4	5	25	28	53
Oklahoma	26-54	.481	8-16	.500	19-24	.792	9/32/41	27	21	24	1	2	44	35	79
at Kansas	24-62	.387	8-30	.267	32-34	.941	8/21/29	23	14	11	2	13	42	46	88
Texas (12)	30-67	.448	5-18	.278	11-19	.579	15/26/41	23	16	17	0	10	42	334	76
at Oklahoma	22-55	.400	3-13	.231	20-27	.741	11/26/37	221	9	20	1	5	30	37	67
Oklahoma	27-63	.429	7-19	.368	13-19	.684	9/27/36	26	17	17	1	11	32	42	74
at Oklahoma State	27-63	.429	8-24	.333	22-26	.846	13/31/44	19	16	17	4	4	43	41	84
Kansas State	30-66	.455	14-28	.500	19-24	.792	9/32/41	21	20	20	2	11	42	41	83
at Oklahoma	25-55	.455	8-19	.421	17-21	.810	14/24/38	19	17	26	1	13	29	46	73
Kansas	27-68	.397	7-30	.233	6-6	1.000	9/21/30	18	16	13	2	10	30	37	67
at Oklahoma	29-59	.492	5-11	.455	15-20	.750	12/32/44	12	14	20	1	6	35	43	78
Oklahoma	16-62	.258	6-18	.333	15-18	.833	10/18/28	20	6	15	4	2	16	37	53
at Baylor (1)	37-74	.500	2-9	.222	11-20	.550	22/37/59	19	26	14	12	8	38	49	87
Iowa State (20)	35-73	.479	11-33	.333	10-13	.769	12/30/42	19	22	16	2	8	43	48	91
at Oklahoma	27-63	.429	5-16	.313	11-19	.578	10/27/37	16	14	19	2	8	32	38	70
Oklahoma	27-51	.529	10-20	.500	16-20	.800	7/33/40	28	13	19	1	5	34	46	80
at West Virginia	23-65	.354	6-24	.250	17-27	.630	13/19/32	17	13	9	5	8	31	38	69
Oklahoma State	29-75	.387	4-18	.222	4-6	.667	11/24/35	16	13	7	8	12	29	37	66
at Oklahoma	27-67	.403	7-17	.412	14-19	.737	18/37/55	13	15	16	1	4	36	39	75
TCU	28-63	.444	5-20	.200	15-21	.714	17/32/49	15	17	15	2	9	34	42	76
at Oklahoma	21-62	.339	9-20	.450	12-15	.800	12/21/33	21	7	16	1	8	40	23	63
Oklahoma	30-67	.448	12-27	.444	10-13	.769	17/27/44	23	22	29	1	13	31	51	82
at Texas Tech	21-62	.339	6-23	.261	16-22	.727	16/21/37	16	17	22	1	12	45	43	88
Oklahoma	33-72	.458	7-17	.412	11-16	.688	14/19/33	22	24	13	1	5	43	41	84
vs. Texas Tech !	38-64	.594	9-22	.409	19-28	.679	12/27/39	17	26	12	4	6	51	53	104

& - Junkanoo Jam (Bimini, Bahamas) | \$ SEC/Big 12 Challenge (Auburn, Ala.) | ! Phillips 66 Big 12 Championship (Oklahoma City)



SEASON STATISTICS

» ALL GAMES (8-22)

#	Player	Total										3-Point			F-Throw			Rebounds				
		gp-gs	min	avg	fg-fga	fg%	3fg-fga	3fg%	ft-fla	ft%	off	def	tot	avg	pf	dq	a	to	blk	stl	pts	avg
22	Llanusa, Ana	20-17	583	29.2	106-275	.382	45-138	.341	108-132	.818	25	42	67	3.4	67	5	24	56	1	38	365	18.3
30	Robertson, Taylor	30-29	1013	33.8	134-290	.462	105-225	.467	56-63	.889	13	85	98	3.3	56	1	39	43	2	30	429	14.3
14	Pellington, Shaina	23-12	534	23.2	113-275	.411	7-51	.137	66-109	.606	19	64	83	3.6	57	3	64	71	4	23	299	13.0
25	Williams, Madi	30-29	881	29.4	137-329	.416	2-20	.100	73-121	.603	89	152	241	8.0	103	6	55	92	16	38	349	11.6
00	Murcer, Jessi	29-15	724	25.0	99-208	.476	27-65	.415	47-63	.746	23	66	89	3.1	49	1	62	75	0	35	272	9.4
03	Simpson, Mandy	30-28	816	27.2	69-169	.408	0-0	.000	19-36	.528	57	121	178	5.9	98	6	72	87	5	23	157	5.2
32	Veitenheimer, Tatum	30-16	692	23.1	47-124	.379	12-45	.267	26-39	.667	25	57	82	2.7	48	1	76	81	1	36	132	4.4
24	Odimgbo, Ijeoma	28-2	323	11.5	23-46	.500	0-0	.000	24-47	.511	28	68	96	3.4	60	1	4	25	24	4	70	2.5
21	Lampkin, Nydia	30-1	264	8.8	29-69	.420	0-2	.000	11-35	.314	17	46	63	2.1	37	1	15	36	7	6	69	2.3
12	Penzo, Gileysa	19-1	139	7.3	6-16	.375	0-0	.000	1-2	.500	6	25	31	1.6	24	1	21	21	1	5	13	0.7
04	Donica, Clary	3-0	9	3.0	0-3	.000	0-0	.000	2-2	1.000	1	1	2	0.7	1	0	0	2	0	0	2	0.7
31	Williston, Aspen	7-0	22	3.1	2-4	.500	0-0	.000	0-0	.000	1	5	6	0.9	2	0	0	2	1	2	4	0.6
Team											68	72	140				6					
Total.....		30	6000		764-1808	.423	200-546	.366	433-649	.667	372	804	1176	39.2	602	26	432	597	62	240	2161	72.0
Opponents.....		30	6000		882-2051	.430	218-689	.316	387-543	.713	443	771	1214	40.5	575	11	509	476	117	277	2369	79.0

» BIG 12 GAMES (4-14)

#	Player	Total										3-Point			F-Throw			Rebounds				
		gp-gs	min	avg	fg-fga	fg%	3fg-fga	3fg%	ft-fla	ft%	off	def	tot	avg	pf	dq	a	to	blk	stl	pts	avg
22	Llanusa, Ana	18-15	532	29.6	98-252	.389	45-127	.354	103-123	.837	24	39	63	3.5	60	4	20	47	0	34	344	19.1
30	Robertson, Taylor	18-18	604	33.6	63-145	.434	49-107	.458	31-35	.886	10	47	57	3.2	34	1	14	25	2	19	206	11.4
25	Williams, Madi	18-17	502	27.9	68-189	.360	2-7	.286	35-59	.593	47	74	121	6.7	71	6	29	52	7	22	173	9.6
14	Pellington, Shaina	12-2	206	17.2	42-102	.412	1-8	.125	28-42	.667	7	27	34	2.8	25	2	23	27	3	8	113	9.4
00	Murcer, Jessi	18-12	482	26.8	59-127	.465	17-41	.415	27-36	.750	15	44	59	3.3	31	1	51	49	0	21	162	9.0
03	Simpson, Mandy	18-16	476	26.4	37-98	.378	0-0	.000	12-21	.571	35	64	99	5.5	53	2	42	56	0	13	86	4.8
32	Veitenheimer, Tatum	18-7	353	19.6	22-67	.328	4-22	.182	17-22	.773	14	33	47	2.6	34	1	37	48	1	15	65	3.6
21	Lampkin, Nydia	18-1	154	8.6	20-44	.455	0-2	.000	8-16	.500	9	32	41	2.3	19	0	6	23	3	2	48	2.7
24	Odimgbo, Ijeoma	18-1	209	11.6	10-26	.385	0-0	.000	15-26	.577	13	46	59	3.3	38	1	3	13	16	3	35	1.9
12	Penzo, Gileysa	10-1	72	7.2	3-9	.333	0-0	.000	0-0	.000	3	11	14	1.4	11	0	14	13	0	1	6	0.6
31	Williston, Aspen	3-0	6	2.0	0-1	.000	0-0	.000	0-0	.000	0	0	0	0.0	0	0	0	0	0	0	0	0.0
04	Donica, Clary	1-0	4	4.0	0-1	.000	0-0	.000	0-0	.000	1	0	1	1.0	1	0	0	0	0	0	0	0.0
Team											40	45	85				4					
Total.....		18	3600		422-1061	.398	118-314	.376	276-380	.726	218	462	680	37.8	377	18	239	357	32	138	1238	68.8
Opponents.....		18	3600		524-1213	.432	127-412	.308	250-348	.718	274	467	741	41.2	351	4	317	284	82	166	1425	79.2



» Madi Williams ranks fourth on OU's freshman records list in rebounds per game (8.0) and is tied for fifth in total rebounds (241). In 2018-19, she became the first Sooner freshman since Courtney Paris in 2005-06 to record 15 rebounds in back-to-back games.

SEASON STATISTICS



» HOME GAMES (6-8)

#	Player	gp-gs	Total					3-Point		F-Throw		Rebounds					pts	avg				
			min	avg	fg-fga	fg%	3fg-fga	3fg%	ft-fa	ft%	off	def	tot	avg	pf	dq			a	to	blk	stl
22	Lianusa,Ana	10-9	292	29.2	47-132	.356	18-62	.290	53-68	.779	14	26	40	4.0	31	1	11	33	0	17	165	16.5
14	Pellington, Shaina	10-6	259	25.9	60-133	.451	3-26	.115	36-58	.621	9	37	46	4.6	24	1	26	33	4	11	159	15.9
30	Robertson,Taylor	14-13	469	33.5	63-131	.481	47-97	.485	31-35	.886	8	43	51	3.6	19	0	16	19	0	16	204	14.6
25	Williams,Madi	14-14	433	30.9	65-166	.392	1-7	.143	26-48	.542	45	84	129	9.2	46	3	34	46	9	20	157	11.2
00	Murcer,Jessi	13-6	297	22.8	38-85	.447	10-24	.417	19-27	.704	9	31	40	3.1	19	0	22	32	0	15	105	8.1
32	Veitenheimer,Tatum	14-8	337	24.1	24-59	.407	7-24	.292	15-20	.750	15	27	42	3.0	29	1	33	37	1	19	70	5.0
03	Simpson,Mandy	14-12	368	26.3	30-75	.400	0-0	.000	7-16	.438	27	52	79	5.6	38	0	30	38	1	8	67	4.8
21	Lampkin,Nydia	14-0	122	8.7	14-38	.368	0-1	.000	5-12	.417	6	20	26	1.9	12	1	5	14	4	2	33	2.4
04	Donica,Clary	1-0	4	4.0	0-1	.000	0-0	.000	2-2	1.000	0	1	1	1.0	0	0	0	2	0	0	2	2.0
24	Odimgbe,Ijeoma	12-1	140	11.7	7-17	.412	0-0	.000	7-17	.412	11	30	41	3.4	21	1	2	11	11	0	21	1.8
31	Williston,Aspen	3-0	12	4.0	1-2	.500	0-0	.000	0-0	.000	1	4	5	1.7	2	0	0	2	1	2	2	0.7
12	Penzo,Gileysa	8-1	67	8.4	2-7	.286	0-0	.000	0-0	.000	3	14	17	2.1	12	1	11	11	1	2	4	0.5
Team																						
Total.....		14	2800		351-846	.415	86-241	.357	201-303	.663	177	406	583	41.6	253	9	190	282	32	112	989	70.6

» AWAY GAMES (2-11)

#	Player	gp-gs	Total					3-Point		F-Throw		Rebounds					pts	avg				
			min	avg	fg-fga	fg%	3fg-fga	3fg%	ft-fa	ft%	off	def	tot	avg	pf	dq			a	to	blk	stl
22	Lianusa,Ana	9-7	260	28.9	51-126	.405	27-69	.391	51-59	.864	10	15	25	2.8	31	3	10	21	0	20	180	20.0
30	Robertson,Taylor	13-13	444	34.2	59-126	.468	49-100	.490	14-17	.824	4	35	39	3.0	31	1	14	19	0	12	181	13.9
25	Williams,Madi	13-12	354	27.2	55-126	.437	1-9	.111	31-53	.585	30	54	84	6.5	46	3	14	38	7	14	142	10.9
14	Pellington, Shaina	11-5	228	20.7	42-117	.359	3-18	.167	30-45	.667	8	26	34	3.1	29	2	31	27	0	8	117	10.6
00	Murcer,Jessi	13-7	337	25.9	45-91	.495	14-33	.424	26-33	.788	12	27	39	3.0	25	1	35	36	0	16	130	10.0
03	Simpson,Mandy	13-13	369	28.4	30-78	.385	0-0	.000	12-18	.667	25	55	80	6.2	48	4	36	43	3	12	72	5.5
32	Veitenheimer,Tatum	13-7	297	22.8	19-52	.365	4-16	.250	11-19	.579	10	26	36	2.8	19	0	34	39	0	15	53	4.1
24	Odimgbe,Ijeoma	13-0	141	10.8	11-22	.500	0-0	.000	13-20	.650	11	28	39	3.0	29	0	2	11	12	4	35	2.7
21	Lampkin,Nydia	13-1	112	8.6	11-25	.440	0-1	.000	4-15	.267	10	23	33	2.5	21	0	7	19	3	1	26	2.0
12	Penzo,Gileysa	8-0	47	5.9	3-6	.500	0-0	.000	0-0	.000	2	9	11	1.4	9	0	7	9	0	3	6	0.8
31	Williston,Aspen	3-0	6	2.0	0-1	.000	0-0	.000	0-0	.000	0	0	0	0.0	0	0	0	0	0	0	0	0.0
04	Donica,Clary	2-0	5	2.5	0-2	.000	0-0	.000	0-0	.000	1	0	1	0.5	1	0	0	0	0	0	0	0.0
Team																						
Total.....		13	2600		326-772	.422	98-246	.398	192-279	.688	155	327	482	37.1	289	14	190	264	27	105	942	72.5
Opponents.....		13	2600		394-882	.447	105-299	.351	199-275	.724	195	329	524	40.3	245	4	244	197	69	123	1092	84.0

» NEUTRAL SITE GAMES (0-3)

#	Player	gp-gs	Total					3-Point		F-Throw		Rebounds					pts	avg				
			min	avg	fg-fga	fg%	3fg-fga	3fg%	ft-fa	ft%	off	def	tot	avg	pf	dq			a	to	blk	stl
22	Lianusa,Ana	1-1	31	31.0	7-17	.412	2-7	.286	4-5	.800	1	1	2	2.0	5	1	3	2	1	1	20	20.0
25	Williams,Madi	3-3	94	31.3	17-37	.459	0-4	.000	16-20	.800	14	14	28	9.3	11	0	7	8	0	4	50	16.7
30	Robertson,Taylor	3-3	100	33.3	12-33	.364	9-28	.321	11-11	1.000	1	7	8	2.7	6	0	9	5	0	2	44	14.7
00	Murcer,Jessi	3-2	90	30.0	16-32	.500	3-8	.375	2-3	.667	2	8	10	3.3	5	0	5	7	0	4	37	12.3
14	Pellington, Shaina	2-1	47	23.5	11-25	.440	1-7	.143	0-6	.000	2	1	3	1.5	4	0	7	11	0	4	23	11.5
03	Simpson,Mandy	3-3	79	26.3	9-16	.563	0-0	.000	0-2	.000	5	14	19	6.3	12	2	6	6	1	3	18	6.0
24	Odimgbe,Ijeoma	3-1	42	14.0	5-7	.714	0-0	.000	4-10	.400	6	10	16	5.3	10	0	0	3	1	0	14	4.7
21	Lampkin,Nydia	3-0	30	10.0	4-6	.667	0-0	.000	2-8	.250	1	3	4	1.3	4	0	3	3	0	3	10	3.3
32	Veitenheimer,Tatum	3-1	58	19.3	4-13	.308	1-5	.200	0-0	.000	0	4	4	1.3	0	0	9	5	0	2	9	3.0
31	Williston,Aspen	1-0	4	4.0	1-1	1.000	0-0	.000	0-0	.000	0	1	1	1.0	0	0	0	0	0	0	2	2.0
12	Penzo,Gileysa	3-0	25	8.3	1-3	.333	0-0	.000	1-2	.500	1	2	3	1.0	3	0	3	1	0	0	3	1.0
Team																						
Total.....		3	600		87-190	.458	16-59	.271	40-67	.597	40	71	111	37.0	60	3	52	51	3	23	230	76.7
Opponents.....		3	600		98-196	.500	25-73	.342	46-65	.708	37	78	115	38.3	53	3	55	45	7	24	267	89.0



POINTS, REBOUNDS, ASSISTS

DATE	OPPONENT	00	3	4	12	14	21	22	24	25	30	31	32
		MURCER	SIMPSON	DONICA	PENZO	PELLINGTON	LAMPKIN	LLANUSA	ODIMGBE	WILLIAMS	ROBERTSON	WILLISTON	V'HEIMER
11/9	W. KENTUCKY	DNP	4-8-4	DNP	DNP	33-9-2	1-1-0	1-2-1	1-4-1	15-15-4	24-6-2	DNP	11-4-3
11/15	N'WESTERN STATE	18-4-2	15-7-2	2-1-0	2-7-1	24-2-0	0-4-3	DNP	2-6-0	5-15-5	22-4-5	DNP	3-3-3
11/18	at USF (21)	11-2-0	3-10-6	DNP	2-1-0	7-1-5	0-1-1	DNP	4-2-0	18-7-2	18-3-2	DNP	7-4-2
11/22	vs. UAB &	17-8-0	8-7-2	DNP	0-0-0	12-2-3	1-1-0	DNP	1-5-0	22-8-1	17-3-2	DNP	6-2-3
11/23	vs. Clemson &	10-0-0	8-7-0	DNP	1-1-1	11-1-4	3-1-2	DNP	7-7-0	9-11-1	8-2-3	2-1-0	3-2-6
11/28	at New Mexico	9-5-1	10-8-1	DNP	0-3-3	14-5-5	4-5-0	DNP	0-1-0	16-6-0	23-4-2	DNP	4-3-6
12/2	at Auburn \$	15-1-1	6-5-4	DNP	DNP	11-5-4	2-4-0	DNP	0-0-0	10-16-2	27-4-0	DNP	8-1-3
12/5	CENT. ARKANSAS	11-5-1	6-8-2	DNP	0-3-0	18-2-2	0-0-1	DNP	3-7-0	12-5-2	10-5-0	0-1-0	5-2-3
12/9	DePaul (20)	9-2-1	4-5-2	DNP	0-0-0	19-8-9	0-0-0	DNP	DNP	18-7-2	19-1-0	DNP	7-4-0
12/19	UCONN (1)	0-0-0	4-8-2	DNP	DNP	16-7-2	2-0-0	DNP	DNP	12-11-2	23-4-2	DNP	6-5-3
12/22	at SMU	0-1-0	1-1-1	0-0-0	0-0-0	21-7-5	2-3-1	DNP	11-4-0	20-10-0	15-2-3	0-0-0	7-5-7
1/2	TEXAS TECH	0-1-0	2-7-6	DNP	DNP	18-5-4	0-1-0	11-6-3	0-1-0	10-11-1	17-7-0	DNP	8-5-4
1/5	at Kansas State	4-1-1	2-5-2	DNP	DNP	4-2-4	5-3-1	14-5-0	2-2-0	6-5-0	12-2-0	0-0-0	4-1-1
1/9	at Texas (11)	3-1-0	10-6-5	DNP	DNP	0-3-1	4-2-1	7-1-0	0-0-0	18-6-1	13-1-1	DNP	8-6-3
1/13	WEST VIRGINIA	2-0-0	4-7-2	DNP	0-0-0	12-4-5	0-0-0	12-0-0	1-1-0	4-5-1	13-5-2	DNP	7-8-5
1/19	at Iowa State (18)	18-4-1	1-1-1	0-1-0	DNP	2-1-1	3-2-1	35-5-0	3-10-1	1-5-1	6-2-0	0-0-0	9-7-5
1/22	at TCU	13-4-3	2-4-2	DNP	0-1-1	24-1-1	0-0-0	8-1-0	5-4-0	14-8-1	5-1-1	DNP	0-3-2
1/27	BAYLOR (2)	1-2-1	3-4-1	DNP	DNP	3-4-2	5-2-0	5-2-0	2-3-0	11-8-1	21-2-0	0-0-0	2-1-2
1/30	at Kansas	9-3-4	10-8-2	DNP	DNP	25-7-4	0-0-0	16-2-3	4-6-1	6-3-1	9-5-3	DNP	0-3-3
2/2	TEXAS (12)	5-4-2	4-2-0	DNP	DNP	DNP	6-2-0	17-5-1	7-7-0	16-7-3	8-2-1	DNP	4-3-2
2/6	at Oklahoma State	15-1-5	6-11-6	DNP	0-2-1	7-2-0	2-2-0	16-1-2	1-1-0	14-5-1	11-4-1	DNP	2-1-1
2/10	KANSAS STATE	10-1-2	3-4-4	DNP	2-2-5	DNP	2-3-1	33-2-0	4-8-0	10-5-1	2-1-0	DNP	9-5-4
2/13	KANSAS	12-6-0	8-7-4	DNP	0-2-3	2-1-0	4-2-0	21-4-2	0-0-0	18-11-3	10-5-1	DNP	3-0-1
2/16	at Baylor (1)	7-1-2	4-4-0	DNP	0-0-0	2-0-1	0-1-1	31-4-0	3-6-0	3-4-2	3-2-0	DNP	0-1-0
2/20	IOWA STATE (20)	14-2-2	0-4-0	DNP	0-0-2	14-4-0	6-3-0	20-2-2	1-4-1	9-12-3	3-1-1	DNP	3-1-3
2/23	at West Virginia	14-9-5	6-1-2	DNP	2-2-1	DNP	4-10-1	26-2-3	0-2-0	6-3-1	18-3-0	DNP	4-1-0
2/25	OKLAHOMA STATE	14-7-7	8-4-1	DNP	DNP	DNP	5-5-0	26-14-2	0-0-0	11-11-3	13-4-2	DNP	0-1-0
3/2	TCU	11-6-4	2-4-0	DNP	0-3-0	DNP	2-3-0	19-3-0	0-0-0	6-6-3	21-4-0	DNP	2-0-0
3/5	at Texas Tech	9-4-11	11-16-4	DNP	2-2-1	DNP	0-0-0	27-4-2	2-4-0	10-6-2	21-6-1	DNP	0-0-1

Associated Press rankings in parentheses

& Junkanoo Jam (Bimini, Bahamas)

\$ SEC/Big 12 Challenge (Auburn, Ala.)

! Phillips 66 Big 12 Championship (Oklahoma City)

STARTING LINEUP INFORMATION

1	2	3	4	5	GAMES	RECORD
Veitenheimer	Pellington	Llanusa	Williams	Simpson	1	1-0
Veitenheimer	Pellington	Robertson	Williams	Simpson	2,3,4,7,8,9,10,11,12,13	4-6
Murcer	Robertson	Williams	Simpson	Odimgbe	5	0-1
Murcer	Pellington	Robertson	Williams	Simpson	6	0-1
Veitenheimer	Llanusa	Robertson	Lampkin	Simpson	14	0-1
Veitenheimer	Llanusa	Robertson	Williams	Simpson	15,17	0-2
Veitenheimer	Murcer	Robertson	Williams	Simpson	16	0-1
Murcer	Llanusa	Robertson	Williams	Simpson	18,19,20,21,22,23,24,26,27,29,30	3-8
Veitenheimer	Murcer	Robertson	Llanusa	Williams	25	0-1
Penzo	Llanusa	Robertson	Williams	Odimgbe	28	0-1

START CHART

PLAYER	'16	'17	'18	'19	TOTAL	CONSECUTIVE	RECORD AS A STARTER
Ana Llanusa			22	16	38	13	14-24
Mandy Simpson			9	27	36	2	11-25
Shaina Pellington			20	12	32		16-16
Taylor Robertson				29	29	29	7-22
Madi Williams				29	29	16	8-21
Tatum Veitenheimer				16	16		5-11
Jessi Murcer				15	15	2	3-12
Gileysa Penzo		8		1	9		5-4
Ijeoma Odimgbe				2	2		0-2
Nydia Lampkin				1	1		0-1

MISCELLANEOUS STATS



CATEGORY	2018-19	STR
All Games	8-22	L-3
Home Games	6-8	L-2
Road Games	2-11	L-1
Neutral Games	0-3	L-6
vs. Big 12 Teams	4-15	L-3
Big 12 Regular Season	4-14	L-2
Big 12 Tournament	0-1	L-4
Home Games	3-6	L-1
Road Games	1-8	L-1
Neutral Games	0-1	L-4
vs. Non-Conference Teams	4-7	W-1
Home Games	3-2	L-2
Road Games	1-3	W-1
Neutral Games	0-2	L-4
vs. AP Ranked Foes	0-9	L-11
vs. AP Ranked Foes at Home	0-5	L-5
In Overtime	0-0	W-2
Leading at Halftime	7-3	L-1
Trailing at Halftime	1-19	L-13
Tied at Halftime	0-0	W-3
Games Decided by 1-9 Points	3-7	L-1
3 Points or Less	0-0	W-1
4-6 Points	1-3	L-1
7-9 Points	2-4	W-1
Games Decided by 10+ Points	5-15	L-2
10-19 Points	4-9	L-1
20+ Points	1-6	L-6
OU Shoots Better than 45%	5-8	L-2
OU Shoots Less than 45%	3-14	L-1
Opp. Shoots Better Than 45%	0-13	L-16
Opp. Shoots Less Than 45%	8-9	L-1
OU Shoots Better Than Opp.	6-7	L-1
Opp. Shoots Better/Equal %	2-15	L-2
OU Outrebounds Opp.	6-6	L-1
Tied/outrebounded by Opp.	2-16	L-12
OU Has More FT Att.	6-11	W-1
Opp Has More/Equal Ft. Att.	2-11	L-3
OU Makes 10+ 3-Pointers	2-3	L-1
OU Makes 5-9 3-Pointers	5-15	L-2
OU Makes 0-4 3-Pointers	1-4	L-3
Opp. Makes 10+ 3-Pointers	0-8	L-10
Opp. Makes 5-9 3-Pointers	4-9	L-3
Opp. Makes 0-4 3-Pointers	4-5	W-1
OU Has 0-9 Turnovers	0-0	W-1
OU Has 10-15 Turnovers	2-5	L-2
OU Has 16+ Turnovers	6-17	L-3
Opp. Has 0-9 Turnovers	2-0	W-2
Opp. Has 10-15 Turnovers	2-9	L-3
Opp. Has 16+ Turnovers	4-13	L-10
OU Has Same/Fewer TOs	1-3	L-2
OU Has More TOs	7-19	L-3
OU Wins/Ties Reb. & TO Margin	0-1	L-1
OU Scores Less Than 50 Pts.	0-0	W-1
OU Scores 50-59 Pts.	0-4	L-10
OU Scores 60-69 Pts.	2-5	L-1
OU Scores 70-79 Pts.	3-9	W-1
OU Scores 80-89 Pts.	1-4	L-2
OU Scores 90+ Pts.	2-0	W-2
Opp. Scores Less Than 50 Pts.	0-0	W-75
Opp. Scores 50-59 Pts.	2-0	W-20
Opp. Scores 60-69 Pts.	5-1	W-3
Opp. Scores 70-79 Pts.	0-6	L-7
Opp. Scores 80-89 Pts.	1-11	L-11
Opp. Scores 90+Points	0-4	L-21
0-1 Players in Double Fig.	0-1	L-2
2 Players in Double Fig.	0-5	L-5
3 Players in Double Fig.	1-10	L-1
4 Players in Double Fig.	7-6	L-2
5+ Players in Double Fig.	0-0	W-3
In November	2-4	L-4
In December	2-3	W-1
In January	1-7	L-7
In February	3-5	W-2
In March	0-3	L-6
On Sunday	0-6	L-8
On Monday	1-0	W-1
On Tuesday	0-1	L-4
On Wednesday	3-7	L-2
On Thursday	1-1	L-1
On Friday	1-2	L-2
On Saturday	2-5	L-1

10+ POINTS	18-19	CAREER
Ana Llanusa	15 (4-11)	37 (15-22)
Shaina Pellington	16 (5-11)	35 (12-23)
Taylor Robertson	22 (8-14)	22 (8-14)
Madi Williams	19 (6-13)	19 (6-13)
Jessi Murcer	17 (6-11)	17 (6-11)
Mandy Simpson	5 (0-4)	6 (2-4)
Ijeoma Odimgbe	1 (1-0)	2 (2-0)
Gileysa Penzo		1 (1-0)
Tatum Veitenheimer	1 (1-0)	1 (1-0)

20+ POINTS	18-19	CAREER
Shaina Pellington	5 (3-2)	12 (6-6)
Ana Llanusa	9 (3-6)	11 (5-6)
Taylor Robertson	8 (2-6)	8 (2-6)
Madi Williams	2 (1-1)	2 (1-1)

30+ POINTS	18-19	CAREER
Ana Llanusa	3 (0-3)	3 (0-3)
Shaina Pellington	1 (1-0)	1 (1-0)

10+ REBOUNDS	18-19	CAREER
Madi Williams	10 (5-5)	10 (5-5)
Mandy Simpson	3 (1-2)	3 (1-2)
Nydia Lampkin	1 (1-0)	1 (1-0)
Ana Llanusa	1 (1-0)	1 (1-0)
Ijeoma Odimgbe	1 (0-1)	1 (0-1)

DOUBLE-DOUBLES	18-19	CAREER
Madi Williams	6 (4-2)	6 (4-2)
Ana Llanusa	1 (1-0)	1 (1-0)
Mandy Simpson	1 (0-1)	1 (0-1)

FILLS THE BOX SCORE	18-19	CAREER
Shaina Pellington	4 (1-3)	4 (1-3)
Jessi Murcer	3 (2-1)	3 (2-1)
Tatum Veitenheimer	3 (1-2)	3 (1-2)
Mandy Simpson	2 (0-2)	2 (0-2)
Madi Williams	2 (1-1)	2 (1-1)

**At least five in three statistical categories among points, rebounds, blocks, assists, steals*

CONSEC. 10-POINT GAMES	GAMES
Ana Llanusa	12
Taylor Robertson	5
Madi Williams	2
Jessi Murcer	1

CONSEC. GAMES WITH A 3FG	GAMES
Ana Llanusa	12
Taylor Robertson	7

CONSECUTIVE FREE THROWS MADE	GAMES
Jessi Murcer	6
Ana Llanusa	2
Taylor Robertson	2
Tatum Veitenheimer	2
Madi Williams	2
Shaina Pellington	1

AND-ONE	CHANCES	PCT.
Jessi Murcer	2-2	1.000
Taylor Robertson	2-2	1.000
Ana Llanusa	8-10	.800
Shaina Pellington	6-7	.857
Madi Williams	6-10	.600
Ijeoma Odimgbe	1-2	.500
Mandy Simpson	1-2	.500
Nydia Lampkin	0-2	.000
Tatum Veitenheimer	0-1	.000

FIRST SUB	18-19	CAREER
Ijeoma Odimgbe	6	18
Gileysa Penzo	2	10
Nydia Lampkin	9	9
Shaina Pellington	2	7
Mandy Simpson	1	6
Ana Llanusa	2	5
Tatum Veitenheimer	5	5
Jessi Murcer	3	3
Taylor Robertson	1	1
Madi Williams	1	1

FIRST POINTS	2P	3P	FT	TOT
Ana Llanusa	3	3	2	8
Shaina Pellington	3	1	1	5
Madi Williams	5			5
Mandy Simpson	4			4
Taylor Robertson	2			2
Tatum Veitenheimer	1	1		2
Jessi Murcer	1			1
Ijeoma Odimgbe	1	1		1

POINTS LEADER	18-19	CAREER
Ana Llanusa	12 (3-9)	15 (6-9)
Shaina Pellington	9 (5-4)	17 (7-10)
Taylor Robertson	8 (0-8)	8 (0-8)
Madi Williams	3 (0-3)	3 (0-3)

REBOUNDS LEADER	18-19	CAREER
Madi Williams	17 (5-12)	17 (5-12)
Mandy Simpson	8 (1-7)	12 (3-9)
Ijeoma Odimgbe	4 (0-4)	6 (0-6)
Ana Llanusa	2 (1-1)	4 (3-1)
Jessi Murcer	2 (0-2)	2 (0-2)
Tatum Veitenheimer	2 (0-2)	2 (0-2)
Nydia Lampkin	1 (1-0)	1 (1-0)
Shaina Pellington	1 (0-1)	1 (0-1)
Gileysa Penzo		1 (1-0)

ASSISTS LEADER	18-19	CAREER
Shaina Pellington	6 (0-6)	17 (4-13)
Gileysa Penzo	1 (0-1)	13 (4-9)
Tatum Veitenheimer	10 (2-8)	10 (2-8)
Mandy Simpson	7 (3-4)	8 (3-5)
Jessi Murcer	8 (2-6)	8 (2-6)
Madi Williams	5 (2-3)	5 (2-3)
Ana Llanusa	0	1 (1-1)
Taylor Robertson	1 (1-0)	1 (1-0)



INDIVIDUAL HIGHS

»OKLAHOMA HIGHS

Points	35, Ana Llanusa at Iowa State (1/19/19)
Field Goals	11, Ana Llanusa at Texas Tech (3/5/19) 11, Shaina Pellington vs. WKU (11/9/18)
Field Goal Att.	24, Shaina Pellington vs. WKU (11/9/18)
FG Pct. (min. 5 made)	.714 (5-7), Taylor Robertson vs. DePaul (12/9/18)
3-Point Field Goals	8, Taylor Robertson vs. WKU (11/9/18)
3-Point FG Att.	15, Taylor Robertson at Auburn (12/2/18)
3-Pt. FG Pct. (min. 3 made)	1.000 (3-3), Jessi Murcer at TCU (1/22/19)
Free Throws	15, Ana Llanusa at Iowa State (1/19/19)
Free Throw Attempts	18, Ana Llanusa at Iowa State (1/19/19)
FT Pct. (min. 5 made)	1.000 (12-12), Ana Llanusa at Baylor (2/16/19)
Rebounds	16, Mandy Simpson at Texas Tech (3/5/19) 16, Madi Williams at Auburn (12/2/18)
Assists	11, Jessi Murcer at Texas Tech (3/5/19)
Turnovers	7, Ana Llanusa at Kansas State (2/10/19) 7, Mandy Simpson at Kansas (1/30/19) 7, Ana Llanusa vs. Western Kentucky (11/9/18) 7, Madi Williams vs. Western Kentucky (11/9/18)
Blocked Shots	4, Ijeoma Odimbe at TCU (1/22/19) 4, Ijeoma Odimbe vs. Central Arkansas (12/5/19)
Steals	5, Ana Llanusa vs. Kansas State (2/10/19) 5, Jessi Murcer at Oklahoma State (2/6/19) 5, Taylor Robertson at Texas (1/9/19) 5, Tatum Veitenheimer vs. Western Kentucky (11/9/18)

»OPPONENT HIGHS

Points	40, Brittany Brewer, Texas Tech (3/8/19)
Field Goals	16, Brittany Brewer, Texas Tech (3/8/19)
Field Goal Attempts	25, Chrislyn Carr, Texas Tech (3/5/19)
FG Pct. (min. 5 made)	.909 (10-11), Katelynn Thomas, UAB (11/22/18)
3-Point Field Goals	9, Ahlise Hurst, New Mexico (11/28/18)
3-Point Field Goal Att.	17, Ahlise Hurst, New Mexico (11/28/18)
3-Pt. FG Pct. (min. 3 made)	1.000 (3-3) Eryka Sydney, Texas Tech (3/5/19)
Free Throws	10, Vivian Gray, Oklahoma State (2/6/19) 10, Kylee Kopatich, Kansas (1/30/19)
Free Throw Attempts	11, Zuri Sanders, Texas Tech (3/8/19) 11, Lauren Heard, TCU (3/2/19) 11, Kari Niblack, West Virginia (2/23/19) 11, Vivian Gray, Oklahoma State (2/6/19) 11, RaVon Nero, at Northwestern State (11/15/18)
FT Pct. (min. 5 made)	1.000 (10-10), Kylee Kopatich, Kansas (1/30/19)
Rebounds	17, Naphessa Collier, UConn (12/19/18) 17, Unique Thompson, Auburn (12/2/18)
Assists	16 Aisia Robertson, New Mexico (11/28/18)
Turnovers	9, Aisia Robertson, New Mexico (11/28/18)
Blocked Shots	9, Nike McClure, New Mexico (11/28/18)
Steals	5, Kylee Kopatich, Kansas (1/30/19) 5, Dee Givens, Western Kentucky (11/9/18)

»OU'S TOP INDIVIDUAL PERFORMANCES

POINTS

35.....	Ana Llanusa at Iowa State (1/19/19)
33.....	Ana Llanusa vs. Kansas State (2/10/19)
33.....	Shaina Pellington vs. Western Kentucky (11/9/18)
31.....	Ana Llanusa at Baylor (2/16/19)
27.....	Ana Llanusa at Texas Tech (3/5/19)
27.....	Taylor Robertson at Auburn (12/2/18)
26.....	Ana Llanusa vs. Oklahoma State (2/25/19)
26.....	Ana Llanusa at West Virginia (2/23/19)
25.....	Shaina Pellington at Kansas (1/30/19)

REBOUNDS

16.....	Mandy Simpson at Texas Tech (3/5/19)
16.....	Madi Williams at Auburn (12/2/18)
15.....	Madi Williams vs. Western Kentucky (11/9/18)
14.....	Ana Llanusa vs. Oklahoma State (2/25/19)
12.....	Madi Williams vs. Iowa State (2/20/19)
11.....	Madi Williams vs. Kansas (2/13/19)
11.....	Mandy Simpson at Oklahoma State (2/6/19)
11.....	Madi Williams vs. Clemson (11/23/18)
11.....	Madi Williams vs. Texas Tech (1/2/19)

ASSISTS

11.....	Jessi Murcer at Texas Tech (3/5/19)
9.....	Shaina Pellington vs. DePaul (12/9/18)
7.....	Jessi Murcer vs. Oklahoma State (2/25/19)
7.....	Tatum Veitenheimer at SMU (12/22/18)

BLOCKED SHOTS

4.....	Ijeoma Odimbe at TCU (1/22/19)
4.....	Ijeoma Odimbe vs. Central Arkansas (12/5/19)

STEALS

5.....	Ana Llanusa vs. Kansas State (2/10/19)
5.....	Jessi Murcer at Oklahoma State (2/6/19)
5.....	Taylor Robertson at Texas (1/9/19)
5.....	Tatum Veitenheimer vs. Western Kentucky (11/9/18)

3-POINT FIELD GOALS

8.....	Taylor Robertson vs. Western Kentucky (11/9/18)
7.....	Taylor Robertson at Texas Tech (3/5/19)
7.....	Taylor Robertson at Auburn (12/2/18)
7.....	Taylor Robertson at New Mexico (11/28/18)
6.....	Taylor Robertson vs. TCU (3/2/19)
6.....	Taylor Robertson vs. West Virginia (2/23/19)
6.....	Taylor Robertson vs. UConn (12/19/18)
6.....	Taylor Robertson vs. Northwestern State (11/15/18)

FREE THROW MAKES

15.....	Ana Llanusa at Iowa State (1/19/19)
12.....	Ana Llanusa at Baylor (2/16/19)
10.....	Shaina Pellington vs. Western Kentucky (11/9/18)
9.....	Ana Llanusa vs. TCU (3/2/19)
9.....	Ana Llanusa vs. Oklahoma State (2/25/19)

TEAM HIGHS AND LOWS



» OKLAHOMA

	HIGH	LOW
Points	93 vs. Northwestern State (11/15)	53 (twice) vs. Baylor (1/27); at Baylor (2/16)
Points in a Half	52 (second half) vs. Western Kentucky (11/9)	16 (first half) at Baylor (2/16)
Points in a Quarter	34 (fourth quarter) vs. Western Kentucky (11/9)	6 (first quarter) at Auburn (12/2)
Winning Margin	37 vs. Northwestern State (11/15)	5 vs. Texas Tech (1/2)
Field Goals	35 vs. Northwestern State (11/15)	14 at Kansas State (1/5)
Field Goal Attempts	75 vs. Texas Tech (1/2)	49 vs. West Virginia (11/13) and Baylor (1/27)
Field Goal Percentage	.565 (35-of-62) vs. Northwestern State (11/15)	.258 (16-of-62) at Baylor (2/16)
3-Point Field Goals	14 vs. Western Kentucky (11/9)	3 (four times)
3-Point Field Goal Attempts	33 vs. Western Kentucky (11/9)	10 vs. Central Arkansas (12/5)
3-Point Field Goal Pct. (min. 10 att.)	.545 (6-of-11) vs. West Virginia (1/13)	.176 (3-of-17) vs. UAB (11/22)
Free Throws Made	31 at Iowa State (1/19)	5 vs. UConn (12/19) and at Texas (1/9)
Free Throw Attempts	40 at Iowa State (1/19)	8 vs. UConn (12/19)
Free Throw Percentage (min. 10 att.)	.885 (23-of-26) vs. DePaul (12/9)	.432 (16-of-37) vs. Northwestern State (11/15)
Rebounds	65 vs. Northwestern State (11/15)	30 vs. DePaul (12/9) and at Texas (1/9)
Personal Fouls	29 at Iowa State (1/19)	12 vs. Kansas (2/13)
Assists	24 vs. Texas Tech (3/8)	6 at Baylor (2/16)
Turnovers	29 at Texas Tech (3/5)	11 vs. UAB (11/22) and Texas Tech (1/2)
Blocked Shots	6 at TCU (1/22)	0 (three times)
Steals	14 vs. Western Kentucky (11/9)	2 at Kansas (1/30) and at Baylor (2/16)

» OPPONENTS

	HIGH	LOW
Points	104 at Iowa State (1/19) and vs. Texas Tech (3/8)	52 by Central Arkansas (12/5)
Points in a Half	63 (first half) by Iowa State (1/19)	24 (twice)
Points in a Quarter	39 (first quarter) by Iowa State (1/19)	8 (second quarter) at SMU (12/22)
Winning Margin	34 by Baylor (2/16)	5 vs. UAB (11/22)
Field Goals	38 by DePaul (12/9) and Texas Tech (3/8)	16 by Northwestern State (11/15)
Field Goal Attempts	82 by New Mexico (11/28)	58 by Central Arkansas (12/5)
Field Goal Percentage	.594 (38-of-64) by Texas Tech (3/8)	.239 (16-of-67) by Central Arkansas (12/5)
3-Point Field Goals	16 by Iowa State (1/19)	2 (four times)
3-Point Field Goal Attempts	36 by UAB (11/22)	8 by SMU (12/22)
3-Point Field Goal Pct. (min. 10 att.)	.500 (14-of-28) by Kansas State (2/10)	.118 (2-of-17) by UConn (12/19)
Free Throws Made	32 by Kansas (1/30)	3 by DePaul (12/9)
Free Throw Attempts	34 by Kansas (1/30)	6 (three times)
Free Throw Percentage (min. 10 att.)	.941 (32-of-34) by Kansas (1/30)	.533 (8-of-15) by Texas Tech (1/2)
Rebounds	55 by Texas Tech (1/2)	28 by Northwestern State (11/15)
Personal Fouls	29 by Iowa State (1/19)	12 by UConn (12/19)
Assists	26 by Baylor (2/16)	8 by Central Arkansas (12/5)
Turnovers	25 by Western Kentucky (11/9)	7 by Oklahoma State (2/25)
Blocked Shots	14 by New Mexico (11/28)	0 by Western Kentucky (11/9) and DePaul (12/9)
Steals	16 by Clemson (11/23)	2 by UAB (11/22)



LAST TIME ...

LAST TIME AN OKLAHOMA TEAM...

Scored 100 points:	Oklahoma 105, New Mexico 63 in Norman, Okla. (Dec. 16, 2017)
Scored 100 points in a Big 12 game:	Never
Scored 100 at Oklahoma:	Oklahoma 105, New Mexico 63 in Norman, Okla. (Dec. 16, 2017)
Scored 100 points and lost:	DePaul 111, Oklahoma 108 (OT) in Chicago, Ill. (Nov. 13, 2017)
Scored 110 points:	Oklahoma 111, Quinnipiac 84 in Stanford, Calif. (Mar. 21, 2015)
Scored 115 points:	Oklahoma 117, Sacramento State 55 in Norman, Okla. (Nov. 13, 2011)
Scored at least 60 points in a half:	66 (second half) vs. DePaul in Durham, N.C. (Mar. 22, 2014)
Scored at least 50 points in a half:	51 (second half) at Texas Tech in Lubbock, Texas (March 5, 2019)
Had 35+ rebound margin:	35 - Oklahoma 63, Northwestern State 28 in Norman, Okla. (Nov. 15, 2018)
Had 25+ rebound margin:	28 - Oklahoma 60, New Mexico 32 in Norman, Okla. (Dec. 16, 2017)
Had 20+ rebound margin:	20 - Oklahoma 55, Oklahoma State 35 in Norman, Okla. (Feb. 25, 2019)
Attempted 35 free throws:	37 vs. Northwestern State in Norman, Okla. (Nov. 15, 2018)
Attempted 40 free throws:	41 at Iowa State in Ames, Iowa (Jan. 19, 2019)
Attempted 5 free throws or less:	4 at Nebraska in Lincoln, Neb. (Jan. 10, 2009)
Made 30 free throws:	30 (30-41) at Iowa State in Ames, Iowa (Jan. 19, 2019)
Had 25 assists:	27 vs. New Mexico in Norman, Okla. (Dec. 16, 2017)
Had 25 turnovers:	29 at Texas Tech in Lubbock, Texas (March 5, 2019)
Had 25+ steals:	27 vs. Portland State in Las Vegas, Nev. (Dec. 21, 2016)
Had 20-24 steals:	21 vs. Arkansas-Pine Bluff in Norman, Okla. (Dec. 29, 2010)
Had 15-19 steals:	15 at Texas Tech in Lubbock, Texas (Jan. 10, 2018)
Had 10-14 blocks:	10 vs. West Virginia in Norman, Okla. (Feb. 3, 2018)
Had 15+ blocks:	15 vs. Texas in Oklahoma City, Okla. (Mar. 7, 2007)
Played an overtime game:	DePaul 111, Oklahoma 108 (OT) in Chicago, Ill. (Nov. 13, 2017)
Won an overtime game:	Oklahoma 85, Kansas State 80 (IOT) in Norman, Okla. (Jan. 4, 2017)
Lost an overtime game:	DePaul 111, Oklahoma 108 (OT) in Chicago, Ill. (Nov. 13, 2017)
Played a double overtime game:	Oklahoma 90, West Virginia 87 (2OT) in Norman, Okla. (Feb. 7, 2017)
Played three or more overtimes:	Never
Shot 60% for a game:	60.0% (33-of-55) vs. Iowa State in Norman, Okla. (Feb. 27, 2016)
Shot less than 30% for a game:	28.9% (14-of-50) at Kansas State in Manhattan, Kan. (Jan. 5, 2019)
Shot 90% from the free throw line (min 10 attempts):	13-of-14 (92.9%) vs. Iowa State in Norman, Okla. (Feb. 21, 2018)
Shot 50% from 3-point line:	10-of-20 (50.0%) at West Virginia in Morgantown, W. Va. (Feb. 23, 2019)
Shot 20-30% in a half:	20.6% (6-of-29) vs. TCU in Norman, Okla. (March 2, 2019)
Shot less than 20% in a half:	17.8% (5-of-28) at Baylor in Waco, Texas (Feb. 16, 2019)
Made at least 10 3-point field goals:	12-of-27 at Texas Tech in Lubbock, Texas (March 5, 2019)
Made 15 3-point field goals:	15-of-38 vs. New Mexico in Norman, Okla. (Dec. 16, 2017)
Failed to make a 3-point field goal:	0-of-17 at West Virginia in Morgantown, W. Va. (Feb. 17, 2016)
Had at least 70 rebounds:	75 vs. Cameron, (Nov. 30, 1982)
Had at least 60 rebounds:	63 vs. Northwestern State in Norman, Okla. (Nov. 15, 2018)
Had at least 50 rebounds:	55 vs. Oklahoma State in Norman, Okla. (Feb. 25, 2019)
Scored less than 10 points in a quarter:	7 (second quarter) at Texas Tech in Lubbock, Texas (March 5, 2019)
Scored less than 20 points in a 1st half:	16 points (first half) at Baylor in Waco, Texas (Feb. 16, 2019)
Scored less than 20 points in a 2nd half:	12 points at Texas in Austin, Texas (Feb. 26, 2005)
Scored 41-50 in a game:	42 points at Oklahoma State in Stillwater, Okla. (Jan. 16, 2016)
Scored less than 40 points in a game:	36 points vs. Texas at Austin, Texas (Feb. 26, 2005)

LAST TIME AN OKLAHOMA PLAYER...

Scored 30 points:	31, Ana Llanusa at Baylor in Waco, Texas (Feb. 16, 2019)
Scored 35 points:	35, Ana Llanusa at Iowa State in Ames, Iowa (Jan. 19, 2019)
Scored 40 points:	41, Courtney Paris vs. Oklahoma State (Feb. 4, 2007)
Attempted 25 field goals:	27, Aaryn Ellenberg vs. Texas in Austin, Texas (Jan. 8, 2014)
Had 5 blocks:	6, Vionise Pierre-Louis vs. Texas Tech in Norman, Okla (Feb. 24, 2018)
Had 10 blocks:	10, Courtney Paris vs. Texas Tech in Lubbock, Texas (March 1, 2006)
Had 5 steals:	5, Ana Llanusa vs. Kansas State in Norman, Okla. (Feb. 10, 2019)
Had 10 steals:	10, Maddie Manning vs. Portland State in Las Vegas, Nev. (Dec. 21, 2016)
Had 10 assists:	11, Jessi Murcer at Texas Tech in Lubbock, Texas (March 5, 2019)
Had 15 assists:	16, Dionnah Jackson vs. Texas A&M in College Station, Texas (Jan. 22, 2005)
Had 15 rebounds:	16, Mandy Simpson at Texas Tech in Lubbock, Texas (March 5, 2019)
Had 20 rebounds:	20, Vionise Pierre-Louis vs. Oklahoma State in Norman, Okla. (Jan. 20, 2018)
Made 10 field goals:	11, Ana Llanusa at Texas Tech in Lubbock, Texas (March 5, 2019)
Made 15 field goals:	16, Courtney Paris (16-of-22) vs. Oklahoma State in Norman, Okla. (Feb. 4, 2007)
Made at least 5 three-point field goals:	7, Taylor Robertson at Texas Tech in Lubbock, Texas (March 5, 2019)
Recorded a double-double:	Mandy Simpson (11 pts/16 reb) at Texas Tech in Lubbock, Texas (March 5, 2019)
Two players recorded a double-double:	Ana Llanusa (26 pts/14 reb) and Madi Williams (11 pts/11 reb) vs. Okla. State in Norman (Feb. 25, 2019)
Recorded a double-double in points and assists:	Morgan Hook (13 points/12 assists) vs. TCU (Jan. 9, 2013)
Recorded a double-double in points and steals:	Maddie Manning (17 points/10 steals) vs. Portland State in Las Vegas, Nev. (Dec. 21, 2016)
Recorded a triple-double:	Courtney Paris (18 pts, 13 rebs, 10 blocks) vs. Texas Tech in Lubbock, Texas (Mar. 1, 2006)
Recorded consecutive double-doubles:	Madi Williams (10 pts/11 reb) vs. Texas Tech in Norman, Okla. (Jan. 2, 2019)
Recorded three consecutive double-doubles:	(20 pts/10 reb) at SMU in Dallas, Texas (Dec. 22, 2018)
Recorded three consecutive double-doubles:	Madi Williams (10 pts/11 reb) vs. Texas Tech in Norman, Okla. (Jan. 2, 2019)
Had a double-double at halftime:	(20 pts/10 reb) at SMU in Dallas, Texas (Dec. 22, 2018) and (12 pts/11 reb) vs. UConn in Norman, Okla. (Dec. 19, 2018)
Had a double-double at halftime:	Kaylon Williams (10 pts/10 rebs) vs. UTSA in Norman, Okla. (Dec. 13, 2015)
Five players scored in double figures:	Shaina Pellington (22), Maddie Manning (17), Vionise Pierre-Louis (16), Gabbi Ortiz (11) and Ana Llanusa (11) at West Virginia in Morgantown, W. Va. (Feb. 17, 2018)
Six players scored in double figures:	Ana Llanusa (18), Gabbi Ortiz (17), Shaina Pellington (17), Vionise Pierre-Louis (13), Maddie Manning (11) and LaNesia Williams (10) vs. Kansas in Norman, Okla. (Jan. 24, 2018)



Seven players scored in double figures: Nicole Griffin (14), Aaryn Ellenberg (28), Morgan Hook (12), Jelena Cerina (11), DaShawn Harden (15),
 Sharane Campbell (11), Whitney Hand (18) vs. Sacramento State in Norman, Okla. (Nov. 13, 2011)
 Eight players scored in double figures: Ashley Paris (12), Amanda Thompson (12), Courtney Paris (14), Nyesha Stevenson (12), Jenny Vining (18),
 Abi Olajuwon (12), Carlee Roethlisberger (10) and Rose Hammond (12) vs. Central Arkansas in Norman, Okla. (Dec. 20, 2007)
 No players scored in double figures: Never
 Only one player scored in double figures: Ana Llanusa (31) at Baylor in Waco, Texas (Feb. 16, 2019)
 Two players scored 20 points: Ana Llanusa (27) and Taylor Robertson (21) at Texas Tech in Lubbock, Texas (March 5, 2019)
 Scored 20 points and had 20 rebounds: Courtney Paris (23 pts/20 rebs) vs. Texas Tech in Lubbock, Texas (Feb. 17, 2009)
 Three players scored 20 points: Vionise Pierre-Louis (25), Shaina Pellington (23) and Maddie Manning (20) at DePaul in Chicago (Nov. 13, 2017)
 Two players had 10 rebounds: Ana Llanusa (14) and Madi Williams (11) vs. Oklahoma State in Norman, Okla. (Feb. 25, 2019)
 Three players had 10 rebounds: Courtney Paris (12), Ashley Paris (11) and Amanda Thompson (11) vs. North Carolina (Nov. 23, 2008)
 Played every minute: Taylor Robertson (40 min) at Texas Tech in Lubbock, Texas (March 5, 2019)
 Played more than 40 minutes: Ana Llanusa and Maddie Manning (45 min.) vs. West Virginia in Morgantown, W. Va. (Feb. 21, 2018)
 Played 50 minutes: Peyton Little (50 min.) vs. West Virginia in Norman, Okla. (Feb. 7, 2017)
 Back-to-back 25 points game: Ana Llanusa, 26 points at West Virginia (Feb. 23, 2019) and 26 points vs. Oklahoma State (Feb. 25, 2019)

LAST TIME AN OKLAHOMA OPPONENT...

Shot 30% or less in a game (Big 12): Kansas, 27.1% in Lawrence, Kan. (Feb. 10, 2018)
 Shot 30% or less in a game (Non-conference): Northwestern State, 23.9% in Norman, Okla. (Nov. 15, 2018)
 Shot 60% in a game: Baylor, 60.0% (39-of-65) in Norman, Okla. (Feb. 25, 2013)
 Did not make a field goal in a quarter: Kansas (first quarter) in Lawrence, Kan. (Feb. 10, 2018)
 Scored less than 10 points in a quarter: 8, SMU (second quarter) in Dallas, Texas (Dec. 22, 2018)
 Scored less than 10 points in all four quarters: Never
 Scored less than 20 points in a 1st half: 19, Colorado State in Fort Collins, Colo. (Nov. 21, 2017)
 Scored less than 20 points in a 2nd half: 16, Southern Illinois in Norman, Okla. (Nov. 13, 2016)
 Had a 20+ rebound margin: 23, Florida (55-32), in Norman, Okla. (Dec. 3, 2017)
 Had a 25+ rebound margin: 31, Baylor (59-28) in Waco, Texas (Feb. 16, 2019)
 Had 15 steals: 15, Kansas, in Lawrence, Kan. (Feb. 10, 2018)
 Had 40+ turnovers: 42, Portland State, in Las Vegas, Nev. (Dec. 21, 2016)
 Had 35-39 turnovers: 37, North Texas in Denton, Texas (Dec. 7, 2014)
 Had 30-34 turnovers: 33, California in Las Vegas, Nev. (Dec. 20, 2016)
 Had 25-29 turnovers: 25, Western Kentucky in Norman, Okla. (Nov. 9, 2018)
 Had 50 rebounds: 59, Baylor in Waco, Texas (Feb. 16, 2019)
 Had 25 assists: 26, Baylor in Waco, Texas (Feb. 16, 2019)
 Scored 41-50 points in a game: 49, Kansas State in Norman, Okla. (Jan. 31, 2018)
 Scored 31-40 points in a game: 39, North Texas at Denton, Texas (Dec. 7, 2014)
 Scored 25 points or less: 25, NC Central in Norman, Okla. (Jan. 4, 2009)
 Scored 30 points or less: 25, NC Central in Norman, Okla. (Jan. 4, 2009)
 Made 10 three-point field goals: 14, Kansas State in Norman, Okla. (Feb. 10, 2019)
 Failed to make a 3-point field goal: UC-Riverside (0-of-11) in Norman, Okla. (Dec. 20, 2012)
 Had 10 blocks: 12, Baylor in Waco, Texas (Feb. 16, 2019)
 Did not attempt a free throw: Kansas State in Norman, Okla. (Jan. 14, 2009)
 Made 30 free throws: 32, TCU in Oklahoma City, Okla. (March 3, 2018)
 Attempted 35+ free throws: 39, TCU in Oklahoma City, Okla. (March 3, 2018)
 Scored 100 points: 104, Iowa State in Ames, Iowa (Jan. 19, 2019)
 Scored 110 points: 111, DePaul in Seattle in Chicago, Ill. (Nov. 13, 2017)
 Scored 100 points at Oklahoma: 103, Baylor in Norman, Okla. (Feb. 27, 2017)
 Scored 100 points and lost: Never

LAST TIME AN OPPOSING PLAYER...

Recorded a double-double: Zuri Sanders (15 pts/14 reb) at Texas Tech in Lubbock, Texas (March 5, 2019)
 Two players recorded a double-double: Jordan Moore (23 pts/12 reb) and Amy Okonkwo (12 pts/12 reb), TCU in Norman, Okla. (March 2, 2019)
 Recorded a double-double with points and assists: Kayla Goth (13 pts, 12 ast), Kansas State in Norman, Okla. (Feb. 10, 2019)
 Had 5 blocks: 7, Lauren Cox, Baylor in Waco, Texas (Feb. 16, 2019)
 Had 5 steals: 5, Kylee Kopatic, Kansas, in Lawrence, Kan. (Jan. 30, 2019)
 Had 10 assists: 12, Kayla Goth, Kansas State, in Norman, Okla. (Feb. 10, 2019)
 Had 15 assists: 16, Aisia Robertson, New Mexico in Albuquerque, N.M. (Nov. 28, 2018)
 Had 20 rebounds: 20, Elizabeth Williams, Duke in Durham, N.C. (Dec. 13, 2014)
 Had 15 rebounds: 16, Zuri Sanders, Texas Tech, in Norman, Okla. (Jan. 2, 2019)
 Had 10 blocks: 10, Brittney Griner, Baylor in Kansas City, Mo. (Mar. 12, 2010)
 Scored 30 points (non-conference): 32, Kristin Anigwe, California in Las Vegas, Nev. (Dec. 20, 2016)
 Scored 30 points (Big 12): 33, Vivian Gray, Oklahoma State in Stillwater, Okla. (Feb. 6, 2019)
 Scored 35 or more points (non-conference): 39, Ahlise Hurst, New Mexico in Albuquerque, N.M. (Nov. 28, 2018)
 Scored 35 points or more (Big 12): 35, Tynice Martin, West Virginia in Norman, Okla. (Feb. 7, 2017)
 Attempted 25 field goals: 27, McKenzie Adams, SMU in Norman, Okla. (Nov. 17, 2017)
 Made 15 field goals: 15, Kelsey Plum, Washington (15-of-27) in Norman, Okla. (Nov. 14, 2014)
 Scored 20 points and had 20 rebounds: Elizabeth Williams, Duke (26 pts/20 reb) in Durham, N.C. (Dec. 17, 2014)
 Two players scored 20 points: Christlyn Carr (26) and Sydney Goodson (20) at Texas Tech in Lubbock, Texas (March 5, 2019)
 Three players scored 20 points: Christalah Lyons (23), Kylee Kopatic (20), Austin Richardson (20), Kansas in Lawrence, Kan. (Jan. 30, 2019)
 Five players scored in double figures: Jordan Moore (23), Dakota Vann (13), Amy Okonkwo (12), Lauren Heard (12), Kianna Ray (10)
 TCU in Norman, Okla. (March 2, 2019)
 Six players scored in double figures: Amarah Coleman (23), Ashton Miller (21), Mart'e Gray (18), Kelly Campbell (16),
 Chante Stonewall (16) and Tanita Allen (10), DePaul, in Chicago (Nov. 13, 2017)
 Committed 10+ turnovers: 10, Tanaeya Boclair, Utah in Freepport, Bahamas (Nov. 26, 2015)
 Recorded a triple-double: Alexis Jones (24 pts, 12 rebs, 10 assists) in Waco, Texas (Jan. 29, 2017)



BIG 12 REVIEW

» 2018-19 BIG 12 STANDINGS

Team	CONFERENCE					OVERALL					
	W-L	Pct.	Home	Away	W-L	Pct.	Home	Away	Neutral	Top 10	Top 25
Baylor	18-0	1.000	9-0	9-0	37-1	.973	17-0	11-1	9-0	4-0	9-1
Iowa State	13-5	.722	7-2	6-3	26-9	.742	17-3	6-5	3-1	0-3	3-5
Texas	12-6	.667	5-4	7-2	23-10	.696	10-6	9-2	4-1	0-4	1-6
West Virginia	11-7	.611	6-3	5-4	22-11	.667	15-5	6-4	1-2	0-2	2-5
Kansas State	11-7	.611	5-4	6-3	21-12	.636	12-4	7-3	2-5	0-3	2-8
TCU	10-8	.556	6-3	5-4	24-11	.685	17-3	7-6	0-2	0-2	1-6
Oklahoma State	5-13	.278	4-5	1-8	14-16	.467	12-6	2-9	0-1	0-2	0-6
Oklahoma	4-14	.222	3-6	1-8	8-22	.267	6-8	2-11	0-3	0-3	0-9
Texas Tech	4-14	.222	3-6	1-8	14-17	.452	11-7	2-9	1-1	0-3	0-7
Kansas	2-16	.111	1-8	1-8	13-18	.419	8-8	2-9	3-1	0-2	0-5

Teams listed in order of Big 12 Championship seed

» 2019 BIG 12 AWARDS

PLAYER OF THE YEAR

Bridget Carlton, Iowa State, Sr. Guard

DEFENSIVE PLAYER OF THE YEAR

Lauren Cox, Baylor, So., Forward

NEWCOMER OF THE YEAR

Vivian Gray, Oklahoma State, So., Forward

FRESHMAN OF THE YEAR

Chrislynn Carr, Texas Tech, Fr., Guard

SIXTH MAN AWARD

Kari Niblack, West Virginia, Fr., Forward

COACH OF THE YEAR

Kim Mulkey, Baylor

ALL-BIG 12 FIRST TEAM

Kalani Brown, Baylor, Sr., Center
 Lauren Cox, Baylor, Jr., Forward
 Bridget Carleton, Iowa State, Sr., Forward
 Kayla Goth, K-State, Sr., Guard
 Peyton Williams, K-State, Jr., Forward
 Vivian Gray, Oklahoma State, So., Forward
 Jordan Moore, TCU, Sr., Center
 Sug Sutton, Texas, Jr., Guard
 Naomi Davenport, West Virginia, Sr., G/F
 Tynice Martin, West Virginia, R/Jr., Guard

ALL-BIG 12 SECOND TEAM

Chloe Jackson, Baylor, Gr., Guard
 Juicy Landrum, Baylor, Jr., Guard
 Kristin Scott, Iowa State, So., Center
 Ana Llanusa, Oklahoma, So., Guard
 Amy Okonkwo, TCU, Sr., Forward

ALL-BIG 12 HONORABLE MENTION

Alexa Middleton, Iowa State, R/Sr., Guard
 Kylee Kopatich, Kansas, Sr., Guard
 Christalah Lyons, Kansas, Sr., Guard
 Braxtin Miller, Okla. State, So., Guard
 Joyner Holmes, Texas, Jr., Guard/Forward
 Danni Williams, Texas, Gr., Guard
 Brittany Brewer, Texas Tech, Jr., Forward
 Chrislyn Carr, Texas Tech, Fr., Guard

BIG 12 ALL-DEFENSIVE TEAM

Kalani Brown, Baylor, Sr., Center
 Lauren Cox, Baylor, Jr., Forward
 DiDi Richards, Baylor, So., Guard
 Peyton Williams, K-State, Jr., Forward
 Jordan Moore, TCU, Sr., Center

BIG 12 ALL-FRESHMAN TEAM

Ashley Joens, Iowa State, Fr., Guard
 Christianna Carr, K-State, Fr., Guard
 Taylor Robertson, Oklahoma, Fr., Guard
 Chrislyn Carr, Texas Tech, Fr., Guard
 Madisen Smith, West Virginia, Fr., Guard

» 2019 ACADEMIC ALL-BIG 12

FIRST TEAM (3.20 GPA or better)

Lauren Cox, Baylor
 DiDi Richards, Baylor
 Moon Ursin, Baylor
 Meredith Burkhall, Iowa State
 Adriana Camber, Iowa State
 Bridget Carleton, Iowa State
 Lauren Mills, Iowa State
 Nia Washington, Iowa State
 Madison Wise, Iowa State
 Bailey Helgren, Kansas
 Kylee Kopatich, Kansas
 Tyler Johnson, Kansas
 Kayla Goth, K-State
 Alisa Wiggins, K-State
 Peyton Williams, K-State
Mandy Simpson, Oklahoma
 Ja'mee Asberry, Oklahoma State
 Maria Castro, Oklahoma State
 Karli Wheeler, Oklahoma State
 Abbie Winchester, Oklahoma State
 Ella Hellesey, TCU
 Amy Okonkwo, TCU
 Kianna Ray, TCU
 Olamide Aborowa, Texas
 Lashann Higgs, Texas
 Destiny Littleton, Texas
 Brittany Brewer, Texas Tech
 Sydney Goodson, Texas Tech
 Zuriel Sanders, Texas Tech
 Tihana Stojisavljevic, Texas Tech
 Theresa Ekhelar, West Virginia
 Tynice Martin, West Virginia
 Katrina Pardee, West Virginia
 Lucky Rudd, West Virginia
 Nia Staples, West Virginia

SECOND TEAM (3.00 to 3.19 GPA)

Trinity Oliver, Baylor
 Brittany Franklin, Kansas
Gileysa Penzo, Oklahoma
 Clitan de Sousa, Oklahoma State
 Jaden Hobbs, Oklahoma State
 Braxtin Miller, Oklahoma State
 Jayde Woods, TCU
 Alesia Sutton, Texas
 Jada Underwood, Texas
 Naomi Davenport, West Virginia



»GAME 1

OKLAHOMA 90, WESTERN KENTUCKY 83

Nov. 9, 2018 • Norman • Lloyd Noble Center • FSSW

WKU	MP	FG	3FG	FT	R	F	A	TO	B	S	TP
Givens (F)	30	7-12	5-7	2-2	7	5	2	2	0	5	21
Elgedawy (F)	19	7-11	0-0	0-0	4	4	0	4	0	0	14
Creech (G)	28	1-5	0-0	0-0	2	1	3	5	0	2	2
Brewer (G)	23	3-9	1-4	0-0	6	4	0	4	0	4	7
Abdelgawad (G)	35	5-15	1-5	4-5	9	2	5	3	0	1	15
Nlang	16	5-10	2-5	0-0	3	1	0	2	0	0	12
Bopp	6	0-2	0-0	0-0	1	1	0	1	0	1	0
Allen	10	1-1	0-0	0-0	1	2	0	0	0	0	2
Smith	10	0-2	0-1	0-0	0	0	0	1	0	0	0
Porter	17	4-11	0-0	0-0	2	4	3	2	0	0	8
Searcy	6	1-2	0-0	0-0	0	2	0	1	0	0	2
Totals	200	34-80	9-24	6-7	41	26	13	25	0	14	83
		(.425)	(.375)	(.857)							

OKLAHOMA	MP	FG	3FG	FT	R	F	A	TO	B	S	TP
Simpson (F)	27	1-6	0-0	2-4	8	3	4	2	1	2	4
Williams (F)	35	7-10	0-2	1-2	15	2	4	7	3	1	15
Pellington (G)	36	10-24	3-9	10-13	9	3	2	4	0	2	33
Llanusa (G)	20	0-6	0-4	1-4	2	2	1	7	0	3	1
Veitenheimer (G)	36	49	3-4	0-0	4	3	3	3	0	5	11
Lampkin	8	0-1	0-0	1-3	1	1	0	1	0	0	1
Odimgbe	10	0-0	0-0	-2	4	1	1	0	0	0	1
Robertson	28	8-15	8-14	0-0	6	1	2	2	0	1	24
Totals	200	30-71	14-33	16-27	53	17	17	26	4	14	90
		(.423)	(.424)	(.593)							

Officials: Jesse Dickerson, Brian Hall, Maj Forsberg
 Technicals: None; Attendance: 2,907

»GAME 2

OKLAHOMA 93, NORTHWESTERN STATE 56

Nov. 15, 2018 • Norman • Lloyd Noble Center • FSOK

NWSU	MP	FG	3FG	FT	R	F	A	TO	B	S	TP
Johnson (F)	18	0-5	0-2	0-0	1	3	0	2	0	0	0
Gilliam (F)	23	2-4	0-2	1-2	1	2	0	1	1	1	5
Scott (F)	18	1-6	10-2	2-2	4	1	2	1	0	0	4
Grant (G)	29	3-8	2-6	0-0	1	3	2	2	0	1	8
Thomas (G)	22	3-7	2-4	2-2	4	2	2	2	0	1	10
Freeman	22	1-8	1-3	1-2	2	3	2	3	1	2	4
Savage	8	2-3	0-0	0-0	0	1	0	1	0	0	4
Miller	9	0-1	0-0	0-0	1	0	1	0	0	0	4
Barnes	11	0-2	0-0	2-2	2	3	0	2	0	1	2
Bonner	19	2-11	2-5	2-2	3	1	1	0	1	1	8
Nero	21	2-12	0-6	7-11	2	3	3	0	2	1	11
Totals	200	16-67	7-30	17-23	28	28	12	19	2	9	56
		(.239)	(.233)	(.739)							

OKLAHOMA	MP	FG	3FG	FT	R	F	A	TO	B	S	TP
Simpson (F)	19	6-9	0-0	3-5	7	1	2	4	0	1	15
Williams (F)	23	2-3	0-0	1-6	15	2	5	1	0	2	5
Pellington (G)	24	11-21	0-6	2-6	2	3	0	5	0	0	24
Robertson (G)	29	6-12	6-12	2-2	4	2	5	2	0	1	20
Veitenheimer (G)	28	1-1	0-0	1-2	3	2	3	0	2	3	2
Murcer	28	6-11	1-3	5-8	4	2	3	0	0	2	18
Donica	4	0-1	0-0	2-2	1	0	0	2	0	0	2
Penzo	13	1-1	0-0	0-0	7	5	1	3	1	1	2
Lampkin	13	0-1	0-0	0-2	4	5	3	2	2	0	0
Odimgbe	11	1-1	0-0	0-4	6	2	0	0	1	0	2
Williston	8	1-1	0-0	0-0	4	2	0	2	1	0	2
Totals	200	35-62	7-21	16-37	63	26	21	27	5	9	93
		(.565)	(.333)	(.432)							

Officials: Scott Yarbrough, Brian Garland, Nykesha Thompson
 Technicals: NWSU - Johnson; Attendance: 2,314

»GAME 3

#21 USF 87, OU 70

Nov. 18, 2018 • Tampa, Fla. • Yuengling Center

OKLAHOMA	MP	FG	3FG	FT	R	F	A	TO	B	S	TP
Simpson (F)	32	1-6	0-0	1-2	10	4	6	4	2	0	3
Williams (F)	32	8-14	0-3	2-3	7	4	2	4	1	1	18
Pellington (G)	21	3-11	0-1	1-1	1	5	5	3	0	1	5
Robertson (G)	37	6-12	4-9	2-2	3	1	2	1	0	2	18
Veitenheimer (G)	32	3-6	1-1	0-0	4	0	2	3	0	0	7
Murcer	26	4-9	1-3	2-2	2	1	0	1	0	1	11
Penzo	9	1-2	0-0	0-0	1	1	0	1	0	0	2
Lampkin	3	0-1	0-0	0-0	1	2	1	3	0	0	0
Odimgbe	8	2-3	0-0	0-0	2	2	0	2	0	0	4
Totals	200	28-64	6-17	8-10	35	20	18	22	3	5	70
		(.438)	(.353)	(.800)							

USF	MP	FG	3FG	FT	R	F	A	TO	B	S	TP
Rader (F)	25	6-7	2-3	2-2	11	4	3	3	0	0	16
Jordao (C)	25	6-7	0-0	1-2	6	4	1	3	3	0	13
Pehadizic (G)	14	0-4	0-2	0-0	1	0	0	1	0	0	0
Harvey (G)	36	6-21	2-7	2-2	3	0	4	3	0	2	5
Ferreira (G)	27	13-20	8-11	0-2	4	3	6	3	0	1	34
Pinzan	30	1-4	1-3	0-0	3	0	7	2	0	0	3
Leverett	12	2-3	0-0	1-2	2	4	0	1	0	0	5
Henshaw	18	0-2	0-1	0-0	5	0	0	0	0	0	4
Rozentale	3	0-0	0-0	0-0	0	0	0	0	0	0	0
Totals	200	34-68	13-27	6-10	37	15	21	16	3	7	87
		(.500)	(.481)	(.600)							

Officials: Joseph Vasziy, John Capolino, Jenna Schroeder
 Technicals: None; Attendance: 2,804

»GAME 4

UAB 89, OKLAHOMA 84

Nov. 22, 2018 • Bimini, Bahamas • Gateway Christian

UAB	MP	FG	3FG	FT	R	F	A	TO	B	S	TP
Vendrell (F)	22	3-6	0-1	0-0	4	5	6	1	0	0	6
Thomas (F)	30	10-11	0-0	2-4	8	2	0	1	0	0	22
Barnes (G)	39	3-5	1-3	8-9	2	0	7	2	0	0	15
Kuzmanic (G)	36	4-9	30-5	2-2	7	2	4	7	0	1	13
Childress (G)	32	7-18	4-13	0-0	2	3	0	1	0	0	18
Whitley	13	1-8	1-8	0-0	0	0	0	0	0	0	3
Magee	18	3-6	3-5	1-2	9	2	0	1	0	1	9
Johnson	10	1-3	0-1	0-0	2	4	0	1	0	0	2
Totals	200	32-66	12-36	13-17	37	18	17	14	0	2	89
		(.485)	(.333)	(.765)							

OKLAHOMA	MP	FG	3FG	FT	R	F	A	TO	B	S	TP
Simpson (F)	25	4-7	0-0	0-2	7	5	2	0	1	1	8
Williams (F)	27	7-13	0-1	8-9	8	4	1	1	0	1	22
Pellington (G)	25	6-13	0-2	0-0	2	3	3	6	0	3	12
Robertson (G)	31	4-10	2-7	7-7	3	2	2	2	0	0	17
Veitenheimer (G)	31	3-11	0-4	0-0	2	0	3	0	0	1	6
Murcer	30	7-10	1-3	2-3	8	2	0	1	0	1	17
Penzo	11	0-0	0-0	0-0	0	2	0	0	0	0	0
Lampkin	6	0-0	0-0	1-4	1	1	0	0	0	0	1
Odimgbe	14	0-0	0-0	1-4	5	3	0	1	0	0	1
Totals	200	31-64	3-17	29-38	22	11	11	11	1	7	84
		(.484)	(.176)	(.655)							

Technicals: None; Attendance: 150



BOX SCORES

»GAME 5

CLEMSON 74, OKLAHOMA 62

Nov. 23, 2018 • Bimini, Bahamas • Gateway Christian

CLEMSON	MP	FG	3FG	FT	R	F	A	TO	B	S	TP
Edwards	34	9-17	2-6	4-4	1	2	3	5	0	4	24
Westbrok	33	4-9	1-5	2-2	3	2	2	4	0	4	11
Cotton	29	1-9	0-0	0-0	9	2	1	3	0	1	2
Thornton	36	8-16	0-0	2-5	10	3	0	1	3	1	18
Bennett	18	0-2	0-0	1-2	5	5	0	1	0	0	1
Thomas	14	1-3	1-3	3-3	0	2	2	1	0	1	6
Clegg	3	0-1	0-1	0-0	1	0	0	0	0	0	0
Hosendove	19	3-6	0-0	0-0	4	0	3	3	0	2	6
Blackstock	1	0-0	0-0	0-0	0	0	0	1	0	0	0
Purvis	13	2-3	0-0	2-4	0	2	1	0	0	3	6
Totals	200	28-66	4-15	14-20	39	18	12	19	3	16	74
		(.424)	(.267)	(.700)							

OKLAHOMA	MP	FG	3FG	FT	R	F	A	TO	B	S	TP
Murcer (G)	23	4-6	2-3	0-0	0	2	0	5	0	1	10
Simpson (F)	31	4-6	0-0	0-0	7	2	0	3	0	2	8
Odimgbe (F)	16	2-3	0-0	3-6	7	3	0	2	1	0	7
Williams (G)	32	3-10	0-3	3-4	11	4	1	5	0	1	9
Robertson (G)	29	2-13	2-13	2-2	2	1	3	1	0	2	8
Penzo	5	0-1	0-0	1-2	1	1	1	1	0	0	1
Pellington	22	5-12	1-5	0-6	1	1	4	5	0	1	11
Lampkin	14	1-1	0-0	1-2	1	2	2	1	0	3	3
Williston	4	1-1	0-0	0-0	1	0	0	0	0	0	2
Veitenheimer	28	1-3	1-1	1-4	3	2	6	3	0	2	4
Totals	200	23-54	6-25	10-22	40	16	17	27	1	11	62
		(.426)	(.240)	(.455)							

Technical: None; Attendance: 50

»GAME 6

NEW MEXICO 84, OKLAHOMA 80

Nov. 28, 2018 • Albuquerque, N.M. • Dreamstyle Arena - The Pit

OKLAHOMA	MP	FG	3FG	FT	R	F	A	TO	B	S	TP
Simpson (F)	36	5-9	0-0	0-0	8	4	1	3	1	1	10
Murcer (G)	19	2-4	1-2	4-5	5	1	1	5	0	1	9
Pellington (G)	30	4-17	1-5	5-6	5	4	5	3	0	1	14
Williams (G)	29	7-15	0-1	2-5	6	2	0	4	2	1	16
Robertson (G)	35	8-16	7-13	0-0	4	2	2	3	0	0	23
Penzo	8	0-1	0-0	0-0	3	3	3	3	0	3	0
Lampkin	10	2-4	0-0	0-2	5	1	0	0	0	1	4
Odimgbe	5	0-0	0-0	0-0	1	0	0	1	2	0	0
Veitenheimer	28	1-3	1-1	1-4	3	2	6	3	0	2	4
Totals	200	29-79	10-22	12-22	50	19	18	26	5	10	80
		(.367)	(.455)	(.545)							

NEW MEXICO	MP	FG	3FG	FT	R	F	A	TO	B	S	TP
McClure (F)	30	2-3	0-1	1-3	10	3	2	1	9	1	5
Nunn (C)	24	6-15	0-1	0-0	10	5	0	0	2	1	10
Hurst (G)	36	14-24	9-17	2-4	2	2	1	1	0	2	39
Everett (G)	26	5-12	1-2	2-3	1	1	4	1	1	3	13
Robertson (G)	36	1-13	0-5	3-6	6	3	16	9	0	2	5
Noble	4	0-1	0-1	0-0	0	0	0	1	0	1	0
McGruder	2	0-0	0-0	0-0	0	0	0	0	0	2	0
De La Cerda	16	3-9	0-4	0-0	2	1	1	0	0	2	6
Anderson	24	1-5	0-1	2-2	8	0	0	2	2	3	4
Washington	2	0-0	0-0	0-0	0	0	0	1	0	0	0
Totals	200	32-82	10-32	10-18	48	15	24	16	14	15	84
		(.390)	(.313)	(.556)							

Officials: Kyle Bacon, Michol Murray, Chuck Gonzalez

Technical: New Mexico - Team; Attendance: 5,152



»Madi Williams pulled down a career-high 16 rebounds at Auburn on Nov. 2. The freshman led the team with double-digit boards in 10 games.

»GAME 7

AUBURN 95, OKLAHOMA 79

Nov. 2, 2018 • Auburn, Ala. • Auburn Arena

OKLAHOMA	MP	FG	3FG	FT	R	F	A	TO	B	S	TP
Simpson (F)	27	3-6	0-0	0-0	5	5	4	2	0	1	6
Williams (F)	38	4-9	0-0	2-5	16	2	2	4	1	2	10
Pellington (G)	27	3-10	0-2	5-6	5	2	4	6	0	3	11
Robertson (G)	38	9-18	7-15	2-4	4	2	0	1	0	1	27
Veitenheimer (G)	35	3-5	1-2	1-3	1	2	3	6	0	2	8
Murcer	20	5-9	2-4	3-4	1	2	1	1	0	1	15
Lampkin	14	1-4	0-0	0-4	4	1	0	1	0	1	2
Odimgbe	1	0-0	0-0	0-0	0	1	0	1	0	0	0
Totals	200	28-61	10-23	13-26	39	17	14	21	2	10	79
		(.459)	(.435)	(.500)							

AUBURN	MP	FG	3FG	FT	R	F	A	TO	B	S	TP
Thompson (F)	30	4-7	0-0	6-8	17	1	3	3	0	1	17
Alexander (G)	30	7-15	3-7	2-2	5	1	5	3	0	2	19
Jones (G)	35	6-11	4-9	0-0	3	2	1	2	0	2	16
Primm (G)	26	6-11	0-0	2-3	3	4	1	2	1	3	14
McKay (G)	29	3-11	0-2	0-0	1	4	1	1	0	1	6
Benton	15	5-7	4-5	0-0	0	1	0	0	0	2	14
Moore	11	2-5	2-5	0-0	1	1	1	1	0	0	6
Jackson	9	0-1	0-0	0-0	4	2	0	0	0	0	0
White	3	1-2	0-0	0-0	1	1	0	0	0	0	2
Howard	11	2-4	0-1	0-0	4	1	3	0	0	1	4
Kelly	1	0-0	0-0	0-0	0	0	0	0	0	0	0
Totals	200	36-74	13-29	10-13	39	18	15	12	1	12	95
		(.486)	(.448)	(.769)							

Officials: Jesse Dickerson, Amy Bonner, Brian Garland

Technical: None; Attendance: 1,877



» GAME 8

OKLAHOMA 65, CENTRAL ARKANSAS 52

Dec. 5, 2018 • Norman • Lloyd Noble Center • FSOK+

UCA	MP	FG	3FG	FT	R	F	A	TO	B	S	TP
Hicks (F)	26	4-5	0-0	4-5	5	5	1	3	1	0	12
Orr (G)	38	5-16	1-6	6-8	1	2	2	6	0	3	17
Sells (G)	33	0-8	0-2	2-2	6	4	3	3	0	1	2
Goodner (G)	34	1-6	1-5	0-0	0	0	1	1	0	1	3
Fisher (G)	21	0-5	0-1	0-0	4	2	0	1	0	1	0
Johnson	3	0-2	0-0	0-0	0	1	0	2	0	0	0
Canady	9	4-7	0-0	0-0	3	3	0	2	0	0	8
Thomas	24	2-4	0-0	1-2	4	1	1	3	1	0	5
Langhi	12	2-5	0-1	1-3	6	1	0	1	0	1	5
Totals	200	18-58	2-15	14-20	37	19	8	22	2	7	52

OKLAHOMA	MP	FG	3FG	FT	R	F	A	TO	B	S	TP
Simpson (F)	27	3-8	0-0	0-0	8	3	2	4	0	0	6
Williams (F)	22	4-10	0-1	4-7	5	2	2	5	0	1	12
Pellington (G)	31	8-13	0-2	2-5	2	3	2	3	0	0	18
Robertson (G)	38	4-8	1-3	1-1	5	1	0	3	0	2	5
Veitenheimer (G)	26	2-3	0-1	1-2	2	1	3	5	0	2	5
Murcer	18	4-7	2-3	1-2	5	4	1	1	0	2	11
Lampkin	10	0-2	0-0	0-0	0	0	1	0	1	0	0
Odingbe	17	1-4	0-0	1-1	7	2	0	3	4	0	3
Williston	3	0-1	0-0	0-0	1	0	0	0	0	0	2
Totals	200	28-61	10-23	13-26	39	17	14	21	2	10	79

Officials: Scott Yarbrough, Bryan Enterline, Metta Roberts
Technicals: None; **Attendance:** 2,381

» GAME 9

DEPAUL 87, OKLAHOMA 76

Dec. 9, 2018 • Norman • Lloyd Noble Center • FSSW

DEPAUL	MP	FG	3FG	FT	R	F	A	TO	B	S	TP
Stonewall (F)	29	6-13	0-2	1-3	6	2	1	3	0	3	13
Grays (F)	29	12-19	2-2	0-0	5	2	0	1	0	1	26
Dahlman (G)	20	2-7	0-2	2-2	5	2	3	3	0	0	6
Millender (G)	38	8-13	3-7	0-1	7	1	3	0	0	0	19
Campbell (G)	37	2-5	0-3	0-0	10	4	8	1	0	3	4
Stovall	3	0-1	0-0	0-0	0	0	1	0	0	0	0
Held	19	7-11	3-4	0-0	3	3	1	2	0	0	17
Morris	5	1-3	0-1	0-0	0	2	0	0	0	0	2
Bekelja	16	0-4	0-1	0-0	3	1	2	2	0	0	0
Allen	4	0-1	0-0	0-0	1	2	1	0	0	0	0
Totals	200	38-77	8-22	3-6	44	19	20	12	0	7	87

OKLAHOMA	MP	FG	3FG	FT	R	F	A	TO	B	S	TP
Simpson (F)	40	2-4	0-0	0-0	5	4	2	1	0	1	4
Williams (F)	39	7-14	0-1	4-4	7	2	2	1	0	2	18
Pellington (G)	40	6-18	0-3	7-8	8	2	9	3	0	1	19
Robertson (G)	31	5-7	3-4	6-7	1	4	0	0	0	1	19
Veitenheimer (G)	21	2-6	0-2	3-4	4	1	0	2	0	0	7
Murcer	24	3-7	0-1	3-3	2	1	1	6	0	2	9
Penzo	3	0-0	0-0	0-0	0	0	0	0	0	0	0
Lampkin	2	0-2	0-0	0-0	0	0	0	0	0	0	0
Totals	200	25-58	3-11	23-26	30	14	14	14	0	7	76

Officials: Brian Hall, Cameron Inouye, Brian Garland
Technicals: DePaul - Dahlman; **Attendance:** 2,682

» GAME 10

#1 UCONN 72, OKLAHOMA 63

Dec. 19, 2018 • Norman • Lloyd Noble Center • FSI

UCONN	MP	FG	3FG	FT	R	F	A	TO	B	S	TP
Collier (F)	40	10-15	0-0	3-4	17	1	4	3	2	1	17
Samuelson (F)	40	7-19	1-6	5-5	11	2	1	3	0	4	20
Walker (G)	35	2-9	0-2	0-0	7	2	1	2	1	1	4
Dangerfield (G)	40	3-13	1-7	4-4	2	1	2	1	0	3	11
Williams (G)	35	6-14	0-2	2-2	6	4	2	2	0	0	14
Coombs	3	0-0	0-0	0-0	0	0	0	0	0	0	0
Nelson-Ododa	4	0-0	0-0	0-0	0	2	0	1	0	0	0
Irwin	3	0-0	0-0	0-0	0	0	0	0	1	0	0
Totals	200	28-70	2-17	14-15	46	12	10	12	4	9	72

OKLAHOMA	MP	FG	3FG	FT	R	F	A	TO	B	S	TP
Simpson (F)	39	2-6	0-0	0-0	8	4	2	2	0	0	4
Williams (F)	36	6-15	0-1	0-0	11	3	2	4	2	1	12
Pellington (G)	34	6-18	0-4	4-7	7	4	2	5	1	1	16
Robertson (G)	40	8-15	6-12	1-1	4	2	2	0	0	1	23
Veitenheimer (G)	38	3-8	0-5	0-0	5	2	3	3	0	3	38
Murcer	6	0-0	0-0	0-0	0	0	0	1	0	0	0
Lampkin	7	1-3	0-0	0-0	0	0	0	0	0	0	2
Totals	200	26-65	6-22	5-8	36	15	11	15	3	6	63

Officials: Dee Kantner, Maj Forsberg, Eric Brewton
Technicals: None; **Attendance:** 5,808



» Freshman Taylor Robertson buried six 3-pointers and scored 23 points against No. 1 UConn. She went on to set an OU freshman record by making 105 3-pointers in 2018-19, the second most in single-season program history.



BOX SCORES

» GAME 11

OKLAHOMA 77, SMU 61

Dec. 22, 2019 • Dallas, Texas • Moody Coliseum

OKLAHOMA	MP	FG	3FG	FT	R	F	A	TO	B	S	TP
Simpson (F)	14	0-1	0-0	1-2	1	5	1	3	0	1	1
Pellington (G)	38	9-16	1-4	2-9	7	2	5	1	0	2	21
Williams (G)	31	7-13	0-0	6-10	10	1	0	2	0	1	20
Robertson (G)	33	5-9	5-8	0-0	2	1	3	1	0	0	15
Veitenheimer (G)	37	2-3	1-2	2-2	5	1	7	0	0	3	7
Murcer	11	0-2	0-0	0-0	1	2	0	1	0	1	0
Donica	1	0-1	0-0	0-0	0	0	0	0	0	0	0
Penzo	1	0-0	0-0	0-0	0	0	0	0	0	0	0
Lampkin	13	1-1	0-0	0-1	3	4	1	4	0	0	2
Odimgbe	20	4-5	0-0	3-4	1	4	0	2	0	1	11
Williston	1	0-0	0-0	0-0	0	0	0	0	0	0	0
Totals	200	28-51	7-14	14-28	36	20	17	14	0	9	17
		(.549)	(.500)	(.500)							

SMU	MP	FG	3FG	FT	R	F	A	TO	B	S	TP
Ellis (F)	14	1-4	0-0	0-0	3	3	2	1	0	0	2
Froling (F)	27	3-9	0-0	6-10	9	5	0	3	1	0	12
Cash (F)	22	3-10	0-0	1-2	4	1	1	0	1	0	7
Bacon (G)	31	2-6	0-1	0-0	3	0	3	2	0	3	4
K. White	30	5-15	0-1	1-2	3	4	0	3	0	0	11
Whitfield	29	3-6	0-2	2-2	2	0	6	4	0	1	8
Bayliss	6	0-0	0-0	0-0	1	0	0	0	0	1	0
Olson	1	1-1	0-0	0-0	1	0	0	0	0	0	2
Tollie	18	4-11	1-2	0-0	5	4	1	0	0	1	9
J. White	22	2-4	1-2	1-2	1	2	1	0	0	1	6
Totals	200	24-66	2-8	11-18	38	19	14	13	2	7	61
		(.364)	(.250)	(.611)							

Officials: Maj Forsberg, Bryan Enterline, Denise Brooks

Technical: None; Attendance: 1,191

» GAME 12

OKLAHOMA 66, TEXAS TECH 61

Jan. 2, 2019 • Norman • Lloyd Noble Center • FSOK

TEXAS TECH	MP	FG	3FG	FT	R	F	A	TO	B	S	TP
Brewer (F)	28	6-16	1-3	0-0	9	3	0	3	6	0	13
Sanders (F)	33	2-2	0-0	1-2	16	4	0	2	0	2	5
Goodson (G)	40	2-7	1-6	2-2	7	3	0	3	0	0	7
Sidney (G)	36	4-13	0-2	1-4	8	3	5	5	0	1	9
Carr (G)	34	7-23	1-10	4-6	1	3	4	6	0	1	19
DeGrate	19	4-8	0-0	0-1	8	3	0	1	0	0	8
Hayden	10	0-1	0-1	0-0	1	0	0	0	0	0	0
Totals	200	25-70	3-22	8-15	55	19	9	20	6	4	61
		(.357)	(.136)	(.533)							

OKLAHOMA	MP	FG	3FG	FT	R	F	A	TO	B	S	TP
Simpson (F)	23	1-2	0-0	0-0	7	3	6	2	0	0	2
Williams (F)	28	4-15	0-0	2-4	11	5	1	3	0	1	10
Pellington (G)	27	8-16	0-0	2-3	5	2	4	3	2	4	18
Robertson (G)	35	6-16	3-9	2-2	7	0	0	0	0	2	17
Veitenheimer (G)	38	3-9	1-3	1-2	5	3	4	1	1	1	8
Murcer	7	0-1	0-0	0-0	1	0	0	2	0	0	0
Lampkin	3	0-0	0-0	0-2	1	0	0	0	0	0	0
Llanusa	25	3-16	2-6	3-6	6	3	3	0	0	0	11
Odimgbe	14	0-0	0-0	0-0	1	3	0	0	0	0	0
Totals	200	25-75	6-18	10-19	47	19	18	11	3	9	66
		(.333)	(.333)	(.526)							

Officials: Dee Kantner, Gina Cross, Michael McConnell

Technical: None; Attendance: 2,578

» GAME 13

KANSAS STATE 86, OKLAHOMA 56

Jan. 5, 2019 • Manhattan, Kan. • Bramlage Coliseum

K-STATE	MP	FG	3FG	FT	R	F	A	TO	B	S	TP
Williams (F)	34	6-9	0-0	2-2	12	0	6	1	0	0	14
Jones (F)	19	3-3	0-0	2-2	5	4	0	0	2	3	8
Goth (G)	35	5-0	2-4	4-5	1	1	5	2	0	2	16
Ranke (G)	33	7-14	5-11	0-0	4	1	6	0	0	4	19
Carr (G)	29	5-12	4-8	0-0	2	3	3	3	0	0	14
Simmons	7	0-1	0-0	0-0	2	1	3	0	0	0	0
Wiggins	2	0-0	0-0	0-0	2	1	3	0	0	0	0
Macke	6	2-2	0-0	0-0	2	1	0	2	1	0	4
Beard	13	1-3	0-0	2-2	1	5	0	5	0	1	4
Ray	11	2-2	0-0	1-2	2	3	1	2	0	5	
Lakes	11	1-3	0-0	0-1	1	4	0	0	3	1	2
Totals	200	32-59	11-23	11-14	34	23	24	18	6	12	86
		(.542)	(.478)	(.786)							

OKLAHOMA	MP	FG	3FG	FT	R	F	A	TO	B	S	TP
Simpson (F)	33	0-2	0-0	2-4	5	2	2	5	0	0	2
Williams (F)	28	2-8	0-1	2-2	5	3	0	3	0	1	6
Pellington (G)	27	1-10	0-2	2-2	2	4	4	3	0	0	4
Robertson (G)	33	2-6	2-5	6-6	2	4	0	2	0	2	12
Veitenheimer (G)	25	1-6	0-3	2-2	1	1	1	4	0	3	4
Murcer	18	3-6	1-4	0-0	3	0	2	3	0	0	7
Lampkin	7	2-3	0-0	1-2	3	0	1	2	0	0	5
Llanusa	17	3-9	2-7	6-8	5	2	0	2	0	1	14
Odimgbe	10	0-0	0-0	2-4	2	1	0	0	0	1	2
Williston	2	0-0	0-0	0-0	0	0	0	0	0	0	0
Totals	200	14-50	5-22	23-30	31	17	10	24	0	8	56
		(.280)	(.227)	(.767)							

Officials: Jesse Dickerson, Brian Garland, Nykeshia Thompson

Technical: None; Attendance: 6,181



» After missing OU's second through 11th games of the year due to injury, Ana Llanusa led the team in scoring nine times. In her return to the court on Jan. 2, she chipped in 11 points as the Sooners defeated Texas Tech 66-61.



» Tatum Veitenheimer stuffed the stat sheet at Iowa State on Jan. 19, scoring nine points, pulling down seven rebounds and adding five assists.

» GAME 14

#11 TEXAS 73, OKLAHOMA 63

Jan. 9, 2019 • Austin, Texas • Frank Erwin Center • LHN

OKLAHOMA	MP	FG	3FG	FT	R	F	A	TO	B	S	TP
Simpson (F)	36	4-12	0-0	2-2	6	3	5	2	0	2	10
Lampkin (F)	6	2-3	0-0	0-0	2	3	1	1	0	0	4
Llanusa (G)	14	3-10	1-3	0-0	1	5	0	0	0	2	7
Robertson (G)	40	4-9	3-8	2-2	1	1	2	0	5	13	13
Veitenheimer (G)	40	4-8	0-2	0-0	6	4	3	4	0	1	8
Murcer	18	1-3	1-3	0-0	1	1	0	1	0	0	3
Pellington	8	0-5	0-0	0-0	3	1	1	2	0	0	0
Odimgbe	2	0-0	0-0	0-0	0	1	0	0	0	0	0
Williams	36	8-13	1-3	1-5	6	2	1	2	0	1	18
Totals	200	26-63	6-19	5-9	39	22	12	14	0	11	63

(.413) (.316) (.556)

TEXAS	MP	FG	3FG	FT	R	F	A	TO	B	S	TP
Aborowa (F)	9	1-2	0-0	0-0	2	2	0	1	0	1	2
Holmes (F)	26	3-11	0-1	4-10	14	2	4	0	2	14	14
Sutton (G)	27	3-6	0-1	11	2	3	4	3	0	0	7
Williams (G)	38	4-11	3-8	0-0	1	2	3	1	0	0	11
Littleton (G)	33	5-14	1-6	4-5	5	2	1	2	0	1	15
Allen-Taylor	5	0-0	0-0	0-0	1	0	1	0	0	0	0
Underwood	18	0-0	0-0	0-0	1	1	1	1	0	0	0
Warren	18	3-3	0-0	0-2	0	1	0	2	0	1	6
Collier	11	3-4	0-0	3-5	8	0	2	1	0	9	9
White	22	6-9	0-0	1-1	9	1	2	2	1	0	13
Totals	200	28-60	4-16	13-24	46	14	14	18	2	6	73

(.467) (.250) (.542)

Officials: Tina Napier, Lisa Jones, Bryan Enterline
 Technicals: None; Attendance: 3,494

» GAME 15

WEST VIRGINIA 66, OKLAHOMA 55

Jan. 13, 2019 • Norman • Lloyd Noble Center • FSSW

W. VIRGINIA	MP	FG	3FG	FT	R	F	A	TO	B	S	TP
Ekhelar (F)	12	0-3	0-0	0-0	5	3	0	1	3	0	0
Davenport (G)	27	4-8	2-4	0-0	6	3	1	2	0	1	10
Martin (G)	40	7-14	4-9	2-4	7	3	2	4	0	4	20
Rudd (G)	38	3-11	0-5	6-8	7	1	4	3	1	4	12
Smith (G)	37	2-9	1-6	4-4	3	4	6	6	0	1	9
Staples	11	0-3	0-0	2-2	1	1	0	0	0	0	2
Jordan	11	1-2	1-2	0-0	2	2	0	1	0	0	3
Niblack	24	4-13	0-0	2-6	9	5	0	1	1	1	10
Totals	200	21-63	8-26	16-24	46	22	13	19	5	11	66

(.333) (.308) (.667)

OKLAHOMA	MP	FG	3FG	FT	R	F	A	TO	B	S	TP
Simpson (F)	33	2-9	0-0	0-2	7	2	2	6	0	0	4
Williams (F)	24	2-6	0-0	0-2	5	5	1	2	0	1	4
Llanusa (G)	18	4-7	2-3	2-2	0	3	0	3	0	1	12
Robertson (G)	39	4-10	3-5	2-2	5	4	2	3	0	3	13
Veitenheimer (G)	37	3-7	1-1	0-0	8	4	5	6	0	1	7
Murcer	9	0-2	0-1	2-2	0	0	0	0	0	0	2
Penzo	2	0-0	0-0	0-0	0	0	0	0	0	0	0
Pellington	27	3-6	0-1	6-10	4	5	5	3	1	2	12
Lampkin	6	0-2	0-0	0-0	0	1	0	0	0	1	0
Odimgbe	5	0-0	0-0	1-2	1	0	0	0	0	0	1
Totals	200	18-49	6-11	13-22	35	24	15	23	1	9	55

(.367) (.545) (.591)

Officials: Mark Zentz, Cameron Inouye, Maj Forsberg
 Technicals: None; Attendance: 3,171

» GAME 16

#18 IOWA STATE 104, OKLAHOMA 78

Jan. 19, 2019 • Ames, Iowa • Hilton Coliseum • Cyclones.tv

OKLAHOMA	MP	FG	3FG	FT	R	F	A	TO	B	S	TP
Murcer (G)	24	6-10	2-2	4-6	4	3	1	1	0	0	18
Simpson (F)	17	0-3	0-0	1-2	1	2	1	2	0	0	1
Williams (F)	16	0-5	0-1	1-2	5	5	1	2	1	1	1
Robertson (G)	25	2-6	0-3	2-3	2	4	0	0	0	0	6
Veitenheimer (G)	36	4-12	0-2	1-2	7	2	5	5	0	3	9
Donica	4	0-1	0-0	0-0	1	1	0	0	0	0	0
Pellington	8	0-1	0-0	2-2	1	1	1	1	0	0	2
Lampkin	14	1-2	0-0	1-2	2	2	1	3	1	0	3
Llanusa	33	8-18	4-8	15-18	5	5	0	3	0	4	35
Odimgbe	20	0-2	0-0	3-4	10	4	1	2	1	0	3
Williston	3	0-1	0-0	0-0	0	0	0	0	0	0	0
Totals	200	21-61	6-16	30-41	40	29	11	19	3	10	78

(.344) (.375) (.700)

IOWA STATE	MP	FG	3FG	FT	R	F	A	TO	B	S	TP
Wise	32	6-14	5-10	0-0	8	0	3	0	1	0	17
Carleton	23	4-8	2-3	2-4	7	4	7	2	3	3	13
Joens	26	8-13	6-10	3-4	4	4	2	5	0	1	25
Scott	10	4-5	0-0	1-1	2	4	0	1	1	0	9
Middleton	26	5-11	1-3	3-4	2	2	5	3	0	2	14
Johnson	3	0-0	0-0	0-0	0	2	1	1	0	0	0
Washington	9	1-2	1-2	2-2	0	3	1	1	0	1	5
Thurmon	8	1-2	0-0	0-0	2	2	2	0	0	0	2
Camber	24	1-6	1-6	2-4	1	1	2	2	2	0	5
Mills	3	0-1	0-0	1-1	0	0	0	0	0	0	1
Nezerwa	14	0-1	0-0	0-0	2	4	0	1	2	0	0
Burkhal	22	4-6	0-0	6-6	10	4	2	1	0	0	14
Totals	200	34-69	16-34	20-25	45	29	25	18	9	7	104

(.493) (.471) (.800)

Officials: Brian Hall, Tiara Cruse, Bill Larence
 Technicals: None; Attendance: 9,758



BOX SCORES

»GAME 17

TCU 86, OKLAHOMA 71

Jan. 22, 2019 • Fort Worth, Texas • Schollmaier Arena • FS1

OKLAHOMA	MP	FG	3FG	FT	R	F	A	TO	B	S	TP
Simpson (F)	24	1-3	0-0	0-0	4	3	2	3	0	0	2
Williams (F)	37	6-13	0-0	2-4	8	4	1	3	1	2	14
Llanusa (G)	29	1-7	1-7	5-5	1	2	0	2	0	4	8
Robertson (G)	22	2-4	1-2	0-0	1	1	1	2	0	0	5
Veitenheimer (G)	14	0-1	0-0	0-0	3	0	2	4	0	0	0
Murcer	26	5-8	3-3	0-0	4	1	3	2	0	2	13
Penzo	4	0-1	0-0	0-0	1	2	1	0	0	0	0
Pellington	25	10-18	0-1	4-6	1	4	1	4	0	0	24
Lampkin	3	0-0	0-0	0-0	0	0	0	0	1	0	0
Odimgbe	16	1-1	0-0	3-4	4	4	0	0	4	1	5
Totals	200	26-56	5-13	14-19	32	21	11	21	6	9	71

(.464) (.385) (.737)

TCU	MP	FG	3FG	FT	R	F	A	TO	B	S	TP
Okonkwo (F)	32	6-16	2-7	2-3	6	2	1	3	1	3	16
Akomolafe (F)	29	2-8	0-0	2-2	5	2	6	1	1	1	6
Moore (C)	34	10-15	0-0	5-6	14	2	2	0	4	2	25
Heard (F)	23	6-9	3-5	3-4	3	4	6	2	0	2	18
Ray (G)	39	2-8	1-6	3-4	4	2	2	2	2	2	8
Payne	4	0-1	0-0	0-0	0	1	0	0	0	0	0
Morris	2	0-1	0-0	0-0	0	1	0	0	0	0	0
Woods	30	3-5	0-1	4-4	1	2	3	1	0	2	10
Crain	1	0-0	0-0	0-0	0	1	0	0	0	0	0
Vann	6	1-3	0-1	1-1	0	1	1	0	0	0	3
Totals	200	30-66	6-20	20-24	36	18	21	13	8	12	86

(.455) (.300) (.833)

Officials: Lisa Jones, Michael McConnell, Amy Bonner

Technical: None; Attendance: 1,929



» Jessi Murcer notched 13 points on 5-for-8 shooting at TCU on Jan. 22 and went 3-for-3 from beyond the arc. In 2018-19, Murcer led all Big 12 guards with a .476 field goal percentage.

»GAME 18

#2 BAYLOR 74, OKLAHOMA 53

Jan. 27, 2019 • Norman • Lloyd Noble Center • FSN

BAYLOR	MP	FG	3FG	FT	R	F	A	TO	B	S	TP
Cox (F)	33	3-12	1-4	0-0	12	3	3	1	2	1	7
Brown (C)	28	7-10	0-0	6-6	6	3	2	1	1	1	20
Richards (G)	18	0-3	0-0	1-2	3	4	0	0	0	0	1
Landrum (G)	38	9-20	2-8	1-2	2	2	2	1	1	2	21
Jackson (G)	28	5-11	0-0	0-0	2	1	8	2	0	1	10
Smith	19	4-7	0-0	1-1	6	2	0	3	0	1	9
Oliver	2	101	909	909	1	0	0	0	0	0	2
Scott-Grayson	2	0-0	0-0	0-0	1	1	0	0	0	0	0
DeCosta	5	0-2	0-1	0-2	1	0	0	1	0	0	0
Ursin	18	1-7	0-1	0-0	4	2	6	4	0	2	2
Egbo	7	1-2	0-0	0-0	2	2	0	1	2	0	2
Bickle	2	0-1	0-0	0-0	1	0	0	0	0	1	0
Totals	200	31-76	3-14	9-13	50	20	21	17	6	9	74

(.408) (.214) (.692)

OKLAHOMA	MP	FG	3FG	FT	R	F	A	TO	B	S	TP
Simpson (F)	21	1-2	0-0	1-1	4	2	1	4	0	0	3
Williams (F)	31	5-13	1-1	0-0	8	3	1	2	2	1	11
Murcer (G)	25	0-3	0-3	1-2	2	0	1	2	0	1	1
Llanusa (G)	26	0-8	0-5	5-6	2	4	0	3	0	0	5
Robertson (G)	40	5-11	3-8	8-8	2	1	0	2	0	1	21
Pellington	10	0-1	0-1	3-6	4	0	2	3	0	0	3
Lampkin	12	2-5	0-1	1-2	2	2	0	3	0	0	5
Odimgbe	17	1-4	0-0	0-0	3	5	0	3	2	0	2
Williston	1	0-0	0-0	0-0	0	0	0	0	0	0	0
Veitenheimer	17	1-2	0-0	0-0	1	2	2	2	0	2	2
Totals	200	15-49	4-19	19-25	21	18	7	25	4	5	53

(.464) (.385) (.737)

Officials: Bryan Enterline, Nykeshia Thompson, Brian Garland

Technical: None; Attendance: 3,478

»GAME 19

KANSAS 88, OKLAHOMA 79

Jan. 30, 2019 • Lawrence, Kan. • Allen Fieldhouse • ESPN+

OKLAHOMA	MP	FG	3FG	FT	R	F	A	TO	B	S	TP
Simpson (F)	36	4-7	0-0	2-2	8	2	2	7	0	0	10
Murcer (G)	31	3-5	2-4	1-2	3	5	4	3	0	1	9
Llanusa (G)	27	4-10	2-4	6-7	2	4	3	5	0	0	16
Williams (G)	12	2-3	0-0	2-2	3	5	1	2	0	0	6
Robertson (G)	35	3-8	3-7	0-0	5	3	3	1	0	0	9
Pellington	27	8-15	1-1	8-11	7	5	4	2	0	1	25
Lampkin	6	0-3	0-0	0-0	0	0	0	0	0	0	0
Odimgbe	15	2-2	0-0	0-0	6	1	1	2	1	0	4
Veitenheimer	11	0-1	0-0	0-0	3	2	3	2	0	0	0
Totals	200	26-54	8-16	19-24	41	27	21	24	1	2	79

(.481) (.500) (.792)

KANSAS	MP	FG	3FG	FT	R	F	A	TO	B	S	TP
Richardson (F)	33	6-12	4-6	4-4	7	3	2	0	0	2	20
Helgren (C)	17	1-1	0-0	0-0	4	2	0	3	0	0	2
Lyons (G)	36	7-15	1-4	8-9	1	2	4	2	0	1	23
Osorio (G)	7	0-3	0-2	0-0	2	0	1	0	1	0	1
Kopatich (G)	40	4-12	2-9	10-10	2	2	1	2	1	5	20
Lott	18	2-2	0-0	6-6	5	3	0	0	0	3	10
De Carvalho	21	3-10	1-6	3-3	2	0	1	0	0	1	10
Thomas	5	0-2	0-1	1-2	0	2	0	0	0	0	1
Ramlho	11	0-1	0-1	0-0	1	3	5	1	0	0	0
Mitchell	6	0-2	0-1	0-0	1	1	1	0	0	0	0
Franklin	2	0-1	0-0	0-0	0	1	0	1	0	0	0
Boric	4	1-1	0-0	0-0	1	1	0	1	1	0	2
Totals	200	24-62	8-30	32-34	29	23	14	11	2	13	88

(.387) (.267) (.941)

Officials: Tina Napier, Doug Knight, Tiffany Byrd

Technical: None; Attendance: 2,269



» GAME 20

#12 TEXAS 76, OKLAHOMA 67

Feb. 2, 2019 • Norman • Lloyd Noble Center • FSSW

TEXAS	MP	FG	3FG	FT	R	F	A	TO	B	S	TP
Underwood (F)	28	1-5	0-1	0-0	5	2	2	0	0	2	2
Holmes (F)	31	6-15	0-1	2-7	10	4	4	4	0	1	14
White (C)	26	7-10	0-0	3-3	7	5	1	1	0	2	17
Sutton (G)	32	3-9	1-3	3-4	7	2	6	4	0	4	10
Williams (G)	31	5-9	3-6	0-0	0	3	0	0	0	0	13
Littleton	19	14-9	1-5	0-0	3	2	2	2	0	0	9
Allen-Taylor	12	0-2	0-1	0-2	0	1	1	0	0	0	0
Aborowa	7	2-4	0-0	1-1	3	3	0	1	0	0	5
Collier	14	2-4	0-1	2-2	2	1	0	4	0	1	6
Totals	200	30-67	5-18	11-19	41	23	16	17	0	10	76

OKLAHOMA	MP	FG	3FG	FT	R	F	A	TO	B	S	TP
Simpson (F)	16	2-4	0-0	0-0	2	4	0	1	0	0	4
Williams (F)	30	4-15	0-1	8-12	7	5	3	6	0	2	16
Murcer (G)	27	2-9	1-4	0-0	4	2	2	2	0	2	5
Llanusa (G)	32	6-13	1-4	4-5	5	2	1	2	0	0	17
Robertson (G)	36	2-5	1-3	3-4	2	0	1	3	0	1	8
Lampkin	10	2-3	0-0	2-2	2	1	0	1	0	0	6
Odingbe	24	3-4	0-0	1-2	2	7	0	3	1	0	7
Veitenheimer	25	1-2	0-1	2-2	3	5	2	2	0	0	4
Totals	200	22-55	3-13	20-27	37	21	9	20	1	5	67

Officials: Mark Zentz, Jesse Dickerson, Gina Cross
 Technicals: None; Attendance: 4,026

» GAME 21

OKLAHOMA STATE 84, OKLAHOMA 74

Feb. 6, 2019 • Stillwater, Okla. • Gallagher-Iba Arena • FSN

OKLAHOMA	MP	FG	3FG	FT	R	F	A	TO	B	S	TP
Simpson (F)	33	3-6	0-0	0-0	11	4	6	2	0	2	6
Murcer (G)	34	7-12	0-2	1-2	1	2	5	5	0	5	15
Llanusa (G)	32	4-16	4-10	4-6	1	2	2	0	0	3	16
Williams (G)	20	4-8	0-0	6-7	5	4	1	1	0	1	14
Robertson (G)	37	4-7	3-4	0-0	4	5	1	2	0	0	11
Penzo	3	0-0	0-0	0-0	2	1	1	0	0	0	0
Lampkin	7	1-1	0-0	0-0	2	0	2	0	1	0	0
Odingbe	6	0-0	0-0	1-2	1	3	0	0	1	0	1
Veitenheimer	15	1-4	0-1	0-0	1	2	1	3	0	0	2
Totals	200	27-63	7-19	13-19	36	26	17	16	1	11	74

OSU	MP	FG	3FG	FT	R	F	A	TO	B	S	TP
De Lapp (F)	14	1-3	0-1	0-0	7	3	0	0	1	0	2
Gray (F)	39	11-16	1-2	10-11	3	1	2	3	1	0	33
Jones (F)	24	3-4	2-3	0-0	9	1	4	3	0	0	8
Miller (G)	33	2-15	1-3	4-4	6	3	3	5	2	1	9
Asberry (G)	18	3-8	0-4	2-2	0	3	1	1	0	2	8
Gerlich	8	0-3	0-2	0-0	0	1	1	1	0	0	0
Gnanou	10	3-5	0-0	1-3	6	1	0	0	0	0	7
Hobbs	32	4-8	4-8	5-6	2	2	3	2	0	0	17
Winchester	6	0-0	0-0	0-0	2	2	0	1	0	1	0
Castro	10	0-1	0-1	0-0	3	2	1	0	0	0	0
de Sousa	6	0-0	0-0	0-0	3	0	1	1	0	0	0
Totals	200	27-63	8-24	22-26	44	19	16	17	4	4	84

Officials: Brian Garland, Kevin Pethtel, Lisa Jones
 Technicals: None; Attendance: 2,009

» GAME 22

KANSAS STATE 83, OKLAHOMA 75

Feb. 10, 2019 • Norman • Lloyd Noble Center • FSOK

K-STATE	MP	FG	3FG	FT	R	F	A	TO	B	S	TP
Williams (F)	36	6-19	1-4	0-0	10	1	1	2	1	4	13
Jones (F)	19	3-6	0-0	2-2	0	4	3	0	0	0	8
Goth (G)	40	3-8	1-1	6-8	6	2	12	3	0	4	13
Ranke (G)	34	8-15	8-14	0-0	1	4	3	6	0	1	24
Carr (G)	19	6-9	3-6	0-0	2	1	0	1	0	0	15
Simmons	7	0-0	0-0	0-0	0	1	0	0	0	0	0
Macke	14	0-1	0-1	0-0	2	1	0	1	0	0	0
Beard	22	4-7	1-2	1-5	4	1	0	3	1	1	10
Ray	9	0-1	0-0	0-0	1	3	0	0	0	0	0
Totals	200	30-66	14-28	9-15	31	21	20	20	2	11	83

OKLAHOMA	MP	FG	3FG	FT	R	F	A	TO	B	S	TP
Simpson (F)	20	1-2	0-0	1-2	4	2	4	4	0	3	3
Williams (F)	26	5-12	0-0	0-0	5	4	1	4	0	2	10
Murcer (G)	23	4-7	2-3	0-0	1	2	2	2	0	1	10
Llanusa (G)	36	10-20	5-14	8-9	2	4	0	7	0	5	33
Robertson (G)	19	0-0	0-0	2-2	1	0	0	0	0	0	2
Penzo	20	1-5	0-0	0-0	2	2	5	3	0	1	2
Lampkin	12	1-2	0-0	0-0	3	0	1	2	0	0	2
Odingbe	7	1-2	0-0	2-4	8	2	0	0	1	0	4
Veitenheimer	27	2-5	1-2	4-4	5	3	4	3	0	1	9
Totals	200	25-55	8-19	17-21	38	19	17	26	1	13	75

Officials: Scott Yarbrough, Roy Gulbeyan, Metta Roberts
 Technicals: None; Attendance: 3,005



» Ana Llanusa exploded for 33 points at Kansas State on Feb. 10. The Choctaw, Okla., product set an OU record with six straight games with 20-plus points from Feb. 10-25. Her three contests with 30-plus points tied for the most by a Sooner in a single season.



BOX SCORES

>>GAME 23

OKLAHOMA 78, KANSAS 67

Feb. 13, 2019 • Norman • Lloyd Noble Center • FSOK

KANSAS	MP	FG	3FG	FT	R	F	A	TO	B	S	TP
Richardson (F)	35	7-1	13-4	0-0	5	3	2	2	0	2	17
Lott (C)	10	2-4	0-0	0-0	3	2	0	1	2	1	4
Lyons (G)	19	3-7	0-2	0-0	1	0	3	1	0	1	6
Thomas (G)	28	5-15	1-8	0-0	4	2	2	0	0	1	11
Kopatich (G)	32	3-7	1-5	2-2	4	3	1	1	0	2	9
Osorio	9	0-3	0-3	2-2	0	2	1	2	0	0	2
Washington	23	2-11	2-7	2-2	1	3	6	3	0	2	8
De Carvalho	4	0-0	0-0	0-0	1	1	0	0	0	0	0
Ramlho	4	0-2	0-1	0-0	0	0	0	1	0	0	0
Mitchell	5	0-1	0-0	0-0	0	0	0	0	0	0	0
Franklin	11	1-3	0-0	0-0	3	0	2	1	0	0	1
Helgren	20	4-4	0-0	0-0	6	2	0	1	0	0	8
Totals	200	27-68	7-30	6-6	30	18	16	13	2	10	67

(.397) (.233) (.100)

OKLAHOMA	MP	FG	3FG	FT	R	F	A	TO	B	S	TP
Simpson (F)	37	4-9	0-0	0-0	7	2	4	1	0	1	8
Williams (F)	32	7-15	0-0	4-7	11	2	2	2	1	1	18
Murcer (G)	26	4-7	1-1	3-4	6	2	0	3	0	0	12
Llanusa (G)	39	7-14	1-3	6-7	4	3	2	2	0	2	21
Robertson (G)	30	3-7	2-6	2-2	5	0	1	1	0	1	10
Penzo	11	0-1	0-0	0-0	2	2	3	2	0	0	0
Pellington	8	1-3	0-0	0-0	1	0	0	4	0	1	2
Lampkin	8	2-2	0-0	0-0	2	0	0	1	0	0	4
Odimgbe	3	0-0	0-0	0-0	0	0	0	0	0	0	0
Veitenheimer	6	1-1	1-1	0-0	0	0	1	3	0	0	3
Totals	200	29-59	5-11	15-20	44	12	14	20	1	6	78

(.492) (.455) (.750)

Officials: Gina Cross, Brian Hall, Michael McConnell

Technical: None; Attendance: 2,643



>> Madi Williams had a double-double in OU's win over Kansas on Feb. 13 as she scored 18 points and pulled down 11 rebounds. Williams led all Big 12 freshmen and ranked seventh in the league with seven double-doubles on the year.

>>GAME 24

#1 BAYLOR 87, OKLAHOMA 53

Feb. 16, 2019 • Waco, Texas • Ferrell Center • FSSW+

OKLAHOMA	MP	FG	3FG	FT	R	F	A	TO	B	S	TP
Simpson (F)	21	2-7	0-0	0-0	4	5	0	2	0	0	4
Murcer (G)	33	3-7	0-1	1-2	1	0	2	2	0	0	7
Llanusa (G)	38	7-18	5-10	12-12	4	2	0	2	0	0	31
Williams (G)	30	1-12	0-0	1-2	4	4	2	4	0	0	3
Robertson (G)	29	1-8	1-6	0-0	2	2	0	0	1	2	3
Penzo	2	0-0	0-0	0-0	0	1	0	1	0	0	0
Pellington	4	1-5	0-0	0-0	1	2	1	2	0	0	2
Lampkin	10	0-0	0-0	0-0	1	2	1	2	0	0	0
Odimgbe	19	1-4	0-0	1-2	6	3	0	0	3	0	3
Veitenheimer	14	0-1	0-0	0-0	1	1	0	2	0	0	0
Totals	200	16-62	6-18	15-18	28	20	6	15	4	2	53

(.258) (.333) (.833)

BAYLOR	MP	FG	3FG	FT	R	F	A	TO	B	S	TP
Cox (F)	23	6-12	0-0	2-2	9	0	3	1	7	0	14
Brown (C)	17	3-4	0-0	2-3	8	2	3	2	2	1	8
Richards (G)	20	0-5	0-0	0-0	4	1	3	1	0	1	0
Landrum (G)	24	4-9	1-4	0-1	4	0	3	1	0	0	9
Jackson (G)	28	10-13	0-0	4-4	2	0	2	1	0	2	24
Smith	18	4-7	0-0	0-2	6	2	0	1	1	0	8
Oliver	8	0-0	0-0	0-0	2	4	3	1	0	0	0
Scott-Grayson	12	2-7	0-2	1-2	2	3	1	1	1	0	8
DeCosta	13	4-7	1-1	0-2	2	3	1	1	1	0	8
Ursin	13	2-4	1-2	0-0	4	1	4	0	1	2	5
Egbo	17	2-6	0-0	1-2	10	3	1	2	0	0	5
Bickle	7	0-0	0-0	1-2	4	2	1	0	0	0	1
Totals	200	37-74	2-9	11-20	59	19	26	14	12	8	87

(.500) (.222) (.550)

Officials: Beverly Roberts, Mark Zentz, Maj Forsberg

Technical: None; Attendance: 6,168

>>GAME 25

#20 IOWA STATE 91, OKLAHOMA 70

Feb. 20, 2019 • Norman • Lloyd Noble Center • FSOK+

IOWA STATE	MP	FG	3FG	FT	R	F	A	TO	B	S	TP
Wise (F)	35	5-8	4-6	0-0	4	1	4	2	1	0	14
Scott (C)	23	7-10	0-3	2-2	4	2	1	1	1	0	16
Carleton (G)	36	11-17	4-8	2-2	10	4	3	1	0	2	28
Joens (G)	34	4-13	3-11	2-4	3	4	2	2	0	1	13
Middleton (G)	30	5-12	0-2	0-0	5	2	9	4	0	3	10
Johnson	11	0-2	0-0	0-0	3	0	0	2	2	0	0
Washington	2	0-1	0-0	0-0	0	0	0	0	0	1	0
Thurmon	2	0-1	0-0	0-0	2	0	0	0	0	0	0
Camber	7	1-2	0-1	1-2	2	0	0	0	0	0	7
Nezerwa	10	1-4	0-0	0-0	3	3	1	1	0	1	2
Burkhal	10	1-3	0-0	3-3	4	1	0	0	0	0	5
Totals	200	35-73	11-33	10-13	42	19	22	16	2	8	91

(.400) (.333) (.769)

OKLAHOMA	MP	FG	3FG	FT	R	F	A	TO	B	S	TP
Williams (F)	37	4-13	0-0	1-2	12	4	3	3	1	2	9
Murcer (G)	31	6-9	2-3	0-0	2	1	2	3	0	1	14
Llanusa (G)	30	6-16	2-8	6-9	2	4	2	5	0	4	20
Robertson (G)	24	1-3	1-3	0-0	1	0	1	0	0	0	3
Veitenheimer (G)	24	0-2	0-2	3-4	1	2	3	2	0	1	1
Simpson	11	0-0	0-0	0-2	4	0	0	2	0	0	0
Penzo	3	0-0	0-0	0-0	0	2	2	0	0	0	0
Pellington	22	7-13	0-0	0-0	3	0	2	0	0	0	6
Lampkin	12	3-6	0-0	0-0	3	0	0	2	0	0	6
Odimgbe	6	0-1	0-0	1-2	4	1	1	2	1	0	1
Totals	200	27-63	5-16	11-19	37	16	14	19	2	8	70

(.429) (.313) (.579)

Officials: Felicia Grinter, Lisa Jones, Jesse Dickerson

Technical: None; Attendance: 8,251



» GAME 26

OKLAHOMA 80, WEST VIRGINIA 69

Feb. 23, 2019 • Morgantown, W.Va. • WVU Coliseum • AT&T

OKLAHOMA	MP	FG	3FG	FT	R	F	A	TO	B	S	TP
Simpson (F)	25	2-5	0-0	2-2	1	5	2	3	0	1	6
Williams (F)	19	3-5	0-0	0-0	3	5	6	1	2	1	1
Murcer (G)	40	4-8	0-3	6-6	9	3	5	5	0	0	14
Llanusa (G)	38	10-17	4-8	2-2	2	5	3	1	0	2	26
Robertson (G)	40	6-8	0-0	0-0	3	2	0	2	0	0	18
Penzo	7	1-1	0-0	0-0	2	1	1	2	0	0	2
Lampkin	18	1-3	0-1	2-4	10	3	1	2	0	0	4
Odimgbe	11	0-3	0-0	0-0	2	3	0	1	0	1	0
Veitenheimer	24	0-2	0-2	3-4	1	2	3	2	0	1	1
Totals	200	27-51	10-20	16-20	40	29	13	19	1	5	80
		(.529)	(.500)	(.800)							

W. VIRGINIA	MP	FG	3FG	FT	R	F	A	TO	B	S	TP
Davenport (F)	40	7-17	3-7	2-2	8	2	2	3	1	3	19
Ekhelar (C)	11	0-0	0-0	0-0	1	2	0	1	1	0	0
Martin (G)	40	7-19	1-7	7-10	4	3	0	1	0	2	22
Rudd (G)	27	3-9	1-4	0-0	2	1	1	1	0	1	7
Smith (G)	40	1-0	1-5	202	5	4	7	1	0	2	5
Staples	1	0-1	0-0	0-2	0	1	0	0	0	0	0
Niblack	28	4-7	0-0	6-11	7	4	2	1	3	0	14
Pardee	13	1-3	0-1	0-0	1	0	1	1	0	0	2
Totals	200	23-65	6-25	17-27	32	17	13	9	5	8	69
		(.354)	(.250)	(.630)							

Officials: Tina Napier, Doug Knight, Nykesha Thompson
 Technicals: None; Attendance: 4,823

» GAME 27

OKLAHOMA 75, OKLAHOMA STATE 66

Feb. 25, 2019 • Norman • Lloyd Noble Center • FS1

OSU	MP	FG	3FG	FT	R	F	A	TO	B	S	TP
Gray (F)	40	8-20	0-0	1-2	2	2	4	1	0	3	17
Jones (F)	25	1-3	1-2	0-0	5	2	0	0	2	1	3
DeLapp (C)	25	6-9	0-0	0-0	6	3	0	1	4	0	12
Miller (G)	36	4-17	0-5	0-0	4	3	2	2	0	2	8
Asberry (G)	16	0-5	0-3	1-2	0	1	1	1	0	1	1
Gerlich	6	0-1	0-1	0-0	0	0	0	1	0	0	0
Gnanou	11	4-5	0-0	2-2	6	0	0	1	2	0	10
Hobbs	23	4-9	3-6	0-0	1	3	4	0	0	3	11
Winchester	5	1-2	0-0	0-0	3	0	1	1	0	0	2
Castro	7	1-4	0-1	0-0	3	2	0	0	0	0	2
de Sousa	6	0-0	0-0	0-0	1	0	0	0	0	1	0
Totals	200	29-75	4-18	4-6	35	16	13	7	8	12	66
		(.387)	(.222)	(.667)							

OKLAHOMA	MP	FG	3FG	FT	R	F	A	TO	B	S	TP
Simpson (F)	27	4-7	0-0	0-0	4	4	1	2	0	0	8
Williams (F)	37	5-14	0-0	1-2	11	1	2	2	0	0	11
Murcer (G)	37	5-10	0-0	2-4	7	2	7	5	0	1	12
Llanusa (G)	39	7-19	3-8	9-9	13	1	2	2	0	1	26
Robertson (G)	40	4-11	4-9	1-2	4	3	2	2	0	1	13
Lampkin	11	2-6	0-0	1-2	5	1	0	0	1	1	5
Odimgbe	5	0-0	0-0	0-0	0	1	0	0	0	0	0
Veitenheimer	4	0-0	0-0	0-0	1	0	0	1	0	0	0
Totals	200	27-67	7-17	14-19	55	13	15	16	1	4	75
		(.403)	(.412)	(.737)							

Officials: Brenda Pantoja, Michael McConnell, Eric Brewton
 Technicals: None; Attendance: 4,060

» GAME 28

TCU 76, OKLAHOMA 63

March 2, 2019 • Norman • Lloyd Noble Center • FSSW

TCU	MP	FG	3FG	FT	R	F	A	TO	B	S	TP
Okonkwo (F)	26	4-11	4-9	0-0	12	3	2	2	0	0	12
Akomolafe (F)	27	3-6	0-0	0-0	4	1	0	1	0	0	6
Moore (C)	37	9-14	0-0	5-6	12	2	5	3	2	1	23
Heard (F)	33	3-8	0-2	6-11	8	2	4	3	0	4	12
Ray (G)	40	4-11	1-6	1-1	3	2	5	1	0	2	10
Payne	0	0-0	0-0	0-0	0	1	0	0	0	0	0
Woods	11	0-2	0-1	0-0	1	0	1	2	0	0	0
Crain	0	0-0	0-0	0-0	0	0	0	0	0	0	0
Vann	26	5-11	0-2	3-3	4	4	0	1	0	2	13
Totals	200	28-63	5-20	15-21	49	15	17	15	2	9	76
		(.444)	(.250)	(.714)							

OKLAHOMA	MP	FG	3FG	FT	R	F	A	TO	B	S	TP
Odimgbe (F)	11	0-1	0-0	0-0	0	2	0	0	1	0	0
Williams (F)	33	3-11	0-0	0-0	6	4	3	2	0	3	6
Penzo (G)	7	0-0	0-0	0-0	3	0	0	3	0	0	0
Llanusa (G)	27	4-13	2-7	9-11	3	5	0	2	0	1	19
Robertson (G)	40	7-11	6-9	1-2	4	1	0	1	0	1	21
Murcer	36	4-12	1-2	2-2	6	3	4	2	0	2	11
Simpson	28	1-7	0-0	0-0	4	4	0	3	0	0	2
Lampkin	8	1-3	0-0	0-0	3	1	0	2	0	0	2
Veitenheimer	10	1-4	0-2	0-0	0	1	0	1	0	1	2
Totals	200	21-62	9-20	12-15	33	21	7	16	1	8	63
		(.339)	(.450)	(.800)							

Officials: Mark Zentz, Cameron Inouye, Maj Forsberg
 Technicals: None; Attendance: 3,347



» Taylor Robertson hit six 3-pointers on Feb. 23 at West Virginia for the most treys by a Sooner in a league game.



BOX SCORES

>> GAME 29

TEXAS TECH 88, OKLAHOMA 82

March 5, 2019 • Lubbock, Texas • United Supermarkets Arena

OKLAHOMA	MP	FG	3FG	FT	R	F	A	TO	B	S	TP
Simpson (F)	35	5-11	0-0	1-2	16	4	4	5	0	4	11
Williams (F)	26	3-8	0-0	4-6	6	4	2	5	0	2	10
Murcer (G)	37	2-8	1-2	4-4	4	4	11	6	0	2	9
Llanusa (G)	32	11-21	4-12	1-1	4	4	2	6	0	4	27
Robertson (G)	40	7-14	7-12	0-0	6	3	1	2	1	0	21
Penzo	13	1-1	0-0	0-0	2	0	1	2	0	0	2
Lampkin	1	0-0	0-0	0-0	0	1	0	1	0	0	0
Odimgbe	8	1-2	0-0	0-0	4	2	0	0	0	0	2
Veitenheimer	8	0-2	0-1	0-0	0	1	1	2	0	1	0
Totals	200	30-67	12-27	10-13	44	23	22	29	1	13	82
		(.448)	(.444)	(.769)							

TEXAS TECH	MP	FG	3FG	FT	R	F	A	TO	B	S	TP
Brewer (F)	20	4-7	0-2	0-0	5	5	1	3	1	1	8
Sanders (F)	37	6-15	0-0	3-3	14	4	0	1	0	2	15
Goodson (G)	40	6-13	3-6	5-5	3	2	4	8	0	3	20
Carr (G)	40	10-25	1-10	5-7	2	1	4	4	0	3	26
Hayden (G)	36	2-4	2-4	0-2	3	1	3	1	0	2	6
DeGrate	4	1-3	0-0	3-5	0	1	1	1	0	0	5
Sidney	4	0-2	0-1	0-0	0	0	1	0	0	0	0
Shoals	19	4-5	0-0	0-0	6	2	3	4	0	1	8
Totals	200	33-74	6-23	16-22	37	16	17	22	1	12	88
		(.446)	(.261)	(.727)							

Officials: Scott Yarbrough, Roy Gulbeyan, Metta Roberts
Technical: None; Attendance: 2,875

>> GAME 30

TEXAS TECH 104, OKLAHOMA 84

March 8, 2019 • Oklahoma City • Chesapeake Energy Arena • FSN

TEXAS TECH	MP	FG	3FG	FT	R	F	A	TO	B	S	TP
Brewer (F)	36	16-23	3-5	5-7	15	3	4	2	4	0	40
Sanders (F)	33	8-9	0-0	9-11	7	5	2	1	0	1	25
Goodson (G)	35	3-8	1-6	2-5	4	4	6	1	0	0	9
Carr (G)	39	6-15	2-6	2-2	7	1	8	7	0	2	16
Hayden (G)	32	1-4	0-2	0-0	4	2	6	1	0	1	2
DeGrate	3	0-0	0-0	0-0	0	1	0	0	0	0	0
Sidney	17	3-3	3-3	0-0	1	1	0	0	0	0	9
Shoals	5	1-2	0-0	1-3	1	0	0	0	0	2	3
Totals	200	38-64	9-22	19-28	39	17	26	12	4	6	104
		(.594)	(.409)	(.679)							

OKLAHOMA	MP	FG	3FG	FT	R	F	A	TO	B	S	TP
Simpson (F)	23	1-3	0-0	0-0	5	5	4	3	0	0	2
Murcer (G)	37	5-16	0-2	0-0	2	1	5	1	0	2	10
Llanusa (G)	31	7-17	2-7	4-5	2	5	3	2	1	1	20
Williams (G)	35	7-14	0-0	5-7	9	3	5	2	0	2	19
Robertson (G)	40	6-10	5-8	2-2	3	3	4	2	0	0	19
Penzo	9	1-2	0-0	0-0	2	0	2	0	0	0	2
Lampkin	10	3-5	0-0	0-2	2	1	1	2	0	0	6
Odimgbe	12	3-4	0-0	0-0	4	4	0	0	0	0	6
Veitenheimer	3	0-1	0-0	0-0	0	0	0	1	0	0	0
Totals	200	33-72	7-17	11-16	33	22	24	13	1	5	84
		(.458)	(.412)	(.688)							

Officials: Amy Bonner, Maj Forsberg, Bill Laranca
Technical: None; Attendance: 3,204



RECORDS





INDIVIDUAL RECORDS

» CAREER

Games: 143, Jasmine Hartman, 2009-13
Conference Games: 141, Danielle Robinson, 2008-11
Games Started: 140, Danielle Robinson, 2008-11
Minutes: 4,579, Danielle Robinson, 2008-11
Minutes Per Game: 34.9, Phylsha Whaley, 1997-00
Points: 2,729, Courtney Paris, 2006-09
Scoring Average: 19.9, Courtney Paris, 2006-09
Rebounds: 2,304, Courtney Paris, 2006-09
Rebounding Average: 14.8, Courtney Paris, 2006-09
Field Goals: 1,124, Courtney Paris, 2006-09
Field Goal Attempts: 1,941, Courtney Paris, 2006-09
Field Goal Percentage (min. 1,000 attempts): .559, Courtney Paris, 2006-09
3-Point Field Goals: 376, Aaryn Ellenberg, 2011-14
3-Point Field Goal Attempts: 975, Aaryn Ellenberg, 2011-14
3-Point Field Goal Percentage (min. 100 attempts): .417 (88-211), Pam Pennon, 1995-96
Free Throws: 693, LaNeisha Caufield, 1999-02
Free Throw Attempts: 826, LaNeisha Caufield, 1999-02
Free Throw Percentage (min. 200 attempts): .855 (282-330), Chelsi Welch, 2003-07
Assists: 764, Stacey Dales, 1998-02
Blocked Shots: 446, Courtney Paris, 2006-09
Steals: 402, LaNeisha Caufield, 1999-02
Consecutive Double-Doubles: 112, Courtney Paris
Consecutive Field Goals Made: 16, Courtney Paris

» SEASON

Games: 38, seven players in 2010; Jasmine Hartman, Joanna McFarland, Danielle Robinson, Carlee Roethlisberger, Nyeshia Stevenson, Amanda Thompson
Games Started: 38, four players in 2010; Abi Olajuwon, Danielle Robinson, Nyeshia Stevenson, Amanda Thompson
Minutes: 1,354, Nyeshia Stevenson, 2009-10
Points: 788, Courtney Paris, 2005-06
Scoring Average: 23.5, Courtney Paris, 2006-07
Rebounds: 539, Courtney Paris, 2005-06
Rebounding Average: 15.9, Courtney Paris, 2006-07
Field Goals: 331, Courtney Paris, 2005-06
Field Goal Attempts: 558, Courtney Paris, 2006-07
Field Goal Percentage (min. 150 attempts): .615 (225-366), Molly McGuire, 1982-83
3-Point Field Goals: 115, Aaryn Ellenberg, 2012-13
3-Point Field Goal Attempts: 278, Aaryn Ellenberg, 2012-13
3-Point Field Goal Percentage (min. 2 per game): .494, (42-85), Pam Pennon, 1995-96
Consecutive 3-Point Field Goals Made: 19, Erin Higgins (11/13/05 to 1/28/06)
Consecutive Games with 3-Point FG Made: 29, Aaryn Ellenberg (1/16/11 to 12/19/11)
Free Throws: 191, LaNeisha Caufield, 2001-02
Free Throw Attempts: 262, Courtney Paris, 2005-06
Consecutive FT Made: 38, LaNeisha Caufield, (2001-02)
Free Throw Percentage (min. 60 attempts): .929, (92-99), Chelsi Welch, 2005-06
Assists: 248, Stacey Dales, 2000-01
Blocked Shots: 119, Courtney Paris, 2005-06
Steals: 135, LaNeisha Caufield, 2000-01

» GAME

Minutes: 50, Peyton Little vs. West Virginia, Feb. 4, 2017
Points: 43, Courtney Paris vs. New Mexico, Dec. 30, 2006
Rebounds: 26, Courtney Paris vs. Baylor, March 11, 2006
Field Goals: 20, Courtney Paris vs. New Mexico, Dec. 30, 2006
Field Goal Attempts: 34, Mary Lane vs. Simpson, Jan. 6, 1977; Carin Stites vs. Central Missouri State, Jan. 4, 1991
Field Goal Percentage (min. 10 attempts): .928 (13-for-14), Kaylon Williams vs. Iowa State, Feb. 27, 2016
3-Point Field Goals: 9, Nyeshia Stevenson at Marist, Dec. 9, 2009; Carin Stites at Arkansas, Nov. 27, 1990 and vs. UTSA, Jan. 21, 1991
3-Point Field Goal Attempts: 18, Nyeshia Stevenson at Marist, Dec. 9, 2009
Free Throws: 18, Erin Schreiber vs. Arkansas, Jan. 3, 1981
Free Throw Attempts: 19, Tami Rogers vs. Sam Houston State, Nov. 24, 1989; LaTrenda Phillips vs. Kansas, Jan. 14, 1987; Erin Schreiber vs. Arkansas, Jan. 3, 1981
Free Throw Percentage (min. 10 attempts): 1.000 (16-for-16), Danielle Robinson at Okla. State, Feb. 6, 2010
Assists: 19, Sharee Mitchum vs. Oral Roberts, Feb. 10, 1994
Blocked Shots: 11, LaNae Jones vs. Southern, Dec. 29, 1993
Steals: 11, Jacquetta Hurley vs. Missouri, Feb. 12, 1983; Pam Pennon vs. Oral Roberts, Dec. 20, 1995

» OPPONENT GAME

Points: 45, Kelsey Plum, Washington, Nov. 14, 2014
 Andrea Riley, Oklahoma State, Jan. 12, 2008
Rebounds: 36, Carol Moreland, New Mexico, Jan. 14, 1981
Field Goals: 17, Patrice Hoskins, Miss. Valley State, Dec. 8, 1988
Field Goal Attempts: 34, Andrea Riley, Oklahoma State, Feb. 6, 2010
Field Goal Percentage (min. 10 attempts): 1.000 (11-for-11), Kacy Moffitt, Baylor, Feb. 1, 1998
3-Point Field Goals: 9, Ahlise Hurst, New Mexico, Nov. 28, 2013
 Odyssey Sims, Baylor, Feb. 27, 2011
3-Point Field Goal Attempts: 18, Danielle Vigilonme, Texas, Dec. 7, 1994
Free Throws: 17, Andrea Riley, Oklahoma State, Jan. 12, 2008
Free Throw Attempts: 22, Kristin Anigwe, California, Dec. 20, 2016
Free Throw Percentage (min. 15 made): 1.000 (16-for-16), Vickie Adkins, Kansas, Jan. 31, 1984
Assists: 17, Niya Johnson, Baylor, Feb. 11, 2015
Steals: 8, Coco Miller, Georgia, Dec. 11, 1997; Yvonne Anderson, Texas, Feb. 25, 2012
Blocked Shots: 11, Brittney Griner, Baylor (twice), Jan. 13 2010 and Feb. 10, 2010



» SEASON

Games: 38, 2009-10
Victories: 32, 2001-02 and 2008-09
100-Point Games: 4, 1983-84, 1985-86, and 1991-92
Consecutive 100-Point Games: 3, 1991-92
Points: 2,815 in 36 games, 2001-02
Scoring Average: 84.5, 1984-85
Average Scoring Margin: +17, 1984-85
Rebounds: 1,613, 2005-06
Field Goals: 1,086, 1983-84
Field Goal Attempts: 2,372, 2009-10
Field Goal Percentage: .495, 1984-85
3-Point Field Goals: 251, 2010-11
3-Point Field Goal Attempts: 713, 2010-11
3-Point Field Goal Percentage: .380, 2000-01
Free Throws: 582, 2001-02
Free Throw Attempts: 778, 2001-02
Free Throw Percentage: .769, 2010-11
Assists: 667, 2000-01
Blocked Shots: 211, 2008-09
Steals: 421, 1984-85
Fewest Points Allowed: 1546, 1976-77
Lowest Scoring Average Allowed: 58.7, 2003-04
Fewest FG Allowed: 646, 1976-77
Lowest FG Pct. Allowed: .337, 2006-07

» GAME

Points: 121, twice, Central Arkansas, Dec. 20, 2007; Prairie View A&M, Nov. 29, 1990
Points in Conference Game: 108, Oklahoma State, Feb. 5, 1986
Points (Half): 66, Midwestern, Jan. 16, 1984
Halftime Deficit Overcame: 26, California, Dec. 13, 2008
Halftime Deficit Overcame (Big 12): 14, twice, vs. West Virginia, Jan. 27, 2016; at Kansas State, Feb. 21, 2010
Field Goals: 56, UT-Pan American, Nov. 25, 1988
Field Goals (Half): 29, twice, Midwestern, Jan. 16, 1984; UT-Pan American, Nov. 25, 1988
Field Goal Attempts: 96, twice, Midwestern, Jan. 16, 1984; UT-Pan American, Nov. 25, 1988
Field Goal Attempts (Half): 55, vs. UT-Pan American, Nov. 25, 1988
Field Goal Percentage: .672 (41-for-61), Kansas, Feb. 19, 1995
3-Point Field Goals: 17, vs. Oregon, Nov. 24, 2012
3-Point Field Goals (Half): 10, Kansas, Feb. 25, 1998
3-Point Field Goal Attempts: 38, (twice) vs. New Mexico, Dec. 16, 2017; vs. Oregon, Nov. 24, 2012
3-Point Field Goals Attempts (Half): 19, (twice) vs. New Mexico, Dec. 16, 2017; Texas Jan. 7, 1998
3-Point Field Goal Percentage (min. 5 attempts): .857 (6-for-7), at Kansas, Jan. 24, 2001
Free Throws: 35, (twice) vs. Texas A&M, Jan. 17, 2001; Louisville, Nov. 7, 2013
Free Throws Made (Half): 27, Stephen F. Austin, Dec. 28, 1998
Free Throw Attempts: 51, Coppin State, Nov. 29, 1998
Consecutive Free Throws Made: 18, three times Marist, March 20, 2004; Missouri, Feb. 22, 1986; UNLV, Dec. 8, 1990
Consecutive Free Throws (Half): 16 (twice), vs. Missouri, Feb. 22, 1986; vs. UNLV, Dec. 8, 1990
Rebounds: 75, vs. Cameron, Nov. 30, 1982
Rebounds (Half): 38, vs. Cameron, Nov. 30, 1982
Assists: 35, vs. Oklahoma City, Feb. 9, 1983



» Caton Hill and the 2001-02 Sooners set the school record for points in a season with 2,815 in 36 contests. The team averaged 78.2 points per game and was national runner-up (32-4 record).

Assists (Half): 17, vs. Oklahoma City, Feb. 9, 1983
Blocked Shots: 15, vs. Texas March 7, 2007
Blocked Shots (Half): 9, vs. Kansas, Feb. 1, 2017
Steals: 28, vs. Missouri, Feb. 5, 1995
Steals (Half): 17, vs. Missouri, Feb. 5, 1995
Fewest Points Allowed: 25, N.C. Central, Jan. 4, 2009
Fewest Points Allowed (Half): 10, second half, N.C. Central, Jan. 4, 2009
Fewest Field Goals Allowed: 8, vs. Tulsa, Dec. 15, 1985
Fewest Field Goals Allowed (Half): 3, vs. Tulsa, Dec. 15, 1985
Lowest Field Goal Percentage: .143 (4-of-28), Texas A&M, Jan. 26, 2002

» OPPONENT GAME

Points: 111, DePaul, Nov. 13, 2017
Field Goals: 50, Missouri, Jan. 22, 1984
Field Goal Attempts: 91, Kansas, Feb. 3, 1990; UC-Santa Barbara, Dec. 12, 1990
Field Goal Percentage: .725 (50-for-69), Missouri, Jan. 22, 1983
3-Point Field Goals: 19, DePaul, Nov. 13, 2017
3-Point Field Goal Attempts: 45, DePaul, Nov. 13, 2017
3-Point Field Goal Percentage (min. 5 made): .769 (10-for-13), Connecticut, Dec. 29, 1999
Free Throws: 38, BYU, Dec. 30, 1989; Colorado, Jan. 27, 1987
Free Throw Attempts: 53, Kentucky, Nov. 28, 2014
Free Throw Percentage (min. 20 made): 1.000 (21-for-21), Missouri, Jan. 28, 2004
Rebounds: 77, New Mexico, Jan. 14, 1978
Assists: 32, Baylor, Feb. 11, 2015; Nebraska, Jan. 26, 1991; Eastern Illinois, Dec. 8, 1989
Blocked Shots: 14, New Mexico, Nov. 28, 2018
Steals: 20, Baylor, Jan. 13, 2001; Colorado, Jan. 8, 1995



LLOYD NOBLE CENTER RECORDS

» OKLAHOMA TEAM

Points: 121, twice, Prairie View A&M, Nov. 27, 1990; Central Arkansas, Dec. 20, 2007
Field Goals: 56, Texas Pan-American, Nov. 25, 1988
Field Goal Attempts: 96, twice, Texas Pan-American, Nov. 25, 1988; Midwestern, Jan. 18, 1994
Field Goal Pct.: .672, Kansas, Feb. 19, 2005
3-Point Field Goals: 16, Oklahoma State, March 7, 2010
3-Point Field Goal Att.: 33, Western Kentucky, Nov. 9, 2018; Iowa State, Jan. 29, 2005
3-Point Field Goal Pct. (min. 5 made): .714 (6-for-7) Kansas, Jan. 19, 1996
Free Throws: 35, Texas A&M, Jan. 17, 2001
Free Throw Attempts: 46, Colorado, Feb. 15, 1986
Free Throw Pct. (min. 20 made): .928 (26-of-28), Southwest Missouri State, Dec. 3, 1997
Rebounds: 75, Cameron, Nov. 30, 1982
Assists: 30, Oklahoma State, Feb. 5, 1986
Blocked Shots: 15, Texas, March 7, 2007
Steals: 28, Missouri, Feb. 5, 1995

» OKLAHOMA INDIVIDUAL

Points: 41, Courtney Paris, vs. Oklahoma State, Feb. 4, 2007
Field Goals: 16, Courtney Paris, vs. Okla. State, Feb. 4, 2007
Field Goal Attempts: 34, Carin Stites, Central Missouri State Jan. 4, 1991
Field Goal Pct. (min. 10 made): .928, (13-of-14) Kaylon Williams, Iowa State, Feb. 27, 2016
3-Point Field Goals: 9, Carin Stites, vs. UTSA, Jan. 21, 1991
3-Point Field Goal Attempts: 16, Ana Llanusa, vs. New Mexico, Dec. 16 2017
3-Point Field Goal Pct. (min. 5 made): .833, (5-for-6) Gabbi Ortiz, vs. Kansas, Jan. 24, 2018
Free Throws: 15, Tami Rogers vs. Sam Houston State, Nov. 24, 1989
Free Throws Attempts: 19, twice, LaTrenda Phillips vs. Kansas, Jan. 14, 1987; Tami Rogers vs. Sam House State, Nov. 24, 1989
Free Throws Pct. (min. 10 attempts): 1.000 (14-for-14) LaNeisha Caufield vs. Texas A&M, Jan. 31, 2001
Rebounds: 25, Cathy Bassett vs. Central Missouri State, Jan. 4, 1991
Assists: 19, Sharee Mitchum, vs. Oral Roberts, Feb. 10, 1994
Blocked Shots: 11, LaNae Jones vs. Southern, Dec. 29, 1993
Steals: 11, Jacquetta Hurley vs. Missouri, Feb. 11, 1983



» Kaylon Williams set the Lloyd Noble Center record for field goal percentage in her final home game against Iowa State on Feb. 27, 2016. She finished 13-of-14 (.929) from the floor with 32 points.

» OPPONENT TEAM

Points: 109, Missouri, Feb. 25, 1983
Field Goals: 41, Missouri, Feb. 25, 1983
Field Goal Attempts: 91, Kansas, Feb. 3, 1990
Field Goal Pct.: .640, Missouri, Feb. 7, 1987
3-Point Field Goals: 14, Kansas State, Feb. 10, 2019
3-Point Field Goal Att.: 32, Sacramento State, Nov. 13, 2011
3-Point Field Pct. (min. 5 made): .769, (10-for-13) Sacramento State, Nov. 13, 2011
Free Throws: 34, Oral Roberts, Dec. 2, 1987
Free Throw Attempts: 43, Oklahoma State, Feb. 5, 1986
Free Throw Pct. (min. 15 made): .947 (18-for-19) Nebraska, Feb. 5, 2000
Rebounds: 65, Arkansas, Dec. 12, 1989
Assists: 23, Baylor, twice, Feb. 27, 2017 and Feb. 25, 2013
Blocked Shots: 11, twice, Stanford, March 19, 2001; Baylor, Feb. 10, 2010
Steals: 18, Missouri, Feb. 4, 1984

» OPPONENT INDIVIDUAL

Points: 45, Kelsey Plum, Washington, Nov. 14, 2014
Field Goals: 17, Patrice Hoskins, Miss. Valley State, Dec. 8, 1988
Field Goal Attempts: 28, twice, Alicia Hulbert, Tulsa, Feb. 10, 1978; Andrea Riley, Oklahoma State, Feb. 28, 2009
Field Goal Pct. (min. five made): 1.000 (7-for-7), Kalani Brown, Baylor, Feb. 27, 2017
3-Point Field Goals: 8, Rachel Ranke, Feb. 10, 2019 Tara Gunderson, Iowa State, Jan. 7, 1996
3-Point Field Goal Attempts: 18, Danielle Vigilone, Texas Dec. 7, 1994
3-Point Field Pct. (min. 5 made): 1.000 (5-for-5) Kristin Rethman, Kansas State, Feb. 14, 2001
Free Throws: 16, Vickie Adkins, Kansas, Jan. 31, 1984
Free Throw Attempts: 18, Nikki Smith, Missouri, Feb. 15, 1995
Free Throw Pct. (min five made): 1.000 (16-for-16) Vickie Adkins, Kansas, Jan. 31, 1984
Rebounds: 20, Clinette Jordan, Oklahoma State, Jan. 21, 1987; Sharon Upshaw, Drake, Jan. 14, 1977
Assists: 11, Alexis Jones, Baylor, Feb. 22, 2016
Blocked Shots: 11, Brittney Griner, Baylor, Feb. 10, 2010
Steals: 8, Coco Miller, Georgia, Dec. 11, 1987



» Ashley Paris was one of eight Sooners to score in double figures in OU's 121-48 win over Central Arkansas on Dec. 20, 2007. The Sooners' 121 points tied the single-game program record.

SINGLE-GAME HIGHS



» POINTS

- 43..... Courtney ParisNew MexicoDec. 30, 2006
- 41..... Courtney ParisOklahoma State Feb. 4, 2007
- 40..... Phylesha Whaley.....Arkansas..... March 14, 1999
- 38..... Phylesha Whaley.....Texas..... Jan. 17, 1998
- 37..... Aaryn EllenbergTexas.....Jan. 8, 2014
- 37..... Jacquetta Hurley.....Kansas State.....1985
- 37..... Jacquetta Hurley.....Nebraska.....1984
- 37..... Molly McGuire.....Oral Roberts1982
- 36..... Aaryn EllenbergDePaul.....March 19, 2014
- 36..... Danielle Robinson.....Oklahoma State.....Feb. 6, 2010
- 36..... Courtney ParisIowa StateMarch 8, 2006
- 36..... Phylesha Whaley.....Nebraska Feb. 14, 1998
- 36..... Carin StitesUTSA.....Jan. 21, 1991
- 36..... Molly McGuire.....Oral Roberts1983
- 35..... Ana LlanusaIowa StateJan. 19, 2019
- 34..... Aaryn EllenbergOhio StateDec. 5, 2010
- 33..... Ana LlanusaKansas State.....Feb. 10, 2019
- 33..... Shaina Pellington.....Western Kentucky Nov. 9, 2018
- 33..... Vionise Pierre-Louis.....West Virginia.....Feb. 4, 2017
- 33..... Aaryn EllenbergBaylorJan. 26, 2013
- 33..... Danielle Robinson.....Texas A&M.....Jan. 23, 2011
- 33..... LaNeisha Caufield.....Montana StateDec. 8, 2001
- 33..... Phylesha Whaley.....BYUMarch 18, 2000
- 33..... Pam PannonIowa StateFeb. 27, 1996

» REBOUNDS

- 26..... Courtney ParisBaylor.....March 11, 2006
- 25..... Courtney ParisNew MexicoDec. 30, 2006
- 25..... Cathy Bassett.....Cent. Missouri StateJan. 4, 1991
- 24..... Courtney ParisSouth CarolinaDec. 30, 2007
- 23..... Ashley ParisMissouri.....March 11, 2008
- 22..... Courtney ParisTexas Tech.....Feb. 27, 2008
- 22..... Courtney ParisTulsa.....Dec. 8, 2007
- 22..... Courtney ParisNorth Texas.....Nov. 27, 2007
- 22..... Courtney ParisUCLADec. 5, 2005
- 21..... Courtney ParisTexas.....Jan. 25, 2009
- 21..... Courtney ParisIowa StateMarch 10, 2007
- 21..... Courtney ParisCentral MichiganDec. 21, 2005
- 21..... Courtney ParisMissouri.....Feb. 25, 2007
- 21..... Courtney ParisMichigan State.....Dec. 21, 2005
- 21..... Molly McGuire.....Wichita State.....Dec. 10, 1979
- 20..... Vionise Pierre-Louis.....Oklahoma State.....Jan. 20, 2018
- 20..... Courtney ParisNebraskaJan. 10, 2009
- 20..... Courtney ParisArizona StateNov. 21, 2008
- 20..... Courtney ParisMissouri.....March 11, 2008
- 20..... Courtney ParisOle MissMarch 25, 2007
- 20..... Courtney ParisTexas A&M.....Jan. 27, 2007
- 20..... Courtney ParisTexas.....Feb. 15, 2006
- 20..... Courtney ParisSMU.....Nov. 13, 2005
- 20..... Desiree TaylorOral RobertsDec. 15, 1996

» ASSISTISTS

- 19..... Sharee MitchumOral Roberts.....Feb. 10, 1994
- 16..... Dionnah JacksonTexas A&MJan. 22, 2005
- 15..... Viki StreetsColorado.....1985
- 14..... Stacey Dales.....SMU.....Jan. 9, 2000
- 14..... Shonika Breedlove.....Texas A&MJan. 21, 1998
- 13..... Stacey DalesBaylor.....Feb. 21, 2001
- 13..... Margaret McKeon.....UT-ArlingtonDec. 8, 1986
- 12..... Morgan HookTCU.....Jan. 9, 2013
- 12..... Danielle Robinson.....TennesseeFeb. 2, 2009
- 12..... LaNeisha Caufield.....Iowa State.....Jan. 6, 2001
- 12..... Stacey Dales.....Kansas StateFeb. 14, 2001
- 12..... Stacey Dales.....BYU.....March 12, 2000
- 12..... Sharee MitchumUtah.....Dec. 2, 1994
- 12..... Margaret McKeon.....Oral Roberts.....Dec. 10, 1988
- 11..... Jessi MurcerTexas Tech.....March 5, 2019
- 11..... Gileysa Penzo.....New MexicoDec. 16, 2017
- 11..... Morgan HookStetsonJan. 6, 2013
- 11..... Danielle Robinson.....Miami.....March 22, 2011
- 11..... Danielle Robinson.....Milwaukee.....Nov. 13, 2010
- 11..... Dionnah JacksonColorado.....Feb. 18, 2004
- 11..... Stacey Dales.....San DiegoDec. 21, 1999
- 11..... Sharee MitchumKansas.....March 5, 1995
- 11..... Sharee MitchumArkansas.....Jan. 25, 1994
- 11..... Sharee MitchumTexasNov. 30, 1993
- 11..... Sharee MitchumIowa State.....Jan. 8, 1993

» BLOCKS

- 11..... LaNae JonesSouthern.....Dec. 29, 1993
- 10..... Courtney ParisTexas TexasMarch 1, 2006
- 9..... Vionise Pierre-Louis.....GonzagaMarch 18, 2017
- 9..... Nicole Griffin.....Texas.....Jan. 21, 2012
- 8..... Nancy Mulkey.....Kansas.....Dec. 29, 2016
- 8..... Courtney ParisTexas.....Feb. 3, 2008
- 7..... Nancy Mulkey.....Kansas.....Feb. 1, 2017
- 7..... Vionise Pierre-Louis.....Purdue.....March 19, 2016
- 7..... Courtney ParisTexas Tech.....Jan. 18, 2006
- 7..... Courtney ParisArizona StateNov. 22, 2007
- 7..... Courtney ParisMissouri.....March 11, 2008
- 7..... Courtney ParisBaylorJan. 28, 2009

» STEALS

- 11..... Pam PannonOral Roberts.....Dec. 20, 1995
- 11..... Jacquetta HurleyMissouriFeb. 12, 1983
- 10..... Maddie Manning.....Portland State.....Dec. 21, 2016
- 10..... Sharee MitchumMichigan.....Dec. 28, 1993
- 10..... Pam PannonIowa State.....Jan. 7, 1996
- 9..... Caton HillTulsa.....Nov. 29, 1999
- 9..... LaNeisha Caufield.....NebraskaFeb. 7, 2001
- 9..... Dionnah JacksonIowaNov. 27, 2004
- 9..... Aaryn EllenbergKansas StateJan. 17, 2012
- 8..... Maddie Manning.....Texas Tech.....Jan. 10, 2018
- 8..... LaNeisha Caufield.....TexasNov. 11, 2001
- 8..... Amanda ThompsonNebraskaJan. 16, 2008
- 8..... Danielle Robinson.....Milwaukee.....Nov. 13, 2010



30-POINT GAMES

» 30-POINT GAMES

ANGIE ALEXANDER (1)

Pts.	Opponent	Date
30	Iowa State	Dec. 30, 1991

LANEISHA CAUFIELD (3)

Pts.	Opponent	Date
32	Missouri	Feb. 27, 1999
33	Montana State	Dec. 8, 2001
30	Villanova	March 18, 2002

STACEY DALES (1)

Pts.	Opponent	Date
30	Missouri	Feb. 23, 2002

AARYN ELLENBERG (5)

Pts.	Opponent	Date
34	Ohio State	Dec. 5, 2010
31	Kansas State	Jan. 17, 2012
33	Baylor	Jan. 26, 2013
37	Texas	Jan. 8, 2014
36	DePaul	March 22, 2014

ANGI GUFFY (1)

Pts.	Opponent	Date
30	Kansas State	Feb. 19, 1993

JACQUETTA HURLEY (2)

Pts.	Opponent	Date
37	Nebraska	March 3, 1984
37	Kansas State	Jan. 26, 1985

DALE IVEY (1)

Pts.	Opponent	Date
36	Colorado	1988

DIONNAH JACKSON (1)

Pts.	Opponent	Date
30	Baylor	Feb. 9, 2005

PEYTON LITTLE (1)

Pts.	Opponent	Date
30	Kansas State	Feb. 21, 2015

ANA LLANUSA (3)

Pts.	Opponent	Date
35	Iowa State	Jan. 19, 2019
33	Kansas State	Feb. 10, 2019
31	Baylor	Feb. 16, 2019

MOLLY MCGUIRE (2)

Pts.	Opponent	Date
37	Oral Roberts	1982
37	Oral Roberts	1983

GABBI ORTIZ (1)

Pts.	Opponent	Date
31	South Florida	Dec. 9, 2017

COURTNEY PARIS (13)

Pts.	Opponent	Date
30	Iowa	Nov. 25, 2005
32	Texas	Jan. 25, 2006
31	Baylor	Feb. 12, 2006
36	Iowa State	March 8, 2006
30	BYU	March 20, 2006
43	New Mexico	Dec. 30, 2006
32	Baylor	Jan. 10, 2007
41	Oklahoma State	Feb. 4, 2007
32	Kansas	Feb. 21, 2007
33	Missouri	Feb. 25, 2007
31	Ole Miss	March 25, 2007
30	Colorado	Feb. 9, 2008
30	Missouri	March 11, 2008

PAM PENNON (1)

Pts.	Opponent	Date
33	Iowa State	Jan. 7, 1996

VIONISE PIERRE-LOUIS (1)

Pts.	Opponent	Date
33	West Virginia	Feb. 4, 2017
32	Oregon	Nov. 25, 2017

DANIELLE ROBINSON (4)

Pts.	Opponent	Date
31	Arkansas	Dec. 5, 2009
36	Oklahoma State	Feb. 6, 2010
30	Texas	Jan. 16, 2011
33	Texas A&M	Jan. 26, 2011

TAMI ROGERS (3)

Pts.	Opponent	Date
33	ULM	Dec. 2, 1989
30	Texas A&M	Dec. 5, 1989
31	Nebraska	Jan. 31, 1990

NYESHIA STEVENSON (2)

Pts.	Opponent	Date
32	Marist	Dec. 9, 2009
31	Kentucky	March 30, 2010

CARIN STITES (2)

Pts.	Opponent	Date
33	Cent. Missouri State	Jan. 4, 1991
36	UTSA	Jan. 21, 1991

MARIA VILLARROEL (3)

Pts.	Opponent	Date
31	Sam Houston St.	Nov. 26, 2002
30	Fordham	Nov. 29, 2002
31	Missouri	Feb. 26, 2003

MANDY WADE (1)

Pts.	Opponent	Date
30	Oklahoma State	Feb. 26, 1995

PHYLESHA WHALEY (10)

Pts.	Opponent	Date
31	Georgia	Dec. 11, 1997

30	Texas A&M	Jan. 3, 1998
38	Texas	Jan. 17, 1998
30	Texas A&M	Jan. 21, 1998
30	Texas Tech	Feb. 11, 1998
36	Nebraska	Feb. 14, 1998
30	Jackson State	Dec. 7, 1998
40	Arkansas	March 14, 1999
31	Texas	Feb. 16, 2000
33	BYU	March 18, 2000

KAYLON WILLIAMS (1)

Pts.	Opponent	Date
32	Iowa State	Feb. 27, 2016

» CAREER

No.	Player	Years
13	Courtney Paris	2006-09
10	Phleysha Whaley	1997-00
5	Aaryn Ellenberg	2011-14
4	Danielle Robinson	2008-11
3	Ana Llanusa	2018-pres.
3	LaNeisha Caufield	1999-02
3	Tami Rogers	1987, 89-90
3	Maria Villarroel	2002-03
2	Jacquetta Hurley	1983-86
2	Molly McGuire	1980-83
2	Vionise Pierre-Louis	2015-18
2	Nyeshia Stevenson	2007-10
2	Carin Stites	1991-92
1	Shaina Pellington	2018-19
1	Angie Alexander	1989-92
1	Stacey Dales	1998-02
1	Angi Guffy	1992-95
1	Dale Ivey	1987-88
1	Dionnah Jackson	2002-05
1	Peyton Little	2014-17
1	Gabbi Ortiz	2015-18
1	Pam Pennon	1995-96
1	Mandy Wade	1992-95
1	Kaylon Williams	2012-16

» SEASON

No.	Player	Year
6	Courtney Paris	2006-07
6	Phleysha Whaley	1997-98
5	Courtney Paris	2005-06
3	Ana Llanusa	2018-19
3	Tami Rogers	1989-90
3	Maria Villarroel	2002-03

» CONSECUTIVE

No.	Player	Dates
2	Courtney Paris	Feb. 21-25, 2007
2	Maria Villarroel	Nov. 26-29, 2002
2	Phleysha Whaley	Feb. 11-14, 1998
2	Phleysha Whaley	Jan. 17, 1998
2	Tami Rogers	Dec. 2-5, 1989

20-REBOUND/10-ASSIST GAMES



» 20-REBOUND GAMES

CATHY BASSETT (1)

Reb.	Opponent	Date
25	Cent. Missouri State	Jan. 4, 1991

MOLLY MCGUIRE (1)

Reb.	Opponent	Date
21	Wichita State	Dec. 10, 1979

COURTNEY PARIS (19)

Reb.	Opponent	Date
20	SMU	Nov. 13, 2005
22	UCLA	Dec. 5, 2005
21	Michigan State	Dec. 21, 2005
20	Texas	Feb. 15, 2006
26	Baylor	March 11, 2006
25	New Mexico	Dec. 30, 2006
20	Texas A&M	Jan. 27, 2007
21	Missouri	Feb. 25, 2007
21	Iowa State	March 10, 2007
20	Ole Miss	March 25, 2007
22	North Texas	Nov. 27, 2007
22	Tulsa	Dec. 8, 2007
24	South Carolina	Dec. 30, 2007
22	Texas Tech	Feb. 27, 2008
20	Missouri	March 11, 2008
20	Arizona State	Nov. 21, 2008
20	Nebraska	Jan. 10, 2009
21	Texas	Jan. 25, 2009
24	Texas Tech	Feb. 17, 2009

ASHLEY PARIS (1)

Reb.	Opponent	Date
23	Missouri	March 11, 2008

VIONISE PIERRE-LOUIS (1)

Reb.	Opponent	Date
20	Oklahoma State	Jan. 20, 2018

DESIREE TAYLOR (1)

Reb.	Opponent	Date
20	Oral Roberts	Dec. 15, 1996

» CAREER

No.	Player	Years
19	Courtney Paris	2006-09
1	Cathy Bassett	1990-91
1	Molly McGuire	1980-83
1	Ashley Paris	2006-09
1	Vionise Pierre-Louis	2015-18
1	Desiree Taylor	1998-01

» SEASON

No.	Player	Year
5	Courtney Paris	2005-06
5	Courtney Paris	2006-07
5	Courtney Paris	2007-08
4	Courtney Paris	2008-09



» Jessi Murcer (11 at Texas Tech on March 5, 2019) became the first OU freshman to record 10-plus assists in a game since 1999.

» 10-ASSIST GAMES

ANGIE ALEXANDER (1)

Ast.	Opponent	Date
10	UTSA	Jan. 21, 1991

SHONIKA BREEDLOVE (1)

Ast.	Opponent	Date
10	Texas A&M	Jan. 21, 1998

BRITNEY BROWN (2)

Ast.	Opponent	Date
10	South Carolina	Dec. 7, 2006
10	BYU	March 20, 2006

LANEISHA CAUFIELD (1)

Ast.	Opponent	Date
10	Oral Roberts	Nov. 18, 2000

STACEY DALES (8)

Ast.	Opponent	Date
10	UTSA	Nov. 23, 1998
11	San Diego	Feb. 21, 1999
10	Sam Houston State	Dec. 2, 1999
12	BYU	March 18, 2000
14	SMU	Dec. 9, 2000
10	Wichita State	Nov. 29, 2001
12	Kansas State	Feb. 14, 2001
13	Baylor	Feb. 21, 2001

MORGAN HOOK (4)

Ast.	Opponent	Date
12	TCU	Jan. 9, 2013
10	Oklahoma State	Feb. 10, 2013
10	UCLA	Nov. 24, 2013
11	Stetson	Nov. 8, 2013

DIONNAH JACKSON (4)

Ast.	Opponent	Date
10	Texas	Jan. 29, 2003
11	Colorado	Feb. 18, 2004
10	Tulsa	Dec. 4, 2004
16	Texas A&M	Jan. 22, 2005

SHAREE MITCHUM (15)

Ast.	Opponent	Date
16	Oklahoma State	Feb. 20, 1992
11	Iowa State	Jan. 8, 1993
10	Prairie View A&M	Jan. 14, 1993
11	Texas	Nov. 30, 1993
13	Texas A&M	Dec. 18, 1993
13	Texas Tech	Dec. 21, 1993
10	Michigan	Dec. 28, 1993
10	Kansas	Jan. 21, 1994
11	Arkansas	Jan. 25, 1994
14	Colorado	Feb. 27, 1994
14	New Mexico State	March 24, 1994
14	Pittsburgh	March 25, 1994
12	Utah	Dec. 2, 1994
11	Kansas	March 5, 1995

JESSI MURCER (1)

Ast.	Opponent	Date
11	Texas Tech	March 5, 2019

GILEYSA PENZO (2)

Ast.	Opponent	Date
11	New Mexico	Dec. 16, 2018
10	DePaul	March 16, 2019

PAM POSEY (1)

Ast.	Opponent	Date
10	Prairie View A&M	Dec. 12, 1990

DANIELLE ROBINSON (9)

Ast.	Opponent	Date
10	Creighton	Dec. 3, 2008
10	CSU-Bakersfield	Dec. 12, 2008
10	Tulsa	Dec. 21, 2008
10	Texas A&M	Jan. 18, 2009
12	Tennessee	Feb. 2, 2009
10	Louisville	April 5, 2009
10	Tennessee	Jan. 3, 2010
11	Milwaukee	Nov. 13, 2010
11	Miami (Fla.)	March 22, 2011

» CAREER

No.	Player	Years
15	Sharee Mitchum	1992-95
9	Danielle Robinson	2008-11
8	Stacey Dales	1998-02
4	Morgan Hook	2011-14
4	Dionnah Jackson	2002-05

» SEASON

No.	Player	Year
9	Sharee Mitchum	1993-94
6	Danielle Robinson	2008-09
4	Stacey Dales	2000-01
2	Gileysa Penzo	2017-18

» CONSECUTIVE

No.	Player	Dates
3	Sharee Mitchum	Dec. 18-28, 1993
2	Sharee Mitchum	March 24-25, 1994



SINGLE-SEASON HIGHS

» POINTS PER GAME

1.	84.5	1984-85
2.	83.7	1983-84
3.	83.2	1982-83
4.	82.6	1985-86
5.	81.9	2000-01
6.	80.9	1991-92
7.	79.8	1993-94
8.	79.4	1989-90
9.	79.0	1999-00
10.	78.9	1988-89

» POINTS

1.	2,815	2001-02
2.	2,803	2008-09
3.	2,783	2000-01
4.	2,748	2005-06
5.	2,725	2009-10
6.	2,679	1983-84
7.	2,653	2010-11
8.	2,607	1999-00
9.	2,560	1985-86
10.	2,557	2013-14

» REBOUNDS

1.	1,613	2005-06
2.	1,611	2008-09
3.	1,557	2009-10
4.	1,539	2006-07
5.	1,443	1983-84
6.	1,411	2001-02
7.	1,402	2000-01
8.	1,389	2007-08
9.	1,381	1981-82
10.	1,374	2011-12

» ASSISTS

1.	677	2000-01
2.	624	2001-02
3.	617	1999-00
4.	605	2005-06
5.	604	2011-12
6.	591	2008-09
7.	575	1993-94
8.	550	1985-86
9.	548	1982-83
10.	538	1984-85

» STEALS

1.	421	1984-85
2.	402	2001-02
3.	394	1985-86
4.	387	2000-01
5.	369	1994-95
6.	368	1991-92
7.	343	1983-84
8.	333	1989-90
9.	330	1999-00
10.	316	1982-83

» BLOCKS

1.	211	2008-09
2.	200	2005-06
3.	192	2006-07
4.	190	2016-17
5.	189	2007-08
6.	142	2017-18
7.	141	1992-93
8.	137	2011-12
9.	121	1994-95
10.	116	2013-14

» FIELD GOALS

1.	1,086	1983-84
2.	1,085	2008-09
3.	1,049	1984-85
4.	1,039	1985-86
5.	1,029	2005-06
6.	1,022	2009-10
7.	1,015	2000-01
8.	1,011	2001-02
9.	952	2006-07
10.	947	1999-00

» FIELD GOAL ATTEMPTS

1.	2,372	2009-10
2.	2,308	2008-09
3.	2,259	1983-84
4.	2,214	2001-02
5.	2,202	2010-11
6.	2,182	1985-86
7.	2,180	2005-06
8.	2,151	1989-90
9.	2,134	2000-01
10.	2,119	1984-85

» FIELD GOAL ATTEMPTS

1.	495	1984-85
2.	481	1983-84
3.	480	1999-00
4.	476	2000-01
	476	1985-86
6.	474	1993-94
7.	472	2005-06
8.	470	2008-09
9.	469	1980-81
10.	469	2006-07

» 3-POINT FIELD GOALS

1.	251	2010-11
2.	230	2014-15
3.	220	2016-17
4.	217	2013-14
5.	214	2005-06
6.	211	2001-02
7.	207	2000-01
8.	205	2015-16
9.	202	2011-12
10.	200	2018-19

» 3-POINT FG ATTEMPTS

1.	713	2010-11
2.	662	2013-14
3.	660	2014-15
4.	651	2015-16
5.	643	2016-17
6.	615	2005-06
7.	603	2009-10
8.	598	2003-04
9.	589	2017-18
10.	582	2011-12

» 3-POINT FG PCT.

1.	397	1987-88
2.	380	2000-01
3.	366	2018-19
	366	1999-00
5.	364	2001-02
6.	361	1993-94
7.	360	2006-07
8.	353	1991-92
9.	352	2010-11
10.	349	1995-96

» FREE THROWS

1.	592	2013-14
2.	582	2001-02
3.	553	1998-99
4.	547	1999-00
5.	546	2000-01
6.	522	2010-11
7.	520	1981-82
8.	507	1983-84
9.	500	2011-12
10.	494	1980-81
	494	2009-10

» FREE THROW ATTEMPTS

1.	791	2013-14
2.	778	2001-02
3.	777	1981-82
4.	767	1998-99
5.	761	2000-01
6.	756	1982-83
7.	737	2005-06
8.	731	1999-00
9.	725	1983-84
10.	700	2002-03

» FREE THROW PCT.

1.	769	2010-11
2.	748	2013-14
	748	2001-02
	748	1999-00
5.	740	2011-12
6.	737	2009-10
7.	736	2016-17
8.	729	2003-04
9.	724	2004-05
10.	721	1998-99

» GAMES PLAYED

1.	38	2009-10
2.	37	2008-09
3.	36	2005-06
	36	2001-02
5.	35	2010-11
6.	34	2000-01
	34	2011-12
8.	33	Eight times

» MINUTES PLAYED

1.	7,700	2009-10
2.	7,400	2008-09
3.	7,225	2005-06
	7,225	2001-02
5.	6,900	2000-01
6.	6,825	2011-12
7.	6,727	2014-15
8.	6,675	2016-17
	6,675	2013-14
10.	6,656	2006-07

SINGLE-SEASON LEADERS



» POINTS

Player	Pts.	Season
1. Courtney Paris	788	2005-06
2. Courtney Paris	775	2006-07
3. Phylesha Whaley	686	1999-00
4. Aaryn Ellenberg	654	2012-13
5. Danielle Robinson	642	2010-11
6. Danielle Robinson	639	2009-10
7. LaNeisha Caufield	626	2001-02
8. Stacey Dales	611	2001-02
9. Courtney Paris	588	2008-09
10. Aaryn Ellenberg	580	2013-14

» POINTS PER GAME

Player	PPG	Season
1. Courtney Paris	23.5	2006-07
2. Courtney Paris	21.9	2005-06
3. Phylesha Whaley	20.8	1999-00
4. Molly McGuire	20.6	1982-83
5. Molly McGuire	19.7	1981-82
Tami Rogers	19.7	1989-90
7. Phylesha Whaley	19.6	1998-99
8. Aaryn Ellenberg	19.3	2013-14
9. Aaryn Ellenberg	18.7	2012-13
10. Courtney Paris	18.6	2007-08

» FIELD GOALS

Player	FG	Season
1. Courtney Paris	331	2005-06
2. Courtney Paris	318	2006-07
3. Phylesha Whaley	265	1999-00
4. Molly McGuire	243	1979-80
5. Danielle Robinson	240	2009-10
6. Courtney Paris	239	2007-08
7. Courtney Paris	236	2008-09
8. Danielle Robinson	235	2010-11
9. Aaryn Ellenberg	230	2012-13
10. Stacey Dales	228	2001-02

» FIELD GOAL ATTEMPTS

Player	FGA	Season
1. Courtney Paris	558	2006-07
2. Aaryn Ellenberg	542	2012-13
3. Courtney Paris	539	2005-06
4. Tami Rogers	538	1989-90
5. Danielle Robinson	516	2009-10
6. Danielle Robinson	513	2010-11
7. Phylesha Whaley	492	1999-00
8. Whitney Hand	486	2011-12
9. Amanda Thompson	484	2009-10
10. Stacey Dales	479	2001-02

» FIELD GOAL PCT. (MIN. 200 ATT.)

Player	Pct.	Season
1. Molly McGuire	.615	1980-81
2. Molly McGuire	.614	1982-83
3. Courtney Paris	.614	2005-06
4. Vionise Pierre-Louis	.611	2017-18
5. Molly McGuire	.600	1979-80
6. Kaylon Williams	.596	2014-15
7. Lisa Allison	.583	1984-85
8. Jacquetta Hurley	.576	1984-85
9. Maria Villarreal	.576	2002-03
10. Courtney Paris	.570	2006-07

» 3-POINT FIELD GOALS

Player	3FG	Season
1. Aaryn Ellenberg	115	2012-13
2. Taylor Robertson	105	2018-19
3. Aaryn Ellenberg	94	2010-11
4. Aaryn Ellenberg	92	2013-14
5. Erin Higgins	88	2005-06
6. Carin Stites	87	1990-91
7. Nyeshia Stevenson	86	2009-10
8. Gabbi Ortiz	84	2017-18
9. Rosalind Ross	79	2001-02
10. Aaryn Ellenberg	75	2011-12

» 3-POINT FG ATTEMPTS

Player	3FGA	Season
1. Aaryn Ellenberg	278	2012-13
2. Nyeshia Stevenson	259	2009-10
3. Aaryn Ellenberg	256	2013-14
4. Carin Stites	244	1990-91
5. Aaryn Ellenberg	237	2010-11
6. Taylor Robertson	225	2018-19
7. Gabbi Ortiz	218	2017-18
Rosalind Ross	218	2001-02
9. Erin Higgins	214	2005-06
10. Aaryn Ellenberg	204	2011-12

» 3-POINT FG PCT. (MIN. 2/GAME)

Player	Pct.	Season
1. Pam Pennon	.494	1995-86
2. Phylesha Whaley	.488	1999-00
3. Taylor Robertson	.467	2018-19
4. Chelsi Welch	.452	2006-07
5. Melissa Richie	.440	1993-94
6. Leah Rush	.434	2006-07
7. Sunny Hardeman	.416	2000-01
8. Aaryn Ellenberg	.414	2012-13
9. Erin Higgins	.411	2005-06
10. Caton Hill	.406	2003-04

» FREE THROWS

Player	FT	Season
1. LaNeisha Caufield	191	2001-02
2. LaNeisha Caufield	183	1998-99
3. LaNeisha Caufield	173	1999-00
4. Phylesha Whaley	168	1997-98
5. Danielle Robinson	167	2010-11
6. Danielle Robinson	157	2009-10
7. Phylesha Whaley	148	1998-99
8. LaNeisha Caufield	146	2000-01
9. Sharane Campbell	139	2013-14
Courtney Paris	139	2006-07

» FREE THROW ATTEMPTS

Player	FTA	Season
1. Courtney Paris	262	2005-06
2. Courtney Paris	242	2006-07
3. LaNeisha Caufield	227	1998-99
4. LaNeisha Caufield	220	2001-02
5. Phylesha Whaley	213	1997-98
6. LaNeisha Caufield	205	1999-00
7. Courtney Paris	201	2008-09
8. Danielle Robinson	190	2010-11
9. Molly McGuire	188	2013-14
10. Vionise Pierre-Louis	184	2017-18

» FREE THROW PCT. (MIN. 60 ATT.)

Player	Pct.	Season
1. Chelsi Welch	.929	2005-06
2. Danielle Robinson	.902	2008-09
3. Taylor Robertson	.889	2018-19
4. Danielle Robinson	.879	2010-11
5. Danielle Robinson	.877	2009-10
6. Sharane Campbell	.874	2013-14
7. LaNeisha Caufield	.868	2001-02
8. Leah Rush	.847	2004-05
9. Caton Hill	.845	2003-04
10. LaNeisha Caufield	.844	1999-00

» REBOUNDS

Player	Reb.	Season
1. Courtney Paris	539	2005-06
2. Courtney Paris	526	2006-07
3. Courtney Paris	503	2008-09
4. Courtney Paris	466	2007-08
5. Amanda Thompson	400	2009-10
6. Shirley Fisher	399	1983-84
7. Joanna McFarland	369	2012-13
8. Molly McGuire	341	1979-80
9. Caton Hill	315	2000-01
10. Molly McGuire	295	1980-81

» REBOUNDS PER GAME

Player	Avg.	Season
1. Courtney Paris	15.9	2006-07
2. Courtney Paris	15.03	2007-08
3. Courtney Paris	14.97	2005-06
4. Courtney Paris	13.6	2008-09
5. Shirley Fisher	12.9	1983-84
6. Lisa Allison	12.3	1985-86
7. Joanna McFarland	10.5	2012-13
Amanda Thompson	10.5	2009-10
9. Molly McGuire	10.3	1979-80
Erika Notzke	10.3	1988-90

» OFFENSIVE REBOUNDS

Player	Reb.	Season
1. Courtney Paris	208	2008-09
2. Courtney Paris	187	2006-07
3. Courtney Paris	178	2007-08
4. Courtney Paris	169	2005-06
5. Amanda Thompson	151	2009-10
6. Erika Notzke	126	1998-89
7. Ashley Paris	116	2008-09
8. Joanna McFarland	112	2012-13
9. Kaylon Williams	110	2014-15
10. Abi Olajuwon	105	2009-10
Cathy Bassett	105	2009-10

» DEFENSIVE REBOUNDS

Player	Reb.	Season
1. Courtney Paris	370	2005-06
2. Courtney Paris	339	2006-07
3. Courtney Paris	295	2008-09
4. Courtney Paris	288	2007-08
5. Amanda Thompson	259	2009-10
6. Joanna McFarland	257	2012-13
7. Ashley Paris	239	2008-09
8. Caton Hill	219	2000-01
9. Diannah Jackson	183	2004-05
10. Caton Hill	179	2001-02



SINGLE-SEASON LEADERS



» Courtney Paris averaged a school-record 23.5 points and 15.9 rebounds per game to earn AP National Player of the Year honors as a sophomore in 2006-07. OU finished 28-5 that season and advanced to the Sweet 16.

» ASSISTS

Player	Ast.	Season
1. Stacey Dales.....	248	2000-01
2. Sharee Mitchum.....	242	1993-94
3. Danielle Robinson.....	217	2008-09
4. Danielle Robinson.....	202	2009-10
5. Stacey Dales.....	190	1999-00
6. Morgan Hook.....	186	2012-13
7. Danielle Robinson.....	177	2010-11
8. Stacey Dales.....	176	2001-02
9. Diannah Jackson.....	173	2004-05
10. Diannah Jackson.....	165	2003-04

» STEALS

Player	Stl.	Season
1. LaNeisha Caufield.....	135	2000-01
2. Pam Pennon.....	109	1995-96
3. Vickie Green.....	100	1985-86
4. LaNeisha Caufield.....	97	2001-02
5. LaNeisha Caufield.....	96	1999-00
6. Danielle Robinson.....	87	2010-11
7. Pam Pennon.....	84	1994-95
8. Jacquetta Hurley.....	83	1984-85
9. Stacey Dales.....	82	1999-00
Danielle Robinson.....	82	2008-09

» MINUTES AVERAGE

Player	Avg.	Season
1. Angie Alexander.....	37.6	1990-91
2. Cathy Bassett.....	36.6	1990-91
3. Gabbi Ortiz.....	36.5	2017-18
Phylesha Whaley.....	36.5	1997-98
4. Whitney Hand.....	36.2	2011-12
5. Erika Notzke.....	35.9	1988-89
Roxanne Long.....	35.9	1997-98
7. Phylesha Whaley.....	35.7	1998-99
8. Nyeshia Stevenson.....	35.6	2009-10
9. Danielle Robinson.....	35.1	2009-10

» BLOCKS

Player	Blk.	Season
1. Courtney Paris.....	119	2005-06
2. Courtney Paris.....	111	2006-07
3. Courtney Paris.....	108	2007-08
Courtney Paris.....	108	2008-09
5. LaNae Jones.....	78	1995-96
6. Vionise Pierre-Louis.....	77	2017-18
7. Vionise Pierre-Louis.....	71	2016-17
8. Nancy Mulkey.....	62	2016-17
9. Nicole Griffin.....	58	2012-13
10. Nicole Griffin.....	57	2011-12

» MINUTES PLAYED

Player	Min.	Season
1. Nyeshia Stevenson.....	1,354	2009-10
2. Danielle Robinson.....	1,333	2009-10
3. Amanda Thompson.....	1,282	2009-10
4. Whitney Hand.....	1,230	2011-12
5. LaNeisha Caufield.....	1,181	2001-02
6. Erin Higgins.....	1,179	2005-06
7. Aaryn Ellenberg.....	1,163	2012-13
8. Danielle Robinson.....	1,150	2010-11
9. Phylesha Whaley.....	1,134	1999-00
10. Gabbi Ortiz.....	1,131	2017-18

CAREER LEADERS



» GAMES PLAYED

Player	G	Seasons
1. Jasmine Hartman.....	143	2009-13
2. Danielle Robinson.....	141	2008-11
3. Caton Hill.....	140	2000-04
4. Amanda Thompson.....	138	2007-10
5. Morgan Hook.....	137	2011-14
Ashley Paris.....	137	2006-09
Courtney Paris.....	137	2006-09
8. Joanna McFarland.....	136	2010-13
9. Sharane Campbell-Olds.....	135	2012-15
10. Aaryn Ellenberg.....	134	2011-14

» GAMES STARTED

Player	Starts	Seasons
1. Danielle Robinson.....	140	2008-11
2. Caton Hill.....	139	2000-04
3. Courtney Paris.....	136	2006-09
4. LaNeisha Caufield.....	132	1999-02
Stacey Dales.....	132	1998-02
6. Aaryn Ellenberg.....	131	2011-14
7. Erin Higgins.....	123	2003-07
8. Gabbi Ortiz.....	121	2015-18
9. Leah Rush.....	116	2004-07
Phylesha Whaley.....	116	1997-00

» MINUTES PLAYED

Player	Min.	Seasons
1. Danielle Robinson.....	4,579	2008-11
2. LaNeisha Caufield.....	4,287	1999-02
3. Stacey Dales.....	4,199	1998-02
4. Courtney Paris.....	4,143	2006-09
5. Dionnah Jackson.....	4,051	2002-05
6. Erin Higgins.....	4,046	2003-07
7. Phylesha Whaley.....	4,025	1998-00
8. Gabbi Ortiz.....	3,970	2015-18
9. Caton Hill.....	3,883	2000-04
10. Ashley Paris.....	3,526	2006-09

» POINTS

Player	Pts.	Seasons
1. Courtney Paris.....	2,729	2006-09
2. Aaryn Ellenberg.....	2,328	2011-14
3. Phylesha Whaley.....	2,187	1997-00
4. Molly McGuire.....	2,147	1980-83
5. Danielle Robinson.....	2,138	2008-11
6. LaNeisha Caufield.....	2,125	1999-02
7. Stacey Dales.....	1,920	1998-02
8. Caton Hill.....	1,653	2000-04
Jacquetta Hurley.....	1,653	1983-86
10. Lynn McCurdy.....	1,511	1981-84
Angi Guffy.....	1,511	1992-95
12. Dionnah Jackson.....	1,491	2002-05
13. Etta Maytubby.....	1,451	1993-96
14. Leah Rush.....	1,427	2004-07
15. Sharane Campbell-Olds.....	1,391	2012-15

» POINTS PER GAME

Player	Avg.	Seasons
1. Courtney Paris.....	19.9	2006-09
2. Phylesha Whaley.....	18.9	1997-00
3. Molly McGuire.....	18.7	1980-83
4. Barbara Johnson.....	18.1	1979
5. Aaryn Ellenberg.....	17.4	2011-14
6. Erin Schreiber.....	17.1	1979
7. Carin Stites.....	16.2	1991-92
8. LaNeisha Caufield.....	16.1	1999-02
9. Danielle Robinson.....	15.2	2008-11
10. Maria Villarreal.....	14.6	2003-04

» FIELD GOALS

Player	FG	Seasons
1. Courtney Paris.....	1,124	2006-09
2. Molly McGuire.....	859	1980-83
3. Aaryn Ellenberg.....	825	2011-14
4. Danielle Robinson.....	810	2008-11
5. Phylesha Whaley.....	777	1997-00
6. Stacey Dales.....	719	1998-02
7. LaNeisha Caufield.....	679	1999-02
8. Jacquetta Hurley.....	670	1983-86
9. Caton Hill.....	611	2000-04
10. Lynn McCurdy.....	608	1981-84

» FIELD GOAL ATTEMPTS

Player	FGA	Seasons
1. Aaryn Ellenberg.....	2,025	2011-14
2. Courtney Paris.....	1,941	2006-09
3. Danielle Robinson.....	1,676	2008-11
4. Stacey Dales.....	1,621	1998-02
5. Phylesha Whaley.....	1,594	1997-00
6. Molly McGuire.....	1,433	1980-83
7. LaNeisha Caufield.....	1,427	1999-02
8. Lynn McCurdy.....	1,323	1981-84
9. Caton Hill.....	1,292	2000-04
10. Tami Rogers.....	1,273	1986-90

» FIELD GOAL PCT. (MIN. 800 ATT.)

Player	Pct.	Seasons
1. Molly McGuire.....	599	1980-83
2. Courtney Paris.....	569	2006-09
3. Vionise Pierre-Louis.....	562	2015-18
4. Angi Guffy.....	552	1992-95
5. Kaylon Williams.....	541	2012-16
6. Jacquetta Hurley.....	533	1983-86
7. Mandy Wade.....	509	1992-95
8. Lisa Allison.....	508	1984-87
9. Ashley Paris.....	508	2006-09
10. Phylesha Whaley.....	487	1997-00

» 3-POINT FIELD GOALS

Player	3FG	Seasons
1. Aaryn Ellenberg.....	376	2011-14
2. Erin Higgins.....	268	2003-07
3. Gabbi Ortiz.....	215	2015-18
4. Morgan Hook.....	189	2011-14
5. Etta Maytubby.....	174	1993-96
6. Nyeshia Stevenson.....	167	2007-10
7. Whitney Hand.....	164	2009-13
8. Peyton Little.....	161	2015-17
9. Carin Stites.....	152	1991-92
10. Chelsi Welch.....	144	2003-07

» 3-POINT FG ATTEMPTS

Player	3FGA	Seasons
1. Aaryn Ellenberg.....	975	2011-14
2. Erin Higgins.....	729	2003-07
3. Gabbi Ortiz.....	627	2015-18
4. Etta Maytubby.....	537	1993-96
5. Morgan Hook.....	524	2011-14
6. Nyeshia Stevenson.....	492	2007-10
7. Peyton Little.....	472	2015-17
8. Whitney Hand.....	472	2009-13
9. Chelsi Welch.....	414	2003-07
10. Carin Stites.....	411	1991-92

» 3-POINT FG PCT. (MIN. 200 ATT.)

Player	Pct.	Seasons
1. Taylor Robertson.....	467	2018-19
2. Pam Pennon.....	417	1995-96
3. Phylesha Whaley.....	401	1997-00
4. Caton Hill.....	396	2000-04
5. Aaryn Ellenberg.....	386	2011-14
6. Rosalind Ross.....	376	2001-02
7. Carin Stites.....	370	1991-92
8. Melissa Ritchie.....	368	1992-95
9. Sunny Hardeman.....	367	1998-01
10. Morgan Hook.....	361	2011-14

» FREE THROWS

Player	FT	Seasons
1. LaNeisha Caufield.....	693	1999-02
2. Phylesha Whaley.....	552	1997-00
3. Danielle Robinson.....	511	2008-11
4. Courtney Paris.....	481	2006-09
5. Sharane Campbell-Olds.....	442	2011-14
6. Molly McGuire.....	429	1980-83
7. Angi Guffy.....	354	1992-95
8. Stacey Dales.....	346	1998-02
9. Lynn McCurdy.....	337	1981-84
Vionise Pierre-Louis.....	337	2015-18

» FREE THROW ATTEMPTS

Player	FTA	Seasons
1. Courtney Paris.....	880	2006-09
2. LaNeisha Caufield.....	826	1999-02
3. Phylesha Whaley.....	710	1997-00
4. Danielle Robinson.....	600	2008-11
5. Molly McGuire.....	588	1980-83
6. Sharane Campbell-Olds.....	574	2011-14
7. Stacey Dales.....	504	1998-02
8. Vionise Pierre-Louis.....	488	2015-18
9. LaNae Jones.....	482	1993-96
10. Dionnah Jackson.....	468	2002-05
Angi Guffy.....	468	1992-95

» FREE THROW PCT. (MIN. 200 ATT.)

Player	Pct.	Seasons
1. Chelsi Welch.....	855	2003-07
2. Danielle Robinson.....	852	2008-11
3. Gabbi Ortiz.....	839	2015-18
LaNeisha Caufield.....	839	1999-02
5. Tami Rogers.....	811	1986-90
6. Caton Hill.....	799	2000-04
7. Leah Rush.....	795	2004-07
8. Aaryn Ellenberg.....	789	2011-14
9. Maddie Manning.....	777	2013-18
Phylesha Whaley.....	777	1997-00



CAREER LEADERS

» REBOUNDS

Player	Reb.	Seasons
1. Courtney Paris	2,034	2006-09
2. Molly McGuire	1,071	1980-83
3. Ashley Paris	1,064	2006-09
4. Caton Hill	1,052	2000-04
5. Amanda Thompson	940	2007-10
6. Joanna McFarland	910	2010-13
7. Phylesha Whaley	892	1997-00
8. Dionnah Jackson	829	2002-05
9. Vionise Pierre-Louis	801	2015-18
10. Janet Freeman-Southard	800	1979-82

» REBOUNDS PER GAME

Player	Avg.	Seasons
1. Courtney Paris	14.8	2006-09
2. Barbara Johnson	9.5	1979
3. Molly McGuire	9.3	1980-83
4. Shirley Fisher	9.0	1983-85
5. Terri Adams	8.8	1980
6. Tina Taylor	8.0	1996-97
7. Erin Schreiber	7.9	1981
8. Ashley Paris	7.8	2006-09
9. Phylesha Whaley	7.7	1997-00
10. Caton Hill	7.5	2000-04

» OFFENSIVE REBOUNDS

Player	Reb.	Seasons
1. Courtney Paris	742	2006-09
2. Ashley Paris	350	2006-09
3. Amanda Thompson	342	2007-10
4. Kaylon Williams	341	2012-16
5. Joanna McFarland	314	2010-13
6. Phylesha Whaley	313	1997-00
7. Caton Hill	304	2000-04
8. Vionise Pierre-Louis	263	2015-18
9. Stacey Dales	235	1998-02
10. Leah Rush	233	2004-07

» DEFENSIVE REBOUNDS

Player	Reb.	Seasons
1. Courtney Paris	1,292	2006-07
2. Caton Hill	745	2000-04
3. Ashley Paris	714	2006-09
4. Dionnah Jackson	626	2002-05
5. Joanna McFarland	596	2010-13
6. Amanda Thompson	592	2007-10
7. Phylesha Whaley	579	1997-00
8. Vionise Pierre-Louis	538	2015-18
9. Stacey Dales	486	1998-02
10. Angi Guffy	485	1992-95

» ASSISTS

Player	Ast.	Seasons
1. Stacey Dales	764	1998-02
2. Danielle Robinson	726	2008-11
3. Dionnah Jackson	606	2002-05
4. Sharee Mitchum	601	1992-95
5. Morgan Hook	507	2011-14
6. Gabbi Ortiz	383	2015-18
7. LaNeisha Caufield	377	1999-02
8. Angie Alexander	367	1989-92
9. Brittany Brown	322	2004-07
10. Etta Maytubby	302	1993-96

» BLOCKS

Player	Blk.	Seasons
1. Courtney Paris	446	2006-09
2. LaNae Jones	243	1993-96
3. Vionise Pierre-Louis	221	2015-18
4. Nicole Griffin	197	2011-14
5. Amanda Thompson	122	2007-10
6. Ashley Paris	114	2006-09
7. Angi Guffy	99	1992-95
8. Lisa Allison	84	1984-87
Jacquetta Hurley	84	1983-86
10. Kaylon Williams	77	2012-16

» STEALS

Player	Stl.	Seasons
1. LaNeisha Caufield	402	1999-02
2. Danielle Robinson	309	2008-11
3. Jacquetta Hurley	280	1983-86
4. Dionnah Jackson	265	2002-05
5. Stacey Dales	250	1998-02
6. LaTrenda Phillips	232	1984-87
7. Caton Hill	217	2000-04
8. Etta MayTubby	205	1993-96
Lynn McCurdy	205	1981-84
10. Angie Alexander	203	1989-92

» DOUBLE-DOUBLES

Player	DbI-DbI.	Seasons
1. Courtney Paris	128	2006-09
2. Molly McGuire	54	1980-83
3. Caton Hill	33	2000-04
4. Ashley Paris	33	2006-09
Jacquetta Hurley	33	1983-86
6. Phylesha Whaley	25	1997-00
7. Jo Mosley	22	1986-89
8. Vionise Pierre-Louis	21	2015-18
9. Joanna McFarland	20	2010-13
10. Amanda Thompson	19	2007-10

» DOUBLE-DIGIT SCORING GAMES

Player	Tot.	Seasons
1. Courtney Paris	134	2006-09
2. Aaryn Ellenberg	112	2011-14
3. LaNeisha Caufield	108	1999-02
4. Stacey Dales	104	1998-09
5. Phylesha Whaley	102	1997-00
6. Molly McGuire	100	1980-83
7. Jacquetta Hurley	92	1983-86
8. Caton Hill	90	2000-04
9. Dionnah Jackson	81	2002-05
10. Lynn McCurdy	78	1981-84



» Two-time Big 12 Player of the Year Stacey Dales is the program's all-time leader in assists. She earned All-America honors as a junior and a senior, and guided the Sooners to their first Final Four appearance in 2002.

YEAR-BY-YEAR STATISTICS



YEAR	W-L	FGM	FGA	FG%	3FGM	3FGA	3FG%	FTM	FTA	FT%	REB	AVG	PTS	AVG
1974-75*	2-14													
1975-76	3-14	287	1045	.274	-	-	-	146	271	.539	NA	NA	737	43.3
1976-77^	4-20	490	1377	.356	-	-	-	194	389	.499	620	29.5	1174	55.9
1977-78	20-12	937	2183	.429	-	-	-	357	595	.602	1082	34.3	2231	69.8
1978-79	13-16	721	1700	.424	-	-	-	312	491	.635	971	33.5	1754	60.5
1979-80	17-16	863	2012	.431	-	-	-	294	475	.619	1345	40.8	2030	61.5
1980-81	21-11	917	1956	.469	-	-	-	494	695	.711	1327	42.8	2328	75.1
1981-82	17-14	854	1988	.430	-	-	-	520	777	.669	1381	44.5	2228	71.9
1982-83	17-11	927	1982	.468	-	-	-	476	756	.630	1287	46.0	2330	83.2
1983-84	22-10	1086	2259	.481	-	-	-	507	725	.699	1443	45.1	2679	83.7
1984-85	23-7	1049	2119	.495	-	-	-	437	681	.641	1295	43.2	2535	84.5
1985-86	24-7	1039	2182	.476	-	-	-	482	699	.690	1299	41.9	2560	82.6
1986-87	18-10	876	1938	.452	-	-	-	386	591	.653	1131	40.4	2140	76.4
1987-88	14-13	855	1990	.430	77	194	.397	339	522	.649	1183	43.8	2126	78.7
1988-89	11-16	903	2012	.449	22	77	.299	301	442	.681	1177	43.6	2129	78.9
1989-90	7-22	893	2151	.415	67	213	.315	451	634	.711	1199	41.3	2304	79.4
1990-91	10-18	796	1857	.428	159	468	.339	338	520	.650	1065	37.8	2089	74.6
1991-92	17-12	907	1968	.461	130	368	.353	421	619	.680	1066	36.8	2346	80.9
1992-93	12-15	699	1581	.442	80	293	.273	384	591	.650	1064	39.4	1865	69.1
1993-94	18-12	908	1915	.474	163	451	.361	413	610	.677	1271	42.2	2392	79.8
1994-95	22-9	901	1988	.453	153	484	.316	451	673	.670	1206	38.9	2412	77.8
1995-96	12-15	722	1718	.420	166	476	.349	364	562	.648	1053	39.0	1974	73.1
1996-97	5-22	587	1519	.386	128	414	.309	348	520	.669	1006	37.3	1650	61.1
1997-98	8-19	623	1567	.398	155	466	.333	427	629	.679	1025	38.0	1828	67.7
1998-99	15-14	733	1640	.447	103	333	.309	621	851	.730	1156	39.9	2190	75.5
1999-00	25-8	947	1974	.480	166	454	.366	547	731	.748	1277	38.7	2607	79.0
2000-01	28-6	1015	2134	.476	207	545	.380	546	761	.717	1402	41.2	2783	81.9
2001-02	32-4	1011	2214	.457	211	580	.364	582	778	.748	1411	39.2	2815	78.2
2002-03	19-13	755	1812	.417	136	456	.298	493	700	.704	1281	40.0	2139	66.8
2003-04	24-9	842	1936	.435	191	598	.319	458	628	.729	1343	40.7	2333	70.7
2004-05	17-13	756	1796	.421	189	571	.331	370	511	.724	1188	39.6	2071	69.0
2005-06	31-5	1029	2180	.472	214	615	.348	476	737	.646	1613	44.8	2748	76.3
2006-07	28-5	952	2029	.469	181	503	.360	444	688	.645	1539	46.6	2529	76.6
2007-08	22-9	911	2019	.451	113	399	.283	322	495	.651	1389	44.8	2257	72.8
2008-09	32-5	1085	2308	.470	177	540	.328	456	674	.677	1611	43.5	2803	75.8
2009-10	27-11	1022	2372	.431	187	603	.310	494	670	.737	1552	40.8	2725	71.7
2010-11	23-12	940	2202	.427	251	713	.352	522	679	.769	1371	39.2	2653	75.8
2011-12	21-13	853	2008	.425	202	582	.347	500	676	.740	1374	40.4	2408	70.8
2012-13	24-11	879	2077	.423	272	743	.366	512	697	.735	1412	40.3	2542	72.6
2013-14	18-15	874	1994	.438	317	662	.328	592	791	.748	1321	40.0	2557	77.5
2014-15	21-12	877	2014	.435	230	660	.348	481	690	.697	1264	38.3	2465	74.7
2015-16	22-11	819	1981	.413	205	651	.315	454	638	.712	1285	38.9	2297	69.6
2016-17	23-10	868	2093	.415	220	643	.342	485	659	.736	1298	39.3	2441	74.0
2017-18	16-15	848	1924	.441	197	589	.334	464	470	.693	1190	38.4	2357	76.0
2018-19	8-22	764	1808	.423	200	546	.366	433	649	.667	1176	39.2	2161	72.0

* Statistics unavailable

^ Reflects 21 of 24 games that season.



YEAR-BY-YEAR LEADERS

» SCORING AVERAGE

Year	Player	G	Pts.	Avg.
1974-75	Julie Arrington	16	137	8.6
1975-76	Jo Stottsberry	16	193	12.0
1976-77	Mary Lane	24	344	14.3
1977-78	Vickie McCann	26	341	13.6
1978-79	Barbara Johnson	29	524	18.1
1979-80	Molly McGuire	33	579	17.5
1980-81	Molly McGuire	31	540	17.4
1981-82	Molly McGuire	23	452	19.7
1982-83	Molly McGuire	28	576	20.6
1983-84	Lynn McCurdy	32	530	16.6
1984-85	Jacquetta Hurley	30	515	17.2
1985-86	Vickie Green	31	458	14.8
1986-87	LaTrenda Phillips	28	361	12.9
1987-88	Jo Mosley	24	357	14.9
1988-89	Jo Mosley	26	439	16.9
1989-90	Tami Rogers	29	571	19.7
1990-91	Carin Stites	28	517	18.4
1991-92	Angi Guffy	29	444	15.3
1992-93	Angi Guffy	27	403	14.9
1993-94	Etta Maytubby	28	413	14.8
1994-95	Mandy Wade	30	423	14.1
1995-96	Pam Pennon	27	388	14.4
1996-97	Phylesha Whaley	27	386	14.3
1997-98	Phylesha Whaley	27	546	20.2
1998-99	Phylesha Whaley	29	569	19.6
1999-00	Phylesha Whaley	33	686	20.8
2000-01	Stacey Dales	34	543	16.0
2001-02	LaNeisha Caufield	36	626	17.4
2002-03	Maria Villarroel	32	480	15.0
2003-04	Maria Villarroel	33	472	14.3
2004-05	Leah Rush	30	465	15.5
2005-06	Courtney Paris	36	788	21.9
2006-07	Courtney Paris	33	775	23.5
2007-08	Courtney Paris	31	578	18.6
2008-09	Courtney Paris	37	588	15.9
2009-10	Danielle Robinson	38	639	16.8
2010-11	Danielle Robinson	35	642	18.3
2011-12	Aaryn Ellenberg	34	528	15.5
2012-13	Aaryn Ellenberg	35	654	18.7
2013-14	Aaryn Ellenberg	30	580	19.3
2014-15	Peyton Little	33	417	12.6
2015-16	Kaylon Williams	33	410	12.4
2016-17	Maddie Manning	30	378	12.6
2017-18	Vionise Pierre-Louis	31	477	15.9
2018-19	Ana Llanusa	20	365	18.3

» REBOUNDED AVERAGE

Year	Player	G	Rebs.	Avg.
1974-75	Julie Arrington	16	129	8.1
1975-76	No statistics available			
1976-77	Gale Frasier	21	132	9.4
1977-78	Teresa Ray	32	230	7.2
1978-79	Barbara Johnson	29	276	9.5
1979-80	Molly McGuire	33	341	10.3
1980-81	Molly McGuire	31	295	9.5



» Molly McGuire was the first player to lead the Sooners in scoring in four consecutive seasons. McGuire was also the first player to average more than 20 points during one year, scoring 20.6 per contest in the 1982-83 season.

1981-82	Janet Freeman	31	219	7.1
1982-83	Molly McGuire	28	238	8.5
1983-84	Lynn McCurdy	32	212	6.6
1984-85	Jacquetta Hurley	30	236	7.9
1985-86	Jacquetta Hurley	31	189	6.1
1986-87	Jo Mosley	28	202	7.2
1987-88	Jo Mosley	24	194	8.1
1988-89	Erika Notzke	27	278	10.3
1989-90	Tami Rogers	29	237	8.2
1990-91	Cathy Bassett	28	245	8.7
1991-92	Angi Guffy	29	204	7.0
1992-93	LaNae Jones	27	175	6.5
1993-94	Mandy Wade	30	209	7.0
1994-95	Mandy Wade	30	190	6.3
1995-96	LaNae Jones	27	187	6.9
1996-97	Tina Taylor	25	218	8.7
1997-98	Phylesha Whaley	27	220	8.1
1998-99	Phylesha Whaley	29	218	7.5
1999-00	Phylesha Whaley	33	261	7.9
2000-01	Caton Hill	34	315	9.3
2001-02	Caton Hill	36	250	6.9
2002-03	Theresa Schuknecht	32	212	6.6
2003-04	Maria Villarroel	33	211	6.4
2004-05	Dionnah Jackson	30	255	8.5
2005-06	Courtney Paris	36	539	15.0
2006-07	Courtney Paris	33	526	15.9
2007-08	Courtney Paris	31	466	15.0
2008-09	Courtney Paris	37	503	13.6
2009-10	Amanda Thompson	38	400	10.5
2010-11	Joanna McFarland	35	232	6.6
2011-12	Whitney Hand	34	241	7.1
2012-13	Joanna McFarland	35	369	10.5
2013-14	Sharane Campbell	33	178	5.4
2014-15	Kaylon Williams	32	212	6.6
2015-16	Kaylon Williams	33	234	7.1
2016-17	Vionise Pierre-Louis	33	251	7.9
2017-18	Vionise Pierre-Louis	31	262	8.7
2018-19	Madi Williams	30	241	8.0

YEAR-BY-YEAR LEADERS



» ASSISTS AVERAGE

Year	Player	G	Ast.	Avg.
1980-81	Janet Gabriel	93		
1981-82	Ladanah Sanders	100		
1982-83	Sandy Hetherington	120		
1983-84	Shirley Fisher	131		
1984-85	Viki Streets	116		
1985-86	Viki Streets	126		
1986-87	Margaret McKeon	111		
1987-88	Margaret McKeon	149		
1988-89	Tami Rogers	27	106	3.9
1989-90	Tami Rogers	29	95	3.3
1990-91	Angie Alexander	28	127	4.5
1991-92	Angie Alexander	29	125	4.3
1992-93	Sharee Mitchum	27	134	5.0
1993-94	Sharee Mitchum	30	242	8.1
1994-95	Sharee Mitchum	31	156	5.0
1995-96	Pam Pennon	27	119	4.4
1996-97	Roxanne Long	27	86	3.2
1997-98	Shonika Breedlove	27	112	4.2
1998-99	Stacey Dales	29	150	5.2
1999-00	Stacey Dales	33	190	5.8
2000-01	Stacey Dales	34	248	7.3
2001-02	Stacey Dales	36	176	4.9
2002-03	Dionnah Jackson	32	164	5.1
2003-04	Dionnah Jackson	33	165	5.0
2004-05	Dionnah Jackson	30	173	5.8
2005-06	Britney Brown	36	154	4.3
2006-07	Britney Brown	31	90	2.9
2007-08	Danielle Robinson	31	131	4.2
2008-09	Danielle Robinson	37	217	5.9
2009-10	Danielle Robinson	38	202	5.3
2010-11	Danielle Robinson	35	177	5.1
2011-12	Whitney Hand	34	140	4.1
2012-13	Morgan Hook	35	186	5.3
2013-14	Morgan Hook	33	162	4.9
2014-15	Gabbi Ortiz	33	117	3.5
2015-16	T'ona Edwards	33	101	3.1
2016-17	Gabbi Ortiz	33	121	3.7
2017-18	Gileysa Penzo	31	73	2.4
2018-19	Shaina Pellington	23	64	2.8

» BLOCKS PER GAME

Year	Player	G	Blk.	Avg.
1989-90	Marla Duncan	28	29	1.0
1990-91	Cathy Bassett	28	30	1.1
1991-92	Angi Guffy	29	35	1.2
1992-93	LaNae Jones	27	64	2.4
1993-94	LaNae Jones	29	53	1.8
1994-95	LaNae Jones	31	48	1.5
1995-96	LaNae Jones	27	78	2.9
1996-97	Tina Taylor	25	10	0.4
1997-98	Roxanne Long	27	11	0.4
	Jamie Anderson	27	11	0.4
1998-99	Stacey Dales	29	16	0.6
1999-00	Caton Hill	33	13	0.4
2000-01	Jennifer Cunningham	19	26	1.4
2001-02	Stacey Dales	36	9	0.3

	Dionnah Jackson	36	9	0.3
	Rosalind Ross	36	9	0.3
2002-03	Maria Villarroel	32	21	0.7
2003-04	Dionnah Jackson	33	22	0.7
2004-05	Dionnah Jackson	30	26	0.9
2005-06	Courtney Paris	36	119	3.3
2006-07	Courtney Paris	33	111	3.4
2007-08	Courtney Paris	31	108	3.5
2008-09	Courtney Paris	37	108	2.9
2009-10	Amanda Thompson	38	36	0.9
2010-11	Nicole Griffin	30	26	0.9
2011-12	Nicole Griffin	34	57	1.7
2012-13	Nicole Griffin	35	58	1.7
2013-14	Nicole Griffin	33	56	1.7
2014-15	Vionise Pierre-Louis	31	22	0.7
2015-16	Vionise Pierre-Louis	33	51	1.6
2016-17	Vionise Pierre-Louis	33	71	2.2
2017-18	Vionise Pierre-Louis	31	77	2.6
2018-19	Ijeoma Odimgbe	28	24	0.8

» STEALS PER GAME

Year	Player	G	Stl.	Avg.
1989-90	Dana Posey	25	68	2.7
1990-91	Carin Stites	28	68	2.4
1991-92	Angie Alexander	29	62	2.1
1992-93	Sharee Mitchum	27	65	2.4
1993-94	Etta Maytubby	28	52	1.9
1994-95	Pam Pennon	31	84	2.7
1995-96	Pam Pennon	27	109	4.0
1996-97	Tina Taylor	25	60	2.4
1997-98	Shonika Breedlove	27	41	1.5
1998-99	LaNeisha Caufield	29	74	2.6
1999-00	LaNeisha Caufield	33	96	2.9
2000-01	LaNeisha Caufield	34	135	4.0
2001-02	LaNeisha Caufield	36	97	2.7
2002-03	Dionnah Jackson	32	64	2.0
2003-04	Dionnah Jackson	33	75	2.3
2004-05	Dionnah Jackson	30	65	2.2
2005-06	Kendra Moore	36	40	1.1
2006-07	Kendra Moore	33	36	1.1
	Jenna Plumley	32	35	1.1
2007-08	Danielle Robinson	31	69	2.2
2008-09	Danielle Robinson	37	82	2.2
2009-10	Danielle Robinson	38	71	1.9
2010-11	Danielle Robinson	35	87	2.5
2011-12	Aaryn Ellenberg	34	60	1.8
2012-13	Aaryn Ellenberg	35	46	1.3
2013-14	Aaryn Ellenberg	30	59	2.0
2014-15	Sharane Campbell	33	39	1.2
2015-16	Maddie Manning	32	53	1.7
2016-17	Maddie Manning	30	60	2.0
2017-18	Maddie Manning	31	60	1.9
2018-19	Ana Llanusa	20	38	1.3



FRESHMAN CATEGORY LEADERS

» GAMES PLAYED

Player	G	Year
1. Joanna McFarland.....	38.....	2009-10
2. Ashley Paris	36.....	2005-06
Courtney Paris.....	36.....	2005-06
Dionnah Jackson.....	36.....	2001-02
5. Aaryn Ellenberg.....	35.....	2010-11
Jasmine Hartman.....	35.....	2008-09
Morgan Hook.....	35.....	2010-11
Nicole Kornet.....	35.....	2012-13
9. Sharane Campbell.....	34.....	2011-12
DaShawn Harden.....	34.....	2011-12

» GAMES STARTED

Player	GS	Year
1. Courtney Paris.....	36.....	2005-06
2. Gabbi Ortiz.....	33.....	2014-15
Aaryn Ellenberg.....	33.....	2010-11
Whitney Hand.....	33.....	2008-09
Caton Hill.....	33.....	2001-02
Molly McGuire.....	33.....	1979-80
7. Chelsi Welch.....	32.....	2002-03
8. Mandi Miller.....	31.....	1983-84
9. Erin Higgins.....	30.....	2003-04
Danielle Robinson.....	30.....	2007-08

» MINUTES PER GAME

Player	MPG	Year
1. Danielle Robertson.....	33.8.....	2018-19
2. Danielle Robinson.....	32.6.....	2007-08
3. Gabbi Ortiz.....	32.3.....	2014-15
4. Stacey Dales.....	32.0.....	1998-99
5. LaNeisha Caufield.....	31.9.....	1998-99
6. Chelsi Welch.....	31.4.....	2002-03
7. Angi Guffy.....	29.8.....	1991-92
8. Ana Llanusa.....	29.5.....	2017-18
9. Erin Higgins.....	29.3.....	2003-04
10. Courtney Paris.....	29.0.....	2005-06

» POINTS

Player	Pts.	Year
1. Courtney Paris.....	788.....	2005-06
2. Molly McGuire.....	579.....	1979-80
3. Aaryn Ellenberg.....	566.....	2010-11
4. Erin Schreiber.....	530.....	1980-81
5. LaNeisha Caufield.....	457.....	1998-99
6. Angi Guffy.....	444.....	1991-92
7. Taylor Robertson.....	429.....	2018-19
8. Joyce Parker.....	407.....	1976-77
9. Shaina Pellington.....	407.....	2017-18
10. Chelsi Welch.....	386.....	2002-03
Phylesha Whaley.....	386.....	1996-97

» POINTS PER GAME

Player	PPG	Year
1. Courtney Paris.....	21.9.....	2005-06
2. Molly McGuire.....	17.5.....	1979-80
3. Erin Schreiber.....	17.1.....	1980-81
4. Aaryn Ellenberg.....	16.2.....	2010-11
5. LaNeisha Caufield.....	15.8.....	1998-99
6. Angi Guffy.....	15.3.....	1991-92
7. Taylor Robertson.....	14.3.....	2018-19
Phylesha Whaley.....	14.3.....	1996-97
Mary Lane.....	14.3.....	1976-77
10. Vicky Lane.....	13.6.....	1977-78

» FIELD GOALS

Player	FG	Year
1. Courtney Paris.....	331.....	2005-06
2. Molly McGuire.....	243.....	1979-80
3. Erin Schreiber.....	205.....	1980-81
4. Aaryn Ellenberg.....	204.....	2010-11
5. Shaina Pellington.....	163.....	2017-18
6. Angi Guffy.....	162.....	1991-92
7. Danielle Robinson.....	155.....	2007-08
8. Joyce Parker.....	149.....	1977-78
9. Mary Lane.....	146.....	1976-77
10. Theresa Ray.....	139.....	1977-78

» FIELD GOAL ATTEMPTS

Player	FGA	Year
1. Courtney Paris.....	539.....	2005-06
2. Aaryn Ellenberg.....	519.....	2010-11
3. Mary Lane.....	414.....	1976-77
4. Molly McGuire.....	405.....	1979-80
5. Erin Schreiber.....	395.....	1980-81
6. Chelsi Welch.....	354.....	2002-03
7. Janet Freeman-Southard.....	339.....	1978-79
8. Stacey Dales.....	331.....	1998-99
Shaina Pellington.....	331.....	2017-18
10. Danielle Robinson.....	323.....	2007-08
Vicki McCann.....	323.....	1977-78

» FIELD GOAL PCT. (MIN. 60 ATT.)

Player	Pct.	Year
1. Nicole Griffin.....	.674.....	2010-11
2. Courtney Paris.....	.614.....	2005-06
3. Molly McGuire.....	.600.....	1979-80
4. Angi Guffy.....	.566.....	1991-92
5. Sherri Black.....	.543.....	1991-92
6. Nancy Mulkey.....	.520.....	2016-17
7. Dionnah Jackson.....	.518.....	2001-02
8. Jadrea Seeley.....	.502.....	1999-00
9. Vionise Pierre-Louis.....	.495.....	2014-15
10. Shaina Pellington.....	.492.....	2017-18

» 3-POINT FIELD GOALS

Player	3FG	Year
1. Taylor Robertson.....	105.....	2018-19
2. Aaryn Ellenberg.....	94.....	2010-11
3. Whitney Hand.....	62.....	2008-09
4. Erin Higgins.....	59.....	2003-04
5. Morgan Hook.....	54.....	2010-11
6. Gabbi Ortiz.....	49.....	2014-15
7. Ana Llanusa.....	45.....	2017-18
8. Chelsi Welch.....	44.....	2002-03



»LaNeisha Caufield is the OU freshman record holder for free throws made and steals. Caufield ranks in the top 10 in eight freshman categories.

- 9. Jenna Plumley.....38.....2006-07
- 10. Nicole Kornet.....30.....2012-13

» GAMES STARTED

Player	3FGA	Year
1. Aaryn Ellenberg.....	237.....	2010-11
2. Taylor Robertson.....	225.....	2018-19
3. Ana Llanusa.....	171.....	2017-18
4. Erin Higgins.....	169.....	2003-04
5. Whitney Hand.....	166.....	2008-09
6. Gabbi Ortiz.....	147.....	2014-15
7. Chelsi Welch.....	146.....	2002-03
8. Morgan Hook.....	143.....	2010-11
9. Jenna Plumley.....	96.....	2006-07
Nicole Kornet.....	96.....	2012-13

FRESHMAN CATEGORY LEADERS



>> 3-POINT FG PCT. (MIN. 60 ATT.)

Player	Pct.	Year
1. Phylesha Whaley	488	1996-97
2. Taylor Robertson	467	2018-19
3. Erin Higgins	455	2003-04
4. Aaryn Ellenberg	397	2010-11
5. Jenna Plumley	396	2006-07
6. Britney Brown	389	2003-04
7. Jasmine Hartman	385	2008-09
8. Morgan Hook	378	2010-11
9. Michele Workman	375	1995-96
10. Whitney Hand	373	2008-09

>> FREE THROWS

Player	FT	Year
1. LaNeisha Caufield	183	1998-99
2. Courtney Paris	126	2005-06
3. Sharane Campbell	124	2011-12
4. Erin Schreiber	120	1980-81
5. Phylesha Whaley	119	1996-97
6. Angi Guffy	115	1991-92
7. Joyce Parker	109	1977-78
8. Lynn McCurdy	95	1980-81
9. Molly McGuire	93	1979-80
10. Chelsi Welch	92	2002-03

>> FREE THROW ATTEMPTS

Player	FTA	Year
1. Courtney Paris	262	2005-06
2. LaNeisha Caufield	227	1998-99
3. Phylesha Whaley	175	1996-97
4. Erin Schreiber	174	1980-81
5. Sharane Campbell	166	2011-12
6. Joyce Parker	152	1977-78
7. Angi Guffy	141	1991-92
8. Shaina Pellington	137	2017-18
9. Molly McGuire	127	1979-80
10. Madi Williams	121	2018-19

>> FREE THROW PCT. (MIN. 60 ATT.)

Player	Pct.	Year
1. Jenna Plumley	.912	2006-07
2. Taylor Robertson	.889	2018-19
3. Leah Rush	.882	2003-04
4. Misti Van Curen	.844	1992-93
5. Whitney Hand	.829	2008-09
6. Angi Guffy	.816	1991-92
7. Chelsea Dungee	.811	2016-17
8. LaNeisha Caufield	.806	1998-99
9. Chelsi Welch	.800	2002-03
10. Melissa Ritchie	.800	1991-92

>> REBOUNDS

Player	Reb.	Year
1. Courtney Paris	539	2005-06
2. Molly McGuire	341	1979-80
3. Caton Hill	244	1999-00
4. Erin Schreiber	244	1979-80
5. Madi Williams	241	2018-19
6. Ashley Paris	241	2005-06
7. Angi Guffy	204	1991-92
8. Stacey Dales	201	1998-99
9. Mandy Wade	198	1991-92
10. Joyce Parker	195	1977-78

>> REBOUNDS PER GAME

Player	RPG	Year
1. Courtney Paris	15.0	2005-06
2. Molly McGuire	10.3	1979-80
3. Jana Brady	8.1	1977-78
4. Madi Williams	8.0	2018-19
5. Erin Schreiber	7.9	1980-81
6. Caton Hill	7.4	1999-00
7. Phylesha Whaley	7.1	1996-97
8. Angi Guffy	7.0	1991-92
9. Stacey Dales	6.9	1998-99
10. Mandy Wade	6.8	1991-92

>> ASSISTS

Player	Ast.	Year
1. Stacey Dales	150	1998-99
2. Danielle Robinson	130	2007-08
3. Gabbi Ortiz	117	2014-15
4. Dionnah Jackson	104	2001-02
5. Tatum Veitenheimer	76	2018-19
6. Etta Maytubby	75	1992-93
7. LaNeisha Caufield	72	1998-99
8. Jenna Plumley	69	2006-07
9. Sharee Mitchum	69	1991-92
10. Shaina Pellington	68	2017-18

>> BLOCKED SHOTS

Player	Blk.	Year
1. Courtney Paris	119	2005-06
2. LaNae Jones	64	1991-92
3. Nancy Mulkey	62	2016-17
4. Angi Guffy	35	1991-92
5. Nicole Griffin	26	2010-11
6. Vionise Pierre-Louis	22	2014-15
7. Kaylor Williams	22	2011-12
8. Amanda Thompson	21	2007-08
9. Becky Preston	21	2002-03
10. Jacquetta Hurley	21	1982-83

>> STEALS

Player	Stl.	Year
1. LaNeisha Caufield	74	1998-99
2. Danielle Robinson	69	2007-08
3. Dionnah Jackson	71	2001-02
4. Jacquetta Hurley	60	1982-83
5. Caton Hill	56	1999-00
6. Angi Guffy	49	1991-92
7. Mandy Wade	48	1991-92
8. Etta Maytubby	47	1992-93
9. Sherri Black	44	1991-92
10. DaShawn Harden	43	2011-12



>> Taylor Robertson set the OU freshman record with 105 made 3-pointers during the 2018-19 season.



HOME OPENERS

» HOME OPENERS (35-10 RECORD)

Year	Team	W/L	Score	Margin	Record
1974-75	USAO	L	56-42	-14	0-1
1975-76	Central Oklahoma	L	70-34	-36	0-2
1976-77	Northwestern Oklahoma State	L	67-63	-4	0-3
1977-78	Cameron	W	77-52	+25	1-3
1978-79	Tulsa	W	57-47	+10	2-3
1979-80	Texas	L	66-41	-25	2-4
1980-81	North Texas	W	101-81	+20	3-4
1981-82	Oklahoma Baptist	W	82-79	+3	4-4
1982-83	Tulsa	W	99-60	+39	5-4
1983-84	UT-Arlington	W	92-66	+26	6-4
1984-85	Abilene Christian	W	89-70	+19	7-4
1985-86	Creighton	W	94-76	+18	8-4
1986-87	New Mexico	W	87-51	+36	9-4
1987-88	Oral Roberts	W	103-94	+9	10-4
1988-89	Mississippi Valley State	L	89-83	-6	10-5
1989-90	Northeast Louisiana (ULM)	W	95-93	+2	11-5
1990-91	Prairie View A&M	W	121-49	+72	12-5
1991-92	UTSA	W	101-70	+31	13-5
1992-93	SMU	L	72-66	-6	13-6
1993-94	Texas Rio Grande Valley	W	88-68	+20	14-6
1994-95	Texas Tech	L	66-64	-2	14-7
1995-96	North Texas	W	102-60	+42	15-7
1996-97	Drake	L	77-64	-13	15-8
1997-98	SW Missouri State	L	81-65	-16	15-9
1998-99	TCU	W	78-66	+12	16-9
1999-00	Oral Roberts	W	83-66	+17	17-9
2000-01	SW Missouri State	W	89-82	+7	18-9
2001-02	TCU	W	76-60	+16	19-9
2002-03	Sam Houston State	W	79-52	+27	20-9
2003-04	SE Missouri State	W	83-48	+35	21-9
2004-05	SE Missouri State	W	84-62	+22	22-9
2005-06	Milwaukee	W	89-57	+32	23-9
2006-07	DePaul	W	105-61	+34	24-9
2007-08	North Texas	W	79-42	+37	25-9
2008-09	UC Riverside	W	88-57	+31	26-9
2009-10	Mercer	W	108-66	+42	27-9
2010-11	Western Illinois	W	84-43	+39	28-9
2011-12	Sacramento State	W	117-55	+62	29-9
2012-13	UCLA	L	86-80	-6	29-10
2013-14	Stetson	W	78-60	+18	30-10
2014-15	Washington	W	90-80	+10	31-10
2015-16	Winthrop	W	78-48	+30	32-10
2016-17	Southern Illinois	W	80-48	+32	33-10
2017-18	Belmont	W	96-73	+23	34-10
2018-19	Western Kentucky	W	90-83	+7	35-10

HOME OPENERS



» SEASON OPENERS (30-15 RECORD)

Year	Team	W/L	Score	Margin	Record
1974-75	Bethany Nazarene	L	44-43	-1	0-1
1975-76	USAO	L	86-34	-52	0-2
1976-77	Phillips	L	83-60	-23	0-3
1977-78	Cameron	W	77-52	+25	1-3
1978-79	Tulsa	W	57-47	+10	2-3
1979-80	Texas	L	66-47	-19	2-4
1980-81	Oral Roberts	L	80-76	-4	2-5
1981-82	Oklahoma Baptist	W	82-79	+3	3-5
1982-83	Iowa State	L	80-76	-4	3-6
1983-84	UT-Arlington	W	92-66	+26	4-6
1984-85	Abilene Christian	W	89-70	+19	5-6
1985-86	Middle Tennessee	W	83-75	+8	6-6
1986-87	UTSA	W	67-63	+4	7-6
1987-88	Penn State	L	86-63	-23	7-7
1988-89	Texas-Pan American	W	120-36	+84	8-7
1989-90	Sam Houston	L	90-86	-4	8-8
1990-91	Washington	L	84-50	-34	8-9
1991-92	UTSA	W	102-70	+32	9-9
1992-93	SMU	L	72-66	-6	9-10
1993-94	Texas Rio Grande Valley	W	88-68	+20	10-10
1994-95	Montana	L	76-64	-12	10-11
1995-96	Texas Christian	W	103-81	+22	11-11
1996-97	Oral Roberts	W	62-50	+12	12-11
1997-98	Stephen F. Austin	L	82-58	-24	12-12
1998-99	TCU	W	78-66	+12	13-12
1999-00	Arizona	L	75-59	-16	13-13
2000-01	Tulsa	W	80-49	+31	14-13
2001-02	Purdue	W	80-75	+5	15-13
2002-03	Tennessee	L	94-68	-26	15-14
2003-04	Oral Roberts	W	90-42	+48	16-14
2004-05	SE Missouri State	W	84-62	+22	17-14
2005-06	Milwaukee	W	89-57	+32	18-14
2006-07	DePaul	W	105-71	+34	19-14
2007-08	Maryland	L	66-76	-10	19-15
2008-09	UC Riverside	W	88-57	+31	20-15
2009-10	Mercer	W	108-66	+42	21-15
2010-11	Milwaukee	W	76-59	+17	22-15
2011-12	Sacramento State	W	117-55	+62	23-15
2012-13	Creighton	W	69-48	+21	24-15
2013-14	Stetson	W	78-60	+18	25-15
2014-15	Washington	W	90-80	+10	26-15
2015-16	Winthrop	W	78-48	+30	27-15
2016-17	Southern Illinois	W	80-48	+32	28-15
2017-18	Belmont	W	96-73	+23	29-15
2018-19	Western Kentucky	W	90-83	+7	30-15



MISCELLANEOUS RECORDS

OVERTIME GAMES

Date	Opponent	W/L	Score
2/12/80	Wichita State	L	59-53
1/19/81	vs. McNeese State ^	L	82-77
2/10/82	Texas Southern	W	82-70
12/11/82	Texas Tech	W	93-91
1/8/83	at Wichita State (2OT)	L	93-81
2/16/83	at Oklahoma State	W	83-82
2/24/85	at Kansas	W	78-77
2/27/88	Colorado	L	91-88
1/14/89	at Kansas	L	86-82
12/29/91	at UCSB	L	105-95
1/25/92	at Oklahoma State	W	75-65
2/26/92	Kansas	L	73-72
1/14/96	Oklahoma State (2OT)	L	86-79
3/14/99	at Arkansas!	L	97-93
12/21/00	at San Diego (2OT)	W	65-63
12/27/00	Stanford	W	102-98
2/24/01	Oklahoma State	W	88-83
2/19/02	at Texas	L	68-62
1/14/04	at Texas A&M	W	65-56
1/26/05	Texas	L	83-71
2/12/06	Baylor	W	81-77
1/22/07	Texas Tech (2OT)	W	86-81
3/11/08	vs. Missouri #	L	70-64
3/25/08	vs. Notre Dame \$	L	79-75
12/5/09	Arkansas	W	87-86
12/9/09	at Marist	W	80-71
2/10/10	Baylor	W	62-60
3/28/10	vs. Notre Dame \$	W	77-72
1/16/11	at Texas	W	71-67
1/31/12	at Kansas	W	74-68
11/17/13	Louisville	L	97-92
1/5/14	Iowa State	L	82-75
1/8/14	at Texas	L	79-74
11/28/14	vs. Kentucky	L	88-92
11/29/14	vs. Illinois	W	78-76
1/29/15	at Texas (2OT)	L	84-81
2/17/15	at Iowa State	L	84-76
1/4/17	Kansas State	W	85-80
2/7/17	West Virginia (2OT)	W	90-87
11/13/17	at DePaul	L	108-11
2/17/18	at West Virginia	W	79-77

^ Forfeited by McNeese; does not count as a loss

Big 12 Tournament game

\$ NCAA Tournament game

! WNIT game

Overtime Record: 21-20

(10-7 Home, 9-10 Away, 2-3 Neutral)

Under Sherri Coale: 14-12

(6-3 Home, 6-6 Away, 2-3 Neutral)

Against Big 12 Opponents: 8-7

(4-1 Home, 4-5 Away, 0-1 Neutral)

Most Overtimes in a Season: 4

(2009-10; 2014-15)

DOUBLE-OVERTIME GAMES

Date	Opponent	W/L	Score
1/23/83	at Wichita State	L	93-81
1/14/96	Oklahoma State	L	86-79
12/21/00	at San Diego	W	65-63
1/22/07	Texas Tech	W	86-81
1/29/15	at Texas	L	84-81
2/7/17	West Virginia	W	90-87

Double Overtime Record:

3-3 (2-1 Home, 1-2 Away)

Under Sherri Coale: 2-2

(2-0 Home, 1-1 Away)

CONSECUTIVE VICTORIES

Season: 20 (Dec. 3, 2008 to Feb. 23, 2009)

Home: 26 (Feb. 18, 1984, to Feb. 22, 1986)

Road: 12 (2000-01)

Road/Neutral*: 18 (Dec. 30, 2006 to Jan. 31, 2007)

Road*: 16 (Dec. 30, 2006 to Jan. 31, 2007)

To Open Season: 10 (1984-85, 2001-02)

Big 12*: 24 (March 3, 2005 to Jan. 27, 2007)

Big 12 w/ Postseason: 26 (Jan. 4, 2006 to Jan. 27, 2007)

*Regular-season games only

CONSECUTIVE LOSSES

Season: 16, 1996-97

Multiple Seasons: 17, Jan. 7, 1997-Nov. 22, 1997

MOST GAMES

Scoring 100 Points or More

Season: 4, 1983-84, 1985-86, 1991-92

Consecutive: 3, 1991-92

Games Played

Season: 38, 2009-10

At Home in a Season: 16, three times
2008-09, 2009-10, 2016-17

Away from Home in a Season: 23,
2005-06

Games Won

Season: 32, 2001-02 and 2008-09

At Home in a Season: 15, 2008-09

On Road/Neutral in a Season: 19,
2005-06

TRIPLE-DOUBLES

Courtney Paris vs. Texas Tech

(March 1, 2006)

18 points, 13 rebounds, 10 blocks

Dionnah Jackson vs. Tulsa

(December 4, 2005)

15 points, 10 rebounds, 10 assists

LaNaë Jones vs. Southern

(December 29, 1993)

12 points, 17 rebounds, 11 blocks

LARGEST HOME WINS

Mar. Score	Opponent	Date
+73	121-48	Central Arkansas 12/20/07
+72	121-49	Prairie View A&M 11/29/90
+70	105-35	Prairie View A&M 12/14/91
+66	103-37	Jackson State 12/7/98
+66	118-52	Ark.-Pine Bluff 12/29/10
+64	89-25	N.C. Central 1/4/09
+62	117-55	Sacramento State 11/13/11
+60	101-41	Prairie View A&M 12/12/92
+59	104-45	Oklahoma Baptist 11/30/78
+59	91-32	Tulsa 12/11/86
+59	105-46	UMES 12/15/13
+57	93-36	Arkansas State 12/2/07
+52	94-42	Tulsa 12/21/08
+51	99-48	Oral Roberts 2/10/94

WORST HOME LOSSES

Mar. Score	Opponent	Date
-39	103-64	Baylor 2/27/17
-35	94-59	Texas Tech 2/19/98
-31	88-57	Oklahoma State 1/29/97
-31	89-58	Baylor 1/26/12
-29	74-45	Kansas State 2/1/03
-29	101-72	Nebraska 2/14/98
-25	81-56	Missouri 2/15/97
-24	87-63	Kansas State 3/5/83
-23	74-53	Baylor 1/27/19
-22	76-54	Oklahoma State 2/7/98
-22	52-74	Baylor 1/14/18

LARGEST ROAD WINS

Mar. Score	Opponent	Date
+84	120-36	UTRGV 11/25/88
+57	95-38	Oral Roberts 11/17/01
+55	99-44	North Texas 12/10/83
+55	103-48	UT-Arlington 12/4/84
+48	88-40	Akron 11/26/04
+48	90-42	Oral Roberts 11/22/03
+48	100-52	Oklahoma City 12/12/83
+48	98-50	Prairie View A&M 1/23/92

WORST ROAD LOSSES

Mar. Score	Opponent	Date
-41	86-45	Connecticut 2/14/11
-40	95-55	Kansas 1/16/81
-39	101-62	Northern Arizona 12/30/97
-37	86-49	Colorado 2/18/90
-36	72-36	Texas 2/26/05

2,000 POINTS/1,000 REBOUNDS

Courtney Paris (2006-09)

2,729 points/2,034 rebounds

Molly McGuire (1980-83)

2,147 points/1,071 rebounds

1,000 POINTS/1,000 REBOUNDS

Caton Hill (2000-04)

1,653 points/1,052 rebounds

Ashley Paris (2006-09)

1,273 points/1,064 rebounds



» CONFERENCE CHAMPIONSHIP RESULTS BY OPPONENT (35-48 RECORD: 11-29 BIG EIGHT; 25-19 BIG 12)

vs. BAYLOR (4-1)

2002^	W	84-69	Final
2006^	W	72-61	Final
2007^	W	78-64	Semifinals
2010^	W	59-54	Quarterfinals
2016^	L	57-84	Semifinals

vs. COLORADO (3-7)

1979*	L	62-72	
1982*	W	71-61	
1983*	L	70-78	Quarterfinals
1989*	L	61-80	Quarterfinals
1991*	L	75-80	Quarterfinals
1996*	L	60-76	Quarterfinals
1998^	L	66-71	First Round
2001^	W	102-93	Semifinals
2003^	L	68-73	Quarterfinals
2004^	W	63-56	Quarterfinals

vs. IOWA STATE (3-5)

1977*	L	58-93	
1979*	L	69-80	
1980*	W	87-77	
1985*	L	78-63	Quarterfinals
2001^	L	65-68	Final
2006^	W	78-74	Quarterfinals
2007^	W	67-60	Final
2013^	L	60-79	Semifinals

vs. KANSAS (5-6)

1976*	L	39-65	
1977*	L	45-72	
1981*	L	55-95	
1982*	W	73-63	Semifinals
1984*	W	76-63	Quarterfinals
1985*	W	79-69	Semifinals
1988*	L	66-67	Quarterfinals
1992*	L	62-70	Semifinals
1995*	L	81-88	Semifinals
2001^	W	80-61	Quarterfinals
2010^	W	76-59	Quarterfinals

vs. KANSAS STATE (2-4)

1976*	L	27-90	
1984*	L	67-69	Semifinals
1987*	L	64-79	Quarterfinals
1997^	L	56-81	First Round
2002^	W	69-49	Semifinals
2004^	W	78-66	Semifinals

vs. MISSOURI (3-7)

1979*	L	56-80	
1980*	L	63-90	
1981*	L	65-68	
1982*	L	67-84	
1985*	L	83-89	Final
1986*	L	66-71	Final
1990*	W	80-77	Quarterfinals
1992*	W	80-79	Quarterfinals
2006^	W	75-54	Semifinals
2008^	L	64-70 (OT)	First Round



» Oklahoma has won four Big 12 postseason titles (2002, 2004, 2006 and 2007).

vs. NEBRASKA (3-2)

1978*	W	60-59	
1979*	L	60-82	
1994*	L	56-73	Quarterfinals
1995*	W	77-67	Quarterfinals
2003^	W	71-51	Quarterfinals

vs. OKLAHOMA STATE (5-5)

1977*	L	65-73	
1980*	L	54-60	
1981*	W	75-61	
1986*	W	85-80	Quarterfinals
1990*	L	78-87	Semifinals
1993*	L	70-85	Quarterfinals
1999^	L	67-70	First Round
2002^	W	87-56	Quarterfinals
2010^	W	74-69	Semifinals
2016^	W	61-45	Quarterfinals

vs. TEXAS (2-4)

2000^	L	68-71	Quarterfinals
2004^	W	66-47	Final
2005^	L	59-65	Quarterfinals
2007^	W	67-58	Quarterfinals
2014^	L	72-82	Quarterfinals
2015^	L	46-59	Semifinals

vs. TEXAS A&M (2-4)

2004^	W	60-47	First Round
2005^	W	86-65	First Round
2009^	L	52-64	Semifinals
2010^	L	67-74	Final
2011^	L	68-81	Quarterfinals
2012^	L	66-79	Semifinals

vs. TCU (0-1)

2018^	L	83-90	Quarterfinals
-------	---	-------	---------------

vs. TEXAS TECH (1-1)

2011^	W	71-69	Quarterfinals
2019	L	84-104	First Round

vs. WEST VIRGINIA (2-1)

2013^	W	65-54	Quarterfinals
2015^	W	67-55	Quarterfinals
2017^	L	58-82	Quarterfinals

* Big Eight Tournament
^ Big 12 Championship



BIG 12 CHAMPIONSHIP

» BIG 12 TOURNAMENT HIGHS

OKLAHOMA TEAM/GAME

Points	Opponent	Year
102	Colorado	2000
87	Oklahoma State	2002
84	Texas Tech	2019
84	Baylor	2002
83	TCU	2018

Points (Half)

52 (2nd)	Colorado	2001
50 (1st)	Colorado	2001

Points (Quarter)

High: 28 (4Q)	TCU	2018
Low: 9 (3Q)	West Virginia	2017

Field Goals Made

High: 37	Colorado	2011
Low: 15	Texas	2015

Field Goal Attempts

High: 88	Missouri	2008
Low: 46	Texas A&M	2004

Field Goal Percentage

High: .545	Texas A&M	2005
Low: .259	Texas	2015

3-Pointers Made

High: 14	Colorado	2001
Low: 2	Three Times	

3-Pointers Attempts

High: 33	Texas	2014
Low: 10	Baylor	2010

3-Point Percentage

High: .533	Texas A&M	2005
Low: .125	West Virginia	2013

Free Throws Made

High: 25	Baylor	2007
Low: 3	Missouri	2008

Free Throw Attempts

High: 36	Texas A&M	2009
Low: 6	Nebraska	2006

Free Throw Percentage

High: .947	Texas A&M	2009
Low: .556	Baylor	2006

Rebounds

High: 62	Missouri	2008
Low: 27	Texas A&M	2012

Assists

High: 25	Two times	
Low: 6	TCU	2018

Steals

High: 16	Oklahoma State	2002
Low: 1	West Virginia	2015

Blocks

High: 15	Texas	2007
Low: 0	Kansas State	1997

Turnovers

High: 32	Baylor	2006
Low: 7	Baylor	2010

OKLAHOMA INDIVIDUAL/GAME

Pts.	Player vs. Opponent	Date
36	Courtney Paris vs. Iowa State	2006
30	Courtney Paris vs. Missouri	2008
27	Courtney Paris vs. Kansas	2009
26	Danielle Robinson vs. Baylor	2010
25	Stacey Dales vs. Baylor	2002
24	Maddie Manning vs. TCU	2018
24	Whitney Hand vs. Texas A&M	2012
24	Jenna Plumley vs. Baylor	2007
24	Courtney Paris vs. Baylor	2006
23	Leah Rush vs. Texas A&M	2005
23	Courtney Paris vs. Iowa State	2007
23	Maria Villarreal vs. Kansas State	2003
23	Stacey Dales vs. Okla. State	2002
23	Dionnah Jackson vs. Okla. State	2002

Field Goals Made	Date
16	Courtney Paris vs. Iowa State 2006

Field Goals Attempts	Date
27	Amanda Thompson vs. Texas A&M 2010

Field Goal Pct. (min 5. att)	Date
1.000	Derica Wyatt vs. Okla. State 2016
1.000	Nicole Griffin vs. Texas A&M 2011

3-Point Field Goals	Date
5	Taylor Robertson vs. Texas Tech 2019
5	Erin Higgins vs. Baylor 2006
5	Erin Higgins vs. Texas A&M 2005
5	Sunny Hardeman vs. Colorado 2001
5	Rosalind Ross vs. Colorado 2001

3-Point Field Goal Attempts	Date
12	Aaryn Ellenberg vs. Texas 2014
12	Rosalind Ross vs. Colorado 2011

3-Point Field Goal Pct.	Date
.800	Stacey Dales vs. Okla. State 2002
.800	Rosalina Ross vs. Kansas 2001

Free Throws Made	Date
12	Sharane Campbell vs. Missouri 2012

Free Throw Attempts	Date
15	Sharane Campbell vs. Missouri 2012
15	Courtney Paris vs. Kansas 2009
15	Courtney Paris vs. Baylor 2006

Free Throw Pct.	Date
1.000	Vionise Pierre-Louis vs. West Virginia 2015
1.000	Leah Rush vs. Texas A&M 2005
1.000	Rosalind Ross vs. Baylor 2002
1.000	LaNeisha Caufield vs. Okla. State 2002
1.000	Caton Hill vs. Colorado 2001

Rebounds	Date
26	Courtney Paris vs. Baylor 2006

Assists	Date
9	Morgan Hook 2013
9	Stacey Dales 2001

Steals	Date
6	Jenna Plumley vs. Iowa State 2007
6	LaNeisha Caufield vs. Kansas State 2002

Blocks	Date
7	Courtney Paris vs. Missouri 2008



» Courtney Paris' 36-point effort versus Iowa State in 2006 still stands as the most by a Sooner in Big 12 Championship play.



» YEAR-BY-YEAR CONFERENCE CHAMPIONSHIP RESULTS

BIG EIGHT (11-29 RECORD)

1976

Kansas State 90, Oklahoma 27
Kansas 65, Oklahoma 39

1977

Kansas 72, Oklahoma 45
Iowa State 93, Oklahoma 58
Oklahoma State 73, Oklahoma 65

1978

Oklahoma 60, Nebraska 59
Missouri 80, Oklahoma 56

1979

Nebraska 82, Oklahoma 60
Colorado 72, Oklahoma 62
Iowa State 80, Oklahoma 69

1980

Missouri 90, Oklahoma 63
Oklahoma 87, Iowa State 77
Oklahoma State 60, Oklahoma 54

1981

Oklahoma 75, Oklahoma State 61
Kansas 95, Oklahoma 55
Missouri 68, Oklahoma 65

1982

Colorado 71, Oklahoma 61
Oklahoma 73, Kansas 63
Missouri 87, Oklahoma 64

1983

Colorado 78, Oklahoma 70

1984

Oklahoma 76, Kansas 63
Kansas State 69, Oklahoma 67

1985

Oklahoma 78, Iowa State 63
Oklahoma 79, Kansas 69
Missouri 89, Oklahoma 83

1986

Oklahoma 85, Oklahoma State 80
Missouri 71, Oklahoma 66

1987

Kansas State 79, Oklahoma 64

1988

Kansas 67, Oklahoma 66

1989

Colorado 80, Oklahoma 61

1990

Oklahoma 80, Missouri 77
Oklahoma State 87, Oklahoma 78

1991

Colorado 80, Oklahoma 75

1992

Oklahoma 80, Missouri 79
Kansas 70, Oklahoma 62

1993

Oklahoma State 85, Oklahoma 70

1994

Nebraska 73, Oklahoma 56

1995

Oklahoma 77, Nebraska 67
Kansas 88, Oklahoma 81

1996

Colorado 76, Oklahoma 60

BIG 12 (25-19 RECORD)

1997

Kansas State 81, Oklahoma 56

1998

Colorado 71, Oklahoma 66

1999

Oklahoma State 70, Oklahoma 56

2000

Texas 71, Oklahoma 68

2001

Oklahoma 80, Kansas 61
Oklahoma 102, Colorado 93
Iowa State 68, Oklahoma 65

2002

Oklahoma 87, Oklahoma State 56
Oklahoma 69, Kansas State 49
Oklahoma 84, Baylor 69

2003

Oklahoma 71, Nebraska 51
Colorado 73, Oklahoma 68

2004

Oklahoma 60, Texas A&M 47
Oklahoma 78, Kansas State 66
Oklahoma 66, Texas 47

2005

Oklahoma 86, Texas A&M 65
Texas 65, Oklahoma 59

2006

Oklahoma 78, Iowa State 74
Oklahoma 75, Missouri 54
Oklahoma 72, Baylor 61

2007

Oklahoma 67, Texas 58
Oklahoma 78, Baylor 64
Oklahoma 67, Iowa State 60

2008

Missouri 70, Oklahoma 64 (OT)

2009

Oklahoma 76, Kansas 59
Texas A&M 74, Oklahoma 62

2010

Oklahoma 59, Baylor 54
Oklahoma 74, Oklahoma State 69
Texas A&M 74, Oklahoma 67

2011

Oklahoma 71, Texas Tech 69
Texas A&M 81, Oklahoma 68



» Sherri Coale is one of two Big 12 coaches in league history to lead their program to at least four conference tournament titles. Oklahoma won Big 12 postseason crowns in 2002, 2004, 2006 and 2007.

2012

Oklahoma 70, Missouri 59
Texas A&M 79, Oklahoma 66

2013

Oklahoma 65, West Virginia 54
Iowa State 79, Oklahoma 60

2014

Texas 82, Oklahoma 72

2015

Oklahoma 67, West Virginia 55
Texas 59, Oklahoma 46

2016

Oklahoma 61, Oklahoma State 43
Baylor 84, Oklahoma 57

2017

West Virginia 82, Oklahoma 58

2018

TCU 90, Oklahoma 83

2019

Texas Tech 104, Oklahoma 84

Title games in bold italics



FINAL FOUR APPEARANCES

» 2002



32-4 Overall Record
5-1 NCAA Tournament Record
Coached by Sherri Coale

Oklahoma made history in 2002 with its first trip to the NCAA Final Four. The Sooners dominated NCAA action by winning five of their six games by an average margin of 21 points. After capturing the Big 12 regular season and tournament titles, OU earned a No. 1 seed in the West Region and opened NCAA action inside Lloyd Noble Center. The Sooners advanced to the Sweet 16 with a pair of victories over Hartford (84-52) and Villanova (66-53). However, in order to advance to the Final Four, OU had to eliminate two Big 12 teams. First up was Texas Tech. Oklahoma handed the Lady Raiders a 72-62 loss, before routing Colorado, 94-60, for the right to play in the Final Four in San Antonio. Oklahoma shocked Duke with an 86-71 win in the NCAA semifinals before suffering a disappointing 82-70 loss to national powerhouse Connecticut in the national championship game. OU concluded the season 32-4 as the No. 2 team in the AP and USA Today/Coaches Polls.

» 2009



32-5 Overall Record
4-1 NCAA Tournament Record
Coached by Sherri Coale

Oklahoma swept through its home state once again in the 2009 NCAA Championship en route to its second Final Four appearance. Following its sixth Big 12 season championship, OU was rewarded with the No. 1 seed in the Oklahoma City Region, ensuring a path through the Sooner State. Oklahoma dropped Prairie View (76-47) and Georgia Tech (69-50) in Iowa City, Iowa in the first and second rounds. At the Ford Center in Oklahoma City, the Sooner Nation swarmed to the best-attended regional site of the season as OU played in front of crowds of more than 11,000 on its home turf. The Sooners dispatched Pittsburgh (70-59) and Purdue (74-68) to punch a ticket to St. Louis and the Final Four. Oklahoma fell to Louisville at the buzzer, 61-59, ending its remarkable run. The Sooners matched their single-season program record for wins with 32 and finished fourth in the national polls.

» 2010



27-11 Overall Record
4-1 NCAA Tournament Record
Coached by Sherri Coale

The route ran through the Sooner State, ending in familiar territory, as Oklahoma earned a consecutive berth in the NCAA Women's Final Four. Despite the loss of the previous year's star-studded senior class and a season-ending injury to All-America candidate Whitney Hand, the Sooners never wavered from their identity of resilience. OU fought through the nation's toughest schedule and was rewarded with a road to the Final Four that started at home. The Sooners handled South Dakota State and Little Rock at Lloyd Noble Center in the first and second rounds before winning dramatically at the Kansas City Regional. Oklahoma needed last-minute heroics to take down Notre Dame 77-72 in OT and rallied to defeat a pesky Kentucky squad 88-68. No. 2 Stanford loomed in San Antonio, site of the OU's first Final Four and national runner-up finish in 2002, and despite a valiant second-half effort to take an 18-point deficit to one possession, the Sooners fell 73-66.

» FINAL FOUR RECORDS

INDIVIDUAL

Points 26, Rosalind Ross vs. Duke, 2002
Field Goals11, Danielle Robinson vs. Stanford, 2010
FG Pct.500, Rosalind Ross vs. Duke, 2002
3-Point Field Goals 4, Rosalind Ross, twice
3-Point FG Pct.500, Rosalind Ross vs. Duke, 2002
Free Throws8, LaNeisha Caufield vs. Connecticut, 2002
FT Pct.889, LaNeisha Caufield vs. Connecticut, 2002
Rebounds16, Courtney Paris vs. Louisville, 2009
Assists10, Danielle Robinson, Louisville, 2009
Blocks 4, Courtney Paris, Louisville, 2009
Steals4, LaNeisha Caufield, twice

TEAM

Points86 vs. Duke, 2002
Field Goals28 vs. Duke, 2002
FG Pct.459 vs. Duke, 2002
3-Point Field Goals 9 vs. Duke, 2002
3-Point FG Pct.346 vs. Duke, 2002
Free Throws21 vs. Duke, 2002
FT Pct.875 vs. Duke, 2002
Rebounds48 vs. Louisville, 2009
Assists16 vs. Louisville, 2009
Blocks 7 vs. Louisville, 2009
Steals12 vs. Connecticut, 2002

NCAA TOURNAMENT RECORDS



» NCAA TOURNAMENT RESULTS (33-21 RECORD)

1986 (Midwest Region)

SWEET 16

First Round Bye
(4) OU 86, (5) Vanderbilt 67
(1) Texas 85, (4) OU 59

1995 (East Region)

(7) OU, 90, (10) Loyola (Md.) 55
(2) Louisiana Tech 48, (7) OU 36

2000 (East Region)

SWEET 16

(5) OU 86, (12) BYU 81
(5) OU 76, (4) Purdue 74
(1) Connecticut 102, (5) OU 80

2001 (West Region)

SWEET 16

(2) OU 70, (15) Oral Roberts 64
(2) OU 67, (10) Stanford 50
(6) Washington 84, (2) OU 67

2002 (West Region)

NATIONAL CHAMPIONSHIP GAME

(1) OU 84, (16) Hartford 52
(1) OU 66, (9) Villanova 53
(1) OU 72, (4) Texas Tech 62
(1) OU 94, (3) Colorado 60
(1) OU 86, (1) Duke 71
(1) Connecticut 82, (1) OU 70

2003 (Midwest Region)

(7) George Washington 71, (10) OU 61

2004 (Midwest Region)

(3) OU 58, (14) Marist 45
(6) Stanford 68, (3) OU 43

2005 (Southeast Region)

(9) Arizona 72, (8) OU 69

2006 (San Antonio Regional)

SWEET 16

(2) OU 78, (15) Pepperdine 66
(2) OU 86, (7) BYU 70
(3) Stanford 88, (2) OU 74

2007 (Dayton Regional)

SWEET 16

(3) OU 74, (14) SE Missouri State 60
(3) OU 78, (6) Marquette 47
(7) Ole Miss 90, (2) OU 82

2008 (Dayton Regional)

(4) OU 69, (13) Illinois State 61
(5) Notre Dame 79, (4) OU 75 (OT)

2009 (Oklahoma City Regional)

FINAL FOUR

(1) OU 76, (16) Prairie View 47
(1) OU 69, (9) Georgia Tech 50
(1) OU 70, (4) Pittsburgh 59
(1) OU 74, (6) Purdue 68
(3) Louisville 61, (1) OU 59

2010 (Kansas City Regional)

FINAL FOUR

(3) OU 68, (14) South Dakota State 57
(3) OU 60, (11) Little Rock 44
(3) OU 77, (2) Notre Dame 72 (OT)
(3) OU 88, (4) Kentucky 68
(1) Stanford 73, (3) OU 66

2011 (Dayton Regional)

SWEET 16

(6) OU 86, (11) James Madison 72
(6) OU 88, (3) Miami 83
(2) Notre Dame 78, (6) OU 53

2012 (Fresno Regional)

(6) OU 88, (11) Michigan 67
(3) St. John's 74, (6) OU 70

2013 (Oklahoma City Regional)

SWEET 16

(6) OU 78, (11) Central Michigan 73
(6) OU 85, (3) UCLA 72
(2) Tennessee 74, (6) OU 59

2014 (Lincoln Regional)

(7) DePaul, 104 (10) OU 100

2015 (Oklahoma City Regional)

(5) OU 111, (12) Quinnipiac 84
(4) Stanford 86, (5) OU 76

2016 (Lexington Regional)

(6) OU 61, (11) Purdue 45
(3) Kentucky 79, (6) OU 58

2017 (Oklahoma City Regional)

(6) OU 75, (11) Gonzaga 62
(3) Washington 108, (6) OU 82

2018 (Spokane Regional)

(5) DePaul 90, (12) Oklahoma 79



OU'S ALL-TIME NCAA TOURNAMENT SEEDS

Year	Seed	Record
1986	4	1-1
1995	7	1-1
2000	5	2-1
2001	2	2-1
2002	1	5-1
2003	10	0-1
2004	3	1-1
2005	8	0-1
2006	2	2-1
2007	2	2-1
2008	4	1-1
2009	1	4-1
2010	3	4-1
2011	6	2-1
2012	6	1-1
2013	6	2-1
2014	10	0-1
2015	5	1-1
2016	6	1-1
2017	6	1-1
2018	12	0-1

First Round	16-4
Second Round.....	10-7
Regional Semifinal.....	3-7
Regional Final	3-0
National Semifinal.....	1-2
National Championship.....	0-1
vs. Higher Seeds.....	4-13
vs. Lower Seeds.....	28-7
vs. Equal Seeds.....	1-1



NCAA TOURNAMENT LINE SCORES

1986	DATE	FG	FGA	PCT	3P	3PA	PCT	FT	FTA	PCT	O	D	TOT	PF	A	TO	B	ST	TP
OKLAHOMA	3/16/86	38	76	.500	--	--	--	10	17	.588	--	--	58	20	25	21	4	10	86
Vanderbilt		27	78	.346	--	--	--	13	24	.542	--	--	41	22	14	17	7	10	67
OKLAHOMA	3/20/86	25	58	.431	--	--	--	9	16	.562	--	--	32	27	10	22	1	8	59
Texas		32	61	.525	--	--	--	21	35	.600	--	--	42	16	12	14	2	10	85

1995	DATE	FG	FGA	PCT	3P	3PA	PCT	FT	FTA	PCT	O	D	TOT	PF	A	TO	B	ST	TP
OKLAHOMA	3/08/95	15	60	.250	2	13	.154	4	12	.333	8	37	45	22	8	15	4	5	36
Louisiana Tech		19	66	.288	1	12	.083	9	26	.346	20	40	60	15	11	12	4	10	48
OKLAHOMA	3/16/95	35	64	.547	2	6	.333	18	25	.720	11	27	38	25	22	18	6	21	90
Loyola		13	54	.241	1	10	.100	28	35	.800	20	22	42	19	6	32	1	7	55

2000	DATE	FG	FGA	PCT	3P	3PA	PCT	FT	FTA	PCT	O	D	TOT	PF	A	TO	B	ST	TP
OKLAHOMA	3/18/00	31	57	.544	3	13	.231	21	29	.724	10	26	36	16	23	18	0	8	86
BYU		26	60	.433	13	25	.520	16	22	.727	11	20	31	22	14	17	2	10	81
OKLAHOMA	3/20/00	28	60	.467	5	14	.357	15	19	.789	10	22	32	23	13	13	5	5	76
Purdue		27	56	.482	1	5	.200	19	29	.655	15	21	36	21	18	19	3	9	74
OKLAHOMA	3/25/00	25	58	.431	7	16	.438	23	29	.793	17	23	40	18	10	33	2	5	80
Connecticut		40	70	.571	6	14	.429	16	22	.727	10	19	29	23	19	15	3	21	102

2001	DATE	FG	FGA	PCT	3P	3PA	PCT	FT	FTA	PCT	O	D	TOT	PF	A	TO	B	ST	TP
OKLAHOMA	3/17/01	25	50	.500	7	21	.333	13	26	.500	14	21	35	15	14	17	1	7	70
Oral Roberts		23	49	.469	8	14	.571	10	14	.714	7	17	24	24	13	16	1	11	64
OKLAHOMA	3/19/01	20	61	.328	7	24	.292	20	27	.741	19	33	52	9	13	13	0	5	67
Stanford		21	63	.333	2	20	.100	6	6	1.000	9	25	34	21	12	14	11	6	50
OKLAHOMA	3/24/01	25	72	.347	6	26	.231	11	16	.688	12	25	37	22	21	15	1	8	67
Washington		27	60	.450	8	24	.333	22	28	.786	10	38	48	18	15	18	4	5	84

2002	DATE	FG	FGA	PCT	3P	3PA	PCT	FT	FTA	PCT	O	D	TOT	PF	A	TO	B	ST	TP
OKLAHOMA	3/16/02	29	57	.509	5	16	.313	21	33	.636	17	27	44	17	20	20	1	13	84
Hartford		18	63	.286	3	16	.188	13	18	.722	21	19	40	26	7	22	1	12	52
OKLAHOMA	3/18/02	21	44	.477	6	13	.462	18	21	.857	7	27	34	11	12	12	0	3	66
Villanova		19	51	.373	8	23	.348	7	10	.700	7	17	24	13	11	10	3	6	53
OKLAHOMA	3/23/02	26	59	.441	6	17	.353	14	16	.875	11	33	44	14	14	21	0	9	72
Texas Tech		25	67	.373	5	20	.250	7	11	.636	12	22	34	15	12	16	2	8	62
OKLAHOMA	3/25/02	34	62	.548	9	21	.429	17	20	.850	7	21	28	19	13	15	0	10	94
Colorado		21	50	.420	0	4	.000	18	21	.857	9	22	31	15	5	29	0	8	60
OKLAHOMA	3/29/02	28	61	.459	9	26	.346	21	24	.875	5	37	42	14	15	16	0	11	86
Duke		28	73	.384	4	20	.200	11	14	.786	10	28	38	18	19	16	2	5	71
OKLAHOMA	3/31/02	24	62	.387	8	20	.400	14	20	.700	11	14	25	17	12	15	2	12	70
Connecticut		30	57	.526	0	9	.000	22	25	.880	14	30	44	16	15	21	8	7	82

2003	DATE	FG	FGA	PCT	3P	3PA	PCT	FT	FTA	PCT	O	D	TOT	PF	A	TO	B	ST	TP
OKLAHOMA	3/23/03	22	55	.400	6	18	.333	11	19	.579	11	28	39	17	19	22	0	8	61
George Wash.		23	53	.434	7	14	.500	18	20	.900	3	26	29	17	17	17	7	11	71

2004	DATE	FG	FGA	PCT	3P	3PA	PCT	FT	FTA	PCT	O	D	TOT	PF	A	TO	B	ST	TP
OKLAHOMA	3/20/04	17	41	.415	1	13	.077	23	24	.958	4	38	42	17	11	21	2	8	58
Marist		15	63	.238	5	21	.238	10	14	.714	12	20	32	18	11	13	0	12	45
OKLAHOMA	3/22/04	15	50	.300	4	17	.235	9	16	.563	12	20	32	16	6	14	3	2	43
Stanford		23	50	.460	8	19	.421	14	17	.824	8	29	37	18	17	8	3	5	68

2005	DATE	FG	FGA	PCT	3P	3PA	PCT	FT	FTA	PCT	O	D	TOT	PF	A	TO	B	ST	TP
OKLAHOMA	3/20/05	23	56	.411	8	22	.364	15	17	.882	11	28	39	19	20	14	1	3	69
Arizona		24	64	.375	9	20	.450	15	21	.714	17	23	40	16	14	10	5	7	72

2006	DATE	FG	FGA	PCT	3P	3PA	PCT	FT	FTA	PCT	O	D	TOT	PF	A	TO	B	ST	TP
OKLAHOMA	3/11/06	25	51	.490	3	11	.273	25	34	.735	9	38	47	19	18	23	6	7	78
Pepperdine		22	71	.310	6	18	.333	16	21	.762	13	24	37	24	12	15	2	10	24
OKLAHOMA	3/20/06	30	58	.517	10	20	.500	16	22	.727	10	29	39	14	21	17	3	5	86
BYU		28	65	.431	6	23	.261	8	18	.444	14	21	35	17	16	14	3	11	70
OKLAHOMA	3/25/06	29	69	.420	5	17	.294	11	16	.688	14	27	41	19	17	14	4	5	74
Stanford		30	63	.467	9	24	.375	19	23	.826	8	30	38	10	19	9	2	7	88

2007	DATE	FG	FGA	PCT	3P	3PA	PCT	FT	FTA	PCT	O	D	TOT	PF	A	TO	B	ST	TP
OKLAHOMA	3/17/07	29	51	.569	10	17	.588	6	8	.750	4	28	32	12	15	10	3	4	74
SE Missouri St.		21	62	.339	7	21	.333	11	12	.917	11	18	29	9	12	6	2	6	60
OKLAHOMA	3/19/07	28	60	.467	4	16	.250	18	22	.818	11	38	49	19	11	19	7	7	78
Marquette		13	61	.213	5	20	.250	16	23	.696	13	20	33	22	7	16	2	10	47
OKLAHOMA	3/25/07	32	69	.464	7	20	.350	11	14	.786	16	33	49	26	20	26	3	5	82
Ole Miss		28	74	.378	5	19	.263	29	41	.707	21	23	44	17	18	11	3	16	90

2008	DATE	FG	FGA	PCT	3P	3PA	PCT	FT	FTA	PCT	O	D	TOT	PF	A	TO	B	ST	TP
OKLAHOMA	3/23/08	28	69	.406	1	11	.091	12	16	.750	15	27	42	22	18	14	7	9	69
Illinois State		22	56	.393	5	18	.278	12	16	.750	8	26	34	16	14	18	1	4	61
OKLAHOMA	3/25/08	30	64	.469	9	16	.563	6	9	.667	17	20	37	21	23	24	8	6	75
Notre Dame		26	57	.456	5	8	.625	22	24	.917	12	16	28	13	15	19	3	13	79

NCAA TOURNAMENT LINE SCORES



2009	DATE	FG	FGA	PCT	3P	3PA	PCT	FT	FTA	PCT	O	D	TOT	PF	A	TO	B	ST	TP
OKLAHOMA	3/22/09	28	68	.412	6	26	.231	14	20	.700	18	35	53	16	16	19	6	14	76
Prairie View		17	60	.283	3	7	.143	12	18	.667	12	26	38	13	8	17	4	13	47
OKLAHOMA	3/24/09	26	53	.491	3	11	.273	14	16	.875	9	32	41	18	17	16	7	5	69
Georgia Tech		17	63	.270	1	13	.077	15	20	.750	18	18	36	18	13	15	2	4	50
OKLAHOMA	3/29/09	25	64	.391	8	21	.381	12	16	.750	16	35	51	15	15	16	3	5	70
Pittsburgh		23	74	.311	3	13	.231	10	15	.667	19	26	45	14	8	9	6	8	59
OKLAHOMA	3/31/09	23	61	.377	4	16	.250	24	31	.774	19	20	39	21	11	11	7	10	74
Purdue		17	46	.370	3	9	.333	31	34	.912	10	22	32	22	11	16	3	6	68
OKLAHOMA	4/5/09	21	59	.356	4	21	.190	13	20	.650	21	27	48	16	16	17	7	5	59
Louisville		22	61	.361	3	13	.231	14	21	.667	18	21	39	18	9	11	3	10	61

2010

OKLAHOMA	3/21/10	27	61	.443	4	16	.250	10	11	.909	11	25	36	13	15	13	4	10	68
South Dakota State		21	57	.368	8	18	.444	7	8	.875	11	24	35	14	10	18	0	5	57
OKLAHOMA	3/23/10	23	47	.489	1	7	.143	13	15	.867	8	27	35	10	11	22	1	6	60
Little Rock		19	51	.373	0	16	.000	6	12	.500	9	18	27	16	9	20	1	11	44
OKLAHOMA	3/28/10	30	70	.429	7	14	.500	10	11	.909	15	29	44	14	21	17	5	7	77
Notre Dame		27	63	.429	3	8	.375	15	17	.882	8	25	33	14	14	12	5	11	72
OKLAHOMA	3/30/10	32	52	.615	5	15	.333	19	21	.905	8	28	36	18	15	21	2	8	88
Kentucky		23	70	.329	2	17	.118	20	22	.909	20	14	34	17	6	14	0	12	68
OKLAHOMA	4/4/10	26	68	.382	4	17	.235	10	16	.625	12	29	41	19	7	9	4	4	66
Stanford		27	69	.391	1	15	.067	18	27	.667	18	35	53	12	13	7	3	7	73

2011

OKLAHOMA	3/20/11	31	67	.463	4	16	.250	20	23	.870	18	31	49	20	12	22	6	7	86
James Madison		28	77	.364	2	25	.080	14	19	.737	17	21	38	21	7	14	4	15	72
OKLAHOMA	3/22/11	29	68	.426	11	29	.379	19	22	.864	17	28	45	14	22	18	2	8	88
Miami		32	73	.438	8	23	.348	11	15	.733	15	24	39	20	16	15	3	9	83
OKLAHOMA	3/26/11	23	55	.418	1	11	.091	6	9	.667	2	22	24	17	14	24	3	7	53
Notre Dame		28	59	.475	9	18	.500	13	18	.722	14	33	47	13	24	24	4	14	78

2012

OKLAHOMA	3/18/12	34	69	.493	10	29	.345	10	18	.556	15	28	43	13	22	8	2	10	88
Michigan		25	58	.431	8	23	.348	9	14	.643	7	26	33	15	11	14	2	4	67
OKLAHOMA	3/20/12	23	48	.479	4	11	.364	20	24	.833	8	29	37	17	16	19	4	3	70
St. John's		27	65	.415	4	10	.400	16	19	.842	11	20	31	21	14	8	2	7	74

2013

OKLAHOMA	3/23/13	25	53	.472	9	19	.474	19	22	.864	11	37	48	14	15	24	5	5	78
Central Michigan		26	84	.310	8	33	.242	13	19	.684	23	19	42	16	10	7	4	12	73
OKLAHOMA	3/25/13	24	59	.407	11	27	.407	26	37	.703	13	24	37	21	10	7	5	3	85
UCLA		26	68	.382	2	12	.167	18	25	.720	23	27	50	24	18	14	3	2	72
OKLAHOMA	3/31/13	23	75	.307	5	29	.172	8	12	.667	22	28	50	14	4	17	2	6	59
Tennessee		29	67	.433	4	15	.267	12	18	.667	14	33	47	18	14	13	4	11	74

2014

OKLAHOMA	3/22/14	34	73	.466	12	33	.364	20	21	.952	18	17	35	21	13	15	7	7	100
DePaul		36	67	.537	11	23	.478	21	26	.808	17	22	39	21	20	16	5	8	104

2015

OKLAHOMA	3/21/15	40	72	.556	13	29	.448	18	24	.750	15	33	48	25	27	13	2	5	111
Quinnipiac		23	66	.348	12	29	.414	26	33	.788	13	19	32	21	11	11	1	7	84
OKLAHOMA	3/23/15	28	72	.389	6	23	.261	14	19	.737	16	20	36	28	11	13	1	9	76
Stanford		24	46	.522	8	17	.471	30	38	.789	8	31	39	21	10	20	7	5	86

2016

OKLAHOMA	3/19/16	22	51	.431	6	16	.375	11	14	.786	6	33	39	13	11	16	13	6	61
Purdue		18	64	.281	4	11	.364	5	13	.385	16	23	39	13	11	13	3	5	45
OKLAHOMA	3/21/16	18	66	.273	6	22	.273	16	19	.842	17	23	40	26	11	13	5	4	58
Kentucky		22	58	.379	6	13	.462	29	38	.763	11	30	41	17	12	10	8	3	79

2017

OKLAHOMA	3/18/17	23	53	.434	10	23	.435	19	21	.905	7	28	35	18	10	17	11	5	75
Gonzaga		24	71	.338	3	18	.167	11	15	.733	19	25	44	19	13	13	3	7	62
OKLAHOMA	3/20/17	32	69	.464	12	26	.462	6	8	.750	13	17	30	22	14	12	5	3	82
Washington		36	63	.571	18	30	.600	18	28	.643	11	23	34	16	20	8	6	4	108

2018

OKLAHOMA	3/16/18	25	61	.410	4	19	.211	25	33	.758	9	24	33	19	15	12	2	9	79
DePaul		30	58	.517	12	24	.500	18	25	.720	7	34	41	23	26	15	3	6	90



NCAA TOURNAMENT RECORDS

» SINGLE-GAME RECORDS

MOST BY OKLAHOMA

Points:111 vs. Quinnipiac, 2015
Total Rebounds:..... 58 vs. Vanderbilt, 1986
Offensive Reb.:.....22 vs. Tennessee, 2003
Defensive Rebounds:38, twice
 vs. Marquette, 2007
 vs. Pepperdine, 2006
Field Goals Made:..... 40 vs. Quinnipiac, 2015
FG Attempts:..... 76 vs. Vanderbilt, 1986
FG Pct.:..... .568 (32-52) at Kentucky, 2010
3-Point Field Goals:.....13 vs. Quinnipiac, 2015
3-PT FG Att.:..... 33 vs. DePaul, 2014
3-PT FG Pct.: .563 (9-16) vs. Notre Dame, 2008
Free Throws:.....30 at Stanford, 2015
FT Attempts:..... 38 at Stanford, 2015
FT Pct.:......958 (23-24) vs. Marist, 2004
Assists:.....27 vs. Quinnipiac, 2015
Steals:.....21 vs. Loyola (Md.), 1995
Blocks:.....13 vs. Purdue, 2016
Turnovers:.....33 vs. Connecticut, 2000
Fouls:.....28 vs. Stanford, 2015
Technical Fouls:.....1, four times
Points in a Quarter:..29 vs. Gonzaga [IQ], 2016
Points in First Half: ..57 vs. Quinnipiac, 2015
Points in Second Half: ..66 vs. DePaul, 2014
Points in Overtime:..11 vs. Notre Dame, 2010

FEWEST BY OKLAHOMA

Points:.....36 vs. Louisiana Tech, 1995
Total Rebounds:.....24 vs. Notre Dame, 2011
Offensive Reb.:.....2 vs. Notre Dame, 2011
Defensive Rebounds:15 vs. Texas, 1986
Field Goals:.....15 vs. Stanford, 2004
FG Attempts:.....41 vs. Marist, 2004
FG Pct.:......250 (15-60) vs. La. Tech, 1995
3-Point Field Goals:1, four times
 vs. Notre Dame, 2011
 vs. Little Rock, 2010
 vs. Illinois State, 2008
 vs. Marist, 2004
3-PT FG Att.:.....6 vs. Loyola (Md.), 1986
3-PT FG Pct.:......077 (1-13) vs. Marist, 2004
FT Made:.....4 vs. Louisiana Tech, 1995
FT Att.:.....9 vs. Notre Dame (3-25-08)
FT Pct.:......333 (4-12) vs. Louisiana Tech, 1995
Assists:.....4 vs. Tennessee, 2013
Steals:.....2 vs. Stanford, 2004
Blocks:.....0, five times
Turnovers:.....2, vs. UCLA, 2013
Fouls:.....9 vs. Oral Roberts, 2001
Technical Fouls:.....None
Points in a Quarter:.....8, twice
Points in First Half: 17 vs. Notre Dame, 2011
Points in Second Half:.....13 vs. La. Tech, 1995
Points in Overtime:10 vs. Notre Dame, 2008

MOST BY AN OPPONENT

Points:.....108, Washington, 2017
Rebounds:.....53, twice
 Stanford, 2010
 Louisiana Tech, 1995
Offensive Reb.:.....23, Central Michigan, 2013
Defensive Reb.:.....40, Louisiana Tech, 1995
Field Goals:.....40, Connecticut, 2000
FG Attempts:.....84, Central Michigan, 2013

FG Pct.:.....571, twice
 (36-63) Washington, 2017
 (40-70) Connecticut, 2000
3-PT Field Goals:18, Washington, 2017
3-PT FG Att.:.....33, Central Michigan, 2013
3-PT FG Pct.: .625 (5-8) Notre Dame, 2008
Free Throws Made:.....31, Purdue, 2008
FT Attempts:.....41, Ole Miss, 2007
FT Pct.:.....1.000, (6-6) Stanford, 2001
Assists:.....26, DePaul, 2018
Steals:.....21, Connecticut, 2000
Blocks:.....11, Stanford, 2001
Turnovers:.....32, Loyola (Md.), 1995
Fouls:.....26, Hartford, 2002
Technical Fouls:.....1, twice
Points in a Quarter: 30, Washington [4Q], 2017
Points in First Half: ..57, Connecticut, 2000
Points in Second Half:54, three times
 Washington, 2017, Stanford, 2015
 DePaul, 2014
Points in Overtime:.....14, Notre Dame, 2008

FEWEST BY AN OPPONENT

Points:.....44, Little Rock, 2010
Rebounds:.....24, twice, Villanova, 2002
 Oral Roberts, 2001
Offensive Reb.: 3, George Washington, 2003
Defensive Rebounds:14, Kentucky, 2010
FG Made:.....13, twice, vs. Marquette, 2007
 Loyola (Md.), 1995
FG Attempts:.....46, twice, Stanford, 2015
 Purdue, 2009
FG Pct.:......213 (13-61), Marquette, 2007
3-PT Field Goals:0, three times
 Little Rock, 2010
 Colorado, 2002, Connecticut, 2002
3-PT FG Att.:.....4, Colorado, 2002
3-PT FG Pct.:......000, four times
Free Throws:.....5, Purdue, 2016
FT Att.:.....6, Stanford, 2001
FT Pct.:......346 (9-26), Louisiana Tech, 1995
Assists:.....5, Colorado, 2002
Steals:.....2, UCLA, 2013
Blocks:.....0, three times
 Kentucky, 2010
 South Dakota State 2010, Colorado, 2002
Turnovers:.....7, twice
 Central Michigan, 2013
 Stanford, 2010
Fouls:.....9, Southeast Missouri State, 2007
Technical Fouls:.....None
Points in a Quarter: 8 vs. Purdue [2Q], 2016
Points in First Half: ..15, twice, Purdue, 2016
 Little Rock, 2010
Points in Second Half: 19, Prairie View, 2009
Points in Overtime:.....6, Notre Dame, 2010

MOST BY AN OKLAHOMA PLAYER

Points: ..36, Aaryn Ellenberg vs. DePaul, 2014
Rebs:.....20, Courtney Paris vs. Ole Miss, 2007
Offensive Reb.:..8, Courtney Paris, three times
 Joannna McFarland vs. Tennessee, 2013
Defensive Reb.: 14, Courtney Paris, three times
FGs:.....14, Courtney Paris vs. Ole Miss, 2007
FG Attempts:.....24, three times

..... Danielle Robinson vs. Stanford, 2010
 Courtney Paris vs. Ole Miss, 2007
 Courtney Paris vs. Stanford, 2006
FG Pct. (min. 10 made):846 (11-13)
 Courtney Paris vs. Pepperdine, 2006
3-PT FGs:.....7, Aaryn Ellenberg vs. DePaul, 2014
3-PT FG Att.: 15, Aaryn Ellenberg vs. DePaul, 2014
3-PT FG Pct. (min. 3 made):1.000, (3-3)
 Krista Sanchez vs. BYU, 2006
Free Throws Made:.....11, four times
 Ana Llanusa vs. DePaul, 2018
 Danielle Robinson vs. Purdue, 2009
 LaNeisha Caufield vs. Villanova, 2002
 LaNeisha Caufield vs. Connecticut, 2000
FT Attempts:.....14, twice
 Courtney Paris vs. Purdue, 2009
 LaNeisha Caufield vs. Connecticut, 2000
FT Pct. (min. 5 made):1.000, five times
 MR: (8-8) Sharane Campbell vs. DePaul, 2014
Assists:.....12, Stacey Dales vs. BYU, 2000
Steals:.....5, three times
 MR: Nyeshia Stevenson vs. Kentucky, 2010
Blocks: 9, Vionise Pierre-Louis vs. Gonzaga, 2017
Turnovers: 12, Stacey Dales vs. Connecticut, 2000

MOST BY AN OPPOSING PLAYER

Points:.....38, twice
 Kelsey Plum, Washington, 2017
 Nneka Ogwumike, Stanford, 2010
Rebounds: 17, Racquel Spurlock, La. Tech, 1995
Off. Reb.:.....9, Crystal Bradford, Cent. Mich., 2013
Def. Reb.: 12, Nneka Ogwumike, Stanford, 2010
Field Goals:.....14, twice;
 Crystal Bradford, Central Michigan, 2013
 Brooke Smith, Stanford, 2006
FG Att.: 31, Crystal Bradford, Cent. Mich., 2013
Field Goal Pct. (min. 10 made): .. .875 (14-16),
 Brooke Smith, Stanford, 2006
3-PT FG Made:.....6, twice
 Brittany Mallory, Notre Dame, 2011
 Cady Williams, BYU, 2000
3-PT FG Att.: 12, Niki DiGiulio, Cent. Mich., 2013
3-PT FG Pct. (min. 5 made):......857 (6-7),
 Tamika Williams, Connecticut, 2002
FTs: 15, Racquel Spurlock, Loyola (Md.), 1995
FT Attempts:16, twice,
 Ashley Awkward, Ole Miss, 2007
 Racquel Spurlock, Loyola (Md.), 1995
FT Pct. (min. 5 made):.....1.000, twice,
 (12-12), Charel Allen, Notre Dame (3-25-08)
 (8-8), Diana Taurasi, Connecticut (3-31-02)
Assists: ..12, Skylar Diggins, Notre Dame, 2011
Steals:.....9, Dee Dee Wheeler, Arizona, 2005
Blocks:.....6, three times
 MR: Alexis Jennings, Kentucky, 2016
Turnovers:.....8, three times
 MR: Markel Williams, UCLA, 2013



» SINGLE-GAME CATEGORY LEADERS

» OKLAHOMA

POINTS

- 36, Aaryn Ellenberg vs. DePaul, 2014
- 33, Phylesha Whaley vs. BYU, 2000
- 31, Nyeshia Stevenson vs. Kentucky, 2010
- 30, Courtney Paris vs. BYU, 2006
- 30, LaNeisha Caufield vs. Villanova, 2002
- 28, Aaryn Ellenberg vs. Michigan, 2012
- 28, Leah Rush vs. Arizona, 2005
- 27, Aaryn Ellenberg vs. UCLA, 2013
- 27, Whitney Hand vs. Miami (Fla.), 2011
- 27, Courtney Paris vs. Pepperdine, 2006

REBOUNDS

- 20, Courtney Paris vs. Ole Miss, 2007
- 17, Joanna McFarland vs. Central Michigan, 2013
- 17, Dionnah Jackson vs. Arizona, 2005
- 16, Joanna McFarland vs. Tennessee, 2013
- 16, Joanna McFarland vs. UCLA, 2013
- 16, Courtney Paris vs. Prairie View, 2009
- 16, Ashley Paris vs. Pittsburgh, 2009
- 16, Courtney Paris vs. Stanford, 2006
- 15, Joanna McFarland vs. James Madison, 2011
- 15, Joanna McFarland vs. Miami (Fla.), 2011
- 15, Amanda Thompson vs. South Dakota State, 2010
- 15, Courtney Paris vs. BYU, 2006

ASSISTS

- 12, Stacey Dales vs. BYU, 2000
- 11, Danielle Robinson vs. Miami (Fla.), 2011
- 11, Danielle Robinson vs. Louisville, 2009
- 10, Gileysa Penzo vs. DePaul, 2018
- 10, Britney Brown vs. BYU, 2006
- 9, Stacey Dales vs. Colorado, 2002
- 8, Danielle Robinson vs. Pittsburgh, 2009
- 8, Amanda Thompson vs. Notre Dame, 2008
- 7, Morgan Hook vs. Central Michigan, 2013
- 7, Whitney Hand vs. St. John's, 2012
- 7, Danielle Robinson vs. Pittsburgh, 2010
- 7, Jenna Plumlee vs. SE Missouri State, 2007
- 7, Britney Brown vs. Arizona, 2005
- 7, Dionnah Jackson vs. George Washington, 2003
- 7, LaNeisha Caufield vs. Washington, 2001

» OPPONENTS

POINTS

- 38, Kelsey Plum, Washington, 2017
- 38, Nneka Ogumike, Stanford, 2010
- 36, Crystal Bradford, Central Michigan, 2013
- 35, Charel Allen, Notre Dame, 2008
- 34, Camille Copper, Purdue, 2000



» Aaryn Ellenberg scored 36 points against DePaul in 2014 to set an OU NCAA Tournament single-game record.

- 31, Victoria Dunlap, Kentucky, 2010
- 31, Armintie Price, Ole Miss, 2007
- 31, Daphanie Kennedy, Pepperdine, 2006
- 29, Candice Wiggins, Stanford, 2006
- 25, Ashley Awkward, Ole Miss, 2007

REBOUNDS

- 17, Racquel Spurlock, Louisiana Tech, 1995
- 16, Nneka Ogumike, Stanford, 2010
- 15, Chantel Osahor, Washington, 2017
- 14, Crystal Bradford, Central Michigan, 2013
- 14, Morgan Stroman, Miami (Fla.), 2011
- 14, Karen Booker, Vanderbilt, 1986
- 13, Victoria Dunlap, Kentucky, 2010
- 13, Lindsey Wisdom-Hilton, Purdue, 2009
- 13, Swin Cash, Connecticut, 2002
- 11, Erica McCall, Stanford, 2015
- 11, Angel McCoughtry, Louisville, 2009
- 11, Nicole Powell, Stanford, 2004
- 11, Maquisha Walker, 1995

ASSISTS

- 12, Skylar Diggins, Notre Dame, 2011
- 11, Kelsey Plum, Washington, 2017
- 9, Dee Dee Wheeler, Arizona, 2005
- 8, Shea Ralph, Connecticut, 2000
- 8, Kamie Ethcide, Texas, 1986
- 7, by eight players (most recently by Chantel Osahor, Washington, 2017)



NCAA TOURNAMENT RECORDS

» OKLAHOMA TEAM HIGHS

POINTS

- 111 vs. Quinnipiac, 2015
- 100 vs. DePaul, 2014
- 94 vs. Colorado, 2002
- 90 vs. Loyola (Md.), 1995
- 88 vs. Michigan, 2012
88 vs. Miami (Fla.), 2011
88 vs. Kentucky, 2010

FIELD GOALS

- 40 vs. Quinnipiac, 2015
- 38 vs. Vanderbilt, 1986
- 34 vs. DePaul, 2014
34 vs. Michigan, 2012
34 vs. Colorado, 2002

FIELD GOAL ATTEMPTS

- 76 vs. Vanderbilt, 1986
- 75 vs. Tennessee, 2013
- 73 vs. DePaul, 2014
- 72 vs. Stanford, 2015
72 vs. Quinnipiac, 2015

FIELD GOAL PERCENTAGE

- .615 vs. Kentucky, 2010
- .569 vs. SE Missouri State, 2007
- .556 vs. Quinnipiac, 2015
- .548 vs. Colorado, 2002
- .544 vs. BYU, 2000

3-POINT FIELD GOALS

- 13 vs. Quinnipiac, 2015
- 12 vs. Washington, 2017
12 vs. DePaul, 2014
- 11 vs. UCLA, 2013
11 vs. Miami (Fla.), 2011

3-POINT FIELD GOAL ATTEMPTS

- 33 vs. DePaul, 2014
- 29 vs. Quinnipiac, 2015
29 vs. Tennessee, 2013
29 vs. Michigan, 2012
29 vs. Miami (Fla.), 2011

3-POINT FG PCT. (MIN. 10 ATTEMPTS)

- .588 (10-for-17) vs. SE Mo. State, 2007
- .563 (9-for-16) vs. Notre Dame, 2008
- .529 (7-for-14) vs. Notre Dame, 2010
- .500 (10-for-20) vs. BYU, 2006
- .474 (9-for-19) vs. Cent. Michigan, 2013

FREE THROWS

- 30 vs. Stanford, 2015
- 26 vs. UCLA, 2013
- 25 vs. DePaul, 2018
25 vs. Pepperdine, 2006
- 24 vs. Purdue, 2009

FREE THROW ATTEMPTS

- 38 vs. Stanford, 2015
- 37 vs. UCLA, 2013
- 34 vs. Pepperdine, 2006
- 33 vs. DePaul, 2018
33 vs. Hartford, 2002

FREE THROW PCT. (MIN. 10 ATTEMPTS)

- .958 (23-for-24) vs. Marist, 2004
- .952 (20-for-21) vs. DePaul, 2014
- .909 (10-for-11) vs. Notre Dame, 2010
.909 (10-for-11) vs. S.D. State, 2010
- .905 (20-for-22) vs. Gonzaga, 2017
.905 (12-for-14) vs. Kentucky, 2010

REBOUNDS

- 58 vs. Vanderbilt, 1986
- 53 vs. Prairie View A&M, 2009
- 52 vs. Stanford, 2001
- 51 vs. Pittsburgh, 2009
- 50 vs. Tennessee, 2013

ASSISTS

- 27 vs. Quinnipiac, 2015
- 23 vs. Notre Dame, 2008
- 23 vs. Colorado, 2002
- 22 vs. Michigan, 2012
22 vs. Miami (Fla.), 2011

TURNOVERS

- 33 vs. Connecticut, 2000
- 26 vs. Ole Miss, 2007
- 24 vs. Central Michigan, 2013
- 24 vs. Notre Dame, 2011
- 24 vs. Notre Dame, 2008

BLOCKED SHOTS

- 13 vs. Purdue, 2016
- 11 vs. Gonzaga, 2017
- 8 vs. Notre Dame, 2008
- 7 vs. Stanford, 2015
7 vs. DePaul, 2014
7 vs. Louisville, 2009
7 vs. Purdue, 2009
7 vs. Georgia Tech, 2009
7 vs. Illinois State, 2009
7 vs. Illinois State, 2008
7 vs. Marquette, 2007

STEALS

- 21 vs. Loyola (Md.), 1995
- 14 vs. Prairie View A&M, 2009
- 13 vs. Hartford, 2002
- 12 vs. Connecticut, 2002
- 11 vs. Duke, 2002



» Gabbi Ortiz and the 2014-15 Sooners set program records against Quinnipiac for points, field goals and 3-point field goals in an NCAA Tournament game.



» OPPONENT TEAM HIGHS

POINTS

- 108, Washington, 2017
- 104, DePaul, 2014
- 102, Connecticut, 2000
- 90, DePaul, 2018
- 88, Stanford, 2015

FIELD GOALS

- 40, Connecticut, 2000
- 36, Washington, 2017
36, DePaul, 2014
- 32, Miami (Fla.), 2011
32, Texas, 1986

FIELD GOAL ATTEMPTS

- 84, Central Michigan, 2013
- 78, Vanderbilt, 1986
- 77, James Madison, 2011
- 74, Pittsburgh, 2009
74, Ole Miss, 2007

FIELD GOAL PERCENTAGE

- .571, Washington, 2017
.571, Connecticut, 2000
- .526, Connecticut, 2002
- .525, Texas, 1986
- .517, DePaul, 2018

3-POINT FIELD GOALS

- 18, Washington, 2017
- 13, BYU, 2000
- 12, DePaul, 2018
12, Quinnipiac, 2015
- 11, DePaul, 2014

3-POINT FIELD GOAL ATTEMPTS

- 33, Central Michigan, 2013
- 30, Washington, 2017
- 29, Quinnipiac, 2015
- 25, James Madison, 2011
25, BYU, 2000

3-POINT FG PCT. (MIN. 10 ATTEMPTS)

- .600 (18-for-30), Washington, 2017
- .571 (8-for-14), Oral Roberts, 2001
- .520 (13-for-25), BYU, 2000
- .500 (12-for-24), DePaul, 2018
.500 (9-for-18), Notre Dame, 2008
.500 (7-for-14), George Washington, 2003

FREE THROWS

- 31, Purdue, 2009
- 29, Kentucky, 2016
29, Ole Miss, 2007
- 28, Loyola (Md.), 1995
- 26, Quinnipiac, 2015

FREE THROW ATTEMPTS

- 41, Ole Miss, 2007
- 38, Kentucky, 2007
- 35, Loyola (Md.), 1995
35, Texas, 1986
- 34, Purdue, 2009

FREE THROW PCT. (MIN. 10 ATTEMPTS)

- .917 (22-for-24), Notre Dame, 2008
- .917 (11-for-12), SE Missouri State, 2007
- .912 (31-for-34), Purdue, 2009
- .909 (20-for-22), Kentucky, 2010
- .900 (18-for-20), George Washington, 2003

REBOUNDS

- 60, Louisiana Tech, 1995
- 53, Stanford, 2010
- 50, UCLA, 2013
- 48, Washington, 2001
- 47, Notre Dame, 2011

ASSISTS

- 26, DePaul, 2018
- 24, Notre Dame, 2011
- 20, Washington, 2017
- 20, DePaul, 2014
- 19, Stanford, 2006
19, Duke, 2002
19, Connecticut, 2000

TURNOVERS

- 32, Loyola (Md.), 1995
- 29, Colorado, 2002
- 24, Notre Dame, 2011
- 22, Hartford, 2002
- 20, Little Rock, 2010

BLOCKED SHOTS

- 11, Stanford, 2001
- 8, Kentucky, 2016
8, Connecticut, 2002
- 7, George Washington, 2003
7, Vanderbilt, 1986

STEALS

- 21, Connecticut, 2000
- 16, Ole Miss, 2007
- 15, James Madison, 2011
- 14, Notre Dame, 2011
- 13, Prairie View A&M, 2009
13, Notre Dame, 2008



NCAA TOURNAMENT RECORDS

» OKLAHOMA CAREER CATEGORY LEADERS

GAMES PLAYED

- 15, Jasmine Hartman (2009, 2010, 2011, 2013)
15, Danielle Robinson (2008, 2009, 2010, 2011)
15, Carlee Roethlisberger (2008, 2009, 2010, 2011)
- 14, Amanda Thompson (2007, 2008, 2009, 2010)
- 13, Joanna McFarland (2010, 2011, 2012, 2013)
13, Ashley Paris (2006, 2007, 2008, 2009)
13, Courtney Paris (2006, 2007, 2008, 2009)
- 12, Stacey Dales (2000, 2001, 2002)
12, LaNeisha Caufield (2000, 2001, 2002)
- 11, Abi Olajuwon (2007, 2008, 2009, 2010)
11, Caton Hill (2000, 2001, 2002, 2004)

MINUTES PLAYED

- 510, Danielle Robinson (2008, 2009, 2010, 2011)
- 410, LaNeisha Caufield (2000, 2001, 2002)
- 409, Stacey Dales (2000, 2001, 2002)
- 394, Courtney Paris (2006, 2007, 2008, 2009)
- 352, Nyeshia Stevenson (2007, 2008, 2009, 2010)
- 350, Caton Hill (2000, 2001, 2002, 2004)
- 347, Ashley Paris (2006, 2007, 2008, 2009)
- 336, Whitney Hand (2009, 2011, 2012)
- 311, Amanda Thompson (2007, 2008, 2009, 2010)
- 300, Carlee Roethlisberger (2008, 2009, 2010, 2011)

POINTS

- 250, Courtney Paris (2006, 2007, 2008, 2009)
- 214, Danielle Robinson (2007, 2008, 2009, 2010)
- 208, LaNeisha Caufield (2000, 2001, 2002)
- 173, Aaryn Ellenberg (2011, 2012, 2013, 2014)
- 171, Stacey Dales (2000, 2001, 2002)
- 150, Whitney Hand (2009, 2011, 2012)
- 146, Nyeshia Stevenson (2007, 2008, 2009, 2010)
- 141, Caton Hill (2000, 2001, 2002, 2004)
- 123, Leah Rush (2004, 2005, 2006, 2007)
- 113, Ashley Paris (2006, 2007, 2008, 2009)

FIELD GOALS

- 99, Courtney Paris (2006, 2007, 2008, 2009)
- 81, Danielle Robinson (2008, 2009, 2010, 2011)
- 66, LaNeisha Caufield (2000, 2001, 2002)
- 62, Aaryn Ellenberg (2011, 2012, 2013, 2014)
- 61, Stacey Dales (2000, 2001, 2002)
- 54, Caton Hill (2000, 2001, 2002, 2004)
- 50, Nyeshia Stevenson (2007, 2008, 2009, 2010)
- 47, Whitney Hand (2009, 2011, 2012)
- 46, Leah Rush (2004, 2005, 2006, 2007)
- 45, Ashley Paris (2006, 2007, 2008, 2009)



» Danielle Robinson averaged 14.3 points, 5.7 assists and 4.3 rebounds in 15 NCAA Tournament games, helping the Sooners to back-to-back Final Four appearances in 2009 and 2010.

FIELD GOAL ATTEMPTS

- 182, Danielle Robinson (2007, 2008, 2009, 2010)
- 174, Courtney Paris (2006, 2007, 2008, 2009)
- 149, Stacey Dales (2000, 2001, 2002)
- 146, Aaryn Ellenberg (2011, 2012, 2013, 2014)
146, LaNeisha Caufield (2000, 2001, 2002)
- 118, Caton Hill (2000, 2001, 2002, 2004)
- 116, Whitney Hand (2009, 2011, 2012)
- 112, Nyeshia Stevenson (2007, 2008, 2009, 2010)
- 111, Amanda Thompson (2007, 2008, 2009, 2010)
- 107, Ashley Paris (2006, 2007, 2008, 2009)

FIELD GOAL PCT. (MIN. 50 ATTEMPTS)

- .640, Abi Olajuwon (2007, 2008, 2009, 2010)
- .596, Kaylon Williams (2012, 2014, 2015, 2016)
- .575, Leah Rush (2004, 2005, 2006, 2007)
- .569, Courtney Paris (2006, 2007, 2008, 2009)
- .560, Nicole Griffin (2011, 2012, 2013, 2014)
- .486, Dionnah Jackson (2002, 2003, 2004, 2005)
- .482, Vionise Pierre-Louis (2015, 2016, 2017, 2018)
- .481, Gabbi Ortiz (2015, 2016, 2017, 2018)
- .475, Joanna McFarland (2010, 2011, 2012, 2013)
- .462, Sharane Campbell (2012, 2013, 2014, 2015)

3-POINT FIELD GOALS

- 31, Aaryn Ellenberg (2011, 2012, 2013, 2014)
- 23, Whitney Hand (2009, 2011, 2012)
- 18, Nyeshia Stevenson (2007, 2008, 2009, 2010)
- 17, Stacey Dales (2000, 2001, 2002)
- 15, Leah Rush (2004, 2005, 2006, 2007)
- 13, Peyton Little (2015, 2016, 2017)
13, Gabbi Ortiz (2015, 2016, 2017, 2018)
- 11, LaNeisha Caufield (2000, 2001, 2002)
11, Erin Higgins (2004, 2005, 2006, 2007)
- 10, Caton Hill (2000, 2001, 2002, 2004)
10, Carlee Roethlisberger (2008, 2009, 2010, 2011)



» OKLAHOMA CAREER CATEGORY LEADERS (CONTINUED)

3-POINT FIELD GOAL ATTEMPTS

- 82, Aaryn Ellenberg, (2011, 2012, 2013, 2014)
- 66, Whitney Hand (2009, 2011, 2012)
- 60, Nyeshia Stevenson (2007, 2008, 2009, 2010)
- 50, Stacey Dales (2000, 2001, 2002)
- 41, Erin Higgins (2004, 2005, 2006, 2007)
- 36, Carlee Roethlisberger (2008, 2009, 2010, 2011)
- 35, LaNeisha Caufield (2000, 2001, 2002)
- 33, Peyton Little (2015, 2016, 2017)
- 32, Caton Hill (2000, 2001, 2002, 2004)
- 30, Gabbi Ortiz (2015, 2016, 2017, 2018)
- 30, Maddie Manning (2015, 2016, 2017, 2018)

3-POINT FIELD GOAL PCT. (MIN. 10 ATTEMPTS)

- .636 (7-11), Derica Wyatt (2014, 2015, 2016, 2017)
- .536 (15-28), Leah Rush (2004, 2005, 2006, 2007)
- .500 (7-14), Britney Brown (2003, 2004, 2005, 2006)
- .444 (7-16), Joanna McFarland (2010, 2011, 2012, 2013)
- .433 (13-30), Gabbi Ortiz (2015, 2016, 2017, 2018)
- .393 (13-33), Peyton Little (2015, 2016, 2017)
- .391 (9-23), Gabbi Ortiz (2015, 2016, 2017)
- .378 (31-82), Aaryn Ellenberg (2011, 2012, 2013, 2014)
- .360 (5-14), Dionnah Jackson (2002, 2003, 2004, 2005)
- .348 (23-66), Whitney Hand (2009, 2011, 2012)

FREE THROWS

- 65, LaNeisha Caufield (2000, 2001, 2002)
- 56, Danielle Robinson (2008, 2009, 2010, 2011)
- 52, Courtney Paris (2006, 2007, 2008, 2009)
- 33, Whitney Hand (2009, 2011, 2012)
- 33, Sharane Campbell-Olds (2012, 2013, 2014, 2015)
- 30, Joanna McFarland (2010, 2011, 2012, 2013)
- 30, Stacey Dales (2000, 2001, 2002)
- 28, Nyeshia Stevneson (2007, 2008, 2009, 2010)
- 23, Ashley Paris (2006, 2007, 2008, 2009)
- 23, Dionnah Jackson (2002, 2003, 2004, 2005)
- 23, Caton Hill (2000, 2001, 2002, 2004)

FREE THROW ATTEMPTS

- 79, Courtney Paris (2006, 2007, 2008, 2009)
- 78, LaNeisha Caufield (2000, 2001, 2002)
- 60, Danielle Robinson (2008, 2009, 2010, 2011)
- 48, Stacey Dales (2000, 2001, 2002)
- 39, Sharane Campbell-Olds (2012, 2013, 2014, 2015)
- 38, Nyeshia Stevenson (2007, 2008, 2009, 2010)
- 36, Whitney Hand (2009, 2011, 2012)
- 34, Joanna McFarland (2010, 2011, 2012, 2013)
- 33, Dionnah Jackson (2002, 2003, 2004, 2005)
- 30, Vionise Pierre-Louis (2015, 2016, 2017, 2018)
- 30, Ashley Paris (2006, 2007, 2008, 2009)

FREE THROW PCT. (MIN. 10 ATTEMPTS)

- 1.000 (13-13) Britney Brown (2004, 2005, 2006, 2007)
- .933 (56-60), Danielle Robinson (2008, 2009, 2010, 2011)
- .923 (12-13), Peyton Little (2015, 2016, 2017)
- .917 (11-12), Ana Llanusa (2018)
- .916 (33-36), Whitney Hand (2009, 2011, 2012)
- .909 (10-11), Gabbi Ortiz (2015, 2016, 2017)
- .909 (10-11), Gioya Carter (2014, 2015, 2016, 2017)
- .882 (30-34), Joanna McFarland (2010, 2011, 2012, 2013)
- .857 (18-21), Chelsi Welch (2003, 2005, 2006, 2007)
- .846 (33-39) Sharane Campbell (2012, 2013, 2014, 2015)

REBOUNDS

- 175, Courtney Paris (2006, 2007, 2008, 2009)
- 109, Ashley Paris (2006, 2007, 2008, 2009)
- 102, Joanna McFarland (2010, 2011, 2012, 2013)
- 95, Caton Hill (2000, 2001, 2002, 2004)
- 81, Amanda Thompson (2007, 2008, 2009, 2010)
- 64, Danielle Robinson (2008, 2009, 2010, 2011)
- 58, Whitney Hand (2009, 2011, 2012)
- 58, Dionnah Jackson (2002, 2003, 2004, 2005)
- 52, Stacey Dales (2000, 2001, 2002)
- 50, Vionise Pierre-Louis (2015, 2016, 2017, 2018)

ASSISTS

- 85, Danielle Robinson (2008, 2009, 2010, 2011)
- 62, Stacey Dales (2000, 2001, 2002)
- 36, Whitney Hand (2009, 2011, 2012)
- 35, Britney Brown (2004, 2005, 2006, 2007)
- 34, LaNeisha Caufield (2000, 2001, 2002)
- 31, Amanda Thompson (2007, 2008, 2009, 2010)
- 30, Morgan Hook (2011, 2012, 2013, 2014)
- 25, Caton Hill (2000, 2001, 2002, 2004)
- 23, Ashley Paris (2006, 2007, 2008, 2009)

BLOCKED SHOTS

- 43, Courtney Paris (2006, 2007, 2008, 2009)
- 25, Vionise Pierre-Louis (2015, 2016, 2017, 2018)
- 13, Nicole Griffin (2011, 2012, 2013, 2014)
- 10, Amanda Thompson (2007, 2008, 2009, 2010)
- 7, Kaylon Williams (2012, 2014, 2015, 2016)
- 7, Abi Olajuwon (2007, 2008, 2009, 2010)
- 7, Ashley Paris (2006, 2007, 2008, 2009)

STEALS

- 29, Danielle Robinson (2008, 2009, 2010, 2011)
- 24, LaNeisha Caufield (2000, 2001, 2002)
- 17, Whitney Hand (2009, 2011, 2012)
- 17, Caton Hill (2000, 2001, 2002, 2004)
- 16, Stacey Dales (2000, 2001, 2002)
- 15, Nyeshia Stevenson (2007, 2008, 2009, 2010)
- 13, Amanda Thompson (2007, 2008, 2009, 2010)
- 13, Courtney Paris (2006, 2007, 2008, 2009, 2010)



1,000-POINT SCORERS

» 1. COURTNEY PARIS (2,729)

Leads OU in scoring with 2,729 points ... One of the most dominant post players in NCAA history ... Ended career with 20 NCAA, 57 Big 12 Conference and 69 Oklahoma records ... Set an NCAA mark with 112 consecutive games with a double-double ... Became the first player ever, regardless of gender, to record 2,500 career points and 2,000 career rebounds ... 2007 AP National Player of the Year ... First four-time AP and USBWA All-America selection ... Four-time finalist for the Naismith National Player of the Year ... Three-time Big 12 Player of the Year (2007, 2008, 2009), 2007 & 2008 Big 12 Defensive Player of the Year and 2006 Big 12 Freshman of the Year ... Set OU single-season records with averages of 23.5 points, 15.9 rebounds and 3.4 blocks per game in 2007 ... Became the first-ever player to win WBCA National Player of the Month three times during the 2006-07 season ... 2006 and 2007 Big 12 Tournament MVPs ... As a freshman, became the first NCAA player to register 700 points, 500 rebounds, and 100 blocks in one season ... Set NCAA and OU record with 539 rebounds during the 2005-06 season ... Also established NCAA freshman blocks record with 119 ... One of three players to record a triple-double in program history ... Drafted as the No. 7 overall selection in the 2009 WNBA Draft ... Currently plays with the WNBA's Seattle Storm.



» Courtney Paris is OU's all-time leading scorer by 401 points. She scored 2,729 points during her four-year career.

» 3. PHYLESHA WHALEY (2,187)

Third all-time leading scorer in OU history with 2,187 ... Averaged 20.8 points per game her senior year ... First on career records in minutes played per game (34.9) ... Appears in the top three in the following categories: scoring average (2nd/18.9); free throws made (2nd/552); free throws attempted (3rd/710) and minutes averaged (1st/34.9) ... First player in school history to reach the 2,000-point mark in the Big 12 era ... Awarded first team all-conference honors in last three seasons ... Was named 2000 Big 12 Player of the Year and led Sooners to the Sweet 16 ... Honorable mention All-American by Associated Press and Kodak.



SEASON	G	FG-FGA	PCT	3G-A	PCT	FT-FTA	PCT	REBS	AVG	PTS	AVG
2005-06	36	331-539	.614	0-1	0.000	126-262	.481	539	15.0	788	21.9
2006-07	33	318-558	.570	0-4	0.000	139-242	.574	526	15.9	775	23.5
2007-08	31	239-426	.561	0-3	0.000	100-175	.571	446	15.0	578	18.6
2008-09	37	236-418	.565	0-0	0.000	116-201	.577	503	13.6	588	15.9
TOTALS	137	1124-1941	.579	0-8	0.000	481-880	.547	2034	14.8	2729	19.9

SEASON	G	FG-FGA	PCT	3G-A	PCT	FT-FTA	PCT	REBS	AVG	PTS	AVG
1996-97	27	133-299	.445	1-7	.143	119-175	.680	193	7.1	386	14.3
1997-98	27	182-383	.475	14-40	.350	168-213	.689	220	8.1	546	20.2
1998-99	29	197-420	.469	27-75	.360	148-178	.831	217	7.5	569	19.6
1999-00	33	265-492	.529	39-80	.488	117-144	.813	261	7.9	686	20.8
TOTALS	116	777-1594	.487	81-202	.401	552-710	.777	892	7.7	2187	18.9

» 2. AARYN ELLENBERG (2,328)

Finished career as OU's top 3-point shooter in program history ... Only player in school history to make 100 or more treys in a single season (115, 2013) ... Owns the Oklahoma career record for 3-point field goals (284) ... Finished career second all-time in Big 12 and 11th in NCAA history with 376 3-pointers ... Two-time AP All-American honorable mention ... Three-time All-Big 12 First Team selection ... Currently in the top five in the following categories: 3-pointers attempted (1st/975); field goals attempted (1st/2,025); field goals made (3rd/825); 3-point field goal percentage (4th/.386); scoring average (5th/18.7).



» 4. MOLLY MCGUIRE (2,147)

Fourth in points scored with a total of 2,147 ... Became first OU basketball player (men's or women's) to score more than 2,000 points and pull down 1,000 rebounds in a career ... Second in school history with 1,071 career rebounds ... Chosen as Big Eight Player of the Year and second-team All-America by Women's Basketball News Service in 1983 ... Third team All-America and was one of 30 finalists for the Wade Trophy in 1983 ... Second in OU history with 859 career field goals made and third overall with a 18.7 scoring average.



SEASON	G	FG-FGA	PCT	3G-A	PCT	FT-FTA	PCT	REBS	AVG	PTS	AVG
2010-11	35	204-519	.393	94-237	.397	64-79	.810	115	3.3	566	16.2
2011-12	34	193-486	.368	75-204	.368	67-84	.798	118	3.5	528	15.5
2012-13	35	250-542	.424	115-278	.414	79-105	.752	117	3.3	654	18.7
2013-14	30	194-478	.414	92-256	.359	92-115	.800	122	4.1	580	19.3
TOTALS	134	825-2055	.407	367-975	.386	302-383	.789	472	3.5	2328	17.4

SEASON	G	FG-FGA	PCT	3G-A	PCT	FT-FTA	PCT	REBS	AVG	PTS	AVG
1983-84	32	107-228	.469	—	—	42-65	.646	137	4.3	256	8.0
1984-85	37	238-455	.523	—	—	106-134	.791	307	8.3	582	15.7
1985-86	35	288-543	.530	—	—	159-207	.768	287	8.2	735	21.0
1986-87	33	214-418	.512	9-19	.474	80-114	.702	223	6.8	524	15.9
TOTALS	115	859-1433	.599	—	—	429-588	.730	1071	9.3	2147	18.7

1,000-POINT SCORERS



» 5. DANIELLE ROBINSON (2,138)

Top scoring point guard in program history ... Finished career as one of three players in history to cross the 2,000-point, 700-assists and 300-steal benchmarks in a career ... Ranks third in field goals attempted (1,676) and fourth in field goals made (876) ... Set program record with 140 career starts and 4,579 minutes played ... Second in OU history with 726 assists ... Two-time Associated Press All-America selection ... Led the Sooners to back-to-back Final Four appearances in 2009 and 2010 ... Appeared in 15 NCAA Tournament games during her career ... 2010 NCAA Women's Final Four All-Tournament team ... Three-time Nancy Lieberman Award Finalist (2009, 2010, 2011) ... Selected as the No. 6 overall pick by San Antonio Stars.



SEASON	G	FG-FGA	PCT	3G-A	PCT	FT-FTA	PCT	REBS	AVG	PTS	AVG
2007-08	31	155-323	.480	0-2	0.000	68-99	.687	90	2.9	378	12.2
2008-09	37	180-324	.556	0-1	0.000	119-132	.902	106	2.9	479	12.9
2009-10	38	240-516	.465	2-15	.133	157-179	.877	127	3.3	639	16.8
2010-11	35	253-513	.458	5-18	.278	169-190	.879	129	3.7	642	18.3
TOTALS	141	810-1676	.483	7-36	.194	511-600	.852	452	3.2	2,138	15.2

» 6. LANEISHA CAUFIELD (2,125)

Sixth all-time on OU's scoring chart with 2,125 points ... Claimed the career record in steals with a total of 402 ... OU's all-time leader in free throws made (693) and second in free throw attempts (826) ... Also second in program history with 4,287 minutes played ... Defensive Player of the Year by Women's Basketball News Service after both her junior and senior campaigns ... 2002 Women's Basketball News Service All-American ... Named a Women's Basketball Journal All-American in 2001 ... Named second team all-conference in her last three seasons (2000, 2001, 2002) ... 1999 Big 12 Freshman of the Year.



SEASON	G	FG-FGA	PCT	3G-A	PCT	FT-FTA	PCT	REBS	AVG	PTS	AVG
1998-99	29	131-272	.482	12-36	.333	183-227	.806	152	5.3	457	15.8
1999-00	33	160-319	.502	13-43	.302	173-205	.844	162	4.9	506	15.3
2000-01	34	185-395	.468	20-73	.274	146-174	.839	145	4.3	536	15.8
2001-02	36	203-441	.460	29-79	.357	191-220	.868	179	5.0	626	17.4
TOTALS	132	679-1427	.476	74-251	.320	693-826	.839	639	4.8	2,125	16.1



» Stacey Dales is one of two Sooners to win multiple Big 12 Player of the Year awards.

» 7. STACEY DALES (1,920)

Two-time Big 12 Player of the Year (2001, 2002) ... Collected first All-Big 12 honors after junior and senior seasons ... Named to the All-Tournament team at the 2002 Big 12 Championship and awarded MVP honors ... Ranks first all-time with 764 assists at OU ... Played 4,199 minutes as a Sooner, the third-most by an Oklahoma player ... Also ranks fourth in OU history with 1,621 field goals attempted ... Two-time AP All-America selection ... 2002 Naismith Player of the Year finalist ... Named to 2002 Final Four All-Tournament team ... Two-time CoSIDA Academic All-America selection ... No. 3 overall pick in the 2002 WNBA Draft by the Washington Mystics ... Highest WNBA Draft pick in program history ... Member of the 2000 Canadian Olympic team ... Currently works as a reporter for the NFL Network ... Became the first female student-athlete at OU to have her jersey honored on Nov. 21, 2014.



SEASON	G	FG-FGA	PCT	3G-A	PCT	FT-FTA	PCT	REBS	AVG	PTS	AVG
1997-98	1	0-0.000	0.000	0-0.000	0.000	0-0.000	0.000	0	0	0	0
1998-99	29	129-331	.390	24-77	.312	64-97	.660	201	6.9	346	11.9
1999-00	33	153-371	.412	43-122	.352	71-115	.617	168	5.1	420	12.7
2000-01	34	209-439	.476	28-86	.321	97-147	.660	172	5.1	543	16.0
2001-02	36	228-479	.476	41-106	.387	14-145	.786	180	5.0	611	17.0
TOTALS	133	719-1620	.444	136-391	.348	348-504	.687	721	5.5	1,920	14.5

» T-8. CATON HILL (1,653)

Tied for eighth best in career points with 1,653 ... Set a school record with 140 career games played ... Second place in career defensive rebounds (745) ... Fourth all-time in school history and ninth in Big 12 history with 1,052 career rebounds ... Ended career ranked in the top 10 of these career categories: double-doubles (3rd/33); free throw percentage (5th/799); offensive rebounds (6th/307) ... field goals made (9th/611); steals (7th/217); field goals attempted (9th/1,292); rebounding average (10th/7.5); 3-point field goals made (10th/129) ... One of four OU players to record 1,000 points and 1,000 rebounds for their collegiate career ... 2004 CoSIDA Academic All-America third team honoree ... Helped OU to three straight Big 12 regular season titles in 2000, 2001 and 2002.



SEASON	G	FG-FGA	PCT	3G-A	PCT	FT-FTA	PCT	REBS	AVG	PTS	AVG
1999-00	33	118-251	.470	16-49	.327	58-83	.699	244	7.4	310	9.4
2000-01	34	172-352	.518	27-59	.458	70-86	.814	315	9.3	441	13.0
2001-02	36	164-355	.462	45-113	.398	82-101	.812	250	6.9	455	12.6
2002-03	4	10-33	.303	0-4	.000	21-24	.875	38	9.8	41	10.3
2003-04	33	147-321	.458	41-101	.406	71-84	.835	205	6.2	406	12.3
TOTALS	140	611-1312	.466	129-326	.399	302-378	.799	1052	7.5	1,653	11.8



1,000-POINT SCORERS

» T-8. JACQUETTA HURLEY (1,653)

Posted 1,653 points while at OU, good for eighth place in career points ... Also known as a defensive specialist ... Ranks third all-time in steals with 280 ... One of the top shot blockers in the Big Eight, finishing with 84 during her career ... Posted a 20-game double figure scoring streak as a junior ... Posted a career-best 17.2 points per game during the 1984-85 season ... Named to the All-Big Eight first team as a junior and as a senior ... Sixth in school history with 670 field goals made.



SEASON	G	FG-FGA	PCT	3G-A	PCT	FT-FTA	PCT	REBS	AVG	PTS	AVG
1982-83	28	128-229	.559	—	—	44-84	.523	173	6.2	300	10.7
1983-84	32	184-349	.527	—	—	88-120	.733	197	6.2	456	14.3
1984-85	30	215-373	.576	—	—	85-136	.625	236	7.9	515	17.2
1985-86	31	143-305	.469	—	—	96-123	.780	189	6.1	382	12.3
TOTALS	121	670-1256	.533	—	—	313-463	.676	795	6.6	1653	13.7

» 10. LYNN MCCURDY (1,553)

Averaged a career-best 16.6 points a game her senior season, pushing her to 1,553 points during her career ... Ranks 10th all-time in the Sooner record books in scoring ... Ranks eighth in steals (205) and ninth in double-figure scoring games (78) ... Was named honorable mention All-Big Eight as a junior ... Was also a second team all-conference selection as a senior ... Named to the NWIT all-tournament team in 1984.



SEASON	G	FG-FGA	PCT	3G-A	PCT	FT-FTA	PCT	REBS	AVG	PTS	AVG
1980-81	31	108-245	.441	—	—	95-128	.742	187	6.0	311	10.4
1981-82	31	136-316	.430	—	—	71-91	.780	192	6.2	343	11.1
1982-83	27	145-332	.438	—	—	79-111	.711	196	7.3	369	13.7
1983-84	32	219-430	.509	—	—	92-111	.829	212	6.6	530	16.6
TOTALS	121	608-1323	.460	—	—	337-441	.764	787	6.5	1553	12.8

» 11. ANGI GUFFY (1,511)


Talented both on and off the court ... Also named to academic all-conference team three years in a row ... Named second team all-conference by Big Eight ... Award honorable mention after her senior season ... Third all-time in field goal percentage (.552) ... Also appears in the following career lists: free throws made (7th/354), defensive rebounds (9th/485); offensive rebounds (10th/227).



SEASON	G	FG-FGA	PCT	3G-A	PCT	FT-FTA	PCT	REBS	AVG	PTS	AVG
1975-76	25	97-213	.455	—	—	42-52	.807	103	4.1	236	9.4
1976-77	28	164-368	.446	—	—	97-123	.789	189	6.8	425	15.2
1977-78	25	140-281	.498	—	—	65-86	.756	139	5.6	345	13.8
1978-79	31	207-441	.469	—	—	67-82	.817	175	5.6	501	16.1
TOTALS	115	575-1042	.552	9-38	.237	354-468	.756	712	6.2	1511	13.1

» 12. DIONNAH JACKSON (1,491)

Known for her quickness, assists and defensive ability ... Voted the best team rebounder in 2004 ... Was recognized as a Wade Trophy National Player of the Year candidate as a senior ... Sits in the top 10 of the following career categories: assists (3rd/606); defensive rebounds (4th/626); steals (4th/265); minutes played (5th/4,051); minutes averaged (9th/30.9); double-figure scoring games (9th/81); free throws attempted (9th/468); free throws made (10th/334) ... Second team all-conference as a sophomore and junior ... MVP at 2004 Big 12 Championship ... 2004-05 Preseason Wooden All-America.



SEASON	G	FG-FGA	PCT	3G-A	PCT	FT-FTA	PCT	REBS	AVG	PTS	AVG
2001-02	36	101-195	.518	6-13	.462	53-90	.589	168	4.7	261	7.3
2002-03	32	139-327	.425	22-57	.386	79-114	.693	207	6.5	379	11.8
2003-04	33	148-339	.376	20-74	.270	97-123	.789	199	6.0	413	12.5
2004-05	30	158-349	.453	17-52	.327	105-141	.745	255	8.5	438	14.6
TOTALS	131	546-1210	.451	65-191	.332	334-568	.714	829	6.3	1491	11.4

» 13. ETTA MAYTUBBY (1,451)

Known for her scoring and excellent athletic ability ... 13th on the OU scoring list with 1,451 points ... Sharp-shooter from 3-point line, ranking fourth all-time in 3-point field goals made (174) and 3-point field goals attempted (537) ... Ranks ninth in steals (205), ninth in assists (302) and tenth in defensive rebounds (453) ... Honored by the Big Eight Conference and named second team All-Big Eight after her sophomore season ... Was honorable mention all-conference after junior year.



SEASON	G	FG-FGA	PCT	3G-A	PCT	FT-FTA	PCT	REBS	AVG	PTS	AVG
1992-93	27	117-255	.459	19-58	.328	56-96	.583	138	5.1	309	11.4
1993-94	28	163-330	.494	54-142	.380	33-54	.611	182	6.5	413	14.8
1994-95	30	134-322	.416	52-161	.323	58-80	.725	145	4.8	378	12.6
1995-96	27	134-354	.379	49-176	.278	34-56	.607	183	6.8	351	13.0
TOTALS	112	548-1261	.435	174-537	.324	181-286	.633	648	5.8	1451	13.0



» One of the most versatile players in program history, Dionnah Jackson is one of three OU guards with at least 1,000 points and 600 assists during their career.

1,000-POINT SCORERS



» 14. LEAH RUSH (1,427)


Ranks 14th on OU's all-time scoring chart after four-year career as a regular starter ... Was moved from center to forward as a junior to take advantage of her versatile, slashing style of play ... Named second team All-Big 12 during her sophomore and junior seasons ... Led the team in scoring with 15.5 points as a sophomore ... Awarded academic all-conference honors in 2005, 2006 and 2007 ... Academic All-Region in 2006 ... Ranked in seven other career categories: free throw percentage (6th/.795), offensive rebounds (9th/233) and minutes played (3,464).



SEASON	G	FG-FGA	PCT	3G-A	PCT	FT-FTA	PCT	REBS	AVG	PTS	AVG
2003-04	33	99-218	.454	6-24	.250	74-90	.822	144	4.4	278	8.4
2004-05	30	179-383	.465	15-45	.333	94-111	.847	190	6.3	465	15.5
2005-06	36	129-299	.431	31-91	.341	73-100	.730	189	5.3	362	10.1
2006-07	33	120-237	.506	33-76	.434	49-64	.766	131	4.0	322	9.8
TOTALS	132	526-1137	.463	85-236	.360	290-365	.795	654	5.0	1427	10.8

» 15. SHARANE CAMPBELL-OLDS (1,391)

Versatile guard with superb defensive ability ... Averaged a career-best 12.6 points per game as a junior ... Finished 15th on the Sooners' all-time scoring list with 1,391 career points ... 2012 Big 12 Freshman of the Year ... Also earned Big 12 Freshman of the Week honors six times ... Academic All-Big 12 first team selection as a sophomore and senior ... Ranks fifth in free throws made (442), sixth in free throws attempted (574) and seventh in games played (135).



SEASON	G	FG-FGA	PCT	3G-A	PCT	FT-FTA	PCT	REBS	AVG	PTS	AVG
2011-12	34	86-183	.470	11-33	.333	124-166	.747	108	3.2	307	9.0
2012-13	25	111-267	.416	26-90	.286	103-140	.736	149	4.3	351	10.0
2013-14	33	132-275	.480	14-58	.241	139-159	.874	178	5.4	417	12.6
2014-15	35	106-229	.463	28-75	.373	76-109	.697	187	5.7	316	9.9
TOTALS	135	435-954	.456	79-256	.309	442-574	.770	622	4.6	1391	10.3

» 16. TAMI ROGERS (1,353)

Averaged a career-best 19.7 points per game as a senior, helping her build her four-year total to 1,353 points ... Ranks 16th all-time in the Sooner career record books for scoring ... Considered an outstanding shooter, tough rebounder and an intelligent player during her career ... Fourth in school history with a .811 free throw percentage ... Named All-Big Eight First Team selection following senior season ... Two-time CoSIDA Academic All-American (1989, 1990).



SEASON	G	FG-FGA	PCT	3G-A	PCT	FT-FTA	PCT	REBS	AVG	PTS	AVG
1985-86	30	52-126	.413	—	—	18-26	.692	71	2.4	122	4.1
1986-87	28	133-306	.435	—	—	49-61	.803	154	5.5	315	11.3
1987-88	27	128-303	.422	8-19	.421	81-98	.827	158	5.9	345	12.8
1988-89	29	213-538	.396	10-37	.270	135-164	.823	237	8.2	571	19.7
TOTALS	114	526-1273	.413	18-56	.321	283-349	.811	620	5.4	1353	11.9

» 17. MORGAN HOOK (1,323)

Ranks 17th on the all-time scoring list ... Scored a career-best 11.2 points per game as a senior ... Ranks fifth with 507 career assists ... Also appears in the record book for career-high 3-pointers (3rd/189), 3-point attempts (4th/524) and 3-point field goal percentage (10th/.361) ... Named second team All-Big 12 and first team Academic All-Big 12 following senior season ... All-Big 12 honorable mention as a junior.



SEASON	G	FG-FGA	PCT	3G-A	PCT	FT-FTA	PCT	REBS	AVG	PTS	AVG
2010-11	35	83-212	.392	54-143	.378	12-20	.600	41	1.2	232	6.6
2011-12	34	128-296	.360	50-136	.368	66-89	.742	104	3.1	372	10.9
2012-13	35	115-306	.376	42-127	.331	76-95	.800	116	3.3	348	9.9
2013-14	33	114-261	.437	43-118	.364	100-129	.775	116	3.5	371	11.2
TOTALS	137	440-1075	.409	189-524	.361	254-333	.763	377	2.8	1323	9.7

» 18. ANGIE ALEXANDER (1,302)

Averaged a double-digit scoring in her sophomore through senior seasons, helping her combine for 1,302 points ... Places her 18th all-time ... Appears near the top of the Sooner record books in assists (7th/367) and steals (10th/203) ... Named to the 1990 Big 12 All-Tournament Team.



SEASON	G	FG-FGA	PCT	3G-A	PCT	FT-FTA	PCT	REBS	AVG	PTS	AVG
1988-89	27	72-171	.421	0-0	.000	22-28	.786	72	2.7	166	6.1
1989-90	29	160-353	.453	8-13	.615	50-72	.694	148	5.1	378	13.0
1990-91	28	172-382	.450	44-129	.341	49-80	.612	186	6.6	437	15.6
1991-92	29	139-293	.474	18-54	.333	29-48	.604	134	4.6	321	11.1
TOTALS	113	543-1199	.445	70-196	.363	150-228	.658	540	4.8	1302	11.5

» 19. VIONISE PIERRE-LOUIS (1,301)

Averaged a career-best 15.9 points per game as a senior ... Posted the fourth-best field goal percentage in single-season history (.611) ... Earned All-Big 12 First Team honors in 2018 and was an All-Big 12 Second Team pick in 2017 ... Joined Courtney Paris as one of two Sooners to record at least 1,300 points, 800 rebounds and 200 blocks for a career ... Ranks third all-time at OU with 221 career blocks ... Also ranks in the top 10 in program history in the following categories: field goal percentage (3rd/.562), free throw attempts (8th/488), free throws (9th/337), total rebounds (9th/801) ... 2016 Big 12 Sixth Man of the Year.



SEASON	G	FG-FGA	PCT	3G-A	PCT	FT-FTA	PCT	REBS	AVG	PTS	AVG
2014-15	31	46-93	.495	0-0	.000	31-61	.508	106	3.4	123	4.0
2015-16	33	112-194	.577	0-0	.000	84-117	.718	172	5.2	308	9.3
2016-17	33	151-288	.524	0-0	.000	91-126	.722	261	7.9	393	11.9
2017-18	30	173-283	.611	0-0	.000	131-184	.712	262	8.7	477	15.9
TOTALS	127	482-858	.562	0-0	.000	337-488	.691	801	6.3	1301	10.2



1,000-POINT SCORERS

» 20. ASHLEY PARIS (1,273)

One of four players in school history to finish with 1,000 career points and rebounds at Oklahoma ... Ranks 20th all-time in scoring on the Sooners' list ... Finished career third in the record books with 1,064 rebounds ... Second in school history with 350 offensive rebounds and is third all-time with 714 defensive rebounds ... Ranks in the top 10 in the following categories: double-doubles (t-4th; 28); games played (t-4th/137); blocks (5th/114); field goal percentage (7th/.508) and rebounding average (8th/7.8).



SEASON	G	FG-FGA	PCT	3G-A	PCT	FT-FTA	PCT	REBS	AVG	PTS	AVG
2005-06	36	94-199	.472	0-2	0.000	24-49	.490	241	6.7	212	5.9
2006-07	33	104-218	.477	0-0	0.000	37-58	.638	223	6.8	245	7.4
2007-08	31	155-288	.538	1-7	.143	39-66	.591	245	7.9	350	11.3
2008-09	37	196-376	.521	1-5	.200	73-117	.624	355	9.6	466	12.6
TOTALS	137	549-1081	.508	2-14	.143	173-290	.597	1064	7.8	1273	9.3

» 21. MADDIE MANNING (1,229)

Missed nearly two full seasons with a pair of ACL injuries ... Versatile athlete that could play four positions ... Finished career with 1,229 points ... Two-time All-Big 12 honorable mention selection ... Tied for ninth with a .777 career free throw percentage ... Tied for 11th all-time in school history with 139 career 3-pointers ... One of three players to record at least 10 steals in a single game (10, vs. Portland State, 2016-17).



SEASON	G	FG-FGA	PCT	3G-A	PCT	FT-FTA	PCT	REBS	AVG	PTS	AVG
2012-13	6	15-24	.625	1-1	1.000	6-8	.750	20	3.3	37	6.2
2014-15	31	41-94	.436	12-29	.414	51-66	.773	68	2.2	145	4.7
2015-16	32	87-242	.360	24-79	.304	79-101	.782	165	5.2	277	8.7
2016-17	30	129-304	.424	48-121	.397	72-90	.800	161	5.4	378	12.6
2017-18	31	128-341	.375	54-159	.340	82-108	.759	158	5.1	392	12.6
TOTALS	130	400-1005	.398	139-389	.357	290-373	.777	572	4.4	1229	9.5

» 22. JO MOSLEY (1,221)

Had all the physical tools to be a force on the glass and score in bunches ... Accumulated 1,221 points, giving her the 22nd-best point total in Sooner history ... Averaged a career-best 16.9 points per game during her senior year ... Awarded second-team all-conference honors after junior season and first all-conference at the conclusion of her senior year ... 1988 Kodak District 5 honoree.



SEASON	G	FG-FGA	PCT	3G-A	PCT	FT-FTA	PCT	REBS	AVG	PTS	AVG
1985-86	24	29-69	.420	—	—	16-31	.516	44	1.8	74	3.1
1986-87	28	153-319	.480	—	—	65-127	.512	202	7.2	351	12.5
1987-88	31	149-314	.475	0-0	0.000	59-88	.670	194	8.1	357	14.9
1988-89	27	191-391	.388	0-0	0.000	57-82	.695	239	9.2	284	10.5
TOTALS	102	522-1093	.478	0-0	.000	177-285	.621	679	6.71	1221	12.0

» 23. WHITNEY HAND (1,211)

Terrific shooter and team leader ... Despite two season-ending injuries, finished career with 1,211 points ... 2009 Big 12 Freshman of the Year after starting all 33 games ... Three-time Academic All-Big 12 First Team selection (2011, 2012, 2013) ... Averaged career-best 13.3 points per game during junior season, earning first team all-conference honors ... 2013 AllState Good Works Team.



SEASON	G	FG-FGA	PCT	3G-A	PCT	FT-FTA	PCT	REBS	AVG	PTS	AVG
2008-09	33	106-268	.396	62-166	.373	29-35	.829	97	2.9	303	9.2
2009-10	5	23-54	.426	10-26	.385	11-14	.786	22	4.4	67	13.4
2010-11	23	100-257	.389	38-128	.297	51-62	.823	130	5.7	289	12.6
2011-12	34	152-384	.398	39-123	.317	109-130	.838	241	7.1	452	13.3
2012-13	9	33-62	.532	15-29	.517	19-23	.826	65	7.2	100	11.1
TOTALS	104	414-1023	.405	164-472	.347	219-264	.830	553	5.3	1211	11.6

» 24. LATRENDIA PHILLIPS (1,205)

Scored 1,205 points while wearing a Sooner uniform, making the Lawton, Okla., native 24th in the career record books ... Named to the Big Eight first team all-conference after both her junior and senior seasons ... Ranks sixth all-time with 232 steals ... Key player in OU's 1986 Big Eight regular season title run.



SEASON	G	FG-FGA	PCT	3G-A	PCT	FT-FTA	PCT	REBS	AVG	PTS	AVG
1983-84	25	26-65	.400	—	—	17-22	.773	44	1.8	69	2.8
1984-85	30	167-344	.485	—	—	47-76	.618	141	4.7	381	12.7
1985-86	30	171-385	.444	—	—	52-77	.675	184	6.1	394	13.1
1986-87	28	162-376	.431	—	—	37-67	.552	168	6.0	361	12.9
TOTALS	113	526-1170	.450	—	—	153-242	.632	537	4.8	1205	10.7

» 25. AMANDA THOMPSON (1,202)

Key part in OU's run to back-to-back Final Four appearances in 2009 and 2010 ... Versatile forward that finished with 1,202 career points ... Voted to the All-Big 12 first team as a senior ... Averaged a double-double during senior season, recording 13.1 points and 10.5 rebounds per game ... First Sooner to finish career with more than 250 assists, 100 blocks and 100 steals ... Appeared in 138 games as Sooner, the fourth-most in program history ... Ranks fourth with 122 blocks ... Three-time team captain.



SEASON	G	FG-FGA	PCT	3G-A	PCT	FT-FTA	PCT	REBS	AVG	PTS	AVG
2006-07	33	78-200	.390	0-0	0.000	31-55	.564	173	5.2	187	5.7
2007-08	31	121-300	.403	3-7	.429	30-36	.833	203	6.5	275	8.9
2008-09	36	104-252	.413	7-30	.233	29-41	.707	164	4.6	244	6.8
2009-10	38	199-484	.411	24-79	.304	74-90	.822	400	10.5	496	13.1
TOTALS	138	502-1236	.406	34-116	.293	164-222	.739	940	6.8	1202	8.7

1,000-POINT SCORERS



» 26. LISA ALLISON (1,191)

Ranks 26th all-time in the Sooner record books for career scoring with 1,191 points ... Averaged double-digit scoring in her last three seasons, including a career-best 12.3 points per game her junior year ... Seven in school history with a .508 shooting percentage ... Tied for seventh in OU's record books with 84 career blocks ... Recognized by the Big Eight Conference with honorable mention honors after both her sophomore and junior seasons ... 1986 CoSIDA Academic All-American.



SEASON	G	FG-FGA	PCT	3G-A	PCT	FT-FTA	PCT	REBS	AVG	PTS	AVG
1983-84	30	60-147	.408	—	—	47-62	.758	119	4.0	167	5.5
1984-85	29	120-206	.583	—	—	76-103	.738	169	5.8	316	10.9
1985-86	31	145-284	.511	—	—	92-125	.736	172	5.5	382	12.3
1986-87	28	127-252	.504	—	—	72-92	.783	133	4.8	326	11.6
TOTALS	118	452-889	.508	—	—	287-382	.751	593	5.0	1191	10.1

» 27. PEYTON LITTLE (1,187)

Started 96 off 99 games at Oklahoma after transferring from Texas A&M ... finished her career ranked fourth in career field goal attempts (487) and sixth in 3-point field goals (161) ... Also is seventh all-time in minutes per game (33.2) ... Three-time All-Big 12 selection and 2015 Big 12 Newcomer of the Year ... Became the first OU player to play 50 minutes in a single game in a double-overtime victory over West Virginia in 2017 ... Earned three Big 12 Player of the Week honors during her career ... Joins her uncle, David, as 1,000-point scorers at OU.



SEASON	G	FG-FGA	PCT	3G-A	PCT	FT-FTA	PCT	REBS	AVG	PTS	AVG
2014-15	33	142-346	.410	56-163	.344	77-98	.786	107	3.2	417	12.6
2015-16	33	119-308	.386	51-160	.319	71-96	.740	94	2.8	360	10.9
2016-17	33	145-378	.384	54-164	.329	66-88	.750	105	3.2	410	12.4
TOTALS	99	406-1032	.393	161-487	.331	214-282	.759	306	3.1	1187	12.0

» 28. CHELSI WELCH (1,186)

Finished Sooner career with 1,186 points ... Also ranks as the best free throw shooter in OU history with a career percentage of .885 ... Also appears in record book for career 3-pointers (7th/144) and 3-point attempts (6th/414) ... Averaged 9.1 points and 2.9 rebounds during final collegiate season ... Honorable Mention All-Big 12 ... Shot .452 from 3-point range during senior, which ranks as the third-best mark in school history for a single season.



SEASON	G	FG-FGA	PCT	3G-A	PCT	FT-FTA	PCT	REBS	AVG	PTS	AVG
2002-03	32	125-354	.353	44-146	.301	92-115	.800	117	3.7	386	12.1
2004-05	29	56-166	.337	27-85	.318	33-38	.868	65	2.2	172	5.9
2005-06	36	102-250	.408	31-90	.344	92-99	.929	123	3.4	327	9.1
2006-07	33	97-214	.453	42-93	.452	65-78	.833	75	2.3	301	9.1
TOTALS	130	380-984	.386	144-414	.348	282-330	.855	380	2.9	1186	9.1

» 29. NYESHIA STEVENSON (1,176)

Played vital role on the 2009 and 2010 Final Four teams ... 2009 Big 12 Sixth Man of the Year Award ... Second team all-conference selection as senior ... Set OU record for consecutive games with a 3-pointer during her time as a Sooner ... Selected in the third round of the 2010 WNBA Draft by the Phoenix Mercury.



SEASON	G	FG-FGA	PCT	3G-A	PCT	FT-FTA	PCT	REBS	AVG	PTS	AVG
2006-07	24	35-71	.493	2-11	.182	8-20	.400	31	1.3	80	3.3
2007-08	30	77-179	.430	28-82	.341	20-28	.714	29	1.0	202	6.7
2008-09	37	124-282	.440	51-140	.364	42-69	.509	64	1.7	341	9.2
2009-10	38	202-474	.426	86-259	.332	63-90	.700	142	3.7	553	14.6
TOTALS	129	438-1006	.435	167-492	.339	133-207	.643	266	2.1	1176	9.1

» 30. KAYLON WILLIAMS (1,173)

Finished career with 1,173 career points ... All-Big 12 Second Team selection following junior and senior year ... Led OU in scoring and rebounding during her senior season with 12.4 points and 7.1 rebound per contest ... Fourth in school history with a .541 field goal percentage and 341 offensive rebounds ... Posted 77 career blocks, the 10th-most in school history.



SEASON	G	FG-FGA	PCT	3G-A	PCT	FT-FTA	PCT	REBS	AVG	PTS	AVG
2011-12	30	58-128	.453	0-0	.000	27-40	.675	157	5.2	143	4.8
2013-14	33	91-171	.532	0-0	.000	48-67	.716	140	4.2	230	7.0
2014-15	32	161-270	.596	0-0	.000	68-110	.618	212	6.6	390	12.2
2015-16	33	164-307	.534	0-0	.000	82-121	.678	234	7.1	410	12.4
TOTALS	128	474-876	.541	0-0	.000	225-338	.666	743	5.8	1173	9.2




» Whitney Hand quickly made an impact at OU, earning Big 12 Freshman of the Year honors in 2009. Despite two season-ending injuries, Hand scored 1,211 points during her career.



1,000-POINT SCORERS

» 31. GABBI ORTIZ (1,171)

Left her mark as one of the program's top 3-point shooters, while playing primarily point guard at Oklahoma ... 2015 Big 12 Freshman of the Year ... Finished career with solid senior season, scoring 12.4 points per game and knocking down 84 3-pointers ... 2018 All-Big 12 Second Team pick ... Ranks third all-time at OU with 215 career 3-point field goals and 679 career 3-point attempts ... Tied for third all-time at OU with a .839 free throw percentage ... Made 121 career starts and appeared in 130 contests ... Ninth in school history in minutes played.



SEASON	G	FG-FGA	PCT	3G-A	PCT	FT-FTA	PCT	REBS	AVG	PTS	AVG
2014-15	33	94-262	.359	49-147	.333	33-47	.702	121	3.7	270	8.2
2015-16	33	77-230	.335	42-134	.313	28-32	.875	114	3.5	224	6.8
2016-17	33	92-252	.365	40-128	.313	69-82	.841	141	4.3	293	8.9
2017-17	33	124-313	.396	84-218	.385	52-56	.929	155	5.0	384	12.4
TOTALS	130	387-1057	.366	215-627	.343	182-217	.839	531	4.1	1171	9.9

» 32. MANDY WADE (1,148)

32nd all-time in scoring with 1,148 points ... Strong aggressive center, who was an excellent low post scorer ... Averaged 14.1 points as a senior ... Fourth in school history with a .509 field goal percentage ... Recognized as second team all-conference performer as a senior.



SEASON	G	FG-FGA	PCT	3G-A	PCT	FT-FTA	PCT	REBS	AVG	PTS	AVG
1991-92	29	123-260	.473	0-0	.000	46-73	.644	198	6.8	288	9.9
1992-93	10	26-62	.419	0-0	.000	20-31	.645	69	6.9	72	7.2
1993-94	30	152-284	.535	0-1	.000	63-91	.692	209	7.0	365	12.2
1994-95	30	169-318	.531	0-3	.000	85-117	.727	190	6.3	423	14.1
TOTALS	99	470-924	.509	0-4	.000	214-312	.686	666	6.7	1148	11.6

» 33. LANAE JONES (1,096)

Averaged 13.9 points per game as a senior ... Ranks second all-time in school history with 243 blocks ... Named honorable mention all-conference as a senior ... Awarded Academic all-conference honors as a junior.



SEASON	G	FG-FGA	PCT	3G-A	PCT	FT-FTA	PCT	REBS	AVG	PTS	AVG
1992-93	27	78-177	.441	0-2	.000	75-114	.658	175	6.5	230	8.5
1993-94	29	72-168	.429	0-0	.000	40-71	.563	138	4.8	184	6.3
1994-95	31	107-215	.498	0-1	.000	94-147	.639	123	4.0	308	9.9
1995-96	27	137-284	.482	0-0	.000	100-150	.667	186	6.9	374	13.9
TOTALS	114	394-844	.467	0-3	.000	309-482	.641	623	5.5	1096	9.6



» LaNae Jones is one of two OU players to record more than 200 blocks as a Sooner. She scored 903 of her 1,096 career points during her final two seasons, averaging 16.9 points per game as a senior.

» 34. JANET FREEMAN-SOUTHARD (1,093)

Scored 1,093 points during four-year career at Oklahoma ... Averaged 11.1 points per game as a senior ... Also shows up in the Sooner record books for career rebounds (9th/800).



SEASON	G	FG-FGA	PCT	3G-A	PCT	FT-FTA	PCT	REBS	AVG	PTS	AVG
1978-79	29	121-339	.357	—	—	31-51	.608	165	5.7	273	9.4
1979-80	33	126-356	.354	—	—	42-72	.583	134	4.1	294	8.9
1980-81	28	66-174	.379	—	—	49-69	.710	282	10.1	181	6.5
1981-82	31	125-311	.402	—	—	95-147	.646	219	7.1	345	11.1
TOTALS	121	438-1180	.371	—	—	217-339	.640	800	6.6	1093	9.0

» 35. NICOLE GRIFFIN (1,088)

Finished four-year career with 1,088 points ... Averaged 11.3 points during junior season ... Ranks third at OU with 141 career blocks ... Set OU freshman record with a .674 field goal percentage.



SEASON	G	FG-FGA	PCT	3G-A	PCT	FT-FTA	PCT	REBS	AVG	PTS	AVG
2010-11	30	64-95	.674	0-0	.000	44-77	.571	111	3.7	172	5.7
2011-12	34	71-131	.542	0-0	.000	53-79	.668	131	3.9	195	5.7
2012-13	35	148-296	.500	0-0	.000	98-147	.667	171	4.9	394	11.3
2013-14	33	116-222	.523	0-0	.000	95-132	.720	191	5.8	327	9.9
TOTALS	132	399-704	.536	0-0	.000	290-425	.682	684	4.6	1088	8.2

HISTORY





YEAR-BY-YEAR RESULTS



AMY DAHL

Years: 1975 (1)
Record: 2-14 (.125)

» 1974-75

Record: 2-14 (McCasland Fieldhouse)
Home: 1-6 (McCasland Fieldhouse)
Head Coach: Amy Dahl

D5.....	at Bethany Nazarene.....	L.....	44-43
J21.....	USAO.....	L.....	56-42
J23.....	Oklahoma State.....	L.....	70-41
J27.....	at East Central.....	L.....	62-41
J30.....	St. Gregory's.....	L.....	82-57
F6.....	East Central.....	L.....	62-50
F8.....	1-at Central Oklahoma.....	L.....	55-51
F8.....	1-vs. Northeastern State.....	W.....	55-51
F8.....	1-vs. SW Oklahoma.....	L.....	63-47
F12.....	at St. Gregory's.....	L.....	88-35
F15.....	Bethany Nazarene.....	W.....	57-37
F19.....	at Oklahoma State.....	L.....	93-44
F22.....	at USAO.....	L.....	62-41
F25.....	Central Oklahoma.....	L.....	47-43
F28.....	2-vs. NW Okla. State.....	L.....	79-42
M1.....	2-vs. USAO.....	L.....	97-60

1-Central State Tournament, Edmond, Okla.
2-OAIAW Tournament, Stillwater, Okla.



CATHIE SCHWEITZER

Years: 1976-78 (3)
Record: 27-46 (.370)

» 1975-76

Record: 3-14
Home: 2-4 (2-2 at Lloyd Noble Center)
Head Coach: Cathie Schweitzer

D2.....	at USAO.....	L.....	86-60
D5.....	Central Oklahoma.....	L.....	70-34
D10.....	at Oklahoma State.....	L.....	76-36
J21.....	at SE Okla. State.....	L.....	56-45
J24.....	USAO.....	L.....	78-53
J27.....	at Central Oklahoma.....	L.....	58-47
J31.....	East Central.....	W.....	44-38
F4.....	SE Okla. State.....	W.....	37-35
F6.....	Oklahoma State.....	L.....	53-47
F12.....	1-at Kansas State.....	L.....	90-27
F13.....	1-vs. Kansas.....	L.....	65-39
F18.....	Tulsa.....	L.....	58-53
F20.....	at NW Okla. State.....	L.....	91-36
F24.....	at SW Oklahoma.....	L.....	72-41
F27.....	2-vs. Oklahoma State.....	L.....	68-31
F28.....	2-vs. Northeastern State.....	L.....	63-56
F28.....	2-vs. Tulsa.....	W.....	57-53

1-Big Eight Tournament, Manhattan, Kan.
2-OAIAW Tournament, Edmond, Okla.

» 1976-77

Record: 4-20
Home: 1-7
Head Coach: Cathie Schweitzer

D1.....	at Phillips.....	L.....	83-60
D3.....	NW Oklahoma State.....	L.....	67-63
D7.....	at Central Oklahoma.....	L.....	53-42
D7.....	at Northern Oklahoma.....	L.....	62-61
D15.....	at Oral Roberts.....	W.....	59-56
J4.....	Missouri.....	L.....	66-46
J6.....	1-at Wichita State.....	L.....	70-58
J7.....	1-vs. Simpson.....	W.....	88-69
J8.....	1-vs. Colorado State.....	L.....	59-56
J14.....	Drake.....	L.....	61-55

J17.....	Oral Roberts.....	L.....	62-58
J20.....	2-vs. Kansas.....	L.....	72-45
J21.....	2-vs. Iowa State.....	L.....	93-58
J22.....	2-vs. Oklahoma State.....	L.....	73-65
J25.....	at Oklahoma State.....	L.....	52-44
J29.....	Northern Oklahoma.....	L.....	66-59
F2.....	SE Okla. State.....	W.....	68-56
F9.....	Oklahoma State.....	L.....	70-50
F12.....	at NW Okla. State.....	L.....	73-66
F16.....	Phillips.....	L.....	72-34
F26.....	at SE Okla. State.....	L.....	63-39
M1.....	Central Oklahoma.....	W.....	60-49
M4.....	3-at Oklahoma State.....	L.....	45-41
M5.....	3-vs. SW Oklahoma.....	L.....	54-42

1-Shocker Classic, Wichita, Kan.
2-Big Eight Tournament, Boulder, Colo.
3-OAIAW Tournament, Stillwater, Okla.

» 1977-78

Record: 20-12
Home: 9-3
Head Coach: Cathie Schweitzer

N21.....	Cameron.....	W.....	77-52
N30.....	Oklahoma Baptist.....	W.....	104-45
D6.....	Oklahoma State.....	W.....	80-74
D9.....	1-vs. Tulsa.....	W.....	95-52
D10.....	1-at Phillips.....	L.....	84-75
D14.....	Arkansas.....	W.....	80-51
D16.....	East Central.....	W.....	75-62
D18.....	at Tulsa.....	W.....	80-68
J3.....	at Oral Roberts.....	L.....	84-55
J5.....	2-vs. Nebraska.....	W.....	60-59
J6.....	2-vs. Missouri.....	L.....	80-56
J7.....	2-vs. Kansas State.....	W.....	67-61
J11.....	3-at New Mexico State.....	W.....	71-61
J12.....	3-at New Mexico State.....	L.....	77-61
J13.....	3-vs. New Mexico.....	W.....	75-74
J18.....	Phillips.....	L.....	69-68
J20.....	at East Central.....	L.....	64-47
J25.....	NW Okla. State.....	W.....	70-68
J28.....	at Cameron.....	W.....	73-50
F1.....	at Oklahoma Baptist.....	W.....	92-49
F4.....	Oral Roberts.....	L.....	81-62
F6.....	at SE Okla. State.....	W.....	59-47
F8.....	at Oklahoma State.....	L.....	74-60
F11.....	Tulsa.....	W.....	94-45
F14.....	at Central Oklahoma.....	W.....	65-57
F18.....	at NW Okla. State.....	L.....	78-60
F22.....	SE Oklahoma.....	W.....	73-43
F23.....	4-vs. Tulsa.....	W.....	82-55
F24.....	4-vs. Central Oklahoma.....	W.....	59-56
F25.....	4-vs. Oral Roberts.....	L.....	57-53
M8.....	5-at Stephen F. Austin.....	L.....	106-54
M9.....	5-at Southern.....	L.....	77-49

1-Phillips Tournament, Enid, Okla.
2-Big Eight Tournament, Lawrence, Kan.
3-N. Mexico St. Tournament, Las Cruces, N.M.
4-OAIAW Tournament, Tahlequah, Okla.
5-SWIAAW Championship, Nagacodoches, Texas



DOYLE PARRACK

Years: 1979-80 (2)
Record: 30-32 (.483)

» 1978-79

Record: 13-16
Home: 5-5
Head Coach: Doyle Parrack

N11.....	at Tulsa.....	W.....	57-47
N24.....	1-vs. NW Missouri State.....	L.....	74-44
N25.....	1-vs. Wichita State.....	W.....	61-50
N26.....	1-vs. Texas A&M.....	L.....	52-45
N29.....	Oklahoma State.....	L.....	77-62
D2.....	New Mexico.....	L.....	70-67
D5.....	Oral Roberts.....	W.....	72-64

D7.....	Colorado.....	W.....	68-66
D12.....	Phillips.....	L.....	89-71
D16.....	at East Central.....	W.....	52-47
J6.....	Eastern New Mexico.....	W.....	71-62
J8.....	at Oral Roberts.....	L.....	62-49
J13.....	Nebraska.....	L.....	71-63
J18.....	2-at Nebraska.....	L.....	82-60
J19.....	2-vs. Colorado.....	L.....	78-62
J20.....	2-vs. Iowa State.....	L.....	80-69
J27.....	NW Okla. State.....	L.....	73-46
F2.....	3-at North Texas.....	L.....	80-62
F3.....	3-vs. Texas A&M.....	L.....	58-49
F7.....	at Oklahoma State.....	L.....	62-48
F10.....	Tulsa.....	W.....	69-54
F13.....	North Texas.....	W.....	45-44
F15.....	at Phillips.....	W.....	75-65
F18.....	at NW Okla. State.....	W.....	65-58
F20.....	at Arkansas.....	W.....	65-53
F23.....	4-at SW Oklahoma.....	W.....	79-35
F23.....	4-vs. Oklahoma State.....	W.....	53-48
F24.....	4-vs. Oral Roberts.....	L.....	69-66
M7.....	5-vs. NE Louisiana.....	L.....	69-59

1-SW Missouri St. Tournament, Springfield, Mo.
2-Big Eight Tournament, Lincoln, Neb.
3-North Texas Tournament, Denton, Texas
4-OAIAW Championship, Weatherford, Okla.
5-SWIAAW Championship, Tulsa, Okla.

» 1979-80

Record: 17-16
Home 6-5, Away 4-5, Neutral 7-6
Head Coach: Doyle Parrack

N17.....	Texas.....	L.....	66-47
N19.....	Texas-Arlington.....	W.....	61-59
N22.....	1-vs. Wichita State.....	W.....	62-56
N23.....	1-vs. Nebraska-Omaha.....	W.....	67-40
N24.....	1-vs. Southern Illinois.....	W.....	58-46
N26.....	Nevada-Las Vegas.....	L.....	71-51
N29.....	North Texas.....	W.....	91-44
D1.....	at Texas Tech.....	L.....	65-58
D3.....	at Colorado.....	L.....	90-77
D7.....	Oklahoma State.....	W.....	54-41
D10.....	at Wichita State.....	W.....	75-62
D14.....	at Kansas State.....	L.....	96-73
D15.....	at Nebraska.....	L.....	68-44
D22.....	at Tulsa.....	W.....	68-55
J5.....	Tulsa.....	W.....	77-40
J8.....	2-vs. McNeese State.....	L.....	61-46
J9.....	2-vs. Baylor.....	W.....	66-48
J10.....	2-vs. Memphis.....	L.....	54-53
J11.....	2-at Texas A&M.....	L.....	71-53
J12.....	2-vs. SW Missouri State.....	W.....	68-66
J14.....	at North Texas.....	W.....	67-45
J17.....	3-at Missouri.....	L.....	90-63
J18.....	3-vs. Iowa State.....	W.....	87-77
J19.....	3-vs. Oklahoma State.....	L.....	60-54
J24.....	Oral Roberts.....	L.....	64-52
J26.....	Texas Tech.....	L.....	55-48
F2.....	at Oral Roberts.....	L.....	77-63
F4.....	at Texas Arlington.....	W.....	60-56
F6.....	at Oklahoma State.....	W.....	52-45
F12.....	Wichita State.....	L (OT).....	59-53
F16.....	Arkansas.....	W.....	57-50
F21.....	4-vs. Oklahoma State.....	W.....	65-62
F22.....	4-vs. Oral Roberts.....	L.....	73-60

1-SW Missouri St. Tournament, Springfield, Mo.
2-Lady Aggie Classic, College Station, Texas
3-Big Eight Tournament, Columbia, Mo.
4-OAIAW Championship, Norman, Okla.

YEAR-BY-YEAR RESULTS



MAURA MCHUGH

Years: 1981-87 (7)
Record: 142-70 (.670)

» 1980-81

Record: 21-11
Home 9-0, Away 8-6, Neutral 3-5
Head Coach: Maura McHugh

N29.....	at Oral Roberts.....	L.....	80-76
D3.....	North Texas.....	W.....	101-81
D5.....	at Southern California.....	L.....	55-84
D8.....	at UNLV.....	W.....	96-85
D10.....	Oklahoma State.....	W.....	89-79
D13.....	Oklahoma City.....	W.....	86-75
D20.....	at Missouri.....	W.....	73-65
D23.....	at Wichita State.....	L.....	85-59
J3.....	at Arkansas.....	W.....	75-68
J5.....	at Oklahoma City.....	W.....	68-60
J7.....	McNeese State.....	W.....	96-71
J10.....	Houston.....	W.....	67-66
J12.....	Texas Tech.....	W.....	69-56
J15.....	2-vs. Oklahoma State.....	W.....	75-61
J16.....	2-at Kansas.....	L.....	95-55
J17.....	2-vs. Missouri.....	L.....	68-65
J19.....	1-at McNeese State ... W (OT).....	L.....	82-77
J20.....	at Houston.....	W.....	82-79
J24.....	Wichita State.....	W.....	93-76
J27.....	at Stephen F. Austin.....	L.....	70-49
J29.....	Tulsa.....	W.....	87-57
J31.....	at Oklahoma State.....	W.....	76-68
F2.....	at Texas Tech.....	L.....	79-70
F6.....	1-at North Texas.....	W.....	84-53
F7.....	1-vs. Texas Southern.....	L.....	80-72
F10.....	at Texas.....	L.....	71-54
F14.....	at Tulsa.....	W.....	106-68
F16.....	Oral Roberts.....	W.....	66-59
F25.....	3-Oklahoma City.....	W.....	77-66
F26.....	3-Oral Roberts.....	L.....	72-62
M18.....	4-Louisiana Tech.....	L.....	88-68

! Record reflects two wins by forfeit over Baylor and McNeese St.

- 1-North Texas Tournament, Denton, Texas
- 2-Big Eight Tournament, Lawrence, Kan.
- 3-OIAIW Championship, Oklahoma City, Okla.
- 4-SWAIW Championship, Nacogdoches, Texas

» 1981-82

Record: 12-14
Home 12-4, Away 3-7, Neutral 2-3
Head Coach: Maura McHugh

N30.....	Oklahoma Baptist.....	W.....	82-79
D3.....	at Phillips.....	W.....	87-49
D5.....	at Oklahoma City.....	W.....	79-76
D10.....	Texas A&M.....	W.....	83-55
D12.....	Stephen F. Austin.....	L.....	64-62
D14.....	at Tulsa.....	W.....	90-59
J4.....	at San Diego.....	W.....	72-54
J6.....	at San Diego State.....	L.....	68-65
J8.....	at UCLA.....	L.....	82-63
J9.....	at Pepperdine.....	L.....	75-70
J14.....	1-vs. Colorado.....	L.....	71-61
J15.....	1-vs. Kansas.....	W.....	73-63
J16.....	1-vs. Missouri.....	L.....	87-64
J18.....	at Oral Roberts.....	L.....	93-72
J20.....	at Oklahoma State.....	W.....	78-68
J23.....	Wichita State.....	W.....	67-60
J27.....	Tulsa.....	W.....	87-62
J30.....	at Kansas.....	W.....	64-61
F3.....	Oklahoma State.....	W.....	71-57
F5.....	Texas-Arlington.....	W.....	70-56
F7.....	Arkansas.....	W.....	65-64
F10.....	Texas Southern..... W (OT).....	L.....	82-70
F13.....	Oral Roberts.....	L.....	95-78
F16.....	Oklahoma City.....	W.....	72-71
F18.....	at Texas Tech.....	L.....	93-86

F22.....	Louisiana Tech.....	L.....	101-57
F24.....	Missouri.....	L.....	81-62
F26.....	2-at Oklahoma City.....	W.....	61-60
F27.....	2-vs. Oklahoma State.....	L.....	53-52
M1.....	at Wichita State.....	L.....	93-75
M11.....	3-vs. Texas.....	L.....	87-78

- 1-Big Eight Tournament, Manhattan, Kan.
- 2-OIAIW Championship, Oklahoma City, Okla.
- 3-SWAIW Championship, Lubbock, Texas

» 1982-83

Record: 17-11
Home 14-2, Away 3-6, Neutral 0-3
Head Coach: Maura McHugh

N27.....	at Iowa State.....	L.....	80-76
N30.....	Cameron.....	W.....	85-57
D4.....	Tulsa.....	W.....	99-60
D6.....	Phillips.....	W.....	93-57
D9.....	at North Texas.....	W.....	77-64
D11.....	Texas Tech..... W (OT).....	L.....	93-91
D13.....	Central Oklahoma.....	W.....	82-56
D18.....	Iowa State.....	W.....	80-64
J4.....	at Oral Roberts.....	L.....	86-72
J7.....	1-vs. Northeast Louisiana.....	W.....	87-75
J8.....	1-at Wichita State..... L (2OT).....	L.....	93-81
J12.....	at Nebraska.....	L.....	85-78
J15.....	San Diego.....	W.....	100-50
J18.....	Kansas.....	W.....	83-74
J22.....	at Missouri.....	L.....	109-73
J27.....	Oklahoma State.....	W.....	77-64
J29.....	Colorado.....	W.....	90-79
F2.....	at Kansas.....	L.....	81-79
F5.....	Kansas State.....	L.....	86-74
F9.....	at Oklahoma City.....	W.....	94-84
F12.....	Missouri.....	W.....	85-75
F16.....	at Oklahoma State ... W (OT).....	L.....	83-82
F19.....	Nebraska.....	W.....	107-82
F21.....	at Louisiana Tech.....	L.....	105-75
F26.....	at Colorado.....	L.....	89-82
M2.....	Wichita State.....	W.....	92-64
M5.....	at Kansas State.....	L.....	87-63
M10.....	2-vs. Colorado.....	L.....	78-70

- 1-Pizza Hut Classic, Wichita, Kan.
- 2-Big Eight Tournament, Norman, Okla.

» 1983-84

Record: 22-10, 8-6 Big Eight
Home 10-2, Away 9-4, Neutral 3-4
Head Coach: Maura McHugh
National Women's Invitation Tournament

N27.....	Texas-Arlington.....	W.....	92-66
D2.....	1-vs. Southern Illinois.....	L.....	82-62
D3.....	1-vs. Portland State.....	W.....	85-67
D5.....	Northeastern State.....	W.....	87-53
D7.....	at Tulsa.....	W.....	82-64
D10.....	North Texas.....	W.....	99-44
D12.....	Oklahoma City.....	W.....	100-52
D21.....	at Wichita State.....	W.....	85-68
J4.....	Emporia State.....	W.....	110-60
J7.....	Oral Roberts.....	W.....	101-77
J10.....	at Cal-Santa Barbara.....	W.....	95-48
J12.....	at Pepperdine.....	W.....	85-69
J16.....	Midwestern State.....	W.....	118-75
J18.....	at Colorado.....	L.....	66-62
J21.....	at Kansas State.....	L.....	88-70
J24.....	Oklahoma State.....	W.....	75-72
J28.....	at Iowa State.....	W.....	77-75
J31.....	Kansas.....	W.....	87-84
F4.....	Missouri.....	L.....	73-68
F8.....	at Nebraska.....	W.....	96-85
F11.....	Kansas State.....	L.....	71-62
F14.....	at Oklahoma State.....	L.....	79-71
F18.....	Colorado.....	W.....	88-78
F22.....	at Kansas.....	W.....	85-74
F25.....	Iowa State.....	W.....	97-59
F28.....	at Missouri.....	L.....	102-77
M3.....	Nebraska.....	W.....	97-79

M8.....	2-Kansas.....	W.....	76-63
M9.....	3-vs. Kansas State.....	L.....	69-67
M16.....	4-vs. Chattanooga.....	L.....	84-78
M17.....	4-vs. Illinois State.....	W.....	67-65
M24.....	4-vs. California.....	L.....	81-78

- 1-Wash. State Tournament, Pullman, Wash.
- 2-Big Eight Tournament, Norman, Okla.
- 3-Big Eight Tournament, Kansas City, Mo.
- 4-NWIT Championship, Amarillo, Texas

» 1984-85

Record: 23-7, 10-4 Big Eight
Home 12-0, Away 8-4, Neutral 3-3
Head Coach: Maura McHugh

N23.....	Abilene Christian.....	W.....	89-70
N26.....	at Midwestern State.....	W.....	91-46
N29.....	Oklahoma Baptist.....	W.....	86-59
D4.....	at Texas-Arlington.....	W.....	103-48
D6.....	Georgia State.....	W.....	83-62
D9.....	at Oklahoma City.....	W.....	86-51
D11.....	Missouri-Kansas City.....	W.....	88-62
D13.....	at North Texas.....	W.....	94-56
D15.....	Texas Southern.....	W.....	103-71
J2.....	1-vs. New Hampshire.....	W.....	73-42
J3.....	1-vs. Rutgers.....	L.....	80-72
J5.....	1-vs. St. Joseph's.....	L.....	76-75
J11.....	at Oral Roberts.....	W.....	67-66
J16.....	Missouri.....	W.....	93-83
J19.....	Kansas.....	W.....	90-69
J23.....	at Iowa State.....	W.....	89-56
J26.....	Kansas State.....	W.....	92-85
J29.....	at Colorado.....	W.....	73-65
F3.....	at Oklahoma State.....	L.....	85-76
F6.....	Nebraska.....	W.....	86-74
F9.....	at Kansas State.....	L.....	90-75
F13.....	Iowa State.....	W.....	89-48
F16.....	at Missouri.....	L.....	92-74
F20.....	Colorado.....	W.....	80-58
F24.....	at Kansas ... W (OT).....	L.....	78-77
M7.....	Oklahoma State.....	W.....	91-62
M2.....	at Nebraska.....	L.....	102-99
M4.....	2-vs. Iowa State.....	W.....	78-63
M7.....	2-vs. Kansas.....	W.....	79-69
M9.....	2-vs. Missouri.....	L.....	89-83

- 1-Miami New Year's Classic, Miami, Fla.
- 2-Big Eight Tournament, Kansas City, Mo.

» 1985-86

Record: 24-7, 10-4 Big Eight
Home 9-1, Away 7-4, Neutral 8-2
Head Coach: Maura McHugh
NCAA Sweet 16 and Big Eight Champions

N24.....	1-vs. Middle Tennessee.....	W.....	83-75
N25.....	1-vs. Western Kentucky.....	W.....	89-81
N29.....	at Texas-Arlington.....	W.....	86-72
D2.....	Creighton.....	W.....	94-76
D6.....	Texas A&M.....	W.....	93-62
D9.....	at New Mexico.....	W.....	73-61
D11.....	Tulsa.....	W.....	91-32
D21.....	at Arkansas.....	L.....	79-66
D30.....	at Texas State.....	W.....	80-56
J3.....	2-vs. Dayton.....	W.....	64-46
J4.....	2-vs. James Madison.....	W.....	57-55
J5.....	2-vs. La Salle.....	W.....	71-68
J11.....	Oral Roberts.....	W.....	101-78
J15.....	at Colorado.....	L.....	91-84
J18.....	Iowa State.....	W.....	85-62
J22.....	at Kansas State.....	W.....	83-72
J25.....	at Missouri.....	W.....	105-79
J29.....	Nebraska.....	W.....	88-71
F1.....	at Kansas.....	L.....	85-67
F5.....	Oklahoma State.....	W.....	108-68
F8.....	at Iowa State.....	L.....	81-72
F11.....	Kansas State.....	W.....	94-77
F15.....	Colorado.....	W.....	82-69
F18.....	at Nebraska.....	W.....	102-75
F22.....	Missouri.....	W.....	88-80



YEAR-BY-YEAR RESULTS

F26	...	Kansas	L	77-72
M2	...	at Oklahoma State	W	86-67
M5	...	3-vs. Oklahoma State	W	85-50
M6	...	3-vs. Missouri	L	71-66
M16	...	4-Vanderbilt (Norman)	W	86-67
M20	...	4-vs. Texas (Austin)	L	85-59

1-BGSU Invitational, Bowling Green, Ky.
 2-Miami New Year's Classic, Miami, Fla.
 3-Big Eight Tournament, Kansas City, Mo.
 4-NCAA Midwest Regional

» 1986-87

Record: 18-10, 6-7 Big Eight
 Home 8-3, Away 7-5, Neutral 3-2
 Head Coach: Maura McHugh

N28	...	1-vs. UTSA	W	67-63
N29	...	1-vs. New Mexico State	W	80-71
D1	...	New Mexico	W	87-51
D4	...	at Oral Roberts	W	87-72
D6	...	Arkansas	W	76-70
D8	...	Texas-Arlington	W	94-61
D20	...	West Texas State	W	82-63
D30	...	2-vs. Notre Dame	W	57-54
D31	...	2-at Washington	L	83-64
J3	...	at Portland	W	83-70
J6	...	Kansas State	W	70-47
J8	...	Tulane	W	84-53
J10	...	Colorado State	W	72-58
J12	...	at Tulsa	W	62-39
J14	...	Kansas	W	81-67
J17	...	at Missouri	L	72-70
J21	...	Oklahoma State	L	84-68
J24	...	Nebraska	W	97-81
J27	...	at Colorado	L	94-80
J31	...	Iowa State	W	74-72
F4	...	at Kansas State	L	80-69
F7	...	Missouri	L	86-76
F11	...	at Oklahoma State	W	75-70
F14	...	at Kansas	L	89-73
F18	...	Colorado	L	74-73
F21	...	at Nebraska	L	97-89
F24	...	at Iowa State	W	87-72
F28	...	3-vs. Kansas State	L	79-64

1-New Mexico St. Tournament, Las Cruces, N.M.
 2-Washington Tournament, Seattle, Wash.
 3-Big Eight Tournament, Salina, Kan.



VALERIE GOODWIN-COLBERT

Years: 1988-90 (3)
 Record: 32-51 (.386)

» 1987-88

Record: 14-13, 7-7 Big Eight
 Home 7-4, Away 5-5, Neutral 2-4
 Head Coach: Valerie Goodwin-Colbert

N27	...	1-vs. Penn State	L	86-63
N28	...	1-vs. California	L	81-66
N29	...	1-vs. Northern Arizona	W	68-47
D2	...	Oral Roberts	W	103-94
D5	...	at North Texas	W	77-75
D9	...	at Southwest Texas	W	92-74
D19	...	Texas Southern	W	81-72
D29	...	2-vs. Simon Fraser	W	83-66
D30	...	2-at Stanford	L	91-66
J6	...	New Mexico State	L	78-72
J9	...	at Tulane	L	82-75
J11	...	Arkansas-Little Rock	W	99-67
J13	...	at Colorado	W	82-78
J16	...	at Kansas State	W	96-65
J20	...	at Missouri	L	91-72
J23	...	Oklahoma State	W	83-81
J27	...	Nebraska	L	94-82
J30	...	at Iowa State	L	82-66
F3	...	Kansas	L	71-68

F6	...	Missouri	W	93-84
F9	...	at Nebraska	L	92-74
F13	...	Kansas State	W	79-61
F16	...	at Oklahoma State	W	79-78
F20	...	Iowa State	W	85-76
F24	...	at Kansas	L	71-68
F27	...	Colorado	L (OT)	91-88
M2	...	3-vs. Kansas	L	67-66

1-Rainbow Wahine Classic, Honolulu, Hawaii
 2-Cardinal Classic, Stanford, Calif.
 3-Big Eight Tournament, Salina, Kan.

» 1988-89

Record: 11-6, 4-10 Big Eight
 Home 5-5, Away 3-6, Neutral 3-5
 Head Coach: Valerie Goodwin-Colbert

N25	...	1-Texas-Pan American	W	120-36
N26	...	1-West Virginia	L	83-65
D2	...	2-vs. Penn State	W	92-81
D3	...	2-at Texas Tech	L	64-54
D8	...	Mississippi Valley State	L	89-83
D10	...	at Oral Roberts	W	97-83
D29	...	3-vs. Iowa	L	86-69
D30	...	3-at Miami	L	69-66
D31	...	3-vs. Boston	W	77-72
J3	...	North Texas	W	93-71
J7	...	at Texas-Arlington	W	86-75
J9	...	BYU	W	103-81
J11	...	at Missouri	L	71-68
J14	...	at Kansas	L (OT)	86-82
J17	...	at Oklahoma State	L	71-64
J21	...	Iowa State	W	72-65
J25	...	Nebraska	W	68-65
J27	...	Colorado	L	73-70
F1	...	Kansas State	L	84-83
F4	...	Oklahoma State	L	87-68
F8	...	at Nebraska	L	85-76
F11	...	at Iowa State	W	84-74
F15	...	Kansas	W	101-87
F18	...	at Colorado	L	87-76
F22	...	at Kansas State	L	64-60
F25	...	Missouri	L	104-91
M4	...	4-vs. Colorado	L	80-61

1-Sooner Thanksgiving Classic, Norman, Okla.
 2-Texas Tech Classic, Lubbock, Texas
 3-Orange Bowl Classic, Miami, Fla.
 4-Big Eight Tournament, Salina, Kan.

» 1989-90

Record: 7-22, 2-12 Big Eight
 Home 3-8, Away 1-8, Neutral 3-6
 Head Coach: Valerie Goodwin-Colbert

N24	...	1-Sam Houston	L	90-86
N25	...	1-Arkansas State	W	102-73
N30	...	at North Texas	L	91-85
D2	...	Northeast Louisiana	W	95-93
D5	...	at Texas A&M	L	101-86
D8	...	2-vs. Eastern Illinois	L	110-88
D9	...	2-vs. Northern Iowa	W	78-76
D12	...	Arkansas	L	86-68
D16	...	Texas Tech	L	88-80
D29	...	3-vs. Montana State	L	86-80
D30	...	3-at Brigham Young	L	108-77
J3	...	Texas-Arlington	L	80-78
J6	...	at Southeast Louisiana	W	88-86
J10	...	Colorado	L	96-48
J13	...	at Iowa State	L	52-78
J17	...	at Kansas	L	94-69
J20	...	Kansas State	L	94-87
J24	...	Oklahoma State	L	99-94
J27	...	Missouri	L	79-75
J31	...	at Nebraska	L	88-81
F3	...	Kansas	L	83-77
F6	...	at Oklahoma State	L	89-77
F10	...	Iowa State	W	70-69
F14	...	at Kansas State	L	92-88
F18	...	at Colorado	L	86-49

F21	...	Nebraska	W	102-77
F24	...	at Missouri	L	89-60
M3	...	4-vs. Missouri	W	80-77
M4	...	4-vs. Oklahoma State	L	87-78

1-Sooner Thanksgiving Classic, Norman, Okla.
 2-Phoenix Classic, Green Bay, Wis.
 3-BYU Tournament, Provo, Utah
 4-Big Eight Tournament, Salina, Kan.



GARY HUDSON

Years: 1991-93 (3)
 Record: 34-35 (.464)

» 1990-91

Record: 10-18, 4-9 Big Eight
 Home 7-5, Away 2-11, Neutral 1-2
 Head Coach: Gary Hudson

N23	...	1-vs. Washington State	L	84-50
N24	...	1-vs. Eastern Washington	W	82-71
N27	...	at Arkansas	L	84-72
N29	...	Prairie View A&M	W	121-49
D6	...	at Texas Tech	L	66-50
D9	...	Texas A&M	L	83-71
D12	...	at Prairie View A&M	W	92-68
D22	...	at Minnesota	W	85-75
D28	...	at Loyola Marymount	L	76-75
D29	...	at UC-Santa Barbara	L (OT)	105-95
J2	...	North Texas	W	78-69
J4	...	Central Missouri State	L	88-80
J9	...	at Kansas	L	81-64
J12	...	Missouri	W	67-66
J16	...	Colorado	L	68-51
J19	...	at Oklahoma State	L	76-60
J21	...	Texas-San Antonio	W	93-86
J23	...	at Kansas State	L	86-75
J26	...	at Nebraska	L	95-67
J28	...	at Northeast Louisiana	L	79-76
J30	...	Iowa State	W	101-74
F3	...	at Colorado	L	76-55
F6	...	Kansas State	W	88-56
F10	...	at Missouri	L	68-59
F13	...	Oklahoma State	L	72-63
F16	...	Kansas	L	76-69
F24	...	Nebraska	W	75-72
M2	...	2-vs. Colorado	L	80-75

1-Domino's Classic, College Station, Texas
 2-Big Eight Tournament, Salina, Kan.

» 1991-92

Record: 17-12, 7-7 Big Eight
 Home 11-5, Away 4-5, Neutral 2-2
 Head Coach: Gary Hudson

N25	...	Texas-San Antonio	W	102-70
D3	...	Rice	W	82-69
D6	...	1-at Hawaii	L	95-82
D7	...	1-vs. Howard	W	91-61
D10	...	Texas-Arlington	L	94-93
D14	...	Prairie View A&M	W	105-35
D30	...	Baylor	W	113-72
J3	...	Texas Christian	W	103-82
J5	...	Southern Methodist	W	82-73
J13	...	Arkansas	L	57-55
J15	...	Iowa State	W	94-63
J18	...	Kansas State	L	91-86
J22	...	Missouri	W	74-72
J23	...	at Prairie View A&M	W	98-50
J25	...	at Oklahoma State	W	75-65
J29	...	at Nebraska	L	97-65
F1	...	Colorado	L	63-55
F3	...	Baylor	W	83-76
F5	...	at Kansas	L	75-56
F9	...	at Missouri	L	86-56
F12	...	at Kansas State	W	88-73
F15	...	Nebraska	W	92-89

YEAR-BY-YEAR RESULTS



F17 at Southern Methodist L	69-63
F19 Oklahoma State W	98-75
F22 at Colorado L	86-63
F26 Kansas L (OT)	73-72
M1 at Iowa State W	78-70
M7 2-vs. Missouri W	80-79
M8 2-vs. Kansas L	70-62

1-Rainbow Wahine Invitational, Honolulu, Hawaii
2-Big Eight Tournament, Salina, Kan.

» 1992-93

Record: 12-15, 6-8 Big Eight
Home 6-5, Away 4-6, Neutral 2-4
Head Coach: Gary Hudson

D5 SMU L	72-66
D12 Prairie View A&M W	101-41
D19 1-vs. Mercer W	69-60
D20 1-vs. Arkansas State L	76-63
D28 2-vs. Texas Tech L	93-56
D29 2-vs. Old Dominion L	60-54
D30 2-vs. Bucknell W	84-60
J2 Oral Roberts W	84-62
J8 at Iowa State W	66-55
J10 at Nebraska L	87-78
J14 at Prairie View A&M W	92-56
J17 at Oklahoma State L	65-44
J20 at Arkansas W	70-63
J22 Kansas L	70-64
J24 Kansas State W	68-60
J29 at Colorado L	80-49
J31 at Missouri L	69-63
F2 at Texas-Arlington L	80-59
F5 Nebraska L	97-83
F7 Iowa State W	79-57
F14 Oklahoma State W	64-55
F19 at Kansas State W	87-65
F21 at Kansas L	76-54
F24 at TCU L	79-73
F26 Missouri L	68-49
F28 Colorado W	74-69
M6 3-vs. Oklahoma State L	85-70

1-Arkansas Classic (Jonesboro, Ark.)
2-Orange Bowl Classic (Miami, Fla.)
3-Big Eight Tournament, Salina, Kan.



BURL PLUNKETT

Years: 1994-96 (3)
Record: 52-36 (.591)

» 1993-94

Record: 18-12, 7-7 Big Eight
Home 9-3, Away 3-7, Neutral 6-2
Head Coach: Burl Plunkett
WNIT Champions

N27 Texas-Pan American W	88-68
N30 at Texas L	84-78
D3 1-vs. Illinois State W	69-56
D4 1-at George Washington L	88-74
D8 North Texas W	90-73
D18 Texas A&M W	90-69
D21 at Texas Tech L	80-75
D28 2-Michigan W	96-86
D29 2-Southern W	100-72
J2 at SMU W	99-72
J7 Iowa State W	84-61
J9 Nebraska W	79-78
J16 Oklahoma State W	82-60
J21 at Kansas L	85-78
J23 at Kansas State L	72-54
J25 Arkansas W	93-79
J28 Colorado L	79-74
J30 Missouri W	86-65
F4 at Nebraska L	82-76
F6 at Iowa State W	65-45

F10 Oral Roberts W	99-48
F13 at Oklahoma State L	77-68
F18 Kansas State L	71-70
F20 Kansas L	80-76
F25 at Missouri W	77-71
F27 at Colorado L	89-79
M5 3-vs. Nebraska L	73-56
M24 4-vs. New Mexico State W	82-77
M25 4-vs. Pittsburgh W	86-77
M26 4-vs. Arkansas State W	69-65

1-Capitol Classic, Washington D.C.
2-Holiday Classic, Norman, Okla.
3-Big Eight Tournament, Salina, Kan.
4-WNIT Tournament (Amarillo, Texas)

» 1994-95

Record: 22-9, 11-3 Big Eight
Home 9-2, Away 7-4, Neutral 6-3
Head Coach: Burl Plunkett
NCAA Tournament

N11 3-at Montana L	76-64
N26 at North Texas W	84-74
N29 Texas Tech L	66-64
D2 2-vs. Utah W	72-68
D3 2-at Washington State W	85-79
D7 Texas W	95-85
D18 at Texas A&M L	99-74
D21 at Texas Christian W	89-70
D30 1-vs. Rice W	89-59
D31 1-vs. Minnesota W	74-64
J2 New Mexico W	95-66
J6 at Missouri W	98-83
J8 at Colorado L	83-59
J13 Nebraska W	63-62
J15 Iowa State W	101-77
J20 at Kansas W	84-69
J22 at Kansas State W	79-70
J28 at Oklahoma State W	62-61
F3 Colorado L	69-64
F5 Missouri W	80-57
F10 at Iowa State L	69-62
F12 at Nebraska W	85-83
F17 Kansas State W	71-60
F19 Kansas W	103-83
F22 at Arkansas L	69-64
F26 Oklahoma State W	76-67
F28 TCU W	92-44
M4 4-vs. Nebraska W	77-67
M5 4-vs. Kansas L	88-81
M16 5-vs. Loyola (Md.) W	90-55
M18 5-vs. Louisiana Tech L	48-36

1-Bertha Teague Classic, Stillwater, Okla.
2-Dial Classic, Pullman, Wash.
3-Preseason WNIT Tournament.
4-Big Eight Tournament, Salina, Kan.
5-NCAA Tournament, Ruston, La.

» 1995-96

Record: 12-15, 4-10 Big Eight
Home 7-5, Away 2-8, Neutral 3-2
Head Coach: Burl Plunkett

N25 at Texas Christian W	103-81
N28 at New Mexico L	82-75
D1 North Texas W	102-60
D3 at Drake L	81-71
D5 Southern Methodist L	96-87
D7 TCU W	93-47
D16 Wichita State W	65-54
D17 Texas-Pan American W	97-57
D20 1-Oral Roberts W	63-40
D21 1-Grambling State W	100-66
D28 2-vs. Alabama L	71-62
D29 2-vs. VCU W	84-52
J5 Nebraska L	79-58
J7 Iowa State W	89-78
J14 Oklahoma State L (2OT)	86-79
J19 at Kansas W	71-68

J21 at Kansas State L	80-67
J26 Missouri W	69-55
J28 Colorado L	68-53
F2 at Iowa State L	73-57
F4 at Nebraska L	71-52
F11 at Oklahoma State L	62-58
F16 Kansas State W	62-54
F18 Kansas L	81-63
F23 at Colorado L	83-68
F25 at Missouri L	89-66
M2 3-vs. Colorado L	76-60

1-Bertha Teague Classic, Norman, Okla.
2-Bahamas Junkanoo Shootout, Nassau, Bahamas
3-Big Eight Tournament, Salina, Kansas



SHERRI COALE

Years: 1997-Present (23)
Record: 489-264 (.649)

» 1996-97

Record: 5-22, 1-15 Big 12
Home 1-8, Away 2-11, Neutral 2-3
Head Coach: Sherri Coale

N22 1-vs. Oral Roberts W	62-50
N23 1-vs. Southern Utah L	64-63
N25 Drake L	77-64
D3 at Wichita State L	71-56
D7 at Southern Methodist L	91-82
D10 at North Texas W	67-65
D13 at SW Missouri State L	81-58
D15 at Oral Roberts W	66-63
D28 2-vs. Memphis L	71-65
D29 2-vs. Northeastern W	76-54
J4 Texas A&M W	71-69
J7 at Texas L	87-69
J11 Iowa State L	67-58
J15 at Texas Tech L	67-55
J18 at Baylor L	87-65
J22 Texas L	76-58
J26 at Nebraska L	87-59
J29 Oklahoma State L	88-57
F5 at Texas A&M L	66-63
F8 Kansas State L	49-47
F12 at Colorado L	61-42
F15 Missouri L	81-56
F19 Texas Tech L	63-49
F23 at Oklahoma State L	67-54
F26 Baylor L	78-63
M1 at Kansas L	92-69
M4 3-vs. Kansas State L	81-56

1-Bertha Teague Classic, Stillwater, Okla.
2-Redstorn Christmas Inv, Jamaica, N.Y.
3-Big 12 Tournament, Kansas City, Mo.

» 1997-98

Record: 8-19, 4-12 Big 12
Home 5-7, Away 3-9, Neutral 0-3
Head Coach: Sherri Coale

N22 1-vs. Stephen F. Austin L	82-58
N23 1-at UTSA W	66-53
N27 2-at Loyola Marymount W	63-55
N28 2-vs. North Carolina L	68-61
D3 Southwest Missouri State L	81-65
D11 Georgia L	94-76
D14 Mississippi W	89-85
D20 Miami W	67-62
D29 at Arizona State L	87-76
D30 at Northern Arizona L	101-62
J3 Texas A&M W	84-76
J7 at Texas L	78-44
J10 at Iowa State L	83-68
J14 Baylor L	67-64
J17 Texas W	97-84
J21 at Texas A&M L	91-83



YEAR-BY-YEAR RESULTS

J28.....	Colorado.....	W.....	61-58
F1.....	at Baylor.....	L.....	97-67
F4.....	at Kansas State.....	W.....	69-67
F7.....	Oklahoma State.....	L.....	76-54
F11.....	at Texas Tech.....	L.....	79-63
F14.....	Nebraska.....	L.....	101-72
F19.....	Texas Tech.....	L.....	59-94
F22.....	at Missouri.....	L.....	75-68
F25.....	Kansas.....	L.....	78-74
F28.....	at Oklahoma State.....	L.....	69-52
M3.....	3-vs. Colorado.....	L.....	71-66

1-Texas-San Antonio Classic, San Antonio, Texas
 2-LMU-Furama Hotel Thanksgiving Classic, Los Angeles, Calif.
 3-Big 12 Tournament, Kansas City, Mo.

» 1998-99

Record: 15-14, 8-8 Big 12
 Home 10-3, Away 4-9, Neutral 1-2
 Head Coach: Sherri Coale
 Women's National Invitational Tournament

N20.....	TCU.....	W.....	78-66
N23.....	Texas-San Antonio.....	W.....	80-40
N27.....	2-vs. UAB.....	L.....	62-61
N28.....	2-vs. Coppin State.....	W.....	103-74
D2.....	at Mississippi.....	L.....	77-75
D7.....	Jackson State.....	W.....	103-37
D13.....	at Georgia.....	L.....	88-79
D19.....	at Miami (Fla.).....	L.....	62-60
D28.....	1-Denver.....	W.....	80-52
D29.....	1-Stephen F. Austin.....	W.....	91-72
J2.....	Iowa State.....	L.....	81-60
J6.....	at Texas Tech.....	L.....	93-69
J9.....	at Colorado.....	L.....	63-62
J13.....	Oklahoma State.....	W.....	74-58
J16.....	Baylor.....	W.....	86-65
J23.....	at Texas.....	L.....	81-73
J27.....	Texas Tech.....	L.....	89-87
J30.....	at Nebraska.....	L.....	85-62
F3.....	Texas.....	W.....	71-69
F6.....	at Texas A&M.....	W.....	83-71
F10.....	at Oklahoma State.....	W.....	61-53
F13.....	Kansas State.....	W.....	79-58
F17.....	at Baylor.....	W.....	76-67
F20.....	at Kansas.....	L.....	58-54
F24.....	Texas A&M.....	W.....	95-69
F27.....	Missouri.....	L.....	73-64
M2.....	3-vs. Oklahoma State.....	L.....	70-56
M12.....	4-vs. at Wichita State.....	W.....	75-67
M14.....	4-vs. at Arkansas.....	L (OT).....	97-93

1-Bertha Teague Classic, Norman, Okla.
 2-Cancun Tournament, Cancun, Mexico
 3-Big 12 Tournament, Kansas City, Mo.
 4-WNIT Tournament hosted at home sites.

» 1999-00

Record: 25-8, 13-3 Big 12
 Home 13-2, Away 11-2, Neutral 1-4
 Head Coach: Sherri Coale
 NCAA Sweet 16 and Big 12 Champions
 Ranked: No. 18 AP and No. 13 Coaches

N19.....	2-vs. Arizona [24/25].....	L.....	75-59
N20.....	2-at Hawaii.....	W.....	67-53
N21.....	2-vs. Tennessee Tech.....	L.....	74-64
N28.....	1-Oral Roberts.....	W.....	83-66
N29.....	1-Tulsa.....	W.....	93-70
D2.....	Sam Houston State.....	W.....	97-60
D5.....	at Stephen F. Austin.....	W.....	61-47
D7.....	at TCU.....	W.....	94-74
D11.....	Arkansas-Little Rock.....	W.....	102-72
D18.....	at Denver.....	W.....	69-62
D21.....	San Diego.....	W.....	84-39
D29.....	Connecticut [1].....	L.....	84-68
J5.....	North Texas.....	W.....	86-63
J8.....	Texas Tech [13].....	W.....	82-76
J12.....	Texas A&M.....	W.....	87-59
J15.....	at Baylor.....	W.....	87-66
J19.....	at Texas.....	W.....	76-73
J22.....	Colorado.....	W.....	76-73
J26.....	at Texas A&M.....	W.....	79-72
J29.....	at Missouri.....	W.....	76-71
F2.....	Baylor.....	W.....	87-59
F5.....	Nebraska.....	W.....	91-69
F8.....	at Iowa State [8/9].....	L.....	71-56
F12.....	at Oklahoma State.....	W.....	93-69
F16.....	Texas.....	L.....	77-70
F19.....	at Texas Tech [8/12].....	L.....	86-81
F22.....	at Kansas State.....	W.....	64-56
F26.....	Kansas [24/25].....	W.....	88-69
M1.....	Oklahoma State.....	W.....	77-68
M8.....	3-vs. Texas.....	L.....	71-68
M18.....	4-vs. BYU.....	W.....	86-81
M20.....	4-at Purdue [15/13].....	W.....	76-74
M25.....	5-vs. Connecticut [1].....	L.....	102-80

1-Bertha Teague Classic, Norman, Okla.
 2-Hawaiian Regent Classic, Honolulu, Hawaii
 3-Big 12 Tournament, Kansas City, Mo.
 4-NCAA 1st & 2nd Rounds, West Lafayette, Ind.
 5-NCAA Regional, Richmond, Va.

» 2000-01

Record: 28-6, 15-1 Big 12
 Home 13-1, Away 12-2, Neutral 3-3
 Head Coach: Sherri Coale
 NCAA Sweet 16 and Big 12 Champions

N17.....	1-vs. Tulsa.....	W.....	80-49
N18.....	1-at ORU.....	W.....	87-56
N22.....	2-vs. Georgia [6].....	L.....	94-70
N24.....	2-at Wisconsin [19].....	L.....	97-77
D1.....	SW Missouri State [13].....	W.....	89-82
D5.....	at Arkansas-Little Rock.....	W.....	86-45
D9.....	SMU.....	W.....	101-71
D16.....	at SW Missouri State [21/18].....	L.....	69-61
D18.....	North Texas.....	W.....	75-61
D21.....	at San Diego.....	W (OT).....	65-63
D27.....	Stanford [17/21].....	W (OT).....	102-98
J3.....	at Colorado.....	W.....	89-69
J6.....	Iowa State [7/6].....	L.....	81-79
J10.....	Texas [14/15].....	W.....	85-74
J13.....	at Baylor [23/NR].....	W.....	90-87
J17.....	Texas A&M.....	W.....	97-84
J21.....	3-at North Carolina.....	W.....	94-77
J24.....	at Kansas.....	W.....	88-64
J28.....	Texas Tech [9/8].....	W.....	84-66
J31.....	at Texas A&M.....	W.....	93-70
F3.....	Missouri.....	W.....	82-62
F7.....	at Nebraska.....	W.....	84-62
F10.....	at Oklahoma State.....	W.....	76-47
F14.....	Kansas State.....	W.....	79-60
F17.....	at Texas Tech [14/11].....	W.....	80-75
F21.....	Baylor [24/NR].....	W.....	86-76
F24.....	Oklahoma State.....	W (OT).....	88-83
F28.....	at Texas [NR/22].....	W.....	65-54
M7.....	4-vs. Kansas.....	W.....	80-61
M8.....	4-vs. Colorado [20/21].....	W.....	102-93
M10.....	4-vs. Iowa State [13/10].....	L.....	68-65
M17.....	5-Oral Roberts.....	W.....	70-64
M19.....	5-Stanford.....	W.....	67-50
M24.....	6-Washington.....	L.....	84-67

1-Bertha Teague Classic, Tulsa, Okla.
 2-Coaches vs. Cancer, Madison, Wis.
 3-Big 12/ACC Challenge, Chapel Hill, N.C.
 4-Big 12 Tournament, Kansas City, Mo.
 5-NCAA Tournament, Norman, Okla.
 6-NCAA West Regional, Spokane, Wash.



» Oklahoma's 2001-02 team set the program record for single-season wins (32), claimed its third straight Big 12 regular season title and advanced to the school's first Final Four. The Sooners defeated Duke in the national semifinals to earn a berth in the national championship game against UConn.

YEAR-BY-YEAR RESULTS



» 2001-02

Record: 32-4, 14-2 Big 12
 Home 14-0, Away 7-3, Neutral 11-1
 Head Coach: Sherri Coale
 NCAA Runner-Up, Big 12 Champions

N11..... 1-vs. Purdue [1/9]	W.....	80-75
N17..... 2-vs. Oral Roberts	W.....	73-38
N18..... 2-vs. Tulsa.....	W.....	75-52
N23..... 3-vs. Butler.....	W.....	90-44
N24..... 3-vs. North Texas.....	W.....	83-68
N27..... TCU.....	W.....	76-60
N29..... Wichita State.....	W.....	89-68
N5..... at SMU.....	W.....	91-70
D8..... Montana State.....	W.....	86-62
D16..... 4-Illinois.....	W.....	91-69
D22..... at Connecticut [1]	L.....	86-72
J2..... Colorado [16/14].....	W.....	78-67
J5..... at Texas Tech [9/11].....	W.....	80-68
J9..... Oklahoma State.....	W.....	65-48
J12..... at Baylor [12/11].....	W.....	82-73
J15..... at Iowa State [14/9].....	L.....	82-66
J19..... Texas [12].....	W.....	89-69
J26..... at Texas A&M.....	W.....	72-40
J29..... at Oklahoma State.....	W.....	66-58
F2..... Kansas.....	W.....	79-57
F5..... Baylor [10/11].....	W.....	69-60
F9..... Texas A&M.....	W.....	67-51
F13..... at Kansas State [12]	W.....	76-68
F16..... Nebraska.....	W.....	81-47
F19..... at Texas [15/14].....	L (OT)	68-62
F23..... at Missouri.....	W.....	90-70
F27..... Texas Tech [15].....	W.....	75-56
M6..... 5-vs. Oklahoma State.....	W.....	87-56
M7..... 5-vs. Kansas State [13/12].....	W.....	69-49
M9..... 5-vs. Baylor [7].....	W.....	84-69
M16..... 6-Hartford.....	W.....	84-52
M18..... 6-Villanova.....	W.....	66-53
M23..... 7-vs. Texas Tech [12].....	W.....	72-62
M25..... 7-vs. Colorado [17].....	W.....	94-60
M29..... 8-vs. Duke [3].....	W.....	86-71
M31..... 8-vs. Connecticut [1]	L.....	82-70

- 1-State Farm Tip-Off Classic, Durham, N.C.
- 2-Bertha Teague Classic, Stillwater, Okla.
- 3-UTSA Tournament, San Antonio, Texas
- 4-Big 12/Big 10 Challenge, Norman, Okla.
- 5-Big 12 Tournament, Kansas City, Mo.
- 6-NCAA 1st & 2nd Rounds, Norman, Okla.
- 7-NCAA West Regional, Boise, Idaho
- 8-NCAA Final Four, San Antonio, Texas

» 2002-03

Record: 19-13, 9-7 Big 12
 Home 8-5, Away 7-6, Neutral 4-2
 Head Coach: Sherri Coale
 NCAA First Round

N11..... 1-at Tennessee [2]	L.....	94-68
N22..... 2-at Tulsa.....	W.....	65-61
N23..... 2-vs. Oral Roberts	W.....	70-42
N26..... Sam Houston State.....	W.....	79-52
N29..... 3-Fordham.....	W.....	90-62
N30..... 3-North Carolina [12/11].....	W.....	66-63
D1..... 3-Connecticut [5/4].....	L.....	73-60
D5..... Stephen F. Austin.....	W.....	77-55
D19..... at Wichita State.....	W.....	70-64
D4..... at TCU.....	W.....	68-64
D21..... SMU.....	L.....	71-68
D28..... Southeast Missouri State.....	W.....	87-59
J3..... at Stanford.....	L.....	58-38
J11..... at Nebraska.....	W.....	57-43
J15..... Texas Tech [7].....	L.....	80-71
J18..... Texas A&M.....	W.....	77-39
J22..... at Kansas.....	W.....	61-49
J26..... at Baylor.....	W.....	65-64
J29..... Texas [11/13].....	L.....	60-54
F1..... Kansas State [3].....	L.....	74-45
F5..... at Texas A&M.....	L.....	69-61
F9..... Oklahoma State.....	W.....	87-71
F12..... Baylor.....	W.....	78-64

F16..... at Colorado.....	L.....	61-57
F19..... at Texas Tech [8/9].....	L.....	59-48
F22..... Iowa State.....	W.....	61-48
F26..... Missouri.....	W.....	74-69
M1..... at Oklahoma State.....	W.....	71-57
M5..... at Texas [5/7].....	L.....	78-66
M11..... 4-vs. Nebraska.....	W.....	71-51
M12..... 4-vs. Colorado.....	L.....	73-68
M23..... 5-G. Washington [25]	L.....	71-61

- 1-State Farm Tip-Off Classic, Knoxville, Tenn.
- 2-Bertha Teague Classic, Tulsa, Okla.
- 3-Rainbow Wahine Classic, Honolulu, Hawaii
- 4-Big 12 Tournament, Dallas, Texas
- 5-NCAA 1st & 2nd Rounds, Norman, Okla.

» 2003-04

Record: 24-9, 9-7 Big 12
 Home 10-3, Away 7-5, Neutral 7-1
 Head Coach: Sherri Coale
 NCAA Second Round, Big 12 Champions

N22..... 1-Oral Roberts.....	W.....	90-42
N24..... Southeast Missouri State.....	W.....	83-48
N28..... 2-vs. Siena.....	W.....	85-70
N29..... 2-at Pepperdine.....	W.....	95-77
D3..... at SMU.....	W.....	85-63
D7..... Utah [19/23].....	W.....	73-65
D10..... at Montana State.....	W.....	90-59
D13..... at Stephen F. Austin.....	W.....	79-52
D21..... 3-Tennessee [2].....	L.....	71-55
D38..... Illinois.....	W.....	70-53
D20..... Wichita State.....	W.....	89-50
J7..... Nebraska.....	W.....	70-51
J10..... at Texas [3].....	L.....	63-58
J14..... at Texas A&M.....	W (OT)	65-56
J17..... Oklahoma State.....	W.....	87-37
J20..... at Iowa State.....	L.....	69-51
J24..... Baylor [19/24].....	L.....	74-67
J28..... at Missouri.....	L.....	77-65
J31..... at Kansas State [12]	L.....	74-65
F7..... Texas A&M.....	W.....	56-46
F10..... at Texas Tech [7].....	W.....	68-62
F14..... Kansas.....	W.....	83-59
F18..... Colorado [13].....	W.....	78-58
F21..... at Baylor [19/24].....	L.....	77-62
F25..... Texas Tech [8/9].....	W.....	64-53
F28..... at Oklahoma State.....	W.....	78-44
M2..... Texas [3/4].....	L.....	57-54
M9..... 4-vs. Texas A&M.....	W.....	60-47
M10..... 4-vs. Colorado [13].....	W.....	63-56
M11..... 4-vs. Kansas State [8]	W.....	78-66
M15..... 4-vs. Texas [2].....	W.....	66-47
M20..... 5-vs. Marist.....	W.....	58-45
M22..... 5-vs. Stanford.....	L.....	68-43

- 1-Bertha Teague Classic (Oklahoma City)
- 2-Pepperdine Invitational (Malibu, Calif.)
- 3-Big 12 / SEC Challenge (Norman, Okla.)
- 4-Big 12 Tournament (Dallas, Texas)
- 5-NCAA 1st & 2nd Rounds (Tempe, Ariz.)

» 2004-05

Record: 17-13, 8-8 Big 12
 Home 9-4, Away 5-5, Neutral 3-4
 NCAA First Round

N19..... Southeast Missouri State.....	W.....	84-62
N21..... Texas State.....	W.....	76-57
N26..... 1-vs. Akron.....	W.....	88-40
N27..... 1-vs. Iowa.....	L.....	54-47
D2..... Lamar.....	W.....	60-42
D4..... 2-vs. Tulsa.....	L.....	67-59
D9..... at TCU [23/25].....	L.....	81-65
D11..... SMS (SSN).....	W.....	74-71
D18..... 3-vs. Louisiana Tech.....	W.....	86-59
D21..... at Utah [25/NR].....	W.....	72-59
D29..... Henderson State.....	W.....	87-44
J5..... at Texas Tech [13/12].....	L.....	70-64
J9..... Texas A&M.....	W.....	73-53
J16..... at Baylor [2/3].....	L.....	78-68

J19..... Oklahoma State.....	W.....	70-43
J22..... at Texas A&M.....	W.....	63-51
J26..... Texas [15].....	L (OT)	83-71
J29..... Iowa State [18/17].....	W.....	73-60
F2..... at Kansas.....	W.....	65-49
F6..... at Nebraska.....	L.....	70-51
F9..... Baylor [8/7].....	L.....	73-72
F13..... Kansas State [16].....	W.....	77-61
F16..... at Colorado.....	W.....	77-61
F19..... Missouri.....	W.....	73-59
F23..... Texas Tech [14].....	L.....	83-70
F26..... at Texas [13].....	L.....	72-36
M3..... at Oklahoma State.....	W.....	69-58
M8..... 4-vs. Texas A&M.....	W.....	86-65
M9..... 4-vs. Texas [11/12].....	W.....	65-59
M20..... 5-vs. Arizona [10/12].....	L.....	72-69

- 1-Junkanoo Jam (Grand Bahama Island)
- 2-Bertha Teague Classic (Tulsa, Okla. [ORU])
- 3-Nike Classic (Eugene, Ore.)
- 4-Big 12 Tournament (Kansas City, Mo.)

» 2005-06

Record: 31-5, 16-0 Big 12
 Home 12-1, Away 12-3, Neutral 7-1
 NCAA Sweet 16, Big 12 Champions

N11..... 1-Wisconsin-Milwaukee.....	W.....	89-57
N13..... 1-SMU.....	W.....	80-43
N16..... 1-at New Mexico.....	W.....	74-63
N20..... 1-at Connecticut [7/9].....	L.....	82-62
N25..... 2-vs. Iowa.....	W.....	85-68
N26..... 2-at San Francisco.....	W.....	53-51
N30..... TCU.....	W.....	77-63
D3..... 3-vs. Oral Roberts.....	W.....	107-76
D5..... UCLA (22).....	W.....	83-78
D10..... at Missouri State.....	W.....	68-57
D18..... at Illinois.....	L.....	86-75
D21..... Michigan State [11/13].....	L.....	80-60
D30..... at New Mexico [16].....	W.....	83-70
J4..... at Iowa State.....	W.....	87-67
J7..... Colorado.....	W.....	84-61
J19..... Ohio State [10].....	L.....	75-71
J14..... at Oklahoma State.....	W.....	85-51
J18..... Texas Tech.....	W.....	63-57
J21..... at Baylor [8].....	W.....	73-70
J25..... Texas.....	W.....	75-57
J28..... at Texas A&M.....	W.....	81-72
J31..... Oklahoma State.....	W.....	70-54
F4..... at Missouri.....	W.....	88-73
F8..... Kansas.....	W.....	86-57
F15..... Baylor [11].....	W (OT)	81-77
F12..... at Texas.....	W.....	61-54
F18..... Texas A&M [21].....	W.....	73-54
F21..... at Kansas State.....	W.....	78-64
F26..... Nebraska.....	W.....	73-45
M1..... at Texas Tech.....	W.....	60-59
M8..... 4- Iowa State.....	W.....	78-74
M9..... 4- Missouri.....	W.....	75-54
M11..... 4- Baylor [10].....	W.....	72-61
M18..... 5- Pepperdine.....	W.....	78-66
M20..... 6- BYU [18/16].....	W.....	86-70
M25..... 7- Stanford [13/14].....	L.....	88-74

- 1-Preseason WNIT (Campus sites)
- 2-Odwalla Classic (San Francisco, Calif.)
- 3-Bertha Teague Classic (Stillwater, Okla.)
- 4-Big 12 Championship (Dallas)
- 5-NCAA Tournament First Round (Denver)
- 6-NCAA Tournament Second Round (Denver)
- 7-NCAA Tournament Sweet 16 (San Antonio)

» 2006-07

Record: 28-5, 13-3 Big 12
 Home 12-1, Away 12-3, Neutral 7-1
 NCAA Sweet 16

N12..... DePaul [20].....	W.....	105-71
N17..... 1-Eastern Kentucky.....	W.....	92-79
N18..... 1-at Hawaii.....	W.....	76-56



YEAR-BY-YEAR RESULTS



» The Sooners made their second consecutive trip to the Final Four in 2010. OU battled through a rash of injuries throughout the season to make a trip to San Antonio for the program's third Final Four appearance.

N21.... at UCLA [21].....	W.....	77-68
N29.... at Lamar.....	W.....	79-44
D2.... at Tulsa.....	W.....	72-49
D7.... at South Carolina.....	W.....	78-51
D10.... Arkansas-Pine Bluff.....	W.....	87-42
D17.... Northern Colorado.....	W.....	82-36
D20.... Ohio State [8].....	L.....	74-67
D30... 2 - New Mexico [25].....	W.....	80-58
J3.... Kansas State.....	W.....	78-58
J6.... Nebraska.....	W.....	77-69
J10.... Baylor [9].....	W.....	76-63
J17.... at Oklahoma State.....	W.....	76-60
J20.... at Colorado.....	W.....	82-67
J22.... Texas Tech.....	W (2OT).....	86-81
J24.... Iowa State.....	W.....	69-49
J27.... Texas A&M [21].....	L.....	54-52
J31.... at Texas.....	L.....	67-62
F4.... Oklahoma State.....	W.....	78-63
F10.... Texas A&M [16].....	L.....	78-68
F12.... Texas.....	W.....	78-58
F17.... Texas Tech.....	W.....	70-67
F21.... Kansas.....	W.....	76-70
F25.... Missouri.....	W.....	72-57
F28.... Baylor [16].....	W.....	88-61
M7.... 3 - Texas.....	W.....	67-58
M8.... 3 - Baylor [18].....	W.....	78-64
M10.... 3 - Iowa State.....	W.....	67-60
M17.... 4 - Southeast Mo. State.....	W.....	74-60
M19.... 4 - Marquette [22].....	W.....	78-47
M25.... 5 - Mississippi.....	L.....	90-82

- 1 - Waikiki Beach Marriott Classic, Honolulu
- 2 - at Cox Convention Center, Oklahoma City
- 3 - Big 12 Championship, Oklahoma City
- 4 - NCAA 1st and 2nd Rounds, Austin, Texas
- 5 - NCAA Sweet 16, Dayton, Ohio

» 2007-08

Record: 22-9, 11-5 Big 12
 Home: 11-2, Away: 8-3, Neutral: 3-4
 NCAA Second Round

N11.... 1 - vs. Maryland [4/4].....	L.....	76-66
N15.... 2 - vs. Tennessee [1/1].....	W.....	70-67
N22.... 3 - vs. Ariz. State [14/13].....	W.....	69-57
N23.... 3 - vs. Mississippi State.....	W.....	89-73
N27.... North Texas.....	W.....	79-42
D2.... Arkansas State.....	W.....	93-36
D5.... at Illinois.....	W.....	77-67
D8.... at Tulsa.....	W.....	67-47
D16.... at Michigan State [21/21].....	W.....	66-55
D20.... Central Arkansas.....	W.....	121-48
D30... South Carolina.....	W.....	95-63
J9.... at Iowa State.....	W.....	67-64

J12.... at Okla. State [25/24].....	L.....	82-63
J16.... Nebraska.....	W.....	80-72
J20.... Baylor [6/7].....	L.....	84-73
J23.... Texas Tech.....	W.....	78-39
J27.... Georgia [17/14].....	W.....	65-57
J30.... Kansas.....	W.....	67-51
F3.... at Texas [25/25].....	W.....	74-58
F6.... at Missouri.....	W.....	64-57
F9.... Colorado.....	W.....	82-66
F12.... Texas A&M [20/20].....	W.....	68-56
F17.... at Baylor [8/8].....	L.....	79-59
F20.... at Kansas State [15/15].....	W.....	68-65
F23.... Oklahoma St.[16/17].....	W.....	81-71
F27.... at Texas Tech.....	W.....	65-55
M2.... Texas.....	L.....	65-50
M6.... at Texas A&M [16/17].....	L.....	73-59
M11.... 4 - Missouri.....	L (OT).....	70-64
M23.... 5 - Illinois State.....	W.....	69-61
M25.... 5 - Notre Dame.....	L (OT).....	79-75

- 1 - State Farm Classic (Chapel Hill, N.C.)
- 2 - ESPNU Invitational (Tampa, Fla.)
- 3 - Caribbean Challenge (Cancun, Mexico)
- 4 - Big 12 Championship (Kansas City, Mo.)
- 5 - NCAA 1st and 2nd Rounds (W. Lafayette, Ind.)

» 2008-09

Record: 32-5, 15-1 Big 12
 Home: 16-1, Away: 9-2, Neutral: 7-2
 NCAA Final Four, Big 12 Champions

N15... 1-UC Riverside.....	W.....	88-57
N19... 1-Middle Tennessee.....	W.....	85-65
N21... 1-Arizona State [18/17].....	W.....	70-57
N23... 1-North Carolina [4/3].....	L.....	79-80
N26... Marist.....	W.....	83-57
N30... at Connecticut [1/1].....	L.....	106-78
D3... Creighton.....	W.....	69-49
D7... at Arkansas State.....	W.....	87-57
D12... 2-CS-Bakersfield.....	W.....	105-84
D13... 2-California [9/7].....	W.....	86-75
D21... Tulsa.....	W.....	94-42
D30... at Saint Louis.....	W.....	87-61
J4... N.C. Central.....	W.....	89-25
J10... at Nebraska.....	W.....	77-56
J14... Kansas State [17/14].....	W.....	64-48
J18... Texas A&M [8/6].....	W.....	71-59
J21... at Colorado.....	W.....	72-58
J25... Texas [14/16].....	W.....	89-69
J28... at Baylor [4/3].....	W.....	56-51
J31... Missouri.....	W.....	78-56
F2... 3-Tennessee [12/15].....	W.....	80-70
F8... at Oklahoma State.....	W.....	93-75
F11... Iowa State [16/20].....	W.....	58-49

F14... at Kansas.....	W.....	69-54
F17... at Texas Tech.....	W.....	80-72
F21... Baylor [5/5].....	W.....	66-58
F23... at Texas A&M [12/14].....	L.....	57-56
F28... Okla. State.....	W.....	73-63
M4... Texas Tech.....	W.....	61-49
M8... at Texas [15/16].....	W.....	74-62
M13... 4-Kansas.....	W.....	76-59
M14... 4-Texas A&M [10/9].....	L.....	74-62
M22... 5-(16) Prairie View.....	W.....	76-47
M24... 5-(9) Georgia Tech.....	W.....	69-50
M29... 6-(4) Pittsburgh [15/16].....	W.....	70-59
M31... 6-(6) Purdue.....	W.....	74-68
A5... 7-(3) Louisville [7/7].....	L.....	61-59

- 1-Preseason WNIT, Norman, Okla.
- 2-Basketball By the Bay Classic, San Jose, Calif.
- 3-At the Ford Center, Oklahoma City
- 4-Big 12 Championship, Oklahoma City
- 5-NCAA 1st and 2nd Rounds, Iowa City, Iowa
- 6-NCAA Oklahoma City Regional, Ford Center
- 7-NCAA Final Four, Scottrade Center, St. Louis

» 2009-10

Record: 27-11, 11-5 Big 12
 Home: 13-3, Away: 8-5, Neutral: 6-3
 NCAA Final Four

N13.... Mercer.....	W.....	108-66
N15.... Georgia (21).....	L.....	62-51
N21.... TCU.....	W.....	74-70
N26.... 1-South Carolina.....	W.....	75-67
N27... 1-San Diego St. (23).....	W.....	87-48
N28... 1-Notre Dame (5).....	L.....	81-71
D3... UT Arlington.....	W.....	100-67
D5... Arkansas.....	W (OT).....	87-86
D9... Marist.....	W (OT).....	80-71
D10... Army.....	W.....	59-46
D20... Creighton.....	W.....	67-58
D30... Cal State Fullerton.....	W.....	95-76
J3... Tennessee (4).....	L.....	96-75
J9.... Texas Tech.....	W.....	73-58
J13.... Baylor (9).....	L.....	57-47
J17.... Texas A&M (8).....	W.....	74-65
J20... Missouri.....	W.....	62-61
J23... Kansas.....	W.....	81-69
J27... Iowa State (22).....	L.....	63-56
J30... Texas Tech.....	W.....	70-66
F3... Texas (17).....	L.....	75-57
F6... Oklahoma State (10).....	W.....	77-66
F10... Baylor (11).....	W (OT).....	62-60
F13... Colorado.....	W.....	65-55
F15... Connecticut (1).....	L.....	76-60
F 21... Kansas State.....	W.....	64-58

YEAR-BY-YEAR RESULTS



F 24 ... Nebraska(3).....	L	80-64
F 27 ... Texas (14).....	W	75-60
M 2 ... Texas A&M (15).....	L	78-55
M 7 ... Oklahoma State (20).....	W	95-62
M12 ... 2-Baylor (16).....	W	59-54
M13 ... 2-Oklahoma State (20).....	W	74-69
M14 ... 2-Texas A&M (11).....	L	74-67
M21 ... 3-(14) South Dakota St.....	W	68-57
M23... 3-(11) UALR.....	W	60-44
M28... 4-(2) Notre Dame (7) W (OT).....	W	77-72
M30 ... 4-(4) Kentucky (19).....	W	88-68
A4 ... 5-(1) Stanford (2).....	L	73-66

- 1-U.S. Virgin Islands Paradise Jam, St. Thomas
- 2-Big 12 Championship, Kansas City
- 3-NCAA First & Second Rounds, Norman, Okla.
- 4-NCAA Regional, Kansas City
- 5-NCAA Women's Final Four, San Antonio

» 2010-11

Record: 23-12, 10-6 Big 12
Home: 15-8, Away: 5-8, Neutral: 3-2
NCAA Sweet 16

N13... at Milwaukee.....	W	76-59
N19... Western Illinois.....	W	84-43
N22... 1-Fresno State.....	W	84-66
N26... 1-UT Pan-American.....	W	116-66
N27... 1-Gardner-Webb.....	W	84-75
N28... 1-Prairie View A&M.....	W	78-55
D1... at Sam Houston State.....	W	94-45
D5... at Ohio State.....	L	84-95
D8... Stephen F. Austin.....	W	84-57
D12... New Mexico.....	W	63-60
D19... at Arkansas.....	L	57-67
D29... Arkansas-Pine Bluff.....	W	118-52
J2... at TCU.....	L	69-76
J8... at Nebraska.....	W	70-50
J12... Kansas State.....	W	52-45
J16... at Texas.....	W (OT)	71-67
J19... Texas Tech.....	W	71-61
J23... at Kansas.....	W	75-57
J26... Texas A&M.....	L	78-80
J29... at Oklahoma State.....	W	82-77
F2... at Baylor.....	L	70-92
F5... Iowa State.....	W	65-62
F9... at Texas A&M.....	L	71-92
F12... Missouri.....	W	69-47
F14... at UConn.....	L	45-86
F19... Texas.....	W	91-62
F23... at Colorado.....	L	68-73
F27... Baylor.....	L	81-82
M2... Oklahoma State.....	W	81-66
M5... at Texas Tech.....	L	56-61
M9... 2-vs Texas Tech.....	W	71-69
M11... 2-vs Texas A&M.....	W	68-81
M22... 3-vs James Madison.....	W	86-72
M22... 3-vs Miami.....	W	88-83
M26... 4-vs Notre Dame.....	L	53-78

- 1 - Basketball Travelers Invitational (Norman, Okla.)
- 2 - Big 12 Championship (Kansas City, Mo.)
- 3 - NCAA First/Second Rounds (Charlotteville, Va.)
- 4 - NCAA Regional Semifinal (Dayton, Ohio)

» 2011-12

Record: 21-13, 11-7 Big 12
Home: 11-5, Away: 5-7, Neutral: 5-1
NCAA Second Round

N13... Sacramento State.....	W	117-55
N19... at New Mexico.....	W	58-56
N25... 1-Liberty.....	W	76-45
N26... 1-Vanderbilt.....	L	66-78
D4... Ohio State [18/17].....	L	63-69
D8... Fresno State.....	L	66-69
D11... Milwaukee.....	W	72-50
D18... 2-Ohio.....	W	89-57
D19... 2-Syracuse.....	W	82-63
D20... 2-Xavier.....	W	73-51
D28... TCU.....	W	82-54
J4... Iowa State.....	W	80-51

J8... Texas A&M [9/8].....	L	58-75
J11... Texas Tech [10/14].....	W	71-68
J14... Oklahoma State.....	L	63-66
J17... Kansas State [23/22].....	W	65-57
J21... Texas.....	W	73-67
J26... Baylor [1/1].....	L	58-89
J28... Missouri.....	W	62-59
J31... Kansas [NR/25].....	W (OT)	74-68
F4... Oklahoma State.....	W	80-71
F6... Baylor [1/1].....	L	54-81
F11... Missouri.....	W	64-60
F13... Connecticut [2/3].....	L	55-73
F15... Kansas State.....	W	68-62
F18... Iowa State.....	L	71-77
F21... Texas A&M [14/11].....	W	64-55
F25... Texas.....	L	62-87
F29... Texas Tech.....	W	71-62
M4... Kansas.....	L	77-83
M8... 3-Missouri.....	W	70-59
M9... 3-Texas A&M [22/14].....	L	66-79
M18... 4-Michigan.....	W	88-67
M20... 4-St. John's [21/14].....	L	70-74

- 1 - Vanderbilt Tournament, Nashville, Tenn.
- 2 - Duel in the Desert, Las Vegas, Nev.
- 3 - Big 12 Championship, Kansas City
- 4 - NCAA First and Second Rounds, Norman

» 2012-13

Record: 24-11, 11-7 Big 12
Home: 13-4, Away: 6-5, Neutral: 5-2
NCAA Sweet 16

N10 ... at Creighton.....	W	69-48
N14 ... UCLA.....	L	80-86
N18 ... Saint Louis.....	W	68-33
N23 ... 1-vs Arkansas.....	W	73-70
N24... 1-vs Oregon.....	W	100-61
N25 ... 1-at Hawaii.....	W	74-49
N29 ... Northwestern State.....	W	96-35
D2 ... Marist.....	W	68-55
D6 ... North Texas.....	W	71-68
D16... Vanderbilt.....	L	63-76
D20... UC Riverside.....	W	70-46
D29... CSU Northridge.....	W	79-57
J2 ... West Virginia.....	W	71-68
J5 ... at Texas.....	W	78-70
J9 ... at TCU.....	W	85-79
J12... Texas Tech.....	W	65-55
J15 ... at Iowa State.....	L	61-82
J19 ... Texas.....	W	69-56
J26 ... at Baylor.....	L	65-82
J30... TCU.....	W	74-53
F3 ... at West Virginia.....	L	63-82
F6 ... at Kansas State.....	W	74-68
F10... Oklahoma State.....	W	80-61
F14 ... Iowa State.....	L	68-72
F17 ... at Kansas.....	L	71-81
F20... Kansas State.....	W	72-57
F23 ... at Oklahoma State.....	L	62-83
F25... Baylor.....	L	64-86
M2 ... Kansas.....	W	85-77
M4 ... at Texas Tech.....	W	77-73
M9 ... 2-vs West Virginia.....	W	65-64
M10... 2-vs Iowa State.....	L	60-79
M23... 3-vs Central Michigan.....	W	78-73
M25... 3-vs UCLA.....	W	85-72
M31... 4-vs Tennessee.....	L	59-74

- 1 - Rainbow Wahine Showdown (Honolulu, Hawaii)
- 2 - Big 12 Championship (Dallas, Texas)
- 3 - NCAA First and Second Rounds (Columbus, Ohio)
- 4 - NCAA Regional (Oklahoma City)

» 2013-14

Record: 18-15, 9-9 Big 12
Home: 14-5, Away: 4-8, Neutral: 0-2
NCAA First Round

N8 ... 1-Stetson.....	W	78-60
N10 ... 1-Wichita State.....	W	89-70

N14... 1-(25) Gonzaga.....	W	82-78
N17... 1-(5) Louisville.....	L (OT)	92-97
N20 ... UT-Arlington.....	W	99-46
N24... at UCLA.....	L	76-82
D1... Creighton.....	W	80-52
D4... Western Illinois.....	W	97-80
D8... (2) Duke.....	L	85-94
D15... UMES.....	W	105-46
D18... 2-at Fairfield.....	W	79-51
D21... at Marist.....	L	69-76
D29... Samford.....	W	66-35
J2 ... at Texas Tech.....	W	68-38
J5 ... (14) Iowa State.....	L (OT)	75-82
J8 ... at Texas.....	L (OT)	74-79
J11... Kansas State.....	W	61-50
J18... at West Virginia.....	L	63-77
J21... at (20) Iowa State.....	W	75-54
J25... TCU.....	W	63-52
J29... at Kansas State.....	L	78-86
F3... (1) Oklahoma State.....	W	81-74
F13... (7) Baylor.....	L	67-81
F9 ... at Kansas.....	W	81-71
F13... (13) West Virginia.....	L	75-76
F16... at (12) Oklahoma State.....	L	57-73
F19... Texas.....	W	64-63
F23... Kansas.....	W	64-61
F24... at (5) Baylor.....	L	89-96
M1... at TCU.....	L	66-76
M3... Texas Tech.....	W	87-32
M8... 3-Texas.....	L	72-82
M22... 4-(23) DePaul.....	L	100-104

- 1 - Preseason WNIT, Campus Sites (Norman, Okla.)
- 2 - at Webster Bank Arena, Bridgeport, Conn.
- 3 - Big 12 Championship (Oklahoma City)
- 4 - NCAA First Round (Durham, N.C.)

» 2014-15

Record: 21-12, 13-5 Big 12
Home: 12-1, Away: 6-8, Neutral: 3-3
NCAA Second Round

N14... Washington.....	W	90-80
N18... Lamar.....	W	100-73
N21... Bradley.....	W	104-55
N27... 1-South Florida.....	L	68-83
N28... 1-Kentucky.....	L (OT)	88-92
N29... 1-Illinois.....	W (2OT)	78-76
D7 ... at North Texas.....	W	68-39
D14... at UALR.....	L	62-66
D17... at (13) Duke.....	L	72-92
D21... 2-Arkansas.....	L	64-71
D30... Yale.....	W	71-54
J4 ... West Virginia.....	W	71-60
J7 ... at Kansas.....	W	69-57
J10... at Texas Tech.....	W	75-58
J14... (5) Texas.....	W	70-59
J17... at TCU.....	W	97-81
J19... Oklahoma State.....	W	73-54
J24... Texas Tech.....	W	70-64
J29... at (13) Texas.....	L (OT)	81-84
F1... at West Virginia.....	L	69-78
F4... Iowa State.....	W	75-66
F7... Kansas State.....	W	66-58
F11... at (3) Baylor.....	L	89-66
F14... TCU.....	W	77-54
F17... at Iowa State.....	L (OT)	76-84
F21... at Kansas State.....	W	73-64
F25... (3) Baylor.....	W	68-64
F28... Kansas.....	L	58-65
M2... at Oklahoma State.....	W	66-56
M7... 3 - West Virginia.....	W	67-55
M8... 3 - Texas.....	L	46-59
M21... 4-Quinnipiac.....	W	111-84
M23... 4-(17) Stanford.....	L	76-86

- 1 - Paradise Jam Tournament (Virgin Islands)
- 2 - SEC/Big 12 Challenge (Little Rock, Ark.)
- 3 - Big 12 Championship (Dallas, Texas)
- 4 - NCAA First/Second Rounds (Stanford, Calif.)



YEAR-BY-YEAR RESULTS

» 2015-16

Record: 22-11, 11-7 Big 12
Home: 11-3 Away: 7-6, Neutral: 4-2
NCAA Second Round

N13..... Winthrop.....	W.....	78-48
N16..... North Texas.....	L.....	57-61
N19..... BYU.....	W.....	73-47
N22..... at Bradley.....	W.....	79-46
N26..... 1-vs. Utah.....	W.....	70-55
N28..... 1-vs. Boston College.....	W.....	76-61
D2..... Little Rock.....	W.....	65-52
D6..... at Washington.....	W.....	71-68
D9..... at Tulsa.....	W.....	75-62
D13..... UTSA.....	W.....	80-41
D20..... 2-vs. (18) Texas A&M.....	L.....	68-74
D30..... Kansas.....	W.....	67-44
J3..... at (4) Baylor.....	L.....	68-78
J6..... at TCU.....	W.....	78-65
J10..... Kansas State.....	W.....	68-58
J16..... at Oklahoma State.....	L.....	42-73
J20..... Texas Tech.....	W.....	92-53
J23..... at (6) Texas.....	L.....	76-83
J27..... West Virginia.....	W.....	57-54
J30..... at Iowa State.....	W.....	77-71
F3..... (25) Oklahoma State.....	L.....	69-71
F6..... TCU.....	W.....	77-64
F9..... at Kansas State.....	L.....	71-87
F14..... (6) Texas.....	W.....	74-56
F17..... at (24) West Virginia.....	L.....	55-63
F20..... at Kansas.....	W.....	72-66
F22..... (4) Baylor.....	L.....	70-78
F27..... Iowa State.....	W.....	85-54
M1..... at Texas Tech.....	W.....	70-60
M5..... 3-vs. Oklahoma State.....	W.....	61-43
M6..... 3-vs. (4) Baylor.....	L.....	57-84
M19..... 4-vs. Purdue.....	W.....	61-45
M21..... 4-at (12) Kentucky.....	L.....	58-79

- 1 - Junkanoo Jam (Freeport, Bahamas)
- 2 - SEC/Big 12 Challenge (Oklahoma City)
- 3 - Big 12 Championship (Oklahoma City)
- 4 - NCAA First and Second Rounds (Lexington, Ky.)

» 2016-17

Record: 23-10, 13-5 Big 12
Home: 14-2, Away: 6-5, Neutral: 3-3
NCAA Second Round

N13..... Southern Illinois.....	W.....	80-48
N16..... Little Rock.....	W.....	68-58
N19..... at BYU.....	W.....	68-61
N23..... South Dakota State.....	W.....	74-60
N27..... Colorado State.....	W.....	70-55
D1..... 1-at (17) Kentucky.....	L.....	82-68
D4..... Oral Roberts.....	L.....	74-67

D8..... UTRGV.....	W.....	92-59
D11..... Tulsa.....	W.....	85-68
D19..... 2-Xavier.....	W.....	81-69
D20..... 2-California.....	L.....	82-74
D21..... 2-Portland State.....	W.....	74-60
D29..... at Kansas.....	W.....	84-54
J1..... TCU.....	W.....	87-72
J4..... (25) Kansas State.....	W (OT).....	85-80
J8..... at (17) West Virginia.....	L.....	83-73
J11..... at Iowa State.....	W.....	67-57
J14..... Texas Tech.....	W.....	66-45
J17..... at (12) Texas.....	L.....	86-68
J22..... Oklahoma State.....	W.....	68-62
J25..... Iowa State.....	W.....	78-63
J29..... at (2) Baylor.....	L.....	92-58
F1..... Kansas.....	W.....	89-52
F4..... at Oklahoma State.....	W.....	66-60
F7..... West Virginia.....	W (2OT).....	90-87
F11..... Texas Tech.....	W.....	64-56
F18..... (8) Texas.....	W.....	74-73
F21..... Kansas State.....	L.....	79-71
F25..... at TCU.....	W.....	73-64
F27..... (2) Baylor.....	L.....	103-64
M4..... 3-West Virginia.....	L.....	82-58
M18..... 4-Gonzaga.....	W.....	75-62
M20..... 4-(12) Washington.....	L.....	108-82

- 1 - SEC/Big 12 Challenge (Lexington, Ky.)
- 2 - Puerto Rico Classic (Las Vegas, Nev.)
- 3 - Big 12 Championship (Oklahoma City)
- 4 - NCAA First and Second Rounds (Seattle, Wash.)

» 2017-18

Record: 16-15, 11-7 Big 12
Home: 10-4, Away: 6-8, Neutral: 0-3
NCAA First Round

N10..... Belmont.....	W.....	96-73
N13..... at DePaul.....	L (OT).....	108-111
N17..... SMU.....	W.....	87-75
N21..... at Colorado State.....	W.....	78-46
N25..... 1-at (10) Oregon.....	L.....	74-92
N28..... at Little Rock.....	L.....	56-68
D3..... 2-Florida.....	L.....	61-80
D6..... at South Dakota State.....	L.....	61-67
D9..... (16) South Florida.....	W.....	79-74
D16..... New Mexico.....	W.....	105-63
D19..... 3-vs. (1) Connecticut.....	L.....	64-88
D28..... (8) Texas.....	L.....	74-88
D31..... at Iowa State.....	W.....	74-69
J4..... TCU.....	W.....	84-71
J7..... at (20) Oklahoma State.....	L.....	82-96
J10..... at Texas Tech.....	W.....	73-52
J14..... (5) Baylor.....	L.....	52-74
J17..... at Kansas State.....	W.....	76-71
J20..... (24) Oklahoma State.....	L.....	67-70
J24..... Kansas.....	W.....	97-64
J27..... at (24) TCU.....	L.....	58-62

J31..... Kansas State.....	W.....	68-49
F3..... (21) West Virginia.....	W.....	76-57
F5..... at (3) Baylor.....	L.....	65-74
F10..... at Kansas.....	W.....	72-52
F17..... at West Virginia.....	W (OT).....	79-77
F21..... Iowa State.....	W.....	80-71
F24..... at Texas Tech.....	W.....	79-61
F27..... at (7) Texas.....	W.....	66-79
M3..... 4-vs. TCU.....	L.....	83-90
M16..... 5-vs. DePaul.....	L.....	79-90

- 1 - PK80 Invitational (Eugene, Ore.)
- 2 - Big 12/SEC Challenge (Norman, Okla.)
- 3 - Women's Holiday Showcase (Uncaville, Conn.)
- 4 - Big 12 Championship (Oklahoma City)
- 5 - NCAA First and Second Rounds (College Station, Texas)

» 2018-19

Record: 8-22, 4-14 Big 12
Home: 6-8, Away: 2-11, Neutral: 0-3

N9..... Western Kentucky.....	W.....	90-83
N15..... Northwestern State.....	W.....	93-56
N18..... at (21) South Florida.....	L.....	70-87
N22..... 1-vs. UAB.....	L.....	84-89
N23..... 1-vs. Clemson.....	L.....	62-74
N28..... at New Mexico.....	L.....	84-88
D2..... 2-at Auburn.....	L.....	79-95
D5..... Central Arkansas.....	W.....	65-52
D9..... (20) DePaul.....	L.....	76-87
D19..... (1) Connecticut.....	L.....	63-72
D22..... at SMU.....	W.....	77-61
J2..... Texas Tech.....	W.....	66-61
J5..... at Kansas State.....	L.....	56-86
J9..... at (11) Texas.....	L.....	63-73
J13..... West Virginia.....	L.....	55-66
J19..... at (18) Iowa State.....	L.....	78-104
J22..... at TCU.....	L.....	71-86
J27..... (2) Baylor.....	L.....	53-74
J30..... at Kansas.....	L.....	79-88
F2..... (12) Texas.....	L.....	56-66
F6..... at Oklahoma State.....	L.....	74-84
F10..... Kansas State.....	L.....	75-83
F13..... Kansas.....	W.....	78-67
F16..... at (1) Baylor.....	L.....	53-87
F20..... (20) Iowa State.....	L.....	70-91
F23..... at West Virginia.....	W.....	80-69
F25..... Oklahoma State.....	W.....	75-66
M2..... TCU.....	L.....	63-76
M5..... at Texas Tech.....	L.....	82-88
M8..... 3-vs. Texas Tech.....	L.....	84-104

- 1 - Junkanoo Jam (Bimini, Bahamas)
- 2 - SEC/Big 12 Challenge (Auburn, Ala.)
- 3 - Big 12 Championship (Oklahoma City)



» The 2017-18 Sooners earned the program's 19th consecutive NCAA tournament appearance.

SOONER COACHES



» YEAR-BY-YEAR COACHING RECORDS

Year	Coach	Overall			Conference			Finish	Postseason
		W	L	Pct	W	L	Pct		
1974-75	Amy Dahl	2	14	.125	-	-	-		
1975-76	Cathie Schweitzer	3	14	.176	-	-	-		
1976-77	Cathie Schweitzer	4	20	.167	-	-	-		
1977-78	Cathie Schweitzer	20	12	.625	-	-	-		
1978-79	Doyle Parrack	13	16	.448	-	-	-		
1979-80	Doyle Parrack	17	16	.515	-	-	-		
1980-81	Maura McHugh	21	11	.656	-	-	-		
1981-82	Maura McHugh	17	14	.548	-	-	-		
1982-83	Maura McHugh	17	11	.607	7	7	.500	4th	
1983-84	Maura McHugh	22	10	.688	8	6	.571	3rd	WNIT (1-2)
1984-85	Maura McHugh	23	7	.767	10	4	.714	2nd	
1985-86	Maura McHugh	24	7	.774	10	4	.714	1st	NCAA Sweet 16 (2-1)
1986-87	Maura McHugh	18	10	.643	6	7	.462	t5th	
1987-88	Valerie Goodwin-Colbert	14	13	.519	7	7	.500	5th	
1988-89	Valerie Goodwin-Colbert	11	16	.407	4	10	.286	8th	
1989-90	Valerie Goodwin-Colbert	7	22	.241	2	12	.143	t7th	
1990-91	Gary Hudson	10	18	.357	4	9	.308	7th	
1991-92	Gary Hudson	17	12	.586	7	7	.500	4th	
1992-93	Gary Hudson	12	15	.444	6	8	.429	6th	
1993-94	Burl Plunkett	18	12	.600	7	7	.500	5th	WNIT Champions (3-0)
1994-95	Burl Plunkett	22	9	.710	11	3	.786	2nd	NCAA Second Round (1-1)
1995-96	Burl Plunkett	12	15	.444	4	10	.286	7th	
1996-97	Sherri Coale	5	22	.185	1	15	.063	12th	
1997-98	Sherri Coale	8	19	.296	4	12	.250	9th	
1998-99	Sherri Coale	15	14	.517	8	8	.500	t5th	WNIT Second Round (1-1)
1999-00	Sherri Coale	25	8	.758	13	3	.813	1st	NCAA Sweet 16 (2-1)
2000-01	Sherri Coale	28	6	.824	15	1	.938	1st	NCAA Sweet 16 (2-1)
2001-02	Sherri Coale	32	4	.889	14	2	.875	1st	NCAA Runner-Up (5-1)
2002-03	Sherri Coale	19	13	.594	9	7	.563	t5th	NCAA First Round (0-1)
2003-04	Sherri Coale	24	9	.727	9	7	.563	6th	NCAA Second Round (1-1)
2004-05	Sherri Coale	17	13	.567	8	8	.500	t6th	NCAA First Round (0-1)
2005-06	Sherri Coale	31	5	.861	16	0	1.000	1st	NCAA Sweet 16 (2-1)
2006-07	Sherri Coale	28	5	.848	13	3	.813	t1st	NCAA Sweet 16 (2-1)
2007-08	Sherri Coale	22	9	.710	11	5	.688	t3rd	NCAA Second Round (1-1)
2008-09	Sherri Coale	32	5	.865	15	1	.938	1st	NCAA Final Four (4-1)
2009-10	Sherri Coale	27	11	.711	11	5	.688	t2nd	NCAA Final Four (4-1)
2010-11	Sherri Coale	23	12	.657	10	6	.625	t3rd	NCAA Sweet 16 (2-1)
2011-12	Sherri Coale	21	13	.618	11	7	.611	t2nd	NCAA Second Round (1-1)
2012-13	Sherri Coale	24	11	.686	11	7	.611	t2nd	NCAA Sweet 16 (2-1)
2013-14	Sherri Coale	18	15	.545	9	9	.500	t5th	NCAA First Round (0-1)
2014-15	Sherri Coale	21	12	.636	13	5	.722	2nd	NCAA Second Round (1-1)
2015-16	Sherri Coale	22	11	.667	11	7	.611	t4th	NCAA Second Round (1-1)
2016-17	Sherri Coale	23	10	.697	13	5	.722	3rd	NCAA Second Round (1-1)
2017-18	Sherri Coale	16	15	.516	11	7	.611	t3rd	NCAA First Round (0-1)
2018-19	Sherri Coale	8	22	.267	4	14	.222	t8th	
TOTAL	8 Head Coaches	813	558	.593	333	245	.576	24 Postseason Appearances	

» CAREER COACHING RECORDS

Coach	Seasons	Years	Overall			Conference		
			W	L	PCT	W	L	PCT
Coale	1997-Present	23	489	264	.649	240	144	.625
McHugh	1981-87	7	142	70	.670	41	28	.594
Plunkett	1994-96	3	52	36	.591	22	20	.524
Parrack	1979-80	2	30	32	.484	-	-	-
Hudson	1991-93	3	39	45	.464	17	24	.415
Goodwin-Colbert	1988-90	3	32	51	.386	13	29	.310
Schweitzer	1976-78	3	27	46	.370	-	-	-
Dahl	1975	1	2	14	.125	-	-	-



NON-CONFERENCE EVENTS

» ARKANSAS CLASSIC

Jonesboro, Ark.

1992-93
vs. Mercer W 69-60

» BASKETBALL TRAVELERS INVITATIONAL

Norman, Okla.

2010-11
vs. UT-Pan American..... W116-66
vs. Gardner Webb..... W84-75
vs. Prairie View A&M..... W78-55

» BERTHA TEAGUE CLASSIC

1994-95 (Stillwater, Okla.)
vs. Rice W 89-59
vs. Minnesota..... W 74-64

1995-96 (Norman, Okla.)
vs. Oral Roberts..... W63-40
vs. Grambling State..... W100-66

1996-97 (Stillwater, Okla.)
vs. Oral Roberts..... W 62-50
vs. Southern Utah..... L 63-64

1998-99 (Norman, Okla.)
vs. Denver W 80-52
vs. Stephen F. Austin W91-72

1999-90 (Norman, Okla.)
vs. Oral Roberts..... W83-66
vs. Tulsa W 93-70

2000-01 (Tulsa, Okla.)
vs. Tulsa W 80-49
vs. Oral Roberts..... W87-56

2001-02 (Stillwater, Okla.)
vs. Oral Roberts..... W73-38
vs. Tulsa W 75-52

2002-03 (Tulsa, Okla.)
at Tulsa..... W65-61
vs. Oral Roberts..... W 70-42

2003-04 (Oklahoma City, Okla.)
vs. Oral Roberts..... W90-48

2004-05 (Tulsa, Okla.)
vs. Tulsa L59-67

2005-06 (Stillwater, Okla.)
vs. Oral Roberts..... W107-76

» BASKETBALL BY THE BAY

San Jose, Calif.

2008-09
vs. Cal State Bakersfield.. W... 105-84
vs. California W 86-75

» BIG 12/ACC CHALLENGE

2000-01
at North Carolina..... W94-77



» At the Basketball By the Bay event in 2008, Oklahoma rallied from 26 points down to defeat California, 86-75, in San Jose, Calif. The comeback ranked as the second-largest deficit overcome in NCAA Division I history.

» BIG 12/SEC CHALLENGE

2003-04
vs. Tennessee L55-71

2014-15 (Little Rock, Ark.)
vs. Arkansas L64-71

2015-16 (Oklahoma City, Okla.)
vs. Texas A&M..... L68-78

2016-17
at Kentucky..... L68-82

2017-18
Florida L 61-80

2018-19
at Auburn L79-95

» BOWLING GREEN INVITATIONAL

Bowling Green, Ky.

1985-86
vs. Middle Tennessee W83-75
vs. Western Kentucky W89-81

» BYU TOURNAMENT

Provo, Utah

1989-90
vs. Montana State L80-86
at BYU L77-108

» CANCUN CLASSIC

Cancun, Mexico

1998-99
vs. UAB..... L61-62
vs. Coppin State W103-74

» CAPITOL CLASSIC

Washington, D.C.

1993-94
vs. Illinois State..... W 69-56
at George Washington.... L 74-88

» CARDINAL CLASSIC

Stanford, Calif.

1987-88
vs. Simon Fraser W83-66
at Stanford..... L 66-91

» CARIBBEAN CLASSIC

Cancun, Mexico

2007-08
vs. Arizona State W69-57
vs. Mississippi State..... W87-73

NON-CONFERENCE EVENTS



» COACHES VS. CANCER CLASSIC

Madison, Wis.

2000-01

vs. GeorgiaL..... 70-94
at WisconsinL..... 77-97

» DIAL CLASSIC

Pullman, Wash.

1994-95

vs. UtahW..... 72-68
at Washington StateW..... 85-79

» DOMINO'S CLASSIC

College Station, Texas

1990-91

vs. Washington StateL..... 50-84
vs. Eastern WashingtonW..... 82-71

» DUEL IN THE DESERT

Las Vegas, Nev.

2011-12

vs. OhioW..... 89-57
vs. SyracuseW..... 82-63
vs. XavierW..... 73-51

» ESPNU INVITATIONAL

Tampa, Fla.

2007-08

vs. TennesseeL..... 67-70

» HAWAII REGENT CLASSIC

Honolulu, Hawaii

1999-00

vs. ArizonaL..... 59-75
vs. HawaiiW..... 67-53
vs. Tennessee TechL..... 64-74

» HOLIDAY CLASSIC

Norman, Okla.

1993-94

vs. MichiganW..... 96-88
vs. SouthernW..... 100-72

» JUNKANOO JAM

1995-96 (Nassau, Bahamas)

vs. AlabamaL..... 62-71
vs. VCUW..... 84-52

2004-05 (Grand Bahama Island)

vs. AkronW..... 88-40
vs. IowaL..... 47-54

2015-16 (Freeport, Bahamas)

vs. UtahW..... 70-55
vs. Boston CollegeW..... 76-61

2018-19 (Bimini, Bahamas)

vs. UABL..... 84-89
vs. ClemsonL..... 62-74

» LADY AGGIE CLASSIC

College Station, Texas

1979-80

vs. McNeese StateL..... 46-61
vs. BaylorW..... 66-48
vs. MemphisL..... 53-54
vs. Texas A&ML..... 53-71
vs. SW Missouri StateW..... 68-66

» LMU THANKSGIVING CLASSIC

Los Angeles, Calif.

1997-98

at Loyola MarymountW..... 63-55
vs. North CarolinaL..... 61-68

» MIAMI NEW YEAR'S CLASSIC

Miami, Fla.

1984-85

vs. New HampshireW..... 73-42
vs. RutgersL..... 72-80
vs. St. Joseph'sL..... 75-76

1985-86

vs. DaytonW..... 64-46
vs. James MadisonW..... 57-55
vs. La SalleW..... 71-68

» NEW MEXICO STATE TOURNAMENT

Las Cruces, N.M.

1977-78

at New Mexico StateW..... 71-61
at New Mexico StateL..... 61-77
vs. New MexicoW..... 75-74

1986-87

vs. UTSAW..... 67-53
vs. New Mexico StateW..... 80-71

» NIKE CLASSIC

Eugene, Ore.

2004-05

vs. Louisiana TechW..... 86-59

» NORTH TEXAS TOURNAMENT

Denton, Texas

1978-79

at North TexasL..... 62-80
vs. Texas A&ML..... 49-58

1980-81

at North TexasW..... 84-53
vs. Texas SouthernL..... 72-80

» ODWALLA CLASSIC

San Francisco, Calif.

2005-06

vs. IowaW..... 85-68
at San FranciscoW..... 53-51

» ORANGE BOWL CLASSIC

Miami, Fla.

1992-93

vs. Texas TechL..... 56-93
vs. Old DominionL..... 54-60
vs. BucknellW..... 84-60

» PARADISE JAM CLASSIC

St. Thomas, U.S. V.I.

2009-10

vs. South CarolinaW..... 75-67

2014-15

vs. South FloridaL..... 68-83
vs. KentuckyL (OT) .. 88-92
vs. IllinoisW (2OT) .. 78-76

» PEPPERDINE INVITATIONAL

Malibu, Calif.

2003-04

vs. SienaW..... 85-70
at PepperdineW..... 95-77

» PUERTO RICO CLASSIC

Las Vegas, Nev.

2016-17

vs. XavierW..... 81-69
vs. CaliforniaL..... 74-82
vs. Portland StateW..... 74-60

» PHILLIPS TOURNAMENT

Enid, Okla.

1977-78

vs. TulsaW..... 95-52
at PhillipsL..... 75-84

» PHOENIX CLASSIC

Enid, Okla.

1989-90

vs. Eastern IllinoisL..... 88-110
vs. Northern IowaW..... 78-76

» PK80 INVITATIONAL

Eugene, Ore.

2017-18

at OregonL..... 74-92

» PRESEASON WNIT

1994-95

at MontanaL..... 64-76

2005-06

Wisconsin-MilwaukeeW..... 89-57
SMUW..... 80-43
at New MexicoW..... 74-63
at ConnecticutL..... 62-82

2008-09

UC-RiversideW..... 88-57
Middle TennesseeW..... 85-65
Arizona StateW..... 70-57
North CarolinaL..... 79-80



NON-CONFERENCE EVENTS



» Oklahoma participated in the PK80 Invitational last season, a one-time event honoring Nike founder Phil Knight. The Sooners were one of four teams to play in the event, taking on Oregon in Eugene, Ore.

2013-14

Stetson..... W 78-60
Wichita State..... W 89-70
Gonzaga..... W 82-78
Louisville..... L (OT).. 92-97

» RAINBOW WAHINE CLASSIC Honolulu, Hawaii

1987-88

vs. Penn State L 63-86
vs. California L 66-81
vs. Northern Arizona..... L 47-68

1991-92

at Hawaii..... L 82-95
vs. Howard W 81-61

2002-03

vs. Fordham..... W 90-62
vs. North Carolina W 66-63
vs. Connecticut L 60-73

2012-13

vs. Arkansas..... W 73-70
vs. Oregon..... W 100-61
at Hawaii..... W 74-49

» REDSTORM CHRISTMAS INVITE Jamaica, N.Y.

1996-97

vs. Memphis..... L 65-71
vs. Northeastern..... W 76-54

» SHOCKER CLASSIC Wichita, Kan.

1976-77

at Wichita State..... L 58-70
vs. Simpson..... W 88-69
vs. Colorado State L 56-59

» SOONER THANKSGIVING CLASSIC Norman, Okla.

1989-90

Sam Houston State..... L 86-90
Arkansas State..... W 102-73

» STATE FARM TIP-OFF CLASSIC

2001-02 (Durham, N.C.)

vs. Purdue W 80-75

2002-03 (Knoxville, Tenn.)

at Tennessee L 68-94

2007-08 (Chapel Hill, N.C.)

vs. Maryland..... L 66-76

» SOUTHWEST MISSOURI STATE TOURNAMENT Springfield, Mo.

1978-79

vs. NW Missouri State L 44-74
vs. Wichita State W 61-50
vs. Texas A&M..... L 45-52

1979-80

vs. Wichita State W 62-56
vs. Omaha W 67-40
vs. Southern Illinois..... W 58-46

» UTSA CLASSIC San Antonio, Texas

1997-98

vs. Stephen F. Austin L 58-82
at UTSA..... W 66-53

» VANDERBILT INVITATIONAL Nashville, Tenn.

2011-12

vs. Liberty..... W 76-45
at Vanderbilt..... W 66-78

» WAKIKI BEACH MARRIOTT CLASSIC Honolulu, Hawaii

2006-07

vs. Eastern Kentucky..... W 92-79
at Hawaii..... W 76-56

» WASHINGTON TOURNAMENT Seattle, Wash.

1986-87

vs. Notre Dame W 57-54
at Washington L 64-83

» WASHINGTON STATE TOURNAMENT Pullman, Wash.

1983-84

vs. Southern Illinois..... L 62-82
vs. Portland State..... W 85-67

» WOMEN'S HOLIDAY SHOWCASE Uncasville, Conn.

2017-18

vs. Connecticut L 64-88

RECORD BY CONFERENCE



AMERICA EAST (2-0)	W	L	BIG SOUTH (3-0)	W	L	MISSOURI VALLEY (12-7)	W	L	SOUTHLAND (18-6)	W	L
Hartford	1	0	Gardner-Webb	1	0	Bradley	2	0	Abilene Christian	1	0
New Hampshire	1	0	Liberty	1	0	Drake	0	3	Central Arkansas	2	0
			Winthrop	1	0	Illinois State	3	0	Lamar	2	0
AMERICAN ATHLETIC (51-30)	W	L	BIG TEN (41-35)	W	L	Missouri State	4	3	McNeese State	2	1
Connecticut	0	12	Illinois	3	1	Northern Iowa	1	0	Northwestern State	2	0
Houston	2	0	Iowa	1	2	Southern Illinois	2	1	Sam Houston State	3	1
Memphis	0	2	Maryland	0	1				Southeastern Louisiana	1	0
SMU	8	5	Michigan	2	0				Stephen F. Austin	5	4
South Florida	1	2	Michigan State	1	1	MOUNTAIN WEST (17-7)	W	L			
Tulane	1	1	Minnesota	2	0	Colorado State	4	1	SUMMIT (26-16)	W	L
Tulsa	26	2	Nebraska	27	23	Fresno State	1	1	Denver	2	0
Wichita State	13	6	Ohio State	0	4	New Mexico	10	3	Omaha	1	0
			Penn State	1	1	San Diego State	1	1	Oral Roberts	21	15
			Purdue	4	0	UNLV	1	1	South Dakota State	2	1
			Rutgers	0	1						
			Wisconsin	0	1	OHIO VALLEY (7-2)	W	L	SUN BELT (24-8)	W	L
ATLANTIC COAST (8-7)	W	L	BIG WEST (8-2)	W	L	Belmont	1	0	Arkansas State	4	1
Boston College	1	0	Cal State Fullerton	1	0	Eastern Illinois	0	1	Georgia State	1	0
Duke	1	2	Cal State Northridge	1	0	Eastern Kentucky	1	0	Little Rock	6	2
Georgia Tech	1	0	California-Riverside	2	0	SE Missouri State	4	0	Louisiana-Monroe	2	2
Louisville	0	2	Hawaii	3	1	Tennessee Tech	1	1	Texas State	1	0
Notre Dame	2	3	UC Santa Barbara	1	1				UT-Arlington	10	3
Pittsburgh	2	0									
Syracuse	1	0	COLONIAL (3-0)	W	L	PAC-12 (35-54)	W	L	SWAC (16-3)	W	L
			Northeastern	1	0	Arizona	0	2	Arkansas-Pine Bluff	2	0
			James Madison	2	0	Arizona State	2	1	Grambling	1	0
			Louisiana Tech	1	4	California	1	3	Jackson State	1	0
			Middle Tennessee	2	0	Colorado	22	34	Miss. Valley State	0	1
			North Texas	21	3	Oregon	1	1	Prairie View A&M	8	0
			Old Dominion	0	1	Southern California	0	1	Southern	1	1
			Rice	2	0	Stanford	2	5	Texas Southern	3	1
			UTSA	6	0	UCLA	3	3			
			UAB	0	2	Utah	1	0			
			Western Kentucky	2	0	Washington	2	3	WAC (10-2)	W	L
ATLANTIC 10 (6-3)	W	L	C-USA (34-10)	W	L	Washington State	1	1	Cal State Bakersfield	1	0
Dayton	1	0	Louisiana Tech	1	4				New Mexico State	3	2
Fordham	1	0	Middle Tennessee	2	0	PATRIOT (4-0)	W	L	UMKC	1	0
George Washington	0	2	North Texas	21	3	Army	1	0	UTRGV	5	0
La Salle	1	0	Old Dominion	0	1	Boston University	1	0			
St. Joseph's	0	1	Rice	2	0	Bucknell	1	0	WEST COAST (18-3)	W	L
Saint Louis	2	0	UTSA	6	0	Loyola (Md.)	1	0	BYU	5	1
VCU	1	0	UAB	0	2				Gonzaga	2	0
			Western Kentucky	2	0	SOUTHEASTERN (76-76)	W	L	Loyola Marymount	1	1
						Alabama	0	1	Pepperdine	3	1
			IVY (1-0)	W	L	Arkansas	10	7	Portland	1	0
			Yale	1	0	Auburn	0	1	San Diego	4	0
						Florida	0	1	San Francisco	1	0
			HORIZON (3-0)	W	L	Georgia	1	4	UMKC	1	0
			Milwaukee	3	0	Kentucky	1	3			
						Mississippi State	1	0	<i>Includes current Division I teams</i>		
			METRO ATLANTIC (6-1)	W	L	Ole Miss	1	2			
			Fairfield	1	0	Missouri	30	29			
			Marist	4	1	South Carolina	3	0			
			Siena	1	0	Tennessee	1	5			
			Quinnipiac	1	0	Texas A&M	27	21			
						Vanderbilt	1	2			
			MID-AMERICAN (3-0)	W	L						
			Akron	1	0	SOUTHERN (3-1)	W	L			
			Central Michigan	1	0	Chattanooga	0	1			
			Ohio	1	0	Mercer	2	0			
						Samford	1	0			
			MEAC (3-0)	W	L						
			Howard	1	0						
			Md. Eastern Shore	1	0						
			N. Carolina Central	1	0						
			BIG EAST (10-6)	W	L						
Butler	1	0									
Creighton	5	0									
DePaul	1	4									
Marquette	1	0									
St. John's	0	1									
Villanova	1	0									
Xavier	1	1									
			BIG SKY (7-4)	W	L						
Eastern Washington	1	0									
Montana	0	1									
Montana State	2	1									
Northern Arizona	1	1									
Northern Colorado	1	0									
Portland State	1	0									
Sacramento State	1	0									
Southern Utah	0	1									



RECORD BY LOCATION

ARIZONA (1-3)

	W	L
Arizona State	0	1
Northern Arizona	0	1
Marist	1	0
Stanford	0	1

ARKANSAS (6-9)

Arkansas	3	6
Arkansas State	1	1
Little Rock	1	2
Mercer	1	0

BAHAMAS (4-2)

Alabama	0	1
Akron	1	0
Boston College	1	0
Iowa	0	1
Utah	1	0
VCU	1	0

CALIFORNIA (14-11)

California	1	0
Cal State Bakersfield	1	0
Fresno State	0	1
Iowa	1	0
Loyola Marymount	1	1
Pepperdine	2	1
Quinnipiac	1	0
San Diego	2	0
San Diego State	0	1
Siena	1	0
Simon Fraser	1	0
Southern California	0	1
Stanford	0	2
UCLA	1	2
UC Santa Barbara	1	1

COLORADO (10-20)

BYU	1	0
Colorado	6	17
Colorado State	1	0
Denver	1	0
Iowa State	0	1
Kansas	0	1
Oklahoma State	0	1
Pepperdine	1	0

CONNECTICUT (1-5)

Connecticut	0	5
Fairfield	1	0

FLORIDA (6-8)

Boston University	1	0
Bucknell	1	0
Dayton	1	0
Iowa	0	1
James Madison	1	0
La Salle	1	0
Miami (Fla.)	0	2
New Hampshire	1	0
Old Dominion	0	1
Rutgers	0	1
St. Joseph's	0	1
Tennessee	0	1
Texas Tech	0	1

GEORGIA (0-2)

Georgia	0	2
---------	---	---

HAWAII (10-6)

Arizona	0	1
Arkansas	1	0
California	0	1
Connecticut	0	1
Eastern Kentucky	1	0

Fordham	1	0
Hawaii	3	1
Howard	1	0
North Carolina	1	0
Northern Arizona	1	0
Oregon	1	0
Penn State	0	1
Tennessee Tech	0	1

IDAHO (2-0)

Colorado	1	0
Texas Tech	1	0

ILLINOIS (4-2)

Bradley	1	0
DePaul	0	1
Illinois	1	1
Illinois State	1	0
Southern Illinois	1	0

INDIANA (3-1)

BYU	1	0
Illinois State	1	0
Notre Dame	0	1
Purdue	1	0

IOWA (5-15)

Drake	0	1
Georgia Tech	1	0
Iowa State	13	14
Prairie View A&M	1	0

KANSAS (45-48)

Colorado	0	4
Colorado State	0	1
Kansas	16	17
Kansas State	17	14
Missouri	2	3
Nebraska	2	1
Oklahoma State	1	2
Simpson	1	0
Wichita State	4	5

KENTUCKY (3-2)

Middle Tennessee	1	0
Kentucky	0	2
Purdue	1	0
Western Kentucky	1	0

LOUISIANA (3-4)

Louisiana-Monroe	0	1
Louisiana Tech	0	2
Loyola (Md.)	1	0
McNeese State	1	0
Southeastern La.	1	0
Tulane	0	1

MEXICO (2-1)

Arizona State	1	0
Mississippi State	1	0
UAB	0	1

MICHIGAN (1-0)

Michigan State	1	0
----------------	---	---

MINNESOTA (1-0)

Minnesota	1	0
-----------	---	---

MISSISSIPPI (0-1)

Ole Miss	0	1
----------	---	---

MISSOURI (29-34)

Baylor	2	0
Colorado	1	1

Iowa State	2	1
Kansas	2	0
Kansas State	1	2
Louisville	0	1
Missouri	12	18
Missouri State	2	2
Omaha	1	0
NW Missouri State	0	1
Notre Dame	1	0
Oklahoma State	2	2
Saint Louis	1	0
Texas	0	2
Texas A&M	1	4
Wichita State	2	0

MONTANA (1-1)

Montana	0	1
Montana State	1	0

NEBRASKA (10-18)

Colorado	0	1
Creighton	2	0
Iowa State	0	1
Nebraska	8	16

NEVADA (6-1)

California	0	1
Ohio	1	0
Portland State	1	0
Syracuse	1	0
UNLV	1	0
Xavier	2	0

NEW MEXICO (8-2)

New Mexico	5	1
New Mexico State	2	1
UTSA	1	0

NEW YORK (3-2)

Army	1	0
Marist	1	1
Memphis	0	1
Northeastern	1	0

NORTH CAROLINA (2-3)

DePaul	0	1
Duke	0	1
Maryland	0	1
North Carolina	1	0
Purdue	1	0

OHIO (2-3)

Central Michigan	1	0
Notre Dame	0	1
Ole Miss	0	1
Ohio State	0	2
UCLA	1	0

OKLAHOMA (497-219)

Abilene Christian	1	0
Arizona State	1	0
Arkansas	6	2
Arkansas-Little Rock	4	0
Arkansas-Pine Bluff	2	0
Arkansas State	2	0
Baylor	12	13
Belmont	0	1
Bradley	1	0
BYU	1	0
California-Riverside	2	0
Cal State Fullerton	1	0
Cal State Northridge	1	0
Cameron	4	0
Central Arkansas	1	0
Central Michigan	1	0

RECORD BY LOCATION



Central Missouri State	0	1	San Diego	2	0	SMU	3	3
Central Oklahoma	4	5	South Carolina	1	0	Stephen F. Austin	2	3
Colorado	12	10	South Dakota State	1	0	Texas	9	19
Colorado State	2	1	SE Missouri State	3	0	UT-Arlington	4	1
Connecticut	0	2	SE Okla. State	3	2	UTSA	1	0
Creighton	2	0	SMU	4	2	Texas A&M	10	11
Denver	1	0	Stetson	1	0	TCU	8	5
DePaul	1	0	South Florida	1	0	Texas State	1	0
Drake	0	2	Southern	1	0	Texas Southern	1	0
Duke	0	1	Southern Illinois	1	0	Texas Tech	15	13
East Central (Okla.)	3	3	Southern Nazarene	1	1	Washington State	0	1
Eastern New Mexico	1	0	Southern Utah	0	1	West Texas A&M	1	0
Emporia State	1	0	SW Okla. State	2	3	West Virginia	2	0
Florida	0	1	Stanford	2	0			
Fresno State	1	0	Stephen F. Austin	3	1	U.S. VIRGIN ISLANDS (3-3)		
Gardner-Webb	1	0	Tennessee	1	2	Illinois	1	0
George Washington	0	1	Texas	16	10	Kentucky	0	1
Georgia	1	1	Texas A&M	17	5	Notre Dame	0	1
Georgia State	1	0	TCU	14	1	San Diego State	1	0
Gonzaga	1	0	Texas Rio Grande Valley	5	0	South Carolina	1	0
Grambling	1	0	Texas State	1	0	South Florida	0	1
Hartford	1	0	Texas Southern	3	0			
Henderson State	1	0	Texas Tech	18	9	UTAH (1-2)		
Houston	1	0	Tulane	1	0	BYU	1	1
Illinois	2	0	Tulsa	26	2	Montana State	0	1
Iowa State	25	5	UCLA	1	1			
Jackson State	1	0	UNLV	0	1	VIRGINIA (2-1)		
Kansas	19	11	USAO	0	5	Connecticut	0	1
Kansas State	21	9	UT-Arlington	6	2	James Madison	1	0
Lamar	2	0	UTSA	3	0	Miami (Fla.)	1	0
Louisiana-Monroe	2	1	Utah	2	0			
Louisiana Tech	0	1	Vanderbilt	1	1	WASHINGTON (5-3)		
Louisville	0	1	Villanova	1	0	Notre Dame	1	0
Marist	2	0	Washington	1	0	Portland State	1	0
Maryland Eastern Shore	1	0	West Texas A&M	1	0	Southern Illinois	0	1
McNeese State	1	0	West Virginia	4	4	Utah	1	0
Mercer	1	0	Western Illinois	2	0	Washington	1	2
Miami (Fla.)	1	0	Wichita State	7	1	Washington State	1	0
Michigan	2	0						
Michigan State	0	1	OREGON (1-1)			WASHINGTON, D.C. (1-1)		
Middle Tennessee	1	0	Oregon	1	1	George Washington	0	1
Midwestern State	1	0				Illinois State	1	0
Milwaukee	2	0	SOUTH CAROLINA (1-0)					
Minnesota	1	0	South Carolina	1	0	WEST VIRGINIA (1-5)		
Ole Miss	1	0				West Virginia	1	5
Mississippi Valley State	0	1	TENNESSEE (1-4)					
Missouri	16	9	Arizona	0	1	WISCONSIN (2-3)		
UMKC	1	0	Liberty	1	0	Eastern Illinois	0	1
Missouri State	3	1	Tennessee	0	2	Georgia	0	1
Montana State	1	0	Vanderbilt	0	1	Milwaukee	1	0
Nebraska	16	6				Northern Iowa	1	0
New Mexico	4	1	TEXAS (92-85)			Wisconsin	0	1
New Mexico State	0	1	Arkansas State	1	0			
North Carolina	0	1	Baylor	12	13			
North Carolina Central	1	0	California	0	1			
North Texas	12	1	Chattanooga	0	1			
Northeastern State	2	1	Connecticut	0	1			
Northern Colorado	1	0	Colorado	1	1			
Northern Oklahoma	0	2	DePaul	0	1			
Northwestern State	1	0	Drake	1	0			
Northwestern Oklahoma State	2	6	Eastern Washington	1	0			
Ohio State	0	2	Illinois State	1	0			
Oklahoma Baptist	4	0	Iowa State	0	1			
Oklahoma Christian	1	0	Kansas State	1	0			
Oklahoma City	9	0	Lamar	1	0			
Oklahoma State	59	34	Louisiana Tech	0	1			
Oral Roberts	21	15	Marquette	1	0			
Phillips	3	5	McNeese State	0	1			
Pittsburgh	1	0	Memphis	0	1			
Rice	2	0	Midwestern State	1	0			
Sacramento State	1	0	New Mexico State	1	0			
St. Gregory's	0	2	North Texas	9	2			
St. John's	0	1	Penn State	1	0			
Saint Louis	1	0	Pittsburgh	1	0			
Sam Houston State	3	1	Prairie View A&M	3	0			
Samford	1	0	SE Missouri State	1	0			



INDIVIDUAL HONORS

» ALL-AMERICANS

Associated Press

2000 Phylesha Whaley, HM
 2001 Stacey Dales, first team
 2002 Stacey Dales, first team
 2006 Courtney Paris, first team
 2007 Courtney Paris, first team
 2008 Courtney Paris, first team
 2009 Courtney Paris, first team
 Ashley Paris, HM
 Danielle Robinson, HM
 2010 Danielle Robinson, third team
 2011 Danielle Robinson, third team
 2013 Aaryn Ellenberg, HM
 2014 Aaryn Ellenberg, HM

ESPN.com

2006 Courtney Paris, first team
 2007 Courtney Paris, first team
 2008 Courtney Paris, first team
 2009 Courtney Paris, first team

Fast Break

1986 Vickie Green, HM

WBCA Coaches

2000 Phylesha Whaley, HM
 2001 Stacey Dales, first team
 2002 Stacey Dales, first team
 LaNeisha Caufield, HM
 2005 Dionnah Jackson, HM
 2006 Courtney Paris, first team
 2007 Courtney Paris, first team
 2008 Courtney Paris, first team
 2009 Courtney Paris, first team
 2010 Danielle Robinson, first team
 2011 Danielle Robinson, HM
 2014 Aaryn Ellenberg, HM

Real Sports Magazine

2001 LaNeisha Caufield, first team
 Stacey Dales, third team

USBWA

2000 Phylesha Whaley, first team
 2001 Stacey Dales, first team
 2002 Stacey Dales, first team
 2006 Courtney Paris, first team
 2007 Courtney Paris, first team
 2008 Courtney Paris, first team
 2009 Courtney Paris, first team

Women's Basketball Journal

1983 Molly McGuire, second team
 2000 Phylesha Whaley, first team
 2001 Stacey Dales, first team
 LaNeisha Caufield, third team
 2002 Stacey Dales, first team
 LaNeisha Caufield
 2006 Courtney Paris

Wooden All-American

2006 Courtney Paris
 2007 Courtney Paris
 2008 Courtney Paris
 2009 Courtney Paris

Freshman All-American

1984 Mandy Miller, second team
 1999 LaNeisha Caufield, first team

» NATIONAL AWARDS

All-America Coach

1986 Maura McHugh

AP Coach of the Year

2000 Sherri Coale, runner-up

AP Player of the Year

2007 Courtney Paris

Honda Sports Award

2009 Courtney Paris

Wooden Cup

2005 Dionnah Jackson, finalist
 2016 Maddie Manning, semifinalist

U.N. NGO Positive Peace

2011 Sherri Coale and Jan Ross

World Neighbors Dignity Award

2012 Sherri Coale and Jan Ross

Naismith Coach of the Year

2001 Sherri Coale
 2002 Sherri Coale

Naismith Player of the Year

2002 LaNeisha Caufield, finalist
 Stacey Dales, finalist
 2006 Courtney Paris, finalist
 2007 Courtney Paris, finalist
 2008 Courtney Paris, finalist
 2009 Courtney Paris, finalist

Nancy Lieberman Award

2009 Danielle Robinson, finalist
 2010 Danielle Robinson, finalist
 2011 Danielle Robinson, finalist

NCAA Oklahoma Woman of the Year

1997 Jenny Bramer
 2000 Phylesha Whaley
 2002 Stacey Dales

NCAA Woman of the Year

2000 Phylesha Whaley, finalist

USBWA Freshman of the Year

2006 Courtney Paris

Wade Trophy

1983 Molly McGuire, finalist
 2006 Courtney Paris, finalist
 2007 Courtney Paris, finalist
 2008 Courtney Paris, finalist
 2009 Courtney Paris, finalist
 2010 Danielle Robinson, finalist

WBCA Administrator of the Year

2002 Marita Hynes, Associate AD/SWA

WBCA All-Star Challenge

2002 LaNeisha Caufield
 Stacey Dales
 2005 Dionnah Jackson

WBCA All-State Good Works

2013 Whitney Hand

WBCA/ESPN 3-Point Contest

2002 Rosalind Ross

WBCA Coach of the Year

2006 Sherri Coale

WBCA Carol Eckman Award

2013 Jan Ross

WBCA Robin Roberts Communicator Scholarship

2002 Stacey Dales

WBNS All-Freshman Team

2006 Courtney Paris

WBNS All-Defensive Team

2001 LaNeisha Caufield
 2002 LaNeisha Caufield

WBNS Freshman of the Year

2006 Courtney Paris

WBNS Most Underrated

2006 Leah Rush

Women's Basketball Hall of Fame

2016 Sherri Coale

Women's Wooden Award

2006 Courtney Paris, finalist
 2007 Courtney Paris, finalist
 2008 Courtney Paris, finalist
 2009 Courtney Paris, finalist

WBCA Player of the Month

2006 Courtney Paris, December
 Courtney Paris, March
 2007 Courtney Paris, December
 Courtney Paris, February
 Courtney Paris, March
 2009 Courtney Paris, December

» REGIONAL HONORS

WBCA District V Team

1983 Molly McGuire
 1985 Jacquetta Hurlay
 1987 LaTrenda Phillips
 1988 Jo Mosley
 2000 Phylesha Whaley
 2001 Stacey Dales
 2002 LaNeisha Caufield
 Stacey Dales
 2005 Dionnah Jackson
 2006 Courtney Paris
 2007 Courtney Paris
 2008 Courtney Paris
 2009 Courtney Paris
 2010 Danielle Robinson
 2011 Danielle Robinson
 2014 Aaryn Ellenberg

WBCA District V Coach of the Year

1986 Maura McHugh
 2000 Sherri Coale
 2001 Sherri Coale
 2006 Sherri Coale
 2009 Sherri Coale

INDIVIDUAL HONORS



» CONFERENCE HONORS

First Team

Big 12 Conference

- 1998 Phylesha Whaley, So.
- 1999 Phylesha Whaley, Jr.
- 2000 Phylesha Whaley, Sr.
- 2001 Stacey Dales, Jr.
- 2002 Stacey Dales, Sr.
- 2005 Dionnah Jackson, Sr.
- 2006 Courtney Paris, Fr.
- 2007 Courtney Paris, So.
- 2008 Courtney Paris, Jr.
- 2009 Ashley Paris, Sr.
- Courtney Paris, Sr.
- Danielle Robinson, So.
- 2010 Danielle Robinson, Jr.
- Amanda Thompson, Sr.
- Danielle Robinson, Sr.
- 2011 Aaryn Ellenberg, So.
- Whitney Hand, Jr.
- 2013 Aaryn Ellenberg, Jr.
- 2014 Aaryn Ellenberg, Sr.
- 2015 Peyton Little, So.
- 2018 Vionise Pierre-Louis, Sr.

Big Eight Conference

- 1983 Molly McGuire, Sr.
- 1985 Jacquetta Hurley, Jr.
- Vickie Green, Jr.
- LaTrenda Phillips, So.
- 1986 Jacquetta Hurley, Sr.
- LaTrenda Phillips, Jr.
- LaTrenda Phillips, Sr.
- 1987 Jo Mosley, Sr.
- 1989 Tami Rogers, Sr.
- 1996 Pam Pennon, Sr.

Second Team

Big 12 Conference

- 2000 LaNeisha Caufield, So.
- Stacey Dales, So.
- Caton Hill, So.
- 2001 LaNeisha Caufield, Jr.
- 2002 LaNeisha Caufield, Sr.
- 2003 Dionnah Jackson, So.
- Chelsi Welch, Fr.
- 2004 Dionnah Jackson, Jr.
- Maria Villarroel, Sr.
- Leah Rush, Jr.
- 2006 Nyeshia Stevenson, Sr.
- 2010 Joanna McFarland, Sr.
- 2013 Morgan Hook, Sr.
- 2014 Gioya Carter, So.
- Kaylon Williams, Jr.
- 2016 Kaylon Williams, Sr.
- 2017 Peyton Little, Sr.
- Vionise Pierre-Louis, Sr.
- 2018 Gabbi Ortiz, Sr.
- 2019 Ana Llanusa, So.

Big Eight Conference

- 1984 Lynn McCurdy, Sr.
- 1986 Vickie Green, Sr.
- 1988 Jo Mosley, Jr.
- 1989 Erika Notzke, Sr.
- 1991 Carin Stites, Jr.
- 1992 Carin Stites, Sr.
- 1994 Angi Guffy, Jr.
- Etta Maytubby, So.
- 1995 Pam Pennon, Jr.
- Mandy Wade, Sr.



» Sherri Coale is a four-time Big 12 Coach of the Year and was inducted into the Women's Basketball Hall of Fame in 2016.

Third Team

Big 12 Conference

- 2002 Caton Hill, Jr.
- Rosalind Ross, Sr.

Honorable Mention

Big 12 Conference

- 1997 Phylesha Whaley, Fr.
- 1999 LaNeisha Caufield, Sr.
- Stacey Dales, Sr.
- Caton Hill, Sr.
- 2004 Britney Brown, Jr.
- 2006 Erin Higgins, Jr.
- Chelsi Welch, Jr.
- 2007 Erin Higgins, Sr.
- Leah Rush, Sr.
- Chelsi Welch, Sr.
- 2008 Ashley Paris, Jr.
- Danielle Robinson, Fr.
- 2009 Whitney Hand, Fr.
- Aaryn Ellenberg, Fr.
- 2011 Nicole Griffin, Jr.
- 2013 Morgan Hook, Jr.
- 2014 Sharane Campbell, Jr.
- Nicole Griffin, Sr.
- 2015 Sharane Campbell-Olds, Sr.
- 2016 Peyton Little, Jr.
- 2017 Maddie Manning, Sr.
- Gabbi Ortiz, Jr.
- 2018 Ana Llanusa, Fr.
- Maddie Manning, Gr.
- Shaina Pellington, Fr.

Big Eight Conference

- 1983 Lynn McCurdy, Jr.
- 1985 Lisa Allison, So.
- 1986 Lisa Allison, Jr.
- Viki Streets, Sr.
- 1988 Margaret McKeon, So.
- 1992 Angi Guffy, Fr.
- 1995 Angi Guffy, Sr.
- Etta Maytubby, Jr.
- 1996 LaNae Jones, Sr.

Player of the Year

Big 12 Conference

- 2000 Phylesha Whaley, Fr.
- 2001 Stacey Dales, Jr.
- 2002 Stacey Dales, Sr.
- 2007 Courtney Paris, So.
- 2008 Courtney Paris, Jr.
- 2009 Courtney Paris, Sr.

Big Eight Conference

- 1983 Molly McGuire, 1983

Newcomer of the Year

- 1996 Yolanda Anderson, Jr.
- 2013 Portia Durrett, Jr.*
- 2015 Peyton Little, So.

* Co-newcomer of the year

Coach of the Year

Big 12 Conference

- 2000 Sherri Coale
- 2001 Sherri Coale
- 2006 Sherri Coale
- 2009 Sherri Coale

Sportsperson of the Year

- 2009 Ashley Paris

Defensive Player of the Year

- 2006 co-Courtney Paris, Fr.
- 2007 Courtney Paris, So.
- 2008 Courtney Paris, Jr.

All-Defensive Team

- 2006 Courtney Paris, Fr.
- 2007 Courtney Paris, So.
- 2008 Courtney Paris, Jr.
- Danielle Robinson, Fr.
- 2009 Courtney Paris, Sr.
- Danielle Robinson, So.
- 2010 Danielle Robinson, Jr.
- 2011 Aaryn Ellenberg, Fr.
- 2014 Sharane Campbell, Jr.

Freshman of the Year

- 1999 LaNeisha Caufield
- 2003 Chelsi Welch
- 2006 Courtney Paris
- 2008 Danielle Robinson
- 2009 Whitney Hand
- 2015 Gabbi Ortiz
- 2018 Shaina Pellington

All-Freshman Team

- 2006 Courtney Paris
- 2007 Amanda Thompson
- 2008 Danielle Robinson
- 2009 Whitney Hand
- 2011 Aaryn Ellenberg
- 2012 Sharane Campbell
- 2015 Gabbi Ortiz



INDIVIDUAL HONORS



» A four-time All-Big 12 selection, Danielle Robinson was named to the 2010 Final Four All-Tournament Team.

- 2017 Chelsea Dungee
- 2018 Ana Llanusa
Shaina Pellington
- 2019 Taylor Robertson

Sixth Man of the Year

- 2009 Nyeshia Stevenson
- 2012 Sharane Campbell
- 2016 Vionise Pierre-Louis

All-Tournament Team

- 2001 Stacey Dales
Rosalind Ross
- 2002 Stacey Dales, MVP
Dionnah Jackson
- 2004 Dionnah Jackson, MVP
Caton Hill
Maria Villarroel
- 2006 Courtney Paris, MVP
Erin Higgins
- 2007 Courtney Paris, MVP
Jenna Plumley
Leah Rush
- 2009 Courtney Paris
- 2010 Danielle Robinson
Amanda Thompson
- 2011 Danielle Robinson
- 2012 Whitney Hand

Big Eight Conference

- 1978 Joyce Parker
- 1980 Molly McGuire
- 1981 Erin Schreiber, second team
- 1982 Molly McGuire
Ladanah Sanders
- 1985 Jacquetta Hurley
- 1986 Vickie Green
- 1990 Angie Alexander
- 1992 Angi Guffy
- 1993 Angi Guffy
- 1995 Mandy Wade

» NATIONAL TEAMS

Olympic Games

- 2000 Stacey Dales (Canada)

Junior World University Games

- 2001 Sherri Coale (asst. coach/bronze)

Senior National Team

- 2007 Courtney Paris
- 2008 Courtney Paris

Junior National Team

- 1992 Etta Maytubby
- 2004 Courtney Paris (gold)

Junior National Team Trials

- 2004 Courtney Paris
Ashley Paris

Pan American Games

- 1999 Stacey Dales (Canada)

R. Williams Jones Cup Trial

- 2000 LaNeisha Caufield

U.S. Olympic Festival

- 1989 Kelli Epps

FIBA U19 World Cup

- 2005 Courtney Paris (gold)
- 2015 Gabbi Ortiz (gold)
- 2017 Shaina Pellington (bronze)

USA U19 World Cup Trials

- 2007 Danielle Robinson
- 2011 Aaryn Ellenberg

FIBA U20 World Cup

- 2006 Courtney Paris (gold)

USA U20 World Cup Trials

- 2006 Ashley Paris
Courtney Paris
Amanda Thompson

FIBA U21 World Cup

- 2007 Courtney Paris

USA U21 World Cup Trials

- 2007 Ashley Paris
Courtney Paris

World University Games

- 2001 Caton Hill
- 2003 Chelsi Welch
- 2009 Danielle Robinson
- 2013 Aaryn Ellenberg
Sherri Coale (head coach)

World University Games Trials

- 1999 LaNeisha Caufield
- 2001 LaNeisha Caufield
Caton Hill
- 2005 Leah Rush
- 2009 Danielle Robinson
Whitney Hand
- 2013 Aaryn Ellenberg

» ALL-TOURNAMENT TEAMS

Final Four All-Tournament Teams

- 2002 Stacey Dales
- 2010 Danielle Robinson

NCAA Regional All-Tournament Teams

- 2002 Stacey Dales, MVP
LaNeisha Caufield
Caton Hill
- 2006 Courtney Paris
- 2007 Courtney Paris
- 2009 Courtney Paris, MOP
Whitney Hand
Danielle Robinson
Nyeshia Stevenson, MOP
- 2010 Danielle Robinson
Amanda Thompson
- 2011 Danielle Robinson

WNIT All-Tournament Teams

- 1984 Etta Maytubby

INDIVIDUAL HONORS



» ACADEMIC HONORS

CosIDA Academic Team Member of the Year

2002 Stacey Dales

CosIDA Academic All-America

1986 Lisa Allison, HM
 1990 Tami Rogers, HM
 2001 Stacey Dales, Second Team
 2002 Stacey Dales, First Team
 2003 Theresa Jantzen, First Team
 2004 Caton Hill, Third Team
 2011 Danielle Robinson, Second Team

CosIDA Academic All-District

1986 Lisa Allison
 1990 Tami Rogers
 2001 Stacey Dales
 2002 Stacey Dales
 Caton Hill
 2004 Caton Hill
 2006 Erin Higgins, First Team
 Leah Rush, Second Team
 Chelsi Welch, Second Team
 2008 Ashley Paris, First Team
 2009 Danielle Robinson, First Team
 2011 Danielle Robinson, First Team
 Joanna McFarland, Second Team
 2012 Whitney Hand, First Team
 2013 Whitney Hand, First Team
 2018 Gabbi Ortiz, Second Team

Academic All-Conference

Big 12 Conference

1997 Jenny Bramer First Team
 Shonika Breedlove First Team
 Shontell Brown First Team
 Suzanne Kern HM
 Roxanne Long First Team
 Phylesha Whaley First Team
 Michelle Workman First Team
 1998 Shonika Breedlove First Team
 Sunny Hardeman First Team
 Roxanne Long First Team
 Desiree Taylor First Team
 Kelley Workman First Team
 Michelle Workman HM
 1999 LaNeisha Caufield First Team
 Jennifer Cunningham First Team
 Stacey Dales First Team
 Sunny Hardeman HM
 Desiree Taylor First Team
 Michelle Workman First Team
 2000 Jennifer Cunningham First Team
 Stacey Dales First Team
 Shannon Selmon First Team
 Desiree Taylor First Team
 Phylesha Whaley First Team
 2001 Jennifer Cunningham First Team
 Stacey Dales First Team
 Caton Hill First Team
 Shannon Selmon First Team
 Desiree Taylor First Team
 2002 Jen Cunningham First Team
 Stacey Dales First Team

Caton Hill First Team
 Stephanie Luce First Team
 Kate Scott First Team
 Stephanie Simon First Team
 Jamie Talbert First Team
 2003 Stephanie Luce First Team
 T. Schuknetct First Team
 Kate Scott First Team
 Lauren Shoush First Team
 Stephanie Simon First Team
 2004 Laura Andrews Second Team
 Erin Higgins Second Team
 Caton Hill First Team
 Lauren Shoush First Team
 A. Wadsworth First Team
 2005 Laura Andrews First Team
 Erin Higgins Second Team
 Becky Preston First Team
 Leah Rush Second Team
 Krista Sanchez Second Team
 Lauren Shoush First Team
 A. Wadsworth First Team
 Chelsi Welch First Team
 2006 Laura Andrews Second Team
 Erin Higgins First Team
 Kendra Moore Second Team
 Becky Preston First Team
 Leah Rush Second Team
 Krista Sanchez First Team
 Chelsi Welch First Team
 2007 Erin Higgins First Team
 Leah Rush First Team
 Ashley Paris First Team
 Chelsi Welch First Team
 Kendra Moore Second Team
 2008 Ashley Paris First Team
 Courtney Paris Second Team
 2009 Rose Hammond First Team
 Ashley Paris First Team
 Courtney Paris Second Team
 Danielle Robinson First Team
 Amanda Thompson First Team
 Carolyn Winchester First Team
 2010 Jasmine Hartman Second Team
 Whitney Hand Second Team
 Danielle Robinson First Team
 Lauren Willis Second Team
 2011 Whitney Hand First Team
 Jasmine Hartman First Team
 Joanna McFarland First Team
 Danielle Robinson First Team
 Carlee Roethlisberger Second Team
 Lauren Willis First Team
 2012 Whitney Hand First Team
 Joanna McFarland First Team
 2013 Sharane Campbell First Team
 Nicole Griffin First Team
 Whitney Hand First Team
 Jasmine Hartman First Team
 Joanna McFarland First Team
 2014 Nicole Griffin First Team
 Morgan Hook First Team
 Nicole Kornet First Team
 2015 Sharane Campbell First Team
 T'ona Edwards Second Team
 Nicole Kornet First Team
 Peyton Little Second Team


Maddie Manning First Team
 Whitney Ritchie Second Team
 Derica Wyatt First Team
 2016 T'ona Edwards First Team
 Shaya Kellogg First Team
 Peyton Little Second Team
 Maddie Manning First Team
 Gabbi Ortiz First Team
 Vionise Pierre-Louis First Team
 McKenna Treece First Team
 LaNesia Williams First Team
 Derica Wyatt First Team
 2017 Shaya Kellogg First Team
 Peyton Little Second Team
 Maddie Manning First Team
 Gabbi Ortiz First Team
 Vionise Pierre-Louis First Team
 LaNesia Williams First Team
 McKenna Treece Second Team
 2018 Maddie Manning First Team
 Ijeoma Odimgbe Second Team
 Gabbi Ortiz First Team
 Gileysa Penzo Second Team
 Vionise Pierre-Louis First Team
 McKenna Treece Second Team
 LaNesia Williams First Team
 2019 Mandy Simpson First Team
 Gileysa Penzo Second Team

Big Eight Conference

1985 Lisa Allison
 1986 Lisa Allison
 1987 Lisa Allison
 1988 Lee Brock
 1989 Tami Rogers
 1990 Tami Rogers
 1992 Amanda Hopkins
 1993 Angi Guffy
 1994 Sheri Black
 Angi Guffy
 1995 Sheri Black
 Angi Guffy
 LaNae Jones
 Sharee Mitchum
 1996 Roxanne Long



SOONERS IN THE WNBA



DANIELLE ROBINSON
TWO-TIME WNBA ALL-STAR



COURTNEY PARIS
2018 WNBA CHAMPION

Here's your shot. If you want to make a name for yourself as an elite player, you come to the University of Oklahoma. The Sooners have littered the draft board in recent seasons, no more evident than in 2010 when the entire senior class was selected by teams.



Want a chance? Oklahoma players are respected by the league's coaches. When it comes time to pick the final members of their teams, they choose players with leadership and character on and off the court.

First-Round Draft Picks

Oklahoma is No. 1 among Big 12 Conference teams with six first-round WNBA picks. The latest of those was Danielle Robinson, who was selected sixth overall in 2011 by the San Antonio Stars. OU has had six players — Stacey Dales, Rosalind Ross, LaNeisha Caufield, Dionnah Jackson, Courtney Paris and Robinson — taken in the first round of the draft since the league's inception.

14 WNBA Draft Picks

A total of 14 Sooners — Caufield, Dales, Whitney Hand, Jackson, Abi Olajuwon, Ashley Paris, Courtney Paris, Robinson, Ross, Leah Rush, Nyeshia Stevenson, Amanda Thompson, Maria Villarroel and Phylesha Whaley — have been drafted into the league.

» OKLAHOMA'S WNBA DRAFT HISTORY

Year	Name	Pos.	Team	Round	Pick
2000	Phylesha Whaley	F	Minnesota	3rd	38th
2002	Stacey Dales	G	Washington	1st	3rd
2002	LaNeisha Caufield	G	Utah	1st	13th
2002	Rosalind Ross	G	Los Angeles	1st	16th
2005	Dionnah Jackson	G	Detroit	1st	13th
2005	Maria Villarroel	F	Phoenix	3rd	27th
2007	Leah Rush	F	Phoenix	3rd	28th
2009	Courtney Paris	C	Sacramento	1st	7th
2009	Ashley Paris	F	Los Angeles	2nd	22nd
2010	Amanda Thompson	F	Tulsa	2nd	16th
2010	Abi Olajuwon	C	Chicago	3rd	28th
2010	Nyeshia Stevenson	F	Phoenix	3rd	36th
2011	Danielle Robinson	G	San Antonio	1st	6th
2013	Whitney Hand	G	San Antonio	3rd	32nd



21

STACEY DALES
JERSEY HONORED NOV. 21, 2014

- ▶ Played in 1998-99, 1999-00, 2000-01 and 2001-02 seasons
- ▶ Two-time AP All-American
- ▶ Two-time Big 12 Player of the Year
- ▶ Two-time All-Big 12 First Team selection (2001 and 2002)
- ▶ Two-time CoSIDA Academic All-American
- ▶ Guided Oklahoma to the Big 12 regular season titles in 2000, 2001 and 2002
- ▶ Led the Sooners to their first Final Four appearance in 2002, helping OU advance to the national title game
- ▶ Holds OU career record for assists (764)
- ▶ Ranks third in school history in double-figure scoring games (104), fourth in games played (133), fifth in steals (250) and seventh in points scored (1,920)
- ▶ Set school record with 248 assists in 2000-01 season
- ▶ Was a member of Canada's 2000 Olympics women's basketball squad
- ▶ Third overall pick by the Washington Mystics in the 2002 WNBA Draft, becoming the highest draft pick in school history

SEASON	G	FG-FGA	PCT	3G-A	PCT	FT-FTA	PCT	REBS	AVG	PTS	AVG
1998-99	29	129-331	.330	24-77	.312	64-97	.660	220	6.9	346	11.9
1999-00	33	153-371	.412	43-122	.352	71-115	.617	168	5.1	420	12.7
2000-01	34	208-439	.476	28-86	.326	97-147	.660	172	5.1	543	16.0
2001-02	36	228-479	.444	41-106	.386	114-145	.786	180	5.0	611	17.0
TOTALS	132	718-1620	.443	136-391	.348	346-504	.687	721	5.5	1920	14.5

3

COURTNEY PARIS
JERSEY HONORED NOV. 10, 2017

- ▶ Played in 2005-06, 2006-07, 2007-08 and 2008-09 seasons
- ▶ First four-time AP All-American in women's college basketball history
- ▶ Three-time Big 12 Player of the Year (2007, 2008, 2009)
- ▶ 2007 AP Player of the Year
- ▶ 2006 Big 12 Freshman of the Year
- ▶ Guided Oklahoma to the Big 12 regular season titles in 2006, 2007 and 2009
- ▶ Led the Sooners to their second Final Four appearance in 2009
- ▶ Holds 20 NCAA and 69 OU records
- ▶ Became the first collegiate player regardless of gender to record 2,500 career points and 2,000 career rebounds
- ▶ Set NCAA record with 112 straight games with a double-double
- ▶ Three-time Big 12 Defensive Player of the Year
- ▶ No. 7 overall pick by the Sacramento Monarchs in the 2009 WNBA Draft

SEASON	G	FG-FGA	PCT	3G-A	PCT	FT-FTA	PCT	REBS	AVG	PTS	AVG
2005-06	36	331-539	.614	0-1	.000	126-262	.481	539	15.0	788	21.9
2006-07	33	318-558	.570	0-4	.000	139-242	.574	526	15.9	775	23.5
2007-08	31	239-426	.561	0-3	.000	100-175	.571	446	15.0	578	18.6
2008-09	37	236-418	.565	0-0	.000	116-201	.577	503	13.6	688	18.6
TOTALS	137	1124-1941	.579	0-8	.000	481-880	.547	2034	14.8	2729	19.9



LETTERWINNERS

A

Terri Adams.....1980
 Angie Alexander.....1989-92
 Lisa Allison.....1984-87
 Jaimie Anderson.....1998-99
 Yolanda Anderson.....1996
 Laura Andrews.....2003-06
 Julie Arrington.....1975-76

B

Robyn Barkett.....1976
 Mollie Barnes.....1975
 Cathy Bassett.....1990-91
 Toni Bayouth.....1976
 Dawn Beachler.....1990
 Ardathe Beers.....1982-84
 Lisa Bittle.....1982
 Sheri Black.....1992-95
 Jana Brady.....1978
 Jenny Bramer.....1997
 Shonika Breedlove.....1997-98
 Emily Britt.....2000-01
 Lee Brock.....1985-88
 Beth Brown.....1989
 Britney Brown.....2004-07
 Shontell Brown.....1997-98

C

Julie Callan.....1986-87
 Sharane Campbell-Olds.....2012-15
 Toni Campbell.....1987-88
 Gioya Carter.....2014-17
 Lindsey Casey.....2002
 LaNeishea Caufield.....1999-2002
 Jelena Cerina.....2011-12
 Dinah Christian.....1978
 Debbie Clark.....1975-76
 Lyndsey Cloman.....2010-11
 Nikki Corcoran.....1993-96
 Karen Coutts.....1979
 Jennifer Cunningham.....1999-2001

D

Stacey Dales.....1998-02
 Barbie Daugherty.....1980
 Lorna Derby-Goodnoh.....1977, 79
 Sandy Douglas-Hetherington..1981-83
 Marla Duncan.....1990-91
 Chelsea Dungee.....2017
 Tara Dunn.....2013
 Portia Durrett.....2013-14

E

T'ona Edwards.....2014-17
 Toni Eldridge.....1983-84
 Aaryn Ellenberg.....2011-14
 Kelli Epps.....1988-92

F

Janet Fajen.....1978-79
 Jackie Farley.....1975
 Shirley Fisher.....1983-85
 Leslie Flemons.....1994-95
 Cindy Foor.....1976
 Gale Frazier.....1977
 Janet Freeman-Southard...1979-82
 Cecilia French.....1990-91

G

Janet Gabriel.....1981
 Cathy Gerdes.....1982
 Felisha Gibbs.....2014
 Jamie Graves.....1993-94
 Vickie Green.....1985-86
 Susan Gregg.....1979
 Nicole Griffin.....2011-14
 Angi Guffy.....1992-95

H

Jennifer Hajek.....1995-97
 Shannon Hallahan.....1990-91
 Rose Hammond.....2007-09
 Whitney Hand.....2009-13
 Kris Hanson.....1989-90
 Sunny Hardeman.....1998-01
 DaShawn Harden.....2012
 Danielle Harper.....1997
 Jasmine Hartman.....2009-11, 13
 Amy Hightower.....1992-94
 Erin Higgins.....2003-07
 Caton Hill.....2000-04
 Kelly Hill.....1984-85
 Kari Holder.....1982-83
 Morgan Hook.....2011-14
 Amanda Hopkins.....1992
 Jacquetta Hurley.....1983-86

I

Kelli Inman.....1996-97
 Dale Ivey.....1987-88

J

Dionnah Jackson.....2002-05
 Sherri Jackson.....1976
 Terry James.....1977

Jacqueline Jeffcoat.....2011-12
 Cara Jenkins-Gresham.....1991
 Jana Jobe.....1975
 Barbara Johnson.....1979
 Lori Johnson.....1991
 Kim Jones.....1976
 LaNae Jones.....1993-96

K

Suzanne Kern.....1996
 Olive Kehnemund.....1978
 Shaya Kellogg.....2014-16
 Nicole Kornet.....2013-15
 Zuzana Krumlova.....1998-99

L

Cindy Ladner.....1977
 Cheri LaDue.....1980
 Kelly Lam.....2005
 Nydia Lampkin.....2019
 Mary Lane.....1977, 1979
 Mary Larchey.....1975
 Gail Lashley.....1980
 Crystal Lawson.....1993-94
 Pam Lewis.....1977
 Bonnie Little.....1976
 Peyton Little.....2015-17
 Ana Llanusa.....2018-19
 Roxanne Long.....1994, 1996-98
 Stephanie Luce.....2001-03

M

Maddie Manning.....2013-18
 Terry Marcum.....1978
 Rhonda Matzke.....1990-91
 Jamie Mayer.....2000
 Etta Maytubby.....1993-96
 Vickie McCann.....1978
 Lynn McCurdy.....1981-84
 Joanna McFarland.....2010-13
 Molly McGuire.....1980-83
 Margaret McKeon.....1987-88
 Mandy Miller.....1984-85
 Sharee Mitcum.....1992-95
 Mildred Montgomery.....1976
 Marta Moorman.....1978-79
 Kendra Moore.....2004-07
 Karen Morrison.....1980-81
 Kodi Morrison.....2010-11
 Jo Mosley.....1986-89
 Jessi Murcer.....2019
 Brenda Mullins.....1977
 Nancy Mulkey.....2017
 Kerri Mulry.....1990

LETTERWINNERS



N

Shelly Neeley1986-89
Erika Notzke.....1986-89

O

Ijeoma Odimgbe.....2016-19
Abi Olajuwon.....2007-10
Tina Ogden.....1988-89
Jennifer Ogle.....1982-83
Gabbi Ortiz.....2015-18

P

Cay Papagolos1975
Ashley Paris2006-09
Courtney Paris2006-09
Joyce Parker1978-81
Saundra Parker1977
Carla Pearson1980-83
Shaina Pellington2018-19
Pam Pennon1995-96
Gileysa Penzo.....2016-19
Vionise Pierre-Louis.....2015-18
Jamie Phillips.....1995-97
LaTrenda Phillips1984-87
Cynthia Pickens1984-85
Jenna Plumley.....2007-08
Dana Posey.....1989-91
Beky Preston2003-06

R

Teresa Ray1978, 1980-81
Morgan Rich.....2017
Melissa Richie.....1992-95
Whitney Richie.....2015
Alice Roach1975
Danielle Robinson,.....2008-11
Carlee Roethlisberger2008-11
Taylor Robertson.....2019
Tami Rogers.....1987, 1989-90
Rosalind Ross.....2001-02
Leah Rush.....2004-07
Laura Rushing1987-90

S

Krista Sanchez2004-07
Ladanah Sanders1980-83
Lori Schenk.....1996
Erin Schreiber.....1981
Theresa Jantzen.....2003
Kate Scott.....2001-03
Jadrea Seeley.....2000-01
Shannon Selmon.....1999-2002
Debbie Sheppard1977



» Jasmine Hartman lettered from 2009-13 and is the program's all-time leader in games played (143).

Lauren Shoush2002-05
Stephanie Simon2001-03
Mandy Simpson2018-19
Robin Smith1990-91
Susan Smith1977
Miranda Stacy1997-99
Nyeshia Stevenson2007-10
Carin Stites.....1991-92
Jo Stottsberry1976
Viki Streets.....1985-86
Vee Sutton.....1976
Dee Dee Swan1982

T

Jamie Talbert.....2001-02
Desiree Taylor1998-01
Tina Taylor.....1996-97
Shelly Thomas.....1975
Amanda Thompson.....2007-10
McKenna Treece2015-17
Annette Tucker1978
Bonita Turner.....1981-84

V

Misty Van Curen.....1993-95
Tatum Veitenheimer.....2019
Maria Villarroel.....2003-04
Jenny Vining.....2008

W

Mandy Wade.....1992-95
Antoinette Wadsworth 2003-05
Nola Wainohu.....1999
Casey Walker.....2003-05
Elissa Walker.....1990-92
Shelley Waller1980-83

Lisa Watson1978
Sharon Webster.....1990-91
Chelsi Welch2003-07
Michelle West1986
Phylesha Whaley.....1997-00
Janet Whitehorse.....1976-77
Susan Whitehorse.....1976-77
LaDawn Whitlock1978
Eden Williams2013
Kaylon Williams2012-16
LaNesia Williams.....2015-18
Madi Williams2019
Lauren Willis2008-11
Terry Willis.....1984-88
Aspen Williston.....2019
Carolyn Winchester.....2006-09
Kelley Workman1996-99
Michele Workman1996-99
Derica Wyatt.....2014-17

Z

Pam Zachary.....1987-88
Katherine Zander2012



OU IN THE AP POLL

Following is a look at Oklahoma's week-by-week position in the AP poll since it began. Starting in the 2001-02 season, the AP provided a preseason (PS) poll. The organization does not release a post-NCAA Tournament poll.

Year	PS	1	2	3	4	5	6	7	8	9	10	11	12	13	14	15	16	17	18	19	
1984-85	NP	-	-	-	-	-	-	-	-	-	19	19	-	-	-	-	-	-	-	-	
1985-86	NP	-	17	15	14	16	15	13	11	14	14	16	17	16	15	15	19	-	-	-	
1992-93	NP	-	-	-	-	-	-	-	-	-	-	-	-	-	23	-	-	-	-	-	
1994-95	NP	-	-	-	-	-	-	-	-	-	-	-	-	25	24	-	25	25	-	-	
1999-00	NP	-	-	-	-	-	-	-	-	-	-	-	25	23	22	17	18	24	21	18	18
2000-01	NP	14	14	12	19	15	17	20	22	19	17	13	12	10	10	10	8	7	7	7	
2001-02	4	4	3	3	3	3	3	4	3	3	3	4	4	4	4	3	5	4	2		
2002-03	22	23	23	18	15	15	19	19	25	23	22	19	-	-	-	-	-	-	-	-	
2003-04	21	21	19	16	14	13	15	15	15	15	15	20	-	-	24	23	17	19	11		
2004-05	22	22	21	-	-	-	-	-	-	-	-	-	-	-	-	-	-	-	-	-	
2005-06	25	22	20	16	15	17	20	18	16	7	13	11	9	9	9	9	8	7			
2006-07	3	3	3	3	3	3	3	8	8	8	7	6	9	12	14	13	12	11	9		
2007-08	6	9	9	9	9	9	9	9	8	6	11	11	11	10	10	11	10	11	14	14	
2008-09	4	2	4	6	5	6	5	5	4	3	3	2	2	2	2	2	3	4	4		
2009-10	13	20	20	16	16	15	13	14	14	13	13	11	13	12	11	11	11	12	12		
2010-11	10	11	11	11	13	12	15	15	19	15	14	13	13	14	14	16	18	21	21		
2011-12	13	13	12	18	24	-	-	-	-	-	-	-	-	-	-	-	-	-	-	-	
2012-13	12	11	13	12	13	12	18	18	17	16	16	20	21	23	22	-	-	-	-	-	
2013-14	11	11	10	18	17	20	20	25	25	RV	RV	-	RV	RV	RV	RV	RV	-	-	-	
2014-15	RV	RV	RV	-	RV	RV	-	-	-	-	RV	24	RV	RV	RV	RV	RV	-	-	-	
2015-16	17	17	21	21	17	17	18	17	14	19	19	21	20	21	20	23	24	24			
2016-17	16	16	13	12	19	20	20	24	20	22	20	20	18	19	19	16	19	22	23		
2017-18	22	21	RV	RV	RV	RV	RV	-	-	-	-	-	-	-	RV	RV	-	-	-		
2018-19	-	-	-	-	-	-	-	-	-	-	-	-	-	-	-	-	-	-	-	-	

NP - No poll



» The 1999-00 Sooners became the first team in the Sherri Coale era to earn a spot in the AP poll. Since 2000, the Sooners have appeared at least once in the AP top 25 poll in all but one season.

OU IN THE COACHES POLL



Following is a look at Oklahoma's week-by-week position in the USA Today Coaches poll since it began in the 1984-85 season. Starting in the 2000-01 season, USA Today provided a preseason (PS) poll.

Year	PS	1	2	3	4	5	6	7	8	9	10	11	12	13	14	15	16	17	18	19
1984-85	NP	-	21	20	21	21	22	23	-	-										
1985-86	NP	15	14	13	17	16	13	12	17	13	16	17	16	15	17	18	18			
1999-00	NP	-	-	-	-	-	-	-	-	-	25	22	20	25	22	21	22	13		
2000-01	17	13	18	16	15	17	17	16	15	13	12	11	10	8	8	7	7	10		
2001-02	5	5	4	4	4	4	4	5	3	2	2	4	4	3	3	3	5	4	2	2
2002-03	19	25	22	18	17	16	20	19	22	13	22	18	21	20	-	-	-	-	-	-
2003-04	21	22	20	17	16	15	16	16	16	16	15	21	24	24	22	23	19	20	13	18
2004-05	25	25	23	-	-	-	-	-	-	-	-	-	-	-	-	-	-	-	-	-
2005-06	25	22	23	19	17	15	16	20	16	16	17	14	13	12	9	9	8	8	8	8
2006-07	3	3	3	3	3	3	3	7	7	6	6	8	9	11	11	11	11	10	9	
2007-08	6	8	11	9	9	9	9	9	8	6	10	11	10	10	10	10	10	11	19	
2008-09	7	4	4	6	6	6	5	5	3	3	2	2	2	2	3	3	4	4		
2009-10	8	16	17	17	16	15	15	15	15	13	13	12	13	12	11	10	12	12	12	
2010-11	9	10	15	11	11	12	11	14	17	14	13	12	11	12	15	15	17	20	15	
2011-12	16	14	14	18	23	-	-	-	-	-	-	-	-	-	-	-	-	-	-	-
2012-13	14	11	13	12	12	13	18	17	16	14	14	19	20	19	19	25	-	-	-	23
2013-14	14	13	13	16	15	19	19	24	22	22	RV	RV	RV	RV	RV	RV	-	-	-	RV
2014-15	RV	RV	RV	-	RV	RV	-	-	-	-	RV	RV	RV	RV	RV	RV	RV	-	-	RV
2015-16	18	24	24	22	22	18	17	19	19	19	17	19	20	19	21	21	23	22	23	23
2016-17	16	16	12	12	20	22	21	24	24	25	20	20	22	20	19	16	19	20	21	
2017-18	21	21	21	RV	RV	-	-	-	-	-	-	-	-	-	-	-	-	-	-	-
2018-19	-	-	-	-	-	-	-	-	-	-	-	-	-	-	-	-	-	-	-	-

NP - No poll



» The 2008-09 Sooners reached No. 2 in the USA Today Coaches Poll, matching OU's highest ranking ever.



LOYD NOBLE CENTER

HOME COURT ADVANTAGE

It's recognized as one of the toughest gyms in college basketball and since Oklahoma women's basketball began playing in the Lloyd Noble Center in 1976, the Sooners have made plenty of memories there. Stacey Dales, Aaryn Ellenberg, Courtney Paris, Danielle Robinson and Phylesha Whaley are just a few that have graced the court and started for the Sooners.

It's where OU set a school record with 26 consecutive home wins during a three-year stretch from 1984-86. The Lloyd Noble Center has been the foundation of the program's significant growth since head coach Sherri Coale took the reigns prior to the 1996-97 season.

Under Coale, the Sooners have won 214 games at home since the 2000-01 season. During the 2001-02 season, OU posted a perfect 12-0 record on its home floor for the first time in 16 seasons. The home court advantage has been evident with the Sooners for many years, ranking among the nation's best in yearly attendance for a number of seasons.

The Sooners are 404-141 all-time at the Lloyd Noble Center with over 1.6 million fans walking through the facility's doors.

OU'S LARGEST VICTORY MARGINS AT LOYD NOBLE CENTER

Margin	Score	Opponent	Date
+73	121-48	Central Arkansas	12-20-07
+72	121-49	Prairie View A&M	11-29-90
+70	105-35	Prairie View A&M	12-14-91
+66	103-37	Jackson State	12-7-98
+66	118-52	Arkansas Pine-Bluff	12-29-10
+64	89-25	North Carolina Central	1-4-09
+62	117-55	Sacramento State	11-13-11
+60	101-41	Prairie View A&M	12-12-92
+59	104-45	Oklahoma Baptist	11-30-78
+59	91-32	Tulsa	12-11-86
+59	105-46	UMES	12-15-13
+57	93-36	Arkansas State	12-2-07
+52	94-42	Tulsa	12-21-08
+51	99-48	Oral Roberts	2-10-94
+50	87-37	Oklahoma State	1-17-04
+50	100-50	San Diego	1-15-83
+50	110-60	Emporia State	1-4-84
+50	116-66	UTRGV	11-26-10



» LNC YEARLY ATTENDANCE FIGURES

Year	Season Record	LNC Games	LNC Record	LNC Attend.	Attend. Avg.
1975-76	3-14	4	2-2	—	—
1976-77	4-20	8	1-7	—	—
1977-78	20-12	12	9-3	—	—
1978-79	13-16	10	5-5	—	—
1979-80	17-16	11	6-5	—	—
1980-81	21-11	9	9-0	—	—
1981-82	17-14	16	12-4	—	—
1982-83	17-11	16	14-2	—	—
1983-84	22-10	12	10-2	—	—
1984-85	23-7	12	12-0	—	—
1985-86	24-7	10	9-1	—	—
1986-87	18-10	11	8-3	—	—
1987-88	14-13	11	7-4	—	—
1988-89	11-16	10	5-5	—	—
1989-90	7-22	11	3-8	—	—
1990-91	10-18	12	7-5	—	—
1991-92	17-12	16	11-5	—	—
1992-93	12-15	11	6-5	—	—
1993-94	18-12	12	9-3	—	—
1994-95	22-9	11	9-2	—	—
1995-96	12-15	12	7-5	—	—
1996-97	5-22	9	1-8	18,084	842
1997-98	8-19	12	5-7	18,692	815
1998-99	15-14	13	10-3	20,257	1,192
1999-00	25-8	15	13-2	39,880	2,539
2000-01	28-6	12	11-1	40,169	6,530
2001-02	32-4	12	12-0	70,048	4,837
2002-03	19-13	12	8-4	63,560	4,352
2003-04	24-9	13	10-3	73,981	4,815
2004-05	17-13	13	9-4	74,032	5,098
2005-06	31-5	13	12-1	92,233	8,857
2006-07	28-5	12	10-2	125,732	10,979
2007-08	22-9	14	12-2	129,527	9,686
2008-09	32-5	16	15-1	140,564	8,159
2009-10	27-11	12	9-3	97,818	9,213
2010-11	23-12	17	15-2	93,322	6,207
2011-12	21-13	16	11-5	99,742	7,098
2012-13	24-11	17	13-4	102,061	6,123
2013-14	18-5	19	14-5	107,015	4,647
2014-15	21-12	13	12-1	68,636	4,115
2015-16	22-11	14	11-3	66,769	4,769
2016-17	23-10	16	14-2	67,200	4,200
2017-18	16-15	14	10-4	53,550	3,825
2018-19	8-22	14	6-8	50,651	3,617
Totals	813-558	529	404-141	1,653,053*	3,125*

*Attendance averages for Sherri Coale era



» GRIFFIN FAMILY PERFORMANCE CENTER

Want to train at the nation's premier basketball facility for strength and performance? Oklahoma is the place for you.

NBA star Blake Griffin committed in August 2016 to help financially support the construction of the approximately 18,400-gross-square foot training center. The addition, which was built south of the men's and women's basketball's two existing practice gyms and helps enhance strength training facilities for both men's and women's programs, as well other Sooner student-athletes, is called the Griffin Family Performance Center. The approximate total cost of the project was \$7 million.

"We are grateful for Blake Griffin and his family for the mark they are leaving on the University of Oklahoma and our basketball programs," OU women's basketball head coach Sherri Coale. "Their generosity will impact OU student-athletes for years to come and give many unparalleled opportunities for success. This training facility will be help our student-athletes reach their full potential and allow our teams to continue to compete at a championship level."

"Being a Sooner is more than just what you do in competition," said Griffin, who was the 2009 consensus national player of the year and the No. 1 overall pick in that year's NBA Draft. "I am thankful to have had the opportunity to play OU basketball, which has a legacy of people that have made it great. College is such a critical time in an athlete's playing career and it's my honor to help give the men's and women's teams the resources and technology that will give them the best opportunity to succeed. I am humbled that OU has chosen to name this facility after me, and I am really excited to see this high-performance training center come to life."

The Griffin Family Performance Center is the first of its kind among the nation's collegiate basketball programs. Some of the many features include basketball training courts, free weights, indoor turf, outdoor turf with sand pit, spaces for plyometric and cardiovascular training, cardio and strength testing, locker rooms, an exam and recovery area, a fueling station, a multi-purpose room and overhead fresh-air doors.





YEAR-BY-YEAR ROSTERS

2018-19

0	Jessi Murcer	G	5-7	Fr.	Moore, Okla.
3	Mandy Simpson	F	6-0	So.	Boise, Idaho
4	Clary Donica	F	6-0	Fr.	Ardmore, Okla.
12	Gileysa Penzo	G	5-9	RSo.	Guaynabo, P.R.
14	Shaina Pellington	G	5-7	So.	Pickering, Ontario
21	Nydia Lampkin	F	6-3	Fr.	Palm Bay, Fla.
22	Ana Llanusa	G	6-0	So.	Choctaw, Okla.
24	Ijeoma Odimgbe	F	6-4	Sr.	Savannah, Ga.
25	Madi Williams	G/F	6-0	Fr.	Fort Worth, Texas
30	Taylor Robertson	G	5-7	Fr.	McPherson, Kan.
31	Aspen Williston	C	6-4	Fr.	Broken Bow, Okla.
32	Tatum Veitenheimer	G	5-8	Fr.	Windthorst, Texas

2017-18

0	Vionise Pierre-Louis	C	6-4	Sr.	Lake Worth, Fla.
1	LaNesia Williams	G	5-7	Sr.	Oklahoma City, Okla.
3	Mandy Simpson	F	6-1	Fr.	Boise, Idaho
11	Morgan Rich	G	5-10	RSo.	Scottsville, Ky.
12	Gileysa Penzo	G	5-9	RJr.	Guaynabo, P.R.
14	Shaina Pellington	G	5-7	Fr.	Pickering, Ontario
21	Gabbi Ortiz	G	5-9	Sr.	Racine, Wis.
22	Ana Llanusa	G	6-0	Fr.	Choctaw, Okla.
23	Maddie Manning	G	6-2	Gr.	Ankeny, Iowa
24	Ijeoma Odimgbe	F	6-4	Jr.	Savannah, Ga.
30	McKenna Treece	C	6-4	Sr.	St. Peters, Mo.

2016-17

0	Vionise Pierre-Louis	C	6-4	Jr.	Lake Worth, Fla.
1	LaNesia Williams	G	5-7	Jr.	Oklahoma City, Okla.
2	Tona Edwards	G	5-5	Sr.	Spencer, Okla.
3	Derica Wyatt	G	5-10	Sr.	Brentwood, Tenn.
10	Peyton Little	G	5-11	RSr.	Abilene, Texas
11	Morgan Rich	G	5-10	RFr.	Scottsville, Ky.
12	Gileysa Penzo	G	5-9	RSo.	Guaynabo, P.R.
21	Gabbi Ortiz	G	5-9	Jr.	Racine, Wis.
22	Shaya Kellogg	F	6-2	Sr.	Ames, Iowa
23	Maddie Manning	G	6-2	RSr.	Ankeny, Iowa
24	Ijeoma Odimgbe	F	6-4	So.	Savannah, Ga.
25	Gioya Carter	G	5-9	Sr.	Midwest City, Okla.
30	McKenna Treece	C	6-4	Jr.	St. Peters, Mo.
32	Nancy Mulkey	C	6-9	Fr.	Cypress, Texas
33	Chelsea Dungee	G	5-11	Fr.	Sapulpa, Okla.

2015-16

0	Vionise Pierre-Louis	C	6-4	So.	Lake Worth, Fla.
1	Morgan Rich	G	5-10	Fr.	Scottsville, Ky.
2	Tona Edwards	G	5-5	Jr.	Spencer, Okla.
10	Peyton Little	G	5-11	RJr.	Abilene, Texas
11	Derica Wyatt	G	5-10	Jr.	Brentwood, Tenn.
12	Gileysa Penzo	G	5-9	RFr.	Guaynabo, P.R.
21	Gabbi Ortiz	G	5-9	So.	Racine, Wis.
22	Shaya Kellogg	F	6-2	Jr.	Ames, Iowa
23	Maddie Manning	G	6-2	RJr.	Ankeny, Iowa
24	Ijeoma Odimgbe	F	6-4	Fr.	Savannah, Ga.
25	Gioya Carter	G	5-9	Jr.	Midwest City, Okla.
30	McKenna Treece	C	6-4	So.	St. Peters, Mo.
32	LaNesia Williams	G	5-7	So.	Oklahoma City, Okla.
42	Kaylon Williams	F	6-3	RSr.	Midwest City, Okla.

2014-15

0	Vionise Pierre-Louis	C	6-4	Fr.	Lake Worth, Fla.
1	Nicole Kornet	G	6-1	Jr.	Lantana, Texas
2	Tona Edwards	G	5-5	So.	Spencer, Okla.
10	Peyton Little	G	5-11	RSo.	Abilene, Texas
11	Derica Wyatt	G	5-10	So.	Brentwood, Tenn.
12	Gileysa Penzo	G	5-9	Fr.	Guaynabo, P.R.
13	Whitney Ritchie	G	5-8	Sr.	Oklahoma City, Okla.
21	Gabbi Ortiz	G	5-9	Fr.	Racine, Wis.
22	Shaya Kellogg	F	6-2	So.	Ames, Iowa
23	Maddie Manning	G	6-2	RSo.	Ankeny, Iowa
24	Sharane Campbell-Olds	G	5-10	Sr.	Spencer, Okla.
25	Gioya Carter	G	5-9	So.	Midwest City, Okla.
30	McKenna Treece	C	6-4	Fr.	St. Peters, Mo.
32	LaNesia Williams	G	5-7	Fr.	Oklahoma City, Okla.
42	Kaylon Williams	F	6-3	RJr.	Midwest City, Okla.

2013-14

1	Nicole Kornet	G	6-1	So.	Lantana, Texas
2	Tona Edwards	G	5-5	Fr.	Spencer, Okla.
3	Aaryn Ellenberg	G	5-7	Sr.	Las Vegas, Nev.
4	Nicole Griffin	C	6-6	Sr.	Milwaukee, Wis.
10	Morgan Hook	G	5-10	Sr.	Lowell, Ark.
11	Derica Wyatt	G	5-10	Fr.	Brentwood, Tenn.
22	Shaya Kellogg	F	6-2	Fr.	Ames, Iowa
23	Maddie Manning	G	6-2	RFr.	Ankeny, Iowa
24	Sharane Campbell	G	5-10	Jr.	Spencer, Okla.
25	Gioya Carter	G	5-9	Fr.	Midwest City, Okla.
30	Peyton Little	G	5-11	So.	Abilene, Texas
31	Portia Durrett	F	6-1	Sr.	Louisville, Ky.
42	Kaylon Williams	F	6-3	RSo.	Midwest City, Okla.
43	Felisha Gibbs	F	6-2	Fr.	Parkin, Ark.

2012-13

1	Nicole Kornet	G	6-1	Fr.	Lantana, Texas
3	Aaryn Ellenberg	G	5-7	Jr.	Las Vegas, Nev.
4	Nicole Griffin	C	6-6	Jr.	Milwaukee, Wis.
10	Morgan Hook	G	5-10	Jr.	Lowell, Ark.
23	Maddie Manning	G	6-2	Fr.	Ankeny, Iowa
24	Sharane Campbell	G	5-10	So.	Spencer, Okla.
25	Whitney Hand	G	6-1	RSr.	Fort Worth, Texas
31	Portia Durrett	F	6-1	Jr.	Louisville, Ky.
33	Eden Williams	G	5-3	RSo.	Amarillo, Texas
42	Kaylon Williams	F	6-3	So.	Midwest City, Okla.
43	Tara Dunn	F	6-2	RFr.	Poth, Texas
44	Lyndsey Cloman	G	6-3	RJr.	San Antonio, Texas
45	Jasmine Hartman	C	5-10	RSr.	Houston, Texas
53	Joanna McFarland	F/C	6-3	Sr.	Derby, Kan.



» Joanna McFarland averaged 10.5 rebounds per game during the 2012-13 season, which ranks sixth in OU single-season history.

YEAR-BY-YEAR ROSTERS



2011-12

3	Aaryn Ellenberg	G	5-7	So.	Las Vegas, Nev.
4	Nicole Griffin	C	6-6	So.	Milwaukee, Wis.
10	Morgan Hook	G	5-10	So.	Lowell, Ark.
12	Jelena Cerina	C	6-5	Sr.	Vrsac, Serbia
20	Katherine Zander	F	6-4	Fr.	Orange Park, Fla.
22	DaShawn Harden	G	5-9	Fr.	Olathe, Kan.
24	Sharane Campbell	G	5-10	Fr.	Spencer, Okla.
25	Whitney Hand	G	6-1	RJr.	Fort Worth, Texas
34	Jacqueline Jeffcoat	F	6-2	So.	Plano, Texas
42	Kaylon Williams	F	6-3	Fr.	Midwest City, Okla.
44	Lyndsey Cloman	F/C	6-3	Jr.	San Antonio, Texas
45	Jasmine Hartman	G	5-10	Sr.	Houston, Texas
53	Joanna McFarland	F/C	6-3	Jr.	Derby, Kan.

2010-11

3	Aaryn Ellenberg	G	5-7	Fr.	Las Vegas, Nev.
4	Nicole Griffin	C	6-6	Fr.	Milwaukee, Wis.
10	Carlee Roethlisberger	F	6-1	Sr.	Findlay, Ohio
12	Jelena Cerina	C	6-5	Jr.	Vrsac, Serbia
13	Danielle Robinson	G	5-9	Sr.	San Jose, Calif.
14	Lauren Willis	G	5-11	Sr.	Overland Park, Kan.
22	Morgan Hook	G	5-10	Fr.	Lowell, Ark.
25	Whitney Hand	G	6-1	RSO.	Fort Worth, Texas
31	Kodi Morrison	G	5-8	So.	Seminole, Okla.
34	Jacqueline Jeffcoat	F/C	6-2	Fr.	Plano, Texas
44	Lyndsey Cloman	F/C	6-3	So.	San Antonio, Texas
45	Jasmine Hartman	G	5-10	Jr.	Houston, Texas
53	Joanna McFarland	F/C	6-3	So.	Derby, Kan.

2009-10

1	Nyeshia Stevenson	F	5-9	Sr.	Little Rock, Ark.
10	Carlee Roethlisberger	F	6-1	Jr.	Findlay, Ohio
13	Danielle Robinson	G	5-9	Jr.	San Jose, Calif.
14	Lauren Willis	G	5-11	Jr.	Overland Park, Kan.
21	Amanda Thompson	F	6-0	Sr.	Chicago, Ill.
25	Whitney Hand	G	6-1	So.	Fort Worth, Texas
31	Kodi Morrison	G	5-8	Fr.	Varnum, Okla.
34	Abi Olajuwon	C	6-4	Sr.	Los Angeles, Calif.
44	Lyndsey Cloman	C	6-2	Fr.	San Antonio, Texas
45	Jasmine Hartman	G	5-11	So.	Houston, Texas
53	Joanna McFarland	F/C	6-3	Fr.	Derby, Kan.

2008-09

1	Nyeshia Stevenson	F	5-9	Jr.	Little Rock, Ark.
3	Courtney Paris	C	6-4	Sr.	Piedmont, Calif.
4	Abi Olajuwon	C	6-4	Jr.	Los Angeles, Calif.
5	Ashley Paris	F	6-3	Sr.	Piedmont, Calif.
10	Carlee Roethlisberger	F	6-1	So.	Findlay, Ohio
13	Danielle Robinson	G	5-9	So.	San Jose, Calif.
14	Lauren Willis	G	5-11	So.	Overland Park, Kan.
15	Carolyn Winchester	F/C	5-11	Sr.	Washington, Okla.
21	Amanda Thompson	F	6-0	Jr.	Chicago, Ill.
25	Whitney Hand	G	6-1	Fr.	Fort Worth, Texas
31	Rose Hammond	G	5-9	Jr.	Depew, Okla.
45	Jasmine Hartman	G	5-11	Fr.	Houston, Texas
53	Jenny Vining	G	5-9	So.	Marshall, Ark.

2007-08

1	Nyeshia Stevenson	F	5-9	So.	Little Rock, Ark.
2	Jenny Vining	G	5-9	Fr.	Marshall, Ark.
3	Courtney Paris	C	6-4	Jr.	Piedmont, Calif.
4	Abi Olajuwon	C	6-4	So.	Los Angeles, Calif.
5	Ashley Paris	F/C	6-3	Jr.	Piedmont, Calif.
10	Carlee Roethlisberger	F	6-1	Fr.	Findlay, Ohio
11	Jenna Plumley	G	5-4	So.	Red Rock, Okla.
13	Danielle Robinson	G	5-9	Fr.	San Jose, Calif.
14	Lauren Willis	G	5-11	Fr.	Overland Park, Kan.
15	Carolyn Winchester	F/C	5-11	Jr.	Washington, Okla.
21	Amanda Thompson	F	6-0	So.	Chicago, Ill.
31	Rose Hammond	G	5-9	So.	Depew, Okla.

2006-07

1	Nyeshia Stevenson	F	5-9	Fr.	Little Rock, Ark.
3	Courtney Paris	C	6-4	So.	Piedmont, Calif.
4	Abi Olajuwon	C	6-3	Fr.	Los Angeles, Calif.
5	Ashley Paris	F	6-3	So.	Piedmont, Calif.
11	Jenna Plumley	PG	5-4	Fr.	Red Rock, Okla.
15	Carolyn Winchester	F	5-11	So.	Washington, Okla.
20	Kendra Moore	PG	5-5	Sr.	Ardmore, Okla.
21	Amanda Thompson	F	6-0	Fr.	Chicago, Ill.
22	Chelsi Welch	G	5-9	Sr.	Plainview, Texas
24	Leah Rush	F	6-1	Sr.	Amarillo, Texas
31	Rose Hammond	G	5-9	Fr.	Depew, Okla.
32	Krista Sanchez	F	6-1	Sr.	Springdale, Ark.
33	Britney Brown	PG	5-8	Sr.	Norman, Okla.
34	Erin Higgins	G	5-9	Sr.	Oklahoma City, Okla.

2005-06

3	Courtney Paris	C	6-4	Fr.	Piedmont, Calif.
5	Ashley Paris	C/F	6-3	Fr.	Piedmont, Calif.
11	Laura Andrews	G/F	6-3	Sr.	Washington, Okla.
14	Beky Preston	C	6-3	Sr.	Albuquerque, N.M.
15	Carolyn Winchester	F	5-11	Fr.	Washington, Okla.
20	Kendra Moore	G	5-5	Jr.	Ardmore, Okla.
22	Chelsi Welch	G	5-9	Jr.	Plainview, Texas
24	Leah Rush	F	6-1	Jr.	Amarillo, Texas
32	Krista Sanchez	F	6-1	Jr.	Springdale, Ark.
33	Britney Brown	G	5-8	Jr.	Norman, Okla.
34	Erin Higgins	G	5-9	Jr.	Oklahoma City, Okla.

2004-05

0	Chelsi Welch	G	5-9	So.	Plainview, Texas
11	Laura Andrews	G/F	6-0	Jr.	Washington, Okla.
12	Lauren Shoush	G	5-11	Sr.	Oklahoma City, Okla.
14	Beky Preston	C	6-3	Jr.	Albuquerque, N.M.
15	Kelly Lam	C	6-3	Fr.	Milwaukee, Wis.
20	Kendra Moore	G	5-5	So.	Ardmore, Okla.
24	Leah Rush	F	6-1	So.	Amarillo, Texas
31	Antoinette Wadsworth	F	5-11	Jr.	Grand Prairie, Texas
32	Krista Sanchez	F	6-1	So.	Springdale, Ark.
33	Britney Brown	G	5-8	So.	Norman, Okla.
34	Erin Higgins	G	5-9	So.	Oklahoma City, Okla.
35	Dionnah Jackson	G	5-9	Sr.	St. Louis, Mo.
50	Casey Walker	C	6-3	So.	Houston, Texas



YEAR-BY-YEAR ROSTERS

2003-04

0	Chelsi Welch	G	5-9	So.	Plainview, Texas
5	Maria Villarroel	G	5-8	Sr.	Margarita, Venezuela
10	Caton Hill	F	6-1	Sr.	Ada, Okla.
11	Laura Andrews	G	6-0	So.	Washington, Okla.
12	Lauren Shoush	G	5-11	Jr.	Oklahoma City
14	Beky Preston	C	6-3	So.	Albuquerque, N.M.
20	Kendra Moore	G	5-5	Fr.	Ardmore, Okla.
24	Leah Rush	F	6-1	Fr.	Amarillo, Texas
31	Antoinette Wadsworth	F	5-11	So.	Grand Prairie, Texas
32	Krista Sanchez	F	6-1	Fr.	Springdale, Ark.
33	Britney Brown	G	5-8	Fr.	Norman, Okla.
34	Erin Higgins	G	5-9	Fr.	Oklahoma City
35	Dionnah Jackson	G	5-9	Jr.	St. Louis, Mo.
50	Casey Walker	C	6-3	Fr.	Houston, Texas

2002-03

0	Chelsi Welch	G	5-9	Fr.	Plainview, Texas
4	Stephanie Luce	G	5-6	So.	Southlake, Texas
5	Maria Villarroel	G	5-8	Jr.	Margarita, Venezuela
10	Caton Hill	F	6-1	Jr.	Ada, Okla.
11	Stephanie Simon	G	6-0	Jr.	Clinton, Okla.
12	Lauren Shoush	G	5-11	Fr.	Oklahoma City
14	Beky Preston	C	6-3	Fr.	Albuquerque, N.M.
22	Theresa Jantzen	F/C	6-3	Jr.	Medicine Hat, Alberta
31	Antoinette Wadsworth	G/F	5-11	Fr.	Grand Prairie, Texas
33	Laura Andrews	G/F	6-0	Fr.	Washington, Okla.
34	Erin Higgins	G	5-9	Fr.	Oklahoma City
35	Dionnah Jackson	G	5-9	Fr.	St. Louis, Mo.
50	Casey Walker	C	6-3	Fr.	Houston, Texas
51	Kate Scott	G	5-10	Jr.	Kansas City, Kan.

2001-02

4	Stephanie Luce	G	5-6	So.	Southlake, Texas
10	Caton Hill	F	6-1	Jr.	Ada, Okla.
11	Stephanie Simon	G	6-0	Jr.	Clinton, Okla.
12	Lauren Shoush	G	5-11	Fr.	Oklahoma City
15	Jennifer Cunningham	C	6-3	Sr.	Kingston, Ontario
20	LaNeisha Caufield	G	5-9	Sr.	Ada, Okla.
21	Stacey Dales	G	6-0	Sr.	Brockville, Ontario
22	Theresa Jantzen	F/C	6-3	Jr.	Medicine Hat, Alberta
31	Antoinette Wadsworth	G/F	5-11	Fr.	Grand Prairie, Texas
33	Rosalind Ross	G	5-9	Sr.	Milwaukee, Wis.
35	Dionnah Jackson	G	5-9	Fr.	St. Louis, Mo.
40	Shannon Selmon	F	6-1	Sr.	Norman, Okla.
42	Lindsey Casey	F	6-1	Fr.	Longview, Texas
45	Jamie Talbert	F	6-2	Sr.	Elkhart, Kan.
51	Kate Scott	G	5-10	Jr.	Kansas City, Kan.

2000-01

00	Desiree Taylor	F	6-1	Sr.	Richardson, Texas
10	Caton Hill	F	6-1	So.	Ada, Okla.
11	Stephanie Simon	G	6-0	So.	Clinton, Okla.
13	Sunny Hardeman	G	5-7	Sr.	Norman, Okla.
14	Stephanie Luce	G	5-6	Fr.	Southlake, Texas
15	Jennifer Cunningham	C	6-3	Jr.	Kingston, Ontario
20	LaNeisha Caufield	G	5-9	Jr.	Ada, Okla.
21	Stacey Dales	G	6-0	Jr.	Brockville, Ontario
23	Jadrea Seeley	G	6-1	So.	Bethel, Okla.
32	Emily Britt	F	6-0	So.	Granbury, Texas
33	Rosalind Ross	G	5-9	Jr.	Milwaukee, Wis.
40	Shannon Selmon	F	6-1	Jr.	Norman, Okla.
45	Jamie Talbert	F	6-2	Jr.	Elkhart, Kan.
51	Kate Scott	G	5-10	So.	Kansas City, Kan.



» Rosalind Ross was named to the 2002 Final Four All-Tournament Team and drafted by the Los Angeles Sparks in the first round of the WNBA Draft that same year. Ross had 26 points and 10 rebounds in OU's 86-71 win over Duke to help the Sooners advance to the 2002 national championship game.

1999-00

00	Desiree Taylor	F	6-1	Jr.	Richardson, Texas
4	Jessica Rhoden	F/C	6-3	Jr.	Enid, Okla.
10	Caton Hill	F	6-1	Fr.	Ada, Okla.
11	Stephanie Simon	G	6-0	Fr.	Clinton, Okla.
12	Angye Tilley	G	5-9	Fr.	Bristow, Okla.
13	Sunny Hardeman	G	5-7	Jr.	Norman, Okla.
15	Jennifer Cunningham	C	6-3	So.	Kingston, Ontario
20	LaNeisha Caufield	G	5-9	So.	Ada, Okla.
21	Stacey Dales	G	6-0	So.	Brockville, Ontario
23	Jadrea Seeley	G	6-2	Fr.	Bethel, Okla.
32	Emily Britt	F	6-0	Fr.	Granbury, Texas
33	Kate Scott	F	5-10	Fr.	Overland Park, Kan.
34	Phylesha Whaley	F	5-10	Sr.	Slaton, Texas
40	Shannon Selmon	F	6-1	So.	Norman, Okla.
43	Jamie Mayer	G	5-9	Fr.	Elk City, Okla.

1998-99

00	Desiree Taylor	F	6-1	So.	Richardson, Texas
11	Miranda Stacy	F	5-8	Jr.	Tulsa, Okla.
13	Sunny Hardeman	G	5-7	So.	Norman, Okla.
14	Jamie Anderson	C	6-3	Sr.	Epping, Australia
15	Jennifer Cunningham	C	6-3	Fr.	Kingston, Ontario
20	LaNeisha Caufield	G	5-9	Fr.	Ada, Okla.
21	Stacey Dales	G	6-0	Fr.	Brockville, Ontario
22	Michele Workman	F	5-11	Sr.	Chickasha, Okla.
24	Zuzana Krumlova	C	6-4	So.	Prague, Czech Republic
31	Nola Wainohu	F	5-10	Jr.	Hamilton, N.Z.
32	Kelley Workman	F	5-11	Sr.	Chickasha, Okla.
34	Phylesha Whaley	F	5-10	Jr.	Slaton, Texas
40	Shannon Selmon	F	6-1	Fr.	Norman, Okla.

1997-98

00	Desiree Taylor	F	6-1	Fr.	Richardson, Texas
3	Shonika Breedlove	G	5-7	Sr.	Muskogee, Okla.
4	Shontell Brown	G	5-6	So.	Denver, Colo.
10	Roxanne Long	G	5-8	Sr.	Corvallis, Ore.
11	Miranda Stacy	F	5-8	Jr.	Tulsa, Okla.
13	Sunny Hardeman	G	5-7	Fr.	Norman, Okla.
14	Jamie Anderson	C	6-3	Jr.	Epping, Australia
21	Stacey Dales	G/F	6-0	Fr.	Brockville, Ontario
22	Michele Workman	F	5-11	Jr.	Chickasha, Okla.
24	Zuzana Krumlova	C	6-4	Fr.	Prague, Czech Republic
32	Kelley Workman	F	5-11	Jr.	Chickasha, Okla.
34	Phylesha Whaley	F	5-10	So.	Slaton, Texas

YEAR-BY-YEAR ROSTERS



1996-97

3	Shonika Breedlove	G	5-7	Jr.	Muskogee, Okla.
4	Shontell Brown	G	5-6	Fr.	Denver, Colo.
10	Roxanne Long	G	5-8	Jr.	Corvallis, Ore.
12	Suzanne Kern	C	6-2	Fr.	Jenks, Okla.
15	Jennifer Hajek	G	5-7	Jr.	Hennessey, Okla.
22	Michele Workman	F	5-11	So.	Chickasha, Okla.
23	Jamie Phillips	C	6-2	Jr.	Sallisaw, Okla.
24	Tina Taylor	F	6-0	Sr.	Vian, Okla.
25	Yolanda Anderson	C	6-2	Sr.	Lincolntonville, S.C.
32	Kelley Workman	F	5-11	So.	Chickasha, Okla.
33	Jenny Bramer	G	5-8	Sr.	Omaha, Neb.
34	Phylesha Whaley	F	5-10	Fr.	Slaton, Texas
44	Kelli Inman	F	6-0	So.	Ringwood, Okla.

1995-96

3	Lori Schenk	F	5-11	Fr.	Watonga, Okla.
5	Kendra Panther	G	5-8	Fr.	Rapid City, S.D.
10	Roxanne Long	G	5-8	So.	Corvallis, Ore.
15	Jennifer Hajek	G	5-7	So.	Hennessey, Okla.
20	Nikki Corcoran	F	5-10	Sr.	Bethel, Okla.
21	LaNae Jones	C	6-5	Sr.	Kaufman, Texas
22	Pam Pennon	G	5-6	Sr.	Eagletown, Okla.
23	Jamie Phillips	C	6-2	So.	Sallisaw, Okla.
24	Tina Taylor	F	6-0	Jr.	Vian, Okla.
25	Yolanda Anderson	C	6-2	Jr.	Lincolntonville, S.C.
31	Leslie Flemons	F	6-1	Jr.	Altus, Okla.
32	Etta Maytubby	F	5-11	Sr.	Del City, Okla.
33	Kelley Workman	F	5-11	Fr.	Chickasha, Okla.
34	Michele Workman	F	5-11	Fr.	Chickasha, Okla.
44	Kelli Inman	F	6-0	Fr.	Ringwood, Okla.

1994-95

10	Roxanne Long	G	5-7	So.	Corvallis, Ore.
11	Melissa Richie	G	5-8	Jr.	Jay, Okla.
12	Stephaine Chandler	F	6-0	Jr.	Tulsa, Okla.
13	Mandy Wade	C	6-3	Sr.	Ringling, Okla.
15	Jennifer Hajek	G	5-7	Fr.	Hennessey, Okla.
20	Nikki Corcoran	G/F	5-10	Jr.	Bethel, Okla.
21	LaNae Jones	C	6-5	Jr.	Kaufman, Texas
22	Pam Pennon	G	5-6	Jr.	Eagletown, Okla.
23	Jamie Phillips	C	6-2	Fr.	Sallisaw, Okla.
24	Sharee Mitchum	G/F	5-10	Sr.	Muskogee, Okla.
30	Malisa Daniel	C	6-4	Fr.	Prague, Okla.
31	Leslie Flemons	F	6-1	So.	Altus, Okla.
32	Etta Maytubby	F	5-11	Jr.	Del City, Okla.
33	Misty Van Curen	G	5-8	Jr.	Mustang, Okla.
43	Sheri Black	F	6-0	Sr.	Dale, Okla.
44	Angie Guffy	F	6-2	Sr.	Ringwood, Okla.

1993-94

10	Roxanne Long	G	5-7	Fr.	Corvallis, Ore.
11	Melissa Richie	G	5-8	Jr.	Jay, Okla.
13	Mandy Wade	C	6-3	Jr.	Ringling, Okla.
14	Crystal Lawson	G	5-8	So.	Jenks, Okla.
20	Nikki Corcoran	G/F	5-10	So.	Bethel, Okla.
21	LaNae Jones	C	6-5	So.	Kaufman, Texas
23	Jamie Graves	G	5-8	Sr.	Ponca City, Okla.
24	Sharee Mitchum	G/F	5-10	Jr.	Muskogee, Okla.
25	Amy Hightower	F	5-10	Jr.	Piedmont, Okla.
31	Leslie Flemons	F	6-1	Fr.	Altus, Okla.
32	Etta Maytubby	F	5-11	So.	Del City, Okla.
33	Misty Van Curen	G	5-8	So.	Mustang, Okla.
43	Sheri Black	F	6-0	Jr.	Dale, Okla.
44	Angi Guffy	F	6-2	Jr.	Ringwood, Okla.

1992-93

11	Melissa Richie	G	5-8	So.	Jay, Okla.
13	Mandy Wade	C	6-3	So.	Ringling, Okla.
14	Crystal Lawson	G	5-8	Fr.	Jenks, Okla.
20	Nikki Corcoran	G/F	5-10	Fr.	Bethel, Okla.
21	LaNae Jones	C	6-5	Fr.	Kaufman, Texas
23	Jamie Graves	G	5-8	Jr.	Ponca City, Okla.
24	Sharee Mitchum	G/F	5-10	So.	Muskogee, Okla.
25	Amy Hightower	F	5-10	So.	Piedmont, Okla.
31	Leslie Flemons	F	6-1	Fr.	Altus, Okla.
32	Etta Maytubby	F	5-11	So.	Del City, Okla.
33	Misty Van Curen	G	5-8	Fr.	Mustang, Okla.
40	J'Anna Williams	C	6-2	Fr.	Jenks, Okla.
43	Sheri Black	F	6-0	So.	Dale, Okla.
44	Angi Guffy	F	6-2	So.	Ringwood, Okla.

1991-92

11	Melissa Richie	F	5-7	Fr.	Jay, Okla.
13	Mandy Wade	F	6-3	Fr.	Ringling, Okla.
20	Amanda Hopkins	G	5-8	Jr.	Woodward, Okla.
22	Angie Alexander	G	5-11	Sr.	Preston, Okla.
23	Carin Stites	G	5-9	Sr.	Adair, Okla.
24	Sharee Mitchum	F	5-10	Fr.	Muskogee, Okla.
25	Amy Hightower	G	5-10	Fr.	Piedmont, Okla.
30	Elissa Walker	F	6-1	Sr.	Great Falls, Mont.
32	Sharon Webster	F	6-0	Jr.	Midwest City, Okla.
34	Yakini Wilson	G	5-8	Fr.	Oklahoma City
40	Kelli Epps	F	5-11	Sr.	Bartlesville, Okla.
43	Sheri Black	F	6-0	Fr.	Dale, Okla.
44	Angi Guffy	F	6-2	Fr.	Ringwood, Okla.
55	Connie Bodine	F	5-11	Fr.	Derby, Kan.

1990-91

10	Cecilia Harge	F	5-10	So.	Albuquerque, N.M.
11	Cara Jenkins-Gresham	G	5-4	Fr.	Oklahoma City, Okla.
20	Amanda Hopkins	G	5-7	Jr.	Woodward, Okla.
22	Angie Alexander	G/F	5-11	Jr.	Preston, Okla.
23	Robin Smith	G	5-9	So.	Troy, Mo.
24	Dana Posey	G	5-7	Jr.	Ardmore, Okla.
30	Elissa Walker	F	6-1	Jr.	Great Falls, Mont.
31	Lori Johnson	G	5-8	So.	Anadarko, Okla.
32	Sharon Webster	F	6-0	So.	Midwest City, Okla.
33	Rhonda Matzke	G	5-8	So.	Silver Lake, Kan.
34	Kris Hanson	F/C	6-2	Jr.	Yorkshire, N.Y.
40	Kelli Epps	G/F	5-11	Jr.	Bartlesville, Okla.
43	Carin Stites	G	5-9	Jr.	Adair, Okla.
44	Marla Duncan	F	5-10	Sr.	Milwaukee, Wis.
50	Cathy Bassett	F	6-0	Sr.	Sanborn, Minn.
53	Shannon Hallahan	C	6-2	So.	Fremont, Calif.

1989-90

00	Shannon Hallahan	C	6-2	Fr.	Fremont, Calif.
12	Laura Rushing	G	5-8	Sr.	Claremore, Okla.
13	Dawn Bleacher	F	5-10	Fr.	Moore, Okla.
21	Cathy Bassett	F	6-0	Jr.	Sanborn, Minn.
22	Angie Alexander	G/F	5-11	So.	Preston, Okla.
23	Robin Smith	G	5-9	Fr.	Troy, Mo.
24	Dana Posey	G	5-7	So.	Ardmore, Okla.
30	Elissa Walker	F	6-1	So.	Great Falls, Mont.
32	Sharon Webster	F	6-0	Fr.	Midwest City, Okla.
33	Rhonda Matzke	G	5-8	Fr.	Silver Lake, Kan.
34	Kris Hanson	F/C	6-2	So.	Yorkshire, N.Y.
40	Kelli Epps	G/F	5-11	Jr.	Bartlesville, Okla.
42	Tami Rogers	F/G	5-9	Sr.	Mont Belvieu, Texas
43	Kerri Mulry	F	6-1	Sr.	Combined Locks, Wis.
44	Marla Duncan	F	5-10	Jr.	Milwaukee, Wis.



YEAR-BY-YEAR ROSTERS

1988-89

3	Stephanie Sammons	G	5-4	Fr.	Plano, Texas
10	Beth Brown	G	5-5	So.	Sallisaw, Okla.
12	Laura Rushing	G	5-8	Jr.	Claremore, Okla.
21	Lori Johnson	G	5-6	Fr.	Anadarko, Okla.
22	Angie Alexander	G	5-11	Fr.	Preston, Okla.
23	Shelly Neeley	G	5-8	Sr.	Dighton, Kan.
24	Dana Posey	G	5-9	Fr.	Ardmore, Okla.
32	Erika Notzke	C	6-3	Sr.	Lawton, Okla.
33	Jo Mosley	F	6-0	Sr.	Oklahoma City
34	Kris Hanson	C	6-2	Fr.	Yorkshire, N.Y.
35	Tina Ogden	F	5-11	So.	Woodward, Okla.
40	Kelli Epps	G	5-9	So.	Bartlesville, Okla.
42	Tami Rogers	G	5-9	Jr.	Mont Belvieu, Texas

1987-88

3	Toni Campbell	G	5-6	So.	Philadelphia, Pa.
10	Pam Zachary	G	5-6	Jr.	Sapulpa, Okla.
12	Laura Rushing	G	5-9	So.	Claremore, Okla.
14	Margaret McKeon	G	5-7	So.	New York City, N.Y.
21	Terry Willis	F	6-1	Sr.	Lawton, Okla.
22	Lee Brock	G	5-8	Sr.	Ventura, Calif.
23	Shelly Neeley	G	5-8	Jr.	Dighton, Kan.
32	Erika Notzke	C	6-3	Jr.	Lawton, Okla.
33	Jo Mosley	F	6-0	Jr.	Oklahoma City, Okla.
34	Dale Ivey	F	6-1	Sr.	Brookshire, Texas
35	Tina Ogden	F	5-11	Fr.	Woodward, Okla.
40	Kelli Epps	G/F	5-9	Fr.	Bartlesville, Okla.
42	Tami Rogers	G	5-9	Jr.	Mont Belvieu, Texas

1986-87

10	Pam Zachary	G	5-6	So.	Sapulpa, Okla.
14	Margaret McKeon	G	5-7	Fr.	New York City, N.Y.
15	Laura Rushing	G	5-9	Fr.	Claremore, Okla.
20	Toni Campbell	G	5-6	Fr.	Philadelphia, Pa.
21	Terry Willis	F	6-1	Sr.	Lawton, Okla.
22	Lee Brock	G	5-8	Jr.	Ventura, Calif.
23	Shelly Neeley	G	5-8	So.	Dighton, Kan.
30	LaTrenda Phillips	G	6-0	Sr.	Lawton, Okla.
32	Erika Notzke	C	6-3	So.	Lawton, Okla.
33	Jo Mosley	F	6-0	So.	Oklahoma City, Okla.
34	Dale Ivey	C	6-0	Jr.	Brookshire, Texas
42	Tami Rogers	G	5-9	So.	Mont Belvieu, Texas
43	Julie Callan	C	6-0	Jr.	Lombard, Ill.
52	Lisa Allison	C	6-3	Sr.	Carthage, Mo.

1985-86

10	Pam Zachary	G	5-6	Fr.	Sapulpa, Okla.
13	Vickie Green	G	5-9	Sr.	Dallas, Texas
14	Jacquetta Hurley	F	6-1	Sr.	Oklahoma City
15	Michelle West	G	5-10	Fr.	Lawton, Okla.
20	Viki Streets	G	5-6	Sr.	Bartlesville, Okla.
21	Terry Willis	F	6-1	Jr.	Lawton, Okla.
22	Lee Brock	G	5-8	So.	Ventura, Calif.
23	Shelly Neeley	G	5-8	Fr.	Dighton, Kan.
30	LaTrenda Phillips	G	6-0	Jr.	Lawton, Okla.
32	Erika Notzke	F	6-3	Fr.	Lawton, Okla.
33	Jo Mosley	F	6-0	Fr.	Oklahoma City, Okla.
34	Kelly Hill	C	6-2	Jr.	Washington, Okla.
42	Tami Rogers	G	5-9	Fr.	Mont Belvieu, Texas
43	Julie Callan	C	6-0	So.	Lombard, Ill.
52	Lisa Allison	C	6-3	Jr.	Carthage, Mo.

1984-85

10	Shirley Fisher	G	5-9	Jr.	Oklahoma City, Okla.
12	Viki Streets	G	5-6	Jr.	Bartlesville, Okla.
13	Vickie Green	G	5-9	Jr.	Dallas, Texas
14	Jacquetta Hurley	F/C	6-1	Jr.	Fox, Okla.
15	Cynthia Pickens	G	5-7	Sr.	Graham, Okla.
20	Terry Willis	F/C	6-1	So.	Lawton, Okla.
22	Lee Brock	G	5-8	Fr.	Ventura, Calif.
30	LaTrenda Phillips	F/G	6-0	So.	Lawton, Okla.
31	Mandy Miller	C	6-2	So.	Broken Arrow, Okla.
34	Kelly Hill	C	6-2	So.	Washington, Okla.
42	Lisa Allison	C	6-3	So.	Carthage, Mo.
43	Julie Callan	C	6-1	So.	Lombard, Ill.

1983-84

10	Shirley Fisher	G	5-9	So.	Oklahoma City, Okla.
14	Jacquetta Hurley	F/C	6-1	So.	Fox, Okla.
15	Cynthia Pickens	G	5-7	Jr.	Graham, Okla.
20	Terry Willis	F	6-1	Fr.	Lawton, Okla.
21	Lynn McCurdy	F/G	5-11	Sr.	Purcell, Okla.
23	Bonita Turner	G	5-8	Sr.	Colbert, Okla.
30	LaTrenda Phillips	G	6-0	Fr.	Lawton, Okla.
31	Mandy Miller	C	6-2	Fr.	Broken Arrow, Okla.
32	Toni Eldridge	G	5-9	So.	Cerritos, Calif.
33	Andath Beers	G	5-9	Sr.	Bixby, Okla.
34	Kelly Hill	C	6-2	Fr.	Washington, Okla.
42	Lisa Allison	C	6-3	Fr.	Carthage, Mo.

1982-83

10	Shirley Fisher	G	5-9	Fr.	Oklahoma City, Okla.
12	Kari Holder	G	5-8	So.	Los Alamos, N.M.
13	Sandy Heatherington	G	5-9	Sr.	Moore, Okla.
14	Jacquetta Hurley	F	6-1	Fr.	Fox, Okla.
15	Carla Pearson	F/G	5-9	Sr.	St. Louis, Mo.
21	Lynn McCurdy	F/G	5-11	Jr.	Purcell, Okla.
22	Ladanah Sanders	G	5-7	Sr.	Asher, Okla.
23	Bonita Turner	G	5-8	Jr.	Colbert, Okla.
24	Molly McGuire	C	6-1	Sr.	Pawhuska, Okla.
30	Shelley Waller	F	5-11	Sr.	Okmulgee, Okla.
31	Jennye Ogle	C	6-1	So.	Tahlequah, Okla.
32	Toni Eldridge	F/G	5-10	Fr.	Cerritos, Calif.
33	Ardath Beers	G	5-9	Jr.	Bixby, Okla.
42	Sherri Willis	F	5-11	Fr.	Queens, N.Y.

1981-82

11	Cathy Gerdes	G	5-4	Jr.	Houston, Texas
12	Kari Holder	G	5-7	Fr.	Los Alamos, N.M.
13	Sandy Douglas	G	5-9	Jr.	Tuttle, Okla.
14	Janet Southard	F	5-11	Sr.	Moore, Okla.
15	Carla Pearson	G	5-9	Jr.	St. Louis, Mo.
20	Jennye Ogle	F	6-0	Fr.	Tahlequah, Okla.
21	Lynn McCurdy	F/G	5-10	So.	Purcell, Okla.
22	Landanah Sanders	G	5-7	Jr.	Asher, Okla.
23	Bonita Turner	G	5-8	So.	Colbert, Okla.
24	Molly McGuire	C	6-1	Jr.	Pawhuska, Okla.
30	Shelley Waller	F	5-9	Jr.	Okmulgee, Okla.
32	Dee Dee Swan	F	6-0	So.	Arvada, Colo.
33	Ardath Beers	G	5-8	So.	Bixby, Okla.
43	Lisa Bittle	C	6-0	Fr.	Bixby, Okla.

YEAR-BY-YEAR ROSTERS



» LaTrenda Phillips earned first-team All-Big Eight honors her junior (1985-86) and senior (1986-87) seasons. She averaged 13.1 points as OU earned its first-ever conference title in 1986. Phillips still ranks sixth in school history with 232 steals.

1980-81

11 Rhona Ray	G	5-6	Fr.	Norman, Okla.
14 Janet Southard	F	5-11	Jr.	Moore, Okla.
15 Carla Pearson	G	5-8	So.	St. Louis, Mo.
20 Janet Gabriel	G	5-8.5	Sr.	Sayre, Pa.
21 Lynn McCurdy	G	5-10	Fr.	Purcell, Okla.
22 Ladanah Sanders	G	5-7	So.	Asher, Okla.
23 Bonita Turner	G	5-8	Fr.	Colbert, Okla.
24 Molly McGuire	F/C	6-0	Sr.	Pawhuska, Okla.
30 Shelley Waller	G	5-9	So.	Okmulgee, Okla.
32 Teresa Ray	F/C	6-0	Sr.	Norman, Okla.
33 Joyce Parker	F	6-0	Sr.	Colbert, Okla.
34 Karen Morrison	G	5-8	So.	Jenks, Okla.
43 Erin Schrieber	F/C	6-0	Fr.	Jenks, Okla.

1979-80

10 Cherie LaDue	G	5-6	Fr.	Dallas, Texas
11 Barbie Daugherty	G	5-4	Fr.	Holdenville, Okla.
12 Mary Lane	G	5-4	Jr.	Fairfax, Okla.
14 Janet Freeman	F	5-11	So.	Moore, Okla.
15 Carla Pearson	G/F	5-8	Fr.	St. Louis, Mo.
21 Leslie Core	G	5-8	Fr.	Pawhuska, Okla.
22 Ladanah Sanders	G	5-7	Fr.	Asher, Okla.
23 Terri Adams	C	6-0	Sr.	Sharon, Okla.
24 Molly McGuire	C/F	6-0	Fr.	Pawhuska, Okla.
30 Shelley Waller	F	5-9	Fr.	Okmulgee, Okla.
32 Teresa Ray	C/F	6-0	So.	Norman, Okla.
33 Joyce Parker	F	6-0	Jr.	Colbert, Okla.
34 Karen Morrison	G	5-8	Fr.	Jenks, Okla.
35 Gail Lashley	G	5-6	Jr.	Keota, Okla.

1978-79

14 Janet Freeman	F	6-0	Fr.	Moore, Okla.
21 Karon Couts	G	5-4	So.	Mustang, Okla.
22 Jana Brady	F	5-11	So.	Healdton, Okla.
23 Lorna Goodnoh	G	5-9	So.	Del City, Okla.
25 Susan Gregg	G/F	5-9	So.	Harrah, Okla.
30 Mary Lane	G	5-4	So.	Norman, Okla.
31 Barbara Johnson	C	6-2	Fr.	Duncan, Okla.
32 Marta Moorman	G	5-7	Sr.	Tonkawa, Okla.
33 Joyce Parker	F	6-0	So.	Colbert, Okla.
35 Janet Fajen	F/C	6-0	So.	Guymon, Okla.
Teresa Ray	C	6-0	So.	Norman, Okla.
Annette Tucker	G	5-6	So.	Noble, Okla.

1977-78

10 Vicki McCann	G	5-8	Fr.	Lindsay, Okla.
11 Annette Tucker	G	5-6	Fr.	Noble, Okla.
13 LaDawn Whitlock	G	5-6	Fr.	Byng, Okla.
14 Janet Fajen	C/F	6-0	Fr.	Guymon, Okla.
15 Lisa Wasson	G	5-7	Fr.	Pernell, Okla.
20 Teresa Ray	C/F	6-0	Fr.	Norman, Okla.
21 Joyce Parker	C/F	6-0	Fr.	Colbert, Okla.
22 Jana Brady	C/F	5-11	Fr.	Healdton, Okla.
23 Dinah Christian	F	5-10	Fr.	Choctaw, Okla.
24 Olive Kehnemund	F	5-10	Jr.	Enid, Okla.
25 Terry Marcum	G	5-7	Fr.	Norman, Okla.
30 Marta Moorman	F	5-10	Jr.	Tonkawa, Okla.

1976-77

10 Sandra Parker	G	5-6	Fr.	Del City, Okla.
11 Terry James	G	5-4	Fr.	Talihina, Okla.
12 Gail Frasier	F/G	5-6	Fr.	Oklahoma City
14 Mary Lane	G	5-4	Fr.	Fairfax, Okla.
15 Debbie Sheppard	G/F	5-7	Fr.	Mustang, Okla.
20 Pam Lewis	G	5-2	Fr.	Dale, Okla.
21 Janet Whitehorse	G	5-4	So.	Elgin, Okla.
22 Susan Whitehorse	F	5-9	So.	Elgin, Okla.
23 Lorna Derby	F	5-9	Fr.	Del City, Okla.
24 Susan Smith	G	5-3	Fr.	Moore, Okla.
25 Kris Mullins	F	5-7	Fr.	Purcell, Okla.
30 Cindy Ladner	F	6-0	Jr.	Eldorado, Okla.

1975-76

11 Mildred Montgomery	5-8	So.	Poteau, Okla.
13 Kim Jones	5-7	Fr.	Moore, Okla.
15 Vee Sutton	5-4	Fr.	Tulsa, Okla.
21 Janet Whitehorse	5-7	Fr.	Elgin, Okla.
22 Robyn Barkett	5-5	Fr.	Alva, Okla.
23 Bonnie Little	5-10	Jr.	Marshalltown, Iowa
24 Jo Stottsberry	5-11	So.	Poteau, Okla.
30 Sherri Jackson	5-6	Fr.	Collinsville, Okla.
31 Cindy Foor	5-6	So.	Norman, Okla.
33 Julie Arrington	5-10	Fr.	Canadian, Texas
34 Toni Bayouth	5-4	Fr.	Cleveland, Okla.
45 Deborah Clark	5-6	So.	Catoosa, Okla.
51 Susan Whitehorse	5-9	Fr.	Elgin, Okla.

1974-75

11 Jackie Farley	F	5-6	Sr.	Tipton, Okla.
15 Mollie Barnes	G	5-3	Fr.	Schulter, Okla.
22 Jana Jobe	G	5-1	Fr.	Moore, Okla.
25 Shelly Thomas	F	5-7	Jr.	Oklahoma City
30 Cay Papagolios	F	5-5	Fr.	Midwest City, Okla.
33 Julie Arrington	C	5-10	Fr.	Canadian, Texas
34 Mary Larchey	F	5-7	So.	Brahman, Okla.
45 Deborah Clark	F	5-6	So.	Catoosa, Okla.
54 Alice Roach	G	5-1	Fr.	Owasso, Okla.



ROSTER BY HOMETOWN

ARKANSAS (5)

Nyeshia Stevenson (Little Rock)
Jenny Vining (Marshall)
Felisha Gibbs (Parkin)
Morgan Hook (Rogers)
Krista Sanchez (Springdale)

CALIFORNIA (7)

Shannon Hallahan (Fremont)
Toni Eldridge (Cerritos)
Abi Olajuwon (Los Angeles)
Ashley Paris (Piedmont)
Courtney Paris (Piedmont)
Danielle Robinson (San Jose)
Lee Brock (Ventura)

COLORADO (2)

Dee Dee Swan (Arvada)
Shontell Brown (Denver)

FLORIDA (2)

Nydia Lampkin (Palm Bay)
Katherine Zander (Orange Park)

GEORGIA (1)

Ijeoma Odimgbe (Savannah)

KANSAS (9)

Shelly Neeley (Dighton)
Connie Bodine (Derby)
Joanna McFarland (Derby)
Jamie Talbert (Elkhart)
Kate Scott (Kansas City)
Joanna McFarland (McPherson)
DaShawn Harden (Olathe)
Lauren Willis (Overland Park)
Rhonda Matzke (Silver Lake)

KENTUCKY (2)

Portia Durrett (Louisville)
Morgan Rich (Scottsville)

IDAHO (1)

Mandy Simpson (Boise)

ILLINOIS (1)

Amanda Thompson (Chicago)

IOWA (3)

Maddie Manning (Ankeny)
Shaya Kellogg (Ames)
Bonnie Little (Marshalltown)

MINNESOTA (1)

Cathy Bassett (Sanborn)

MISSOURI (5)

Lisa Allison (Carthage)
Dionnah Jackson (St. Louis)
Carla Pearson (St. Louis)
Robin Smith (Troy)
McKenna Treece (St. Peters)

MONTANA (1)

Elissa Walker (Great Falls)

NEBRASKA (1)

Jenny Bramer (Omaha)

NEVADA (1)

Aaryn Ellenberg (Las Vegas)

NEW MEXICO (3)

Cecilia Harge (Albuquerque)
Beky Preston (Albuquerque)
Kari Holder (Los Alamos)

NEW YORK (3)

Sherri Willis (Queens)
Margaret McKeon (New York City)
Kris Hanson (Yorkshire)

OHIO (1)

Carlee Roethlisberger (Findlay)

OKLAHOMA (139)

LaNeishea Caufield (Ada)
Caton Hill (Ada)
Carin Stites (Adair)
Leslie Flemons (Altus)
Robyn Barkett (Alva)
Lori Johnson (Anadarko)
Clary Donica (Ardmore)
Kendra Moore (Ardmore)
Dana Posey (Ardmore)
Ladanah Sanders (Asher)
Kelli Epps (Bartlesville)
Viki Streets (Bartlesville)
Nikki Corcoran (Bethel)
Jadrea Seeley (Bethel)
Andath Beers (Bixby)
Lisa Bittle (Bixby)
Mary Larchey (Brahman)
Angye Tilley (Bristow)
Mandy Miller (Broken Arrow)
Aspen Williston (Broken Bow)
LaDawn Whitlock (Byng)
Deborah Clark (Catoosa)
Kelley Workman (Chickasha)
Michele Workman (Chickasha)
Dinah Christian (Choctaw)
Ana Llanusa (Choctaw)
Laura Rushing (Claremore)
Toni Bayouth (Cleveland)
Stephanie Simon (Clinton)
Joyce Parker (Colbert)
Bonita Turner (Colbert)
Sherri Jackson (Collinsville)
Sheri Black (Dale)
Pam Lewis (Dale)
Lorna Derby-Goodnoh (Del City)
Etta Maytubby (Del City)
Saundra Parker (Del City)
Rose Hammond (Depew)
Barbara Johnson (Duncan)
Pam Pennon (Eagletown)
Cindy Ladner (Eldorado)
Jamie Mayer (Elk City)
Janet Whitehorse (Elgin)
Susan Whitehorse (Elgin)
Olive Kehnemund (Enid)
Mary Lane (Fairfax)
Jacquetta Hurley (Fox)
Cynthia Pickens (Graham)
Janet Fajen (Guymon)
Susan Gregg (Harrah)
Jana Brady (Healdton)
Jennifer Hajek (Hennessey)
Barbie Daugherty (Holdenville)
Stephanie McGhee (Howe)
Melissa Richie (Jay)
Suzanne Kern (Jenks)
Crystal Lawson (Jenks)
Karen Morrison (Jenks)
Erin Schrieber (Jenks)
J'Anna Williams (Jenks)
Gail Lashley (Keota)
LaTrenda Phillips (Lawton)
Erika Notzke (Lawton)
Michelle West (Lawton)
Terry Willis (Lawton)
Vicki McCann (Lindsay)
Julie Callan (Lombard)
Gioya Carter (Midwest City)
Cay Papagolos (Midwest City)
Sharon Webster (Midwest City)
Kaylon Williams (Midwest City)
Dawn Bleacher (Moore)
Sandy Heatherington (Moore)
Jana Jobe (Moore)
Kim Jones (Moore)
Jessi Murcer (Moore)
Susan Smith (Moore)
Janet Freeman-Southard (Moore)
Shonika Breedlove (Muskogee)
Sharee Mitchum (Muskogee)
Karen Couts (Mustang)
Debbie Sheppard (Mustang)
Misty Van Curen (Mustang)
Annette Tucker (Noble)
Britney Brown (Norman)
Cindy Foor (Norman)
Sunny Hardeman (Norman)
Terry Marcum (Norman)
Rhona Ray (Norman)
Teresa Ray (Norman)
Shannon Selmon (Norman)
Shirley Fisher (Oklahoma City)
Gail Frazier (Oklahoma City)
Cara Jenkins-Gresham (Oklahoma City)
Erin Higgins (Oklahoma City)
Jacquetta Hurley (Oklahoma City)
Jo Mosley (Oklahoma City)
Lauren Shoush (Oklahoma City)
Whitney Ritchie (Oklahoma City)
Shelly Thomas (Oklahoma City)
LaNeisa Williams (Oklahoma City)
Yakini Wilson (Oklahoma City)
Shelley Waller (Okmulgee)
Alice Roach (Owasso)
Leslie Core (Pawhuska)
Molly McGuire (Pawhuska)
Lisa Watson (Pawhuska)
Amy Hightower (Piedmont)
Jamie Graves (Ponca City)
Mildred Montgomery (Poteau)
Jo Stottsberry (Poteau)
Malisa Daniel (Prague)

ROSTER BY HOMETOWN



Angie Alexander (Preston)
Lynn McCurdy (Purcell)
Kris Mullins (Purcell)
Jenna Plumley (Red Rock)
Mandy Wade (Ringling)
Angi Guffy (Ringwood)
Kelli Inman (Ringwood)
Beth Brown (Sallisaw)
Jamie Phillips (Sallisaw)
Chelsea Dungee (Sapulpa)
Pam Zachary (Sapulpa)
Mollie Barnes (Schulter)
Kodi Morrison (Seminole)
Terri Adams (Sharon)
Sharane Campbell (Spencer)
T'ona Edwards (Spencer)
Jennye Ogle (Tahlequah)
Terry James (Talihina)
Jackie Farley (Tipton)
Marta Moorman (Tonkawa)
Stephaine Chandler (Tulsa)
Gabby Gregory (Tulsa)
Miranda Stacy (Tulsa)
Vee Sutton (Tulsa)
Sandy Douglas (Tuttle)
Tina Taylor (Vian)
Laura Andrews (Washington)
Carolyn Winchester (Washington)
Kelly Hill (Washington)
Lori Schenk (Watonga)
Amanda Hopkins (Woodward)
Tina Ogden (Woodward)

OREGON (1)

Roxanne Long (Corvallis)

PENNSYLVANIA (2)

Toni Campbell (Philadelphia)
Janet Gabriel (Sayre)

SOUTH CAROLINA (1)

Yolanda Anderson (Lincolntonville)

SOUTH DAKOTA (1)

Kendra Panther (Rapid City)

TEXAS (28)

Peyton Little (Abilene)
Leah Rush (Amarillo)
Eden Williams (Amarillo)
Dale Ivey (Brookshire)
Julie Arrington (Canadian)
Nancy Mulkey (Cypress)
Vickie Green (Dallas)
Cherie LaDue (Dallas)
Whitney Hand (Fort Worth)
Madi Williams (Fort Worth)
Antoinette Wadsworth (Grand Prairie)
Emily Britt (Granbury)
Cathy Gerdes (Houston)
Jasmine Hartman (Houston)
Casey Walker (Houston)
LaNae Jones (Kaufman)
Nicole Kornet (Lantana)
Tami Rogers (Mont Belvieu)
Chelsi Welch (Plainview)



» Mandy Simpson is the first player from Idaho to suit up for the Sooners.

Jacqueline Jeffcoat (Plano)
Stephanie Sammons (Plano)
Tara Dunn (Poth)
Desiree Taylor (Richardson)
Lyndsey Cloman (San Antonio)
Phylesha Whaley (Slaton)
Stephanie Luce (Southlake)
Liz Scott (Tomball)
Tatum Veitenheimer (Windthorst)

TENNESSEE (1)

Derica Wyatt (Brentwood)

WISCONSIN (6)

Kerri Mulry (Combined Locks)
Marla Duncan (Milwaukee)
Nicole Griffin (Milwaukee)
Kelly Lam (Milwaukee)
Rosalind Ross (Milwaukee)
Gabbi Ortiz (Racine)

FOREIGN BORN

AUSTRALIA (2)

Jamie Anderson (Epping, Victoria)
Chloe Bloom (Sydney)

CANADA (4)

Stacey Dales (Brockville, Ont.)
Jennifer Cunningham (Kingston, Ont.)
Theresa Jantzen (Medicine Hat, Alb.)
Shaina Pellington (Pickering, Ont.)

CZECH REPUBLIC (1)

Zuzana Krumlova (Prague)

HAITI (1)

Vionise Pierre-Louis

NEW ZEALAND (1)

Nola Wainohu (Hamilton)

PUERTO RICO (1)

Gileysa Penzo (San Juan)

SERBIA (1)

Jelena Cerina (Vrsac)

VENEZUELA (1)

Maria Villaruel (Margarita)

Alphabetized by hometown



RECORDS VS. OPPONENTS

Abilene Christian 1-0

Games: 1
Series Record: OU leads 1-0
At Norman: OU leads 1-0

Date	Result	Location
11/23/84	W, 89-70	Norman

Akron 1-0

Games: 1
Series Record: OU leads 1-0
At Grand Bahamas: OU leads 1-0

Date	Result	Location
11/26/04	W, 88-40	Grand Bahamas

Alabama 0-1

Games: 1
Series Record: UA leads 1-0
At Nassau, Bahamas: UA leads 1-0

Date	Result	Location
12/28/95	L, 71-62	Nassau

Arizona 0-2

Games: 2
Series Record: UA leads 2-0
At Honolulu, Hawaii: UA leads 1-0
At Knoxville, Tenn.: UA leads 1-0

Date	Result	Location
11/19/99	L, 75-59	Honolulu
3/20/05	L, 72-69	Knoxville

Arizona State 2-1

Games: 3
Series Record: 2-1
At Cancun, Mexico: OU leads 1-0
At Tempe, Ariz.: ASU leads 1-0
At Norman: OU leads 1-0

Date	Result	Location
12/29/97	L, 87-76	Tempe
11/22/07	W, 69-57	Cancun
11/21/08	W, 70-57	Norman

Arkansas 10-8

Games: 18
Series Record: OU leads 10-8
At Norman: OU leads 6-2
At Fayetteville, Ark.: UA leads 5-3
At Honolulu, Hawaii: OU leads 1-0
At Little Rock, Ark.: UA leads 1-0

Date	Result	Location
12/14/77	W, 80-51	Norman
2/20/79	W, 65-53	Fayetteville
2/16/80	W, 57-50	Norman
1/3/81	W, 75-68	Fayetteville
2/7/82	W, 65-64	Norman
12/21/85	L, 79-66	Fayetteville
12/6/86	W, 76-70	Norman
12/12/89	L, 86-68	Norman
11/27/90	L, 84-72	Fayetteville
1/13/92	L, 57-55	Norman
1/20/93	W, 70-63	Fayetteville
1/25/94	W, 93-79	Norman
2/22/95	L, 69-64	Fayetteville
3/14/99	L, 97-93 (OT)	Fayetteville
12/05/09	W, 87-86 (OT)	Norman

12/19/10	L, 67-57	Fayetteville
11/23/12	W, 73-70	Honolulu
12/21/14	L, 71-64	Little Rock

Arkansas-Little Rock 6-2

Games: 8
Series Record: OU leads 6-2
At Norman: OU leads 5-0
At Little Rock, Ark.: LR leads 2-1

Date	Result	Location
1/11/88	W, 99-67	Norman
12/11/99	W, 102-72	Norman
12/5/00	W, 86-45	Little Rock
3/23/10	W, 60-44	Norman
12/14/14	L, 66-62	Little Rock
12/2/15	W, 65-52	Norman
11/16/16	W, 68-58	Norman
11/28/17	L, 56-68	Little Rock

Arkansas-Pine Bluff 2-0

Games: 2
Series Record: OU leads 2-0
At Norman: OU leads 2-0

Date	Result	Location
12/10/06	W, 87-42	Norman
12/29/10	W, 118-52	Norman

Arkansas State 4-1

Games: 5
Series Record: OU leads 4-1
At Norman: OU leads 2-0
At Jonesboro, Ark.: Tied 1-1
At Amarillo, Texas: OU leads 1-0

Date	Result	Location
11/25/89	W, 102-73	Norman
12/20/92	L, 76-63	Jonesboro
3/26/94	W, 69-65	Amarillo
12/2/07	W, 93-36	Norman
12/7/08	W, 87-57	Jonesboro

Army 1-0

Games: 1
Series Record: OU leads 1-0
At West Point: OU leads 1-0

Date	Result	Location
12/10/10	W, 59-46	West Point

Auburn 0-1

Games: 1
Series Record: AU leads 1-0
At Auburn: AU leads 1-0

Date	Result	Location
12/2/19	L, 95-79	Auburn

Baylor 26-29

Games: 55
Series Record: BU leads 29-26
At College Station, Texas: OU leads 1-0
At Dallas: OU leads 1-0
At Norman: BU leads 13-11
At Oklahoma City: Tied at 1-1
At Waco, Texas: Baylor leads 14-10*
At Kansas City, Mo.: OU leads 2-0
*Does not include one Baylor forfeit

Date	Result	Location
1/9/80	W, 66-48	College Station
1981	W, by forfeit	site unknown
12/30/91	W, 113-72	Norman
2/3/92	W, 83-76	Waco
1/18/97	L, 87-65	Waco
2/26/97	L, 78-63	Norman
1/14/98	L, 67-64	Norman
2/1/98	L, 97-67	Waco
1/16/99	W, 86-65	Norman
2/17/99	W, 76-67	Waco
1/15/00	W, 87-66	Waco
2/2/00	W, 87-59	Norman
1/13/01	W, 90-87	Waco
2/21/01	W, 86-76	Norman
1/12/02	W, 82-73	Waco
2/5/02	W, 69-60	Norman
3/9/02	W, 84-69	Kansas City
1/26/03	W, 65-64	Waco
2/12/03	W, 78-64	Norman
1/24/04	L, 74-67	Norman
2/21/04	L, 77-62	Waco
1/16/05	L, 78-68	Waco
2/9/05	L, 73-72	Norman
1/21/06	W, 73-70	Waco
2/12/06	W, 81-77 (OT)	Norman
3/11/06	W, 72-61	Dallas
1/10/07	W, 76-63	Waco
2/28/07	W, 88-61	Norman
3/8/07	W, 78-64	Oklahoma City
1/20/07	L, 84-73	Norman
2/17/08	L, 79-59	Waco
1/28/09	W, 56-51	Waco
2/21/09	W, 66-58	Norman
01/13/10	L, 57-47	Waco
2/10/10	W, 62-60 (OT)	Norman
3/12/10	W, 59-54	Kansas City
2/2/11	L, 92-70	Waco
2/27/11	L, 82-81	Norman
1/26/12	L, 89-58	Norman
2/6/12	L, 81-54	Waco
1/26/13	L, 82-65	Waco
2/25/13	L, 86-64	Norman
2/3/14	L, 81-67	Norman
2/24/14	L, 96-89	Waco
2/11/15	L, 89-66	Waco
2/25/15	W, 68-64	Norman
1/3/16	L, 78-68	Waco
2/22/16	L, 78-70	Norman
3/6/16	L, 84-57	Oklahoma City
1/29/17	L, 92-58	Waco
2/27/17	L, 103-64	Norman
1/14/18	L, 74-52	Norman
2/3/18	L, 74-65	Waco
1/27/19	L, 74-53	Norman
2/16/19	L, 87-53	Waco

RECORDS VS. OPPONENTS



Belmont 1-0

Games: 1
Series Record: OU leads 1-0
At Norman: OU leads 1-0

Date	Result	Location
11/10/17	W, 96-73	Norman

Boston College 1-0

Games: 1
Series Record: OU leads 1-0
At Freeport, Bahamas: OU leads 1-0

Date	Result	Location
11/28/15	W, 76-61	Freeport

Boston University 1-0

Games: 1
Series Record: OU leads 1-0
At Miami, Fla.: OU leads 1-0

Date	Result	Location
12/31/88	W, 77-72	Miami

Bradley 3-0

Games: 3
Series Record: OU leads 3-0
At Norman: OU leads 1-0
At Freeport, Baham: OU leads 1-0
At Peoria, Ill.: OU leads 1-0

Date	Result	Location
11/28/15	W, 76-61	Freeport
11/21/14	W, 104-55	Norman
11/22/15	W, 79-46	Peoria

BYU 5-1

Games: 6
Series Record: OU leads 5-1
At Denver: OU leads 1-0
At Norman: OU leads 2-0
At Provo, Utah: Tied at 1-1
At West Lafayette, Ind.: OU leads 1-0

Date	Result	Location
1/9/89	W, 103-81	Norman
12/30/89	L, 108-77	Provo
3/18/00	W, 86-81	West Lafayette
3/20/06	W, 86-70	Denver
11/19/15	W, 73-47	Norman
11/19/16	W, 68-61	Provo

Bucknell 1-0

Games: 1
Series Record: OU leads 1-0
At Miami, Fla.: OU leads 1-0

Date	Result	Location
12/30/92	W, 84-60	Miami

Butler 1-0

Games: 1
Series Record: OU leads 1-0
At San Antonio: OU leads 1-0

Date	Result	Location
11/23/01	W, 90-44	San Antonio

California 1-3

Games: 4
Series Record: Cal leads 3-1
At Amarillo, Texas: Cal leads 1-0
At Honolulu, Hawaii: Cal leads 1-0
At Las Vegas, Nev.: Cal leads 1-0
At San Jose, Calif.: OU leads 1-0

Date	Result	Location
3/24/84	L, 81-78	Amarillo
11/28/87	L, 81-66	Honolulu
12/13/08	W, 86-75	San Jose
12/20/16	L, 82-74	Las Vegas

California-Riverside 2-0

Games: 2
Series Record: OU leads 2-0
At Norman: OU leads 2-0

Date	Result	Location
11/15/08	W, 88-57	Norman
12/20/12	W, 70-46	Norman

Cal State Bakersfield 1-0

Games: 1
Series Record: OU leads 1-0
At San Jose, Calif.: OU leads 1-0

Date	Result	Location
12/12/08	W, 105-84	San Jose

Cal State Fullerton 1-0

Games: 1
Series Record: OU leads 1-0
At Norman: OU leads 1-0

Date	Result	Location
12/30/09	W, 95-76	Norman

Cal State Northridge 1-0

Games: 1
Series Record: OU leads 1-0
At Norman: OU leads 1-0

Date	Result	Location
12/29/12	W, 79-57	Norman

Cameron 4-0

Games: 4
Series Record: OU leads 4-0
At Norman: OU leads 3-0
At Lawton: OU leads 1-0

Date	Result	Location
11/21/77	W, 77-52	Norman
1/28/78	W, 73-50	Lawton
11/30/82	W, 85-57	Norman
11/10/10	W, 85-23	Norman

Central Arkansas 2-0

Games: 2
Series Record: OU leads 2-0
At Norman: OU leads 2-0

Date	Result	Location
12/20/07	W, 121-48	Norman
12/5/19	W, 65-52	Norman

Central Michigan 1-0

Games: 1
Series Record: OU leads 1-0
At Columbus, Ohio: OU leads 1-0

Date	Result	Location
3/23/13	W, 78-73	Columbus

Central Missouri State 0-1

Games: 1
Series Record: CMSU leads 1-0
At Norman: CMSU leads 1-0

Date	Result	Location
1/4/91	L, 88-80	Norman

Central Oklahoma 4-5

Games: 9
Series Record: UCO leads 5-4
At Edmond: UCO leads 3-1
At Tahlequah: OU leads 1-0
At Norman: OU leads 3-1

Date	Result	Location
2/8/75	L, 55-51	Edmond
2/25/75	L, 47-43	Norman
12/5/75	L, 70-34	Norman
1/27/76	L, 58-47	Edmond
12/7/76	L, 53-42	Edmond
3/1/77	W, 60-49	Norman
2/14/78	W, 65-57	Edmond
2/24/78	W, 59-56	Tahlequah
12/13/82	W, 82-56	Norman

Chattanooga 0-1

Games: 1
Series Record: UTC leads 1-0
At Amarillo, Texas: UTC leads 1-0

Date	Result	Location
3/16/84	L, 84-78	Amarillo

Clemson 0-1

Games: 1
Series Record: CU leads 1-0
At Bimini, Bahamas: CU leads 1-0

Date	Result	Location
11/23/18	L, 74-62	Bimini

Colorado 22-34

Games: 56
Series Record: CU leads 34-22
At Norman: OU leads 12-10
At Boulder, Colo.: CU leads 17-6
At Dallas, Texas: Tied 1-1
At Lincoln, Neb.: CU leads 1-0
At Kansas City, Mo.: Tied 1-1
At Manhattan, Kan.: CU leads 1-0
At Boise, Idaho: OU leads 1-0
At Salina, Kan.: CU leads 3-0

Date	Result	Location
12/7/78	W, 68-66	Norman
1/19/79	L, 78-62	Lincoln
12/3/79	L, 90-77	Boulder
1/14/82	L, 71-61	Manhattan
1/29/83	W, 90-79	Norman
2/26/83	L, 89-82	Boulder
3/10/83	L, 78-70	Norman



RECORDS VS. OPPONENTS

1/18/84	L, 66-62	Boulder
2/18/84	W, 88-78	Norman
1/29/85	W, 73-65	Boulder
2/20/85	W, 80-58	Norman
1/15/86	L, 91-84	Boulder
2/15/86	W, 82-69	Norman
1/27/87	L, 94-80	Boulder
2/18/87	L, 74-73	Norman
1/13/88	W, 82-78	Boulder
2/27/88	L, 91-88 (OT)	Norman
1/27/89	L, 73-70	Norman
2/18/89	L, 87-76	Boulder
3/4/89	L, 80-61	Salina
1/10/90	L, 56-48	Norman
2/18/90	L, 86-49	Boulder
1/16/91	L, 68-51	Norman
2/3/91	L, 76-55	Boulder
3/2/91	L, 80-75	Salina
2/1/92	L, 63-55	Norman
2/22/92	L, 86-63	Boulder
1/29/93	L, 80-49	Norman
2/28/93	W, 74-69	Norman
1/28/94	L, 79-74	Norman
2/27/94	L, 89-79	Boulder
1/8/95	L, 83-59	Boulder
2/3/95	L, 69-64	Norman
1/28/96	L, 68-53	Norman
2/23/96	L, 83-68	Boulder
3/2/96	L, 76-70	Salina
2/12/97	L, 61-42	Boulder
1/28/98	W, 61-58	Norman
3/3/98	L, 71-66	Kansas City
1/9/99	L, 63-62	Boulder
1/22/00	W, 76-73	Norman
1/3/01	W, 89-69	Boulder
3/8/01	W, 102-93	Kansas City
1/2/02	W, 78-67	Norman
3/25/02	W, 94-60	Boise
2/16/03	L, 61-57	Boulder
3/12/03	L, 73-68	Dallas
2/18/04	W, 78-58	Norman
3/10/04	W, 63-56	Dallas
2/16/05	W, 77-61	Boulder
1/7/06	W, 84-61	Norman
1/20/07	W, 82-67	Boulder
2/9/08	W, 82-66	Norman
1/21/09	W, 72-58	Boulder
2/13/10	W, 65-55	Norman
2/23/11	L, 73-68	Boulder

Colorado State 3-1

Games: 4
 Series Record: OU leads 2-1
 At Norman: OU leads 2-0
 At Fort Collins: OU leads 1-0
 At Wichita, Kan.: CSU leads 1-0

Date	Result	Location
1/8/77	L, 59-56	Wichita
1/10/87	W, 72-58	Norman
11/27/16	W, 70-55	Norman
11/21/17	W, 78-46	Fort Collins

Connecticut 0-12

Games: 12
 Series Record: UConn leads 12-0
 At Honolulu: UConn leads 1-0
 At Norman: UConn leads 4-0
 At Richmond, Va.: UConn leads 1-0
 At Hartford, Conn.: UConn leads 2-0
 At Storrs, Conn.: UConn leads 2-0
 At Uncasville, Conn.: UConn leads 1-0
 At San Antonio: UConn leads 1-0

Date	Result	Location
12/29/99	L, 84-68	Norman
3/25/00	L, 102-80	Richmond
12/22/01	L, 86-72	Hartford
3/31/02	L, 82-70	San Antonio
12/1/02	L, 73-60	Honolulu
11/20/05	L, 82-62	Storrs
11/30/08	L, 106-78	Storrs
2/15/10	L, 76-60	Norman
2/14/11	L, 86-45	Hartford
2/13/12	L, 73-55	Norman
12/19/17	L, 88-64	Uncasville
12/19/18	L, 72-63	Norman

Creighton 5-0

Games: 5
 Series Record: OU leads 5-0
 At Norman: OU leads 3-0
 At Omaha, Neb.: OU leads 2-0

Date	Result	Location
12/2/85	W, 94-76	Norman
12/03/08	W, 69-49	Norman
12/20/09	W, 67-58	Omaha
12/10/12	W, 69-48	Omaha
12/1/13	W, 80-52	Norman

Dayton 1-0

Games: 1
 Series Record: OU leads 1-0
 At Miami, Fla.: OU leads 1-0

Date	Result	Location
1/3/86	W, 64-46	Miami

Denver 2-0

Games: 2
 Series Record: OU leads 2-0
 At Norman: OU leads 1-0
 At Denver: OU leads 1-0

Date	Result	Location
12/28/98	W, 80-52	Norman
12/18/99	W, 69-62	Denver

DePaul 1-4

Games: 5
 Series Record: DePaul leads 4-1
 At Norman: Tied 1-1
 At Chicago: DePaul leads 1-0
 At Durham, N.C.: DePaul leads 1-0
 At College Station, Texas.: DePaul leads 1-0

Date	Result	Location
11/12/06	W, 105-71	Norman
3/22/14	L, 104-100	Durham
11/13/17	L, 111-108 (OT)	Chicago
3/16/18	L, 90-79	College Station
12/9/18	L, 87-76	Norman

Drake 0-3

Games: 3
 Series Record: DU leads 3-0
 At Norman: DU leads 2-0
 At Des Moines, Iowa: DU leads 1-0

Date	Result	Location
1/14/77	L, 61-55	Norman
12/3/95	L, 81-71	Des Moines
11/25/96	L, 77-64	Norman

Duke 1-2

Games: 3
 Series Record: Duke leads 2-1
 At Norman: Duke leads 1-0
 Durham, N.C.: Duke leads 1-0
 At San Antonio: OU leads 1-0

Date	Result	Location
3/29/02	W, 86-71	San Antonio
12/8/13	L, 94-85	Norman
12/14/14	L, 92-72	Durham

East Central (Okla.) 3-3

Games: 6
 Series Record: Tied 3-3
 At Norman: OU leads 2-1
 At Ada, Okla.: ECU leads 3-0

Date	Result	Location
1/27/75	L, 62-41	Ada
2/6/75	L, 62-50	Norman
1/31/76	W, 44-38	Norman
12/16/77	W, 75-62	Norman
1/20/78	L, 64-47	Ada
12/16/78	W, 52-47	Ada

Eastern Illinois 0-1

Games: 1
 Series Record: EIU leads 1-0
 At Green Bay, Wis.: EIU leads 1-0

Date	Result	Location
12/8/89	L, 110-88	Green Bay

Eastern Kentucky 1-0

Games: 1
 Series Record: OU leads 1-0
 At Honolulu, Hawaii: OU leads 1-0

Date	Result	Location
11/18/06	W, 92-79	Honolulu

RECORDS VS. OPPONENTS



Eastern New Mexico 1-0

Games: 1
Series Record: OU leads 1-0
At Norman: OU leads 1-0

Date	Result	Location
1/6/79	W, 71-62	Norman

Eastern Washington 1-0

Games: 1
Series Record: OU leads 1-0
At College Station, Texas: OU leads 1-0

Date	Result	Location
11/24/90	W, 82-71	College Station

Emporia State 1-0

Games: 1
Series Record: OU leads 1-0
At Norman: OU leads 1-0

Date	Result	Location
1/4/84	W, 110-60	Norman

Fairfield 1-0

Games: 1
Series Record: OU leads 1-0
At Bridgeport, Conn.: OU leads 1-0

Date	Result	Location
12/18/13	W, 79-51	Bridgeport

Florida 0-1

Games: 1
Series Record: UF leads 1-0
At Norman: UF leads 1-0

Date	Result	Location
12/3/17	L, 61-80	Norman

Fordham 1-0

Games: 1
Series Record: OU leads 1-0
At Honolulu: OU leads 1-0

Date	Result	Location
11/29/02	W, 90-62	Honolulu

Fresno State 1-1

Games: 2
Series Record: Tied 1-1
At Norman: OU leads 1-0
At Fresno, Calif.: CSUF leads 1-0

Date	Result	Location
11/22/10	W, 84-66	Norman
12/8/11	L, 69-66	Fresno

Gardner-Webb 1-0

Games: 1
Series Record: OU leads 1-0
At Norman: OU leads 1-0

Date	Result	Location
11/27/10	W, 84-75	Norman

George Washington 0-2

Games: 2
Series Record: GWU leads 2-0
At Washington, D.C.: GWU leads 1-0
At Norman: GWU leads 1-0

Date	Result	Location
12/4/93	L, 88-74	Wash., D.C.
3/23/03	L, 71-61	Norman

Georgia 1-4

Games: 5
Series Record: UGA leads 4-1
At Norman: Tied 1-1
At Athens, Ga.: UGA leads 2-0
At Madison, Wis.: UGA leads 1-0

Date	Result	Location
12/11/97	L, 94-76	Norman
12/13/98	L, 88-79	Athens
11/22/00	L, 94-70	Madison
1/27/08	W, 65-57	Norman
11/15/09	L, 62-51	Athens

Georgia State 1-0

Games: 1
Series Record: OU leads 1-0
At Norman: OU leads 1-0

Date	Result	Location
12/6/84	W, 83-62	Norman

Georgia Tech 1-0

Games: 1
Series Record: OU leads 1-0
At Iowa City, Iowa: OU leads 1-0

Date	Result	Location
3/24/09	W, 69-50	Iowa City

Gonzaga 2-0

Games: 2
Series Record: OU leads 2-0
At Norman: OU leads 1-0
At Seattle: OU leads 1-0

Date	Result	Location
11/14/13	W, 82-78	Norman
3/18/17	W, 75-62	Seattle

Grambling 1-0

Games: 1
Series Record: OU leads 1-0
At Norman: OU leads 1-0

Date	Result	Location
12/21/95	W, 100-66	Norman

Hartford 2-0

Games: 2
Series Record: OU leads 2-0
At Norman: OU leads 2-0

Date	Result	Location
12/21/95	W, 100-66	Norman
3/16/02	W, 84-52	Norman

Hawaii 3-1

Games: 4
Series Record: OU leads 3-1
At Honolulu, Hawaii: OU leads 3-1

Date	Result	Location
12/6/91	L, 95-82	Honolulu
12/20/99	W, 67-53	Honolulu
11/18/06	W, 76-56	Honolulu
11/25/12	W, 74-49	Honolulu

Henderson State 1-0

Games: 1
Series Record: OU leads 1-0
At Norman: OU leads 1-0

Date	Result	Location
12/29/04	W, 87-44	Norman

Houston 2-0

Games: 2
Series Record: OU leads 2-0
At Norman: OU leads 1-0
At Houston, Texas: OU leads 1-0

Date	Result	Location
1/10/81	W, 67-66	Norman
1/20/81	W, 82-79	Houston

Howard 1-0

Games: 1
Series Record: OU leads 1-0
At Honolulu, Hawaii: OU leads 1-0

Date	Result	Location
12/7/91	W, 91-61	Honolulu

Illinois 4-1

Games: 5
Series Record: OU leads 4-1
At Norman, Okla.: OU leads 2-0
At Champaign-Urbana, Ill.: Tied 1-1
At U.S. Virgin Islands: OU leads 1-0

Date	Result	Location
12/16/01	W, 91-69	Norman
12/28/03	W, 70-53	Norman
12/18/05	L, 86-75	Champaign
12/5/07	W, 77-67	Champaign
11/29/14	W, 78-76 (OT)	U.S.V.I.

Illinois State 3-0

Games: 3
Series Record: OU leads 3-0
At Normal, Ill.: OU leads 1-0
At Washington, D.C.: OU leads 1-0
At West Lafayette, Ind.: OU leads 1-0

Date	Result	Location
3/17/84	W, 67-65	Normal
12/3/93	W, 69-56	Wash., D.C.
3/23/08	W, 69-61	West Lafayette



RECORDS VS. OPPONENTS

Iowa 1-2

Games: 3
 Series Record: Iowa leads 2-1
 At Grand Bahama Island: Iowa leads 1-0
 At Miami, Fla.: Iowa leads 1-0
 At San Francisco: OU leads 1-0

Date	Result	Location
12/29/88	L, 86-69	Miami
11/27/04	L, 54-47	Grand Bahamas
11/25/05	W, 85-68	San Francisco

Iowa State 39-27

Games: 66
 Series Record: OU leads 39-27
 At Norman: OU leads 23-7
 At Oklahoma City: OU leads 1-0
 At Ames, Iowa: ISU leads 15-13
 At Boulder, Colo.: ISU leads 1-0
 At Columbia, Mo.: OU leads 1-0
 At Dallas: Tied 1-1
 At Kansas City, Mo.: Tied 1-1
 At Lincoln, Neb.: ISU leads 1-0

Date	Result	Location
1/21/77	L, 93-58	Boulder
1/20/79	L, 80-69	Lincoln
1/18/80	W, 87-77	Columbia
11/27/82	L, 80-76	Ames
12/18/82	W, 80-64	Norman
1/28/84	W, 77-73	Ames
2/25/84	W, 97-59	Norman
1/23/85	W, 89-56	Ames
2/13/85	W, 89-48	Norman
3/4/85	W, 78-63	Kansas City
1/18/86	W, 85-62	Norman
2/8/86	L, 81-72	Ames
1/31/87	W, 74-72	Norman
2/24/87	W, 87-72	Ames
1/30/88	L, 82-66	Ames
2/20/88	W, 85-76	Norman
1/21/89	W, 72-65	Norman
2/11/89	W, 84-74	Ames
1/13/90	L, 92-78	Ames
2/10/90	W, 70-69	Norman
1/30/91	W, 101-74	Norman
1/15/92	W, 94-63	Norman
3/1/92	W, 78-70	Ames
1/8/93	W, 66-55	Ames
2/7/93	W, 79-57	Norman
1/7/94	W, 84-61	Norman
2/6/94	W, 65-45	Ames
1/15/95	W, 101-77	Norman
2/10/95	L, 69-62	Ames
1/7/96	W, 89-78	Norman
2/2/96	L, 73-57	Ames
1/11/97	L, 67-58	Norman
1/10/98	L, 83-68	Ames
1/2/99	L, 81-60	Norman
2/8/00	L, 71-56	Ames
1/6/01	L, 81-79	Norman
3/10/01	L, 68-65	Kansas City
1/15/02	L, 82-66	Ames
2/22/03	W, 61-48	Norman
1/20/04	L, 69-51	Ames
1/29/05	L, 73-60	Ames
1/24/07	W, 69-49	Norman
3/10/07	W, 67-60	Oklahoma City



» Oklahoma has won 15 out of the last 23 meetings against Iowa. Vionise Pierre-Louis scored 22 points on Senior Night in 2018 to lead OU to an 80-71 victory.

1/9/08	W, 67-64	Ames
2/11/09	W, 58-49	Norman
1/27/10	W, 81-69	Ames
2/5/11	W, 65-62	Norman
1/4/12	W, 80-51	Norman
2/18/12	L, 77-71	Ames
1/15/13	L, 82-61	Ames
2/14/13	L, 72-68	Norman
3/10/13	L, 79-60	Dallas
1/5/14	L, 82-75 (OT)	Norman
1/21/14	W, 75-54	Ames
2/4/15	W, 75-66	Norman
2/17/15	L, 84-76 (OT)	Ames
1/30/16	W, 77-71	Ames
2/27/16	W, 85-54	Norman
1/11/17	W, 67-57	Ames
1/25/17	W, 78-63	Norman
12/31/17	W, 74-69	Ames
2/21/18	W, 80-71	Norman
1/19/19	L, 104-78	Ames
2/20/19	L, 91-70	Norman

Jackson State 1-0

Games: 1
 Series Record: OU leads 1-0
 At Norman: OU leads 1-0

Date	Result	Location
12/7/98	W, 103-37	Norman

James Madison 2-0

Games: 2
 Series Record: OU leads 2-0
 At Miami, Fla.: OU leads 1-0
 At Charlottesville, Va.: OU leads 1-0

Date	Result	Location
1/4/86	W, 57-55	Miami
3/20/11	W, 86-72	Charlottesville

Kansas 40-31

Games: 71
 Series Record: OU leads 41-30
 At Norman: OU leads 19-11
 At Lawrence, Kan.: KU leads 17-15
 At Boulder, Colo.: KU leads 1-0
 At Kansas City, Mo.: OU leads 2-0
 At Manhattan, Kan.: Tied 1-1
 At Salina, Kan.: Kansas leads 3-0
 At Oklahoma City, Okla.: OU leads 1-0

Date	Result	Location
2/13/76	L, 65-39	Manhattan
1/20/77	L, 72-45	Boulder
1/16/81	L, 95-55	Lawrence
1/15/82	W, 73-63	Manhattan
1/30/82	W, 64-61	Lawrence
1/18/83	W, 83-74	Norman
2/2/83	L, 81-79	Lawrence
1/31/84	W, 87-84	Norman
2/22/84	W, 85-74	Lawrence
3/8/84	W, 76-63	Norman
1/19/85	W, 90-69	Norman
2/24/85	W, 78-77 (OT)	Lawrence
3/7/85	W, 79-69	Kansas City
2/1/86	L, 85-67	Lawrence
2/26/86	L, 77-72	Norman
1/14/87	W, 81-67	Norman
2/14/87	L, 89-73	Lawrence
2/3/88	L, 71-68	Norman
2/24/88	L, 71-68	Lawrence
3/2/88	L, 67-66	Salina
1/14/89	L, 86-82 (OT)	Lawrence
2/15/89	W, 101-87	Norman
1/17/90	L, 94-69	Lawrence
2/3/90	L, 83-77	Norman
1/9/91	L, 81-64	Lawrence
2/16/91	L, 76-69	Norman
2/5/92	L, 75-56	Lawrence
2/26/92	L, 73-72 (OT)	Norman
3/8/92	L, 70-62	Salina
1/22/93	L, 70-64	Norman
2/21/93	L, 76-54	Lawrence
1/21/94	L, 85-78	Lawrence
2/20/94	L, 80-76	Norman

RECORDS VS. OPPONENTS



1/20/95	W, 84-69	Lawrence
2/19/95	W, 103-83	Norman
3/5/95	L, 88-81	Salina
1/19/96	W, 71-68	Lawrence
2/18/96	L, 81-63	Norman
3/1/97	L, 92-69	Lawrence
2/25/98	L, 78-74	Norman
2/20/99	L, 58-54	Lawrence
2/26/00	W, 88-69	Norman
1/24/01	W, 88-64	Lawrence
3/7/01	W, 80-61	Kansas City
2/2/02	W, 79-57	Norman
1/22/03	W, 61-49	Lawrence
2/14/04	W, 83-59	Norman
2/2/05	W, 65-49	Lawrence
2/8/06	W, 86-57	Norman
2/21/07	W, 76-70	Lawrence
1/30/08	W, 67-51	Norman
2/12/09	W, 69-54	Lawrence
3/13/09	W, 76-59	Oklahoma City
1/23/10	W, 81-69	Norman
1/23/11	W, 75-57	Lawrence
1/31/12	W, 78-64 (OT)	Lawrence
3/4/12	L, 83-77	Norman
2/17/13	L, 81-71	Lawrence
3/2/13	W, 85-77	Norman
2/9/14	W, 81-71	Lawrence
2/22/14	W, 64-61	Norman
2/7/15	W, 69-57	Lawrence
2/28/15	L, 65-58	Norman
12/30/15	W, 67-44	Norman
2/20/16	W, 72-66	Lawrence
12/28/16	W, 84-54	Lawrence
2/1/17	W, 89-52	Norman
1/24/18	W, 97-64	Norman
2/10/18	W, 72-52	Lawrence
1/30/19	L, 88-79	Lawrence
2/13/19	W, 78-67	Norman

Kansas State 40-26

Games: 66
 Series Record: OU leads 40-26
 At Norman: OU leads 21-9
 At Manhattan, Kan.: OU leads 16-13
 At Dallas, Texas: OU leads 1-0
 At Lawrence, Kan.: OU leads 1-0
 At Kansas City, Mo.: KSU leads 2-1
 At Salina, Kan.: KSU leads 1-0

Date	Result	Location
2/12/76	L, 90-27	Manhattan
1/7/78	W, 67-61	Lawrence
12/14/79	L, 96-73	Manhattan
2/5/83	L, 86-74	Norman
3/5/83	L, 87-63	Norman
1/21/84	L, 88-70	Manhattan
2/11/84	L, 71-62	Norman
3/9/84	L, 69-67	Kansas City
1/26/85	W, 92-85	Norman
2/9/85	L, 90-75	Manhattan
1/22/86	W, 83-72	Manhattan
2/11/86	W, 94-77	Norman
1/6/87	W, 70-47	Norman
2/4/87	L, 80-69	Manhattan
2/28/87	L, 79-64	Salina
1/16/88	W, 96-65	Manhattan
2/13/88	W, 79-61	Norman
2/1/89	L, 84-83	Norman

2/22/89	L, 64-60	Manhattan
1/20/90	L, 94-87	Norman
2/14/90	L, 92-88	Manhattan
1/23/91	L, 86-75	Manhattan
2/6/91	W, 88-56	Norman
1/18/92	L, 91-86	Norman
2/12/92	W, 88-73	Manhattan
1/24/93	W, 68-60	Norman
2/19/93	W, 87-65	Manhattan
1/23/94	L, 72-54	Manhattan
2/18/94	L, 71-70	Norman
1/22/95	W, 79-70	Manhattan
2/17/95	W, 71-60	Norman
1/21/96	W, by forfeit (KSU, 80-67)	Manhattan
2/16/96	W, 62-54	Norman
2/8/97	L, 49-47	Norman
3/4/97	L, 81-56	Kansas City
2/4/98	W, 69-67	Manhattan
2/13/99	W, 79-58	Norman
2/22/00	W, 64-56	Manhattan
2/14/01	W, 79-60	Norman
2/13/02	W, 78-68	Manhattan
3/7/02	W, 69-49	Kansas City
2/1/03	L, 74-45	Norman
1/31/04	L, 74-65	Manhattan
3/11/04	W, 78-66	Dallas
2/13/05	W, 77-61	Norman
2/21/06	W, 78-64	Manhattan
1/3/07	W, 78-58	Norman
2/20/08	W, 68-65	Manhattan
1/14/09	W, 64-48	Norman
2/21/10	W, 64-58	Manhattan
1/12/11	W, 52-45	Norman
1/17/12	W, 65-57	Manhattan
2/15/12	W, 68-62	Norman
2/6/13	W, 74-68	Manhattan
2/29/13	W, 72-57	Norman
1/11/14	W, 61-50	Norman
1/29/14	L, 86-78	Manhattan
2/7/15	W, 66-58	Norman
2/21/15	W, 73-64	Manhattan
1/10/16	W, 68-58	Norman
2/9/16	L, 87-71	Manhattan
1/4/17	W, 85-80 (OT)	Norman
2/21/17	L, 79-71	Manhattan
1/17/18	W, 76-71	Manhattan
1/31/18	W, 68-49	Norman
1/5/19	L, 86-56	Manhattan
2/10/19	L, 83-75	Norman

Kentucky 1-3

Games: 4
 Series Record: Kentucky leads 3-1
 At U.S.V.I.: UK leads 1-0
 At Kansas City, Mo.: OU leads 1-0
 At Lexington, Ky.: UK leads 1-0

Date	Result	Location
3/30/10	W, 88-68	Kansas City
11/28/14	L, 92-88 (OT)	U.S.V.I.
3/21/16	L, 79-58	Lexington
12/1/16	L, 82-68	Lexington

Lamar 3-0

Games: 3
 Series Record: OU leads 3-0
 At Norman: OU leads 2-0
 At Beaumont, Texas: OU leads 1-0

Date	Result	Location
12/2/05	W, 60-42	Norman
11/29/06	W, 79-44	Beaumont
11/18/14	W, 100-73	Norman

La Salle 1-0

Games: 1
 Series Record: OU leads 1-0
 At Miami, Fla.: OU leads 1-0

Date	Result	Location
1/5/86	W, 71-68	Miami

Liberty 1-0

Games: 1
 Series Record: OU leads 1-0
 At Nashville, Tenn.: OU leads 1-0

Date	Result	Location
11/15/11	W, 76-45	Nashville

Louisiana-Monroe (ULM) 2-2

Games: 4
 Series Record: Tied 2-2
 At Norman: OU leads 2-0
 At Monroe, La.: ULM leads 1-0
 At Tulsa, Okla.: ULM leads 1-0

Date	Result	Location
3/7/79	L, 69-59	Tulsa
1/7/83	W, 87-75	Wichita
12/2/89	W, 95-93	Norman
1/28/91	L, 79-76	Monroe

Louisiana Tech 1-4

Games: 5
 Series Record: La. Tech leads 4-1
 At Eugene, Ore.: OU leads 1-0
 At Norman, Okla.: La. Tech leads 1-0
 At Ruston, La.: La. Tech leads 2-0
 At Nacogdoches, Texas: La. Tech leads 1-0

Date	Result	Location
3/18/81	L, 88-68	Nacogdoches
2/22/82	L, 101-57	Norman
2/21/83	L, 105-75	Ruston
3/18/95	L, 48-36	Ruston
12/18/04	W, 86-59	Eugene

Louisville 0-2

Games: 2
 Series Record: Louisville leads 2-0
 At St. Louis: Louisville leads 1-0
 At Norman: Louisville leads 1-0

Date	Result	Location
4/4/09	L, 61-59	St. Louis
11/17/13	L, 97-92 (OT)	Norman



RECORDS VS. OPPONENTS

Loyola Marymount 1-1

Games: 2
Series Record: Tied 1-1
At Los Angeles: Tied 1-1

Date	Result	Location
12/28/90	L, 76-75	Los Angeles
11/27/97	W, 63-55	Los Angeles

Loyola (Md.) 1-0

Games: 1
Series Record: OU leads 1-0
At Ruston, La.: OU leads 1-0

Date	Result	Location
3/16/95	W, 90-55	Ruston

Marist 4-1

Games: 5
Series Record: OU leads 4-1
At Tempe, Ariz.: OU leads 1-0
At Norman: OU leads 2-0
At Poughkeepsie, N.Y.: Tied 1-1

Date	Result	Location
3/20/04	W, 58-45	Tempe
11/26/08	W, 83-57	Norman
12/09/09	W, 80-71	Poughkeepsie
12/2/12	W, 68-55	Norman
12/21/13	L, 76-69	Poughkeepsie

Marquette 1-0

Games: 1
Series Record: OU leads 1-0
At Austin, Texas: OU leads 1-0

Date	Result	Location
3/19/07	W, 78-47	Austin

Maryland 0-1

Games: 1
Series Record: UM leads 1-0
At Chapel Hill, N.C.: UM leads 1-0

Date	Result	Location
11/11/07	L, 76-66	Chapel Hill

Maryland Eastern Shore 1-0

Games: 1
Series Record: OU leads 1-0
At Norman: OU leads 1-0

Date	Result	Location
12/15/13	W, 105-46	Norman

McNeese State 2-1

Games: 3
Series Record: OU leads 2-1
At Norman: OU leads 1-0
At Lake Charles, La.: OU leads 1-0 (by forfeit)
At College Station, Texas: OU leads 1-0

Date	Result	Location
1/8/80	L, 61-46	College Station
1/7/81	W, 96-71	Norman
1/19/81	W, by forfeit	Lake Charles (MS, 82-77, OT)

Memphis 0-2

Games: 2
Series Record: UM leads 2-0
At College Station, Texas: UM leads 1-0
At Jamaica, N.Y.: UM leads 1-0

Date	Result	Location
1/10/80	L, 54-53	College Station
12/28/96	L, 71-65	Jamaica

Mercer 2-0

Games: 2
Series Record: OU leads 2-0
At Norman: OU leads 1-0
At Fayetteville, Ark.: OU leads 1-0

Date	Result	Location
12/19/92	W, 69-60	Fayetteville
11/13/09	W, 108-66	Norman

Miami (Fla.) 2-2

Games: 4
Series Record: Tied 2-2
At Norman: OU leads 1-0
At Coral Gables, Fla.: UM leads 2-0
At Charlottesville, Va.: OU leads 1-0

Date	Result	Location
12/30/88	L, 69-66	Coral Gables
12/20/97	W, 67-62	Norman
12/19/98	L, 62-60	Coral Gables
3/22/11	W, 88-83	Charlottesville

Michigan 2-0

Games: 2
Series Record: OU leads 2-0
At Norman: OU leads 2-0

Date	Result	Location
12/28/93	W, 96-86	Norman
3/18/12	W, 88-67	Norman

Michigan State 1-1

Games: 2
Series Record: Tied 1-1
At East Lansing, Mich.: OU leads 1-0
At Norman: MSU leads 1-0

Date	Result	Location
12/21/05	L, 80-60	Norman
12/16/07	W, 66-55	East Lansing

Middle Tennessee 2-0

Games: 2
Series Record: OU leads 2-0
At Bowling Green, Ky.: OU leads 1-0
At Norman: OU leads 1-0

Date	Result	Location
11/24/85	W, 83-75	Bowling Green
11/19/08	W, 85-65	Norman

Midwestern State 2-0

Games: 2
Series Record: OU leads 2-0
At Norman: OU leads 1-0
At Wichita Falls, Texas: OU leads 1-0

Date	Result	Location
1/16/84	W, 118-75	Norman
11/26/84	W, 91-46	Wichita Falls

Milwaukee 3-0

Games: 3
Series Record: OU leads 3-0
At Norman: OU leads 2-0
At Milwaukee: OU leads 1-0

Date	Result	Location
11/11/06	W, 89-57	Norman
11/13/10	W, 76-69	Milwaukee
12/11/11	W, 72-50	Norman

Minnesota 2-0

Games: 2
Series Record: OU leads 2-0
At Minneapolis: OU leads 1-0
At Stillwater, Okla.: OU leads 1-0

Date	Result	Location
12/22/90	W, 85-75	Minneapolis
12/31/94	W, 74-64	Stillwater

Mississippi 1-2

Games: 3
Series Record: UM leads 2-1
At Norman: OU leads 1-0
At Oxford, Miss.: UM leads 1-0
At Dayton, Ohio: UM leads 1-0

Date	Result	Location
12/14/97	W, 89-85	Norman
12/2/98	L, 77-75	Oxford
3/25/07	L, 90-82	Dayton

Mississippi State 1-0

Games: 1
Series Record: OU leads 1-0
At Cancun, Mexico: OU leads 1-0

Date	Result	Location
11/23/07	W, 88-73	Cancun

Mississippi Valley State 0-1

Games: 1
Series Record: MVSU leads 1-0
At Norman: MVSU leads 1-0

Date	Result	Location
12/8/88	L, 89-83	Norman

RECORDS VS. OPPONENTS



Missouri 30-29

Games: 59
 Series Record: OU leads 30-29
 At Columbia, Mo.: MU leads 14-10
 At Dallas: OU leads 1-0
 At Kansas City: MU leads 3-1
 At Lawrence, Kan.: MU leads 2-0
 At Manhattan, Kan.: MU leads 1-0
 At Norman: OU leads 16-9
 At Salina, Kan.: OU leads 2-0

Date	Result	Location
1/4/77	L, 66-46	Norman
1/6/78	L, 80-56	Lawrence
1/17/80	L, 90-63	Columbia
12/20/80	W, 73-65	Columbia
1/17/81	L, 68-65	Lawrence
1/16/82	L, 87-64	Manhattan
2/24/82	L, 81-62	Norman
1/22/83	L, 109-73	Columbia
2/12/83	W, 85-75	Norman
2/4/84	L, 73-68	Norman
2/28/84	L, 102-77	Columbia
1/16/85	W, 93-83	Norman
2/16/85	L, 92-74	Columbia
3/9/85	L, 89-83	Kansas City
1/25/86	W, 105-79	Columbia
2/22/86	W, 88-80	Norman
3/6/86	L, 71-66	Kansas City
1/17/87	L, 72-70	Columbia
2/7/87	L, 86-76	Norman
1/20/88	L, 91-72	Columbia
2/6/88	W, 93-84	Norman
1/11/89	L, 71-68	Columbia
2/25/89	L, 104-91	Norman
1/27/90	L, 79-75	Norman
2/24/90	L, 89-60	Columbia
3/3/90	W, 80-77	Salina
1/12/91	W, 67-66	Norman
2/10/91	L, 68-59	Columbia
1/22/92	W, 74-72	Norman
2/9/92	L, 86-56	Columbia
3/7/92	W, 80-79	Salina
1/31/93	L, 69-63	Columbia
2/26/93	L, 68-49	Norman
1/30/94	W, 86-65	Norman
2/25/94	W, 77-71	Columbia
1/6/95	W, 98-83	Columbia
2/5/95	W, 80-57	Norman
1/26/96	W, 69-55	Norman
2/25/96	L, 89-66	Columbia
2/15/97	L, 81-56	Norman
2/22/98	L, 75-68	Columbia
2/27/99	L, 73-64	Norman
1/29/00	W, 76-71	Columbia
2/3/01	W, 82-62	Norman
2/23/02	W, 90-70	Columbia
2/26/03	W, 74-69	Norman
1/28/04	L, 77-65	Columbia
2/19/05	W, 73-59	Norman
2/4/06	W, 88-73	Columbia
3/9/06	W, 75-54	Dallas
2/25/07	W, 72-57	Norman
2/6/08	W, 64-57	Columbia
3/11/08	L, 70-64 (OT)	Kansas City
1/31/09	W, 78-56	Norman
1/20/10	W, 74-65	Columbia
2/12/11	W, 69-47	Norman
1/28/12	W, 62-59	Columbia



» Ashley Paris recorded a career-high 23 rebounds against Missouri on March 11, 2008.

2/11/12	W, 64-60	Norman
3/8/12	W, 70-59	Kansas City

Missouri-Kansas City 1-0

Games: 1
 Series Record: OU leads 1-0
 At Norman: OU leads 1-0

Date	Result	Location
12/11/84	W, 88-62	Norman

Missouri State 4-3

Games: 7
 Series Record: OU leads 4-3
 At Norman: OU leads 2-1
 At Springfield, Mo.: Series tied 2-2

Date	Result	Location
12/11/84	W, 88-62	Norman
1/12/80	W, 68-66	Springfield
12/13/96	L, 81-58	Springfield
12/3/97	L, 81-65	Norman
12/1/00	W, 89-82	Norman
12/16/00	L, 69-61	Springfield
12/11/04	W, 74-71	Norman
12/10/05	W, 68-57	Springfield

Montana 0-1

Games: 1
 Series Record: UM leads 1-0
 At Missoula, Mont.: UM leads 1-0

Date	Result	Location
11/11/94	L, 76-64	Missoula

Montana State 2-1

Games: 3
 Series Record: OU leads 2-1
 At Norman: OU leads 1-0
 At Bozeman, Mont.: OU leads 1-0
 At Provo, Utah: MSU leads 1-0

Date	Result	Location
12/29/89	L, 86-80	Provo
12/8/01	W, 86-62	Norman
12/10/03	W, 90-59	Bozeman

Nebraska 27-23

Games: 50
 Series Record: OU leads 27-23
 At Norman: OU leads 16-6
 At Lincoln, Neb.: NU leads 16-8
 At Dallas: OU leads 1-0
 At Lawrence, Kan.: OU leads 1-0
 At Salina, Kan.: Tied 1-1

Date	Result	Location
1/5/78	W, 60-59	Lawrence
1/13/79	L, 71-63	Norman
1/18/79	L, 82-60	Lincoln
12/15/79	L, 68-44	Lincoln
1/12/83	L, 85-78	Lincoln
2/18/83	W, 107-85	Norman
2/8/84	W, 96-85	Lincoln
3/3/84	W, 97-79	Norman
2/6/85	W, 86-74	Norman
3/2/85	L, 102-99	Lincoln
1/29/86	W, 88-72	Norman
2/18/86	W, 102-75	Lincoln
1/24/87	W, 97-81	Norman
2/21/87	L, 97-89	Lincoln
1/27/88	L, 94-82	Norman
2/9/88	L, 92-74	Lincoln
1/25/89	W, 68-65 (OT)	Norman
2/8/89	L, 85-76	Lincoln
1/31/90	L, 88-81	Lincoln
2/21/90	W, 102-77	Norman
1/26/91	L, 95-67	Lincoln
2/24/91	W, 75-72	Norman
1/29/92	L, 97-65	Lincoln
2/15/92	W, 92-89	Norman
1/10/93	L, 87-78	Lincoln
2/5/93	L, 97-83	Norman
1/9/94	W, 79-78	Norman
2/4/94	L, 82-76	Lincoln
3/5/94	L, 73-56	Salina
1/13/95	W, 63-62	Norman
2/12/95	W, 85-83	Lincoln
3/4/95	W, 77-67	Salina
1/5/96	L, 79-58	Norman
2/4/96	L, 71-52	Lincoln
1/26/97	L, 87-59	Lincoln
2/14/98	L, 101-72	Norman
1/30/99	L, 85-62	Lincoln
2/5/00	W, 91-69	Norman
2/7/01	W, 84-62	Lincoln
2/16/02	W, 81-47	Norman
1/11/03	W, 57-43	Lincoln
3/11/03	W, 71-51	Dallas
1/7/04	W, 70-51	Norman
2/6/05	L, 70-51	Lincoln
2/26/06	W, 73-45	Norman
1/6/07	W, 77-69	Lincoln
1/16/08	W, 80-72	Norman
1/10/09	W, 77-56	Lincoln
2/24/10	L, 80-64	Norman
1/8/11	W, 70-50	Lincoln

Nebraska-Omaha 1-0

Games: 1
 Series Record: OU leads 1-0
 At Springfield, Mo.: OU leads 1-0

Date	Result	Location
11/23/79	W, 67-40	Springfield



RECORDS VS. OPPONENTS

New Hampshire 1-0

Games: 1
Series Record: OU leads 1-0
At Miami: OU leads 1-0

Date	Result	Location
1/2/85	W, 73-42	Miami

New Mexico 10-3

Games: 5
Series Record: OU leads 10-3
At Norman: OU leads 4-1
At Oklahoma City: OU leads 1-0
At Albuquerque, N.M.: OU leads 4-2
At Las Cruces, N.M.: OU leads 1-0

Date	Result	Location
1/13/78	W, 75-74	Las Cruces
12/2/78	L, 70-67	Norman
12/9/85	W, 73-61	Albuquerque
12/1/86	W, 87-51	Norman
1/2/95	W, 95-66	Norman
11/28/95	L, 82-75	Albuquerque
11/16/05	W, 74-63	Albuquerque
12/30/05	W, 83-70	Albuquerque
12/30/06	W, 80-58	Oklahoma City
12/12/10	W, 63-60	Norman
11/19/11	W, 58-56	Albuquerque
12/16/18	W, 105-63	Norman
11/28/19	L, 88-84	Albuquerque

New Mexico State 3-2

Games: 5
Series Record: OU leads 3-2
At Norman: NMSU leads 1-0
At Las Cruces, N.M.: OU leads 2-1
At Amarillo, Texas: OU leads 1-0

Date	Result	Location
1/11/78	W, 71-61	Las Cruces
1/12/78	L, 77-61	Las Cruces
11/29/86	W, 80-71	Las Cruces
1/6/88	L, 78-72	Norman
3/24/94	W, 82-77	Amarillo

North Carolina 2-2

Games: 4
Series Record: Tied 2-2
At Chapel Hill, N.C.: OU leads 1-0
At Honolulu: OU leads 1-0
At Norman: UNC leads 1-0
At Los Angeles: UNC leads 1-0

Date	Result	Location
11/28/97	L, 68-61	Los Angeles
1/21/01	W, 94-77	Chapel Hill
11/30/02	W, 66-63	Honolulu
11/23/08	L, 80-79	Norman

N.C. Central 1-0

Games: 1
Series Record: OU leads 1-0
At Norman: OU leads 1-0

Date	Result	Location
1/4/09	W, 89-25	Norman



» Courtney Paris became the first Sooner to record 40 points and 20 rebounds in a single game. She did it against New Mexico on Dec. 30, 2006, finishing with 43 points and 26 rebounds in Oklahoma City.

North Texas 21-3

Games: 24
Series Record: OU leads 21-3
At Norman: OU leads 12-1
At Denton, Texas: OU leads 8-2
At San Antonio, Texas: OU leads 1-0

Date	Result	Location
2/2/79	L, 80-62	Denton
2/13/79	W, 45-44	Norman
11/29/79	W, 91-44	Norman
1/14/80	W, 67-45	Denton
12/3/80	W, 101-81	Norman
2/6/81	W, 84-53	Denton
12/9/82	W, 77-64	Denton
12/10/83	W, 99-44	Norman
12/13/84	W, 94-56	Denton
12/5/87	W, 77-75	Denton
1/3/89	W, 93-71	Norman
11/30/89	L, 91-85	Denton
1/2/91	W, 78-69	Norman
12/8/93	W, 90-73	Norman
11/26/94	W, 84-74	Denton
12/1/95	W, 102-60	Norman
12/10/96	W, 67-65	Denton
1/5/00	W, 86-63	Norman
12/18/00	W, 75-61	Norman
11/24/01	W, 83-68	San Antonio
11/27/07	W, 79-42	Norman
12/6/12	W, 71-68	Norman
12/7/14	W, 68-39	Denton
11/16/15	L, 61-57	Norman

Northeastern 1-0

Games: 1
Series Record: OU leads 1-0
At Jamaica, N.Y.: OU leads 1-0

Date	Result	Location
12/29/96	W, 76-54	Jamaica

Northeastern State 2-1

Games: 3
Series Record: OU leads 2-1
At Norman: OU leads 1-0
At Edmond, Okla.: Tied 1-1

Date	Result	Location
2/8/75	W, 55-51	Edmond
2/28/76	L, 63-56	Edmond
12/5/83	W, 87-53	Norman

Northern Arizona 1-1

Games: 2
Series Record: Tied 1-1
At Flagstaff, Ariz.: NAU leads 1-0
At Honolulu: OU leads 1-0

Date	Result	Location
11/29/87	W, 68-47	Honolulu
12/30/97	L, 101-62	Flagstaff

Northern Colorado 1-0

Games: 1
Series Record: OU leads 1-0
At Norman: OU leads 1-0

Date	Result	Location
12/17/06	W, 82-36	Norman

Northern Iowa 1-0

Games: 1
Series Record: OU leads 1-0
At Green Bay, Wis.: OU leads 1-0

Date	Result	Location
12/9/89	W, 78-76	Green Bay

Northern Oklahoma 0-2

Games: 2
Series Record: NOC leads 2-0
At Norman: NOC leads 1-0
At Tonkawa, Okla.: NOC leads 1-0

Date	Result	Location
12/11/76	L, 62-61	Tonkawa
1/29/77	L, 66-59	Norman

Northwestern (La.) State 2-0

Games: 1
Series Record: OU leads 1-0
At Norman: OU leads 1-0

Date	Result	Location
11/29/12	W, 96-35	Norman
11/15/18	W, 93-56	Norman

Northwest Missouri State 0-1

Games: 1
Series Record: NMSU leads 1-0
At Springfield, Mo.: NMSU leads 1-0

Date	Result	Location
11/24/78	L, 74-44	Springfield

RECORDS VS. OPPONENTS



Northwestern Oklahoma State 2-6

Games: 8
 Series Record: NW leads 6-2
 At Norman: NW leads 2-1
 At Alva, Okla.: NW leads 3-1
 At Stillwater, Okla.: NW leads 1-0

Date	Result	Location
2/28/75	L, 79-42	Stillwater
2/20/76	L, 91-36	Alva
12/3/76	L, 67-63	Norman
2/12/77	L, 73-66	Alva
1/25/78	W, 70-68	Norman
2/18/78	L, 78-60	Alva
1/27/79	L, 73-46	Norman
2/18/79	W, 65-58	Alva

Notre Dame 2-3

Games: 5
 Series Record: ND leads 3-2
 At Seattle: OU leads 1-0
 At West Lafayette, Ind.: ND leads 1-0
 At Dayton, Ohio: ND leads 1-0

Date	Result	Location
12/30/86	W, 57-54	Seattle
3/25/08	L, 79-75 (OT)	West Lafayette
11/28/09	L, 81-71	U.S.V.I.
3/28/10	W, 77-72	Kansas City
3/26/11	L, 78-53	Dayton

Ohio 1-0

Games: 1
 Series Record: OU leads 1-0
 At Las Vegas, Nev.: OU leads 1-0

Date	Result	Location
12/18/11	W, 89-57	Las Vegas

Ohio State 0-4

Games: 4
 Series Record: OSU leads 4-0
 At Norman, Okla.: OSU leads 2-0
 At Columbus, Ohio: OSU leads 2-0

Date	Result	Location
1/9/06	L, 75-71	Columbus
12/20/06	L, 74-67	Norman
12/5/10	L, 95-84	Columbus
12/4/11	L, 69-63	Norman

Oklahoma Baptist 4-0

Games: 4
 Series Record: OU leads 4-0
 At Norman: OU leads 3-0
 At Shawnee, Okla.: OU leads 1-0

Date	Result	Location
11/30/77	W, 104-45	Norman
2/1/78	W, 92-49	Shawnee
11/30/81	W, 82-79	Norman
11/29/84	W, 86-59	Norman

Oklahoma Christian 1-0

Games: 1
 Series Record: OU leads 1-0
 At Norman: OU leads 1-0

Date	Result	Location
11/04/10	W, 91-42	Norman

Oklahoma City 9-0

Games: 9
 Series Record: OU leads 9-0
 At Norman: OU leads 4-0
 At Oklahoma City: OU leads 5-0

Date	Result	Location
12/13/80	W, 86-75	Norman
1/5/81	W, 68-60	Oklahoma City
2/25/81	W, 77-66	Oklahoma City
12/5/81	W, 79-76	Norman
2/16/82	W, 72-71	Norman
2/26/82	W, 61-60	Oklahoma City
2/9/83	W, 94-84	Oklahoma City
12/12/83	W, 100-52	Norman
12/9/84	W, 86-51	Oklahoma City

Oklahoma State 62-43

Games: 105
 Series Record: OU leads 62-42
 At Norman: OU leads 34-13
 At Stillwater, Okla.: Tied 23-23
 At Boulder, Colo.: OSU leads 1-0
 At Columbia, Mo.: OSU leads 1-0
 At Edmond, Okla.: OSU leads 1-0
 At Lawrence, Kan.: OU leads 1-0
 At Oklahoma City: Tied 1-1
 At Salina, Kan.: OSU leads 2-0
 At Weatherford, Okla.: OU leads 1-0
 At Kansas City, Mo.: OU leads 2-1

Date	Result	Location
1/23/75	L, 70-41	Norman
2/19/75	L, 93-44	Stillwater
12/10/75	L, 76-36	Stillwater
2/6/76	L, 53-47	Norman
2/27/76	L, 68-31	Edmond
1/22/77	L, 73-65	Boulder
1/25/77	L, 52-44	Stillwater
2/9/77	L, 70-50	Norman
3/4/77	L, 45-41	Stillwater
12/6/77	W, 80-74	Norman
2/8/78	L, 74-60	Stillwater
11/29/78	L, 77-62	Norman
2/7/79	L, 62-48	Stillwater
2/23/79	W, 53-48	Weatherford
12/7/79	W, 54-41	Norman
1/19/80	L, 60-54	Columbia
2/6/80	W, 52-45	Stillwater
2/21/80	W, 65-62	Norman
12/10/80	W, 89-79	Norman
1/15/81	W, 75-61	Lawrence
1/31/81	W, 76-68	Stillwater
1/20/82	W, 78-68	Stillwater
2/3/82	W, 71-57	Norman
2/27/82	L, 53-52	Oklahoma City
1/27/83	W, 77-64	Norman
2/16/83	W, 83-82 (OT)	Stillwater
1/24/84	W, 75-72	Norman
2/14/84	L, 79-71	Stillwater
2/3/85	L, 85-76	Stillwater
2/27/85	W, 91-62	Norman
2/5/86	W, 108-68	Norman
3/2/86	W, 86-67	Stillwater
3/5/86	W, 85-50	Norman
1/21/87	L, 84-68	Norman

2/11/87	W, 75-70	Stillwater
1/23/88	W, 83-81	Norman
2/16/88	W, 79-78	Stillwater
1/17/89	L, 71-64	Stillwater
2/4/89	L, 87-68	Norman
1/24/90	L, 99-94	Norman
2/6/90	L, 89-77	Stillwater
3/4/90	L, 87-78	Salina
1/19/91	L, 76-60	Stillwater
2/13/91	L, 72-63	Norman
1/25/92	W, 75-65	Stillwater
2/19/92	W, 98-75	Norman
1/17/93	L, 65-44	Stillwater
2/14/93	W, 64-55	Norman
3/6/93	L, 85-70	Salina
1/16/94	W, 82-60	Norman
2/13/94	L, 77-68	Stillwater
1/28/95	W, 62-61	Stillwater
2/26/95	W, 76-67	Norman
1/14/96	L, 86-79 (2OT)	Norman
2/11/96	L, 62-58	Stillwater
1/29/97	L, 88-57	Norman
2/23/97	L, 67-54	Stillwater
2/7/98	L, 76-54	Norman
2/28/98	L, 69-52	Stillwater
1/13/99	W, 74-58	Norman
2/10/99	W, 61-53	Stillwater
3/2/99	L, 70-56	Kansas City
2/12/00	W, 93-69	Stillwater
3/1/00	W, 77-68	Norman
2/10/01	W, 76-47	Stillwater
2/24/01	W, 88-83 (OT)	Norman
1/9/02	W, 65-48	Norman
1/29/02	W, 66-58	Stillwater
3/6/02	W, 87-56	Kansas City
2/9/03	W, 87-71	Norman
3/1/03	W, 71-57	Stillwater
1/17/04	W, 87-37	Norman
2/28/04	W, 78-44	Stillwater
1/19/05	W, 70-43	Norman
3/3/05	W, 69-58	Stillwater
1/14/06	W, 85-51	Stillwater
1/31/06	W, 70-54	Norman
1/17/07	W, 76-60	Stillwater
2/4/07	W, 78-63	Norman
1/12/08	L, 82-63	Stillwater
2/23/08	W, 81-71	Norman
2/8/09	W, 93-79	Stillwater
2/28/09	W, 73-63	Norman
2/6/10	W, 77-66	Stillwater
3/7/10	W, 95-62	Norman
3/13/10	W, 74-69	Kansas City
1/29/11	W, 82-77	Stillwater
3/2/11	W, 81-66	Norman
1/14/12	L, 66-63	Stillwater
2/4/12	W, 80-71	Norman
2/10/13	W, 80-61	Norman
2/23/13	L, 83-62	Stillwater
2/1/14	W, 81-74	Norman
2/16/14	L, 73-57	Stillwater
1/19/15	W, 73-54	Norman
3/2/15	W, 66-56	Stillwater
1/16/16	L, 73-42	Stillwater
2/3/16	L, 71-69	Norman
3/5/16	W, 61-43	Oklahoma City
1/22/17	W, 68-62	Norman



RECORDS VS. OPPONENTS

2/4/17	W, 66-60	Stillwater
1/7/18	L, 96-82	Stillwater
1/20/18	L, 70-67	Norman
2/6/19	L, 84-74	Stillwater
2/20/19	W, 75-66	Norman

Old Dominion 0-1

Games: 1
Series Record: ODU leads 1-0
At Miami: ODU leads 1-0

Date	Result	Location
12/29/92	L, 60-54	Miami

Oral Roberts 21-15

Games: 36
Series Record: OU leads 21-15
At Norman: OU leads 10-6
At Tulsa, Okla.: OU leads 7-6
At Oklahoma City: Tied 1-1
At Stillwater, Okla.: OU leads 3-0
At Tahlequah, Okla.: ORU leads 1-0
At Weatherford, Okla.: ORU leads 1-0

Date	Result	Location
12/15/76	W, 59-56	Tulsa
1/17/77	L, 62-58	Norman
1/3/78	L, 84-55	Tulsa
2/4/78	L, 81-62	Norman
2/25/78	L, 57-53	Tahlequah
12/5/78	W, 72-64	Norman
1/8/79	L, 62-49	Tulsa
2/24/79	L, 69-66	Weatherford
1/24/80	L, 64-52	Norman
2/2/80	L, 77-63	Tulsa
2/22/80	L, 73-60	Norman
11/29/80	L, 80-76	Tulsa
2/16/81	W, 66-59	Norman
2/26/81	L, 72-62	Oklahoma City
1/18/82	L, 93-72	Tulsa
2/13/82	L, 95-78	Norman
1/4/83	L, 86-72	Tulsa
1/7/84	W, 101-77	Norman
1/11/85	W, 67-66	Tulsa
1/11/86	W, 101-78	Norman
12/4/86	W, 87-72	Tulsa
12/2/87	W, 103-94	Norman
12/10/88	W, 97-83	Tulsa
1/2/93	W, 84-62	Norman
2/10/94	W, 99-48	Norman
12/20/95	W, 63-40	Norman
11/22/96	W, 62-50	Stillwater
12/15/96	W, 66-63	Tulsa
12/28/99	W, 83-66	Norman
11/18/00	W, 87-56	Tulsa
3/17/01	W, 70-64	Norman
11/17/01	W, 73-38	Stillwater
11/23/02	W, 70-42	Tulsa
11/22/03	W, 90-42	Oklahoma City
12/3/05	W, 107-76	Stillwater
12/4/16	L, 74-67	Norman

Oregon 1-1

Games: 2
Series Record: Tied at 1-1
At Honolulu: OU leads 1-0
At Eugene: OU leads 1-0

Date	Result	Location
11/24/12	W, 100-61	Honolulu
11/25/18	L, 94-72	Eugene

Penn State 1-1

Games: 2
Series Record: Tied 1-1
At Honolulu: PSU leads 1-0
At Lubbock, Texas: OU leads 1-0

Date	Result	Location
11/27/88	L, 86-63	Honolulu
12/2/89	W, 92-81	Lubbock

Pepperdine 3-1

Games: 4
Series Record: OU leads 3-1
At Denver: OU leads 1-0
At Malibu, Calif.: OU leads 2-1

Date	Result	Location
1/9/82	L, 75-70 (OT)	Malibu
1/12/84	W, 85-69	Malibu
11/29/04	W, 95-77	Malibu
3/18/06	W, 78-66	Denver

Phillips 3-5

Games: 8
Series Record: PU leads 5-3
At Norman: PU leads 3-1
At Enid, Okla.: Tied 2-2

Date	Result	Location
12/1/77	L, 83-60	Enid
2/16/77	L, 72-34	Norman
12/10/78	L, 84-75	Enid
1/18/78	L, 69-68	Norman
12/12/79	L, 89-71	Norman
2/15/79	W, 75-65	Enid
12/3/82	W, 87-49	Enid
12/6/83	W, 93-57	Norman

Pittsburgh 2-0

Games: 2
Series Record: OU leads 2-0
At Amarillo, Texas: OU leads 1-0
At Oklahoma City: OU leads 1-0

Date	Result	Location
3/25/94	W, 86-77	Amarillo
3/29/09	W, 70-59	Oklahoma City

Portland 1-0

Games: 1
Series Record: OU leads 1-0
At Portland, Ore.: OU leads 1-0

Date	Result	Location
1/3/87	W, 83-70	Portland

Portland State 2-0

Games: 2
Series Record: OU leads 2-0
At Las Vegas: OU leads 1-0
At Pullman, Wash.: OU leads 1-0

Date	Result	Location
12/3/84	W, 85-67	Pullman
12/21/16	W, 74-60	Las Vegas

Prairie View 8-0

Games: 8
Series Record: OU leads 8-0
At Norman: OU leads 4-0
At Prairie View, Texas: OU leads 3-0
At Iowa City, Iowa: OU leads 1-0

Date	Result	Location
11/29/91	W, 121-49	Norman
12/12/91	W, 92-68	Prairie View
12/14/92	W, 105-35	Norman
1/23/92	W, 98-50	Prairie View
12/12/93	W, 101-41	Norman
1/14/93	W, 92-56	Prairie View
3/22/09	W, 76-47	Iowa City
11/28/10	W, 78-55	Norman

Purdue 4-0

Games: 4
Series Record: OU leads 4-0
At West Lafayette, Ind.: OU leads 1-0
At Durham, N.C.: OU leads 1-0
At Lexington, Ky.: OU leads 1-0
At Oklahoma City: OU leads 1-0

Date	Result	Location
3/20/00	W, 76-74	West Lafayette
11/11/02	W, 80-75	Durham
3/31/09	W, 74-68	Oklahoma City
3/19/16	W, 61-45	Lexington

Rice 2-0

Games: 2
Series Record: OU leads 2-0
At Norman: OU leads 1-0
At Stillwater, Okla.: OU leads 1-0

Date	Result	Location
12/3/92	W, 82-69	Norman
12/30/95	W, 89-59	Stillwater

Quinnipiac 1-0

Games: 1
Series Record: OU leads 1-0
At Stanford, Calif.: OU leads 1-0

Date	Result	Location
3/21/15	W, 111-84	Stanford

Rutgers 0-1

Games: 1
Series Record: RU leads 1-0
At Miami, Fla.: RU leads 1-0

Date	Result	Location
1/30/85	L, 80-72	Miami

RECORDS VS. OPPONENTS



Sacramento State 1-0

Games: 1
Series Record: OU leads 1-0
At Norman, Okla.: OU leads 1-0

Date	Result	Location
11/13/11	W, 117-55	Norman

St. Gregory's 0-2

Games: 2
Series Record: St. Gregory's leads 2-0
At Norman: St. Gregory's leads 1-0
At Shawnee, Okla.: St. Gregory's leads 1-0

Date	Result	Location
1/30/75	L, 82-57	Norman
2/12/75	L, 88-35	Shawnee

St. Joseph's 0-1

Games: 1
Series Record: St. Joseph's leads 1-0
At Miami, Fla.: St. Joseph's leads 1-0

Date	Result	Location
1/5/85	L, 76-75	Miami

St. John's (N.Y.) 0-1

Games: 1
Series Record: St. John's leads 1-0
At Norman, Okla.: St. John's leads 1-0

Date	Result	Location
3/20/12	L, 74-70	Norman

Saint Louis 2-0

Games: 2
Series Record: OU leads 2-0
At St. Louis: OU leads 1-0
At Norman: OU leads 1-0

Date	Result	Location
12/30/08	W, 87-61	St. Louis
11/18/12	W, 68-33	Norman

Sam Houston State 3-1

Games: 4
Series Record: OU leads 3-1
At Norman: OU leads 3-1

Date	Result	Location
11/24/90	L, 90-86	Norman
12/2/00	W, 97-60	Norman
11/26/03	W, 79-52	Norman
12/1/10	W, 94-45	Norman

Samford 1-0

Games: 1
Series Record: OU leads 1-0
Norman, Okla.: OU leads 1-0

Date	Result	Location
12/29/13	W, 66-35	Norman

San Diego 4-0

Games: 4
Series Record: OU leads 4-0
At Norman: OU leads 2-0
At San Diego, Calif.: OU leads 2-0

Date	Result	Location
1/4/82	W, 72-54	San Diego
1/15/83	W, 100-50	Norman
12/21/00	W, 84-39	Norman
12/21/01	W, 65-63 (2OT)	San Diego

San Diego State 1-1

Games: 2
Series Record: Tied 1-1
At San Diego, Calif.: SDSU leads 1-0
At U.S. V.I.: OU leads 1-0

Date	Result	Location
1/6/82	L, 68-65	San Diego
11/27/09	W, 87-48	U.S. V.I.

San Francisco 1-0

Games: 1
Series Record: OU leads 1-0
At San Francisco: OU leads 1-0

Date	Result	Location
11/26/06	W, 53-51	San Francisco

Siena 1-0

Games: 1
Series Record: OU leads 1-0
At Malibu, Calif.: OU leads 1-0

Date	Result	Location
11/28/04	W, 85-70	Malibu

Simon Fraser 1-0

Games: 1
Series Record: OU leads 1-0
At Stanford, Calif.: OU leads 1-0

Date	Result	Location
12/29/88	W, 83-66	Stanford

Simpson 1-0

Games: 1
Series Record: OU leads 1-0
At Wichita, Kan.: OU leads 1-0

Date	Result	Location
1/7/77	W, 88-69	Wichita

South Carolina 3-0

Games: 3
Series Record: OU leads 3-0
At Columbia, S.C.: OU leads 1-0
At Norman: OU leads 1-0
At U.S. V.I.: OU leads 1-0

Date	Result	Location
12/7/06	W, 78-51	Columbia
12/30/07	W, 95-63	Norman
11/26/09	W, 75-67	U.S. V.I.

South Dakota State 2-1

Games: 3
Series Record: OU leads 2-1
At Norman: OU leads 2-0
At Brookings: USD 1-0

Date	Result	Location
3/21/10	W, 68-57	Norman
11/23/17	W, 74-60	Norman
12/6/17	L, 67-61	Brookings

South Florida 1-2

Games: 3
Series Record: USF leads 2-1
At Norman: OU leads 1-0
At Tampa: USF leads 1-0
At U.S. V.I.: USF leads 1-0

Date	Result	Location
11/27/14	L, 83-68	U.S. V.I.
12/9/17	W, 79-74	Norman
11/18/18	L, 87-70	Tampa

Southeast Missouri State 4-0

Games: 4
Series Record: OU leads 4-0
At Norman: OU leads 3-0
At Austin, Texas: OU leads 1-0

Date	Result	Location
12/28/03	W, 87-59	Norman
11/24/04	W, 83-48	Norman
11/19/05	W, 84-62	Norman
3/17/07	W, 74-60	Austin

Southeastern Louisiana 1-0

Games: 1
Series Record: OU leads 1-0
At Hammond, La.: OU leads 1-0

Date	Result	Location
1/6/90	W, 88-86	Hammont

Southeastern Oklahoma State 4-2

Games: 6
Series Record: OU leads 4-2
At Durant, Okla.: SEOS leads 2-1
At Norman: OU leads 3-0

Date	Result	Location
1/21/76	L, 56-45	Durant
2/4/76	W, 37-35	Norman
2/2/77	W, 68-56	Norman
2/26/77	L, 63-39	Durant
2/6/78	W, 59-47	Durant
2/22/78	W, 73-43	Norman



RECORDS VS. OPPONENTS

SMU 8-5

Games: 13
Series Record: OU leads 7-5
At Norman: OU leads 4-2
At Dallas, Texas: OU leads 4-3

Date	Result	Location
1/5/92	W, 82-73	Norman
2/17/92	L, 69-63	Dallas
12/5/93	L, 72-66	Norman
1/2/94	W, 99-72	Dallas
12/5/96	L, 96-87	Norman
12/7/97	L, 91-82	Dallas
12/9/01	W, 101-71	Norman
11/5/02	W, 91-70	Dallas
12/21/03	L, 71-68	Dallas
12/3/04	W, 85-63	Dallas
11/13/06	W, 80-43	Norman
11/17/17	W, 87-75	Norman
12/22/18	W, 77-61	Dallas

Stetson 1-0

Games: 1
Series Record: OU leads 1-0
At Norman: OU leads 1-0

Date	Result	Location
11/8/13	W, 78-60	Norman

Southern 1-1

Games: 2
Series Record: Tied 1-1
At Norman: OU leads 1-0
At Nacogdoches, Texas: SU leads 1-0

Date	Result	Location
3/9/78	L, 77-49	Nacogdoches
12/29/94	W, 100-72	Norman

Southern California 0-1

Games: 1
Series Record: USC leads 1-0
At Los Angeles: USC leads 1-0

Date	Result	Location
12/5/81	L, 84-55	Los Angeles

Southern Illinois 2-1

Games: 3
Series Record: OU leads 2-1
At Norman: OU leads 1-0
At Springfield, Mo.: OU leads 1-0
At Pullman, Wash.: SIU leads 1-0

Date	Result	Location
11/24/80	W, 58-46	Springfield
12/2/84	L, 82-62	Pullman
11/13/16	W, 80-48	Norman

Southern Nazarene 2-0

Games: 2
At Norman: OU leads 1-0
At Bethany, Okla.: SNU leads 1-0

Date	Result	Location
12/5/74	L, 44-43	Bethany
2/15/75	W, 57-37	Norman

Southern Utah 0-1

Games: 1
Series Record: USU leads 1-0
At Stillwater, Okla.: USU leads 1-0

Date	Result	Location
11/23/97	L, 64-63	Stillwater

Southwestern Oklahoma State 1-3

Games: 4
Series Record: SWOSU leads 3-1
At Edmond, Okla.: SWOSU leads 1-0
At Stillwater, Okla.: SWOSU leads 1-0
At Weatherford, Okla.: Tied 1-1

Date	Result	Location
2/8/75	L, 63-47	Edmond
2/24/76	L, 72-41	Weatherford
3/5/77	L, 54-42	Stillwater
2/23/79	W, 79-35	Weatherford

Stanford 2-6

Games: 8
Series Record: SU leads 6-2
At Norman: OU leads 2-0
At San Antonio: SU leads 2-0
At Stanford, Calif.: SU leads 3-0
At Tempe, Ariz.: SU leads 1-0

Date	Result	Location
12/30/88	L, 91-66	Stanford
12/27/01	W, 102-98 (OT)	Norman
3/19/01	W, 67-50	Norman
1/3/03	L, 58-38	Stanford
3/22/04	L, 68-43	Tempe
3/25/06	L, 88-74	San Antonio
4/04/10	L, 73-66	San Antonio
3/23/15	L, 86-76	Stanford

Stephen F. Austin 5-4

Games: 9
Series Record: OU leads 5-4
At Norman: OU leads 3-1
At Nacogdoches, Texas: Tied 2-2
At San Antonio: SFA leads 1-0

Date	Result	Location
3/8/78	L, 106-54	Nacogdoches
1/27/81	L, 70-49	Nacogdoches
12/12/82	L, 64-62	Norman
11/22/98	L, 82-58	San Antonio
12/29/99	W, 91-72	Norman
12/5/99	W, 61-47	Nacogdoches
12/5/03	W, 77-55	Norman
12/13/04	W, 79-52	Nacogdoches
12/8/10	W, 84-57	Norman

Syracuse 1-0

Games: 1
Series Record: OU leads 1-0
At Las Vegas: OU leads 1-0

Date	Result	Location
12/19/11	W, 82-63	Las Vegas

Tennessee 1-5

Games: 6
Series Record: UT leads 5-1
At Norman: UT leads 1-0
At Knoxville, Tenn.: UT leads 2-0
At Tampa, Fla.: UT leads 1-0
At Oklahoma City: Tied 1-1

Date	Result	Location
11/11/03	L, 94-68	Knoxville
12/21/04	L, 71-55	Norman
11/15/07	L, 70-67	Tampa
2/2/09	W, 80-70	Oklahoma City
1/3/10	L, 96-75	Knoxville
3/31/13	L, 74-59	Oklahoma City

Tennessee Tech 1-1

Games: 2
Series Record: Tied 1-1
At Honolulu: TTU leads 1-0

Date	Result	Location
12/21/00	L, 74-64	Honolulu

Texas 25-33

Games: 58
Series Record: UT leads 33-25
At Norman: OU leads 15-10
At Oklahoma City: Tied 1-1
At Austin, Texas: UT leads 18-8
At Dallas: Tied 1-1
At Lubbock, Texas: UT leads 1-0
At Kansas City, Mo.: UT leads 2-0

Date	Result	Location
11/17/80	L, 66-47	Norman
2/10/81	L, 71-54	Austin
3/11/82	L, 87-78	Lubbock
3/20/86	L, 85-59	Austin
11/30/94	L, 84-78	Austin
12/7/95	W, 95-85	Norman
1/7/97	L, 87-69	Austin
1/22/97	L, 76-58	Norman
1/7/98	L, 78-44	Austin
1/17/98	W, 97-84	Norman
1/23/99	L, 81-73	Austin
2/3/99	W, 71-69	Norman
1/19/00	W, 76-73	Austin
2/16/00	L, 77-70	Norman
3/8/00	L, 71-68	Kansas City
1/10/01	W, 85-74	Norman
2/28/01	W, 65-54	Austin
1/19/02	W, 89-69	Norman
2/19/02	L, 68-62 (OT)	Austin
1/29/03	L, 60-54	Norman
3/5/03	L, 78-66	Austin
1/10/04	L, 63-58	Austin
3/2/04	L, 57-54	Norman
3/13/04	W, 66-47	Dallas
1/26/05	L, 83-71 OT	Norman
2/26/05	L, 72-36	Austin
3/9/05	L, 65-59	Kansas City
1/25/06	W, 75-57	Norman
2/15/06	W, 61-54	Austin
1/31/07	L, 67-62	Austin
2/12/07	W, 78-58	Norman
3/7/07	W, 67-58	Oklahoma City
2/3/08	W, 74-58	Austin
3/2/08	L, 65-50	Norman
1/25/09	W, 89-69	Norman

RECORDS VS. OPPONENTS



3/8/09	W, 74-62	Austin
2/03/10	L, 75-57	Norman
2/27/10	W, 75-60	Austin
1/16/11	W, 71-67 (OT)	Austin
2/19/11	W, 91-62	Norman
1/21/12	W, 73-67	Norman
2/25/12	L, 87-62	Austin
1/5/13	W, 78-70	Austin
1/19/13	W, 69-56	Norman
1/8/14	L, 79-74 (OT)	Austin
2/19/14	W, 64-63	Norman
3/8/14	L, 82-72	Oklahoma City
1/14/15	W, 70-59	Norman
1/29/15	L, 84-81 (2OT)	Austin
3/8/15	L, 66-56	Oklahoma City
1/23/16	L, 83-76	Austin
2/14/16	W, 74-56	Norman
1/17/17	L, 86-68	Austin
2/18/17	W, 74-73	Norman
12/28/17	L, 88-78	Norman
2/27/18	L, 66-79	Austin
1/9/19	L, 63-73	Austin
2/2/19	L, 67-76	Norman

Texas-Arlington 10-3

Games: 13
 Series Record: OU leads 10-3
 At Norman: OU leads 6-2
 At Arlington, Texas: OU leads 4-1

Date	Result	Location
11/19/80	W, 61-59	Norman
2/4/80	W, 60-56	Arlington
2/5/82	W, 70-56	Norman
11/27/84	W, 92-66	Norman
12/4/85	W, 103-48	Arlington
11/29/86	W, 86-72	Arlington
12/8/87	W, 94-61	Norman
1/7/89	W, 86-75	Arlington
1/3/90	L, 80-78	Norman
12/10/92	L, 94-93	Norman
2/2/93	L, 80-59	Arlington
12/03/09	W, 100-67	Norman
11/20/13	W, 99-46	Norman

Texas Rio Grande Valley 5-0

Games: 5
 Series Record: OU leads 5-0
 At Norman: OU leads 5-0

Date	Result	Location
11/25/89	W, 120-36	Norman
11/27/94	W, 88-68	Norman
12/17/96	W, 97-57	Norman
11/26/10	W, 116-66	Norman
12/8/16	W, 92-53	Norman

Texas-San Antonio 6-0

Games: 6
 Series Record: OU leads 6-0
 At Norman: OU leads 4-0
 At San Antonio, Texas: OU leads 1-0
 At Las Cruces, N.M.: OU leads 1-0

Date	Result	Location
11/28/87	W, 67-63	Las Cruces
1/21/91	W, 93-86	Norman
11/25/92	W, 102-70	Norman
11/23/98	W, 66-53	San Antonio
11/23/99	W, 80-40	Norman
12/13/15	W, 80-41	Norman

Texas A&M 27-21

Games: 48
 Series Record: OU leads 27-21
 At Norman: OU leads 17-3
 At College Station, Texas: TAMU leads 11-8
 At Dallas: OU leads 1-0
 At Denton, Texas: OU leads 1-0
 At Kansas City, Mo.: TAMU leads 3-1
 At Springfield, Mo.: TAMU leads 1-0
 At Oklahoma City: TAMU leads 2-0

Date	Result	Location
11/26/79	L, 52-45	Springfield
2/3/79	W, 58-49	Denton
1/11/80	L, 71-53	College Station
12/10/82	W, 83-55	Norman
12/6/86	W, 93-62	Norman
12/5/90	L, 101-86	College Station
12/9/91	L, 83-71	Norman
12/18/94	W, 90-69	Norman
12/18/95	L, 99-74	College Station
1/4/97	W, 71-69	Norman
2/5/97	L, 66-63	College Station
1/3/98	W, 84-76	Norman
1/21/98	L, 91-83	College Station
2/6/99	W, 83-71	College Station
2/24/99	W, 95-69	Norman
1/12/00	W, 87-59	Norman
1/26/00	W, 79-72	College Station
1/17/01	W, 97-84	Norman
1/31/01	W, 93-70	College Station
1/26/02	W, 72-40	College Station
2/9/02	W, 67-51	Norman
1/18/03	W, 77-39	Norman
2/5/03	L, 69-61	College Station
1/14/04	W, 65-56 (OT)	College Station
2/7/04	W, 56-46	Norman
3/9/04	W, 60-47	Dallas
1/9/05	W, 73-53	Norman
1/22/05	W, 63-51	College Station
3/8/05	W, 86-65	Kansas City
1/28/06	W, 81-72	College Station
2/18/06	W, 73-54	Norman
1/27/07	L, 54-52	Norman
2/10/07	L, 78-68	College Station
2/12/08	W, 68-56	Norman
3/6/08	L, 73-59	College Station
1/18/09	W, 71-59	Norman
2/23/09	L, 57-56	College Station
3/14/09	L, 74-62	Oklahoma City
1/17/10	W, 74-65	Norman
3/02/10	L, 78-55	College Station
3/14/10	L, 74-67	Kansas City

1/26/11	L, 80-78	Norman
2/9/11	L, 82-71	College Station
3/11/11	L, 81-68	Kansas City
1/8/12	L, 75-58	College Station
2/21/12	W, 64-55	Norman
3/9/12	L, 79-66	Kansas City
12/20/15	L, 74-68	Oklahoma City

TCU 22-8

Games: 30
 Series Record: OU leads 22-8
 At Norman: OU leads 14-1
 At Fort Worth, Texas: OU leads 8-6
 At Oklahoma City: TCU leads 1-0

Date	Result	Location
1/3/92	W, 103-82	Norman
2/24/93	L, 79-73	Fort Worth
12/21/95	W, 89-70	Fort Worth
2/28/95	W, 92-44	Norman
11/25/96	W, 103-81	Fort Worth
12/7/96	W, 93-47	Norman
11/20/99	W, 78-66	Norman
12/7/00	W, 94-74	Fort Worth
11/27/02	W, 76-60	Norman
12/14/03	W, 68-64	Fort Worth
12/9/05	L, 81-65	Fort Worth
11/31/06	W, 77-63	Norman
11/21/09	W, 74-70	Norman
1/2/11	L, 76-69	Fort Worth
12/28/11	W, 82-54	Norman
1/9/13	W, 85-79	Fort Worth
1/30/13	W, 74-53	Norman
1/25/14	W, 63-52	Norman
3/1/14	L, 76-66	Fort Worth
1/17/15	W, 97-81	Fort Worth
2/14/15	W, 77-54	Norman
1/6/16	W, 78-65	Fort Worth
2/6/16	W, 77-64	Norman
1/1/17	W, 87-72	Norman
2/25/17	W, 73-64	Fort Worth
1/4/18	W, 84-71	Norman
1/27/18	L, 58-62	Fort Worth
3/3/18	L, 79-90	Oklahoma City
1/22/19	L, 86-71	Fort Worth
3/2/19	L, 76-63	Norman

Texas State 2-0

Games: 2
 Series Record: OU leads 2-0
 At Norman: OU leads 1-0
 At San Marcos, Texas: OU leads 1-0

Date	Result	Location
12/9/88	W, 92-74	San Marcos
11/21/05	W, 76-57	Norman

Texas Southern 3-1

Games: 4
 Series Record: OU leads 3-1
 At Norman: OU leads 3-0
 At Denton, Texas: TSU leads 1-0

Date	Result	Location
2/7/81	L, 80-72	Denton
2/10/82	W, 82-70 (OT)	Norman
12/15/85	W, 103-71	Norman
12/19/88	W, 81-72	Norman



RECORDS VS. OPPONENTS

Texas Tech 37-24

Games: 61
 Series Record: OU leads 37-24
 At Norman: OU leads 19-9
 At Lubbock, Texas: OU leads 15-14
 At Oklahoma City: TTU leads 1-0
 At Miami: TTU leads 1-0
 At Boise, Idaho: OU leads 1-0
 At Kansas City, Mo.: OU leads 1-0

Date	Result	Location
12/1/80	L, 65-58	Lubbock
1/26/80	L, 55-48	Norman
1/12/81	W, 69-56	Norman
2/2/81	L, 79-70	Lubbock
2/18/82	L, 93-86	Lubbock
12/11/83	W, 93-91 (OT)	Norman
12/3/89	L, 64-54	Lubbock
12/16/90	L, 88-80	Norman
12/6/91	L, 66-50	Lubbock
12/28/93	L, 93-56	Miami
12/21/94	L, 80-75	Lubbock
11/29/95	L, 66-64	Norman
1/15/97	L, 67-55	Lubbock
2/19/97	L, 63-49	Norman
2/11/98	L, 79-63	Lubbock
2/19/98	L, 94-59	Norman
1/6/99	L, 93-69	Lubbock
1/27/99	L, 89-87	Norman
1/8/00	W, 82-76	Norman
2/19/00	L, 86-81	Lubbock
1/28/01	W, 84-66	Norman
2/17/01	W, 80-75	Lubbock
1/5/02	W, 80-68	Lubbock
25/27/02	W, 75-56	Norman
3/23/02	W, 72-62	Boise
1/15/03	L, 80-71	Norman
2/19/03	L, 59-48	Lubbock
2/10/04	W, 68-62	Lubbock
2/25/04	W, 65-53	Norman
1/5/05	L, 70-64	Lubbock
2/23/05	L, 83-70	Norman
1/18/06	W, 63-57	Norman
3/1/06	W, 60-59	Lubbock
1/22/07	W, 86-81 (2OT)	Norman
2/17/07	W, 70-67	Lubbock
1/23/08	W, 78-39	Norman
2/27/08	W, 65-55	Norman
2/17/09	W, 80-72	Lubbock
3/4/09	W, 61-49	Norman
1/09/10	W, 73-58	Norman
1/30/10	W, 70-66	Lubbock
1/19/11	W, 71-61	Norman
3/5/11	L, 65-61	Lubbock
3/9/11	W, 71-69	Kansas City
1/11/12	W, 71-68	Norman
2/29/12	W, 71-62	Lubbock
1/12/13	W, 65-55	Norman
3/4/13	W, 77-73	Lubbock
1/2/14	W, 68-38	Lubbock
3/3/14	W, 87-32	Norman
1/10/15	W, 75-58	Lubbock
1/24/15	W, 70-64	Norman
1/20/16	W, 92-53	Norman
3/1/16	W, 70-60	Lubbock
1/14/17	W, 66-45	Norman
2/11/17	W, 64-56	Lubbock

1/10/18	W, 73-52	Lubbock
2/24/18	W, 79-61	Norman
1/2/19	W, 66-61	Norman
3/5/19	L, 82-88	Lubbock
8/3/19	L, 84-104	Oklahoma City

Tulane 1-1

Games: 2
 Series Record: Tied 1-1
 At Norman: OU leads 1-0
 At New Orleans: Tulane leads 1-0

Date	Result	Location
1/8/87	W, 84-53	Norman
1/9/88	L, 82-75	New Orleans

Tulsa 26-2

Games: 28
 Series Record: OU leads 26-2
 At Norman: OU leads 11-1
 At Edmond, Okla.: OU leads 1-0
 At Enid, Okla.: OU leads 1-0
 At Tulsa, Okla.: OU leads 12-1
 At Stillwater, Okla.: OU leads 1-0
 At Tahlequah, Okla.: OU leads 1-0

Date	Result	Location
2/18/76	L, 58-55	Norman
2/28/76	W, 57-53	Edmond
12/9/78	W, 95-52	Enid
12/18/78	W, 80-68	Tulsa
2/11/78	W, 94-45	Norman
2/23/78	W, 82-55	Tahlequah
11/11/79	W, 57-47	Tulsa
2/10/79	W, 69-54	Norman
2/22/80	W, 68-55	Tulsa
1/5/80	W, 77-40	Norman
1/29/81	W, 87-57	Norman
2/14/81	W, 106-68	Tulsa
2/14/82	W, 90-59	Tulsa
1/27/82	W, 87-62	Norman
2/4/83	W, 99-60	Norman
2/7/84	W, 82-64	Tulsa
2/11/86	W, 91-32	Norman
1/12/87	W, 62-39	Tulsa
2/29/00	W, 93-70	Norman
11/17/01	W, 80-49	Tulsa
2/18/02	W, 75-52	Stillwater
2/22/03	W, 65-61	Tulsa
12/4/05	L, 67-59	Tulsa (ORU)
12/2/06	W, 72-49	Tulsa
12/8/07	W, 67-47	Tulsa
12/21/09	W, 94-42	Norman
12/9/15	W, 75-62	Tulsa
12/11/16	W, 85-68	Norman

UAB 0-2

Games: 2
 Series Record: UAB leads 2-0
 At Cancun, Mexico: UAB leads 1-0
 At Bimini, Bahamas: UAB leads 1-0

Date	Result	Location
2/27/98	L, 62-61	Cancun
11/22/18	L, 84-89	Bimini

UCLA 3-3

Games: 6
 Series Record: Tied 3-3
 At Columbus, Ohio: OU leads 1-0
 At Los Angeles: UCLA leads 2-1
 At Norman: Tied 1-1

Date	Result	Location
1/8/82	L, 82-63	Los Angeles
2/5/06	W, 83-78	Norman
11/21/06	W, 77-68	Los Angeles
11/14/12	L, 86-80	Norman
3/25/13	W, 85-72	Columbus
11/24/13	L, 82-76	Los Angeles

UC Santa Barbara 1-1

Games: 2
 Series Record: Tied 1-1
 At Santa Barbara, Calif.: Tied 1-1

Date	Result	Location
1/10/84	W, 95-48	Santa Barbara
2/29/91	L, 105-95 (OT)	Santa Barbara

UNLV 1-1

Games: 2
 Series Record: Tied 1-1
 At Norman: UNLV leads 1-0
 At Las Vegas: OU leads 1-0

Date	Result	Location
11/26/80	L, 71-51	Norman
2/8/81	W, 96-85	Las Vegas

USAO 0-5

Games: 5
 Series Record: USAO leads 5-0
 At Norman: USAO leads 2-0
 At Chickasha, Okla.: USAO leads 2-0
 At Stillwater, Okla.: USAO leads 1-0

Date	Result	Location
1/21/75	L, 56-42	Norman
2/22/75	L, 62-41	Chickasha
3/1/75	L, 97-60	Stillwater
12/2/76	L, 86-60	Chickasha
1/24/76	L, 78-53	Norman

Utah 4-0

Games: 4
 Series Record: OU leads 4-0
 At Norman: OU leads 1-0
 At Freeport, Bahamas: OU leads 1-0
 At Salt Lake City: OU leads 1-0
 At Pullman, Wash.: OU leads 1-0

Date	Result	Location
2/2/95	W, 72-68	Pullman
2/7/04	W, 73-65	Norman
2/21/05	W, 72-59	Salt Lake City
11/26/15	W, 70-55	Freeport

RECORDS VS. OPPONENTS



Vanderbilt 1-2

Games: 3
 Series Record: Vanderbilt leads 2-1
 At Norman: Tied 1-1
 At Nashville, Tenn.: Vanderbilt leads 1-0

Date	Result	Location
3/16/86	W, 86-67	Norman
11/26/11	L, 78-66	Nashville
12/16/12	L, 76-63	Norman

VCU 1-0

Games: 1
 Series Record: OU leads 1-0
 At Nassau, Bahamas: OU leads 1-0

Date	Result	Location
2/29/96	W, 84-52	Nassau

Villanova 1-0

Games: 1
 Series Record: OU leads 1-0
 At Norman: OU leads 1-0

Date	Result	Location
3/18/02	W, 66-53	Norman

Washington 2-3

Games: 5
 Series Record: UW leads 3-2
 At Norman: OU leads 1-0
 At Seattle, Wash.: UW leads 2-1
 At Spokane, Wash.: UW leads 1-0

Date	Result	Location
2/31/87	L, 83-64	Seattle
3/24/01	L, 84-67	Spokane
11/14/14	W, 90-80	Norman
12/6/15	W, 71-68	Seattle
3/21/17	L, 108-82	Seattle

Washington State 1-1

Games: 2
 Series Record: Tied 1-1
 At Pullman, Wash.: OU leads 1-0
 At College Station, Texas: WSU leads 1-0

Date	Result	Location
11/23/91	L, 84-50	College Station
2/3/95	W, 85-79	Pullman

West Texas A&M 2-0

Games: 2
 Series Record: OU leads 2-0
 At Norman: OU leads 1-0
 At Canyon, Texas: OU leads 1-0

Date	Result	Location
12/30/86	W, 80-56	Canyon
12/20/87	W, 82-63	Norman

West Virginia 9-9

Games: 18
 Series Record: Tied at 9-9
 At Norman: OU leads 5-3
 At Morgantown, W. Va.: WVU leads 5-2
 At Dallas: OU leads 2-0
 At Oklahoma City: WVU leads 1-0

Date	Result	Location
11/26/89	L, 83-65	Norman
1/2/13	W, 71-68	Norman
2/3/13	L, 82-63	Morgantown
3/9/13	W, 65-64	Dallas
1/18/14	L, 77-63	Morgantown
2/13/14	L, 76-75	Norman
1/4/15	W, 71-60	Norman
2/1/15	L, 78-69	Morgantown
3/7/15	W, 67-55	Dallas
1/27/16	W, 57-54	Norman
2/17/16	L, 63-55	Morgantown
1/8/17	L, 83-73	Morgantown
2/7/17	W, 90-87 (2OT)	Norman
3/4/17	L, 82-58	Oklahoma City
2/3/18	W, 76-57	Norman
2/17/18	W, 79-77 (OT)	Morgantown
1/13/19	L, 56-66	Norman
2/23/19	W, 80-69	Morgantown

Western Illinois 2-0

Games: 2
 Series Record: OU leads 2-0
 At Norman: OU leads 2-0

Date	Result	Location
11/19/10	W, 84-43	Norman
12/4/13	W, 97-80	Norman

Western Kentucky 2-0

Games: 2
 Series Record: OU leads 2-0
 Norman: OU leads 1-0
 At Bowling Green, Ky.: OU leads 1-0

Date	Result	Location
11/25/86	W, 89-81	Bowling Green
11/9/18	W, 90-83	Norman

Wichita State 13-6

Games: 19
 Series Record: OU leads 13-6
 At Norman: OU leads 7-1
 At Wichita, Kan.: WSU leads 5-4
 At Springfield, Mo.: OU leads 2-0

Date	Result	Location
1/6/77	L, 70-58	Wichita
11/25/79	W, 61-50	Springfield
11/22/80	W, 62-56	Springfield
12/10/80	W, 75-62	Wichita
2/12/80	L, 59-53 (OT)	Norman
12/23/81	L, 85-59	Wichita
1/24/81	W, 93-76	Norman
1/23/82	W, 67-60	Norman
3/1/82	L, 93-73	Wichita
1/8/83	L, 93-81 (2OT)	Wichita
3/2/83	W, 92-64	Norman
12/21/84	W, 85-68	Wichita
12/16/96	W, 65-54	Norman
12/3/97	L, 71-56	Wichita
3/12/99	W, 75-67	Wichita

11/29/02	W, 89-68	Norman
12/9/03	W, 70-64	Wichita
12/30/04	W, 89-50	Norman
11/10/13	W, 89-70	Norman

Winthrop 1-0

Games: 1
 Series Record: OU leads 1-0
 At Norman: OU leads 1-0

Date	Result	Location
11/13/15	W, 78-48	Norman

Wisconsin 0-1

Games: 1
 Series Record: UW leads 1-0
 At Madison, Wis.: UW leads 1-0

Date	Result	Location
11/24/01	L, 97-77	Madison

Xavier 2-0

Games: 2
 Series Record: OU leads 2-0
 At Las Vegas: OU leads 2-0

Date	Result	Location
12/20/11	W, 73-51	Las Vegas
12/19/16	W, 81-69	Las Vegas

Yale 1-0

Games: 1
 Series Record: OU leads 1-0
 At Norman: OU leads 1-0

Date	Result	Location
12/30/14	W, 71-60	Norman



RECORDS VS. OPPONENTS

LONGEST ACTIVE WINNING STREAKS

Rk.	Opponent	No.	First Win	Last Win
1.	Prairie View A&M	8	Nov. 29, 1991	Nov. 28, 2010
2.	UTSA	6	Nov. 28, 1897	Dec. 13, 2015
3.	UTRGV	5	Nov. 25, 1989	Dec. 8, 2016
	Creighton	5	Dec. 2, 1985	Dec. 1, 2013
	Missouri	5	Jan. 31, 2009	Feb. 11, 2012
	Stephen. F. Austin	5	Dec. 29, 1999	March 23, 2015
	Wichita State	5	March 12, 1999	Nov. 10, 2013
8.	Purdue	4	March 20, 2000	March 19, 2016
	San Diego	4	Jan. 4, 1982	Dec. 21, 2001
	SE Missouri State	4	Dec. 28, 2003	March 17, 2007
	SMU	4	Dec. 3, 2004	Dec. 22, 2018

LONGEST ACTIVE LOSING STREAKS

Rk.	Opponent	No.	First Win	Last Win
1.	Connecticut	12	Dec. 29, 1999	Dec. 19, 2018
2.	Baylor	9	Jan. 3, 2016	Feb. 6, 2019
3.	Stanford	5	Jan. 3, 2003	March 23, 2015
4.	Texas	4	Dec. 28, 2017	Feb. 2, 2019
	TCU	4	Jan. 24, 2018	March 2, 2019
	Ohio State	4	Jan. 9, 2006	Dec. 4, 2011

MOST SERIES MEETINGS

Rk.	Opponent	GP	Record	Last Meeting
1.	Oklahoma State	105	62-43	Feb. 25, 2019
2.	Kansas	71	40-31	Feb. 13, 2019
3.	Kansas State	68	39-29	Feb. 10, 2019
4.	Iowa State	66	41-25	Feb. 20, 2019
5.	Texas Tech	61	37-24	March 8, 2019
6.	Missouri	58	29-29	Feb. 11, 2012
	Texas	48	25-33	Feb. 2, 2019
8.	Colorado	56	22-34	Feb. 23, 2011
9.	Baylor	55	26-29	Feb. 16, 2019
10.	Nebraska	50	27-23	Jan. 8, 2011

MOST SERIES WINS

Rk.	Opponent	GP	Wins	Record	Last Meeting
1.	Oklahoma State	105	62	62-43	Feb. 25, 2019
2.	Kansas	71	40	40-31	Feb. 13, 2019
3.	Iowa State	66	39	39-25	Feb. 20, 2019
	Kansas State	68	39	39-29	Feb. 10, 2019
5.	Texas Tech	61	37	37-24	March 8, 2019

MOST SERIES LOSSES

Rk.	Opponent	GP	Losses	Rec.	Last Meeting
1.	Oklahoma State	105	43	62-43	Feb. 25, 2019
2.	Colorado	56	34	22-34	Feb. 23, 2011
3.	Texas	58	33	25-33	Feb. 2, 2019
4.	Kansas	70	31	40-31	Feb. 13, 2019
5.	Baylor	55	29	26-29	Feb. 16, 2019
	Missouri	58	29	30-29	Feb. 11, 2012
	Kansas State	58	29	39-29	Feb. 10, 2019

HIGHEST WINNING PERCENTAGE (MIN. 10 MEETINGS)

Rk.	Opponent	GP	Record	Pct.	Last Meeting
1.	Tulsa	28	26-2	.929	Dec. 11, 2016
2.	North Texas	24	21-3	.875	Nov. 16, 2015
3.	New Mexico	13	10-3	.769	Nov. 28, 2019
4.	UT Arlington	13	10-3	.769	Nov. 20, 2013
5.	TCU	28	22-8	.733	March 2, 2019



MEDIA INFORMATION





ATHLETICS COMMUNICATIONS

» OU ATHLETICS COMMUNICATIONS OFFICE

The OU Athletics Communications Office is located on the second floor of Gaylord Family-Oklahoma Memorial Stadium (northwest corner), approximately 1.5 miles north of Lloyd Noble Center.

Main Office Phone/Fax: (405) 325-8231/(405) 325-7623

Address: 180 W. Brooks, Room 2525, Norman, OK 73019

Lloyd Noble Center Press Row: (405) 325-1024

Assistant AD/Communications: Mike Houck (football)

Email: mhouck@ou.edu

Director: Ben Coldagelli

Email: bcoldagelli@ou.edu

Associate Director: Eri Hollier

Email: ehollier@ou.edu

Assistant Director: Patrick Dunn

Email: patrickjdunn@ou.edu

Assistant Director: Lindsey Morrison

Email: lindseymorrison@ou.edu

Publications Director: Debbie Copp

Email: dcopp@ou.edu

Research Fellow: Ann Marcelli

Email: annmarcelli@ou.edu

Student Assistants: Grace Hardy, Noa Gonzales, Hannah Hill, Kirsten Lewis, Chris Oven, William Soule

Director of Graphic Design: Scott Matthews

Email: smatthews@ou.edu

Assistant Director of Graphic Design: Alex Eisbrener

Email: aeisbrener@ou.edu

Assistant Director of Graphic Design: Sarah Klopfer

Email: sklopfer@ou.edu

» BIG 12 OPPONENT CONTACTS

School	Contact	Office Phone
Baylor	Kyle Roberts.....	(254) 710-3042
Iowa State	Nicole Greiner	(515) 294-7961
Kansas	Kiara Cooper	(785) 864-3417
Kansas State	Randy Peterson.....	(785) 523-7975
Oklahoma State.....	Ryan Cameron.....	(405) 742-4363
TCU.....	Dameon Myres.....	(817) 257-5367
Texas.....	Sean Cartell.....	(512) 471-6039
Texas Tech.....	Harry Endicott	(806) 787-5662
West Virginia.....	Tanner Cain.....	(304) 293-2821
Big 12 Office.....	Russell Luna	(469) 524-1000



Mike Houck
Assistant AD




Ben Coldagelli
Director



Eric Hollier
Associate Director



Patrick Dunn
Assistant Director



Lindsey Morrison
Assistant Director



Ann Marcelli
Research Fellow



Debbie Copp
Publications Director



Tory Kukowski
Director of
Digital Media



Matt Archibald
Director of
Digital Production



Erica Slife
Assistant Director
of Digital Media



Scott Matthews
Director of
Graphics Design



Alex Eisbrener
Assistant Director of
Graphics Design



Sarah Klopfer
Assistant Director of
Graphics Design



» ADMINISTRATION (Area Code 405)

Vice President for Intercollegiate Athletics Programs and Director of Athletics	
Joe Castiglione	325-8208
Executive Associate Athletics Director	
Larry Naifeh	325-8200
Executive Director of Athletics Compliance	
Jason Leonard.....	325-8346
Senior Associate AD (Business/CFO)	
Luther Lee	325-1844
Senior Associate AD (Chief of Staff)	
Armani Dawkins	325-7321
Senior Associate AD (Student-Athlete Development)	
Carol Ludvigson	325-7717
Senior Associate AD (Academic Services)	
Mike Meade.....	325-4146
Senior Associate AD (External Operations)	
Kenny Mossman.....	325-8231
Senior Associate AD (Events and Facilities, SWA)	
Lindy Roberts-Ivy.....	325-8225
Senior Associate AD (Admin. and Development)	
Zac Selmon	325-3138
Senior Associate AD (Internal Operations)	
Greg Tipton.....	325-4666
Associate AD (Revenue Generation and Ticketing)	
Patrick Nowlin.....	325-8232
Associate AD (Development)	
Mck Williams	325-8194
Assistant AD (Event Management & Camps)	
Michael Beirne.....	325-8235
Assistant AD (Facilities Operations)	
Brad Camp	325-5038
Assistant AD (Facilities Operations)	
Danny Davis.....	325-8235
Assistant AD (Recruiting Strategy and Administrative Engagement)	
Annie Hanson.....	325-2345
Assistant AD (Strategic Communications)	
Mike Houck.....	325-8227
Assistant AD (Broadcasting)	
Jacob Potter	325-8875
Assistant AD (Development)	
Matt Schaeperkoetter.....	325-8278
Special Assistant to the Athletics Director	
Bob Stoops	
Executive Director Varsity O Association/ Special Assistant to the Athletics Director	
Joe Washington.....	325-4709
Faculty Athletics Representative	
Greg Garn	

» HEAD COACHES

Baseball	
Skip Johnson.....	325-8354 (Texas Pan-American, '90)
Basketball (Men)	
Lon Kruger	325-4732 (Kansas State '75)
Basketball (Women)	
Sherri Coale	325-8322 (Oklahoma Christian University '87)
Cross Country	
Charmaine Darden.....	325-8212 (Hampton '07)
Football	
Lincoln Riley	325-8245 (Texas Tech '06)
Golf (Men)	
Ryan Hybl	325-8342 (Georgia '04)
Golf (Women)	
Veronique Drouin-Luttrell	325-8343 (Kent State '03)
Gymnastics (Men)	
Mark Williams.....	325-8341 (Nebraska '80)
Gymnastics (Women)	
K.J. Kindler	325-8333 (Iowa State '92)
Rowing (Women)	
Leeanne Crain	325-6961 (UCLA '88)
Soccer (Women)	
Mark Carr	325-8296 (Bournemouth University '01)
Softball	
Patty Gasso	325-8371 (Long Beach State '84)
Tennis (Men)	
Nick Crowell.....	325-8362 (Texas '00)
Tennis (Women)	
Audra Cohen	325-8325 (Miami '09)
Track and Field	
Tim Langford	325-8212 (Radford '00)
Volleyball	
Lindsey Gray-Walton	325-8364 (Georgia Tech '08)
Wrestling	
Lou Rosselli	325-3959 (Edinboro '93)



MEDIA OUTLETS

» PRINT

Associated Press

Cliff Brunt, Sports
(cbrunt@ap.org)
Central Park One
Suite 202
Oklahoma City, OK 73105
Phone: (405) 525-2121

The Oklahoman

Ryan Aber, Beat Writer
(raber@oklahoman.com)
Jeff Patterson, Sports Editor
(jpatterson@oklahoman.com)
P.O. Box 25125
Oklahoma City, OK 73125
Phone: (405) 475-3314

Tulsa World

Michael Peters, Sports Editor
(michael.peters@tulsaworld.com)
P.O. Box 1770
Tulsa, OK 74102
Phone: (918) 581-8355

The Norman Transcript

Tyler Palmateer, Sports Editor
(tpalmateer@normantranscript.com)
P.O. Drawer 1058
Norman, OK 73070
Phone: (405) 366-3535

Dallas Morning News

Keith Campbell (Colleges Editor)
(kcampbell@dallasnews.com)
P.O. Box 655237
Communications Center
Dallas, TX 75265
Phone: (214) 977-8444

Fort Worth-Star Telegram

(sports@star-telegram.com)
400 W. 7th St.
Fort Worth, TX 76102
Phone: (817) 390-7760

Lawton Constitution

Joey Goodman, Sports Editor
(jgoodman@lawton-constitution.com)
P.O. Box 2069
Lawton, OK 73502
Phone: (580) 353-0620

Shawnee News-Star

Fred Fehr, Sports Editor
P.O. Box 1688
Shawnee, OK 74802
Phone: (405) 273-4200

The Oklahoma Daily

(student newspaper)
Sports Editor
(sports@oudaily.com)
860 Van Vleet Oval, Rm. 126
Norman, OK 73019
Phone: (405) 325-7630

» TELEVISION

KFOR (NBC Channel 4)

Brian Brinkley, Sports Director
(brian.brinkley@kfor.com)
444 E. Britton Rd.
Oklahoma City, OK 73114
Phone: (405) 478-6366

KOCO (ABC Channel 5)

Bryan Keating, Sports Director
(bkeating@hears.com)
P.O. Box 14555
Oklahoma City, OK 73113
Phone: (405) 475-5257

KWTV (CBS Channel 9)

Dean Blevins, Sports Director
(dean.blevins@news9.net)
P.O. Box 14159
Oklahoma City, OK 73113
Phone: (405) 841-9940

KOKH (FOX Channel 25)

Myron Patton, Sports Director
(mpatton@okcfox.com)
1228 E. Wilshire Blvd.
Oklahoma City, OK 73111
Phone: (405) 843-2525

» RADIO

Sooner Radio Network

To reach the Sooner Network
broadcasters, use the following
email addresses and phone
numbers:

Brian Brinkley (play-by-play)
brian.brinkley@kfor.com

KOKC (103.1 FM/1520 AM)

(production@kref.com)
400 E. Britton Rd.
Oklahoma City, OK 73114
Phone: (405) 478-5014

KRXO (107.7 FM)

Randy Heitz, Assistant Program
Director/Exec. Producer
(randy.h@tylermedia.com)
P.O. Box 14818
Oklahoma City, OK 73113
Phone: (405) 475-7020

KREF (98.5 FM/1400 AM)

(production@kref.com)
2020 Alameda
Norman, OK 73071
Phone: (405) 321-1400





» CREDENTIALS

Credentials for Oklahoma home games are issued to working media only and should be requested as early as possible. Make requests to Ann Marcelli in the OU Athletics Communications Office by emailing (annmarcelli@ou.edu).

The University of Oklahoma follows the guidelines set forth by the NCAA and the Big 12 Conference governing the issuance of credentials. Requests for single-game credentials should be made at least one week in advance of the game.

» CREDENTIALS PICKUP

Game credentials are available for pickup inside Lloyd Noble Center's south ramp entrance two hours prior to tip and are not available at any other will call window. Game credentials are not mailed.

» MEDIA PARKING

Media should park on the south side of the arena and enter via the ramp that separates the two practice gyms.

» PHOTOGRAPHERS

Photographers and videographers must shoot from the Lloyd Noble Center baselines (west side of south goal, east side of north goal). No photo spots will be assigned. Because of space limitations, photographers are encouraged to arrive early to secure a position.

» MEDIA SERVICES

The University of Oklahoma Athletics Communications Office will furnish all working media with complete statistical information at home games. Materials available include game program, pregame notes, final and halftime statistics, play-by-play, postgame notes and postgame quotes from players and coaches.

The working media room is halfway up the south tunnel, west of the ramp.

» PHONES/INTERNET

Courtesy telephone and ethernet lines, as well as wireless Internet service, are available along press row and in the Lloyd Noble Center media room. Any media representative desiring a phone line to be installed either courtside or in the media room should contact Ann Marcelli in the OU Athletics Communications Office at (405) 325-8571.

» VISITING RADIO

Visiting radio crews are positioned next to their team's bench, on the north end of the east sideline. Analog and ISDN lines are furnished.

Non-postgame interviews with University of Oklahoma basketball players or coaches must be arranged through Ann Marcelli (annmarcelli@ou.edu) of the OU Athletics Communications Office and requested at least 24 hours in

advance of the desired interview time.

Player interviews are generally granted after practice, usually around 4:15 p.m. weekdays. Only postgame interviews are allowed on game days.

» POSTGAME INTERVIEWS

Following each home game, a 10-15 minute "cooling-off period" will be exercised. The opposing coach will then be escorted to the OU interview room, located across the hall from the media room.

When the opposing coach finishes with media, Oklahoma head coach Sherri Coale and Sooner players will enter the interview room. The OU locker room is closed.

» PRACTICES

Practices are usually held from 2 to approximately 4:15 p.m. during the week. Media looking to attend should notify Ann Marcelli at annmarcelli@ou.edu.



» For the latest Oklahoma athletics information, including highlights, press conferences, statistics, standings, rankings, game notes, interviews, photos and human-interest stories, visit the school's official athletics website at SoonerSports.com.



RADIO COVERAGE

SOONER SPORTS NETWORK

University of Oklahoma women's basketball games air via Learfield Communications and the Sooner Sports Radio Network. OU fans may also catch the live broadcasts by subscribing to a pass on the school's official website, SoonerSports.com.

City	Station
Ada	KADA-FM (99.3)
Altus	KWHW-FM (93.5)
Ardmore	KVSO-AM (1240)
Bartlesville	KYFM-FM (100.1)
Blackwell	KOKB-AM (1580)
Broken Bow	KKBI-FM (106.1)
Broken Bow	KQIB-FM (102.9)
Enid	KXLS-FM (95.7)
Lawton	KXCA-AM (1380)
McAlester	KNED-AM (1150)
Norman	KREF-AM (1400)
Norman	KREF-FM (99.3)
Oklahoma City	KOKC-AM (1520)
Oklahoma City	KOKC-FM (103.1)
Shawnee	KGFF-FM (100.9)
Shawnee	KGFF-AM (1450)
Tulsa	KAKC-AM (1300)
Tulsa	KTBZ-AM (1430)

"SOONER SPORTS TALK"

Each Thursday throughout the season, "Sooner Sports Talk" provides fans across the state an opportunity to talk OU basketball with head coaches Lon Kruger and Sherri Coale. The one-hour program airs statewide from 7-8 p.m. on the Sooner Radio Network and is now also broadcast on Sooner Sports TV.

TUNEIN RADIO APP

For the fourth straight season, Oklahoma women's basketball fans can listen worldwide to the Sooners on the TuneIn Radio app. The app is available for download on the app stores for both Apple and Android phones. Fans can search "Sooner Sports Network" to find each broadcast.

» BROADCAST TALENT



BRIAN BRINKLEY
Play-by-Play
19th Season

Brian Brinkley is in his 19th season handling radio play-by-play for OU women's basketball.

Sports director for KFOR-TV in Oklahoma City, Brinkley has been at the station since 1990 when he began as a production assistant. He was a sports anchor and reporter from 1992 to 2015, and was the weekend sports anchor from 1996 to 2015.

Brian has received statewide attention for his reporting and anchoring. He is a three-time finalist for Oklahoma Sportscaster of the Year, and has been honored with two awards from the Oklahoma Association of Broadcasters for small market sports reporting and sportscasting.

A graduate of the University of Oklahoma, Brinkley earned a Bachelor of Arts degree as a double major in journalism and philosophy.

Brinkley lives in Edmond with his wife and daughter.





» SOONER SPORTS TV TALENT



CHAD MCKEE
Play-by-Play



TOBY ROWLAND
Play-by-Play



DAN HUGHES
Analyst



BRENDA VANLENGEN
Analyst



JESSICA COODY
Sideline Reporter

SOONER SPORTS TV

Launched in September 2012, Sooner Sports TV powered by FOX Sports provides the most comprehensive broadcast coverage of the Sooners ever offered. Distributed on a variety of existing FOX Sports outlets including FS Oklahoma, FS Southwest and FOX College Sports, Sooner Sports TV programming blocks reach approximately nine million homes in Oklahoma, Texas, Arkansas and Louisiana. Outside of this four-state region, select programming is available nationally either on FOX College Sports (FCS), or on outer market regional sports packages offered by satellite providers.

SOONERVISION

Established in 1997, SoonerVision has evolved as a prominent arm of the Oklahoma Athletics Department. OU's in-house production studio, SoonerVision is home to a variety of other original programming and studio shows. All together, the SoonerVision staff produces more than 75 live games and 125 shows each year for Sooner Sports TV.

In addition, SoonerVision is responsible for all big screen productions, including live coverage, replays and graphics for fans to enjoy at Lloyd Noble Center, Gaylord Family - Oklahoma Memorial Stadium, McCasland Field House, Marita Hynes Field, L. Dale Mitchell Park and John Crain Field, as well as live webcasts of Sooner games and press conferences.

Assistant AD for Broadcasting Jacob Potter leads a staff consisting of 15 full-time employees, numerous part-time and freelance professionals, and more than 80 students to make SoonerVision operate.

SoonerVision has gained a reputation nationally as one of the top production studios in sports, twice earning the Golden Matrix Award for best video board display in the country, and most recently earning the best live game and event production from Sports Video Group.



BIG 12 CONFERENCE

» STRENGTH AND SUCCESS

The Big 12 is nearing its silver anniversary as it begins its 24th year in 2019-20 as one of the nation's premier athletic conferences under the direction of eighth-year commissioner Bob Bowlsby.

TCU and West Virginia joined the league on July 1, 2012, and became the Big 12's first additions since inception, joining Baylor, Iowa State, Kansas, Kansas State, Oklahoma, Oklahoma State, Texas and Texas Tech.

With 10 members, the Big 12 remains as the only autonomy conference to determine its champions in all sports directly on the field of play with a full round-robin schedule. The Conference's hard work ethic and strong values have translated to enormous success in its first 22 years. Since it began competition in 1996-97, the league can boast of 63 NCAA team titles and 664 individual national championships.

The Big 12 has been at the forefront in college athletics reform, specifically with student-athlete welfare issues to include cost of attendance, student-athlete time demands and strengthening its policy for concussion diagnosis and management. In 2014-15, the Big 12 introduced and hosted three "State of Collegiate Athletics" forums to examine the issues facing college athletics. Two were conducted in Washington, D.C., and one in New York City. Panelists included respected authorities from intercollegiate athletics, university leadership and sports journalism. The third forum featured a special session comprised of student-athletes. The Big 12 has continued the "State of Collegiate Athletics" forums the past five seasons with Dallas serving as the host site for three events and one staged in Atlanta.

The award-winning Big 12 Champions for Life, an initiative of the Conference, begins its fifth year in 2019-20. It features student-athletes, selected by league institutions, in a series of public service announcements highlighting the positive impact an athletics scholarship has had on their lives leading to stories of personal growth and success.

The Big 12 was the only conference to place a team in the Final Four and CFP semifinals in both 2017-18 and 2018-19. Texas Tech played in the 2019 national championship game while Kansas competed in the 2018 Final Four. Oklahoma was in the CFP semifinals in both



BIG 12 CONFERENCE

400 East John Carpenter Freeway
Irving, TX 75062
(469) 524-1000 ■ Big12Sports.com



seasons. Additionally, the Big 12 was the lone conference that had teams play in the 2019 men's (Texas Tech) and women's (Baylor) Final Fours, and the NIT (Texas, TCU) and WNIT (TCU) semifinals. Baylor won the women's basketball national title while Texas was the NIT champion. The Big 12 also claimed both of the Associated Press basketball coaches of the year as Kim Mulkey (Baylor) captured the women's award while Chris Beard (Texas Tech) picked up the men's honor.

In addition to Baylor's women's basketball crown, national championships were won by Texas Tech men's outdoor track & field, Texas men's tennis and Oklahoma women's gymnastics while Iowa State claimed the National Invitation Volleyball Tournament. NCAA runner-up finishes besides Texas Tech men's basketball included UT men's swimming and diving and men's golf along with OU softball.



The Big 12 placed 70% of its teams in 2018 bowl games highlighted by No. 2 Oklahoma competing in the CFP Semifinal at the Orange Bowl and a Texas win over No. 5 Georgia in the Sugar Bowl. The Big 12 has made eight appearances in a CFP News Year's Bowl in the five years of the structure, including OU and UT in 2018. The Sooners made their second-straight CFP semifinal appearance and third in four years.

Additionally, the Big 12 added its seventh Heisman Trophy winner since 1996 when Kyler Murray (Oklahoma) took home the award, following former Sooner QB Baker Mayfield (Oklahoma) in 2017. The Conference has had a finalist in 15 of its seasons for a total of 20 with two finalists in five seasons. Thirty-nine major individual awards have been won by Big 12 student-athletes in football over the past nine campaigns. Overall, more than 4,800 student-athletes have earned All-America recognition.

The Big 12 and its member institutions are committed to a competitive environment where sportsmanship and fair play take center stage. Whether on the field, in the classroom, or within the community, the student-athletes, administrators, coaches and game officials of the Big 12 support the highest ideals in sportsmanship.

National academic accolades have always been strong in the Big 12. Ty Darlington (Oklahoma) was the recipient of the 2015 William V. Campbell Trophy, known as the Academic Heisman. Jevon Carter (West Virginia) was presented the NCAA Today's Top 10 Award in January 2019. It recognizes former student-athletes for their successes on the fields and courts, in the classroom and in the community. Since 1996, the Big 12 has a total of 12 honorees for this prestigious award. In the last eight seasons, 19 student-athletes were recipients of the NCAA Elite 90 Award with Baylor's Lauren Cox (women's basketball) and Colin Kober (men's golf), Oklahoma State's Sofia Blanco (women's tennis), Texas' Johnny Goodwin (men's tennis) and Texas Tech's Davide Moretti (men's basketball), picking up the most recent honors in 2017-18. The accolade showcases individuals who have reached the pinnacle of competition at the national championship level, while also achieving the highest academic standard among their peers.

In its short history, the Big 12 has over 680 Academic All-America recipients, averaging about 30 each season. Big 12 student-athletes

have shown commitment to their studies by earning numerous individual academic recognitions. Fourteen times in the past 15 years a league athlete has garnered the top academic honor for their respective sport, including Jevon Carter (West Virginia) for men's basketball in 2017-18 and Bianca St. Georges (West Virginia) for soccer in 2018-19.

Competitive excellence, scholarship and sportsmanship are all equal components of the Big 12 philosophy. All-Big 12 teams and Academic All-Big 12 squads are recognized for each sport at the end of their respective seasons. At the end of each academic year, the Conference honors its top male and female student-athletes with the Big 12 Athlete of the Year and Big 12 Sportsperson of the Year awards.

Institutions can also nominate student-athletes for the prestigious Dr. Prentice Gautt Postgraduate Scholarships. A total of 441 scholars have received over \$3.3 million in postgraduate financial aid through the first 23 years of the program.

The Big 12 sponsors 23 sports. Men's squads include baseball, basketball, cross country, football, golf, indoor track and field, outdoor track and field, swimming and diving, tennis and wrestling. Women's teams are fielded in basketball, cross country, equestrian, golf, gymnastics, indoor track and field, outdoor track & field, rowing, soccer, softball, swimming and diving, tennis and volleyball.

Big 12 institutions create a league that encompasses five states and nearly 38 million people. Nearly 5,000 student-athletes from across the United States and around the World compete annually in the sports sponsored by the Conference.

The Conference currently conducts postseason championships for 21 of its 23 sports with the Football Championship Game returning in 2017 after a six-year absence. Each championship helps to determine teams and/or individuals that will represent the Conference in national postseason competition.

The Conference office is headquartered in Irving, Texas.



OPPONENT INFORMATION

	PRAIRIE VIEW A&M Date: Nov. 8, 2019 Series Record: OU leads 8-0 Last Meeting: Nov. 28, 2010	Head Coach: Sandy Pugh 2018-19 Record: 17-14 Website: PVPanthers.com	SID: LaTonia Thirston Email: ldthirston@pvamu.edu Phone: (936) 261-9106
	UAB Date: Nov. 9, 2018 Series Record: UAB leads 0-2 Last Meeting: Nov. 22, 2019	Head Coach: Randy Norton 2018-19 Record: 26-7 Website: UABSports.com	SID: Katie Moseley Email: kmose@uab.edu Phone: (205) 934-0722
	MISSOURI STATE Date: Nov. 14, 2019 Series Record: OU leads 4-3 Last Meeting: Dec. 10, 2005	Head Coach: Amaka Agugua-Hamilton 2018-19 Record: 25-10 Website: MissouriStateBears.com	SID: Ben Adamson Email: BenAdamson@missouristate.edu Phone: (417) 836-4584
	STEPHEN F. AUSTIN Date: Nov. 20, 2018 Series Record: OU leads 5-4 Last Meeting: Dec. 8, 2010	Head Coach: Mark Kellogg 2018-19: 25-7 Website: SFAJacks.com	SID: Charlie Hurley Email: hurleycp@sfasu.edu Phone: (936) 468-2606
	HOUSTON Date: Nov. 23, 2019 Series Record: 2-0 Last Meeting: Jan. 20, 1981	Head Coach: Ronald Hughey 2018-19 Record: 15-16 Website: UHCougars.com	SID: Alex Brown Email: asbrown7@central.uh.edu Phone: (713) 743-9391
	ABILENE CHRISTIAN Date: Nov. 26, 2019 Series Record: OU leads 1-0 Last Meeting: Nov. 23, 1984	Head Coach: Julie Goodenough 2018-19 Record: 23-10 Website: ACUSports.com	SID: Zach Carlyle Email: zach.carlyle@acu.edu
	WICHITA STATE Date: Nov. 30, 2019 Series Record: OU leads 13-6 Last Meeting: Nov. 10, 2013	Head Coach: Keitha Adams 2018-19 Record: 24-9 Website: GoShockers.com	SID: Weston Pletcher Email: cwpletcher@goshockers.com Phone: (316) 978-5447
	WESTERN KENTUCKY Date: Dec. 4, 2019 Series Record: OU leads 1-0 Last Meeting: Nov. 25, 1986	Head Coach: Greg Collins 2018-19 Record: 20-15 Website: WKUSports.com	SID: Lillie-Anne Mulligan Email: jordan.mulligan@wku.edu Phone: (270) 745-2599
	LSU Date: Dec. 7, 2019 Series Record: First meeting Last Meeting: First meeting	Head Coach: Nikki Fargas 2018-19 Record: 16-13 Website: LSUSports.net	SID: Judy Willson Email: jwillson@lsu.edu Phone: (225) 578-1869
	SAM HOUSTON STATE Date: Dec. 15, 2019 Series Record: OU leads 3-1 Last Meeting: Dec. 1, 2010	Head Coach: Ravon Justice 2018-19 Record: 16-13 Website: GoBearkats.com	SID: Ben Rikard Email: ben.rikard@shsu.edu Phone: (936) 294-1764
	DRAKE Date: Dec. 17, 2019 Series Record: DU leads 3-0 Last Meeting: Nov. 25, 1996	Head Coach: Jennie Baranczyk 2017-18 Record: 27-7 Website: GoDrakeBulldogs.com	SID: John Meyer Email: john.meyer@drake.edu Phone: (515) 271-3740
	CONNECTICUT Date: Dec. 22, 2019 Series Record: UConn, 11-0 Last Meeting: Dec. 19, 2018	Head Coach: Geno Auriemma 2019-20 Record: 35-3 Website: UConnHuskies.com	SID: Anna LaBonte Email: alabonte@uconn.edu Phone: (860) 486-3531

OPPONENT INFORMATION



	<p>BAYLOR Date: Jan. 4 & Feb. 22, 2020 Series Record: BU, 29-26 Last Meeting: Feb. 16, 2019</p>	<p>Head Coach: Kim Mulkey 2018-19 Record: 37-1 Website: BaylorBears.com</p>	<p>SID: Kyle Robarts Email: kyle_robarts@baylor.edu Phone: (254) 710-3042</p>
	<p>IOWA STATE Date: Jan. 11 & Feb. 8 2020 Series Record: OU, 39-23 Last Meeting: Feb. 20, 2019</p>	<p>Head Coach: Bill Fennelly 2018-19 Record: 26-9 Website: Cyclones.com</p>	<p>SID: Nicole Greiner Email: ngreiner@iastate.edu Phone: (515) 294-7961</p>
	<p>KANSAS Date: Feb. 2 & Feb. 26, 2020 Series Record: OU, 39-32 Last Meeting: Feb. 13, 2019</p>	<p>Head Coach: Brandon Schneider 2018-19 Record: 13-18 Website: KUAthletics.com</p>	<p>SID: Kiaira Cooper Email: ktcooper@ku.edu Phone: (785) 864-3417</p>
	<p>KANSAS STATE Date: Jan. 25 & Feb. 16, 2020 Series Record: OU, 40-28 Last Meeting: Feb. 10, 2019</p>	<p>Head Coach: Jeff Mittie 2018-19 Record: 21-12 Website: KStateSports.com</p>	<p>SID: Randy Peterson Email: rspetel2@k-statesports.com Phone: (785) 532-7975</p>
	<p>OKLAHOMA STATE Date: Jan. 8 & Feb. 11, 2020 Series Record: OU, 62-43 Last Meeting: Feb. 25, 2019</p>	<p>Head Coach: Jim Littell 2018-19 Record: 14-16 Website: OKState.com</p>	<p>SID: Ryan Cameron Email: ryan.cameron@okstate.edu Phone: (405) 742-4363</p>
	<p>TCU Date: Jan. 19 & March 4, 2020 Series Record: OU, 22-8 Last Meeting: March 2, 2019</p>	<p>Head Coach: Raegan Pebley 2018-19 Record: 24-11 Website: TCUSports.com</p>	<p>SID: Dameon Myres Email: d.myres@tcu.edu Phone: (817) 257-5367</p>
	<p>TEXAS Date: Jan. 28 & Feb. 29, 2020 Series Record: UT, 31-25 Last Meeting: Feb. 2, 2019</p>	<p>Head Coach: Karen Aston 2018-19 Record: 23-10 Website: TexasSports.com</p>	<p>SID: Sean Cartell Email: sean.cartell@athletics.utexas.edu Phone: (512) 471-6039</p>
	<p>TEXAS TECH Date: Jan. 22 & March 7, 2020 Series Record: OU, 37-24 Last Meeting: March 8, 2019</p>	<p>Head Coach: Marlene Stollings 2018-19 Record: 14-17 Website: TexasTech.com</p>	<p>SID: Harry Endicott Email: jessika.mckernan@ttu.edu Phone: (806) 787-5662</p>
	<p>WEST VIRGINIA Date: Jan. 5 & Feb. 5, 2020 Series Record: Tied, 9-9 Last Meeting: Feb. 23, 2019</p>	<p>Head Coach: Mike Carey 2018-19 Record: 22-11 Website: WVUsports.com</p>	<p>SID: Tanner Cain Email: tanner.cain@mail.wvu.edu Phone: (304) 293-2821</p>
	<p>BIG 12 CONFERENCE Date: March 12-15, 2020 Tournament Record: 24-19 Championships: Four</p>	<p>2018-19 Record: 0-1, Quarterfinals Website: Big12Sports.com</p>	<p>SID: Russell Luna Email: russell@big12sports.com Phone: (469) 524-1000</p>



FAST BREAK CLUB

Everyone knows that championships are won through hard work and determination, but another component to achieving athletic success is a loyal fan base that supports the program on and off the court. The Fast Break Club serves that purpose for the OU women's basketball program.

Founded just prior to the beginning of the Sherri Coale era by a handful of loyal fans, the FBC has grown to a membership in excess of 500 individual and corporate members. Perhaps the most active booster club in all of OU's athletics programs, the FBC has become known for creating fun and excitement for fans throughout the year and especially during the season. The FBC sponsors bus trips to numerous away games, sells high quality sports apparel and merchandise with the FBC logo and hosts the FBC pregame gathering in the Clinton Lounge at the Lloyd Noble Center before each home game. Additionally, the club has sponsored watch parties for away games as well as the NCAA Selection Show and NCAA Tournament games.

Other events include welcoming the team back to school at the late summer Ice Cream Social, the preseason banquet held at the Lloyd Noble Center, the season-ticket holder scrimmage with a pizza party and autograph session exclusive to FBC members, Sherri Coale luncheons and the annual Fast Break Club Golf Tournament in June.

While the FBC does sponsor numerous member related activities, without a doubt the most important aspect of the organization is its ability to give back to the student-athletes and the women's basketball program. The FBC has funded the team's visits to such destinations as Greece, Hawaii and New York City and assisted in their recent foreign tours to Australia and Spain. The FBC has helped improve the look of the Mary Jane Noble Women's Basketball Center by purchasing high-definition televisions and funding the framing of photos along with several other enhancements. The FBC also assists in the endowment for the Marita Hynes Scholarship.

WHY JOIN?

- Become a significant part of a program that has become a national powerhouse.
- Enjoy the special opportunities to meet and visit with the coaches, players and other FBC members.

WANT TO JOIN?

- Give a tax-deductible gift (\$100 minimum) payable to the OU Foundation, designated for women's basketball.
- Membership year runs from July 1 to June 30. For membership information, please call the OU women's basketball office at (405) 325-8322.

MEMBERSHIP BENEFITS

- OU women's basketball newsletter
- OU women's basketball media guide
- Thank you letter from head coach Sherri Coale or an OU basketball player plus a signed team picture
- Information on travel packages to follow the team on the road
- Opportunities to participate in numerous special events





The Sooner Stiletto began in November 2003 to involve female community and business leaders with Oklahoma women's basketball. The idea originated with Sherri Coale's desire to have successful women surrounding her program – in the audience at her games, talking about her program in the community and having women throughout the community to act as role models for her players.

This idea grew into a dynamic group of 102 charter members full of energy and enthusiasm and an inaugural year that went above and beyond expectations. Membership continued its growth in year number two, when the group soared to 173 members.

SOONER STILETTOS HELP:

- Play a role in enhancing the future of OU women's basketball
- Form lasting relationships with female student-athletes and community leaders
- Increase support and awareness of OU women's basketball
- Enjoy activities with an energetic and dynamic group of women
- Participate in pre-game activities, luncheons, fashion shows, tailgate parties and National Girls and Women in Sport celebrations

SOONER STILETTO CAREER NETWORK

One of the most exciting things about being a Sooner Stiletto is having the opportunity to strengthen that link between Division I female student-athletes and women business and community leaders.

The Sooner Stiletto Career Network is a program that matches our student-athletes, who are preparing for careers, with successful women who have experience in a particular field.

Each year the entire team meets individually with the Sooner Stiletto leadership group to discuss career and life plans. As a result of those meetings, the student-athletes are matched up with members to assist with career and life plans. These matches can result in job shadowing opportunities, internships, mentoring or leadership training.

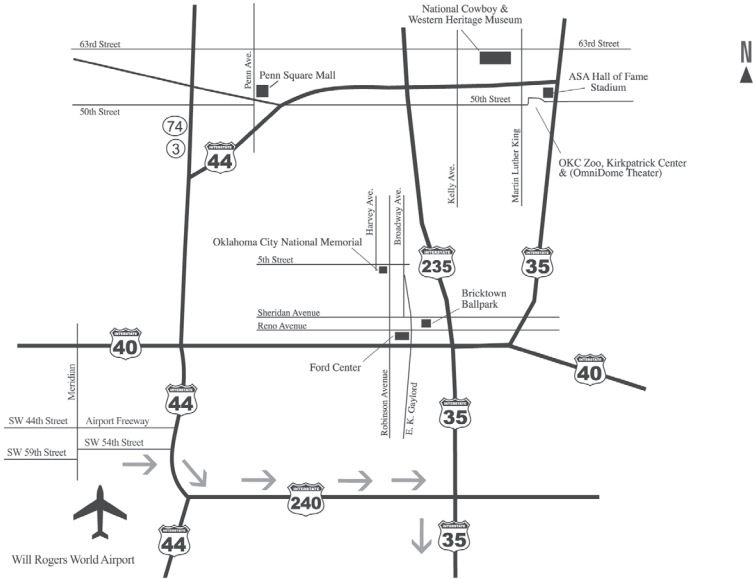
The program we created with the Sooner Stiletto is a branch of the OU Career Network. The opportunities for the OU student-athletes and the Stiletto are endless. The Sooner Stiletto Career Network is becoming a premier program upon which other programs are modeled.

Call the OU women's basketball office for more information, (405) 325-8322.





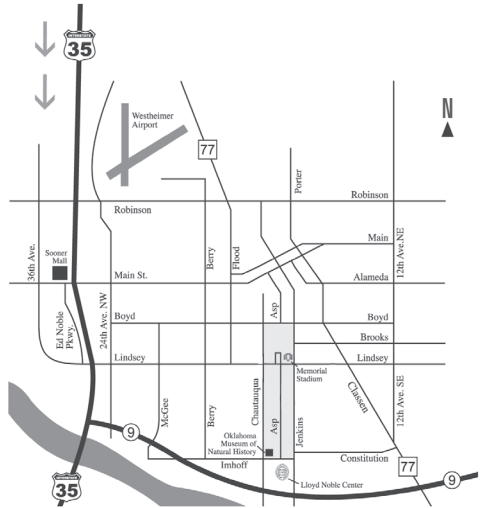
MAPS AND DIRECTIONS



TO LLOYD NOBLE CENTER

From I-35, take the Hwy. 9 East exit in Norman. Proceed approximately three miles and take a left on Chautauqua Ave. Lloyd Noble Center is just ahead on the right.

Use the second entrance to access the parking lot (park near the west side of the arena). The media entrance is at the bottom of the south ramp that separates the practice gyms.



NORMAN HOTEL INFORMATION (Area Code 405)

Courtyard by Marriott.. 770 Copperfield Dr.....701-8900
 Embassy Suites..... 2501 Conference Dr.....364-8040
 Fairfield Inn..... 301 Norman Center Ct.....447-1661
 Hampton Inn..... 309 Norman Center Ct. .366-2100
 Hilton Garden Inn..... 700 Copperfield Dr.....579-0100

Holiday Inn..... 1000 N. Interstate Dr.364-2882
 La Quinta..... 930 Ed Noble Dr.579-4000
 Residence Inn by Marriott.....2681 Jefferson St. .366-0900
 Sooner Hotel & Suites.....300 Kellogg Dr.....329-2270
 Sooner Legends.....1200 24th Ave. SW ...701-8100





••• OKLAHOMA WOMEN'S BASKETBALL •••