

**DUKE UNIVERSITY
WOMEN'S BASKETBALL
MEDIA GUIDE**

2011-12

2011-12 Duke Radio/Television Roster



1 - Elizabeth Williams
C • FR • 6-3
Virginia Beach, Va.
(Princess Anne)



3 - Shay Selby
G • SR • 5-9
Cleveland, Ohio
(Regina)



4 - Chloé Wells
G • SO • 5-7
Colton, Calif.
(A.B. Miller/Apex)



12 - Chelsea Gray
G • SO • 5-11
Stockton, Calif.
(St. Mary's)



14 - Ka'lia Johnson
G • FR • 5-10
Chester, Va.
(Thomas Dale)



15 - Richa Jackson
F • SO • 6-0
Midwest City, Okla.
(Midwest City)



24 - Kathleen Scheer
F/G • SR • 6-2
New Haven, Mo.
(New Haven)



30 - Amber Henson
F • FR • 6-4
Tampa, Fla.
(Walter L. Sickles)



32 - Tricia Liston
G • SO • 6-1
River Forest, Ill.
(Fenwick)



33 - Haley Peters
F/G • SO • 6-3
Red Bank, N.J.
(The Peddie School)



35 - Jenna Frush
G • FR • 5-6
Durham, N.C.
(Northern)



43 - Allison Vernerey
C • JR • 6-5
Alsace, France
(Mulhouse)



Joanne P. McCallie
Head Coach
5th Season at Duke



Al Brown
Assistant Coach
5th Season at Duke



Candice M. Jackson
Assistant Coach
1st Season at Duke



Joy Cheek
Assistant Coach
1st Season at Duke

Table of Contents

► Media Information	2-16	► Duke Tradition	69-85
Media Information	2	Honors/Awards	69-73
Duke Sports Information	3	Letterwinners	74-75
Media Outlets	4	All-Time Jersey Numbers	76
2011-12 Schedule	5	Retired Jerseys	77
2011-12 Roster	6	Year-by-Year Coaching Staffs	78
Squad Breakdown	7	Duke in the ACC Tournament & WNIT	79
Duke Quick Facts	7	Duke in the NCAA Tournament	80
Radio/Television Roster	8	In-Season Tournament Results	81
Opponent Quick Facts	9-12	Duke in the Associated Press Rankings	82
2012 ACC Tournament	13	Duke in the USA Today Coaches Poll Rankings	83
NCAA Tournament Information	14	Duke in the WNBA	84
2012 NCAA Tournament Bracket	15	International Hoops	85
► Meet the Blue Devils	17-35	► The Record Book	87-127
Kathleen Scheer	17-18	Team Records	87-89
Shay Selby	19-20	Individual Records	90-95
Allison Vernerey	21-22	Freshman Records	96-97
Chelsea Gray	23-24	Cameron Indoor Stadium Records	98
Richa Jackson	25-26	Cameron Indoor Stadium Attendance and Year-by-Year	99
Tricia Liston	27-28	Duke's NCAA Tournament Records	100-101
Haley Peters	29-30	1,000-Point Scorers	102-105
Chloé Wells	31-32	Year-by-Year Leaders	106
Jenna Frush	33	All-Time Player Statistics	107-122
Amber Henson	33	Year-by-Year Team/Player Statistics	123-127
Ka'lia Johnson	34	► All-Time Results	129-164
Elizabeth Williams	35	Year-by-Year Results	129-135
► The Staff	37-54	Duke's 100-Point Games	135
Head Coach Joanne P. McCallie	37-40	Duke Year-by-Year	136
Coach P Versus the Opponents	39-43	Duke Versus Ranked Opponents	137-138
Coach P Versus the Conferences	44	All-Time Series Results	139-148
Assistant Coach Al Brown	45	Duke Versus the Conferences	149
Assistant Coach Candice M. Jackson	46	Games by Date	150-159
Assistant Coach Joy Cheek	47	Games by Location	160-164
The Support Staff	48-52		
Vice President & Director of Athletics	53		
Senior Administration	54		
► Season Review	56-67		
2010-11 Season Review	56-58		
Season Honors	58		
Season Results, Statistics and Miscellaneous Statistics	59-61		
Box Scores	62-67		

Women's Basketball Contact

Information about the 2011-12 Duke University women's basketball team will be coordinated by Associate Sports Information Director **Lindy Brown**. All interview requests for student-athletes and coaches should be made to Lindy Brown at (919) 684-2664 or lbrown@duaa.duke.edu.

Twitter

For the latest updates on Duke women's basketball make sure you follow "Duke_WBB" on Twitter. Just head to http://twitter.com/Duke_WBB and sign up now for free. Fans can also follow Head Coach Joanne P. McCallie by following CoachPDuke as well. On Duke's Twitter page, you will find behind-the-scenes information, pictures, chances to win free prizes and other information you won't find anywhere else.

Facebook

"Like" the Duke Women's Basketball fan page on Facebook. There you will find a schedule, results, photos, links to articles, videos and much more. Sign up now as it is free so you don't miss the latest happenings with Duke women's basketball. If you do not have a Facebook account, just go to www.facebook.com and sign up today.

Credits

The 2011-12 Duke Women's Basketball Media Guide is a publication of the Duke Sports Information Office.

Editor: Lindy Brown, Associate SID

Editorial Contributors: Quentin Ybarra, Elissa Marks, Zach McDonie, Kelsey Conaway, Jack Jamieson, David Henshall, Duke Sports Information Student Assistants, Barry Uhrman, Rob Clough

Photography: Jon Gardiner, Duke Photography

Printing: Riverside Printing; Rocky Mount, N.C.

Media Information

The 2011-12 edition of the Duke University women's basketball guide has been published to provide pertinent information concerning Blue Devil basketball and to assist the media in its continuing coverage of Duke women's basketball.

Services

The Duke Sports Information staff will provide programs, pregame notes and statistics, halftime and final box scores, game play-by-play, postgame notes and postgame quotes to all credentialed media. Statistics will be distributed at halftime and following the game. Phones will be available for the working press located in the Sports Information Office in 115 Cameron Indoor Stadium. The fax number is (919) 684-2489. Wireless access will be available with the username and password posted in the media room.

Email

The Duke Sports Information Office has the capability to send out releases via email. If you would like to receive Duke women's basketball information through this channel, please call or email Associate SID Lindy Brown at (919) 684-2664 or lbrown@duaa.duke.edu.

Coach P & Player Interviews

Duke Head Coach Joanne P. McCallie is generally available in the mornings and after practice in the early evenings. Player interviews during the week must be arranged through the Sports Information Office by calling Lindy Brown at (919) 684-2664. Phone interviews with out-of-town media can also be arranged. All interview requests should be made at least one day in advance and the best time for interviews is generally before or after practice.

Ticket Information

Tickets to Duke women's basketball games can be purchased through the Duke Ticket Office by calling (919) 681-2583 or (877) 375-3853. Tickets can also be purchased online at www.GoDuke.com.

Credentials

All media and photographers attending Duke basketball home games must wear proper media credentials. Requests for credentials should be made in advance by mail, email or fax on company stationery and directed to Associate Sports Information Director Lindy Brown. Duke reserves the right to refuse any credential request deemed not to be in the best interest of the university.

Facilities

All home Blue Devil basketball games are played at Cameron Indoor Stadium, located at the end of Whitford Drive across from Wallace Wade Stadium. Cameron Indoor Stadium can also be reached from Towerview Road.

Parking

Parking for the media is available for home contests. Working press can request parking passes from Associate Sports Information Director Lindy Brown. All requests should be made in advance by mail, email or fax.

Media Accommodations

During the game, media will be seated at tables located on the floor level on the west side of Cameron Indoor Stadium. Media guides, notes and statistics, as well as work areas, are located in the Bill Brill Media Room on the north side of Cameron. The room will be open prior to the game, at halftime and after the game for postgame interviews.

Working Media Filing Space

Print and electronic media planning to file postgame reports will work in the media room in Cameron Indoor Stadium. The work area has 10 phone lines available for local, charge card, toll free and collect calls only. Space is limited and is on a first-come, first-serve basis. Wireless internet service is also available in Cameron Indoor Stadium. The username and password will be posted in the press room for each contest.

Radio Information

The radio broadcast booths are located on the east side of the stadium and are suspended from the ceiling. Access to the booths is through section seven off the upper concourse. One phone line with voice coupler and one business phone line will be provided by Duke free of charge to the visiting radio network as designated by that school's sports information office. ACC institutions will have Switch 56 capabilities at their site. Additional lines must be ordered directly from Bob Weiseman at rweiseman@duaa.duke.edu or (267) -864-6234.

Post-Game Policies

Duke Head Coach Joanne P. McCallie and selected players will participate in a postgame press conference in Cameron Indoor Stadium's media room immediately after all games. Opposing head coaches and players will also be available for postgame interviews in the same room. Towards the end of the game a representative of the Duke Sports Information Office will poll the media to find out whom they would like to interview after the contest.

Sports Information

The Duke Sports Information Office is located in room 115 at Cameron Indoor Stadium. The phone number, fax number and mailing address are as follows: Duke University Sports Information; 115 Cameron Indoor Stadium; Box 90557, Durham, N.C. 27708; Phone: (919) 684-2633; Fax: (919) 684-2489.

Duke Radio Network

The Duke Radio Network provides coverage for the Blue Devils during the season on WDNC-AM 620 in Durham, N.C. Steve Barnes is in his 13th year as the voice of the Blue Devils with Morgan Patrick entering his fourth campaign doing the color. The Duke Radio Network is operated by Blue Devil IMG Sports Marketing.

www.theACC.com

Keep up with ACC women's basketball through the conference's web site at www.theACC.com. League standings, statistics and releases are posted on the site, which also includes links to all other ACC schools.

Lindsey Ross, Associate Director of Media Relations

ACC Media Relations Office
 (336) 851-6062 (office)
 (336) 854-8797 (fax)
lrogers@theacc.com

GoDuke.com

For unparalleled coverage of Blue Devil women's basketball and the entire intercollegiate athletics department at Duke, access the world wide web at GoDuke.com. The official site of Duke athletics features the latest technological advances, plus in-depth coverage of Duke players, coaches and staff.

Duke fans will also get the latest media notes, player biographies and happenings of the Duke women's basketball program. In addition, player chats, audio, video, press conferences and blogs can be accessed. Get inside Duke Basketball with GoDuke.com.

All Duke women's basketball games not televised in Cameron Indoor Stadium will be aired live on GoDuke.com via Duke Inside Access.

One of the first ".com" websites for college athletics in the country, GoDuke.com has consistently led the way and been ranked one of the top websites in the country over the past several years.

**Art Chase**

Sports Information
Director

**Lindy Brown**

Associate Sports
Information Director

Duke Sports Information

Room 115
Cameron Indoor Stadium
Durham, N.C. 27708

Phone: 919-684-2633
Fax: 919-684-2489
Cameron Indoor Stadium Press Box Row: 919-684-6186

Staff Directory

Art Chase Sports Information Director

Sport Responsibilities: Football

Alma Mater: Guilford, 1991

Office: 919-684-2614

Cell: 919-599-9820

Joined Duke SID: August, 2000

Email: chasea@duaa.duke.edu

Lindy Brown Associate Sports Information Director

Sport Responsibilities: Women's Basketball, Women's Golf, Women's Soccer

Alma Mater: Western Carolina, 1996

Office: 919-684-2664

Cell: 919-599-9821

Joined Duke SID: November, 1999

Email: lbrown@duaa.duke.edu

**Matt Plizga**

Associate Sports
Information Director

**Chris Cook**

Assistant Sports
Information Director

Matt Plizga Associate Sports Information Director

Sport Responsibilities: Men's Basketball, Men's Golf

Alma Mater: Penn State Erie - The Behrend College, 1999

Office: 919-668-1712

Cell: 919-812-0882

Joined Duke SID: July, 2001

Email: plizga@duaa.duke.edu

Chris Cook Assistant Sports Information Director

Sport Responsibilities: Men's Basketball, Football, Fencing

Alma Mater: Wofford, 2006

Office: 919-684-8708

Cell: 919-812-7141

Joined Duke SID: July, 2007

Email: cook@duaa.duke.edu

Meredith Rieder Assistant Sports Information Director

Sport Responsibilities: Men's Lacrosse, Men's Soccer, Wrestling

Alma Mater: Denison, 2002

Office: 919-684-3328

Cell: 919-812-6741

Joined Duke SID: August, 2008

Email: mrieder@duaa.duke.edu

**Meredith Rieder**

Assistant Sports
Information Director

**Ashley Wolf**

Assistant Sports
Information Director

Ashley Wolf Assistant Sports Information Director

Sport Responsibilities: Volleyball, Women's Lacrosse

Alma Mater: Cornell, 2008

Office: 919-668-4393

Cell: 603-325-2225

Joined Duke SID: August, 2009

Email: awolf@duaa.duke.edu

Mary Giardina Assistant Sports Information Director

Sport Responsibilities: Field Hockey, M/W Cross Country, M/W Indoor & Outdoor Track & Field,
Women's Basketball

Alma Mater: Wake Forest, 2006

Office: 919-668-5739

Cell: 336-624-3052

Joined Duke SID: October, 2011

Email: mgiardina@duaa.duke.edu

**Mary Giardina**

Assistant Sports
Information Director

**Leslie Gaber**

Sports Information
Staff Assistant

Leslie Gaber Sports Information Staff Assistant

Sport Responsibilities: M/W Swimming & Diving, Men's Tennis

Alma Mater: DePauw, 2011

Office: 919-668-7938

Cell: 614-519-9872

Joined Duke SID: July, 2011

Email: lgaber@duaa.duke.edu

Adam Miller Sports Information Staff Assistant

Sport Responsibilities: Women's Tennis

Alma Mater: St. Leo, 2011

Office: 919-684-2668

Cell: 845-417-5197

Joined Duke SID: August, 2011

Email: amiller@duaa.duke.edu

Meghan Triplett Sports Information Staff Assistant

Sport Responsibilities: Rowing

Alma Mater: Tennessee State, 2011

Office: 919-684-2668

Cell: 901-461-1009

Joined Duke SID: August, 2011

Email: mtriplett@duaa.duke.edu

Adam Miller

Sports Information
Intern

Meghan Triplett

Sports Information
Intern

Newspapers

Durham Herald-Sun	Steve Wiseman	(919) 419-6673	swiseman@heraldsun.com	www.herald-sun.com
Raleigh News & Observer	Edward Robinson	(919) 829-4560	edward.robinson@nando.com	www.newsobserver.com
Burlington Times-News	Bob Sutton	(800) 488-0085	bob_sutton@link.freedom.com	www.thetimesnews.com
Chapel Hill News	Elliott Warnock	(919) 932-8743	chnsports@nando.com	www.chapelhillnews.com
Charlotte Observer	Ron Green Jr.	(704) 358-5125	rgreenjr@charlotteobserver.com	www.charlotte.com/observer
Fayetteville Observer	Brett Strelow	(910) 486-3530	bstrelow@fayettevillenc.com	www.fayobserver.com
Goldsboro News-Argus	Rudy Coggins, Rob Craig	(919) 739-7842	sportsline@newsargus.com	www.newsargus.com
Greensboro News & Record	Jeff Mills, Ed Hardin	(336) 373-7062	ehardin@news-record.com	www.news-record.com
High Point Enterprise	Benny Phillips	(800) 933-5760	sportsroom@hpe.com	www.hpe.com
Wilmington Star News	Dan Spears	(910) 343-2034	dan.spears@starnewsonline.com	www.starnewsonline.com
Wilson Daily Times	Paul Durham	(800) 849-8811	paul@wilsontimes.com	www.wilsondaily.com
Winston-Salem Journal	Bill Cole, Lenox Rawlings	(336) 727-7321	beecee@mindspring.com	www.journalnow.com
Henderson Daily Dispatch	Randy Capps	(252) 436-2840	rcapps@hendersondispatch.com	www.hendersondailydispatch.com
South Boston News & Record	Barry Hastings	(434) 572-2928	barryhastings@verizon.net	www.thenewsrecord.com/

Wire Service

Associated Press	Aaron Beard, Joedy McCreary	(919) 510-8937	abeard@ap.org, jmccreary@ap.org
------------------	-----------------------------	----------------	---------------------------------

Campus Related Newspapers/Magazines

Duke Chronicle	Chris Cusack	(919) 684-2663	ctcusack@gmail.com	www.dukechronicle.edu
GoDuke The Magazine	John Roth	(919) 286-1498	jroth@ispsports.com	

Radio Stations

Station Director

WDNC Radio (620 AM)	Mike Maniscalco	(919) 875-9100	mmaniscalco@999thefan.com	www.espntriangle.com
WPTF Radio (680 AM)	Taylor Zorzour	(919) 878-1724	news@curtismedia.com	www.wptf.com
WCMC Radio (99.9 FM)	Mike Maniscalco	(919) 890-6299	mmaniscalco@999thefan.com	www.espntriangle.com

Television Stations

News 14 Carolina	Jim Connors	(919) 882-4230	jim.connors@news14.com	www.news14.com
WNCN-TV (NBC 17)	Penn Holderness	(919) 835-6339	pholderness@wncn.com	www.nbc17.com
WRAL-TV (CBS 5)	Jeff Gravley	(919) 821-8595	sports@wral.com	www.wral.com
WRAZ-TV (Fox 50)	Jeff Gravley	(919) 821-8600	sports@wral.com	www.fox50.com
WTVD-TV (ABC 11)	Mark Armstrong, Joe Mazur	(919) 687-2324	mark.armstrong@abc.com; joe.mazur@abc.com	www.ABC11.com

Internet

DWHoops.com	Rob Clough, Orin Day	(919) 956-2865	DW_Editors@DWHoops.com	www.dwhoops.com
North Carolina Roundball Report	Shawn Farmer		shawn.farmer@northcarolinaroundballreport.com	www.northcarolinaroundballreport.com
Raleigh Sports Examiner	Peter Koutroumpis		pkSPORTconsultant@gmail.com	www.examiner.com

Directions To Cameron Indoor Stadium

**From Raleigh/Durham Airport
Via I-40 West**

Exit Highway 147 (Durham Expressway)
Exit Chapel Hill Street (approx. 10 miles)
Right at light on Chapel Hill Street
Proceed to dead end - turn right on Highway 751
Right on Science Drive
Right on Whitford Drive
Cameron on left

From I-85 North

Exit 170 - Highway 751
Right at first light
Go to fourth light (approx. three miles)
Left on Science Drive
Right on Whitford Drive
Cameron on left

From I-85 South

Exit 15-501 Bypass South
On 15-501, Exit Highway 751
Left at light
Go to third light (approx. one mile)
Left on Science Drive
Right on Whitford Drive
Cameron on left

2011-12 Blue Devil Slate

Date		Opponent	Location	Time
OCT. 23	(SUN)	BLUE/WHITE SCRIMMAGE	DURHAM, N.C.	1:00 PM
NOV. 3	(THUR)	PFEIFFER (EXH)	DURHAM, N.C.	7:00 PM
NOV. 6	(SUN)	LANDER (EXH)	DURHAM, N.C.	2:00 PM
Nov. 11	(FRI)	at Brigham Young	Provo, Utah	9:00 PM (BYUtv)
NOV. 18	(FRI)	AUBURN	DURHAM, N.C.	12:00 PM
Nov. 20	(SUN)	at Western Kentucky	Bowling Green, Ky.	3:00 PM

Junkanoo Jam (Grand Bahama Island)				
Nov. 25	(Fri)	vs. Gardner-Webb	Grand Bahama Island	5:45 PM
Nov. 26	(Sat)	vs. Notre Dame/Southern California	Grand Bahama Island	5:45/8:00 PM

Big Ten/ACC Challenge (Durham, N.C.)				
DEC. 1	(THUR)	PURDUE	DURHAM, N.C.	7:00 PM (ESPN3)

DEC. 4	(SUN)	PITTSBURGH	DURHAM, N.C.	2:00 PM
Dec. 8	(Thur)	at Kentucky	Lexington, Ky.	6:00 PM (CW/FSN)
DEC. 11	(SUN)	USC UPSTATE	DURHAM, N.C.	2:00 PM
DEC. 20	(TUE)	UNC WILMINGTON	DURHAM, N.C.	7:00 PM
Dec. 30	(Fri)	at Temple	Philadelphia, Pa.	7:00 PM
JAN. 2	(MON)	VIRGINIA*	DURHAM, N.C.	7:00 PM
Jan. 6	(Fri)	at Wake Forest*	Winston-Salem, N.C.	6:30 PM (RSN)
JAN. 8	(SUN)	N.C. STATE*	DURHAM, N.C.	2:00 PM
JAN. 13	(FRI)	FLORIDA STATE*	DURHAM, N.C.	7:00 PM (RSN)
Jan. 15	(Sun)	at Virginia Tech*	Blacksburg, Va.	2:00 PM
Jan. 18	(Wed)	at Georgia Tech*	Atlanta, Ga.	7:00 PM (ESPN3)
JAN. 22	(SUN)	MARYLAND*	DURHAM, N.C.	3:30 PM (ESPNU)
Jan. 27	(Fri)	at Clemson*	Clemson, S.C.	8:30 PM (RSN)
JAN. 30	(MON)	CONNECTICUT	DURHAM, N.C.	7:00 PM (ESPN2)
FEB. 2	(THUR)	WAKE FOREST*	DURHAM, N.C.	7:00 PM
FEB. 6	(MON)	NORTH CAROLINA*	DURHAM, N.C.	7:00 PM (ESPN2)
Feb. 9	(Thur)	at Boston College*	Chestnut Hill, Mass.	7:00 PM
Feb. 12	(Sun)	at Florida State*	Tallahassee, Fla.	1:00 PM (RSN)
FEB. 15	(WED)	VIRGINIA TECH*	DURHAM, N.C.	7:00 PM
Feb. 19	(Sun)	at Maryland*	College Park, Md.	3:00 PM (ESPN2)
FEB. 24	(FRI)	MIAMI*	DURHAM, N.C.	7:00 PM (ESPN3)
Feb. 26	(Sun)	at North Carolina*	Chapel Hill, N.C.	3:00 PM (ESPN2)

March 1-4	(Thur-Sun)	at ACC Tournament	Greensboro, N.C.	TBA (RSN/ESPNU/ESPN2)
-----------	------------	-------------------	------------------	-----------------------

March 17-20	(Sat-Tue)	NCAA Tournament 1st/2nd Rounds	TBA	TBA (ESPN)
March 24-27	(Sat-Tue)	NCAA Tournament Regionals	TBA	TBA (ESPN)
April 1, 3	(Sun/Tue)	NCAA Final Four	Denver, Colo.	TBA (ESPN)

* - Denotes ACC Contest All game times are EST BOLD/CAPS Home Games
 RSN - Denotes Regional Sports Network -- Comcast SportsNet, FSN South and New England Sports Network
 FSN - Denotes Fox Sports Net

Numerical

No.	Name	Ht.	Yr.	Pos.	Exp.	Hometown (High School/Last School)
1	Elizabeth Williams	6-3	Fr.	C	HS	Virginia Beach, Fla. (Princess Anne)
3	Shay Selby	5-9	Sr.	G	3V	Cleveland, Ohio (Regina)
4	Chloé Wells	5-7	So.	G	1V	Colton, Calif. (A.B. Miller/Apex)
12	Chelsea Gray	5-11	So.	G	1V	Stockton, Calif. (St. Mary's)
14	Ka'lia Johnson	5-10	Fr.	G	HS	Chester, Va. (Thomas Dale)
15	Richa Jackson	6-0	So.	F	1V	Midwest City, Okla. (Midwest City)
24	Kathleen Scheer	6-2	Sr.	F/G	3V	New Haven, Mo. (New Haven)
30	Amber Henson	6-4	Fr.	F	HS	Tampa, Fla. (Walter L. Sickles)
32	Tricia Liston	6-1	So.	G	1V	River Forest, Ill. (Fenwick)
33	Haley Peters	6-3	So.	F/G	1V	Red Bank, N.J. (The Peddie School)
35	Jenna Frush	5-6	Fr.	G	HS	Durham, N.C. (Northern)
43	Allison Vernerey	6-5	Jr.	C	2V	Alsace, France (Mulhouse)

Alphabetical

No.	Name	Ht.	Yr.	Pos.	Exp.	Hometown (High School/Last School)
35	Jenna Frush	5-6	Fr.	G	HS	Durham, N.C. (Northern)
12	Chelsea Gray	5-11	So.	G	1V	Stockton, Calif. (St. Mary's)
30	Amber Henson	6-4	Fr.	F	HS	Tampa, Fla. (Walter L. Sickles)
15	Richa Jackson	6-0	So.	F	1V	Midwest City, Okla. (Midwest City)
14	Ka'lia Johnson	5-10	Fr.	G	HS	Chester, Va. (Thomas Dale)
32	Tricia Liston	6-1	So.	G	1V	River Forest, Ill. (Fenwick)
33	Haley Peters	6-3	So.	F/G	1V	Red Bank, N.J. (The Peddie School)
24	Kathleen Scheer	6-2	Sr.	F/G	3V	New Haven, Mo. (New Haven)
3	Shay Selby	5-9	Sr.	G	3V	Cleveland, Ohio (Regina)
4	Chloé Wells	5-7	So.	G	1V	Colton, Calif. (A.B. Miller/Apex)
43	Allison Vernerey	6-5	Jr.	C	2V	Alsace, France (Mulhouse)
1	Elizabeth Williams	6-3	Fr.	C	HS	Virginia Beach, Fla. (Princess Anne)

Head Coach: Joanne P. McCallie (Northwestern, '87)

Assistant Coaches: Al Brown (Purdue, '64), Candice M. Jackson (Michigan State, '04), Joy Cheek (Duke, '10)

Director of Basketball Operations: Kate Senger (Michigan State, '04)

Director of Recruiting Operations: Sarah Smoak (Lynchburg College, '06)

Director of Basketball Relations: Kevin Lehman (Michigan State, '07)

Athletic Trainer: Summer McKeehan (Utah State, '98)

Video Coordinator: Lauren Rice (Duke, '00)

Executive Administrative Assistant to the Head Coach: Bobby Sorrell

Associate Sports Information Director: Lindy Brown (Western Carolina, '96)

Pronunciation Guide

Chloé Wells
Kloh - ee

Richa Jackson
Ruh - shay

Allison Vernerey
VAIR - ner - ray

Ka'lia Johnson
kuh- LEE - uh

Joanne P. McCallie
mc - CAW - lee

By Position

Centers	Allison Vernerey
.....	Elizabeth Williams
Forwards.....	Amber Henson
.....	Kathleen Scheer
Guards/Forwards.....	Richa Jackson
.....	Haley Peters
Guards.....	Jenna Frush
.....	Chelsea Gray
.....	Ka'lia Johnson
.....	Tricia Liston
.....	Shay Selby
.....	Chloé Wells

By Class

Seniors	2
Juniors	1
Sophomores	5
Freshmen	4

By State

California	2
Florida.....	1
Illinois.....	1
Missouri	1
New Jersey.....	1
North Carolina	1
Ohio	1
Oklahoma	1
Virginia.....	2

By Country

United States	11
France	1

By Height

6-5	1
6-4	1
6-3	2
6-2	1
6-1	1
6-0	1
5-11.....	1
5-10	1
5-9	1
5-7	1
5-6	1

By Major

Sociology	Kathleen Scheer
.....	Shay Selby
Economics	Allison Vernerey

Others are undecided

Duke Quick Facts

General Information

Location	Durham, N.C.
Founded	1838, Trinity College
Enrollment	6,504
Nickname.....	Blue Devils
Colors	Duke Blue & White
Arena Name	Cameron Indoor Stadium
Capacity.....	9,314
Affiliation.....	NCAA Division I
Conference.....	Atlantic Coast
President	Dr. Richard H. Brodhead
Vice President & Director of Athletics	Kevin White
Assoc. Director of Athletics/SWA.....	Jacki Silar
Athletic Dept. Phone.....	(919) 684-2120
Ticket Office Phone	(919) 681-BLUE
Press Row Phone.....	(919) 684-6186

History

First Year of Basketball.....	1975-76
All-Time Record.....	724-340 (.681) - 36 Years
NCAA Appearances/Last	18/2011
Last Postseason Opponent	Connecticut
Result	Lost to UConn, 75-40 - NCAA Elite Eight

Coaching Staff

Head Coach.....	Joanne P. McCallie
Alma Mater	Northwestern, '87
Record at Duke (Years)	114-26 (4)
ACC Record	65-13 (4)
Career Record (Years).....	430-174 (19)
Assistant Coaches.....	Al Brown, Candice M. Jackson, Joy Cheek
Director of Basketball Operations.....	Kate Senger
Executive Administrative Assistant to the Head Coach	Bobby Sorrell
Video Coordinator.....	Lauren Rice
Director of Marketing/Assistant Dir. of Operations.....	Sarah Smoak
Director of Basketball Relations/Assistant to the Head Coach.....	Kevin Lehman
Athletic Trainer.....	Summer McKeehan
Academic Coordinator	Heather Ryan
Strength & Conditioning Coordinator	William Stephens
Basketball Office Phone	(919) 613-7565

Team Information

2010-11 Record.....	32-4
2010-11 ACC Record (Finish).....	12-2 (T1st)
Final Ranking.....	No. 6 (AP), No. 7 (USA Today/ESPN)
Starters Returning/Lost.....	2/3
Letterwinners Returning/Lost.....	8/3

Sports Information

Director	Art Chase
Associate SID (Women's Basketball)	Lindy Brown
Office Phone.....	(919) 684-2664
Office Fax	(919) 684-2489
Cell Phone	(919) 599-9821
Email Address.....	lbrown@duaa.duke.edu
Website.....	www.GoDuke.com
Twitter	http://twitter.com/Duke_WBB;
.....	http://twitter.com/CoachPDuke
Facebook.....	http://www.facebook.com/DukeWBB



1 - Elizabeth Williams
C • FR • 6-3
Virginia Beach, Va.
(Princess Anne)



3 - Shay Selby
G • SR • 5-9
Cleveland, Ohio
(Regina)



4 - Chloé Wells
G • SO • 5-7
Colton, Calif.
(A.B. Miller/Apex)



12 - Chelsea Gray
G • SO • 5-11
Stockton, Calif.
(St. Mary's)



14 - Ka'lia Johnson
G • FR • 5-10
Chester, Va.
(Thomas Dale)



15 - Richa Jackson
F • SO • 6-0
Midwest City, Okla.
(Midwest City)



24 - Kathleen Scheer
F/G • SR • 6-2
New Haven, Mo.
(New Haven)



30 - Amber Henson
F • FR • 6-4
Tampa, Fla.
(Walter L. Sickles)



32 - Tricia Liston
G • SO • 6-1
River Forest, Ill.
(Fenwick)



33 - Haley Peters
F/G • SO • 6-3
Red Bank, N.J.
(The Peddie School)




35 - Jenna Frush
G • FR • 5-6
Durham, N.C.
(Northern)



43 - Allison Vernerey
C • JR • 6-5
Alsace, France
(Mulhouse)



Joanne P. McCallie
Head Coach
5th Season at Duke



Al Brown
Assistant Coach
5th Season at Duke



Candice M. Jackson
Assistant Coach
1st Season at Duke



Joy Cheek
Assistant Coach
1st Season at Duke

Auburn

University Facts

Location: Auburn, Ala.
 Founded: 1856
 Enrollment: 24,602
 President: Dr. Jay Gogue
 Athletics Director: Jay Jacobs
 Nickname: Tigers
 Colors: Burnt Orange and Navy Blue
 Conference: Southeastern
 Arena (Capacity): Auburn Arena (9,121)

Basketball Facts

Head Coach: Nell Fortner
 Record at Auburn: 132-89 (7 Years)
 Career Record: 149-100 (8 Years)
 Assistant Coaches: Kerry Cremeans, Mark Simons, Carla McGhee
 2010-11 Record (Final Ranking): 16-16 (NR)
 Conference Record (Finish): 8-8 (T5th)
 2011 Postseason: WNIT Second Round
 Letterwinners Returning/Lost: 10/3
 Starters Returning/Lost: 3/2

Sports Information

Women's Basketball SID: Matt Crouch
 Office Phone/Fax: 334-844-9709 / 334-844-9807
 Press Row Phone: 334-844-1933 / 334-844-1935
 Email: mcrouch@auburn.edu
 Web Site: www.auburntigers.com

Clemson

University Facts

Location: Clemson, S.C.
 Founded: 1889
 Enrollment: 19,453
 President: James F. Barker
 Athletics Director: Dr. Terry Don Philips
 Nickname: Lady Tigers
 Colors: Clemson Orange & Regalia
 Conference: Atlantic Coast
 Arena (Capacity): Littlejohn Coliseum (10,000)

Basketball Facts

Head Coach: Ito Coleman
 Record at Clemson: 10-20 (1 Year)
 Career Record: 10-20 (1 Year)
 Assistant Coaches: Yolett McPhee-McCuin, Jayme Callahan, Karleen Thompson
 2010-11 Record (Final Ranking): 10-20 (NR)
 Conference Record (Finish): 3-11 (11th)
 2011 Postseason: N/A
 Letterwinners Returning/Lost: 5/9
 Starters Returning/Lost: 1/4

Sports Information

Women's Basketball SID: Jeff Kallin
 Office Phone/Fax: 864-656-1920 / 864-656-0299
 Press Row Phone: 864-656-3326
 Email: kallin@clemson.edu
 Web Site: www.clemson.cstv.com

Boston College

University Facts

Location: Chestnut Hill, Mass.
 Founded: 1863
 Enrollment: 14,500
 President: Rev. William P. Leahy
 Athletics Director: Gene DeFilippo
 Nickname: Eagles
 Colors: Maroon and Gold
 Conference: Atlantic Coast
 Arena (Capacity): Silvio O. Conte Forum (8,606)

Basketball Facts

Head Coach: Sylvia Crawley
 Record at Boston College: 81-40 (3 years)
 Career Record: 101-65 (5 years)
 Assistant Coaches: Stephanie Lawrence Yelton, Greg Lanier, Angelita Forte
 2010-11 Record (Final Ranking): 20-13 (NR)
 Conference Record (Finish): 5-9 (7th)
 2011 Postseason: WNIT Fourth Round
 Letterwinners Returning/Lost: 7/3
 Starters Returning/Lost: 2/3

Sports Information

Women's Basketball SID: Stephanie Tunnera
 Office Phone/Fax: 617-552-0524 / 617-552-4903
 Press Row Phone: 617-552-8989
 Email: tunnera@bc.edu
 Web Site: www.bceagles.com

Connecticut

University Facts

Location: Storrs, Conn.
 Founded: 1881
 Enrollment: 28,481
 President: Susan Herbst, Ph.D.
 Interim Director of Athletics: Paul Pendergast
 Nickname: Huskies
 Colors: Navy & White
 Conference: Big East
 Arena (Capacity): Gampel Pavilion (10,167)
 XL Center (16,294)

Basketball Facts

Head Coach: Geno Auriemma
 Record at UConn: 771-124 (26 years)
 Career Record: 771-124 (26 years)
 Assistant Coaches: Chris Dailey, Shea Ralph, Marisa Mosely
 2010-11 Record (Final Ranking): 36-2 (1st)
 Conference Record (Finish): 16-0 (1st)
 2011 Postseason: NCAA Final Four
 Letterwinners Returning/Lost: 7/3
 Starters Returning/Lost: 4/1

Sports Information

Women's Basketball SID: Pat McKenna
 Office Phone/Fax: 860-486-2394 / 860-486-5085
 Press Row Phone: 860-486-1888
 Email: patrick.mckenna@uconn.edu
 Web Site: www.uconnhuskies.com

Brigham Young

University Facts

Location: Provo, Utah
 Founded: 1875
 Enrollment: 33,278
 President: Cecil O. Samuelson
 Athletics Director: Tom Holmoe
 Nickname: Cougars
 Colors: Dark Blue and White
 Conference: West Coast
 Arena (Capacity): Marriott Center (22,700)

Basketball Facts

Head Coach: Jeff Judkins
 Record at Brigham Young: 205-108 (10 years)
 Career Record: 205-108 (10 years)
 Assistant Coaches: Chris Boettcher, Melinda Bendall, Ray Stewart
 2010-11 Record (Final Ranking): 25-9 (NR)
 Conference Record (Finish): 15-1 (1st)
 2011 Postseason: WNIT Third Round
 Letterwinners Returning/Lost: 7/4
 Starters Returning/Lost: 2/3

Sports Information

Women's Basketball SID: Norma Collett
 Office Phone/Fax: 801-422-4908 / 801-422-0633
 Press Row Phone: 801-422-3675
 Email: norma_collett@byu.edu
 Web Site: www.byucougars.com

Florida State

University Facts

Location: Tallahassee, Fla.
 Founded: 1851
 Enrollment: 40,838
 President: Dr. Eric J. Barron
 Athletics Director: Randy Spetman
 Nickname: Seminoles
 Colors: Garnet & Gold
 Conference: Atlantic Coast
 Arena (Capacity): Donald L. Tucker Center (12,100)

Basketball Facts

Head Coach: Sue Semrau
 Record at Florida State: 236-174 (14 years)
 Career Record: 236-174 (14 years)
 Assistant Coaches: Lance White, Angie Johnson, Brooke Wycoff
 2010-11 Record (Final Ranking): 24-8 (20th)
 Conference Record/Finish: 11-3 (3rd)
 2011 Postseason: NCAA Second Round
 Letterwinners Returning/Lost: 7/4
 Starters Returning/Lost: 3/2

Sports Information

Women's Basketball SID: Zach Stipe
 Office Phone/Fax: 850-645-7683 / 850-644-3820
 Press Row Phone: 850-224-8790
 Email: zstipe@fsu.edu
 Web Site: www.seminoles.com

Gardner-Webb

University Facts

Location: Boiling Springs, N.C.
 Founded: 1905
 Enrollment: 4,300
 President: Dr. A. Frank Bonner
 Athletics Director: Chuck Burch
 Nickname: Runnin' Bulldogs
 Colors: Red & Black
 Conference: Big South
 Arena (Capacity): Paul Porter Arena (3,500)

Basketball Facts

Head Coach: Rick Reeves
 Record at Gardner-Webb: 118-100 (6 Years)
 Career Record: 385-338 (21 Years)
 Assistant Coaches: Krystal Reeves-Evans,
 Brooke Wilkinson, LaToya Carter
 2010-11 Record (Final Ranking): 23-11 (NR)
 Conference Record/Finish: 11-5(1st)
 2011 Postseason: NCAA First Round
 Letterwinners Returning/Lost: 7/7
 Starters Returning/Lost: 1/4

Sports Information

Women's Basketball SIDs: Marc Rabb
 Office Phone/Fax: 704-406-3523 / 704-406-4739
 Press Row Phone: 704-406-4475
 Email: mrabb@gardner-webb.edu
 Web Site: www.gwusports.com

Georgia Tech

University Facts

Location: Atlanta, Ga.
 Founded: 1885
 Enrollment: 19,404
 President: Dr. G.P. "Bud" Peterson
 Athletics Director: Dan Radakovich
 Nickname: Yellow Jackets, Rambling Wreck
 Colors: Old Gold & White
 Conference: Atlantic Coast
 Arena (Capacity): The Arena at Gwinnett Center (5,675)

Basketball Facts

Head Coach: MaChelle Joseph
 Record at Georgia Tech: 153-97 (8 years)
 Career Record: 153-97 (8 years)
 Assistant Coaches: Janie Mitchell, Gene Hill,
 Sam Purcell
 2010-11 Record (Final Ranking): 24-11(NR)
 Conference Record (Finish): 9-5 (T-4th)
 2011 Postseason: NCAA Second Round
 Letterwinners Returning/Lost: 10/2
 Starters Returning/Lost: 3/2

Sports Information

Women's Basketball SID: Marcus Dittmer
 Office Phone/Fax: 404-894-5445 / 404-894-1248
 Press Row Phone: 404-894-5458
 Email: mdittmer@athletics.gatech.edu
 Web Site: www.ramblinwreck.com

Kentucky

University Facts

Location: Lexington, Ky.
 Founded: 1865
 Enrollment: 27,000
 President: Dr. Eli Capilouto
 Athletics Director: Mitch Barnhart
 Nickname: Wildcats
 Colors: Blue & White
 Conference: Southeastern
 Arena (Capacity): Memorial Coliseum (8,000)

Basketball Facts

Head Coach: Matthew Mitchell
 Record at Kentucky: 86-49 (4 years)
 Career Record: 116-78 (6 years)
 Assistant Coaches: Kyra Elzy,
 Matt Insell, Sharon Pillow
 2010-11 Record (Final Ranking): 25-9 (22nd)
 Conference Record/Finish: 11-5 (2nd)
 2011 Postseason: NCAA Second Round
 Letterwinners Returning/Lost: 10/3
 Starters Returning/Lost: 5/1

Sports Information

Women's Basketball SID: Susan Lax
 Office Phone/Fax: 859-257-8420 / 859-323-4310
 Press Row Phone: 859-323-5900
 Email: slax0@uky.edu
 Web Site: www.ukathletics.com

Maryland

University Facts

Location: College Park, Md.
 Founded: 1856
 Enrollment: 37,641
 President: Dr. Wallace D. Loh
 Athletics Director: Kevin Anderson
 Nickname: Terrapins, Terps
 Colors: Red, White, Black & Gold
 Conference: Atlantic Coast
 Arena (Capacity): Comcast Center (17,950)

Basketball Facts

Head Coach: Brenda Frese
 Record at Maryland: 221-81 (9 years)
 Career Record: 278-111 (12 years)
 Assistant Coaches: Tina Langley, Marlin Chinn,
 David Adkins
 2010-11 Record (Final Ranking): 24-8 (16th)
 Conference Record/Finish: 9-5 (4th)
 2011 Postseason: NCAA Second Round
 Letterwinners Returning/Lost: 9/3
 Starters Returning/Lost: 4/1

Sports Information

Women's Basketball SID: Rose DiPaula
 Office Phone/Fax: 301-314-7063 / 301-314-9094
 Press Row Phone: 301-314-8624
 Email: rdipaula@umd.edu
 Web Site: www.umterps.com

Miami

University Facts

Location: Coral Gables, Fla.
 Founded: 1925
 Enrollment: 14,905
 President: Dr. Donna E. Shalala
 Athletics Director: Shawn Eichorst
 Nickname: Hurricanes
 Colors: Orange, Green, & White
 Conference: Atlantic Coast
 Arena (Capacity): BankUnited Center (7,200)

Basketball Facts

Head Coach: Katie Meier
 Record at Miami: 100-89 (6 years)
 Career Record: 176-134 (10 years)
 Assistant Coaches: Darrick Gibbs, Carolyn Keiger,
 Vernetta Skeete
 2010-11 Record (Final Ranking): 28-5 (11th)
 Conference Record (Finish): 12-2 (1st)
 2011 Postseason: NCAA Second Round
 Letterwinners Returning/Lost: 11/0
 Starters Returning/Lost: 5/0

Sports Information

Women's Basketball SID: Scott Zavitz
 Office Phone/Fax: 305-284-3236 / 305-284-2807
 Press Row Phone: 305-284-2111
 Email: szavitz@miami.edu
 Web Site: www.hurricanesports.com

North Carolina

University Facts

Location: Chapel Hill, N.C.
 Founded: 1789
 Enrollment: 17,895
 President: Holden Thorp
 Athletics Director: Dick Baddour
 Nickname: Tar Heels
 Colors: Carolina Blue & White
 Conference: Atlantic Coast
 Arena (Capacity): Carmichael Arena (6,822)

Basketball Facts

Head Coach: Sylvia Hatchell
 Record at UNC: 587-223 (24 years)
 Career Record: 859-303 (35 years)
 Assistant Coaches: Andrew Calder,
 Tracey Williams-Johnson, Trisha Stafford-Odom
 2010-11 Record (Final Ranking): 28-9 (12th)
 Conference Record/Finish: 8-6 (6th)
 2011 Postseason: NCAA Third Round
 Letterwinners Returning/Lost: 8/4
 Starters Returning/Lost: 2/3

Sports Information

Women's Basketball SID: Bobby Hundley
 Office Phone/Fax: 919-843-5678 / 919-862-0612
 Press Row Phone: 919-962-0702
 Email: bhundley@unca.unc.edu
 Web Site: www.tarheelblue.com

North Carolina State

University Facts

Location:Raleigh, N.C.
 Founded:1887
 Enrollment:34,376
 President:Dr. Randy Woodson
 Athletics Director:Deborah Yow
 Nickname:Wolfpack
 Colors:Red & White
 Conference:Atlantic Coast
 Arena (Capacity):Reynolds Coliseum (8,560)

Basketball Facts

Head Coach:.....Kellie Harper
 Record at N.C. State:34-31 (2 years)
 Career Record:131-96 (7 years)
 Assistant Coaches:Stephanie McCormick,
 Jon Harper, Ken Griffin
 2010-11 Record (Final Ranking):14-17 (NR)
 Conference Record (Finish):4-10 (10th)
 2011 Postseason:N/A
 Letterwinners Returning/Lost:11/3
 Starters Returning/Lost:4/1

Sports Information

Women's Basketball SID:Mark Kimmel
 Office Phone/Fax:919-515-1183 / 919-515-3624
 Press Row Phone:919-513-1220
 Email:mark_kimmel@ncsu.edu
 Web Site:www.gopack.com

Notre Dame

University Facts

Location:Notre Dame, Ind.
 Founded:1842
 Enrollment:8,363
 President:Rev. John I. Jenkins, C.S.C.
 Athletics Director:Jack Swarbrick
 Nickname:Fighting Irish
 Colors:Gold & Blue
 Conference:Big East
 Arena (Capacity):Purcell Pavilion (9,149)

Basketball Facts

Head Coach:.....Muffet McGraw
 Record at Notre Dame:556-211 (24 years)
 Career Record:644-252 (29 years)
 Assistant Coaches:Jonathan Tsipis, Carol Owens,
 Richie Henderson
 2010-11 Record (Final Ranking):31-8 (2nd)
 Conference Record/Finish:13-3 (T2nd)
 2011 Postseason:NCAA Finalist
 Letterwinners Returning/Lost:9/2
 Starters Returning/Lost:4/1

Sports Information

Women's Basketball SID:Chris Masters
 Office Phone/Fax:574-631-8032 / 574-631-7941
 Press Row Phone:574-631-5309
 Email:masters.5@nd.edu
 Web Site:www.UND.com

Pittsburgh

University Facts

Location:Pittsburgh, Pa.
 Founded:1787
 Enrollment:28,823
 President:Mark A. Nordenberg
 Athletics Director:Steve Pederson
 Nickname:Panthers
 Colors:Blue & Gold
 Conference:Big East
 Arena (Capacity):Petersen Sports Complex (12,508)

Basketball Facts

Head Coach:.....Agnus Berenato
 Record at Pittsburgh:144-106 (8 years)
 Career Record:427-370 (27 years)
 Assistant Coaches:Patty Coyle,
 Khadija Head, Mallorie Winn
 2010-11 Record (Final Ranking):14-17 (NR)
 Conference Record/Finish:5-11 (12th)
 2011 Postseason:N/A
 Letterwinners Returning/Lost:6/4
 Starters Returning/Lost:1/4

Sports Information

Women's Basketball SID:Stacey Brann
 Office Phone/Fax:412-383-8650 / 412-648-8248
 Press Row Phone:412-648-2318
 Email:sbrann@athletics.pitt.edu
 Web Site:www.pittsburghpanthers.com

Purdue

University Facts

Location:West Layfayette, Ind.
 Founded:1869
 Enrollment:39,726
 President:France A. Cordova
 Athletics Director:Morgan J. Burke
 Nickname:Boilermakers
 Colors:Old Gold & Black
 Conference:Big Ten
 Arena (Capacity):Mackey Arena (14,240)

Basketball Facts

Head Coach:.....Sharon Versyp
 Record at USC:90-49 (5 years)
 Career Record:207-114 (11 years)
 Assistant Coaches:Martin Clapp, Nadine Morgan,
 Christy Smith
 2010-11 Record (Final Ranking):21-12 (NR)
 Conference Record/Finish:9-7 (7th)
 2011 Postseason:NCAA Second Round
 Letterwinners Returning/Lost:11/1
 Starters Returning/Lost:5/0

Sports Information

Women's Basketball SID:Sara White
 Office Phone/Fax:765-494-6235 / 765-494-5447
 Press Row Phone:765-494-6364/6365
 Email:sarawhite@purdue.edu
 Web Site:www.purduesports.com

Southern California

University Facts

Location:Los Angeles, Calif.
 Founded:1880
 Enrollment:33,000
 President:C.L. Max Nikias
 Athletics Director:Pat Haden
 Nickname:Trojans, Women of Troy
 Colors:Cardinal & Gold
 Conference:Pacific-12
 Arena (Capacity):Galen Center (10,258)

Basketball Facts

Head Coach:.....Michael Cooper
 Record at USC:43-25 (2 years)
 Career Record:43-25 (2 years)
 Assistant Coaches:Laura Beeman, Mary Wooley,
 Michael Cooper II
 2010-11 Record (Final Ranking):24-13 (NR)
 Conference Record/Finish:10-8 (4th)
 2011 Postseason:N/A
 Letterwinners Returning/Lost:8/4
 Starters Returning/Lost:4/1

Sports Information

Women's Basketball SID:Darcy Couch
 Office Phone/Fax:213-740-3808 / 213-740-7584
 Press Row Phone:213-740-3900
 Email:dcouch@usc.edu
 Web Site:www.usctrojans.com

Temple

University Facts

Location:Philadelphia, Pa.
 Founded:1884
 Enrollment:37,000
 President:Dr. Ann Weaver Hart
 Athletics Director:Bill Bradshaw
 Nickname:Owls
 Colors:Cherry & White
 Conference:Atlantic 10
 Arena (Capacity):Liacouras Center (10,206)
 McGonigle Hall (3,900)

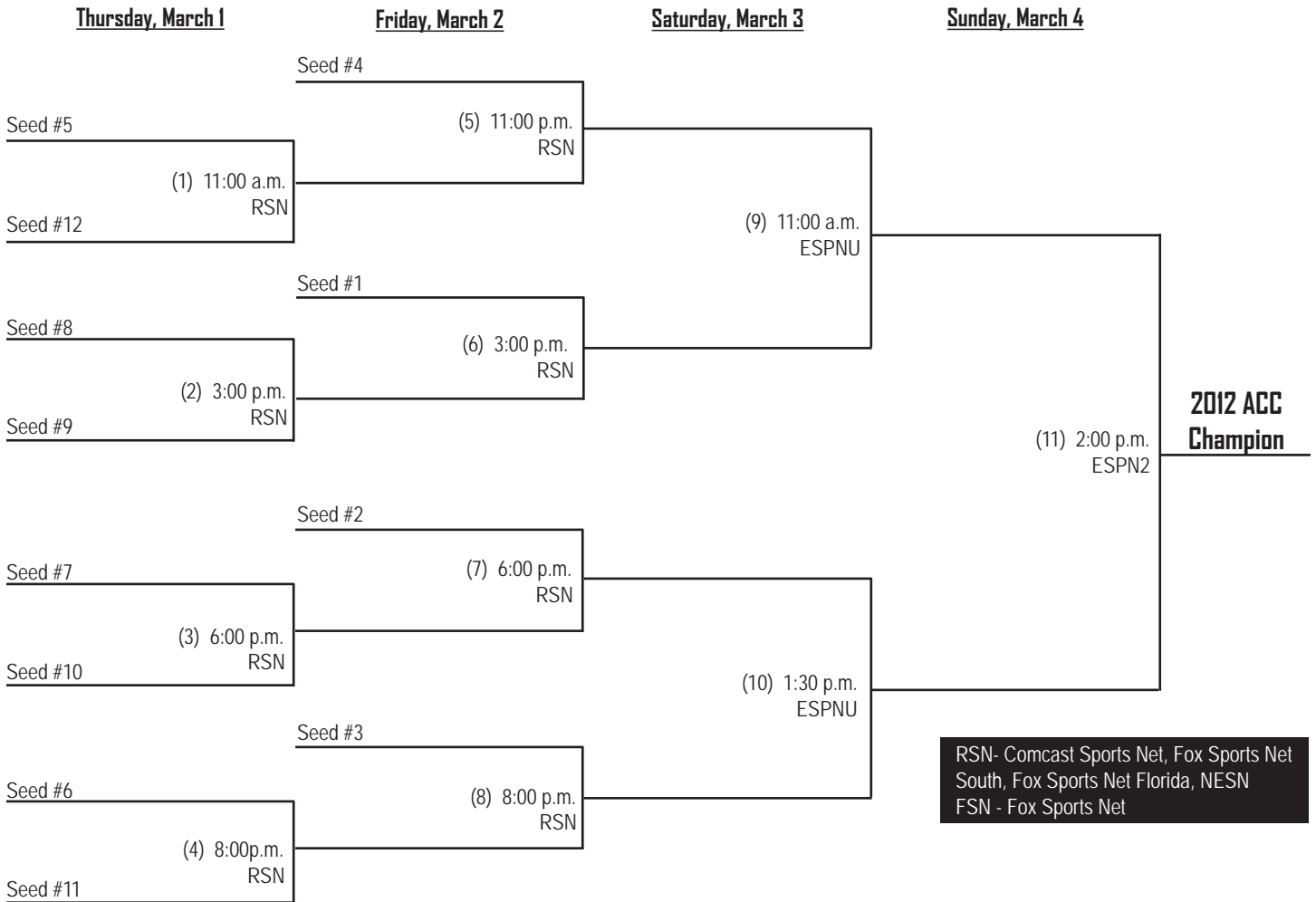
Basketball Facts

Head Coach:.....Tonya Cardoza
 Record at Temple:70-28 (3 years)
 Career Record:70-28 (3 years)
 Assistant Coaches:Waynetta Veney, Dan Durkin,
 Willnett Crockett
 2010-11 Record (Final Ranking):24-9 (NR)
 Conference Record (Finish):13-1 (2nd)
 2011 Postseason:NCAA Second Round
 Letterwinners Returning/Lost:8/3
 Starters Returning/Lost:3/2

Sports Information

Women's Basketball SID:Karen Auerbach
 Office Phone/Fax:215-204-3850 / 215-204-7499
 Press Row Phone:215-204-7445
 Email:kauerbach@temple.edu
 Web Site:www.owlssports.com

Thursday, March 1 - Sunday, March 4, 2012
Greensboro, N.C. ■ Greensboro Coliseum (11,126)



ACC Tournament Building History

In the past 34 years of the ACC Women's Basketball Tournament, there have been eight different sites. The inaugural tournament was held in 1978 at University Hall on the campus of the University of Virginia in Charlottesville. The Tournament then moved to Reynolds Coliseum in Raleigh, N.C., in 1979, hosted by North Carolina State University. The University of Maryland's Cole Field House in College Park was the site of the 1980 Tournament, while Clemson University's Littlejohn Coliseum, was home to the 1981 event. It returned to Reynolds Coliseum in 1982.

The Conference Tournament remained in North Carolina from 1983 to 1991, hosted by Fayetteville's Cumberland County Memorial Arena. The Tournament then moved to Winthrop Coliseum in Rock Hill, S.C., for a four-year span (1992-96), until the 1997 Tournament moved to Independence Arena in Charlotte, N.C., which hosted the event for three years. Over the last 12 years, the ACC Women's Basketball Tournament was held in the Greensboro Coliseum, which will also serve as its home through the 2015 Tournament.

2012 Final Four: Pepsi Center ■ Denver, Colo. **April 1 & 3, 2012**

2012 NCAA Tournament

First & Second Rounds - March 17 & 19

Hilton Coliseum
Ames, Iowa (Iowa State)

Arena at Harbor Yard
Bridgeport, Conn. (Fairfield)

Allstate Arena
Chicago, Ill. (DePaul)

Comcast Center
College Park, Md. (Maryland)

Reed Arena
College Station, Texas (Texas A&M)

Ted Constant Center
Norfolk, Va. (Old Dominion)

McCarthy Athletic Center
Spokane, Wash. (Gonzaga)

Mackey Arena
West Lafayette, Ind. (Purdue)

First & Second Rounds - March 18 & 20

Pete Maravich Assembly Center
Baton Rouge, La. (Louisiana State)

Stroh Center
Bowling Green, Ohio (Bowling Green)

Carmichael Arena
Chapel Hill, N.C. (North Carolina)

Jack Stephens Center
Little Rock, Ark. (Arkansas-Little Rock)

Memorial Gymnasium
Nashville, Tenn. (Vanderbilt)

Lloyd Noble Center
Norman, Okla (Oklahoma)

Joyce Center
Notre Dame, Ind. (Notre Dame)

Tucker Center
Tallahassee, Fla. (Florida State)

Regionals -

March 24 & 26
Des Moines Regional
Wells Fargo Arena
Des Moines, Iowa (Northern Iowa)

Fresno Regional
SaveMart Center
Fresno, Calif. (California State University/Fresno)

March 25 & 27

Kingston Regional
The Ryan Center
Kingston, Rhode Island (Rhode Island)

Raleigh Regional
RBC Center
Raleigh, N.C. (N.C. State)

Final Four -

Pepsi Center
Denver, Colo.
April 1 - 6:30 PM (ESPNHD)
9:00 PM (ESPNHD)

Championship Game -

Pepsi Center
Denver, Colo.
April 3 - 8:30 pm (ESPNHD)

Time is Eastern

Future NCAA Women's Final Fours

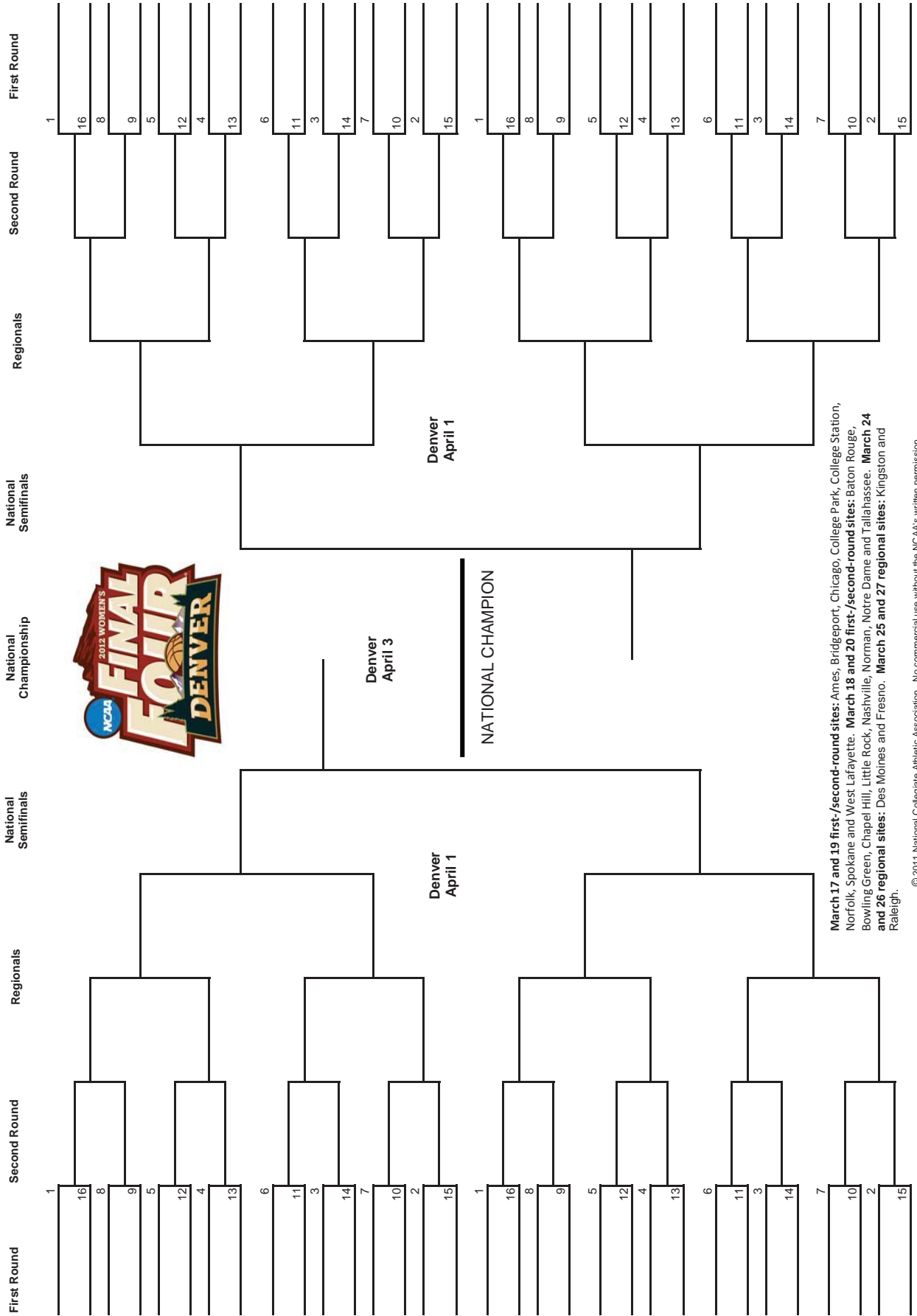
April 7 & 9, 2013
New Orleans Arena - New Orleans, La.

April 6 & 8, 2014
Sommet Center - Nashville, Tenn.

April 5 & 7, 2015
St. Pete Times Forum - Tampa, Fla.



2012 NCAA® Division I Women's BASKETBALL CHAMPIONSHIP



March 17 and 19 first-/second-round sites: Ames, Bridgeport, Chicago, College Park, College Station, Norfolk, Spokane and West Lafayette. March 18 and 20 first-/second-round sites: Baton Rouge, Bowling Green, Chapel Hill, Little Rock, Nashville, Norman, Notre Dame and Tallahassee. March 24 and 26 regional sites: Des Moines and Fresno. March 25 and 27 regional sites: Kingston and Raleigh.

© 2011 National Collegiate Athletic Association. No commercial use without the NCAA's written permission. The NCAA opposes all sports wagering. This bracket should not be used for sweepstakes, contests, office pools or other gambling activities.

Meet the Blue Devils

Kathleen Scheer	17-18
Shay Selby	19-20
Allison Vernerey.....	21-22
Chelsea Gray.....	23-24
Richa Jackson	25-26
Tricia Liston	27-28
Haley Peters	29-30
Chloé Wells	31-32
Jenna Frush.....	33
Amber Henson.....	33
Ka'lia Johnson	34
Elizabeth Williams	35



Kathleen Scheer
6-2 • Senior • F/G • #24
New Haven, Mo.
(New Haven)

A terrific shooter with great range ... a very hard worker ... moved back to the forward slot as a junior and flourished as she started 15 games.

Career:

Has appeared in 87 games in a Blue Devil uniform ... had surgery on her right shoulder immediately following her sophomore season ... had surgery on her left knee in July of 2011.

As a Junior (2010-11):

Selected to the All-ACC Academic Team ... saw action in all 36 games and started 15 of those contests ... scored double-digits in three games including 13 points in the season-opening win over Brigham Young ... played a career high of 458 minutes and averaged 12.7 minutes per game ... averaged 3.3 points per game ... scored a career high of 117 points ... grabbed 98 total rebounds and averaged 2.7 boards per game ... notched 23 steals ... started the first 13 games of the season ... had 10 points against both Western Kentucky and Pittsburgh ... hit two or more three-pointers in three games.

As a Sophomore (2009-10):

Came off the bench in 29-of-36 contests, averaging 6.6 minutes per game ... tallied 12 points, three rebounds and a career-high three assists in a win over N.C. Central ... averaged 2.3 points, 1.1 rebounds, 0.3 assists and 0.3 steals on the season ... grabbed a career-high two steals at Maine ... recorded eight points, including two treys, and four rebounds against Hampton in the NCAA Tournament. ... averaged 4.3 minutes and 1.6 points in 11 appearances in ACC play ... hit a key three-pointer in the ACC Championship game against N.C. State.

As a Freshman (2008-09):

Saw action in 22 of the 33 contests, averaging 6.1 minutes per game ... scored a season-high 14 points and grabbed a season-high seven rebounds against Siena ... averaged 2.5 points, 1.4 rebounds, and 0.5 steals per game ... posted a field goal percentage of 36.4 and three-point field goal percentage of 40.0 .. hit 12-of-30 treys on the year.

High School/AAU:

Gatorade State Player of the Year as a senior ... a four-time All-Conference selection ... three-time Four Rivers Conference Player of the Year ... WBCA Honorable Mention All-America as a senior ... three-time All-State selection ... Missourian All-Area first team honoree each of her four years ... three-time Missourian All-Area Player of the Year ... played in the McDonald's Riverway H.S. Basketball All-Star game and had 14 points ... listed as one of the top players in the nation by USA Today ... over her career, scored 2,432 points (22.7), had 1,407 rebounds (13.1), 643 blocks (6.0), 395 assists (3.7) and 192 steals (1.8), which are all school records ... compiled 84 double-doubles and 14 triple-doubles during her career ... as a senior, averaged 28.2 points, 12.9 rebounds, 5.2 blocks, 3.2 assists and 2.0 steals ... collected 23 double-doubles and one triple-double ... in the 2008 class rankings, was 21st (HoopGurlz), 22nd (Blue Star) and 31st (All-Star Girls Report) ... notched 25 games with 20 or more points, 10 with 30 or more points and two games with 40 plus points ... totaled a season-high 41 points and 26 rebounds in a victory ... guided her New Haven squad to a 19-8 overall record ... as a junior, averaged 23.1 points, 16.0 rebounds, 8.5 blocks, 3.6 assists and 1.6 steals ... led her New Haven squad to a 23-3 mark as a junior ... compiled nine triple-doubles and 25 double-doubles in 2006-07 ... her 221 blocks as a junior were a state record and her 18 blocks in

a single game were the second-most in state history ... posted four games with 30 or more points and 18 contests with 20 or more points ... a three-time first team Four Rivers All-Conference and Missourian All-Area pick ... selected Four Rivers and Missourian Player of the Year as a sophomore and junior ... Missouri Writers Association first team All-State selection as a junior and second team honoree as a sophomore ... totaled season-high 38 points as a junior ... as a sophomore, averaged 20.6 points, 12.3 rebounds, 6.0 blocks, 4.2 assists and 1.8 steals ... led New Haven to a 22-5 record ... broke the 1,000-point mark as a sophomore ... registered four triple-doubles and 20 double-doubles ... compiled two games with 30 or more points and 15 games with 20 or more points ... as a freshman, averaged 19.0 points, 11.5 rebounds, 4.4 blocks, 3.7 assists and 1.7 steals ... New Haven posted a 22-5 mark ... pulled down a total of 16 double-doubles ... member of National Honor Society and was a four-year honor roll student.

Personal:

Full name is Kathleen Marie Scheer ... born September 11, 1989 in Washington, Mo. ... daughter of John and Sharon Scheer ... has four brothers, Jacob (25), Paul (22), Daniel (14) and Samuel (6) ... majoring in sociology.

Career Highs

Points..... 14
 vs. Siena (12-20-08)

Rebounds 8
 vs. Brigham Young (11-13-10)

Offensive Rebounds..... 5
 vs. Maine (11-16-08)

Assists..... 4
 at Wake Forest (2-11-11)
 vs. Boston College (2-13-11)

Steals 3
 four times - most recent
 at N.C. State (1-26-11)

Field Goals Made 5
 vs. Siena (12-20-08)
 vs. Brigham Young (11-13-10)

Field Goals Attempted..... 9
 vs. Maine (11-16-08)

Field Goal Percentage.....800 (4-5)
 vs. Albany (12-9-10)

Free Throw Percentage.....1.000 (4-4)
 most recent
 at Oklahoma State (12-12-10)

Three-Point Field Goals Made 4
 vs. Siena (12-20-08)

Three-Point Field Goals Attempted..... 6
 vs. Georgia Southern (11-19-09)
 vs. Siena (12-20-08)

2010-11 - Junior Year

	Min	FG-A	3G-A	FT-A	OR/TOT	P	F	A	T	B	S	P	T	S
Brigham Young	24	5-8	2-3	1-2	2-8	3	0	1	2	0	13			
Southern Cal	21	2-5	1-1	0-1	1-3	2	0	0	2	2	5			
at Auburn	13	0-5	0-1	0-0	3-4	2	0	0	1	1	0			
West. Ky.	23	4-6	2-3	0-1	1-6	3	3	2	1	1	10			
at Pittsburgh	15	4-9	2-3	0-0	4-6	3	0	1	1	0	10			
at Charlotte	15	1-5	0-3	1-2	1-6	2	0	1	1	0	3			
at JMU	14	3-6	0-2	1-2	1-4	3	2	0	1	0	7			
at Wisconsin	16	0-4	0-2	0-0	3-6	2	0	1	1	1	0			
Texas A&M	14	1-5	1-1	1-2	0-0	2	1	0	1	0	4			
Albany	16	4-5	1-2	0-0	4-5	1	1	3	1	0	9			
at Okla. State	13	1-4	1-3	4-4	1-2	3	0	2	0	1	7			
Xavier	16	2-8	1-5	0-0	0-1	2	1	1	0	2	5			
Temple	13	2-4	0-1	2-4	1-1	2	1	0	1	1	6			
Kentucky	10	0-1	0-0	0-0	1-5	2	0	2	1	1	0			
Maryland	12	2-4	0-1	0-0	1-1	3	1	0	1	0	4			
at Florida State	6	0-1	0-0	0-0	0-0	1	1	0	1	0	0			
at Virginia Tech	11	0-1	0-1	0-0	2-5	0	1	1	1	1	0			
Georgia Tech	9	1-3	1-2	0-0	0-0	1	0	0	0	2	3			
at N.C. State	17	2-5	0-0	0-0	2-5	1	2	2	2	3	4			
Clemson	21	2-3	1-1	1-2	1-4	0	0	3	1	2	6			
at UConn	18	1-4	0-1	0-0	0-0	2	0	1	1	0	2			
Miami	6	1-1	0-0	0-0	0-0	2	0	1	0	1	2			
at UNC	12	0-1	0-0	0-0	0-2	0	1	1	0	1	0			
at Wake Forest	20	3-6	1-2	0-0	3-6	4	4	1	0	1	7			
Boston College	18	0-2	0-1	0-0	2-3	1	4	0	2	1	0			
at Maryland	6	0-1	0-0	0-0	0-0	5	0	0	0	0	0			
Virginia Tech	11	0-0	0-0	2-2	0-0	1	3	0	2	0	2			
at Virginia	5	0-0	0-0	0-0	0-2	2	0	1	1	0	0			
North Carolina	8	0-1	0-1	0-0	0-0	4	0	0	0	0	0			
vs. WFU	13	1-3	0-1	0-0	0-2	1	2	0	0	0	2			
vs. Ga. Tech	7	0-1	0-0	0-0	0-0	0	0	1	0	0	0			
vs. UNC	1	0-0	0-0	0-0	0-0	1	0	0	0	0	0			
UT Martin	14	1-4	0-3	2-2	1-4	2	2	0	0	0	4			
Marist	9	1-2	0-1	0-0	2-4	1	0	1	0	0	2			
vs. DePaul	1	0-1	0-0	0-0	0-0	1	0	0	0	0	0			
vs. UConn	10	0-5	0-2	0-0	0-3	1	0	0	0	1	0			

2009-10 - Sophomore Year

	Min	FG-A	3G-A	FT-A	OR/TOT	P	F	A	T	B	S	P	T	S
at HBU	15	1-5	0-3	1-1	0-1	0	2	2	1	2	3			
at Texas A&M	4	0-5	0-3	0-0	1-1	0	1	0	0	0	0			
Ga. Southern	12	1-6	1-6	0-0	1-2	0	1	0	0	0	3			
Charlotte	10	1-3	0-2	0-1	0-1	0	0	0	0	0	2			
vs. West. Ky.	16	0-1	0-0	0-0	0-0	1	0	1	0	1	0			
vs. Marquette	5	1-2	0-1	0-2	0-1	0	0	0	0	1	2			
Southern Cal	2	0-0	0-0	0-0	0-0	0	1	0	0	0	0			
at Stanford	1	0-0	0-0	0-0	0-0	1	0	0	0	0	0			
James Madison	10	1-4	1-4	0-0	1-2	0	0	1	1	0	3			
at Maine	15	1-3	0-2	1-1	3-5	1	0	2	0	2	3			
N.C. Central	20	4-8	2-5	2-4	1-3	1	3	2	0	1	12			
Providence	12	2-7	1-4	0-0	0-1	2	0	1	1	0	5			
at Clemson	6	1-3	0-1	0-0	0-0	0	0	2	0	0	2			
Wake Forest	2	0-1	0-1	0-0	0-0	1	0	1	0	0	0			
at Miami														
UConn	1	0-0	0-0	0-0	0-0	0	0	0	0	0	0			
Virginia Tech	9	2-5	1-4	0-0	1-1	0	0	0	0	1	5			
at Maryland	3	0-1	0-1	0-0	0-0	0	0	0	0	0	0			
Florida State	3	0-1	0-1	0-0	0-0	1	0	0	0	0	0			
at Boston Col.	10	2-3	2-2	0-0	0-1	0	0	0	0	0	6			
UNC	2	0-1	0-1	1-2	0-0	0	1	0	0	1	1			
N.C. State	4	1-2	0-1	2-2	2-3	0	0	2	1	1	4			
at Virginia Tech	2	0-0	0-0	0-0	0-1	0	0	0	0	0	0			
at Georgia Tech														
Maryland	4	0-1	0-0	0-0	1-1	1	0	0	0	0	0			
Virginia	2	0-1	0-1	0-0	1-1	0	0	0	0	0	0			
at UNC														
vs. Maryland														
vs. Georgia Tech	1	0-0	0-0	0-0	0-0	1	0	0	0	0	0			
vs. NC State	5	1-2	1-2	0-0	0-1	0	0	0	0	0	3			
Hampton	16	2-4	2-3	2-2	2-4	0	0	0	0	0	8			
LSU														
vs. SDS	1	0-0	0-0	0-0	0-0	0	0	0	0	0	0			
vs. Baylor														

2008-09 - Freshman Year

	Min	FG-A	3G-A	FT-A	OR/TOT	P	F	A	T	B	S	P	T	S
Oklahoma State														
Maine	15	4-9	1-2	0-2	5-7	2	2	0	1	2	9			
vs. Hartford	2	0-0	0-0	0-0	0-0	1	0	0	0	0	0			
vs. Southern	10	1-3	0-0	0-0	0-2	1	0	3	0	1	2			
at Western Ky.	8	0-3	0-2	0-0	0-2	1	0	1	1	1	0			
Iowa	9	2-4	0-0	0-0	1-2	1	0	2	1	0	4			
Michigan	1	0-0	0-0	0-0	0-1	0	0	1	0	0	0			
Stanford	3	0-0	0-0	0-0	0-1	1	0	0	0	0	0			
at USC	4	0-1	0-1	0-0	0-0	1	0	1	0	0	0			
vs. Siena	19	5-8	4-6	0-0	2-7	1	0	3	1	2	14			
Quinnipiac														
at Providence														
Temple	10	1-5	1-4	0-0	1-2	1	0	0	0	1	3			
Miami	1	0-0	0-0	0-0	0-0	0	0	0	0	0	0			
Maryland														
at Virginia Tech	8	2-4	2-3	0-0	0-1	1	0	0	0	1	6			
at N.C. State														
Georgia Tech														
at Florida St.														
Boston College	4	0-1	0-1	0-0	0-0	0	0	0	0	0	0			
at Virginia	1	0-0	0-0	0-0	0-0	0	0	0	0	0	0			
at UNC														
Clemson	6	1-2	1-2	0-0	0-0	1	0	0	0	0	3			
at Tennessee														
Virginia Tech	8	0-2	0-0	0-0	0-1	0	0	0	0	1	0			
at Maryland	2	0-0	0-0	0-0	0-1	1	0	0	0	0	0			
at Wake Forest	4	1-4	1-3	2-2	2-4	1	2	0	0	2	2			
North Carolina														
vs. Virginia	3	0-1	0-1	2-2	0-0	1	0	2	0	0	2			
vs. FSU	3	0-0	0-0	0-2	0-0	0	0	0	0	0	0			
vs. Maryland														
vs. Austin Peay	12	3-7	2-4	0-0	0-1	2	1	3	1	0	8			
at Michigan St.	1	0-2	0-1	0-0	1-1	0	0	0	0	0	0			

Career Statistics

YEAR	G-GS	MIN-AVG	FG-FGA	PCT	3P-3PA	PCT	FT-FTA	PCT	REB	AVG	PF-FO	AST	TO	BS	ST	PTS	AVG
2008-09	22-0	134-6.1	20-55	.364	12-30	.400	2-6	.333	31	1.4	17-0	5	14	6	10	54	2.5
2009-10	29-0	190-6.6	22-74	.297	11-51	.216	11-17	.647	33	1.1	10-0	9	15	4	9	66	2.3
2010-11	36-15	458-12.7	44-127	.346	14-48	.292	15-24	.625	98	2.7	66-1	30	27	26	23	117	3.3
Career	87-15	782-9.0	86-257	.335	37-129	.287	28-47	.596	162	1.9	93-1	44	56	36	42	237	2.7

Career ACC Regular Season Statistics

YEAR	G-GS	MIN-AVG	FG-FGA	PCT	3P-3PA	PCT	FT-FTA	PCT	REB	AVG	PF-FO	AST	TO	BS	ST	PTS	AVG
2008-09	8-0	34-4.3	4-13	.308	4-9	.444	2-2	1.000	5	0.6	5-0	2	0	0	2	14	1.8
2009-10	11-0	47-4.3	6-19	.316	3-13	.231	3-4	.750	8	0.7	3-0	1	5	1	3	18	1.6
2010-11	14-1	162-11.6	11-32	.344	3-10	.300	3-4	.750	28	2.0	25-1	17	10	11	12	28	2.0
Career	33-1	243-7.4	21-64	.328	10-32	.313	8-10	.800	41	1.2	33-1	20	15	12	17	60	1.8

Career ACC Tournament Statistics

|--|



Shay Selby

5-9 • Senior • G • #3
 Cleveland, Ohio
 (Regina)

A combo guard who is very versatile ... can shoot the three, pass and lead from the point position ... a very smart basketball player ... specializes in taking charges as she led Duke with 10 as a sophomore and nine as a junior.

Career:

Has seen action in 95 games in her three years ... netted 10 treys as a freshman, 16 as a sophomore and 23 as a junior ... owns a three-point field goal percentage of .380 ... has taken 20 charges in three years ... had surgery on her right ankle immediately following her junior campaign.

As a Junior (2010-11):

Named to the All-ACC Academic Team ... played in 34 games, while earning 10 starting spots ... tallied a career high of 443 minutes played and averaged 13.0 minutes per game ... scored double-digits twice, including a career-high 15 points in the win over Pittsburgh ... knocked down 23-of-57 three-pointers for a 40.4 percentage ... went 4-for-4 from the three-point range in the win over Temple ... averaged 1.5 rebounds and 1.4 assists per game ... hit two or more three-pointers in five games ... drained 2-of-3 treys in the regional final against Connecticut ... finished with 12 points versus Temple ... had a streak where she hit at least one three-pointer in five straight games ... tied for a team best with nine charges taken.

As a Sophomore (2009-10):

Played in 35-of-36 contests, averaging 10.9 minutes ... scored a then career-high 14 points against Temple ... registered double-figure scoring three times on the season ... averaged 3.0 points, 1.5 rebounds, 1.0 assists and 0.9 steals per contest with a 39.8 field goal percentage ... saw action in all 14 ACC contests, averaging 3.0 points and 1.6 rebounds ... recorded a career-high five assists and four steals against N.C. Central ... hit 16-of-48 from three-point range for a 33.3 percentage ... took a team-high 10 charges on the season.

As a Freshman (2008-09):

Saw action in 26 contests, averaging 9.0 minutes per game ... went 6-for-8, including 2-of-3 behind the three-point line, leading to a season-high 14 points against Temple ... snatched a season-high five rebounds in the overtime victory over Southern California ... averaged 2.7 points, 0.8 rebounds and 0.5 assists per game on the season ... hit 10-of-24 from downtown for a 41.7 percentage ... had surgery on her left knee following the season.

Summer of 2007 (USA Basketball Youth Development Festival):

Averaged 10.6 points, 3.0 rebounds, 4.0 assists and 2.0 steals to guide the USA Blue Team to a 2-3 record and a silver medal ... started four of the five contests.

High School/AAU:

A four-year letterwinner under Head Coach Pat Diulus at Regina High School ... Gatorade State Player of the Year ... 2008 Parade Magazine All-America third team ... selected second team EA Sports and third team Slam Magazine All-America ... played in the WBCA H.S. All-America game, while scoring seven points and grabbing one rebound for the White Team ... in the 2008 class rankings, was 13th (HoopGurlz), 26th (Blue Star), 33rd (All-Star Girls Report) and the No. 1 point guard in class by HoopGurlz ... invited to try out for the U18 National Team ... as a senior, averaged 24.3 points, 8.1 rebounds, 7.2 assists and 4.4 steals ... Ohio Division III Player of the Year and The Plain Dealer's Cuyahoga County Player of the Year ... led Regina H.S. to a 24-3 overall record ... finished her career with

2,292 points (22.3 per game), 726 rebounds (7.1), 675 assists (6.6), 330 steals (3.2) and 82 blocked shots ... a three-time first team All-District, first team Plain Dealer's All-Star Girls Basketball Team and first team Cuyahoga County selection ... her Regina H.S. squad was Division III District Champions in 2005, 2006 and 2007 ... averaged 23.6 points, 7.5 assists, 7.2 rebounds and 4.5 steals as a junior ... one of three players named Co-Player of the Year in Ohio ... registered averages of 22.3 points, 6.4 assists, 6.1 rebounds and 4.2 steals as a sophomore ... came in as a freshman and averaged 15.3 points, 5.2 assists, 5.3 rebounds and 3.7 steals ... led her squad to the Division III State Championship as a freshman ... owned a 3.9 grade point average and as a sophomore was named the physical education student of the year.

Personal:

Full name is Shayann Raquel Selby ... born May 7, 1990 in Elizabeth City, N.C. ... daughter of Tim and Debbie Mayle ... has one brother, Zachary (5), and two sisters, Lindsey (12) and Alexis (8) ... majoring in sociology.

Career Highs

Points 15
 at Pittsburgh (11-24-10)

Rebounds 6
 four times - most recent
 at N.C. State (1-23-11)

Assists 5
 vs. N.C. Central (12-28-09)

Blocks 1
 six times - most recent
 at Virginia (2-24-11)

Steals 4
 at Pittsburgh (11-24-10)
 vs. N.C. Central (12-28-09)

Field Goals Made 6
 at Pittsburgh (11-24-10)
 vs. Temple (1-5-09)

Field Goals Attempted 9
 at Pittsburgh (11-24-10)

Field Goal Percentage 1.000 (2-2)
 vs. Georgia Tech (3-6-10)

Free Throws Made 4
 three times - most recent
 vs. Georgia Tech (1-21-11)

Free Throws Attempted 6
 vs. Clemson (2-13-09)

Three-Point Field Goals Made 4
 vs. Temple (12-30-10)

Three-Point Field Goals Attempted 5
 vs. N.C. Central (12-28-09)

2010-11 - Junior Year

	Min	FG-A	3G-A	FT-A	OR/TOT	PFA	T	B	S	PTS
at Auburn	12	1-1	0-0	0-0	0-2	2	2	0	0	2
Western Ky.	19	1-3	1-1	0-0	1-4	2	4	3	0	1
at Pittsburgh	23	6-9	3-3	0-0	0-3	1	2	1	0	4
at Charlotte	14	1-6	0-2	0-0	1-1	2	2	0	0	2
at JMU	21	2-4	1-2	0-1	1-3	1	3	1	0	5
at Wisconsin	13	0-4	0-1	0-0	0-0	1	0	0	0	1
Texas A&M	13	2-4	1-2	2-2	0-1	2	0	0	0	2
Albany	14	2-5	0-2	1-2	0-2	3	0	0	0	2
at Okla. State	6	0-3	0-1	0-0	2-2	0	0	0	0	0
Xavier	11	0-1	0-1	0-0	1-1	1	1	0	0	2
Temple	14	4-7	4-4	0-0	0-0	0	2	1	0	1
Kentucky	10	0-2	0-0	0-0	0-1	0	0	0	0	0
Maryland	10	0-3	0-0	0-0	1-1	1	1	1	0	0
at Florida State	10	1-2	0-1	0-0	0-1	1	0	0	0	2
at Virginia Tech	6	0-3	0-2	0-0	0-1	0	1	1	0	0
Georgia Tech	9	1-3	0-0	4-4	4-5	0	1	0	0	2
at N.C. State	18	4-7	1-3	0-0	1-6	2	2	1	0	3
Clemson	17	3-5	3-4	0-0	0-1	1	3	3	0	1
at UConn	16	1-5	0-1	0-0	0-0	2	0	1	0	0
Miami	7	2-3	0-1	0-0	0-1	0	1	1	0	4
at UNC	3	0-0	0-0	0-0	0-0	0	0	0	0	0
at Wake Forest	9	0-0	0-0	0-0	0-2	1	3	2	0	0
Boston College	16	2-4	0-0	0-0	0-1	0	2	0	0	1
at Maryland	13	1-4	1-3	0-0	0-1	1	1	2	0	3
Virginia Tech	17	0-3	0-1	0-0	0-0	2	1	0	0	2
at Virginia	8	0-3	0-3	0-0	0-2	1	1	1	1	0
North Carolina	21	3-7	1-4	0-0	1-2	1	3	0	0	2
vs. WFU	18	3-4	2-3	0-0	0-2	0	3	1	0	8
vs. Ga. Tech	15	2-3	1-1	0-0	1-2	1	3	1	0	1
vs. UNC	13	1-2	1-1	0-0	0-0	1	1	3	0	1
UT Martin	11	2-5	1-3	0-0	1-1	0	4	0	0	5
Marist	19	2-5	0-2	0-1	2-2	1	1	2	0	2
vs. DePaul	5	0-1	0-0	0-0	0-0	0	1	1	0	1
vs. UConn	12	2-4	2-3	0-0	0-0	1	0	0	0	6

2009-10 - Sophomore Year

	Min	FG-A	3G-A	FT-A	OR/TOT	PFA	T	B	S	PTS
at HBU	10	2-3	1-2	2-2	1-2	1	2	0	0	1
at Texas A&M		DNP - CD								
Ga. Southern	2	0-2	0-1	0-0	1-2	0	1	0	0	1
Charlotte	2	0-0	0-0	0-0	0-0	0	0	0	0	0
vs. West. Ky.	5	0-0	0-0	4-4	0-2	0	0	0	0	4
vs. Marquette	15	4-6	1-3	0-0	0-3	0	2	2	1	0
Ohio State	20	2-5	1-2	0-0	0-3	1	1	0	0	3
Southern Cal	7	0-1	0-0	0-0	0-0	1	1	0	0	2
at Stanford	17	1-5	1-4	0-0	0-2	2	2	2	0	0
James Madison	12	2-3	0-1	0-2	0-0	1	0	0	0	2
at Maine	20	2-5	1-2	2-2	0-2	2	4	1	0	7
N.C. Central	20	4-8	2-5	0-0	2-3	0	5	0	0	4
at Temple	6	0-1	0-1	0-0	0-0	2	2	1	0	1
Providence	10	0-1	0-0	0-0	0-1	0	3	3	0	0
at Clemson	14	1-2	0-1	0-0	1-2	3	2	2	0	1
Wake Forest	6	1-2	0-0	0-1	2-5	0	0	1	0	2
at Miami	14	3-4	2-3	0-0	0-1	0	1	1	0	8
UConn	14	1-2	0-0	0-0	1-3	0	0	1	1	2
Virginia Tech	13	0-0	0-0	0-0	2-5	2	2	1	0	0
at Maryland	7	0-2	0-1	0-0	0-0	1	0	0	0	1
Florida State	12	1-3	0-2	0-0	0-3	1	0	0	1	2
at Boston Col.	4	0-1	0-0	0-0	0-1	0	1	0	0	1
UNC	10	3-6	2-4	2-3	0-1	3	1	2	0	10
N.C. State	16	4-7	2-4	0-0	0-0	0	1	2	0	3
at Virginia Tech	6	1-3	0-2	1-1	0-0	0	0	1	0	0
at Georgia Tech	9	0-2	0-1	0-0	0-2	2	0	0	0	3
Maryland	10	0-1	0-0	0-0	0-0	0	0	1	0	1
Virginia	11	0-0	0-0	0-0	0-0	1	2	2	0	0
at UNC	18	2-5	1-3	0-0	1-3	4	1	2	0	15
vs. Maryland	7	0-1	0-0	0-0	0-2	1	1	0	0	10
vs. Ga. Tech	12	2-2	2-2	2-3	0-1	1	1	1	0	2
vs. NC State	15	1-4	0-1	2-2	0-0	2	0	0	0	2
Hampton	13	0-3	0-1	0-0	0-2	1	0	1	0	0
LSU	6	0-0	0-0	0-0	0-1	0	0	1	0	1
vs. SDS	9	0-0	0-0	0-0	0-0	0	0	0	0	0
vs. Baylor	10	0-3	0-2	0-0	0-0	0	0	0	0	1

2008-09 - Freshman Year

	Min	FG-A	3G-A	FT-A	OR/TOT	PFA	T	B	S	PTS
Oklahoma St.	2	0-1	0-1	0-0	0-0	0	0	0	0	0
Maine	17	3-4	1-2	0-1	0-0	2	2	1	0	7
vs. Hartford	11	2-3	1-2	2-2	0-1	1	0	1	0	2
at Western Ky.	7	0-1	0-1	0-0	1-1	0	2	3	0	1
Iowa	20	3-5	1-1	2-3	0-0	1	1	0	0	2
Michigan	10	0-1	0-0	0-0	0-0	1	0	4	0	1
Stanford	4	0-10-0	0-0	0-1	0	1	1	0	0	0
at USC	17	4-5	2-2	1-2	0-5	1	1	4	0	11
vs. Siena	18	1-6	0-1	1-2	0-1	1	0	0	1	2
Quinnipiac		DNP - Sick								
at Providence	4	0-1	0-0	0-0	0-0	0	0	0	0	0
Temple	18	6-8	2-3	0-0	0-1	0	1	1	0	1
Miami	13	0-3	0-1	0-0	0-0	1	1	0	0	1
Maryland	2	0-0	0-0	0-0	0-0	0	0	0	0	0
at Virginia Tech	9	1-2	1-1	0-0	1-2	0	0	3	0	3
at N.C. State	2	0-1	0-1	0-0	0-1	1	0	0	0	0
Georgia Tech	11	0-1	0-1	0-0	0-0	1	1	1	0	0
at Florida St.		DNP - CD								
Boston College	2	0-0	0-0	0-1	0-1	0	1	0	0	1
at Virginia	1	0-0	0-0	0-0	0-0	1	0	0	0	0
at UNC	2	0-0	0-0	0-0	0-0	0	0	1	0	0
Clemson	12	0-4	0-1	4-6	1-2	1	0	2	0	2
at Tennessee		DNP - CD								
Virginia Tech		DNP - Injured								
at Wake Forest	6	1-2	1-2	0-0	0-1	0	0	1	0	0
North Carolina		DNP - CD								
vs. Virginia	1	0-0	0-0	0-0	0-0	0	0	0	0	0
vs. FSU	2	0-0	0-0	0-0	0-0	1	0	1	0	0
vs. Maryland		DNP - CD								
vs. Austin Peay	20	2-4	1-2	0-1	0-1	1	2	0	1	2
at Michigan St.		DNP - CD								

Career Statistics

YEAR	G-GS	MIN-AVG	FG-FGA	PCT	3P-3PA	PCT	FT-FTA	PCT	REB	AVG	PF-FO	AST	TO	BS	ST	PTS	AVG
2008-09	26-0	233-9.0	25-58	.431	10-24	.417	10-18	.556	20	0.8	21-0	13	28	2	15	70	2.7
2009-10	35-0	382-10.9	37-93	.398	16-48	.333	15-20	.750	52	1.5	32-0	36	28	3	32	105	3.0
2010-11	34-10	443-13.0	49-125	.392	23-57	.404	7-10	.700	51	1.5	32-0	49	32	1	30	128	3.8
Career	95-10	1058-11.1	111-276	.402	49-129	.380	32-48	.667	123	1.3	85-0	98	88	6	77	303	3.2

Career ACC Regular Season Statistics

YEAR	G-GS	MIN-AVG	FG-FGA	PCT	3P-3PA	PCT	FT-FTA	PCT	REB	AVG	PF-FO	AST	TO	BS	ST	PTS	AVG
2008-09	11-0	61-5.5	2-13	.154	2-7	.286	4-7	.571	7	0.6	6-0	3	8	0	4	10	0.9
2009-10	14-0	150-10.7	16-38	.421	7-21	.333	3-5	.600	23	1.6	17-0	11	15	1	10	42	3.0
2010-11	14-1	164-11.7	17-47	.362	6-24	.250	4-4	1.000	24	1.7	11-0	20	15	1	12	44	3.1
Career	39-1	375-9.6	35-98	.357	15-52	.288	11-16	.688	54	1.4	34-0	34	38	2	26	96	2.5

Career ACC Tournament Statistics

YEAR	G-GS	MIN-AVG	FG-FGA	PCT	3P-3PA	PCT	FT-FTA	PCT	REB	AVG	PF-FO	AST	TO	BS	ST	PTS	AVG
2008-09	2-0	3-1.5	0-0	.000	0-0	.000	0-0	.000	0	0.0	1-0	0	1	0	0	0	0.0
2009-10	3-0	34-11.3	3-7	.429	2-3	.667	4-5	.800	3	1.0	4-0	2	1	0	5	12	4.0
2010-11	3-3	46-15.3	6-9	.667	4-5	.800	0-0	.000	4	1.3	2-0	7	5	0	2	16	5.3
Career	8-3	83-10.4	9-16	.563	6-8	.750	4-5	.800	7	0.9	7-0	9	7	0	7	28	3.5

Career NCAA Tournament Statistics

YEAR	G-GS	MIN-AVG	FG-FGA	PCT	3P-3PA	PCT	FT-FTA	PCT	REB	AVG	PF-FO	AST	TO	BS	ST	PTS	AVG
2008-09	1-0	20-20.0	2-4	.500	1-2	.500	0-1	.000	1	1.0	1-0	2	0	1	2	5	5.0
2009-10	4-0	38-9.5	0-6	.000	0-3	.000	0-0	.000	3	0.8	1-0	0	2	0	2	0	0.0
2010-11	4-2	47-11.8	6-15	.400	3-8	.375	0-1	.000	3	0.8	2-0	6	3	0	3	15	3.8
Career	9-2	105-11.7	8-23	.348	4-11	.364	0-2	.000	7	0.8	4-0	8	5	1	7	20	2.2

Career Statistics Versus Ranked Opponents

YEAR	G-GS	MIN-AVG	FG-FGA	PCT	3P-3PA	PCT	FT-FTA	PCT	REB	AVG	PF-FO	AST	TO	BS	ST	PTS	AVG
2008-09	8-0	15-1.9	0-2	.000	0												



Allison Vernerey

6-5 • Junior • C • #43

Alsace, France
(Mulhouse)

Has a great deal of international playing experience ... is very talented around the basket ... a tough player who is left handed ... has a blue collar work ethic ... spent half the summer of 2011 on campus training and performing an internship with the Duke Cancer Institute in the Development Office.

Career:

Has seen action in 72 games in her two years ... has grabbed 321 rebounds for an average 4.5 rebounds per game ... two-time All-ACC Academic Team selection ... has taken 15 charges in two years ... had surgery on her left hand at the end of her sophomore season.

As a Sophomore (2010-11):

Selected to the All-ACC Academic Team ... Capital One Academic All-District III honoree ... played in all 36 games and earned 11 starts ... scored double-digits in nine games, including 15 each in wins over Virginia Tech and Boston College ... averaged 4.1 rebounds per game including double-digit rebounding in two contests ... blocked four shots, had 11 points and grabbed 10 rebounds in the win over Virginia ... averaged 5.9 points per game and shot with a 47.1 field goal percentage ... totaled 12 points and six rebounds at Oklahoma State, had 13 points at 13th-ranked North Carolina and 12 points at 16th-ranked Maryland ... took eight charges on the season.

As a Freshman (2009-10):

Saw action in all 36 contests, earning the starting nod in five games ... averaged 6.7 points, 4.9 rebounds, 0.4 assists and 0.8 blocks per contest ... recorded two double-doubles on the season, including 10 points and 12 rebounds against Southern California ... selected to the All-ACC Freshman Team ... earned ACC Rookie of the Week honors on two occasions ... notched a career-high 20 points and three blocks against N.C. State ... started four straight contests in the heart of the ACC slate ... averaged 6.9 points and 4.7 rebounds in conference play ... tallied an 8-of-8 field goal shooting performance against Virginia ... named to the All-ACC Academic Team.

2009 Summer Action:

Played for France in the U19 World Championship for Women in Bangkok, Thailand ... saw action in all nine games as her team notched a 4-5 record ... averaged 6.2 points, 6.8 rebounds and 1.2 blocks ... in the final game, posted 15 rebounds, nine points, two blocks and one steal in 26 minutes versus Lithuania.

High School/International Hoops:

Added to the French National Team roster in January of 2009 ... current member of the National I Club team in France ... captain of the French U16 and U18 National Teams ... led France to a fourth place finish at the U18 European Championship in Slovakia in 2008 ... in eight games, averaged 12.3 points, 9.1 rebounds and 1.5 steals ... notched three double-doubles, including a 16-point, 15-rebound performance versus Spain ... guided France to a first place finish at the U16 European Championship in Latvia ... averaged 15.9 points, 9.5 rebounds, 1.8 steals and 1.0 assists in eight games, while being named one of the top European players of her age ... notched five double-doubles and two contests with 20 or more points ... collected 22 points and 19 rebounds in 40 minutes of action in the championship versus Spain ... placed fifth in the 2006 U16 European Championship in Slovakia, where she played as a 15-year-old ... averaged 6.9 points, 5.1 rebounds and 1.5 steals in eight contests ... totaled a high of 10 points in both games versus Ukraine

... received "The Education Prize" in 2007 for good results in both sports and academics ... played while in high school in the club of Mulhouse.

Personal:

Full name is Allison Vernerey ... born Feb. 27, 1991 in Paris, France ... daughter of Jacques and Christel Vernerey ... has two sisters, Laura (24) and Chloe (11) ... her uncle, Laurent Vernerey, received his MBA from Duke in 1998 ... majoring in economics.

Career Highs

Points.....	20
vs. N.C. State (2-11-10)	
Rebounds.....	12
vs. Southern California (12-6-09)	
Assists.....	3
vs. Miami (2-3-11)	
vs. Virginia Tech (2-20-11)	
Blocks.....	4
at Virginia (2-24-11)	
Steals.....	5
vs. Xavier (12-21-10)	
Field Goals Made.....	9
vs. N.C. State (2-11-10)	
Field Goals Attempted.....	13
at Maryland (2-17-11)	
vs. N.C. State (2-11-10)	
Field Goal Percentage.....	1.000 (8-8)
vs. Virginia (2-26-10)	
Free Throws Made.....	7
vs. James Madison (12-18-09)	
at Texas A&M (11-15-09)	
Free Throws Attempted.....	13
vs. James Madison (12-18-09)	

2010-11 - Sophomore Year

	Min	FG-A	3G-A	FT-A	OR/TOT	P	F	A	T	B	S	P	S	P	T
Brigham Young	21	2-3	0-0	0-0	1-3	0	1	3	0	0	4				
Southern Cal	20	3-7	0-0	3-5	6-9	0	1	1	1	0	9				
at Auburn	20	1-1	0-0	2-2	2-3	2	0	1	2	1	4				
Western Ky.	4	0-0	0-0	1-2	0-0	0	0	0	0	1	1				
at Pittsburgh	15	4-8	0-0	1-3	1-1	2	0	0	0	2	9				
at Charlotte	15	0-4	0-0	1-2	1-2	2	0	0	1	0	1				
at JMU	10	1-1	0-0	0-0	0-1	2	0	1	0	0	2				
at Wisconsin	14	3-4	0-0	0-3	1-1	3	0	4	0	1	6				
Texas A&M	15	0-0	0-0	0-1	1-2	1	0	0	1	1	0				
Albany	21	4-6	0-0	0-2	1-2	0	1	2	1	1	8				
at Okla. State	21	4-4	0-0	4-8	3-6	0	2	2	0	2	12				
Xavier	24	1-9	0-0	3-4	4-5	1	0	0	0	5	5				
Temple	14	0-0	0-0	0-0	3-5	1	0	0	0	1	0				
Kentucky	28	1-10	0-0	2-6	6-10	3	1	1	0	2	4				
Maryland	9	0-1	0-0	0-0	3-4	1	0	4	0	0	0				
at Florida State	13	2-4	0-0	0-0	1-1	1	0	2	0	0	4				
at Virginia Tech	26	7-11	0-0	1-5	3-7	1	1	0	1	2	15				
Georgia Tech	16	1-5	0-0	0-2	1-6	1	1	3	1	0	2				
at N.C. State	11	2-4	0-0	0-0	1-2	2	0	1	0	0	4				
Clemson	11	1-1	0-0	1-2	0-2	2	1	0	1	2	3				
at UConn	18	2-3	0-0	1-3	3-4	3	0	1	0	1	5				
Miami	19	2-3	0-0	0-0	1-1	4	3	2	1	1	4				
at UNC	21	6-7	0-0	1-3	3-4	3	1	1	0	2	13				
at Wake Forest	18	5-10	0-0	2-4	3-6	2	2	4	0	1	12				
Boston College	28	7-10	0-0	1-2	1-3	1	2	3	2	1	15				
at Maryland	32	6-13	0-0	0-0	2-4	1	0	2	1	0	12				
Virginia Tech	13	1-7	0-0	1-2	3-7	1	3	3	0	1	3				
at Virginia	24	4-9	0-0	3-5	5-10	3	0	4	4	2	11				
North Carolina	29	4-8	0-0	3-4	4-6	4	1	2	2	1	11				
vs. WFU	19	1-4	0-0	2-6	2-5	1	0	1	1	1	4				
vs. Ga. Tech	23	3-5	0-0	1-2	2-2	2	0	1	1	0	7				
vs. UNC	26	5-7	0-0	0-0	2-3	2	1	2	2	1	10				
UT Martin	15	4-7	0-0	0-0	1-4	2	0	0	0	1	8				
Marist	19	0-4	0-0	0-3	3-5	1	1	2	0	0	0				
vs. DePaul	18	1-5	0-0	0-0	3-6	4	1	2	0	1	2				
vs. UConn	21	1-4	0-0	1-2	1-1	3	0	2	0	0	3				

2009-10 - Freshman Year

	Min	FG-A	3G-A	FT-A	OR/TOT	P	F	A	T	B	S	P	S	P	T
at HBU	20	3-7	0-0	1-2	4-9	5	0	2	2	0	7				
at Texas A&M	17	2-7	0-0	7-8	7-7	3	0	0	0	0	11				
Ga. Southern	19	3-5	0-0	1-2	1-3	1	0	3	0	0	7				
Charlotte	22	3-5	0-0	0-2	3-7	3	1	2	0	0	6				
vs. West. Ky.	20	3-5	0-0	4-6	2-4	4	0	2	0	1	10				
vs. Marquette	22	5-8	0-0	2-3	0-2	2	0	4	0	0	12				
Ohio State	27	6-10	0-0	1-3	1-8	2	0	2	2	2	13				
Southern Cal	26	4-7	0-0	2-5	3-12	2	1	4	1	0	10				
at Stanford	25	2-7	0-0	0-0	4-5	4	1	1	0	2	4				
James Madison	17	1-3	0-0	7-13	1-4	3	0	2	3	0	9				
at Maine	10	1-1	0-0	1-2	1-4	2	1	4	0	1	3				
N.C. Central	15	5-7	0-0	0-2	1-6	0	1	1	1	1	10				
at Temple	16	2-3	0-0	1-2	1-2	2	0	1	0	0	5				
Providence	16	3-4	0-0	3-7	4-8	0	0	1	1	1	9				
at Clemson	19	2-4	0-0	0-0	0-4	5	0	2	1	0	4				
Wake Forest	14	1-5	0-0	0-0	2-6	1	0	2	1	0	2				
at Miami	4	0-1	0-0	0-0	0-2	2	0	3	0	0	0				
UConn	18	2-6	0-0	0-0	1-3	2	0	2	0	0	4				
Virginia Tech	19	3-9	0-0	0-0	1-5	3	0	2	0	2	6				
at Maryland	14	1-3	0-0	4-6	1-4	0	0	1	0	0	6				
Florida State	18	4-8	0-0	3-3	3-4	0	2	1	1	1	11				
at Boston Col.	23	3-5	0-0	2-2	2-7	0	0	2	2	1	8				
UNC	28	5-10	0-0	0-0	2-6	0	2	3	2	2	10				
N.C. State	27	9-13	0-0	2-4	7-10	1	2	4	2	0	20				
at Virginia Tech	17	1-4	0-0	0-0	2-5	5	0	3	0	0	2				
at Georgia Tech	23	2-2	0-0	1-1	1-1	1	1	4	0	1	5				
Maryland	18	1-6	0-0	0-1	2-3	2	0	0	0	0	2				
Virginia	27	8-8	0-0	1-3	1-5	2	0	2	2	1	17				
at UNC	20	1-6	0-0	1-2	3-4	2	0	4	1	1	3				
vs. Maryland	16	1-4	0-0	1-2	0-1	2	0	2	0	0	3				
vs. Ga. Tech	19	1-2	0-0	0-0	0-2	1	1	0	1	2	2				
vs. NC State	23	3-6	0-0	1-3	4-7	3	2	3	3	0	7				
Hampton	14	4-8	0-0	0-1	2-8	0	0	1	2	1	8				
LSU	15	1-4	0-0	0-2	0-2	1	0	0	0	0	2				
vs. SDS	10	1-6	0-0	0-0	0-0	4	0	1	0	1	2				
vs. Baylor	15	1-2	0-0	0-0	1-5	2	1	3	1	0	2				

Career Statistics

YEAR	G-GS	MIN-AVG	FG-FGA	PCT	3P-3PA	PCT	FT-FTA	PCT	REB	AVG	PF-FO	AST	TO	BS	ST	PTS	AVG
2009-10	36-5	673-18.7	98-201	.488	0-0	.000	46-87	.529	175	4.9	72-3	16	74	29	21	242	6.7
2010-11	36-11	671-18.6	89-189	.471	0-0	.000	35-83	.422	146	4.1	62-0	24	57	23	35	213	5.9
Career	72-16	1344-18.7	187-390	.479	0-0	.000	81-170	.476	321	4.5	134-3	40	131	52	56	455	6.3

Career ACC Regular Season Statistics

YEAR	G-GS	MIN-AVG	FG-FGA	PCT	3P-3PA	PCT	FT-FTA	PCT	REB	AVG	PF-FO	AST	TO	BS	ST	PTS	AVG
2009-10	14-4	271-19.4	41-84	.488	0-0	.000	14-22	.636	66	4.7	24-2	7	33	12	9	96	6.9
2010-11	14-6	270-19.3	48-93	.516	0-0	.000	13-29	.448	63	4.5	27-0	15	31	13	13	109	7.8
Career	28-10	541-19.3	89-177	.503	0-0	.000	27-51	.529	129	4.6	51-2	22	64	25	22	205	7.3

Career ACC Tournament Statistics

YEAR	G-GS	MIN-AVG	FG-FGA	PCT	3P-3PA	PCT	FT-FTA	PCT	REB	AVG	PF-FO	AST	TO	BS	ST	PTS	AVG
2009-10	3-1	58-19.3	5-12	.417	0-0	.000	2-5	.400	10	3.3	6-0	3	5	4	2	12	4.0
2010-11	3-3	68-22.7	9-16	.563	0-0	.000	3-8	.375	10	3.3	5-0	1	4	4	2	21	7.0
Career	6-4	126-21.0	14-28	.500	0-0	.000	5-13	.385	20	3.3	11-0	4	9	8	4	33	5.5

Career NCAA Tournament Statistics

YEAR	G-GS	MIN-AVG	FG-FGA	PCT	3P-3PA	PCT	FT-FTA	PCT	REB	AVG	PF-FO	AST	TO	BS	ST	PTS	AVG
2009-10	4-0	54-13.5	7-20	.350	0-0	.000	0-3	.000	15	3.8	7-0	1	5	3	2	14	3.5
2010-11	4-2	73-18.3	6-20	.300	0-0	.000	1-5	.200	16	4.0	10-0	2	6	0	2	13	3.3
Career	8-2	127-15.9	13-40	.325	0-0	.000	1-8	.125	31	3.9	17-0	3	11	3	4	27	3.4

Career Statistics Versus Ranked Opponents

YEAR	G-GS	MIN-AVG	FG-FGA	PCT	3P-3PA	PCT	FT-FTA	PCT	REB	AVG	PF-FO	AST	TO	BS	ST	PTS	AVG
2009-10	12-2	234-19.5	34-68	.500	0-0	.000	20-33	.606	52	4.3	22-0	7	23	11	9	88	7.3
2010-11	14-4	292-20.9	31-78	.397	0-0	.000	11-26	.423	56	4.0	32-0	9	23	7	15	73	5.2
Career	26-6	526-20.2	65-146	.445	0-0	.000	31-59	.525	108	4.2	54-0	16	46	18	24	161	6.2



Chelsea Gray
5-11 • Sophomore • G • #12
Stockton, Calif.
(St. Mary's)

A spectacular playmaker and skilled point guard with a knack for visualizing the floor ... has a wonderful shooting touch and great passing skills ... Co-Parade National Player of the Year as a senior in high school ... a preseason 2011-12 Wooden Award candidate.

Career:

All-ACC Rookie team selection ... ranked in the top 10 in nine different Duke freshman records -- single-game three-pointers made (T4th, 4), season assists (9th, 86), season steals (3rd, 66), season free throws made (10th, 66), season free throws attempted (10th, 82), season free throw percentage (3rd, .805), season three-pointers made (T6th, 33), season three-pointers attempted (7th, 83) and season double-figure scoring (T6th, 19) ... had surgery on her left ankle immediately following the 2010-11 season.

As a Freshman (2010-11):

Selected to the All-ACC Tournament Second Team after averaging 9.3 points, 4.0 assists, 3.7 rebounds and 1.3 steals in three games ... All-ACC Freshman Team honoree ... All-ACC Honorable Mention ... named ACC Rookie of the Week on Dec. 13 ... a Preseason ACC Newcomer to Watch ... saw action in 34 games ... earned starts in 18 games including against DePaul and Connecticut in the NCAA Tournament Regionals ... averaged 8.7 points per game ... hit 80.5 percent from the free throw line ... scored double-digits in 18 contests ... grabbed 113 rebounds for an average of 3.3 boards per game ... averaged 2.5 assists and 1.9 steals per game ... sidelined with an ankle injury late in the regular season ... scored a career-high 20 points at 13th-ranked North Carolina as she hit a career-high 4-of-7 three-pointers ... for the season, hit 39.8 percent from three-point range ... hit multiple three-pointers in nine contests ... dished a career-high seven assists against Oklahoma State and Boston College ... tied for a team best with nine charges taken ... her 80.5 free throw percentage ranked the third-highest by a Duke freshman in school history ... had 10 points, eight rebounds and seven assists at Oklahoma State as she neared a triple-double ... sank the game-winning layup at N.C. State ... hit two key three-pointers late in the second half to propel Duke to a second round NCAA Tournament victory ... became the ninth freshman in school history to produce 10+ points in her first two career NCAA Tournament games ... notched double-digits against DePaul joining Alana Beard as the only Duke players to register 10+ points in their first three NCAA Tournament games.

Rankings:

No. 4 (Blue Star Report), No. 8 (ASGR), No. 4 (ESPN HoopGurlz), No. 5 (Collegiate Girls Basketball Report).

High School/AAU:

A McDonald's All-America and WBCA All-America ... an All-USA Today high school girl's basketball team selection in 2010 ... named Co-Player of the Year and a first team honoree on Parade's 2010 All-America squad ... a three-time The Record Player of the Year ... California Miss Basketball and Gatorade Player of the Year selection in 2010 ... tallied 18 points and eight rebounds in the 2010 WBCA High School All-America game, while being named Red Team MVP ... scored four points and grabbed five steals in the 2010 McDonald's All-America High School game ... one of five finalists for the 2010 Naismith National Player of the Year ... in her four years, took 38 charges, while totaling 2,164 career points ... as a senior, averaged 16.0 points, 4.2 rebounds, 6.1 assists and 5.1 steals ... hit 48.0 percent of her field goals ... led her team to the Class 6A state championship and was named

MVP of the state tournament ... guided St. Mary's H.S. to a 34-1 overall record and a No. 2 final national ranking ... the 2009 Stockton Hall of Fame, California Junior, Comcast Sports and Stockton Player of the Year ... her St. Mary's squad was the California State Champions and won the Division II CIF Tournament in 2009 ... Cal-Hi Sports All-State first team ... 2009 All-USA Girls Basketball third team selection ... named Stockton Record Player of the Week seven times ... as a junior, averaged 19.3 points, 6.3 rebounds, 4.5 assists and 4.4 steals ... hit 53.3 percent of her field goals ... led St. Mary's to a 31-3 overall record and the state championship ... 2008 California State Player of the Year and Parade Magazine fourth team All-America ... participated in the Nike Skills Academy in 2008 and 2009 ... played for the Nike AAU Team California Storm and Team Taurasi ... selected the 2008 Farmers Insurance Student-Athlete of the Year by Comcast Television ... Cal Hi Sport First Team selection ... her sophomore year, averaged 17.6 points, 4.2 rebounds, 4.4 assists and 4.9 steals ... 2008 Stockton Player of the Year ... earned Arizona Grand Resort All-Tournament Team honors ... Cal Hi Sport Athlete of the Month selection ... as a freshman, averaged 11.9 points, 2.8 rebounds, 3.6 assists and 3.8 steals ... MVP of the West Coast Jamboree in 2007.

Personal:

Full name is Chelsea Nichelle Gray ... born October 8, 1992 in Hayward, Calif. ... daughter of James and Vickey Gray ... has one brother, Javon (28) ... her cousin, Alexis Gray-Lawson played for the California women's basketball team and was drafted by the Washington Mystics of the WNBA ... totaled a 3.7 grade-point average in high school.

Career Highs

Points	20
at North Carolina (2-7-11)	
Rebounds	8
at Oklahoma State (12-12-10) vs. Georgia Tech (1-21-11)	
Assists	7
at Oklahoma State (12-12-10) vs. Boston College (2-13-11)	
Blocks	2
vs. Texas A&M (12-6-10)	
Steals	5
vs. Albany (12-9-10) vs. Kentucky (1-4-11)	
Field Goals Made	7
at North Carolina (2-7-11)	
Field Goals Attempted	16
at North Carolina (2-7-11)	
Field Goal Percentage	1.000 (5-5)
vs. DePaul (3-27-11)	
Free Throws Made	6
three times - most recent vs. DePaul (3-27-11)	
Free Throws Attempted	7
at Oklahoma State (12-12-10)	
Three-Point Field Goals Made	4
at North Carolina (2-7-11)	
Three-Point Field Goals Attempted	7
at North Carolina (2-7-11)	

2010-11 - Freshman Year

	Min	FG-A	3G-A	FT-A	OR/TOT	P	F	T	B	S	P	T	S
Brigham Young	16	0-0	0-0	1-2	0-1	2	0	1	1	1	1	1	1
Southern Cal	12	3-8	1-3	0-1	0-3	2	2	1	0	2	7		
at Auburn	14	3-6	1-3	6-6	0-2	0	1	3	0	3	13		
Western Ky.	15	2-3	1-1	0-0	0-2	0	4	3	0	2	5		
at Pittsburgh	19	2-6	1-3	0-0	0-2	1	4	1	0	2	5		
at Charlotte	18	3-9	1-1	1-2	1-4	2	1	3	0	1	8		
at JMU	21	4-10	2-3	5-6	1-6	0	1	3	0	0	15		
at Wisconsin	24	4-8	0-2	5-5	1-5	1	1	1	0	1	13		
Texas A&M	24	3-9	1-2	4-4	1-6	2	2	4	2	1	11		
Albany	25	6-7	3-4	0-2	0-3	1	3	3	0	5	15		
at Okla. State	29	2-5	1-1	5-7	0-8	1	7	4	0	1	10		
Xavier	24	0-5	0-3	0-0	1-3	1	0	1	1	4	0		
Temple	11	0-3	0-0	0-0	1-2	4	1	1	1	0	0		
Kentucky	24	4-12	2-4	1-2	2-5	4	0	0	0	5	11		
Maryland	20	3-7	0-4	1-2	1-2	1	3	0	1	3	7		
at Florida State	27	5-10	1-3	2-2	0-2	2	4	1	0	0	13		
at Virginia Tech	23	2-8	0-2	0-0	0-1	2	2	1	0	2	4		
Georgia Tech	25	1-6	0-3	4-5	1-8	1	5	3	0	1	6		
at N.C. State	29	5-12	1-4	2-3	1-5	3	1	1	0	1	13		
Clemson	20	4-8	2-3	0-0	0-2	0	5	1	1	4	10		
at UConn	23	3-8	0-2	0-0	0-1	1	3	0	0	3	6		
Miami	22	2-6	1-1	0-0	2-7	0	4	4	0	3	5		
at UNC	32	7-16	4-7	2-2	1-6	3	4	2	0	1	20		
at Wake Forest	23	4-6	1-2	1-2	1-4	1	3	3	0	2	10		
Boston College	31	4-7	2-4	3-3	1-3	1	7	2	0	3	13		
Virginia Tech	3	1-2	0-1	2-2	0-1	2	0	0	0	0	4		
North Carolina	5	0-3	0-2	0-0	0-0	1	0	1	0	0	0		
vs. WFU	14	3-3	2-2	2-2	0-2	2	4	3	0	2	10		
vs. Ga. Tech	27	2-5	2-3	4-6	0-4	2	3	1	0	2	10		
vs. UNC	26	1-5	0-1	6-6	2-5	2	5	3	0	0	8		
UT Martin	20	5-8	1-3	0-0	0-1	1	2	0	0	3	11		
Marist	20	4-7	2-3	3-4	0-4	1	3	1	0	3	13		
vs. DePaul	29	5-5	0-0	6-6	1-1	1	1	2	0	2	16		
vs. UConn	26	2-6	0-3	0-0	1-2	1	0	4	0	3	4		

Career Statistics

YEAR	G-GS	MIN-AVG	FG-FGA	PCT	3P-3PA	PCT	FT-FTA	PCT	REB	AVG	PF-FO	AST	TO	BS	ST	PTS	AVG
2010-11	34-18	721-21.2	99-229	.432	33-83	.398	66-82	.805	113	3.3	49-0	86	62	7	66	297	8.7

Career ACC Regular Season Statistics

YEAR	G-GS	MIN-AVG	FG-FGA	PCT	3P-3PA	PCT	FT-FTA	PCT	REB	AVG	PF-FO	AST	TO	BS	ST	PTS	AVG
2010-11	12-10	260-21.7	38-91	.418	12-36	.333	17-21	.810	41	3.4	17-0	38	19	2	20	105	8.8

Career ACC Tournament Statistics

YEAR	G-GS	MIN-AVG	FG-FGA	PCT	3P-3PA	PCT	FT-FTA	PCT	REB	AVG	PF-FO	AST	TO	BS	ST	PTS	AVG
2010-11	3-0	67-22.3	6-13	.462	4-6	.667	12-14	.857	11	3.7	6-0	12	7	0	4	28	9.3

Career NCAA Tournament Statistics

YEAR	G-GS	MIN-AVG	FG-FGA	PCT	3P-3PA	PCT	FT-FTA	PCT	REB	AVG	PF-FO	AST	TO	BS	ST	PTS	AVG
2010-11	4-2	95-23.8	16-26	.615	3-9	.333	9-10	.900	8	2.0	4-0	6	7	0	11	44	11.0

Career Statistics Versus Ranked Opponents

YEAR	G-GS	MIN-AVG	FG-FGA	PCT	3P-3PA	PCT	FT-FTA	PCT	REB	AVG	PF-FO	AST	TO	BS	ST	PTS	AVG
2010-11	13-8	302-23.2	29-99	.394	11-35	.314	25-28	.893	44	3.4	20-0	5	25	1	5	83	5.9



Richa Jackson
6-0 • Sophomore • F • #15
Midwest City, Okla.
(Midwest City)

Very versatile with the ability to play the three or four positions ... is a quick, athletic post player who also possesses great ball skills for her position ... has an excellent three-point shot.

As a Freshman (2010-11):

Named a Preseason ACC Newcomer to Watch ... saw action in 28 games including earning three starting spots ... averaged 3.3 points per game ... registered 13 points, nine rebounds and one block against 18th-ranked Miami in her first collegiate start ... notched a career-high 15 points and five rebounds as she hit 6-of-9 field goals versus Wake Forest in the ACC Tournament ... all three of her starts came against ranked opponents -- 18th-ranked Miami, 13th-ranked North Carolina and 16th-ranked Maryland ... scored double-digits in two contests ... averaged 2.4 rebounds per game ... was injured in the first three minutes at Maryland and did not return ... missed five games during the regular season with a strained right shoulder ... swiped a career high of three steals against UT Martin and Virginia Tech.

Rankings:

No. 12 (Blue Star Report), No. 6 (ASGR), No. 6 (ESPN HoopGurlz), No. 25 (Collegiate Girls Basketball Report).

2010 USA U18 Women's National Team:

Invited to try out for the squad from June 8-11.

High School/AAU:

Oklahoma Gatorade Player of the Year in 2010 ... a McDonald's and WBCA All-America honoree ... recorded 12 points and six rebounds in the 2010 McDonald's All-America High School game ... 2010 Parade First Team All-America ... Daily Oklahoma, Oklahoma Super 5 and Tulsa World Player of the Year in 2010 ... tallied career totals of 1,506 points, 499 rebounds and 275 steals ... a three-time Mid-State Player of the Year honoree ... twice selected to the All-State Tournament first team ... averaged 17.6 points, 5.3 rebounds, 1.6 assists and 2.5 steals during her senior campaign ... registered a season-high 29 points against Northside ... tallied 11 games with 20 or more points ... led the Bombers to the 2010 state championship, while being named MVP ... recorded 12 games with 20 or more points ... led her team to the 6A State Championship as a senior ... a 2009 Big All-City First Team, Oklahoma Super 5 All-State and Jenks Tournament MVP selection ... a 2008 Big All-City Player of the Year honoree, while being named Mid-State Conference MVP, Jenks Tournament MVP, First Team All-State Tournament and MVP of the Springfield Tournament ... as a junior, averaged 15.6 points, 4.1 rebounds, 2.4 assists and 3.9 steals ... hit 56.6 percent of her field goals ... led her squad to a 26-1 overall record and was the runner-up at the State Championship ... selected to the Jenks All-Tournament team in 2007 and the Harrah Tournament MVP in 2006 and 2007 ... her sophomore year, averaged 17.4 points, 6.2 rebounds and 2.6 steals ... had a field goal percentage of 57.6 and tallied four double-doubles ... her team finished with a 25-2 record and advanced to the final four of the State Championship ... as a freshman, averaged 15.3 points, 7.2 rebounds and 2.9 steals in only 14 games played ... led the Oklahoma Select club team to two AAU National Championships ... played for the KC Selects club team in the summer of 2008.

Personal:

Full name is Richa Shantel Jackson ... born January 17, 1992 in Oklahoma City, Okla. ... daughter of Richard Jackson and Sonja Searcy ... has one brother, Richard (6), and two sisters, Shalettha (21) and Raven (6) ... registered a 3.8 grade point average in high school.

Career Highs

Points	15
vs. Wake Forest (3-4-11)	
Rebounds	9
vs. Miami (2-3-11)	
Assists	2
vs. Southern California (11-15-10)	
vs. UT Martin (3-19-11)	
Blocks	1
vs. Miami (2-3-11)	
Steals	3
vs. Virginia Tech (2-20-11)	
vs. UT Martin (3-19-11)	
Field Goals Made	6
vs. Wake Forest (3-4-11)	
Field Goals Attempted	9
vs. Miami (2-3-11)	
vs. Wake Forest (3-4-11)	
Field Goal Percentage667 (6-9)
vs. Wake Forest (3-4-11)	
Free Throws Made	3
three times - most recent	
vs. UT Martin (3-19-11)	
Free Throws Attempted	6
vs. UT Martin (3-19-11)	

2010-11 - Freshman Year

	Min	FG-A	3G-A	FT-A	OR/TOT	PF	A	T	B	S	PTS
Brigham Young	7	1-2	0-0	0-0	1-1	0	1	2	0	1	2
Southern Cal	19	3-6	1-1	0-0	3-3	4	2	1	0	2	7
at Auburn	2	0-1	0-1	0-0	0-1	0	0	0	0	0	0
Western Ky.	18	2-4	0-0	3-4	2-7	2	1	2	0	0	7
at Pittsburgh	13	1-4	0-0	1-2	3-7	2	1	1	0	1	3
at Charlotte	4	0-1	0-0	0-0	0-0	0	0	0	0	0	0
at JMU	8	0-0	0-0	0-0	0-0	1	0	0	0	0	0
at Wisconsin	7	0-2	0-1	2-4	0-0	1	0	0	0	0	2
Texas A&M	2	0-1	0-0	0-0	0-0	0	0	0	0	0	0
Albany	22	1-4	0-1	1-3	3-4	3	0	1	0	1	3
at Florida State	2	0-1	0-0	0-0	0-1	0	0	0	0	0	0
at Virginia Tech	4	0-0	0-0	1-2	0-1	0	0	2	0	1	1
Georgia Tech	8	1-3	0-0	0-0	1-1	0	0	1	0	2	2
Clemson	14	2-5	0-2	1-1	0-2	1	1	1	0	2	5
at UConn	13	0-2	0-0	2-2	0-0	2	0	3	0	0	2
Miami	25	2-9	1-1	2-2	2-9	2	0	2	1	0	13
at UNC	21	0-8	0-2	0-0	0-4	2	1	0	0	1	0
at Wake Forest	9	3-7	0-0	0-0	1-2	2	0	0	0	2	6
at Maryland	3	0-1	0-0	0-0	0-1	0	1	0	0	1	0
Virginia Tech	13	1-3	0-0	2-2	2-4	1	1	3	0	3	4
at Virginia	5	0-0	0-0	0-0	0-1	1	0	1	0	1	0
vs. WFU	13	6-9	0-0	3-3	3-5	3	0	1	0	0	15
vs. Ga. Tech	8	2-2	0-0	0-0	0-1	0	0	1	0	0	4
vs. UNC	6	2-3	0-1	0-0	0-1	0	0	0	0	0	4
UT Martin	19	1-3	0-0	3-6	2-7	2	2	0	0	3	5
Marist	5	1-1	0-0	0-0	1-1	0	0	1	0	0	2
vs. DePaul	13	2-4	0-0	0-0	1-4	1	0	0	0	1	4
vs. UConn	9	1-2	0-0	0-0	0-0	0	1	1	0	0	2

Career Statistics

YEAR	G-GS	MIN-AVG	FG-FGA	PCT	3P-3PA	PCT	FT-FTA	PCT	REB	AVG	PF-FO	AST	TO	BS	ST	PTS	AVG
2010-11	28-3	29.2-10.4	35-88	.398	2-10	.200	21-31	.677	68	2.4	30-0	12	24	1	22	93	3.3

Career ACC Regular Season Statistics

YEAR	G-GS	MIN-AVG	FG-FGA	PCT	3P-3PA	PCT	FT-FTA	PCT	REB	AVG	PF-FO	AST	TO	BS	ST	PTS	AVG
2010-11	10-3	10.4-10.4	12-37	.324	1-5	.200	6-7	.857	26	2.6	9-0	4	10	1	13	31	3.1

Career ACC Tournament Statistics

YEAR	G-GS	MIN-AVG	FG-FGA	PCT	3P-3PA	PCT	FT-FTA	PCT	REB	AVG	PF-FO	AST	TO	BS	ST	PTS	AVG
2010-11	3-0	27-9.0	10-14	.714	0-1	.000	3-3	1.000	7	2.3	3-0	0	2	0	0	23	7.7

Career NCAA Tournament Statistics

YEAR	G-GS	MIN-AVG	FG-FGA	PCT	3P-3PA	PCT	FT-FTA	PCT	REB	AVG	PF-FO	AST	TO	BS	ST	PTS	AVG
2010-11	4-0	46-11.5	5-10	.500	0-0	.000	3-6	.500	12	3.0	3-0	3	2	0	4	13	3.3

Career Statistics Versus Ranked Opponents

YEAR	G-GS	MIN-AVG	FG-FGA	PCT	3P-3PA	PCT	FT-FTA	PCT	REB	AVG	PF-FO	AST	TO	BS	ST	PTS	AVG
2010-11	10-3	99-9.9	11-32	.344	1-4	.250	4-4	1.000	21	2.1	7-0	3	7	1	3	27	2.7



Tricia Liston
6-1 • Sophomore • G • #11
River Forest, Ill.
(Fenwick)

One of the best shooters Coach P has ever seen ... a very creative scorer, terrific both in the paint and off the bounce with the pull-up jumper.

Career:

Her 28 three-pointers ranked as the 10th most by a Duke freshman in school history ... hit four three-pointers at Virginia, which tied for the fourth-most as a Blue Devil freshman in a single game ... her six steals against Virginia Tech tied for the seventh-most at Duke by a rookie.

As a Freshman (2010-11):

Played in 32 games ... registered two games started against Virginia and on senior night versus 13th-ranked North Carolina ... tallied six steals and a career-high 19 points in the win over Virginia Tech ... knocked down 38 treys for a 38.9 percentage behind the arc ... her 28 three-pointers ranks as the 10th-highest single-season total for a Duke freshman ... averaged 5.5 points per game ... grabbed 67 rebounds and averaged 2.1 boards per game ... scored double-digits in eight contests ... hit multiple three-pointers nine games ... registered double-figure scoring in three straight contests against 14th-ranked Maryland, 21st-ranked Florida State and Virginia Tech ... hit a career-high 4-of-6 treys at Virginia ... posted 15 points against Albany and Florida State ... swiped a career-high six steals and dished a career-high four assists against Virginia Tech ... her four treys at Virginia is tied for the second-most in a single game by a Blue Devil freshman.

Rankings:

No. 46 (Blue Star Report), No. 62 (ASGR), No. 33 (ESPN HoopGurlz), No. 28 (Collegiate Girls Basketball Report).

Prep:

Illinois Gatorade Player of the Year in 2009 & 2010 ... 2010 Illinois Miss Basketball ... third-team Parade All-America in 2010 ... three-time First Team All-State by the Chicago Tribune, Chicago Sun Times and Associated Press ... named ESPNChicago.com Girls Player of the Year as a senior ... finished her prep career with 2,713 points ... averaged 28.8 points, 6.4 rebounds, 2.5 assists and 2.3 steals during her senior campaign ... hit 55.6 percent of her field goals ... scored a season-high 43 points against St. Joe as she hit six three-pointers ... notched 13 games with 30 or more points ... had four double-doubles on the season ... three-time Eastern Suburban Catholic League Most Valuable Player ... three-time ESCC All-Conference ... Pioneer Press Player of the Year and Suburban Life Player of the Year as a sophomore, junior and senior ... All-Area Chicago Tribune and Chicago Sun Times in 2007-08, 2008-09 and 2009-10 ... as a junior, averaged 23.9 points, 6.0 rebounds, 1.4 assists and 1.3 steals ... hit 38.3 percent from three-point land ... notched 20 or more points in 23 contests, while posting 30 or more points in four contests ... played only 21.0 minutes a game ... totaled a season-high 36 points and eight rebounds against Hinsdale Central ... three-time MVP of the Niles North Thanksgiving Tournament ... three-time All-Tournament selection and MVP at the Dundee Crown Christmas Tournament and the Niles North Thanksgiving Tournament ... averaged 21.0 points, 6.0 rebounds and 3.0 assists as a sophomore ... her freshman year, averaged 10.0 points, 4.0 rebounds and 2.0 assists.

Personal:

Full name is Patricia Maureen Liston ... born February 20, 1992 in Chicago, Ill. ... daughter of Brian and Molly Liston ... has three sisters, Brigid (25), Maura (23) and Clare (21) ... her sister, Clare, will be a senior on the Wisconsin club volleyball team in 2011-12 ... her father, Brian, played basketball at Loyola from 1978-82.

Career Highs	
Points	19
vs. Virginia Tech (2-20-11)	
Rebounds	5
four times - most recent	
vs. Wake Forest (3-4-11)	
Assists	4
at Maryland (2-17-11)	
Blocks	1
vs. Clemson (1-26-11)	
vs. North Carolina (2-27-11)	
Steals	6
vs. Virginia Tech (2-20-11)	
Field Goals Made	7
vs. Virginia Tech (2-20-11)	
Field Goals Attempted	11
vs. Clemson (1-26-11)	
Field Goal Percentage	1.000 (4-4)
at Oklahoma State (12-12-10)	
Free Throws Made	4
vs. Maryland (1-6-11)	
at Maryland (2-17-11)	
Free Throws Attempted	5
vs. Virginia Tech (2-20-11)	
Three-Point Field Goals Made	4
at Virginia (2-24-11)	
Three-Point Field Goals Attempted	8
at Virginia Tech (1-16-11)	

2010-11 - Freshman Year

	Min	FG-A	3G-A	FT-A	OR/TOT	PF	T	B	S	PTS
Brigham Young	6	0-1	0-1	0-2	1-2	1	0	0	0	0
Southern Cal	7	1-1	1-1	1-2	1-1	1	0	2	0	4
at Auburn	4	2-4	0-2	0-0	0-0	0	0	0	0	4
Western Ky.	14	1-3	0-1	2-2	0-1	1	1	0	0	4
at Pittsburgh	5	0-0	0-0	0-0	1-1	1	2	1	0	0
at Wisconsin	5	0-0	0-0	0-0	1-2	1	0	1	0	0
Albany	24	5-9	3-4	2-2	1-4	1	2	2	0	15
at Okla. State	18	4-4	2-2	1-2	0-4	2	0	2	0	11
Xavier	4	0-1	0-1	0-0	1-1	0	1	0	0	0
Temple	5	0-2	0-2	0-0	0-1	0	1	0	0	0
Kentucky	12	2-4	1-1	0-0	2-4	0	0	0	0	5
Maryland	20	3-8	2-6	4-4	0-2	0	2	1	0	12
at Florida State	23	5-7	3-4	2-5	0-5	1	2	2	0	15
at Virginia Tech	22	4-10	2-8	3-3	2-5	2	2	2	0	13
Georgia Tech	16	3-4	1-1	2-2	2-2	0	1	1	0	9
at NC State	11	1-5	0-1	1-1	0-1	1	1	0	0	3
Clemson	17	4-11	2-7	2-3	1-3	1	1	0	1	12
at UConn	14	1-5	0-2	1-1	0-0	0	0	1	0	3
Miami	7	2-3	0-0	0-0	1-2	1	0	0	0	4
at UNC	6	0-5	0-3	0-0	2-3	0	0	2	0	0
at Wake Forest	10	0-3	0-1	0-0	0-2	1	0	2	0	0
Boston College	3	0-1	0-1	0-0	0-0	0	0	1	0	0
at Maryland	17	1-2	0-1	4-4	0-0	4	3	1	0	6
Virginia Tech	22	7-10	3-5	2-5	1-4	1	4	0	0	19
at Virginia	28	6-10	4-6	0-1	1-5	1	0	2	0	16
North Carolina	16	3-6	1-2	0-1	0-2	1	2	0	1	7
vs. WFU	17	2-5	1-3	0-1	0-5	0	2	2	0	5
vs. UNC	3	0-1	0-1	0-0	0-1	0	0	1	0	0
UT Martin	12	3-4	2-3	0-0	0-1	1	0	3	0	8
Marist	6	0-1	0-1	0-2	1-3	0	0	1	0	0
vs. DePaul	3	0-0	0-0	0-0	0-0	0	0	0	0	0
vs. UConn	7	0-1	0-1	2-2	0-0	1	1	0	0	2

Career Statistics

YEAR	G-GS	MIN-AVG	FG-FGA	PCT	3P-3PA	PCT	FT-FTA	PCT	REB	AVG	PF-FO	AST	TO	BS	ST	PTS	AVG
2010-11	32-2	384-12.0	60-131	.458	28-72	.389	29-42	.690	67	2.1	24-0	28	30	2	19	177	5.5

Career ACC Regular Season Statistics

YEAR	G-GS	MIN-AVG	FG-FGA	PCT	3P-3PA	PCT	FT-FTA	PCT	REB	AVG	PF-FO	AST	TO	BS	ST	PTS	AVG
2010-11	14-2	218-15.6	39-85	.459	18-46	.391	20-26	.769	36	2.6	14-0	18	14	2	13	116	8.3

Career ACC Tournament Statistics

YEAR	G-GS	MIN-AVG	FG-FGA	PCT	3P-3PA	PCT	FT-FTA	PCT	REB	AVG	PF-FO	AST	TO	BS	ST	PTS	AVG
2010-11	2-0	20-10.0	2-6	.333	1-4	.250	0-1	.000	6	3.0	0-0	2	3	0	2	5	2.5

Career NCAA Tournament Statistics

YEAR	G-GS	MIN-AVG	FG-FGA	PCT	3P-3PA	PCT	FT-FTA	PCT	REB	AVG	PF-FO	AST	TO	BS	ST	PTS	AVG
2010-11	4-0	28-7.0	3-6	.500	2-5	.400	2-4	.500	4	1.0	2-0	1	4	0	2	10	2.5

Career Statistics Versus Ranked Opponents

YEAR	G-GS	MIN-AVG	FG-FGA	PCT	3P-3PA	PCT	FT-FTA	PCT	REB	AVG	PF-FO	AST	TO	BS	ST	PTS	AVG
2010-11	13-1	138-10.6	17-44	.386	7-23	.304	13-19	.684	23	1.8	8-0	11	9	1	1	54	4.2



Haley Peters

6-3 • Sophomore • F/G • 33
 Red Bank, N.J.
 (The Peddie School)

One of the hardest working players Coach P has ever seen ... very versatile and tough on the court ... can play the three and four positions ... a fierce competitor.

Career:

Her 52.2 field goal percentage ranked as the seventh-best by a Duke freshman in school history, while also leading the team.

As a Freshman (2010-11):

Selected to the All-ACC Academic Team ... saw the court in all 36 games, while making nine starts ... started against DePaul and Connecticut in the NCAA Tournament Regionals ... brought down 3.6 rebounds per game including a career-high 13 in the win over Southern California ... shot 8-of-11 and scored a career-high 17 points against Western Kentucky ... hit 52.2 percent of her field goals and 73.5 of her free throws ... her 52.2 field goal percentage led the Duke team ... scored double-figures a total of 10 times ... averaged 10.7 points, 4.3 rebounds and 1.0 assists in the ACC Tournament ... took five charges on the season ... dished a career-high four assists at James Madison ... pulled down four or more rebounds in 17 games ... scored 15 points and had four rebounds as she hit 6-of-7 field goals at 21st-ranked Florida State ... had 14 points and four rebounds in the ACC Championship game against 19th-ranked North Carolina ... became the eighth freshman in school history to produce 10+ points in her first two career NCAA Tournament games.

Rankings:

No. 9 (Blue Star Report), No. 18 (ASGR), No. 19 (ESPN HoopGurlz), No. 23 (Collegiate Girls Basketball Report).

2010 USA U18 Women's National Team:

Invited to try out for the squad from June 8-11 ... one of 16 finalists.

High School/AAU:

A McDonald's All-America selection in 2010 ... 2010 New Jersey Gatorade Player of the Year ... 2010 Parade Magazine Second Team All-America ... recorded seven points, three rebounds and two assists in the 2010 McDonald's All-America High School game ... two-time New Jersey State Prep and Mid-Atlantic Prep League Player of the Year in 2009 and 2010 ... four-time First Team New Jersey All-State ... four-time Mid-Atlantic Prep League First Team All-League ... totaled 1,521 career points and 1,116 rebounds ... as a senior, averaged 19.8 points, 8.1 rebounds, 3.2 assists and 2.5 steals ... shot 59.0 percent from three-point range, 84.2 percent from the free throw line and 54.0 percent from the field ... led her team to a 25-2 record, its 14th straight Mid-Atlantic Prep A championship and 12th consecutive New Jersey State Prep Championship ... helped Peddie win the ESPN Rise National High School Invitational her senior year, while being named tournament MVP ... led Peddie to a top 25 ranking by USA Today ... averaged 17.8 points, 11.6 rebounds, 2.0 assists and 1.1 blocks as a junior ... totaled a career-high 34 points on 17-of-20 field goals against Lawrenceville in just over half a game ... led her squad to a 24-2 record and No. 43 ranking by ESPN Rise ... second team Sporting News All-America in 2010 and Honorable Mention selection in 2008 and 2009 ... attended the Nike National Skills Academy in 2009 ... a 2009 Boo Williams Invitational All-Tournament team selection ... Girls MVP of the 26th Eastern States Invitational ... two-time Myrtle Beach Holiday Invitational All-Tournament team in 2009 and 2010 ... as a sophomore, averaged 12.1 points, 10.6 rebounds, 1.9 assists and 1.8 steals ... led Peddie to a 22-4 record ... First Team All-League for the N.J. Mid-Atlantic Prep League ... Newark Star Ledger All-State, All-Mid Atlantic Prep

League and Trenton Times All-Area First Team in 2007 ... for her freshman year, averaged 10.0 points, 11.8 rebounds, 1.5 assists and 1.5 steals ... team posted a 17-10 overall record ... named New Jersey Prep Rookie of the Year in 2006-07 ... Newcomer of the Year for the N.J. Mid-Atlantic Prep League ... played for the Philadelphia Belles AAU Nike Sponsored team from 2007-09.

Personal:

Full name is Haley McCloskey Peters ... born September 17, 1992 in Summit, N.J. ... daughter of Kurt Peters and Sharon McCloskey ... has two brothers, Casey (22) and Ryan (20) ... her brother, Casey, was a member of the Duke basketball team and graduated in 2011 ... her brother, Ryan, plays basketball for Emory ... totaled a 4.2 grade-point average in high school ... earned a perfect score on the ACT college entrance exam and was valedictorian of her class ... 2010 Presidential Scholar candidate.

Career Highs

Points.....	17
vs. Western Kentucky (11-21-10)	
Rebounds.....	13
vs. Southern California (11-15-10)	
Assists.....	4
at James Madison (11-30-10)	
Blocks.....	1
seven times - most recent	
vs. Wake Forest (3-4-11)	
Steals.....	2
three times - most recent	
vs. Connecticut (3-29-11)	
Field Goals Made.....	8
vs. Western Kentucky (11-21-10)	
Field Goals Attempted.....	11
vs. Western Kentucky (11-21-10)	
Field Goal Percentage.....	857 (6-7)
at Florida State (1-14-11)	
Free Throws Made.....	5
vs. North Carolina (3-6-11)	
Free Throws Attempted.....	6
vs. North Carolina (3-6-11)	
Three-Point Field Goals Made.....	1
six times - most recent	
vs. North Carolina (3-6-11)	
Three-Point Field Goals Attempted.....	4
vs. Maryland (1-6-11)	

2010-11 - Freshman Year

	Min	FG-A	3G-A	FT-A	OR/TOT	P	F	T	B	S	PTS
Brigham Young	18	1-5	0-0	2-2	3-5	3	1	2	0	1	4
Southern Cal	19	3-4	0-0	1-1	1-13	4	1	2	1	0	7
at Auburn	20	5-9	0-0	0-0	2-6	5	1	2	0	1	10
Western Ky.	27	8-11	1-1	0-1	2-2	3	2	3	1	2	17
at Pittsburgh	25	5-8	0-0	2-2	3-5	3	0	0	0	0	12
at Charlotte	16	2-6	0-0	0-0	3-4	4	0	2	0	0	4
at JMU	22	3-3	1-1	0-0	0-3	2	4	2	0	0	7
at Wisconsin	20	3-3	0-0	0-0	0-3	1	0	1	0	1	6
Texas A&M	16	1-4	0-1	0-0	1-2	2	0	1	0	0	2
Albany	8	0-1	0-0	0-0	0-0	3	0	1	1	0	0
at Okla. State	15	2-6	0-0	0-0	6-7	2	2	4	0	2	4
Xavier	7	1-3	0-0	0-0	1-2	0	0	2	0	0	2
Temple	20	1-3	0-1	1-1	1-5	1	1	1	0	1	3
Kentucky	9	1-3	0-1	0-0	5-5	1	0	5	0	1	2
Maryland	21	4-10	0-4	1-2	5-9	3	1	2	1	1	9
at Florida State	30	6-7	1-1	2-2	2-4	2	0	3	0	0	15
at Virginia Tech	19	2-4	0-1	0-0	0-2	0	1	2	1	0	4
Georgia Tech	19	3-10	0-2	0-0	1-4	3	0	1	0	0	6
at NC State	11	0-2	0-0	0-0	0-0	1	0	0	0	0	0
Clemson	14	2-2	1-1	0-1	2-3	1	0	3	1	0	5
at UConn	5	0-0	0-0	0-0	0-0	2	0	1	0	0	0
Miami	18	6-10	1-1	2-3	0-3	2	1	0	0	1	15
at UNC	10	1-4	0-0	0-0	1-2	2	1	0	0	0	2
at Wake Forest	9	2-5	0-0	0-0	1-1	2	2	2	0	0	4
Boston College	3	0-1	0-0	0-0	0-0	2	0	0	0	0	0
at Maryland	10	0-0	0-0	0-0	0-0	2	0	0	0	0	0
Virginia Tech	21	4-6	0-0	0-0	1-2	2	1	2	0	0	8
at Virginia	21	5-6	0-0	2-2	0-2	0	1	2	0	1	12
North Carolina	9	3-8	0-0	0-0	4-7	3	0	0	0	0	6
vs. WFU	27	5-7	0-0	1-3	2-6	1	2	5	1	1	11
vs. Ga. Tech	21	3-4	0-0	1-2	2-3	4	0	2	0	1	7
vs. UNC	21	4-8	1-1	5-6	1-4	2	1	3	0	0	14
UT Martin	25	5-8	0-0	1-1	2-4	1	0	0	0	0	11
Marist	28	4-5	0-1	4-4	1-5	3	0	4	0	0	12
vs. DePaul	28	2-7	0-2	0-1	1-6	1	1	2	0	0	4
vs. UConn	23	0-3	0-2	0-0	1-2	3	0	2	0	2	0

Career Statistics

YEAR	G-GS	MIN-AVG	FG-FGA	PCT	3P-3PA	PCT	FT-FTA	PCT	REB	AVG	PF-FO	AST	TO	BS	ST	PTS	AVG
2010-11	36-9	635-17.6	97-186	.522	6-21	.286	25-34	.735	131	3.6	76-1	24	64	7	16	225	6.3

Career ACC Regular Season Statistics

YEAR	G-GS	MIN-AVG	FG-FGA	PCT	3P-3PA	PCT	FT-FTA	PCT	REB	AVG	PF-FO	AST	TO	BS	ST	PTS	AVG
2010-11	14-6	215-15.4	38-75	.507	3-10	.300	7-10	.700	39	2.8	25-0	8	17	3	3	86	6.1

Career ACC Tournament Statistics

YEAR	G-GS	MIN-AVG	FG-FGA	PCT	3P-3PA	PCT	FT-FTA	PCT	REB	AVG	PF-FO	AST	TO	BS	ST	PTS	AVG
2010-11	3-0	69-23.0	12-19	.632	1-1	1.000	7-11	.636	13	4.3	7-0	3	10	1	2	32	10.7

Career NCAA Tournament Statistics

YEAR	G-GS	MIN-AVG	FG-FGA	PCT	3P-3PA	PCT	FT-FTA	PCT	REB	AVG	PF-FO	AST	TO	BS	ST	PTS	AVG
2010-11	4-2	104-26.0	11-23	.478	0-5	.000	5-6	.833	17	4.3	8-0	1	8	0	2	27	6.8

Career Statistics Versus Ranked Opponents

YEAR	G-GS	MIN-AVG	FG-FGA	PCT	3P-3PA	PCT	FT-FTA	PCT	REB	AVG	PF-FO	AST	TO	BS	ST	PTS	AVG
2010-11	14-6	235-16.8	33-72	.458	3-14	.214	14-18	.778	51	3.6	28-0	5	25	1	5	83	5.9



Chloé Wells

5-7 • Sophomore • G • #4
Colton, Calif.
(A.B. Miller/Apex)

A crafty and savvy guard with the ability to play the one or the two ... has an excellent basketball IQ ... has terrific eyes and court vision and understands the timing and tempo of the game.

Career:

Totaled 53 steals on the season, which ranks as the eighth-most by a Blue Devil freshman in school history ... her six steals against Georgia Tech tied for the seventh-most at Duke by a rookie.

Freshman (2010-11):

Saw action in all 36 games including starting spots in the first five games of the season ... tallied 62 assists and 53 steals ... averaged 3.5 points per game and a 37.5 field goal percentage ... went 2-for-2 from behind the arc in the win over Wake Forest ... scored a career-high 11 points and stole the ball five times against Clemson ... swiped a career-high six steals versus Georgia Tech, while scoring eight points ... netted eight points, while hitting 4-of-5 field goals against 18th-ranked Miami ... dished a career-high seven assists against Albany ... became just the 12th freshman in Duke history to start her first collegiate game ... was just the 12th player under Joanne P. McCallie to start her first game and the first at Duke ... played a career-high 30 minutes in the season opener against BYU ... took two charges.

Rankings:

No. 36 (Blue Star Report), No. 37 (ASGR), No. 62 (ESPN HoopGurlz), No. 26 (Collegiate Girls Basketball Report).

High School/AAU:

Named MVP of the 2010 Collision XII All-Star game, recording 17 points, four rebounds and four assists ... did not play as a senior at AB Miller H.S. due to transfer rules ... played her junior year at Apex High School in Apex, N.C. ... the 2008-09 Tri-Eight Player of the Year ... led Apex to a 24-0 record in the regular season before falling in the second round of the playoffs ... as a junior at Apex H.S., averaged 19.1 points a game ... All-Conference First Team selection ... NCPreps.com All-State honoree ... attended A.B. Miller H.S. in California as a freshman and sophomore ... two-time CIF-SS 2AA, The Press-Enterprise, San Bernardino Sun and San Bernardino Daily Bulletin Player of the Year ... Citrus Belt League MVP as a freshman and sophomore ... led Miller to its first two C.I.F. Conference titles in school history ... two-time All-State and First Team All-C.I.F. selection ... averaged 17.5 points, 5.7 assists, 4.9 rebounds and 4.8 steals her sophomore year ... led A.B. Miller H.S. to a 30-3 overall and 14-0 league record ... named the CIF's MVP in 2008 ... posted a triple-double against Redlands with 22 points, 12 rebounds and 11 assists ... scored 922 points as a freshman and sophomore ... totaled three other double-doubles on the year ... notched 20 or more points in 10 contests, while registering a season-high 32 points against Redlands East Valley ... as a freshman, averaged 16.2 points, 4.8 steals, 3.4 assists and 2.1 rebounds ... notched eight games with 20 or more points ... led her high school squad to a 33-3 overall record and 14-0 league mark ... won two AAU National Championships and had one runner-up with the team Beyond The Rym ... lettered in golf as a sophomore and track & field as a sophomore and junior ... was All-League MVP in the triple jump as a junior.

Personal:

Full name is Chloe Lynn Wells ... born November 4, 1992 in Fontana, Calif. ... daughter of John and Nyla Wells ... has three sisters, Devyn (29), Tamara (22) and Lola (20) ... her sister, Lola, is a senior on the Providence women's basketball team.

Career Highs

Points	11
vs. Clemson (1-26-11)	
Rebounds	4
at Wisconsin (12-2-10)	
Assists	7
vs. Albany (12-9-10)	
Blocks	2
vs. Temple (12-30-10)	
Steals	6
vs. Georgia Tech (1-21-11)	
Field Goals Made	5
vs. Clemson (1-26-11)	
Field Goals Attempted	9
vs. Brigham Young (11-13-10)	
Field Goal Percentage833 (5-6)
vs. Clemson (1-26-11)	
Free Throws Made	3
vs. Brigham Young (11-13-10)	
vs. Virginia Tech (2-20-11)	
Free Throws Attempted	6
vs. Brigham Young (11-13-10)	
Three-Point Field Goals Made	3
vs. Brigham Young (11-13-10)	
vs. Virginia Tech (2-20-11)	
Three-Point Field Goals Attempted	6
vs. Brigham Young (11-13-10)	

2010-11 - Freshman Year

	Min	FG-A	3G-A	FT-A	OR/TOT	P	F	T	B	S	PTS
Brigham Young	30	3-9	0-2	3-6	0-2	2	1	3	1	3	9
Southern Cal	25	2-7	1-2	1-2	0-0	2	3	2	0	3	6
at Auburn	22	2-6	1-3	0-0	0-0	1	1	2	0	3	5
Western Ky.	10	2-5	0-2	1-2	0-0	1	3	1	0	3	5
at Pittsburgh	8	1-3	0-2	0-0	0-0	1	1	1	0	0	2
at Charlotte	15	0-4	0-0	2-2	0-0	2	1	1	0	2	2
at JMU	9	0-2	0-2	0-0	2-2	1	3	0	0	1	0
at Wisconsin	15	3-5	0-0	0-0	0-4	0	0	0	0	2	6
Texas A&M	8	0-4	0-4	0-0	0-1	2	1	1	0	0	0
Albany	19	4-5	1-2	0-0	0-1	0	7	1	1	2	9
at Okla. State	18	0-1	0-0	0-0	1-1	1	1	5	0	2	0
Xavier	14	1-3	0-1	0-0	0-1	1	1	1	0	0	2
Temple	22	2-4	1-1	0-0	0-2	2	5	2	2	0	5
Kentucky	24	1-4	0-1	0-0	0-3	0	3	1	0	1	2
Maryland	7	0-1	0-0	0-0	0-1	1	2	0	0	2	0
at Florida State	8	1-3	1-2	0-0	0-0	1	0	0	0	1	3
at Virginia Tech	12	0-2	0-2	0-0	0-1	1	0	0	0	1	0
Georgia Tech	17	3-9	2-4	0-0	1-2	0	0	2	1	6	8
at NC State	9	1-2	0-1	0-0	0-0	0	0	0	0	1	2
Clemson	15	5-6	1-1	0-0	1-1	1	3	1	0	5	11
at UConn	16	2-6	0-2	0-0	0-0	2	2	3	0	1	4
Miami	17	4-5	0-0	0-0	0-0	0	3	1	0	2	8
at UNC	4	0-0	0-0	0-0	0-0	0	0	1	0	0	0
at Wake Forest	20	2-5	2-2	0-0	1-1	2	1	0	0	3	6
Boston College	4	0-2	0-2	0-0	0-0	0	0	0	0	0	0
at Maryland	16	2-5	0-1	1-2	0-0	0	1	2	0	2	5
Virginia Tech	18	0-6	0-5	3-4	1-3	1	3	3	1	1	3
at Virginia	18	3-5	1-2	0-0	0-1	4	3	2	0	0	7
North Carolina	4	0-1	0-0	1-2	0-1	0	0	0	0	0	1
vs. WFU	19	3-6	2-4	0-0	0-1	1	3	0	0	0	8
vs. Ga. Tech	5	0-1	0-0	0-0	0-0	1	1	0	0	0	0
vs. UNC	8	1-1	0-0	0-0	0-0	2	2	0	0	2	2
UT Martin	17	2-5	0-1	0-0	0-2	2	3	2	1	2	4
Marist	7	0-0	0-0	0-0	0-0	1	1	1	0	0	0
vs. DePaul	8	1-4	0-2	0-0	2-2	0	3	1	0	1	2
vs. UConn	6	0-0	0-0	0-0	0-0	0	0	0	0	1	0

Career Statistics

YEAR	G-GS	MIN-AVG	FG-FGA	PCT	3P-3PA	PCT	FT-FTA	PCT	REB	AVG	PF-FO	AST	TO	BS	ST	PTS	AVG
2010-11	36-5	494-13.7	51-137	.372	13-53	.245	12-20	.600	33	0.9	36-0	62	40	7	53	127	3.5

Career ACC Regular Season Statistics

YEAR	G-GS	MIN-AVG	FG-FGA	PCT	3P-3PA	PCT	FT-FTA	PCT	REB	AVG	PF-FO	AST	TO	BS	ST	PTS	AVG
2010-11	14-0	169-12.1	21-52	.404	7-22	.318	5-8	.625	11	0.8	11-0	16	12	2	24	54	3.9

Career ACC Tournament Statistics

YEAR	G-GS	MIN-AVG	FG-FGA	PCT	3P-3PA	PCT	FT-FTA	PCT	REB	AVG	PF-FO	AST	TO	BS	ST	PTS	AVG
2010-11	3-0	32-10.7	4-8	.500	2-4	.500	0-0	.000	1	0.3	4-0	6	0	0	2	10	3.3

Career NCAA Tournament Statistics

YEAR	G-GS	MIN-AVG	FG-FGA	PCT	3P-3PA	PCT	FT-FTA	PCT	REB	AVG	PF-FO	AST	TO	BS	ST	PTS	AVG
2010-11	4-0	38-9.5	3-9	.333	0-3	.000	0-0	.000	4	1.0	3-0	7	4	1	4	6	1.5

Career Statistics Versus Ranked Opponents

YEAR	G-GS	MIN-AVG	FG-FGA	PCT	3P-3PA	PCT	FT-FTA	PCT	REB	AVG	PF-FO	AST	TO	BS	ST	PTS	AVG
2010-11	14-0	147-10.5	13-37	.351	1-13	.077	2-4	.500	9	0.6	10-0	19	12	0	13	29	2.1



Jenna Frush

5-6 • Freshman • G • #35
Durham, N.C.
(Northern)

A true point guard ... brings an incredible amount of Duke pride ... is a "fire in her belly" player ... already made a great impact on the Blue Devil squad.

High School/AAU:

Lettered four years under coach Pam Adams at Northern High School in Durham ... helped the team to an 86-21 overall record during her four years ... a member of three-straight conference championship teams ... named an All-Conference selection during her junior and senior years ... played in the North vs. South All-Star Game ... as a senior, averaged 8.8 points and 4.7 assists ... led the team with a season-high 20 points on 5-for-6 shooting from three-point range in a 54-52 win over Southern Durham ... recorded a double-double with 11 points and 10 assists in a 55-31 win over Chapel Hill ... totaled 17 points, five assists and two steals against Person County ... had eight points and eight assists versus Broughton ... totaled double-figure scoring in 14 contests ... also played as a center midfielder for the soccer team during her freshman and sophomore years.

Personal:

Full name is Jennifer Marie Frush ... born March 26, 1993 in Durham, N.C. ... daughter of Don and Karen Frush ... has two brothers, Ben (21) and Jack (20), and one sister, Sarah (23) ... her brothers, Ben (senior) and Jack (junior), attend Duke University ... her father, Dan, played soccer at UC Davis in 1978 and 1979 ... her mom, Karen, was a gymnast at Texas A&M ... her sister, Sarah, is a 2010 graduate of Duke and both of her parents graduated from Duke's medical school ... posted a 4.0 grade-point average all four years ... was the President of the National Honor Society ... won the 2011 Excellence in English Award ... a member of the National Society of High School Scholars.



Amber Henson

6-4 • Freshman • F • #30
Tampa, Fla.
(Walter L. Sickles)

A versatile and athletic player ... can play the three, four and five positions ... has an excellent shot and range ... can create from anywhere on the floor ... is very quick off the bounce and relentless on the offensive boards.

Rankings:

No. 5 (Collegiate Girls Basketball Report), No. 8 (All Star Girls Report), No. 9 (Blue Star Report), No. 20 (ESPN HoopGurlz)

2010 U.S. Women's Youth Olympic Games Team:

Led the squad to a bronze medal in Singapore with a 6-1 record ... averaged 8.7 points, 3.3 rebounds, 1.6 blocks and 1.1 assists in seven games ... her 11 blocks was a team best.

High School/AAU:

A three-time Parade All-America honoree ... named the Florida Gatorade Player of the Year as a senior ... three-time All-Western Conference Player of the Year ... three-time First Team St. Pete Times Hillsborough County, First Team Tampa Tribune All-County and First Team All-State as a sophomore, junior and senior ... competed in the WBCA All-America game totaling 10 points, eight rebounds, two assists and two steals in 20 minutes ... in the McDonald's All-America contest, had five points, five blocked shots and two rebounds in 17 minutes ... totaled 2,027 points and 1,218 rebounds in four years, which are both school records ... posted 60 career double-doubles ... averaged 20.7 points, 13.6 rebounds, 6.7 blocks and 2.5 assists a game as a senior ... notched 18 double-doubles and one triple double ... had a season-high 37 points, 17 rebounds and eight blocked shots against Tampa Bay Tech ... Dottie McGahagan Academic Athletic Award ... St. Pete Times Hillsborough County Player of the Year in 2009-10 and 2010-11 ... as a junior, averaged 22.1 points, 12.1 rebounds, 4.9 blocks, 3.1 assists and 1.9 steals ... notched 18 games with 20 or more points and four contests with 30 or more points ... posted 20 double-doubles ... totaled a season-high 34 points against Freedom, while collecting 28 points and 20 rebounds against Central ... First Team All-Suncoast ... averaged 19.2 points, 11.3 rebounds, 4.5 blocks, 2.5 assists and 2.4 steals as a sophomore ... registered 21 double-doubles and one triple-double with 28 points, 14 rebounds and 11 blocks against Royal Pam Beach ... scored 20 or more points in 11 games ... as a freshman, averaged 14.2 points, 3.3 rebounds, 1.1 steals and 1.1 blocks ... had one double-double ... scored a season-high 34 points against Stony Point ... attended the Nike Skills Academy in 2008, 2009 and 2010 ... played for the Orlando Comets AAU squad, which were state champions in 2009 ... attended USA Basketball trials in 2009 and 2010.

Personal:

Full name is Amber Elizabeth Henson ... born November 5, 1993 in Memphis, Tenn. ... daughter of Matt and Annette Henson ... has one brother, John (20) ... her brother, John, is a junior on the North Carolina men's basketball team ... her father, Matt, played basketball at Norfolk State and graduated in 1988 ... an Academic All-County selection as a sophomore, junior and senior ... member of the Sickles Mentor Program and Best Buddies.



Ka'lia Johnson

5-10 • Freshman • G • #14
Chester, Va.
(Thomas Dale)

A fantastic rebounding guard ... has excellent versatility ... will see action at the one, two and three positions ... committed to Duke as a sophomore.

Rankings:

No. 13 (All Star Girls Report), No. 31 (Blue Star Report), No. 82 (ESPN HoopGurlz), No. 94 (Collegiate Girls Basketball Report)

High School/AAU:

The 2011 Times-Dispatch All-Metro Player of the Year ... a three-time Central District Player of the Year ... a four-time First Team All-District, First Team All-Metro, First Team All-Academic District and First Team All-Academic Region selection ... tallied 46 career double-doubles and 15 triple-doubles ... posted a school record with 2,075 career points ... set a school single-season record with 697 points as a senior ... pulled down 842 career rebounds and had a career 20.1 scoring average ... averaged 24.3 points, 11.4 rebounds, 8.7 assists and 3.0 steals as a senior ... notched 13 double-doubles and seven triple-doubles ... a two-time Central Region Player of the Year as a sophomore and senior ... First Team All-State honoree as a junior and senior ... as a junior, averaged 23.6 points, 12.4 rebounds, 9.2 assists and 3.5 steals ... hit 53.0 percent of her field goals and 31.0 percent from three-point land ... Second Team All-State and Honorable Mention Parade All-America in 2010 ... averaged 21.1 points, 8.6 rebounds, 7.8 assists and 4.2 steals her sophomore year ... hit 49.0 percent of her field goals and 36.0 percent from downtown ... as a freshman, averaged 16.5 points, 7.9 rebounds, 7.3 assists and 3.3 steals ... Honorable Mention All-Region as a freshman ... invited to participate in the U16 USA Basketball Trials in 2009 ... played AAU for Boo Williams Elite the last three years of high school ... competed for the Fairfax Stars Elite South AAU team as a freshman ... played volleyball as a freshman and sophomore earning First Team All-District honors both years.

Personal:

Full name is Ka'lia Breana Johnson ... born March 6, 1993 in Fort Riley, Kansas ... daughter of Kenneth and Keshia Johnson ... has one brother, Jay (22) ... her brother, Jay, played basketball at Patrick Henry Junior College from 2007-09 ... posted a 3.6 grade-point average ... Academic All-District and All-Region each of her years.



Elizabeth Williams

6-3 • Freshman • C • #1
Virginia Beach, Va.
(Princess Anne)

An athletic and versatile player that can run the floor well ... has excellent hands around the basket ... can step out and hit the three-pointer ... one of the best post players to ever sign with Duke ... led USA Basketball to three gold medals.

Rankings:

No. 1 (All Star Girls Report), No. 1 (Collegiate Girls Basketball Report), No. 2 (ESPN HoopGurlz), No. 2 (Blue Star Report)

2011 USA Basketball U19 World Championship Team:

Member of the U19 squad that traveled to Puerto, Chile and won the gold medal ... started 6-of-9 games, while averaging 8.9 points and 5.0 rebounds ... hit 52.3 percent of her field goals ... led her team to an 8-1 overall record.

2010 USA Basketball U17 World Championship Team:

Started all eight games and averaged team highs of 13.5 point and 7.6 rebounds ... she totaled a U.S. second-best 2.0 blocks average, while shooting a team-high of 61.8 percent (47-76 FGs) from the field ... among the 12-team field, she ranked 11th overall in scoring and rebounding, second in field goal percentage and third in blocked shots ... led the squad to an 8-0 record and gold medal in Toulouse, France.

2009 USA Basketball U16 National Team:

Guided the U16 squad to a 5-0 record at the FIBA Americas Championship and a gold medal in Mexico City ... averaged 13.4 points, 5.2 rebounds and 1.4 blocks ... named tournament MVP.

High School/AAU:

2011 Morgan Wooten National Player of the Year ... a 2010 and 2011 First Team Parade All-America, 2011 USA Today All-USA First Team and 2011 ESPN HoopGurlz All-America selection ... named the Gatorade Player of the Year in the state of Virginia in 2010 and 2011 ... 2011 Associated Press Group AAA State, Virginia H.S. Coaches Association (VHSCA) Group AAA, Eastern Region, Beach District and Virginia-Pilot All-Tidewater Player of the Year ... set a new McDonald's All-America game record with 23 points to go along with a game-high 11 rebounds, two blocks, one steal and one assist in 19 minutes ... named MVP of the McDonald's All-America game ... totaled 20 points, eight rebounds, three blocks and one assist in 29 minutes during the WBCA All-America game, which earned her Red Team MVP accolades ... the 2010 Associated Press Virginia Player of the Year and Beach District Player of the Year ... guided her Princess Anne H.S. squad to Virginia Class AAA state titles in 2011 and 2009 ... her team registered a 120-6 mark during her varsity career ... ranks No. 2 in career blocked shots in Virginia girls history ... averaged 18.9 points, 11.9 rebounds, 5.3 blocks, 3.2 steals and 2.2 assists as senior ... a 2011 First Team All-Beach District, First Team All-Eastern Region and First Team Virginia-Pilot Newspaper All-Tidewater selection ... as a junior, averaged 17.3 points, 10.5 rebounds, 5.5 blocks, 2.7 steals and 2.2 assists ... 2010 ESPN Rise First Team All-America and 2010 USA Today All-USA Third Team selection ... started all 31 games ... totaled season highs of 37 points against Salem on Jan. 12, 2010 and posted 26 rebounds versus Bishop McNamara on Dec. 22, 2009 ... Eastern Region Player of the Year in 2009 and 2010 ... a 2009 All-State First Team honoree and All-Tidewater First team selection ... 2009 Beach District Defensive Player of the Year ... All-Beach District first team selection in 2009... averaged 13.1 points, 11.1 rebounds, 6.7 blocks, 2.1 steals and 1.4 assists as a sophomore ... guided Princess Anne to a 31-1 record and a 3A state title ... shot 51.5 percent

from the field ... swatted 172 shots as a sophomore, which was the second-most in Virginia history ... helped Princess Anne to a 29-2 record as a freshman ... plays AAU for Boo Williams since 2008 ... a 2008 Second Team All-Beach District honoree ... Honorable Mention All-Region as a freshman ... ran track & field and was an All-Beach District selection in 2008-09 in the high jump.

Personal:

Full name is Elizabeth Olatayo Williams ... born on June 23, 1993 in Colchester, Essex, England ... daughter of Dr. Alex and Margaret Williams ... has one brother, Mark (9) and one sister, Victoria (22) ... member of the high school honor roll each year ... on the Principal's List and received the Cavalier Award in 2007-08 ... earned a 4.19 grade-point average.

Staff

Joanne P. McCallie	37-40
Coach P Versus the Opponents	41-43
Coach P Versus the Conferences	44
Al Brown	45
Candice M. Jackson	46
Joy Cheek.....	47
Kate Senger.....	48
Bobby Sorrell.....	48
Lauren Rice	48
Sarah Smoak.....	49
Kevin Lehman.....	49
Lindy Brown.....	49
Summer McKeehan.....	49
Jacki Silar	50
Heather Ryan	50
William Stephens.....	50
Managers	51
Support Staff.....	52
Kevin White	53
Senior Administration.....	54



Joanne P. McCallie

Head Coach

Fifth Season at Duke

19th Year as a Head Coach

Northwestern, '87 • Auburn, '90

The ACC Coach of the Year in 2010, Head Coach Joanne P. McCallie enters her fifth season at the helm of the Blue Devils' program. Last year, McCallie guided Duke to its seventh ACC Championship, 10th regular season ACC title in school history along with an appearance in the NCAA Elite Eight.

In just four years, Coach P has guided the Blue Devils to an 114-26 overall record, a 45-11 mark in Atlantic Coast Conference (ACC) action and four NCAA Tournament selections, including a No. 1 seed in 2009 and Elite Eight appearances in 2010 and 2011, while collecting her first two ACC regular season and tournament titles in 2010 and 2011. Her 80.4 winning percentage in ACC contests ranks first on the conference's all-time coaching charts. Meanwhile, Coach P's winning percentage of 85.1 in all games is first among active coaches in the ACC and second in the conference's all-time coaching records.

On the recruiting trail, McCallie has brought in back-to-back No. 1 classes over the last two years. Duke has also registered five different players in the McDonald's All-America game.

A year ago, McCallie and the Blue Devils netted a 32-4 overall record marking her second straight 30-win season at the helm at Duke. The Blue Devils posted 10 victories against ranked opponents, including victories against eventual national champion Texas A&M, fourth-ranked Xavier, 10th-ranked Kentucky and 10th-ranked DePaul. Senior Jasmine Thomas earned second team All-America and ACC Tournament MVP honors for the second consecutive year.

McCallie guided the Blue Devils to a 17-0 mark at home in Cameron Indoor Stadium, which was just the third undefeated campaign at home in Duke's school history and the second under Coach P. The 17 wins was also a Blue Devil single season record.

Duke boasted three student-athletes drafted in the WNBA Draft as Thomas was selected 12th overall to Seattle, while Karima Christmas was the 23rd pick by Washington and Krystal Thomas was the 36th selection by the Seattle Storm.

In 2009-10, McCallie led Duke to both the ACC regular season and ACC Tournament titles, while advancing to the NCAA Elite Eight. Along the way, she also became the first coach in Division I history to be crowned champion in four different conferences, as well as the first coach in NCAA history to garner coach of the year accolades in four different leagues. Coach P and the Blue Devils return several experienced veterans and will welcome the nation's No. 1 ranked recruiting class for the 2010-11 campaign.

During her third season at Duke, Coach P guided the Blue Devils to a 30-6 overall record, both the ACC regular season and tournament titles and advanced to the NCAA Tournament Regional final. The 30-win season for Duke was the eighth over the last 10 years as McCallie became just the second Division I coach to lead two different programs to 30-win campaigns.

The Blue Devils knocked off eight ranked teams under Coach P's guidance in 2009-10, while junior Jasmine Thomas earned All-America honors and was a finalist for National Player of the Year. Senior Joy Cheek became the 14th player drafted in Duke's history as she was taken with the 35th overall selection by the Indiana Fever.

During McCallie's first three years, she registered 82 victories marking the second-most wins by a head coach in the first three years at a school.

In 2008-09, McCallie led Duke to its 11th straight 25-win season, an appearance in the ACC Tournament Championship game as well as a No. 1 seed in the 2009 NCAA Tournament. Under Coach P's direction, the Blue Devils compiled a 14-0 record in Cameron Indoor Stadium, marking only the second time in school history the program has gone undefeated at home.

Duke collected wins over eight nationally ranked opponents including Stan-

ford, Tennessee, North Carolina, Maryland and Florida State. The Blue Devils' undefeated home record was supported by an average of 6,655 fans, the second-highest average in school history, and Duke ended the season ranked No. 11 nationally in average attendance. The program continued its streak of NCAA Tournament appearances in 2008-09 under McCallie as Duke was selected to the "Big Dance" for the 15th consecutive time and the seventh time in school history as a No. 1 seed. McCallie coached seniors Chante Black and Abby Waner, who were selected in the WNBA draft, becoming the 12th and 13th players drafted in Blue Devil history. Black and Waner were selected No. 10 and No. 21, respectively, in the WNBA Draft in April by the Connecticut Sun and New York Liberty.

The Coach P File

Coaching Honors

National Coach of the Year

Associated Press	2005
<i>Basketball Times</i>	2005
Nike	2005

Conference Coach of the Year

Atlantic Coast Conference	2010
Big Ten	2005
America East	1999
North Atlantic	1996
North Atlantic	1995

Basketball Coaches Association Michigan

College Coach of the Year

Michigan State	2005
----------------------	------

Coaching Highlights

NCAA National Championship Game	1
..... (2005)	
NCAA Final Four	1
..... (2005)	
NCAA Elite Eight	3
..... (2005, 2010, 2011)	
NCAA Sweet Sixteen	5
..... (2006, 2005, 2008, 2010, 2011)	
NCAA Tournament Bids	15
..... (1995, '96, '97, '98, '99, 2000, '03,	
..... '04, '05, '06, '07, '08, '09, '10, '11)	

Record Breakdown

Overall	430-174 (19 Years)
Record at Duke	114-26 (4 Years)
Atlantic Coast Conference	45-11 (4 Years)
ACC Tournament	10-2 (4 Appearances)
NCAA Tournament	19-15 (15 Appearances)
Record at Michigan State	149-75 (7 Years)
Big Ten	69-45 (7 Years)
Record at Maine	167-73 (8 Years)
North Atlantic	48-14 (4 Years)
America East	61-11 (4 Years)
Home	208-49 (19 Years)
Away	156-88 (19 Years)
Neutral	47-40 (19 Years)

In her first season with the Blue Devils in 2007-08, McCallie led Duke to its 10th straight 25-win season with an appearance in the ACC Championship game and a trip to the NCAA Tournament Sweet 16 in Oklahoma City, Okla., which marked the 11th consecutive appearance in the regional semifinals for the program. The NCAA Tournament appearance was its 14th straight and 15th overall tournament bid for the Blue Devils.

McCallie coached Duke's 11th player drafted to the WNBA as Wanisha Smith was selected in the second round (27th overall) by the New York Liberty. Duke also saw a rise in attendance in McCallie's first season. The Blue Devils received a national ranking in attendance for the year of No. 10 while averaging a school-record 6,755 fans in 13 home contests.

McCallie has already made her presence felt in the Durham and neighboring communities as well as on campus. She has been the keynote speaker for the Durham Sports Club, Durham Chamber of Commerce - Professional Women's Network, the Duke Club of Washington, D.C., Special Olympics, N.C. High School Coaches Association, Hospice, the Hays Barton United Methodist Church and the Raleigh Sports Club. She participated in a panel discussion on campus for Women at Duke. She has also participated in the Duke Children's Hospital Radiothon as well as being a spokeswoman for Duke Women's Health. McCallie also took part in the third annual 4Kay Golf outing this past September in Greensboro, N.C. The outing is set to raise money for breast cancer research. A huge advocate for youth development, McCallie and the Duke women's basketball team have developed a relationship with a local non-profit organization, The Emily K Center, by participating in after school leadership programs. In addition, Duke hosted the 2010 Jimmy V Women's Basketball Classic as part of Jimmy V Week, an initiative that benefits the V Foundation for Cancer Research.

The Blue Devils have four major relationships in the surrounding area they help with each year -- The Ronald McDonald House, Duke Children's Hospital, Duke Women's Health and the Emily Krzyzewski Center -- while also participating in other activities to help the community.

Coach P created the "Choice Not Chance" kids club whose philosophy focuses on making the correct choices in life. The philosophy is widely used by McCallie, her staff and players, who are very active in the community speaking about "CNC." In its inaugural year the program received memberships of over 100 children who are entering the eighth grade or under.

Another tradition introduced in McCallie's first season was the Coach P radio show, a first for the women's basketball program at Duke. The show is hosted by Morgan Patrick on 620 AM The Bull, and performed live once a month at Satisfaction Restaurant, often among standing room only attendance. During the broadcast, fans have the opportunity to ask Coach P about upcoming games and events involving the Duke Women's Basketball team.

In October 2008, embracing McCallie's vision, the program launched its first ever True Blue Golf Classic. The Duke University Golf Club played host to 112 golfers in an effort to raise money for the program. From the success of the 2008 Classic, the 2009 and 2010 Classics saw a sell-out group of participants tee off.

Coach P has an undying passion to develop people into winners. She is only one of four coaches who have taken three different programs to the NCAA Tournament. McCallie is also one of two coaches to guide her teams to a No. 1 seed in the NCAA Tournament at two different schools. She has three National Championship game appearances in her career and has been named confer-

ence coach of the year four times. Coach P has coached 10 players who have received All-America honors. In her 19-year head coaching career, her teams have reached 20 wins 15 times.

Player development is a key component to Coach P's philosophy. During McCallie's career she has seen nine of her former players go on to play professionally. Five players have been first round WNBA Draft picks: Cindy Blodgett, Kristin Haynie, Elizabeth Shimek, Chante Black and Jasmine Thomas. In the WNBA offseason, these players, as well as Jay Cheek, Bridgette Mitchell, Carrem Gay, Lindsay Bowen, Kelli Roehrig and Lorenda Haynes have enjoyed an overseas experience playing in countries such as Israel, Russia, Greece, France and Denmark. Coach P does not only produce great professional players, she also prepares players to be great coaches. Niya Butts, a former assistant coach at Michigan State under McCallie, is currently the head coach at the University of Arizona. Seven others are head coaches at the D-1 level -- Katie Abrahamson-Henderson (Albany), AnnMarie Gilbert (Eastern Michigan), Felisha Legette-Jack (Indiana), Janel Burgess (Grand Valley State), Semeka Randall (Ohio University), Darren Bennett (Skidmore) and Julie Veilleux (Colby College).

With Team USA, McCallie coached the FIBA U-21 World Championship team in Moscow, Russia from June 29 - July 8, 2007, where she led the USA squad to an 8-0 record and won the gold medal. Her team of college stars, including former Blue Devil Abby Waner, captured nine USA Basketball U-21 records by registering a 30.0 point average margin of victory, scoring 93 points per game, netting the highest three-point percentage and field goals during the championship. Defensively, three players sit atop the blocked shots charts and four out of five of the top rebounders were members of this team. Over the summer of 2006, McCallie guided the USA Basketball U-20 team to a 5-0 record and a gold medal in the FIBA Americas Championships in Mexico City. The squad outscored its opponents by an average of 62 points per game and set 28 USA Basketball U-20 records in the event including most points averaged, highest field goal percentage and most field goals and three-pointers made. For her team's accomplishments, McCallie was named USA Basketball Developmental Coach of the Year.

Prior to coming to Duke, McCallie spent seven years at Michigan State University. While piloting the Spartans to a nationally elite level, McCallie, the 2005 Associated Press Coach of the Year, guided the Spartans to their first ever NCAA Final Four and national championship game appearance as well as their first ever NCAA Elite Eight and repeat Sweet Sixteen appearances, the programs' second Big Ten regular season title and first ever Big Ten Tournament Championship in 2005. Under McCallie, the program collected four consecutive 20-win seasons and an 81-23 record over her final three years in East Lansing. The Spartans also posted a school-record four straight appearances in the NCAA Tournament.

In 2005, Michigan State advanced to its first national championship game after earning the program's first No. 1 seed in the NCAA Tournament. That record-setting team won 33 games (10 more than the previous record), won 14 Big Ten contests, shared just its second Big Ten regular-season championship, won its first Big Ten Tournament title, finished 13-0 at home, achieved a school-record 17-game win streak and beat 13 nationally-ranked teams. Over her seven-year stint in East Lansing, the Spartans also defeated 25 ranked opponents.

For her efforts, McCallie was named 2005 National Coach of the Year by the Associated Press, Basketball Times and Nike, as well as being voted Big Ten Coach of the Year by the league's media members. It marked the first time an MSU women's basketball coach was named national coach of the year and the second time a Spartan head coach earned the conference's coach of the year award. McCallie was also named the 2005 Basketball Coaches Association of Michigan College Coach of the Year.

Under McCallie, Michigan State saw its fan base increase dramatically as well, including a 78 percent rise since her arrival. The team set season attendance records in four out of her final five seasons, including a school-record average of 6,787 fans in 2005-06, which ranked 10th nationally. The Spartans were ranked second in attendance in the Big Ten and ninth nationally during McCallie's final season with an average of 6,646 fans a game. At the time of McCallie's departure from MSU, all of the Spartan top 15 single-game crowds in program history came during Coach P's tenure, including a school-record 14,066 against Ohio State in a nationally televised game on Feb. 20, 2005. Prior to her arrival at MSU, the women's basketball program averaged only 1,506 fans per game in 1999-2000.

What Does the P Stand For?

Those who have not known Joanne P. McCallie long may wonder why her players and those who know her well call her "Coach P." The "P" stands for Palombo, her maiden name. McCallie is proud of her Italian heritage, and early in her career found many similarities between herself and coaching legend Jim Valvano. She reasoned that if there could be a "Jimmy V", why not a "Joanne P?" Therefore, during her years as Joanne Palombo, she became known as "Coach P," and after her marriage to John McCallie, she decided to keep the "P" as a middle initial. But old habits die hard, so players, coaches, staff members and friends continue to refer to her simply as "Coach P."

During her eight-year career at Maine, McCallie guided the Black Bears to seven straight 20-win campaigns, including a 20-11 overall record (in 1999-2000) and their sixth-straight NCAA Tournament appearance. She was named coach of the year on three occasions, twice in the North Atlantic Conference (1995 and 1996) and once in the America East (1999). For her efforts, Maine honored her in 2009 with a banner as one of its top coaches in school history.

While at Maine, McCallie organized an event called "Realizing the Dream; Celebrating Women in Athletics" that featured speakers Dr. Donna Lopiano and Sheryl Swoopes. During the 1997-98 season, Dana Rae Warren filmed a documentary of the Maine women's basketball season. McCallie was inducted into the New England Basketball Hall of Fame in 2004. In October of 2005, she was inducted into the Maine Sports Legends Hall of Honor as well as the Maine Sports Hall of Fame in June of 2008 and the University of Maine Athletics Hall of Fame in October of 2009.

Accomplishments

- Led the Blue Devils to the 2010 and 2011 ACC Championship, which marked the sixth and seventh overall conference titles in school history.
- Became the first Division I head coach to win a conference title in four different leagues - ACC, Big Ten, America East, North Atlantic.
- Won 82 games in her first three years at Duke, which is the second-most in NCAA Division I history by a coach in the first three years at a school.
- Is the first Division I head coach to be named conference coach of the year in four different conferences.
- Reached 100 wins at Duke in only 122 games, the second-quickest to ever reach 100 wins at a school.
- Led Duke to its ninth 30-win season out of the last 11 years.
- Became only the second Division I head coach to lead two different programs to 30-win seasons.
- Became only the second Division I head coach to lead two different programs to a No. 1 seed in the NCAA Tournament.
- Won 253 games in the last 10 seasons.
- Is one of only three Division I head coaches to guide three different programs to the NCAA Tournament.
- Led Duke to a 17-0 record at home in 2010-11, marking just the third time in school history the Blue Devils have gone undefeated in Cameron Indoor Stadium in one season.
- Coach P is one of only four head coaches in Division I history to lead three different programs to 25 or more wins in a single season.
- Won a gold medal as coach of the 2006 U20 National team and the 2007 U21 World Championship team.
- In 2005, led MSU to the Big Ten regular season and tournament championships and the NCAA National Championship game.
- Left Maine as the school's all-time winningest women's basketball coach (167 victories).
- Appeared in two NCAA National Championship games as an assistant coach at Auburn.

McCallie Coaching Tree

Katie Abrahamson-Henderson

Head Coach - Albany

Assistant coach under McCallie at Michigan State from 2000-02

AnnMarie Gilbert

Head Coach - Eastern Michigan

Assistant coach with McCallie from 2002-07 at Michigan State

Niya Butts

Head Coach - Arizona

Assistant coach with McCallie from 2002-03 at Michigan State

Felisha Legette-Jack

Head Coach - Indiana

Assistant coach with McCallie from 2000-02 at Michigan State

Janel Burgess

Head Coach - Grand Valley State

Assistant coach at Maine in 1999-2000 and at Michigan State from 2000-04 under McCallie

Semeka Randall

Head Coach - Ohio University

Assistant coach with McCallie from 2005-07 at Michigan State

Darren Bennett

Head Coach - Skidmore

Assistant coach with McCallie from 2003-04 at Michigan State

Julie Veilleux

Head Coach - Colby College

Letterwinner at Maine under McCallie in 1999-2000

Cindy Blodgett

Assistant Coach - Rhode Island

Four-time letterwinner who led the NCAA in scoring her sophomore and junior years at Maine under McCallie

Joy Cheek

Assistant Coach - Duke

Played under McCallie at Duke from 2008-10

Candice M. Jackson

Assistant Coach - Duke

Three-year letterwinner at Michigan State under McCallie from 2001-05

Wanisha Smith

Assistant Coach - Longwood College

Played at Duke under McCallie in 2007-08

Darin Thrun

Assistant Coach - Saginaw Valley State

Manager under McCallie at Michigan State from 2003-06

Julie Pagel

Director of Operations - Michigan State

Four-year letterwinner at Michigan State under McCallie

Coach P Year-by-Year

Year	Team	Overall Record	League Record	Postseason
		(Winning %)	(Winning %)	
1992-93	Maine	9-20 (.310)	4-10 (.286)	North Atlantic Tournament Runner-up
1993-94	Maine	20-7 (.741)	12-2 (.857)	North Atlantic Regular-Season Champion
1994-95	Maine	24-6 (.800)	14-2 (.875)	*North Atlantic Champion/NCAA Tournament
1995-96	Maine	27-5 (.844)	18-0 (1.000)	*North Atlantic Champion/NCAA Tournament
1996-97	Maine	22-8 (.733)	17-1 (.944)	*America East Champion/NCAA Tournament
1997-98	Maine	21-9 (.700)	13-5 (.722)	America East Tourn. Champ/NCAA Tournament
1998-99	Maine	24-7 (.774)	17-1 (.944)	America East Regular-Season Champion/NCAA Tournament Second Round
1999-2000	Maine	20-11 (.645)	14-4 (.778)	NCAA Tournament
2000-01	Mich. State	10-18 (.357)	4-12 (.250)	N/A
2001-02	Mich. State	19-13 (.594)	6-10 (.375)	WNIT Semifinals
2002-03	Mich. State	17-12 (.586)	10-6 (.625)	NCAA Tournament
2003-04	Mich. State	22-9 (.710)	10-6 (.625)	NCAA Tournament Second Round
2004-05	Mich. State	33-4 (.892)	13-2 (.867)	*Big Ten Champion/NCAA Tournament National Finalist
2005-06	Mich. State	24-10 (.706)	11-5 (.688)	NCAA Tournament Sweet 16
2006-07	Mich. State	24-9 (.727)	13-3 (.813)	NCAA Tournament Second Round
2007-08	Duke	25-10 (.714)	10-4 (.714)	NCAA Tournament Sweet 16
2008-09	Duke	27-6 (.818)	11-3 (.786)	NCAA Tournament Second Round
2009-10	Duke	30-6 (.833)	12-2 (.857)	*ACC Champion/NCAA Tournament Elite Eight
2010-11	Duke	32-4 (.889)	12-2 (.857)	*ACC Champion/NCAA Tournament Elite Eight

*Regular season and tournament

Career Total (19 Years): 430-174..... 221-159 (.582) 15 NCAA Tournament Appearances; Seven Conference Championships
Duke (4 Years): 114-26..... 45-11 (.804)..... Four NCAA Tournament Appearances; Two ACC Championships
Michigan St. (7 Years): 149-75..... 69-45 (.605) Five NCAA Tournament Appearances; One Big Ten Championship
Maine (8 Years): 167-73..... 109-25 (.813) Six NCAA Tournaments; Two America East Tournament & Two North Atlantic Champ.

Prior to becoming head coach at Maine in 1992-93, McCallie was an assistant coach at Auburn from 1988-92. As the team's primary recruiter, she helped sign the fourth-ranked class in the nation in 1990-91 and the 16th-ranked class in the nation in 1991-92. While at Auburn, McCallie and the Tigers appeared in two national championship games and made an appearance in the NCAA Elite Eight.

A native of Brunswick, Maine, McCallie owns a career mark of 430-174 during her 19-year stint as a head coach at Maine, Michigan State and Duke. As a coach and player, she has led her teams to 15 conference titles, 20 NCAA Tournament appearances, eight NCAA Sweet 16 appearances, six NCAA Elite Eight appearances, three NCAA Final Four appearances and three NCAA Championship game appearances.

The former Joanne Palombo played her collegiate basketball at Northwestern from 1984-87. She still ranks seventh in Wildcat history with 378 career assists. As a senior, she was an All-Big Ten honorable mention selection and helped lead the Wildcats to the second round of the NCAA Tournament. McCallie also was named Academic All-Big Ten First-Team as a senior.

McCallie graduated from Northwestern in 1987 with a degree in political science and earned a master's degree in business administration from Auburn in 1990.

The McCallie family includes husband John, daughter Madeline (Maddie - 17) and son John Wyatt (Jack - 11). The family resides in Durham, N.C.

The McCallie Family

The McCallie family not only emphasizes education to the young women on the Duke team, but their own accomplishments further demonstrate their commitment to academics. Head coach Joanne P. McCallie holds a bachelor's degree in political science from Northwestern and a master's degree from Auburn in business administration.

John McCallie, Ph.D, Joanne's husband, is currently a professor at the University of North Carolina at Chapel Hill. But it should come as no surprise that the McCallies are well-educated, as the name McCallie has long been synonymous with the word "education." The McCallie School is a college preparatory school for boys located on Missionary Ridge near Chattanooga, Tenn. It was founded in 1905 by Spencer Jarnagin McCallie and James Park McCallie, the grandfather and great-uncle, respectively, of John McCallie.

The McCallie School accepts young men with above average to exceptional academic abilities, and those students matriculate at some of the best colleges and universities in the nation. In recent years, the school has been recognized for its innovative educational programs and its overall standards of excellence. Recently, the *Atlanta Journal/Constitution* called McCallie "one of the leading secondary educational institutions in the United States."

In addition, John McCallie's great-aunt, Grace McCallie, was one of three founders of the Girls Preparatory School in 1906, also in Chattanooga. The school prepares girls for college through academic training, and instills in them high principles of honesty, integrity and consideration for others.

Coach P Versus the Opponents

Opponent	Record	Result
Alabama	2-2	W, 79-61, 3/19/02 (H) L, 53-54, 12/10/00 (A) L, 43-79, 11/25/95 (N) W, 75-73, 1/5/95 (H)
Albany	1-0	W, 83-48, 12/9/10 (H)
Alcorn State	1-0	W, 73-41, 3/19/05 (N)
Arizona	1-0	W, 72-60, 3/21/04 (N)
Arizona State	1-0	W, 67-59, 3/25/08 (N)
Arkansas State	2-0	W, 70-59, 11/20/01 (A) W, 76-50, 11/17/00 (H)
Auburn	1-0	W, 75-62, 11/18/10 (A)
Austin Peay	1-0	W, 83-42, 3/22/09 (N)
Baylor	0-2	L, 48-51, 3/29/10 (N) L, 62-84, 4/5/05 (N)
Boise State	0-1	L, 53-87, 12/11/93 (N)
Boston College	5-5	W, 66-53, 2/13/11 (H) L, 57-61, 2/4/10 (A) W, 69-58, 2/9/09 (H) W, 51-41, 2/7/08 (A) W, 82-78 OT, 11/21/04 (H) L, 61-63, 11/18/00 (H) L, 54-81, 12/28/99 (N) L, 56-83, 11/15/99 (H) W, 55-49, 11/28/93 (H) L, 65-80, 12/1/92 (A)
Boston University	14-4	W, 73-52, 3/9/00 (N) W, 54-40, 2/24/00 (A) W, 53-46, 12/11/99 (H) W, 92-61, 2/6/99 (A) W, 75-59, 1/5/99 (H) L, 77-94, 2/12/98 (A) W, 80-58, 1/2/98 (H) W, 75-49, 2/21/97 (A) W, 89-42, 1/4/97 (H) W, 77-51, 2/22/96 (H) W, 57-55, 12/7/96 (A) W, 71-56, 3/7/95 (N) W, 77-56, 2/11/95 (H) L, 72-75, 1/26/95 (A) W, 70-62, 2/12/94 (A) W, 66-43, 1/27/94 (H) L, 57-64, 2/13/93 (H) L, 52-61, 1/28/93 (A)
Brown	1-0	W, 82-68, 11/29/96 (H)
Brigham Young	1-0	W, 69-54, 11/13/10 (H)
Bucknell	2-0	W, 92-49, 12/21/07 (H) W, 68-51, 11/17/06 (H)
Buffalo	2-1	W, 50-42, 11/16/01 (H) W, 77-66, 12/14/95 (H) L, 47-50, 12/28/93 (A)
Cal. St. Northridge	1-0	W, 73-69 OT, 12/22/06 (A)
Central Conn. State	3-0	W, 77-42, 11/20/04 (H) W, 60-59, 1/11/94 (H) W, 79-52, 2/4/93 (A)
Central Michigan	2-1	W, 75-50, 12/30/05 (H) W, 81-52, 12/20/00 (H) L, 56-81, 1/2/93 (A)
Chicago State	2-0	W, 101-52, 11/26/00 (N)
Charlotte	1-0	W, 61-55, 11/27/10 (A) W, 90-31, 12/12/93 (N)
Cincinnati	2-0	W, 77-61, 12/4/04 (A) W, 55-43, 12/29/03 (H)
Clemson	4-0	W, 92-37, 1/23/11 (H) W, 67-41, 1/7/10 (A) W, 77-53, 2/13/09 (H) W, 83-54, 2/13/08 (A)

Columbia	2-0	W, 85-52, 12/1/95 (H) W, 60-42, 1/7/94 (A)
Connecticut	1-6	L, 45-70, 3/29/11 (N) L, 51-87, 1/31/11 (A) L, 48-81, 1/18/10 (H) L, 48-74, 11/25/07 (N) W, 67-51, 12/29/04 (A) L, 70-98, 2/16/98 (A) L, 75-105, 3/16/95 (A)
Dartmouth	3-0	W, 71-55, 12/12/94 (H) W, 60-56, 1/31/94 (A) W, 60-59 OT, 1/26/93 (H)
Davidson	1-0	W, 74-68, 11/22/03 (H)
Dayton	0-1	L, 57-61, 12/17/00 (A)
Delaware	16-2	W, 69-58, 3/18/07 (H) W, 74-66, 3/10/00 (N) L, 79-84 OT, 1/27/00 (H) W, 73-58, 1/4/00 (A) W, 77-66, 2/18/99 (A) W, 81-51, 1/22/99 (H) W, 98-73, 2/8/98 (H) W, 78-66, 1/10/98 (A) W, 102-54, 2/13/97 (H) W, 89-47, 1/18/97 (A) W, 90-48, 2/9/96 (H) W, 78-61, 1/2/96 (A) W, 74-67, 2/24/95 (A) W, 95-63, 1/15/95 (H) W, 82-53, 2/25/94 (H) W, 53-51, 1/16/94 (A) W, 58-53, 2/26/93 (A) L, 53-56, 1/17/93 (H)
Denver	1-0	W, 57-37, 11/11/07 (A)
DePaul	2-0	W, 70-63, 3/27/11 (N) W, 87-76, 3/14/02 (H)
Detroit	6-0	W, 77-52, 12/7/05 (H) W, 73-64, 12/11/04 (A) W, 64-41, 1/12/04 (H) W, 72-49, 1/12/03 (H) W, 62-61, 11/28/01 (A) W, 76-63, 11/30/00 (H)
Drexel	17-2	W, 92-64, 2/20/00 (H) W, 67-55, 1/21/00 (A) W, 72-52, 1/30/99 (H) W, 75-50, 1/9/99 (A) W, 84-59, 3/5/98 (H) W, 86-66, 2/19/98 (H) L, 64-69, 1/22/98 (A) W, 110-68, 3/5/97 (N) W, 94-56, 1/24/97 (H) W, 55-45, 12/7/96 (A) W, 88-51, 3/3/96 (N) W, 78-47, 2/4/96 (A) W, 107-53, 1/14/96 (H) W, 83-64, 2/26/95 (A) W, 87-63, 1/13/95 (H) L, 71-72, 2/27/94 (H) W, 79-52, 1/14/94 (A) W, 66-53, 2/28/93 (A) W, 56-50, 1/15/93 (H)
Duke	0-1	L, 61-86, 3/26/06 (N)
East Carolina	1-0	W, 92-70, 12/27/97 (N)
Eastern Illinois	1-0	W, 85-45, 12/9/04 (H)
Eastern Michigan	1-1	W, 79-62, 11/28/03 (H) L, 59-66, 12/3/00 (N)
Florida International	0-1	L, 56-69, 11/24/01 (A)
Florida State	5-1	W, 87-70, 1/14/11 (A) W, 73-43, 1/29/10 (H) W, 75-57, 3/7/09 (N) L, 75-82, 1/29/09 (A) W, 81-67, 3/7/08 (N) W, 70-38, 1/11/08 (H)

Fresno State	1-0	W, 82-68, 11/23/02 (H)
George Washington	0-2	L, 65-68, 11/22/96 (A) L, 67-83, 3/15/96 (A)
Georgia	1-2	L, 61-64, 12/17/02 (A) W, 70-49, 1/5/02 (H) L, 68-79 OT, 11/27/99 (H)
Georgia Southern	1-0	W, 69-42, 11/19/09 (H)
Georgia State	1-0	W, 49-36, 1/2/94 (H)
Georgia Tech	6-0	W, 74-66, 3/5/11 (N) W, 69-32, 1/21/11 (H) W, 67-55, 3/6/10 (N) W, 64-50, 2/19/10 (A) W, 60-34, 1/25/09 (H) W, 73-47, 1/24/08 (A)
Gonzaga	1-0	W, 60-45, 11/26/05 (N)
Hampton	1-0	W, 72-37, 3/20/10 (H)
Hartford	15-4	L, 51-53, 11/21/08 (N) W, 58-45, 12/9/06 (N) W, 68-51, 2/3/00 (A) W, 76-67 OT, 1/8/00 (H) W, 79-56, 2/25/99 (H) W, 66-42, 1/19/99 (A) L, 67-74, 2/26/98 (A) W, 63-57, 1/13/98 (H) L, 58-70, 1/30/97 (A) W, 92-57, 1/7/97 (H) W, 80-69, 3/5/96 (N) W, 75-62, 2/15/96 (A) W, 90-41, 1/30/96 (H) W, 91-44, 2/16/95 (H) W, 97-52, 1/21/95 (A) W, 67-50, 2/17/94 (H) W, 70-66, 1/22/94 (A) L, 63-66, 2/18/93 (A) W, 51-50, 1/23/93 (H)
Hofstra	14-1	L, 53-57, 11/22/06 (H) W, 75-60, 2/18/00 (H) W, 72-68 OT, 1/23/00 (A) W, 69-57, 3/4/99 (N) W, 78-57, 2/1/99 (H) W, 58-56, 1/11/99 (A) W, 91-83, 2/21/98 (H) W, 72-42, 1/24/98 (A) W, 84-51, 1/26/97 (H) W, 65-61, 12/5/96 (A) W, 87-54, 2/2/96 (A) W, 89-54, 1/12/96 (H) W, 78-67, 3/5/95 (N) W, 82-57, 2/2/95 (H) W, 89-59, 1/9/95 (A)
Houston	3-0	W, 84-68, 12/28/07 (A) W, 68-55, 11/26/06 (A) W, 76-53, 12/17/05 (H)
Houston Baptist	1-0	W, 104-35, 11/13/09 (A)
Illinois	9-7	L, 46-56, 2/22/07 (A) W, 80-70, 2/4/07 (H) W, 57-51, 2/5/06 (A) W, 72-61, 1/19/06 (H) W, 61-50 OT, 3/4/05 (N) W, 68-59, 2/6/05 (H) W, 62-42, 1/19/05 (A) W, 58-56, 1/29/04 (A) L, 65-75, 2/24/03 (H) W, 70-57, 3/16/02 (A) W, 62-57, 2/9/02 (H) L, 66-72, 1/13/02 (A) L, 50-52, 2/18/01 (A) L, 59-72, 1/14/01 (H) L, 67-72, 3/3/00 (N) L, 66-86, 1/30/00 (A)

COACH P VS. THE OPPONENTS

2011-12 WOMEN'S BASKETBALL MEDIA GUIDE

Indiana	8-4	W, 64-56 OT, 1/4/07 (A) W, 74-49, 12/28/06 (H) W, 65-59, 1/29/06 (H) W, 52-40, 1/30/05 (A) W, 60-51OT, 2/29/04 (A) W, 59-41, 1/2/04 (H) W, 64-53, 1/26/03 (A) W, 70-44, 1/16/03 (H) L, 55-67, 2/3/02 (A) L, 47-50, 12/30/01 (H) L, 50-52, 2/11/01 (H) L, 54-71, 12/31/00 (A)	L, 70-92, 12/28/97 (A)	Northeastern	14-6	W, 55-53, 2/26/00 (A) L, 45-55, 12/8/99 (H) L, 55-57, 3/6/99 (N) L, 68-74, 2/4/99 (A) W, 71-55, 11/20/98 (H) W, 77-70, 3/6/98 (N) W, 70-56, 2/14/98 (A) W, 81-54, 11/23/97 (H) W, 88-36, 2/23/97 (A) W, 72-48, 1/2/97 (H) W, 69-49, 2/24/96 (H) W, 81-49, 12/9/95 (A) W, 70-59, 3/11/95 (N) W, 79-65, 2/9/95 (H) W, 75-71, 1/28/95 (A) W, 58-56, 2/10/94 (A) L, 57-63OT, 1/29/94 (H) W, 44-43, 3/12/93 (N) L, 51-57, 2/11/93 (H) L, 43-45, 1/30/93 (A)
Indiana State	1-0	W, 85-66, 11/24/06 (H)	Miami (Ohio)	0-1	L, 84-86, 11/24/02 (H)	
Iowa	9-6	W, 71-47, 12/4/08 (H) W, 67-57, 1/21/07 (H) W, 83-63, 1/14/07 (A) W, 79-58, 3/3/06 (N) W, 73-71, 2/16/06 (H) L, 64-75, 1/9/06 (A) W, 67-50, 2/17/05 (A) W, 68-56, 1/9/05 (H) W, 81-54, 3/5/04 (N) L, 67-78, 2/1/04 (H) W, 68-58, 2/27/03 (A) L, 59-69, 2/20/02 (H) L, 55-75, 1/24/02 (A) L, 47-50, 2/22/01 (A) L, 56-71, 2/1/01 (H)	Michigan	10-2	W, 60-45, 12/7/08 (H) W, 66-48, 1/18/07 (A) W, 68-42, 2/23/06 (A) W, 77-44, 1/1/06 (H) W, 77-34, 2/23/05 (H) W, 70-60, 1/2/05 (A) W, 59-54, 2/12/04 (A) W, 67-33, 1/18/04 (H) W, 82-55, 2/16/03 (A) W, 73-56, 1/30/03 (H) L, 45-58, 1/2/02 (A) L, 49-58, 1/25/01 (H)	
James Madison	3-1	W, 75-58, 11/30/10 (A) W, 79-65, 12/18/09 (H) W, 85-62, 11/28/97 (H) L, 63-69, 11/24/96 (A)	Michigan State	0-1	L, 49-63, 3/24/09 (N)	
Kent State	2-1	W, 55-48, 12/6/03 (A) W, 85-72, 12/3/02 (H) L, 62-63, 1/3/94 (N)	Middle Tenn. State	1-0	W, 92-78, 12/28/98 (N)	
Kentucky	2-0	W, 54-48, 1/4/11 (H) W, 67-63, 3/20/06 (A)	Minnesota	11-2	W, 77-68, 3/2/07 (N) W, 57-50, 2/25/07 (H) W, 84-61, 2/9/06 (H) L, 58-71, 1/15/06 (A) W, 55-49, 3/7/05 (N) W, 79-48, 2/10/05 (A) W, 62-49, 1/16/05 (H) W, 72-69, 1/25/04 (A) W, 74-71, 1/23/03 (H) W, 80-72, 2/24/02 (A) L, 69-70, 1/7/02 (H) W, 58-50, 2/25/01 (H) W, 66-65, 1/7/01 (A)	
Long Island	1-0	W, 55-33, 12/3/93 (H)	Mississippi	0-2	L, 72-77 OT, 11/28/98 (H) L, 50-64, 12/6/92 (N)	
Louisiana State	1-3	W, 60-52, 3/22/10 (H) L, 50-65, 12/17/06 (H) L, 52-72, 12/28/05 (H) L, 79-88, 3/15/97 (A)	Monmouth	1-0	W, 60-52, 11/23/01 (N)	
Loyola (Ill.)	1-0	W, 72-54, 12/18/94 (H)	Murray State	1-0	W, 78-57, 3/23/08 (N)	
Maine	2-0	W, 75-34, 12/21/09 (A) W, 98-31, 11/16/08 (H)	New Hampshire	14-3	W, 70-60, 2/12/00 (H) W, 74-71, 1/15/00 (A) W, 83-58, 2/14/99 (H) W, 71-57, 1/16/99 (A) L, 65-75, 2/1/98 (H) W, 75-61, 1/17/98 (A) W, 81-70, 2/9/97 (H) W, 101-90, 1/11/97 (A) W, 71-56, 1/28/96 (A) W, 80-64, 1/20/96 (H) W, 92-77, 3/1/95 (A) W, 78-49, 2/4/95 (H) W, 72-64, 3/2/94 (H) W, 64-60, 2/5/94 (A) W, 59-55, 3/6/93 (N) L, 38-58, 3/1/93 (A) L, 63-68, 2/7/93 (H)	
Manhattan	0-1	L, 47-52, 1/9/94 (A)	North Carolina	4-8	W, 81-66, 3-6-11 (N) W, 66-58, 2/27/11 (H) L, 60-62, 2/7/11 (A) L, 54-64, 2/28/10 (A) W, 79-51, 2/8/10 (H) W, 81-79, 3/1/09 (H) L, 60-75, 2/9/09 (A) L, 73-86, 3/9/08 (N) L, 51, 82, 3/2/08 (A) L, 76-93, 2/4/08 (H) L, 57-62, 3/18/00 (N) L, 52-68, 12/28/96 (N)	
Marquette	2-0	W, 74-43, 11/27/09 (N) W, 65-63, 12/2/01 (N)	UNC Charlotte	2-0	W, 57-44, 11/23/09 (H) W, 72-55, 11/24/95 (N)	
Marist	1-0	W, 71-66 3/21/11 (H)	UNC Greensboro	1-0	W, 84-39, 11/18/07 (H)	
Maryland	6-7	L, 47-69, 2/17/11 (A) W, 71-64, 1/6/11 (H) W, 66-64, 3/5/10 (N) W, 71-59, 2/21/10 (H) W, 58-57, 1/24/10 (A) L, 89-92, 3/8/09 (N) L, 59-77, 2/22/09 (A) W, 68-65, 1/12/09 (H) W, 74-63, 3/8/08 (N) L, 69-76, 2/17/08 (H) L, 70-85, 1/14/08 (A) L, 57-97, 1/6/07 (A) L, 61-75, 11/25/05 (N)	N.C. Central	2-0	W, 117-28, 12/28/09 (H) W, 82-29, 1/3/08 (H)	
Massachusetts	2-1	L, 56-64, 12/2/98 (A) W, 82-68, 12/4/97 (H) W, 70-56, 11/15/95 (H)	N.C. State	4-2	W, 65-64, 1/23/11 (A) W, 70-60, 3/7/10 (N) W, 70-39, 2/11/10 (H) W, 61-58, 1/19/09 (A) L, 64-89, 3/13/98 (A) L, 75-80, 12/28/94 (N)	
MD-Eastern Shore	1-0	W, 79-44, 2/24/93 (H)	Old Dominion	0-1	L, 62-72, 3/14/99 (N)	
Memphis	0-1	L, 56-59, 11/30/02 (A)	Oregon	0-1	L, 54-65, 3/23/02 (A)	
Mercer	2-0	W, 81-62, 11/29/02 (N) W, 71-59, 11/25/94 (H)	Penn State	4-11	L, 84-86, 12/2/07 (A) W, 76-49, 2/1/07 (H) L, 58-69, 1/25/07 (A) W, 75-53, 1/5/06 (H) W, 83-76, 2/6/05 (H) L, 56-73, 1/23/05 (A) L, 54-58, 3/7/04 (N) L, 51-63, 2/26/04 (H) L, 62-64, 1/4/04 (A) L, 60-64, 2/9/03 (H)	
Miami (Fla.)	4-1	W, 82-58, 2/3/11 (H) W, 69-72, 1/14/10 (A) W, 73-58, 1/9/09 (H) W, 84-72, 1/5/08 (A)	Northwestern Illinois	0-1	L, 56-63, 11/26/94 (H)	
			Northwestern	10-1	W, 68-63, 2/15/07 (H) W, 55-48, 2/8/07 (A) W, 79-59, 2/2/06 (A) W, 101-40, 2/3/05 (H) W, 70-46, 2/8/04 (H) W, 67-57OT, 1/22/04 (A) W, 75-43, 3/2/03 (H) L, 46-52, 1/2/03 (A) W, 75-58, 1/27/02 (H) W, 77-68, 2/15/01 (A) W, 66-50, 12/16/99 (H)	
			Northwestern State	0-1	L, 54-77, 12/4/93 (H)	
			Notre Dame	2-0	82-73 OT, 12/2/04 (A) W, 92-63, 11/26/03 (H)	
			Oakland	2-0	W, 88-77, 12/5/02 (A) W, 55-53, 12/5/01 (H)	
			Ohio	1-0	W, 82-61, 12/5/98 (N)	
			Ohio State	7-10	W, 83-67, 12/3/09 (H) W, 62-59, 2/18/07 (A) L, 64-68, 3/5/06 (N) L, 38-69, 2/20/06 (A) L, 65-67, 1/22/06 (H) W, 66-64, 2/20/05 (H) L, 54-68, 1/6/05 (A) L, 53-72, 2/15/04 (H) W, 55-47, 1/15/04 (A) L, 55-71, 3/7/03 (N) W, 65-64, 2/13/03 (H) L, 65-70, 1/9/03 (A) L, 82-89OT, 2/28/02 (N) W, 64-49, 1/17/02 (A) L, 48-52, 3/1/01 (N) W, 62-60, 1/4/01 (H) L, 64-93, 11/17/95 (A)	
			Oklahoma	1-0	W, 80-60, 12/21/05 (A)	
			Oklahoma State	3-2	W, 73-45, 12/12/10 (A) W, 77-68, 11/14/08 (H) L, 60-62, 12/2/03 (A) W, 91-39, 12/29/02 (H) L, 64-75, 11/30/96 (H)	

COACH P VS. THE OPPONENTS

2011-12 WOMEN'S BASKETBALL MEDIA GUIDE

		L, 70-75, 1/19/03 (A)
		L, 59-62OT, 2/14/02 (A)
		W, 66-62, 1/20/02 (H)
		L, 58-64, 2/8/01 (H)
		L, 49-97, 1/28/01 (A)
Pepperdine	2-0	W, 82-64, 12/4/05 (H) W, 71-55, 12/17/03 (A)
Pittsburgh	2-0	W, 93-55, 11/24/10 (A) W, 51-49, 12/8/07 (N)
Providence	4-0	W, 88-63, 1/3/10 (H) W, 66-49, 12/31/08 (A) W, 73-54, 12/20/02 (A) W, 64-47, 12/21/01 (H)
Purdue	4-8	W, 53-41, 11/22/07 (N) L, 61-64, 3/4/07 (N) W, 54-52, 2/11/07 (A) L, 60-70, 1/11/07 (H) L, 53-73, 1/26/06 (A) W, 71-58, 1/26/05 (H) L, 56-59, 2/22/04 (A) L, 67-77, 1/8/04 (H) L, 60-65, 2/20/03 (A) W, 67-62, 1/6/03 (H) L, 82-66, 2/1/02 (H) L, 34-57, 1/18/01 (A)
Quinnipiac	1-0	W, 78-50, 12/28/08 (H)
Rhode Island	5-1	W, 67-40, 11/29/06 (H) W, 52-48, 12/19/99 (A) W, 76-53, 12/11/98 (H) W, 91-55, 12/21/97 (A) W, 78-56, 12/22/96 (H) L, 51-62, 12/12/92 (H)
Rice	1-0	W, 70-51, 1/11/00 (H)
Rutgers	2-3	W, 49-44, 12/6/07 (H) L, 57-70, 3/20/07 (N) L, 63-57, 1/28/07 (A) W, 73-71, 1/7/06 (H) L, 43-71, 12/27/92 (A)
Samford	1-0	W, 63-35, 12/8/00 (A)
San Diego State	1-0	W, 66-58, 3/27/10 (N)
San Francisco	1-0	W, 66-55, 12/29/94 (N)
Santa Clara	2-0	W, 81-59, 11/27/04 (N) W, 73-69, 12/27/95 (N)
Siena	1-0	W, 86-41, 12/20/08 (N)
Southern	1-0	W, 93-52, 11/22/08 (N)
Southern California	2-0	W, 75-50, 11/15/10 (H) W, 78-72, 12/6/09 (H) W, 97-89, 12/19/08 (A)
South Florida	3-0	W, 89-52, 11/15/07 (N) W, 79-71, 12/3/06 (H) W, 81-66, 12/10/05 (A)
St. Bonaventure	3-0	W, 94-67, 11/27/98 (H) W, 73-62, 1/2/95 (H) W, 60-52, 12/29/93 (A)
St. Francis (Pa.)	1-0	W, 71-62, 11/26/99 (H)
St. Peter's	0-1	L, 55-65, 12/9/92 (A)
SW Missouri State	0-1	L, 62-64, 12/5/99 (A)
Stanford	3-1	L, 55-71, 12/15/09 (A) W, 56-52, 12/16/08 W, 76-69, 3/29/05 (N) W, 60-58, 3/12/99 (N)
TCU	1-2	L, 75-80, 11/28/04 (N) L, 47-50, 3/23/03 (N) W, 96-47, 1/1/95 (H)
Temple	5-0	W, 71-64, 12-30-10 (H) W, 70-62, 12/31/09 (A) W, 87-52, 1/5/09 (H) W, 64-53, 11/23/07 (N) W, 78-40, 11/23/03 (H)
Tennessee	2-2	W, 62-54, 2/16/09 (A) L, 64-67, 1/28/08 (H) L, 55-83, 11/24/05 (N) W, 68-64, 4/3/05 (N)

Texas	0-1	L, 61-80, 3/23/04 (A)
Texas A&M	1-2	W, 61-58, 12/6/10 (H) L, 77-95, 11/15/09 (A) L, 63-77, 3/30/08 (N)
Texas A&M-CC	1-0	W, 62-56, 12/19/04 (H)
Toledo	1-1	W, 72-49, 12/13/03 (A) L, 55-58, 11/26/02 (H)
Towson	11-0	W, 51-45, 1/29/00 (H) W, 74-62, 1/2/00 (A) W, 93-64, 2/20/99 (A) W, 72-48, 1/24/99 (H) W, 84-52, 2/6/98 (H) W, 72-52, 1/8/98 (A) W, 99-57, 3/2/97 (N) W, 86-55, 2/15/97 (H) W, 110-72, 1/16/97 (A) W, 80-48, 2/11/96 (H) W, 81-67, 1/4/96 (A)
Tulane	0-1	L, 76-85, 12/29/98 (A)
UC Santa Barbara	2-0	W, 69-45, 12/20/06 (A) W, 86-55, 11/18/05 (H)
UCLA	2-0	W 47-43, 12/19/03 (H) W, 67-63, 11/17/01 (H)
USC	2-1	W, 61-59, 3/21/05 (N) W, 75-50, 11/15/10 (H) L, 60-66, 12/4/95 (H)
UT Arlington	1-0	W, 65-49, 11/19/06 (H)
UT Martin	1-0	W, 90-45, 3/19/11 (H)
Utah	1-0	W, 56-54, 11/26/04 (N)
Utah Valley	1-0	W, 95-61, 12/18/07 (H)
Valparaiso	0-1	L, 72-73, 1/3/93 (N)
Vanderbilt	1-1	L, 55-68, 11/28/07 (A) W, 76-64, 3/27/05 (N)
Vermont	15-8	W, 85-57, 12/21/04 (H) L, 50-77, 3/11/00 (A) L, 53-63, 3/2/00 (H) L, 55-62, 2/5/00 (A) W, 66-61, 3/5/99 (A) W, 80-59, 2/10/99 (H) W, 62-58, 1/27/99 (A) W, 81-80, 3/7/98 (N) L, 68-73, 2/4/98 (H) W, 86-78, 12/14/97 (A) W, 92-70, 3/8/97 (H) W, 84-70, 2/1/97 (A) W, 77-54, 1/21/97 (H) W, 88-55, 3/9/96 (N) W, 87-66, 2/18/96 (H) W, 86-67, 1/16/96 (A) W, 69-62, 2/18/95 (H) L, 73-80, 1/19/95 (A) W, 69-57, 2/19/94 (A) W, 52-40, 1/20/94 (H) L, 45-62, 3/13/93 (A) L, 67-68, 2/20/93 (H) L, 63-94, 1/21/93 (A)
Villanova	1-0	W, 70-62, 12/2/95 (H)
Virginia	5-0	W, 71-48, 2-24-11 (A) W, 83-65, 2/26/10 (H) W, 76-53, 3/6/09 (N) W, 81-67, 2/5/09 (H) W, 78-70, 2/24/08 (H)
Virginia Tech	8-1	W, 90-40, 2-20-11 (H) W, 57-43, 1/16/11 (A) W, 65-53, 2/14/10 (A) W, 65-53, 1/21/10 (H) W, 62-46, 2/19/09 (H) W, 57-52, 1/16/08 (A) W, 72-60, 2/22/08 (A) W, 85-50, 2/1/08 (H) L, 36-50, 11/25/00 (N)

Wake Forest	5-1	W, 79-50, 3/4/11 (N) W, 82-39, 2/11/11 (A) W, 65-51, 1/10/10 (H) W, 83-50, 2/25/09 (A) W, 71-36, 2/10/08 (H) L, 62-69, 12/29/96 (N)
Washington	0-1	L, 59-73, 12/28/95 (A)
Western Carolina	0-1	W, 84-61, 11/20/05 (H)
Western Kentucky	4-3	W, 82-55, 11/21/10 (H) W, 70-47, 11/26/09 (N) W, 59-56, 11/28/08 (A) L, 66-73, 12/14/96 (A) W, 76-64, 01/29/98 (H) L, 57-78, 12/04/98 (N) L, 61-68, 12/29/99 (N)
Wis.-Green Bay	2-0	W, 74-60, 11/20/00 (H) W, 68-53, 12/15/01 (A)
Wis.-Milwaukee	1-0	W, 65-46, 3/18/06 (A)
Wisconsin	9-4	W, 59-51, 12/2/10 (A) W, 53-47, 2/12/06 (H) W, 69-63, 1/12/06 (A) W, 56-46, 12/31/06 (H) W, 84-60, 2/13/05 (A) W, 72-47, 1/13/05 (H) W, 58-43, 2/5/04 (H) W, 58-43, 2/5/04 (H) W, 58-43, 2/5/04 (H) L, 78-86, 1/10/02 (H) W, 58-57, 1/30/02 (A) L, 56-72, 1/11/01 (H) L, 49-69, 2/4/01 (A) L, 80-97, 11/29/97 (H)
Xavier	1-0	W, 46-45, 12/21/10 (H)

America East Conference

Opponent	GP	W	L
Albany	1	1	0
Boston U.	18	14	4
Hartford	19	15	4
Maine	2	2	0
New Hampshire	17	14	3
Vermont	23	15	8
Total	80	61	19

Atlantic Coast Conference

Opponent	GP	W	L
Boston College	10	5	5
Clemson	4	4	0
Duke	1	0	1
Florida State	6	5	1
Georgia Tech	6	6	0
Maryland	13	6	7
Miami (Fla)	5	4	1
North Carolina	12	4	8
N.C. State	6	4	2
Virginia	5	5	0
Virginia Tech	9	8	1
Wake Forest	6	5	1
Total	83	56	27

Atlantic Sun Conference

Opponent	GP	W	L
Mercer	2	2	0
Total	2	2	0

Atlantic 10 Conference

Opponent	GP	W	L
UNC Charlotte	3	3	0
Dayton	1	0	1
G. Washington	2	0	2
Massachusetts	3	2	1
Rhode Island	6	5	1
St. Bonaventure	3	3	0
Temple	5	5	0
Xavier	1	1	0
Total	24	19	5

Big East Conference

Opponent	GP	W	L
Cincinnati	2	2	0
Connecticut	7	1	6
DePaul	2	2	0
Marquette	2	2	0
Notre Dame	2	2	0
Providence	4	4	0
Pittsburgh	2	2	0
Rutgers	5	2	3
South Florida	3	3	0
Villanova	1	1	0
Total	30	21	9

Big Sky Conference

Opponent	GP	W	L
Total	0	0	0

Big South Conference

Opponent	GP	W	L
Total	0	0	0

Big Ten Conference

Opponent	GP	W	L
Illinois	16	9	7
Indiana	12	8	4
Iowa	15	9	6
Michigan	12	10	2
Michigan State	1	0	1
Minnesota	13	11	2
Northwestern	11	10	1
Ohio State	17	7	10
Penn State	15	4	11
Purdue	12	4	8
Wisconsin	13	9	4
Total	137	81	56

Big 12 Conference

Opponent	GP	W	L
Baylor	2	0	2
Oklahoma	1	1	0
Oklahoma State	5	3	2
Texas	1	0	1
Texas A&M	3	1	2
Total	12	5	7

Big West Conference

Opponent	GP	W	L
CSU Northridge	1	1	0
UCSB	2	2	0
Total	3	3	0

Colonial Conference

Opponent	GP	W	L
Delaware	18	16	2
Drexel	19	17	2
Georgia State	1	1	0
Hofstra	15	14	1
James Madison	4	3	1
Northeastern	20	14	6
Old Dominion	1	0	1
Towson	11	11	0
Total	89	76	13

Conference USA

Opponent	GP	W	L
East Carolina	1	1	0
Houston	3	3	0
Memphis	1	0	1
Rice	1	1	0
Tulane	1	0	1
Total	7	5	2

Great West Conference

Opponent	GP	W	L
Utah Valley	1	1	0
Total	1	1	0

Horizon League

Opponent	GP	W	L
Detroit	6	6	0
Loyola (Ill.)	1	1	0
Valparaiso	1	0	1
Wis.-Green Bay	2	2	0
Wis.-Milwaukee	1	1	0
Total	11	10	1

Independent

Opponent	GP	W	L
Chicago State	2	2	0
N.C. Central	2	2	0
Houston Baptist	1	1	0
Total	5	5	0

Ivy League

Opponent	GP	W	L
Brown	1	1	0
Columbia	2	2	0
Dartmouth	3	3	0
Total	6	6	0

Metro Atlantic Conference

Opponent	GP	W	L
Manhattan	1	0	1
Marist	1	1	0
Siena	1	1	0
St. Peter's	1	0	1
Total	4	2	2

Mid-American Conference

Opponent	GP	W	L
Buffalo	3	2	1
Central Michigan	3	2	1
Eastern Michigan	2	1	1
Kent State	3	2	1
Miami (Ohio)	1	0	1
Northern Illinois	1	0	1
Ohio	1	1	0
Toledo	2	1	1
Total	16	9	7

Mid-Continent Conference

Opponent	GP	W	L
Total	0	0	0

Mid-Eastern Conference

Opponent	GP	W	L
Hampton	1	1	0
MD-Eastern Shore	1	0	1
Total	2	2	0

Missouri Valley Conference

Opponent	GP	W	L
Indiana State	1	1	0
Missouri State	1	0	1
Total	2	1	1

Mountain West Conference

Opponent	GP	W	L
San Diego State	1	1	0
TCU	3	1	2
Utah	1	1	0
Total	5	3	2

Northeast Conference

Opponent	GP	W	L
Central Conn. St.	3	3	0
Long Island	1	1	0
Monmouth	1	1	0
Quinnipiac	1	1	0
St. Francis (Pa.)	1	1	0
Total	7	7	0

Ohio Valley Conference

Opponent	GP	W	L
Austin Peay	1	1	0
Eastern Illinois	1	1	0
Murray State	1	1	0
UT Martin	1	1	0
Total	4	4	0

Pacific-10 Conference

Opponent	GP	W	L
Arizona	1	1	0
Arizona State	1	1	0
Oregon	1	0	1
USC	3	2	1
Stanford	4	3	1
UCLA	2	2	0
Washington	1	0	1
Total	13	9	4

Patriot Conference

Opponent	GP	W	L
Bucknell	2	2	0
Total	2	2	0

Southeastern Conference

Opponent	GP	W	L
Alabama	4	2	2
Auburn	1	1	0
Georgia	3	1	2
Kentucky	2	2	0
LSU	4	1	3
Mississippi	2	0	2
Tennessee	4	2	2
Vanderbilt	2	1	1
Total	22	10	12

Southern Conference

Opponent	GP	W	L
Davidson	1	1	0
Georgia So.	1	1	0
UNCG	1	1	0
Samford	1	1	0
West. Carolina	1	0	1
Total	5	4	1

Southland Conference

Opponent	GP	W	L
Northwest. St.	1	0	1
Texas A&M-CC	1	1	0
UT Arlington	1	1	0
Total	3	2	1

Southwestern Conference

Opponent	GP	W	L
Alcorn St.	1	1	0
Southern	1	1	0
Total	2	2	0

Summit Conference

Opponent	GP	W	L
Oakland	2	2	0
Total	2	2	0

Sun Belt Conference

Opponent	GP	W	L
Arkansas State	2	2	0
Denver	1	1	0
Florida Int'l	1	0	1
Middle Tenn. St.	1	1	0
Western Ky.	7	4	3
Total	11	7	4

West Coast Conference

Opponent	GP	W	L
Brigham Young	1	1	0
Gonzaga	1	1	0
Pepperdine	2	2	0
San Francisco	1	1	0
Santa Clara	2	2	0
Total	7	7	0

Western Athletic Conference

Opponent	GP	W	L
Boise St.	1	0	1
Fresno State	1	1	0
Total	2	1	1



Al Brown

Assistant Coach

Fifth Season at Duke

Purdue, '64

Al Brown enters his eighth season alongside Joanne P. McCallie and fifth on the Duke University staff after being hired on May 2, 2007. Since arriving in the coaching world 33 years ago, Brown has produced numerous winning teams and is widely considered one of the best basketball minds in the game today.

He has been a part of three NCAA Championships, four NCAA runner-up teams, eight NCAA Final Four squads and 20 NCAA Tournaments. He has coached men's and women's basketball at 11 different schools including Purdue, Minnesota, Wisconsin, Western Michigan, Ball State, South Carolina, Tennessee, Cleveland State, Michigan State and Duke since taking his first assistant coaching position at Purdue in 1967.

His record in women's basketball speaks for itself as his squads have won 80 percent of their games, advanced to the NCAA Tournament in 15 of 17 years, and won three NCAA titles. Brown has led three teams to the NCAA Championship game a total of seven times and won 80 percent of league contests.

In his four years with the Blue Devils, Brown coached Chante Black, Krystal Thomas and Carrem Gay, who are currently playing professionally. Black was taken with the 10th overall pick in the 2009 WNBA Draft by the Connecticut Sun, Gay signed with a professional team in Israel and Switzerland in 2009-10 and Thomas was selected by the Seattle Storm in 2011. He also coached Joy Cheek, who was drafted by the Indiana Fever in 2010 and is now an assistant coach with the Blue Devils. Brown helped guide Duke to a 114-26 record in four years with the Blue Devils, while advancing to the NCAA Tournament all four years and winning the ACC Championship in 2010 and 2011.

Since Brown and Head Coach Joanne P. McCallie have arrived at Duke, seven different Blue Devils have been drafted in the WNBA, which is the most by any Division I institution.

Brown is known for his video breakdowns and opponent analysis, as well as his on-court teaching expertise, which has proven to be a valuable contribution to the success of every basketball team he has coached. He was recognized for his coaching expertise when he was named one of the top assistant coaches in the country in a poll conducted by the Women's Basketball Journal.

He has had an interesting and unique career as he is the only coach in the history of intercollegiate athletics to have played an active role in national championship games in three different sports, including five appearances as a coach in the NCAA Women's Basketball Championship game. Brown is also the only coach to coach men's and women's basketball in the Southeastern Conference and the Big Ten Conference at two different schools in each conference. Also, he is the only coach in college basketball history to coach in the men's (1969, Purdue vs. UCLA) and women's national championship game (Tennessee, 1996-98, 2000; Michigan State, 2005).

Brown has 17 years of college coaching experience in the women's game and 16 years in the men's game. On the men's side, he has coached five teams at two schools in the NCAA Tournament, advancing to the Sweet 16 three times, the Elite Eight twice and the final game once.

Brown was the motivational speaker for the Tennessee football team throughout the 1998 season. Coach Phillip Fulmer, the former head coach at Tennessee, asked him to speak to the team in Tempe, Ariz., before the Fiesta Bowl National Championship game. Brown was on the field in the coaching box during the Vols' victory over Florida State in the title game.

During his seven years in the women's program at Tennessee (1995-2002), the Lady Vols went to the NCAA Final Four five times, playing in the national title game four times, and won an NCAA record three consecutive national championships (1996-98). Over that seven-year period, the Lady Vols went 224-29, good for an

89 percent winning percentage. He was a part of five consecutive Southeastern Conference championship teams, during which time Tennessee posted a league record of 67-3.

During his first year at Michigan State, the Spartans won the Big Ten regular season and tournament championships, went to the NCAA Championship game for the first time in school history and won a school-record 33 games. During his three years at Michigan State, the squad produced an 81-23 record and advanced to the NCAA Tournament each of those three years. In the Big Ten, the Spartans notched a 38-10 mark and finished no lower than third each year.

A 1964 graduate of Purdue, Brown was a three-year letterwinner on the Boilermaker basketball team before making the switch to the coaching ranks as an assistant coach with his alma mater in 1967. Brown served three seasons at Purdue before moving to Ball State, where he was an assistant for five seasons (1977-1982).

He then spent five years (1982-87) as the head coach at Ball State. His 1986 Cardinal team had a record-setting year, posting 21 wins en route to the Mid-American Conference tournament championship and the school's second berth in the NCAA Tournament. The first time Ball State advanced to the NCAA Tournament was when Coach Brown was an assistant.

After spending the 1987-88 season assisting at Western Michigan, Brown served on the staff at Minnesota for three years (1988-1991), where the Gophers advanced to two NCAA Sweet 16's and one NCAA Elite Eight, before moving on to the men's program at Tennessee for the 1991-92 and 1992-93 seasons.

Coach Brown has recruited and coached some outstanding players. The first Walter Byers Scholarship winner and the 1984 Naismith Award winner, an award given to the best player in the nation under six feet, were two of Brown's recruits. He has coached 10 NBA players and 11 women who are playing in the WNBA, plus numerous players who have played overseas.

Brown and his wife, Karen, have one son, Edwin. Edwin and his wife, Erica,

The Brown File

Place of Birth
Connersville, Ind.

High School
Connersville H.S.

College
Purdue, 1964

Coaching Experience
Women's Assistant Coach
Duke: 2007-present
Michigan State: 2004-07
South Carolina and
Cleveland State: 2003-04
Wisconsin: 2002-03
Tennessee: 1995-2002

Men's Assistant Coach
Tennessee: 1991-93
Minnesota: 1988-91
Western Michigan: 1987-88
Ball State: 1977-82
Purdue: 1967-70

Men's Head Coach
Ball State: 1982-87



Candice M. Jackson

Assistant Coach

First Season at Duke
Michigan State, '04

Candice Jackson joined the Duke women's basketball staff in May, after spending the last two seasons as an assistant coach and recruiting coordinator at Wake Forest.

Her role at Duke will include serving as one of two recruiting coordinators along with Joy Cheek and working with the guards.

In two years at Wake Forest, Jackson helped lead the Demon Deacons to an 18-14 overall record in 2009-10, followed by a 15-17 mark a year ago.

Prior to her arriving at Wake Forest, Jackson spent four successful seasons with the University of Richmond, where she helped take the team from a 13-17 record in 2005-06 to a 24-10 finish in 2008-09.

A four-year letterwinner at Michigan State from 2000-04, Jackson played as a guard for Duke Head Coach Joanne P. McCallie and was Coach P's first recruit at MSU. Jackson served as team captain as both a junior and a senior and led the team to back-to-back NCAA Tournament appearances in 2003 and 2004. She earned her degree in Family Community Services from Michigan State.

After graduating in 2004, Jackson remained at Michigan State as a graduate assistant for the 2004-05 squad that played in the NCAA Championship game.

While at Richmond, Jackson oversaw summer camps in addition to scouting, recruiting and coordinating video operations. Jackson was also in charge of community service efforts for the Spiders.

She worked closely with Spider guard Amber Petillon, who blossomed during her senior year under Jackson's guidance and has enjoyed an extremely successful career overseas.

Jackson hails from Lansing, Mich., where she was a three-time MVP at Lansing Everett High School and guided her team to the state title game as a senior.

The Jackson File

Birthdate
August 12, 1982

Place of Birth
Lansing, Mich.

High School
Manual H.S.

College
Michigan State, 2004

Coaching Experience
Duke - Assistant Coach
(2011-present)

Wake Forest -
Assistant Coach (2008-11)

Richmond -
Assistant Coach (2005-09)

Michigan State -
Graduate Assistant Coach (2004-05)



Joy Cheek

Assistant Coach

First Season at Duke

Duke, '10

Joy Cheek embarks on her first college coaching position in 2011-12, after being hired by Joanne P. McCallie over the summer of 2011.

Along with Candice M. Jackson, Cheek will serve as one of two recruiting coordinators in addition to working with Duke's post players.

Following graduation from Duke in 2010 with a degree in public policy, Cheek played professionally in the WNBA and overseas before being hired as an assistant coach.

The 35th overall selection in the 2010 WNBA Draft by the Indiana Fever, Cheek played in seven contests for the Fever averaging 2.1 points a game. Following her rookie season, she traveled overseas to play in Leszno, Poland.

After signing a brief contract with the Washington Mystics to open the 2011 WNBA season, Cheek was prepared to play in Spain this season before accepting the job at Duke.

One of 26 former Duke standouts to register over 1,000 career points, Cheek played in 137 contests in her four years. A four-year letterwinner from 2007-10, she owns career averages of 8.4 points, 5.0 rebounds and 1.2 steals. As a senior, Cheek averaged 9.9 points, 5.9 rebounds, 1.5 steals and 1.3 assists as she started all 36 contests for the Blue Devils. She was named to the Memphis Regional All-Tournament team, All-ACC Tournament First Team, All-ACC Third Team and was a finalist for the Lowe's Senior Class Award.

A native of Charlotte, N.C., Cheek was an ACC Honor Roll selection in 2008-09. In the summer of 2009, she performed an internship in the Office of the Vice President and Economic Policy at the White House. Following graduation from Duke, Cheek had the honor of introducing Vice President Joe Biden prior to making an announcement about Title IX on April 20, 2010.

The Cheek File

Birthdate

June 25, 1988

Place of Birth

Hyattsville, Md.

High School

South Mecklenburg

College

Duke, '10

Coaching Experience

Duke - Assistant Coach
(2011-present)



Kate Senger

Director of Basketball Operations

Fifth Season at Duke
Michigan State, '04

Kate Senger will enter her fifth year on the Duke women's basketball staff as the director of basketball operations after spending two years on the Michigan State staff in a similar position. She served as the Spartan director of basketball operations intern from 2003-04.

Her duties at Duke include monitoring the program budget, scheduling and team travel in addition to assisting with event planning and directing the Duke Girls Basketball Camps.

A 2004 graduate of Michigan State, Senger served as a manager for the women's basketball team as a student from 1999-2003. During the 2003-04 season, she was promoted to Director of Basketball Operations Intern, assisting with various duties pertaining to travel, marketing and promotions, game management and recruiting. She also worked as assistant camp director for MSU's summer camps in 2002 and 2003.

After receiving her degree in kinesiology in 2004 from MSU, she was a Constituent Relations Aid for State Senator Michelle McManus. She was the database manager for more than 700 constituent cases, a legislative aid for the Commerce and Labor committee and a district relations aid, traveling between Lansing, Mich., and her district to attend functions with Senator McManus as her support person.

In the fall of 2004, Senger coached the St. Francis High School freshman girls basketball team, leading her squad to a 15-3 record.

Senger has also been active in the community, serving as a committee member for the Women Working Wonders-Sparrow Hospital Race, as a panel speaker for the Jackson Area Middle Schools Career Day Fair, a speaker at the Merrick Moore Elementary School Career Day, as a job shadowing mentor for the Young Spartan Program and assisting in the organization of the MSU women's basketball team's 5k Fun Run fundraiser.

Originally from Traverse City, Mich., Senger resides in Durham, N.C.



Bobby Sorrell

Executive Administrative Assistant to the Head Coach

24th Season at Duke

Bobby Sorrell is in his 24th year with the Duke Athletics Department and is in his 13th year with the women's basketball program. After spending eight years as an administrative assistant under Gail Goestenkors' staff, Sorrell was moved to the executive administrative assistant to the head coach position under Head Coach Joanne P. McCallie.

Sorrell is responsible for many of the day-to-day happenings of the Duke women's basketball office, including the coordination of coach Joanne P. McCallie's speaking and community schedule, campus recruiting, coaches' travel and recruiting travel as well as assisting with camps and coordinating game-day management.

Sorrell has traveled to four NCAA Final Fours with the Blue Devils in 1999, 2002, 2003 and 2006, while also being a part of seven ACC Championship squads

from 2000-04, 2010 and 2011.

Prior to working with women's basketball, Sorrell, a native of Durham, worked in the Duke ticket office as an assistant manager for 11 seasons.

He was a member of the Board of Trustees of the Ronald McDonald House of Durham from 2002-10. He is the staff advisor for the Blue Devils vs. Cancer student group.

Sorrell and his wife of 18 years, Tammy, reside in Rougemont, N.C., with their three children, Eliza (16), Sam (13) and Grace (10).



Lauren Rice

Video Coordinator

Sixth Season at Duke
Duke, '00

After being away from Durham, N.C., for six years, Lauren Rice came back to her alma mater in 2006 and enters her sixth season on the Duke women's basketball staff as the video coordinator.

Rice is responsible for alumni relations, video exchange, film breakdown and the production of the team highlight videos. Additionally, Rice served as the camp director the last four years for the Duke Girls Basketball Camps.

Rice continues to spearhead the True Blue Golf Classic, now in its fourth year. All funds raised in the tournament go to support the Duke women's basketball program.

Rice, a 2000 graduate of Duke with a Bachelor of Arts degree in sociology and history, was a four-year letterwinner and member of Duke's first Final Four team in 1999 and first ACC Championship squad in 2000.

A letterwinner at Duke University from 1997-2000, Rice appeared in 126 contests and as a senior started 32 of 34 games, while averaging 9.6 points, 4.8 rebounds, 3.2 assists and 1.8 steals. She was named to the All-ACC Tournament first team in 2000 and to the ACC Honor Roll in 1998-99.

Prior to her arrival at Duke in 2006, Rice was an assistant coach at the University of South Alabama in 2000-01. Rice then entered the energy field where she served as an Energy Analyst for Prenova, Inc. from 2001-03. During that time, Rice stayed involved with basketball by officiating girl's and boy's junior and senior high basketball games in Atlanta. In 2003, she moved to Pittsburgh and worked as Team Leader for the Customer Relations Department at Strategic Energy. Rice was promoted to Customer Relations Manager in 2005 and served in that capacity until her return to Durham in 2006.

Originally from Peru, Ind., Rice resides in Durham, N.C.



Sarah Smoak

Director of Recruiting Operations

Fourth Season at Duke
Lynchburg College, '06

Sarah Smoak enters her fourth year with the Duke women's basketball program and her third as the Director of Marketing and Assistant Director of Basketball Operations.

Smoak's responsibilities include organization of recruiting communication, on-campus recruiting, scouting opponents, over-seeing the program's marketing efforts, directing summer camps and developing program relations within the Durham community.

A 2006 Lynchburg College graduate with a degree in exercise physiology, Smoak came to Duke after serving as an assistant coach at Peace College in 2007-08.

A native of Charlotte, N.C., Smoak was a four-year letterwinner at Lynchburg, where she earned ODAC Academic All-Conference honors in 2005-06 and was named to the ODAC Senior All-Star team. A team captain as a senior, she was also selected to the Director of Athletics Honor Roll.

No stranger to Duke, Smoak has served as a basketball camp instructor for the Blue Devils on six different occasions and also performed an internship with the men's basketball program in the summer of 2005, assisting with summer camp. Smoak also worked for Nike prior to joining the Peace College staff.



Kevin Lehman

Director of Basketball Relations

Third Season at Duke
Michigan State, '07

Kevin Lehman enters his third year on the Duke women's basketball staff and serves as the director of basketball relations for the Blue Devils.

His duties at Duke include assisting with on-campus recruiting, recruiting correspondence, team travel, special event functions and planning, game day operations, video editing and coordinating the scout team.

A Lancaster, Ohio native, Lehman comes to Duke after two years as the Director of Basketball Operations for the Eastern Michigan University Eagles. While in Ypsilanti, he was responsible for the program's operating budget, creating a bi-monthly newsletter for friends of the program, organizing all team travel arrangements and the team's end of season banquet.

Prior to his time at Eastern Michigan, Lehman worked as a student manager and assistant video coordinator for the Michigan State University women's basketball program under Head Coach Joanne P. McCallie, while earning his undergraduate degree.

In 2007, Lehman graduated from Michigan State with a Bachelor of Arts degree in journalism.

Lehman resides in Durham, N.C.



Lindy Brown

Associate Sports Information Director

13th Season at Duke
Western Carolina, '96

Lindy Brown enters his 13th year as a member of the Duke Sports Information Office after joining the department in November of 1999. He spent seven years as an assistant sports information director prior to being promoted to associate SID in the summer of 2006. Brown joined the Blue Devil family after serving as the sports information director/marketing and promotions coordinator at the University of South Carolina Aiken for three years.

A native of Raleigh, N.C., Brown serves as the primary contact for the women's basketball, women's soccer and women's golf teams. His 2001-02 women's basketball media guide placed second nationally in the College Sports Information Directors of America (CoSIDA) publications contest. The contest was for Division I institutions and received 102 entries. His 2006-07 women's basketball guide also placed fifth, while the 2007-08 guide was sixth and the 2008-09 guide was seventh in the CoSIDA contests.

A 1996 graduate from Western Carolina University in Cullowhee, N.C., Brown received a Bachelor of Science degree in sport management and worked in the sports information office during college. Prior to graduating, he performed a marketing and promotions internship for the Western Carolina baseball team.

Brown resides in Raleigh along with his wife, Christine, and their children, Jordan (8) and Olivia (4).



Summer McKeegan

Athletic Trainer

11th Season at Duke
Utah State, '98

Summer McKeegan joined the Duke staff in July of 2001 and serves as the associate athletic trainer. Her duties include working with the women's basketball and cheerleading programs while acting as the insurance coordinator.

McKeegan joined the Blue Devils after serving as a graduate athletic trainer at the University of Utah from 1998-2001. During her time at the University of Utah, she volunteered as the athletic trainer for the Women's Premier Soccer League. Prior to that, she was a volunteer student athletic trainer at United States Naval Academy for four months and a student athletic trainer at Utah State for four years.

Over the summer of 2010 and 2011, McKeegan served as the athletic trainer for USA Basketball U18 Women's National Team and U19 World Championship team. The U18 squad won the FIBA Americas gold medal and the U19 squad won the World Championship in Chile.

A native of Winston-Salem, N.C., McKeegan earned her bachelor's degree from Utah State in 1998 and her master's degree from the University of Utah in 2001. She has been a member of the National Athletic Trainer's Association since 1998 and the North Carolina Athletic Trainer's Association since 2001.



Jacki Silar

Associate Director of Athletics/ Senior Women's Administrator

33rd Season at Duke

High Point, '74

A 32-year veteran of the Duke Athletics Department, Jacki Silar has served as the associate director of athletics for sports programs and senior woman administrator since 1998. Previously, Silar was the assistant athletics director for sports programs/senior woman administrator and also served as the academic coordinator for several Blue Devil squads.

Silar has served the university on a variety of committees including the Harassment Grievance Board, Equity committee, President's Commission on the Status of Women and Campus Culture Initiative Steering Committee.

Silar served on many national committees, including the NCAA Division I Field Hockey Committee and most recently the NCAA Division I Women's Basketball Committee from 2005-2010 and held the role of Chair from 2008-2009.

On conference level Silar is a member of the ACC Women's Basketball, Student-Athlete Welfare Committee, Sportsmanship committee and Women's golf committee.

Since Silar was named the school's first senior woman administrator in 1995, Duke's women's teams have advanced to the NCAA Final Four in basketball, lacrosse, field hockey and tennis while the women's golf team captured the 1999, 2002, 2005, 2006 and 2007 NCAA Championships and women's tennis notched the title in 2009.

Silar served as Duke's assistant women's basketball coach for 12 seasons and head field hockey coach for 15 years, while twice earning ACC Coach of the Year and Regional Coach of the Year honors.

A native of Pottstown, Pa., Silar graduated from High Point College in 1974 and was a four-year member of the field hockey and basketball teams. She earned her master's degree in education from the University of North Carolina while serving as the Tar Heels' assistant field hockey coach.

Silar is a member of the National Association of Collegiate Women Athletic Administrators.



William Stephens

Associate Director/Head Basketball Strength & Conditioning Coordinator

14th Season at Duke

N.C. Central, '87

Associate Director of Strength & Conditioning William Stephens is in his 14th season with the Duke Athletics program. He is the Head Strength & Conditioning Coordinator for men's and women's basketball.

The 46-year-old is a native of Whiteville, N.C., and a 1987 graduate of N.C. Central University with a degree in criminal justice. He is an accomplished weight-lifter, as he was a three-time state power lifting champion from 1991 to 1993. He also held the state record in the deadlift (661 lbs.) and was a gold medal winner at the World Championships for Law Enforcement in 1994.

A member of the National Strength and Conditioning Association, Stephens has been a certified strength and conditioning specialist (CSCS) since 1996.

Stephens, along with his wife Nancy and son P.J. (14), resides in Durham.



Heather Ryan

Executive Director of Academic Support

Seventh Season at Duke

Indiana, '97

Heather Ryan was promoted to the position of Executive Director of Academic Support over the summer of 2011 after serving as the Director of Academic Support and an Academic Coordinator since arriving at Duke in 2005. She joined the Duke staff after serving as the Director of Academic Services in the athletic department at Tulane.

Ryan works with Duke's women's basketball and football programs and coordinates day-to-day support activities in the Johnson-Campbell Academic Support Center.

A native of Goodland, Ind., Ryan received a degree in Sports Marketing and Management in 1997 from Indiana and then obtained a master's degree in College Student Personnel with an emphasis in Counseling and Development from Purdue University in 2002.



2011-12 Managers

From Left to Right (back row): Lauren Childress, Morgan Oliver, Jake Friedman, Lizete Dos Santos, Alex Harris; (front row): Jessica David, Taylor Glymph, Risa Isard, Crystal Terry; Not Pictured - Zach Freeman



Jeff Au
Band Director



Lee Aldridge
Associate Director of
Operations, GoDuke.com



Sheila Allen
Director of Ticket Operations



Jeremy Anderson
Game Operations Assistant



Jeff Bytomski
Team Physician



Ryan Cakerice
Asst. Director of Intercollegiate
Athletics Facilities



Andrew Carey
Game Operations Assistant



Michael Cappetto
Athletics Multimedia
Coordinator



Pete Heim
Assistant Ticket Manager



Laurie Hyland
Systems Administrator



Kathy Kwarciak
Athletics Department
Travel Coordinator



Chad Lampman
Director of Video Services



David McClain
Head Equipment Manager



Kerry Mullenix
Director of Athletic
Rehabilitation



Whitney Neil
Assistant Director of Marketing
& Promotions



Michael Ryan
Director of Intercollegiate
Athletics Facilities



Alayne Rusnak
Cheerleading Coach



Chris Ryder
Game Operations Assistant



Debbie Squire
Team Physician



Alison Toth
Team Orthopaedic Surgeon



Bob Weisman
Game Operations Manager



Jordan Whitley
Game Operations Assistant



Kevin M. White

Vice President & Director of Athletics
Adjunct Professor of Business Administration
St. Joseph's College, '72

Kevin M. White was named Duke University's vice president and director of athletics on May 31, 2008. He also serves as an adjunct professor of business administration at the university.

White, 60, joined the Duke family after leading Notre Dame's athletics program to success both on the playing fields and in the classroom from 2000-08. He also has held a number of prominent national leadership roles within intercollegiate athletics, including his service in 2006-07 as president of the National Association of Collegiate Directors of Athletics (NACDA) and in 2005-06 as president of the Division I-A Athletic Directors Association.

Guided by the Strategic Plan that was approved by Duke's Board of Trustees in April of 2008, White made an immediate impact on Duke Athletics. In addition to leading the department to unprecedented success in competition, he reshaped the organization into a more efficient and modern department; strengthened ties to both campus and community constituents through consistent outreach efforts; successfully oversaw Duke's fundraising efforts during an economic downturn; completed partnerships with major corporate entities to enhance revenue streams; commissioned a master facilities plan to position Duke well into the 21st Century; and emphasized a stronger commitment to the university's intramural, club and recreational sports programs.

Since White's arrival, Duke has captured three NCAA Championships – women's tennis in 2009, men's basketball in 2010 and men's lacrosse in 2010 – and nine ACC titles (three in 2011). On the strength of 14 teams participating in NCAA Championship competition and robust finishes in several sports, Duke ranked fifth in the 2011 Learfield Sports Directors' Cup standings, which determine an institution's all-around strength in intercollegiate athletics. The fifth-place finish matched Duke's best in the rankings and its 1171.50 points earned were the most in program history. The fifth-place showing marked the eighth consecutive year that Duke has ended among the nation's top 20 programs. In White's three years at Duke, the Blue Devils placed 17th (2009), 10th (2010) and fifth (2011) in the Directors' Cup standings. Twenty-three Blue Devil teams ranked among the nation's top 10 teams during the past three seasons with six – men's basketball (2009, 2010, 2011), men's lacrosse (2010) and women's tennis (2009, 2010) – reaching No. 1. In all, 42 Duke teams advanced to NCAA postseason competition the last three seasons.

Individually, 89 student-athletes earned All-America, 159 All-ACC and 103 All-Region or District honors the past three years. During White's tenure, Duke boasts seven NCAA individual champions in Juliet Boltorff (outdoor track and field 10k in 2011), Mallory Cecil (women's tennis in 2009), Abby Johnston (three-meter diving in 2011), Nick McCrory (platform diving in 2010 and 2011), and Becca Ward (women's fencing, saber in 2009 and 2011). In 2011, Duke celebrated four individual NCAA and 11 individual ACC titles.

Academically, Duke teams continued strong performances under White. In the 2011 spring semester, 25 of 26 Blue Devil varsity teams earned grade point averages of 3.0 or better after 24 of 26 teams achieved the same during the fall of 2010.

In two key elements in tracking a department's academic success, Duke ranked among the nation's best again. Duke posted a 97% Graduation Success Rate (GSR) and 14 teams achieved a 100% GSR. Fifteen Blue Devil teams were ranked in the top 10% of their respective sport in the most recent Academic Performance Rate (APR) Report, including the men's basketball team that was only one of four national champions from the 2009-10 season included on the list. Duke was one of only three football programs in the ACC to qualify for this recognition and the 95 percent rate posted by the Blue Devils was the second-highest among FBS teams in the nation.

Individually in 2011, senior Dorian Cohen (men's fencing) received an NCAA Postgraduate Scholarship (one of 26 awarded nationally), while Allie Speidel (women's swimming and diving) was awarded one of 31 Marshall Scholarships in the United States. Three Duke student-athletes were selected CoSIDA Academic All-America,

while 16 others received National Scholar-Athlete or Scholar All-America accolades. During the 2010 fall semester, 469 student-athletes posted a 3.0 grade point average or better. That number was 462 during the 2011 spring semester. In White's three-year tenure, former women's tennis player Parker Goyer won a Rhodes Scholarship (2009), while track athlete Sally Liu (2009) and Speidel (2011) earned prestigious Marshall Scholarships.

Under White, Duke has continued its focus on outreach to the local community. Modeling the NCAA CHAMPS/Life Skills program's commitment to service, learning projects and outreach, close to 500 Duke student-athletes across the department participated in a combined effort of more than 2,000 community service hours (an increase of nearly 600 hours based on activities and events coordinated through and reported to Student-Athlete Development during the 2010-11 year).

White's commitment to the overall mission of the university remains clear. In May 2011, Duke Athletics announced that a portion of ticket sales from Blue Devil regular season home sporting events will be directed to the Duke University Libraries. Per White's vision, the Duke Athletics Library Fund will generate significant unrestricted revenue for the Duke University Libraries to support teaching and research across the institution.

In 2010-11, nine facility projects were completed, impacting most of Duke's 26 varsity sports. By August 2011, the new Duke Multi-Purpose Fieldhouse, an 80,000 square-foot facility that will house a 120-yard playing surface for the school's football program and other on-campus recreational activities, will be completed.

White, who holds a Ph.D. in education, has taught graduate-level classes since 1982 and currently teaches a sports business course in Duke's Fuqua School of Business as part of Duke's MBA program.

In August 2003, SI.com (the Sports Illustrated web site) listed White, then at Notre Dame, third in its rankings of the most powerful people in college football. In January 2004, The Sporting News listed him in its Power 100 as third among five names in the "front office" category (and the lone college athletics director among the 100).

White previously served on numerous NCAA committees, including being an ex-officio member of the NCAA Committee on Academic Performance and a member of its Penalty and Rewards subcommittee. For several years, he was a representative with the football Bowl Championship Series. Additionally, White was part of the NCAA Coalition on Intercollegiate Athletics (COIA) that dealt with academics, fiscal reform and student-athlete well-being. Currently, he is the secretary of NCAA Football, a non-profit corporation that acts as the "collective voice to promote college football," and serves on the Black Coaches and Administrators Board of Directors.

Given his background and success, it is not surprising that 20 current or former directors of athletics were mentored by White. That impressive list includes Jim Sterk of Washington State and San Diego State, Tom Boeh of Ohio University and Fresno State, Ian McCaw of Northeastern, Massachusetts and Baylor, Bruce Van De Velde of Utah State, Iowa State and Louisiana Tech, Herman Frazier previously of Hawaii, Rudy Keeling formerly of Emerson and now commissioner of the Eastern College Athletic Conference (ECAC), Scott Devine of St. Mary's College (Md.), Tom Collins of Ball State, Tim Van Alstine of Western Illinois, Mark Wilson of Tennessee Tech, Bubba Cunningham of Ball State and Tulsa, Sandy Barbour (who followed him at Tulane) of California-Berkeley, Jim Phillips of Northern Illinois and Northwestern, Bernard Muir of Georgetown and Delaware, Sandy Hatfield Clubb of Drake, Vic Cegles of Long Beach State, Norwood Teague of Virginia Commonwealth, Bob Bierie previously of Loras College, Greg Capell previously of Loras College, and Boo Corrigan of Army.

Prior to joining Notre Dame in 2000, White served as athletic director at Arizona State University, Tulane University, the University of Maine and Loras College in Iowa, where he originated the National Catholic Basketball Tournament.

Before becoming an administrator, White served as head track and field coach at Southeast Missouri State (1981-82) and assistant cross country and track and field coach at Central Michigan (1976-80). He began his coaching career at Gulf High School in New Port Richey, Fla., coaching cross country and track and assisting in football and wrestling.

White earned his Ph.D. from Southern Illinois University in 1983 with an emphasis on higher education administration. In 1985, he completed postdoctoral work at Harvard University's Institute for Educational Management. He earned his master's degree in athletics administration from Central Michigan University in 1976 and his bachelor's degree in business administration in 1972 from St. Joseph's College in Rensselaer, Ind., where he also competed as a sprinter.

White and his wife, Jane, a former college track and field coach, have five children and nine grandchildren.



Dr. Chris Kennedy
Deputy Director of Athletics



Stan Wilcox
Deputy Director of Athletics



Tom Coffman
Senior Associate Director of Athletics/Development & Planning



Mike Cragg
Senior Associate Director of Athletics/Facilities



Brad Berndt
Associate Director of Athletics/Student Services



Cindy Hartmann
Associate Director of Athletics/Compliance



Gerald Harrison
Associate Director of Athletics/Human Resources



Jon Jackson
Associate Director of Athletics/Media Relations & Public Affairs



Nina King
Associate Director of Athletics/Chief of Staff



Mitch Moser
Associate Director of Athletics/Chief Financial Officer



Jacki Silar
Associate Director of Athletics/Senior Women's Administrator



Mike Sobb
Associate Director of Athletics/External Affairs



Leslie Barnes
Assistant Director of Athletics/Student-Athlete Welfare



Art Chase
Assistant Director of Athletics/Sports Information



Todd Mesibov
Assistant Director of Athletics/Compliance



Gina Rosser
Assistant Director of Athletics/Business Operations



Tony Sales
Assistant Director of Athletics/Football



Jack Winters
Assistant Director of Athletics/Iron Dukes



James Coleman
Chairman,
Duke Athletic Council



Martha Putallaz
Faculty Athletic Representative

Duke All-Time Directors' Cup Finishes			
Year	Finish	Points	ACC Finish
1993-94	26th	451.5	4th
1994-95	21st	423.5	3rd
1995-96	39th	409.5	6th
1996-97	23rd	506.5	3rd
1997-98	28th	290.0	3rd
1998-99	7th	510.0	1st
1999-00	24th	566.0	3rd
2000-01	16th	722.0	2nd
2001-02	30th	600.0	4th
2002-03	21st	643.0	3rd
2003-04	18th	706.5	2nd
2004-05	5th	1,021.25	1st
2005-06	8th	851.25	2nd
2006-07	11th	988.25	2nd
2007-08	19th	821.0	4th
2008-09	17th	891.80	4th
2009-10	10th	982.75	4th
2010-11	5th	1171.50	1st

2010-11 Season Review

Season Notes	56-58
Season Awards.....	58
Results.....	59
Final Statistics	60
Miscellaneous Stats.....	61
Box Scores	62-67

Duke Concludes Stellar Season in Elite Eight...

The 2010-11 edition of the Duke women's basketball team had its season come to a close in the NCAA Tournament Elite Eight with a 75-40 loss to top-ranked and No. 1 seeded Connecticut at the Philadelphia Regional in Philadelphia, Pa.

The Blue Devils had a stellar season as they registered a 32-4 overall record, won the ACC Championship and had a share of the ACC regular season title in Head Coach **Joanne P. McCallie's** fourth season at Duke.

Noting Duke...

The 32 victories during the 2010-11 season is tied for second-most in school history (35 in 2002-03) ... Duke totaled 10 wins against ranked foes, including four against top 10 teams ... the 10 wins against ranked opponents was the most in a single season under Head Coach **Joanne P. McCallie** ... Duke had a season-best six straight games scoring 70 or more points ... senior **Jasmine Thomas** concluded her career starting 96 straight games ... as a team, Duke took 41 charges ... Duke was ranked by the Associated Press for 223 straight weeks, which dates back to the 1999-2000 season ... the Blue Devils were listed in the ESPN/USA Today Coaches poll for 271 consecutive weeks - dating back to the 1997-98 campaign.

School Records Broken/Tied...**Team:**

Most consecutive home wins in a season, 17, in 2010-11 - previous record was 15 in 1998-99

Most consecutive home wins, 25, covering the last two seasons

Most three-pointers attempted, 581 (36 games), in 2010-11

Individual:

Jasmine Thomas broke her own record of most minutes played in a season, 1,172- her previous record was 1,168 in 2010-11.

Storylines/Other Blue Devil Notes...

- With her 66 steals on the season, freshman **Chelsea Gray** ranked third on Duke's single-season freshman steals chart.

- **Jasmine Thomas** finished tied for fourth on Duke's all-time games started chart along with **Mistie Bass** with 120.

- **Karima Christmas** tied for ninth with her 163 free throw attempts last season.

- Duke advanced to the NCAA Regionals for the 13th time out of the last 14 years.

- The Blue Devils were one of only two teams in the 2011 NCAA Tournament field which featured all members of its squad averaging double-figure minutes -- South Dakota State.

Trio of Blue Devils Selected in 2011 WNBA Draft ...

Jasmine Thomas was selected in the first round with the 12th overall pick to the Seattle Storm, while **Karima Christmas** was taken in the second round with the 23rd pick to the Washington Mystics and **Krystal Thomas** was taken with the 36th selection to the Seattle Storm in the third round. It marked the second time in school history the Blue Devils registered three players taken in the WNBA Draft and brought Duke's number to a total of 17 players selected in the WNBA Draft in school history.

Jasmine Thomas Totals Fantastic Season...

In 2010-11, Duke senior **Jasmine Thomas** had one of the best all-around seasons in school history and became ranked in several season records. She ranked second in most field goals attempted with 513, fifth in three pointers attempted with 166 and tied for fourth with 85 steals.

30 Wins for Duke...

With its victory against UT Martin, Duke registered its ninth 30-win season in school history. All of those nine 30-win seasons have come over the past 11 years.

Over the last 11 seasons, Connecticut has 10 30-win seasons, while Tennessee and Duke have nine. Other teams with five or more 30-win seasons the last 11 years are Stanford (6) and LSU (5).

Blue Devil Head Coach **Joanne P. McCallie** has three 30-win seasons in her 19-year coaching career as she led Michigan State to 33 wins in 2004-05 when the Spartans advanced to the national championship game and the past two years at Duke.

Freshmen Scorers...

With freshmen **Haley Peters** and **Chelsea Gray** registering double-digit scoring in each of their first two NCAA Tournament games, they became only the eighth and ninth freshmen in school history to produce 10+ points in their first two career tournament games.

Other Blue Devils to do so were **Jasmine Thomas** (2007-08), **Jessica Foley** (2002-03), **Monique Currie** (2001-02), **Alana Beard** (2000-01), **Rometra Craig** (2000-01), **Payton Black** (1995-96) and **Sue Harnett** (1986-87).

Gray also notched double-digits against DePaul joining only **Alana Beard** as Duke players to notch 10+ points in her first three NCAA Tournament games. In fact, **Beard** scored double-figures in her first 13 NCAA Tournament contests.

Duke As a No. 2 Seed...

The Blue Devils were a No. 2 seed for the fifth time in school history. Duke owns an all-time record of 14-4 when seeded No. 2. The Blue Devils previously earned No. 2 seeds in the 1998, 2000, 2005 and 2010 tournaments. **Joanne P. McCallie** led a team to a No. 2 seed for the second time in her coaching career.

All-ACC Academic Honors...

At the Atlantic Coast Conference (ACC) Tournament, five Duke women's basketball student-athletes were named to the All-ACC Academic team, while senior **Jasmine Thomas** was presented the Kay Yow Award as the Women's Basketball Scholar-Athlete of the Year award for the second straight season.

Thomas along with **Haley Peters**, **Kathleen Scheer**, **Shay Selby** and **Allison Vernerey** earned All-ACC Academic team honors. With five selections, Duke led all ACC schools for the third straight year.

Against Ranked Opponents...

The Blue Devils posted an 8-4 record against ranked opponents. On the year, the Blue Devils defeated third-ranked Ohio State, 13th-ranked Florida State, 18th-ranked North Carolina, 19th-ranked Georgia Tech, 21st-ranked LSU, 21st-ranked Virginia, 25th-ranked Miami and 25th-ranked James Madison, while falling to second-ranked Stanford, 16th-ranked Texas A&M, No. 14 Baylor and No. 1 Connecticut.

Junior **Jasmine Thomas** was on fire against ranked opponents as she averaged 18.3 points, 4.7 rebounds, 3.2 assists and 2.3 steals. **Thomas** notched 26 points and nine rebounds against 16th-ranked Texas A&M, while totaling 29 points, two assists and two steals against third-ranked Ohio State. She had 14 points against Stanford and notched a double-double against James Madison with 13 points and 11 rebounds. At Miami, she scored 15 of her 16 points in the second half and was huge down the stretch. **Thomas** had 17 points, four assists and three rebounds against UConn, while collecting 23 points, four rebounds and four steals against 13th-ranked Florida State. She totaled five games of 20+ points out of 12 contests against ranked opponents.

Gatorade Players of the Year...

Duke lead the nation with eight different Gatorade Players of the Year on the roster -- **Jasmine Thomas** (Virginia - 2007), **Krystal Thomas** (Florida - 2007), **Kathleen Scheer** (Missouri - 2008), **Shay Selby** (Ohio - 2008), **Chelsea Gray** (California - 2010), **Richa Jackson** (Oklahoma - 2010), **Tricia Liston** (Illinois - 2010) and **Haley Peters** (Pennsylvania - 2010).

Other top teams were -- Stanford (7), Tennessee (6), Ohio State (5), Connecticut (5), Baylor (4), Maryland (4) and North Carolina (4).

Coach P Nets Another First...

Blue Devil Head Coach **Joanne P. McCallie** captured her seventh conference championship over her 19-year career as a head coach when Duke won the ACC Championship on March 6. She won the North Atlantic Championship in 1995 and 1996, won the America East Championship in 1997 and 1998, the Big Ten

Championships in 2005 and the ACC Championship in 2010 and 2011.

She became the first Division I coach to notch conference championships in four different conferences. Coach P also became the first Division I coach to be named a conference coach of the year in four different conferences in 2010.

10 ACC Wins Once More...

With the ACC victory against Virginia Tech on Feb. 20, Duke earned its 10th ACC win of the season, which gave the Blue Devils 10 or more league wins for the 13th straight year. The streak is the longest in the ACC with the next being North Carolina with eight, but that streak ended in 2009-10.

All-ACC Honors...

Duke senior **Jasmine Thomas** was named to the All-ACC First Team as well as the All-ACC Defensive Team. With Thomas being named to the first team, Duke has now registered at least one member on the All-ACC first team in 12 out of the last 13 years. The defensive honor for Thomas marks the third straight season Duke has registered at least one member on the All-ACC Defensive Team. The Blue Devils have also notched at least one member on the squad in 10 of the 11 years the team has been selected.

Senior **Krystal Thomas** earned All-ACC Third Team honors, while **Chelsea Gray** was named to the All-ACC Freshman Team and garnered honorable mention All-ACC recognition. Gray's honor marks the second straight year a Blue Devil freshman has been named to the All-ACC Freshman Team. Duke has registered a total of 17 different players named to the All-ACC Freshman Team since 1992-93.

20-0 Starts...

Duke jumped out to an 20-0 start for the fourth time in school history -- 2006-07 (30-0), 2005-06 (20-0), 2002-03 (20-0) -- and for the third time the Blue Devils lost in the 21st game. The Blue Devils advanced to the NCAA Sweet 16 in 2007 and the NCAA Final Four in 2006 and 2003.

In the three 20-0 starts, the Blue Devils fell in the 21st game to second-ranked Connecticut in 2002-03, 77-65, third-ranked North Carolina in 2005-06, 74-70, and at second-ranked Connecticut, 87-51, in 2010-11.

Coach P Nets 100 Wins...

Head Coach **Joanne P. McCallie** reached 100 wins in her four years at Duke with a 69-32 victory over Georgia Tech on Jan. 21. She became the third-quickest coach to reach the mark in terms of games played.

McCallie accomplished the mark in 122 games, which is only behind Leon Barmore from Louisiana Tech (110) and Bill Sheahan Mount St. Mary's (117). Her 122 games is tied with Kay Yow of N.C. State.

ACC Regular Season Title Once Again...

With its 66-58 win in the regular season finale versus North Carolina, Duke claimed a share of the ACC regular season title for the second straight year and the 10th overall title in school history.

The title was the second under the direction of Head Coach **Joanne P. McCallie**. Duke has registered ACC regular season titles in 2010-11, 2009-10, 2006-07, 2004-05, 2003-04, 2002-03, 2001-02, 2000-01, 1998-99 and 1997-98.

Coach P has collected eight conference regular season titles over her career -- two at Duke (2010-11, 2009-10), five at Maine (1993-94, 1994-95, 1995-96, 1996-97, 1998-99) and one at Michigan State (2004-05).

Moving Up the Top 10 Lists...

Duke quietly moved up the school single season team records charts for three-point field goals, three-point field goals attempted, rebounds and steals.

The Blue Devils nailed 199 three-pointers on the season, which ranked tied for third -- 213 (1998-99) and 212 (2005-06), 199 (2001-02) and (2010-11).

In three-point field goals attempted, Duke's 581 ranked first-- 581 (2010-11), 574 (2002-03) and 563 (2010-11).

Duke pulled down 1,513 rebounds to rank fourth-- 1563 (2004-05), 1555 (2009-10), 1532 (2005-06) and 1513 (2010-11).

The Blue Devils ranked third with 447 steals -- 480 (2009-10), 462 (2002-03) and 447 (2010-11).

Christmas Nets 1,000 Points...

Karima Christmas scored 39 points in the ACC Tournament to become the 27th player in Duke history to reach 1,000 career points. She finished her career with 1,052 points and went over the mark on March 6 in the ACC Championship game with her 13 points.

Senior Production...

In 36 games, Duke's trio of seniors -- **Karima Christmas**, **Jasmine Thomas** and **Krystal Thomas** -- played huge for the Blue Devils and was a big part of leading Duke to a 32-4 mark. All three seniors combined to score 45.7 percent of Duke's points on the year.

The class ranked as one of the most productive senior classes in school history (percentage of scoring).

57.7	1998-99	Class - Michele VanGorp, Nicole Erickson, Payton Black, Hilary Howard, Naz Medhanie, Takisha Jones
49.9	1989-90	Class - Katie Meier, Marcy Peterson, Leigh Morgan
48.6	1991-92	Class - Celeste Lavoie, Robin Baker, Monica Kost, Pam McFarland
45.7	2010-11	Class - Karima Christmas, Jasmine Thomas, Krystal Thomas
45.5	2003-04	Class - Alana Beard, Iciss Tillis, Vicki Krapohl

Freshmen Scoring...

Duke boasted four freshmen who scored 100 points each -- **Chelsea Gray** (297), **Haley Peters** (225), **Tricia Liston** (177) and **Chloe Wells** (127). With four freshmen notching over 100 points, it marked a first in the Blue Devil record book.

Thomas Nets Honors...

Duke senior **Jasmine Thomas** was named a Capital One Academic All-America, becoming the first two-time Academic All-America selection in Blue Devil hoops history. She was a sociology major with a 3.42 grade-point average.

Thomas was named one of five recipients of the Weaver-James-Corrigan Honorary Award. These award winners will be recognized for their outstanding academic and athletic performance and all intend to compete at the professional level.

Blue Devils Net Cameron School Records...

Duke notched a 17-0 record at home in Cameron Indoor Stadium.

The Blue Devils have won an amazing 15 straight games in Cameron during NCAA action.

Since Head Coach **Joanne P. McCallie** took over at Duke in 2007-08, she has guided the Blue Devils to a 57-4 overall record in Cameron Indoor Stadium. During that stretch, the Blue Devils posted a 14-0 mark in 2008-09 and a 17-0 record in 2010-11, which were only the second and third undefeated home seasons in school history.

Duke is currently riding a school-record 25-game winning streak in Cameron and has won 48 out of the last 49 games at home.

In Cameron Indoor Stadium, Duke has won 57 out of the last 61 contests, 71 out of the last 75 and 152 out of the last 162 games since 2000-01.

Duke's current 25-game winning streak in Cameron Indoor Stadium ranks as the best in school history. The other top streaks are -- 25 (2009-10 through current); 24 (2005-06 through 2007-08; 2007-08 through 2009-10); 21 (2001-02 through 2002-03), 20 (2003-04 through 2004-05) and 16 (1998-99 through 1999-2000).

Tough Schedule...

Duke faced one of the toughest schedules in the nation, which helped the Blue Devils in the NCAA Tournament. In the RealTimeRPI.com strength of schedule rankings, Duke was listed No. 2.

The Blue Devils faced only two non-conference teams that notched a losing record last season (Pittsburgh and Western Kentucky).

Thomas Hits Milestone...

Duke senior **Jasmine Thomas** became just the fourth Blue Devil to notch

over 1,300 points, 400 rebounds, 400 assists, 200 steals and 50 blocked shots on Feb. 7 at North Carolina.

Thomas notched 1,687 points, 466 rebounds, 445 assists, 284 steals and 64 blocks. Other Blue Devils to total this were Alana Beard, Monique Currie and Katie Meier.

Top-Rated Recruiting Class Arrives...

Duke Head Coach **Joanne P. McCallie** welcomed the No. 1 ranked class in the country to the court in 2010-11 - **Haley Peters** of Red Bank, N.J., **Chelsea Gray** of Stockton, Calif., **Tricia Liston** of River Forest, Ill., **Richa Jackson** of Midwest City, Okla., and **Chloe Wells** of Colton, Calif.

The five-member group was ranked No. 1 nationally by ESPN HoopGurlz in the class rankings and was the best recruiting class in Duke's school history with four student-athletes in the top 33 of the ESPN HoopGurlz rankings, including No. 4 Gray and No. 6 Jackson.

Creating Turnovers...

Duke's defense forced 21.3 turnovers a contest during the 2010-11 season, which is the sixth-highest per game average in school history.

Turnovers Forced Per Game Since 2000-01

2009-10: 22.6	2004-05: 18.5
2008-09: 22.8	2003-04: 20.8
2007-08: 21.6	2002-03: 21.5
2006-07: 20.2	2001-02: 19.7
2005-06: 21.2	2000-01: 22.2

The Blue Devils scored 779 points off turnovers, which was 30.7 percent of Duke's points scored on the year. In 2009-10, the Blue Devils scored 35.0 percent of their points off turnovers. Here are the listing of the percentage off points off turnovers Duke has scored the last number of years -- 2008-09 (31.2), 2007-08 (32.1) and 2006-07 (30.3).

Slow Start...

Duke registered slow starts to open 15 of the 36 games during the 2010-11 season, but most of these came earlier in the season. The Blue Devils eventually got things going strong and were 32-4 on the year.

Game	Trailed	Time (1st Half)
DePaul	8-11	15:26
Marist	11-19	10:24
North Carolina	3-9	16:56
Boston College	11-13	13:12
Miami	5-7	16:32
Connecticut	23-2	8:59
N.C. State	20-7	8:24
Georgia Tech	3-6	14:32
Maryland	15-25	8:43
Texas A&M	12-22	9:04
Wisconsin	10-8	11:56
James Madison	10-6	16:30
Charlotte	22-7	10:55
Pittsburgh	10-8	16:04
Auburn	11-7	15:26
USC	5-4	17:55
BYU	8-0	17:30

McCallie Signs Another Top Class...

Duke University women's basketball Head Coach **Joanne P. McCallie** announced the signing of **Amber Henson** of Tampa, Fla., **Ka'lia Johnson** of Chester, Va., and **Elizabeth Williams** of Virginia Beach, Va., to national letters of intent to attend Duke in the fall of 2011 and play basketball.

The three-member group was ranked No. 1 nationally by Blue Star Report and the Girls Basketball Report, while being tabbed No. 3 by ESPN HoopGurlz. It

marks the second straight year the Blue Devils' class has been listed No. 1 by at least one recruiting service. Williams is rated as the No. 1 post player in the class and either the No. 1 or No. 2 overall player in different listings.

2010-11 Honors

Karima Christmas

- Philadelphia Regional All-Tournament Team
- All-ACC Tournament First Team

Chelsea Gray

- All-ACC Tournament Second Team
- All-ACC Freshman Team
- All-ACC Honorable Mention
- ACC Rookie of the Week (Dec. 13)
- Preseason ACC Newcomer to Watch

Richa Jackson

- Preseason ACC Newcomer to Watch

Haley Peters

- All-ACC Academic Team

Kathleen Scheer

- All-ACC Academic Team

Shay Selby

- All-ACC Academic Team

Jasmine Thomas

- Associated Press & FCP Second Team All-America
- Lowe's Senior Class Award 2nd Team All-America
- Philadelphia Regional All-Tournament Team
- State Farm Region II All-America
- Nancy Lieberman & John R. Wooden Award Finalist
- ACC Tournament MVP
- Full Court Press ACC Player of the Year
- Kay Yow Scholar-Athlete of the Year
- All-ACC Academic Team & All-ACC Defensive Team
- All-ACC First Team
- Capital One Academic All-America - 2nd Team
- Capital One Academic All-District III
- Lowe's Senior Class Award Finalist
- ACC Player of the Week - Jan. 10
- Preseason First Team All-America by *Athlon Magazine* and *The Sporting News*
- Preseason All-ACC
- Preseason Naismith, John R. Wooden and State Farm Wade Trophy Candidate
- Preseason ESPN.com Second Team All-America
- Preseason - One of top five point guards by ESPN.com

Krystal Thomas

- Full Court Press ACC Defensive Player of the Year
- All-ACC Third Team

Allison Vernerey

- All-ACC Academic Team
- Capital One Academic All-District III

RECORD:	OVERALL	HOME	AWAY	NEUTRAL
ALL GAMES	32-4	17-0	11-3	4-1
CONFERENCE	12-2	7-0	5-2	0-0
NON-CONFERENCE	20-2	10-0	6-1	4-1

DATE	TIME	OPPONENT	SCORE	ATTEND	HIGH POINTS	HIGH REBOUNDS
11-13-10	7:05 PM	BRIGHAM YOUNG	W 69-54	4162	(20) Karima Christmas	(11) Jasmine Thomas
11-15-10	7:05 PM	SOUTHERN CALIFORNIA	W 75-50	4030	(14) Jasmine Thomas	(13) Haley Peters
11-18-10	7:00 PM	at Auburn	W 75-62	3188	(16) Jasmine Thomas	(7) Krystal Thomas
11-21-10	2:05 PM	WESTERN KENTUCKY	W 82-55	4682	(17) Haley Peters	(7) Krystal Thomas (7) Richa Jackson
11-24-10	7:00 PM	at Pittsburgh	W 93-55	2720	(16) Jasmine Thomas	(7) Richa Jackson
11-27-10	5:00 PM	at Charlotte	W 61-55	2033	(19) Jasmine Thomas	(14) Krystal Thomas
11-30-10	7:00 PM	at James Madison	W 75-58	3319	(15) Chelsea Gray	(13) Krystal Thomas
12-2-10	7:30 PM	at Wisconsin	W 59-51	4298	(14) Jasmine Thomas	(7) Krystal Thomas (7) Jasmine Thomas
12-6-10	7:03 PM	^#7/7 TEXAS A&M	W 61-58	6114	(18) Jasmine Thomas	(11) Karima Christmas
12-9-10	7:05 PM	ALBANY	W 83-48	3542	(15) Chelsea Gray (15) Tricia Liston	(5) Kathleen Scheer
12-12-10	1:00 PM	at Oklahoma State	W 73-45	3189	(16) Karima Christmas	(9) Krystal Thomas
12-21-10	7:05 PM	#4/4 XAVIER	W 46-45	5649	(16) Jasmine Thomas	(8) Krystal Thomas
12-30-10	7:05 PM	TEMPLE	W 71-64	5103	(20) Karima Christmas	(8) Karima Christmas
1-4-11	7:02 PM	#10/10 KENTUCKY	W 54-48	5314	(24) Jasmine Thomas	(10) Allison Vernerey
1-6-11	7:05 PM	*#14/15 MARYLAND	W 71-64	5214	(22) Jasmine Thomas	(10) Krystal Thomas
1-14-11	6:30 PM	*at #21/15 Florida State	W 87-70	2883	(22) Jasmine Thomas	(9) Jasmine Thomas
1-16-11	2:00 PM	*at Virginia Tech	W 57-43	2287	(15) Allison Vernerey	(8) Karima Christmas
1-21-11	6:30 PM	*GEORGIA TECH	W 69-32	6744	(11) Krystal Thomas	(10) Krystal Thomas
1-23-11	5:00 PM	*at NC State	W 65-64	5134	(14) Jasmine Thomas	(7) Krystal Thomas
1-26-11	7:05 PM	*CLEMSON	W 92-37	4646	(14) Jasmine Thomas	(11) Krystal Thomas
1-31-11	7:00 PM	at #2/2 Connecticut	51-87 L	10031	(13) Jasmine Thomas	(7) Karima Christmas
2-3-11	7:05 PM	*#18/21 MIAMI	W 82-58	5189	(15) Haley Peters	(9) Krystal Thomas (9) Richa Jackson
2-7-11	7:00 PM	*at #13/12 North Carolina	60-62 L	3972	(20) Chelsea Gray	(11) Krystal Thomas
2-11-11	8:30 PM	*at Wake Forest	W 82-39	2162	(17) Jasmine Thomas	(12) Krystal Thomas
2-13-11	2:05 PM	*BOSTON COLLEGE	W 66-53	5654	(16) Krystal Thomas	(11) Karima Christmas
2-17-11	7:30 PM	*at #16/17 Maryland	47-69 L	10031	(12) Allison Vernerey (12) Jasmine Thomas	(9) Karima Christmas
2-20-11	12:05 PM	*VIRGINIA TECH	W 90-40	5347	(27) Jasmine Thomas	(17) Krystal Thomas
2-24-11	7:00 PM	*at Virginia	W 71-48	3402	(18) Jasmine Thomas	(16) Krystal Thomas
2-27-11	5:08 PM	*#13/16 UNC	W 66-58	9314	(17) Jasmine Thomas	(13) Krystal Thomas
3-4-11	3:00 PM	%vs Wake Forest	W 79-50	4273	(15) Richa Jackson	(6) Karima Christmas (6) Haley Peters
3-5-11	1:00 PM	%vs Georgia Tech	W 74-66	9287	(20) Karima Christmas	(6) Karima Christmas
3-6-11	1:00 PM	%vs #19/19 North Carolina	W 81-66	9890	(21) Jasmine Thomas	(9) Karima Christmas
3-19-11	1:45 PM	&UT MARTIN	W 90-45	4319	(18) Jasmine Thomas	(7) Richa Jackson (7) Karima Christmas
3-21-11	7:15 PM	/17 MARIST	W 71-66	3644	(17) Jasmine Thomas	(8) Krystal Thomas
3-27-11	2:32 PM	\$vs #10/12 DePaul	W 70-63	5734	(23) Karima Christmas	(9) Karima Christmas
3-29-11	7:05 PM	\$vs #1/1 Connecticut	40-75 L	4319	(17) Jasmine Thomas	(6) Jasmine Thomas

BOLD/CAPS DENOTES HOME GAME

* = Conference game

^ = Jimmy V Classic in Durham, N.C.

% = ACC Tournament in Greensboro, N.C.

& = NCAA Tournament First & Second rounds in Durham, N.C.

\$ = NCAA Tournament Regionals in Philadelphia, Pa.

ATTENDANCE SUMMARY

	GAMES	TOTALS	AVG/GAME
HOME	17	88667	5216
AWAY	14	58649	4189
NEUTRAL	5	33503	6701
TOTAL	36	180819	5023

Overall Statistics

Record: 32-4 Home: 17-0 Away: 11-3 Neutral: 4-1

##	Player	GP	GS	TOTAL			3-PTS			FT	A	Pct	REBOUNDS				PF	DQ	AST	TO	Blk	Stl	Pts	PPG		
				Min	MPG	FG	A	Pct	FG				A	Pct	OR	DR									TR	RPG
05	Jasmine Thomas	36	36	1172	32.6	199	513	.388	65	166	.392	80	121	.661	27	112	139	3.9	57	0	123	104	20	85	543	15.1
13	Karima Christmas	36	35	949	26.4	107	285	.375	15	71	.211	114	163	.699	110	117	227	6.3	73	0	60	76	13	57	343	9.5
12	Chelsea Gray	34	18	721	21.2	99	229	.432	33	83	.398	66	82	.805	20	93	113	3.3	49	0	86	62	7	66	297	8.7
34	Krystal Thomas	36	36	981	27.3	109	231	.472	0	0	.000	57	104	.548	120	180	300	8.3	75	1	42	79	59	41	275	7.6
33	Haley Peters	36	9	635	17.6	97	186	.522	6	21	.286	25	34	.735	58	73	131	3.6	76	1	24	64	7	16	225	6.3
43	Allison Vernerey	36	11	671	18.6	89	189	.471	0	0	.000	35	83	.422	79	67	146	4.1	62	0	24	57	23	35	213	5.9
32	Tricia Liston	32	2	384	12.0	60	131	.458	28	72	.389	29	42	.690	19	48	67	2.1	24	0	28	30	2	19	177	5.5
03	Shay Selby	34	10	443	13.0	49	125	.392	23	57	.404	7	10	.700	17	34	51	1.5	32	0	49	32	1	30	128	3.8
04	Chloe Wells	36	5	494	13.7	51	137	.372	13	53	.245	12	20	.600	9	24	33	0.9	36	0	62	40	7	53	127	3.5
15	Richa Jackson	28	3	292	10.4	35	88	.398	2	10	.200	21	31	.677	25	43	68	2.4	30	0	12	24	1	22	93	3.3
24	Kathleen Scheer	36	15	458	12.7	44	127	.346	14	48	.292	15	24	.625	38	60	98	2.7	66	1	30	27	26	23	117	3.3
TM	TEAM																									
	Total	36				939	2241	.419	199	581	.343	461	714	.646	607	906	1513	42.0	580	3	540	596	166	447	2538	70.5
	Opponents	36				732	1972	.371	198	650	.305	341	544	.627	429	833	1262	35.1	636	-	450	766	123	268	2003	55.6

Score by Periods	1	2	OT	Total
Duke University	1205	1333	-	2538
Opponents	934	1069	-	2003

Atlantic Coast Conference Statistics

Record: 12-2 Home: 7-0 Away: 5-2 Finish: 11st

##	Player	GP	GS	TOTAL			3-PTS			FT	A	Pct	REBOUNDS				PF	DQ	AST	TO	Blk	Stl	Pts	PPG		
				Min	MPG	FG	A	Pct	FG				A	Pct	OR	DR									TR	RPG
05	Jasmine Thomas	14	14	458	32.7	79	188	.420	27	67	.403	24	39	.615	9	44	53	3.8	21	0	49	48	3	34	209	14.9
12	Chelsea Gray	12	10	260	21.7	38	91	.418	12	36	.333	17	21	.810	8	33	41	3.4	17	0	38	19	2	20	105	8.8
34	Krystal Thomas	14	14	408	29.1	44	96	.458	0	0	.000	29	51	.569	51	93	144	10.3	29	1	17	31	31	18	117	8.4
32	Tricia Liston	14	2	218	15.6	39	85	.459	18	46	.391	20	26	.769	10	26	36	2.6	14	0	18	14	2	13	116	8.3
43	Allison Vernerey	14	6	270	19.3	48	93	.516	0	0	.000	13	29	.448	29	34	63	4.5	27	0	15	31	13	13	109	7.8
13	Karima Christmas	14	13	372	26.6	35	99	.354	5	28	.179	31	42	.738	52	42	94	6.7	30	0	32	34	6	18	106	7.6
33	Haley Peters	14	6	215	15.4	38	75	.507	3	10	.300	7	10	.700	17	22	39	2.8	25	0	8	17	3	3	86	6.1
04	Chloe Wells	14	0	169	12.1	21	52	.404	7	22	.318	5	8	.625	4	7	11	0.8	11	0	16	12	2	24	54	3.9
03	Shay Selby	14	1	164	11.7	17	47	.362	6	24	.250	4	4	1.000	7	17	24	1.7	11	0	20	15	1	12	44	3.1
15	Richa Jackson	10	3	104	10.4	12	37	.324	1	5	.200	6	7	.857	6	20	26	2.6	9	0	4	10	1	13	31	3.1
24	Kathleen Scheer	14	1	162	11.6	11	32	.344	3	10	.300	3	4	.750	11	17	28	2.0	25	1	17	10	11	12	28	2.0
TM	TEAM																									
	Total	14				382	895	.427	82	248	.331	159	241	.660	239	380	619	44.2	219	2	234	241	75	180	1005	71.8
	Opponents	14				269	790	.341	66	243	.272	133	210	.633	182	315	497	35.5	225	-	173	305	49	116	737	52.6

Score by Periods	1	2	OT	Total
Duke University	473	532	-	1005
Opponents	352	385	-	737

Miscellaneous Statistics

Games as Leading Scorer

Jasmine Thomas	22
Karima Christmas	5
Chelsea Gray	3
Haley Peters	2
Krystal Thomas	2
Allison Vernerey	2
Tricia Liston, Richa Jackson	1

Games as Leading Rebounder

Krystal Thomas	18
Karima Christmas	11
Jasmine Thomas	4
Richa Jackson	3
Haley Peters, Kathleen Scheer	1
Allison Vernerey, Haley Peters	1

Double-Doubles

Krystal Thomas	6
Karima Christmas	4
Jasmine Thomas	1
Allison Vernerey	1

Games Leading in Assists

Jasmine Thomas	19
Chelsea Gray	10
Karima Christmas	5
Chloe Wells	3
Kathleen Scheer	2
Shay Selby	2
Krystal Thomas	2
Tricia Liston	1

Double-Figure Scoring Games

Jasmine Thomas	32
Joy Cheek	18
Karima Christmas	18
Bridgette Mitchell	11
Krystal Thomas	10
Allison Vernerey	9
Keturah Jackson	5
Shay Selby	3
Alexis Rogers	2
Kathleen Scheer	1

20-Point Games

Jasmine Thomas	5
Karima Christmas	4
Chelsea Gray	1

10-Rebound Games

Krystal Thomas	10
Karima Christmas	4
Allison Vernerey	2
Haley Peters, Jasmine Thomas	1

Charges Drawn

Opponent	28
Duke	42

Chelsea Gray	9
Shay Selby	9
Allison Vernerey	8

Haley Peters	5
Jasmine Thomas	5
Karima Christmas	4
Chloe Wells	2

Three-Point Plays

Opponent	25
Duke	28

Karima Christmas	8
Allison Vernerey	5
Chelsea Gray	4
Krystal Thomas	4
Tricia Liston	3
Richa Jackson	2
Haley Peters	2

Fast Break Points

Opponent	220
Duke	330

Defense Force Shot Clock Violation

Opponent	4
Duke	20

Defense Force Five-Second Call

Opponent	1
Duke	6

Points In The Paint

Opponent	755
Duke	1164

Points Off Turnovers

Opponent	494
Duke	779

Jump Balls Controlled

Opponent	11
Duke	25

Krystal Thomas	25-11
----------------	-------

Bench Scoring

Opponent	493
Duke	893

Largest Halftime Lead

47 (59-12) vs. Clemson, 1-26-11

Largest Halftime Deficit

26 (15-41) at Connecticut, 1-31-11

Largest Duke Lead

58 (82-24) vs. Clemson, 1-26-11

Largest Duke Deficit

36 (87-51) at Connecticut, 1-31-11

Largest Duke Win

55 (92-37) vs. Clemson, 1-26-11

Most Consecutive Points Scored

24 vs. Clemson, 1-26-11

Most Consecutive Points Allowed

14 by Charlotte, 11-27-10

Highest FG% in 1st Half

Duke68.2 vs. Ga. Tech, 3-5-11
Opp.....60.0 by Pittsburgh, 11-24-10

Highest FG% in 2nd Half

Duke64.0 vs. Miami, 2-3-11
Opp.....72.0 by Connecticut, 3-29-11

Lowest FG% in 1st Half

Duke15.6 at Connecticut, 1-31-11
Opp.....13.8 by Virginia, 2-24-11

Lowest FG% in 2nd Half

Duke20.0 vs. Kentucky, 1-4-11
Opp.....20.8 by Wake Forest, 2-11-11

The Blue Devils Record When...

At home	17-0
On the road	11-3
At a neutral site	4-1
Against a top 25 opponent	10-4
Against a top 10 opponent	4-2
Against a top 5 opponent	1-2
In tournaments	6-1
On television	16-3
In white uniforms	20-0
In blue uniforms	11-4
In black uniforms	0-0
In white/pink uniforms	1-0
On Sunday	9-0
On Monday	3-2
On Tuesday	3-1
On Wednesday	2-0
On Thursday	7-1
On Friday	4-0
On Saturday	4-0
Day Games	10-0
Night Games	22-4
When the starters are:	
J.Thomas, K.Thomas, Christmas, Scheer, Wells	5-0
J.Thomas, K.Thomas, Christmas, Scheer, Selby	3-0
J.Thomas, K.Thomas, Christmas, Scheer, Gray	6-1
J.Thomas, K.Thomas, Christmas, Peters, Selby	2-0
J.Thomas, K.Thomas, Christmas, Peters, Gray	5-1
J.Thomas, K.Thomas, Christmas, Jackson, Gray	1-0
J.Thomas, K.Thomas, Gray, Jackson, Peters	0-1
J.Thomas, K.Thomas, Christmas, Gray, Vernerey	3-0
J.Thomas, K.Thomas, Christmas, Jackson, Vernerey	0-1
J.Thomas, K.Thomas, Christmas, Vernerey, Liston	2-0
J.Thomas, K.Thomas, Christmas, Vernerey, Selby	5-0
Leading at the half	25-0
Trailing at the half	6-4
Tied at the half	1-0
Outrebounding opponent	27-1
Opponent outrebounds Duke	3-3
Equal rebounds	2-0
FG% equal/over .500	11-0
FG% equal/over .400	9-0
FG% below .400	12-4
Opponent FG% equal/over .400	9-3
Opponent FG% below .400	23-1
Duke has more turnovers	4-2
Opponent has more turnovers	26-2
Scoring below 50 points	1-2
Scoring 50-59 points	3-1
Scoring 60-69 points	7-1
Scoring 70-79 points	11-0
Scoring 80-89 points	6-0
Scoring 90-99 points	4-0

[6/5] Duke 69, Brigham Young 54

Game 1 • November 13, 2010
Durham, N.C. (Cameron Indoor Stadium)

DUKE	FG	3FG	FT	REB	PF	TP	A TO	B	S	Min
Christmas f	5-13	1-2	9-12	3-5-8	1	20	0	2	0	1 26
Scheer f	5-8	2-3	1-2	2-6-8	3	13	0	1	2	0 24
K.Thomas c	1-4	0-0	0-2	2-6-8	3	2	1	5	2	0 17
Wells g	3-9	0-2	3-6	0-2-2	2	9	1	3	1	3 30
J.Thomas g	4-12	1-3	5-8	2-9-11	1	14	5	3	2	2 35
Gray	0-0	0-0	1-2	0-1-1	2	1	0	1	1	1 16
Jackson	1-2	0-0	0-0	1-0-1	0	2	1	2	0	1 7
Liston	0-1	0-1	0-2	1-1-2	1	0	0	0	0	0 6
Peters	1-5	0-0	2-2	3-2-3	3	4	1	2	0	1 18
Vernerey	2-3	0-0	0-0	1-2-3	0	4	1	3	0	0 21
TEAM	2-1-3									
Totals	22-57	4-11	21-36	17-35-52	16	69	10	22	8	9 200
Pct.	38.6	36.4	58.3	DB:7						

FG's (1st half: 9-35, 25.7%; 2nd half: 13-22, 59.1%)
3FG's (1st half: 1-5, 20.0%; 2nd half: 3-6, 50.0%)
FT's (1st half: 11-18, 61.1%; 2nd half: 10-18, 55.6%)

BYU	FG	3FG	FT	REB	PF	TP	A TO	B	S	Min
Fraughton f	2-10	2-4	2-2	1-3-4	4	8	0	3	1	1 25
Riley f	1-3	1-1	2-5	1-2-3	4	5	1	1	0	1 17
Foreman g	1-8	0-4	4-4	1-3-4	3	6	5	2	0	2 32
Bonham g	4-16	2-7	2-2	1-4-5	4	12	2	6	0	3 38
Hall g	3-12	2-8	0-0	0-7-7	4	8	4	4	1	3 34
Parker	0-0	0-0	0-0	0-0-0	2	0	1	0	0	0 6
Hanson	0-1	0-0	0-2	1-1-2	0	0	0	0	0	0 5
Kaufusi	2-2	0-0	1-1	0-0-0	4	5	0	1	0	0 11
Vermunt	1-3	1-2	0-0	0-0-0	1	3	0	2	0	0 10
Peterson	3-6	1-3	0-0	1-5-6	1	7	0	1	0	1 22
TEAM	5-1-6									
Totals	17-61	9-29	11-16	11-26-37	27	54	13	20	2	11 200
Pct.	27.9	31.0	68.8	DB: 3						

FG's (1st half: 9-31, 29.0%; 2nd half: 8-30, 26.7%)
3FG's (1st half: 3-14, 21.4%; 2nd half: 6-15, 40.0%)
FT's (1st half: 2-5, 40.0%; 2nd half: 9-11, 81.8%)

Officials: Brian Enterline, Maj Forsberg, Denise Brooks
Attendance: 4162 • Technical Fouls: None.

Score by Periods	1st	2nd	Total
BYU	23	31	54
Duke	30	39	69

[6/5] Duke 75, Southern California 50

Game 2 • November 15, 2010
Durham, N.C. (Cameron Indoor Stadium)

DUKE	FG	3FG	FT	REB	PF	TP	A TO	B	S	Min
Christmas f	0-2	0-1	5-6	2-3-5	2	5	0	3	0	0 26
Scheer f	2-5	1-1	0-1	1-2-3	2	5	0	0	2	2 21
K.Thomas c	3-5	0-0	5-8	6-3-9	2	11	2	3	0	2 20
Wells g	2-7	1-2	1-2	0-0-0	2	6	3	2	0	3 25
J.Thomas g	5-15	1-4	3-6	0-2-2	2	14	2	0	2	1 31
Gray	3-8	1-3	0-1	0-3-3	2	7	2	1	0	2 12
Jackson	3-6	1-1	0-0	3-0-3	4	7	2	1	0	2 19
Liston	1-1	1-1	1-2	1-0-1	1	4	0	2	0	0 7
Peters	3-4	0-0	1-1	1-12-13	4	7	1	2	1	0 19
Vernerey	3-7	0-0	3-5	6-3-9	0	9	1	1	0	0 20
TEAM	1-1-2									
Totals	25-60	6-13	19-32	21-29-50	21	75	13	15	6	12 200
Pct.	41.7	46.2	59.4	DB:4						

FG's (1st half: 13-33, 39.4%; 2nd half: 12-27, 44.4%)
3FG's (1st half: 2-5, 40.0%; 2nd half: 4-8, 50.0%)
FT's (1st half: 12-17, 70.6%; 2nd half: 7-15, 46.7%)

USC	FG	3FG	FT	REB	PF	TP	A TO	B	S	Min
Harberts f	1-7	0-2	1-2	1-5-6	3	3	0	0	0	39
Laplante c	1-4	0-0	1-2	1-2-3	4	3	1	3	0	0 19
B.Gilbreath g	3-8	3-6	3-6	3-1-4	4	12	1	2	0	4 26
Gemelos g	4-9	0-0	1-1	1-4-5	3	9	1	2	0	0 20
Corral g	3-10	0-6	4-8	0-2-2	4	10	2	3	0	2 31
Marinacci	2-7	0-1	2-2	4-6-10	5	6	0	2	0	0 25
Bradley	0-2	0-2	0-0	0-0-0	0	0	0	0	1	0 7
Smith	0-1	0-1	0-0	0-0-0	0	0	0	0	0	0 6
Brown	1-4	0-0	0-1	0-1-1	1	2	3	1	0	0 16
S.Gilbreath	2-2	1-1	0-2	2-2-4	2	5	0	1	0	0 11
TEAM	2-0-2									
Totals	17-54	4-19	12-24	14-23-37	26	50	8	17	1	6 200
Pct.	31.5	21.1	50.0	DB: 6						

FG's (1st half: 9-27, 33.3%; 2nd half: 8-27, 29.6%)
3FG's (1st half: 1-6, 16.7%; 2nd half: 3-13, 23.1%)
FT's (1st half: 3-7, 42.9%; 2nd half: 9-17, 52.9%)

Officials: Lawson Newton, Carla Fountain, Daryl Humphrey
Attendance: 4030 • Technical Fouls: None.

Score by Periods	1st	2nd	Total
USC	22	48	50
Duke	40	35	75

[6/6] Duke 75, Auburn 62

Game 3 • November 18, 2010
Auburn, Ala. (Auburn Arena)

DUKE	FG	3FG	FT	REB	PF	TP	A TO	B	S	Min
Christmas f	4-8	1-4	1-1	1-2-3	1	10	0	1	1	1 32
Scheer f	0-5	0-1	0-0	3-1-4	0	0	0	0	1	1 13
K.Thomas c	5-6	0-0	1-2	4-3-7	3	11	0	3	0	2 16
Wells g	2-6	1-3	0-0	0-0-0	1	5	1	2	0	3 22
J.Thomas g	7-13	1-4	1-2	0-2-2	3	16	5	3	1	3 35
Selby	1-1	0-0	0-0	0-2-2	2	2	2	2	0	0 12
Gray	3-6	1-3	6-6	0-2-2	0	13	1	3	0	3 14
Jackson	0-1	0-1	0-0	0-1-1	0	0	0	0	0	0 2
Liston	2-4	0-2	0-0	0-0-0	0	4	0	0	0	0 4
Peters	5-9	0-0	0-0	2-4-6	5	10	1	2	0	1 20
Vernerey	1-1	0-0	2-2	2-1-3	2	4	0	1	2	1 20
TEAM	0-1-1									
Totals	30-60	4-18	11-13	12-19-31	19	75	10	17	5	15 200
Pct.	50.0	22.2	84.6	DB:2.1						

FG's (1st half: 16-32, 50.0%; 2nd half: 14-28, 50.0%)
3FG's (1st half: 3-12, 25.0%; 2nd half: 1-6, 16.7%)
FT's (1st half: 4-6, 66.7%; 2nd half: 7-7, 100.0%)

Auburn	FG	3FG	FT	REB	PF	TP	A TO	B	S	Min
Alverson f	3-10	2-8	1-2	0-7-7	1	9	2	2	0	1 33
Greenleaf f	3-8	0-2	2-4	3-3-6	3	8	0	4	0	1 38
Toles g	5-10	0-0	2-4	2-0-2	3	12	5	4	0	2 28
Simmons g	1-3	0-0	2-4	1-0-1	1	4	1	1	0	2 12
Smalley g	3-4	2-3	4-4	1-2-3	2	12	3	4	0	0 26
Jennings	1-3	0-0	3-4	0-2-5	2	5	1	3	0	1 16
Strain	0-0	0-0	0-0	0-0-0	0	0	0	0	0	0 6
West	1-1	0-0	0-0	0-0-0	0	2	0	0	0	0 3
Hilliard	1-5	0-0	2-2	3-1-4	1	4	1	0	0	1 12
Williams	0-2	0-0	0-0	1-1-2	1	0	0	2	0	0 16
Tanner	2-4	2-4	0-0	0-1-1	1	6	0	1	0	0 8
Davis	0-0	0-0	0-0	0-0-0	2	0	0	0	0	0 2
TEAM	2-1-3									
Totals	20-50	6-17	16-24	13-18-31	17	62	13	21	0	8 200
Pct.	40.0	35.3	66.7	DB: 5						

FG's (1st half: 9-25, 36.0%; 2nd half: 11-25, 44.0%)
3FG's (1st half: 4-10, 40.0%; 2nd half: 2-7, 28.6%)
FT's (1st half: 7-8, 87.5%; 2nd half: 9-16, 56.3%)

Officials: Lisa Mattingly (R), Beverly Roberts, Cameron Inouye
Attendance: 3188 • Technical Fouls: None

Score by Periods	1st	2nd	Total
Duke	39	36	75
Auburn	29	33	62

[6/6] Duke 82, Western Kentucky 55

Game 4 • November 21, 2010
Durham, N.C. (Cameron Indoor Stadium)

DUKE	FG	3FG	FT	REB	PF	TP	A TO	B	S	Min
Christmas f	1-8	0-2	4-4	3-2-5	0	6	1	2	0	1 17
Scheer f	4-6	2-3	0-1	1-5-6	3	10	3	2	1	1 23
K.Thomas c	3-5	0-0	2-5	1-6-7	3	8	0	3	1	2 27
Wells g	2-5	0-2	1-2	0-0-0	1	5	3	1	0	3 10
J.Thomas g	6-11	2-2	2-4	0-1-1	1	16	4	2	0	4 26
Selby	1-3	1-1	0-0	1-3-4	2	3	4	3	0	1 19
Gray	2-3	1-1	0-0	0-2-2	0	5	4	3	0	2 15
Jackson	2-4	0-0	3-4	2-5-7	2	7	1	2	0	0 18
Liston	1-3	0-1	2-2	0-1-1	1	4	1	0	0	0 14
Peters	8-11	1-1	0-1	2-0-2	3	17	2	3	1	2 27
Vernerey	0-0	0-0	1-2	0-0-0	w0	1	0	0	0	1 4
TEAM	3-0-3									
Totals	30-59	7-13	15-25	13-25-38	16	82	23	31	3	17 200
Pct.	50.8	53.8	60.0	DR: 4.1						

FG's (1st half: 14-33, 42.4%; 2nd half: 16-26, 61.5%)
3FG's (1st half: 4-8, 50.0%; 2nd half: 3-5, 60.0%)
FT's (1st half: 8-11, 72.7%; 2nd half: 7-14, 50.0%)

WKU	FG	3FG	FT	REB	PF	TP	A TO	B	S	Min
Mosley f	0-0	0-0	0-0	0-0-0	0	0	2	0	0	0 4
Howard f	5-14	5-9	0-0	0-1-1	3	15	2	5	1	1 33
Owens f	6-9	0-0	2-4	3-6-9	4					

(5/5) Duke 75, James Madison 58

Game 7 • November 30, 2010
Harrisonburg, Va. (JMU Convocation Center)

DUKE	FG	3FG	FT	REB	PF	TP	A TO	B	S	Min
Christmas f	6-10	0-0	2-3	3-2-5	2	14	0	1	1	30
Scheer f	3-6	0-2	1-2	1-3-4	3	7	2	0	1	14
K.Thomas c	6-11	0-0	2-4	7-6-13	4	14	0	1	1	30
Selby g	2-4	1-2	0-1	1-2-3	1	5	3	1	0	21
J.Thomas g	5-17	1-4	0-0	0-2-2	0	11	7	4	0	35
Wells	0-2	0-2	0-0	2-0-2	1	0	3	0	0	9
Gray	4-10	2-3	5-6	1-5-6	0	15	1	3	0	21
Jackson	0-0	0-0	0-0	0-0-0	1	0	0	0	0	8
Peters	3-3	1-1	0-0	0-3-3	2	7	4	2	0	22
Vernerey	1-1	0-0	0-0	1-1-2	2	2	0	1	0	10
TEAM				1-1-2						
Totals	30-64	5-14	10-16	16-25-41	16	75	20	13	3	200
Pct.	46.9	35.7	62.5	DR: 0.3						

FG's (1st half: 19-35, 54.3%; 2nd half: 11-29, 37.9%)
3FG's (1st half: 4-9, 44.4%; 2nd half: 1-5, 20.0%)
FT's (1st half: 1-2, 50.0%; 2nd half: 9-14, 64.3%)

JMU	FG	3FG	FT	REB	PF	TP	A TO	B	S	Min
Whitehurst f	2-4	0-0	0-0	1-3-4	3	4	0	0	0	19
Newman f	0-4	0-4	0-0	1-1-2	3	0	2	3	0	30
Jimenez c	7-8	0-0	5-8	5-6-11	4	19	0	1	1	22
Hislop g	1-8	0-2	6-9	0-2-2	1	8	1	2	1	37
Evans g	8-22	2-11	2-3	0-3-4	4	20	4	4	0	33
Hammer	1-7	1-4	0-0	0-4-4	2	3	2	1	0	29
Burkholder	0-0	0-0	0-0	0-0-0	0	0	0	2	0	5
Shepherd	0-0	0-0	0-0	0-1-1	0	0	0	0	0	7
Taylor	1-2	0-0	2-2	2-1-3	5	4	0	1	0	18
TEAM				1-2-3						
Totals	20-55	3-21	15-22	10-23-33	22	58	9	14	2	200
Pct.	36.4	14.3	68.2	DR: 4.1						

FG's (1st half: 11-24, 45.8%; 2nd half: 9-31, 29.0%)
3FG's (1st half: 2-9, 22.2%; 2nd half: 1-12, 8.3%)
FT's (1st half: 8-12, 66.7%; 2nd half: 7-10, 70.0%)

Officials: Bryan Enterline (R), Billy Smith, Taiqua Stewart
Attendance: 3319 • Technical Fouls: None

Score by Periods	1st	2nd	Total
Duke	43	32	75
JMU	32	26	58

[5/5] Duke 59, Wisconsin 51

Game 8 • December 2, 2010
Madison, Wis. (Kohl Center)

DUKE	FG	3FG	FT	REB	PF	TP	A TO	B	S	Min
Christmas f	2-9	1-5	4-6	1-1-2	2	9	2	0	0	25
Scheer f	0-4	0-2	0-0	3-3-6	2	0	0	1	1	16
K.Thomas c	1-7	0-0	1-2	3-4-7	2	3	2	2	2	31
Selby g	0-4	0-1	0-0	0-0-0	1	0	0	0	0	13
J.Thomas g	4-14	3-5	3-4	3-4-7	3	14	1	4	0	30
Wells	3-5	0-0	0-0	0-4-4	0	6	0	0	0	25
Gray	4-8	0-2	5-5	1-4-5	1	13	1	1	0	24
Jackson	0-2	0-1	2-4	0-0-0	1	2	0	0	0	7
Liston	0-0	0-0	0-0	1-1-2	1	0	0	1	0	5
Peters	3-3	0-0	0-0	0-3-3	1	6	0	1	0	20
Vernerey	3-4	0-0	0-3	4-0-4	3	6	0	4	0	14
TEAM				4-1-5						
Totals	20-60	4-16	15-24	20-25-45	17	59	6	14	3	150
Pct.	33.3	25.0	62.5	DR: 4						

FG's (1st half: 10-33, 30.3%; 2nd half: 10-27, 37.0%)
3FG's (1st half: 2-8, 25.0%; 2nd half: 2-8, 25.0%)
FT's (1st half: 5-7, 71.4%; 2nd half: 10-17, 58.8%)

Wisconsin	FG	3FG	FT	REB	PF	TP	A TO	B	S	Min
Steinbauer f	3-5	1-2	0-0	0-6-6	1	7	1	3	1	30
Zastrow f	1-3	1-2	4-4	1-5-6	3	7	1	0	1	36
Wurtz g	7-14	4-9	1-3	2-2-4	2	19	1	4	0	25
Paige g	1-3	1-3	1-2	0-2-2	4	4	1	2	1	25
Karel g	6-16	0-3	2-4	1-2-3	5	14	3	6	1	36
Davis	0-0	0-0	0-1	0-0-0	0	0	0	1	0	5
Neal	0-2	0-1	0-0	0-2-2	3	0	1	2	0	16
Thomas	0-0	0-0	0-0	0-1-1	0	0	0	0	0	1
Stephen	0-0	0-0	0-0	0-0-0	0	0	0	0	0	1
Bugs	0-0	0-0	0-0	0-0-0	0	0	0	1	0	2
Covington	0-2	0-0	0-0	0-1-1	1	0	1	1	0	10
TEAM				2-3-5						
Totals	18-45	7-20	8-14	6-24-30	19	51	9	21	4	200
Pct.	40.0	35.0	57.1	DR: 2.1						

FG's (1st half: 6-18, 33.3%; 2nd half: 12-27, 44.4%)
3FG's (1st half: 1-5, 20.0%; 2nd half: 6-15, 40.0%)
FT's (1st half: 5-8, 62.5%; 2nd half: 3-6, 50.0%)

Officials: Beverly Roberts, Jesse Dickerson, Dawn Marsh
Attendance: 4298 • Technical Fouls: None

Score by Periods	1st	2nd	Total
Duke	27	32	59
Wisconsin	18	33	51

[5/5] Duke 61, [7/7] Texas A&M 58

Game 9 • December 6, 2010
Durham, N.C. (Cameron Indoor Stadium)

DUKE	FG	3FG	FT	REB	PF	TP	A TO	B	S	Min
Christmas f	2-6	0-1	7-13	6-5-11	1	11	1	3	1	35
Scheer f	1-5	1-1	1-2	0-0-0	2	4	1	0	1	14
K.Thomas c	3-7	0-0	2-2	4-5-9	2	8	0	2	2	35
J.Thomas g	5-15	3-6	5-6	1-8-9	1	18	2	7	1	38
Gray g	3-9	1-2	4-4	1-5-6	2	11	2	4	2	24
Selby	2-4	1-2	2-2	0-1-1	2	7	0	0	0	23
Wells	0-4	0-4	0-0	0-1-1	2	0	1	1	0	8
Jackson	0-1	0-0	0-0	0-0-0	0	0	0	0	0	2
Peters	1-4	0-1	0-0	1-1-2	2	2	0	1	0	16
Vernerey	0-0	0-0	0-1	1-1-2	1	0	0	0	1	15
TEAM				4-3-7						
Totals	17-55	6-17	21-30	18-30-48	15	61	7	18	8	200
Pct.	30.9	35.3	70.0	DR: 3						

FG's (1st half: 9-25, 36.0%; 2nd half: 8-30, 26.7%)
3FG's (1st half: 2-8, 25.0%; 2nd half: 4-9, 44.4%)
FT's (1st half: 8-11, 72.7%; 2nd half: 13-19, 68.4%)

Texas A&M	FG	3FG	FT	REB	PF	TP	A TO	B	S	Min
Elonu f	5-12	0-0	5-6	5-3-8	3	15	1	3	1	33
Adams c	5-18	1-3	0-0	1-11-12	3	11	0	1	4	37
Carter g	4-7	1-1	4-5	0-1-1	2	13	1	1	0	24
White g	5-13	0-2	1-3	0-1-1	3	11	2	3	0	36
Colson g	1-7	0-3	0-0	1-2-3	5	2	8	5	0	26
Baker	2-5	2-4	0-0	0-3-3	4	6	1	0	0	26
Gilbert	0-3	0-0	0-0	2-0-2	0	0	0	0	0	1
Assarian	0-0	0-0	0-0	1-0-1	2	0	0	0	0	7
TEAM				3-5-8						
Totals	22-65	4-13	10-14	13-26-39	22	58	13	14	5	200
Pct.	33.8	30.8	71.4	DR: 4						

FG's (1st half: 11-39, 28.2%; 2nd half: 11-26, 42.3%)
3FG's (1st half: 3-6, 50.0%; 2nd half: 4-9, 44.4%)
FT's (1st half: 2-2, 100.0%; 2nd half: 8-12, 66.7%)

Officials: Eric Brewton, Dee Kantner, Maj Forsberg
Attendance: 6114 • Technical Fouls: None

Score by Periods	1st	2nd	Total
Texas A&M	27	31	58
Duke	28	33	61

[5/4] Duke 83, Albany 48

Game 10 • December 9, 2010
Durham, N.C. (Cameron Indoor Stadium)

DUKE	FG	3FG	FT	REB	PF	TP	A TO	B	S	Min
Christmas f	0-3	0-2	0-0	1-2-3	0	0	2	1	0	15
Scheer f	4-5	1-2	0-0	4-1-5	1	9	1	3	1	16
K.Thomas c	3-4	0-0	2-2	1-3-4	1	8	1	1	0	15
J.Thomas g	4-7	2-4	1-2	0-4-4	2	11	6	2	0	6
Gray g	6-7	3-4	0-2	0-3-3	1	15	3	3	0	25
Selby	2-5	0-2	1-2	0-2-2	3	5	0	0	0	14
Wells	4-5	1-2	0-0	0-1-1	0	9	7	1	1	29
Jackson	1-4	0-1	1-3	3-4-4	3	3	0	1	0	22
Liston	5-9	3-4	2-2	1-3-4	1	15	2	2	0	24
Peters	0-1	0-0	0-0	0-0-0	3	0	0	2	1	8
Vernerey	4-6	0-0	0-2	1-1-2	0	8	1	2	1	21
TEAM				0-0-0						
Totals	33-56	10-21	7-15	11-21-32	15	83	23	18	4	190
Pct.	58.9	47.6	46.7	DR: 5						

FG's (1st half: 14-26, 53.8%; 2nd half: 19-30, 63.3%)
3FG's (1st half: 4-11, 36.4%; 2nd half: 6-10, 60.0%)
FT's (1st half: 2-8, 25.0%; 2nd half: 5-7, 71.4%)

Albany	FG	3FG	FT	REB	PF	TP	A TO	B	S	Min
Forster f	3-6	0-0	0-0</							

[3/3] Duke 71, Temple 64

Game 13 • December 30, 2010
Durham, N.C. (Cameron Indoor Stadium)

DUKE	FG	3FG	FT	REB	PF	TP	A TO	B	S	Min	
Christmas f	4-8	2-3	10-13	3-8	2	20	2	6	2	4	35
Scheer f	2-4	0-1	2-4	1-0-1	2	6	1	0	1	1	13
K.Thomas c	5-7	0-0	2-5	1-5-6	2	12	0	4	2	1	30
J.Thomas g	5-13	1-2	2-4	1-3-4	4	13	2	6	3	5	36
Gray g	0-3	0-0	0-0	1-1-2	4	0	1	1	1	0	11
Selby	4-7	4-4	0-0	0-0-0	0	12	2	1	0	1	14
Wells	2-4	1-1	0-0	0-2-2	2	5	2	2	0	2	22
Liston	0-2	0-2	0-0	0-1-1	0	0	1	0	0	0	5
Peters	1-3	0-1	1-1	1-4-5	1	3	1	1	0	1	20
Vernerey	0-0	0-0	0-0	3-2-5	1	0	0	0	0	1	14
TEAM	2-0-2										
Totals	23-51	8-14	17-27	13-23-36	18	71	15	21	11	14	200
Pct.	45.1	57.1	63.0	DR: 3							

FG's (1st half: 11-27, 40.7%; 2nd half: 12-24, 50.0%)
3FG's (1st half: 5-10, 50.0%; 2nd half: 3-4, 75.0%)
FT's (1st half: 3-5, 60.0%; 2nd half: 14-22, 63.6%)

Temple	FG	3FG	FT	REB	PF	TP	A TO	B	S	Min	
Mccarthy f	2-5	1-2	0-4	0-3-3	1	5	0	1	0	0	23
Bennett f	2-5	1-1	0-1	4-5-9	2	5	0	0	0	1	35
Macaulay c	0-1	0-0	3-4	0-1-1	5	3	0	2	0	0	21
Peddy g	4-13	2-4	0-0	0-4-4	3	10	6	6	0	3	35
Wallace g	8-20	2-9	3-3	3-2-5	1	21	4	7	0	3	34
Williams	0-2	0-0	0-0	1-2-3	0	0	1	2	0	1	8
Bell	5-10	3-6	3-3	0-1-1	2	16	0	2	0	0	22
Connelly	0-1	0-0	0-0	0-1-1	3	0	0	0	1	1	9
Works	0-1	0-0	0-0	1-0-1	0	0	0	1	0	0	4
Thames	2-3	0-0	0-0	2-0-2	3	4	0	0	0	0	9
TEAM	7-2-9										
Totals	23-61	9-22	9-15	18-21-39	20	64	11	21	1	9	200
Pct.	37.7	40.9	60.0	DR: 3.1							

FG's (1st half: 11-35, 31.4%; 2nd half: 12-26, 46.2%)
3FG's (1st half: 4-10, 40.0%; 2nd half: 5-12, 41.7%)
FT's (1st half: 5-6, 83.3%; 2nd half: 4-9, 44.4%)

Officials: Bryan Brunette, Billy Smith, Bonnie Pettus
Attendance: 5103 • Technical Fouls: None

Score by Period	1st	2nd	Total
Temple	31	33	64
Duke	30	41	71

[3/3] Duke, [10/10] Kentucky

Game 14 • January 4, 2011
Durham, N.C. (Cameron Indoor Stadium)

DUKE	FG	3FG	FT	REB	PF	TP	A TO	B	S	Min	
Christmas f	1-5	0-1	4-4	3-1-4	4	6	0	2	0	1	22
Peters f	1-3	0-1	0-0	5-0-5	1	2	0	5	0	1	9
K.Thomas c	0-4	0-0	0-2	2-2-4	2	0	1	2	2	0	27
Selby g	0-2	0-0	0-0	0-1-1	0	0	0	0	0	0	10
J.Thomas g	8-24	0-6	8-12	1-3-4	2	24	2	2	3	3	34
Wells	1-4	0-1	0-0	0-3-3	0	2	3	1	0	1	24
Gray	4-12	2-4	1-2	2-3-5	4	11	0	0	0	5	24
Scheer	0-1	0-0	0-0	2-3-5	2	0	0	2	1	1	10
Liston	2-4	1-1	0-0	2-2-4	0	5	0	0	0	0	12
Vernerey	1-10	0-0	2-6	6-4-10	3	4	1	1	0	2	28
TEAM	4-3-7										
Totals	18-69	3-14	15-26	27-25-52	18	54	7	16	6	14	200
Pct.	26.1	21.4	57.7	DR: 6							

FG's (1st half: 12-39, 30.8%; 2nd half: 6-30, 20.0%)
3FG's (1st half: 2-9, 22.2%; 2nd half: 1-5, 20.0%)
FT's (1st half: 5-6, 83.3%; 2nd half: 10-20, 50.0%)

Kentucky	FG	3FG	FT	REB	PF	TP	A TO	B	S	Min	
Dunlap f	3-6	0-0	4-5	1-5-6	4	10	0	5	1	0	26
Drake c	3-3	0-0	1-4	0-6-6	2	7	0	5	4	0	38
Mathies g	3-10	0-2	3-7	2-8-10	4	9	3	2	1	1	35
Snowden g	6-14	3-10	0-0	0-4-4	4	15	0	2	0	0	27
Conwright g	2-9	0-3	1-2	2-0-2	4	5	4	5	0	2	36
Morrow	0-1	0-0	0-0	0-0-0	0	0	1	0	1	0	13
Pinkett	1-1	0-0	0-0	0-0-0	0	2	0	1	0	0	2
Evans	0-0	0-0	0-0	1-1-2	1	0	0	0	0	0	13
Henderson	0-2	0-0	0-0	0-2-2	0	0	0	2	1	1	10
TEAM	2-3-5										
Totals	18-46	3-15	9-18	8-29-37	19	48	8	23	8	4	200
Pct.	39.1	20.0	50.0	DR: 4							

FG's (1st half: 8-22, 36.4%; 2nd half: 10-24, 41.7%)
3FG's (1st half: 1-7, 14.3%; 2nd half: 2-8, 25.0%)
FT's (1st half: 5-9, 55.6%; 2nd half: 4-9, 44.4%)

Officials: Eric Brewton, Mark Zentz, Susan Blauch
Attendance: 5314 • Technical Fouls: None

Score by Period	1st	2nd	Total
Kentucky	22	26	48
Duke	31	23	54

[3/3] Duke, [14/15] Maryland

Game 15 • January 6, 2011
Durham, N.C. (Cameron Indoor Stadium)

DUKE	FG	3FG	FT	REB	PF	TP	A TO	B	S	Min	
Christmas f	2-9	0-2	5-7	5-3-8	2	9	3	2	0	3	31
Peters f	4-10	0-4	1-2	5-4-9	3	9	1	2	1	1	21
K.Thomas c	4-7	0-0	0-0	2-8-10	2	8	0	4	4	1	34
Selby g	0-3	0-0	0-0	1-0-1	1	0	1	1	0	0	10
J.Thomas g	8-18	4-10	2-2	0-3-3	2	22	3	2	0	2	36
Wells	0-1	0-0	0-0	0-1-1	1	0	2	0	0	2	7
Gray	3-7	0-4	1-2	1-1-2	1	7	3	0	1	3	20
Scheer	2-4	0-1	0-0	1-0-1	3	4	1	0	1	0	12
Liston	3-8	2-6	4-4	0-2-2	0	12	2	1	0	0	20
Vernerey	0-1	0-0	0-0	3-1-4	1	0	0	4	0	0	9
TEAM	4-1-5										
Totals	26-28	6-29	13-17	22-24-46	16	71	16	16	7	12	200
Pct.	38.2	20.7	76.5	DR: 1							

FG's (1st half: 12-33, 36.4%; 2nd half: 14-35, 40.0%)
3FG's (1st half: 3-15, 20.0%; 2nd half: 3-14, 21.4%)
FT's (1st half: 2-2, 100.0%; 2nd half: 11-15, 73.3%)

Maryland	FG	3FG	FT	REB	PF	TP	A TO	B	S	Min	
Hawkins f	1-4	0-0	0-0	0-0-0	1	2	1	0	0	0	9
Tchatchouang f	5-10	1-2	3-6	3-6-9	3	14	0	5	1	2	28
Thomas f	3-15	0-0	5-6	7-5-12	2	11	2	1	0	3	38
Kizer c	4-11	0-0	1-2	4-1-5	2	9	0	4	0	0	27
Barrett g	1-7	0-1	2-3	1-3-4	4	4	10	3	0	4	30
Mincy	0-0	0-0	0-0	0-0-0	0	0	0	0	0	0	1
Taylor	0-0	0-0	0-0	0-1-1	1	0	2	1	0	0	6
Cloud	0-0	0-0	0-0	0-1-1	0	0	0	1	0	0	3
DeVaughn	2-2	0-0	2-2	2-2-4	2	6	1	1	3	0	24
Rodgers	7-12	3-7	1-2	1-1-2	1	18	2	3	0	0	34
TEAM	1-3-4										
Totals	23-61	4-10	14-21	19-23-42	16	64	18	19	4	9	200
Pct.	37.7	40.0	66.7	DR: 2							

FG's (1st half: 14-32, 43.8%; 2nd half: 9-29, 31.0%)
3FG's (1st half: 2-4, 50.0%; 2nd half: 2-6, 33.3%)
FT's (1st half: 3-5, 60.0%; 2nd half: 11-16, 68.8%)

Officials: Lawson Newton, Bonita Spence, Joseph Vasziy
Attendance: 5214 • Technical Fouls: None

Score by Period	1st	2nd	Total
Maryland	33	31	64
Duke	29	42	71

[3/3] Duke 87, [10/15] Florida State 70

Game 16 • January 14, 2011
Tallahassee, Fla. (The Tucker Center)

DUKE	FG	3FG	FT	REB	PF	TP	A TO	B	S	Min	
Christmas f	1-3	0-1	3-4	2-2-4	3	5	1	0	0	1	15
Peters f	6-7	1-1	2-2	2-2-4	2	15	0	3	0	0	30
K.Thomas c	4-11	0-0	0-1	1-7-8	2	8	1	2	1	2	29
J.Thomas g	9-16	2-5	2-2	2-7-9	2	22	8	4	0	3	37
Gray g	5-10	1-3	2-2	0-2-2	2	13	4	1	0	0	27
Selby	1-2	0-1	0-0	0-1-1	1	2	0	0	0	0	10
Wells	1-3	1-2	0-0	0-0-0	1	3	0	0	0	1	8
Jackson	0-1	0-0	0-0	0-1-1	0	0	0	0	0	0	2
Scheer	0-1	0-0	0-0	0-0-1	0	1	0	1	0	0	6
Liston	5-7	3-4	2-5	0-5-5	1	15	2	2	0	0	23
Vernerey	2-4	0-0	0-0	1-0-1	1	4	0	2	0	0	13
TEAM	3-2-5										
Totals	34-65	8-17	11-16	11-29-40	16	87	17	13	3	6	200
Pct.	52.3	47.1	68.8	DR: 2.1							

FG's (1st half: 17-36, 47.2%; 2nd half: 17-29, 58.6%)
3FG's (1st half: 5-12, 41.7%; 2nd half: 3-5, 60.0%)
FT's (1st half: 1-1, 100.0%; 2nd half: 10-15, 66.7%)

Florida State	FG	3FG	FT	REB	PF	TP	A TO	B	S	Min	
Howard f	6-15	1-4	1-2	3-2-5	4	14	0	2	0	1	29
Bravard f	4-7	0-0	4-4	1-5-6	3	12					

[3/3] Duke 65, North Carolina State 64

Game 19 • January 23, 2011
Raleigh, N.C. (Reynolds Coliseum)

DUKE	FG	3FG	FT	REB	PF	TP	A TO	B	S	Min
J.Thomas *	5-13	1-4	3-7	1-2-3	2	14	1 3 0	2	36	
Gray *	5-12	1-4	2-3	1-4-5	3	13	1 1 0	1	29	
Christmas *	1-6	0-1	1-4	4-0-4	4	3	0 4 1	2	29	
Peters *	0-2	0-0	0-0	0-0-0	1	0	0 0 0	0	11	
K.Thomas *	4-8	0-0	5-8	5-2-7	2	13	0 3 1	1	29	
Selby	4-7	1-3	0-0	1-5-6	2	9	2 1 0	3	18	
Wells	1-2	0-1	0-0	0-0-0	0	2	0 0 0	1	9	
Scheer	2-5	0-0	0-0	2-3-5	1	4	2 2 2	3	17	
Liston	1-5	0-1	1-1	0-1-1	1	3	1 0 0	0	11	
Vernerey	2-4	0-0	0-0	1-1-2	2	4	0 1 0	0	11	
TEAM	24-6									
Totals	25-64	3-14	12-23	17-22-39	18	65	7 15 4	13	200	
Pct.	39.1	21.4	52.2	DR: 4						

FG's (1st half: 7-32, 21.9%; 2nd half: 18-32, 56.3%)
3FG's (1st half: 0-6, 0.0%; 2nd half: 3-8, 37.5%)
FT's (1st half: 8-11, 72.7%; 2nd half: 4-12, 33.3%)

NC State	FG	3FG	FT	REB	PF	TP	A TO	B	S	Min
White *	4-11	0-1	1-2	2-1-3	1	9	6 6 0	3	34	
Williams *	2-6	0-2	0-0	1-2-3	2	4	0 4 1	0	17	
Griffen *	0-0	0-0	2-2	0-5-5	3	2	0 1 0	0	14	
Holston *	4-11	0-1	2-2	2-5-7	3	10	0 1 0	1	30	
Kastanek *	5-9	2-5	2-2	0-3-3	3	14	1 5 0	1	34	
Goodwin-Coleman	2-3	2-3	0-0	0-3-3	0	6	1 3 0	2	19	
Strachan	2-6	1-5	0-2	2-3-5	3	5	1 0 0	0	25	
Literas	0-0	0-0	0-0	0-0-0	0	0	0 0 0	0	1	
Burke	3-6	1-2	7-10	3-6-9	4	14	1 0 2	2	26	
TEAM	0-1									
Totals	22-52	6-19	14-20	10-29-39	19	64	10 22 4	8	200	
Pct.	42.3	31.6	70.0	DR: 4						

FG's (1st half: 14-27, 51.9%; 2nd half: 8-25, 32.0%)
3FG's (1st half: 5-11, 45.5%; 2nd half: 1-8, 12.5%)
FT's (1st half: 5-11, 45.5%; 2nd half: 1-8, 12.5%)

Officials: Bryan Brunette, Carla Fountain, Daryl Humphrey
Attendance: 5134 • Technical Fouls: None

Score by Period	1st	2nd	Total
Duke	22	43	65
NC State	40	24	64

[3/3] Duke 92, Clemson 77

Game 20 • January 26, 2011
Durham, N.C. (Cameron Indoor)

DUKE	FG	3FG	FT	REB	PF	TP	A TO	B	S	Min
Christmas f	2-6	0-3	2-2	4-3-7	1	6	0 0 0	1	21	
Scheer f	2-3	1-1	1-2	1-3-4	0	6	0 3 1	2	21	
K.Thomas c	3-7	0-0	5-6	3-8-11	2	11	1 2 1	1	24	
J.Thomas g	5-12	2-7	2-2	0-2-2	1	14	7 4 0	3	26	
Gray g	4-8	2-3	0-0	0-2-2	0	10	5 1 1	4	20	
Selby	3-5	3-4	0-0	0-1-1	1	9	3 3 0	1	17	
Wells	5-6	1-1	0-0	1-0-1	1	11	3 1 0	5	15	
Jackson	2-5	0-2	1-1	0-2-2	1	5	1 1 0	2	14	
Liston	4-11	2-7	2-3	1-2-3	1	12	1 0 1	2	17	
Peters	2-2	1-1	0-1	2-1-3	1	5	0 3 1	0	14	
Vernerey	1-1	0-0	1-2	0-2-2	2	3	1 0 1	2	11	
TEAM	1-1-2									
Totals	33-66	12-29	14-19	13-27-40	11	92	22 18 6	23	200	
Pct.	50.0	41.4	73.7	DR: 3						

FG's (1st half: 23-39, 59.0%; 2nd half: 10-27, 37.0%)
3FG's (1st half: 8-15, 53.3%; 2nd half: 4-14, 28.6%)
FT's (1st half: 5-7, 71.4%; 2nd half: 9-12, 75.0%)

Clemson	FG	3FG	FT	REB	PF	TP	A TO	B	S	Min
Tate	0-6	0-0	1-2	3-6-9	3	1	1 5 0	0	31	
Pauldo c	0-4	0-0	0-0	2-0-2	2	0	0 2 1	1	17	
Wright g	6-13	1-5	2-2	0-1-1	1	15	0 7 0	3	28	
Thomas g	1-11	1-7	0-0	0-1-1	0	3	1 5 0	1	26	
Dunn g	1-2	0-0	0-0	1-4-5	3	2	3 5 0	0	19	
Smith	2-4	2-4	0-1	0-1-1	1	6	2 2 1	0	21	
Clark	0-0	0-0	2-2	0-3-3	1	2	0 1 0	1	13	
Pettaway	1-1	0-0	0-0	0-1-1	0	2	0 1 0	0	2	
Mason	2-4	0-0	0-0	1-2-3	0	4	0 2 1	0	13	
Shelton	1-8	0-5	0-0	3-1-4	3	2	0 6 0	1	30	
TEAM	3-5									
Totals	14-53	4-21	5-7	13-22-35	14	37	7 36 3	7	200	
Pct.	26.4	19.0	71.4	DR: 1						

FG's (1st half: 23-39, 59.0%; 2nd half: 10-27, 37.0%)
3FG's (1st half: 8-15, 53.3%; 2nd half: 4-14, 28.6%)
FT's (1st half: 5-7, 71.4%; 2nd half: 9-12, 75.0%)

Officials: Susan Blauch, Angela Lewis, Karen Preato
Attendance: 4646 • Technical Fouls: None

Score by Period	1st	2nd	Total
Clemson	12	25	37
Duke	59	33	92

[3/5] Duke 82, [18/21] Miami (Fla.) 58

Game 22 • February 3, 2011
Durham, N.C. (Cameron Indoor)

DUKE	FG	3FG	FT	REB	PF	TP	A TO	B	S	Min
Christmas f	6-11	0-1	2-2	3-5-8	4	14	6 3 0	1	27	
Jackson f	5-9	1-1	2-2	2-7-9	2	13	0 2 1	0	25	
K.Thomas c	3-6	0-0	3-4	3-6-9	2	9	3 3 3	0	28	
J.Thomas g	2-7	0-0	0-0	1-0-1	2	4	1 2 0	4	24	
Gray g	2-6	1-1	0-0	2-5-7	0	5	4 4 0	3	22	
Selby	2-3	0-1	0-0	0-1-1	0	4	1 1 0	0	7	
Wells	4-5	0-0	0-0	0-0-0	0	8	3 1 0	2	17	
Scheer	1-1	0-0	0-0	0-0-0	2	2	0 1 0	1	6	
Liston	2-3	0-0	0-0	1-1-2	1	4	0 0 0	0	7	
Peters	6-10	1-1	2-3	0-3-3	2	15	1 0 0	1	18	
Vernerey	2-3	0-0	0-0	1-0-1	4	4	3 2 1	1	19	
TEAM	1-0-1									
Totals	35-64	3-5	9-11	14-28-42	19	82	22 19 5	13	200	
Pct.	54.7	60.0	81.8	DR: 1						

FG's (1st half: 19-39, 48.7%; 2nd half: 16-25, 64.0%)
3FG's (1st half: 2-3, 66.7%; 2nd half: 1-2, 50.0%)
FT's (1st half: 3-4, 75.0%; 2nd half: 6-7, 85.7%)

Miami	FG	3FG	FT	REB	PF	TP	A TO	B	S	Min
Stroman f	2-5	0-0	0-0	3-3-6	4	4	1 2 0	0	28	
Bullock f	0-2	0-0	0-0	1-3-4	2	0	0 2 0	0	22	
Williams g	8-25	5-12	6-10	1-2-3	1	27	1 6 0	2	38	
Yderstrom g	2-6	1-4	2-2	1-1-2	0	7	5 2 4	0	37	
Johnson g	6-14	0-4	0-0	3-5-8	4	12	5 4 1	2	29	
Saunders	0-3	0-3	0-0	0-1-1	2	0	1 1 0	0	7	
Gardner	1-2	1-2	0-0	0-0-0	0	3	0 0 0	0	1	
Williams	1-5	0-0	3-4	0-1-1	0	5	0 2 0	0	19	
Brown	0-0	0-0	0-0	1-0-1	1	0	1 1 2	0	12	
Archer	0-0	0-0	0-0	1-0-1	1	0	0 0 0	0	7	
TEAM	4-0-4									
Totals	20-62	7-25	11-16	15-16-31	15	58	14 20 3	8	200	
Pct.	32.3	28.0	68.8	DR: 4						

FG's (1st half: 11-28, 39.3%; 2nd half: 9-34, 26.5%)
3FG's (1st half: 5-14, 35.7%; 2nd half: 2-11, 18.2%)
FT's (1st half: 5-8, 62.5%; 2nd half: 6-8, 75.0%)

Officials: Lawson Newton, Edward Sidlasky, Bruce Morris
Attendance: 5189 • Technical Fouls: None

Score by Period	1st	2nd	Total
Miami	32	26	58
Duke	43	39	82

[5/5] Duke 60, [13/12] North Carolina 62

Game 23 • February 7, 2011
Chapel Hill, N.C. (Carmichael Arena)

DUKE	FG	3FG	FT	REB	PF	TP	A TO	B	S	Min
Jackson f	0-8	0-2	0-0	0-4-4	2	0	1 0 0	1	21	
Peters f	1-4	0-0	1-2	1-1-2	2	2	1 0 0	0	10	
K.Thomas c	2-8	0-0	1-2	5-6-11	5	5	1 0 2	0	29	
J.Thomas g	7-15	2-4	2-4	0-2-2	3	18	5 5 0	4	36	
Gray g	7-16	4-7	2-2	1-5-6	3	20	4 2 0	1	32	
Selby	0-0	0-0	0-0	0-0-0	0	0	0 0 0	0	3	
Wells	0-0	0-0	0-0	0-0-0	0	0	0 1 0	0	4	
Christmas	1-5	0-2	0-1	2-2-4	3	2	2 1 0	0	26	
Scheer	0-1	0-1	0-0	0-2-2	0	0	1 1 0	1	12	
Liston	0-5	0-3	0-0	2-1-3	0	0	0 2 0	0	6	
Vernerey	6-7	0-0	1-3	3-1-4	3	13	1 1 0	2	21	
TEAM	4-2-6									
Totals	24-69	6-19	6-12	18-26-38	21	60	16 13 2	9	200	
Pct.	34.8	31.6	50.0	DR: 3						

FG's (1st half: 12-32, 37.5%; 2nd half: 12-37, 32.4%)
3FG's (1st half: 2-8, 25.0%; 2nd half: 4-11, 36.4%)
FT's (1st half: 0-1, 0.0%; 2nd half: 6-11, 54.5%)

UNC	FG	3FG	FT	REB	PF	TP	A TO	B	S	Min
Broomfield f	2-4	0-1	2-4	2-3-5	0	6	0 2 0	1	18	
Rolle c	4-8	0-0	2-3	2-7-9	3	10	1 4 7	1	25	
Gross g	0-1	0-1	0-0	1-2-3	2	0	0 0 0	0	6	
Degraffenreid g	3-5	1-2	0-1	1-2-3	2	7	4 2 0	1	30	
Lucas g										

[5/7] Duke 66, Boston College 53

Game 25 • February 13, 2011
Durham, N.C. (Cameron Indoor)

DUKE	FG	3FG	FT	REB	PF	TP	A TO	B	S	Min	
Christmas f	6-15	0-2	2-3	6-5-11	2	14	1	3	0	1	30
Vernerey f	7-10	0-0	1-2	1-2-3	1	15	2	3	2	1	28
K.Thomas c	7-11	0-0	2-2	3-7-10	2	16	0	2	3	4	32
J.Thomas g	2-10	0-4	0-2	1-5-6	0	4	2	1	1	2	35
Gray g	4-7	2-4	3-3	1-2-3	1	13	7	2	0	3	31
Selby	2-4	0-0	0-0	0-1-1	0	4	2	0	0	1	16
Wells	0-2	0-2	0-0	0-0-0	0	0	0	0	0	0	4
Scheer	0-2	0-1	0-0	2-1-3	1	0	4	0	2	1	18
Liston	0-1	0-1	0-0	0-0-0	0	0	0	1	0	0	3
Peters	0-1	0-0	0-0	0-0-0	2	0	0	0	0	0	3
TEAM				1-1-2							
Totals	28-63	2-14	8-12	15-24-39	9	66	18	12	8	13	200
Pct.	44.4	14.3	66.7	DR: 2							

FG's (1st half: 13-35, 37.1%; 2nd half: 15-28, 53.6%)
3FG's (1st half: 2-9, 22.2%; 2nd half: 0-5, 0.0%)
FT's (1st half: 1-3, 33.3%; 2nd half: 7-9, 77.8%)

Boston College	FG	3FG	FT	REB	PF	TP	A TO	B	S	Min	
Doherty f	1-9	1-6	0-0	0-1-1	3	3	3	3	0	2	33
Swords f	3-4	0-0	0-0	2-3-5	2	6	2	1	0	0	25
Murphy f	5-10	1-2	2-2	2-5-7	1	13	2	2	0	0	35
Shields g	2-9	2-9	0-0	0-2-2	0	6	3	2	0	2	32
Thoman g	7-15	5-9	2-2	1-5-6	4	21	5	6	0	1	37
Brown	0-3	0-0	0-0	1-1-2	0	0	0	1	0	1	9
Ruffin	0-0	0-0	0-0	0-0-0	1	0	1	1	0	0	8
Chapman	1-1	0-0	0-0	0-3-3	3	2	0	0	0	0	12
Zenevitch	1-1	0-0	0-0	0-1-1	0	2	0	1	0	0	9
TEAM				2-1-3							
Totals	20-52	9-26	4-4	8-22-30	14	53	16	19	0	6	200
Pct.	38.5	34.6	100.0	DR: 0							

FG's (1st half: 11-24, 45.8%; 2nd half: 9-28, 32.1%)
3FG's (1st half: 4-12, 33.3%; 2nd half: 5-14, 35.7%)
FT's (1st half: 2-2, 100.0%; 2nd half: 2-2, 100.0%)

Officials: Bonita Spence, Angelica Suffren, Mark McClenney
Attendance: 5654 • Technical Fouls: None

Score by Period	1st	2nd	Total
Boston College	28	25	53
Duke	29	37	66

[7/7] Duke 47, [16/17] Maryland 69

Game 26 • February 17, 2011
College Park, Md. (Comcast Center)

DUKE	FG	3FG	FT	REB	PF	TP	A TO	B	S	Min	
Christmas f	3-8	1-3	0-1	2-7-9	1	7	0	3	2	2	36
Vernerey f	6-13	0-0	0-0	2-2-4	1	12	0	2	1	0	32
K.Thomas c	0-3	0-0	2-2	3-4-7	3	2	2	4	1	3	33
J.Thomas g	4-12	1-3	3-4	0-5-5	2	12	4	8	0	1	34
Jackson g	0-1	0-0	0-0	0-1-1	0	0	1	0	0	1	3
Selby	1-4	1-3	0-0	0-1-1	1	3	1	2	0	0	13
Wells	2-5	0-1	1-2	0-0-0	0	5	1	2	0	2	16
Scheer	0-1	0-0	0-0	0-0-0	5	0	0	0	0	0	6
Liston	1-2	0-1	4-4	0-0-0	4	6	3	1	0	0	17
Peters	0-0	0-0	0-0	0-0-0	2	0	0	0	0	0	10
TEAM				2-2-4							
Totals	17-49	3-11	10-13	9-22-31	19	47	12	20	7	7	200
Pct.	34.7	27.3	76.9	DR: 2							

FG's (1st half: 7-19, 36.8%; 2nd half: 10-30, 33.3%)
3FG's (1st half: 2-5, 40.0%; 2nd half: 1-6, 16.7%)
FT's (1st half: 3-4, 75.0%; 2nd half: 7-9, 77.8%)

Maryland	FG	3FG	FT	REB	PF	TP	A TO	B	S	Min	
Hawkins f	4-6	0-0	2-2	1-3-4	0	10	0	0	0	1	24
Tchalchouang f	2-9	1-4	1-4	1-3-4	1	6	3	1	2	2	24
Thomas f	6-13	0-0	3-3	5-5-10	3	15	0	4	0	1	26
Kizer c	6-11	0-0	5-6	4-5-9	2	17	0	1	3	27	
Barrett g	2-4	1-2	0-0	0-0-0	4	5	6	2	0	1	21
Mincy	1-5	0-1	0-0	1-0-1	0	2	0	0	0	0	11
Taylor	1-2	0-0	0-0	0-1-1	0	2	1	0	0	2	13
Cloud	1-2	1-1	0-0	0-1-1	0	3	0	2	0	0	8
DeVaughn	2-4	0-0	0-2	4-1-5	3	4	2	2	0	1	22
Rodgers	2-7	1-4	0-1	1-3-4	0	5	5	2	0	3	24
TEAM				1-2-3							
Totals	27-63	4-12	11-18	18-24-42	13	69	17	13	3	14	200
Pct.	42.9	33.3	61.1	DR: 3							

FG's (1st half: 12-33, 36.4%; 2nd half: 15-30, 50.0%)
3FG's (1st half: 3-7, 42.9%; 2nd half: 1-5, 20.0%)
FT's (1st half: 0-5, 0.0%; 2nd half: 11-13, 84.6%)

Officials: Eric Brewton, Wesley Dean, Roy Gulybean
Attendance: 10031 • Technical Fouls: None

Score by Period	1st	2nd	Total
Duke	19	28	47
Maryland	27	42	69

[7/7] Duke 90, Virginia Tech 40

Game 27 • February 20, 2011
Durham, N.C. (Cameron Indoor Stadium)

DUKE	FG	3FG	FT	REB	PF	TP	A TO	B	S	Min	
Christmas f	4-10	1-4	3-3	5-1-6	1	12	1	1	0	1	21
K.Thomas f	3-6	0-0	2-3	10-7-17	0	8	2	5	1	1	30
Vernerey c	1-7	0-0	1-2	3-4-7	1	3	3	3	0	1	13
J.Thomas g	10-16	5-5	2-4	1-1-2	1	27	2	3	0	4	31
Gray g	1-2	0-1	2-2	0-1-1	2	4	0	0	0	0	3
Selby	0-3	0-1	0-0	0-0-0	2	0	1	0	0	0	2
Wells	0-6	0-5	3-4	1-2-3	1	3	3	3	1	1	18
Jackson	1-3	0-0	2-2	2-2-4	1	4	1	3	0	3	13
Scheer	0-0	0-0	2-2	0-0-0	1	2	3	0	2	0	11
Liston	7-10	3-5	2-2	1-3-4	1	19	4	0	0	6	22
Peters	4-6	0-0	0-0	1-1-2	2	8	1	2	0	0	21
TEAM				2-1-3							
Totals	31-69	9-21	19-24	26-23-49	13	90	21	20	4	19	200
Pct.	44.9	42.9	79.2	DR: 3							

FG's (1st half: 14-35, 40.0%; 2nd half: 17-34, 50.0%)
3FG's (1st half: 5-12, 41.7%; 2nd half: 4-9, 44.4%)
FT's (1st half: 12-14, 85.7%; 2nd half: 7-10, 70.0%)

Virginia Tech	FG	3FG	FT	REB	PF	TP	A TO	B	S	Min	
Evans f	0-0	0-0	2-2	1-1-2	1	2	0	4	0	2	15
Gordon c	5-6	0-0	0-0	2-3-5	1	10	1	1	0	1	30
Davis g	2-8	0-1	0-1	0-1-1	2	4	4	5	0	2	38
Fenyn g	2-8	1-3	2-2	1-3-4	1	7	1	3	0	1	23
Harrison g	2-4	0-0	0-0	0-2-2	3	4	1	3	0	0	14
Wilson	0-2	0-1	0-0	0-0-0	2	0	1	1	0	0	14
White	1-4	0-0	1-2	0-1-1	1	3	0	2	1	1	13
Montgomery	0-0	0-0	0-0	0-0-0	1	0	0	0	0	0	4
Tellier	0-5	0-1	0-0	2-1-3	2	0	1	6	0	1	17
Ayers	2-9	0-1	0-0	1-1-2	2	4	0	2	1	0	16
Basham	3-5	0-1	0-0	0-0-0	0	6	2	2	0	1	16
TEAM				3-1-4							
Totals	17-51	1-8	5-7	10-14-24	16	40	11	32	2	10	200
Pct.	33.3	12.5	71.4	DR: 3							

FG's (1st half: 8-26, 30.8%; 2nd half: 9-25, 36.0%)
3FG's (1st half: 1-5, 20.0%; 2nd half: 0-3, 0.0%)
FT's (1st half: 2-2, 100.0%; 2nd half: 3-5, 60.0%)

Officials: Ed Sidlasky, Luis Gonzalez, Timothy Bryan
Attendance: 5347 • Technical Fouls: None

Score by Period	1st	2nd	Total
Virginia Tech	19	21	40
Duke	45	45	90

[9/9] Duke 71, Virginia 48

Game 28 • February 24, 2011
Charlottesville, Va. (JPJA)

DUKE	FG	3FG	FT	REB	PF	TP	A TO	B	S	Min	
Vernerey f	4-9	0-0	3-5	5-5-10	3	11	0	4	4	2	24
K.Thomas c	3-7	0-0	1-5	3-13-16	0	7	3	0	4	2	30
J.Thomas g	7-18	4-9	0-0	1-4-5	2	18	5	6	1	0	35
Christmas g	0-3	0-2	0-0	3-4-7	2	0	3	4	0	3	26
Liston	6-10	4-6	0-1	1-4-5	1	16	0	2	0	1	28
Selby	0-3	0-3	0-0	0-2-2	1	0	1	1	1	1	8
Wells	3-5	1-2	0-0	0-1-1	4	7	3	2	0	0	18
Jackson	0-0	0-0	0-0	0-1-1	1	0	0	1	0	1	5
Scheer	0-0	0-0	0-0	0-2-2	2	0	0	1	1	0	5
Peters	5-6	0-0	2-2	0-0-0	0	12	1	2	0	1	21
TEAM				1-3-4							
Totals	28-61	9-22	6-13	14-41-55	16	71	16	23	11	11	200
Pct.	45.9	40.9									

[8/7] Duke 74, Georgia Tech 66

ACC Tournament Semifinal • March 5, 2011
Greensboro, N.C. (Greensboro Coliseum)

DUKE	FG	3FG	FT	REB	PF	TP	A TO	B	S	Min
Vernerey f	3-5	0-0	1-2	2-0-2	2	7	0	1	1	0 23
K.Thomas c	4-5	0-0	1-2	0-5-5	3	9	0	2	3	0 26
Selby g	2-3	1-1	0-0	1-1-2	1	5	3	1	0	1 15
J.Thomas g	4-10	1-2	3-4	0-3-3	1	12	5	2	0	1 37
Christmas g	7-10	1-2	5-6	2-4-6	4	20	2	4	0	2 31
Wells	0-1	0-0	0-0	0-0-0	1	0	1	0	0	0 5
Gray	2-5	2-3	4-6	0-4-4	2	10	3	1	0	2 27
Jackson	2-2	0-0	0-0	0-1-1	0	4	0	1	0	0 8
Scheer	0-1	0-0	0-0	0-0-0	0	0	0	1	0	0 7
Peters	3-4	0-0	1-2	2-1-3	4	7	0	2	0	1 21
TEAM	--	--	--	--	--	--	--	--	--	--
Totals	27-46	5-8	15-22	7-19-26	18	74	14	15	4	7 200
Pct.	58.7	62.5	68.2	DR: 3						

FG's (1st half: 15-22, 68.2%; 2nd half: 12-24, 50.0%)
3FG's (1st half: 3-3, 100.0%; 2nd half: 2-5, 40.0%)
FT's (1st half: 6-9, 66.7%; 2nd half: 9-13, 69.2%)

Georgia Tech	FG	3FG	FT	REB	PF	TP	A TO	B	S	Min
Regins f	2-4	0-0	0-1	3-2-5	3	4	1	0	0	1 23
Goodlett c	3-5	0-0	0-0	2-1-3	2	6	1	3	0	0 27
Walhour g	5-12	5-10	5-5	0-0-0	1	20	3	2	0	1 37
Montgomery g	4-14	2-8	2-2	4-7-11	3	12	1	2	0	0 36
Fosler g	1-5	0-0	1-1	2-4-6	5	3	4	3	0	2 28
Maye	0-1	0-0	0-0	0-0-0	0	0	0	0	0	0 2
Bennett	1-3	0-1	0-0	1-1-2	2	2	2	0	0	2 11
Hamilton-Carter	0-1	0-0	0-0	0-0-0	0	0	0	1	0	0 5
Fogdemark	0-0	0-0	0-0	0-0-0	0	0	0	0	0	0 0
Adams	0-0	0-0	0-0	0-0-0	0	0	0	0	0	0 1
Marshall	9-17	0-0	1-3	2-1-3	2	19	0	4	1	1 30
TEAM				5-0-5						1
Totals	25-62	7-19	9-12	19-16-35	18	66	12	16	1	7 200
Pct.	40.3	36.8	75.0	DR: 2						

FG's (1st half: 11-31, 35.5%; 2nd half: 14-31, 45.2%)
3FG's (1st half: 6-14, 42.9%; 2nd half: 1-5, 20.0%)
FT's (1st half: 1-1, 100.0%; 2nd half: 8-11, 72.7%)

Officials: Eric Brewton, Carla Fountain, Bryan Brunette
Attendance: -- • Technical Fouls: None

Score by Period	1st	2nd	Total
Georgia Tech	29	37	66
Duke	39	35	74

[8/7] Duke 81, [19/19] North Carolina 66

ACC Tournament Final • March 6, 2011
Greensboro, N.C. (Greensboro Coliseum)

DUKE	FG	3FG	FT	REB	PF	TP	A TO	B	S	Min
Christmas f	5-9	1-2	2-4	4-5-9	0	13	1	3	1	1 30
Vernerey f	5-7	0-0	0-0	2-1-3	2	10	1	2	2	1 26
K.Thomas c	3-10	0-0	0-0	4-4-8	3	6	4	2	0	0 31
Selby g	1-2	1-1	0-0	0-0-0	1	3	1	3	0	1 13
J.Thomas g	7-17	3-8	4-4	0-2-2	2	21	1	1	1	1 35
Wells	1-1	0-0	0-0	0-0-0	2	2	2	0	0	2 8
Gray	1-5	0-1	6-6	2-3-5	2	8	5	3	0	0 26
Jackson	2-3	0-1	0-0	0-1-1	0	4	0	0	0	0 6
Scheer	0-0	0-0	0-0	0-0-0	1	0	0	0	0	0 1
Liston	0-1	0-1	0-0	0-1-1	0	0	0	1	0	0 3
Peters	4-8	1-1	5-6	1-3-4	2	14	1	3	0	0 21
TEAM				3-2-5						
Totals	29-63	6-15	17-20	16-22-38	15	81	16	18	4	6 200
Pct.	46.0	40.0	85.0	DR: 2, 2						

FG's (1st half: 12-28, 42.9%; 2nd half: 17-35, 48.6%)
3FG's (1st half: 4-9, 44.4%; 2nd half: 2-6, 33.3%)
FT's (1st half: 9-12, 75.0%; 2nd half: 8-8, 100.0%)

UNC	FG	3FG	FT	REB	PF	TP	A TO	B	S	Min
Shegog f	4-6	0-0	2-2	0-2-2	3	10	2	5	1	1 26
Breland f	11-19	1-3	4-4	3-4-7	3	27	0	2	1	2 33
Gross g	1-1	0-0	0-0	0-0-0	4	2	1	2	0	2 11
DeGraffenred g	1-5	0-1	2-3	0-3-3	1	4	4	3	0	2 34
Lucas g	5-13	1-6	0-0	0-1-1	2	11	3	1	0	0 31
White	1-2	0-1	0-0	0-4-4	1	2	0	2	0	0 15
Wood	0-0	0-0	0-0	0-0-0	0	0	0	0	0	0 3
Rolle	0-0	0-0	0-0	0-0-0	0	0	0	1	0	0 6
Broomfield	1-3	0-0	3-5	2-1-3	1	5	1	2	0	2 16
Ruffin-Pratt	2-6	0-1	1-2	2-2-4	4	5	2	2	0	0 25
TEAM				1-2-3						
Totals	26-55	2-12	12-16	8-19-27	19	66	13	20	2	9 200
Pct.	47.3	16.7	75.0	DR: 1						

FG's (1st half: 13-26, 50.0%; 2nd half: 13-29, 44.8%)
3FG's (1st half: 0-3, 0.0%; 2nd half: 2-9, 22.2%)
FT's (1st half: 6-7, 85.7%; 2nd half: 6-9, 66.7%)

Officials: Eric Brewton, Sue Blauch, Joe Cunningham
Attendance: 9890 • Technical Fouls: None

Score by Period	1st	2nd	Total
North Carolina	32	34	66
Duke	37	44	81

[6/6] Duke 90, UT Martin 45

NCAA Tournament First Round • March 19, 2011
Durham, N.C. (Cameron Indoor)

DUKE	FG	3FG	FT	REB	PF	TP	A TO	B	S	Min
Christmas f	3-5	0-1	2-3	4-3-7	2	8	2	2	0	0 18
Vernerey f	4-7	0-0	0-0	1-3-4	2	8	0	0	0	1 15
K.Thomas c	4-7	0-0	0-0	2-2-4	0	8	5	0	0	3 21
Selby g	2-5	1-3	0-0	1-0-1	0	5	4	0	0	0 11
J.Thomas g	7-13	3-6	1-2	0-1-1	2	18	5	1	0	2 28
Wells	2-5	0-1	0-0	0-2-2	2	4	3	2	1	2 17
Gray	5-8	1-3	0-0	0-1-1	1	11	2	0	0	3 20
Jackson	1-3	0-0	3-6	2-5-7	2	5	2	0	0	3 19
Scheer	1-4	0-3	2-2	1-3-4	2	4	2	0	0	0 14
Liston	3-4	2-3	0-0	0-1-1	1	8	0	3	0	2 12
Peters	5-8	0-0	1-1	2-2-4	1	11	0	0	0	0 25
TEAM				1-1-2						
Totals	37-69	7-20	9-14	14-24-38	15	90	25	8	1	16 200
Pct.	53.6	35.0	64.3	DR: 1						

FG's (1st half: 17-32, 53.1%; 2nd half: 20-37, 54.1%)
3FG's (1st half: 3-10, 30.0%; 2nd half: 4-10, 40.0%)
FT's (1st half: 4-6, 66.7%; 2nd half: 5-8, 62.5%)

UT Martin	FG	3FG	FT	REB	PF	TP	A TO	B	S	Min
Haislip f	1-4	1-3	0-0	1-4-5	1	3	1	1	0	0 34
Weatherly f	0-1	0-1	1-2	0-4-4	1	1	0	2	0	0 28
Hawn f	1-2	0-0	0-0	0-0-0	2	2	1	0	0	0 8
Butler g	6-21	1-11	2-2	0-1-1	2	15	2	6	0	0 40
Newsome g	2-7	0-0	5-7	0-2-2	3	9	3	9	0	1 38
Wright	0-0	0-0	0-0	0-0-0	0	0	0	0	0	0 0
Minter	0-0	0-0	0-0	0-0-0	0	0	0	0	0	0 1
Hall	3-4	2-2	2-2	1-2-3	1	10	1	2	0	0 26
Swain	0-0	0-0	0-0	0-0-0	0	0	0	0	0	0 2
White	0-0	0-0	0-0	0-0-0	1	0	0	2	0	1 2
Bryant	0-0	0-0	0-2	2-0-2	0	0	0	0	0	0 2
Crawford	0-0	0-0	0-0	0-0-0	0	0	0	0	0	1 2
Glenn	2-3	0-0	0-0	2-4-6	3	4	0	0	0	0 13
Reedy	0-1	0-0	1-2	0-1-1	1	1	0	0	0	0 4
TEAM				2-4-6						2
Totals	15-43	4-17	11-17	8-22-30	15	45	8	24	0	3 200
Pct.	34.9	23.5	64.7	DR: 2						

FG's (1st half: 10-24, 41.7%; 2nd half: 5-19, 26.3%)
3FG's (1st half: 3-10, 30.0%; 2nd half: 1-7, 14.3%)
FT's (1st half: 8-10, 80.0%; 2nd half: 3-7, 42.9%)

Officials: Bryan Brunette, Karen Preato, Charlie Hurst
Attendance: 4319 • Technical Fouls: None

Score by Period	1st	2nd	Total
UT Martin	31	14	45
Duke	41	49	90

[6/6] Duke 71, [19/17] Marist 66

NCAA Tournament Second Round • March 21, 2011
Durham, N.C. (Cameron Indoor)

DUKE	FG	3FG	FT	REB	PF	TP	A TO	B	S	Min
Christmas f	4-9	0-3	3-6	3-3-6	2	11	2	0	1	4 26
Vernerey f	0-4	0-0	0-3	3-2-5	1	0	1	2	0	0 19
K.Thomas c	4-7	0-0	2-2	6-2-8	0	10	2	1	0	0 23
Selby g	2-5	0-2	0-1	2-0-2	1	4	1	2	0	2 19
J.Thomas g	7-22	3-6	0-1	1-3-4	0	17	4	2	0	3 38
Wells	0-0	0-0	0-0	0-0-0	1	0	1	1	0	0 7
Gray	4-7	2-3	3-4	0-4-4	1	13	3	1	0	3 20
Jackson	1-1	0-0	0-0	1-0-1	0	2	0	1	0	0 5
Scheer	1-2	0-1	0-0	2-2-4	1	2	0	1	0	0 9
Liston	0-1	0-1	0-2	1-2-3	0	0	0	1	0	0 6
Peters	4-5	0-1	4-4	1-4-5						

Duke Tradition

Individual Honors.....	69-73
Letterwinners.....	74-75
All-Time Jersey Numbers	76
Retired Jerseys.....	77
Year-by-Year Coaching Staffs	78
Duke in the ACC Tournament & WNIT.....	79
Duke in the NCAA Tournament.....	80
In Season Tournament Results	81
Duke in the Associated Press Rankings.....	82
Duke in the USA Today Rankings.....	83
Duke in the WNBA & ABL.....	84
International Hoops	85

Naismith Award -- National Player of the Year

Lindsey Harding (2007)

Wooden Award -- National Player of the Year

Alana Beard (2004)

State Farm Wade Trophy -- National Player of the Year

Alana Beard (2004)

Associated Press National Player of the Year

Alana Beard (2004)

United States Basketball Writers Association (USBWA) National Player of the Year

Alana Beard (2004)

Victor Award -- National Player of the Year

Alana Beard (2003)

ESPN.com -- National Player of the Year

Alana Beard (2004, 2003)

Lindsey Harding (2007)

WBCA National Defensive Player of the Year

Lindsey Harding (2007)

Frances Pomeroy Naismith Award

Lindsey Harding (2007)

Lowe's Senior Class Award

Alison Bales (2007)

Alana Beard (2004)

Joy Cheek (2010-finalist)

Jasmine Thomas (2011-finalist)

Abby Warner (2009)

Wade Trophy Finalist for National Player of the Year

Alison Bales (2007)

Alana Beard (2004, 2003)

Chante Black (2008)

Monique Currie (2006, 2005)

Lindsey Harding (2007)

Iciss Tillis (2003)

Jasmine Thomas (2010)

Naismith Finalist for National Player of the Year

Alana Beard (2004, 2003, 2002)

Monique Currie (2005)

Lindsey Harding (2007)

Georgia Schweitzer (2001)

Iciss Tillis (2004, 2003)

Jasmine Thomas (2010)

Wooden Award Finalist for National Player of the Year

Alana Beard (2004)

Monique Currie (2006, 2005)

Lindsey Harding (2007)

Jasmine Thomas (2010, 2011)

Honda Award Nominee for National Player of the Year

Alana Beard (2004, 2003, 2002)

Monique Currie (2005)

Lindsey Harding (2007)

Kodak All-America

Alana Beard (2004, 2003, 2002)

Monique Currie (2006, 2005)

Lindsey Harding (2007)

Georgia Schweitzer (2001)

Iciss Tillis (2003)

Michele VanGorp (1999)

AP All-America

Alison Bales (2007-3rd)

Alana Beard (2004, 2003-1st, 2002-1st; '01-HM)

Chante Black (2008-HM, 2009-3rd)

Monique Currie (2006-2nd, 2005-1st)

Nicole Erickson (1999-HM)

Lindsey Harding (2007-1st, 2006-HM)

Georgia Schweitzer (2001-3rd)

Iciss Tillis (2004-HM, 2003-HM, 2002-HM)

Jasmine Thomas (2011-2nd, 2010-3rd)

Michele VanGorp (1999-3rd)

Abby Waner (2008-HM, 2007)

John R. Wooden Award All-America

Alana Beard (2004)

Monique Currie (2006, 2005)

Lindsey Harding (2007)

United States Basketball Writers Association (USBWA) All-America

Alison Bales (2007-1st)

Alana Beard (2004-1st, 2003-1st, 2002-1st)

Chante Black (2009-1st)

Monique Currie (2006-1st, 2005 -1st)

Lindsey Harding (2007-1st)

Georgia Schweitzer (2001-1st)

Jasmine Thomas (2010)

Women's Basketball News Service All-America

Alana Beard (2004, 2003-1st; 2001-3rd)

Chris Moreland (1988-1st)

AWSF/FAST Break All-America

Sue Harnett (1991-3rd)

State Farm/Kodak/WBCA District II All-America

Alison Bales (2007)

Alana Beard (2004, 2003, 2002, 2001)

Chante Black (2008)

Monique Currie (2006, 2005)

Tyish Hall (1996)

Lindsey Harding (2007, 2006)

Hilary Howard (1998)

Katie Meier (1990)

Chris Moreland (1988, 1986)

Georgia Schweitzer (2001, 2000)

Iciss Tillis (2004, 2003, 2002)

Jasmine Thomas (2011, 2010)

United States Basketball Writers Association (USBWA) National Freshman of the Year

Alana Beard (2001)

Sports Illustrated for Women National Freshman of the Year

Alana Beard (2001)

Sports Illustrated National Freshman of the Year

Alana Beard (2001)

USBWA National Freshman of the Year

Alana Beard (2001)

Women's Basketball Journal National Freshman of the Year

Alana Beard (2001)

WomensCollegeHoops.com National Freshman of the Year

Alana Beard (2001)

CBS Sportsline National Freshman of the Year

Alana Beard (2001)

Basketball Times Freshman All-America

Alana Beard (2001)

WomensCollegeHoops.com Freshman All-America

Monique Currie (2002)

Women's Basketball Journal Freshman All-America

Alana Beard (2001-1st)

Basketball Yearbook Freshman All-America

Katie Meier (1986)

Women's Basketball Journal Defensive All-America

Peppi Browne (2000)

Rochelle Parent (2001-2nd)

NCAA Final Four All-Tournament Team

Alison Bales (2006)

Alana Beard (2003)

Monique Currie (2006)

Nicole Erickson (1999)

Michele VanGorp (1999)

NCAA All-Region**2011 (Philadelphia Region)**

Karima Christmas, Jasmine Thomas

2010 (Memphis Region)

Joy Cheek, Karima Christmas, Jasmine Thomas

2008 (Oklahoma City Region)

Chante Black

2007 (Greensboro Region)

Alison Bales

2006 (Bridgeport Region)

Alison Bales - MVP, Abby Waner

2005 (Chattanooga Region)

Monique Currie, Mistie Williams

2004 (Mideast)

Alana Beard, Monique Currie

2003 (Midwest)

Alana Beard - MVP, Iciss Tillis

2002 (East)

Alana Beard - MVP, Sheana Mosch, Michele Matyasovsky

2001 (West)

Alana Beard

1999 (East)

Georgia Schweitzer - MVP, Nicole Erickson, Michele VanGorp

1998 (West)

Peppi Browne, Nicole Erickson

ACC Athlete of the Year (Mary Garber Award)

Alana Beard (2003)

Lindsey Harding (2007)

ACC Player of the Year

Alana Beard (2004, 2003, 2002)

Monique Currie (2005)

Lindsey Harding (2007)

Chris Moreland (1987)

Georgia Schweitzer (2001, 2000)

ACC Rookie of the Year

Alana Beard (2001)

Katie Meier (1986)

Chris Moreland (1985)

All-ACC

Alison Bales (2007-1st)

Mistie Bass (2006-2nd, 2005-3rd, 2004-3rd)

Alana Beard (2004-1st, 2003-1st, 2002-1st, 2001-1st)*

Chante Black (2009-1st, 2008-2nd)

Peppi Browne (2000-1st)

Joy Cheek (2010-3rd)

Monique Currie (2006-1st, 2005-1st, 2004-2nd, 2002-2nd)

Ali Day (1996-2nd, 1995-1st)

Nicole Erickson (1999, 1998-2nd)

Jessica Foley (2005-3rd)

Connie Goins (1986-2nd)

Tyish Hall (1997, 1996-2nd)

Lindsey Harding (2007-1st, 2006-2nd, 2004-3rd)

Sue Harnett (1991-2nd, 1989-2nd)

Hilary Howard (*99-2nd, 1998-1st)

Carey Kauffman (1995, 1994-2nd)

Vicki Krapohl (2003-3rd)

Katie Meier (1990-1st)

Chris Moreland (1988-2nd, 1987, 1986-1st, 1985-2nd)

Sheana Mosch (2001-3rd)

Kira Orr (1997-2nd)

Georgia Schweitzer (2001-1st, 2000-1st)

Iciss Tillis (2004-1st, 2003-1st, 2002-1st)

Jasmine Thomas (2011-1st, 2010-1st)

Krystal Thomas (2011-3rd)

Michele VanGorp (1999-1st)

Abby Waner (2008-3rd, 2007-2nd)

ACC All-Freshman Team

Mistie Bass (2003)

Alana Beard (2001)

Payton Black (1996)

Peppi Browne (1997)

Monique Currie (2002)

Krista Gingrich (1999)

Chelsea Gray (2011)

Lindsey Harding (2003)

Michele Matyasovsky (2000)

Sheana Mosch (2000)

Jennifer Scanlon (1993)

Georgia Schweitzer (1998)

Wanisha Smith (2005)

Iciss Tillis (2001)

Allison Vernerey (2010)

Abby Waner (2006)

Wynter Whitley (2002)

ACC Defensive Player of the Year

Chante Black (2009)

Lindsey Harding (2006 & 2007)

ACC All-Defensive Team

Allison Bales (2007, 2005)
 Alana Beard (2004, 2003, 2002, 2001)*
 Chante Black (2009)
 Peppi Browne (2000)
 Lindsey Harding (2007, 2006, 2004)
 Keturah Jackson (2010)
 Rochelle Parent (2002, 2001)
 Jasmine Thomas (2011)
 Iciss Tillis (2002)

ACC Tournament MVP

Monique Currie (2002)
 Georgia Schweitzer (2001)
 Jasmine Thomas (2011, 2010)
 Iciss Tillis (2004, 2003)

ACC All-Tournament Team

Alison Bales (2007-2nd)
 Mistie Bass (2004-2nd)
 Alana Beard (2004-1st, 2003-1st, 2002-1st, 2001-1st)
 Chante Black (2005-2nd)
 Payton Black (1996-2nd)
 Joy Cheek (2008-2nd, 2010-1st)
 Karima Christmas (2011-1st, 2010-1st)
 Monique Currie (2006-2nd, 2005-1st, 2004-2nd)
 Ali Day (1995-2nd)
 Nicole Erickson (1998-2nd)
 Carrem Gay (2009-1st)
 Krista Gingrich (2002-2nd)
 Chelsea Gray (2011-2nd)
 Lindsey Harding (2003-2nd)
 Hilary Howard (1998-1st)
 Michele Matyasovsky (2001-2nd)
 Katie Meier (1990)
 Chris Moreland (1985)
 Sheana Mosch (2003-2nd, 2000-2nd)
 Kira Orr (1995-1st, 1996-1st, 1997-1st)
 Rochelle Parent (2001-1st)
 Lauren Rice (2000-1st)
 Georgia Schweitzer (2000-1st)
 Iciss Tillis (2002-2nd)
 Michele VanGorp (1999-2nd)
 Abby Waner (2009-1st, 2008-1st, 2007-1st)
 Missy West (2000-2nd)

ACC Players of the Week

2010-11 - Jasmine Thomas
 2009-10 - Jasmine Thomas
 2006-07 - Alison Bales, Lindsey Harding (two times), Wanisha Smith, Abby Waner
 2005-06 - Monique Currie (two times), Lindsey Harding
 2004-05 - Monique Currie (two times)
 2003-04 - Mistie Bass, Iciss Tillis, Alana Beard (six times)
 2002-03 - Alana Beard (six times), Iciss Tillis (four times)
 2001-02 - Alana Beard (five times)
 2000-01 - Alana Beard, Sheana Mosch
 1999-00 - Georgia Schweitzer (two times)
 1998-99 - Nicole Erickson (three times), Michele VanGorp
 1997-98 - Hilary Howard, Michele VanGorp
 1996-97 - Payton Black, Tyish Hall
 1995-96 - Tyish Hall (four times)
 1994-95 - Ali Day (two times), Carey Kauffman
 1993-94 - Carey Kauffman

1990-91 - Sue Harnett
 1989-90 - Katie Meier (two times)
 1988-89 - Sue Harnett
 1987-88 - Katie Meier, Chris Moreland
 1986-87 - Katie Meier, Chris Moreland
 1985-86 - Connie Goins
 1984-85 - Chris Moreland (two times)
 1983-84 - Maura Hertzog

► *Alana Beard holds the ACC record with 18 ACC Player of the Week Selections*

ACC Rookies of the Week

2010-11 - Chelsea Gray
 2009-10 - Allison Vernerey
 2007-08 - Krystal Thomas
 2006-07 - Joy Cheek
 2005-06 - Abby Waner (two times)
 2004-05 - Chante Black, Wanisha Smith (three times)
 2002-03 - Mistie Bass (two times), Jessica Foley, Lindsey Harding
 2001-02 - Monique Currie (five times), Wynter Whitley
 2000-01 - Alana Beard (seven times), Rometra Craig, Iciss Tillis (two times)
 1997-98 - Georgia Schweitzer
 1996-97 - Peppi Browne (two times)
 1995-96 - Payton Black (three times), Nazrawit Medhanie
 1992-93 - Jen Scanlon
 1990-91 - Shannon Wills

ACC All-Star Team

Windsor Coggeshall (1994)
 Tyish Hall (1994)
 Jennifer Scanlon (1993)

U.S. Olympic Festival

Payton Black (1995)
 Debbie Leonard (coach - 1987)
 Chris Moreland (1986)
 Kira Orr (1994, '95)

NCAIAW Division I All-Star Team

Barb Krause (1981-1st)

ESPN The Magazine Shooting Guard of the Year

Alana Beard (2002)

ESPN The Magazine Power Forward of the Year

Iciss Tillis (2002 - nominee)

Robin Roberts/WBCA Broadcasting Scholarship

Lindsey Harding (2007)

Nancy Lieberman Step Up Award Nominee (Top Point Guard)

Alana Beard (2002)
 Lindsey Harding (2007 - winner, 2006, 2004)
 Georgia Schweitzer (2001)
 Jasmine Thomas (2011, 2010)

WBCA All-Star Challenge

Mistie Bass (2006)
 Alana Beard (2004)
 Monique Currie (2006)
 Georgia Schweitzer (2001)
 Iciss Tillis (2004)

Mountain Dew Three-Point Championship

Vicki Krapohl (2004)

All-Time All-Tournament Team Selections

2009 Women of Troy Classic - Chante Black - MVP, Jasmine Thomas
 2008 Paradise Jam - Chante Black
 2007 Blue Sky Classic - Lindsey Harding - MVP, Abby Waner
 2006 Duke Classic - Lindsey Harding - MVP, Mistie Bass
 2006 Surf'N Slam Classic - Monique Currie - MVP, Chante Black, Mistie Williams
 2005 Sportsview.tv WNIT - Monique Currie
 2004 Duke Classic - Alana Beard - MVP, Monique Currie, Iciss Tillis
 2004 LMU Marina Beach Classic - Alana Beard - MVP, Monique Currie
 2003 South Padre Shootout - Alana Beard - MVP, Sheana Mosch, Jessica Foley
 2003 Duke Classic - Alana Beard - MVP, Iciss Tillis
 2002 Paradise Jam - Alana Beard - MVP, Iciss Tillis
 2002 Duke Classic - Alana Beard - MVP, Iciss Tillis
 2002 South Padre Shootout - Alana Beard - MVP, Sheana Mosch, Jessica Foley
 2002 Paradise Jam - Alana Beard - MVP, Iciss Tillis
 2001 Duke Classic - Alana Beard
 2000 Women's Sports Foundation Classic - Alana Beard - MVP, Georgia Schweitzer, Iciss Tillis
 2000 Duke Classic - Georgia Schweitzer - MVP, Alana Beard, Rometra Craig
 2000 Fun in the Sun Shootout - Georgia Schweitzer - MVP, Sheana Mosch
 1999 Sun Splash Shootout - Peppi Browne - MVP, Georgia Schweitzer
 1999 Duke Classic - Georgia Schweitzer - MVP, Peppi Browne
 1998 Duke Classic - Nicole Erickson - MVP, Michele VanGorp
 1998 Nike Four in the Fall - Michele VanGorp
 1997 State Farm Classic - Payton Black, Michele VanGorp
 1997 Duke Classic - Nicole Erickson - MVP
 1997 San Juan Shootout - Payton Black, Michele VanGorp
 1996 Central Fidelity Invitational - Payton Black
 1996 Duke Classic - Kira Orr - MVP, Payton Black, Peppi Browne
 1995 UNO Thanksgiving Classic - Tyish Hall - MVP, Ali Day
 1995 Duke Classic - Tyish Hall - MVP, Kira Orr, Jennifer Scanlon
 1995 ACC Big Four Classic - Tyish Hall
 1994 ODU Dial Soap Classic - Carey Kauffman, Kira Orr
 1994 Duke Classic - Jennifer Scanlon - MVP, Ali Day, Kira Orr
 1994 St. Joe's Hawk Classic - Jennifer Scanlon - MVP, Carey Kauffman
 1993 Duke Classic - Missy Anderson - MVP, Zeki Blanding
 1993 Oakland Tribune Classic - Carey Kauffman, Jennifer Scanlon
 1992 Seattle Times Husky Classic - Jennifer Scanlon
 1992 Duke Classic - Zeki Blanding
 1991 Boilermaker Classic - Robin Baker, Monika Kost
 1991 Duke Classic - Celeste Lavoie
 1991 Harvard Invitational - Monika Kost - MVP, Celeste Lavoie
 1990 USF Holiday Classic - Traci Williams - MVP, Sue Harnett
 1990 Coca-Cola Jowers Jamboree - Sue Harnett - MVP, Traci Williams
 1990 Duke Dial Soap Classic - Sue Harnett, Traci Williams
 1990 Felpausch/MSU - Holiday Classic, Sue Harnett
 1989 Duke Dial Soap Classic - Katie Meier - MVP, Sue Harnett
 1989 Bowling Green Bank - Sue Harnett, Katie Meier
 1988 VCU Classic - Sue Harnett - MVP, Jenni Kraft
 1988 Duke Dial Soap Classic - Sue Harnett - MVP, Robin Baker, Jenni Kraft
 1988 Downeast Auto Classic - Sue Harnett - MVP
 1987 Anhueser Busch Tip-Off Classic - Katie Meier - MVP, Sue Harnett, Chris Moreland
 1987 Lady Friar Classic - Katie Meier - MVP, Chris Moreland
 1986 Cahill Invitational - Chris Moreland
 1984 USF Holiday Classic - Joanne Boyle, Connie Goins

McDonald's All-America

2011 - Amber Henson, Elizabeth Williams
 2010 - Chelsea Gray, Richa Jackson, Haley Peters
 2007 - Jasmine Thomas, Krystal Thomas
 2006 - Joy Cheek
 2005 - Carrem Gay, Abby Waner
 2004 - Wanisha Smith, Chante Black
 2003 - Alison Bales, Brittany Hunter
 2002 - Mistie Bass, Caitlin Howe, Brooke Smith

WBCA All-America

2011 - Amber Henson, Elizabeth Williams
 2010 - Chelsea Gray, Richa Jackson
 2008 - Shay Selby
 2007 - Jasmine Thomas, Krystal Thomas, Karima Christmas
 2006 - Bridgette Mitchell
 2005 - Carrem Gay, Abby Waner
 2004 - Wanisha Smith, Chante Black
 2003 - Alison Bales, Brittany Hunter
 2002 - Mistie Bass, Brooke Smith
 2001 - Monique Currie, Wynter Whitley
 2000 - Alana Beard, Iciss Tillis, Rometra Craig
 1999 - Olga Gvozdenovic, Michele Matyasovsky
 1994 - Nicole Erickson
 1993 - Windsor Coggeshall

National Coach of the Year**Naismith**

2003, 2007 - Gail Goestenkers

Associated Press

2007 - Gail Goestenkers

Russell Athletic/WBCA

2003, 2007 - Gail Goestenkers

USBWA

2007 - Gail Goestenkers

GBallmag.com

2002 - Gail Goestenkers

Basketball Times

2000, 2007 - Gail Goestenkers

Victor Award

2003, 1999 - Gail Goestenkers

Naismith Finalist for Coach of the Year

2004, 2003, 2002, 2001 - Gail Goestenkers

ACC Coach of the Year

2010 - Joanne P. McCallie
 2004, 2003, 2002, 1999, 1996, 1995 - Gail Goestenkers
 1985 - Debbie Leonard

WBCA District II Coach of the Year

2004, 2003, 2002, 2001 - Gail Goestenkers

NCAA District III Coach of the Year

1995 - Gail Goestenkers
 1985 - Debbie Leonard

ESPN The Magazine Academic All-America

2010-11 - Jasmine Thomas (Second Team)
 2009-10 - Jasmine Thomas (Third Team)
 2006-07 - Abby Waner (First Team)

GTE/CoSIDA Academic All-America

1988 - Katie Meier (Second Team)
 1984 - Stacy Hurd (Honorable Mention)
 1983 - Stacy Hurd (Honorable Mention)

ESPN The Magazine/CoSIDA Academic All-District III

2011 - Jasmine Thomas
 2010 - Jasmine Thomas
 2009 - Jasmine Thomas
 2008 - Abby Waner
 2007 - Abby Waner
 2006 - Jessica Foley
 2005 - Jessica Foley
 1988 - Paula Anderson

Wallace Wade Scholarship

1997 - Ali Day
 1991 - Sue Harnett

ACC Postgraduate Scholarship

1996 - Ali Day

Kay Yow ACC Scholar-Athlete of the Year

2010-11 - Jasmine Thomas
 2009-10 - Jasmine Thomas

ACC All-Academic Team

2010-11 - Jasmine Thomas, Haley Peters, Kathleen Scheer, Shay Selby, Allison Vernerey
 2009-10 - Jasmine Thomas, Keturah Jackson, Bridgette Mitchell, Allison Vernerey
 2008-09 - Jasmine Thomas, Bridgette Mitchell
 2007-08 - Abby Waner
 2006-07 - Alison Bales, Abby Waner
 2005-06 - Jessica Foley
 2004-05 - Jessica Foley
 2003-04 - Vicki Krapohl
 2002-03 - Jessica Foley, Michele Matyasovsky
 2001-02 - Krista Gingrich, Michele Matyasovsky
 2000-01 - Georgia Schweitzer
 1999-00 - Krista Gingrich, Georgia Schweitzer
 1998-99 - Georgia Schweitzer
 1997-98 - Payton Black, Michele VanGorp

ACC Honor Roll

2010-11 - Karima Christmas, Chelsea Gray, Tricia Liston, Haley Peters, Kathleen Scheer, Shay Selby, Jasmine Thomas, Krystal Thomas, Allison Vernerey
 2009-10 - Chelsea Hopkins, Bridgette Mitchell, Kathleen Scheer, Shay Selby, Jasmine Thomas, Allison Vernerey
 2008-09 - Chante Black, Joy Cheek, Carrem Gay, Chelsea Hopkins, Bridgette Mitchell, Kathleen Scheer, Jasmine Thomas, Abby Waner
 2007-08 - Chante Black, Bridgette Mitchell, Jasmine Thomas, Abby Waner, Emily Waner
 2006-07 - Alison Bales, Chante Black, Bridgette Mitchell, Abby Waner, Emily Waner
 2005-06 - Alison Bales, Jessica Foley, Abby Waner, Emily Waner, Mistie Bass

2004-05 - Alison Bales, Jessica Foley, Caitlin Howe, Emily Waner
 2003-04 - Alison Bales, Jessica Foley, Caitlin Howe, Vicki Krapohl, Kalita Marsh
 2002-03 - Monique Currie, Jessica Foley, Caitlin Howe, Vicki Krapohl, Michele Matyasovsky, Brooke Smith
 2001-02 - Krista Gingrich, Michele Matyasovsky
 2000-01 - Krista Gingrich, Vicki Krapohl, Georgia Schweitzer, Missy West
 1999-00 - Jennifer Forte, Krista Gingrich, Rochelle Parent, Georgia Schweitzer
 1998-99 - Payton Black, Krista Gingrich, Naz Medhanie, Lauren Rice, Georgia Schweitzer
 1997-98 - Payton Black, Shaeeta Brown, Naz Medhanie, Michele VanGorp
 1996-97 - Katie Brodnik, Shaeeta Brown, Windsor Coggeshall, Jennifer Forte, Tye Hall, Naz Medhanie
 1995-96 - Shaeeta Brown, Ali Day, Naz Medhanie
 1994-95 - Zeki Blanding, Susan Brandau, Ali Day, Carey Kauffman, Kristina Meiman
 1993-94 - Susan Brandau, Ali Day, Valerie Evans, Carey Kauffman, Kristina Meiman, Mary Ann Puckett
 1992-93 - Susan Brandau, Ali Day, Carey Kauffman
 1991-92 - Susan Brandau, Valerie Evans, Carey Kauffman, Monika Kost, Celeste Lavoie, Pamela McFarland, Heather McKaig
 1990-91 - Monica Kost
 1989-90 - Susan Harnett, Pamela McFarland, Jacki McKisson, Leigh Morgan, Teri Rodgers
 1988-89 - Susan Harnett, Katie Meier, Leigh Morgan, Teri Rodgers
 1987-88 - Paula Anderson, Dade Fletcher, Katie Meier, Leigh Morgan, Teri Rodgers
 1986-87 - Paula Anderson, Rita Kalinowski, Katie Meier, Chris Moreland, Carolyn Sonzogni
 1985-86 - Paula Anderson, Connie Goins, Kimberly Hunter, Rita Kalinowski, Katie Meier, Chris Moreland, Kathryn Radabaugh
 1984-85 - Paula Anderson, Connie Goins
 1983-84 - Connie Goins, Jo Harlow, Maura Hertzog, Stacy Hurd
 1982-83 - Connie Goins, Jo Harlow, Stacy Hurd, Margo Walsh

Missy Anderson G	1991, 92, 93, 94	Jonesville, Va.	Joy James	1976	
Paula Anderson G/F	1985, 86, 87, 88	Fairfax, Va.	Nicole Johnson G/F	1991, 92, 93, 94	Fridley, Minn.
Alison Bales C	2004, 05, 06, 07	Dayton, Ohio	Takisha Jones F	1996, 97, 98, 99	Orangeburg, S.C.
Robin Baker G	1989, 90, 91, 92	Buhler, Kan.	Rita Kalinowski C	1985, 86, 87	Smithton, Pa.
Mistie Bass C	2003, 04, 05, 06	Janesville, Wis.	Carey Kauffman G/F	1992, 93, 94, 95	Lilburn, Ga.
Alana Beard G/F	2001, 02, 03, 04	Frierson, La.	Laurie Koffenberger F	1976, 77	Newark, Del.
Betsy Bergeron G	1976, 77, 78, 79	Greenwich, Conn.	Monika Kost F	1988, 90, 91, 92	Lindenhurst, N.Y.
Chante Black C	2005, 06, 07, 08, 09	Winston-Salem, N.C.	Jenni Kraft F/G	1989	Franklin, Wis.
Payton Black F	1996, 97, 98, 99	Westchester, Pa.	Vicki Krapohl G	2001, 02, 03, 04	Mount Pleasant, Mich.
Zeki Blanding C	1992, 93, 94, 95	Springfield, Va.	Barb Krause F	1979, 80, 81	Freeport, Maine
Joanne Boyle F	1982, 83, 84, 85	Monroeville, Pa.	Laura Kurz G/F	2005, 06	Lower Gwynedd, Pa.
Susan Brandau G	1992, 93, 94, 95	Lilburn, Ga.	Ellen Langhi F	1986, 87, 88, 89	Hopkinsville, Ky.
Katie Brodrik F	1996, 97	Vienna, Va.	Celeste Lavoie F	1991, 92	Nashua, N.H.
LaNedra Brown C	2000, 01	Rochester, N.Y.	Laurie Layman	1976	
Shaeeta Brown G	1994, 95, 97, 98	Brusly, La.	Sue Leonard G	1979	Park Ridge, Ill.
Peppi Browne G/F	1997, 98, 99, 00	Silver Spring, Md.	Tricia Liston G	2011	River Forest, Ill.
Liz Bulger C	1977, 78, 79	Rockville, Md.	Mary Lockey G	1977, 78	Newport, N.C.
Tracy Carter G	1989	Shaker Heights, Ohio	Pam Markiewicz G	1979, 80	West Hartford, Conn.
Joy Cheek F	2007, 08, 09, 10	Charlotte, N.C.	Kalita Marsh G	2004	Wilston, N.C.
Jennifer Chestnut C	1981, 82, 83, 84	Alief, Tex.	Kim Matthews G/F	1979, 80, 81, 82	Cincinnati, Ohio
Karima Christmas F/G	2008, 09, 10	Houston, Tex.	Michele Matyasovsky F	2000, 01, 02, 03	Somerdale, N.J.
Tracey Christopher F	1986, 87, 88, 89	Pittsburgh, Pa.	Tara McCarthy G	1978, 79, 80	Garden City, N.Y.
Windsor Coggeshall F	1994, 95, 96, 97	Vienna, Va.	Dana McDonald G	1990, 91, 92, 93	Milheim, Pa.
Heather Conway C	1981	Orange, Canada	Pam McFarland G	1989, 90, 91, 92	Ocean City, N.J.
Jennifer Copeland G	1982	Inman, S.C.	Jennifer McGinnis F	1995	Oak Ridge, Tenn.
Rometra Craig G	2001	Portola Valley, Calif.	Heather McKaig G	1991, 92, 93	Charlotte, N.C.
Monique Currie G/F	2002, 04, 05, 06	Washington, D.C.	Jackie McKisson F	1990	Bloomington, Minn.
Ali Day C	1993, 94, 95, 96	Hudson, Ohio	Nazrawit Medhanie G	1996, 97, 98, 99	Spanga, Sweden
Leslie Earnhard T F	1979, 80	Rockwell, N.C.	Katie Meier G	1986, 87, 88, 90	Wheaton, Ill.
Ruth Ellis G/F	1978	Greenville, S.C.	Kristina Meiman G	1992, 93, 94, 95	Louisville, Ky.
Nicole Erickson G	1998, 99	Fullerton, Calif.	Candy Mikels F	1982, 83, 84, 85	High Point, N.C.
Valerie Evans F	1991, 92, 93, 94	Terre Haute, Ind.	Brittany Mitch G/F	2006, 07, 08	McLean, Va.
Dade Fletcher F	1988	Raleigh, N.C.	Bridgette Mitchell F/G	2007, 08, 09, 10	Trenton, N.J.
Jessica Foley G	2003, 04, 05, 06	Wodonga, Victoria, Australia	Sue Monroe F	1979, 80	Washington, D.C.
Jennifer Forte C	1997, 98, 99	Raleigh, N.C.	Chris Moreland F	1985, 86, 87, 88	Alexandria, Va.
Kathy Friend F	1978	Charlottesville, Va.	Dana Morgan G	2004	Camden, Ark.
Carrem Gay F	2006, 07, 08, 09	New York, N.Y.	Leigh Morgan G	1987, 88, 89, 90	Port Angeles, Wash.
Lello Gebisa C	2000, 01	West Lafayette, Ind.	Sheana Mosch G	2000, 01, 02, 03	Clearfield, Pa.
Krista Gingrich G	1999, 00, 01, 02	Lewistown, Pa.	Kira Orr G	1994, 95, 96, 97	Poolesville, Md.
Carol Giordano F	1978	Decatur, Ga.	Rochelle Parent F	1998, 99, 00, 01	Akron, Ohio
Connie Goins G	1983, 84, 85, 86	Frankfort, Ky.	Haley Peters G/F	2011	Red Bank, N.J.
Chelsea Gray G	2011	Stockton, Calif.	Marcy Peterson F	1989, 90	Bowie, Ariz.
Jeanne Griffin G	1979	Charleston, S.C.	Mary Ann Puckett C	1994	Dowelltown, Tenn.
Olga Gvozdenovic C	2000, 01	Glenview, Ill.	Kathy Radabaugh G	1986	Doylestown, Pa.
Tyish Hall F	1994, 95, 96, 97	Centreville, Va.	Holly Reid G/F	1980, 81	Rumson, N.J.
Lynne Hanrahan F	1986	Rockville, Md.	Lauren Rice F	1997, 98, 99, 00	Peru, Ind.
Lindsey Harding G	2003, 04, 05, 06, 07	Houston, Tex.	Teri Rodgers G	1988, 89, 90	Libertyville, Ill.
Jo Harlow F	1981, 82, 83, 84	Harrodsburg, Ky.	Alexis Rogers G/F	2010	West Chester, Ohio
Sue Harnett C	1987, 88, 89, 91	Staten Island, N.Y.	Jennifer Rokus C	1980	Leesburg, Va.
Allison Hart F	1983, 84, 85	Peoria, Ill.	Claire Rose G/F	1980, 81, 82, 83	Bryn Mawr, Pa.
Maureen Hathorn F	1978	Wheaton, Md.	Jennifer Scanlon G/F	1993, 94, 95, 96	Ballston, N.Y.
Janee Hayes F	1999, 00, 01	Washington, D.C.	Kathleen Scheer F/G	2009, 10	New Haven, Mo.
Ada Healey G/F	1981	Atlanta, Ga.	Georgia Schweitzer G	1998, 99, 00, 01	Pataskala, Ohio
Juanita Hepburn C	1996, 97, 98	Pretoria, South Africa	Shay Selby G	2009, 10	Cleveland, Ohio
Maura Hertzog G	1982, 83, 84, 85	Allentown, Pa.	Brooke Smith C	2003	San Anselmo, Calif.
Chelsea Hopkins G	2009, 10	Las Vegas, Nev.	Wanisha Smith G	2005, 06, 07, 08	Upper Marlboro, Md.
Hilary Howard G	1996, 97, 98, 99	Scarsdale, N.Y.	Carolyn Sonzogni G	1984, 85, 86, 87	Oradell, N.J.
Caitlin Howe G	2004, 05	Rochester, N.Y.	Alice Steuby F	1990	St. Louis, Mo.
Brittany Hunter F/C	2004	Columbus, Ohio	Sarah Sullivan C	1983, 85, 86, 87	Wynnewood, Pa.
Kim Hunter G	1984, 85, 86, 87	Plainfield, N.J.	Sigrid Taylor F/C	1977	Staten Island, N.Y.
Stacy Hurd F	1981, 82, 83, 84	Troy, N.Y.	Kathy Tenney G	1981	Buffalo, N.Y.
Keturah Jackson G/F	2006, 07, 08, 09, 10	Columbia, S.C.	Jasmine Thomas G	2008, 09, 10	Fairfax, Va.
Richa Jackson F	2011	Midwest City, Okla.	Krystal Thomas C	2008, 09, 10	Orlando, Fla.
Brittany James F	1989	West Hempstead, N.Y.	Patti Thomasson G	1980, 81	Charleston, W. Va.

Iciss Tillis F	2001, 02, 03, 04	Tulsa, Okla.
Michele VanGorp C	1998, 99	Macomb, Mich.
Allison Vernerey C	2010	Alsace, France
Margo Walsh G	1980, 81, 82, 83	Endwell, N.Y.
Patty Walsh G	1976, 77	Bethesda, Md.
Abby Waner G	2006, 07, 08	Highlanda Ranch, Colo.
Emily Waner G	2006, 07, 08	Highlands Ranch, Colo.
Lisa Warren C	1977, 78, 79, 80	Barrington, R.I.
Susan Weeks F	1985	Clayton, Mo.
Chloe Wells G	2011	Colton, Calif.
Missy West G	1997, 99, 00, 01	Malone, N.Y.
Crystal White C	2001	Clinton Township, Mich.
Wynter Whitley F/C	2002, 03, 04, 05	Atlanta, Ga.
Shannon Wills F	1990, 91, 92	Pittsburgh, Pa.
Traci Williams G	1988, 89, 90, 91	Fayetteville, N.C.

Managers

Ben Adams - 2005, 06, 07; Gloria Ahn - 2009, 10, 11; Katy Ast - 1990; Nicole Anderson - 1991; Neil Berlin - 1996, 97, 98, 99; Arway Boker - 2004, 05, 06, 07; Lynn Bolling - 1979, 80; Harold Bost - 1988, 89, 90; Kenny Brown - 1992; Michelle Brown - 1999, 00, 01; Alexis Carter - 2008, 09, 10; Jung Inn Choi - 2005, 06, 07; Catherine Citrano - 1985; Jessica David - 2010, 11; Darla DeFrance - 1994, 95, 97; Patrick Erker - 2004, 05, 06, 07; Rob Feagin - 1988; Tommy Feehan - 2005, 06, 07, 08; Ann Fields - 2009, 10; Tameika Fleming - 1999, 00, 01; Jake Friedman, 2011; Jill Gambling - 1985; Taylor Glymph - 2009, 10, 11; Junior Gonzales - 2003, 04; Steve Gregg - 1991; Elizabeth Hall - 08; Alexis Harris - 2011; Mychal Harrison - 2000, 01; Maya Hughes - 2004; Risa Isard - 2011; Erin James - 2005, 07; Jordan Jarrett - 2009, 10; Neil Johnson - 2001; Margaret Jones - 1984; Teresa Jones - 1983, 84; Kathy Kennedy - 1979, 80, 81, 82; Caroline Logue - 2005; Kalita Marsh - 2001, 02, 03; Jaime Marsanico - 98, 99, 00, 01; Paige Martin - 2006, 07; Martha Morris - 1981, 82, 83; Susan Morris - 1981, 82, 83; P.J. Moses - 1992, 93, 94, 95; Samantha Mumma - 2008, 09, 11; Candace Murphy - 2006, 07, 08; Stephanie Louis - 2001, 02, 03, 04; Jany Lyon - 1984; Morgan Oliver - 2010, 11; Elisabeth Pitts - 2011; Amanda Rosen - 2006, 07; Alex Ryan - 2004; Justin Shapiro - 2004, 05; Margaret Skoglund - 2007, 08, 09, 10; Shani Taylor - 2005; Debbie Teske - 1983; Toby Valentino - 1996, 97, 98, 99; Michelle Williams - 1999, 00; Sade In the Woods - 2007.

The following is a list of numbers worn by Duke women's basketball players from the 1977-78 season to the present. The names under each number are listed beginning with the most recent to wear the number.

0	Pam McFarland - 1992 (partial)		Leslie Earnhardt - 1979-80	34	Krystal Thomas - 2008-11
1	Chelsea Hopkins - 2009-10	22	Stephanie Faserberg - 1978		Jennifer Forte - 1997-99
	Mistie Bass - 2003-06		Brittany Mitch - 2006-08		Rita Kalinowski - 1986-87
2	Emily Waner - 2006-08		Brooke Smith - 2003		Susan Weeks - 1985
3	Shay Selby - 2009-11		Lello Gebisa - 2001		Jo Harlow - 1981-84
	Laura Kurz - 2004-06		Nicole Erickson - 1998-99		Margo Walsh - 1980
	Sheana Mosch - 2000-03		Zeki Blanding - 1992-95		Kathy Friend - 1979
	Teri Rodgers - 1988-90	23	Marcy Peterson - 1989-90		Liz Bulger - 1978
4	Chloe Wells - 2011		Carolyn Sonzogni - 1984-87	35	Missy Ayotte - 1990
	Abby Waner - 2006-09		Margo Walsh - 1982-83	40	Lauren Rice - 1997-2000
	Rochelle Parent - 1998-2001		Kathy Tenney - 1981		Nicole Johnson - 1991-94
	Pam McFarland - 1989-92 (partial)		Sue Monroe - 1979-80		Ellen Langhi - 1986-89
	Paula Anderson - 1985-88		Amy Smolens - 1978		Allison Hart - 1983-85
5	Jasmine Thomas - 2007-10	24	Wanisha Smith - 2005-08		Betsy Bergeron - 1978
	Rometra Craig - 2001-02		Georgia Schweitzer - 1998-2001	41	Michele Matyasovsky - 2000-03
	Nazrawit Medhanie - 1996-99		Carey Kauffman - 1992-95		Holly Reid - 1980
	Heather McKaig - 1991-93		Sue Harnett - 1987-89, 1991		Kim Matthews - 1979
	Leigh Morgan - 1987		Joanne Boyle - 1983-85		Sigrid Taylor - 1978
10	Lindsey Harding - 2003-04, 2006-07▶		Maura Hertzog - 1982	42	Janee Hayes - 1999-2001
	Peppi Browne - 1997-2000	25	Kathleen Scheer - 2009-11		Jennifer Chestnut - 1981
	Robin Baker - 1989-92		Jessica Foley - 2003-06		Lynne Hanrahan - 1986
	Tara McCarthy - 1980		Olga Gvozdenovic - 2000-01		Rita Kaliwnoski - 1985
11	Chante Black - 2005-09		Tyish Hall - 1994-97		Stacy Hurd - 1982-84
	Hilary Howard - 1996-99	30	Chris Moreland - 1985-88		Jennifer Rokus - 1980
	Celeste Lavoie - 1991-92		Mary Lockey - 1978		Ruth Ellis - 1978
	Sarah Sullivan - 1985-87		Monique Currie - 2002, 2004-06	43	Allison Vernerey - 2010-11
	Patti Thomasson - 1981		Missy West - 1997, 1999-2001		Alison Bales - 2004-07
	Pam Markiewicz - 1979-80		Monika Kost - 1988, 1990-92	44	Brittany Hunter - 2004
12	Chelsea Gray - 2011		Carol Giordano - 1978		Brittany James - 1989
	Vicki Krapohl - 2001-04		Carrem Gay - 2006-09		Sarah Sullivan - 1983
	Kira Orr - 1994-97		Katie Brodrik - 1996-97		Barb Krause - 1979-81
	Leigh Morgan - 1988-89	31	Valerie Evans - 1991-94		Tarlough Morgan - 1978
	Patti Thomasson - 1980		Jenni Kraft - 1989		Shannon Wills - 1992
	Tara McCarthy - 1978-79		Kathy Radabaugh - 1986	45	Takisha Jones - 1996-99
13	Karima Christmas - 2008-11		Jennifer Chestnut - 1982-84	50	Susan Weeks - 1984
	Jennifer Scanlon - 1993-96		Holly Reid - 1981		Stacy Hurd - 1981
	Alice Steuby - 1990		Lisa Warren - 1977-80	52	Ali Day - 1993-96
14	Candy Mikels - 1985		Keturah Jackson - 2007-10		Candy Mikels - 1982-84
15	Richa Jackson - 2011		Winter Whitley - 2002-05		Ada Healey - 1981
	Bridgette Mitchell - 2007-10	32	Michele VanGorp - 1998-99	54	Jackie McKisson - 1990
	Windsor Coggeshall - 1994-97		Susan Brandau - 1992-95		Kim Hunter - 1985-87
	Tracy Carter - 1989		Katie Meier - 1986-88, 1990	55	Crystal White - 2001-02
	Kathy Friend - 1978		Margo Walsh - 1981		Juanita Hepburn - 1996-98
20	Alana Beard - 2001-04▶		Liz Bulger - 1979		Mary Ann Puckett - 1994
	Lello Gebisa - 2000		Sue Monroe - 1978		
	Missy Anderson - 1991-94		Tricia Liston - 2011		Unknown numbers:
	Leigh Morgan - 1990		Alexis Rogers - 2010		Joy James - 1976
	Kim Hunter - 1985-87		Caitlin Howe - 2003-05		Laurie Koffenberger - 1976-77
	Claire Rose - 1980-83	33	LaNedra Brown - 2000-01		Laurie Layman - 1976
	Betsy Bergeron - 1979		Shaeta Brown - 1994-95, 1997-98		Patty Walsh - 1976-77
21	Joy Cheek - 2007-10		Dade Fletcher - 1988		
	Krista Gingrich - 1999-2002		Connie Goins - 1983-86		▶ Indicates that number has been retired in honor of that player
	Kristina Meiman - 1992-95		Kim Matthews - 1980-82		
	Traci Williams - 1988-91		Susan Leonard - 1979		
	Maura Hertzog - 1983-1985		Haley Peters - 2011		
	Joanne Boyle - 1982		Iciss Tillis - 2001-04		
			Payton Black - 1996-99		
			Jennifer McGinnis - 1995		
			Dana McDonald - 1990-93		
			Tracy Christopher - 1986-89		
			Jeanne Griffin - 1979		
			Maureen Hathorn - 1978		



20

Alana Beard
2001-04

On Jan. 24, 2004, Alana Beard became the first women's basketball player at Duke to have her jersey retired. The number 20 will hang from the rafters in Cameron Indoor Stadium and won't be worn again by a Blue Devil.

A sellout crowd of 9,314 packed Cameron Indoor Stadium to view the ceremony in a contest versus Tennessee. Beard, a native of Shreveport, La., joined the 11 men's basketball players who have had their jerseys retired.

In attendance along with Alana were her parents LeRoy and Marie Beard.

Over her career, Beard was the 2002-03 and 2003-04 National Player of the Year, was a three-time ACC Player of the Year, three-time Kodak All-America, three-time Associated Press All-America, four-time All-ACC Defensive selection and we could go on and on...

Beard left Duke scoring an amazing 2,687 points, which is more than any women's player in Duke history. For her career, Beard registered averages of 19.8 points, 5.8 rebounds, 3.7 assists, 3.0 steals and hit 52.7 percent of her field goals.

Over the four years, she was selected ACC Player of the Week an ACC-record 18 times, which is 11 more than any other player in the history of the ACC. Beard was also the first player in ACC history to be named ACC Player of the Year for three straight years.



10

Lindsey Harding
2003-07

When Lindsey Harding arrived at Duke, no Blue Devil had ever had the honor of a retired jersey. She went on to watch Alana Beard's jersey be hung in the rafters in 2004 and wanted to have hers next to Beard's one day.

This dream became a reality on Jan. 20, 2008, as Harding's jersey was raised among the other great Duke Basketball players at halftime of the N.C. State game.

In attendance along with Harding was her father, Michael Harding, her mom Lillian Andrews and her stepmom Carlotta Harding.

Over her career, Harding scored 1,298 points, posted a school-record 579 assists, 565 rebounds and 261 steals.

Harding became only the second Duke player (Alana Beard) and sixth ACC player in league history to notch over 1,000 points, 500 assists, 500 rebounds and 250 steals over their career.

As a senior, Harding earned the Naismith Award and ESPN.com National Player of the Year, while also taking home the inaugural Defensive Player of the Year award from the WBCA.

A first team All-America as a senior, Harding also won the Nancy Lieberman Award as the nation's top point guard, won the ACC Player of the Year, ACC Defensive Player of the Year and earned the Frances Pomeroy Naismith Award.

Career Statistics

Alana Beard

YEAR	G-GS	MIN-AVG	FG-FGA	PCT	3P-3PA	PCT	FT-FTA	PCT	REB	AVG	PF-FO	AST	TO	BS	ST	PTS	AVG
2000-01	30-30	893-29.8	194-379	.512	10-51	.196	111-141	.787	136	4.5	86-4	113	81	30	106	509	17.0
2001-02	35-35	1164-33.1	275-481	.572	25-66	.379	119-158	.753	213	6.1	88-2	154	93	25	114	694	19.8
2002-03	37-37	1161-31.4	294-558	.527	24-85	.282	201-259	.776	256	6.9	98-0	110	87	48	104	813	22.0
2003-04	34-34	1067-31.4	242-488	.496	36-115	.313	151-194	.778	184	5.4	74-0	132	76	46	80	671	19.7
Career	136-136	4285-31.5	1005-1906	.527	95-317	.300	582-752	.774	789	5.8	346-6	509	337	149	404	2687	19.8

Lindsey Harding

YEAR	G-GS	MIN-AVG	FG-FGA	PCT	3P-3PA	PCT	FT-FTA	PCT	REB	AVG	PF--FO	AST	TO	BS	ST	PTS	AVG
2002-03	37-16	958-25.9	84-192	.438	1-13	.077	62-81	.765	145	3.9	63-1	124	59	9	68	231	6.2
2003-04	34-33	1003-29.5	83-181	.459	7-29	.241	57-87	.655	154	4.5	60-1	168	76	2	67	230	6.8
2004-05	Redshirt Season																
2005-06	35-35	1012-28.9	138-287	.481	23-56	.411	75-96	.781	130	3.7	48-1	156	84	4	75	374	10.7
2006-07	34-34	1035-30.4	169-381	.444	24-63	.381	101-135	.748	136	4.0	49-0	131	77	10	51	463	13.6
Career	140-118	4008-28.6	474-1041	.455	55-161	.342	295-399	.739	565	4.0	220-3	579	296	25	261	1298	9.3

1968-69 - Head Coaches: Lorraine Woodyard, Calla Raynor

1969-70 - Head Coach: Calla Raynor

1970-71 - Head Coach: Calla Raynor

1971-72 - Head Coach: Calla Raynor

1972-73 - Head Coach: Calla Raynor

1973-74 - Head Coach: Calla Raynor

1974-75 - Head Coach: Emma Jean Howard

1975-76 - Head Coach: Emma Jean Howard

1976-77 - Head Coach: Emma Jean Howard

1977-78 - Head Coach: Debbie Leonard

1978-79 - Head Coach: Debbie Leonard
Assistant Coach: Jacki Silar

1979-80 - Head Coach: Debbie Leonard
Assistant Coach: Jacki Silar

1980-81 - Head Coach - Debbie Leonard
Assistant Coach: Jacki Silar

1981-82 - Head Coach - Debbie Leonard
Assistant Coach: Jacki Silar

1982-83 - Head Coach: Debbie Leonard
Assistant Coach: Jacki Silar

1983-84 - Head Coach: Debbie Leonard
Assistant Coaches: Jacki Silar, Nancy Frank

1984-85 - Head Coach: Debbie Leonard
Assistant Coaches: Patience V. Murphy, Jacki Silar

1985-86 - Head Coach: Debbie Leonard
Assistant Coach: Jacki Silar

1986-87 - Head Coach: Debbie Leonard
Assistant Coach: Jacki Silar

1987-88 - Head Coach: Debbie Leonard
Assistant Coaches: Sherri Pickard, Jacki Silar

1988-89 - Head Coach: Debbie Leonard
Assistant Coaches: Sherri Pickard, Jacki Silar

1989-90 - Head Coach: Debbie Leonard
Assistant Coaches: Jacki Silar, Gale Valley

1990-91 - Head Coach: Debbie Leonard
Assistant Coaches: Jacki Silar, Gale Valley

1991-92 - Head Coach: Debbie Leonard
Assistant Coaches: Jacki Silar, Gale Valley

1992-93 - Head Coach: Gail Goestenkers
Assistant Coaches: Gale Valley, Cleve Wright

1993-94 - Head Coach: Gail Goestenkers
Assistant Coaches: Joanne Boyle, Gale Valley, Lisa Zodtner

1994-95 - Head Coach: Gail Goestenkers
Assistant Coaches: Joanne Boyle, LaWaynta Dawson, Gale Valley

1995-96 - Head Coach: Gail Goestenkers
Assistant Coaches: Joanne Boyle, Shonta Tabourn, Gale Valley

1996-97 - Head Coach: Gail Goestenkers
Assistant Coaches: Joanne Boyle, Shonta Tabourn, Gale Valley

1997-98 - Head Coach: Gail Goestenkers
Assistant Coaches: Joanne Boyle, Shonta Tabourn, Gale Valley

1998-99 - Head Coach: Gail Goestenkers
Assistant Coaches: Joanne Boyle, Shonta Tabourn, Gale Valley

1999-00 - Head Coach: Gail Goestenkers
Assistant Coaches: Joanne Boyle, Shonta Tabourn, Gale Valley

2000-01 - Head Coach: Gail Goestenkers
Assistant Coaches: Joanne Boyle, Shonta Tabourn, Gale Valley

2001-02 - Head Coach: Gail Goestenkers
Assistant Coaches: Joanne Boyle, Shaeeta Brown, Gale Valley,
Georgia Schweitzer

2002-03 - Head Coach: Gail Goestenkers
Assistant Coaches: Georgia Schweitzer, Gale Valley,
LaVonda Wagner

2003-04 - Head Coach: Gail Goestenkers
Assistant Coaches: Georgia Schweitzer, Gale Valley,
LaVonda Wagner

2004-05 - Head Coach: Gail Goestenkers
Assistant Coaches: Shannon Perry, Gale Valley, LaVonda Wagner

2005-06 - Head Coach: Gail Goestenkers
Assistant Coaches: Tia Jackson, Shannon Perry, Gale Valley

2006-07 - Head Coach: Gail Goestenkers
Assistant Coaches: Tia Jackson, Shannon Perry, Gale Valley

2007-08 - Head Coach: Joanne P. McCallie
Assistant Coaches: Al Brown, Shannon Perry, Samantha Williams

2008-09 - Head Coach: Joanne P. McCallie
Assistant Coaches: Al Brown, Shannon Perry, Samantha Williams

2009-10 - Head Coach: Joanne P. McCallie
Assistant Coaches: Al Brown, Trisha Strafford-Odom,
Samantha Williams

2010-11 - Head Coach: Joanne P. McCallie
Assistant Coaches: Al Brown, Trisha Strafford-Odom,
Samantha Williams

Appearances: 33 All-Time Record: 35-27 (.565)
Best Finish: ACC Champions (2000-04, 2010)

1978 • Charlottesville, Va.

#7 DU vs. #2 Maryland	L	39-103
-----------------------	---	--------

1979 • Raleigh, N.C.

#6 DU vs. #3 Clemson	L	56-81
----------------------	---	-------

1980 • College Park, Md.

#5 DU vs. #4 North Carolina	L	63-85
-----------------------------	---	-------

1981 • Clemson, S.C.

#6 DU vs. #3 Maryland	L	49-72
-----------------------	---	-------

1982 • Raleigh, N.C.

#7 DU vs. #2 N.C. State	L	55-69
-------------------------	---	-------

1983 • Fayetteville, N.C.

#4 DU vs. #5 Clemson (OT)	L	92-93
---------------------------	---	-------

1984 • Fayetteville, N.C.

#6 DU vs. #3 N.C. State	L	68-81
-------------------------	---	-------

1985 • Fayetteville, N.C.

#5 DU vs. #4 Clemson	W	81-76
----------------------	---	-------

#5 DU vs. #1 N.C. State	L	57-89
-------------------------	---	-------

1986 • Fayetteville, N.C.

#3 DU vs. #6 Wake Forest	L	71-72
--------------------------	---	-------

1987 • Fayetteville, N.C.

#4 DU vs. #5 Maryland	L	62-64
-----------------------	---	-------

1988 • Fayetteville, N.C.

#4 DU vs. #5 Clemson	L	65-81
----------------------	---	-------

1989 • Fayetteville, N.C.

#7 DU vs. #2 N.C. State	L	50-89
-------------------------	---	-------

1990 • Fayetteville N.C.

#6 DU vs. #3 Clemson	L	68-77
----------------------	---	-------

1991 • Fayetteville, N.C.

#5 DU vs. #4 Clemson	L	58-60
----------------------	---	-------

1992 • Rock Hill, S.C.

#8 DU vs. #9 Wake Forest	W	61-52
--------------------------	---	-------

#8 DU vs. #1 Virginia	L	55-81
-----------------------	---	-------

1993 • Rock Hill, S.C.

#9 DU vs. #8 Wake Forest	L	69-70
--------------------------	---	-------

1994 • Rock Hill, S.C.

#4 DU vs. #5 Maryland	L	45-60
-----------------------	---	-------

1995 • Rock Hill, S.C.

#4 DU vs. #5 Clemson	W	78-71
----------------------	---	-------

#4 DU vs. #1 Virginia	W	83-82
-----------------------	---	-------

#4 DU vs. #2 North Carolina	L	70-95
-----------------------------	---	-------

1996 • Rock Hill, S.C.

#2 DU vs. #7 Wake Forest	W	67-61
--------------------------	---	-------

#2 DU vs. #3 N.C. State	W	79-62
-------------------------	---	-------

#2 DU vs. #4 Clemson#	L	54-71
-----------------------	---	-------

1997 • Charlotte, N.C.

#5 DU vs. #4 Maryland (OT)	W	60-52
----------------------------	---	-------

#5 DU vs. #1 North Carolina	L	55-66
-----------------------------	---	-------

1998 • Charlotte, N.C.

#1 DU vs. #8 Georgia Tech	W	100-56
---------------------------	---	--------

#1 DU vs. #4 North Carolina	L	52-56
-----------------------------	---	-------

1999 • Charlotte, N.C.

#1 DU vs. #9 Florida State	W	90-57
----------------------------	---	-------

#1 DU vs. #4 Clemson	L	71-76
----------------------	---	-------

2000 • Greensboro, N.C.

#2 DU vs. #8 Florida State	W	92-65
----------------------------	---	-------

#2 DU vs. #6 Georgia Tech	W	77-56
---------------------------	---	-------

#2 DU vs. #5 North Carolina	W	79-76
-----------------------------	---	-------

2001 • Greensboro, N.C.

#1 DU vs. #9 Wake Forest	W	75-68 (OT)
--------------------------	---	------------

#1 DU vs. #4 Florida State	W	72-56
----------------------------	---	-------

#1 DU vs. #3 N.C. State	W	57-45
-------------------------	---	-------

2002 • Greensboro, N.C.

#1 DU vs. #9 Florida State	W	82-66
----------------------------	---	-------

#1 DU vs. #4 Virginia	W	71-67
-----------------------	---	-------

#1 DU vs. #2 North Carolina	W	87-80
-----------------------------	---	-------

2003 • Greensboro, N.C.

#1 DU vs. #9 Wake Forest	W	64-59
--------------------------	---	-------

#1 DU vs. #5 Georgia Tech	W	76-52
---------------------------	---	-------

#1 DU vs. #2 North Carolina	W	77-59
-----------------------------	---	-------

2004 • Greensboro, N.C.

#1 DU vs. #9 Wake Forest	W	77-59
--------------------------	---	-------

#1 DU vs. #4 Maryland	W	70-63
-----------------------	---	-------

#1 DU vs. #2 North Carolina	W	67-47
-----------------------------	---	-------

2005 • Greensboro, N.C.

#2 DU vs. #10 Wake Forest	W	107-50
---------------------------	---	--------

#2 DU vs. #6 Maryland	W	77-44
-----------------------	---	-------

#2 DU vs. #1 North Carolina	L	67-88
-----------------------------	---	-------

2006 • Greensboro, N.C.

#2 DU vs. #7 Virginia Tech	W	69-56
----------------------------	---	-------

#2 DU vs. #3 Maryland	L	70-78
-----------------------	---	-------

2007 • Greensboro, N.C.

#1 DU vs. #8 Virginia	W	79-58
-----------------------	---	-------

#1 DU vs. #4 N.C. State	L	65-70
-------------------------	---	-------

2008 • Greensboro, N.C.

#3 DU vs. #6 Florida State	W	81-67
----------------------------	---	-------

#3 DU vs. #2 Maryland	W	74-63
-----------------------	---	-------

#3 DU vs. #1 North Carolina	L	73-86
-----------------------------	---	-------

2009 • Greensboro, N.C.

#3 DU vs. #6 Virginia	W	76-53
-----------------------	---	-------

#3 DU vs. #2 Florida State	W	75-57
----------------------------	---	-------

#3 DU vs. #1 Maryland	L	89-92 (OT)
-----------------------	---	------------

2010 • Greensboro, N.C.

#1 DU vs. #9 Maryland	W	66-64
-----------------------	---	-------

#1 DU vs. #4 Georgia Tech	W	67-55
---------------------------	---	-------

#1 DU vs. #6 N.C. State	W	70-60
-------------------------	---	-------

2011 • Greensboro, N.C.

#1 DU vs. #9 Wake Forest	W	79-50
--------------------------	---	-------

#1 DU vs. #5 Georgia Tech	W	74-66
---------------------------	---	-------

#1 DU vs. #6 North Carolina	W	81-66
-----------------------------	---	-------

ACC Tournament Champions**2000 • 2001 • 2002****2003 • 2004 • 2010 • 2011****Women's NIT****1986 • Amarillo, Texas**

vs. West Texas State W, 68-67

vs. Northwestern State L, 88-89

vs. Notre Dame L, 67-74

1987 (East Region, #7 Seed)

First & Second Rounds • Durham & Piscataway		
vs. Manhattan (#10 seed)	W	70-55
at Rutgers (#2 seed)	L	64-78

1995 (East Region, #5 Seed)

First & Second Rounds • Tuscaloosa, Ala.		
vs. Oklahoma State (#12 seed)	W	76-64
vs. #13/14 Alabama (40T) (#4 seed)	L	120-121

1996 (Midwest Region, #4 Seed)

First & Second Rounds • Durham, N.C.		
vs. James Madison (#13 seed)	W	67-61
vs. San Francisco (#12 seed)	L	60-64

1997 (Midwest Region, #5 Seed)

First & Second Rounds • Champaign, Ill.		
vs. DePaul (#12 seed)	W	70-56
vs. Illinois (#4 seed)	L	67-85

1998 (West Region, #2 Seed)

First & Second Rounds • Durham, N.C.		
vs. Middle Tenn. State (#15 seed)	W	92-67
vs. Louisville (#10 seed)	W	69-53

West Regional • Oakland, Calif.

vs. #13/12 Florida (#3 seed)	W	71-58
vs. Arkansas (#9 seed)	L	72-77

1999 (East Region, #3 Seed)

First & Second Rounds • Durham, N.C.		
vs. Holy Cross (#14 seed)	W	79-51
vs. St. Joseph's (#11 seed)	W	66-60

East Regional • Greensboro, N.C.

vs. #5/5 Old Dominion (#2 seed)	W	76-63
vs. #2/2 Tennessee (#1 seed)	W	69-63

Final Four • San Jose, Calif.

vs. #12/12 Georgia (#3 seed)	W	81-69
------------------------------	---	-------

National Championship • San Jose, Calif.

vs. #1/1 Purdue (#1 seed)	L	45-62
---------------------------	---	-------

2000 (East Region, #2 Seed)

First & Second Rounds • Durham, N.C.		
vs. Campbell (#15 seed)	W	71-42
vs. Western Kentucky (#10 seed)	W	90-70

East Regional • Richmond, Va.

vs. #15/12 Louisiana State (#3 seed)	L	66-79
--------------------------------------	---	-------

2001 (West Region, #1 Seed)

First & Second Rounds • Durham, N.C.		
vs. Univ. of Wisc.-Milw. (#16 seed)	W	96-63
vs. Arkansas (#9 seed)	W	75-54

West Regional • Spokane, Wash.

vs. #15/15 SW Missouri St. (#5 seed)	L	71-81
--------------------------------------	---	-------

2002 (East Region, #1 Seed)

First & Second Rounds • Durham, N.C.		
Norfolk State (#16 seed)	W	95-48
#--/25 TCU (#8 seed)	W	76-66

East Regional • Raleigh, N.C.

vs. #14/14 Texas (#4 seed)	W	62-46
vs. #13/13 South Carolina (#3 seed)	W	77-68

Final Four • San Antonio, Texas

vs. #2 Oklahoma (#1 seed)	L	71-86
---------------------------	---	-------

2003 (Midwest Region, #1 Seed)

First & Second Rounds • Raleigh, N.C.		
vs. Georgia State (#16 seed)	W	66-48
vs. Utah (#8 seed)	W	65-54

Midwest Regional • Albuquerque, N.M.

vs. #19/20 Georgia (#5 seed)	W	66-63
vs. #7/8 Texas Tech (#2 seed)	W	57-51

Final Four • Atlanta, Ga.

vs. #4 Tennessee (#1 seed)	L	56-66
----------------------------	---	-------

2004 (Midwest Region, #1 Seed)

First & Second Rounds • Durham, N.C.		
vs. Northwestern State (#16 seed)	W	103-51
vs. Marquette (#9 seed)	W	76-67

Midwest Regional • Norfolk, Va.

vs. #7/5 Louisiana Tech (#5 seed)	W	63-49
vs. #24/22 Minnesota (#7 seed)	L	77-82

2005 (Chattanooga Regional, #2 Seed)

First Round • Chapel Hill, N.C.		
vs. Canisius (#15 seed)	W	80-48
vs. #25/-- Boston College (#7 seed)	W	70-65

Chattanooga Region • Chattanooga, Tenn.

vs. #20/20 Georgia (#6 seed)	W	63-57
vs. #2/4 Louisiana State (#1 seed)	L	49-59

2006 (Bridgeport Regional, #1 Seed)

First & Second Rounds • Norfolk, Va.		
vs. Southern (#16 seed)	W	96-27
vs. Southern California (#8 seed)	W	85-51

Bridgeport Region • Bridgeport, Conn.

vs. #16/17 Michigan State (#4 Seed)	W	86-61
vs. #8/7 Connecticut (#2 Seed)	W	63-61

Final Four • Boston, Mass.

vs. #5/5 LSU (#1 Seed)	W	64-45
vs. #3/3 Maryland (OT) (#2 Seed)	L	75-78

2007 (Greensboro Regional, #1 Seed)

First & Second Rounds • Raleigh, N.C.		
vs. Holy Cross (#16 Seed)	W	81-44
vs. Temple (#8 Seed)	W	62-52

Greensboro Region • Greensboro, N.C.

vs. #15/18 Rutgers (#4 Seed)	L	52-53
------------------------------	---	-------

2008 (Oklahoma City Regional, #3 Seed)

First & Second Rounds • College Park, Md.		
vs. Murray State (#14 Seed)	W	78-57
vs. Arizona State (#6 Seed)	W	67-59

Oklahoma City Region • Oklahoma City, Okla.

vs. #8/9 Texas A&M (#2 Seed)	L	63-77
------------------------------	---	-------

2009 (Berkeley, #1 Seed)

First & Second Rounds • East Lansing, Mich.		
vs. Austin Peay (#16 Seed)	W	83-42
at Michigan State (#9 Seed)	L	49-63

2010 (Memphis, #2 Seed)

First & Second Rounds • Durham, N.C.		
vs. Hampton (#15 Seed)	W	72-37
vs. #21/-- LSU (#7 Seed)	W	60-52

Memphis Region • Memphis, Tenn.

vs. San Diego State (#11 Seed)	W	66-58
vs. #14/18 Baylor (#4 Seed)	L	48-51

2011 (Philadelphia, #2 Seed)

First & Second Rounds • Durham, N.C.		
vs. Tennessee-Martin (#15 Seed)	W	90-45
vs. #19/17 Marist (#10 Seed)	W	71-66

Philadelphia Region • Philadelphia, Pa.

vs. #10/12 DePaul (#3 Seed)	W	70-63
vs. #1/1 Connecticut (#1 Seed)	L	40-75

NCAA Tournament Tidbits

• The Basics...Duke has made 17 consecutive and 18 overall trips to the NCAA Tournament. The Blue Devils made their first appearance in 1987 and since 1995 have advanced to the "Big Dance" each year. Duke now owns an all-time record of 46-18 in NCAA Tournament play and is 47-19 in all postseason action, including the NCAA & WNIT. The Blue Devils have hosted NCAA Tournament games 10 times out of 18 appearances.

• The History...Each time Duke has been in the NCAA Tournament, it has won at least one game. The Blue Devils have advanced to at least the Sweet 16 in 13 out of the past 14 years, advanced to the Elite Eight in 10 of the last 15 years and to the Final Four three out of the last 10 seasons. Duke advanced to the Elite Eight in 1998, the National Championship game in 1999, the NCAA Final Four in 2002 and 2003, the Elite Eight in 2004 and 2005, the National Championship game in 2006 and the Elite Eight in 2010 and 2011. The Blue Devils own a 40-13 record in their last 53 NCAA Tournament games.

• The Seedings...The last 15 seasons, Duke has been no lower than a No. 5 seed. From 2001 through 2004 and in 2006, 2007 and 2009, Duke was a No. 1 seed. The Blue Devils were a No. 2 seed in 1998, 2000, 2005, 2010 and 2011. Duke was a No. 3 in 2008. The seven No. 1 seeds for the Blue Devils since 2001 leads the NCAA.

All-Time Appearances 18

All-Time Record..... 46-18 (.719)

Best Finish..... National Final
1999 & 2006

Overtime Games 1-2

ACC Big Four Classic

1996-97 (Greensboro, N.C.)
 Dec. 28 Rutgers W, 74-36
 Dec. 29 George Wash. L, 48-54

1995-96 (Greensboro, N.C.)
 Dec. 29 Kentucky W, 73-54
 Dec. 30 Syracuse W, 84-40

ACC/SEC Challenge

2001-02 (Atlanta, Ga.)
 Dec. 27 Tennessee L, 68-89

Auburn Holiday Classic

2004-05 (Auburn, Ala.)
 Dec. 29 Rhode Island W, 89-63
 Dec. 31 Auburn W, 80-61

Blockbuster Classic

2004-05 (Indianapolis, Ind.)
 Dec. 18 Purdue W, 66-48

Blue Sky Classic

2006-07 (Hanover, N.H.)
 Dec. 29 Dartmouth W, 77-40
 Dec. 30 Boston University W, 72-42

Boilermaker Classic

1992-92 (West Lafayette, Ind.)
 Dec. 28 Purdue L, 58-74
 Dec. 29 Kent State W, 84-79

Bowling Green Bank

1989-90 (Bowling Green, Ky.)
 Nov. 25 Illinois L, 63-68
 Nov. 26 St. John's W, 95-63

Cahill Invitational

1986-87 (Jamaica, N.Y.)
 Dec. 29 St. John's W, 80-63
 Dec. 30 Kentucky W, 68-63

Caribbean Challenge

2009-10 (Cancun, Mexico)
 Nov. 26 Western Kentucky W, 70-47
 Nov. 27 Marquette W, 74-43

2006-07 (Cancun, Mexico)
 Dec. 19 Bowling Green W, 55-46
 Dec. 20 SMU W, 75-45
 Dec. 21 Pittsburgh W, 72-51

Central Fidelity Invitational

1996-97 (Richmond, Va.)
 Dec. 7 Old Dominion L, 77-89
 Dec. 8 Richmond W, 89-60

Coca Cola Jowers Jamboree

1990-91 (San Marcos, Texas)
 Dec. 7 San Antonio W, 71-68
 Dec. 8 SW Texas State W, 68-57

DePaul Invitational

2008-09 (Chicago, Ill.)
 Nov. 21 Hartford L, 51-53
 Nov. 22 Southern W, 93-52

1986-87 (Chicago, Ill.)
 Nov. 28 Florida W, 76-74
 Nov. 29 DePaul L, 72-78

Dial Classic

1983-84 (Miami, Fla.)
 Dec. 29 Providence L, 64-65
 Dec. 30 Seton Hall L, 67-74

Disney Honda Elite 4 Classic

2001-02 (Orlando, Fla.)
 Dec. 2 Louisiana Tech W, 76-64

1998-99 (Orlando, Fla.)
 Dec. 6 Tennessee L, 60-74

Downeast Auto Classic

1988-89 (Bangor, Maine)
 Nov. 25 Eastern Wash. W, 79-57
 Nov. 26 San Diego W, 64-56

Duke Classic

2005-06 (Durham, N.C.)
 Nov. 25 Arkansas State W, 110-56
 Nov. 27 Auburn W, 69-37

2003-04 (Durham, N.C.)

Nov. 29 Stephen F. Austin W, 119-53
 Nov. 30 Auburn 66-57

2002-03 (Durham, N.C.)

Dec. 6 Howard W, 128-53
 Dec. 8 St. Joseph's W, 82-48

2001-02 (Durham, N.C.)

Nov. 24 Davidson W, 107-58
 Nov. 25 South Carolina L, 81-87*

2000-01 (Durham, N.C.)

Nov. 25 Duquesne W, 97-66
 Nov. 26 Toledo W, 71-41

1999-00 (Durham, N.C.)

Nov. 27 Florida A&M W, 93-38
 Nov. 28 Penn State W, 63-49

1998-99 (Durham, N.C.)

Nov. 28 Villanova W, 75-47
 Nov. 29 Marquette W, 91-60

1997-98 (Durham, N.C.)

Dec. 6 Ohio W, 99-59
 Dec. 7 Michigan W, 64-63

1996-97 (Durham, N.C.)

Nov. 30 Illinois State W, 85-58
 Dec. 1 St. Joseph's W, 63-46

1995-96 (Durham, N.C.)

Dec. 2 Delaware W, 95-50
 Dec. 4 Michigan State W, 67-52

1994-95 (Durham, N.C.)

Dec. 3 Wis.-Milwaukee W, 104-34
 Dec. 4 Indiana State W, 100-66

1993-94 (Durham, N.C.)

Dec. 4 American W, 104-71
 Dec. 5 Miami (Ohio) W, 98-54

1992-93 (Durham, N.C.)

Dec. 4 Northeastern W, 64-53
 Dec. 5 Virginia Tech W, 85-63

1991-92 (Durham, N.C.)

Dec. 6 Yale W, 60-55
 Dec. 7 Seton Hall L, 60-67

1990-91 (Durham, N.C.)

Dec. 1 Harvard W, 90-76
 Dec. 2 Purdue L, 58-69

1989-90 (Durham, N.C.)

Dec. 1 New Hampshire W, 82-47
 Dec. 2 Boston College W, 85-64

1988-89 (Durham, N.C.)

Dec. 2 Cleveland State W, 100-60
 Dec. 3 James Madison W, 80-79

Duke/Wake Forest Classic

1984-85 (Winston-Salem, N.C.)
 Nov. 23 Furman W, 103-66
 Nov. 24 William & Mary W, 86-48

Eastern Kentucky Tournament

1983-84 (Richmond, Va.)
 Dec. 2 Toledo W, 66-59
 Dec. 3 Eastern Kentucky L, 44-46

ESPN Invitational

2007-08 (Tampa, Fla.)
 Nov. 15 South Florida W, 89-52

Felpausch/MSU Holiday Classic

1990-91 (Lansing, Mich.)
 Nov. 24 Louisville L, 66-73
 Nov. 25 Georgetown W, 80-68

Fun in the Sun Shootout

2000-01 (Cancun, Mexico)
 Dec. 17 Arkansas State W, 69-45
 Dec. 19 Oral Roberts W, 62-51

Harvard Invitational

1991-92 (Cambridge, Mass.)
 Nov. 30 Fairfield W, 75-68
 Dec. 1 Harvard W, 86-63

Jimmy V Women's Basketball Classic

2010-11 (Durham, N.C.)
 Dec. 6 Texas A&M W, 61-58

2006-07 (Piscataway, N.J.)

Dec. 4 Rutgers W, 85-45

2003-04 (Raleigh, N.C.)

Nov. 23 Purdue W, 93-63

2002-03 (Raleigh, N.C.)

Nov. 24 Tennessee W, 76-55

Junkanoo Jam

2004-05 (Grand Bahamas Island, Bahamas)
 Nov. 26 Stephen F. Austin W, 84-29
 Nov. 27 Kansas State 63-51

Lady Friar Classic

1987-88 (Providence, R.I.)
 Dec. 5 Southern Cal. W, 78-75
 Dec. 6 Providence W, 87-75

LMU Marina del Rey Marriott Classic

2003-04 (Los Angeles, Calif.)
 Dec. 28 Hampton W, 90-59

Maggie Dixon Classic

2007-08 (New York, N.Y.)
 Dec. 8 Pittsburgh W, 51-49

Nike Four in the Fall

1998-99 (San Jose, Calif.)
 Nov. 13 Connecticut L, 74-104
 Nov. 14 Stanford W, 77-57

Oakland Tribune Classic

1993-94 (Berkeley, Calif.)
 Dec. 20 Detroit Mercy W, 94-82
 Dec. 21 California L, 66-72

Old Dominion Tournament

1994-95 (Norfolk, Va.)
 Nov. 26 Montana W, 89-49
 Nov. 27 Old Dominion L, 59-64

Paradise Jam

2007-08 (St. Thomas, USVI)
 Nov. 22 Purdue W, 53-41
 Nov. 23 Temple W, 64-53
 Nov. 25 Connecticut L, 48-74

2002-03 (St. Thomas, USVI)

Nov. 28 Hampton W, 71-34
 Nov. 29 Old Dominion W, 65-52
 Nov. 30 Arkansas W, 74-72*

Preseason WNIT

2004-05 (Durham, N.C.)
 Nov. 12 Davidson W, 89-69
 Nov. 14 South Florida W, 82-50

2004-05 (Notre Dame, Ind.)

Nov. 17 Notre Dame L, 65-76

1999-00 (Durham, N.C.)
 Nov. 15 UNC Greensboro W, 72-47
 Nov. 17 Boston College L, 70-77

1995-96 (Durham, N.C.)
 Nov. 15 VCU W, 93-51

1995-96 (College Station, Texas)
 Nov. 17 Texas A&M L, 73-83

San Juan Shootout

1997-98 (San Juan, Puerto Rico)
 Nov. 28 Detroit W, 87-65
 Nov. 29 Southern Illinois W, 76-54
 Nov. 30 Illinois L, 65-77

Seattle Times Husky Classic

1992-93 (Seattle, Wash.)
 Dec. 27 Drake W, 71-58
 Dec. 28 Washington L, 48-72

South Padre Shootout

2002-03 (South Padre Island, Texas)
 Dec. 27 Detroit Mercy W, 92-52
 Dec. 29 Iowa State W, 88-59

St. Joseph's Tournament

1994-95 (Philadelphia, Pa.)
 Dec. 28 James Madison W, 75-63
 Dec. 29 St. Joseph's W, 67-64

State Farm Tip-Off Classic

2003-04 (West Lafayette, Ind.)
 Nov. 16 Texas L, 77-85

2001-02 (Durham, N.C.)
 Nov. 11 Texas Tech W, 85-69

State Farm Classic

1997-98 (Gainesville, Fla.)
 Dec. 28 Kent State W, 69-57
 Dec. 29 Florida L, 63-70

Surf 'N Slam Classic

2005-06 (San Diego, Calif.)
 Dec. 28 St. John's W, 105-57
 Dec. 30 San Diego W, 119-52

Sun Splash Shootout

1999-00 (Nassau, The Bahamas)
 Dec. 20 Sacramento State W, 81-45
 Dec. 21 Liberty W, 66-45

Texaco-Havoline Christmas Classic

1985-86 (Villanova, Pa.)
 Dec. 27 Washington L, 71-83
 Dec. 28 Cheyney W, 100-56

Tip-Off Classic

1987-88 (San Jose, Calif.)
 Dec. 29 San Jose State W, 86-47
 Dec. 30 Purdue W, 76-71

Univ. of New Orleans Tournament

1995-96 (New Orleans, La.)
 Nov. 24 Pepperdine W, 108-70
 Nov. 25 Mississippi State W, 72-67

USF Holiday Classic

1990-91 (Tampa, Fla.)
 Dec. 21 South Alabama W, 76-70
 Dec. 22 South Florida W, 78-62

1984-85 (Tampa, Fla.)
 Dec. 20 Georgetown W, 84-49
 Dec. 21 Georgia Southern W, 71-65

VCU Classic

1988-89 (Richmond, Va.)
 Dec. 9 Connecticut W, 83-69
 Dec. 10 VCU W, 83-76

Wagner Christmas Tournament

1989-90 (Staten Island, N.Y.)
 Dec. 25 Wagner W, 66-56
 Dec. 28 Hofstra W, 86-48

Women of Troy Classic

2008-09 (Los Angeles, Calif.)
 Dec. 19 Southern Cal. W, 97-89*
 Dec. 20 Siena W, 86-41

Women's Sports Foundation Classic

2000-01 (Albuquerque, N.M.)
 Nov. 10 UCLA W, 80-52
 Nov. 11 LSU W, 56-45

* Denotes overtime game

Duke Week-by-Week in the Associated Press Poll

Season	PS	1	2	3	4	5	6	7	8	9	10	11	12	13	14	15	16	17	18	19	Dates
1985-86	-	-	-	-	-	-	-	20	18	18	17	20	18	-	-	-	-	-	-	-	Nov. 12 - March 9
1986-87	-	-	-	-	-	-	-	-	-	-	-	-	-	-	-	-	-	-	-	-	Nov. 18 - March 10
1987-88	19	18	14	13	10	10	9	11	13	17	17	-	-	-	-	-	-	-	-	-	Nov. 23 - March 14
1988-89	-	-	-	20	19	-	20	-	-	-	-	-	-	-	-	-	-	-	-	-	Nov. 21 - March 13
1989-90	-	-	-	-	-	-	-	-	-	-	-	-	-	-	-	-	-	-	-	-	Nov. 20 - March 12
1990-91	-	-	-	-	-	-	-	-	-	-	-	-	-	-	-	-	-	-	-	-	Nov. 27 - March 13
1991-92	-	-	-	-	-	-	-	-	-	-	-	-	-	-	-	-	-	-	-	-	Nov. 27 - March 12
1992-93	-	-	-	-	-	-	-	-	-	-	-	-	-	-	-	-	-	-	-	-	Nov. 24 - March 16
1993-94	-	-	-	-	-	-	-	-	-	-	-	-	-	-	-	-	-	-	-	-	Nov. 16 - March 15
1994-95	-	-	-	-	-	-	-	-	-	25	21	14	21	22	19	22	21	20	-	-	Nov. 13 - March 14
1995-96	17	22	19	17	16	16	16	15	16	13	12	12	14	14	12	12	13	13	-	-	Nov. 14 - March 11
1996-97	16	17	16	15	17	15	13	16	14	19	24	22	20	18	22	25	25	-	-	-	Nov. 12 - March 10
1997-98	19	19	15	15	11	17	23	23	25	25	24	13	14	13	11	8	8	8	-	-	Nov. 7 - March 9
1998-99	4	6	20	16	16	17	16	17	13	12	11	9	9	7	8	8	10	10	-	-	Nov. 6 - March 8
1999-00	21	22	-	22	20	18	17	15	14	11	9	9	12	14	14	9	12	11	10	-	Nov. 9 - March 13
2000-01	5	3	3	3	3	7	6	6	5	5	5	4	4	4	7	4	5	5	-	-	Nov. 7 - March 12
2001-02	5	5	9	14	11	8	9	9	11	7	6	5	5	5	5	4	3	3	-	-	Nov. 12 - March 11
2002-03	1	1	1	1	1	1	1	1	1	1	1	1	2	2	2	2	2	2	-	-	Nov. 18 - March 17
2003-04	2	4	4	4	3	3	4	4	1	1	1	2	2	4	4	3	2	1	1	-	Nov. 17 - March 15
2004-05	6	6	10	10	3	3	3	2	2	1	1	1	3	3	3	2	6	5	7	-	Nov. 15 - March 14
2005-06	1	1	1	2	2	2	2	2	2	2	2	2	2	1	1	2	4	4	-	-	Nov. 21 - March 13
2006-07	6	6	5	5	4	4	4	3	3	3	1	1	1	1	1	1	1	1	-	-	Nov. 6 - March 12
2007-08	10	10	9	11	17	15	14	13	12	12	10	10	9	11	12	12	12	10	9	-	Nov. 12 - March 18
2008-09	8	6	12	12	11	8	6	6	5	4	4	3	4	4	7	10	8	6	-	-	Nov. 17 - March 9
2009-10	6	11	10	11	7	7	8	8	9	7	6	7	6	8	8	6	9	7	6	-	Nov. 16 - March 15
2010-11	6	6	6	5	5	4	3	3	3	3	3	3	3	5	7	9	8	6	6	-	Nov. 16 - March 14

**Charting Duke in the Polls
(Associated Press Only)**

Total Polls Ranked.....	325
Top 10 Rankings.....	205
Longest Consecutive Polls Ranked.....	223 ('99-'11)
Current Streak.....	223 ('99-'11)

Years Ranked

Total Years.....	20
Consecutive Years.....	17
Current Streak.....	17

Final Poll

Total Polls.....	16
Top 10.....	14
High Rank.....	1 (two times)

No. 1 Ranking

Total Rankings.....	34
Most No. 1 Weeks in Succession.....	12

Weeks Ranked By Ranking

First Ranked: January 12, 1986 (No. 20)
Last Ranked: March 14, 2011 (No. 6)

Rank.....Weeks

No. 1.....	34
No. 2.....	25
No. 3.....	26
No. 4.....	24
No. 5.....	20
No. 6.....	22
No. 7.....	12
No. 8.....	14
No. 9.....	15
No. 10.....	14
No. 11.....	13
No. 12.....	15
No. 13.....	10
No. 14.....	11
No. 15.....	7
No. 16.....	11
No. 17.....	12
No. 18.....	6
No. 19.....	7
No. 20.....	8
No. 21.....	4
No. 22.....	7
No. 23.....	2
No. 24.....	2
No. 25.....	5

**ACC Teams in the
AP Top 10**

*Total weeks ranked in the top 10
from 1985-86 through 2010-11*

Duke.....	206
North Carolina.....	193
Maryland.....	180
Virginia.....	154
N.C. State.....	128
Miami.....	9
Florida State.....	6
Clemson.....	2
Virginia Tech.....	2
Boston College.....	0
Wake Forest.....	0

Duke's Final Top 25 Rankings

Year	AP	Coaches
1995	20	17
1996	13	19
1998	8	7
1999	10	2
2000	10	11
2001	5	8
2002	3	4
2003	2	4
2004	1	5
2005	7	8
2006	4	2
2007	1	6
2008	9	9
2009	6	14
2010	6	6
2011	6	7

Duke Week-by-Week in the USA Today Coaches Poll

Season	PS	1	2	3	4	5	6	7	8	9	10	11	12	13	14	15	16	17	18	19	20
1984-85	-	-	-	-	-	-	-	-	-	-	-	-	-	-	-	-	-	-	-	-	-
1985-86	-	-	-	-	-	-	-	-	-	23	25	-	21	25	-	-	-	-	-	-	-
1986-87	-	-	-	-	-	-	-	-	-	-	-	-	-	-	-	-	-	-	-	-	-
1987-88	18	16	13	13	9	9	8	11	9	17	19	-	-	-	-	-	-	-	-	-	-
1988-89	19	21	21	23	24	-	-	25	-	-	-	-	-	-	-	-	-	-	-	-	-
1989-90	-	-	-	-	-	-	-	-	-	-	-	-	-	-	-	-	-	-	-	-	-
1990-91	-	-	-	-	-	-	-	-	-	-	-	-	-	-	-	-	-	-	-	-	-
1991-92	-	-	-	-	-	-	-	-	-	-	-	-	-	-	-	-	-	-	-	-	-
1992-93	-	-	-	-	-	-	-	-	-	-	-	-	-	-	-	-	-	-	-	-	-
1993-94	-	-	-	-	-	-	-	-	-	-	-	-	-	-	-	-	-	-	-	-	-
1994-95	-	-	-	-	-	-	-	-	-	-	21	25	25	22	25	22	17	-	-	-	-
1995-96	16	19	20	17	18	18	16	14	16	16	13	11	13	13	12	12	13	13	19	-	-
1996-97	18	18	17	16	16	14	13	17	14	18	20	21	20	17	19	22	24	-	-	-	-
1997-98	19	16	17	14	18	22	22	23	20	23	15	16	14	13	10	9	9	7	-	-	-
1998-99	4	15	16	15	19	20	19	17	16	15	13	11	7	9	9	10	11	2	-	-	-
1999-00	22	25	19	18	15	15	11	10	8	8	9	10	12	12	8	10	9	7	11	-	-
2000-01	4	3	3	3	5	5	5	5	5	5	4	4	4	4	6	4	5	5	8	-	-
2001-02	4	4	7	12	9	8	9	9	10	7	6	6	5	5	5	5	4	3	3	4	-
2002-03	1	1	1	1	1	1	1	1	1	1	1	1	2	2	2	2	2	2	1	4	-
2003-04	2	4	4	4	4	4	4	4	2	2	1	2	2	4	4	3	2	1	1	5	-
2004-05	6	6	9	9	3	3	3	2	2	1	1	4	4	4	4	3	6	8	8	8	-
2005-06	2	2	2	2	2	2	2	2	2	2	2	1	2	2	1	1	2	4	4	2	-
2006-07	6	5	5	5	4	4	4	3	3	3	1	1	1	1	1	1	1	1	1	6	-
2007-08	9	9	8	10	15	15	15	14	13	13	12	10	11	12	12	11	11	11	10	10	9
2008-09	8	5	13	14	12	12	11	11	10	10	8	6	8	10	8	11	10	8	14	-	-
2009-10	6	12	12	12	10	8	8	9	9	7	7	7	6	7	7	6	8	6	6	6	-
2010-11	5	6	6	5	4	4	3	3	3	3	3	3	5	7	7	9	7	6	6	7	-

Charting Duke in the Polls

(USA Today Only)

Total Polls Ranked.....	338
Top 10 Rankings.....	215
Longest Consecutive Polls Ranked.....	272 ('98-'11)
Current Streak.....	272 ('98-'11)

Years Ranked

Total Years.....	21
Consecutive Years.....	17
Current Streak.....	17

Final Poll

Total Polls.....	17
Top 10.....	12
High Rank.....	2 ('99, '06)

No. 1 Ranking

Total Rankings.....	30
Most No. 1 Weeks in Succession.....	12 ('03)

Weeks Ranked By Ranking

First Ranked: January 12, 1986 (No. 20)
 Last Ranked: March 14, 2011 (No. 6)

Rank.....	Weeks
No. 1.....	30
No. 2.....	30
No. 3.....	13
No. 4.....	30
No. 5.....	17
No. 6.....	15
No. 7.....	10
No. 8.....	18
No. 9.....	19
No. 10.....	15
No. 11.....	13
No. 12.....	13
No. 13.....	13
No. 14.....	8
No. 15.....	9
No. 16.....	11
No. 17.....	8
No. 18.....	8
No. 19.....	8
No. 20.....	6
No. 21.....	3
No. 22.....	7
No. 23.....	7
No. 24.....	1
No. 25.....	8

ACC Teams in the USA Today Top 10

Total weeks ranked in the top 10 from 1984-85 through 2010-11

Duke	215
North Carolina	189
Virginia	149
Maryland	113
N.C. State	66
Florida State	11
Miami	10
Clemson	5
Virginia Tech	0
Boston College	0
Wake Forest	0
Georgia Tech	0

Duke's WNBA Draft Picks

Year	Player	Team	Round (Pick)
2011	Jasmine Thomas	Seattle Storm	1st (12)
2011	Karima Christmas	Washington Mystics	2nd (23)
2011	Krystal Thomas	Seattle Storm	3rd (36)
2010	Joy Cheek	Indiana Fever	3rd (35)
2009	Chante Black	Connecticut Sun	1st (9)
2009	Abby Waner	New York Liberty	2nd (21)
2008	Wanisha Smith	New York Liberty	2nd (27)
2007	Lindsey Harding	Phoenix Mercury	1st (1)
2007	Alison Bales	Indiana Fever	1st (9)
2006	Monique Currie	Charlotte Sting	1st (3)
2006	Mistie Bass	Phoenix Mercury	2nd (21)
2006	Jessica Foley	Indiana Fever	3rd (38)
2004	Alana Beard	Washington Mystics	1st (2)
2004	Iciss Tillis	Detroit Shock	1st (11)
2001	Georgia Schweitzer	Miami Sol	2nd (21)
2000	Peppi Browne	Charlotte Sting	3rd (43)
1999	Michele VanGorp	New York Liberty	2nd (18)

WNBA All-Star Selections

Alana Beard	2009, 2007, 2006, 2005
Monique Currie	2010
Lindsey Harding	2010

WNBA Finals Appearances

Alison Bales, Atlanta	2010, 2011
Lindsey Harding, Atlanta	2011

Duke's ABL Draft Picks

Year	Player	Team	Round (Pick)
1997	Kira Orr	Seattle Reign	4th Round

**Duke has registered three selections in each of the 2011 and 2006 WNBA Drafts

Duke on the WNBA Rosters

Alison Bales

Indiana	2007-08
Atlanta	2008, 2010-11

Mistie Bass

Houston	2006-08
Chicago	2009-10

Alana Beard

Washington	2004-11
------------	---------

Chante Black

Connecticut	2009
Tulsa	2010

Peppi Browne

Charlotte	2000
-----------	------

Joy Cheek

Indiana	2010
Washington	2011

Karima Christmas

Washington/Tulsa	2011
------------------	------

Monique Currie

Charlotte	2006
Chicago	2007
Washington	2007-11

Jessica Foley

Indiana	2006
---------	------

Lindsey Harding

Phoenix	2007 [^]
Minnesota	2007-08
Washington	2009-10
Atlanta	2011

Georgia Schweitzer

Minnesota	2001-03
-----------	---------

Wanisha Smith

New York	2008
----------	------

Jasmine Thomas

Washington	2011
------------	------

Krystal Thomas

Seattle/Phoenix	2011
-----------------	------

Iciss Tillis

Detroit	2004
New York	2006
Los Angeles	2007
Detroit	2007

Michele VanGorp

New York	1999
Portland	2000
Minnesota	2001

Abby Waner

New York	2009
----------	------

[^] - Drafted by Phoenix and traded to Minnesota on draft day

Duke and USA Basketball have developed an excellent relationship over the years as many Blue Devils have had the privilege to wear USA on their jerseys.

Olympic Team

Gail Goestenkers (2004) - Assistant Coach - Gold Medal

Senior National Team Pool

Alana Beard (Current Member)

Lindsey Harding (Current Member)

Senior National Team

Alana Beard (2007)

Lindsey Harding (2007)

USA Select Team

Jasmine Thomas (2010)

World Championship Team

Gail Goestenkers (2002) - Assistant Coach - Gold Medal

Gail Goestenkers (2006) - Assistant Coach - Bronze Medal

Alana Beard (2006) - Bronze Medal

World University Games Team

Monique Currie (2005) - Gold Medal

**Prior to the 2005 event, it was referred to as the Junior World Championship

U21 World Championship Team

Joanne P. McCallie (2007) - Head Coach - Gold Medal

Abby Waner (2007) - Gold Medal

U20 National Team

Joanne P. McCallie (2006) - Head Coach - Gold Medal

U19 World Championship Team

Elizabeth Williams (2011) - Gold Medal

Jasmine Thomas (2007) - Gold Medal

Krystal Thomas (2007) - Gold Medal

Gail Goestenkers (2005) - Head Coach - Gold Medal

Abby Waner (2005) - Gold Medal

Junior Young Women National Team

Alana Beard (2003) - Gold Medal

Pan Am Team

Iciss Tillis (2003) - Silver Medal

USA World Youth Games Team

Sheana Mosch (1998)

Iciss Tillis (1998)

Junior World Championship Team

Alana Beard - Gold Medal in 2000 & Bronze in 2001

Monique Currie (2001) - Bronze Medal

Wynter Whitley (2001) - Bronze Medal

**The 2000 team was the World Championship Qualifying team

R. William Jones Cup

Peppi Browne (1998) - Gold Medal

Gail Goestenkers (1997) - Head Coach - Silver Medal

Tyish Hall (1997) - Silver Medal

Katie Meier (1990) - Bronze Medal

Kira Orr (1997) - Silver Medal

Michele VanGorp (1997) - Silver Medal

Debbie Leonard (1988) - Assistant Coach - Silver Medal

U.S. Olympic Festival

Chris Moreland (1986-East)

Kira Orr (1995-East & 1994-South)

Debbie Leonard (1987) - Assistant Coach

French Basketball

Allison Vernerey French National Team - 2009

U19 World Championship - 2009

U18 European Championship - 2008

U16 European Championship - 2006

Australia Basketball

Jessica Foley Senior National Team - "Rice Attack" Opals

World University Games - 2007, 2005

Junior World Championship - 2003, 2001

Overseas Players Past & Present

Alison Bales	Turkey, Russia, France
Mistie Bass	Israel, Italy, France
Alana Beard	Poland, Korea, Australia
Payton Black	Germany, Israel
Joanne Boyle	Luxembourg/Germany
Joy Cheek	Poland
Karima Christmas	Israel
Monique Currie	Israel, Poland, Russia, Turkey
Ali Day	France, Greece
Nicole Erickson	France
Jessica Foley	Australia
Carrem Gay	Israel, France
Tye Hall	France
Lindsey Harding	Russia
Sue Harnett	Belgium
Janee Hayes	Finland
Hilary Howard	Sweden
Carey Kauffman	Spain
Ellen Langhi	Luxembourg
Celeste Lavoie	Germany
Barb Krause	Germany
Nicole Johnson	Germany
Katie Meier	Belgium
Bridgette Mitchell	France, Poland
Chris Moreland	France
Sheana Mosch	France, Turkey, Russia
Rochelle Parent	Luxembourg
Jen Scanlon	Sweden
Sarah Sullivan	Australia
Jasmine Thomas	Czech Republic
Krystal Thomas	France
Iciss Tillis	Korea, Russia, France
Michele VanGorp	France, Greece, Italy
Lisa Warren	France
Missy West	Germany
Wynter Whitley	Switzerland, Turkey

The Record Book

Team Records	87-89
Individual Records	90-95
Freshman Records	96-97
Cameron Indoor Stadium Records	98
Cameron Indoor Stadium Year-by-Year	99
Cameron Indoor Stadium Attendance	99
NCAA Tournament Records	100-101
1,000 Point Scorers	102-105
Year-by-Year Leaders	106
All-Time Player Statistics	107-122
Year-by-Year Team/Player Statistics	123-127

High/Low Scoring Affairs

Most Points Scored in First Half by Duke

65 vs. N.C. Central,
12-28-09

Most Points Scored in Second Half by Duke

70 vs. Stephen F. Austin,
11-29-03

In a Half by Opponent

63 at Clemson, 1-9-80

In a Game by Opponent

125 at N.C. State, 1-19-78

In a Game by Both Teams

241 vs. Alabama, 3-19-95

In a Losing Effort by Duke

120 vs. Alabama, 3-19-95

In a Winning Effort by Duke

128 vs. Howard, 12-6-02

Largest Margin of Victory

89 (117-28) vs.
N.C. Central, 12-28-09

Fewest Points Scored in a Game by Duke

31 vs. East Carolina,
1-20-76

Fewest Points Allowed in a Game by Duke

24 vs. Ball State, 12-19-05

Top Win Streaks

30 2006-07
22 2001-02
20 2010-11, 2005-06,
2002-03
16 2004-05, 1998-99
15 2003-04, 2002-03,
1999-2000

Points

Game 128 vs. Howard, 12-6-02
Season 3,009 (35 games), 2005-06

Field Goals Made

Game 51 vs. Howard, 12-6-02
Season 1,125 (35 games), 2005-06

Field Goals Attempted

Game 97 vs. Morgan State, 11-26-93
Season 2,354 (37 games), 2002-03

Field Goal Percentage

Game 68.2 (45-66) vs. Arkansas St., 11-26-05
Season 49.8 (35 games), 2005-06

Three-Pointers Made

Game 13 - three times - most recent
at San Diego, 12-30-05
Season 213 (36 games), 1998-99

Three-Pointers Attempted

Game 30 at Illinois, 3-16-97
30 vs. Georgia Tech, 1-17-05
Season 581 (36 games), 2010-11

Three-Point Field Goal Percentage

Game 1.000 (4-4) vs. New Hampshire, 12-1-89
Season 40.6 (28 games), 1988-89

Free Throws Made

Game 40 vs. Cheyney State, 12-28-85
Season 580 (37 games), 2002-03

Free Throws Attempted

Game 49 vs. Cheyney State, 12-28-85
Season 818 (30 games), 1985-86

Free Throw Percentage

Game 1.000 (15-15) at Dartmouth, 12-29-06)
Season 76.0 (35 games), 2001-02

Rebounds

Game 68 vs. Catawba, 1-10-79
Season 1,563 (36 games), 2004-05

Assists

Game 36 at San Diego, 12-30-05
Season 717 (35 games), 2005-06

Steals

Game 28 vs. UNC Greensboro, 11-18-07
Season 480 (36 games), 2009-10

Blocked Shots

Game 16 at Ball State, 12-20-04*
Season 267 (36 games), 2004-05^
267 (35 games), 2005-06^

Miscellaneous Season Records

Most Games Played 37, 2002-03
Most Wins 35, 2002-03*
Most Losses 19, 1977-78
Best W/L Percentage946, 2002-03
Most ACC Wins 16, 2001-02 & 2002-03+
Most ACC Losses 13, 1992-93
Fewest ACC Wins 2, 1981-82 & 1988-89
Fewest ACC Losses 0, 2001-02, 2002-03, 2006-07+
Best ACC W/L Percentage ..1.000 (16-0), 2001-02 & 2002-03, 14-0 in 2006-07+
Most Consecutive Season Wins 30, 2006-07
Most Consecutive Season Losses 14, 1975-76
Most Consecutive ACC Wins 19, 2001-02 & 2002-03+
Most Consecutive ACC Losses 10, 1988-89
Most Consecutive Home Wins 25, Jan.21, 2010-Present
Most Consecutive Away Wins 12, 2001-02
Most Consecutive Home Losses 9, 1977-78
Most Consecutive Away Losses 7, 1977-78
Largest Average Winning Margin 27.7 (86.0 to 58.2), 2005-06
Largest Winning Margin in ACC Play +23.9 in 2003-04*
Largest Average Losing Margin -24.0 (69.6 to 45.6), 1975-76
Best Scoring Defense 51.4, 2006-07+
Fewest Points Scored 638 (14 games), 1975-76
Best Starts 30-0, 2006-07; 20-0, 2002-03, 2005-06, 2010-11;
20-1, 2000-01
Undefeated Starts 30-0, 2006-07; 20-0, 2002-03, 2005-06, 2010-11;
12-0, 1987-88
Best ACC Start 16-0, 2001-02 & 2002-03
Average Assists 20.5 in 2005-06
Average Blocks 7.6 in 2005-06
Most Combined Free Throws Made 52 at Miami, 2-19-06
Most Combined Free Throw Attempted 70 at Miami, 2-19-06
Most Combined 3-Point Field Goals Made 23 vs. Ga.Tech, 1-17-05,
at San Diego, 12-30-05
Most Combined 3-Point Field Goal Attempts 52 vs. Ga.Tech, 1-17-05

Miscellaneous Game Records

Duke Records

Most First Half Points ...65 vs. Morgan State, 11-26-93 & Fairfield, 11-22-05
Most Second Half Points 70 vs. Stephen F. Austin, 11-29-03
Fewest First Half Points 12 at Virginia, 1-30-00
Fewest Second Half Points 15 at Maryland, 1-30-98
Highest First Half FG% 79.3% vs. Davidson, 11-24-01
Highest Second Half FG% 76.2% at SE Louis., 12-30-88
Lowest First Half FG%... 13.0% vs. Virginia, 2-19-97, vs. GW, 12-29-96
Lowest Second Half FG% 19.4% at Old Dominion, 11-27-94,
at Virginia, 2-4-84
Most Double-Figure Scorers 9 vs. N.C. Central, 12-28-09

Opponent Records

Most First Half Points 62 at Clemson, 1-11-78
Most Second Half Points 63 at Clemson, 1-9-80
Fewest First Half Points 7 at Ball State, 12-20-04
Fewest Second Half Points 6 vs. Catawba, 1-10-79
Highest First Half FG% 78.2% vs. UNCW, 12-2-80
Highest Second Half FG% 78.6% vs. UNC, 2-23-87
Lowest First Half FG%... 9.1% vs. SFA, 11-26-04 & Ball State, 12-19-05
Lowest Second Half FG% 11.5% vs. Davidson, 2-12-79
Most Turnovers In A Game 45 vs. Morgan State, 11-26-93
Highest FG Percentage In A Game 68.3 vs. Maryland, 2-4-89
Lowest FG Percentage In A Game . 11.3 vs. Stephen F. Austin, 11-26-04

* ACC Record + Tied ACC Record ^ NCAA Record

Most Points in a Game

1.	128	vs. Howard, 12-6-2002
2.	120	at Alabama, 3-18-1995
3.	119	at San Diego, 12-30-2005
	119	vs. Stephen F. Austin, 11-29-2003
5.	117	vs. NC Central, 12-28-2009
	117	vs. Western Carolina, 2-9-1994
7.	116	vs. Morgan State, 11-26-1993
8.	114	vs. UNC Asheville, 11-30-1994
	114	vs. ETSU, 12-8-1992
10.	113	vs. Georgia Tech, 1-7-1999

Fewest Points in a Game

1.	36	vs. NC State, 2-2-1978
2.	39	vs. Maryland, 2-9-1978
3.	40	vs. Connecticut, 3-29-2011
4.	43	at Virginia, 1-24-1987
	43	at NC State, 1-19-1978
6.	44	at Eastern Kentucky, 12-3-1983
	44	vs. NC State, 1-20-1979
8.	45	vs. Purdue, 3-28-1999
	45	vs. Maryland, 3-5-1994
	45	at Maryland, 2-1-1991

Most First Half Points

1.	65	vs. NC Central, 12-28-2009
	65	vs. Fairfield, 11-22-2005
	65	vs. Morgan State, 11-26-1993
4.	64	vs. Temple, 12-12-1998
5.	63	vs. East Carolina, 11-22-2002
6.	62	vs. Wake Forest, 3-5-2005
7.	61	vs. Florida International, 12-18-2002
8.	60	vs. Howard, 12-6-2002
9.	59	vs. Northwestern State, 12-20-2003
	59	vs. Clemson, 1-26-2011

Fewest First Half Points

1.	12	at Virginia, 1-30-2000
2.	13	at North Carolina, 1-24-2005
3.	14	vs. George Washington, 12-29-1996
4.	15	at North Carolina, 2-20-1979
5.	16	vs. East Carolina, 3-2-1978
	16	at NC State, 1-19-1978
	16	vs. Maryland, 2-12-1981
	16	vs. Maryland, 2-9-1978
9.	17	4 tied - most recent
		vs. Hartford, 11-21-2008

Most Second Half Points

1.	70	vs. Stephen F. Austin, 11-29-2003
2.	68	vs. Howard, 12-6-2002
3.	64	vs. Maryland, 1-23-2003
	64	vs. ETSU, 12-8-1992
	64	vs. UNC Asheville, 12-11-1991
6.	63	vs. Houston Baptist, 11-13-2009
	63	vs. Furman, 11-23-1984
8.	62	vs. Indiana State, 12-4-1994
9.	61	4 tied - most recent
		at San Diego, 12-30-2005

Fewest Second Half Points

1.	15	at Maryland, 1-30-1998
2.	16	vs. NC State, 2-2-1978
3.	18	vs. North Carolina, 12-3-1981
	18	vs. Georgia Tech, 11-27-1981
	18	vs. NC State, 1-20-1979
6.	19	vs. Louisiana State, 3-28-2005
7.	20	vs. Connecticut, 1-18-2010
	20	at NC State, 1-13-1993
	20	at Clemson, 1-28-1991
	20	vs. Clemson, 2-8-1989

Largest Halftime Lead

1.	56	vs. NC Central, 12-28-2009
2.	52	vs. Temple, 12-12-1998
3.	48	vs. Ball State, 12-19-2005
4.	47	vs. Clemson, 1-26-2011
5.	44	vs. Morgan State, 11-26-1993
6.	43	vs. East Carolina, 11-22-2002
7.	42	vs. Fairfield, 11-22-2005
8.	40	vs. Holy Cross, 1-4-2005
9.	38	at Ball State, 12-20-2004
	38	vs. Elon, 11-21-2003
	38	vs. Florida International, 12-18-2002

Largest Halftime Deficit

1.	34	vs. East Carolina, 3-2-1978
2.	30	vs. Virginia, 2-19-1997
3.	27	vs. NC State, 1-20-1979
4.	26	vs. NC State, 2-6-1991
	26	at Connecticut, 1-31-2011
6.	25	at Clemson, 1-9-1980
7.	23	vs. Virginia, 2-1-1992
	23	vs. Virginia, 1-5-1991
9.	22	vs. Clemson, 1-10-1992
	22	vs. NC State, 1-24-1984
	22	vs. Maryland, 1-18-1979

Highest First Half Field Goal Percentage

1.	79.3	vs. Davidson, 11-24-2001
2.	70.9	vs. Cheyney, 11-26-1985
3.	69.7	at UNC Asheville, 11-29-1995
4.	69.4	vs. Temple, 12-12-1998
5.	68.4	vs. Wake Forest, 3-5-2005
	68.4	vs. Peace College, 1-26-1979
7.	68.0	vs. Florida State, 2-26-1999
	68.0	vs. Georgia Southern, 12-21-1984
9.	67.9	at Georgia Tech, 1-11-1986
	67.9	vs. NC A&T, 2-27-1984

Lowest First Half Field Goal Percentage

1.	13.0	vs. Virginia, 2-19-1997
	13.0	vs. George Washington, 12-29-1996
3.	15.6	at Connecticut, 1-31-2011
4.	16.7	at North Carolina, 1-24-2005
5.	18.2	at Virginia, 1-30-2000
6.	19.4	at NC State, 1-19-1978
7.	20.0	vs. Virginia, 2-1-1992
8.	21.2	at Clemson, 1-29-1990
9.	21.9	at Connecticut, 1-3-2004
	21.9	vs. Connecticut, 2-1-2003

Highest Second Half Field Goal Percentage

1.	76.2	at SE Louisiana, 12-30-1988
2.	75.0	vs. Duquesne, 11-25-2000
3.	74.2	vs. Wake Forest, 1-2-2006
4.	73.1	at Georgia Tech, 1-27-1997
5.	73.0	vs. Wisconsin-Green Bay, 1-2-1991
	73.0	vs. NC Central, 11-20-1984
7.	72.7	vs. NC State, 1-21-1987
8.	72.0	vs. Virginia, 2-10-2006
	72.0	vs. Oklahoma State, 3-16-1995
10.	71.4	vs. Norfolk State, 3-15-2002

Lowest Second Half Field Goal Percentage

1.	19.4	at Old Dominion, 11-27-1994
	19.4	at Virginia, 2-4-1984
3.	21.1	vs. Old Dominion, 1-21-1989
4.	21.2	vs. Wake Forest, 2-16-1991
5.	21.6	vs. North Carolina, 2-22-1980
6.	21.9	vs. Baylor, 3-29-2010
7.	22.2	at Virginia, 2-22-1998
8.	23.3	at Clemson, 1-29-1990
9.	24.0	vs. Tennessee, 3-22-1999
10.	24.3	at Wake Forest, 12-1-1981

Most Total Rebounds

1.	68	vs. Catawba, 1-10-1979
2.	67	vs. Alabama, 3-18-1995
3.	64	vs. Stephen F. Austin, 11-26-2004
	64	at Furman, 12-3-1979
5.	63	vs. Northeastern, 11-11-2006
	63	vs. UNC Asheville, 12-8-1979
7.	62	vs. Houston Baptist, 11-13-2009
	62	vs. Ball State, 12-19-2005
	62	vs. Charleston, 12-18-1990
10.	61	vs. Elon, 11-16-2001
	61	vs. UNC Asheville, 11-30-1994
	61	vs. Mars Hill, 11-27-1983

Most Total Rebounds by Opponent

1.	67	at Notre Dame, 11-21-1998
	67	at Clemson, 1-9-1980
3.	64	at NC State, 1-19-1978
4.	63	vs. Maryland, 2-9-1978
5.	62	vs. Clemson, 3-3-1990
	62	at UNC Charlotte, 2-4-1978
	62	at East Carolina, 12-3-1977
8.	61	at East Carolina, 3-2-1978
9.	59	vs. Alabama, 3-18-1995
	59	at North Carolina, 2-25-1995

Most Offensive Rebounds

1.	34	vs. UNC Asheville, 11-30-1994
2.	33	vs. Bucknell, 12-21-2007
3.	32	vs. North Carolina, 3-1-2009
4.	31	vs. Maine, 11-16-2008
5.	29	vs. Northeastern, 11-11-2006
6.	26	vs. Virginia Tech, 2-20-2011
	26	vs. Houston Baptist, 11-13-2009
	26	vs. Maryland, 1-12-2009
	26	vs. Oklahoma State, 11-14-2008
	26	vs. Houston, 11-19-2006
	26	at Connecticut, 3-28-2006

Most Offensive Rebounds by Opponent

1.	29	vs. Alabama, 3-18-1995
2.	28	vs. Clemson, 3-3-1990
3.	27	at Tennessee, 1-22-2007
	27	vs. Clemson, 2-26-1990
5.	26	vs. Virginia Tech, 2-22-2006
	26	vs. North Carolina, 1-25-1995
7.	25	at North Carolina, 2-25-2006
	25	vs. California, 12-21-1993
	25	vs. NC State, 2-6-1991
	25	at Providence, 12-6-1987

Most Steals in a Game

1.	31	vs. NC Central, 12-28-09
2.	28	vs. UNC Greensboro, 11-18-07
3.	26	at Houston Baptist, 11-13-09
4.	25	at Maine, 12-21-09
	25	vs. Quinnipiac, 12-28-08
	25	at Tulsa, 12-21-02
	25	vs. Charleston Southern, 2-16-02
	25	vs. Guilford, 12-4-78
9.	24	vs. Utah Valley, 12-18-07
	24	vs. Northeastern, 11-11-06

Most Assists in a Game

1. 36 at San Diego, 12-30-05
2. 35 vs. NC Central, 12-28-09
- 35 vs. Howard, 12-6-02
4. 33 vs. Ball State, 12-19-05
- 33 vs. Elon, 11-21-03
6. 32 vs. Stephen F. Austin, 11-29-03
- 32 vs. Elon, 12-02-99
- 32 at East Carolina, 1-5-94
9. 31 vs. Fairfield, 11-22-05
10. 30 6 tied - most recent
- vs. Jacksonville State, 12-15-04

Most Blocks in a Game

1. 16 at Ball State, 12-20-04
2. 15 vs. Ball State, 12-19-05
3. 14 vs. South Florida, 11-15-07
- 14 vs. Wake Forest, 2-12-04
5. 13 vs. Georgia Tech, 1-17-05
- 13 vs. North Carolina, 2-20-03
7. 12 vs. Charlotte, 11-23-09
- 12 vs. Penn State, 11-21-06
- 12 vs. Virginia Tech, 1-9-05
- 12 vs. Texas Tech, 3-31-03
- 12 at Appalachian State, 12-8-93
- 12 vs. Richmond, 1-22-83

Most Turnovers in a Game

1. 39 vs. Virginia, 1-23-88
2. 37 at NC State, 1-19-78
- 37 at Clemson, 1-11-78
4. 36 vs. Colorado, 1-5-80
- 36 at North Carolina, 2-20-79
6. 35 at Maryland, 1-10-81
- 35 vs. North Carolina, 2-24-78
8. 34 vs. BYU, 1-10-87
- 34 vs. North Carolina, 2-14-80
10. 33 3 tied - most recent
- vs. Virginia, 1-5-91

Fewest Turnovers in a Game

1. 4 vs. Appalachian State, 2-16-79
2. 5 vs. Northwestern State, 3-21-86
- 5 vs. Appalachian State, 12-6-80
4. 6 vs. Georgia, 3-29-03
- 6 vs. Clemson, 12-31-84
6. 8 14 tied - most recent
- vs. Tennessee-Martin, 3-19-11

Most Turnovers Forced in a Game

1. 53 at UNC Greensboro, 1-16-79
2. 45 vs. NC Central, 12-28-09
- 45 vs. Morgan State, 11-26-93
4. 41 at East Carolina, 1-5-94
- 41 at North Carolina, 2-20-79
6. 40 vs. Stephen F. Austin, 11-29-03
7. 39 vs. Utah Valley, 12-18-07
- 39 vs. Manhattan, 12-21-96
9. 38 vs. Maine, 11-16-08
- 38 vs. UNC Greensboro, 11-18-07

Largest Margin of Victory

1. 89 vs. NC Central, 12-28-09
2. 86 vs. Ball State, 12-19-05
3. 82 vs. Elon, 11-21-03
4. 78 vs. Temple, 12-12-98
5. 75 vs. Howard, 12-6-02
6. 73 vs. Western Carolina, 2-9-94
7. 70 vs. Wisconsin-Milwaukee, 12-3-94
8. 69 at Houston Baptist, 11-13-09
- 69 at Southern, 3-19-06
10. 68 vs. Charleston Southern, 12-16-02

Largest Margin of Defeat

1. 82 at NC State, 1-19-78
2. 64 vs. Maryland, 2-9-78
3. 59 at Clemson, 1-11-78
4. 55 NC State, 1-20-79
- 55 at Clemson, 1-9-80
6. 50 NC State, 2-2-78
7. 48 UNC Asheville, 12-8-79
8. 45 at Virginia, 2-15-92
9. 40 vs. East Carolina, 3-2-78
10. 39 at NC State, 3-4-89

Largest Margin of Victory (ACC Games Only)

1. 67 vs. Georgia Tech, 1-7-99
2. 62 vs. Florida State, 12-6-95
3. 57 vs. Wake Forest, 3-5-05
- 57 vs. Clemson, 2-27-04
4. 55 vs. Clemson, 1-26-11
5. 52 vs. Clemson, 2-5-07
6. 50 vs. Virginia Tech, 2-20-11
- 50 vs. Clemson, 1-28-01
8. 49 vs. Maryland, 1-23-03
9. 46 vs. Wake Forest, 1-2-06
10. 45 vs. Wake Forest, 1-6-02

Largest Margin of Victory Under Coach P

1. 89 vs. N.C. Central, 12-28-09
2. 69 at Houston Baptist, 11-13-09
3. 67 vs. Maine, 11-16-08
4. 55 vs. Clemson, 1-26-11
5. 53 vs. N.C. Central, 1-3-08
6. 50 vs. Virginia Tech, 2-20-11
7. 45 vs. Sienna, 12-20-08
- 45 vs. UNC Greensboro, 11-18-07
9. 43 vs. Bucknell, 12-21-07
- 43 vs. Wake Forest, 2-11-11

Largest Margin of Victory Under Coach P (ACC Games Only)

1. 55 vs. Clemson, 1-26-11
2. 50 vs. Virginia Tech, 2-20-11
3. 43 vs. Wake Forest, 2-11-11
4. 37 vs. Georgia Tech, 1-21-11
5. 35 vs. Virginia Tech, 2-1-08
- 35 vs. Wake Forest, 2-10-08
7. 33 at Wake Forest, 2-25-09
8. 32 vs. Florida State, 1-11-08
9. 31 vs. Virginia Tech, 1-21-10
- 31 vs. N.C. State, 2-11-10

Points

Game 43, Monique Currie at Miami, 2-19-06
 Season 813, Alana Beard, 2002-03
 Career 2,687, Alana Beard, 2001-04

Field Goals Made

Game 16, Alana Beard vs. Virginia, 1-9-03
 16, Sue Harnett vs. VCU, 12-10-88
 Season 294, Alana Beard, 2002-03
 Career 1,005, Alana Beard, 2001-04

Field Goals Attempted

Game 30, Alana Beard vs. Virginia, 1-9-03
 Season 558, Alana Beard, 2002-03
 Career 1,906, Alana Beard, 2001-04

Field Goal Percentage

Game 1.000 (12-12), Sheana Mosch vs. Clemson, 1-28-01
 1.000 (9-9), Tyish Hall vs. Okla. St., 3-16-95
 1.000 (9-9), Kathy Friend vs. UNC, 2-24-78
 Season 65.5, Tyish Hall, 1995-96
 Career 63.0, Tyish Hall, 1994-97

Three-Pointers Made

Game 7, Jessica Foley vs. Georgia Tech, 1-17-05
 7, Nicole Erickson vs. Clemson, 1-14-99
 Season 68, Abby Waner, 2006-07
 68, Jessica Foley, 2004-05
 Career 222, Abby Waner, 2006-09

Three-Pointers Attempted

Game 13, Kira Orr vs. Illinois, 3-16-97
 Season 191, Jessica Foley, 2004-05
 Career 691, Abby Waner, 2006-09

Three-Point Percentage

Game 1.000 (6-6), Nicole Erickson vs. ND, 11-22-97
 Season 53.9, Jenni Kraft, 1988-89
 Career 44.8, Laura Kurz, 2005-06

Free Throws Made

Game 15, Monique Currie at Miami, 2-19-06
 15, Nicole Johnson vs. WFU, 2-26-92
 Season 201, Alana Beard, 2002-03
 Career 582, Alana Beard, 2001-04*

Free Throws Attempted

Game 22, Tara McCarthy vs. UNC, 2-24-78
 Season 267, Chris Moreland, 1985-86
 Career 868, Chris Moreland, 1985-88

Free Throw Percentage

Game 1.000 (14-14), Monique Currie vs. UNC, 3-4-02
 Season 90.0, Jenni Kraft, 1988-89
 Career 88.0, Nicole Erickson, 1998-99

Rebounds

Game 24, Barb Krause vs. Catawba, 1-10-79
 Season 354, Chris Moreland, 1985-86
 Career 1,229, Chris Moreland, 1985-88

Assists

Game 12, Jasmine Thomas vs. Marquette, 11-29-09
 12, Monique Currie vs. Ga. Tech, 2-7-04
 12, Katie Meier vs. N.C. State, 1-10-90
 12, Leigh Morgan at California, 12-27-88
 Season 170, Kira Orr, 1995-96
 Career 579, Lindsey Harding, 2003-07

Steals

Game 10, Abby Waner vs. Utah Valley, 12-18-07
 Season 114, Alana Beard, 2001-02
 Career 404, Alana Beard, 2001-04

Blocked Shots

Game 11, Sarah Sullivan vs. Richmond, 1-22-83
 Season 151, Alison Bales, 2006-07*
 Career 434, Alison Bales, 2004-07*

* Duke and ACC Records

Other Records**Most Minutes Played**

Season 1,172, Jasmine Thomas, 2010-11
 Career 4,285, Alana Beard, 2001-04

Most Games Played

Season 37, seven tied in 2002-03
 Career 142, Mistie Williams, 2003-06

Most Games Started

Season 37, three tied in 2002-03
 Career 136, Alana Beard, 2001-04

Most Consecutive Free Throws Made

32, Nicole Erickson, Jan. 22, 1999 vs. UNC
 through March 20, 1999 vs. ODU

Most Points Scored In A Half (2nd)

29, Alana Beard vs. Maryland, 1-14-01

Most Points Scored In Overtime

15, Monique Currie at Miami, 2-19-06

Most Assists In A Half (1st)

11, Monique Currie vs. Ga. Tech, 2-7-04

Seeing Double**Double Figure Scoring Records**

Most in a Career
 127, Alana Beard, 2001-04

Most in a Season

36, Alana Beard, 2002-03

Most Consecutive

67, Chris Moreland, 12-19-85 through 1-19-88

Most Consecutive Games With 20 or More Points

11, Chris Moreland, 12-19-85 through 1-25-86

Double Figure Rebounding Records

Most in a Career
 74, Chris Moreland, 1985-88

Most in a Season

24, Chris Moreland, 1985-86 & 1987-88

Most Consecutive

15, Chris Moreland, 1/25/86-11/29/86

Seeing Triple**Triple-Doubles**

Jasmine Thomas vs. Marquette on 11-27-09
 11 points, 11 rebounds, 12 assists

Monique Currie vs. Florida State on 1-5-06
 21 points, 12 rebounds, 11 assists

Katie Meier vs. Manhattan on 3-11-87
 16 points, 11 rebounds, 10 assists

Points

- 43 Monique Currie at Miami, 2-19-06
- 41 Alana Beard at Virginia, 1-9-03
- 37 Ali Day vs. Alabama, 3-18-95
- 37 Sue Harnett at VCU, 12-10-88
- 36 Katie Meier at N.C. State, 2-3-87
- 35 Alana Beard vs. Maryland, 1-2-02
- 35 Michele VanGorp at Clemson, 2-14-99
- 35 Carey Kauffman vs. UNCA, 11-30-94
- 34 Chris Moreland vs. Radford, 1-4-86
- 34 Chris Moreland vs. NWS, 3-21-86
- 34 Chris Moreland vs. Indiana St., 12-30-85
- 33 Alana Beard at Maryland, 1-14-01
- 32 Kira Orr vs. N.C. State, 2-12-97
- 31 Monique Currie vs. Maryland, 2-13-06
- 31 Alana Beard at North Carolina, 2-14-04
- 31 Payton Black at Richmond 12-8-96
- 31 Ali Day vs. Florida State, 1-28-95
- 31 Chris Moreland vs. UNCW, 2-23-85
- 31 Stacy Hurd at Wake Forest, 12-8-80

Field Goals Made

- 16 Alana Beard vs. Virginia, 1-9-03
- 16 Sue Harnett vs. VCU, 12-10-88
- 15 Michele VanGorp vs. Clemson, 2-14-99
- 15 Katie Meier vs. N.C. State, 2-3-87
- 15 Alana Beard vs. Maryland, 1-2-02
- 14 Eight tied - most recent
- Tyish Hall vs. Georgia Tech, 1-17-96

Field Goals Attempted

- 30 Alana Beard vs. Virginia, 1-9-03
- 26 Iciss Tillis vs. Florida State, 1-26-03
- 26 Iciss Tillis at North Carolina, 1-20-03
- 25 Sue Harnett vs. VCU, 12-10-88
- 25 Stacy Hurd vs. Vanderbilt, 3-13-82
- 24 Jasmine Thomas vs. Kentucky, 1-4-11
- 24 Alana Beard at Connecticut, 1-3-04
- 24 Alana Beard vs. Tennessee, 4-6-03
- 24 Chris Moreland vs. DePaul, 11-29-86
- 24 Tara McCarthy at UNC-Greens., 1-16-79

Field Goal Percentage

- 1.000 (12-12) Sheana Mosch vs. Clem., 1-28-01
- 1.000 (9-9) Tyish Hall vs. Okla. State, 3-16-95
- 1.000 (9-9) Kathy Friend vs. UNC, 2-24-78
- 1.000 (8-8) Payton Black vs. FSU, 12-6-95
- 1.000 (8-8) Tyish Hall vs. VCU, 11-15-95
- 1.000 (8-8) Alison Day vs. ECU, 1-5-94
- 1.000 (8-8) Stacy Hurd vs. Clemson, 1-29-83

Three-Pointers Made

- 7 Jessica Foley vs. Georgia Tech, 1-17-05
- 7 Nicole Erickson vs. Clemson, 1-14-99
- 6 Nine tied - most recent
- Abby Waner at Penn State, 12-2-07

Three-Point Field Goals Attempted

- 13 Kira Orr vs. Illinois, 3-16-97
- 12 Jessica Foley vs. Georgia Tech, 1-17-05
- 12 Nicole Erickson vs. Clemson, 1-14-99
- 12 Kira Orr vs. North Carolina, 1-18-97
- 12 Abby Waner vs. North Carolina, 2-9-09
- 11 Jessica Foley at UNC, 1-24-05
- 11 Vicki Krapohl vs. Clemson, 2-27-04
- 11 Missy West vs. W.Kentucky, 3-20-00
- 11 Krista Gingirch vs. GT, 2-11-00
- 10 Eight tied - most recent
- Jasmine Thomas vs. Maryland, 1-6-11

Free Throws Made

- 15 Monique Currie at Miami, 2-19-06
- 15 Nicole Johnson vs. Wake Forest, 2-26-92
- 14 Georgia Schweitzer vs. WFU, 3-2-01
- 14 Tara McCarthy vs. North Carolina, 12-7-78
- 14 Monique Currie vs. UNC, 3-4-02
- 13 Six tied - most recent
- Alison Bales vs. Clemson, 2-25-07

Free Throws Attempted

- 22 Tara McCarthy vs. North Carolina, 2-24-78
- 20 Katie Meier vs. Virginia, 1-16-90
- 20 Tara McCarthy vs. North Carolina, 2-24-78
- 19 Chris Moreland vs. Howard, 11-30-87
- 19 Chris Moreland vs. Georgia Tech, 1-25-86
- 18 Nicole Johnson vs. Wake Forest, 2-26-92
- 18 Tara McCarthy vs. North Carolina, 12-7-78
- 17 Barb Krause vs. Colorado, 1-5-80
- 16 Monique Currie at Miami, 2-19-06
- 16 Monique Currie vs. Kansas St., 11-27-04
- 16 Georgia Schweitzer vs. WFU, 3-2-01
- 16 Katie Meier at Wake Forest, 1-24-90
- 16 Jennifer Chestnut vs. Clemson, 3-4-83

Free Throw Percentage

(Minimum 10 attempts)

- 1.000 (14-14) Monique Currie vs. UNC, 3-4-02
- 1.000 (13-13) Alison Bales vs. Clemson, 2-25-07
- 1.000 (13-13) Robin Baker at Ga. Tech, 1-26-91
- 1.000 (12-12) Nicole Erickson vs. UNC, 2-12-98
- 1.000 (11-11) Nicole Erickson vs. ODU, 3-20-99
- 1.000 (11-11) Lauren Rice vs. UConn, 11-13-98
- 1.000 (11-11) Chris Moreland vs. WTS., 3-20-86
- 1.000 (10-10) Kira Orr vs. N.C. State, 2-12-97
- 1.000 (10-10) Kristina Meiman vs. UWM, 12-3-94
- 1.000 (10-10) Jenni Kraft at UConn, 12-9-88

Rebounds

- 24 Barb Krause vs. Catawba, 1-10-79
- 23 Barb Krause vs. Georgia Tech, 1-13-79
- 20 Alana Beard vs. North Carolina, 3-10-03
- 20 Chris Moreland at UNC, 2-20-88
- 19 Carey Kauffman vs. UNCA, 11-30-94
- 19 Chris Moreland at George Mason, 11-30-85
- 19 Chris Moreland vs. Washington, 12-27-85
- 19 Chris Moreland vs. Ga. Tech, 1-15-88
- 19 Tracey Christopher at GT, 1-15-88
- 18 Liz Bulger vs. Davidson, 2-20-78
- 18 Sue Harnett at VCU, 12-10-88
- 18 Katie Meier vs. UNCC, 2-14-90

Assists

- 12 Monique Currie vs. Ga. Tech, 2-7-04
- 12 Katie Meier vs. N.C. State, 1-10-90
- 12 Leigh Morgan at California, 12-27-87
- 11 Monique Currie vs. Florida State, 1-5-06
- 11 Wanisha Smith at Old Dom., 11-20-05
- 11 Alana Beard at N.C. State, 3-1-04
- 11 Lindsey Harding at Maryland, 2-22-04
- 11 Patti Thomasson vs. ASU, 2-2-80
- 11 Leigh Morgan at SELA, 12-30-88
- 11 Leigh Morgan vs. Maryland, 1-14-89
- 11 Hilary Howard vs. Manhattan, 12-21-96
- 11 Hilary Howard vs. Georgia Tech, 1-27-97
- 11 Hilary Howard at UCLA, 12-28-98
- 11 Hilary Howard vs. Clemson, 1-14-99
- 11 Alana Beard vs. Louisiana Tech, 12-2-01

Steals

- 10 Abby Waner vs. Utah Valley, 12-18-07
- 9 Missy Anderson vs. Drake, 12-28-92
- 9 Kim Matthews vs. Davidson, 2-2-79
- 8 Lindsey Harding vs. Tennessee, 1-23-06
- 8 Peppi Browne vs. Georgia Tech, 1-4-98
- 8 Katie Meier vs. San Jose St., 12-29-87
- 8 Katie Meier vs. Howard, 11-30-87
- 8 Kim Matthews vs. Guilford, 12-4-78
- 8 Chante Black, vs. Quinnipiac, 12-28-08
- 7 Thirteen tied; most recent
- Carrem Gay vs. Florida State, 1-11-08

Blocked Shots

- 11 Sarah Sullivan vs. Richmond, 1-22-83
- 9 Alison Bales vs. Penn State, 11-21-06
- 8 Krystal Thomas at Charlotte, 11-27-10
- 8 Alison Bales vs. Connecticut, 3-28-06
- 8 Alison Bales at UNC, 2-25-06
- 8 Alison Bales vs. UNC, 2-27-05
- 8 Alison Bales at Ball State, 12-20-04
- 7 Six tied - most recent
- Alison Bales at North Carolina, 2-8-07

Charges Taken

- 4 Rochelle Parent vs. Clemson, 12-9-00
- 3 Rochelle Parent, many times

Points

1.	813	Alana Beard, 2002-03
2.	694	Alana Beard, 2001-02
3.	691	Chris Moreland, 1985-86
4.	671	Alana Beard, 2003-04
5.	630	Monique Currie, 2004-05
6.	610	Michele VanGorp, 1998-99
7.	586	Chris Moreland, 1986-87
8.	573	Monique Currie, 2005-06
9.	543	Jasmine Thomas, 2010-11
10.	535	Iciss Tillis, 2002-03

Scoring Average

1.	23.0	Chris Moreland, 1985-86
2.	22.0	Alana Beard, 2002-03
3.	20.9	Chris Moreland, 1986-87
4.	19.8	Alana Beard, 2001-02
5.	19.7	Alana Beard, 2003-04
6.	19.5	Sue Harnett, 1988-89
7.	18.9	Katie Meier, 1989-90
8.	18.4	Chris Moreland, 1987-88
9.	17.6	Chris Moreland, 1984-85
10.	17.5	Kira Orr, 1996-97
	17.5	Monique Currie, 2004-05

Field Goals Made

1.	294	Alana Beard, 2002-03
2.	275	Alana Beard, 2001-02
3.	258	Michele VanGorp, 1998-99
4.	254	Chris Moreland, 1985-86
5.	242	Alana Beard, 2003-04
6.	219	Chris Moreland, 1986-87
7.	218	Monique Currie, 2004-05
8.	216	Tyish Hall, 1995-96
9.	212	Iciss Tillis, 2002-03
10.	211	Sue Harnett, 1988-89

Field Goals Attempted

1.	558	Alana Beard, 2002-03
2.	513	Jasmine Thomas, 2010-11
3.	489	Monique Currie, 2004-05
4.	488	Alana Beard, 2003-04
5.	481	Alana Beard, 2001-02
6.	476	Iciss Tillis, 2002-03
7.	438	Chris Moreland, 1985-86
8.	436	Iciss Tillis, 2001-02
9.	425	Monique Currie, 2005-06
10.	419	Kira Orr, 1996-97

Field Goal Percentage

1.	.655	Tyish Hall, 1995-96
2.	.650	Rochelle Parent, 1998-99
3.	.620	Michele VanGorp, 1998-99
4.	.618	Mistie Bass, 2005-06
5.	.617	Tyish Hall, 1996-97
6.	.611	Mistie Bass, 2003-04
7.	.609	Ali Day, 1993-94
8.	.600	Rochelle Parent, 1997-98
9.	.589	Chris Moreland, 1987-88
10.	.581	Carrem Gay, 2006-07

Three-Point Field Goals Made

1.	68	Abby Waner, 2006-07
	68	Jessica Foley, 2004-05
3.	65	Jasmine Thomas, 2010-11
	65	Georgia Schweitzer, 2000-01
5.	62	Nicole Erickson, 1998-99
6.	60	Georgia Schweitzer, 1999-00
	60	Nicole Erickson, 1997-98
8.	59	Vicki Krapohl, 2003-04
	59	Vicki Krapohl, 2002-03
10.	56	Kira Orr, 1996-97

Three-Point Field Goal Attempted

1.	191	Jessica Foley, 2004-05
2.	188	Abby Waner, 2007-08
	188	Abby Waner, 2006-07
4.	184	Abby Waner, 2008-09
5.	166	Jasmine Thomas, 2010-11
6.	161	Kira Orr, 1996-97
7.	156	Nicole Erickson, 1997-98
8.	155	Vicki Krapohl, 2002-03
	155	Georgia Schweitzer, 2000-01
10.	153	Nicole Erickson, 1998-99

Three-Point Field Goal Percentage

1.	.539	Jenni Kraft, 1988-89
2.	.474	Vicki Krapohl, 2001-02
3.	.473	Naz Medhanie, 1996-97
4.	.465	Krista Gingrich, 2001-02
5.	.459	Karima Christmas, 2008-09
6.	.452	Laura Kurz, 2004-05
7.	.442	Laura Kurz, 2005-06
8.	.431	Vicki Krapohl, 2003-04
9.	.429	Windsor Coggeshall, 1995-96
10.	.422	Kristina Meiman, 1993-94

Free Throws Made

1.	201	Alana Beard, 2002-03
2.	183	Chris Moreland, 1985-86
3.	168	Monique Currie, 2004-05
4.	167	Katie Meier, 1989-90
5.	151	Alana Beard, 2003-04
6.	148	Chris Moreland, 1986-87
7.	138	Monique Currie, 2001-02
8.	132	Chris Moreland, 1987-88
9.	127	Monique Currie, 2005-06
10.	119	Alana Beard, 2001-02

Free Throws Attempted

1.	267	Chris Moreland, 1985-86
2.	259	Alana Beard, 2002-03
3.	229	Katie Meier, 1989-90
4.	222	Chris Moreland, 1986-87
5.	219	Chris Moreland, 1987-88
6.	215	Monique Currie, 2004-05
7.	194	Alana Beard, 2003-04
8.	179	Monique Currie, 2001-02
9.	163	Sue Harnett, 1990-91
	163	Karima Christmas, 2010-11

Free Throw Percentage

1.	.900	Jenni Kraft, 1988-89
2.	.885	Nicole Erickson, 1998-99
3.	.876	Nicole Erickson, 1997-98
4.	.871	Jo Harlow, 1982-83
5.	.865	Iciss Tillis, 2003-04
6.	.857	Claire Rose, 1982-83
7.	.849	Kristina Meiman, 1992-93
8.	.846	Ali Day, 1993-94
9.	.844	Stacy Hurd, 1983-84
10.	.833	Kira Orr, 1996-97
	.833	Sheana Mosch, 2001-02

Rebounds

1.	354	Chris Moreland, 1985-86
2.	343	Chris Moreland, 1987-88
3.	300	Krystal Thomas, 2010-11
4.	294	Chris Moreland, 1986-87
5.	278	Chante Black, 2008-09
6.	273	Iciss Tillis, 2002-03
7.	271	Iciss Tillis, 2001-02
8.	270	Tracey Christopher, 1988-89
9.	265	Alison Bales, 2006-07
10.	261	Carey Kauffman, 1994-95

Rebounding Average

1.	12.3	Chris Moreland, 1987-88
2.	11.8	Chris Moreland, 1985-86
3.	10.7	Barb Krause, 1978-79
4.	10.5	Chris Moreland, 1986-87
5.	9.7	Barb Krause, 1980-81
6.	9.6	Tracey Christopher, 1988-89
7.	9.5	Chris Moreland, 1984-85
8.	9.3	Barb Krause, 1979-80
9.	8.9	Katie Meier, 1989-90
10.	8.8	Sue Harnett, 1990-91

Assists

1.	170	Kira Orr, 1995-96
2.	168	Lindsey Harding, 2003-04
3.	156	Lindsey Harding, 2005-06
4.	154	Alana Beard, 2001-02
	154	Wanisha Smith, 2004-05
6.	153	Hilary Howard, 1998-99
7.	149	Hilary Howard, 1996-97
8.	140	Hilary Howard, 1997-98
	140	Georgia Schweitzer, 2000-01
10.	135	Wanisha Smith, 2006-07

Steals

1.	114	Alana Beard, 2001-02
2.	106	Alana Beard, 2000-01
3.	104	Alana Beard, 2002-03
4.	85	Jasmine Thomas, 2010-11
	85	Abby Waner, 2006-07
6.	83	Abby Waner, 1986-89
7.	80	Abby Waner, 2007-08
	80	Alana Beard, 2003-04
	80	Iciss Tillis, 2002-03
10.	79	Iciss Tillis, 2001-02

Blocked Shots

1.	151	Alison Bales, 2006-07*
2.	134	Alison Bales, 2004-05
3.	120	Alison Bales, 2005-06
4.	81	Chante Black, 2007-08
5.	69	Chante Black, 2008-09
6.	68	Sarah Sullivan, 1982-83
7.	65	Chante Black, 2005-06
8.	59	Krystal Thomas, 2010-11
9.	58	Sarah Sullivan, 1985-86
10.	48	Alana Beard, 2002-03

Minutes Per Game

1.	36.0	Katie Meier, 1989-90
2.	35.5	Leigh Morgan, 1989-90
3.	34.9	Kira Orr, 1995-96
4.	34.6	Jo Harlow, 1983-84
5.	34.3	Hilary Howard, 1996-97
6.	33.9	Kira Orr, 1996-97
7.	33.7	Katie Meier, 1986-87
	33.7	Chris Moreland, 1896-87
9.	33.5	Barb Krause, 1980-81
10.	33.4	Leslie Earnhardt, 1978-79

Charges Taken

1.	51	Rochelle Parent, 2000-01
2.	20	Rochelle Parent, 1999-00
3.	19	Alana Beard, 2003-04
4.	18	Alana Beard, 2002-03
5.	16	Mistie Bass, 2002-03

Double Doubles

1. 24 Chris Moreland, 1985-86
2. 23 Chris Moreland, 1987-88
3. 16 Chris Moreland, 1986-87
4. 13 Barb Krause, 1979-80
5. 12 Katie Meier, 1989-90
6. 11 Iciss Tillis, 2002-03
- 11 Sue Harnett, 1990-91
8. 10 Chante Black, 2008-09
- 10 Carey Kauffman, 1994-95
- 10 Tracey Christopher, 1988-89

Points

1.	2687	Alana Beard, 2001-04
2.	2232	Chris Moreland, 1985-88
3.	2122	Monique Currie, 2002-06
4.	1785	Sue Harnett, 1987-91
5.	1761	Katie Meier, 1986-90
6.	1712	Iciss Tillis, 2001-04
7.	1704	Jasmine Thomas, 2008-2011
8.	1620	Georgia Schweitzer, 1998-01
9.	1438	Chante Black, 2005-09
10.	1409	Mistie Bass, 2003-06
11.	1408	Abby Waner, 2006-09
12.	1388	Kira Orr, 1994-97
13.	1377	Jennifer Scanlon, 1993-96
14.	1312	Payton Black, 1996-99
15.	1298	Lindsey Harding, 2003-07
16.	1286	Tyish Hall, 1994-97
17.	1283	Sheana Mosch, 2000-03
18.	1256	Wanisha Smith, 2005-08
19.	1241	Stacy Hurd, 1981-84
20.	1235	Ali Day, 1993-96
21.	1228	Carey Kauffman, 1992-95
22.	1148	Joy Cheek, 2006-09
23.	1140	Connie Goins, 1983-86
24.	1132	Peppi Browne, 1997-00
25.	1075	Alison Bales, 2004-07
26.	1052	Karima Christmas, 2007-11
27.	1023	Jennifer Chestnut, 1981-84

Scoring Average (2-year minimum)

1.	20.1	Chris Moreland, 1985-88
2.	19.8	Alana Beard, 2001-04
3.	16.2	Katie Meier, 1986-90
4.	15.3	Sue Harnett, 1987-91
5.	15.2	Monique Currie, 2002-06
6.	13.9	Michele VanGorp, 1998-99
7.	13.5	Barb Krause, 1979-81
8.	13.1	Tara McCarthy, 1978-80
9.	12.5	Iciss Tillis, 2001-04
10.	12.4	Jasmine Thomas, 2008-11

Field Goals Made

1.	1005	Alana Beard, 2001-04
2.	828	Chris Moreland, 1985-88
3.	749	Monique Currie, 2002-06
4.	727	Sue Harnett, 1987-91
5.	673	Iciss Tillis, 2001-04
6.	653	Katie Meier, 1986-90
7.	629	Jasmine Thomas, 2008-11
8.	579	Georgia Schweitzer, 1998-01
9.	565	Chante Black, 2005-09
10.	557	Mistie Bass, 2003-06

Field Goals Attempted

1.	1906	Alana Beard, 2001-04
2.	1674	Jasmine Thomas, 2008-11
3.	1592	Monique Currie, 2002-06
4.	1537	Iciss Tillis, 2001-04
5.	1448	Chris Moreland, 1985-88
6.	1385	Sue Harnett, 1987-91
7.	1374	Katie Meier, 1986-90
8.	1283	Abby Waner, 2006-09
9.	1248	Georgia Schweitzer, 1998-01
10.	1235	Kira Orr, 1994-97

Field Goal Percentage**(2-year minimum)**

1.	.630	Tyish Hall, 1994-97
2.	.599	Michele VanGorp, 1998-99
3.	.580	Rochelle Parent, 1997-01
4.	.572	Chris Moreland, 1985-88
5.	.567	Mistie Bass, 2003-06
6.	.545	Payton Black, 1996-99
7.	.543	Carrem Gay, 2006-09
8.	.537	Ali Day, 1993-96
	.537	Barb Krause, 1979-81
10.	.529	Chante Black, 2005-09

Three-Point Field Goals Made

1.	222	Abby Waner, 2006-09
2.	202	Georgia Schweitzer, 1998-01
3.	180	Jasmine Thomas, 2008-11
4.	175	Jessica Foley, 2003-06
5.	171	Vicki Krapohl, 2001-04
6.	159	Jennifer Scanlon, 1993-96
7.	133	Kira Orr, 1994-97
8.	132	Hilary Howard, 1996-99
9.	128	Iciss Tillis, 2001-04
10.	124	Krista Gingrich, 1998-2002

Three-Point Field Goals Attempted

1.	691	Abby Waner, 2006-09
2.	538	Jasmine Thomas, 2008-11
3.	504	Georgia Schweitzer, 1998-01
4.	490	Jessica Foley, 2003-06
5.	420	Jennifer Scanlon, 1993-96
6.	416	Kira Orr, 1994-97
7.	403	Vicki Krapohl, 2001-04
8.	367	Iciss Tillis, 2001-04
9.	354	Hilary Howard, 1996-99
10.	319	Krista Gingrich, 1998-2002
11.	317	Alana Beard, 2001-04

Three-Point Field Goal Percentage (2-year minimum/100 attempts)

1.	.448	Laura Kurz, 2005-06
2.	.429	Ali Day, 1993-96
3.	.424	Vicki Krapohl, 2001-04
4.	.401	Georgia Schweitzer, 1998-01
5.	.395	Kristina Meiman, 1991-94
	.395	Nicole Erickson, 1998-99
7.	.393	Leigh Morgan, 1987-90
8.	.389	Krista Gingrich, 1998-2002
9.	.380	Shay Selby, 2009-Present
10.	.379	Jennifer Scanlon, 1993-96

Free Throws Made

1.	582	Alana Beard, 2001-04*
2.	576	Chris Moreland, 1985-88
3.	538	Monique Currie, 2002-06
4.	447	Katie Meier, 1986-90
5.	346	Sheana Mosch, 2000-03
6.	331	Sue Harnett, 1987-91
7.	308	Chante Black, 2005-09
8.	300	Monika Kost, 1988-91
9.	295	Mistie Bass, 2003-06
	295	Lindsey Harding, 2003-07

Free Throws Attempted

1.	868	Chris Moreland, 1985-88
2.	752	Alana Beard, 2001-04
3.	688	Monique Currie, 2002-06
4.	624	Katie Meier, 1986-90
5.	484	Sue Harnett, 1987-91
6.	474	Monika Kost, 1988-91
7.	459	Mistie Bass, 2003-06
8.	451	Chante Black, 2005-09
9.	443	Payton Black, 1996-99
10.	436	Sheana Mosch, 2000-03

Free Throw Percentage**(2-year minimum/100 attempts)**

1.	.880	Nicole Erickson, 1998-99
2.	.821	Jessica Foley, 2003-06
3.	.798	Ali Day, 1993-96
4.	.794	Kristina Meiman, 1992-96
5.	.794	Sheana Mosch, 2000-03
6.	.782	Monique Currie, 2002-06
7.	.775	Iciss Tillis, 2001-2004
8.	.774	Alana Beard, 2001-04
9.	.773	Claire Rose, 1980-84
10.	.770	Leigh Morgan, 1987-90
	.770	Krista Gingrich, 1998-2002

Rebounds

1.	1229	Chris Moreland, 1985-88
2.	995	Chante Black, 2005-09
3.	946	Iciss Tillis, 2001-04
4.	899	Sue Harnett, 1987-91
5.	874	Monique Currie, 2002-06
6.	804	Alison Bales, 2004-07
7.	800	Mistie Bass, 2003-06
8.	789	Alana Beard, 2001-04
9.	737	Jennifer Chestnut, 1981-84
10.	732	Barb Krause, 1979-81

Rebounding Average (2-year minimum)

1.	11.1	Chris Moreland, 1985-88
2.	9.9	Barb Krause, 1979-81
3.	7.7	Sue Harnett, 1987-91
4.	7.4	Jennifer Chestnut, 1981-84
5.	7.3	Chante Black, 2005-09
6.	6.9	Iciss Tillis, 2001-04
7.	6.6	Lisa Warren, 1977-80
8.	6.5	Carey Kauffman, 1991-94
9.	6.2	Monique Currie, 2002-06
6.2		Alison Bales, 2006-07

Assists

1.	579	Lindsey Harding, 2003-07
2.	533	Hilary Howard, 1996-99
3.	509	Alana Beard, 2001-04
4.	496	Wanisha Smith, 2005-08
5.	449	Jasmine Thomas, 2008-11
6.	445	Kira Orr, 1994-97
7.	432	Abby Waner, 2006-09
8.	428	Georgia Schweitzer, 1998-01
9.	413	Monique Currie, 2002-06
10.	409	Katie Meier, 1986-90

Steals

1. 404 Alana Beard, 2001-04
2. 313 Abby Waner, 2006-09
3. 287 Jasmine Thomas, 2008-11
4. 270 Iciss Tillis, 2001-04
5. 261 Lindsey Harding, 2003-07
6. 232 Katie Meier, 1986-90
7. 228 Monique Currie, 2002-06
8. 223 Maura Hertzog, 1982-85
9. 217 Peppi Browne, 1996-00
10. 204 Karima Christmas, 2007-11
- 204 Kira Orr, 1994-97

Blocked Shots

1. 434 Alison Bales, 2004-07*
2. 261 Chante Black, 2005-09
3. 212 Sarah Sullivan, 1983-87
4. 196 Krystal Thomas, 2008-11
5. 151 Iciss Tillis, 2001-04
6. 149 Alana Beard, 2001-04
7. 131 Mistie Bass, 2003-06
8. 130 Sue Harnett, 1987-91
9. 96 Tyish Hall, 1994-97
10. 80 Carrem Gay, 2006-09

Double Figure Scoring Games

1. 127 Alana Beard, 2001-04
2. 118 Monique Currie, 2002-06
3. 106 Chris Moreland, 1985-88
4. 102 Sue Harnett, 1987-91
5. 92 Katie Meier, 1986-90
6. 88 Iciss Tillis, 2001-04
7. 81 Chante Black, 2005-09
8. 80 Georgia Schweitzer, 1998-01
9. 78 Mistie Bass, 2003-06
10. 73 Kira Orr, 1994-97
- 73 Jennifer Scanlon, 1993-96

Overall Wins

1. 128 Lindsey Harding, 2003-07
2. 127 Mistie Bass, 2003-06
3. 124 Iciss Tillis, 2001-04
- 124 Sheana Mosch, 2000-03
5. 123 Alana Beard, 2001-04
- 123 Monique Currie, 2002-06
7. 122 Alison Bales, 2004-07
8. 121 Michele Matyasovsky, 2000-03
9. 120 Jessica Foley, 2003-06
10. 119 Wanisha Smith, 2005-08

ACC Wins (Regular Season)

1. 59 Iciss Tillis, 2001-04
2. 57 Sheana Mosch, 2000-2003
- 57 Lindsey Harding, 2003-07
4. 56 Alana Beard, 2001-04
5. 55 Monique Currie, 2002-06
- 55 Mistie Bass, 2003-06
- 55 Michele Matyasovsky, 2000-03
- 55 Vicki Krapohl, 2001-04
9. 53 Alison Bales, 2004-07
10. 51 Georgia Schweitzer, 1998-01
- 51 Jessica Foley, 2003-06

Charges Taken^

1. 71 Rochelle Parent, 1998-01
2. 50 Alana Beard, 2001-04
3. 48 Mistie Bass, 2003-06
4. 31 Wynter Whitley, 2002-05
- 31 Lindsey Harding, 2003-07
- 31 Carrem Gay, 2006-09

^ Charges were not kept prior to 1999-00.

Double Doubles

1. 72 Chris Moreland, 1984-88
2. 31 Sue Harnett, 1986-91
3. 28 Barb Krause, 1978-81
4. 27 Chante Black, 2004-09
5. 26 Iciss Tillis, 2000-04
6. 22 Monique Currie, 2001-06
- 22 Alana Beard, 2000-04
8. 20 Carey Kauffman, 1992-95
- 20 Katie Meier, 1985-90
10. 19 Jennifer Chesnut, 1980-84

Single-Game Records**Points**

1. 33 Alana Beard at Maryland, 1-14-01
2. 31 Chris Moreland at UNC Wilmington, 2-23-85
Stacy Hurd vs. Wake Forest, 12-8-80
4. 30 Monique Currie vs. UNC, 3-4-02
30 Chris Moreland vs. N.C. Central, 11-20-84
6. 29 Chris Moreland at Clemson, 3-1-85
29 Alana Beard vs. Georgia Tech, 1-11-01
8. 28 Jenni Kraft vs. Cleveland St., 12-2-88
9. 27 Tyish Hall vs. Clemson, 1-23-94
27 Alana Beard vs. SW Miss. St., 1-11-01
27 Alana Beard vs. Iowa State, 12-30-01
12. 26 Zeki Blanding vs. UNC Asheville, 12-11-91
13. 25 Sheana Mosch vs. W.Kentucky, 3-20-00
Jennifer Scanlon vs. Florida State, 1-3-93
Katie Meier at Georgia Tech, 1-11-86
Jenni Kraft at Wake Forest, 2-27-89
Sue Harnett vs. Georgia Tech, 2-6-87
Tara McCarthy vs. North Carolina, 2-24-78
Tara McCarthy vs. Davidson, 2-20-78

Rebounds

1. 16 Chante Black vs. Clemson, 2-17-05
2. 15 Chris Moreland at N.C. State, 1-22-85
Chris Moreland vs. Wake Forest, 1-19-85
4. 14 Joy Cheek vs. North Carolina, 2-25-07
Chante Black vs. Davidson, 11-12-04
Chris Moreland at UNC Wilmington, 2-23-85
Chris Moreland vs. N.C. Central, 11-20-84
Chris Moreland at UNC Wilmington, 2-23-85
9. 14 Eleven tied - most recent
Bridgette Mitchell vs. N.eastrn, 11-11-06

Assists

1. 11 Patti Thomasson vs. App. State, 2-2-80
2. 10 Abby Waner at San Diego, 12-30-05
10 Wanisha Smith vs. Miami, 2-24-05
Krista Gingrich vs. Temple, 12-12-98
Patti Thomasson vs. UConn, 1-11-80
6. 9 Sheana Mosch vs. Elon, 12-2-99
7. 8 Wanisha Smith vs. Virginia Tech, 1-9-05
8. Wanisha Smith at Tennessee, 12-2-04
9. 8 Maura Hertzog vs. Virginia, 1-27-82
8 Alana Beard vs. Charlotte, 11-29-00
8 Nazrawit Medhanie vs. VCU, 11-15-95
8 Robin Baker at Richmond, 1-31-89
8 Patti Thomasson vs. UNC Asheville, 12-8-79

Blocks

1. 11 Sarah Sullivan vs. Richmond, 1-22-83
2. 8 Krystal Thomas at Charlotte, 11-27-10
6 Krystal Thomas vs.USF, 11-15-07
4. 5 Brittany Hunter vs. Texas, 11-16-03
5 Brittany Hunter vs. Florida State, 1-5-04
5 Alison Bales vs. Maryland, 1-22-04
5 Alison Bales vs. Northwestern St., 3-21-04
5 Sarah Sullivan at North Carolina, 2-17-83
5 Sarah Sullivan vs. San Diego State, 1-14-83
9. 4 Chante Black vs. Davidson, 11-12-04
4 Chante Black at Maryland, 2-13-05
4 Brittany Hunter at Georgia Tech, 1-8-04
4 Sue Harnett vs. No. Illinois, 2-14-87
4 Sue Harnett vs. East Carolina, 1-2-87
4 Sue Harnett at Maryland, 12-12-86
4 Sarah Sullivan vs. UNC Charlotte, 12-4-82
4 Sarah Sullivan vs. Baptist College, 12-16-82
4 Sarah Sullivan vs. Virginia, 12-30-82
4 Sarah Sullivan at Georgia Tech, 1-3-83

Steals

1. 9 Katie Meier vs. Radford, 1-4-86
- 9 Kim Matthews vs. Davidson, 2-12-79
3. 8 Kim Matthews vs. Guilford, 12-4-78
4. 7 Katie Meier vs. N.C. State, 1-21-86
7 Alana Beard vs. UWM, 3-17-01
7 Alana Beard vs. Maryland, 2-15-01
7 Tara McCarthy vs. Appalachian State, 1-28-78
7. 6 Tricia Liston vs. Virginia Tech, 2-20-11
6 Chloe Wells vs. Georgia Tech, 1-20-11
6 Jasmine Thomas vs. Albany, 12-9-10
6 Abby Waner at Penn State, 11-18-05
6 Alana Beard at Penn State, 11-20-00
6 Alana Beard vs. Oral Roberts, 12-19-00
6 Alana Beard vs. Virginia, 2-22-01
6 Maura Hertzog at Georgia Tech, 2-6-82
6 Maura Hertzog vs. Wake Forest, 1-12-82

Three-Pointers Made

1. 5 Abby Waner vs. Colorado St., 12-22-05
5 Krista Gingrich vs. Florida State, 12-2-98
5 Jenni Kraft at Wake Forest, 2-27-89
4. 4 15 tied - most recent
4 Tricia Liston at Virginia, 2-24-11
4 Chelsea Gray at North Carolina, 2-7-11
4 Kathleen Scheer vs. Siena, 12-20-08
4 Abby Waner at. Holy Cross, 1-16-06
4 Laura Kurz vs. Holey Cross, 1-4-05
4 Wanisha Smith vs. Ga. Tech, 1-17-05
4 Wanisha Smith vs. North Carolina, 2-27-05
4 Wanisha Smith vs. Wake Forest, 3-5-05
4 Laura Kurz vs. Wake Forest, 3-5-05

Three-Pointers Attempted

1. 11 Dana McDonald vs. N.C. State, 1-10-90
2. 8 Abby Waner vs. Colorado St., 12-22-05
3. 7 Jessica Foley vs. Georgia, 3-29-03
7 Rometra Craig vs. William & Mary, 11-18-00
7 Krista Gingrich vs. Florida State, 12-2-98
7 Georgia Schweitzer at Illinois, 11-30-97
7 Nazrawit Medhanie vs. Delaware, 12-2-95
7 Jennifer Scanlon vs. Florida State, 1-3-93
7 Dana McDonald vs. Clemson, 2-26-90
7 Dana McDonald at Georgia Tech, 1-27-90
7 Jenni Kraft at Wake Forest, 2-27-89
7 Jenni Kraft vs. Old Dominion, 1-21-89

Season Records**Points**

1. 509 Alana Beard, 2000-01~
2. 502 Monique Currie, 2001-02
3. 439 Chris Moreland, 1984-85
4. 438 Katie Meier, 1985-86
5. 394 Wanisha Smith, 2004-05
6. 381 Jenni Kraft, 1988-89
7. 350 Payton Black, 1995-96
8. 331 Tara McCarthy, 1977-78
9. 325 Stacy Hurd, 1980-81
10. 310 Abby Waner, 2005-06

Points Per Game Average

1. 17.6 Chris Moreland, 1984-85~
2. 17.0 Alana Beard, 2000-01~
3. 16.6 Tara McCarthy, 1977-78~
4. 14.6 Katie Meier, 1985-86
5. 14.3 Monique Currie, 2001-02
6. 13.6 Jenni Kraft, 1988-89
7. 13.0 Stacy Hurd, 1980-81
8. 10.9 Wanisha Smith, 2004-05
10.9 Leslie Earnhardt, 1978-79
10. 10.6 Payton Black, 1995-96

Rebounds

1. 260 Chante Black, 2004-05~
2. 238 Chris Moreland, 1984-85
3. 209 Monique Currie, 2001-02
4. 188 Iciss Tillis, 2000-01
5. 174 Stacy Hurd, 1980-81
6. 188 Iciss Tillis, 2000-01
7. 175 Allison Vernerey, 2009-10
8. 171 Wynter Whitley, 2001-02
9. 170 Payton Black, 1995-96
10. 168 Sue Harnett, 1986-87

Rebounds Per Game Average

1. 9.5 Chris Moreland, 1984-85~
2. 7.6 Chante Black, 2004-05~
3. 6.9 Stacy Hurd, 1980-81
4. 6.0 Monique Currie, 2001-02
5. 5.8 Sue Harnett, 1986-87
6. 5.7 Leslie Earnhardt, 1978-89
7. 5.6 Sarah Sullivan, 1982-83
8. 5.6 Tara McCarthy, 1977-78
9. 5.5 Iciss Tillis, 2000-01
10. 5.2 Payton Black, 1995-96

Assists

1. 154 Wanisha Smith, 2004-05~
2. 124 Lindsey Harding, 2002-03~
3. 113 Alana Beard, 2000-01
4. 112 Abby Waner, 2005-06
5. 101 Robin Baker, 1988-89
6. 93 Patti Thomasson, 1879-80
7. 91 Hilary Howard, 1995-96
8. 90 Monique Currie, 2001-02
9. 86 Chelsea Gray, 2010-11
10. 84 Katie Meier, 1985-86

Blocks

1. 68 Sarah Sullivan, 1982-83
2. 46 Chante Black, 2004-05
3. 40 Iciss Tillis, 2000-01
4. 37 Sue Harnett, 1986-87
5. 35 Krystal Thomas, 2007-08
6. 33 Brittany Hunter, 2003-04
7. 30 Jasmine Thomas, 2007-08
8. 30 Alana Beard, 2000-01
9. 29 Allison Vernerey, 2009-10
- 29 Alison Bales, 2003-04

Steals

1. 106 Alana Beard, 2000-01~
2. 68 Lindsey Harding, 2002-03
3. 66 Chelsea Gray, 2010-11
4. 65 Abby Waner, 2005-06
5. 61 Wanisha Smith, 2004-05
6. 58 Katie Meier, 1985-86~
7. 54 Iciss Tillis, 2000-01
8. 53 Chloe Wells, 2010-11
9. 52 Jasmine Thomas, 2007-08
10. 51 Sheana Mosch, 1999-00

Free Throws Made

1. 138 Monique Currie, 2001-02~
2. 113 Chris Moreland, 1984-85~
3. 111 Alana Beard, 2000-01~
4. 102 Katie Meier, 1985-86
5. 90 Jenni Kraft, 1988-89
6. 86 Payton Black, 1995-96
7. 85 Wanisha Smith, 2004-05
8. 84 Wynter Whitley, 2001-02
9. 82 Sheana Mosch, 1999-00
10. 66 Chelsea Gray, 2010-11

~ Denotes led team as a freshman.

Free Throws Attempted

1. 179 Monique Currie, 2001-02~
2. 160 Chris Moreland, 1984-85~
3. 141 Alana Beard, 2000-01~
4. 138 Katie Meier, 1985-86
5. 133 Payton Black, 1995-96~
6. 118 Wanisha Smith, 2004-05
7. 118 Wynter Whitley, 2001-02
8. 101 Sheana Mosch, 1999-00
9. 87 Allison Vernerey, 2009-10
10. 82 Chelsea Gray, 2010-11

Free Throw Percentage

1. .900 Jenni Kraft, 1988-89~
2. .812 Sheana Mosch, 1999-00~
3. .805 Chelsea Gray, 2010-11~
4. .787 Alana Beard, 2000-01
5. .786 Bridgette Mitchell, 2006-07
6. .771 Monique Currie, 2001-02
7. .765 Lindsey Harding, 2002-03
8. .762 Patti Thompson, 1979-80
9. .756 Krista Gingrich, 1998-99
10. .750 Joy Cheek, 2006-07

Field Goal Percentage

1. .600 Rochelle Parent, 1997-98
2. .591 Tyish Hall, 1993-94
3. .571 Payton Black, 1995-96
4. .566 Chris Moreland, 1984-85~
5. .558 Brittany Hunter, 2003-04
6. .527 Chante Black, 2004-05
7. .522 Haley Peters, 2010-11~
8. .512 Alana Beard, 2000-01
9. .514 Ali Day, 1992-93
10. .494 Monique Currie, 2001-02

Three-Pointers Made

1. 50 Abby Waner, 2005-06
2. 41 Wanisha Smith, 2004-05
2. 41 Jenni Kraft, 1988-89~
4. 37 Georgia Schweitzer, 1997-98
5. 36 Dana McDonald, 1989-90
6. 33 Laura Kurz, 2004-05
- 33 Chelsea Gray, 2010-11
8. 30 Jessica Foley, 2002-03
9. 29 Krista Gingrich, 1998-99
10. 28 Tricia Liston, 2010-11

Three-Pointers Attempted

1. 131 Abby Waner, 2005-06
2. 104 Georgia Schweitzer, 1997-98
3. 100 Wanisha Smith, 2004-05
4. 98 Dana McDonald, 1989-90
5. 97 Jasmine Thomas, 2007-08
6. 86 Jessica Foley, 2002-03
7. 83 Chelsea Gray, 2010-11
8. 76 Jenny Kraft, 1988-89
9. 74 Iciss Tillis, 2000-01
10. 74 Rometra Craig, 2000-01

Three-Point Field Goal Percentage

1. .539 Jenni Kraft, 1988-89~
2. .452 Laura Kurz, 2004-05~
3. .419 Robin Baker, 1988-89
4. .417 Nazrawit Medhanie, 1995-96
5. .417 Shay Selby, 2008-09
6. .414 Lauren Rice, 1996-97
7. .410 Wanisha Smith, 2004-05
8. .400 Kathleen Scheer, 2008-09
9. .403 Krista Gingrich, 1998-99

Double Figure Scoring

1. 26 Monique Currie, 2001-02
- 26 Alana Beard, 2000-01
3. 25 Katie Meier, 1985-86
4. 23 Chris Moreland, 1984-85~
5. 22 Wanisha Smith, 2004-05
6. 19 Jenni Kraft, 1988-89
- 19 Stacy Hurd, 1980-81
- 19 Chelsea Gray, 2010-11
9. 17 Sue Harnett, 1986-87
10. 16 Payton Black, 1995-96

Double-Doubles

1. 10 Chris Moreland, 1984-85
2. 9 Monique Currie, 2001-02
3. 5 Chante Black, 2004-05
4. 4 Sue Harnett, 1986-87
5. 3 Stacy Hurd, 1980-81
6. 2 Allison Vernerey, 2009-10
- 2 Brittany Hunter, 2003-04
- 2 Iciss Tillis, 2000-01
- 2 Katie Meier, 1985-86
10. 1 Krystral Thomas, 2007-08
- 1 Joy Cheek, 2006-07
- 1 Alana Beard, 2000-01
- 1 Sheana Mosch, 1999-00
- 1 Lauren Rice, 1996-97
- 1 Payton Black, 1995-96
- 1 Tyish Hall, 1993-94
- 1 Connie Goins, 1982-83
- 1 Leslie Earnhardt, 1978-79
- 1 Tara McCarthy, 1977-78

20-Point games

1. 10 Alana Beard, 2000-01
- 10 Chris Moreland, 1984-85
3. 7 Monique Currie, 2001-02
4. 5 Jenni Kraft, 1988-89
- 5 Tara McCarthy, 1977-78
6. 4 Dana McDonald, 1989-90
- 4 Katie Meier, 1985-86
8. 3 Wanisha Smith, 2004-05
- 3 Stacy Hurd, 1980-81
10. 2 Payton Black, 1995-96
- 2 Jennifer Scanlon, 1992-93
- 2 Margo Walsh, 1979-80
- 2 Kathy Friend, 1977-78

30-Point games

1. 33 Alana Beard at Maryland, 1-14-01
2. 31 Chris Moreland at UNC Wilmington, 2-23-85
- 31 Stacy Hurd vs. Wake Forest, 12-8-80
4. 30 Monique Currie vs. North Carolina, 3-4-02
- 30 Chris Moreland vs. N.C. Central 11-20-84

Double Figure Rebounds

1. 11 Chante Black, 2004-05
2. 10 Chris Moreland, 1984-85
3. 9 Monique Currie, 2001-02
4. 4 Stacy Hurd, 1980-81
- 4 Iciss Tillis, 2000-01
- 4 Alana Beard, 2000-01
- 4 Sue Harnett, 1986-87
8. 3 Joy Cheek, 2006-07
- 3 Bridgette Mitchell, 2006-07
- 3 Payton Black, 1995-96

Double Figure Assists

1. 2 Patti Thomasson, 1979-80
2. 1 Abby Waner, 2005-06
- 1 Krista Gingrich, 1998-99

Double-Double in First Game

Chris Moreland vs. N.C. Central, 11-20-84, 30 pts, 13 reb
 Monique Currie vs. Texas Tech, 11-11-01, 17 pts, 10 reb
 Joy Cheek vs. Northeastern, 11-11-06, 12 pts, 11 reb
 Bridgette Mitchell vs. Northeastern, 11-11-06, 18 pts., 13 reb

Earliest To Start First Game

1st game Patti Thomason at Virginia, 11-24-79
 Ada Headly at St. Joseph's, 11-21-80
 Stacy Hurd at St. Joseph's, 11-21-80
 Sara Sullivan vs. E.Kentucky, 11-26-82
 Connie Goins vs. E. Kentucky, 11-26-82
 Chris Moreland vs. N.C. Central, 11-20-84
 Sue Harnett vs. Florida, 11-28-86
 Jenni Kraft vs. E.Washington, 11-25-88
 Robin Baker vs. E.Washington, 11-25-88
 Shannon Willis vs. vs. Xavier, 12-28-90
 Alison Day vs. UNC Wilmington, 12-1-92
 Nazrawit Medhanie vs. VCU, 11-15-95
 Missy West at UNC Asheville, 11-23-96
 Georgia Schweitzer vs. Florida State, 1-16-98
 Michele Matyasovsky vs. Vanderbilt, 11-24-99
 Alana Beard vs. UCLA, 11-10-00
 Iciss Tillis vs. UCLA, 11-10-00
 Wynter Whitley vs. Texas Tech, 11-11-01
 Chante Black vs. Davidson, 11-12-04
 Abby Waner at Penn State, 11-18-05
 Chloe Wells vs. Brigham Young, 11-13-10

Earliest to Start First game under Coach P

1st game Chloe Wells vs. Brigham Young, 11-13-10
 9th game Jasmine Thomas vs. Rutgers, 12-6-07
 14th game Haley Peters vs. Kentucky, 1-4-11
 25th game Allison Vernerey vs. North Carolina, 2-8-10

~ Denotes led team as a freshman.

Individual Records**Points**

- 35 Carey Kauffman vs. UNCA, 11-30-94
35 Alana Beard vs. Maryland, 1-2-02

Points by Opponent

- 33 Chasity Melvin, N.C. State, 2-12-97

Field Goals

- 16 Sue Harnett vs. VCU, 12-10-88

Field Goals by Opponent

- 14 Chasity Melvin, N.C. State, 2-12-97
14 Tracy Reid, North Carolina, 2-21-97

Fields Goal Attempted

- 25 Stacy Hurd vs. Vanderbilt, 3-13-82
25 Sue Harnett vs. VCU, 12-10-88

Fields Goal Attempted by Opponent

- 28 Andrea Riley, Oklahoma St., 11-14-08

Three-Pointers Made

- 7 Jessica Foley vs. Georgia Tech, 1-17-05
7 Nicole Erickson vs. Clemson, 1-14-99

Three-Pointers Made by Opponent

- 8 Kelly Morrone, South Carolina, 11-25-01

Three-Pointers Attempted

- 12 Jessica Foley vs. Georgia Tech, 1-17-05
12 Nicole Erickson vs. Clemson, 1-14-99

Free Throws

- 15 Nicole Johnson vs. Wake Forest, 2-26-92

Free Throws by Opponent

- 14 J. Pierce, Georgia Tech, 1-29-93

Free Throws Attempted

- 22 Tara McCarthy vs. UNC, 2-24-78

Free Throws Attempted by Opponent

- 18 Deana Tate, Maryland, 2-22-86

Rebounds

- 19 Carey Kauffman vs. UNCA, 11-30-94
19 Chris Moreland vs. Georgia Tech, 1-15-88

Rebounds by Opponent

- 20 Robyn Fairbanks, Utah Valley, 12-18-07

Assists

- 12 Monique Currie vs. Georgia Tech, 2-7-04
12 Katie Meier vs. N.C. State, 1-10-90

Assists by Opponent

- 12 Dawn Staley, Virginia, 2-11-89

Steals

- 10 Abby Waner vs. Utah Valley, 12-18-07

Steals by Opponent

- 8 Pam Leake, UNC, 1-7-86
8 Donna Holt, Virginia, 2-21-87

Blocks

- 11 Sarah Sullivan vs. Richmond, 1-22-83

Blocks by Opponent

- 7 Walliea Rolle at North Carolina, 2-7-11

Team Records**Points**

- 128 vs. Howard, 12-6-02

Points by Opponent

- 107 vs. Clemson, 1-10-92

Points by Two Teams

- 191 vs. Georgia Tech, 1-28-89

Field Goals

- 51 vs. Howard, 12-6-02

Field Goals by Opponent

- 44 N.C. State, 1-10-90

Field Goal Attempted

- 97 vs. Morgan State, 11-26-93

Field Goal Attempts by Opponent

- 82 N.C. State, 2-6-91 and Charleston, 12-18-90

Field Goal Percentage

- 68.2 vs. Arkansas State, 11-25-05

Field Goal Percentage by Opponent

- 65.5 Virginia, 1-25-94

Three-Pointers Made

- 13 vs. Georgia Tech, 1-17-05

Three-Pointers Made by Opponent

- 13 Connecticut, 1-18-10

Three-Pointers Attempted

- 30 vs. Georgia Tech, 1-17-05

Free Throws

- 29 vs. North Carolina, 1-27-00

Free Throws by Opponent

- 30 Virginia, 2-27-87 and NCSU, 1-21-87

Free Throw Attempted

- 44 vs. Howard, 11-30-87

Free Throw Attempted by Opponent

- 45 N.C. State, 1-21-87

Free Throw Percentage

- 1.00 (11-11) vs. Georgia Tech, 2-18-94

Free Throw Percentage by Opponent

- 1.00 (6-6) Maryland, 2-9-97

Rebounds

- 63 vs. Northeastern, 1-11-06

Rebounds by Opponent

- 57 Virginia, 2-13-93

Assists

- 35 vs. N.C. Central, 12-28-09

- 35 vs. Howard, 12-6-02

Assists by Opponent

- 29 N.C. State, 1-10-90

Steals

- 31 N.C. Central, 12-28-09

Steals by Opponent

- 24 Virginia, 1-5-91

Blocks

- 15 vs. Ball State, 12-19-05

Blocks by Opponent

- 9 Purdue, 12-2-90

Forced Turnovers by Duke

- 45 vs. N.C. Central, 12-28-09
45 vs. Morgan State, 11-26-93

Largest Halftime Lead

- 56 vs. N.C. Central (65-9), 12-12-98

Most Points Scored in First Half

- 65 vs. N.C. Central, 12-28-10

- 65 vs. Fairfield, 11-22-05

- 65 vs. Morgan State, 11-26-93

Most Points Scored in First Half by Opponent

- 52 Virginia, 2-29-97

Most Points Scored in Second Half

- 70 vs. Stephen F. Austin, 11-29-03

Most Points Scored in Second Half by Opponent

- 60 N.C. State, 1-19-88

Largest Winning Margin

- +89 vs. N.C. Central (117-28), 12-28-10

Largest Winning Margin by Opponent

- +36 Virginia, 2-13-93

Cameron Notables**First Game**

N.C. Central 64, Duke 36 • Jan. 15, 1976

First Victory

Duke 64, UNC Charlotte 60 • Jan. 25, 1977

First Home ACC Win

Duke 70, Georgia Tech 55 • Jan. 13, 1979

100th Victory

Duke 77, Western Carolina 64 • Dec. 6, 1989

200th Victory

Duke 79, Holy Cross 51 • March 13, 1999

250th Victory

Duke 106, Charleston Southern 38 • Dec. 16, 2002

300th Victory

Duke 71, Marist 50 • Nov. 17, 2006

350th Victory

Duke 83, Virginia 65 • Feb. 26, 2010

Record in Cameron Indoor Stadium

Year	Record	Pct.	Average Attendance	Single Game High
1975-76	0-6	.000	--	--
1976-77	2-5	.286	--	--
1977-78	0-9	.000	--	--
1978-79	8-3	.727	--	--
1979-80	8-3	.727	--	--
1980-81	8-3	.727	172	278
1981-82	8-5	.615	232	500
1982-83	9-3	.750	261	800
1983-84	9-5	.643	210	300
1984-85	8-3	.727	280	500
1985-86	11-2	.846	573	3,200
1986-87	12-3	.800	838	4,872
1987-88	9-4	.692	744	2,257
1988-89	5-8	.385	895	1,850
1989-90	9-3	.750	933	3,000
1990-91	8-6	.571	803	3,000
1991-92	7-7	.500	1,006	3,800
1992-93	7-6	.539	533	2,177
1993-94	10-3	.769	696	1,200
1994-95	12-2	.857	1,482	5,000
1995-96	11-3	.786	1,934	6,500
1996-97	11-2	.846	1,749	5,478
1997-98	14-1	.933	2,357	5,879
1998-99	15-1	.938	2,680	8,572
1999-00	16-2	.889	2,977	5,721
2000-01	14-1	.933	4,626	8,933
2001-02	15-1	.938	3,919	6,904
2002-03	13-1	.929	5,577	9,314
2003-04	14-1	.933	6,237	9,314
2004-05	13-1	.929	4,966	8,240
2005-06	12-1	.923	6,073	9,314
2006-07	14-0	1.000	5,852	9,314
2007-08	10-3	.769	6,764	9,314
2008-09	14-0	1.000	6,665	9,314
2009-10	16-1	.941	4,714	9,314
2010-11	17-0	1.000	5,216	9,314
Total	369-108	.773		

Top Single-Game Cameron Attendance Marks

Attendance	Opponent	Date	Result
9,314	North Carolina	2-27-11	W, 66-58
9,314	Connecticut	1-18-10	L, 48-81
9,314	North Carolina	3-1-09	W, 81-79 (OT)
9,314	Maryland	2-17-08	L, 69-76
9,314	North Carolina	2-4-08	L, 76-93
9,314	Tennessee	1-28-08	L, 64-67
9,314	North Carolina	2-25-07	W, 67-62
9,314	Maryland	1-13-07	W, 81-62
9,314	North Carolina	1-29-06	L, 70-74
9,314	Tennessee	1-23-06	W, 75-53
9,314	Tennessee	1-24-04	L, 69-72
9,314	North Carolina	1-11-04	W, 79-57
9,314	North Carolina	2-20-03	W, 97-63
9,314	Connecticut	2-1-03	L, 65-77
8,874	N.C. State	3-2-03	W, 86-60
8,572	North Carolina	2-21-99	W, 88-78
8,257	North Carolina	2-26-01	W, 72-67

• A sellout crowd in Cameron Indoor Stadium is 9,314

Top Season Cameron Attendance Marks

	Year	Total Games	Total Attendance	Average
1.	2007-08	13	87,931	6,764
2.	2008-09	14	93,174	6,655
3.	2003-04	15	93,553	6,237
4.	2005-06	13	78,948	6,073
5.	2006-07	14	81,921	5,852
6.	2002-03	14	78,072	5,577
7.	2010-11	17	88,667	5,216
8.	2004-05	14	69,526	4,966
9.	2009-10	17	80,134	4,714
10.	2000-01	15	69,390	4,626
11.	2001-02	16	62,698	3,919
12.	1998-99	16	48,879	3,055
13.	1999-00	18	53,583	2,978
14.	1997-98	15	35,359	2,357
15.	1995-96	14	27,075	1,934
16.	1996-97	13	22,736	1,749
17.	1994-95	14	20,754	1,482

Team**Most Points Scored**

By Duke..... 120 vs. Alabama (3ot), 3-18-95
 By Opponent..... 121 by Alabama (3ot), 3-18-95

Fewest Points Scored

By Duke..... 40 vs. Connecticut, 3-29-11
 By Opponent..... 27 by Southern, 3-19-06

Largest Victory Margin

By Duke..... 69 (96-27) vs. Southern, 3-19-06
 By Opponent..... 35 (75-40) by Connecticut, 3-29-11

Largest Halftime Margin

By Duke..... 26 vs. Norfolk State, 3-15-02
 26 vs. Hampton, 3-20-10

Most Field Goals Made

By Duke..... 48 vs. Alabama (3ot), 3-18-95
 By Opponent..... 44 by Alabama (3ot), 3-18-95

Most Field Goals Attempted

By Duke..... 93 vs. Alabama (3ot), 3-18-95
 By Opponent..... 114 by Alabama (3ot), 3-18-95

Highest Field Goal Percentage

By Duke..... .647 vs. UW-Milwaukee, 3-17-02
 By Opponent..... .556 by Louisiana State, 3-25-00

Fewest Field Goals Scored

By Duke..... 15, two times
 *most recent* vs. Connecticut 3-29-11
 By Opponent..... 11 by Southern, 3-19-06

Fewest Field Goals Attempted

By Duke..... 44, two times
 *most recent* vs. Old Dominion, 3-20-99
 By Opponent..... 43, two times
 *most recent* vs. Tennessee-Martin, 3-19-11

Most Three-Point Field Goals

By Duke..... 11 vs. Norfolk State, 3-15-02
 By Opponent..... 11 by Texas Christian, 3-17-02

Most Three-Point Attempts

By Duke..... 29 vs. Northwestern State, 3-15-04
 By Opponent..... 52 by Alabama (3ot), 3-18-95

Highest Three-Point Percentage

By Duke..... .583 vs. James Madison, 3-16-96
 By Opponent..... .500 by Middle Tennessee State, 3-14-98

Most Free Throws Made

By Duke..... 26 vs. Western Kentucky, 3-20-00
 By Opponent..... 33 by Illinois, 3-16-97

Most Free Throw Attempts

By Duke..... 31 vs. Middle Tennessee State, 3-14-98
 31 vs. Minnesota, 3-30-04
 By Opponent..... 40 by Illinois, 3-16-97

Highest Free Throw Percentage

By Duke..... .938 vs. Louisiana Tech, 3-28-04
 By Opponent..... 1.000 by Florida, 3-21-98
 1.000 by LSU, 3-22-10

Most Rebounds

By Duke..... 67 vs. Alabama (3ot), 3-18-95
 By Opponent..... 59 by Alabama (3ot), 3-18-95

Most Assists

By Duke..... 30 vs. Northwestern State, 3-21-04
 By Opponent..... 22, two times
 *most recent*, by Louisiana State, 3-25-00

Most Steals

By Duke..... 23 vs. San Diego State, 3-27-10
 By Opponent..... 13 by Old Dominion, 3-20-99

Most Blocked Shots

By Duke..... 12 vs. Texas Tech, 3-31-03
 By Opponent..... 11 by Michigan State, 3-24-09

Top Duke Scoring in NCAA Tournament Action

37	Ali Day (Jr.)	vs. Alabama in 1995
30	Kira Orr (So.)	vs. Alabama in 1995
30	Alana Beard (Sr.)	vs. Marquette in 2004
29	Jasmine Thomas (Jr.)	vs. San Diego State in 2010
29	Alana Beard (Jr.)	vs. Tennessee in 2003
29	Alana Beard (So.)	vs. Norfolk State in 2002
28	Alana Beard (Jr.)	vs. Texas Tech in 2003
27	Alana Beard (Fr.)	vs. SW Missouri State in 2001
27	Alana Beard (Jr.)	vs. Utah in 2003
26	Chante Black (Jr.)	vs. Arizona State in 2008
26	Abby Waner (So.)	vs. Holy Cross in 2007
26	Alana Beard (So.)	vs. TCU in 2002
25	Sheana Mosch (Fr.)	vs. Western Kentucky in 2000
25	Georgia Schweitzer (Jr.)	vs. Western Kentucky in 2000
25	Chris Moreland (Jr.)	vs. Manhattan in 1987
24	Alana Beard (So.)	vs. South Carolina in 2002
24	Carey Kauffman (Sr.)	vs. Alabama in 1995
24	Payton Black (Fr.)	vs. San Francisco in 1996
24	Nicole Erickson (Sr.)	vs. Old Dominion in 1999
23	Karima Christmas (Sr.)	vs. DePaul in 2011
22	Alana Beard (Fr.)	vs. UWM in 2001
22	Chris Moreland (Jr.)	vs. Rutgers in 1987
22	Ty Hall (So.)	vs. Oklahoma State in 1995
22	Kira Orr (Sr.)	vs. Illinois in 1997
22	Georgia Schweitzer (So.)	vs. Tennessee in 1999
22	Nicole Erickson (Sr.)	vs. Georgia in 1999
22	Alison Bales (Jr.)	vs. Southern California in 2006
21	Alison Bales (Sr.)	vs. Rutgers in 2007
21	Mistie Williams (Jr.)	vs. Canisius in 2005
21	Nicole Erickson (Jr.)	vs. Louisville in 1998
21	Iciss Tillis (Jr.)	vs. Georgia in 2003
21	Monique Currie (Jr.)	vs. Boston College in 2005
20	Monique Currie (Fr.)	vs. TCU in 2002
20	Rometra Craig (Fr.)	vs. UWM in 2001
20	Nicole Erickson (Jr.)	vs. Florida in 1998
20	Peppi Browne (So.)	vs. Arkansas in 1998
20	Michele VanGorp (Sr.)	vs. St. Johns in 1999
20	Kira Orr (Sr.)	vs. DePaul in 1997
20	Michele VanGorp (Sr.)	vs. Georgia in 1999

Individual**Points**

1. Ali Day 37 vs. Alabama (3ot), 3-18-95
2. Kira Orr 30 vs. Alabama (3ot), 3-18-95
- Alana Beard 30 vs. Marquette, 3-23-04
4. Alana Beard 29 vs. Tennessee, 4-6-03
- Alana Beard 29 vs. Norfolk State, 3-15-02
- Jasmine Thomas 29 vs. San Diego State, 3-27-10

Field Goals Made

1. Ali Day 14 vs. Alabama (3ot), 3-18-95
2. Kira Orr 12 vs. Alabama (3ot), 3-18-95
- Alana Beard 12 vs. Norfolk State, 3-15-02
- Alana Beard 12 vs. Tennessee, 4-6-03

Field Goals Attempted

1. Alana Beard 24 vs. Tennessee, 4-6-03
2. Kira Orr 23 vs. Alabama (3ot), 3-18-95
- Alana Beard 23 vs. Texas Christian, 3-17-02
4. Jasmine Thomas 22 vs. Marist, 3-21-11
- Jasmine Thomas 22 vs. Connecticut, 3-29-11
6. Kira Orr 21 vs. Illinois, 3-16-97
7. Ali Day 20 vs. Alabama (3ot), 3-18-95
- iciss Tillis 20 vs. Oklahoma, 3-29-02
- Alana Beard 20 vs. Texas Tech, 3-31-03
- Chante Black 20 vs. Arizona State, 3-25-08

Field Goal Percentage

1. Alana Beard833 (10-12) vs. Utah, 3-25-03
- Minimum 10 field goal attempts*

Three-Point Field Goals

1. Abby Waner 6 vs. Holy Cross, 3-18-07
2. Nicole Erickson 5 vs. Louisville, 3-16-98
3. Vicki Krapohl 4 vs. Norfolk State, 3-15-02
- Nicole Erickson 4 vs. Georgia, 3-26-99
- Jessica Foley 4 vs. Northwestern State, 3-21-04

Three-Point Field Goal Attempted

1. Kira Orr 13 vs. Illinois, 3-16-97
2. Missy West 11 vs. Western Kentucky, 3-20-00
3. Jessica Foley 9 vs. Northwestern State, 3-21-04
- Abby Waner 9 at Michigan State, 3-24-09

Free Throws Made

1. Alana Beard 12 vs. Texas Tech, 3-31-03
2. Sheana Mosch 11 vs. Western Kentucky, 3-20-00
- Nicole Erickson 11 vs. Old Dominion, 3-20-99
4. Sheana Mosch 9 vs. Texas, 3-23-02
- Monique Currie 9 vs. Texas Christian, 3-17-02
- Monique Currie 9 vs. Southern, 3-19-06
- Karima Christmas 9 vs. DePaul, 3-27-11

Free Throws Attempted

1. Alana Beard 14 vs. Texas Tech, 3-31-03
- Karima Christmas 14 vs. DePaul, 3-27-11
3. Sheana Mosch 11 vs. Western Kentucky, 3-20-00
- Nicole Erickson 11 vs. Old Dominion, 3-20-99
- Chante Black 11 vs. Texas A&M, 3-30-08
6. Sheana Mosch 10 vs. Texas, 3-23-02
- Monique Currie 10 vs. Texas Christian, 3-17-02
- Monique Currie 10 vs. Southern, 3-19-06
- Chante Black 10 vs. Arizona State, 3-25-08

Free Throw Percentage

1. Sheana Mosch 1.000 (11-11) vs. Western Kentucky, 3-20-00
- Nicole Erickson 1.000 (11-11) vs. Old Dominion, 3-20-99
- Jasmine Thomas 1.000 (8-8) vs. San Diego State, 3-27-10
- Nicole Erickson 1.000 (6-6) vs. UC Berkeley, 3-21-98
- Ali Day 1.000 (6-6) vs. Alabama (3ot), 3-18-95
- Monique Currie 1.000 (6-6) vs. Georgia, 3-26-05

Minimum six made free throws**Rebounds**

1. Carey Kauffman 14 vs. Alabama (3ot), 3-18-95
2. Chante Black 13 vs. Arizona State, 3-25-08
- Monique Currie 13 vs. Norfolk State, 3-15-02
- Tyish Hall 13 vs. Alabama (3ot), 3-18-95
- Mistie Williams 13 vs. Georgia, 3-26-05
- Alison Bales 13 vs. Connecticut, 6-28-06
- Karima Christmas 13 vs. Michigan State, 3-24-09

Assists

1. Katie Meier 10 vs. Manhattan, 3-11-87
2. Hilary Howard 9 vs. Middle Tennessee State, 3-14-98
- Alana Beard 9 vs. Northwestern State, 3-21-04
- Wanisha Smith 9 vs. Holy Cross, 3-18-07

Steals

1. Alana Beard 7 vs. UW-Milwaukee, 3-17-01
- Bridgette Mitchell 7 vs. San Diego State, 3-27-10
3. Alana Beard 6 vs. Texas, 3-23-02
- Keturah Jackson 6 vs. San Diego State, 3-27-10
5. Alana Beard 5 vs. South Carolina, 3-25-02
- Wanisha Smith 5 vs. Georgia, 3-26-05
- Jasmine Thomas 5 vs. San Diego State, 3-27-10

Blocked Shots

1. Alison Bales 8 vs. Connecticut, 3-28-06
2. Alison Bales 6 - four times - most recent...vs. LSU, 4-2-06

Minutes Played

1. Jennifer Scanlon 60 vs. Alabama (3ot), 3-18-95
2. Ali Day 57 vs. Alabama (3ot), 3-18-95
3. Carey Kauffman 56 vs. Alabama (3ot), 3-18-95
4. Kira Orr 51 vs. Alabama (3ot), 3-18-95
5. five tied with 40

Alana Beard #20

YEAR	G-GS	MIN-AVG	FG-FGA	PCT	3P-3PA	PCT	FT-FTA	PCT	REB	AVG	PF-FO	AST	TO	BS	ST	PTS	AVG
2000-01	30-30	893-29.8	194-379	.512	10-51	.196	111-141	.787	136	4.5	86-4	113	81	30	106	509	17.0
2001-02	35-35	1164-33.1	275-481	.572	25-66	.379	119-158	.753	213	6.1	88-2	154	93	25	114	694	19.8
2002-03	37-37	1161-31.4	294-558	.527	24-85	.282	201-259	.776	256	6.9	98-0	110	87	48	104	813	22.0
2003-04	34-34	1067-31.4	242-488	.496	36-115	.313	151-194	.778	184	5.4	74-0	132	76	46	80	671	19.7
Career	136-136	4285-31.5	1005-1906	.527	95-317	.300	582-752	.774	789	5.8	346-6	509	337	149	404	2687	19.8

Chris Moreland #24

YEAR	G-GS	MIN-AVG	FG-FGA	PCT	3P-3PA	PCT	FT-FTA	PCT	REB	AVG	PF-FO	AST	TO	BS	ST	PTS	AVG
1984-85	25-25	797-31.9	163-288	.566	----	----	113-160	.706	238	9.5	75-2	32	68	10	18	439	17.6
1985-86	30-29	917-30.6	254-438	.580	----	----	183-267	.685	354	11.8	78-1	20	74	9	25	691	23.0
1986-87	28-27	944-33.7	219-396	.553	----	----	148-222	.667	294	10.5	76-0	39	69	5	24	586	20.9
1987-88	28-28	891-31.8	192-326	.589	0-0	.000	132-219	.603	343	12.3	83-3	28	66	4	27	516	18.4
Career	111-109	3549-32.0	828-1448	.572	0-0	.000	576-868	.664	1229	11.1	312-6	119	277	28	94	2232	20.1

Monique Currie #25

YEAR	G-GS	MIN-AVG	FG-FGA	PCT	3P-3PA	PCT	FT-FTA	PCT	REB	AVG	PF-FO	AST	TO	BS	ST	PTS	AVG
2001-02	35-22	971-27.7	178-360	.494	8-34	.235	138-179	.771	209	6.0	87-2	90	90	24	50	502	14.3
2002-03	Medical Redshirt																
2003-04	34-34	943-27.7	151-318	.475	10-42	.238	105-139	.755	208	6.1	103-4	101	83	28	53	417	12.6
2004-05	36-36	1127-31.3	218-489	.446	26-82	.317	168-215	.781	254	7.1	85-2	123	109	14	77	630	17.5
2005-06	35-35	972-27.8	202-425	.475	42-100	.420	127-155	.819	203	5.8	83-0	99	69	9	48	573	16.4
Career	140-127	4013-28.7	749-1592	.470	86-258	.333	538-688	.782	874	6.2	358-8	413	351	75	228	2122	15.2

Sue Harnett #23

YEAR	G-GS	MIN-AVG	FG-FGA	PCT	3P-3PA	PCT	FT-FTA	PCT	REB	AVG	PF-FO	AST	TO	BS	ST	PTS	AVG
1986-87	29-8	613-21.1	122-248	.492	----	----	46-64	.719	168	5.8	64-0	30	33	37	7	290	10.0
1987-88	28-23	756-27.0	157-316	.497	0-1	.000	74-112	.661	218	7.8	79-3	36	78	36	13	388	12.9
1988-89	27-26	816-30.2	211-393	.537	0-0	.000	104-154	.675	222	8.2	78-1	41	73	21	40	526	19.5
1989-90(RS)	5-5	138-27.6	43-66	.652	0-0	.000	5-11	.455	44	8.8	19-2	3	18	4	4	91	18.2
1990-91	28-28	897-32.0	194-362	.536	0-0	.000	102-143	.713	247	8.8	69-3	54	88	32	22	490	17.5
Career	117-90	3220-27.5	727-1385	.525	0-1	.000	331-484	.684	899	7.7	309-9	164	290	130	86	1785	15.3

Katie Meier #31

YEAR	G-GS	MIN-AVG	FG-FGA	PCT	3P-3PA	PCT	FT-FTA	PCT	REB	AVG	PF-FO	AST	TO	BS	ST	PTS	AVG
1985-86	30-5	725-24.8	168-339	.496	----	----	102-138	.739	148	4.9	84-4	84	87	11	58	438	14.6
1986-87	29-29	978-33.7	196-408	.480	----	----	98-150	.653	151	5.2	76-3	129	106	11	68	490	16.9
1987-88	22-17	578-26.3	110-237	.464	4-17	.235	80-107	.748	123	5.6	50-1	83	69	15	54	304	13.8
1989-90	28-28	1009-36.0	179-390	.459	4-15	.267	167-229	.729	248	8.9	83-2	113	99	16	52	529	18.9
Career	109-79	3310-30.4	653-1374	.475	8-32	.250	447-624	.716	670	6.1	293-10	409	361	53	232	1761	16.2

Iciss Tillis #33

YEAR	G-GS	MIN-AVG	FG-FGA	PCT	3P-3PA	PCT	FT-FTA	PCT	REB	AVG	PF-FO	AST	TO	BS	ST	PTS	AVG
2000-01	34-25	829-24.4	118-270	.437	27-74	.365	29-40	.725	188	5.5	86-2	60	70	40	54	292	8.6
2001-02	34-33	1032-30.4	197-436	.452	30-89	.337	62-91	.681	271	8.0	91-2	94	99	30	79	486	14.3
2002-03	37-37	1128-30.5	212-476	.445	47-122	.385	64-80	.800	273	7.4	93-3	79	91	38	80	535	14.5
2003-04	32-32	897-28.0	146-355	.411	24-82	.293	83-96	.865	214	6.7	82-3	68	61	43	57	399	12.5
Career	137-127	3886-28.4	673-1537	.438	128-367	.349	238-307	.775	946	6.9	352-10	301	321	151	270	1712	12.5

Jasmine Thomas #5

YEAR	G-GS	MIN-AVG	FG-FGA	PCT	3P-3PA	PCT	FT-FTA	PCT	REB	AVG	PF-FO	AST	TO	BS	ST	PTS	AVG
2007-08	35-20	884-25.3	112-319	.351	24-97	.247	29-48	.604	98	2.8	55-0	82	88	30	52	277	7.9
2008-09	30-38	885-29.5	112-310	.361	28-98	.286	55-74	.743	82	2.7	48-0	98	78	7	50	307	10.2
2009-10	36-36	1168-32.4	206-532	.387	63-177	.356	102-129	.791	153	4.3	63-0	146	115	7	100	577	16.0
2010-11	36-36	1172-32.6	199-513	.388	65-166	.392	0-121	.661	139	3.9	57-0	123	104	20	85	543	15.1
Career	137-120	4109-30.0	629-1674	.376	180-538	.335	266-372	.715	472	3.4	223-0	449	385	64	287	1704	12.4

Georgia Schweitzer #23

YEAR	G-GS	MIN-AVG	FG-FGA	PCT	3P-3PA	PCT	FT-FTA	PCT	REB	AVG	PF--FO	AST	TO	BS	ST	PTS	AVG
1997-98	32-15	816-25.5	85-205	.415	37-104	.356	40-54	.741	89	2.8	47-0	73	52	4	41	247	7.7
1998-99	36-32	958-26.6	132-270	.489	40-96	.417	56-83	.675	147	4.1	63-0	103	83	14	35	360	10.0
1999-00	34-34	1069-31.4	187-408	.458	60-149	.403	98-127	.772	136	4.0	42-0	112	83	12	45	532	15.6
2000-01	34-34	1100-32.4	175-365	.479	65-155	.419	66-94	.702	161	4.7	58-0	140	92	11	50	481	14.1
Career	136-115	3943-29.0	579-1248	.464	202-504	.401	260-358	.726	533	3.9	210-0	428	310	41	171	1620	11.9

Chante Black #11

YEAR	G-GS	MIN-AVG	FG-FGA	PCT	3P-3PA	PCT	FT-FTA	PCT	REB	AVG	PF--FO	AST	TO	BS	ST	PTS	AVG
2004-05	34-3	641-18.9	87-165	.527	0-0	.000	36-70	.514	260	7.6	64-0	39	57	46	28	210	6.2
2005-06	34-12	636-18.7	109-202	.540	0-0	.000	49-84	.583	208	6.1	90-1	20	57	65	28	267	7.9
2006-07		Medical Redshirt															
2007-08	35-35	953-27.2	191-364	.525	0-0	.000	112-144	.778	249	7.1	84-1	49	77	81	49	494	14.1
2008-09	33-33	949-28.8	178-366	.486	0-3	.000	111-153	.725	278	8.4	75-3	49	85	47	467	14.2	
Career	136-83	3179-23.4	565-1097	.515	0-3	.000	308-451	.683	995	7.3	313-5	157	276	261	152	1438	10.6

Mistie Bass #1

YEAR	G-GS	MIN-AVG	FG-FGA	PCT	3P-3PA	PCT	FT-FTA	PCT	REB	AVG	PF--FO	AST	TO	BS	ST	PTS	AVG
2002-03	37-15	594-16.1	89-181	.492	0-0	.000	78-115	.678	138	3.7	76-2	28	38	26	24	256	6.9
2003-04	34-34	776-22.8	132-216	.611	0-0	.000	77-122	.631	182	5.4	84-0	26	51	42	31	341	10.0
2004-05	36-36	975-27.1	176-327	.538	0-1	.000	68-111	.613	258	7.2	79-0	64	63	30	41	420	11.7
2005-06	35-35	867-24.8	160-259	.618	0-0	.000	72-111	.649	222	6.3	75-1	57	69	33	31	392	11.2
Career	142-120	3212/22.6	557-983	.567	0-1	.000	295-459	.643	800	5.6	314-3	175	221	131	127	1409	9.9

Abby Waner #4

YEAR	G-GS	MIN-AVG	FG-FGA	PCT	3P-3PA	PCT	FT-FTA	PCT	REB	AVG	PF--FO	AST	TO	BS	ST	PTS	AVG
2005-06	35-15	758-21.7	111-246	.451	50-131	.382	38-55	.691	87	2.5	62-0	112	86	8	65	310	8.9
2006-07	34-34	969-28.5	175-380	.461	68-188	.362	60-78	.769	150	4.4	57-0	93	67	15	85	478	14.1
2007-08	31-31	921-29.7	110-336	.327	49-188	.261	50-68	.735	113	3.6	77-1	117	91	6	80	319	10.3
2008-09	31-31	975-31.5	107-321	.333	55-184	.299	32-41	.780	95	3.1	61-1	110	103	15	83	301	9.7
Career	131-111	3623-27.7	503-1283	.392	222-691	.321	180-242	.744	445	3.4	257-2	432	347	44	313	1408	10.7

Kira Orr #12

YEAR	G-GS	MIN-AVG	FG-FGA	PCT	3P-3PA	PCT	FT-FTA	PCT	REB	AVG	PF--FO	AST	TO	BS	ST	PTS	AVG
1993-94	27-0	466-17.3	44-115	.383	7-31	.226	19-35	.543	49	1.8	47-0	56	73	1	28	114	4.2
1994-95	30-29	974-32.5	125-330	.379	28-91	.308	54-81	.667	121	4.0	73-1	126	103	1	57	332	11.1
1995-96	33-33	1151-34.9	155-371	.418	42-133	.316	82-113	.726	173	5.2	54-0	170	112	0	60	434	13.2
1996-97	29-29	984-33.9	176-419	.420	56-161	.348	100-120	.833	162	5.6	57-0	93	96	3	59	508	17.5
Career	119-91	3575-30.0	500-1235	.405	133-416	.320	255-349	.731	505	4.2	231-1	445	384	5	204	1388	11.7

Jennifer Scanlon #13

YEAR	G-GS	MIN-AVG	FG-FGA	PCT	3P-3PA	PCT	FT-FTA	PCT	REB	AVG	PF--FO	AST	TO	BS	ST	PTS	AVG
1992-93	27-4	592-21.9	102-255	.400	25-63	.397	40-68	.588	76	2.8	42-0	34	49	2	22	269	10.0
1993-94	27-25	676-25.0	118-267	.442	35-95	.368	45-59	.763	70	2.6	44-0	52	55	7	32	316	11.7
1994-95	31-31	947-30.5	142-337	.421	51-131	.389	69-100	.690	108	3.5	61-1	66	80	1	37	404	13.0
1995-96	33-33	1089-33.0	140-347	.403	48-131	.366	60-88	.682	136	4.1	60-1	107	70	2	31	388	11.8
Career	118-93	3304-28.0	502-1206	.416	159-420	.379	214-315	.679	390	3.3	207-2	259	254	12	122	1377	11.7

Payton Black #33

YEAR	G-GS	MIN-AVG	FG-FGA	PCT	3P-3PA	PCT	FT-FTA	PCT	REB	AVG	PF--FO	AST	TO	BS	ST	PTS	AVG
1995-96	33-0	625-18.9	132-231	.571	0-0	.000	86-133	.647	170	5.2	94-3	19	63	23	20	350	10.6
1996-97	29-29	798-27.5	160-310	.516	0-0	.000	78-117	.667	172	5.9	91-2	47	59	27	32	398	13.7
1997-98	30-19	594-19.8	124-227	.546	0-0	.000	67-112	.598	107	3.6	65-0	24	57	25	21	315	10.5
1998-99	35-1	412-11.6	94-168	.560	0-1	.000	61-81	.753	92	2.6	61-2	14	33	3	13	249	7.1
Career	127-49	2429-19.1	510-936	.545	0-1	.000	292-443	.659	541	4.3	311-7	104	212	78	86	1312	10.3

Lindsey Harding #10

YEAR	G-GS	MIN-AVG	FG-FGA	PCT	3P-3PA	PCT	FT-FTA	PCT	REB	AVG	PF--FO	AST	TO	BS	ST	PTS	AVG
2002-03	37-16	958-25.9	84-192	.438	1-13	.077	62-81	.765	145	3.9	63-1	124	59	9	68	231	6.2
2003-04	34-33	1003-29.5	83-181	.459	7-29	.241	57-87	.655	154	4.5	60-1	168	76	2	67	230	6.8
2004-05	Redshirt Season																
2005-06	35-35	1012-28.9	138-287	.481	23-56	.411	75-96	.781	130	3.7	48-1	156	84	4	75	374	10.7
2006-07	34-34	1035-30.4	169-381	.444	24-63	.381	101-135	.748	136	4.0	49-0	131	77	10	51	463	13.6
Career	140-118	4008-28.6	474-1041	.455	55-161	.342	295-399	.739	565	4.0	220-3	579	296	25	261	1298	9.3

Tyish Hall #24

YEAR	G-GS	MIN-AVG	FG-FGA	PCT	3P-3PA	PCT	FT-FTA	PCT	REB	AVG	PF--FO	AST	TO	BS	ST	PTS	AVG
1993-94	23-3	290-12.6	55-93	.591	0-0	.000	29-39	.744	75	3.3	40-0	19	20	13	18	139	6.0
1994-95	31-30	805-26.0	124-199	.623	0-0	.000	43-70	.614	197	6.4	85-1	46	58	26	33	291	9.4
1995-96	33-33	982-29.8	216-30	.655	0-0	.000	65-93	.699	232	7.0	92-3	44	62	44	39	497	15.1
1996-97	22-21	702-31.9	148-240	.617	0-0	.000	63-88	.716	128	5.8	59-4	26	50	13	34	359	16.3
Career	109-87	2779-25.5	543-862	.630	0-0	.000	200-290	.690	632	5.8	276-8	135	190	96	124	1286	11.8

Sheana Mosch #3

YEAR	G-GS	MIN-AVG	FG-FGA	PCT	3P-3PA	PCT	FT-FTA	PCT	REB	AVG	PF--FO	AST	TO	BS	ST	PTS	AVG
1999-00	34-18	846-24.9	107-249	.430	11-28	.393	82-101	.812	112	3.3	49-1	65	67	3	51	307	9.0
2000-01	34-34	915-26.9	129-276	.467	7-18	.389	99-125	.792	154	4.5	41-0	66	60	5	42	364	10.7
2001-02	35-15	868-24.8	109-243	.449	12-39	.308	90-108	.833	123	3.5	46-1	86	57	5	33	320	9.1
2002-03	37-6	739-20.0	103-240	.429	11-38	.289	75-102	.735	111	3.0	48-0	54	39	3	57	292	7.9
Career	140-73	3368-24.1	448-1008	.444	41-123	.333	346-436	.794	500	3.6	184-2	271	223	16	183	1283	9.2

Wanisha Smith #23

YEAR	G-GS	MIN-AVG	FG-FGA	PCT	3P-3PA	PCT	FT-FTA	PCT	REB	AVG	PF--FO	AST	TO	BS	ST	PTS	AVG
2004-05	36-35	1163-32.3	134-312	.429	41-100	.410	85-118	.720	101	2.8	80-3	154	134	3	61	394	10.9
2005-06	35-20	738-21.1	98-224	.438	20-63	.317	43-61	.705	96	2.7	56-2	121	74	4	42	259	7.4
2006-07	34-34	930-27.4	105-251	.418	27-75	.360	83-110	.755	147	4.3	48-0	135	89	3	36	320	9.4
2007-08	30-30	825-27.5	90-259	.347	30-98	.306	73-96	.760	94	3.1	44-0	86	78	1	28	283	9.4
Career	135-119	3656-27.1	427-1046	.408	118-336	.351	284-385	.738	438	3.2	228-5	496	375	11	167	1256	9.3

Stacy Hurd #42

YEAR	G-GS	MIN-AVG	FG-FGA	PCT	3P-3PA	PCT	FT-FTA	PCT	REB	AVG	PF--FO	AST	TO	BS	ST	PTS	AVG
1980-81	25-22	730-29.2	138-278	.496	----	----	49-67	.731	174	6.9	64-1	18	46	4	12	325	13.0
1981-82	29-23	922-31.8	178-403	.442	----	----	39-66	.591	192	6.6	77-3	29	68	23	24	395	13.6
1982-83	25-9	618-24.7	147-294	.500	----	----	44-61	.721	138	5.5	38-1	24	51	6	11	338	13.5
1983-84	25-6	496-14.8	78-194	.402	----	----	27-32	.844	91	3.6	21-0	26	39	11	15	183	7.3
Career	104-60	2766-26.6	541-1169	.463	----	----	159-226	.704	595	5.7	200-5	97	204	44	62	1241	11.9

Ali Day #52

YEAR	G-GS	MIN-AVG	FG-FGA	PCT	3P-3PA	PCT	FT-FTA	PCT	REB	AVG	PF--FO	AST	TO	BS	ST	PTS	AVG
1992-93	26-8	525-20.2	56-109	.514	0-1	.000	36-48	.750	95	3.7	58-1	24	60	5	20	148	5.7
1993-94	25-11	529-21.2	78-128	.609	0-1	.000	44-52	.846	97	3.9	39-0	18	37	2	25	200	8.0
1994-95	31-31	1012-32.6	190-342	.556	16-27	.593	103-124	.831	204	6.6	84-1	46	96	2	28	499	16.1
1995-96	33-33	975-29.5	149-302	.493	44-111	.396	46-63	.730	221	6.7	74-2	68	87	12	37	388	11.8
Career	115-83	3041-26.4	473-881	.537	60-140	.429	229-287	.798	617	5.4	255-4	156	280	21	110	1235	10.7

Carey Kauffman #23

YEAR	G-GS	MIN-AVG	FG-FGA	PCT	3P-3PA	PCT	FT-FTA	PCT	REB	AVG	PF--FO	AST	TO	BS	ST	PTS	AVG
1991-92	26-3	295-11.3	49-110	.445	1-2	.500	22-32	.688	61	2.3	33-1	14	34	7	12	121	4.7
1992-93	27-27	790-29.3	136-288	.472	0-0	.000	54-72	.750	181	6.7	82-4	32	94	16	20	326	12.1
1993-94	27-19	679-25.1	142-274	.518	0-1	.000	59-87	.678	223	8.3	58-1	26	47	13	36	343	12.7
1994-95	31-31	993-32.0	179-383	.467	1-2	.500	79-96	.823	261	8.4	74-2	68	57	13	30	438	14.1
Career	111-80	2757-24.8	506-1055	.480	2-5	.400	214-287	.746	726	6.5	247-8	140	232	49	98	1228	11.1

Joy Cheek #21

YEAR	G-GS	MIN-AVG	FG-FGA	PCT	3P-3PA	PCT	FT-FTA	PCT	REB	AVG	PF--FO	AST	TO	BS	ST	PTS	AVG
2006-07	33-0	519-15.7	64-142	.451	0-4	.000	48-64	.750	127	3.8	66-0	16	53	4	27	176	5.3
2007-08	35-24	783-22.3	138-269	.513	11-26	.423	47-69	.681	184	5.3	104-4	26	68	11	43	334	5.5
2008-09	33-16	720-21.8	111-284	.391	12-45	.267	47-67	.701	156	4.7	96-1	30	70	12	42	281	8.5
2009-10	36-36	986-27.1	137-364	.376	16-49	.327	67-98	.684	212	5.9	79-1	46	93	20	53	357	9.9
Career	137-76	2998-21.1	450-1059	.425	39-124	.315	209-298	.701	679	5.0	345-6	118	284	47	165	1148	8.4

Connie Goins #32

YEAR	G-GS	MIN-AVG	FG-FGA	PCT	3P-3PA	PCT	FT-FTA	PCT	REB	AVG	PF--FO	AST	TO	BS	ST	PTS	AVG
1982-83	19-16	381-23.8	71-159	.447	----	----	37-50	.740	80	4.2	25-0	39	32	3	21	179	9.4
1983-84	27-25	668-24.7	91-192	.474	----	----	66-92	.717	95	3.5	29-1	60	55	2	28	248	9.2
1984-85	27-27	838-31.0	124-255	.486	----	----	86-106	.811	140	5.2	32-0	71	67	2	36	334	12.4
1985-86	28-28	821-29.3	142-300	.473	----	----	95-126	.754	146	5.2	34-0	127	67	10	35	379	13.5
Career	101-96	2708-26.8	428-906	.472	----	----	284-374	.759	461	4.6	120-1	297	221	20	120	1140	11.3

Peppi Browne #10

YEAR	G-GS	MIN-AVG	FG-FGA	PCT	3P-3PA	PCT	FT-FTA	PCT	REB	AVG	PF--FO	AST	TO	BS	ST	PTS	AVG
1996-97	30-15	742-24.7	69-161	.429	6-27	.222	65- 87	.747	122	4.1	60-3	64	61	9	43	209	7.0
1997-98	32-32	875-27.3	136-253	.538	1-5	.200	70-109	.642	197	6.2	90-3	54	93	6	61	343	10.7
1998-99	35-33	882-25.2	112-240	.467	3-10	.300	79-111	.712	222	6.3	66-1	66	90	14	52	306	8.7
1999-00	20-20	616-30.8	100-211	.474	1-6	.167	73-92	.793	136	6.8	46-1	50	61	10	61	274	13.7
Career	117-100	3115-26.6	417-865	.482	11-48	.229	287-399	.719	677	5.8	262-8	234	305	39	217	1132	9.7

Alison Bales #43

YEAR	G-GS	MIN-AVG	FG-FGA	PCT	3P-3PA	PCT	FT-FTA	PCT	REB	AVG	PF--FO	AST	TO	BS	ST	PTS	AVG
2003-04	24-0	237-9.9	29-52	.558	0-0	.000	20-29	.690	67	2.8	30-0	13	19	29	6	78	3.3
2004-05	36-33	876-24.3	106-221	.480	1-1	1.000	63-94	.670	236	6.6	73-0	67	35	134	17	276	7.7
2005-06	35-23	731-20.9	113-215	.526	0-0	.000	92-117	.786	236	6.7	64-0	40	44	120	42	318	9.1
2006-07	34-34	990-29.1	142-306	.464	1-2	.500	118-159	.742	265	7.8	79-1	67	68	151	39	403	11.9
Career	129-90	2834-22.0	390-794	.491	2-3	.667	293-399	.734	804	6.2	246-1	187	166	434	104	1075	8.3

Karima Christmas #13

YEAR	G-GS	MIN-AVG	FG-FGA	PCT	3P-3PA	PCT	FT-FTA	PCT	REB	AVG	PF-FO	AST	TO	BS	ST	PTS	AVG
2007-08	30-0	317-10.6	50-96	.521	0-6	.000	23-39	.590	78	2.6	32-0	15	19	5	24	123	4.1
2008-09	32-2	616-19.3	84-170	.494	17-37	.459	54-83	.651	134	4.2	53-1	32	35	8	44	239	7.5
2009-10	36-18	922-25.6	121-281	.431	24-84	.286	81-113	.717	189	5.3	80-0	53	49	16	79	347	9.6
2010-11	36-35	949-26.4	107-285	.375	15-71	.211	114-163	.699	227	6.3	73-0	60	76	13	57	343	9.5
Career	134-55	2804-20.9	362-832	.435	56-198	.283	272-398	.683	628	4.7	238-1	160	179	42	204	1052	7.9

Jennifer Chestnut #42

YEAR	G-GS	MIN-AVG	FG-FGA	PCT	3P-3PA	PCT	FT-FTA	PCT	REB	AVG	PF--FO	AST	TO	BS	ST	PTS	AVG
1980-81	22-5	314-14.3	57-105	.542	----	----	17-46	.369	103	4.6	44-0	3	37	9	15	131	6.9
1981-82	29-20	722-24.9	117-264	.443	----	----	54-100	.540	250	8.3	81-4	16	55	16	32	288	9.9
1982-83	22-20	325-23.2	130-249	.522	----	----	49-80	.613	163	7.4	59-2	27	34	5	16	309	14.0
1983-84	27-27	809-30.0	119-266	.447	----	----	57-116	.491	231	8.6	81-6	37	78	7	54	29	10.9
Career	100/74	2170-21.7	423-884	.479	----	----	177-342	.518	737	7.4	265-12	82	204	37	117	1023	10.2

Scoring Average

1977-78	Tara McCarthy	16.6
1978-79	Barb Krause	14.5
1979-80	Barb Krause	13.1
1980-81	Stacy Hurd	13.0
1981-82	Stacy Hurd	13.6
1982-83	Jennifer Chestnut	14.0
1983-84	Candy Mikels	14.3
1984-85	Chris Moreland	17.6
1985-86	Chris Moreland	23.0
1986-87	Chris Moreland	20.9
1987-88	Chris Moreland	18.4
1988-89	Sue Harnett	19.5
1989-90	Katie Meier	18.9
1990-91	Sue Harnett	17.5
1991-92	Celeste Lavoie	12.8
1992-93	Carey Kauffman	12.1
1993-94	Carey Kauffman	12.7
1994-95	Ali Day	16.1
1995-96	Tyish Hall	15.1
1996-97	Kira Orr	17.5
1997-98	Nicole Erickson	12.8
1998-99	Michele VanGorp	16.9
1999-00	Georgia Schweitzer	15.6
2000-01	Alana Beard	17.0
2001-02	Alana Beard	19.8
2002-03	Alana Beard	22.0
2003-04	Alana Beard	19.7
2004-05	Monique Currie	17.5
2005-06	Monique Currie	16.4
2006-07	Abby Waner	14.1
2007-08	Chante Black	14.1
2008-09	Chante Black	14.2
2009-10	Jasmine Thomas	16.0
2010-11	Jasmine Thomas	15.1

Rebounding Average

1977-78	Lisa Warren	7.2
1978-79	Barb Krause	10.7
1979-80	Barb Krause	9.3
1980-81	Barb Krause	9.7
1981-82	Jennifer Chestnut	8.3
1982-83	Jennifer Chestnut	7.4
1983-84	Jennifer Chestnut	8.6
1984-85	Chris Moreland	9.5
1985-86	Chris Moreland	11.8
1986-87	Chris Moreland	10.5
1987-88	Chris Moreland	12.3
1988-89	Tracey Christopher	9.6
1988-90	Katie Meier	8.9
1990-91	Sue Harnett	8.8
1991-92	Celeste Lavoie	6.2
1992-93	Carey Kauffman	6.7
1993-94	Carey Kauffman	8.3
1994-95	Carey Kauffman	8.4
1995-96	Tyish Hall	7.0
1996-97	Payton Black	5.9
1997-98	Peppi Browne	6.2
1998-99	Peppi Browne	6.3
1999-00	Lauren Rice	6.9
2000-01	Rochelle Parent	6.0
2001-02	Iciss Tillis	8.0
2002-03	Iciss Tillis	7.4
2003-04	Iciss Tillis	6.7
2004-05	Chante Black	7.6
2005-06	Alison Bales	6.7
2006-07	Alison Bales	7.8
2007-08	Chante Black	7.1
2008-09	Chante Black	8.4
2009-10	Krystal Thomas	6.6
2010-11	Krystal Thomas	8.3

Field Goal Percentage

1977-78	Tara McCarthy	.475
1978-79	Leslie Earnhardt	.483
1979-80	Barb Krause	.436

1980-81	Barb Krause	.508
1981-82	Maura Hertzog	.446
1982-83	Jennifer Chestnut	.522
1983-84	Jo Harlow	.476
1984-85	Chris Moreland	.566
1985-86	Chris Moreland	.580
1986-87	Chris Moreland	.553
1987-88	Chris Moreland	.589
1988-89	Sue Harnett	.537
1989-90	Monika Kost	.509
1990-91	Sue Harnett	.536
1991-92	Celeste Lavoie	.515
1992-93	Ali Day	.514
1993-94	Ali Day	.609
1994-95	Ali Day	.593
1995-96	Tyish Hall	.655
1996-97	Tyish Hall	.617
1997-98	Michele VanGorp	.562
1998-99	Rochelle Parent	.650
1999-00	Rochelle Parent	.579
2000-01	Rochelle Parent	.525
2001-02	Alana Beard	.572
2002-03	Alana Beard	.527
2003-04	Mistie Williams	.611
2004-05	Mistie Williams	.538
2005-06	Mistie Williams	.618
2006-07	Carrem Gay	.581
2007-08	Chante Black	.525
2008-09	Karima Christmas	.494
2009-10	Krystal Thomas	.503
2010-11	Haley Peters	.522

Free Throw Percentage

1977-78	Ruth Ellis	.750
1978-79	Leslie Earnhardt	.739
1979-80	Barb Krause	.733
1980-81	Barb Krause	.804
1981-82	Margo Walsh	.820
1982-83	Jo Harlow	.871
1983-84	Stacy Hurd	.844
1984-85	Connie Goins	.811
1985-86	Connie Goins	.754
1986-87	Sue Harnett	.719
1987-88	Katie Meier	.748
1988-89	Jenni Kraft	.900
1989-90	Katie Meier	.729
1990-91	Dana McDonald	.795
1991-92	Robin Baker	.767
1992-93	Kristina Meiman	.849
1993-94	Ali Day	.846
1994-95	Ali Day	.831
1995-96	Ali Day	.730
1996-97	Kira Orr	.833
1997-98	Nicole Erickson	.876
1998-99	Nicole Erickson	.885
1999-00	Sheana Mosch	.812
2000-01	Sheana Mosch	.792
2001-02	Sheana Mosch	.833
2002-03	Iciss Tillis	.800
2003-04	Iciss Tillis	.865
2004-05	Monique Currie	.781
2005-06	Monique Currie	.819
2006-07	Abby Waner	.769
2007-08	Chante Black	.778
2008-09	Abby Waner	.780
2009-10	Jasmine Thomas	.791
2010-11	Chelsea Gray	.805

Assists

1977-78	Tara McCarthy	65
1978-79	Tara McCarthy	72
1979-80	Patti Thomasson	93
1980-81	Claire Rose	97
1981-82	Claire Rose	122
1982-83	Claire Rose	82
1983-84	Maura Hertzog	72

1984-85	Joanne Boyle	80
1985-86	Connie Goins	127
1986-87	Katie Meier	129
1987-88	Paula Anderson	110
1988-89	Leigh Morgan	118
1989-90	Katie Meier	113
1990-91	Robin Baker	81
1991-92	Robin Baker	69
1992-93	Missy Anderson	102
1993-94	Missy Anderson	90
1994-95	Kira Orr	126
1995-96	Kira Orr	170
1996-97	Hilary Howard	149
1997-98	Hilary Howard	140
1998-99	Hilary Howard	153
1999-00	Georgia Schweitzer	112
2000-01	Georgia Schweitzer	140
2001-02	Alana Beard	154
2002-03	Lindsey Harding	124
2003-04	Lindsey Harding	168
2004-05	Wanisha Smith	154
2005-06	Lindsey Harding	156
2006-07	Wanisha Smith	135
2007-08	Abby Waner	117
2008-09	Abby Waner	110
2009-10	Jasmine Thomas	146
2010-11	Jasmine Thomas	123

Steals

1978-79	Kim Matthews	60
1979-80	Patti Thomasson	48
1980-81	Claire Rose	55
1981-82	Maura Hertzog	57
1982-83	Maura Hertzog	48
1983-84	Maura Hertzog	65
1984-85	Joanne Boyle	75
1985-86	Katie Meier	58
1986-87	Katie Meier	68
1987-88	Katie Meier	54
1988-89	Tracey Christopher	47
1989-90	Katie Meier	52
1990-91	Traci Williams	38
1991-92	Dana McDonald	37
1992-93	Missy Anderson	63
1993-94	Missy Anderson	51
1994-95	Kira Orr	57
1995-96	Kira Orr	60
1996-97	Kira Orr	59
1997-98	Peppi Browne	61
1998-99	Peppi Browne	52
1999-00	Peppi Browne	61
2000-01	Alana Beard	106
2001-02	Alana Beard	114
2002-03	Alana Beard	104
2003-04	Alana Beard	80
2004-05	Monique Currie	77
2005-06	Lindsey Harding	75
2006-07	Abby Waner	85
2007-08	Abby Waner	80
2008-09	Abby Waner	83
2009-10	Jasmine Thomas	100
2010-11	Jasmine Thomas	85

Blocked Shots

1978-79	Lisa Warren	14
1979-80	Barb Krause	16
1980-81	Jennifer Chestnut	9
1981-82	Stacy Hurd	23
1982-83	Sarah Sullivan	68
1983-84	Hurd/Hertzog	11
1984-85	Sarah Sullivan	37
1985-86	Sarah Sullivan	58
1986-87	Sarah Sullivan	45
1987-88	Sue Harnett	36
1988-89	Sue Harnett	21
1989-90	Katie Meier	16

1990-91	Sue Harnett	32
1991-92	Nicole Johnson	24
1992-93	Zeki Blanding	23
1993-94	Zeki Blanding	20
1994-95	Tyish Hall	26
1995-96	Tyish Hall	44
1996-97	Payton Black	27
1997-98	Payton Black	25
1998-99	Michele VanGorp	36
1999-00	Michele Matyasovsky	14
2000-01	Iciss Tillis	40
2001-02	Iciss Tillis	30
2002-03	Alana Beard	48
2003-04	Alana Beard	46
2004-05	Alison Bales	134
2005-06	Alison Bales	120
2006-07	Alison Bales	151
2007-08	Chante Black	81
2008-09	Chante Black	69
2009-10	Krystal Thomas	70
2010-11	Krystal Thomas	59

Minutes Per Game

1978-79	Leslie Earnhardt	33.4
1979-80	Barb Krause	32.3
1980-81	Barb Krause	33.5
1981-82	Stacy Hurd	31.8
1982-83	Jo Harlow	27.6
1983-84	Jo Harlow	34.6
1984-85	Maura Hertzog	31.9
1985-86	Chris Moreland	30.6
1986-87	Katie Meier	33.7
1987-88	Leigh Morgan	31.9
1988-89	Robin Baker	33.0
1989-90	Katie Meier	36.0
1990-91	Traci Williams	32.3
1991-92	Robin Baker	28.7
1992-93	Missy Anderson	31.4
1993-94	Nicole Johnson	26.2
1994-95	Ali Day	32.6
1995-96	Kira Orr	34.9
1996-97	Hilary Howard	34.3
1997-98	Nicole Erickson	31.8
1998-99	Nicole Erickson	28.6
1999-00	Georgia Schweitzer	31.4
2000-01	Georgia Schweitzer	32.4
2001-02	Alana Beard	33.1
2002-03	Alana Beard	31.4
2003-04	Alana Beard	31.4
2004-05	Wanisha Smith	32.3
2005-06	Lindsey Harding	28.9
2006-07	Lindsey Harding	30.4
2007-08	Abby Waner	29.7
2008-09	Abby Waner	31.5
2009-10	Jasmine Thomas	32.4
2010-11	Jasmine Thomas	32.6

Missy Anderson #20

Year	G-GS	Min-Avg	FG-FGA	Pct	3P-3PA	Pct	FT-FTA	Pct	Reb	Avg	PF--FO	AST	TO	BS	ST	Pts	Avg
1990-91	18-1	88-4.9	6-25	.240	0-2	.000	1-4	.250	7	0.4	6-0	3	10	0	4	13	0.7
1991-92	28-17	481-17.2	23-65	.354	2-8	.250	19-30	.633	47	1.7	38-1	29	47	0	30	67	2.4
1992-93	27-26	849-31.4	56-157	.357	6-23	.261	43-63	.683	105	3.9	61-0	102	90	0	63	161	6.0
1993-94	27-27	662-24.5	44-130	.338	12-43	.279	24-41	.585	66	2.4	46-0	90	51	2	51	124	4.6
Career	100-71	2080-20.8	129-377	.342	20-76	.263	87-138	.630	225	2.3	151-1	224	198	2	148	365	3.7

Paula Anderson #4

Year	G-GS	Min-Avg	FG-FGA	Pct	3P-3PA	Pct	FT-FTA	Pct	Reb	Avg	PF--FO	AST	TO	BS	ST	Pts	Avg
1984-85	25-0	234-9.4	19-44	.432	0-0	.000	17-25	.680	47	1.9	27-0	15	23	3	5	55	2.2
1985-86	30-27	809-27.0	98-222	.441	0-0	.000	37-60	.617	148	4.9	92-3	71	89	7	36	233	7.8
1986-87	26-25	762-29.3	101-231	.437	0-0	.000	30-47	.638	139	5.3	58-1	44	74	2	23	232	8.9
1987-88	28-28	879-31.4	104-276	.377	6-17	.353	52-71	.732	132	4.7	89-5	110	90	12	36	266	9.5
Career	109-80	2684-24.6	322-773	.417	6-17	.353	136-203	.670	466	4.3	266-9	240	276	24	100	786	7.2

Missy Ayotte #35

Year	G-GS	Min-Avg	FG-FGA	Pct	3P-3PA	Pct	FT-FTA	Pct	Reb	Avg	PF--FO	AST	TO	BS	ST	Pts	Avg
1989-90	2-0	19-9.5	0-2	.000	0-0	.000	0-0	.000	3	1.5	1-0	2	0	0	0	0	0.0
Career	2-0	19-9.5	0-2	.000	0-0	.000	0-0	.000	3	1.5	1-0	2	0	0	0	0	0.0

Robin Baker #10

Year	G-GS	Min-Avg	FG-FGA	Pct	3P-3PA	Pct	FT-FTA	Pct	Reb	Avg	PF--FO	AST	TO	BS	ST	Pts	Avg
1988-89	25-24	824-33.0	61-157	.389	13-31	.419	42-56	.750	72	2.9	61-1	101	79	2	27	177	7.1
1989-90	4-0	24-6.0	3-8	.375	0-1	.000	1-3	.333	1	0.3	1-0	1	1	0	1	7	1.8
1990-91	28-26	877-31.3	53-171	.310	11-61	.180	70-92	.761	85	3.0	68-2	81	85	1	36	187	6.7
1991-92	25-20	717-28.7	94-238	.395	34-89	.382	66-86	.767	68	2.7	52-0	69	76	2	32	288	11.5
Career	82-70	2442-29.8	211-574	.368	58-182	.319	179-237	.755	226	2.8	182-3	252	241	5	96	659	8.0

Alison Bales #43

Year	G-GS	Min-Avg	FG-FGA	Pct	3P-3PA	Pct	FT-FTA	Pct	Reb	Avg	PF--FO	AST	TO	BS	ST	Pts	Avg
2003-04	24-0	237-9.9	29-52	.558	0-0	.000	20-29	.690	67	2.8	30-0	13	19	29	6	78	3.3
2004-05	36-33	876-24.3	106-221	.480	1-1	1.000	63-94	.670	236	6.6	73-0	67	35	134	17	276	7.7
2005-06	35-23	731-20.9	113-215	.526	0-0	.000	92-117	.786	236	6.7	64-0	40	44	120	42	318	9.1
2006-07	34-34	990-29.1	142-306	.464	1-2	.500	118-159	.742	265	7.8	79-1	67	68	151	39	403	11.9
Career	129-90	2834-22.0	390-794	.491	2-3	.667	293-399	.734	804	6.2	246-1	187	166	434	104	1075	8.3

Mistie Bass #1

Year	G-GS	Min-Avg	FG-FGA	Pct	3P-3PA	Pct	FT-FTA	Pct	Reb	Avg	PF--FO	AST	TO	BS	ST	Pts	Avg
2002-03	37-15	594-16.1	89-181	.492	0-0	.000	78-115	.678	138	3.7	76-2	28	38	26	24	256	6.9
2003-04	34-34	776-22.8	132-216	.611	0-0	.000	77-122	.631	182	5.4	84-0	26	51	42	31	341	10.0
2004-05	36-36	975-27.1	176-327	.538	0-1	.000	68-111	.613	258	7.2	79-0	64	63	30	41	420	11.7
2005-06	35-35	867-24.8	160-259	.618	0-0	.000	72-111	.649	222	6.3	75-1	57	69	33	31	392	11.2
Career	142-120	3212-22.6	557-983	.567	0-1	.000	295-459	.643	800	5.6	314-3	175	221	131	127	1409	9.9

Alana Beard #20

Year	G-GS	Min-Avg	FG-FGA	Pct	3P-3PA	Pct	FT-FTA	Pct	Reb	Avg	PF--FO	AST	TO	BS	ST	Pts	Avg
2000-01	30-30	893-29.8	194-379	.512	10-51	.196	111-141	.787	136	4.5	86-4	113	81	30	106	509	17.0
2001-02	35-35	1164-33.1	275-481	.572	25-66	.379	119-158	.753	213	6.1	88-2	154	93	25	114	694	19.8
2002-03	37-37	1161-31.4	294-558	.527	24-85	.282	201-259	.776	256	6.9	98-0	110	87	48	104	813	22.0
2003-04	34-34	1067-31.4	242-488	.496	36-115	.313	151-194	.778	184	5.4	74-0	132	76	46	80	671	19.7
Career	136-136	4285-31.5	1005-1906	.527	95-317	.300	582-752	.774	789	5.8	346-6	509	337	149	404	2687	19.8

Betsy Bergeron #40

Year	G-GS	Min-Avg	FG-FGA	Pct	3P-3PA	Pct	FT-FTA	Pct	Reb	Avg	PF--FO	AST	TO	BS	ST	Pts	Avg
1977-78	19-6	---	11-42	.262	0-0	.000	8-12	.667	30	1.6	0-0	33	0	0	0	30	1.6
1978-79	16-1	---	10-27	.370	0-0	.000	0-5	.000	7	0.4	8-0	9	0	0	0	20	1.3
Career	35-7	---	21-69	.304	0-0	.000	8-17	.471	37	1.1	8-0	42	0	0	0	50	1.4

Chante Black #11

Year	G-GS	Min-Avg	FG-FGA	Pct	3P-3PA	Pct	FT-FTA	Pct	Reb	Avg	PF--FO	AST	TO	BS	ST	Pts	Avg
2004-05	34-3	641-18.9	87-165	.527	0-0	.000	36-70	.514	260	7.6	64-0	39	57	46	28	210	6.2
2005-06	34-12	636-18.7	109-202	.540	0-0	.000	49-84	.583	208	6.1	90-1	20	57	65	28	267	7.9
2006-07		Medical Redshirt															
2007-08	35-35	953-27.2	191-364	.525	0-0	.000	112-144	.778	249	7.1	84-1	49	77	81	49	494	14.1
2008-09	33-33	949-28.8	178-366	.486	0-3	.000	111-153	.725	278	8.4	75-3	49	85	69	47	467	14.2
Career	136-83	3179-23.4	565-1097	.515	0-3	.000	308-451	.683	995	7.3	313-5	157	276	261	152	1438	10.6

Payton Black #33

Year	G-GS	Min-Avg	FG-FGA	Pct	3P-3PA	Pct	FT-FTA	Pct	Reb	Avg	PF--FO	AST	TO	BS	ST	Pts	Avg
1995-96	33-0	625-18.9	132-231	.571	0-0	.000	86-133	.647	170	5.2	94-3	19	63	23	20	350	10.6
1996-97	29-29	798-27.5	160-310	.516	0-0	.000	78-117	.667	172	5.9	91-2	47	59	27	32	398	13.7
1997-98	30-19	594-19.8	124-227	.546	0-0	.000	67-112	.598	107	3.6	65-0	24	57	25	21	315	10.5
1998-99	35-1	412-11.6	94-168	.560	0-1	.000	61-81	.753	92	2.6	61-2	14	33	3	13	249	7.1
Career	127-49	2429-19.1	510-936	.545	0-1	.000	292-443	.659	541	4.3	311-7	104	212	78	86	1312	10.3

Zeki Blanding #22

Year	G-GS	Min-Avg	FG-FGA	Pct	3P-3PA	Pct	FT-FTA	Pct	Reb	Avg	PF--FO	AST	TO	BS	ST	Pts	Avg
1991-92	24-0	207-8.6	51-117	.436	0-0	.000	17-25	.680	42	1.8	30-0	3	22	9	7	119	5.0
1992-93	24-8	501-20.9	118-242	.488	0-0	.000	13-33	.394	117	4.9	73-6	10	37	23	18	249	10.4
1993-94	27-17	449-16.6	98-215	.456	0-0	.000	22-47	.468	122	4.5	56-0	16	46	20	18	218	8.1
1994-95	25-0	236-9.4	46-97	.474	0-0	.000	22-40	.550	71	2.8	36-0	7	21	10	7	114	4.6
Career	100-25	1393-13.9	313-671	.466	0-0	.000	74-145	.510	352	3.5	195-6	36	126	62	50	700	7.0

Joanne Boyle #23

Year	G-GS	Min-Avg	FG-FGA	Pct	3P-3PA	Pct	FT-FTA	Pct	Reb	Avg	PF--FO	AST	TO	BS	ST	Pts	Avg
1981-82	20-1	---	9-32	.281	0-0	.000	3-7	.429	19	1.0	13-0	3	0	0	0	21	1.1
1982-83	20-1	74-3.7	26-69	.377	0-0	.000	14-21	.667	41	2.1	23-1	11	11	1	10	66	3.3
1983-84	27-3	449-16.6	56-155	.361	0-0	.000	41-55	.745	82	3.0	51-1	34	50	5	28	153	5.7
1984-85	27-4	770-28.5	151-317	.476	0-0	.000	59-90	.656	85	3.1	86-5	80	78	19	75	361	13.4
Career	94-9	1293-17.5	242-573	.422	0-0	.000	117-173	.676	227	2.4	173-7	128	139	25	113	601	6.4

Susan Brandau #31

Year	G-GS	Min-Avg	FG-FGA	Pct	3P-3PA	Pct	FT-FTA	Pct	Reb	Avg	PF--FO	AST	TO	BS	ST	Pts	Avg
1991-92	26-5	299-11.5	10-24	.417	1-2	.500	11-25	.440	23	0.9	27-1	36	44	1	13	32	1.2
1992-93	27-1	310-11.5	13-30	.433	2-4	.500	12-23	.522	29	1.1	39-0	50	46	2	36	40	1.5
1993-94	10-0	66-6.6	4-9	.444	0-1	.000	2-2	1.000	8	0.8	4-0	9	7	0	6	10	1.0
1994-95	28-2	290-10.4	5-19	.263	2-7	.286	9-11	.818	24	0.9	22-1	42	35	0	16	21	0.8
Career	91-8	965-10.6	32-82	.390	5-14	.357	34-61	.557	84	0.9	92-2	137	132	3	71	103	1.1

Katie Brodnik #30

Year	G-GS	Min-Avg	FG-FGA	Pct	3P-3PA	Pct	FT-FTA	Pct	Reb	Avg	PF--FO	AST	TO	BS	ST	Pts	Avg
1995-96	13-0	82-6.3	2-10	.200	0-0	.000	0-1	.000	10	0.8	6-0	8	6	3	4	4	0.3
1996-97	10-0	34-3.4	3-7	.429	0-0	.000	1-3	.333	6	0.6	2-0	2	3	0	1	7	0.7
Career	23-0	116-5.0	5-7	.294	0-0	.000	1-4	.250	16	0.7	8-0	10	9	3	5	11	0.5

LaNedra Brown #32

Year	G-GS	Min-Avg	FG-FGA	Pct	3P-3PA	Pct	FT-FTA	Pct	Reb	Avg	PF--FO	AST	TO	BS	ST	Pts	Avg
1999-00	18-0	133-7.4	18-29	.621	0-0	.000	5-12	.417	26	1.4	20-0	5	14	8	4	41	2.3
2000-01	17-0	122-6.6	19-30	.633	0-0	.000	11-17	.647	32	1.9	22-0	1	12	1	5	49	2.9
Career	35-0	245-7.0	37-59	.627	0-0	.000	16-29	.552	58	1.7	42-0	6	26	9	9	90	2.6

Shaeeta Brown #32

Year	G-GS	Min-Avg	FG-FGA	Pct	3P-3PA	Pct	FT-FTA	Pct	Reb	Avg	PF--FO	AST	TO	BS	ST	Pts	Avg
1993-94	19-0	139-7.3	17-37	.459	0-1	.000	13-25	.520	17	0.9	15-0	13	19	0	12	47	2.5
1994-95	29-0	339-11.7	33-73	.452	0-1	.000	11-33	.333	59	2.0	31-0	38	25	1	20	77	2.7
1996-97	13-1	78-6.0	4-11	.364	0-0	.000	0-1	.000	9	0.7	6-0	6	7	0	3	8	0.6
1997-98	19-1	131-6.9	10-28	.357	0-1	.000	2-7	.286	24	1.3	5-0	5	11	0	7	22	1.2
Career	80-2	687-8.6	64-149	.430	0-3	.000	26-66	.394	109	1.4	57-0	62	62	1	42	154	1.9

Peppi Browne #10

Year	G-GS	Min-Avg	FG-FGA	Pct	3P-3PA	Pct	FT-FTA	Pct	Reb	Avg	PF--FO	AST	TO	BS	ST	Pts	Avg
1996-97	30-15	742-24.7	69-161	.429	6-27	.222	65- 87	.747	122	4.1	60-3	64	61	9	43	209	7.0
1997-98	32-32	875-27.3	136-253	.538	1-5	.200	70-109	.642	197	6.2	90-3	54	93	6	61	343	10.7
1998-99	35-33	882-25.2	112-240	.467	3-10	.300	79-111	.712	222	6.3	66-1	66	90	14	52	306	8.7
1999-00	20-20	616-30.8	100-211	.474	1-6	.167	73-92	.793	136	6.8	46-1	50	61	10	61	274	13.7
Career	117-100	3115-26.6	417-865	.482	11-48	.229	287-399	.719	677	5.8	262-8	234	305	39	217	1132	9.7

Liz Bulger #34

Year	G-GS	Min-Avg	FG-FGA	Pct	3P-3PA	Pct	FT-FTA	Pct	Reb	Avg	PF--FO	AST	TO	BS	ST	Pts	Avg
1977-78	20-8	---	27-88	.307	0-0	.000	11- 37	.297	105	5.3	0-0	8	0	0	0	65	3.3
1978-79	22-1	---	27-75	.360	0-0	.000	11-32	.344	79	3.6	34-0	7	0	0	0	65	3.0
Career	42-9	---	54-163	.331	0-0	.000	22-69	.319	184	4.4	34-0	15	0	0	0	130	3.1

Tracy Carter #15

Year	G-GS	Min-Avg	FG-FGA	Pct	3P-3PA	Pct	FT-FTA	Pct	Reb	Avg	PF--FO	AST	TO	BS	ST	Pts	Avg
1988-89	8-0	13-1.6	0-0	.000	0-0	.000	0-0	.000	2	.3	3-0	0	1	0	0	0	0
Career	8-0	13-1.6	0-0	.000	0-0	.000	0-0	.000	2	.3	3-0	0	1	0	0	0	0

Joy Cheek #21

Year	G-GS	Min-Avg	FG-FGA	Pct	3P-3PA	Pct	FT-FTA	Pct	Reb	Avg	PF--FO	AST	TO	BS	ST	Pts	Avg
2006-07	33-0	519-15.7	64-142	.451	0-4	.000	48-64	.750	127	3.8	66-0	16	53	4	27	176	5.3
2007-08	35-24	783-22.3	138-269	.513	11-26	.423	47-69	.681	184	5.3	104-4	26	68	11	43	334	5.5
2008-09	33-16	720-21.8	111-284	.391	12-45	.267	47-67	.701	156	4.7	96-1	30	70	12	42	281	8.5
2009-10	36-36	986-27.1	137-364	.376	16-49	.327	67-98	.684	212	5.9	79-1	46	93	20	53	357	9.9
Career	137-76	2998-21.1	450-1059	.425	39-124	.315	209-298	.701	679	5.0	345-6	118	284	47	165	1148	8.4

Jennifer Chestnut #42

Year	G-GS	Min-Avg	FG-FGA	Pct	3P-3PA	Pct	FT-FTA	Pct	Reb	Avg	PF--FO	AST	TO	BS	ST	Pts	Avg
1980-81	22-5	314-14.3	57-105	.542	----	----	17-46	.369	103	4.6	44-0	3	37	9	15	131	6.9
1981-82	29-20	722-24.9	117-264	.443	----	----	54-100	.540	250	8.3	81-4	16	55	16	32	288	9.9
1982-83	22-20	325-23.2	130-249	.522	----	----	49-80	.613	163	7.4	59-2	27	34	5	16	309	14.0
1983-84	27-27	809-30.0	119-266	.447	----	----	57-116	.491	231	8.6	81-6	37	78	7	54	29	10.9
Career	100/74	2170-21.7	423-884	.479	----	----	177-342	.518	737	7.4	265-12	82	204	37	117	1023	10.2

Karima Christmas #13

Year	G-GS	Min-Avg	FG-FGA	Pct	3P-3PA	Pct	FT-FTA	Pct	Reb	Avg	PF--FO	AST	TO	BS	ST	Pts	Avg
2007-08	30-0	317-10.6	50-96	.521	0-6	.000	23-39	.590	78	2.6	32-0	15	19	5	24	123	4.1
2008-09	32-2	616-19.3	84-170	.494	17-37	.459	54-83	.651	135	4.2	53-1	32	35	8	44	239	7.5
2009-10	36-18	922-25.6	121-281	.431	24-84	.286	81-113	.717	189	5.3	80-0	53	49	26	79	347	9.6
2010-11	36-35	949-26.4	107-285	.375	15-71	.211	114-163	.699	227	6.3	73-0	60	76	13	57	343	9.5
Career	134-55	2804-20.9	362-832	.435	56-198	.283	272-398	.683	628	4.7	238-1	160	179	42	204	1052	7.9

Tracy Christopher #33

Year	G-GS	Min-Avg	FG-FGA	Pct	3P-3PA	Pct	FT-FTA	Pct	Reb	Avg	PF--FO	AST	TO	BS	ST	Pts	Avg
1985-86	23-0	179-7.8	26-55	.473	0-0	.000	13-22	.591	58	2.5	30-1	3	13	0	9	65	2.8
1986-87	27-2	257-9.5	23-53	.434	0-0	.000	13-24	.542	63	2.3	38-0	23	27	1	9	59	2.2
1987-88	28-5	355-12.7	30-66	.455	0-0	.000	10-26	.385	82	2.6	47-1	9	32	8	25	70	2.5
1988-89	28-28	882-31.5	95-189	.503	0-0	.000	49-86	.570	270	9.6	73-3	56	96	3	47	239	8.5
Career	106-35	1673-15.8	174-363	.479	0-0	.000	85-158	.538	473	4.5	188-5	91	168	12	90	433	4.1

Windsor Coggeshall #15

Year	G-GS	Min-Avg	FG-FGA	Pct	3P-3PA	Pct	FT-FTA	Pct	Reb	Avg	PF--FO	AST	TO	BS	ST	Pts	Avg
1993-94	20-0	184-9.2	22-63	.349	3-14	.214	5-6	.833	25	1.3	16-0	19	14	2	13	52	3.6
1994-95	24-0	271-11.3	38-103	.369	11-42	.262	11-16	.688	32	1.3	19-0	18	20	5	11	98	4.1
1995-96	25-16	567-22.7	74-173	.428	24-56	.429	4-9	.444	77	3.1	31-0	64	47	8	16	176	7.0
1999-97	27-15	408-15.1	46-105	.438	11-39	.282	0-1	.000	33	1.2	15-0	24	26	0	10	103	3.8
Career	96-31	1430-14.9	180-444	.405	49-151	.325	20-32	.625	167	1.7	81-0	125	107	15	50	429	4.5

Heather Conway #23

Year	G-GS	Min-Avg	FG-FGA	Pct	3P-3PA	Pct	FT-FTA	Pct	Reb	Avg	PF--FO	AST	TO	BS	ST	Pts	Avg
1980-81	5-1	---	13-23	.565	0-0	.000	11-21	.524	28	5.6	14-0	0	0	0	0	37	7.4
Career	5-1	---	13-23	.565	0-0	.000	11-21	.524	28	5.6	14-0	0	0	0	0	37	7.4

Jenny Copeland #12

Year	G-GS	Min-Avg	FG-FGA	Pct	3P-3PA	Pct	FT-FTA	Pct	Reb	Avg	PF--FO	AST	TO	BS	ST	Pts	Avg
1981-82	13-0	---	1-5	.200	0-0	.000	1-3	.333	3	0.2	3-0	2	0	0	0	3	.2
Career	13-0	---	1-5	.200	0-0	.000	1-3	.333	3	0.2	3-0	2	0	0	0	3	.2

Rometra Craig #5

Year	G-GS	Min-Avg	FG-FGA	Pct	3P-3PA	Pct	FT-FTA	Pct	Reb	Avg	PF--FO	AST	TO	BS	ST	Pts	Avg
2000-01	33-4	616-18.7	91-241	.378	34-62	.297	34-62	.548	71	2.2	57-0	40	65	2	36	238	7.2
2001-02	7-1	100-14.3	14-40	.350	7-12	.100	7-12	.583	12	1.7	20-0	9	11	1	9	36	5.1
Career	40-5	716-17.9	105-281	.374	41-74	.274	41-74	.554	83	2.1	77-0	49	76	3	45	274	6.9

Monique Currie #23

Year	G-GS	Min-Avg	FG-FGA	Pct	3P-3PA	Pct	FT-FTA	Pct	Reb	Avg	PF--FO	AST	TO	BS	ST	Pts	Avg
2001-02	35-22	971-27.7	178-360	.494	8-34	.235	138-179	.771	209	6.0	87-2	90	90	24	50	502	14.3
2002-03	Medical Redshirt																
2003-04	34-34	943-27.7	151-318	.475	10-42	.238	105-139	.755	208	6.1	103-4	101	83	28	53	417	12.6
2004-05	36-36	1127-31.3	218-489	.446	26-82	.317	168-215	.781	254	7.1	85-2	123	109	14	77	630	17.5
2005-06	35-35	972-27.8	202-425	.475	42-100	.420	127-155	.819	203	5.8	83-0	99	69	9	48	573	16.4
Career	140-127	4013-28.7	749-1592	.470	86-258	.333	538-688	.782	874	6.2	358-8	413	351	75	228	2122	15.2

Ali Day #52

Year	G-GS	Min-Avg	FG-FGA	Pct	3P-3PA	Pct	FT-FTA	Pct	Reb	Avg	PF--FO	AST	TO	BS	ST	Pts	Avg
1992-93	26-8	525-20.2	56-109	.514	0-1	.000	36-48	.750	95	3.7	58-1	24	60	5	20	148	5.7
1993-94	25-11	529-21.2	78-128	.609	0-1	.000	44-52	.846	97	3.9	39-0	18	37	2	25	200	8.0
1994-95	31-31	1012-32.6	190-342	.556	16-27	.593	103-124	.831	204	6.6	84-1	46	96	2	28	499	16.1
1995-96	33-33	975-29.5	149-302	.493	44-111	.396	46-63	.730	221	6.7	74-2	68	87	12	37	388	11.8
Career	115-83	3041-26.4	473-881	.537	60-140	.429	229-287	.798	617	5.4	255-4	156	280	21	110	1235	10.7

Leslie Earnhardt #21

Year	G-GS	Min-Avg	FG-FGA	Pct	3P-3PA	Pct	FT-FTA	Pct	Reb	Avg	PF--FO	AST	TO	BS	ST	Pts	Avg
1978-79	20-20	---	101-209	.483	0-0	.0	17-23	.739	115	5.8	34-0	37	0	0	0	219	11.0
1979-80	27-18	---	80-184	.435	0-0	.0	24-48	.632	123	4.6	45-0	23	0	0	0	184	6.8
Career	47-38	---	181-393	.461	0-0	.0	41-61	.672	238	5.1	79-0	60	0	0	0	403	8.6

Ruth Ellis #42

Year	G-GS	Min-Avg	FG-FGA	Pct	3P-3PA	Pct	FT-FTA	Pct	Reb	Avg	PF--FO	AST	TO	BS	ST	Pts	Avg
1977-78	20-15	---	58-156	.372	0-0	.000	48-64	.750	76	3.8	0-0	20	0	0	0	164	8.2
Career	20-0	---	58-156	.372	0-0	.000	48-64	.750	76	3.8	0-0	20	0	0	0	164	8.2

Nicole Erickson #22

Year	G-GS	Min-Avg	FG-FGA	Pct	3P-3PA	Pct	FT-FTA	Pct	Reb	Avg	PF--FO	AST	TO	BS	ST	Pts	Avg
1997-98	32-31	1017-31.8	129-321	.402	60-156	.385	92-105	.876	88	2.8	59-1	104	80	5	39	410	12.8
1998-99	34-28	974-28.6	123-288	.427	62-153	.405	69-78	.885	108	3.2	79-3	108	65	2	27	377	11.1
Career	66-59	1991-30.2	252-609	.414	122-309	.395	161-183	.880	196	3.0	138-4	212	145	7	66	787	11.9

Valerie Evans #30

Year	G-GS	Min-Avg	FG-FGA	Pct	3P-3PA	Pct	FT-FTA	Pct	Reb	Avg	PF--FO	AST	TO	BS	ST	Pts	Avg
1990-1991	26-0	149-5.7	16-28	.571	0-0	.000	7-11	.636	44	1.7	12-0	5	16	0	0	39	1.5
1992-1993	25-25	670-26.8	85-214	.397	0-1	.000	75-101	.743	153	6.1	64-2	21	43	11	14	245	9.8
1993-1994	18-6	193-10.7	22-59	.373	0-1	.000	14-23	.609	38	2.1	20-0	12	12	2	5	58	3.2
Career	69-31	1012-14.7	123-301	.409	0-2	.000	96-135	.711	235	3.4	96-2	38	71	13	19	342	5.0

Stephanie Fagerberg #21

Year	G-GS	Min-Avg	FG-FGA	Pct	3P-3PA	Pct	FT-FTA	Pct	Reb	Avg	PF--FO	AST	TO	BS	ST	Pts	Avg
1977-78	10-1	---	2-15	.133	0-0	.000	5-10	.500	5	0.5	0-0	0	0	0	0	9	0.9
Career	10-1	---	2-15	.133	0-0	.000	5-10	.500	5	0.5	0-0	0	0	0	0	9	0.9

Dade Fletcher #32

Year	G-GS	Min-Avg	FG-FGA	Pct	3P-3PA	Pct	FT-FTA	Pct	Reb	Avg	PF--FO	AST	TO	BS	ST	Pts	Avg
1987-88	14-0	40-2.9	3-4	.750	0-0	.000	6-9	.667	5	0.4	3-0	0	3	0	0	12	0.9
Career	14-0	40-2.9	3-4	.750	0-0	.000	6-9	.667	5	0.4	3-0	0	3	0	0	12	0.9

Jessica Foley #24

Year	G-GS	Min-Avg	FG-FGA	Pct	3P-3PA	Pct	FT-FTA	Pct	Reb	Avg	PF--FO	AST	TO	BS	ST	Pts	Avg
2002-03	32-0	246-13.3	61-147	.415	30-86	.349	22-26	.846	67	2.1	36-1	62	32	2	18	174	5.4
2003-04	34-0	563-16.6	66-190	.347	38-116	.328	17-20	.850	66	1.9	58-1	67	41	6	34	187	5.5
2004-05	34-32	1036-30.5	124-318	.390	68-191	.356	55-69	.797	137	4.0	74-2	122	73	9	64	371	10.9
2005-06	35-0	565-16.1	71-160	.444	39-97	.402	16-19	.842	57	1.6	47-1	59	47	3	28	197	5.6
Career	135-32	2590-19.2	322-815	.395	175-490	.357	110-134	.821	327	2.4	215-5	310	193	20	144	929	6.9

Jennifer Forte #34

Year	G-GS	Min-Avg	FG-FGA	Pct	3P-3PA	Pct	FT-FTA	Pct	Reb	Avg	PF--FO	AST	TO	BS	ST	Pts	Avg
1996-97	18-2	136-7.6	8-26	.308	0-0	.000	23-34	.676	40	2.2	29-0	4	19	1	4	39	2.2
1997-98	4-0	9-2.3	1-1	1.000	0-0	.000	0-0	.000	1	0.3	0-0	0	2	0	0	2	0.5
Career	22-2	145-6.6	9-27	.333	0-0	.000	23-34	.676	41	1.9	29-0	4	21	1	4	41	1.9

Kathy Friend #34

Year	G-GS	Min-Avg	FG-FGA	Pct	3P-3PA	Pct	FT-FTA	Pct	Reb	Avg	PF--FO	AST	TO	BS	ST	Pts	Avg
1977-78	14-8	---	50-125	.400	0-0	.000	10-13	.769	26	1.9	0-0	9	0	0	0	110	7.9
1978-79	10-0	---	5-23	.217	0-0	.000	0-0	.000	18	1.8	2-0	3	0	0	0	10	1.0
Career	24-8	---	55-148	.372	0-0	.000	10-13	.769	44	1.8	2-0	12	0	0	0	120	5.0

Carrem Gay #30

Year	G-GS	Min-Avg	FG-FGA	Pct	3P-3PA	Pct	FT-FTA	Pct	Reb	Avg	PF--FO	AST	TO	BS	ST	Pts	Avg
2005-06	26-0	229-8.8	40-64	.625	0-0	.000	16-25	.640	62	2.4	21-0	8	17	13	20	96	3.7
2006-07	34-34	791-23.3	122-210	.581	0-0	.000	55-74	.743	198	5.8	86-2	35	70	21	48	299	8.8
2007-08	35-11	676-19.3	96-201	.478	0-6	.000	40-67	.597	178	5.8	79-1	33	54	23	56	232	6.6
2008-09	33-28	673-20.4	89-198	.449	5-15	.333	36-52	.692	168	5.1	67-0	25	49	23	56	219	6.6
Career	128-73	2369-18.5	347-673	.516	5-21	.238	147-218	.674	606	5.1	253-3	101	190	80	180	846	6.6

Lello Gebisa #20

Year	G-GS	Min-Avg	FG-FGA	Pct	3P-3PA	Pct	FT-FTA	Pct	Reb	Avg	PF--FO	AST	TO	BS	ST	Pts	Avg
1999-00	15-0	81-5.4	13-27	.481	0-0	.000	7-11	.636	16	1.1	12-0	4	8	2	1	33	2.2
2000-01	18-0	80-4.4	7-17	.412	0-0	.000	3-7	.429	20	1.1	9-0	3	17	6	2	17	0.9
Career	33-0	161-4.9	20-44	.455	0-0	.000	10-18	.556	36	1.1	21-0	7	25	8	3	50	1.5

Krista Gingrich #21

Year	G-GS	Min-Avg	FG-FGA	Pct	3P-3PA	Pct	FT-FTA	Pct	Reb	Avg	PF--FO	AST	TO	BS	ST	Pts	Avg
1998-99	34-0	509-15.0	62-160	.388	29-72	.403	34-45	.756	70	2.1	40-0	65	48	1	14	187	5.5
1999-00	33-23	796-24.1	79-237	.333	39-116	.336	64-88	.727	71	2.2	64-1	100	76	0	43	261	7.9
2000-01	19-0	122-6.4	6-28	.214	3-17	.176	6-6	1.000	12	0.6	11-0	14	19	1	2	21	1.1
2001-02	34-3	589/17.3	61-147	.415	53-114	.465	23-26	.885	58	1.7	50-0	88	55	3	14	198	5.8
Career	120-26	2016/16.8	208-572	.364	124-319	.389	127-165	.770	211	1.8	165-1	267	198	5	73	667	5.6

Carol Giordano #25

Year	G-GS	Min-Avg	FG-FGA	Pct	3P-3PA	Pct	FT-FTA	Pct	Reb	Avg	PF--FO	AST	TO	BS	ST	Pts	Avg
1977-78	16-0	---	11-50	.220	0-0	.000	8-15	.533	26	1.6	0-0	1	0	0	0	30	1.9
Career	16-0	---	11-50	.220	0-0	.000	8-15	.533	26	1.6	0-0	1	0	0	0	30	1.9

Connie Goins #32

Year	G-GS	Min-Avg	FG-FGA	Pct	3P-3PA	Pct	FT-FTA	Pct	Reb	Avg	PF--FO	AST	TO	BS	ST	Pts	Avg
1982-83	19-16	381-20.1	71-159	.447	0-0	.000	37-50	.740	80	4.2	25-0	39	32	3	21	179	9.4
1983-84	27-25	668-24.7	91-192	.474	0-0	.000	66-92	.717	95	3.5	29-1	60	55	2	28	248	9.2
1984-85	27-27	838-31.0	124-255	.486	0-0	.000	86-106	.811	140	5.2	32-0	71	67	2	36	334	12.4
1985-86	28-28	821-29.3	142-300	.473	0-0	.000	95-126	.754	146	5.2	34-0	127	67	10	35	379	13.5
Career	101-96	2708-26.8	428-906	.472	0-0	.000	284-374	.759	461	4.6	120-1	297	221	17	120	1140	11.3

Chelsea Gray #12

Year	G-GS	Min-Avg	FG-FGA	Pct	3P-3PA	Pct	FT-FTA	Pct	Reb	Avg	PF--FO	AST	TO	BS	ST	Pts	Avg
2010-11	34-18	721-21.2	99-229	.432	33-83	.398	66-82	.805	113	3.3	49-0	86	62	7	66	297	8.7
Career	34-18	721-21.2	99-229	.432	33-83	.398	66-82	.805	113	3.3	49-0	86	62	7	66	297	8.7

Jeanne Griffin #33

Year	G-GS	Min-Avg	FG-FGA	Pct	3P-3PA	Pct	FT-FTA	Pct	Reb	Avg	PF--FO	AST	TO	BS	ST	Pts	Avg
1978-79	9-0	155-7.8	3-20	.150	0-0	.000	1-2	.500	15	1.7	8-0	1	0	0	0	7	0.8
Career	9-0	155-7.8	3-20	.150	0-0	.000	1-2	.500	15	1.7	8-0	1	0	0	0	7	0.8

Olga Gvozdenovic #24

Year	G-GS	Min-Avg	FG-FGA	Pct	3P-3PA	Pct	FT-FTA	Pct	Reb	Avg	PF--FO	AST	TO	BS	ST	Pts	Avg
1999-00	20-1	155-7.8	12-29	.414	0-0	.000	16-19	.842	27	1.4	24-0	6	16	0	5	40	2.0
2000-01	16-0	100-6.3	10-20	.500	0-0	.000	9-15	.600	27	1.7	25-0	5	10	0	2	29	1.8
Career	36-1	255-7.1	22-49	.449	0-0	.000	25-34	.735	54	1.5	49-0	11	26	0	7	69	1.9

Tyish Hall #24

Year	G-GS	Min-Avg	FG-FGA	Pct	3P-3PA	Pct	FT-FTA	Pct	Reb	Avg	PF--FO	AST	TO	BS	ST	Pts	Avg
1993-94	23-3	290-12.6	55-93	.591	0-0	.000	29-39	.744	75	3.3	40-0	19	20	13	18	139	6.0
1994-95	31-30	805-26.0	124-199	.623	0-0	.000	43-70	.614	197	6.4	85-1	46	58	26	33	291	9.4
1995-96	33-33	982-29.8	216-330	.655	0-0	.000	65-93	.699	232	7.0	92-3	44	62	44	39	497	15.1
1996-97	22-21	359-16.3	149-240	.617	0-0	.000	63-88	.716	128	5.8	59-4	26	50	13	34	359	16.3
Career	109-87	2436-22.3	543-862	.630	0-0	.000	200-290	.690	632	5.8	276-8	135	190	96	124	1286	11.8

Lynne Hanrahan #42

Year	G-GS	Min-Avg	FG-FGA	Pct	3P-3PA	Pct	FT-FTA	Pct	Reb	Avg	PF--FO	AST	TO	BS	ST	Pts	Avg
1985-86	10-0	23-2.3	0-4	.000	0-0	.000	2-3	.667	5	0.5	1-0	0	0	0	0	2	0.2
Career	10-0	23-2.3	0-4	.000	0-0	.000	2-3	.667	5	0.5	1-0	0	0	0	0	2	0.2

Lindsey Harding #10

Year	G-GS	Min-Avg	FG-FGA	Pct	3P-3PA	Pct	FT-FTA	Pct	Reb	Avg	PF--FO	AST	TO	BS	ST	Pts	Avg
2002-03	37-16	958-25.9	84-192	.438	1-13	.077	62-81	.765	145	3.9	63-1	124	59	9	68	231	6.2
2003-04	34-33	1003-29.5	83-181	.459	7-29	.241	57-87	.655	154	4.5	60-1	168	76	2	67	230	6.8
2004-05	Redshirt Season																
2005-06	35-35	1012-28.9	138-287	.481	23-56	.411	75-96	.781	130	3.7	48-1	156	84	4	75	374	10.7
2006-07	34-34	1035-30.4	169-381	.444	24-63	.381	101-135	.748	136	4.0	49-0	131	77	10	51	463	13.6
Career	140-118	4008-28.6	474-1041	.455	55-161	.342	295-399	.739	565	4.0	220-3	579	296	25	261	1298	9.3

Jo Harlow #34

Year	G-GS	Min-Avg	FG-FGA	Pct	3P-3PA	Pct	FT-FTA	Pct	Reb	Avg	PF--FO	AST	TO	BS	ST	Pts	Avg
1980-81	23-0	---	38-71	.535	0-0	.000	8-12	.667	51	2.2	17-0	8	0	0	0	84	3.7
1982-83	29-20	---	87-216	.403	0-0	.000	48-70	.686	187	6.4	52-0	44	0	0	0	222	7.7
1983-84	25-23	478-19.1	89-202	.441	0-0	.000	27-31	.871	147	5.9	51-1	47	33	2	25	205	8.2
1984-95	27-27	933-34.6	110-231	.476	0-0	.000	39-58	.672	169	6.3	50-3	60	46	2	30	259	9.6
Career	104-70	1411-27.14	324-720	.450	0-0	.000	122-171	.713	554	5.3	170-4	159	79	4	55	770	7.4

Sue Harnett #23

Year	G-GS	Min-Avg	FG-FGA	Pct	3P-3PA	Pct	FT-FTA	Pct	Reb	Avg	PF--FO	AST	TO	BS	ST	Pts	Avg
1986-87	29-8	613-21.1	122-248	.492	0-0	.000	46-64	.719	168	5.8	64-0	30	33	37	7	290	10.0
1987-88	28-23	756-27.0	157-316	.497	0-1	.000	74-112	.661	218	7.8	79-3	36	78	36	13	388	13.9
1988-89	27-26	816-30.2	211-393	.537	0-0	.000	104-154	.675	222	8.2	78-1	41	73	21	40	526	19.5
1989-90	5-5	138-27.6	43-66	.652	0-0	.000	5-11	.455	44	8.8	19-2	3	18	4	4	91	18.2
1990-91	28-28	897-32.0	194-362	.536	0-0	.000	102-143	.713	247	8.8	69-3	54	88	32	22	490	17.5
Career	117-90	3220-27.5	727-1385	.525	0-1	.000	331-484	.684	899	7.7	309-9	164	290	130	86	1785	15.3

Allison Hart #40

Year	G-GS	Min-Avg	FG-FGA	Pct	3P-3PA	Pct	FT-FTA	Pct	Reb	Avg	PF--FO	AST	TO	BS	ST	Pts	Avg
1981-82	17-0	---	23-53	.434	0-0	.0	11-17	.647	54	3.2	28-0	7	0	0	0	57	3.4
1982-83	15-0	51-3.4	5-14	.357	0-0	.0	8-9	.889	17	1.1	10-0	3	4	0	0	18	1.2
1983-94	21-0	89-4.2	9-21	.429	0-0	.0	14-22	.636	25	1.2	14-0	2	15	0	1	32	1.5
Career	53-0	140-3.8	37-88	.420	0-0	.0	33-48	.688	96	1.8	52-0	12	19	0	1	107	2.0

Maureen Hathorn #33

Year	G-GS	Min-Avg	FG-FGA	Pct	3P-3PA	Pct	FT-FTA	Pct	Reb	Avg	PF--FO	AST	TO	BS	ST	Pts	Avg
1977-78	19-6	---	29-99	.293	0-0	.000	13-25	.520	86	4.5	0-0	3	0	0	0	71	3.7
Career	19-6	---	29-99	.293	0-0	.000	13-25	.520	86	4.5	0-0	3	0	0	0	71	3.7

Janee Hayes #42

Year	G-GS	Min-Avg	FG-FGA	Pct	3P-3PA	Pct	FT-FTA	Pct	Reb	Avg	PF--FO	AST	TO	BS	ST	Pts	Avg
1998-99	15-0	75-5.0	12-23	.522	0-0	.000	9-17	.529	22	1.5	7-0	0	3	1	3	33	2.2
1999-00	30-1	286-9.5	23-53	.434	0-0	.000	34-51	.667	61	2.0	13-0	5	20	2	9	80	2.7
Career	45-1	361-8.0	35-76	.461	0-0	.000	43-69	.632	83	1.8	20-0	5	23	3	12	113	2.5

Ada Healey #52

Year	G-GS	Min-Avg	FG-FGA	Pct	3P-3PA	Pct	FT-FTA	Pct	Reb	Avg	PF--FO	AST	TO	BS	ST	Pts	Avg
1980-81	23-9	---	58-146	.397	0-0	.000	30-41	.732	82	3.6	47-1	19	0	0	0	146	6.3
Career	23-9	---	58-146	.397	0-0	.000	30-41	.732	82	3.6	47-1	19	0	0	0	146	6.3

Juanita Hepburn #55

Year	G-GS	Min-Avg	FG-FGA	Pct	3P-3PA	Pct	FT-FTA	Pct	Reb	Avg	PF--FO	AST	TO	BS	ST	Pts	Avg
1997-98	11-0	47-4.3	10-20	.500	0-0	.000	9-14	.643	21	1.9	8-0	3	4	1	4	29	2.6
Career	11-0	47-4.3	10-20	.500	0-0	.000	9-14	.643	21	1.9	8-0	3	4	1	4	29	2.6

Maura Hertzog #23

Year	G-GS	Min-Avg	FG-FGA	Pct	3P-3PA	Pct	FT-FTA	Pct	Reb	Avg	PF--FO	AST	TO	BS	ST	Pts	Avg
1981-82	28-22	---	95-213	.446	0-0	.000	15-21	.714	74	2.6	59-1	69	0	0	0	205	7.3
1982-83	22-9	253-11.5	56-113	.496	0-0	.000	16-18	.889	43	2.0	41-2	38	34	0	31	128	5.8
1983-84	27-27	879-32.6	78-180	.433	0-0	.000	24-33	.727	62	2.3	69-0	72	91	11	65	180	6.7
1984-85	27-27	861-31.9	79-175	.451	0-0	.000	29-42	.690	73	2.7	59-0	79	78	8	53	187	6.9
Career	104-85	1993-30.2	308-681	.452	0-0	.000	84-114	.737	252	2.4	228-3	258	203	19	149	700	6.7

Chelsea Hopkins #1

Year	G-GS	Min-Avg	FG-FGA	Pct	3P-3PA	Pct	FT-FTA	Pct	Reb	Avg	PF--FO	AST	TO	BS	ST	Pts	Avg
2008-09	20-0	163-8.2	14-27	.519	1-1	1.000	24-32	.750	22	1.1	8-0	12	23	0	16	53	2.7
2009-10	26-0	213-8.2	10-27	.370	2-7	.286	9-17	.529	25	1.0	16-0	19	25	0	18	31	1.2
Career	46-0	376-8.2	24-54	.444	3-8	.375	33-49	.673	47	1.0	24-0	31	48	0	34	84	1.8

Hilary Howard #11

Year	G-GS	Min-Avg	FG-FGA	Pct	3P-3PA	Pct	FT-FTA	Pct	Reb	Avg	PF--FO	AST	TO	BS	ST	Pts	Avg
1995-96	23-12	650-28.3	39-101	.386	9-34	.265	19-30	.633	73	3.2	44-1	91	43	0	19	106	4.6
1996-97	30-30	1028-34.3	85-232	.366	30-89	.337	55-73	.753	83	2.8	45-1	149	97	2	38	255	8.5
1997-98	32-32	1002-31.3	115-253	.455	42-104	.404	42-59	.712	109	3.4	45-0	140	64	2	42	314	9.8
1998-99	36-36	1079-30.0	110-291	.378	51-127	.402	40-53	.755	116	3.2	57-0	153	85	2	45	311	8.6
Career	121-110	3759-31.1	349-877	.398	132-354	.373	156-215	.726	381	3.1	191-2	533	289	6	144	986	8.1

Caitlin Howe #32

Year	G-GS	Min-Avg	FG-FGA	Pct	3P-3PA	Pct	FT-FTA	Pct	Reb	Avg	PF--FO	AST	TO	BS	ST	Pts	Avg
2003-04	16-0	95-5.9	10-29	.345	5-18	.278	1-1	1.000	10	0.6	7-0	7	5	0	2	26	14.6
2004-05	11-1	173-15.7	17-57	.298	10-41	.244	4-5	.800	14	1.3	12-0	13	13	0	10	48	4.4
Career	27-1	268-9.9	27-86	.314	15-59	.244	5-6	.833	24	0.9	19-0	20	18	0	12	74	2.7

Brittany Hunter #44

Year	G-GS	Min-Avg	FG-FGA	Pct	3P-3PA	Pct	FT-FTA	Pct	Reb	Avg	PF--FO	AST	TO	BS	ST	Pts	Avg
2003-04	27-0	424-15.7	96-172	.558	0-0	.000	26-52	.500	131	4.9	58-1	20	41	33	22	218	8.1
Career	27-0	424-15.7	96-172	.558	0-0	.000	26-52	.500	131	4.9	58-1	20	41	33	22	218	8.1

Kim Hunter #20

Year	G-GS	Min-Avg	FG-FGA	Pct	3P-3PA	Pct	FT-FTA	Pct	Reb	Avg	PF--FO	AST	TO	BS	ST	Pts	Avg
1983-84	21-0	152-7.2	15-47	.319	0-0	.000	8-10	.800	9	0.4	25-0	10	21	0	30	38	1.8
1984-85	19-0	221-11.6	19-52	.365	0-0	.000	11-15	.733	23	1.2	16-0	32	35	0	13	49	2.6
1985-86	30-26	633-21.1	32-99	.323	0-0	.000	20-33	.606	32	1.1	65-2	59	61	0	28	84	2.8
1986-87	29-13	489-16.9	26-68	.382	0-0	.000	18-24	.750	47	1.6	47-2	45	53	0	16	70	2.4
Career	99-39	1495-15.1	92-266	.346	0-0	.000	57-82	.695	111	1.1	153-4	146	170	0	87	241	2.4

Stacy Hurd #50

Year	G-GS	Min-Avg	FG-FGA	Pct	3P-3PA	Pct	FT-FTA	Pct	Reb	Avg	PF--FO	AST	TO	BS	ST	Pts	Avg
1980-81	25-25	---	138-278	.496	0-0	.000	49-67	.731	174	7.0	64-1	18	---	---	---	325	13.0
1981-82	29-24	---	178-403	.442	0-0	.000	39-66	.591	192	6.6	77-3	29	---	---	---	395	13.6
1982-83	25-9	361-14.4	147-294	.500	0-0	.000	44-61	.721	138	5.5	38-1	24	30	4	8	338	13.5
1983-84	25-6	496-19.8	78-194	.402	0-0	.000	27-32	.844	91	3.6	21-0	26	39	11	15	183	7.3
Career	104-64	857-17.14	541-1169	.463	0-0	.000	159-226	.704	595	5.7	200-5	97	69	15	23	1241	11.9

Keturah Jackson #31

Year	G-GS	Min-Avg	FG-FGA	Pct	3P-3PA	Pct	FT-FTA	Pct	Reb	Avg	PF--FO	AST	TO	BS	ST	Pts	Avg
2006-07	23-0	205-8.9	17-42	.405	0-0	.000	11-18	.611	41	1.8	23-0	14	16	2	12	45	2.0
2007-08	35-10	594-17.0	60-143	.420	2-9	.222	23-46	.500	108	3.1	64-2	28	55	12	56	145	4.1
2008-09	32-16	583-18.2	39-118	.331	3-11	.273	18-35	.514	94	2.9	53-1	50	52	5	41	99	3.1
2009-10	36-33	956-26.6	83-202	.411	13-45	.289	32-56	.571	129	3.6	78-1	93	81	16	83	211	5.9
Career	126-59	2338-18.6	199-505	.394	18-65	.277	84-155	.542	372	3.0	218-4	185	204	35	192	500	4.0

Richa Jackson #15

Year	G-GS	Min-Avg	FG-FGA	Pct	3P-3PA	Pct	FT-FTA	Pct	Reb	Avg	PF--FO	AST	TO	BS	ST	Pts	Avg
2010-11	28-3	292-10.4	35-88	.398	2-10	.200	21-31	.677	68	2.4	30-0	12	24	1	22	93	3.3
Career	28-3	292-10.4	35-88	.398	2-10	.200	21-31	.677	68	2.4	30-0	12	24	1	22	93	3.3

Nicole Johnson #40

Year	G-GS	Min-Avg	FG-FGA	Pct	3P-3PA	Pct	FT-FTA	Pct	Reb	Avg	PF--FO	AST	TO	BS	ST	Pts	Avg
1990-91	27-1	359-13.3	45-108	.417	0-0	.000	13-25	.520	48	1.8	30-0	18	29	8	8	103	3.8
1991-92	28-22	759-27.1	107-249	.430	0-0	.000	67-93	.720	113	4.0	75-2	55	73	24	27	281	10.0
1992-93	19-13	442-23.3	42-122	.344	0-0	.000	35-47	.745	39-53	92	4.8	31	43	11	21	119	6.3
1993-94	27-27	707-26.2	100-222	.450	0-0	.000	46-60	.767	108	4.0	53-1	73	57	19	27	246	9.1
Career	101-63	2267-22.4	294-701	.419	0-0	.000	161-225	.716	361	3.6	204-5	177	202	62	83	749	7.4

Takisha Jones #45

Year	G-GS	Min-Avg	FG-FGA	Pct	3P-3PA	Pct	FT-FTA	Pct	Reb	Avg	PF--FO	AST	TO	BS	ST	Pts	Avg
1995-96	16-0	87-5.4	13-25	.520	0-0	.000	3-14	.214	27	1.7	17-0	2	10	2	1	29	1.8
1996-97	19-0	135-7.1	17-33	.515	0-0	.000	5-16	.313	45	2.4	20-1	3	6	3	3	39	2.1
1997-98	18-0	86-4.8	8-29	.276	0-0	.000	4-13	.308	24	1.3	20-0	0	7	0	0	20	1.1
1998-99	9-0	34-3.8	7-14	.500	0-0	.000	5-7	.714	16	1.8	6-0	1	4	0	1	19	2.1
Career	62-0	342-5.5	45-101	.446	0-0	.000	17-50	.340	112	1.8	63-1	6	27	5	5	107	1.7

Rita Kalinowski #34

Year	G-GS	Min-Avg	FG-FGA	Pct	3P-3PA	Pct	FT-FTA	Pct	Reb	Avg	PF--FO	AST	TO	BS	ST	Pts	Avg
1984-85	13-0	64-4.9	8-22	.364	0-0	.000	1-6	.167	26	2.0	10-0	2	3	1	0	17	1.3
1985-86	20-1	151-7.6	8-31	.258	0-0	.000	2-5	.400	42	2.1	13-0	3	10	2	1	18	0.9
1986-87	15-0	44-2.9	0-5	.000	0-0	.000	0-2	.000	13	0.9	5-0	2	3	0	1	0	0.0
Career	48-1	259-5.4	16-58	.276	0-0	.000	3-13	.231	81	1.7	28-0	7	16	3	2	35	0.7

Carey Kauffman #23

Year	G-GS	Min-Avg	FG-FGA	Pct	3P-3PA	Pct	FT-FTA	Pct	Reb	Avg	PF--FO	AST	TO	BS	ST	Pts	Avg
1991-92	26-3	295-11.3	49-110	.445	1-2	.500	22-32	.688	61	2.3	33-1	14	34	7	12	121	4.7
1992-93	27-27	790-29.3	136-288	.472	0-0	.000	54-72	.750	181	6.7	82-4	32	94	16	20	326	12.1
1993-94	27-19	679-25.1	142-274	.518	0-1	.000	59-87	.678	223	8.3	58-1	26	47	13	36	343	12.7
1994-95	31-31	993-32.0	179-383	.467	1-2	.500	79-96	.823	261	8.4	74-2	68	57	13	30	438	14.1
Career	111-80	2757-24.8	506-1055	.480	2-5	.400	214-287	.746	726	6.5	247-8	140	232	49	98	1228	11.1

Monika Kost #25

Year	G-GS	Min-Avg	FG-FGA	Pct	3P-3PA	Pct	FT-FTA	Pct	Reb	Avg	PF--FO	AST	TO	BS	ST	Pts	Avg
1987-88	28-0	263-9.4	20-37	.541	0-0	.000	23-34	.676	60	2.1	32-0	7	22	1	2	63	2.3
1989-90	28-25	890-31.8	108-212	.509	0-0	.000	90-142	.634	194	6.9	82-3	46	62	8	16	306	10.9
1990-91	27-27	822-30.4	94-182	.516	0-0	.000	89-147	.605	184	6.8	74-1	42	68	3	12	277	10.3
1991-92	29-28	833-28.7	112-203	.552	0-0	0.00	98-151	.649	174	6.0	70-2	39	62	3	17	322	11.1
Career	112-80	2808-25.1	334-634	.527	0-0	0.00	300-474	.633	612	5.5	258-6	134	214	15	47	968	8.6

Jenni Kraft #30

Year	G-GS	Min-Avg	FG-FGA	Pct	3P-3PA	Pct	FT-FTA	Pct	Reb	Avg	PF--FO	AST	TO	BS	ST	Pts	Avg
1988-89	28-3	564-20.1	125-245	.510	41-76	.539	90-100	.900	76	2.7	55-0	36	43	3	12	381	13.6
Career	28-3	564-20.1	125-245	.510	41-76	.539	90-100	.900	76	2.7	55-0	36	43	3	12	381	13.6

Vicki Krapohl #12

Year	G-GS	Min-Avg	FG-FGA	Pct	3P-3PA	Pct	FT-FTA	Pct	Reb	Avg	PF--FO	AST	TO	BS	ST	Pts	Avg
2000-01	21-0	117-5.6	8-20	.400	7-14	.500	5-7	.714	13	.6	11-0	18	15	1	9	28	1.3
2001-02	35-29	676-19.3	49-104	.471	46-97	.474	3-5	.600	74	2.1	21-0	94	44	1	40	147	4.2
2002-03	37-37	925-25.0	65-170	.382	59-155	.381	5-11	.455	65	1.8	37-1	98	52	1	43	194	5.2
2003-04	34-3	714-21.0	63-143	.441	59-137	.431	12-19	.632	61	1.8	29-0	80	30	1	40	197	5.8
Career	127-69	2432-19.1	185-437	.423	171-403	.424	25-42	.595	213	1.7	98-1	290	141	4	132	566	4.5

Barb Krause #44

Year	G-GS	Min-Avg	FG-FGA	Pct	3P-3PA	Pct	FT-FTA	Pct	Reb	Avg	PF--FO	AST	TO	BS	ST	Pts	Avg
1978-79	22-21	---	135-284	.475	0-0	.000	51-77	.662	237	10.8	57-0	26	0	0	0	321	14.6
1979-80	27-26	---	127-291	.436	0-0	.000	99-135	.733	251	9.3	84-5	22	0	0	0	535	13.1
1980-81	25-25	---	121-238	.508	0-0	.000	82-102	.804	244	9.8	79-2	37	0	0	0	324	13.0
Career	74-0	---	383-813	.471	0-0	.000	232-314	.739	732	9.9	220-7	85	0	0	0	998	13.5

Laura Kurz #3

Year	G-GS	Min-Avg	FG-FGA	Pct	3P-3PA	Pct	FT-FTA	Pct	Reb	Avg	PF--FO	AST	TO	BS	ST	Pts	Avg
2004-05	35-0	535-15.3	78-154	.506	33-73	.452	8-11	.727	78	2.2	61-1	28	40	21	23	197	5.6
2005-06	30-0	347-11.6	62-115	.539	23-52	.442	14-16	.875	73	2.4	35-0	13	19	7	18	161	5.4
Career	65-0	882-13.6	140-269	.520	56-125	.448	22-27	.815	151	2.3	97-1	41	59	28	41	358	5.5

Ellen Langhi #40

Year	G-GS	Min-Avg	FG-FGA	Pct	3P-3PA	Pct	FT-FTA	Pct	Reb	Avg	PF--FO	AST	TO	BS	ST	Pts	Avg
1985-86	30-0	370-12.6	59-131	.450	0-0	.000	15-25	.600	75	2.5	21-0	16	29	2	4	133	4.4
1986-87	28-1	246-8.8	34-93	.366	0-0	.000	9-15	.600	41	1.5	20-1	18	20	1	2	77	2.8
1987-88	28-5	418-14.9	59-159	.371	2-10	.200	13-23	.565	56	2.0	30-1	34	45	0	5	133	4.8
1988-89	28-28	765-27.3	104-281	.370	17-61	.279	40-51	.784	97	3.5	59-2	50	55	3	14	265	9.5
Career	114-34	1808-15.9	256-664	.386	19-71	.268	77-114	.675	269	2.4	130-4	118	149	6	25	608	5.3

Celeste Lavoie #11

Year	G-GS	Min-Avg	FG-FGA	Pct	3P-3PA	Pct	FT-FTA	Pct	Reb	Avg	PF--FO	AST	TO	BS	ST	Pts	Avg
1990-91	11-0	62-5.6	8024	.33	0-0	.000	3-4	.750	12	1.1	4-0	1	5	0	1	19	1.7
1991-92	29-29	792-27.3	157-305	.515	0-1	.000	556-89	.629	181	6.2	67-2	67	62	11	30	370	12.8
Career	40-29	854-21.4	165-329	.502	0-1	.000	59-93	.634	193	4.8	71-2	68	67	11	31	389	9.7

Sue Leonard #32

Year	G-GS	Min-Avg	FG-FGA	Pct	3P-3PA	Pct	FT-FTA	Pct	Reb	Avg	PF--FO	AST	TO	BS	ST	Pts	Avg
1978-79	14-0	---	7-32	.219	0-0	.000	6-10	.600	9	0.6	7-0	14	0	0	0	20	1.4
Career	14-0	---	7-32	.219	0-0	.000	6-10	.600	9	0.6	7-0	14	0	0	0	20	1.4

Tricia Liston #32

Year	G-GS	Min-Avg	FG-FGA	Pct	3P-3PA	Pct	FT-FTA	Pct	Reb	Avg	PF--FO	AST	TO	BS	ST	Pts	Avg
2010-11	32-2	384-12.0	60-131	.458	28-72	.389	29-42	.690	67	2.1	24-0	28	30	2	19	177	5.5
Career	32-2	384-12.0	60-131	.458	28-72	.389	29-42	.690	67	2.1	24-0	28	30	2	19	177	5.5

Mary Lockey #24

Year	G-GS	Min-Avg	FG-FGA	Pct	3P-3PA	Pct	FT-FTA	Pct	Reb	Avg	PF--FO	AST	TO	BS	ST	Pts	Avg
1978-79	16-6	---	34-88	.386	0-0	.000	4-4	1.000	26	1.6	0-0	4	0	0	0	72	4.5
Career	16-6	---	34-88	.386	0-0	.000	4-4	1.000	26	1.6	0-0	4	0	0	0	72	4.5

Pam Markeiwicz #11

Year	G-GS	Min-Avg	FG-FGA	Pct	3P-3PA	Pct	FT-FTA	Pct	Reb	Avg	PF--FO	AST	TO	BS	ST	Pts	Avg
1978-79	21-5	---	38-82	.463	0-0	.000	8-11	.727	47	2.2	26-0	16	0	0	0	84	4.0
1979-80	21-1	---	19-41	.463	0-0	.000	4-4	1.000	10	.5	15-0	8	0	0	0	42	2.0
Career	42-6	---	57-123	.463	0-0	.000	12-15	.800	57	1.4	41-0	24	0	0	0	126	3.0

Kalita Marsh #15

Year	G-GS	Min-Avg	FG-FGA	Pct	3P-3PA	Pct	FT-FTA	Pct	Reb	Avg	PF--FO	AST	TO	BS	ST	Pts	Avg
2003-04	7-0	17-2.4	3-8	.375	1-2	.500	0-1	.000	4	.6	4-0	1	1	0	0	7	1.0
Career	7-0	17-2.4	3-8	.375	1-2	.500	0-1	.000	4	.6	4-0	1	1	0	0	7	1.0

Patti Martin #10

Year	G-GS	Min-Avg	FG-FGA	Pct	3P-3PA	Pct	FT-FTA	Pct	Reb	Avg	PF--FO	AST	TO	BS	ST	Pts	Avg
1981-82	11-4	---	7-20	.350	0-0	.000	1-2	.500	16	1.5	21-0	24	0	0	0	15	1.4
Career	11-4	---	7-20	.350	0-0	.000	1-2	.500	16	1.5	21-0	24	0	0	0	15	1.4

Kim Matthews #32

Year	G-GS	Min-Avg	FG-FGA	Pct	3P-3PA	Pct	FT-FTA	Pct	Reb	Avg	PF--FO	AST	TO	BS	ST	Pts	Avg
1978-79	22-19	---	65-164	.396	0-0	.000	53-81	.654	93	4.2	60-6	45	0	0	0	183	8.3
1919-80	27-9	---	60-159	.377	0-0	.000	65-101	.644	180	6.7	85-6	45	0	0	0	185	6.9
1980-81	17-7	---	29-72	.403	0-0	.000	41-54	.759	70	4.1	48-2	31	0	0	0	99	5.8
1981-82	28-10	---	48-101	.475	0-0	.000	49-62	.790	79	2.8	50-0	29	0	0	0	145	5.2
Career	94-45	---	202-496	.407	0-0	.000	208-298	.698	422	4.5	234-14	150	0	0	0	612	6.5

Michele Matyasovsky #41

Year	G-GS	Min-Avg	FG-FGA	Pct	3P-3PA	Pct	FT-FTA	Pct	Reb	Avg	PF--FO	AST	TO	BS	ST	Pts	Avg
1999-00	32-7	632-19.8	96-214	.449	12-41	.293	30-42	.714	98	3.1	75-2	28	59	14	11	234	7.3
2000-01	33-9	598-18.1	80-170	.471	8-23	.348	21-30	.700	96	2.9	93-3	25	54	19	22	189	5.7
2001-02	35-17	751-21.5	90-174	.517	14-39	.359	30-33	.909	130	3.7	79-2	34	47	16	25	224	6.4
2002-03	36-36	739-20.5	74-172	.430	13-45	.289	19-28	.679	126	3.5	87-1	43	33	19	32	180	5.0
Career	136-69	2720-20.0	340-730	.466	47-148	.318	100-133	.752	450	3.3	334-8	130	193	68	90	827	6.1

Tara McCarthy #10

Year	G-GS	Min-Avg	FG-FGA	Pct	3P-3PA	Pct	FT-FTA	Pct	Reb	Avg	PF--FO	AST	TO	BS	ST	Pts	Avg
1977-78	20-17	---	127-263	.483	0-0	.000	77-124	.621	107	5.4	0-0	65	0	0	0	331	16.6
1978-79	22-22	---	123-272	.452	0-0	.000	56-82	.683	66	3.0	49-0	72	0	0	0	302	13.7
1979-80	25-23	---	104-278	.374	0-0	.000	38-62	.613	73	2.9	45-0	75	0	0	0	246	9.8
Career	67-62	---	354-813	.435	0-0	.000	171-268	.638	246	3.7	94-0	212	0	0	0	879	13.1

Dana McDonald #33

Year	G-GS	Min-Avg	FG-FGA	Pct	3P-3PA	Pct	FT-FTA	Pct	Reb	Avg	PF-FO	AST	TO	BS	ST	Pts	Avg
1989-90	28-5	601-21.5	113-272	.415	36-98	.367	16-25	.640	55	2.0	55-1	31	57	0	22	278	9.9
1990-91	27-13	714-26.4	104-275	.378	18-65	.277	31-39	.795	62	2.3	62-2	44	50	2	28	257	9.5
1991-92	26-9	582-22.4	81-196	.413	10-49	.204	19-26	.731	47	1.8	47-0	42	41	3	37	191	7.3
1992-93	17-11	316-18.6	52-134	.388	13-30	.433	17-21	.810	44	2.6	38-2	28	34	1	14	134	7.9
Career	98-38	2213-22.6	350-877	.399	77-42	.318	83-111	.748	208	2.1	202-5	145	182	6	101	860	8.8

Pam McFarland #4

Year	G-GS	Min-Avg	FG-FGA	Pct	3P-3PA	Pct	FT-FTA	Pct	Reb	Avg	PF-FO	AST	TO	BS	ST	Pts	Avg
1988-89	10-0	23-2.3	0-1	.000	0-0	.000	0-1	.000	1	0.1	2-0	1	5	0	2	0	0.0
1989-90	18-0	18-1.0	2-9	.222	0-0	.000	2-4	.500	7	0.4	7-0	15	11	0	4	6	0.3
1990-91	28-16	433-15.5	8-26	.308	0-0	.000	12-25	.480	30	1.1	52-0	51	75	4	27	28	1.0
1991-92	24-10	232-9.7	3-15	.200	0-0	.000	1-4	.250	18	0.8	25-0	17	30	0	12	7	0.3
Career	80-26	706-8.8	13-51	.255	0-0	.000	15-34	.441	56	0.7	86-0	84	121	4	45	41	0.5

Jennifer McGinnis #33

Year	G-GS	Min-Avg	FG-FGA	Pct	3P-3PA	Pct	FT-FTA	Pct	Reb	Avg	PF-FO	AST	TO	BS	ST	Pts	Avg
1994-1995	13-0	82-6.3	12-28	.429	5-15	.333	5-9	.556	29	2.2	10-0	3	6	3	5	34	2.6
Career	13-0	82-6.3	12-28	.429	5-15	.333	5-9	.556	29	2.2	10-0	3	6	3	5	34	2.6

Heather McKaig #5

Year	G-GS	Min-Avg	FG-FGA	Pct	3P-3PA	Pct	FT-FTA	Pct	Reb	Avg	PF-FO	AST	TO	BS	ST	Pts	Avg
1990-91	10-0	25-2.5	1-4	.250	0-0	.000	0-0	.000	1	0.1	0-0	0	2	0	1	2	0.2
1991-92	13-0	37-2.8	4-7	.571	0-0	.000	3-4	.750	7	0.5	3-0	3	2	0	0	11	0.8
1992-93	3-0	---	0-1	.000	0-0	.000	0-0	.000	0	0.0	0-0	0	1	0	0	0	0.0
Career	26-0	62-2.7	5-12	.417	0-0	.000	3-4	.750	8	0.3	3-0	3	5	0	1	13	0.5

Jackie McKisson #54

Year	G-GS	Min-Avg	FG-FGA	Pct	3P-3PA	Pct	FT-FTA	Pct	Reb	Avg	PF-FO	AST	TO	BS	ST	Pts	Avg
1989-90	25-0	191-7.6	27-51	.529	0-0	.000	18-26	.692	43	1.7	30-0	3	18	1	3	72	2.9
Career	25-0	191-7.6	27-51	.529	0-0	.000	18-26	.692	43	1.7	30-0	3	18	1	3	72	2.9

Nazrawit Medhanie #5

Year	G-GS	Min-Avg	FG-FGA	Pct	3P-3PA	Pct	FT-FTA	Pct	Reb	Avg	PF-FO	AST	TO	BS	ST	Pts	Avg
1995-96	29-5	392-13.5	37-84	.440	25-60	.417	11-16	.688	34	1.2	60-3	44	46	0	25	110	3.8
1996-97	26-0	361-13.9	29-65	.446	26-55	.473	3-7	.429	60	2.3	40-1	23	39	0	12	87	3.3
1997-98	27-0	340-12.6	27-102	.265	22-82	.268	26-32	.813	47	1.7	33-0	22	29	0	20	102	3.8
1998-99	26-1	326-12.5	27-74	.365	17-54	.315	14-27	.519	37	1.4	43-2	28	32	1	15	85	3.3
Career	108-6	1419-13.1	120-325	.369	90-251	.359	54-82	.659	178	1.6	176-6	117	146	1	72	384	3.4

Katie Meier #31

Year	G-GS	Min-Avg	FG-FGA	Pct	3P-3PA	Pct	FT-FTA	Pct	Reb	Avg	PF-FO	AST	TO	BS	ST	Pts	Avg
1985-86	30-5	725-24.8	168-339	.496	0-0	.000	102-138	.739	148	4.9	84-4	84	87	11	58	438	14.6
1986-87	29-29	978-33.7	196-408	.480	0-0	.000	98-150	.653	151	5.2	76-3	129	106	11	68	490	16.9
1987-88	22-17	578-26.3	110-237	.464	4-17	.235	80-107	.748	123	5.6	50-1	83	69	15	54	304	13.8
1989-90	28-28	1009-36.0	179-390	.459	4-15	.267	167-229	.729	248	8.9	83-2	113	99	16	52	529	18.9
Career	109-79	3310-30.4	653-1374	.475	8-32	.250	447-624	.716	670	6.1	293-10	409	361	53	232	1761	16.2

Kristina Meiman #21

Year	G-GS	Min-Avg	FG-FGA	Pct	3P-3PA	Pct	FT-FTA	Pct	Reb	Avg	PF-FO	AST	TO	BS	ST	Pts	Avg
1991-92	15-0	79-5.3	7-21	.333	2-3	.667	2-3	.667	10	0.7	2-0	10	5	0	3	18	1.2
1992-93	25-14	396-15.8	57-127	.449	12-33	.364	45-53	.849	46	1.8	25-1	27	32	2	16	171	6.8
1993-94	26-3	326-12.5	53-123	.431	27-64	.422	39-49	.796	42	1.6	34-0	43	36	0	18	172	6.6
1994-95	30-1	401-13.4	54-125	.432	25-67	.373	26-36	.722	76	2.5	49-0	39	34	0	12	159	5.3
Career	96-18	1202-12.5	171-396	.432	66-167	.395	112-141	.794	174	1.8	110-1	119	107	2	49	520	5.4

Candy Mikels #14

Year	G-GS	Min-Avg	FG-FGA	Pct	3P-3PA	Pct	FT-FTA	Pct	Reb	Avg	PF-FO	AST	TO	BS	ST	Pts	Avg
1981-82	27-2	---	47-113	.416	0-0	.000	36-49	.735	90	3.3	49-0	6	0	0	0	130	4.8
1982-83	25-0	206-8.2	56-123	.455	0-0	.000	30-52	.577	80	3.2	60-2	11	43	2	9	142	5.7
1983-84	27-19	708-26.2	136-292	.466	0-0	.000	115-157	.732	171	6.3	91-6	21	84	9	20	387	14.3
1984-85	27-26	829-30.7	135-314	.430	0-0	.000	69-93	.742	213	7.9	32-0	71	73	13	29	339	12.6
Career	106-47	1743-22.1	374-842	.444	0-0	.000	250-351	.712	554	5.2	232-8	109	200	24	58	998	9.4

Brittany Mitch #22

Year	G-GS	Min-Avg	FG-FGA	Pct	3P-3PA	Pct	FT-FTA	Pct	Reb	Avg	PF--FO	AST	TO	BS	ST	Pts	Avg
2005-06	3-0	43-14.3	4-8	.500	1-4	.250	0-1	.000	4	1.3	6-0	10	7	1	4	9	3.0
2006-07	33-0	492-14.9	42-94	.447	13-44	.295	13-26	.500	64	1.9	48-0	37	29	3	35	110	3.3
2007-08	23-5	232-10.1	20-49	.408	4-22	.182	3-6	.500	20	0.9	21-0	24	15	1	19	47	2.0
Career	59-5	767-13.0	66-151	.437	18-70	.257	16-33	.485	88	1.5	75-0	71	51	5	58	166	2.8

Bridgette Mitchell #15

Year	G-GS	Min-Avg	FG-FGA	Pct	3P-3PA	Pct	FT-FTA	Pct	Reb	Avg	PF--FO	AST	TO	BS	ST	Pts	Avg
2006-07	33-0	405-12.3	64-124	.516	1-2	.500	33-2	.786	133	4.0	59-0	17	33	10	32	162	4.9
2007-08	29-6	279-9.6	28-78	.359	2-10	.200	17-33	.515	75	2.6	31-0	23	22	5	14	75	2.6
2008-09	33-11	411-12.5	56-134	.418	4-12	.333	31-41	.756	119	3.6	57-0	18	36	12	25	147	4.5
2009-10	36-26	743-20.6	118-264	.447	11-41	.268	55-69	.797	165	4.6	95-1	39	63	20	56	302	8.4
Career	131-43	266-600	266-600	.443	18-65	.278	136-185	.735	492	3.8	242-1	97	154	47	127	686	5.2

Sue Monroe #31

Year	G-GS	Min-Avg	FG-FGA	Pct	3P-3PA	Pct	FT-FTA	Pct	Reb	Avg	PF--FO	AST	TO	BS	ST	Pts	Avg
1977-78	12-1	---	2-11	.182	0-0	.000	4-4	1.000	6	0.5	0-0	0	0	0	0	8	0.7
1978-79	15-1	---	5-18	.278	0-0	.000	4-6	.667	11	0.7	15-0	4	0	0	0	14	0.9
1979-80	23-0	---	6-10	.600	0-0	.000	6-9	.667	16	0.7	15-0	8	0	0	0	18	0.8
Career	50-2	---	13-39	.333	0-0	.000	14-19	.737	33	0.7	30-0	12	0	0	0	40	0.8

Chris Moreland #24

Year	G-GS	Min-Avg	FG-FGA	Pct	3P-3PA	Pct	FT-FTA	Pct	Reb	Avg	PF--FO	AST	TO	BS	ST	Pts	Avg
1984-85	25-25	797-31.9	163-288	.566	----	----	113-160	.706	238	9.5	75-2	32	68	10	18	439	17.6
1985-86	30-29	917-30.6	254-438	.580	----	----	183-267	.685	354	11.8	78-1	20	74	9	25	691	23.0
1986-87	28-27	944-33.7	219-396	.553	----	----	148-222	.667	294	10.5	76-0	39	69	5	24	586	20.9
1987-88	28-28	891-31.8	192-326	.589	0-0	.000	132-219	.603	343	12.3	83-3	28	66	4	27	516	18.4
Career	111-109	3549-32.0	828-1448	.572	0-0	.000	576-868	.664	1229	11.1	312-6	119	277	28	94	2232	20.1

Dana Morgan #14

Year	G-GS	Min-Avg	FG-FGA	Pct	3P-3PA	Pct	FT-FTA	Pct	Reb	Avg	PF--FO	AST	TO	BS	ST	Pts	Avg
2003-04	10-0	38-3.8	4-10	.400	2-5	.400	0-0	.000	2	0.2	5-0	1	3	0	6	10	1
Career	10-0	38-3.8	4-10	.400	2-5	.400	0-0	.000	2	0.2	5-0	1	3	0	6	10	1

Leigh Morgan #20

Year	G-GS	Min-Avg	FG-FGA	Pct	3P-3PA	Pct	FT-FTA	Pct	Reb	Avg	PF--FO	AST	TO	BS	ST	Pts	Avg
1986-87	22-0	139-6.3	10-29	.345	0-0	.000	6-8	.750	8	0.4	12-0	16	23	1	4	26	1.2
1987-88	26-26	892-34.3	59-145	.407	16-50	.320	37-50	.740	55	2.1	58-1	93	87	1	30	171	6.6
1988-89	28-25	869-31.0	65-160	.406	29-69	.420	28-36	.778	65	2.3	66-3	118	72	0	26	187	6.7
1989-90	28-28	994-35.5	68-180	.378	45-110	.409	23-28	.821	63	2.3	60-2	113	88	1	26	204	7.3
Career	104-79	2894-27.8	202-514	.393	90-229	.393	94-122	.770	191	1.8	196-6	340	270	3	86	588	5.7

Tarlough Morgan #44

Year	G-GS	Min-Avg	FG-FGA	Pct	3P-3PA	Pct	FT-FTA	Pct	Reb	Avg	PF--FO	AST	TO	BS	ST	Pts	Avg
1977-78	4-0	---	0-1	.000	0-0	.000	0-0	.000	0	0	0	0	0	0	0	0	0.0
Career	4-0	---	0-1	.000	0-0	.000	0-0	.000	0	0	0	0	0	0	0	0	0.0

Sheana Mosch #3

Year	G-GS	Min-Avg	FG-FGA	Pct	3P-3PA	Pct	FT-FTA	Pct	Reb	Avg	PF--FO	AST	TO	BS	ST	Pts	Avg
1999-00	34-18	846-24.9	107-249	.430	11-28	.393	82-101	.812	112	3.3	49-1	65	67	3	51	307	9.0
2000-01	34-34	915-26.9	129-276	.467	7-18	.389	99-125	.792	154	4.5	41-0	66	60	5	42	364	10.7
2001-02	35-15	868-24.8	109-243	.449	12-39	.308	90-108	.833	123	3.5	46-1	86	57	5	33	320	9.1
2002-03	37-6	739-20.0	103-240	.429	11-38	.289	75-102	.735	111	3.0	48-0	54	39	3	57	292	7.9
Career	140-73	3368-24.1	448-1008	.444	41-123	.333	346-436	.794	500	3.6	184-2	271	223	16	183	1283	9.2

Kira Orr #12

Year	G-GS	Min-Avg	FG-FGA	Pct	3P-3PA	Pct	FT-FTA	Pct	Reb	Avg	PF--FO	AST	TO	BS	ST	Pts	Avg
1993-94	27-0	466-17.3	44-115	.383	7-31	.226	19-35	.543	49	1.8	47-0	56	73	1	28	114	4.2
1994-95	30-29	974-32.5	125-330	.379	28-91	.308	54-81	.667	121	4.0	73-1	126	103	1	57	332	11.1
1995-96	33-33	1151-34.9	155-371	.418	42-133	.316	82-113	.726	173	5.2	54-0	170	112	0	60	434	13.2
1996-97	29-29	984-33.9	176-419	.420	56-161	.348	100-120	.833	162	5.6	57-0	93	96	3	59	508	17.5
Career	119-91	3575-30.0	500-1235	.405	133-416	.320	255-349	.731	505	4.2	231-1	445	384	5	204	1388	11.7

Rochelle Parent #4

Year	G-GS	Min-Avg	FG-FGA	Pct	3P-3PA	Pct	FT-FTA	Pct	Reb	Avg	PF-FO	AST	TO	BS	ST	Pts	Avg
1997-98	23-3	279-12.1	33-55	.600	1-2	.500	25-47	.532	89	3.9	36-1	23	27	3	13	92	4.0
1998-99	32-10	442-13.8	52-80	.650	0-0	.000	27-38	.711	108	3.4	67-2	22	35	8	28	131	4.1
1999-00	32-30	764-23.9	66-114	.579	0-0	.000	49-65	.754	218	6.8	118-9	47	64	13	45	181	5.7
2000-01	34-34	887-26.1	63-120	.525	0-1	.000	51-89	.573	205	6.0	107-6	58	61	33	57	177	5.2
Career	121-77	2372-19.6	214-369	.580	1-3	.333	152-239	.636	620	5.1	328-18	150	187	57	143	581	4.8

Haley Peters #33

Year	G-GS	Min-Avg	FG-FGA	Pct	3P-3PA	Pct	FT-FTA	Pct	Reb	Avg	PF-FO	AST	TO	BS	ST	Pts	Avg
2010-11	36-9	635-17.6	97-186	.522	6-21	.286	25-34	.735	131	3.6	76-1	24	64	7	16	225	6.3
Career	36-9	635-17.6	97-186	.522	6-21	.286	25-34	.735	131	3.6	76-1	24	64	7	16	225	6.3

Marcy Peterson #22

Year	G-GS	Min-Avg	FG-FGA	Pct	3P-3PA	Pct	FT-FTA	Pct	Reb	Avg	PF-FO	AST	TO	BS	ST	Pts	Avg
1988-89	27-1	474-17.6	75-201	.373	2-12	.167	39-58	.672	120	4.4	49-0	16	32	10	19	191	7.1
1989-90	27-22	739-27.4	97-254	.382	1-6	.167	28-59	.475	137	5.1	55-3	26	48	6	31	223	8.3
Career	54-23	1213-22.5	172-455	.378	3-18	.167	67-117	.573	257	4.8	104-3	42	80	16	50	414	7.7

Mary Ann Puckett #55

Year	G-GS	Min-Avg	FG-FGA	Pct	3P-3PA	Pct	FT-FTA	Pct	Reb	Avg	PF-FO	AST	TO	BS	ST	Pts	Avg
1993-94	5-0	30-6.0	7-9	.778	0-0	.000	2-4	.500	7	1.4	6-0	2	1	1	0	16	3.2
Career	5-0	30-6.0	7-9	.778	0-0	.000	2-4	.500	7	1.4	6-0	2	1	1	0	16	3.2

Kathy Radabaugh #30

Year	G-GS	Min-Avg	FG-FGA	Pct	3P-3PA	Pct	FT-FTA	Pct	Reb	Avg	PF-FO	AST	TO	BS	ST	Pts	Avg
1985-86	12-0	36-3.0	1-1	1.000	0-0	.000	2-5	.400	1	0.1	0-0	2	2	0	0	4	0.3
Career	12-0	36-3.0	1-1	1.000	0-0	.000	2-5	.400	1	0.1	0-0	2	2	0	0	4	0.3

Holly Reid #41

Year	G-GS	Min-Avg	FG-FGA	Pct	3P-3PA	Pct	FT-FTA	Pct	Reb	Avg	PF-FO	AST	TO	BS	ST	Pts	Avg
1979-80	23-0	---	16-48	.333	0-0	.000	10-18	.556	31	1.3	13-0	1.3	0	0	0	42	1.8
1980-81	19-1	---	17-38	.447	0-0	.000	6-9	.667	31	1.6	15-0	6	0	0	0	40	2.1
Career	42-1	---	33-86	.384	0-0	.000	16-27	.593	62	1.5	28-0	9	0	0	0	82	2.0

Lauren Rice #40

Year	G-GS	Min-Avg	FG-FGA	Pct	3P-3PA	Pct	FT-FTA	Pct	Reb	Avg	PF-FO	AST	TO	BS	ST	Pts	Avg
1996-97	28-4	356-12.7	29-70	.414	12-29	.414	21-28	.750	78	2.8	43-1	17	34	2	17	91	3.3
1997-98	32-6	556-17.4	58-138	.420	8-30	.267	71-98	.724	163	5.1	51-1	39	51	1	20	195	6.1
1998-99	32-3	533-16.7	47-115	.409	8-26	.308	74-92	.804	131	4.1	55-0	39	52	6	35	176	5.5
1999-00	34-32	1010-29.7	99-233	.425	37-104	.356	93-124	.750	234	6.9	81-3	109	96	8	60	328	9.6
Career	126-45	2455-19.5	233-556	.419	65-189	.344	259-342	.757	606	4.8	230-5	204	233	17	132	790	6.3

Teri Rodgers #3

Year	G-GS	Min-Avg	FG-FGA	Pct	3P-3PA	Pct	FT-FTA	Pct	Reb	Avg	PF-FO	AST	TO	BS	ST	Pts	Avg
1987-88	20-0	134-6.7	5-12	.417	0-2	.000	4-7	.571	9	0.5	6-0	18	21	0	2	14	0.7
1988-89	17-0	79-4.6	0-5	.000	0-1	.000	5-7	.714	7	0.4	2-0	9	8	0	3	5	0.3
1989-90	18-0	45-2.5	0-1	.000	0-0	.000	4-6	.667	3	0.2	5-0	2	8	0	1	4	0.2
Career	55-0	258-4.7	5-18	.278	0-3	.000	13-20	.650	19	0.3	13-0	29	37	0	6	23	0.4

Alexis Rogers #32

Year	G-GS	Min-Avg	FG-FGA	Pct	3P-3PA	Pct	FT-FTA	Pct	Reb	Avg	PF-FO	AST	TO	BS	ST	Pts	Avg
2009-10	24-0	125-5.2	15-36	.417	0-8	.000	5-7	.714	38	1.6	20-0	8	13	1	8	35	1.5
Career	24-0	125-5.2	15-36	.417	0-8	.000	5-7	.714	38	1.6	20-0	8	13	1	8	35	1.5

Jennifer Rokus #42

Year	G-GS	Min-Avg	FG-FGA	Pct	3P-3PA	Pct	FT-FTA	Pct	Reb	Avg	PF-FO	AST	TO	BS	ST	Pts	Avg
1979-80	16-0	---	2-9	.222	0-0	.000	3-5	.600	8	0.5	3-0	1	0	0	0	7	0.4
Career	16-0	---	2-9	.222	0-0	.000	3-5	.600	8	0.5	3-0	1	0	0	0	7	0.4

Claire Rose #20

Year	G-GS	Min-Avg	FG-FGA	Pct	3P-3PA	Pct	FT-FTA	Pct	Reb	Avg	PF-FO	AST	TO	BS	ST	Pts	Avg
1979-80	27-0	---	50-135	.370	0-0	.000	24-38	.632	34	1.3	27-0	34	0	0	0	124	4.6
1980-81	24-14	---	96-241	.398	0-0	.000	31-41	.756	42	1.8	53-2	97	0	0	0	223	9.3
1981-82	29-21	---	95-240	.396	0-0	.000	51-65	.785	40	1.4	59-0	122	0	0	0	241	8.3
1982-83	25-20	405-16.2	66-160	.413	0-0	.000	54-63	.857	38	1.5	44-0	82	45	3	27	186	7.4
Career	105-55	405-16.2	307-776	.396	0-0	.000	160-207	.773	154	1.5	183-2	335	45	3	27	774	7.4

Jennifer Scanlon #13

Year	G-GS	Min-Avg	FG-FGA	Pct	3P-3PA	Pct	FT-FTA	Pct	Reb	Avg	PF-FO	AST	TO	BS	ST	Pts	Avg
1992-93	27-4	592-21.9	102-255	.400	25-63	.397	40-68	.588	76	2.8	42-0	34	49	2	22	269	10.0
1993-94	27-25	676-25.0	118-267	.442	35-95	.368	45-59	.769	70	2.6	44-0	52	55	7	32	316	11.7
1994-95	31-31	947-30.5	142-337	.421	51-131	.389	69-100	.690	108	3.5	61-1	66	80	1	37	404	13.0
1995-96	33-33	1089-33.0	140-347	.403	48-131	.366	60-88	.682	136	4.1	60-1	107	70	2	31	388	11.8
Career	118-93	3304-28.0	502-1206	.416	159-420	.379	214-315	.679	390	3.3	207-2	259	254	12	122	1377	11.7

Kathleen Scheer #24

Year	G-GS	Min-Avg	FG-FGA	Pct	3P-3PA	Pct	FT-FTA	Pct	Reb	Avg	PF-FO	AST	TO	BS	ST	Pts	Avg
2008-09	22-0	134-6.1	20-56	.357	12-30	.400	2-6	.333	31	1.4	17-0	5	14	6	10	54	2.5
2009-10	29-0	190-6.6	22-74	.297	11-51	.216	11-17	.647	33	1.1	10-0	9	15	4	9	66	2.3
2010-11	36-15	458-12.7	44-127	.346	14-48	.292	15-24	.625	98	2.7	66-1	30	27	26	23	117	3.3
Career	87-15	782-9.0	86-257	.335	37-129	.287	28-47	.596	162	1.9	93-1	44	56	36	42	237	2.7

Georgia Schweitzer #23

Year	G-GS	Min-Avg	FG-FGA	Pct	3P-3PA	Pct	FT-FTA	Pct	Reb	Avg	PF-FO	AST	TO	BS	ST	Pts	Avg
1997-98	32-15	816-25.5	85-205	.415	37-104	.356	40-54	.741	89	2.8	47-0	73	52	4	41	247	7.7
1998-99	36-32	958-26.6	132-270	.489	40-96	.417	56-83	.675	147	4.1	63-0	103	83	14	35	360	10.0
1999-00	34-34	1069-31.4	187-408	.458	60-149	.403	98-127	.772	136	4.0	42-0	112	83	12	45	532	15.6
2000-01	34-34	1100-32.4	175-365	.479	65-155	.419	66-94	.702	161	4.7	58-0	140	92	11	50	481	14.1
Career	136-115	3943-29.0	579-1248	.464	202-504	.401	260-358	.726	533	3.9	210-0	428	310	41	171	1620	11.9

Shay Selby #3

Year	G-GS	Min-Avg	FG-FGA	Pct	3P-3PA	Pct	FT-FTA	Pct	Reb	Avg	PF-FO	AST	TO	BS	ST	Pts	Avg
2008-09	26-0	233-9.0	25-58	.431	10-24	.417	10-18	.556	20	0.8	21-0	13	28	2	15	70	2.7
2009-10	35-0	382-10.9	37-93	.398	16-48	.333	15-20	.750	52	1.5	32-0	36	28	3	32	105	3.0
2010-11	34-10	443-13.0	49-125	.392	23-57	.404	7-10	.700	51	1.5	32-0	49	32	1	30	128	3.8
Career	95-10	1058-11.1	111-276	.402	49-129	.380	32-48	.667	123	1.3	85-0	98	88	6	77	303	3.2

Brooke Smith #22

Year	G-GS	Min-Avg	FG-FGA	Pct	3P-3PA	Pct	FT-FTA	Pct	Reb	Avg	PF-FO	AST	TO	BS	ST	Pts	Avg
2002-03	25-0	233-9.3	34-64	.531	0-1	.000	17-26	.654	62	2.5	16-0	9	16	11	11	85	3.4
Career	25-0	233-9.3	34-64	.531	0-1	.000	17-26	.654	62	2.5	16-0	9	16	11	11	85	3.4

Wanisha Smith #23

Year	G-GS	Min-Avg	FG-FGA	Pct	3P-3PA	Pct	FT-FTA	Pct	Reb	Avg	PF-FO	AST	TO	BS	ST	Pts	Avg
2004-05	36-35	1163-32.3	134-312	.429	41-100	.410	85-118	.720	101	2.8	80-3	154	134	3	61	394	10.9
2005-06	35-20	738-21.1	98-224	.438	20-63	.317	43-61	.705	96	2.7	56-2	121	74	4	42	259	7.4
2006-07	34-34	930-27.4	105-251	.418	27-75	.360	83-110	.755	147	4.3	48-0	135	89	3	36	320	9.4
2007-08	30-30	825-27.5	90-259	.347	30-98	.306	73-96	.760	94	3.1	44-0	86	78	1	28	283	9.4
Career	135-119	3656-27.1	427-1046	.408	118-336	.351	284-385	.738	438	3.2	228-5	496	375	11	167	1256	9.3

Amy Smolens #22

Year	G-GS	Min-Avg	FG-FGA	Pct	3P-3PA	Pct	FT-FTA	Pct	Reb	Avg	PF-FO	AST	TO	BS	ST	Pts	Avg
1977-78	4-0	---	1-1	1.000	0-0	.000	0-0	.000	0	0.0	0-0	0	0	0	0	2	0.5
Career	4-0	---	1-1	1.000	0-0	.000	0-0	.000	0	0.0	0-0	0	0	0	0	2	0.5

Carolyn Sonzagni #22

Year	G-GS	Min-Avg	FG-FGA	Pct	3P-3PA	Pct	FT-FTA	Pct	Reb	Avg	PF-FO	AST	TO	BS	ST	Pts	Avg
1983-84	21-0	202-9.6	41-95	.432	0-0	.000	22-32	.688	23	1.1	24-0	12	27	0	12	104	5.0
1984-85	21-0	136-6.5	17-45	.378	0-0	.000	11-18	.611	16	0.8	15-0	10	20	2	5	45	2.1
1985-86	30-4	551-18.4	66-142	.465	0-0	.000	49-65	.754	32	1.1	63-2	63	79	4	40	181	6.0
1986-87	29-16	667-23.0	71-153	.464	0-0	.000	29-46	.630	41	1.4	72-4	87	91	2	44	171	5.9
Career	101-20	1556-15.4	195-435	.448	0-0	.000	111-161	.689	112	1.1	174-6	172	217	8	101	501	5.0

Alice Steuby #13

Year	G-GS	Min-Avg	FG-FGA	Pct	3P-3PA	Pct	FT-FTA	Pct	Reb	Avg	PF--FO	AST	TO	BS	ST	Pts	Avg
1989-90	7-0	19-2.7	2-2	1.000	0-0	.000	0-2	.000	5	0.7	1-0	0	2	0	0	4	0.6
Career	7-0	19-2.7	2-2	1.000	0-0	.000	0-2	.000	5	0.7	1-0	0	2	0	0	4	0.6

Sarah Sullivan #11

Year	G-GS	Min-Avg	FG-FGA	Pct	3P-3PA	Pct	FT-FTA	Pct	Reb	Avg	PF--FO	AST	TO	BS	ST	Pts	Avg
1982-83	25-23	313-12.5	73-158	.462	0-0	.000	17-46	.370	140	5.6	83-5	11	20	53	3	163	6.5
1983-84	3-1	15-5.0	0-3	.000	0-0	.000	0-2	.000	4	1.3	7-0	0	2	2	1	0	0.0
1984-85	26-26	621-23.9	71-164	.433	0-0	.000	41-61	.672	139	5.3	93-5	38	52	37	7	183	7.0
1985-86	30-30	756-25.2	79-202	.391	0-0	.000	37-69	.536	214	7.1	112-6	27	44	58	16	195	6.5
1986-87	29-24	661-22.8	53-115	.461	0-0	.000	36-58	.621	174	6.0	105-7	30	48	45	17	142	4.9
Career	113-104	2366-20.9	276-642	.430	0-0	.000	131-236	.555	671	5.9	400-23	106	166	195	44	683	6.0

Sigrid Taylor #41

Year	G-GS	Min-Avg	FG-FGA	Pct	3P-3PA	Pct	FT-FTA	Pct	Reb	Avg	PF--FO	AST	TO	BS	ST	Pts	Avg
1977-78	13-0	0-0.0	2-8	.250	0-0	.000	3-10	.300	13	1.0	0-0	1	0	0	0	7	0.5
Career	13-0	0-0.0	2-8	.250	0-0	.000	3-10	.300	13	1.0	0-0	1	0	0	0	7	0.5

Kathy Tenney #22

Year	G-GS	Min-Avg	FG-FGA	Pct	3P-3PA	Pct	FT-FTA	Pct	Reb	Avg	PF--FO	AST	TO	BS	ST	Pts	Avg
1980-81	5-0	---	0-0	.000	0-0	.000	1-2	.500	0	0.0	1-0	0	0	0	0	1	0.2
Career	5-0	---	0-0	.000	0-0	.000	1-2	.500	0	0.0	1-0	0	0	0	0	1	0.2

Jasmine Thomas #5

Year	G-GS	Min-Avg	FG-FGA	Pct	3P-3PA	Pct	FT-FTA	Pct	Reb	Avg	PF--FO	AST	TO	BS	ST	Pts	Avg
2007-08	35-20	884-25.3	112-319	.351	24-97	.247	29-48	.604	98	2.8	55-0	82	88	30	52	277	7.9
2008-09	30-28	885-29.5	112-310	.361	28-98	.286	55-74	.743	82	2.7	48-0	98	78	7	50	307	10.2
2009-10	36-36	1168-32.4	206-532	.387	63-177	.356	102-129	.791	153	4.3	63-0	146	115	7	100	577	16.0
2010-11	36-36	1172-32.6	199-513	.388	65-166	.392	80-121	.661	139	3.9	57-0	123	104	20	85	543	15.1
Career	137-120	4109-30.0	629-1674	.376	180-538	.335	266-372	.715	472	3.4	223-0	449	385	64	287	1704	12.4

Krystal Thomas #34

Year	G-GS	Min-Avg	FG-FGA	Pct	3P-3PA	Pct	FT-FTA	Pct	Reb	Avg	PF--FO	AST	TO	BS	ST	Pts	Avg
2007-08	30-0	359-12.0	52-112	.464	0-0	.000	26-42	.619	105	3.5	47-0	13	44	35	14	130	4.3
2008-09	33-0	383-11.6	50-118	.424	0-0	.000	42-63	.667	133	4.0	38-1	7	48	32	9	142	4.3
2009-10	36-26	852-23.7	100-199	.503	0-2	.000	64-112	.571	238	6.6	78-1	30	73	70	21	264	7.3
2010-11	36-36	981-27.3	109-231	.472	0-0	.000	57-104	.548	300	8.3	75-1	42	79	59	41	275	7.6
Career	135-62	2575-19.1	311-600	.471	0-2	.000	189-321	.589	779	5.7	238-3	92	244	196	85	811	6.0

Patti Thomasson #11, #12

Year	G-GS	Min-Avg	FG-FGA	Pct	3P-3PA	Pct	FT-FTA	Pct	Reb	Avg	PF--FO	AST	TO	BS	ST	Pts	Avg
1979-80	27-27	---	84-215	.391	0-0	.000	16-21	.762	77	2.9	69-4	93	0	0	0	184	6.8
1980-81	25-13	---	40-104	.385	0-0	.000	16-21	.762	35	1.4	61-4	93	0	0	0	96	3.8
Career	52-40	---	124-319	.389	0-0	.000	35-42	.762	112	2.2	130-8	186	0	0	0	280	5.4

Iciss Tillis #33

Year	G-GS	Min-Avg	FG-FGA	Pct	3P-3PA	Pct	FT-FTA	Pct	Reb	Avg	PF--FO	AST	TO	BS	ST	Pts	Avg
2000-01	34-25	829-24.4	118-270	.437	27-74	.365	29-40	.725	188	5.5	86-2	60	70	40	54	292	8.6
2001-02	34-33	1032-30.4	197-436	.452	30-89	.337	62-91	.681	271	8.0	91-2	94	99	30	79	486	14.3
2002-03	37-37	1128-30.5	212-476	.445	47-122	.385	64-80	.800	273	7.4	93-3	79	91	38	80	535	14.5
2003-04	32-32	897-28.0	146-355	.411	24-82	.293	83-96	.865	214	6.7	82-3	68	61	43	57	399	12.5
Career	137-127	3886-28.4	673-1537	.438	128-367	.349	238-307	.775	946	6.9	352-10	301	321	151	270	1712	12.5

Michele VanGorp #31

Year	G-GS	Min-Avg	FG-FGA	Pct	3P-3PA	Pct	FT-FTA	Pct	Reb	Avg	PF--FO	AST	TO	BS	ST	Pts	Avg
1997-98	32-22	333-10.4	131-233	.562	6-19	.316	65-95	.684	130	4.1	82-2	23	71	22	12	333	10.4
1998-99	36-36	933-25.9	258-416	.620	2-8	.250	92-153	.601	197	5.5	97-5	40	95	36	21	610	16.9
Career	68-58	1266-18.6	389-649	.599	8-27	.296	157-248	.633	327	4.8	179-7	63	166	58	33	943	13.9

Allison Vernerey #43

Year	G-GS	Min-Avg	FG-FGA	Pct	3P-3PA	Pct	FT-FTA	Pct	Reb	Avg	PF--FO	AST	TO	BS	ST	Pts	Avg
2009-10	36-5	673-18.7	98-201	.488	0-0	.000	46-87	.529	175	4.9	72-3	16	74	29	21	242	6.7
2010-11	36-11	671-18.6	89-189	.471	0-0	.000	35-83	.422	146	4.1	62-0	24	57	23	35	213	5.9
Career	72-16	1344-18.7	187-390	.479	0-0	.000	81-170	.476	321	4.5	134-3	40	131	52	56	455	6.3

Margo Walsh #31

Year	G-GS	Min-Avg	FG-FGA	Pct	3P-3PA	Pct	FT-FTA	Pct	Reb	Avg	PF--FO	AST	TO	BS	ST	Pts	Avg
1979-80	27-5	---	91-227	.401	0-0	.000	41-63	.651	89	3.3	45-0	25	0	0	0	223	8.3
1980-81	25-25	---	119-291	.409	0-0	.000	37-57	.649	80	3.2	61-2	61	0	0	0	275	11.0
1981-82	27-10	---	69-209	.330	0-0	.000	41-50	.820	59	2.2	36-0	46	0	0	0	179	6.6
1982-83	23-4	151-6.6	55-121	.455	0-0	.000	16-20	.800	52	2.3	28-0	22	21	1	9	126	5.5
Career	102-44	151-6.6	334-848	.394	0-0	.000	135-190	.711	280	2.7	170-2	154	21	1	9	803	7.9

Abby Waner #4

Year	G-GS	Min-Avg	FG-FGA	Pct	3P-3PA	Pct	FT-FTA	Pct	Reb	Avg	PF--FO	AST	TO	BS	ST	Pts	Avg
2005-06	35-15	758-21.7	111-246	.451	50-131	.382	38-55	.691	87	2.5	62-0	112	86	8	65	310	8.9
2006-07	34-34	969-28.5	175-380	.461	68-188	.362	60-78	.769	150	4.4	57-0	93	67	15	85	478	14.1
2007-08	31-31	921-29.7	110-336	.327	49-188	.261	50-68	.735	113	3.6	77-1	117	91	6	80	319	10.3
2008-09	31-31	975-31.5	107-321	.333	55-184	.299	32-41	.780	95	3.1	61-1	110	103	15	83	301	9.7
Career	131-111	3623-27.7	503-1283	.392	222-691	.321	180-242	.744	445	3.4	257-2	432	347	44	313	1408	10.7

Emily Waner #2

Year	G-GS	Min-Avg	FG-FGA	Pct	3P-3PA	Pct	FT-FTA	Pct	Reb	Avg	PF--FO	AST	TO	BS	ST	Pts	Avg
2005-06	23-0	202-8.8	17-54	.315	14-39	.359	5-7	.714	17	0.7	20-0	22	22	0	10	53	2.3
2006-07	31-0	464-15.0	40-122	.328	26-87	.299	6-9	.667	48	1.5	17-0	36	25	5	20	112	3.6
2007-08	18-3	177-9.8	11-29	.379	9-24	.375	1-4	.250	16	0.9	11-0	28	17	0	7	32	1.8
Career	72-3	843-11.7	68-205	.332	49-150	.327	12-20	.600	81	1.1	48-0	86	64	5	37	197	2.7

Lisa Warren #30

Year	G-GS	Min-Avg	FG-FGA	Pct	3P-3PA	Pct	FT-FTA	Pct	Reb	Avg	PF--FO	AST	TO	BS	ST	Pts	Avg
1977-78	20-17	---	65-192	.339	0-0	.000	67-109	.615	136	6.8	0-0	10	0	0	0	197	9.9
1978-79	22-20	---	85-195	.436	0-0	.000	46-70	.657	138	6.3	70-1	36	0	0	0	216	9.8
1979-80	27-26	---	107-248	.431	0-0	.000	53-85	.624	181	6.7	92-5	18	0	0	0	267	9.9
Career	69-63	---	257-635	.405	0-0	.000	166-264	.629	455	6.6	162-6	64	0	0	0	680	9.9

Susan Weeks #34

Year	G-GS	Min-Avg	FG-FGA	Pct	3P-3PA	Pct	FT-FTA	Pct	Reb	Avg	PF--FO	AST	TO	BS	ST	Pts	Avg
1983-84	10-0	25-2.5	3-6	.500	0-0	.000	3-8	.375	8	0.8	4-0	1	20	0	1	9	0.9
Career	10-0	25-2.5	3-6	.500	0-0	.000	3-8	.375	8	0.8	4-0	1	20	0	1	9	0.9

Chloe Wells #4

Year	G-GS	Min-Avg	FG-FGA	Pct	3P-3PA	Pct	FT-FTA	Pct	Reb	Avg	PF--FO	AST	TO	BS	ST	Pts	Avg
2010-11	36-5	494-13.7	51-137	.372	13-53	.245	12-20	.600	33	0.9	36-0	62	40	7	53	127	3.5
Career	36-5	494-13.7	51-137	.372	13-53	.245	12-20	.600	33	0.9	36-0	62	40	7	53	127	3.5

Missy West #25

Year	G-GS	Min-Avg	FG-FGA	Pct	3P-3PA	Pct	FT-FTA	Pct	Reb	Avg	PF--FO	AST	TO	BS	ST	Pts	Avg
1996-97	23-5	288-12.5	40-108	.370	19-54	.352	10-16	.625	44	1.9	35-0	12	19	0	14	109	4.7
1998-99	11-0	43-3.9	5-14	.357	1-6	.167	5-6	.833	6	0.5	3-0	1	3	0	3	16	1.5
1999-00	31-4	437-14.1	80-172	.465	38-98	.388	25-33	.758	48	1.5	29-0	29	30	3	26	223	7.2
2000-01	31-0	319-10.3	33-104	.317	17-61	.279	18-21	.857	43	1.4	26-0	33	26	1	22	101	3.3
Career	96-9	1087-11.3	158-398	.397	75-219	.342	58-76	.763	141	1.5	93-0	75	78	4	65	449	4.7

Crystal White #55

Year	G-GS	Min-Avg	FG-FGA	Pct	3P-3PA	Pct	FT-FTA	Pct	Reb	Avg	PF--FO	AST	TO	BS	ST	Pts	Avg
2000-01	27-0	163-6.0	25-52	.481	0-0	.000	13-25	.520	47	1.7	34-0	3	17	23	3	63	2.3
2001-02	7-0	103-14.7	18-33	.545	0-0	.000	7-11	.636	25	3.6	12-0	3	9	8	3	43	6.1
Career	34-00	266-7.8	43-85	.506	0-0	.000	20-36	.556	72	2.1	46-0	6	26	31	6	106	3.1

Wynter Whitley #31

Year	G-GS	Min-Avg	FG-FGA	Pct	3P-3PA	Pct	FT-FTA	Pct	Reb	Avg	PF--FO	AST	TO	BS	ST	Pts	Avg
2001-02	35-20	772-22.1	89-185	.481	10-32	.313	84-118	.712	171	4.9	90-2	26	67	16	37	272	7.8
2002-03	37-1	547-14.8	60-154	.390	5-29	.172	37-60	.617	102	2.8	75-1	19	45	12	25	162	4.4
2003-04	4-0	26-6.5	2-7	.286	0-0	.000	0-0	.000	7	1.8	3-0	1	2	1	1	4	1.0
2004-05	35-4	676-19.3	73-166	.440	4-25	.160	41-61	.672	106	3.0	72-0	46	66	10	51	191	5.5
Career	111-25	2021-18.2	224-512	.438	19-86	.221	162-239	.678	386	3.5	240-3	92	180	39	114	629	5.7

Traci Williams #21

Year	G-GS	Min-Avg	FG-FGA	Pct	3P-3PA	Pct	FT-FTA	Pct	Reb	Avg	PF-FO	AST	TO	BS	ST	Pts	Avg
1987-88	26-8	419-16.1	46-148	.311	1-4	.250	36-58	.621	46	1.8	53-4	35	74	2	24	129	5.0
1988-89	19-5	341-17.9	47-122	.385	0-1	.000	39-61	.639	66	3.5	31-1	33	43	2	15	133	7.0
1989-90	28-27	859-30.7	101-260	.388	1-4	.250	52-79	.658	213	7.6	96-7	66	76	6	31	255	9.1
1990-91	27-27	871-32.3	146-316	.462	2-6	.333	99-136	.728	204	7.6	73-1	66	82	13	38	393	14.6
Career	100-67	2490-24.9	340-846	.402	4-15	.267	226-334	.677	529	5.3	253-13	200	275	23	108	910	9.1

Shannon Willis #44

Year	G-GS	Min-Avg	FG-FGA	Pct	3P-3PA	Pct	FT-FTA	Pct	Reb	Avg	PF-FO	AST	TO	BS	ST	Pts	Avg
1990-91	27-1	316-11.7	52-108	.481	0-0	.000	28-43	.651	92	3.4	34-0	6	33	11	9	132	4.9
1991-92	28-1	460-16.4	80-150	.533	0-0	.000	44-79	.557	152	5.4	55-2	14	50	16	18	204	7.3
1992-93	4-0	32-8.0	0-6	.000	0-0	.000	2-3	.667	6	1.5	5-0	0	3	1	3	2	0.5
Career	59-2	808-13.7	132-264	.500	0-0	.000	74-125	.592	250	4.2	94-2	20	86	28	30	338	5.7

YEAR-BY-YEAR TEAM/PLAYER STATS

2011-12 WOMEN'S BASKETBALL MEDIA GUIDE

1977-78

Record: 1-19; ACC: 0-8; Home: 0-9; Away: 1-10; Neutral: 0-0
Player G-GS MP FG-FGA Pct FT-FTA Pct Reb-Avg PF-DQ Ast TO BS St Pts-Avg
McCarthy 20-17 — 127-263 .475 77-124 .621 107.5-6 — 65 — — 331-16.6
Warren 20-17 — 65-192 .317 67-109 .615 136-7.2 — 10 — — 197-9.9
Ellis 20-15 — 58-156 .359 48-64 .750 76-4.0 — 20 — — 164-8.2
Friend 14-8 — 50-125 .375 10-13 .769 23-1.8 — 9 — — 110-7.9
Lockey 16-6 — 34-88 .386 4-4 1.000 26-1.7 — 4 — — 72-4.5
Hathorn 19-6 — 29-99 .293 13-25 .520 86-4.8 — 3 — — 71-3.7
Bulger 20-8 — 27-88 .307 11-37 .297 105-5.5 — 8 — — 65-3.3
Giordano 16-0 — 11-50 .220 8-15 .533 26-1.7 — 1 — — 30-1.9
Bergeron 19-6 — 11-42 .262 8-12 .667 30-1.7 — 33 — — 30-1.6
Fagerberg 10-1 — 2-15 .133 5-10 .500 5-0.6 — 0 — — 9-0.9
Taylor 13-0 — 2-8 .250 3-10 .300 13-1.1 — 1 — — 7-0.5
Monroe 12-1 — 2-11 .182 4-4 1.000 6-0.5 — 0 — — 8-0.7
Morgan 4-0 — 0-1 .000 0-0 .000 0-0.0 — 0 — — 0-0.0
Smolens 4-0 — 1-1 1.000 0-0 .000 0-0.0 — 0 — — 2-0.5
Team — — — — — — — — — — — — — — —
Opps — — — — — — — — — — — — — — —

1978-79

Record: 11-11; ACC: 3-6; Home: 8-3; Away: 3-6; Neutral: 0-2
Player G-GS MP FG-FGA Pct FT-FTA Pct Reb-Avg PF-DQ Ast TO BS St Pts-Avg
Krause 22-21 — 135-284 .475 51-77 .662 237-10.7 57-0 26 — — — 321-14.5
McCarthy 22-22 — 123-272 .452 56-82 .682 66-3.0 49-0 72 — — — 302-13.7
Earnhardt 20-20 — 101-209 .483 17-23 .739 115-5.7 34-0 37 — — — 219-10.9
Warren 22-20 — 85-195 .435 46-70 .657 138-6.2 70-1 36 — — — 216-9.8
Matthews 22-19 — 65-164 .396 53-81 .654 93-4.2 60-6 45 — — — 183-8.3
Bulger 22-1 — 27-75 .360 11-32 .344 79-3.5 34-0 7 — — — 65-2.9
Markiewicz 21-5 — 38-82 .463 8-11 .727 16-0.7 26-0 16 — — — 84-4.0
Bergeron 16-1 — 10-27 .370 0-5 .000 7-0.4 8-0 9 — — — 20-1.2
Leonard 14-0 — 7-32 .218 6-10 .600 9-0.6 7-0 14 — — — 20-1.4
Monroe 15-1 — 5-18 .277 4-6 .667 11-0.7 15-0 4 — — — 14-1.4
Friend 10-0 — 5-23 .217 0-0 — 15-1.5 2-0 3 — — — 10-1.0
Griffin 9-0 — 3-20 .150 1-2 .500 15-1.7 8-0 1 — — — 7-0.8
Team — — — — — — — — — — — — — — —
Dead Ball Rebounds* — — — — — — — — — — 73-3.3
Duke 22 — 604-1401 .431 253-399 .634 906-41.1 370-7 272 456 — — 1461-66.4
Opps 22 — 612-1529 .400 250-386 .647 941-42.7 382-10 262 436 — — 1474-67.0

1979-80

Record: 14-13; ACC: 5-5; Home: 8-3; Away: 5-5; Neutral: 1-5
Player G-GS MP FG-FGA Pct FT-FTA Pct Reb-Avg PF-DQ Ast TO BS St Pts-Avg
Krause 27-26 — 127-291 .436 99-135 .733 251-9.3 84-5 22 — — — 353-13.1
Warren 27-26 — 107-248 .431 53-85 .624 181-6.7 92-5 18 — — — 267-9.9
McCarthy 25-23 — 104-278 .374 38-62 .613 73-2.9 45-0 75 — — — 246-9.8
Walsh 27-5 — 91-227 .401 41-63 .651 89-3.3 45-0 25 — — — 223-8.3
Matthews 27-9 — 60-159 .377 65-101 .644 180-6.7 85-6 45 — — — 185-6.9
Thomasson 27-27 — 84-215 .391 16-21 .762 77-2.9 69-4 93 — — — 184-6.8
Earnhardt 27-18 — 80-184 .435 24-38 .632 123-4.6 45-0 23 — — — 184-6.8
Rose 27-0 — 50-135 .370 24-38 .632 34-1.3 27-0 34 — — — 124-4.6
Reid 23-0 — 16-48 .333 10-18 .556 31-1.3 13-0 3 — — — 42-1.8
Markiewicz 21-1 — 19-41 .463 4-4 1.000 10-0.5 15-0 8 — — — 42-2.0
Monroe 23-0 — 6-10 .600 6-9 .667 16-0.7 15-0 8 — — — 18-0.8
Rokus 16-0 — 2-9 .222 3-5 .600 8-0.5 3-0 1 — — — 7-0.4
Team — — — — — — — — — — 93-3.4
Dead Ball Rebounds* — — — — — — — — — — 99-3.7
Duke 27 — 746-1845 .404 383-579 .661 1166-43.2 538-20 355 602 — — 1875-69.4
Opps 27 — 833-1990 .419 328-506 .648 1268-47.0 576-15 384 576 — — 1994-73.9

1980-81

Record: 12-13; ACC: 3-6; Home: 8-3; Away: 3-9; Neutral: 0-2
Player G-GS MP FG-FGA Pct FT-FTA Pct Reb-Avg PF-DQ Ast TO BS St Pts-Avg
Hurd 25-25 — 138-278 .496 49-67 .731 174-6.9 64-1 18 — — — 325-13.0
Krause 25-25 — 121-238 .508 82-102 .804 244-9.7 79-2 37 — — — 324-12.9
Walsh 25-25 — 119-291 .408 37-57 .649 80-3.2 61-2 61 — — — 275-11.0
Rose 24-14 — 96-241 .398 31-41 .756 42-1.7 53-2 97 — — — 223-9.2
Healey 23-9 — 58-146 .397 30-41 .731 82-3.5 47-1 19 — — — 146-6.3
Chesnut 22-5 — 57-105 .542 17-46 .369 103-4.6 44-0 3 — — — 131-5.9
Matthews 17-7 — 29-72 .402 41-54 .759 70-4.1 48-2 31 — — — 99-5.8
Thomasson 25-13 — 40-104 .384 16-21 .761 35-1.4 61-4 93 — — — 96-3.8
Harlow 23-0 — 38-71 .535 8-12 .667 51-2.2 17-0 8 — — — 84-3.6
Reid 19-1 — 17-38 .447 6-9 .667 31-1.6 15-0 6 — — — 40-2.1
Conway 5-1 — 13-23 .565 11-21 .523 28-5.6 14-0 0 — — — 37-7.4
Tenny 5-0 — 0-0 — 1-2 .500 0 1-0 0 — — — 1-0.2
Team — — — — — — — — — — 81-3.2
Dead Ball Rebounds* — — — — — — — — — — 48-1.9
Duke 25 — 726-1613 .450 329-478 .688 1021-40.8 504-15 373 503 — — 1781-71.2
Opps 25 — 711-1602 .443 337-484 .696 942-37.6 488-10 356 474 — — 1759-70.3

*Dead Ball Rebounds do not count in Team Rebound Average

1981-82

Record: 14-15; ACC: 3-8; Home: 8-5; Away: 4-7; Neutral: 2-3
Player G-GS MP FG-FGA Pct FT-FTA Pct Reb-Avg PF-DQ Ast TO BS St Pts-Avg
Hurd 29-24 — 178-403 .442 39-66 .591 192-6.6 77-3 29 — — — 395-13.6
Chesnut 29-21 — 117-264 .443 54-100 .540 240-8.3 81-4 15 — — — 288-9.9
Rose 29-21 — 95-240 .396 51-65 .785 40-1.4 59-0 122 — — — 241-8.3
Harlow 29-20 — 87-216 .403 48-70 .686 187-6.4 52-0 44 — — — 222-7.7
Hertzog 28-22 — 95-213 .446 15-21 .714 74-2.6 59-1 69 — — — 205-7.3
Walsh 27-10 — 69-209 .330 41-50 .820 59-2.2 36-0 46 — — — 179-6.6
Matthews 28-10 — 48-101 .475 49-62 .790 79-2.8 50-0 29 — — — 145-5.2
Mikels 27-2 — 47-113 .416 36-49 .735 90-3.3 49-0 6 — — — 130-4.8
Hart 17-0 — 23-53 .434 11-17 .647 54-3.2 28-0 7 — — — 57-3.4
Martin 11-4 — 7-20 .350 1-2 .500 16-1.4 21-0 24 — — — 15-1.3
Boyle 20-1 — 9-32 .281 3-7 .429 19-0.9 13-0 3 — — — 21-1.1
Copeland 13-0 — 1-5 .200 1-3 .333 3-0.2 3-0 2 — — — 3-0.2
Team — — — — — — — — — — 107-3.7
Dead Ball Rebounds* — — — — — — — — — — 77-2.7
Duke 29 — 776-1859 .417 349-512 .682 1160-40.0 528-8 394 567 — — 1901-65.6
Opps 29 — 766-1791 .428 353-530 .666 1135-39.1 531-16 389 599 — — 1885-65.0

*Dead Ball Rebounds do not count in Team Rebound Average

1982-83

Record: 15-10; ACC: 6-7; Home: 9-3; Away: 4-6; Neutral: 2-1
Player GP-GS MP FG-FGA Pct FT-FTA Pct Reb-Avg PF-DQ Ast TO BS St Pts-Avg
Hurd 25-9 — 147-294 .500 44-61 .721 138-5.5 38-1 24 — — — 338-13.5
Chesnut 22-20 — 130-249 .522 49-80 .613 163-7.4 59-2 27 — — — 309-14.0
Harlow 25-23 — 89-202 .441 27-31 .871 147-5.9 51-1 47 — — — 205-8.2
Rose 25-20 — 66-160 .413 54-63 .857 38-1.5 44-0 82 — — — 186-7.4
Goins 19-16 — 71-159 .447 37-50 .740 80-4.2 25-0 39 — — — 179-9.4
Sullivan 25-23 — 73-158 .462 17-46 .370 140-5.6 83-5 11 — — — 163-6.5
Mikels 25-0 — 56-123 .455 30-52 .577 80-3.2 60-2 11 — — — 142-5.7
Hertzog 22-9 — 56-113 .496 16-18 .889 43-1.9 41-2 38 — — — 128-5.8
Walsh 23-4 — 55-121 .455 16-20 .800 42-1.8 28-0 22 — — — 126-5.5
Boyle 20-1 — 26-69 .377 14-21 .667 41-2.1 23-1 11 — — — 66-3.3
Hart 15-0 — 5-14 .357 8-9 .889 17-1.1 10-0 3 — — — 18-1.2
Team — — — — — — — — — — 104-4.2
Dead Ball Rebounds* — — — — — — — — — — 75-3.0
Duke 25 — 774-1662 .466 312-451 .692 1034-41.4 462-14 315 477 — — 1860-74.4
Opps 25 — 662-1609 .411 330-499 .661 960-38.4 479-10 297 478 — — 1653-66.1

*Dead Ball Rebounds do not count in Team Rebound Average

1983-84

Record: 13-14; ACC: 5-9; Home: 9-5; Away: 3-6; Neutral: 1-3
Player GP-GS MP FG-FGA Pct FT-FTA Pct Reb-Avg PF-DQ Ast TO BS St Pts-Avg
Mikels 27-19 — 136-292 .466 115-157 .732 171-6.3 91-6 21 — — — 387-14.3
Chesnut 27-27 — 119-266 .447 57-116 .491 231-8.6 81-6 37 — — — 295-10.9
Harlow 27-27 — 110-231 .476 39-58 .672 169-6.3 50-3 60 — — — 259-9.6
Goins 27-25 — 91-192 .474 66-92 .717 95-3.5 29-1 60 — — — 248-9.2
Hurd 25-6 — 78-194 .402 27-32 .844 91-3.6 21-0 26 — — — 183-7.3
Hertzog 27-27 — 78-180 .433 24-33 .727 62-2.3 69-0 72 — — — 180-6.7
Boyle 27-3 — 56-155 .361 41-55 .745 82-3.0 51-1 34 — — — 153-5.7
Sonzogni 21-0 — 41-95 .432 22-32 .688 23-1.1 24-0 12 — — — 104-5.0
Hunter 21-0 — 15-47 .319 8-10 .800 9-0.4 25-0 10 — — — 38-1.8
Hart 21-0 — 9-21 .429 14-22 .636 25-1.2 14-0 2 — — — 32-1.5
Weeks 10-0 — 3-6 .500 3-8 .375 8-0.8 4-0 1 — — — 9-0.9
Sullivan 3-1 — 0-3 .000 0-2 .000 4-1.3 7-0 0 — — — 0-0.0
Team — — — — — — — — — — 102-3.8
Dead Ball Rebounds* — — — — — — — — — — 87-3.2
Duke 27 — 736-1682 .438 416-617 .674 1072-39.7 466-17 335 511 — — 1888-69.9
Opps 27 — 764-1729 .442 294-480 .613 1064-39.4 558-17 355 549 — — 1822-67.5

*Dead Ball Rebounds do not count in Team Rebound Average

1984-85

Record: 19-8; ACC: 7-7; Home: 8-3; Away: 6-4; Neutral: 5-1
Player GP-GS MP FG-FGA Pct FT-FTA Pct Reb-Avg PF-DQ Ast TO BS St Pts-Avg
Moreland 25-25 — 163-288 .566 113-160 .706 238-9.5 75-2 32 — — — 439-17.6
Boyle 27-4 — 151-317 .476 59-90 .656 85-3.1 86-5 80 — — — 361-13.4
Mikels 27-26 — 135-314 .430 69-93 .742 213-7.9 73-2 39 — — — 339-12.6
Goins 27-27 — 124-255 .486 86-106 .811 140-5.2 32-0 71 — — — 334-12.4
Sullivan 26-26 — 71-164 .433 41-61 .672 139-5.3 93-5 38 — — — 183-7.0
Hertzog 27-27 — 79-175 .451 29-42 .690 73-2.7 59-0 79 — — — 187-6.9
Hunter 19-0 — 19-52 .365 11-15 .733 23-1.2 16-0 32 — — — 49-2.6
Andersen 25-0 — 19-44 .432 17-25 .680 47-1.9 27-0 15 — — — 55-2.2
Sonzogni 21-0 — 17-45 .378 11-18 .611 16-0.8 15-0 10 — — — 45-2.1
Kalinowski 13-0 — 8-22 .364 1-6 .167 26-2.0 10-0 2 — — — 17-1.3
Weeks 10-0 — 3-9 .333 2-4 .500 14-1.4 1-0 1 — — — 8-0.8
Team — — — — — — — — — — 89-3.3
Dead Ball Rebounds* — — — — — — — — — — 85-3.1
Duke 27 — 789-1685 .468 439-620 .708 1103-40.9 487-14 399 506 — — 2017-74.7
Opps 27 — 735-1712 .429 302-486 .621 964-35.7 545-17 337 524 — — 1772-65.6

*Dead Ball Rebounds do not count in Team Rebound Average

YEAR-BY-YEAR TEAM/PLAYER STATS

2011-12 WOMEN'S BASKETBALL MEDIA GUIDE

1985-86

Record: 21-9; ACC: 9-5; Home: 11-2; Away: 9-3; Neutral: 1-4
Player GP-GS MP FG-FGA Pct FT-FTA Pct Reb-Avg PF-DQ Ast TO BS St Pts-Avg
Moreland 30-29 917 254-438 .580 183-267 .685 355-11.8 78-1 20 74 9 25 691-23.0
Meier 30-5 745 168-339 .496 102-138 .739 148-4.9 84-4 84 87 11 58 438-14.6
Goins 28-28 821 142-300 .473 95-126 .754 146-5.2 34-0 127 67 10 35 379-13.5
Andersen 30-27 809 98-222 441 37-60 .617 148-4.9 92-3 71 89 7 36 233-7.8
Sullivan 30-30 756 79-202 .391 37-69 .536 214-7.1 112-6 27 44 58 16 195-6.5
Sonzogni 30-4 551 66-142 .465 49-65 .754 32-1.1 63-2 63 79 4 40 181-6.0
Langhi 30-0 379 59-131 450 15-25 .600 75-2.5 21-0 16 29 2 4 133-4.4
Christopher 23-0 179 26-55 .473 13-22 .591 58-2.5 30-1 3 13 0 9 65-2.8
Hunter 30-26 633 32-99 .323 20-33 .606 32-1.1 65-2 59 61 0 28 84-2.8
Kalinowski 20-1 151 8-31 .258 2-5 .400 42-2.1 13-0 3 10 2 1 18-0.9
Radabaugh 12-0 36 1-1 1.000 2-5 .400 1-0.1 0-0 2 2 0 0 4-0.3
Hanrahan 10-0 23 0-4 .000 2-3 .667 5-0.5 1-0 0 0 0 0 2-0.2
Team - - - - - 102-3.4 - - - - - - -
Dead Ball Rebounds* 103-3.4
Duke 30 - 933-1964 .475 557-818 .681 1357-45.2 593-19 475 558 103 252 2423-80.8
Opps 30 - 817-1914 .427 403-618 .652 1054-35.1 652-26 395 524 68 250 2037-67.9
*Dead Ball Rebounds do not count in Team Rebound Average

1986-87

Record: 19-10; ACC: 7-7; Home: 12-3; Away: 5-6; Neutral: 2-1
Player GP-GS MP FG-FGA Pct FT-FTA Pct Reb-Avg PF-DQ Ast TO BS St Pts-Avg
Moreland 28-27 944 219-396 .553 148-222 .667 294-10.5 76-0 39 69 5 24 586-20.9
Meier 29-29 978 196-408 .480 98-150 .653 151-5.2 76-3 129 106 11 68 490-16.9
Harnett 29-8 613 122-248 .492 46-64 .719 168-5.8 64-0 30 33 37 7 290-10.0
Andersen 26-25 762 101-231 .437 30-47 .638 139-5.3 58-1 44 74 2 23 232-8.9
Sonzogni 29-16 667 71-153 .464 29-46 .630 41-1.4 72-4 87 91 2 44 171-5.9
Sullivan 29-24 661 53-115 .461 36-58 .621 174-6.0 105-7 30 48 45 17 142-4.9
Langhi 28-1 246 34-93 .366 9-15 .600 41-1.5 20-1 18 20 1 2 77-2.8
Hunter 29-13 489 26-68 .382 18-24 .750 24-0.8 47-2 45 53 0 16 70-2.4
Christopher 27-2 257 23-53 .434 13-24 .542 63-2.3 38-0 23 27 1 9 59-2.2
Morgan 22-0 139 10-29 .345 6-8 .750 8-0.4 12-0 16 23 1 4 26-1.2
Kalinowski 15-0 44 0-5 .000 0-2 .000 13-0.9 5-0 2 3 0 1 0-0.0
Team - - - - - 94-3.2 - - - - - - -
Dead Ball Rebounds* 69-2.4
Duke 29 5800 855-1799 .475 433-660 .656 1210-41.7 573-18 463 549 105 215 2143-73.9
Opps 29 5800 763-1815 .420 449-637 .705 1064-36.7 598-27 394 494 72 275 1975-68.1
*Dead Ball Rebounds do not count in Team Rebound Average

1987-88

Record: 17-11; ACC: 5-9; Home: 9-4; Away: 6-6; Neutral: 2-1
Player GP-GS MP FG-FGA Pct FT-FTA Pct Reb-Avg PF-DQ Ast TO BS St Pts-Avg
Moreland 28-28 891 192-326 .589 132-219 .603 343-12.3 83-3 28 66 4 27 516-18.4
Harnett 28-23 756 157-316 .497 74-112 .661 218-7.8 79-3 36 78 36 13 388-13.9
Meier 22-17 578 110-237 .464 80-107 .748 123-5.6 50-1 83 69 15 54 304-13.8
Andersen 28-28 879 104-276 .377 52-71 .732 132-4.7 89-5 110 90 12 36 266-9.5
Morgan 26-26 892 59-145 .407 37-50 .740 55-2.0 58-1 93 87 1 30 171-6.1
Williams 26-8 419 46-148 .311 36-58 .621 46-1.8 53-4 35 74 2 24 129-5.0
Langhi 28-5 418 59-159 .371 13-23 .565 56-2.0 30-1 34 45 0 5 133-4.8
Christopher 28-5 355 30-66 .455 10-26 .385 82-2.9 47-1 9 32 8 25 70-2.5
Kost 28-0 263 20-37 .541 23-34 .676 60-2.1 32-0 7 22 1 2 63-2.3
Fletcher 14-0 40 3-4 .750 6-9 .667 5-0.4 3-0 0 3 0 1 12-0.9
Rodgers 20-0 134 5-12 .417 4-7 .571 9-0.5 6-0 18 21 0 2 14-0.7
Team - - - - - 94-3.4 - - - - - - -
Dead Ball Rebounds* 99-3.5
Duke 28 5625 785-1726 .455 467-716 .652 1223-43.7 530-19 453 593 79 219 2066-73.8
Opps 28 5625 741-1794 .413 377-575 .656 1037-37.0 582-21 399 545 56 261 1923-68.7
*Dead Ball Rebounds do not count in Team Rebound Average
• Three-Point Field Goals (29-101, .287): Morgan (16-50, .320); Andersen (6-17, .353); Meier (4-17, .235); Langhi (2-10, .200); Williams (1-4, .250); Rodgers (0-2, .000); Harnett (0-1, .000).

1988-89

Record: 12-16; ACC: 2-12; Home: 5-8; Away: 4-7; Neutral: 3-1
Player GP-GS MP FG-FGA Pct FT-FTA Pct Reb-Avg PF-DQ Ast TO BS St Pts-Avg
Harnett 27-26 816 211-393 .537 104-154 .675 222-8.2 78-1 41 73 21 40 526-19.5
Kraft 28-3 564 125-245 .510 90-100 .900 76-2.7 55-0 36 43 3 12 381-13.5
Langhi 28-28 765 104-281 .370 40-51 .784 97-3.5 59-2 50 55 3 14 265-9.5
Christopher 28-28 882 95-189 .503 49-86 .570 270-9.6 73-3 56 96 3 47 239-8.5
Baker 25-24 824 61-157 .389 42-56 .750 71-2.8 61-1 101 79 2 27 177-7.1
Peterson 27-1 474 75-201 .373 39-58 .672 120-4.4 49-0 16 32 10 19 191-7.1
Williams 19-5 341 47-122 .385 39-61 .639 66-3.5 31-1 33 43 2 15 133-7.0
Morgan 28-25 869 65-160 .406 28-36 .778 65-2.3 66-3 118 72 0 26 187-6.7
Rodgers 17-0 79 0-5 .000 5-7 .714 7-0.4 2-0 9 8 0 3 5-0.3
Carler 8-0 13 0-0 .000 0-0 .000 2-0.3 3-0 0 1 0 0 0-0.0
McFarland 10-0 23 0-1 .000 0-1 .000 1-0.1 2-0 1 5 0 2 0-0.0
Team - - - - - 90-3.2 - - - - - - -
Dead Ball Rebounds* 67-2.4
Duke 28 5650 783-1754 .446 436-610 .715 1087-38.8 479-11 461 510 44 205 2104-75.1
Opps 28 5650 865-1850 .468 348-525 .663 1083-38.7 556-16 540 470 49 262 2146-75.6
*Dead Ball Rebounds do not count in Team Rebound Average
• Three-Point Field Goals (102-251, .406): Kraft (41-76, .539); Morgan (29-69, .420); Langhi (17-61, .279); Baker (13-31, .419); Peterson (2-12, .167); Rodgers (0-1, .000); Williams (0-1, .000).

1989-90

Record: 15-13; ACC: 4-10; Home: 9-3; Away: 4-8; Neutral: 2-2
Player GP-GS MP FG-FGA Pct FT-FTA Pct Reb-Avg PF-DQ Ast TO BS St Pts-Avg
Meier 28-28 1009 179-390 .459 167-229 .729 248-8.9 83-2 113 99 16 52 529-18.9
Harnett 5-5 138 43-66 .652 5-11 .455 44-8.8 19-2 3 18 4 4 91-18.2
Kost 28-25 890 108-212 .509 90-142 .634 194-6.9 82-3 46 62 8 16 306-10.9
McDonald 28-5 601 113-272 .415 16-25 .640 55-2.0 55-1 31 57 0 22 278-9.9
Williams 28-27 859 101-260 .388 52-79 .658 213-7.6 96-7 66 76 6 31 255-9.1
Peterson 27-22 739 97-254 .382 28-59 .475 137-5.1 55-3 26 48 6 31 223-8.3
Morgan 28-28 994 68-180 .378 23-28 .821 63-2.3 60-2 113 88 1 26 204-7.3
McKisson 25-0 191 27-51 .529 18-26 .692 43-1.7 30-0 3 18 1 3 72-2.9
Baker 4-0 24 3-8 .375 1-3 .333 1-0.3 1-0 1 1 0 1 7-1.8
Stueby 7-0 19 2-2 1.000 0-2 .000 5-0.7 1-0 0 2 0 0 4-0.6
McFarland 18-0 72 2-9 .222 2-4 .500 7-0.4 7-0 15 11 0 4 6-0.3
Rodgers 18-0 45 0-1 .000 4-6 .667 3-0.2 5-0 2 8 0 1 4-0.2
Ayoitte 2-0 19 0-2 .000 0-0 .000 3-1.5 1-0 2 0 0 0 0-0.0
Team - - - - - 107-3.8 - - - - - - -
Dead Ball Rebounds* 86-3.1
Duke 28 5600 743-1707 .435 406-614 .661 1123-40.1 495 421 488 42 191 1979-70.7
Opps 28 5600 754-1773 .425 308-472 .653 1074-38.4 525 430 478 71 167 1905-68.0
*Dead Ball Rebounds do not count in Team Rebound Average
• Three-Point Field Goals (87-234, .372): Morgan (45-110, .409); McDonald (36-98, .367); Meier (4-15, .267); Williams (1-4, .250); Peterson (1-6, .167); Baker (0-1, .000).

1990-91

Record: 16-12; ACC: 6-8; Home: 8-6; Away: 5-4; Neutral: 3-2
Player GP-GS MP FG-FGA Pct FT-FTA Pct Reb-Avg PF-DQ Ast TO BS St Pts-Avg
Harnett 28-28 897 194-362 .536 102-143 .713 247-8.6 69-3 54 88 32 22 490-17.5
Williams 27-27 871 146-316 .462 99-136 .728 204-7.6 73-1 66 82 13 38 393-14.6
Kost 27-27 822 94-182 .516 89-147 .605 184-6.8 74-1 42 68 3 12 277-10.3
McDonald 27-13 714 104-275 .378 31-39 .795 62-2.3 62-2 44 50 2 28 257-9.5
Baker 28-26 876 53-171 .310 70-92 .761 85-3.0 68-2 81 85 1 36 187-6.7
Wills 27-1 311 52-108 .481 28-43 .651 92-3.4 34-0 6 33 11 9 132-4.9
Johnson 27-1 859 45-108 .417 13-25 .520 48-1.8 30-0 18 29 8 8 103-3.8
Lavoie 11-0 62 8-24 .333 3-4 .750 12-1.1 4-0 1 5 0 1 19-1.7
Evans 26-0 149 16-28 .571 7-11 .636 44-1.7 12-0 5 16 0 0 39-1.5
McFarland 28-16 433 8-26 .308 12-25 .480 30-1.1 52-0 51 75 4 27 28-1.0
Anderson 18-1 88 6-25 .240 1-4 .250 7-0.4 6-0 3 10 0 4 13-0.7
McKaig 10-0 25 1-4 .250 0-0 .000 1-0.1 0-0 0 2 0 1 2-0.2
Team - - - - - 129-4.6 - - - - - - -
Dead Ball Rebounds* 85-3.0
Duke 28 5613 727-1629 .446 455-669 .680 1145-40.9 484 371 543 74 186 1940-69.3
Opps 28 5613 727-1769 .411 363-532 .682 1029-36.8 570 376 468 62 272 1931-69.0
*Dead Ball Rebounds do not count in Team Rebound Average
• Three-Point Field Goals (31-134, .231): McDonald (18-65, .277); Baker (11-61, .180); Williams (2-6, .333); Anderson (0-2, .000).

1991-92

Record: 14-15; ACC: 4-12; Home: 7-7; Away: 4-7; Neutral: 3-1
Player GP-GS MP FG-FGA Pct FT-FTA Pct Reb-Avg PF-DQ Ast TO BS St Pts-Avg
Lavoie 29-29 792 157-305 .515 56-89 .629 181-6.2 67-2 62 62 11 30 370-12.8
Baker 25-20 717 94-238 .382 66-86 .767 68-2.7 52-0 69 76 2 32 288-11.5
Kost 29-28 833 112-203 .552 98-151 .649 174-6.0 70-2 39 62 3 17 322-11.1
Johnson 28-22 759 107-249 .430 67-93 .720 113-4.0 75-2 55 73 24 27 281-10.0
McDonald 26-9 582 81-196 .413 19-26 .731 47-1.8 47-0 42 41 3 37 191-7.3
Wills 28-1 460 80-150 .533 44-79 .557 152-5.4 55-2 14 50 16 18 204-7.3
Blanding 24-0 207 51-117 .436 17-25 .680 42-1.8 30-0 3 22 9 7 119-5.0
Kauffman 26-3 295 49-110 .445 22-32 .688 61-2.3 33-1 14 34 7 12 121-4.7
Anderson 28-17 481 23-65 .345 19-30 .633 47-1.7 38-1 29 47 0 30 67-2.4
Brandau 26-5 299 10-24 .417 11-25 .440 23-0.9 27-1 36 44 1 13 32-1.2
Meiman 15-0 79 7-21 .333 2-3 .667 10-0.7 2-0 10 5 0 3 18-1.2
McKaig 13-0 37 4-7 .571 3-4 .750 7-0.5 3-0 3 2 0 0 11-0.8
McFarland 24-10 232 3-15 .200 1-4 .250 18-0.8 25-0 17 30 0 12 7-0.3
Team - - - - - 123-4.2 - - - - - - -
Dead Ball Rebounds* 90-3.1
Duke 29 5773 778-1700 .458 425-647 .657 1066-36.8 524 398 547 76 238 2031-70.0
Opps 29 5773 747-1720 .434 411-595 .691 1064-36.7 576 383 561 52 258 2004-69.1
*Dead Ball Rebounds do not count in Team Rebound Average
• Three-Point Field Goals (50-154, .325): Baker (34-89, .382); McDonald (10-49, .204); Meiman (2-3, .667); Anderson (2-8, .250); Brandau (1-2, .500); Kauffman (1-2, .500); Lavoie (0-1, .000).

1992-93

Record: 12-15; ACC: 3-13; Home: 7-6; Away: 4-8; Neutral: 1-1
Player GP-GS MP FG-FGA Pct FT-FTA Pct Reb-Avg PF-DQ Ast TO BS St Pts-Avg
Kauffman 27-27 790 136-288 .472 54-72 .750 181-6.7 82-4 32 94 16 20 326-12.1
Blanding 24-8 501 118-242 .488 13-33 .394 117-4.9 73-6 10 37 23 18 249-10.4
Scanlon 27-4 592 102-255 .400 40-68 .588 76-2.8 42-0 34 49 2 22 269-10.0
Evans 25-25 670 85-214 .397 75-101 .743 153-6.1 64-2 21 43 11 14 245-9.8
McDonald 17-11 316 52-134 .388 17-21 .810 44-2.6 38-2 28 34 1 14 134-7.9
Meiman 25-14 396 57-127 .449 45-53 .849 46-1.8 25-1 27 32 2 16 177-6.8
Johnson 19-13 442 42-122 .344 35-47 .745 92-4.8 46-2 31 43 11 21 119-6.3
Anderson 27-26 849 56-157 .357 43-63 .683 105-3.9 61-0 102 90 0 63 161-6.0
Day 26-8 525 56-109 .514 36-48 .750 95-3.7 58-1 24 60 5 20 148-5.7
Brandau 27-1 310 13-30 .433 12-23 .522 29-1.1 39-0 50 46 2 36 40-1.5
Wills 4-0 32 0-6 .000 2-3 .667 6-1.5 5-0 0 3 1 3 2-0.5
McKaig 3-0 2 0-1 .000 0-0 .000 0-0.0 0-0 0 1 0 0 0-0.0
Team - - - - - 103-3.8 - - - - - - -
Dead Ball Rebounds* 68-2.5
Duke 27 5425 717-1685 .426 372-532 .699 1047-38.8 533 359 532 74 247 1864-69.0
Opps 27 5425 731-1675 .436 396-610 .649 1081-40.0 481 404 548 70 215 1933-71.6
*Dead Ball Rebounds do not count in Team Rebound Average
• Three-Point Field Goals (58-155, .374): Scanlon (25-63, .397); McDonald (13-30, .433); Meiman (12-33, .364); Anderson (6-23, .261); Brandau (2-4, .500); Evans (0-1, .000); Day (0-1, .000).

1993-94

Record: 16-11; ACC: 7-9; Home: 10-3; Away: 5-7; Neutral: 1-1

Table with columns: Player, GP-GS, MP, FG-FGA, Pct, FT-FTA, Pct, Reb-Avg, PF-DQ, Ast, TO, BS, St, Pts-Avg. Includes player stats for Kauffman, Scanlon, Johnson, Blanding, Day, Meiman, Hall, Anderson, Orr, Evans, Puckett, Coggeshall, Brown, Brandau, Team, and Duke.

1994-95

Record: 22-9; ACC: 10-6; Home: 12-2; Away: 5-6; Neutral: 5-1

Table with columns: Player, GP-GS, MP, FG-FGA, Pct, FT-FTA, Pct, Reb-Avg, PF-DQ, Ast, TO, BS, St, Pts-Avg. Includes player stats for Day, Kauffman, Scanlon, Orr, Hall, Meiman, Blanding, Coggeshall, Brown, McGinnis, Brandau, Team, and Duke.

1995-96

Record: 26-7; ACC: 12-4; Home: 11-3; Away: 9-3; Neutral: 6-1

Table with columns: Player, GP-GS, MP, FG-FGA, Pct, FT-FTA, Pct, Reb-Avg, PF-DQ, Ast, TO, BS, St, Pts-Avg. Includes player stats for Hall, Orr, Day, Scanlon, Black, Coggeshall, Howard, Medhanie, Jones, Brodnik, Team, and Duke.

1996-97

Record: 19-11; ACC: 9-7; Home: 11-2; Away: 5-6; Neutral: 3-3

Table with columns: Player, GP-GS, MP, FG-FGA, Pct, FT-FTA, Pct, Reb-Avg, PF-DQ, Ast, TO, BS, St, Pts-Avg. Includes player stats for Orr, Hall, Black, Howard, Brown, West, Coggeshall, Medhanie, Rice, Forle, Jones, Brodnik, Brown, Team, and Duke.

1997-98

Record: 24-8; ACC: 13-3; Home: 14-1; Away: 5-4; Neutral: 5-3

Table with columns: Player, GP-GS, MP, FG-FGA, Pct, FT-FTA, Pct, Reb-Avg, PF-DQ, Ast, TO, BS, St, Pts-Avg. Includes player stats for Erickson, Browne, Black, VanGorp, Howard, Schweitzer, Rice, Parent, Medhanie, Hepburn, Brown, Jones, Forle, Team, and Duke.

1998-99

Record: 29-7; ACC: 15-1; Home: 15-1; Away: 9-2; Neutral: 5-4

Table with columns: Player, GP-GS, MP, FG-FGA, Pct, FT-FTA, Pct, Reb-Avg, PF-DQ, Ast, TO, BS, St, Pts-Avg. Includes player stats for VanGorp, Erickson, Schweitzer, Browne, Howard, Black, Gingrich, Rice, Parent, Medhanie, Hayes, Jones, West, Team, and Duke.

1999-00

Record: 28-6; ACC: 12-4; Home: 16-2; Away: 7-3; Neutral: 5-1

Table with columns: Player, GP-GS, MP, FG-FGA, Pct, FT-FTA, Pct, Reb-Avg, PF-DQ, Ast, TO, BS, St, Pts-Avg. Includes player stats for Schweitzer, Browne, Rice, Mosch, Gingrich, Matyasovsky, West, Parent, Hayes, Brown, Gebisa, Gvozdenovic, Team, and Duke.

2000-01

Record: 30-30; ACC: 13-3; Home: 14-1; Away: 9-2; Neutral: 7-1

Table with columns: Player, GP-GS, MP, FG-FGA, Pct, FT-FTA, Pct, Reb-Avg, PF-DQ, Ast, TO, BS, St, Pts-Avg. Includes player stats for Beard, Schweitzer, Mosch, Tillis, Jones, Krapohl, White, Gvozdenovic, Krapohl, Gingrich, Gebisa, Team, and Duke.

2001-02

Record: 34-6; ACC: 16-2; Home: 17-0; Away: 6-2; Neutral: 11-4

Table with columns: Player, GP-GS, MP, FG-FGA, Pct, FT-FTA, Pct, Reb-Avg, PF-DQ, Ast, TO, BS, St, Pts-Avg. Includes player stats for Duke, Opps, Team, and Duke.

2011-12

Record: 16-11; ACC: 7-9; Home: 10-3; Away: 5-7; Neutral: 1-1

Table with columns: Player, GP-GS, MP, FG-FGA, Pct, FT-FTA, Pct, Reb-Avg, PF-DQ, Ast, TO, BS, St, Pts-Avg. Includes player stats for Kauffman, Scanlon, Johnson, Blanding, Day, Meiman, Hall, Anderson, Orr, Evans, Puckett, Coggeshall, Brown, Brandau, Team, and Duke.

2011-12

Record: 22-9; ACC: 10-6; Home: 12-2; Away: 5-6; Neutral: 5-1

Table with columns: Player, GP-GS, MP, FG-FGA, Pct, FT-FTA, Pct, Reb-Avg, PF-DQ, Ast, TO, BS, St, Pts-Avg. Includes player stats for Day, Kauffman, Scanlon, Orr, Hall, Meiman, Blanding, Coggeshall, Brown, McGinnis, Brandau, Team, and Duke.

2011-12

Record: 26-7; ACC: 12-4; Home: 11-3; Away: 9-3; Neutral: 6-1

Table with columns: Player, GP-GS, MP, FG-FGA, Pct, FT-FTA, Pct, Reb-Avg, PF-DQ, Ast, TO, BS, St, Pts-Avg. Includes player stats for Hall, Orr, Day, Scanlon, Black, Coggeshall, Howard, Medhanie, Jones, Brodnik, Team, and Duke.

2011-12

Record: 19-11; ACC: 9-7; Home: 11-2; Away: 5-6; Neutral: 3-3

Table with columns: Player, GP-GS, MP, FG-FGA, Pct, FT-FTA, Pct, Reb-Avg, PF-DQ, Ast, TO, BS, St, Pts-Avg. Includes player stats for Orr, Hall, Black, Howard, Brown, West, Coggeshall, Medhanie, Rice, Forle, Jones, Brodnik, Brown, Team, and Duke.

2011-12

Record: 24-8; ACC: 13-3; Home: 14-1; Away: 5-4; Neutral: 5-3

Table with columns: Player, GP-GS, MP, FG-FGA, Pct, FT-FTA, Pct, Reb-Avg, PF-DQ, Ast, TO, BS, St, Pts-Avg. Includes player stats for Erickson, Browne, Black, VanGorp, Howard, Schweitzer, Rice, Parent, Medhanie, Hepburn, Brown, Jones, Forle, Team, and Duke.

2011-12

Record: 29-7; ACC: 15-1; Home: 15-1; Away: 9-2; Neutral: 5-4

Table with columns: Player, GP-GS, MP, FG-FGA, Pct, FT-FTA, Pct, Reb-Avg, PF-DQ, Ast, TO, BS, St, Pts-Avg. Includes player stats for VanGorp, Erickson, Schweitzer, Browne, Howard, Black, Gingrich, Rice, Parent, Medhanie, Hayes, Jones, West, Team, and Duke.

2011-12

Record: 28-6; ACC: 12-4; Home: 16-2; Away: 7-3; Neutral: 5-1

Table with columns: Player, GP-GS, MP, FG-FGA, Pct, FT-FTA, Pct, Reb-Avg, PF-DQ, Ast, TO, BS, St, Pts-Avg. Includes player stats for Schweitzer, Browne, Rice, Mosch, Gingrich, Matyasovsky, West, Parent, Hayes, Brown, Gebisa, Gvozdenovic, Team, and Duke.

2011-12

Record: 30-30; ACC: 13-3; Home: 14-1; Away: 9-2; Neutral: 7-1

Table with columns: Player, GP-GS, MP, FG-FGA, Pct, FT-FTA, Pct, Reb-Avg, PF-DQ, Ast, TO, BS, St, Pts-Avg. Includes player stats for Beard, Schweitzer, Mosch, Tillis, Jones, Krapohl, White, Gvozdenovic, Krapohl, Gingrich, Gebisa, Team, and Duke.

2011-12

Record: 34-6; ACC: 16-2; Home: 17-0; Away: 6-2; Neutral: 11-4

Table with columns: Player, GP-GS, MP, FG-FGA, Pct, FT-FTA, Pct, Reb-Avg, PF-DQ, Ast, TO, BS, St, Pts-Avg. Includes player stats for Duke, Opps, Team, and Duke.

YEAR-BY-YEAR TEAM/PLAYER STATS

2011-12 WOMEN'S BASKETBALL MEDIA GUIDE

2001-02

Record: 31-4; ACC: 16-0; Home: 15-1; Away: 10-1; Neutral: 6-2

Player	GP-GS	MP	FG-FGA	Pct	FT-FTA	Pct	Reb-Avg	PF-DQ	Ast	TO	BS	St	Pts-Avg
Beard	35-35	1164	275-481	.572	119-158	.753	213-6.1	88-2	154	93	25	114	694-19.8
Currie	35-22	971	178-360	.494	138-179	.771	209-6.0	87-2	90	20	50	502-14.3	
Tillis	34-33	1032	197-436	.452	62-91	.681	271-8.0	91-2	94	99	30	79	486-14.3
Mosch	35-15	868	109-243	.449	90-108	.833	123-3.5	46-1	86	57	5	33	320-9.1
Whitley	35-20	772	89-185	.481	84-118	.712	171-4.9	90-2	26	67	16	37	272-7.8
Malayovsky	35-17	751	90-174	.517	30-33	.909	130-3.7	79-2	34	47	16	25	224-6.4
Gingrich	34-3	589	61-147	.415	23-26	.885	58-1.7	50-0	88	55	3	14	198-5.8
Krapohl	35-29	676	49-104	.471	3-5	.600	74-2.1	21-0	94	44	1	40	147-4.2
Team	— — — — — 139-4.0 — — 9 — — — —												
Duke	35	7026	1080-2203	.490	563-741	.760	1465-40.7	584-11	678	581	129	404	2922-83.5
Opps	35	7015	835-2194	.381	415-596	.696	1238-35.4	633	433	688	72	273	2249-64.3

• Three-Point Field Goals (199-520, .383): Gingrich (53-114, .465); Krapohl (46-97, .474); Tillis (30-89, .337); Beard (25-66, .379); Malayovsky (14-39, .359); Mosch (12-39, .308); Whitley (10-32, .313); Currie (8-34, .235); Charges Taken (40); Whitley 17; Beard 10; Currie 5; Gingrich 5; Mosch 2; Krapohl 1.

2002-03

Record: 35-2; ACC: 16-0; Home: 13-1; Away: 9-0; Neutral: 13-1

Player	GP-GS	MP	FG-FGA	Pct	FT-FTA	Pct	Reb-Avg	PF-DQ	Ast	TO	BS	St	Pts-Avg
Beard	37-37	1161	294-558	.527	201-259	.776	256-6.9	98-0	110	87	48	104	813-22.0
Tillis	37-37	1128	212-476	.445	64-80	.800	273-7.4	93-3	79	91	38	80	535-14.5
Mosch	37-6	739	103-240	.429	75-102	.735	111-3.0	48-0	54	39	3	57	292-7.9
Bass	37-15	594	89-181	.492	78-115	.678	138-3.7	76-2	38	26	24	256-6.9	
Harding	37-16	958	84-192	.438	62-81	.765	145-3.8	63-1	124	59	9	68	231-6.2
Foley	32-0	426	91-147	.415	22-26	.846	67-2.1	36-1	62	32	2	18	174-5.4
Krapohl	37-37	925	65-170	.382	5-11	.455	65-1.8	37-1	98	52	1	43	194-5.2
Malayovsky	36-36	739	74-172	.430	19-28	.679	126-3.5	87-1	43	33	19	32	180-5.0
Whitley	37-1	547	60-154	.390	37-60	.617	102-2.8	75-1	19	45	12	25	162-4.4
Smith	25-0	233	34-64	.531	17-26	.654	62-2.5	16-0	9	16	11	11	85-3.4
Team	— — — — — 149-4.0 — — 12 — — — —												
Duke	37	7450	1076-2354	.457	580-788	.736	1494-40.4	629-10	626	504	169	462	2922-79.0
Opps	37	7450	729-2012	.362	387-574	.674	1255-33.9	673	396	796	103	233	1998-54.0

• Three-Point Field Goals (190-574, .331): Krapohl (59-155, .381); Tillis (47-122, .385); Foley (30-86, .349); Beard (24-85, .282); Malayovsky (13-45, .289); Mosch (11-38, .289); Whitley (5-29, .172); Harding (1-13, .077); Smith (0-1, .000); Charges Taken (60); Beard 18; Bass 16; Whitley 8; Harding 6; Krapohl 5; Mosch 4; Tillis 3.

2003-04

Record: 30-4; ACC: 15-1; Home: 14-1; Away: 10-1; Neutral: 6-2

Player	GP-GS	MP	FG-FGA	Pct	FT-FTA	Pct	Reb-Avg	PF-DQ	Ast	TO	BS	St	Pts-Avg
Beard	34-34	1067	242-488	.496	151-194	.778	184-5.4	74-0	132	76	46	80	671-19.7
Tillis	32-32	897	146-355	.411	83-96	.865	214-6.7	82-3	68	61	43	57	399-12.5
Currie	34-34	943	151-318	.475	105-139	.755	208-6.1	103-4	101	83	28	53	417-12.3
Bass	34-34	776	132-216	.611	77-122	.631	182-5.4	84-0	26	51	42	31	341-10.0
Hunter	27-0	424	96-172	.558	26-52	.500	131-4.9	58-1	20	41	33	22	218-8.1
Harding	34-33	1003	83-181	.459	57-87	.655	154-4.5	60-1	168	76	2	67	230-6.8
Krapohl	34-3	714	63-143	.441	12-19	.632	61-1.8	29-0	80	30	1	40	197-5.8
Foley	34-0	563	66-190	.347	17-20	.850	66-1.9	58-1	67	41	6	34	187-5.5
Bales	24-0	237	29-52	.558	20-29	.690	67-2.8	30-0	13	19	29	6	78-3.3
Howe	16-0	95	10-29	.345	1-1	1.000	10-0.6	7-0	7	5	0	2	26-1.6
Morgan	10-0	38	4-10	.400	0-0	.000	2-0.2	5-0	1	3	0	6	10-1.0
Marsh	7-0	17	3-8	.375	0-1	.000	4-0.6	4-0	1	1	0	0	7-1.0
Whitley	4-0	26	2-7	.286	0-0	.000	7-1.8	3-0	1	2	1	1	4-1.0
Team	— — — — — 114-3.4 — — 5 — — — —												
Duke	34	6800	1027-2169	.473	549-760	.722	1404-41.3	597-10	685	494	231	399	2785-81.9
Opps	34	6800	704-1944	.362	408-581	.702	1132-33.3	605	387	707	108	225	1951-57.4

• Three-Point Field Goals (182-546, .333): Krapohl (59-137, .431); Foley (38-116, .328); Beard (36-115, .313); Tillis (24-82, .293); Currie (10-42, .238); Harding (7-29, .241); Howe (5-18, .278); Morgan (2-5, .400); Marsh (1-2, .500); Charges Taken (53); Beard 19; Bass 10; Currie 9; Harding 7; Tillis 3; Foley 2; Bales 1; Krapohl 1; Hunter 1.

2004-05

Record: 31-5; ACC: 12-2; Home: 13-1; Away: 9-2; Neutral: 9-2

Player	GP-GS	MP	FG-FGA	Pct	FT-FTA	Pct	Reb-Avg	PF-DQ	Ast	TO	BS	St	Pts-Avg
Currie	36-36	1127	218-489	.446	168-215	.781	254-7.1	85-2	123	109	14	77	630-17.5
Williams	36-36	975	176-327	.538	68-111	.613	258-7.2	79-0	64	63	30	41	420-11.7
Smith	36-35	1163	134-312	.429	85-118	.720	101-2.8	80-3	154	134	3	61	394-10.9
Foley	34-32	1036	124-318	.390	55-69	.797	137-4.0	74-2	122	73	9	64	371-10.9
Bales	36-33	876	106-221	.480	63-94	.670	236-6.6	73-0	67	35	134	17	276-7.7
Black	34-3	641	87-165	.527	36-70	.514	260-7.6	64-0	39	57	46	28	210-6.2
Kurz	35-0	535	78-154	.506	8-11	.727	78-2.2	62-1	28	40	21	23	197-5.6
Whitley	35-4	676	73-166	.440	41-61	.672	106-3.0	72-0	46	66	10	51	191-5.5
Howe	11-1	173	17-57	.298	4-5	.800	14-1.3	12-0	13	13	0	10	48-4.4
Team	— — — — — 119-3.3 — — 7 — — — —												
Duke	36	7202	1013-2209	.439	528-754	.700	1563-43.4	601-8	656	597	267	372	2737-76.0
Opps	36	7202	721-2156	.334	396-580	.683	1256-34.9	623-15	424	665	112	296	2016-56.0

• Three-Point Field Goals (183-514, .356): Foley (68-191, .356); Smith (41-100, .410); Kurz (33-73, .452); Currie (26-82, .317); Howe (10-41, .244); Whitley (4-25, .160); Bales (1-1, .000); Williams (0-1, .000).

2005-06

Record: 31-4; ACC: 12-2; Home: 12-1; Away: 12-1; Neutral: 7-2

Player	GP-GS	MP	FG-FGA	Pct	FT-FTA	Pct	Reb-Avg	PF-DQ	Ast	TO	BS	St	Pts-Avg
Currie	35-35	972	202-425	.475	127-155	.819	203-5.8	83-0	99	69	9	48	573-16.4
Williams	35-35	867	160-259	.618	72-111	.649	222-6.3	75-1	57	69	33	31	392-11.2
Harding	35-35	1012	138-287	.481	75-96	.781	130-3.7	48-1	156	84	4	75	374-10.7
Bales	35-23	731	113-215	.526	92-117	.786	236-6.7	64-0	40	44	120	42	318-9.1
A. Wanner	35-15	758	111-246	.451	38-55	.691	87-2.5	62-0	112	86	8	65	310-8.9
Black	34-12	636	109-202	.540	49-84	.583	208-6.1	90-1	20	57	65	28	267-7.9
Smith	35-20	738	98-224	.438	43-61	.705	96-2.7	56-2	121	74	4	42	259-7.4
Foley	35-0	565	71-160	.444	16-19	.842	57-1.6	47-1	59	47	3	28	197-5.6
Kurz	30-0	347	62-115	.539	14-16	.875	73-2.4	35-0	13	19	7	18	161-5.4
Gay	26-0	229	40-64	.625	16-25	.640	62-2.4	21-0	8	17	13	20	96-3.7
Milch	3-0	43	4-8	.500	0-1	.000	4-1.3	6-0	10	7	1	4	9-3.0
E. Wanner	23-0	202	17-54	.315	5-7	.714	17-0.7	20-0	22	22	0	10	53-2.3
Team	— — — — — 137-3.9 — — 5 — — — —												
Duke	35	7100	1125-2259	.498	547-747	.732	1532-43.8	608-6	717	600	267	411	3009-86.0
Opps	35	7100	732-2085	.351	426-636	.670	1167-33.3	626-13	384	741	111	306	2038-58.2

• Three-Point Field Goals (212-542, .391): A. Wanner (50-131, .382); Currie (42-100, .420); Foley (39-97, .402); Kurz (23-52, .442); Harding (23-56, .411); Smith (20-63, .317); E. Wanner (14-39, .359); Milch (1-4, .250).

2006-07

Record: 32-2; ACC: 14-0; Home: 14-0; Away: 11-0; Neutral: 7-2

Player	GP-GS	MP	FG-FGA	Pct	FT-FTA	Pct	Reb-Avg	PF-DQ	Ast	TO	BS	St	Pts-Avg
A. Wanner	34-34	969	175-380	.461	60-78	.769	150-4.4	57-0	93	67	15	85	478-14.1
Harding	34-34	1035	169-381	.444	101-135	.748	136-4.0	49-0	131	77	10	51	463-13.6
Bales	34-34	990	142-306	.464	118-159	.742	265-7.8	79-1	67	68	151	39	403-11.9
Smith	34-34	930	105-251	.418	83-110	.755	147-4.3	48-0	135</				

2010-11

Record: 32-4; ACC: 12-2; Home: 17-0; Away: 11-3; Neutral: 4-1

Player	GP-GS	MP	FG-FGA	Pct	FT-FTA	Pct	Reb-Avg	PF-DQ	Ast	TO	BS	St	Pts-Avg
J. Thomas	36-36	1172	199-513	.388	80-121	.661	139-3.9	57-0	123	104	20	85	543-15.1
Christmas	36-35	949	107-285	.375	114-163	.699	227-6.3	73-0	60	76	13	57	343-9.5
Gray	34-18	721	99-229	.432	66-82	.805	113-3.3	49-0	86	62	7	66	297-8.7
K. Thomas	36-36	981	109-231	.472	57-104	.548	300-8.3	75-1	42	79	59	41	275-7.6
Peters	36-9	635	97-186	.522	25-34	.735	131-3.6	76-1	24	64	7	16	225-6.3
Vernerey	36-11	671	89-189	.471	35-83	.422	146-4.1	62-0	24	57	23	35	213-5.9
Liston	32-2	384	60-131	.458	29-42	.690	67-2.1	24-0	28	30	2	19	177-5.5
Selby	34-10	443	49-125	.392	7-10	.700	51-1.5	32-0	49	32	1	30	128-3.8
Wells	36-5	494	51-137	.372	12-20	.600	33-0.9	36-0	62	40	7	53	127-3.5
Jackson	28-3	292	35-88	.398	21-31	.677	68-2.4	30-0	12	24	1	22	93-3.3
Scheer	36-15	458	44-127	.346	15-24	.625	98-2.7	66-1	30	27	26	23	117-3.3
Team	—	—	—	—	—	—	140-3.9	—	—	—	1	—	—
Duke	36	7200	939-2241	.419	461-714	.646	1513-42.0	580-3	540	596	166	447	2538-70.5
Opps	36	7200	732-1972	.371	341-544	.627	1262-35.1	636-	450	766	123	268	2003-55.6

• Three-Point Field Goals (199-581, .343): J. Thomas (65-166, .392); Christmas (15-71, .211); Scheer (14-48, .292); Gray (33-83, .398); Selby (23-57, .404); Jackson (2-10, .200); Wells (13-53, .245); Liston (28-72, .389); Peters (6-21, .286); Vernerey (0-0, .000); K. Thomas (0-0, .000).

All-Time Results

Year-by-Year Results.....	129-135
Duke's 100-Point Games.....	135
Duke Year-by-Year	136
Duke Versus Ranked Opponents	137-138
All-Time Series Results	139-148
Duke Versus the Conferences.....	149
Games by Date.....	150-159
Games by Location.....	160-164

1975-76

Coach: Emma Jean Howard

Record: 0-14

Dec. 3	State Augustine	L	45-65
Dec. 6	Pfeiffer	L	49-77
Dec. 9	at Peace	L	48-81
Jan. 13	at North Carolina	L	53-85
Jan. 15	N.C. Central	L	36-64
Jan. 20	East Carolina	L	31-72
Jan. 22	at Campbell	L	55-73
Jan. 26	N.C. Central	L	43-44
Jan. 29	N.C. State	L	37-67
Jan. 31	at UNC Charlotte	L	47-64
Feb. 3	Campbell	L	69-72
Feb. 7	at Elon College	L	43-82
Feb. 14	Elon College	L	47-50
Feb. 19	at N.C. State	L	35-78

1976-77

Coach: Emma Jean Howard

Record: 2-12

Jan. 19	at Wake Forest	L	52-57
Jan. 21	Elon College	L	47-48
Jan. 25	UNC Charlotte	W	64-60
Jan. 28	Virginia Commonwealth	L	48-49
Feb. 1	#14 N.C. State	L	35-87
Feb. 3	at Campbell	L	63-78
Feb. 5	Shaw	L	59-76
Feb. 8	at Shaw	L	51-89
Feb. 11	at Western Carolina	L	45-77
Feb. 12	at N.C. Central	L	47-52
Feb. 16	N.C. Central	W	58-53
Feb. 19	Campbell	L	48-66
Feb. 21	at Elon College	L	38-74
Feb. 24	vs. Campbell ¹	L	50-61

1 - NCAIAW Tournament (High Point, N.C.)

1977-78

Coach: Debbie Leonard

Record: 1-19, 0-8 ACC (7th)

Dec. 1	UNC Greensboro	L	57-82
Dec. 3	at East Carolina	L	55-80
Dec. 5	Virginia*	L	57-74
Dec. 8	Wake Forest*	L	54-55
Jan. 11	at Clemson*	L	59-118
Jan. 14	#7 Maryland*	L	47-117
Jan. 19	at #2 N.C. State*	L	43-125
Jan. 20	at Virginia Commonwealth	W	65-59
Jan. 24	at North Carolina*	L	68-87
Jan. 26	at UNC Greensboro	L	63-81
Jan. 28	at Appalachian State	L	60-87
Feb. 2	#2 N.C. State*	L	36-86
Feb. 4	at UNC Charlotte	L	62-72
Feb. 6	East Carolina	L	66-70
Feb. 9	vs. #7 Maryland ¹	L	39-103
Feb. 16	Appalachian State	L	68-75
Feb. 18	Western Carolina	L	56-93
Feb. 20	at Davidson	L	61-62
Feb. 24	North Carolina*	L	72-80
Mar. 2	vs. East Carolina ²	L	47-87

1 - ACC Tournament (Charlottesville, VA)

2 - NCAIAW Tournament (Greenville, N.C.)

1978-79

Coach: Debbie Leonard

Record: 11-11, 3-6 ACC (5th)

Nov. 28	UNC Wilmington	W	71-61
Nov. 30	at Wake Forest*	W	65-52
Dec. 2	at East Carolina	L	66-81
Dec. 4	Guilford	W	82-48
Dec. 7	North Carolina*	L	65-82
Dec. 12	at Virginia Commonwealth	W	70-57
Jan. 10	Catawba	W	82-33

Jan. 13	Georgia Tech*	W	70-55
Jan. 16	at UNC Greensboro	W	65-51
Jan. 18	at #3 Maryland*	L	55-82
Jan. 20	#7 N.C. State*	L	44-99
Jan. 24	at Virginia*	L	61-68
Jan. 26	Peace	W	90-75
Jan. 29	Wake Forest*	W	77-66
Jan. 31	UNC Greensboro	W	64-52
Feb. 5	Clemson*	L	58-94
Feb. 8	vs. Clemson ¹	L	56-81
Feb. 12	Davidson	W	78-25
Feb. 16	at Appalachian State	L	64-85
Feb. 17	at Western Carolina	L	78-89
Feb. 20	at North Carolina*	L	54-69
Feb. 22	vs. East Carolina ²	L	46-69

1 - ACC Tournament (Raleigh, N.C.)

2 - NCAIAW Tournament (Boone, N.C.)

1979-80

Coach: Debbie Leonard

Record: 14-13, 5-5 ACC (4th)

Nov. 24	vs. Wake Forest* ¹	W	80-70
Nov. 25	at Virginia*	L	58-74
Nov. 29	at #5 N.C. State*	L	55-86
Dec. 1	East Carolina	W	76-75
Dec. 3	at Furman	W	90-56
Dec. 6	at North Carolina*	L	58-91
Dec. 8	UNC Asheville	W	101-53
Dec. 21	vs. St. John's	L	55-79
Dec. 22	at Princeton	W	66-61
Jan. 5	Colorado	L	64-78
Jan. 9	at #18 Clemson*	L	56-111
Jan. 11	Connecticut	L	69-81
Jan. 12	vs. Georgia State	L	57-68
Jan. 16	Wake Forest*	W	71-68
Jan. 18	#15 Maryland*	L	63-82
Jan. 19	Virginia Commonwealth	W	64-58
Jan. 21	at Georgia Tech*	W	72-71
Jan. 23	Virginia*	W	65-63
Jan. 28	Peace	W	83-60
Feb. 2	Appalachian State	W	88-70
Feb. 5	at UNC Wilmington	L	67-68
Feb. 8	vs. North Carolina ²	L	63-85
Feb. 11	at UNC Greensboro	W	82-74
Feb. 14	North Carolina	W	66-61
Feb. 19	at Guilford	W	82-69
Feb. 22	vs. North Carolina ³	L	59-83
Feb. 23	vs. East Carolina ³	L	65-99

1 - ACC Tip-Off Classic (Charlottesville, Va.)

2 - ACC Tournament (College Park, Md.)

3 - NCAIAW Tournament (Raleigh, N.C.)

1980-81

Coach: Debbie Leonard

Record: 11-14, 3-6 ACC (6th)

Nov. 21	at St. Joseph's	L	57-84
Nov. 22	at LaSalle	L	74-91
Nov. 29	George Mason	W	86-50
Dec. 2	UNC Wilmington	W	78-77
Dec. 4	#10 N.C. State*	L	78-96
Dec. 6	Appalachian State	W	90-71
Dec. 8	Wake Forest*	W	98-75
Dec. 10	at Virginia*	L	57-73
Jan. 2	at Cincinnati	L	64-86
Jan. 3	at Dayton	L	78-99
Jan. 5	at Xavier	W	74-46
Jan. 8	Manhattan	W	74-54
Jan. 10	at #17 Maryland*	L	68-85
Jan. 14	at Wake Forest*	W	76-61
Jan. 19	at East Carolina	L	69-79
Jan. 24	at Virginia Tech	L	55-66
Jan. 29	North Carolina*	L	65-77
Jan. 31	UNC Asheville	W	85-54

Feb. 2	#20 Clemson*	L	54-67
Feb. 6	Georgia Tech*	W	74-51
Feb. 7	Furman	W	89-48
Feb. 12	vs. #12 Maryland ¹	L	49-72
Feb. 18	at North Carolina*	L	47-77
Feb. 23	at Appalachian State	W	69-46
Mar. 2	vs. Appalachian State ²	L (OT)	73-74

1 - ACC Tournament (Clemson, S.C.)

2 - NCAIAW Tournament (Chapel Hill, N.C.)

1981-82

Coach: Debbie Leonard

Record: 14-15, 3-8 ACC (6th)

Nov. 20	George Washington	W	82-45
Nov. 21	Marshall	L	57-58
Nov. 27	Georgia Tech*	W	62-50
Dec. 1	at Wake Forest*	L	60-67
Dec. 3	North Carolina*	L	47-73
Dec. 8	#9 N.C. State*	L	53-70
Dec. 11	Virginia Tech	W	71-58
Jan. 3	#12 Maryland*	L	52-65
Jan. 8	at Stetson	W	79-59
Jan. 9	vs. Georgia Southern	L	58-64
Jan. 12	Wake Forest*	W	75-52
Jan. 15	vs. James Madison ¹	L	75-76
Jan. 16	vs. Campbell ¹	W	83-64
Jan. 19	at North Carolina*	L	59-93
Jan. 23	at Clemson*	L	59-84
Jan. 25	Stetson	W	70-44
Jan. 27	Virginia*	W	80-63
Jan. 30	at Appalachian State	W	75-60
Feb. 5	at North Georgia	W	74-62
Feb. 6	at Georgia Tech*	L	61-64
Feb. 10	at #8 N.C. State*	L	61-81
Feb. 13	at UNC Asheville	W	60-45
Feb. 16	EAST Carolina	L	57-79
Feb. 19	Appalachian State	W	85-73
Feb. 21	at UNC Wilmington	L	57-59
Feb. 26	at #9 N.C. State ²	L	55-69
Mar. 9	James Madison ³	W	63-60
Mar. 12	at East Tennessee St. ⁴	W (OT)	74-73
Mar. 13	vs. Vanderbilt ⁴	L	57-75

1 - Played in Greenville, N.C.

2 - ACC Tournament (Raleigh, N.C.)

3 - AIAW Region II Tournament (Durham, N.C.)

4 - AIAW Region II Tournament (Johnson City, Tenn.)

1982-83

Coach: Debbie Leonard

Record: 15-10, 6-7 ACC (4th)

Nov. 26	Eastern Kentucky	W	74-57
Dec. 1	at Clemson*	W	72-70
Dec. 4	UNC Charlotte	W	78-46
Dec. 10	vs. Furman	W	88-51
Dec. 11	vs. Baptist	W	86-37
Dec. 30	Virginia*	W	73-63
Jan. 3	at Georgia Tech*	W	55-43
Jan. 6	at Manhattan	L	64-69
Jan. 7	at Wagner	W	87-56
Jan. 11	#20 North Carolina*	L	68-84
Jan. 14	San Diego State	W	82-68
Jan. 18	#3 Maryland*	L	49-72
Jan. 22	Richmond	W	77-65
Jan. 26	at N.C. State*	L	55-71
Jan. 29	Clemson*	W	95-81
Jan. 31	Georgia Tech*	W	80-40
Feb. 2	at Wake Forest*	W	76-58
Feb. 5	at Virginia*	L	63-66
Feb. 13	at #8 Maryland*	L	68-89
Feb. 17	at #20 North Carolina*	L	65-82
Feb. 19	at UNC Charlotte	L	66-73
Feb. 22	#16 N.C. State*	L	81-102
Feb. 25	Appalachian State	W	89-51

ALL-TIME RESULTS

2011-12 WOMEN'S BASKETBALL MEDIA GUIDE

Feb. 28 Western Carolina W 77-67
 Mar. 4 Clemson¹ L (OT) 92-93
 1 - ACC Tournament (Fayetteville, N.C.)

1983-84

Coach: Debbie Leonard

Record: 13-14, 5-9 ACC (6th)

Nov. 26 N.C. Central W 103-60
 Nov. 27 Mars Hill W 90-47
 Nov. 29 Virginia* L 58-72
 Dec. 2 vs. Toledo¹ W 66-59
 Dec. 3 at Eastern Kentucky¹ L 44-46
 Dec. 6 #15 Clemson* L 72-78
 Dec. 10 at #8 Maryland* L 54-81
 Dec. 29 vs. Providence² L 64-65
 Dec. 30 vs. Seton Hall² L 67-74
 Jan. 1 vs. Florida International² L 56-83
 Jan. 7 at Georgia Tech* W 74-72
 Jan. 11 at North Carolina* L 63-72
 Jan. 14 Pennsylvania W 74-47
 Jan. 17 at #14 Clemson* L 73-79
 Jan. 20 Wake Forest* W 66-57
 Jan. 24 #20 N.C. State* W 62-86
 Jan. 28 at Richmond W 81-71
 Feb. 1 at Wake Forest* L 58-73
 Feb. 4 at #17 Virginia* L 55-82
 Feb. 8 #17 Maryland* L 63-64
 Feb. 11 Georgia Tech* W 69-61
 Feb. 16 #16 North Carolina* W 80-67
 Feb. 18 Campbell W 89-64
 Feb. 21 at #15 N.C. State* W (OT) 74-73
 Feb. 25 UNC Wilmington W 87-69
 Feb. 27 North Carolina A&T W 78-39
 Mar. 2 vs. #16 N.C. State³ L 68-81

1 - Eastern Kentucky Tournament (Richmond, Ky.)
 2 - Dial Classic (Miami, Fla.)
 3 - ACC Tournament (Fayetteville, N.C.)

1984-85

Coach: Debbie Leonard

Record: 19-8, 7-7 ACC (5th)

Nov. 20 N.C. Central W 109-53
 Nov. 23 vs. Furman¹ W 103-66
 Nov. 24 vs. William & Mary¹ W 86-48
 Nov. 28 Mars Hill W 93-60
 Dec. 1 at Radford W 83-64
 Dec. 5 at Wake Forest* L 53-64
 Dec. 8 Maryland* W 68-58
 Dec. 20 at Stetson W 67-56
 Dec. 20 vs. Georgetown² W 84-49
 Dec. 21 vs. Georgia Southern² W 71-65
 Dec. 31 Clemson* W 84-76
 Jan. 5 #11/- Virginia* L 58-75
 Jan. 8 North Carolina* W 63-62
 Jan. 12 at Georgia Tech* W 65-58
 Jan. 14 at Clemson* W 76-70
 Jan. 19 Wake Forest* L 55-59
 Jan. 22 at N.C. State* L 62-68
 Jan. 25 Georgia Tech* W 75-67
 Jan. 29 Richmond W 73-46
 Feb. 2 at #15/17 Virginia* L 66-74
 Feb. 6 at Maryland* W 63-60
 Feb. 12 at North Carolina* L 68-88
 Feb. 15 Virginia Commonwealth W 86-62
 Feb. 19 #15/15 N.C. State* L 72-73
 Feb. 23 at UNC Wilmington W 96-86
 Mar. 1 vs. Clemson³ W 81-76
 Mar. 2 vs. #14/14 N.C. State³ L 57-89

1 - Duke/WFU Doubleheader (Winston-Salem, N.C.)
 2 - USF Holiday Classic (Tampa, Fla.)
 3 - ACC Tournament (Fayetteville, N.C.)

1985-86

Coach: Debbie Leonard

Record: 21-9, 9-5 ACC (3rd)

Women's National Invitational

Nov. 23 Maryland-Eastern Shore W 85-58
 Nov. 26 Cheyney W 98-66
 Nov. 30 at George Mason W 85-66
 Dec. 1 at Richmond W 99-65
 Dec. 4 Wake Forest* W 77-67
 Dec. 7 at Maryland* L 60-74
 Dec. 18 at Rider W 79-36
 Dec. 19 at Seton Hall W 88-66
 Dec. 27 vs. Washington¹ L 71-83
 Dec. 28 vs. Cheyney¹ W 100-56
 Dec. 30 Indiana State W 94-40
 Jan. 4 Radford W 86-72
 Jan. 7 #19/18 North Carolina* W 79-78
 Jan. 11 at Georgia Tech* W 78-69
 Jan. 13 at Clemson* W 93-77
 Jan. 18 at #4/4 Virginia* L 76-90
 Jan. 21 N.C. State* W 70-66
 Jan. 25 Georgia Tech* W 77-61
 Jan. 27 Princeton W 77-35
 Feb. 1 #3/3 Virginia* L 67-81
 Feb. 5 at N.C. State* L 86-102
 Feb. 8 Clemson* W 80-76
 Feb. 12 at #13/13 North Carolina* W 86-79
 Feb. 15 at Wake Forest* W 76-59
 Feb. 17 UNC Asheville W 95-41
 Feb. 22 Maryland* L 67-72
 Mar. 1 vs. Wake Forest² L 71-72
 Mar. 20 at West Texas State³ W 68-67
 Mar. 21 vs. Northwestern State³ L 88-89
 Mar. 22 vs. Notre Dame³ L 67-74

1 - Texaco-Havoline Christmas Cl. (Villanova, Pa.)
 2 - ACC Tournament (Fayetteville, N.C.)
 3 - WNIT (Amarillo, Texas)

1986-87

Coach: Debbie Leonard

Record: 19-10, 7-7 ACC (4th)

NCAA Tournament - Second Round

Nov. 28 vs. Florida¹ W 76-74
 Nov. 29 at DePaul¹ L 72-78
 Dec. 3 Clemson* W 78-72
 Dec. 6 Appalachian State W 84-66
 Dec. 9 Winthrop W 80-45
 Dec. 12 at #16/17 Maryland* L 64-65
 Dec. 27 at Hofstra W 82-69
 Dec. 29 at St. John's² W 80-63
 Dec. 30 vs. Kentucky² W 68-63
 Jan. 2 East Carolina W 84-70
 Jan. 4 Old Dominion W 63-56
 Jan. 7 at North Carolina* L 68-76
 Jan. 10 Brigham Young W 80-60
 Jan. 14 Wake Forest* L 72-73
 Jan. 17 #-/22 Maryland* W 70-63
 Jan. 21 #14/14 N.C. State* L 79-86
 Jan. 24 at #6/6 Virginia* L 43-71
 Jan. 26 Georgia Tech* W 85-66
 Jan. 31 at Wake Forest* W 84-63
 Feb. 3 at #13/15 N.C. State* W 76-69
 Feb. 7 at Georgia Tech* W 86-72
 Feb. 9 at Clemson* L 76-79
 Feb. 12 Richmond W 68-52
 Feb. 14 Northern Illinois W 85-68
 Feb. 21 #7/9 Virginia* W 77-76
 Feb. 23 North Carolina* L 67-83
 Feb. 28 vs. Maryland³ L 62-64
 Mar. 11 Manhattan⁴ W 70-55
 Mar. 14 at #5/6 Rutgers⁵ L 64-78

1 - DePaul Tournament (Chicago, Ill.)

2 - Cahill Invitational (Jamaica, N.Y.)

3 - ACC Tournament (Fayetteville, N.C.)

4 - NCAA First Round (Durham, N.C.)

5 - NCAA Second Round (Piscataway, N.J.)

1987-88

Coach: Debbie Leonard

Record: 17-11, 5-9 ACC (5th)

Nov. 27 Wisconsin W 86-66
 Nov. 30 Howard W 83-71
 Dec. 5 vs. Southern California¹ W 78-75
 Dec. 6 at Providence¹ W 87-75
 Dec. 10 East Tennessee State W 86-48
 Dec. 12 at East Carolina W 68-49
 Dec. 21 Harvard W 86-61
 Dec. 27 at California W 85-57
 Dec. 29 at San Jose State² W 86-47
 Dec. 30 vs. Purdue² W 76-71
 Jan. 2 Boston University W 73-58
 Jan. 4 Clemson* W 68-61
 Jan. 9 at #15/14 Maryland* L 73-83
 Jan. 12 at Wake Forest* L 57-58
 Jan. 15 Georgia Tech* W (OT) 77-71
 Jan. 19 at N.C. State* L 85-97
 Jan. 23 #14/14 Virginia* L 49-72
 Jan. 27 North Carolina* L 65-66
 Jan. 30 at Georgia Tech* W 80-71
 Feb. 1 at Clemson* L 65-78
 Feb. 6 Notre Dame L 66-78
 Feb. 10 at Old Dominion W 83-81
 Feb. 13 #11/12 Maryland* W 81-73
 Feb. 16 Wake Forest* L 59-62
 Feb. 20 at North Carolina* L 64-68
 Feb. 24 N.C. State* W 68-66
 Feb. 27 at #9/10 Virginia* L 67-79
 Mar. 5 vs. #-/25 Clemson³ L 65-81

1 - Lady Friar Classic (Providence, R.I.)
 2 - Tip-Off Classic (San Jose, Calif.)
 3 - ACC Tournament (Fayetteville, N.C.)

1988-89

Coach: Debbie Leonard

Record: 12-16, 2-12 ACC (5th)

Nov. 25 vs. Eastern Washington¹ W 79-57
 Nov. 26 vs. San Diego¹ W 64-56
 Nov. 30 East Carolina W 93-60
 Dec. 2 Cleveland State² W 100-60
 Dec. 3 James Madison² W 80-79
 Dec. 5 William & Mary W 65-47
 Dec. 9 vs. Connecticut³ W 83-69
 Dec. 10 at Virginia Commonwealth³ W 83-76
 Dec. 20 #6/7 Stanford L 76-91
 Dec. 29 at Tulane W 80-72
 Dec. 30 at Southeastern Louisiana W 82-71
 Jan. 2 at Clemson* L 55-69
 Jan. 7 at #13/13 Virginia* L 66-78
 Jan. 10 at North Carolina* L (OT) 92-93
 Jan. 14 #8/8 Maryland* L 86-87
 Jan. 17 #16/14 N.C. State* L 68-75
 Jan. 21 #-/24 Old Dominion L 70-77
 Jan. 24 Wake Forest* L 69-72
 Jan. 28 Georgia Tech* L (OT) 94-97
 Jan. 31 at Richmond W 70-87
 Feb. 4 at #6/4 Maryland* L 64-100
 Feb. 8 Clemson* L 50-71
 Feb. 11 #14/14 Virginia* L 81-99
 Feb. 15 North Carolina* W 74-72
 Feb. 21 at #15/14 N.C. State* L 78-92
 Feb. 25 at Georgia Tech* W 78-71
 Feb. 27 at Wake Forest* L 74-79
 Mar. 4 vs. #14/14 N.C. State⁴ L 50-89

1 - Downeast Auto Classic (Bangor, Maine)

ALL-TIME RESULTS

2011-12 WOMEN'S BASKETBALL MEDIA GUIDE

2 - Duke Dial Soap Classic (Durham, N.C.)
 3 - VCU Classic (Richmond, Va.)
 4 - ACC Tournament (Fayetteville, N.C.)

2 - Duke Dial Soap Classic (Durham, N.C.)
 3 - Coca Cola Jowers Jamboree (San Marcos, Texas)
 4 - USF Holiday Classic (Tampa, Fla.)
 5 - ACC Tournament (Fayetteville, N.C.)

1 - Duke Classic (Durham, N.C.)
 2 - Seattle Times Husky Classic (Seattle, Wash.)
 3 - ACC Tournament (Rock Hill, S.C.)

1989-90

Coach: Debbie Leonard

Record: 15-13, 4-10 ACC (6th)

Nov. 25	vs. Illinois ¹	L	63-68
Nov. 26	vs. St. John's ¹	W	95-63
Nov. 28	at Appalachian State	W	73-65
Dec. 1	New Hampshire ²	W	82-47
Dec. 2	Boston College ²	W	85-64
Dec. 6	Western Carolina	W	77-64
Dec. 9	at William & Mary	W	65-62
Dec. 18	at #23/24 Old Dominion	L	78-92
Dec. 25	at Wagner ³	W	66-56
Dec. 28	vs. Hofstra ³	W	86-48
Dec. 31	at Seton Hall	W	72-65
Jan. 3	Radford	W	62-58
Jan. 5	at #12/13 Maryland*	L	60-68
Jan. 10	#8/11 N.C. State*	L	87-103
Jan. 13	Georgia Tech*	W	72-68
Jan. 16	#9/12 Virginia*	W	84-74
Jan. 20	North Carolina*	W	90-88
Jan. 24	at Wake Forest*	L	63-72
Jan. 27	at Georgia Tech*	L	74-78
Jan. 29	at Clemson*	L	49-64
Feb. 3	Wake Forest*	W	66-61
Feb. 7	at #11/11 N.C. State*	L	61-80
Feb. 10	at #12/12 Virginia*	L	62-86
Feb. 14	UNC Charlotte*	W	65-49
Feb. 18	Maryland*	L	58-62
Feb. 21	at North Carolina*	L	56-58
Feb. 26	Clemson*	L	60-65
Mar. 3	vs. Clemson ⁴	L	68-77

1 - Bowling Green Bank (Bowling Green, Ky.)
 2 - Duke Dial Soap Classic (Durham, N.C.)
 3 - Wagner Christmas Tournament (Staten Island, N.Y.)
 4 - ACC Tournament (Fayetteville, N.C.)

1990-91

Coach: Debbie Leonard

Record: 16-12, 6-8 ACC (5th)

Nov. 24	vs. Louisville ¹	L	66-73
Nov. 25	vs. Georgetown ¹	W	80-68
Nov. 29	East Tennessee State	W	85-55
Dec. 1	Harvard ²	W	90-76
Dec. 2	#9/9 Purdue ²	L	58-69
Dec. 7	vs. San Antonio ³	W	71-68
Dec. 8	at Southwest Texas St. ³	W	68-57
Dec. 18	Charleston	W	82-54
Dec. 21	vs. South Alabama ⁴	W	76-70
Dec. 22	at South Florida ⁴	W	78-62
Dec. 28	Xavier	L	73-78
Jan. 2	Wisconsin-Green Bay	W	70-59
Jan. 5	#1/1 Virginia*	L	56-92
Jan. 9	at #3/4 N.C. State*	L	84-96
Jan. 12	Old Dominion	W	70-62
Jan. 15	North Carolina*	W	78-72
Jan. 18	Wake Forest*	W	65-52
Jan. 21	Maryland*	L	63-74
Jan. 26	at Georgia Tech*	W	93-79
Jan. 28	at #20/20 Clemson*	L	49-63
Feb. 1	at Maryland*	W	45-44
Feb. 6	#3/4 N.C. State*	L	63-98
Feb. 9	at #1/1 Virginia*	L	61-86
Feb. 16	at Wake Forest*	L	51-68
Feb. 19	at North Carolina*	W	59-54
Feb. 22	#24/-- Clemson*	L	59-67
Feb. 24	Georgia Tech*	W	89-76
Mar. 2	vs. Clemson ⁵	L	58-60

1 - Felpausch/MSU Holiday Classic (Lansing, Mich.)

1991-92

Coach: Debbie Leonard

Record: 14-15, 4-12 ACC (8th)

Nov. 23	at East Tennessee State	W	104-71
Nov. 27	UNC Wilmington	W	94-37
Nov. 30	vs. Fairfield ¹	W	75-68
Dec. 1	at Harvard ¹	W	86-63
Dec. 6	Yale ²	W	60-55
Dec. 7	Seton Hall ²	L	60-67
Dec. 11	UNC Asheville	W	100-42
Dec. 14	UNC Greensboro	W	87-76
Dec. 28	at #12/11 Purdue ³	L	58-74
Dec. 29	vs. Kent State ³	W	84-79
Jan. 3	Georgia Tech*	W	80-76
Jan. 7	at #12/11 N.C. State*	W	73-69
Jan. 10	#15/15 Clemson*	L	72-107
Jan. 15	at North Carolina*	L	54-58
Jan. 18	at Wake Forest*	W	73-59
Jan. 21	at Florida State*	L	55-67
Jan. 24	#1/1 Maryland*	L	54-80
Feb. 1	#2/2 Virginia*	L	54-81
Feb. 5	Loyola (MD)	W	109-59
Feb. 8	Florida State*	L	53-61
Feb. 12	#24/24 North Carolina*	L	64-69
Feb. 15	at #2/2 Virginia*	L	48-93
Feb. 18	N.C. State*	L	67-87
Feb. 22	at #4/5 Maryland*	L	69-74
Feb. 26	Wake Forest*	W	69-61
Feb. 29	at #19/18 Clemson*	L	59-63
Mar. 2	at Georgia Tech*	L	53-75
Mar. 6	vs. Wake Forest ⁴	W	61-52
Mar. 7	vs. #1/1 Virginia ⁴	L	55-81

1 - Harvard Invitational (Cambridge, Mass.)
 2 - Duke Classic (Durham, N.C.)
 3 - Boilermaker Classic (West Lafayette, Ind.)
 4 - ACC Tournament (Rock Hill, S.C.)

1992-93

Coach: Gail Goestenkers

Record: 12-15, 3-13 ACC (9th)

Dec. 1	UNC Wilmington	W	88-52
Dec. 4	Northeastern ¹	W	64-53
Dec. 5	Virginia Tech ¹	W	85-63
Dec. 8	East Tennessee State	W	114-74
Dec. 11	at UNC Greensboro	W	80-76
Dec. 20	Appalachian State	W	79-76
Dec. 27	vs. Drake ²	W	71-58
Dec. 28	at Washington ²	L	48-72
Jan. 3	Florida State*	L	72-84
Jan. 6	Loyola (MD)	W	61-52
Jan. 9	at #9/9 Virginia*	L	57-76
Jan. 13	at N.C. State*	L	60-77
Jan. 16	#3/9 Maryland*	L	51-82
Jan. 19	at #20/20 North Carolina*	L	54-66
Jan. 23	at Radford	W	59-58
Jan. 25	Wake Forest*	L	60-64
Jan. 29	Georgia Tech*	L (OT)	80-86
Jan. 31	at #21/18 Clemson*	L	63-88
Feb. 5	at #7/9 Maryland*	L	71-90
Feb. 9	N.C. State*	W	82-65
Feb. 13	#14/14 Virginia*	L	61-97
Feb. 15	#--/21 Clemson*	W	67-65
Feb. 19	at Wake Forest*	W	71-59
Feb. 23	#18/18 North Carolina*	L	63-84
Feb. 26	at Georgia Tech*	L	67-72
Feb. 28	at Florida State*	L	67-74
Mar. 5	vs. Wake Forest ³	L	69-70

1993-94

Coach: Gail Goestenkers

Record: 16-11, 7-9 ACC (5th)

Nov. 26	Morgan State	W	116-63
Nov. 29	at Loyola (MD)	W	76-67
Dec. 4	American ¹	W	104-71
Dec. 5	Miami (Ohio) ¹	W	98-54
Dec. 8	at Appalachian State	W	79-66
Dec. 11	McNeese State	W	103-50
Dec. 20	vs. Detroit Mercy ²	W	94-82
Dec. 21	at California ²	L	66-72
Dec. 31	N.C. State*	W	69-66
Jan. 2	at Wake Forest*	W	56-50
Jan. 5	at East Carolina	W	110-69
Jan. 12	at N.C. State*	L	70-71
Jan. 14	Georgia Tech*	W	77-59
Jan. 16	Florida State*	W	66-60
Jan. 19	#7/7 North Carolina*	L	68-79
Jan. 23	at Clemson*	W	74-67
Jan. 25	#12/12 Virginia*	L	66-87
Jan. 28	Clemson*	L	82-90
Feb. 1	Wake Forest*	W	60-51
Feb. 5	at Maryland*	L	50-67
Feb. 9	Western Carolina*	W	117-44
Feb. 12	at #9/9 Virginia*	L	60-73
Feb. 18	Maryland*	W	62-60
Feb. 22	at #5/5 North Carolina*	L	58-70
Feb. 25	at Florida State*	L	73-78
Feb. 27	at Georgia Tech*	L	56-61
Mar. 5	vs. Maryland ³	L	45-60

1 - Duke Classic (Durham, N.C.)
 2 - Oakland Tribune Classic (Berkeley, Calif.)
 3 - ACC Tournament (Rock Hill, S.C.)

1994-95

Coach: Gail Goestenkers

Record: 22-9, 10-6 ACC (4th)

NCAA Tournament - Second Round

Nov. 26	vs. Montana ¹	W	89-49
Nov. 27	at Old Dominion ¹	L	59-64
Nov. 30	UNC Asheville	W	114-57
Dec. 3	Wisconsin-Milwaukee ²	W	104-34
Dec. 4	Indiana State ²	W	100-66
Dec. 7	Florida State*	W	84-68
Dec. 18	Princeton	W	67-64
Dec. 21	Charleston Southern	W	101-57
Dec. 28	vs. James Madison ³	W	75-63
Dec. 29	at St. Joseph's ³	W	67-64
Jan. 1	Manhattan	W	101-71
Jan. 4	N.C. State*	W	91-70
Jan. 8	at Maryland*	W	80-62
Jan. 10	at #9/11 Virginia*	L	62-78
Jan. 16	Wake Forest*	W	76-58
Jan. 18	at Georgia Tech*	W	80-71
Jan. 25	#3/3 North Carolina*	W	74-72
Jan. 28	at Florida State*	W	75-71
Feb. 1	at Clemson*	L	64-78
Feb. 5	at N.C. State*	L	55-71
Feb. 7	Maryland*	W	67-63
Feb. 12	#8/9 Virginia*	L	61-67
Feb. 16	at Wake Forest*	W	78-66
Feb. 18	Georgia Tech*	W	77-68
Feb. 20	Clemson*	L (OT)	82-88
Feb. 25	at #12/12 North Carolina*	L	57-82
Mar. 3	vs. Clemson ⁴	W	78-71
Mar. 4	vs. #6 Virginia ⁴	W (OT)	83-82
Mar. 5	vs. #12 North Carolina ⁴	L	70-95
Mar. 16	vs. Oklahoma State ⁵	W	76-64

ALL-TIME RESULTS**2011-12 WOMEN'S BASKETBALL MEDIA GUIDE**

Mar. 18 at #13/15 Alabama⁵ L (4OT) 120-121
 1 - Old Dominion Tournament (Norfolk, Va.)
 2 - Duke Women's Tournament (Durham, N.C.)
 3 - St. Joseph's Tournament (Philadelphia, Pa.)
 4 - ACC Tournament (Rock Hill, S.C.)
 5 - NCAA First & Second Rounds (Tuscaloosa, Ala.)

1995-96**Coach: Gail Goesteniors****Record: 26-7, 12-4 ACC (2nd)****NCAA Tournament - Second Round**

Nov. 15 Virginia Commonwealth 1 W 93-51
 Nov. 17 at Texas A&M 1 L 73-83
 Nov. 24 vs. Pepperdine 2 W 108-70
 Nov. 25 vs. Mississippi State 2 W 72-67
 Nov. 29 at UNC Asheville W 95-57
 Dec. 2 Delaware 3 W 95-50
 Dec. 4 Michigan State 3 W 67-52
 Dec. 6 Florida State* W 92-30
 Dec. 10 Seton Hall W 76-66
 Dec. 18 at West Virginia W 84-64
 Dec. 20 at Manhattan W 73-61
 Dec. 29 vs. Kentucky 4 W 73-54
 Dec. 30 vs. Syracuse 4 W 84-40
 Jan. 4 at #13/15 N.C. State* L 73-75
 Jan. 8 #8/5 Virginia* L 60-61
 Jan. 11 Maryland* W 57-53
 Jan. 14 at Wake Forest* W 74-64
 Jan. 17 Georgia Tech* W 78-66
 Jan. 24 at #-/24 North Carolina* W 86-85
 Jan. 27 at Florida State* W 61-47
 Jan. 31 #17/18 Clemson* W 74-63
 Feb. 2 #14/17 N.C. State* L 74-80
 Feb. 5 at Maryland* L 52-63
 Feb. 8 Wake Forest* W 85-66
 Feb. 10 at #9/8 Virginia* W 72-69
 Feb. 17 at Georgia Tech* W 70-55
 Feb. 19 at #16/20 Clemson* W 75-65
 Feb. 23 North Carolina* W 61-58
 Mar. 1 vs. Wake Forest 5 W 67-61
 Mar. 2 vs. #19/23 N.C. State 5 W 79-62
 Mar. 3 vs. #22/20 Clemson 5 L 54-71
 Mar. 16 James Madison 6 W 85-53
 Mar. 18 San Francisco 6 L 60-64

1 - Preseason NIT (Durham, NC & College Station, Texas)
 2 - Univ. of New Orleans Tourn. (New Orleans, La.)
 3 - Duke Classic (Durham, N.C.)
 4 - ACC Big Four Classic (Greensboro, N.C.)
 5 - ACC Tournament (Rock Hill, S.C.)
 6 - NCAA First & Second Rounds (Durham, N.C.)

1996-97**Coach: Gail Goesteniors****Record: 19-11, 9-7 ACC (5th)****NCAA Tournament - Second Round**

Nov. 23 UNC Asheville W 90-52
 Nov. 24 at UNC Greensboro W 98-68
 Nov. 27 West Virginia W 84-70
 Nov. 30 Illinois State 1 W 85-58
 Dec. 1 St. Joseph's 1 W 63-46
 Dec. 7 vs. #6/6 Old Dominion 2 L 77-89
 Dec. 8 at Richmond 2 W 89-60
 Dec. 12 Georgia Tech* W 74-65
 Dec. 21 Manhattan W 85-36
 Dec. 28 vs. Rutgers 3 W 74-36
 Dec. 29 vs. George Washington 3 L 48-54
 Jan. 3 Florida State* W 87-46
 Jan. 6 at #13/13 Virginia* L 55-62
 Jan. 9 Wake Forest* W 82-70
 Jan. 12 at Maryland* L 64-68
 Jan. 15 at #15/13 N.C. State* L 73-86
 Jan. 18 #10/10 North Carolina* L 73-87
 Jan. 24 #10/10 Clemson* W 70-61

Jan. 27 at Georgia Tech* W 83-58
 Feb. 2 at Florida State* W 77-70
 Feb. 6 at Wake Forest* W 81-58
 Feb. 9 Maryland* W 66-57
 Feb. 12 N.C. State* W (OT) 96-95
 Feb. 16 at #22/21 Clemson* L 69-72
 Feb. 19 #11/9 Virginia* L 56-86
 Feb. 21 at #4/5 North Carolina* L 61-81
 Feb. 28 vs. Maryland 4 W (OT) 60-52
 Mar. 1 vs. #5/6 North Carolina 4 L 55-66
 Mar. 14 vs. DePaul 5 W 70-56
 Mar. 16 at #16/19 Illinois 5 L 67-85

1 - Duke Classic (Durham, N.C.)
 2 - Central Fidelity Invitational (Richmond, Va.)
 3 - ACC Big Four Classic (Greensboro, N.C.)
 4 - ACC Tournament (Charlotte, N.C.)
 5 - NCAA First & Second Rounds (Champaign, Ill.)

1997-98**Coach: Gail Goesteniors****Record: 24-8, 13-3 ACC (1st)****NCAA Tournament - Elite Eight**

Nov. 19 UNC Greensboro W 78-51
 Nov. 22 Notre Dame W 80-62
 Nov. 28 vs. Detroit 1 W 87-65
 Nov. 29 vs. Southern Illinois 1 W 76-54
 Nov. 30 vs. #8/8 Illinois 1 L 65-77
 Dec. 6 Ohio 2 W 99-59
 Dec. 7 Michigan 2 W 64-63
 Dec. 13 at Clemson* L 61-72
 Dec. 20 UCLA L 83-93
 Dec. 22 Maryland* W 65-48
 Dec. 28 vs. Kent State 3 W 69-57
 Dec. 29 at #12/15 Florida 3 L 63-70
 Jan. 2 at Wake Forest* W 73-60
 Jan. 4 Georgia Tech* W 87-56
 Jan. 12 at #8/7 North Carolina* L 74-83
 Jan. 16 Florida State* W 96-76
 Jan. 19 at #8/7 N.C. State* W 75-61
 Jan. 23 #11/10 Virginia* W 93-66
 Jan. 25 #19/22 Clemson* W 78-59
 Jan. 30 at Maryland* L 53-54
 Feb. 2 Wake Forest* W 79-55
 Feb. 5 at Georgia Tech* W 58-55
 Feb. 12 #5/5 North Carolina* W 83-70
 Feb. 15 at Florida State* W 79-67
 Feb. 19 #10/8 N.C. State* W 65-62
 Feb. 22 at #15/14 Virginia* W (OT) 85-78
 Feb. 27 vs. Georgia Tech 4 W 100-56
 Feb. 28 vs. #8/10 North Carolina 4 L 52-56
 Mar. 14 Middle Tennessee State 5 W 92-67
 Mar. 16 Louisville 5 W 69-53
 Mar. 21 vs. #13/12 Florida 6 W 71-58
 Mar. 23 vs. Arkansas 6 L 72-77

1 - San Juan Shootout (San Juan, Puerto Rico)
 2 - Duke Classic (Durham, N.C.)
 3 - The State Farm Classic (Gainesville, Fla.)
 4 - ACC Tournament (Charlotte, N.C.)
 5 - NCAA First & Second Rounds (Durham, N.C.)
 6 - NCAA West Regional (Oakland, Calif.)

1998-99**Coach: Gail Goesteniors****Record: 29-7, 15-1 ACC (1st)****NCAA Tournament - National Finals**

Nov. 13 vs. #3/3 Connecticut 1 L 74-104
 Nov. 14 vs. #19/17 Stanford 1 W 77-57
 Nov. 17 Virginia Tech L 70-72
 Nov. 21 at #11/19 Notre Dame L 57-84
 Nov. 23 at #18/22 Vanderbilt W 79-71
 Nov. 28 Villanova 2 W 75-47
 Nov. 29 Marquette 2 W 91-60
 Dec. 2 Florida State* W 91-72

Dec. 6 vs. #3/3 Tennessee 3 L 60-74
 Dec. 8 Hampton W 83-47
 Dec. 12 Temple W 112-34
 Dec. 19 UNC Asheville W 94-27
 Dec. 28 at #9/11 UCLA W 85-80
 Jan. 2 at Maryland* W 90-61
 Jan. 4 #22/22 Virginia* W 84-68
 Jan. 7 Georgia Tech* W 113-46
 Jan. 11 at Wake Forest* W 74-59
 Jan. 14 #16/12 Clemson* W 86-77
 Jan. 17 at N.C. State* W 67-62
 Jan. 22 at #7/6 North Carolina* W 93-71
 Jan. 25 at Florida State* W 92-75
 Feb. 1 Maryland* W 72-54
 Feb. 4 at #16/16 Virginia* W 66-56
 Feb. 7 at Georgia Tech* W 74-73
 Feb. 11 Wake Forest* W 86-48
 Feb. 14 at #19/19 Clemson* L 75-80
 Feb. 18 N.C. State* W 75-67
 Feb. 21 #13/12 North Carolina* W 88-78
 Feb. 26 vs. Florida State 4 W 90-57
 Feb. 28 vs. #16 Clemson 4 L 71-76
 Mar. 13 Holy Cross 5 W 79-51
 Mar. 15 St. Joseph's 5 W 66-60
 Mar. 20 vs. #5/5 Old Dominion 6 W 76-63
 Mar. 22 vs. #2/2 Tennessee 6 W 69-63
 Mar. 26 vs. #12/12 Georgia 7 W 81-69
 Mar. 28 vs. #1/1 Purdue 7 L 45-62

1 - Nike Four in the Fall (San Jose, Calif.)
 2 - Duke Classic (Durham, N.C.)
 3 - Honda Elite Four Holiday Classic (Orlando, Fla.)
 4 - ACC Tournament (Charlotte, N.C.)
 5 - NCAA First & Second Rounds (Durham, N.C.)
 6 - NCAA EAST Region (Greensboro, N.C.)
 7 - NCAA Final Four (San Jose, Calif.)

1999-2000**Coach: Gail Goesteniors****Record: 28-6, 12-4 ACC (2nd)****ACC Tournament Champion****NCAA Tournament - Sweet 16**

Nov. 15 UNC Greensboro 1 W 72-47
 Nov. 17 #20/21 Boston College 1 L 70-77
 Nov. 24 Vanderbilt W 68-59
 Nov. 27 Florida A&M 2 W 93-38
 Nov. 28 #9/8 Penn State 2 W 63-49
 Dec. 2 Elon College W 101-44
 Dec. 5 Virginia* W 83-62
 Dec. 8 at #24/24 Virginia Tech W 70-61
 Dec. 11 at Seton Hall W 66-52
 Dec. 20 vs. Sacramento State 3 W 81-45
 Dec. 21 vs. Liberty 3 W 66-45
 Dec. 28 George Mason W 95-56
 Dec. 30 Georgetown W 68-53
 Jan. 3 at Maryland* W 79-61
 Jan. 9 at Georgia Tech* W 64-45
 Jan. 13 Wake Forest* W 82-48
 Jan. 16 Clemson* W 60-51
 Jan. 20 at #6/5 N.C. State* L (OT) 75-80
 Jan. 24 at Florida State* W 59-54
 Jan. 27 North Carolina* W 101-58
 Jan. 30 at #24/25 Virginia* L 49-61
 Feb. 3 Maryland* L 62-63
 Feb. 11 Georgia Tech* W 83-51
 Feb. 14 at Wake Forest* W 69-38
 Feb. 17 #7/7 N.C. State* W 70-64
 Feb. 21 at Clemson* W 59-44
 Feb. 24 Florida State* W 87-52
 Feb. 27 at North Carolina* L 64-73
 Mar. 4 vs. Florida State 4 W 92-65
 Mar. 5 vs. Georgia Tech 4 W 77-56
 Mar. 6 vs. North Carolina 4 W 79-76
 Mar. 18 Campbell 5 W 71-42

ALL-TIME RESULTS

2011-12 WOMEN'S BASKETBALL MEDIA GUIDE

Mar. 20 Western Kentucky⁵ W 90-70
 Mar. 25 vs. #15/12 LSU⁶ L 66-79
1 - Preseason WNIT (Durham, N.C.)
2 - Duke Classic (Durham, N.C.)
3 - Sun Splash Shootout (Nassau, The Bahamas)
4 - ACC Tournament (Greensboro, N.C.)
5 - NCAA First & Second Rounds (Durham, N.C.)
6 - NCAA EAST Region (Richmond, Va.)

2000-01

Coach: Gail Goestenkers

Record: 30-4, 13-3 ACC (1st)

ACC Tournament Champion

NCAA Tournament - Sweet 16

Nov. 10 vs. UCLA¹ W 80-52
 Nov. 11 vs. #7/8 LSU¹ W 56-45
 Nov. 18 William & Mary W 81-46
 Nov. 20 at #9/8 Penn State W 88-87
 Nov. 22 at #--/24 Boston College W 67-49
 Nov. 25 Duquesne² W 97-66
 Nov. 26 Toledo² W 71-41
 Nov. 29 UNC Charlotte W 78-59
 Dec. 3 at George Mason W 88-69
 Dec. 9 at Clemson* L 75-93
 Dec. 17 vs. Arkansas State³ W 69-45
 Dec. 19 vs. Oral Roberts³ W 62-51
 Dec. 30 #5/6 Iowa State W 81-63
 Jan. 2 Wake Forest* W 81-56
 Jan. 8 at Florida State* W 73-60
 Jan. 11 Georgia Tech* W 86-83
 Jan. 14 at Maryland* W 75-64
 Jan. 18 #22/19 N.C. State* W 62-59
 Jan. 22 at #--/24 Virginia* W 71-68
 Jan. 25 at North Carolina* W (OT) 92-85
 Jan. 28 #15/16 Clemson* W 92-42
 Feb. 1 at Wake Forest* W 66-58
 Feb. 8 Florida State* L 69-71
 Feb. 12 at Georgia Tech* W 74-54
 Feb. 15 Maryland* W 75-54
 Feb. 18 at #24/21 N.C. State* L 55-69
 Feb. 22 Virginia* W 76-53
 Feb. 26 North Carolina* W 72-67
 Mar. 2 vs. Wake Forest⁴ W (OT) 75-68
 Mar. 4 vs. Florida State⁴ W 72-56
 Mar. 5 vs. #21/20 N.C. State⁴ W 57-45
 Mar. 17 vs. UW-Milwaukee⁵ W 96-63
 Mar. 19 vs. Arkansas⁵ W 75-54
 Mar. 24 vs. #15/15 SW Miss. St.⁶ L 71-81

- 1 - Women's Sports Foundation Clas. (Albuquerque, N.M.)*
2 - Duke Classic (Durham, N.C.)
3 - Fun in the Sun Shootout (Cancun, Mexico)
4 - ACC Tournament (Greensboro, N.C.)
5 - NCAA First & Second Rounds (Durham, N.C.)
6 - NCAA Final 16 (Spokane, Wash.)

2001-02

Coach: Gail Goestenkers

Record: 31-4, 16-0 ACC (1st)

ACC Tournament Champion

NCAA Tournament - Final Four

Nov. 11 #7/7 Texas Tech¹ W 85-69
 Nov. 16 Elon W 102-52
 Nov. 18 at Toledo L 65-71
 Nov. 24 Davidson² W 107-58
 Nov. 25 South Carolina² L (OT) 81-87
 Nov. 29 at UNC Charlotte W 64-39
 Dec. 2 vs. #6/5 Louisiana Tech³ W 76-64
 Dec. 6 at Virginia* W 107-73
 Dec. 8 at Georgetown W 89-54
 Dec. 16 UNC Greensboro W 90-58
 Dec. 20 Liberty W 95-53
 Dec. 27 vs. #2/2 Tennessee⁴ L 68-89
 Dec. 30 at Georgia Tech* W 76-60

Jan. 2 Maryland* W 90-74
 Jan. 6 Wake Forest* W 91-46
 Jan. 10 at Clemson* W 81-58
 Jan. 13 at N.C. State* W 73-68
 Jan. 20 Virginia* W 86-69
 Jan. 24 #21/20 North Carolina* W 102-82
 Jan. 27 at Florida State* W 102-80
 Jan. 31 Georgia Tech* W 86-50
 Feb. 2 at Maryland* W 66-55
 Feb. 7 at Wake Forest* W 83-60
 Feb. 10 Clemson* W 77-69
 Feb. 18 N.C. State* W 81-54
 Feb. 21 Florida State* W 88-55
 Feb. 24 at #19/20 North Carolina* W 90-75
 Mar. 1 vs. Florida State⁵ W 82-66
 Mar. 3 vs. Virginia⁵ W 71-67
 Mar. 4 vs. #16/19 North Carolina⁵ W 87-80
 Mar. 15 vs. Norfolk State⁶ W 95-48
 Mar. 17 vs. #--/25 TCU⁶ W 76-66
 Mar. 23 vs. #14/14 Texas⁷ W 62-46
 Mar. 25 vs. #13/13 South Carolina⁷ W 77-68
 Mar. 29 vs. #2/2 Oklahoma⁸ L 71-86

- 1 - State Farm Tip-Off Classic (Durham, N.C.)*
2 - Duke Classic (Durham, N.C.)
3 - Disney Honda Elite 4 Classic (Orlando, Fla.)
4 - ACC/SEC Challenge (Atlanta, Ga.)
5 - ACC Tournament (Greensboro, N.C.)
6 - NCAA First & Second Rounds (Durham, N.C.)
7 - NCAA Final 16 & 8 (Raleigh, N.C.)
8 - NCAA Final Four (San Antonio, Texas)

2002-03

Coach: Gail Goestenkers

Record: 35-2, 16-0 ACC (1st)

ACC Tournament Champion

NCAA Tournament - Final Four

Nov. 22 East Carolina W 108-46
 Nov. 24 vs. #2/2 Tennessee¹ W 76-55
 Nov. 28 vs. Hampton² W 71-34
 Nov. 29 vs. Old Dominion² W 65-52
 Nov. 30 vs. #17/15 Arkansas² W (OT) 74-72
 Dec. 6 Howard³ W 128-53
 Dec. 8 St. Joseph's³ W 82-48
 Dec. 16 Charleston Southern W 106-38
 Dec. 18 Florida International W 106-58
 Dec. 21 at Tulsa W 90-36
 Dec. 27 vs. Detroit Mercy⁴ W 92-52
 Dec. 29 vs. Iowa State⁴ W 88-59
 Jan. 6 Clemson* W 69-53
 Jan. 9 at Virginia* W 60-59
 Jan. 13 at Georgia Tech* W 79-59
 Jan. 16 Wake Forest* W 71-61
 Jan. 20 at #8/10 North Carolina* W (OT) 78-67
 Jan. 23 Maryland* W 101-52
 Jan. 26 Florida State* W 81-63
 Jan. 29 at N.C. State* W 54-44
 Feb. 1 #2/2 Connecticut L 65-77
 Feb. 6 at Clemson* W 61-49
 Feb. 10 Virginia* W 75-48
 Feb. 13 Georgia Tech* W 82-43
 Feb. 17 at Wake Forest* W 83-41
 Feb. 20 #6/6 North Carolina* W 97-63
 Feb. 24 at Maryland* W 97-55
 Feb. 27 at Florida State* W 70-49
 Mar. 2 N.C. State* W 86-60
 Mar. 7 vs. Wake Forest⁵ W 64-59
 Mar. 9 vs. Georgia Tech⁵ W 76-52
 Mar. 10 vs. #11/9 North Carolina⁵ W 77-59
 Mar. 23 vs. Georgia State⁶ W 66-48
 Mar. 25 vs. Utah⁶ W 65-54
 Mar. 29 vs. #19/20 Georgia⁷ W 66-63
 Mar. 31 vs. #7/8 Texas Tech⁷ W 57-51
 Apr. 6 vs. #4/4 Tennessee⁸ L 56-66

- 1 - Jimmy V Basketball Classic (Raleigh, N.C.)*
2 - Paradise Jam (St. Thomas, USVI)
3 - Duke Classic (Durham, N.C.)
4 - South Padre Shootout (South Padre Island, Texas)
5 - ACC Tournament (Greensboro, N.C.)
6 - NCAA First & Second Rounds (Raleigh, N.C.)
7 - NCAA Final 16 & 8 (Albuquerque, N.M.)
8 - NCAA Final Four (Atlanta, Ga.)

2003-04

Coach: Gail Goestenkers

Record: 30-4, 15-1 ACC (1st)

ACC Tournament Champion

NCAA Tournament - Elite Eight

Nov. 16 vs. #3/3 Texas¹ L 77-85
 Nov. 21 Elon W 108-26
 Nov. 23 vs. #5/6 Purdue² W 93-63
 Nov. 29 Stephen F. Austin³ W 119-53
 Nov. 30 #25/- Auburn³ W 66-57
 Dec. 5 at Wake Forest* W 88-55
 Dec. 14 Tulsa W 90-36
 Dec. 20 at Northwestern State W 105-53
 Dec. 28 vs. Hampton⁴ W 90-59
 Dec. 29 at Loyola Marymount⁴ W 81-53
 Jan. 3 at #1/1 Connecticut W 68-67
 Jan. 5 Florida State* W 79-66
 Jan. 8 at Georgia Tech* W 77-45
 Jan. 11 #13/13 North Carolina* W 79-57
 Jan. 18 at Virginia* W 63-52
 Jan. 22 Maryland* W 78-48
 Jan. 24 #2/2 Tennessee L 69-72
 Jan. 30 N.C. State* W 75-56
 Feb. 2 at Clemson* W 78-60
 Feb. 4 at Florida State* L 74-80
 Feb. 7 Georgia Tech* W 81-41
 Feb. 12 Wake Forest* W 80-55
 Feb. 14 at #15/14 North Carolina* W 89-79
 Feb. 19 Virginia* W 87-54
 Feb. 22 at Maryland* W 72-59
 Feb. 27 Clemson* W 102-45
 Mar. 1 at N.C. State* W 90-57
 Mar. 6 vs. Wake Forest⁵ W 77-59
 Mar. 7 vs. Maryland⁵ W 70-63
 Mar. 8 vs. #9/10 North Carolina⁵ W 63-47
 Mar. 21 Northwestern State⁶ W 103-51
 Mar. 23 Marquette⁶ W 76-67
 Mar. 28 vs. #7/5 Louisiana Tech⁷ W 63-49
 Mar. 30 vs. #24/20 Minnesota⁷ L 75-82

- 1 - State Farm Tip-Off Classic (West Lafayette, Ind.)*
2 - Jimmy V Women's Basketball Classic (Raleigh, N.C.)
3 - Duke Classic (Durham, N.C.)
4 - LMU Marina del Rey Marriott (Los Angeles, Calif.)
5 - ACC Tournament (Greensboro, N.C.)
6 - NCAA First & Second Rounds (Durham, N.C.)
7 - NCAA Final 16 & 8 (Norfolk, Va.)

2004-05

Coach: Gail Goestenkers

Record: 31-5, 12-2 ACC (1-1st)

NCAA Tournament - Elite Eight

Nov. 12 Davidson¹ W 89-69
 Nov. 14 South Florida¹ W 82-50
 Nov. 17 at #11/11 Notre Dame² L 65-76
 Nov. 19 #23/23 Penn State W 66-58
 Nov. 26 vs. Stephen F. Austin³ W 84-29
 Nov. 27 vs. #16/16 Kansas State³ W 63-51
 Dec. 2 at #4/5 Tennessee W 59-57
 Dec. 4 Pacific W 86-30
 Dec. 12 Liberty W 83-48
 Dec. 15 Jacksonville State W 99-36
 Dec. 18 vs. #20/18 Purdue⁴ W 66-48
 Dec. 20 at Ball State W 81-31
 Dec. 29 vs. Rhode Island⁵ W 89-63

Dec. 31	at Auburn ⁵	W	80-61
Jan. 4	Holy Cross	W	101-42
Jan. 9	#25/25 Virginia Tech*	W	88-67
Jan. 14	at Virginia*	W	87-65
Jan. 17	Georgia Tech*	W	82-59
Jan. 19	at Wake Forest*	W	99-86
Jan. 24	at #12/6 North Carolina*	L	51-56
Jan. 27	#20/22 Maryland*	W	60-57
Jan. 30	at #25/- N.C. State*	W	52-49
Feb. 3	at Miami*	W	72-63
Feb. 6	#24/24 Florida State*	W	75-64
Feb. 13	at #19/21 Maryland*	W	60-49
Feb. 17	Clemson*	W	72-48
Feb. 20	at Georgia Tech*	W	73-55
Feb. 24	Miami*	W	95-61
Feb. 27	#8/4 North Carolina*	L	68-77
Mar. 5	vs. Wake Forest ⁶	W	107-50
Mar. 6	vs. #25/- Maryland ⁶	W	74-44
Mar. 7	vs. #4/3 North Carolina ⁶	L	67-88
Mar. 20	vs. Canisius ⁷	W	80-48
Mar. 22	vs. #25/- Boston College ⁷	W	70-65
Mar. 26	vs. #20/20 Georgia ⁸	W	63-57
Mar. 28	vs. #2/4 LSU ⁸	L	49-59

- 1 - Preseason WNIT (Durham, N.C.)
- 2 - Preseason WNIT (Notre Dame, Ind.)
- 3 - Junkanoo Jam (Grand Bahamas Island, Bahamas)
- 4 - Blockbuster Classic (Indianapolis, Ind.)
- 5 - Auburn Holiday Classic (Auburn, Ala.)
- 6 - ACC Tournament (Greensboro, N.C.)
- 7 - NCAA First & Second Rounds (Chapel Hill, N.C.)
- 8 - NCAA Final 16 & 8 (Chattanooga, Tenn.)

2005-06

Coach: Gail Goestenkers

Record: 31-4, 12-2 ACC (2nd)

NCAA Tournament - National Finals

Nov. 18	at Penn State	W	93-67
Nov. 20	at Old Dominion	W	93-56
Nov. 22	Fairfield	W	110-44
Nov. 25	Arkansas State ¹	W	110-56
Nov. 27	Auburn ¹	W	69-37
Dec. 4	at #18/16 Texas	W	84-70
Dec. 6	at TCU	W	92-52
Dec. 19	Ball State	W	110-24
Dec. 22	Colorado State	W	99-52
Dec. 28	vs. St. John's ²	W	105-57
Dec. 30	at San Diego ²	W	119-52
Jan. 2	Wake Forest*	W	100-54
Jan. 5	Florida State*	W	87-68
Jan. 8	at #6/6 Maryland*	W	86-68
Jan. 11	at Georgia Tech*	W	67-59
Jan. 14	at #22/22 Boston College*	W	66-52
Jan. 16	at Holy Cross	W	84-36
Jan. 19	N.C. State*	W	77-57
Jan. 23	#1/1 Tennessee	W	75-53
Jan. 26	at Clemson*	W	97-65
Jan. 29	#3/2 North Carolina*	L	70-74
Feb. 6	at Virginia Tech*	W	73-62
Feb. 10	Virginia*	W	88-65
Feb. 13	#4/6 Maryland*	W	90-80
Feb. 19	at Miami*	W (2OT)	99-93
Feb. 22	Virginia Tech*	W	93-51
Feb. 25	at #2/2 North Carolina*	L	65-77
Mar. 3	vs. Virginia Tech ³	W	69-56
Mar. 4	vs. #4/4 Maryland ³	L	70-78
Mar. 19	vs. Southern ⁴	W	96-27
Mar. 21	vs. Southern California ⁴	W	85-51
Mar. 26	vs. #16/17 Michigan State ⁵	W	86-61
Mar. 28	vs. #8/8 Connecticut ⁵	W (OT)	63-61
Apr. 2	vs. #5/5 LSU ⁶	W	84-45
Apr. 4	vs. #3/3 Maryland ⁶	L (OT)	75-78

1 - Duke Classic (Durham, N.C.)

- 2 - Surf 'N Slam Classic (San Diego, Calif.)
- 3 - ACC Tournament (Greensboro, N.C.)
- 4 - NCAA First & Second Rounds (Norfolk, Va.)
- 5 - NCAA Final 16 & 8 (Bridgeport, Conn.)
- 6 - NCAA Final Four (Boston, Mass.)

2006-07

Coach: Gail Goestenkers

Record: 32-2, 14-0 ACC (1st)

NCAA Tournament - Sweet 16

Nov. 11	Northeastern	W	102-49
Nov. 17	Marist	W	71-50
Nov. 19	Houston	W	81-35
Nov. 21	Penn State	W	70-42
Nov. 25	at Michigan	W	92-47
Nov. 29	Old Dominion	W	89-40
Dec. 4	at #19/17 Rutgers	W	85-45
Dec. 7	#11/11 Vanderbilt	W	69-48
Dec. 10	#22/22 Texas	W	80-52
Dec. 19	vs. #25/21 Bowling Green ¹	W	55-46
Dec. 20	vs. SMU ¹	W	75-45
Dec. 21	vs. #22/22 Pittsburgh ¹	W	72-51
Dec. 29	at Dartmouth ²	W	77-40
Dec. 30	vs. Boston University ²	W	72-42
Jan. 3	Miami*	W	72-42
Jan. 7	at Virginia Tech*	W	86-54
Jan. 10	Georgia Tech*	W	83-51
Jan. 13	#1/1 Maryland*	W	81-62
Jan. 18	at N.C. State*	W	65-51
Jan. 22	at #4/4 Tennessee	W	74-70
Jan. 25	at Florida State*	W	73-60
Jan. 29	Virginia Tech*	W	75-65
Feb. 2	at Virginia*	W	76-61
Feb. 5	Clemson*	W	105-53
Feb. 8	at #2/2 North Carolina*	W	64-53
Feb. 11	at Wake Forest*	W	77-45
Feb. 15	Boston College*	W	73-52
Feb. 18	at #6/6 Maryland*	W	69-57
Feb. 25	#4/4 North Carolina*	W	67-62
Mar. 2	vs. Virginia ³	W	79-58
Mar. 3	vs. #24/25 N.C. State ³	L	65-70
Mar. 18	vs. Holy Cross ⁴	W	81-44
Mar. 20	vs. Temple ⁴	W	62-52
Mar. 24	vs. #15/18 Rutgers ⁵	L	52-53

- 1 - Caribbean Classic (Cancun, Mexico)
- 2 - Blue Sky Classic (Hanover, N.H.)
- 3 - ACC Tournament (Greensboro, N.C.)
- 4 - NCAA First & Second Rounds (Raleigh, N.C.)
- 5 - NCAA Sweet 16 (Greensboro, N.C.)

2007-08

Coach: Joanne P. McCallie

Record: 25-10, 10-4 ACC (3rd)

NCAA Tournament - Sweet 16

Nov. 11	at Denver	W	57-37
Nov. 15	vs. South Florida ¹	W	89-52
Nov. 18	UNC Greensboro	W	84-39
Nov. 22	vs. #22/20 Purdue ²	W	53-41
Nov. 23	vs. Temple ²	W	64-53
Nov. 25	vs. #2/2 Connecticut ²	L	48-74
Nov. 28	at #23/18 Vanderbilt	L	55-68
Dec. 2	at Penn State	L	84-86
Dec. 6	#4/3 Rutgers	W	49-44
Dec. 8	vs. Pittsburgh ³	W	51-49
Dec. 18	Utah Valley	W	95-61
Dec. 21	Bucknell	W	92-49
Dec. 28	at Houston	W	84-68
Jan. 3	N.C. Central	W	82-29
Jan. 5	at Miami*	W	84-72
Jan. 11	Florida State*	W	70-38
Jan. 14	at #4/4 Maryland*	L	70-85
Jan. 20	N.C. State*	W	71-57

Jan. 24	at #23/23 Georgia Tech*	W	73-47
Jan. 28	#2/2 Tennessee	L	64-67
Feb. 1	Virginia Tech*	W	85-50
Feb. 4	#3/3 North Carolina*	L	76-93
Feb. 7	at Boston College*	W	51-41
Feb. 10	Wake Forest*	W	71-36
Feb. 13	at Clemson*	W	83-54
Feb. 17	#4/5 Maryland*	L	69-76
Feb. 22	at Virginia Tech*	W	72-60
Feb. 24	Virginia*	W	78-70
Mar. 2	at #2/2 North Carolina*	L	51-82
Mar. 7	vs. Florida State ⁴	W	81-67
Mar. 8	vs. #5/4 Maryland ⁴	W	74-63
Mar. 9	vs. #2/2 North Carolina ⁴	L	73-86
Mar. 23	vs. Murray State ⁵	W	78-57
Mar. 25	vs. Arizona State ⁵	W	67-59
Mar. 30	vs. #8/9 Texas A&M ⁶	L	63-77

- 1 - ESPNU Invitational (Tampa, Fla.)
- 2 - Paradise Jam (St. Thomas, USVI)
- 3 - Maggie Dixon Classic (New York, N.Y.)
- 4 - ACC Tournament (Greensboro, N.C.)
- 5 - NCAA First & Second Rounds (College Park, Md.)
- 6 - NCAA Regional Semifinal (Oklahoma City, Okla.)

2008-09

Coach: Joanne P. McCallie

Record: 27-6, 11-3 ACC (3rd)

NCAA Tournament - Second Round

Nov. 14	#14/15 Oklahoma St.	W	77-68
Nov. 16	Maine	W	98-31
Nov. 21	vs. Hartford ¹	L	51-53
Nov. 22	vs. Southern ¹	W	93-52
Nov. 28	at Western Kentucky	W	59-56
Dec. 4	Iowa	W	71-47
Dec. 7	Michigan	W	60-45
Dec. 16	#3/4 Stanford	W	56-52
Dec. 19	at Southern California ¹	W (OT)	97-89
Dec. 20	vs. Siena ¹	W	86-41
Dec. 28	Quinnipiac	W	78-50
Dec. 31	at Providence	W	66-49
Jan. 5	Temple	W	87-52
Jan. 9	Miami*	W	73-58
Jan. 12	#12/15 Maryland*	W	68-65
Jan. 16	at Virginia Tech*	W	57-52
Jan. 19	at N.C. State*	W (OT)	61-58
Jan. 25	Georgia Tech*	W	60-34
Jan. 29	at #18/20 Florida State*	L (OT)	75-82
Feb. 2	Boston College*	W	69-58
Feb. 5	at #17/15 Virginia*	W	81-67
Feb. 9	at #8/9 North Carolina*	L	60-75
Feb. 13	Clemson*	W	77-53
Feb. 16	at #13/18 Tennessee	W	62-54
Feb. 19	Virginia Tech*	W	62-46
Feb. 22	at #9/7 Maryland*	L	59-77
Feb. 25	at Wake Forest*	W	83-50
Mar. 1	#9/10 North Carolina*	W (OT)	81-79
Mar. 6	vs. #24/20 Virginia ³	W	76-53
Mar. 7	vs. #12/13 Florida State ³	W	75-57
Mar. 8	vs. #4/4 Maryland ³	L (OT)	89-92
Mar. 22	vs. Austin Peay ⁴	W	83-42
Mar. 24	at Michigan State ⁴	L	49-63

- 1 - DePaul Invitational (Chicago, Ill.)
- 2 - Women of Troy Classic (Los Angeles, Calif.)
- 3 - ACC Tournament (Greensboro, N.C.)
- 4 - NCAA First & Second Rounds (East Lansing, Mich.)

2009-10

Coach: Joanne P. McCallie

Record: 30-6, 12-2 ACC (1st)

ACC Tournament Champion

NCAA Tournament - Elite Eight

Nov. 13	at Houston Baptist	W	104-35
---------	--------------------	---	--------

Nov. 15	at #-/16 Texas A&M	L	77-95	Feb. 24	at Virginia	W	71-48
Nov. 19	Georgia Southern	W	69-42	Feb. 27	#13/16 UNC	W	66-58
Nov. 26	vs. Western Kentucky ¹	W	70-47	Mar. 4	vs. Wake Forest ²	W	79-50
Nov. 27	vs. Marquette ¹	W	74-43	Mar. 5	vs. Georgia Tech ²	W	74-66
Dec. 3	#3/3 Ohio State	W	83-67	Mar. 6	vs. #19/19 North Carolina ²	W	81-66
Dec. 6	Southern California	W	78-72	Mar. 19	UT Martin ³	W	90-45
Dec. 15	at #2/2 Stanford	L	55-71	Mar. 21	#19/17 Marist ³	W	71-66
Dec. 18	#24/25 James Madison	W	79-65	Mar. 27	vs. #10/12 DePaul ⁴	W	70-63
Dec. 21	at Maine	W	75-34	Mar. 29	vs. #1/1 Connecticut ⁴	L	40-75
Dec. 28	N.C. Central	W	117-28		<i>1 - Jimmy V Classic (Durham, N.C.)</i>		
Dec. 31	at Temple	W	70-62		<i>2 - ACC Tournament (Durham, N.C.)</i>		
Jan. 3	Providence	W	88-63		<i>3 - NCAA First & Second Rounds (Durham, N.C.)</i>		
Jan. 7	at Clemson*	W	67-41		<i>4 - NCAA Regional (Philadelphia, Pa.)</i>		
Jan. 10	Wake Forest*	W	65-51				
Jan. 14	at #25/- Miami*	W	69-62				
Jan. 18	#1/1 Connecticut	L	48-81				
Jan. 21	Virginia Tech*	W	69-38				
Jan. 24	at Maryland*	W	58-57				
Jan. 29	#13/14 Florida State*	W	73-43				
Feb. 4	at Boston College*	L	57-61				
Feb. 8	#18/15 North Carolina*	W	79-51				
Feb. 11	N.C. State*	W	70-39				
Feb. 14	at Virginia Tech*	W	65-53				
Feb. 19	at #19/-- Georgia Tech*	W	64-50				
Feb. 21	Maryland*	W	71-59				
Feb. 26	#21/18 Virginia*	W	83-65				
Feb. 28	at North Carolina*	L	54-64				
Mar. 5	vs. Maryland ²	W	66-64				
Mar. 6	vs. Georgia Tech ²	W	67-55				
Mar. 7	vs. N.C. State ²	W	70-60				
Mar. 20	Hampton ³	W	72-37				
Mar. 22	#21/-- LSU ³	W	60-52				
Mar. 27	vs. San Diego State ⁴	W	66-58				
Mar. 29	vs. #14/18 Baylor ⁴	L	48-51				

1 - Caribbean Challenge in Cancun, Mexico

2 - ACC Tournament (Greensboro, N.C.)

3 - NCAA First & Second Rounds (Durham, N.C.)

4 - NCAA Regional (Memphis, Tenn.)

2010-11

Coach: Joanne P. McCallie

Record: 32-4, 12-2 ACC (1st)

ACC Tournament Champion

NCAA Tournament - Elite Eight

Nov. 13	Brigham Young	W	69-54
Nov. 15	Southern Cal	W	75-50
Nov. 18	at Auburn	W	75-62
Nov. 21	Western Kentucky	W	85-55
Nov. 24	at Pittsburgh	W	93-55
Nov. 27	at Charlotte	W	61-55
Nov. 30	at James Madison	W	75-58
Dec. 2	at Wisconsin	W	59-51
Dec. 6	#7/7 Texas A&M ¹	W	61-58
Dec. 9	Albany	W	83-48
Dec. 12	at Oklahoma State	W	73-45
Dec. 21	#4/4 Xavier	W	46-45
Dec. 30	Temple	W	71-64
Jan. 4	#10/10 Kentucky	W	54-48
Jan. 6	#14/15 Maryland	W	71-64
Jan. 14	at #21/15 Florida State	W	87-70
Jan. 16	at Virginia Tech	W	57-43
Jan. 21	Georgia Tech	W	69-32
Jan. 23	at N.C. State	W	65-64
Jan. 26	Clemson	W	92-37
Jan. 31	at #2/2 Connecticut	L	51-87
Feb. 3	#18/21 Miami	W	82-58
Feb. 7	at #13/12 North Carolina	L	60-62
Feb. 11	at Wake Forest	W	82-39
Feb. 13	Boston College	W	66-53
Feb. 17	at #16/17 Maryland	L	47-69
Feb. 20	Virginia Tech	W	90-40

Duke's 100-Point Games

128	- 12-6-02	vs. Howard (53)
120	- 3-18-95	at Alabama (121), (4 OT)*
119	- 12-30-05	at San Diego (52)
	- 11-29-03	vs. Stephen F. Austin (53)
117	- 12-28-10	vs. N.C. Central (28)
	- 2-9-94	vs. Western Carolina (44)
116	- 11-26-93	vs. Morgan State (63)
114	- 11-30-94	vs. UNC Asheville (57)
	- 12-8-92	vs. East Tennessee State (74)
113	- 1-7-99	vs. Georgia Tech (46)
112	- 12-12-98	vs. Temple (34)
110	- 12-19-05	vs. Ball State (24)
	- 11-25-05	vs. Arkansas State (56)
	- 11-22-05	vs. Fairfield (44)
	- 1-5-94	at East Carolina (69)
109	- 2-8-92	vs. Loyola (59)
	- 11-20-84	vs. North Carolina Central (53)
108	- 1-21-03	vs. Elon College (26)
	- 11-22-02	vs. East Carolina (46)
	- 11-24-95	vs. Pepperdine (70)
107	- 3-5-05	vs. Wake Forest (50)&
	- 11-24-01	vs. Davidson (58)
	- 12-6-01	vs. Virginia (73)
106	- 12-16-02	vs. Charleston Southern (38)
	- 12-18-02	vs. Florida International (58)
105	- 12-28-05	vs. St. John's (57)
	- 2-8-07	vs. Clemson (53)
	- 12-20-03	at Northwestern State (53)
104	- 11-13-09	at Houston Baptist (35)
	- 12-3-94	vs. Wisconsin-Milwaukee (34)
	- 12-4-93	vs. American (71)
	- 11-23-91	at East Tennessee State (71)
103	- 3-21-04	vs. Northwestern State (51)*
	- 12-11-93	vs. McNeese State (50)
	- 11-23-84	vs. Furman (66)
	- 11-26-83	vs. North Carolina Central (60)
102	- 11-11-06	vs. Northeastern (49)
	- 2-27-04	vs. Clemson (45)
	- 11-16-01	vs. Elon College (52)
	- 1-24-02	vs. North Carolina (82)
	- 1-27-02	vs. Florida State (80)
101	- 1-4-05	vs. Holy Cross (42)
	- 1-23-03	vs. Maryland (52)
	- 1-27-00	vs. North Carolina (58)
	- 12-2-99	vs. Elon College (44)
	- 1-1-95	vs. Manhattan (71)
	- 12-21-94	vs. Charleston Southern (57)
	- 12-8-79	vs. UNC Asheville (53)
100	- 1-2-06	vs. Wake Forest (54)
	- 2-27-98	vs. Georgia Tech (56)&
	- 12-4-94	vs. Indiana State (66)
	- 12-11-91	vs. UNC Asheville (42)
	- 12-2-88	vs. Cleveland State (60)
	- 12-28-85	vs. Cheney (56)

* NCAA Tournament
& ACC Tournament

Year	Coach	Overall	ACC	Home	Road	Neutral	ACC Tournament Finish	AP Poll Final Ranking	USA Today Final Ranking	Postseason Results
1975-76	Emma Jean Howard	0-14	--	0-8	0-6	0-0	--	--	--	--
1976-77	Emma Jean Howard	2-12	--	2-5	0-6	0-1	--	--	--	--
Howard's Totals		2-26	--	2-13	0-12	0-1				
1977-78	Debbie Leonard	1-19	0-8	0-9	1-8	0-2	Quarterfinalist	--	--	--
1978-79	Debbie Leonard	11-11	3-6	8-3	3-6	0-2	Quarterfinalist	--	--	--
1979-80	Debbie Leonard	14-13	5-5	8-3	5-5	1-5	Quarterfinalist	--	--	--
1980-81	Debbie Leonard	11-14	3-6	8-3	3-9	0-2	Quarterfinalist	--	--	--
1981-82	Debbie Leonard	14-15	3-8	8-5	4-7	2-3	Quarterfinalist	--	--	--
1982-83	Debbie Leonard	15-10	6-7	9-3	4-6	2-1	Quarterfinalist	--	--	--
1983-84	Debbie Leonard	13-14	5-9	9-5	3-6	1-3	Quarterfinalist	--	--	--
1984-85	Debbie Leonard	19-8	7-7	8-3	6-4	5-1	Semifinalist	--	--	--
1985-86	Debbie Leonard	21-9	9-5	11-2	9-3	1-4	Quarterfinalist	--	--	WNIT Elite Eight
1986-87	Debbie Leonard	19-10	7-7	12-3	5-6	2-1	Quarterfinalist	--	--	NCAA Second Round
1987-88	Debbie Leonard	17-11	5-9	9-4	6-6	2-1	Quarterfinalist	--	--	--
1988-89	Debbie Leonard	12-16	2-12	5-8	4-7	3-1	Quarterfinalist	--	--	--
1989-90	Debbie Leonard	15-13	4-10	9-3	4-8	2-2	Quarterfinalist	--	--	--
1990-91	Debbie Leonard	16-12	6-8	8-6	5-4	3-2	Quarterfinalist	--	--	--
1991-92	Debbie Leonard	14-15	4-12	7-7	4-7	3-1	Quarterfinalist	--	--	--
Leonard's Totals		212-190	69-119	119-67	66-92	27-31				
1992-93	Gail Goestenkors	12-15	3-13	7-6	4-8	1-1	First Round	--	--	--
1993-94	Gail Goestenkors	16-11	7-9	10-3	5-7	1-1	Quarterfinalist	--	--	--
1994-95	Gail Goestenkors	22-9	10-6	12-2	5-6	5-1	Finalist	20	17	NCAA Second Round
1995-96	Gail Goestenkors	26-7	12-4	11-3	9-3	6-1	Finalist	13	19	NCAA Second Round
1996-97	Gail Goestenkors	19-11	9-7	11-2	5-6	3-3	Semifinalist	--	--	NCAA Second Round
1997-98	Gail Goestenkors	24-8	13-3	14-1	5-4	5-3	Semifinalist	8	7	NCAA Elite Eight
1998-99	Gail Goestenkors	29-7	15-1	15-1	9-2	5-4	Semifinalist	10	2	NCAA Finalist
1999-00	Gail Goestenkors	28-6	12-4	16-2	7-3	5-1	Champion	10	11	NCAA Sweet 16
2000-01	Gail Goestenkors	30-4	13-3	14-1	9-2	7-1	Champion	5	8	NCAA Sweet 16
2001-02	Gail Goestenkors	31-4	16-0	15-1	10-1	6-2	Champion	3	4	NCAA Semifinalist
2002-03	Gail Goestenkors	35-2	16-0	13-1	9-0	13-1	Champion	2	4	NCAA Semifinalist
2003-04	Gail Goestenkors	30-4	15-1	14-1	10-1	6-2	Champion	1	5	NCAA Elite Eight
2004-05	Gail Goestenkors	31-5	12-2	13-1	9-2	9-2	Finalist	7	8	NCAA Elite Eight
2005-06	Gail Goestenkors	31-4	12-2	12-1	12-1	7-2	Semifinalist	4	2	NCAA Finalist
2006-07	Gail Goestenkors	32-2	14-0	14-0	11-0	7-2	Semifinalist	1	6	NCAA Sweet 16
Goestenkors' Totals		396-99	179-55	191-26	119-46	86-27				
2007-08	Joanne P. McCallie	25-10	10-4	10-3	7-4	8-3	Finalist	9	9	NCAA Sweet 16
2008-09	Joanne P. McCallie	27-6	11-3	14-0	8-4	5-2	Finalist	6	14	NCAA Second Round
2009-10	Joanne P. McCallie	30-6	12-2	16-1	8-4	6-1	Champion	6	7	NCAA Elite Eight
2010-11	Joanne P. McCallie	32-4	12-2	17-0	11-3	4-1	Champion	6	7	NCAA Elite Eight
McCallie's Totals		114-26	45-11	57-4	34-15	23-7				
Overall Totals		724-341	293-185	369-113	219-153	136-63				

2010-11 - 10 Wins, 4 Losses

W, 61-58 #7/7 Texas A&M, 12-6-10
 W, 46-45 #4/4 Xavier, 12-21-10
 W, 54-48 #10/10 Kentucky, 1-4-11
 W, 71-64 #14/15 Maryland, 1-6-11
 W, 87-70 at #21/15 Florida State, 1-14-11
 L, 51-87 at #2/2 Connecticut, 1-31-11
 W, 82-58 #18/21 Miami, 2-3-11
 L, 60-62 at #13/12 North Carolina, 2-7-11
 L, 47-69 at #16/17 Maryland, 2-17-11
 W, 66-58 #13/16 North Carolina, 2-27-11
 W, 81-66 vs. #19/19 North Carolina, 3-6-11
 W, 71-66 #19/17 Marist, 3-21-11
 W, 70-63 vs. #10/12 DePaul, 3-27-11
 L, 40-75 vs. #1/1 Connecticut, 3-29-11

2009-10 - 8 Wins, 4 Losses

L, 77-95 at #--/16 Texas A&M, 11-15-09
 W, 83-67 #3/3 Ohio State, 12-3-09
 L, 55-71 at #2/2 Stanford, 12-15-09
 W, 79-65 #24/25 James Madison, 12-18-09
 W, 69-62 at #25/-- Miami, 1-14-10
 L, 48-81 #1/1 Connecticut, 1-18-10
 W, 73-43 #13/14 Florida State, 73-43
 W, 79-51 #18/15 North Carolina, 2-8-10
 W, 64-50 #19/-- Georgia Tech, 2-19-10
 W, 83-65 #21/18 Virginia, 2-26-10
 W, 60-52 #21/-- LSU, 3-22-10
 L, 48-51 vs. #14/18 Baylor, 3-29-10

2008-09 - 8 Wins, 4 Losses

W, 77-68 #14/15 Oklahoma State, 11-14-08
 W, 56-52 #3/4 Stanford, 12-16-08
 W, 68-65 #12/15 Maryland, 1-12-09
 L, 75-82 (OT) at #18/20 Florida State, 1-29-09
 W, 81-67 at #17/15 Virginia, 2-5-09
 L, 60-75 at #8/9 North Carolina, 2-9-09
 W, 62-54 at #13/18 Tennessee, 2-16-09
 L, 59-77 at #9/7 Maryland, 2-22-09
 W, 81-79 (OT) #9/10 North Carolina, 3-1-09
 W, 76-53 vs. #24/20 Virginia, 3-6-09
 W, 75-57 vs. #12/13 Florida State, 3-7-09
 L, 89-92 (OT) vs. #4/4 Maryland, 3-8-09

2007-08 - 4 Wins, 9 Losses

W, 53-41 vs. #22/20 Purdue, 11-22-07
 L, 48-74 vs. #2/2 Connecticut, 11-25-07
 L, 55-68 at #23/18 Vanderbilt, 11-28-07
 W, 49-44 #4/3 Rutgers, 12-6-07
 L, 70-85 at #4/4 Maryland, 1-14-07
 W, 73-47 at #23/23 Georgia Tech, 1-24-08
 L, 64-67 #2/2 Tennessee, 1-28-08
 L, 76-93 #3/3 North Carolina, 2-4-08
 L, 69-76 #4/5 Maryland, 2-17-08
 L, 51-82 at #2/2 North Carolina, 3-2-08
 W, 74-63 vs. #5/4 Maryland, 3-7-08
 L, 73-86 vs. #2/2 North Carolina, 3-9-08
 L, 63-77 vs. #8/9 Texas A&M, 3-30-08

2006-07 - 10 Wins, 2 Losses

W, 85-45 at #19/17 Rutgers, 12-4-06
 W, 69-48 #11/11 Vanderbilt, 12-7-06
 W, 80-52 #22/22 Texas, 12-10-06
 W, 55-46 vs. #25/21 Bowling Green, 12-19-06
 W, 72-51 vs. #22/22 Pittsburgh, 12-21-06
 W, 81-62 #1/1 Maryland, 1-13-07
 W, 74-70 at #4/4 Tennessee, 1-22-07
 W, 64-53 at #2/2 North Carolina, 2-8-07
 W, 69-57 at #6/6 Maryland, 2-18-07
 W, 67-62 #4/4 North Carolina, 2-25-07
 L, 65-70 vs. #24/25 N.C. State, 3-3-07
 L, 52-53 vs. #15/18 Rutgers, 3-24-07

2005-06 - 8 Wins, 4 Losses

W, 84-70 at #18/16 Texas, 12-4-05
 W, 86-68 at #6/6 Maryland, 1-8-06
 W, 66-52 at #22/22 Boston College, 1-14-06
 W, 75-53 #1/1 Tennessee, 1-23-06
 L, 70-74 #3/2 North Carolina, 1-29-06
 W, 90-80 #4/6 Maryland, 2-13-06
 L, 65-77 at #2/2 North Carolina, 2-25-06
 L, 70-78 vs. #4/4 Maryland, 3-4-06
 W, 86-61 vs. #16/17 Michigan State, 3-26-06
 W, 63-61 (OT) vs. #8/8 Connecticut, 3-28-06
 W, 64-45 vs. #5/5 LSU, 4-2-06
 L, 75-78 vs. #3/3 Maryland, 4-4-06

2004-05 - 12 Wins, 5 Losses

L, 65-76 at #11/11 Notre Dame, 11-17-04
 W, 66-58 #23/23 Penn State, 11-19-04
 W, 63-51 vs. #16/16 Kansas State, 11-27-04
 W, 59-57 at #4/5 Tennessee, 12-2-04
 W, 66-48 vs. #20/18 Purdue, 12-18-04
 W, 88-67 #25/25 Virginia Tech, 1-9-05
 L, 51-56 at #12/6 North Carolina, 1-24-05
 W, 60-57 #20/22 Maryland, 1-27-05
 W, 52-49 at #25/-- N.C. State, 1-30-05
 W, 75-64 #24/24 Florida State, 2-6-05
 W, 60-49 at #19/21 Maryland, 2-13-05
 L, 68-77 #8/4 North Carolina, 2-27-05
 W, 74-44 vs. #25/-- Maryland, 3-6-05
 L, 67-88 vs. #4/3 North Carolina, 3-7-05
 W, 70-65 vs. #25/-- Boston College, 3-22-05
 W, 63-57 vs. #20/20 Georgia, 3-26-05
 L, 49-59 vs. #2/4 Louisiana State, 3-28-05

2003-04 - 7 Wins, 3 Losses

L, 77-85 vs. #3/3 Texas, 11-16-03
 W, 93-63 vs. #5/6 Purdue, 11-23-03
 W, 66-57 #25/-- Auburn, 11-29-03
 W, 68-67 at #1/1 Connecticut, 1-3-04
 W, 79-57 #13/13 North Carolina, 1-11-04
 L, 69-72 #2/2 Tennessee, 1-24-04
 W, 89-79 at #15/14 North Carolina, 2-14-04
 W, 63-47 vs. #9/10 North Carolina, 3-8-04
 W, 63-49 vs. #7/5 Louisiana Tech, 3-28-04
 L, 75-82 vs. #24/20 Minnesota, 3-30-04

2002-03 - 7 Wins, 2 Losses

W, 76-55 vs. #2/2 Tennessee, 11-24-02
 W, 74-72 (OT) vs. #17/15 Arkansas, 11-30-02
 W, 78-67 (OT) at #8/10 North Carolina, 1-20-03
 L, 67-78 #2/2 Connecticut, 2-1-03
 W, 97-63 #6/6 North Carolina, 2-20-03
 W, 77-59 vs. #11/9 North Carolina, 3-10-03
 W, 66-63 vs. #19/20 Georgia, 3-29-03
 W, 57-51 vs. #7/8 Texas Tech, 3-31-03
 L, 56-66 vs. #4/4 Tennessee, 4-6-03

2001-02 - 8 Wins, 2 Losses

W, 85-69 #7/7 Texas Tech, 11-11-01
 W, 76-64 #6/5 Louisiana Tech, 12-2-01
 L, 68-89 vs. #2/2 Tennessee, 12-27-01
 W, 102-82 #21/20 North Carolina, 1-24-02
 W, 90-75 at #19/20 North Carolina, 2-24-02
 W, 87-80 vs. #16/19 North Carolina, 3-4-02
 W, 76-66 #--/25 TCU, 3-17-02
 W, 62-46 vs. #14/14 Texas, 3-23-02
 W, 77-68 vs. #13/13 South Carolina, 3-25-02
 L, 71-86 vs. #2/2 Oklahoma, 3-29-02

2000-01 - 8 Wins, 2 Losses

W, 56-45 vs. #7/8 Louisiana State, 11-11-00
 W, 88-87 at #9/8 Penn State, 11-20-00
 W, 67-49 at #NR/24 Boston College, 11-22-00
 W, 81-63 #5/6 Iowa State, 12-30-00
 W, 62-59 #22/19 N.C. State, 1-18-01

W, 71-68 at #NR/24 Virginia, 1-22-01
 W, 92-42 #15/16 Clemson, 1-28-01
 L, 55-69 at #24/21 N.C. State, 2-18-01
 W, 57-45 vs. #21/20 N.C. State, 3-5-01
 L, 71-81 vs. #15/15 SWMS, 3-24-01

1999-00 - 3 Wins, 4 Losses

L, 70-77 #20/21 Boston College, 11-17-99
 W, 63-49 #9/8 Penn State, 11-28-99
 W, 70-61 at #24/24 Virginia Tech, 12-8-99
 L, 75-80 (OT) at #6/5 N.C. State, 1-20-00
 L, 49-61 at #24/25 Virginia, 1-30-00
 W, 70-64 #7/7 N.C. State, 2-17-00
 L, 66-79 vs. #15/12 Louisiana St., 3-25-00

1998-99 - 11 Wins, 6 Losses

L, 74-104 vs. #3/3 Connecticut, 11-13-98
 W, 77-57 vs. #19/17 Stanford, 11-14-98
 L, 57-84 at #11/19 Notre Dame, 11-21-98
 W, 79-71 at #18/22 Vanderbilt, 11-23-98
 L, 60-74 vs. #3/3 Tennessee, 12-6-98
 W, 85-80 at #9/11 UCLA, 12-28-98
 W, 84-68 #22/22 Virginia, 1-4-99
 W, 86-77 #16/12 Clemson, 1-14-99
 W, 93-71 at #7/6 North Carolina, 1-22-99
 W, 66-56 at #16/16 Virginia, 1-24-99
 L, 75-80 at #19/19 Clemson, 2-14-99
 W, 88-78 #13/12 North Carolina, 2-21-99
 L, 71-76 vs. #16 Clemson, 2-28-99
 W, 76-63 vs. #5/5 Old Dominion, 3-20-99
 W, 69-63 vs. #2/2 Tennessee, 3-22-99
 W, 81-69 vs. #12/12 Georgia, 3-26-99
 L, 45-62 vs. #1/1 Purdue, 3-28-99

1997-98 - 7 Wins, 4 Losses

L, 65-77 vs. #8/8 Illinois, 11-30-97
 L, 63-70 at #12/15 Florida, 12-29-97
 L, 74-83 at #8/7 North Carolina, 1-12-98
 W, 75-61 at #8/7 N.C. State, 1-19-98
 W, 93-66 #11/10 Virginia, 1-23-98
 W, 78-59 #19/22 Clemson, 1-25-98
 W, 83-70 #5/5 North Carolina, 2-12-98
 W, 65-62 #10/8 N.C. State, 2-19-98
 W, 85-78 (OT) at #15/14 Virginia, 2-22-98
 L, 52-56 vs. #8/10 North Carolina, 2-28-98
 W, 71-58 vs. #13/12 Florida, 3-21-98

1996-97 - 1 Win, 9 Losses

L, 77-89 vs. #6 Old Dominion, 12-7-96
 L, 55-62 at #13 Virginia, 1-6-97
 L, 73-86 at #13/13 N.C. State, 1-15-97
 L, 73-87 #10 North Carolina, 1-18-97
 W, 70-61 #10 Clemson, 1-24-97
 L, 69-72 at #22/21 Clemson, 2-16-97
 L, 56-86 #11/9 Virginia, 2-19-97
 L, 61-81 at #4/5 North Carolina, 2-21-97
 L, 55-66 vs. #5/6 North Carolina, 3-1-97
 L, 67-85 at #16/19 Illinois, 3-16-97

1995-96 - 4 Wins, 4 Losses

L, 73-75 at #14/17 N.C. State, 1-4-96
 L, 60-61 #8/5 Virginia, 1-8-96
 W, 74-63 #17/18 Clemson, 1-31-96
 L, 74-80 #14/17 N.C. State, 2-2-96
 W, 72-69 at #9/8 Virginia, 2-10-96
 W, 75-65 at #16/20 Clemson, 2-19-96
 W, 79-62 vs. #19/23 N.C. State, 3-2-96
 L, 54-71 vs. #22/20 Clemson, 3-3-96

1994-95 - 2 Wins, 5 Losses

L, 62-78 at #9/11 Virginia, 1-10-95
 W, 74-72 #3 North Carolina, 1-25-95
 L, 61-67 #8/9 Virginia, 2-12-95
 L, 57-82 at #12 North Carolina, 2-25-95

W, 83-82 (2OT) vs. #6 Virginia, 3-4-95
 L, 70-95 vs. #12 North Carolina, 3-5-95
 L, 120-121 (4OT) at #13/15 Alabama, 3-18-95

1993-94 - 0 Wins, 4 Losses

L, 68-79 #7/7 North Carolina, 1-19-94
 L, 66-87 #12 Virginia, 1-25-94
 L, 60-73 at #9 Virginia, 2-12-94
 L, 68-70 at #5/5 North Carolina, 2-22-92

1992-93 - 1 Win, 7 Losses

L, 57-76 at #9 Virginia, 1-9-93
 L, 51-82 #3/9 Maryland, 1-16-93
 L, 54-66 at #20 North Carolina, 1-19-93
 L, 63-88 at #18/21 Clemson, 1-31-93
 L, 71-90 at #7/9 Maryland, 2-5-93
 L, 61-97 #14 Virginia, 2-13-93
 W, 67-65 #--/21 Clemson, 2-15-93
 L, 63-84 #18/18 North Carolina, 2-23-93

1991-92 - 1 Win, 9 Losses

L, 58-74 at #12/11 Purdue, 12-28-91
 W, 73-69 at #12/11 N.C. State, 1-7-92
 L, 72-107 #15/15 Clemson, 1-10-92
 L, 54-80 #1/1 Maryland, 1-24-92
 L, 54-81 #2/2 Virginia, 2-1-92
 L, 64-69 #24/24 North Carolina, 2-12-92
 L, 48-93 at #2/2 Virginia, 2-15-92
 L, 68-74 at #4/5 Maryland, 2-22-92
 L, 58-63 at #19/18 Clemson, 2-29-92
 L, 55-81 vs. #1/1 Virginia, 3-7-92

1990-91 - 0 Wins, 7 Losses

L, 58-69 #9/9 Purdue, 12-2-90
 L, 56-92 #1/1 Virginia, 1-5-91
 L, 84-96 at #3/4 N.C. State, 1-9-91
 L, 49-63 at #20/20 Clemson, 1-28-91
 L, 63-98 #3/4 N.C. State, 2-6-91
 L, 61-86 at #1/1 Virginia, 2-9-91
 L, 59-67 #24/-- Clemson, 2-22-91

1989-90 - 1 Win, 5 Losses

L, 78-92 at #23/24 Old Dominion, 12-18-89
 L, 60-68 at #12/13 Maryland, 1-5-90
 L, 87-103 #8/11 N.C. State, 1-10-90
 W, 84-74 #9/12 Virginia, 1-16-90
 L, 61-80 at #11/11 N.C. State, 2-7-90
 L, 62-86 at #12/12 Virginia, 2-10-90

1988-89 - 0 Wins, 9 Losses

L, 76-91 #6/7 Stanford, 12-20-88
 L, 66-78 at #13/13 Virginia, 1-7-89
 L, 86-87 #8/8 Maryland, 1-14-89
 L, 68-75 #16/14 N.C. State, 1-17-89
 L, 70-77 #--/24 Old Dominion, 1-21-89
 L, 64-100 at #6/4 Maryland, 2-4-89
 L, 81-99 #14/14 Virginia, 2-11-89
 L, 78-92 at #15/14 N.C. State, 2-21-89
 L, 50-89 vs. #14/14 N.C. State, 3-4-89

1987-88 - 1 Win, 4 Losses

L, 73-83 at #15/14 Maryland, 1-9-88
 L, 49-72 #14/14 Virginia, 1-23-88
 W, 81-73 #11/12 Maryland, 2-13-88
 L, 67-69 at #9/10 Virginia, 2-27-88
 L, 65-81 vs. #--/25 Clemson, 3-5-88

1986-87 - 3 Wins, 4 Losses

L, 64-64 at #16/17 Maryland, 12-12-86
 W, 70-63 #--/22 Maryland, 1-17-87
 L, 79-86 #14/14 N.C. State, 1-21-87
 L, 43-71 at #6/6 Virginia, 1-24-87
 W, 76-69 at #13/15 N.C. State, 2-3-87
 W, 77-76 #7/9 Virginia, 2-21-87

L, 64-78 at #5/6 Rutgers, 3-14-87

1985-86 - 2 Wins, 2 Losses

W, 79-78 #19/18 North Carolina, 1-7-86
 L, 76-90 at #4/4 Virginia, 1-18-86
 L, 67-81 #3/3 Virginia, 2-1-86
 W, 86-79 at #13/13 North Carolina, 2-12-86

1984-85 - 0 Wins, 4 Losses

L, 58-75 #11/-- Virginia, 1-5-85
 L, 66-74 at #15/17 Virginia, 2-2-85
 L, 72-73 #15/15 N.C. State, 2-19-85
 L, 57-89 vs. #14/14 N.C. State, 3-2-85

1983-84 - 2 Wins, 7 Losses

L, 72-78 #15 Clemson, 12-6-83
 L, 54-81 at #8 Maryland, 12-10-83
 L, 73-79 at #14 Clemson, 1-17-84
 L, 62086 #20 N.C. State, 1-24-84
 L, 55-82 at #17 Virginia, 2-4-84
 L, 63-64 #17 Maryland, 2-8-84
 W, 80-67 #16 North Carolina, 2-16-84
 W (OT), 74-73 at #15 N.C. State, 2-21-84
 L, 68-81 vs. #16 N.C. State, 3-2-84

1982-83 - 0 Wins, 5 Losses

L, 68-84 #20 North Carolina, 1-11-83
 L, 49-72 #3 Maryland, 1-18-83
 L, 68-89 at #8 Maryland, 2-13-83
 L, 65-82 at #20 North Carolina, 2-17-83
 L, 81-102 #16 N.C. State, 2-22-83

1981-82 - 0 Wins, 4 Losses

L, 53-70 #9 N.C. State, 12-8-81
 L, 52-65 #12 Maryland, 1-3-82
 L, 61-81 at #8 N.C. State, 2-10-82
 L, 55-69 at #9 N.C. State, 2-26-82

1980-81 - 0 Wins, 4 Losses

L, 78-96 #10 N.C. State, 12-4-80
 L, 68-85 at #17 Maryland, 1-10-81
 L, 54-67 #20 Clemson, 2-2-81
 L, 49-72 vs. #12 Maryland, 2-12-81

1979-80 - 0 Wins, 3 Losses

L, 55-86 at #5 N.C. State, 11-29-79
 L, 56-111 at #18 Clemson, 1-9-80
 L, 63-82 #15 Maryland, 1-18-80

1978-79 - 0 Wins, 2 Losses

L, 55-82 at #3 Maryland, 1-18-79
 L, 44-99 #7 N.C. State, 1-20-79

1977-78 - 0 Wins, 4 Losses

L, 47-117 #7 Maryland, 1-14-78
 L, 43-125 at #2 N.C. State, 1-19-78
 L, 36-86 #2 N.C. State, 2-2-78
 L, 39-103 vs. #7 Maryland, 2-9-78

1976-77 - 0 Wins, 1 Loss

L, 35-87 #14 N.C. State, 2-1-77

Totals: 118 Wins, 155 Losses

(Bold indicates home games)

1st Victory Against Ranked Opponent

80-67 vs. #16 North Carolina, 2-16-84

Largest Margin Of Victory Against Ranked Opponent

30 (92-62) vs. #15 Clemson, 1-28-01

Largest Margin Of Loss Against Ranked Opponent

82 (43-125) vs. #12 N.C. State, 1-19-78

Most Wins Against Ranked Foes In A Season

12, 2004-05

Most Losses In A Season

9, 1996-97

Duke Vs. Ranked ACC Opponents

Overall Record: 74-124

Boston College, 3-1 North Carolina, 22-27

Clemson, 7-14 N.C. State, 9-28

Florida State, 5-1 Virginia, 12-26

Georgia Tech, 2-0 Virginia Tech, 2-0

Maryland, 11-27 Miami, 1-0

Duke vs. Ranked Opponents Last 10 Years

90-41

Most Points Allowed vs Ranked Opponents

125 vs. #12 N.C. State, 1-19-78

Most Points Scored vs Ranked Opponents

102 vs. #21 North Carolina, 1-24-02

Fewest Points Scored vs Ranked Opponents

35 vs. #14 N.C. State, 2-1-77

Fewest Points Allowed vs Ranked Opponents

42 vs. #15 Clemson, 2-1-01

The Coach Versus Ranked Opponents

Emma Jean Howard (1975-77): 0-0

Debbie Leonard (1977-92): 10-74

Gail Goestenkors (1992-2007): 88-56

Joanne P. McCallie (2007-present): 30-21

Individual Records vs. Ranked Opponents**Most Points In A Game**

36, Katie Meier vs. #13/15 N.C. State, 2-3-87

Most Rebounds In A Game

20, Alana Beard vs. #11/9 North Carolina, 3-10-03

Most Assists In A Game

12, Katie Meier vs. #8/11 N.C. State, 1-10-90

Most Blocks In A Game

8, Alison Bales vs. #8/8 Connecticut, 3-28-06

8, Alison Bales vs. #8/4 North Carolina, 2-27-05

Most Steals In A Game

8, Lindsey Harding vs. #1/1 Tennessee, 1-23-06

ALABAMA0-1 Home 0-0 • Away 0-1 • Neutral 0-0 Mar. 18, 1995.....A..... Alabama 121, Duke 120 (4OT)	BOSTON COLLEGE8-2 Home 4-1 • Away 3-1 • Neutral 1-0 Dec. 2, 1989.....H..... Duke 85, Boston College 64 Nov. 17, 1999.....H..... Boston College 77, Duke 70 Nov. 22, 2000.....A..... Duke 67, Boston College 49 Mar. 22, 2005.....N..... Duke 70, Boston College 65 Jan. 14, 2006.....A..... Duke 66, Boston College 52 Feb. 15, 2007.....H..... Duke 73, Boston College 52 Feb. 7, 2008.....A..... Duke 51, Boston College 41 Feb. 2, 2009.....H..... Duke 69, Boston College 58 Feb. 4, 2010.....A..... Boston College 61, Duke 57 Feb. 13, 2011.....H..... Duke 66, Boston College 53	Nov. 27, 2010.....A..... Duke 61, Charlotte 55
ALBANY1-0 Home 1-0 • Away 0-0 • Neutral 0-0 Dec. 9, 2010.....H..... Duke 83, Albany 48	BOSTON UNIVERSITY2-0 Home 1-0 • Away 0-0 • Neutral 1-0 Jan. 2, 1988.....H..... Duke 73, Boston University 58 Dec. 30, 2006.....N..... Duke 72, Boston University 42	CHEYNEY2-0 Home 1-0 • Away 0-0 • Neutral 1-0 Nov. 26, 1985.....H..... Duke 98, Cheyney 66 Dec. 28, 1985.....N..... Duke 100, Cheyney 56
AMERICAN1-0 Home 1-0 • Away 0-0 • Neutral 0-0 Dec. 4, 1993.....H..... Duke 104, American 71	BOWLING GREEN1-0 Home 0-0 • Away 0-0 • Neutral 1-0 Dec. 19, 2006.....N..... Duke 55, Bowling Green 46	CINCINNATI0-1 Home 0-0 • Away 0-1 • Neutral 0-0 Jan. 2, 1981.....A..... Cincinnati 86, Duke 64
APPALACHIAN STATE10-4 Home 6-1 • Away 4-2 • Neutral 0-1 Jan. 28, 1978.....A..... Appalachian St. 87, Duke 60 Feb. 16, 1978.....H..... Appalachian St. 75, Duke 68 Feb. 16, 1979.....A..... Appalachian St. 85, Duke 64 Feb. 2, 1980.....H..... Duke 88, Appalachian St. 70 Dec. 6, 1980.....H..... Duke 90, Appalachian St. 71 Feb. 23, 1981.....A..... Duke 69, Appalachian St. 46 Mar. 2, 1981.....N..... Appalachian St. 74, Duke 73 (OT) Jan. 30, 1982.....A..... Duke 75, Appalachian St. 60 Feb. 19, 1982.....H..... Duke 85, Appalachian St. 73 Feb. 25, 1983.....H..... Duke 89, Appalachian St. 51 Dec. 6, 1986.....H..... Duke 84, Appalachian St. 66 Nov. 28, 1989.....A..... Duke 73, Appalachian State 65 Dec. 20, 1992.....H..... Duke 79, Appalachian State 76 Dec. 8, 1993.....A..... Duke 79, Appalachian State 66	BRIGHAM YOUNG2-0 Home 2-0 • Away 0-0 • Neutral 0-0 Jan. 10, 1987.....H..... Duke 80, Brigham Young 60 Nov. 12, 2010.....H..... Duke 69, Brigham Young 54	CLEMSON33-32 Home 19-9 • Away 12-16 • Neutral 2-7 Jan. 11, 1978.....A..... Clemson 118, Duke 59 Feb. 5, 1979.....H..... Clemson 94, Duke 58 Feb. 8, 1979.....N..... Clemson 81, Duke 56 Jan. 9, 1980.....A..... Clemson 111, Duke 56 Feb. 2, 1981.....H..... Clemson 67, Duke 54 Jan. 23, 1982.....A..... Clemson 84, Duke 59 Dec. 1, 1982.....A..... Duke 72, Clemson 70 Jan. 29, 1983.....H..... Duke 95, Clemson 81 Mar. 4, 1983.....N..... Clemson 93, Duke 92 (OT) Dec. 6, 1983.....H..... Clemson 78, Duke 72 Jan. 17, 1984.....A..... Clemson 79, Duke 73 Dec. 31, 1984.....H..... Duke 84, Clemson 76 Jan. 14, 1985.....A..... Duke 76, Clemson 70 Mar. 1, 1985.....N..... Duke 81, Clemson 76 Jan. 13, 1986.....A..... Duke 93, Clemson 77 Feb. 8, 1986.....H..... Duke 80, Clemson 76 Dec. 3, 1986.....H..... Duke 78, Clemson 72 Feb. 9, 1987.....A..... Clemson 79, Duke 76 Jan. 4, 1988.....H..... Duke 68, Clemson 61 Feb. 1, 1988.....A..... Clemson 78, Duke 65 Mar. 5, 1988.....N..... Clemson 81, Duke 65 Jan. 2, 1989.....A..... Clemson 69, Duke 55 Feb. 8, 1989.....H..... Clemson 71, Duke 50 Jan. 29, 1990.....A..... Clemson 64, Duke 49 Feb. 26, 1990.....H..... Clemson 65, Duke 60 Mar. 3, 1990.....N..... Clemson 77, Duke 68 Jan. 28, 1991.....A..... Clemson 63, Duke 49 Feb. 22, 1991.....H..... Clemson 67, Duke 59 Mar. 2, 1991.....N..... Clemson 60, Duke 58 Jan. 10, 1992.....H..... Clemson 107, Duke 72 Feb. 29, 1992.....A..... Clemson 63, Duke 59 Jan. 31, 1993.....A..... Clemson 88, Duke 63 Feb. 15, 1993.....H..... Duke 67, Clemson 65 Jan. 23, 1994.....A..... Duke 74, Clemson 67 Jan. 28, 1994.....H..... Clemson 90, Duke 82 Feb. 1, 1995.....A..... Clemson 78, Duke 64 Feb. 20, 1995.....H..... Clemson 88, Duke 82 (OT) Mar. 3, 1995.....N..... Duke 78, Clemson 71 Jan. 31, 1996.....H..... Duke 74, Clemson 63 Feb. 19, 1996.....A..... Duke 75, Clemson 65 Mar. 3, 1996.....N..... Clemson 71, Duke 54 Jan. 24, 1997.....H..... Duke 70, Clemson 61 Feb. 16, 1997.....A..... Clemson 72, Duke 69 Dec. 13, 1997.....A..... Clemson 72, Duke 61 Jan. 25, 1998.....H..... Duke 78, Clemson 59 Jan. 14, 1999.....H..... Duke 86, Clemson 77 Feb. 14, 1999.....A..... Clemson 80, Duke 75 Feb. 28, 1999.....N..... Clemson 76, Duke 71 Jan. 16, 2000.....H..... Duke 60, Clemson 51 Feb. 21, 2000.....A..... Duke 59, Clemson 44 Dec. 9, 2000.....A..... Clemson 93, Duke 75 Jan. 28, 2001.....H..... Duke 92, Clemson 42 Jan. 10, 2002.....A..... Duke 81, Clemson 58 Feb. 10, 2002.....H..... Duke 77, Clemson 69 Jan. 6, 2003.....H..... Duke 69, Clemson 53 Feb. 6, 2003.....A..... Duke 61, Clemson 49 Feb. 2, 2004.....A..... Duke 78, Clemson 60
ARIZONA STATE1-0 Home 0-0 • Away 0-0 • Neutral 1-0 Mar. 25, 2008.....N..... Duke 67, Arizona State 59	BUCKNELL1-0 Home 1-0 • Away 0-0 • Neutral 0-0 Dec. 21, 2007.....H..... Duke 92, Bucknell 49	
ARKANSAS2-1 Home 1-0 • Away 0-0 • Neutral 1-1 Mar. 23, 1998.....N..... Arkansas 77, Duke 72 Mar. 19, 2001.....H..... Duke 75, Arkansas 54 Nov. 30, 2002.....N..... Duke 74, Arkansas 72 (OT)	CALIFORNIA1-1 Home 0-0 • Away 1-1 • Neutral 0-0 Dec. 27, 1987.....A..... Duke 85, California 57 Dec. 21, 1993.....A..... California 72, Duke 66	
ARKANSAS STATE2-0 Home 1-0 • Away 0-0 • Neutral 1-0 Dec. 17, 2000.....N..... Duke 69, Arkansas State 45 Nov. 25, 2005.....H..... Duke 110, Arkansas State 56	CAMPBELL3-5 Home 2-2 • Away 0-2 • Neutral 1-1 Jan. 22, 1976.....A..... Campbell 73, Duke 55 Feb. 3, 1976.....H..... Campbell 72, Duke 69 Feb. 3, 1977.....A..... Campbell 78, Duke 63 Feb. 19, 1977.....H..... Campbell 66, Duke 48 Feb. 24, 1977.....N..... Campbell 61, Duke 50 Jan. 16, 1982.....N..... Duke 83, Campbell 64 Feb. 18, 1984.....H..... Duke 89, Campbell 64 Mar. 18, 2000.....H..... Duke 71, Campbell 42	
AUBURN4-0 Home 2-0 • Away 2-0 • Neutral 0-0 Nov. 30, 2003.....H..... Duke 66, Auburn 57 Dec. 31, 2004.....A..... Duke 80, Auburn 61 Nov. 27, 2005.....H..... Duke 69, Auburn 37 Nov. 18, 2010.....A..... Duke 75, Auburn 62	CANISIUS1-0 Home 0-0 • Away 0-0 • Neutral 1-0 Mar. 20, 2005.....N..... Duke 80, Canisius 48	
AUSTIN PEAY1-0 Home 0-0 • Away 0-0 • Neutral 1-0 Mar. 22, 2009.....N..... Duke 83, Austin Peay 42	CATAWBA1-0 Home 1-0 • Away 0-0 • Neutral 0-0 Jan. 10, 1979.....H..... Duke 82, Catawba 33	
BALL STATE2-0 Home 1-0 • Away 1-0 • Neutral 0-0 Dec. 20, 2004.....A..... Duke 81, Ball State 31 Dec. 19, 2005.....H..... Duke 110, Ball State 24	CHARLESTON SOUTHERN2-0 Home 2-0 • Away 0-0 • Neutral 0-0 Dec. 21, 1994.....H..... Duke 101, Charleston Southern 57 Dec. 16, 2002.....H..... Duke 106, Charleston Southern 38	
BAPTIST1-0 Home 0-0 • Away 0-0 • Neutral 1-0 Dec. 11, 1982.....N..... Duke 86, Baptist 37	CHARLOTTE6-3 Home 4-0 • Away 2-3 • Neutral 0-0 Jan. 31, 1976.....A..... UNC Charlotte 64, Duke 47 Jan. 25, 1977.....H..... Duke 64, UNC Charlotte 60 Feb. 4, 1978.....A..... UNC Charlotte 72, Duke 62 Dec. 4, 1982.....H..... Duke 78, UNC Charlotte 46 Feb. 19, 1983.....A..... UNC Charlotte 73, Duke 66 Feb. 14, 1990.....H..... Duke 65, UNC Charlotte 49 Nov. 29, 2000.....H..... Duke 78, UNC Charlotte 59 Nov. 29, 2001.....A..... Duke 64, UNC Charlotte 39	
BAYLOR0-1 Home 0-0 • Away 0-0 • Neutral 0-1 Mar. 29, 2010.....N..... Baylor 51, Duke 48		

Feb. 27, 2004.....H..... Duke 102, Clemson 45
 Feb. 17, 2005.....H..... Duke 72, Clemson 48
 Jan. 26, 2006.....A..... Duke 97, Clemson 65
 Feb. 5, 2007.....A..... Duke 105, Clemson 53
 Feb. 13, 2008.....A..... Duke 83, Clemson 54
 Feb. 13, 2009.....H..... Duke 77, Clemson 53
 Jan. 7, 2010.....A..... Duke 67, Clemson 41
 Jan. 26, 2011.....H..... Duke 92, Clemson 37

CLEVELAND STATE.....1-0
Home 1-0 • Away 0-0 • Neutral 0-0
 Dec. 2, 1988.....H..... Duke 100, Cleveland State 60

COLLEGE OF CHARLESTON.....1-0
Home 1-0 • Away 0-0 • Neutral 0-0
 Dec. 18, 1990.....H..... Duke 82, College of Charleston 54

COLORADO.....0-1
Home 0-1 • Away 0-0 • Neutral 0-0
 Jan. 5, 1980.....H..... Colorado 78, Duke 64

COLORADO STATE.....1-0
Home 1-0 • Away 0-0 • Neutral 0-0
 Dec. 22, 2005.....H..... Duke 99, Colorado State 52

CONNECTICUT.....3-7
Home 0-3 • Away 1-1 • Neutral 2-3
 Jan. 11, 1980.....H..... Connecticut 81, Duke 69
 Dec. 9, 1988.....N..... Duke 83, Connecticut 69
 Nov. 13, 1998.....A..... Connecticut 104, Duke 74
 Feb. 1, 2003.....H..... Connecticut 77, Duke 65
 Jan. 3, 2004.....A..... Duke 68, Connecticut 67
 Mar. 28, 2006.....N..... Duke 63, Connecticut 61 (OT)
 Nov. 25, 2007.....N..... Connecticut 74, Duke 48
 Jan. 18, 2010.....H..... Connecticut 81, Duke 48
 Jan. 31, 2011.....A..... Connecticut 87, Duke 51
 Mar. 29, 2011.....N..... Connecticut 75, Duke 40

DARTMOUTH.....1-0
Home 0-0 • Away 1-0 • Neutral 0-0
 Dec. 29, 2006.....A..... Duke 77, Dartmouth 40

DAYTON.....0-1
Home 0-0 • Away 0-1 • Neutral 0-0
 Jan. 3, 1981.....A..... Dayton 99, Duke 78

DAVIDSON.....3-1
Home 3-0 • Away 0-1 • Neutral 0-0
 Feb. 20, 1978.....A..... Davidson 62, Duke 61
 Feb. 12, 1979.....H..... Duke 78, Davidson 25
 Nov. 24, 2001.....H..... Duke 107, Davidson 58
 Nov. 12, 2004.....H..... Duke 89, Davidson 69

DELAWARE.....1-0
Home 1-0 • Away 0-0 • Neutral 0-0
 Dec. 2, 1995.....H..... Duke 95, Delaware 50

DENVER.....1-0
Home 0-0 • Away 1-0 • Neutral 0-0
 Nov. 11, 2007.....A..... Duke 57, Denver 37

DEPAUL.....2-1
Home 0-0 • Away 0-1 • Neutral 2-0
 Nov. 29, 1986.....A..... DePaul 78, Duke 72
 Mar. 14, 1997.....N..... Duke 70, DePaul 56
 Mar. 27, 2011.....N..... Duke 70, DePaul 63

DETROIT.....2-0
Home 0-0 • Away 0-0 • Neutral 2-0
 Dec. 20, 1993.....N..... Duke 94, Detroit 82
 Dec. 27, 2002.....N..... Duke 92, Detroit 52

DETROIT MERCY.....1-0
Home 0-0 • Away 0-0 • Neutral 1-0
 Nov. 28, 1997.....N..... Duke 87, Detroit 65

DRAKE.....1-0
Home 0-0 • Away 0-0 • Neutral 1-0
 Dec. 27, 1992.....N..... Duke 71, Drake 58

DUQUESNE.....1-0
Home 1-0 • Away 0-0 • Neutral 0-0
 Nov. 25, 2000.....H..... Duke 97, Duquesne 66

EAST CAROLINA.....6-9
Home 4-3 • Away 2-3 • Neutral 0-3
 Jan. 20, 1976.....H..... East Carolina 72, Duke 31
 Dec. 3, 1977.....A..... East Carolina 80, Duke 55
 Feb. 6, 1978.....H..... East Carolina 70, Duke 66
 Mar. 2, 1978.....N..... East Carolina 87, Duke 47
 Dec. 2, 1978.....A..... East Carolina 81, Duke 66
 Feb. 22, 1979.....N..... East Carolina 69, Duke 46
 Dec. 1, 1979.....H..... Duke 76, East Carolina 75
 Feb. 23, 1980.....N..... East Carolina 99, Duke 65
 Jan. 19, 1981.....A..... East Carolina 79, Duke 69
 Feb. 16, 1982.....H..... East Carolina 79, Duke 57
 Jan. 2, 1987.....H..... Duke 84, East Carolina 70
 Dec. 12, 1987.....A..... Duke 68, East Carolina 49
 Nov. 30, 1988.....H..... Duke 93, East Carolina 60
 Jan. 5, 1994.....A..... Duke 110, East Carolina 69
 Nov. 22, 2002.....H..... Duke 108, East Carolina 46

EAST TENNESSEE STATE.....5-0
Home 3-0 • Away 0-1 • Neutral 1-0
 Mar. 12, 1982.....A..... Duke 74, East Tennessee St. 73 (OT)
 Dec. 10, 1987.....H..... Duke 86, East Tennessee State 48
 Nov. 29, 1990.....H..... Duke 85, East Tennessee State 55
 Nov. 23, 1991.....A..... Duke 104, East Tennessee State 71
 Dec. 8, 1992.....H..... Duke 114, East Tennessee State 74

EASTERN KENTUCKY.....1-1
Home 1-0 • Away 0-1 • Neutral 0-0
 Nov. 26, 1982.....H..... Duke 74, Eastern Kentucky 57
 Dec. 3, 1983.....A..... Eastern Kentucky 46, Duke 44

EASTERN WASHINGTON.....1-0
Home 0-0 • Away 0-0 • Neutral 1-0
 Nov. 25, 1988.....N..... Duke 79, Eastern Washington 57

ELON COLLEGE.....3-4
Home 3-2 • Away 0-2 • Neutral 0-0
 Feb. 7, 1976.....A..... Elon College 82, Duke 43
 Feb. 14, 1976.....H..... Elon College 50, Duke 47
 Jan. 21, 1977.....H..... Elon College 48, Duke 47
 Feb. 21, 1977.....A..... Elon College 74, Duke 38
 Dec. 2, 1999.....H..... Duke 101, Elon College 44
 Nov. 16, 2001.....H..... Duke 102, Elon College 52
 Nov. 21, 2003.....H..... Duke 108, Elon College 26

FAIRFIELD.....2-0
Home 1-0 • Away 0-0 • Neutral 1-0
 Nov. 30, 1991.....N..... Duke 75, Fairfield 68
 Nov. 22, 2005.....H..... Duke 110, Fairfield 44

FLORIDA.....2-1
Home 0-0 • Away 0-1 • Neutral 2-0
 Nov. 28, 1986.....N..... Duke 76, Florida 74
 Dec. 29, 1997.....A..... Florida 70, Duke 63
 Mar. 21, 1998.....N..... Duke 71, Florida 58

FLORIDA A&M.....1-0
Home 1-0 • Away 0-0 • Neutral 0-0
 Nov. 27, 1999.....H..... Duke 93, Florida A&M 38

FLORIDA INTERNATIONAL.....1-1
Home 1-0 • Away 0-0 • Neutral 0-1
 Jan. 1, 1984.....N..... Florida International 83, Duke 56
 Dec. 18, 2002.....H..... Duke 106, Florida International 58

FLORIDA STATE.....31-8
Home 14-3 • Away 11-5 • Neutral 6-0
 Jan. 21, 1992.....A..... Florida State 67, Duke 55
 Feb. 8, 1992.....H..... Florida State 61, Duke 53
 Jan. 3, 1993.....H..... Florida State 84, Duke 72
 Feb. 28, 1993.....A..... Florida State 74, Duke 67
 Jan. 16, 1994.....H..... Duke 66, Florida State 60
 Feb. 25, 1994.....A..... Florida State 78, Duke 73
 Dec. 7, 1994.....H..... Duke 84, Florida State 68
 Jan. 28, 1995.....A..... Duke 75, Florida State 71
 Dec. 6, 1995.....H..... Duke 92, Florida State 30
 Jan. 27, 1996.....A..... Duke 61, Florida State 47
 Jan. 3, 1997.....A..... Duke 87, Florida State 46
 Feb. 2, 1997.....A..... Duke 77, Florida State 70
 Jan. 16, 1998.....H..... Duke 96, Florida State 76
 Feb. 15, 1998.....A..... Duke 79, Florida State 67
 Dec. 2, 1998.....H..... Duke 91, Florida State 72
 Jan. 25, 1999.....A..... Duke 92, Florida State 75
 Feb. 26, 1999.....N..... Duke 90, Florida State 57
 Jan. 24, 2000.....A..... Duke 59, Florida State 54
 Feb. 24, 2000.....H..... Duke 87, Florida State 52
 Mar. 4, 2000.....N..... Duke 92, Florida State 65
 Jan. 8, 2001.....A..... Duke 73, Florida State 60
 Feb. 8, 2001.....H..... Florida State 71, Duke 69
 Mar. 4, 2001.....N..... Duke 72, Florida State 56
 Jan. 27, 2002.....A..... Duke 102, Florida State 80
 Feb. 21, 2002.....H..... Duke 88, Florida State 55
 Mar. 1, 2002.....N..... Duke 82, Florida State 66
 Jan. 26, 2003.....H..... Duke 81, Florida State 63
 Feb. 27, 2003.....A..... Duke 70, Florida State 49
 Jan. 5, 2004.....H..... Duke 79, Florida State 66
 Feb. 4, 2004.....A..... Florida State 80, Duke 74
 Feb. 6, 2005.....H..... Duke 75, Florida State 64
 Jan. 5, 2006.....H..... Duke 87, Florida State 68
 Jan. 25, 2007.....A..... Duke 73, Florida State 60
 Jan. 11, 2008.....H..... Duke 70, Florida State 38
 Mar. 7, 2008.....N..... Duke 81, Florida State 67
 Jan. 29, 2009.....A..... Florida State 82, Duke 75 (OT)
 Mar. 7, 2009.....N..... Duke 75, Florida State 57
 Jan. 29, 2010.....H..... Duke 73, Florida State 43
 Jan. 14, 2011.....A..... Duke 87, Florida State 70

FURMAN.....4-0
Home 1-0 • Away 1-0 • Neutral 2-0
 Dec. 3, 1979.....A..... Duke 90, Furman 56
 Feb. 7, 1981.....H..... Duke 89, Furman 48
 Dec. 10, 1982.....N..... Duke 88, Furman 51
 Nov. 23, 1984.....N..... Duke 103, Furman 66

GEORGE MASON.....4-0
Home 2-0 • Away 2-0 • Neutral 0-0
 Nov. 29, 1980.....A..... Duke 86, George Mason 50
 Nov. 30, 1985.....N..... Duke 85, George Mason 66
 Dec. 28, 1999.....H..... Duke 95, George Mason 56
 Dec. 3, 2000.....A..... Duke 88, George Mason 69

GEORGE WASHINGTON..... 1-1
 Home 1-0 • Away 0-0 • Neutral 0-1
 Nov. 20, 1981..... H..... Duke 82, George Washington 45
 Dec. 29, 1996..... N..... George Washington 54, Duke 48

GEORGETOWN..... 4-0
 Home 1-0 • Away 1-0 • Neutral 2-0
 Dec. 20, 1984..... N..... Duke 84, Georgetown 49
 Nov. 25, 1990..... N..... Duke 80, Georgetown 68
 Dec. 30, 1999..... H..... Duke 68, Georgetown 53
 Dec. 8, 2001..... A..... Duke 89, Georgetown 54

GEORGIA..... 3-0
 Home 0-0 • Away 0-0 • Neutral 3-0
 Mar. 26, 1999..... N..... Duke 81, Georgia 69
 Mar. 29, 2003..... N..... Duke 66, Georgia 63
 Mar. 26, 2005..... N..... Duke 63, Georgia 57

GEORGIA SOUTHERN..... 2-1
 Home 1-0 • Away 0-0 • Neutral 1-1
 Jan. 9, 1982..... N..... Georgia Southern 64, Duke 58
 Dec. 21, 1984..... N..... Duke 71, Georgia Southern 65
 Nov. 19, 2009..... H..... Duke 69, Georgia Southern 42

GEORGIA STATE..... 1-1
 Home 0-0 • Away 0-0 • Neutral 1-1
 Jan. 12, 1980..... N..... Georgia State 68, Duke 57
 Mar. 23, 2003..... N..... Duke 66, Georgia State 48

GEORGIA TECH..... 55-7
 Home 27-2 • Away 23-5 • Neutral 5-0
 Jan. 13, 1979..... H..... Duke 70, Georgia Tech 55
 Jan. 21, 1980..... A..... Duke 72, Georgia Tech 71
 Feb. 6, 1981..... H..... Duke 74, Georgia Tech 51
 Nov. 27, 1981..... H..... Duke 62, Georgia Tech 50
 Feb. 6, 1982..... A..... Georgia Tech 64, Duke 61
 Jan. 3, 1983..... A..... Duke 55, Georgia Tech 43
 Jan. 31, 1983..... H..... Duke 80, Georgia Tech 40
 Jan. 7, 1984..... A..... Duke 74, Georgia Tech 72
 Feb. 11, 1984..... H..... Duke 69, Georgia Tech 61
 Jan. 12, 1985..... A..... Duke 65, Georgia Tech 58
 Jan. 25, 1985..... H..... Duke 75, Georgia Tech 67
 Jan. 11, 1986..... A..... Duke 78, Georgia Tech 69
 Jan. 25, 1986..... H..... Duke 77, Georgia Tech 61
 Jan. 26, 1987..... H..... Duke 85, Georgia Tech 66
 Feb. 7, 1987..... A..... Duke 86, Georgia Tech 72
 Jan. 15, 1988..... H..... Duke 77, Georgia Tech 71 (OT)
 Jan. 30, 1988..... A..... Duke 80, Georgia Tech 71
 Jan. 28, 1989..... H..... Georgia Tech 97, Duke 94 (OT)
 Feb. 25, 1989..... A..... Duke 78, Georgia Tech 71
 Jan. 13, 1990..... H..... Duke 72, Georgia Tech 68
 Jan. 27, 1990..... A..... Georgia Tech 78, Duke 74
 Jan. 26, 1991..... A..... Duke 93, Georgia Tech 79
 Feb. 24, 1991..... H..... Duke 89, Georgia Tech 76
 Jan. 3, 1992..... H..... Duke 80, Georgia Tech 76
 Mar. 2, 1992..... A..... Georgia Tech 75, Duke 53
 Jan. 29, 1993..... H..... Georgia Tech 86, Duke 80 (OT)
 Feb. 26, 1993..... A..... Georgia Tech 72, Duke 67
 Jan. 14, 1994..... A..... Duke 77, Georgia Tech 59
 Feb. 27, 1994..... A..... Georgia Tech 61, Duke 56
 Jan. 18, 1995..... A..... Duke 80, Georgia Tech 71
 Feb. 18, 1995..... H..... Duke 77, Georgia Tech 68
 Jan. 17, 1996..... H..... Duke 78, Georgia Tech 66
 Feb. 17, 1996..... A..... Duke 70, Georgia Tech 55
 Dec. 12, 1996..... H..... Duke 74, Georgia Tech 65
 Jan. 27, 1997..... A..... Duke 83, Georgia Tech 58
 Jan. 4, 1998..... H..... Duke 87, Georgia Tech 56
 Feb. 5, 1998..... A..... Duke 58, Georgia Tech 55
 Feb. 27, 1998..... N..... Duke 100, Georgia Tech 56

Jan. 7, 1999..... H..... Duke 113, Georgia Tech 46
 Feb. 7, 1999..... A..... Duke 74, Georgia Tech 73
 Jan. 9, 2000..... A..... Duke 64, Georgia Tech 45
 Feb. 11, 2000..... H..... Duke 83, Georgia Tech 51
 Mar. 5, 2000..... N..... Duke 77, Georgia Tech 56
 Jan. 11, 2001..... H..... Duke 86, Georgia Tech 83
 Feb. 12, 2001..... A..... Duke 74, Georgia Tech 54
 Dec. 30, 2001..... A..... Duke 76, Georgia Tech 60
 Jan. 31, 2002..... H..... Duke 86, Georgia Tech 50
 Jan. 13, 2003..... A..... Duke 79, Georgia Tech 59
 Feb. 13, 2003..... H..... Duke 82, Georgia Tech 43
 Mar. 9, 2003..... N..... Duke 76, Georgia Tech 52
 Jan. 8, 2004..... A..... Duke 77, Georgia Tech 45
 Feb. 7, 2004..... H..... Duke 81, Georgia Tech 41
 Jan. 17, 2005..... H..... Duke 82, Georgia Tech 59
 Feb. 20, 2005..... A..... Duke 73, Georgia Tech 55
 Jan. 11, 2006..... A..... Duke 67, Georgia Tech 59
 Jan. 10, 2007..... H..... Duke 83, Georgia Tech 51
 Jan. 24, 2008..... A..... Duke 73, Georgia Tech 47
 Jan. 25, 2009..... H..... Duke 60, Georgia Tech 34
 Feb. 19, 2010..... A..... Duke 64, Georgia Tech 50
 Mar. 6, 2010..... N..... Duke 67, Georgia Tech 55
 Jan. 21, 2011..... H..... Duke 69, Georgia Tech 32
 Mar. 5, 2011..... N..... Duke 74, Georgia Tech 66

GUILFORD..... 2-0
 Home 1-0 • Away 1-0 • Neutral 0-0
 Dec. 4, 1978..... H..... Duke 82, Guilford 48
 Feb. 19, 1980..... A..... Duke 82, Guilford 69

HAMPTON..... 4-0
 Home 1-0 • Away 0-0 • Neutral 3-0
 Dec. 8, 1998..... N..... Duke 83, Hampton 47
 Nov. 28, 2002..... N..... Duke 71, Hampton 34
 Dec. 28, 2003..... N..... Duke 90, Hampton 59
 Mar. 20, 2010..... H..... Duke 72, Hampton 37

HARTFORD..... 0-1
 Home 0-0 • Away 0-0 • Neutral 0-1
 Nov. 21, 2008..... N..... Hartford 53, Duke 51

HARVARD..... 3-0
 Home 2-0 • Away 1-0 • Neutral 0-0
 Dec. 21, 1987..... H..... Duke 86, Harvard 61
 Dec. 1, 1990..... H..... Duke 90, Harvard 76
 Dec. 1, 1991..... A..... Duke 86, Harvard 63

HOFSTRA..... 2-0
 Home 0-0 • Away 1-0 • Neutral 1-0
 Dec. 27, 1986..... A..... Duke 82, Hofstra 69
 Dec. 28, 1989..... N..... Duke 86, Hofstra 48

HOLY CROSS..... 4-0
 Home 2-0 • Away 1-0 • Neutral 1-0
 Mar. 13, 1999..... H..... Duke 79, Holy Cross 51
 Jan. 4, 2005..... H..... Duke 101, Holy Cross 42
 Jan. 16, 2006..... A..... Duke 84, Holy Cross 36
 Mar. 18, 2007..... N..... Duke 81, Holy Cross 44

HOUSTON..... 2-0
 Home 1-0 • Away 1-0 • Neutral 0-0
 Nov. 19, 2006..... H..... Duke 81, Houston 35
 Dec. 28, 2007..... A..... Duke 84, Houston 68

HOUSTON BAPTIST..... 1-0
 Home 0-0 • Away 1-0 • Neutral 0-0
 Nov. 13, 2010..... A..... Duke 104, Houston Baptist 35

HOWARD..... 2-0
 Home 2-0 • Away 0-0 • Neutral 0-0
 Nov. 30, 1987..... A..... Duke 83, Howard 71
 Dec. 6, 2002..... A..... Duke 128, Howard 53

ILLINOIS..... 0-3
 Home 0-0 • Away 0-1 • Neutral 0-2
 Nov. 25, 1989..... N..... Illinois 68, Duke 63
 Mar. 16, 1997..... A..... Illinois 85, Duke 67
 Nov. 30, 1997..... N..... Illinois 77, Duke 65

ILLINOIS STATE..... 1-0
 Home 1-0 • Away 0-0 • Neutral 0-0
 Nov. 30, 1996..... H..... Duke 85, Illinois State 58

IOWA..... 1-0
 Home 1-0 • Away 0-0 • Neutral 0-0
 Dec. 4, 2008..... H..... Duke 71, Iowa 47

IOWA STATE..... 2-0
 Home 1-0 • Away 0-0 • Neutral 1-0
 Dec. 30, 2000..... H..... Duke 81, Iowa State 63
 Dec. 29, 2002..... N..... Duke 88, Iowa State 59

INDIANA STATE..... 2-0
 Home 2-0 • Away 0-0 • Neutral 0-0
 Dec. 30, 1985..... H..... Duke 94, Indiana State 40
 Dec. 4, 1994..... H..... Duke 100, Indiana State 66

JACKSONVILLE STATE..... 1-0
 Home 1-0 • Away 0-0 • Neutral 0-0
 Dec. 15, 2004..... H..... Duke 99, Jacksonville State 36

JAMES MADISON..... 6-1
 Home 4-0 • Away 1-0 • Neutral 1-1
 Jan. 15, 1982..... N..... James Madison 76, Duke 75
 Mar. 9, 1982..... H..... Duke 63, James Madison 60
 Dec. 3, 1988..... H..... Duke 80, James Madison 79
 Dec. 28, 1994..... N..... Duke 75, James Madison 63
 Mar. 16, 1996..... H..... Duke 85, James Madison 53
 Dec. 18, 2010..... H..... Duke 79, James Madison 65
 Nov. 30, 2010..... A..... Duke 75, James Madison 58

KANSAS STATE..... 1-0
 Home 0-0 • Away 0-0 • Neutral 1-0
 Nov. 27, 2004..... N..... Duke 63, Kansas State 51

KENT STATE..... 2-0
 Home 0-0 • Away 0-0 • Neutral 2-0
 Dec. 29, 1991..... N..... Duke 84, Kent State 79
 Dec. 28, 1997..... N..... Duke 69, Kent State 57

KENTUCKY..... 3-0
 Home 1-0 • Away 0-0 • Neutral 2-0
 Dec. 30, 1986..... N..... Duke 68, Kentucky 63
 Dec. 29, 1995..... N..... Duke 73, Kentucky 54
 Jan. 4, 2011..... H..... Duke 54, Kentucky 48

LASALLE..... 0-1
 Home 0-0 • Away 0-1 • Neutral 0-0
 Nov. 22, 1980..... A..... LaSalle 91, Duke 74

LIBERTY..... 3-0
 Home 2-0 • Away 0-0 • Neutral 1-0
 Dec. 21, 1999..... N..... Duke 66, Liberty 45
 Dec. 20, 2001..... H..... Duke 95, Liberty 53
 Dec. 12, 2004..... H..... Duke 83, Liberty 48

LOUISIANA STATE 3-2
 Home 1-0 • Away 0-0 • Neutral 2-2
 Mar. 25, 2000..... N..... Louisiana State 79, Duke 66
 Nov. 11, 2000..... N..... Duke 56, Louisiana State 45
 Mar. 28, 2005..... N..... Louisiana State 59, Duke 49
 Apr. 2, 2006..... N..... Duke 84, Louisiana State 45
 Mar. 22, 2010..... H..... Duke 60, Louisiana State 52

LOUISIANA TECH..... 2-0
 Home 0-0 • Away 0-0 • Neutral 2-0
 Dec. 2, 2001..... N..... Duke 76, Louisiana Tech 64
 Mar. 28, 2004..... N..... Duke 63, Louisiana Tech 49

LOUISVILLE 1-1
 Home 1-0 • Away 0-0 • Neutral 0-1
 Nov. 24, 1990..... N..... Louisville 73, Duke 66
 Mar. 16, 1998..... H..... Duke 69, Louisville 53

LOYOLA (MARYLAND) 3-0
 Home 2-0 • Away 1-0 • Neutral 0-0
 Feb. 5, 1992..... H..... Duke 109, Loyola 59
 Jan. 6, 1993..... H..... Duke 61, Loyola 52
 Nov. 29, 1993..... A..... Duke 76, Loyola 67

LOYOLA MARYMOUNT..... 1-0
 Home 0-0 • Away 1-0 • Neutral 0-0
 Dec. 29, 2003..... A..... Duke 81, Loyola Marymount 53

MAINE..... 2-0
 Home 1-0 • Away 1-0 • Neutral 0-0
 Nov. 16, 2008..... H..... Duke 98, Maine 31
 Dec. 21, 2009..... A..... Duke 75, Maine 34

MANHATTAN..... 5-1
 Home 4-0 • Away 1-1 • Neutral 0-0
 Jan. 8, 1981..... H..... Duke 74, Manhattan 54
 Jan. 6, 1983..... A..... Manhattan 69, Duke 64
 Mar. 11, 1987..... H..... Duke 70, Manhattan 55
 Jan. 1, 1995..... H..... Duke 101, Manhattan 71
 Dec. 20, 1995..... A..... Duke 73, Manhattan 61
 Dec. 21, 1996..... H..... Duke 85, Manhattan 36

MARIST 2-0
 Home 1-0 • Away 0-0 • Neutral 1-0
 Nov. 17, 2006..... H..... Duke 71, Marist 50
 Mar. 21, 2011..... N..... Duke 71, Marist 66

MARQUETTE 3-0
 Home 2-0 • Away 0-0 • Neutral 1-0
 Nov. 29, 1998..... H..... Duke 91, Marquette 60
 Mar. 23, 2004..... H..... Duke 76, Marquette 67
 Nov. 27, 2009..... N..... Duke 74, Marquette 43

MARSHALL..... 0-1
 Home 0-1 • Away 0-0 • Neutral 0-0
 Nov. 21, 1981..... H..... Marshall 58, Duke 57

MARS HILL..... 2-0
 Home 2-0 • Away 0-0 • Neutral 0-0
 Nov. 27, 1983..... H..... Duke 90, Mars Hill 47
 Nov. 28, 1984..... H..... Duke 93, Mars Hill 60

MARYLAND..... 37-38
 Home 19-14 • Away 13-17 • Neutral 5-7
 Jan. 14, 1978..... H..... Maryland 117, Duke 47
 Feb. 9, 1978..... N..... Maryland 103, Duke 39
 Jan. 18, 1979..... H..... Maryland 82, Duke 55
 Jan. 18, 1980..... H..... Maryland 82, Duke 63
 Jan. 10, 1981..... A..... Maryland 85, Duke 68
 Feb. 12, 1981..... N..... Maryland 72, Duke 49

Jan. 3, 1982..... H..... Maryland 65, Duke 52
 Jan. 18, 1983..... H..... Maryland 72, Duke 49
 Feb. 13, 1983..... A..... Maryland 69, Duke 68
 Dec. 10, 1983..... A..... Maryland 81, Duke 64
 Feb. 8, 1984..... H..... Maryland 64, Duke 63
 Dec. 8, 1984..... H..... Duke 68, Maryland 58
 Feb. 6, 1985..... A..... Duke 63, Maryland 60
 Dec. 7, 1985..... A..... Maryland 74, Duke 60
 Feb. 22, 1986..... H..... Maryland 72, Duke 67
 Dec. 12, 1986..... A..... Maryland 65, Duke 64
 Jan. 17, 1987..... H..... Duke 70, Maryland 63
 Feb. 28, 1987..... N..... Maryland 64, Duke 62
 Jan. 9, 1988..... A..... Maryland 83, Duke 73
 Feb. 13, 1988..... H..... Duke 81, Maryland 73
 Jan. 14, 1989..... H..... Maryland 87, Duke 86
 Feb. 4, 1989..... A..... Maryland 100, Duke 64
 Jan. 5, 1990..... A..... Maryland 68, Duke 60
 Feb. 18, 1990..... H..... Maryland 62, Duke 58
 Jan. 21, 1991..... H..... Maryland 74, Duke 63
 Feb. 1, 1991..... A..... Duke 45, Maryland 44
 Jan. 24, 1992..... H..... Maryland 80, Duke 54
 Feb. 22, 1992..... A..... Maryland 74, Duke 69
 Jan. 16, 1993..... H..... Maryland 82, Duke 51
 Feb. 5, 1993..... A..... Maryland 71, Duke 90
 Feb. 5, 1994..... A..... Maryland 67, Duke 50
 Feb. 18, 1994..... H..... Duke 62, Maryland 60
 Mar. 5, 1994..... N..... Maryland 60, Duke 45
 Jan. 8, 1995..... A..... Duke 80, Maryland 62
 Feb. 7, 1995..... H..... Duke 67, Maryland 53
 Jan. 11, 1996..... H..... Duke 57, Maryland 53
 Feb. 5, 1996..... A..... Maryland 63, Duke 52
 Jan. 12, 1997..... A..... Maryland 68, Duke 64
 Feb. 9, 1997..... H..... Duke 66, Maryland 57
 Feb. 28, 1997..... N..... Duke 60, Maryland 52 (OT)
 Dec. 22, 1997..... H..... Duke 65, Maryland 48
 Jan. 30, 1998..... A..... Maryland 54, Duke 53
 Jan. 2, 1999..... A..... Duke 90, Maryland 61
 Feb. 1, 1999..... H..... Duke 72, Maryland 54
 Jan. 3, 2000..... A..... Duke 79, Maryland 61
 Feb. 3, 2000..... H..... Maryland 63, Duke 62
 Jan. 14, 2001..... A..... Duke 75, Maryland 64
 Feb. 15, 2001..... H..... Duke 75, Maryland 54
 Jan. 2, 2002..... H..... Duke 90, Maryland 74
 Feb. 2, 2002..... A..... Duke 66, Maryland 55
 Jan. 23, 2003..... H..... Duke 101, Maryland 52
 Feb. 24, 2003..... A..... Duke 97, Maryland 55
 Jan. 22, 2004..... H..... Duke 78, Maryland 48
 Feb. 22, 2004..... A..... Duke 72, Maryland 59
 Mar. 7, 2004..... N..... Duke 70, Maryland 63
 Jan. 27, 2005..... H..... Duke 60, Maryland 57
 Feb. 13, 2005..... A..... Duke 60, Maryland 49
 Mar. 6, 2005..... N..... Duke 74, Maryland 44
 Jan. 8, 2006..... A..... Duke 86, Maryland 68
 Feb. 13, 2006..... H..... Duke 90, Maryland 80
 Mar. 4, 2006..... N..... Maryland 78, Duke 70
 Apr. 4, 2006..... N..... Maryland 78, Duke 75 (OT)
 Jan. 13, 2007..... H..... Duke 81, Maryland 62
 Feb. 18, 2007..... A..... Duke 69, Maryland 57
 Jan. 14, 2008..... A..... Maryland 85, Duke 70
 Feb. 17, 2008..... H..... Maryland 76, Duke 69
 Mar. 8, 2008..... N..... Duke 74, Maryland 63
 Jan. 12, 2009..... H..... Duke 68, Maryland 65
 Feb. 22, 2009..... A..... Maryland 77, Duke 59
 Mar. 8, 2009..... N..... Maryland 92, Duke 89 (OT)
 Jan. 24, 2010..... A..... Duke 58, Maryland 57
 Feb. 21, 2010..... H..... Duke 71, Maryland 59
 Mar. 5, 2010..... N..... Duke 66, Maryland 64
 Jan. 6, 2011..... H..... Duke 71, Maryland 64
 Feb. 17, 2011..... A..... Maryland 69, Duke 47

MCNEESE STATE 1-0
 Home 1-0 • Away 0-0 • Neutral 0-0
 Dec. 11, 1993..... H..... Duke 103, McNeese State 50

MARYLAND-EASTERN SHORE 1-0
 Home 1-0 • Away 0-0 • Neutral 0-0
 Nov. 23, 1985..... H..... Duke 85, Md-Eastern Shore 58

MIAMI (Fla.) 8-0
 Home 4-0 • Away 4-0 • Neutral 0-0
 Feb. 3, 2005..... A..... Duke 72, Miami 63
 Feb. 24, 2005..... H..... Duke 94, Miami 61
 Feb. 19, 2006..... A..... Duke 99, Miami 93 (2OT)
 Jan. 3, 2007..... H..... Duke 72, Miami 42
 Jan. 5, 2008..... A..... Duke 84, Miami 72
 Jan. 9, 2009..... H..... Duke 73, Miami 58
 Jan. 14, 2010..... A..... Duke 81, Miami 48
 Feb. 3, 2011..... H..... Duke 82, Miami 58

MIAMI (OHIO) 1-0
 Home 1-0 • Away 0-0 • Neutral 0-0
 Dec. 5, 1993..... H..... Duke 98, Miami (Ohio) 54

MICHIGAN..... 3-0
 Home 3-0 • Away 0-0 • Neutral 0-0
 Dec. 7, 1997..... H..... Duke 64, Michigan 63
 Nov. 25, 2006..... H..... Duke 92, Michigan 47
 Dec. 7, 2008..... H..... Duke 60, Michigan 45

MICHIGAN STATE..... 2-1
 Home 1-0 • Away 0-1 • Neutral 1-0
 Dec. 4, 1995..... H..... Duke 67, Michigan State 52
 Mar. 26, 2006..... N..... Duke 86, Michigan State 61
 Mar. 24, 2009..... A..... Michigan State 63, Duke 49

MIDDLE TENNESSEE ST. 1-0
 Home 1-0 • Away 0-0 • Neutral 0-0
 Mar. 14, 1998..... H..... Duke 92, Mid Tennessee State 67

MINNESOTA 0-1
 Home 0-0 • Away 0-0 • Neutral 0-1
 Mar. 30, 2004..... N..... Minnesota 82, Duke 75

MISSISSIPPI STATE 1-0
 Home 0-0 • Away 0-0 • Neutral 1-0
 Nov. 25, 1995..... N..... Duke 72, Mississippi State 67

MONTANA..... 1-0
 Home 0-0 • Away 0-0 • Neutral 1-0
 Nov. 26, 1994..... N..... Duke 89, Montana 49

MORGAN STATE 1-0
 Home 1-0 • Away 0-0 • Neutral 0-0
 Nov. 26, 1993..... H..... Duke 116, Morgan State 63

MURRAY STATE 1-0
 Home 0-0 • Away 0-0 • Neutral 1-0
 Mar. 23, 2008..... N..... Duke 78, Murray State 57

NEW HAMPSHIRE 1-0
 Home 1-0 • Away 0-0 • Neutral 0-0
 Dec. 1, 1989..... H..... Duke 82, New Hampshire 47

NORFOLK STATE 1-0
 Home 0-0 • Away 0-0 • Neutral 1-0
 Mar. 15, 2002..... N..... Duke 95, Norfolk State 48

NORTHEASTERN 2-0

Home 2-0 • Away 0-0 • Neutral 0-0
 Dec. 4, 1992..... H..... Duke 64, Northeastern 53
 Nov. 11, 2006..... H..... Duke 102, Northeastern 49

NORTHWESTERN STATE 2-1

Home 1-0 • Away 1-0 • Neutral 0-1
 Mar. 21, 1986..... N..... Northwestern State 89, Duke 88
 Dec. 20, 2003..... A..... Duke 105, Northwestern State 53
 Mar. 21, 2004..... H..... Duke 103, Northwestern State 51

NORTH CAROLINA 34-47

Home 20-14 • Away 9-26 • Neutral 5-7

Jan. 13, 1976..... A..... North Carolina 85, Duke 53
 Jan. 24, 1978..... A..... North Carolina 87, Duke 68
 Feb. 24, 1978..... H..... North Carolina 80, Duke 72
 Dec. 7, 1978..... H..... North Carolina 82, Duke 65
 Feb. 20, 1979..... A..... North Carolina 69, Duke 54
 Dec. 6, 1979..... A..... North Carolina 91, Duke 58
 Feb. 8, 1980..... N..... North Carolina 85, Duke 63
 Feb. 14, 1980..... H..... Duke 66, North Carolina 61
 Feb. 22, 1980..... N..... North Carolina 83, Duke 59
 Jan. 29, 1981..... H..... North Carolina 77, Duke 65
 Feb. 18, 1981..... A..... North Carolina 77, Duke 47
 Dec. 3, 1981..... H..... North Carolina 73, Duke 47
 Jan. 19, 1982..... A..... North Carolina 93, Duke 59
 Jan. 11, 1983..... H..... North Carolina 84, Duke 68
 Feb. 17, 1983..... A..... North Carolina 82, Duke 65
 Jan. 11, 1984..... A..... North Carolina 72, Duke 63
 Feb. 16, 1984..... H..... Duke 80, North Carolina 67
 Jan. 8, 1985..... H..... Duke 63, North Carolina 62
 Feb. 12, 1985..... A..... North Carolina 88, Duke 68
 Jan. 7, 1986..... H..... Duke 79, North Carolina 78
 Feb. 12, 1986..... A..... Duke 86, North Carolina 79
 Jan. 7, 1987..... A..... North Carolina 76, Duke 68
 Feb. 23, 1987..... H..... North Carolina 83, Duke 67
 Jan. 27, 1988..... H..... North Carolina 66, Duke 55
 Feb. 20, 1988..... A..... North Carolina 68, Duke 64
 Jan. 10, 1989..... A..... North Carolina 93, Duke 92 (OT)
 Feb. 15, 1989..... H..... Duke 74, North Carolina 72
 Jan. 20, 1990..... H..... Duke 90, North Carolina 88
 Feb. 21, 1990..... A..... North Carolina 58, Duke 56
 Jan. 15, 1991..... H..... Duke 78, North Carolina 72
 Feb. 19, 1991..... A..... Duke 59, North Carolina 54
 Jan. 15, 1992..... A..... North Carolina 58, Duke 54
 Feb. 12, 1992..... H..... North Carolina 69, Duke 64
 Jan. 19, 1993..... A..... North Carolina 66, Duke 54
 Feb. 23, 1993..... H..... North Carolina 84, Duke 63
 Jan. 19, 1994..... H..... North Carolina 79, Duke 68
 Feb. 22, 1994..... A..... North Carolina 70, Duke 58
 Jan. 25, 1995..... H..... Duke 74, North Carolina 72
 Feb. 25, 1995..... A..... North Carolina 82, Duke 57
 Mar. 5, 1995..... N..... North Carolina 95, Duke 70
 Jan. 24, 1996..... A..... Duke 86, North Carolina 85
 Feb. 23, 1996..... H..... Duke 61, North Carolina 58
 Jan. 18, 1997..... H..... North Carolina 87, Duke 73
 Feb. 21, 1997..... A..... North Carolina 81, Duke 61
 Mar. 1, 1997..... N..... North Carolina 66, Duke 55
 Jan. 12, 1998..... A..... North Carolina 83, Duke 74
 Feb. 12, 1998..... H..... Duke 83, North Carolina 70
 Feb. 28, 1998..... N..... North Carolina 56, Duke 52
 Jan. 22, 1999..... A..... Duke 93, North Carolina 71
 Feb. 21, 1999..... H..... Duke 88, North Carolina 78
 Jan. 27, 2000..... H..... Duke 101, North Carolina 58
 Feb. 27, 2000..... A..... North Carolina 73, Duke 64
 Mar. 6, 2000..... N..... Duke 79, North Carolina 76
 Jan. 25, 2001..... A..... Duke 92, North Carolina 85 (OT)
 Feb. 26, 2001..... H..... Duke 72, North Carolina 67
 Jan. 24, 2002..... H..... Duke 102, North Carolina 82

Feb. 24, 2002..... A..... Duke 90, North Carolina 75
 Mar. 4, 2002..... N..... Duke 87, North Carolina 80
 Jan. 20, 2003..... A..... Duke 78, North Carolina 67 (OT)
 Feb. 20, 2003..... H..... Duke 97, North Carolina 63
 Mar. 10, 2003..... N..... Duke 77, North Carolina 59
 Jan. 11, 2004..... H..... Duke 79, North Carolina 57
 Feb. 14, 2004..... A..... Duke 89, North Carolina 79
 Mar. 8, 2004..... N..... Duke 63, North Carolina 47
 Jan. 24, 2005..... A..... North Carolina 56, Duke 51
 Feb. 27, 2005..... H..... North Carolina 77, Duke 68
 Mar. 7, 2005..... N..... North Carolina 88, Duke 67
 Jan. 29, 2006..... H..... North Carolina 74, Duke 70
 Feb. 25, 2006..... A..... North Carolina 77, Duke 65
 Feb. 8, 2007..... A..... Duke 64, North Carolina 53
 Feb. 25, 2007..... H..... Duke 67, North Carolina 62
 Feb. 4, 2008..... H..... North Carolina 93, Duke 76
 Mar. 2, 2008..... A..... North Carolina 82, Duke 51
 Mar. 9, 2008..... N..... North Carolina 86, Duke 73
 Feb. 9, 2009..... A..... North Carolina 75, Duke 60
 Mar. 1, 2009..... H..... Duke 81, North Carolina 79 (OT)
 Feb. 8, 2010..... H..... Duke 79, North Carolina 51
 Feb. 28, 2010..... A..... North Carolina 64, Duke 54
 Feb. 7, 2011..... A..... North Carolina 62, Duke 60
 Feb. 27, 2011..... H..... Duke 66, North Carolina 58
 Mar. 6, 2011..... N..... Duke 81, North Carolina 66

N.C. A&T 1-0

Home 1-0 • Away 0-0 • Neutral 0-0
 Feb. 27, 1984..... H..... Duke 78, N.C. A&T 39

N.C. CENTRAL 5-3

Home 5-2 • Away 0-1 • Neutral 0-0

Jan. 15, 1976..... H..... N.C. Central 64, Duke 36
 Jan. 26, 1976..... H..... N.C. Central 44, Duke 43
 Feb. 12, 1977..... A..... N.C. Central 52, Duke 47
 Feb. 16, 1977..... H..... Duke 58, N.C. Central 53
 Nov. 26, 1983..... H..... Duke 103, N.C. Central 60
 Nov. 20, 1984..... H..... Duke 109, N.C. Central 53
 Jan. 3, 2008..... H..... Duke 82, N.C. Central 29
 Dec. 28, 2009..... H..... Duke 117, N.C. Central 28

N.C. STATE 31-38

Home 16-15 • Away 12-19 • Neutral 3-4

Jan. 29, 1976..... H..... N.C. State 67, Duke 37
 Feb. 19, 1976..... A..... N.C. State 78, Duke 35
 Feb. 1, 1977..... H..... N.C. State 87, Duke 35
 Jan. 19, 1978..... A..... N.C. State 125, Duke 43
 Feb. 2, 1978..... H..... N.C. State 86, Duke 36
 Jan. 20, 1979..... H..... N.C. State 99, Duke 44
 Nov. 29, 1979..... A..... N.C. State 86, Duke 55
 Dec. 4, 1980..... H..... N.C. State 96, Duke 78
 Dec. 8, 1981..... H..... N.C. State 70, Duke 53
 Feb. 10, 1982..... A..... N.C. State 81, Duke 61
 Feb. 26, 1982..... A..... N.C. State 69, Duke 55
 Jan. 26, 1983..... A..... N.C. State 71, Duke 55
 Feb. 22, 1983..... H..... N.C. State 102, Duke 81
 Jan. 24, 1984..... H..... N.C. State 86, Duke 62
 Feb. 21, 1984..... A..... Duke 74, N.C. State 73 (OT)
 Mar. 2, 1984..... N..... N.C. State 81, Duke 68
 Jan. 22, 1985..... A..... N.C. State 68, Duke 62
 Feb. 19, 1985..... H..... N.C. State 73, Duke 72
 Mar. 2, 1985..... N..... N.C. State 89, Duke 57
 Jan. 21, 1986..... H..... Duke 70, N.C. State 66
 Feb. 5, 1986..... A..... N.C. State 102, Duke 86
 Jan. 21, 1987..... H..... N.C. State 86, Duke 79
 Feb. 3, 1987..... A..... Duke 76, N.C. State 69
 Jan. 19, 1988..... A..... N.C. State 97, Duke 85
 Feb. 24, 1988..... H..... Duke 68, N.C. State 66
 Jan. 17, 1989..... H..... N.C. State 75, Duke 68

Feb. 21, 1989..... A..... N.C. State 92, Duke 78
 Mar. 4, 1989..... N..... N.C. State 89, Duke 57
 Jan. 10, 1990..... H..... N.C. State 103, Duke 87
 Feb. 7, 1990..... A..... N.C. State 80, Duke 61
 Jan. 9, 1991..... A..... N.C. State 96, Duke 84
 Feb. 6, 1991..... H..... N.C. State 98, Duke 63
 Jan. 7, 1992..... A..... Duke 73, N.C. State 69
 Feb. 18, 1992..... H..... N.C. State 87, Duke 67
 Jan. 13, 1993..... A..... N.C. State 77, Duke 60
 Feb. 9, 1993..... H..... Duke 82 N.C. State 65
 Dec. 31, 1993..... H..... Duke 69, N.C. State 66
 Jan. 12, 1994..... A..... N.C. State 71, Duke 70
 Jan. 4, 1995..... H..... Duke 91, N.C. State 70
 Feb. 5, 1995..... A..... N.C. State 71, Duke 55
 Jan. 4, 1996..... A..... N.C. State 75, Duke 73
 Feb. 2, 1996..... H..... N.C. State 80, Duke 74
 Mar. 2, 1996..... N..... Duke 79, N.C. State 62
 Jan. 15, 1997..... A..... N.C. State 86, Duke 73
 Feb. 12, 1997..... H..... Duke 96, N.C. State 95 (OT)
 Jan. 19, 1998..... A..... Duke 75, N.C. State 61
 Feb. 19, 1998..... H..... Duke 65, N.C. State 62
 Jan. 17, 1999..... A..... Duke 67, N.C. State 62
 Feb. 18, 1999..... H..... Duke 75, N.C. State 67
 Jan. 20, 2000..... A..... N.C. State 80, Duke 75 (OT)
 Feb. 17, 2000..... H..... Duke 70, N.C. State 64
 Jan. 18, 2001..... H..... Duke 62, N.C. State 59
 Feb. 18, 2001..... A..... N.C. State 69, Duke 55
 Mar. 5, 2001..... N..... Duke 57, N.C. State 45
 Jan. 13, 2002..... A..... Duke 73, N.C. State 68
 Feb. 18, 2002..... H..... Duke 81, N.C. State 54
 Jan. 29, 2003..... A..... Duke 54, N.C. State 44
 Mar. 2, 2003..... H..... Duke 86, N.C. State 60
 Jan. 30, 2004..... H..... Duke 75, N.C. State 56
 Mar. 1, 2004..... A..... Duke 90, N.C. State 57
 Jan. 30, 2005..... A..... Duke 52, N.C. State 49
 Jan. 19, 2006..... H..... Duke 77, N.C. State 57
 Jan. 18, 2007..... A..... Duke 65, N.C. State 51
 Mar. 3, 2007..... N..... N.C. State 70, Duke 65
 Jan. 20, 2008..... H..... Duke 71, N.C. State 57
 Jan. 19, 2009..... A..... Duke 61, N.C. State 58 (OT)
 Feb. 11, 2010..... H..... Duke 70, N.C. State 39
 Mar. 7, 2010..... N..... Duke 70, N.C. State 60
 Jan. 23, 2011..... A..... Duke 65, N.C. State 64

UNC ASHEVILLE 9-0

Home 6-0 • Away 3-0 • Neutral 0-0

Dec. 8, 1979..... H..... Duke 101, UNC Asheville 53
 Jan. 31, 1981..... H..... Duke 85, UNC Asheville 54
 Feb. 13, 1982..... A..... Duke 60, UNC Asheville 45
 Feb. 17, 1986..... H..... Duke 95, UNC Asheville 41
 Dec. 11, 1991..... H..... Duke 100, UNC Asheville 42
 Nov. 30, 1994..... H..... Duke 114, UNC Asheville 57
 Nov. 29, 1995..... A..... Duke 95, UNC Asheville 57
 Nov. 23, 1996..... H..... Duke 90, UNC Asheville 52
 Dec. 19, 1998..... H..... Duke 94, UNC Asheville 27

UNC GREENSBORO 10-2

Home 6-1 • Away 4-1 • Neutral 0-0

Dec. 1, 1977..... H..... UNC Greensboro 82, Duke 57
 Jan. 26, 1978..... A..... UNC Greensboro 81, Duke 63
 Jan. 16, 1979..... A..... Duke 65, UNC Greensboro 51
 Jan. 31, 1979..... H..... Duke 64, UNC Greensboro 52
 Feb. 11, 1980..... A..... Duke 82, UNC Greensboro 74
 Dec. 14, 1991..... H..... Duke 87, UNC Greensboro 76
 Dec. 11, 1992..... A..... Duke 80, UNC Greensboro 76
 Nov. 24, 1996..... A..... Duke 98, UNC Greensboro 68
 Nov. 19, 1997..... H..... Duke 78, UNC Greensboro 51
 Nov. 15, 1999..... H..... Duke 72, UNC Greensboro 47
 Dec. 16, 2001..... H..... Duke 90, UNC Greensboro 58
 Nov. 18, 2007..... H..... Duke 84, UNC Greensboro 39

UNC WILMINGTON 6-2	PEACE 2-1	RHODE ISLAND 1-0
Home 5-0 • Away 1-2 • Neutral 0-0	Home 2-0 • Away 0-1 • Neutral 0-0	Home 0-0 • Away 0-0 • Neutral 1-0
Nov. 28, 1978..... H..... Duke 71, UNC Wilmington 61	Dec. 9, 1975..... A..... Peace 81, Duke 48	Dec. 29, 2004..... N..... Duke 89, Rhode Island 63
Feb. 5, 1980..... A..... UNC Wilmington 68, Duke 67	Jan. 26, 1979..... H..... Duke 90, Peace 75	
Dec. 2, 1980..... H..... Duke 78, UNC Wilmington 77	Jan. 28, 1980..... H..... Duke 83, Peace 60	RICHMOND 6-1
Feb. 21, 1982..... A..... UNC Wilmington 59, Duke 57		Home 3-0 • Away 3-1 • Neutral 0-0
Feb. 25, 1984..... H..... Duke 87, UNC Wilmington 69	PENN STATE 5-1	Jan. 22, 1983..... H..... Duke 77, Richmond 65
Feb. 23, 1985..... A..... Duke 96, UNC Wilmington 86	Home 3-0 • Away 2-1 • Neutral 0-0	Jan. 28, 1984..... A..... Duke 81, Richmond 71
Nov. 27, 1991..... H..... Duke 94, UNC Wilmington 37	Nov. 28, 1999..... H..... Duke 63, Penn State 49	Jan. 29, 1985..... H..... Duke 73, Richmond 46
Dec. 1, 1992..... H..... Duke 88, UNC Wilmington 52	Nov. 20, 2000..... A..... Duke 88, Penn State 87	Dec. 1, 1985..... A..... Duke 99, Richmond 65
	Nov. 19, 2004..... H..... Duke 66, Penn State 58	Feb. 12, 1987..... H..... Duke 68, Richmond 52
NORTH GEORGIA 1-0	Nov. 18, 2005..... A..... Duke 93, Penn State 67	Jan. 31, 1989..... A..... Richmond 87, Duke 70
Home 0-0 • Away 1-0 • Neutral 0-0	Nov. 21, 2006..... H..... Duke 70, Penn State 42	Dec. 8, 1996..... A..... Duke 89, Richmond 60
Feb. 5, 1982..... A..... Duke 74, North Georgia 62	Dec. 2, 2007..... A..... Penn State 86, Duke 84	
	PENNSYLVANIA 1-0	RIDER 1-0
NORTHERN ILLINOIS 1-0	Home 1-0 • Away 0-0 • Neutral 0-0	Home 0-0 • Away 1-0 • Neutral 0-0
Home 1-0 • Away 0-0 • Neutral 0-0	Jan. 14, 1984..... H..... Duke 74, Pennsylvania 47	Dec. 18, 1985..... A..... Duke 79, Rider 36
Feb. 14, 1987..... H..... Duke 85, Northern Illinois 68		
	PEPPERDINE 1-0	RUTGERS 3-2
NOTRE DAME 1-4	Home 0-0 • Away 0-0 • Neutral 1-0	Home 1-0 • Away 1-1 • Neutral 1-1
Home 1-2 • Away 0-2 • Neutral 0-0	Nov. 24, 1995..... N..... Duke 108, Pepperdine 70	Mar. 14, 1987..... A..... Rutgers 78, Duke 64
Mar. 22, 1986..... N..... Notre Dame 74, Duke 67		Dec. 28, 1996..... N..... Duke 74, Rutgers 36
Feb. 6, 1988..... H..... Notre Dame 78, Duke 66	PFEIFFER 0-1	Dec. 4, 2006..... A..... Duke 85, Rutgers 45
Nov. 22, 1997..... H..... Duke 80, Notre Dame 62	Home 0-1 • Away 0-0 • Neutral 0-0	Mar. 24, 2007..... N..... Rutgers 53, Duke 52
Nov. 21, 1998..... A..... Notre Dame 84, Duke 57	Dec. 6, 1975..... H..... Pfeiffer 77, Duke 49	Dec. 6, 2007..... H..... Duke 49, Rutgers 44
Nov. 17, 2004..... A..... Notre Dame 76, Duke 65		
	PITTSBURGH 3-0	SACRAMENTO STATE 1-0
OHIO 1-0	Home 0-0 • Away 1-0 • Neutral 2-0	Home 0-0 • Away 0-0 • Neutral 1-0
Home 1-0 • Away 0-0 • Neutral 0-0	Dec. 21, 2006..... N..... Duke 72, Pittsburgh 51	Dec. 20, 1999..... N..... Duke 81, Sacramento State 45
Dec. 6, 1997..... H..... Duke 99, Ohio 59	Dec. 8, 2007..... N..... Duke 51, Pittsburgh 49	
	Nov. 24, 2010..... A..... Duke 93, Pittsburgh 55	SAINT AUGUSTINE 0-1
OHIO STATE 1-0	PRINCETON 3-0	Home 0-1 • Away 0-0 • Neutral 0-0
Home 1-0 • Away 0-0 • Neutral 0-0	Home 2-0 • Away 1-0 • Neutral 0-0	Dec. 3, 1975..... H..... Saint Augustine 65, Duke 45
Dec. 3, 2010..... H..... Duke 83, Ohio State 67	Dec. 22, 1979..... A..... Duke 66, Princeton 61	SAINT JOHN'S 3-1
	Jan. 27, 1986..... H..... Duke 77, Princeton 35	Home 0-0 • Away 1-0 • Neutral 2-1
OKLAHOMA 0-1	Dec. 18, 1994..... H..... Duke 67, Princeton 64	Dec. 21, 1979..... N..... St. John's 79, Duke 55
Home 0-1 • Away 0-0 • Neutral 0-0		Dec. 29, 1986..... A..... Duke 80, St. John's 63
Mar. 29, 2002..... H..... Oklahoma 86, Duke 71	PROVIDENCE 3-1	Nov. 26, 1989..... N..... Duke 95, St. John's 63
	Home 1-0 • Away 2-0 • Neutral 0-1	Dec. 28, 2005..... N..... Duke 105, St. John's 57
OKLAHOMA STATE 3-0	Dec. 29, 1983..... N..... Providence 65, Duke 64	SAINT JOSEPH'S 4-1
Home 2-0 • Away 1-0 • Neutral 0-0	Dec. 6, 1987..... A..... Duke 87, Providence 75	Home 3-0 • Away 1-1 • Neutral 0-0
Mar. 16, 1995..... H..... Duke 76, Oklahoma State 64	Dec. 31, 2008..... A..... Duke 66, Providence 49	Nov. 21, 1980..... A..... Saint Joseph's 84, Duke 57
Nov. 14, 2008..... H..... Duke 77, Oklahoma State 68	Jan. 3, 2010..... H..... Duke 88, Providence 63	Dec. 29, 1994..... A..... Duke 67, Saint Joseph's 64
Dec. 12, 2010..... A..... Duke 73, Oklahoma State 45		Dec. 1, 1996..... H..... Duke 63, Saint Joseph's 46
	PURDUE 4-3	Mar. 15, 1999..... H..... Duke 66, Saint Joseph's 60
OLD DOMINION 7-4	Home 1-1 • Away 0-1 • Neutral 3-1	Dec. 8, 2002..... H..... Duke 82, Saint Joseph's 48
Home 3-1 • Away 2-2 • Neutral 2-1	Dec. 30, 1987..... N..... Duke 76, Purdue 71	SAN DIEGO 2-0
Jan. 4, 1987..... H..... Duke 63, Old Dominion 56	Dec. 2, 1990..... H..... Purdue 69, Duke 58	Home 0-0 • Away 1-0 • Neutral 1-0
Feb. 10, 1988..... H..... Duke 83, Old Dominion 81	Dec. 28, 1991..... A..... Purdue 74, Duke 58	Nov. 26, 1988..... N..... Duke 64, San Diego 56
Jan. 21, 1989..... H..... Old Dominion 77, Duke 70	Mar. 28, 1999..... N..... Purdue 62, Duke 45	Dec. 30, 2005..... A..... Duke 119, San Diego 52
Dec. 18, 1989..... A..... Old Dominion 92, Duke 78	Nov. 23, 2003..... N..... Duke 93, Purdue 63	
Jan. 12, 1991..... H..... Duke 70, Old Dominion 62	Dec. 18, 2004..... N..... Duke 66, Purdue 48	SAN DIEGO STATE 2-0
Nov. 27, 1994..... A..... Old Dominion 64, Duke 59	Nov. 22, 2007..... N..... Duke 53, Purdue 41	Home 1-0 • Away 0-0 • Neutral 1-0
Dec. 7, 1996..... N..... Old Dominion 89, Duke 77		Jan. 14, 1983..... H..... Duke 82, San Diego State 68
Mar. 20, 1999..... N..... Duke 76, Old Dominion 63	QUINNIPIAC 1-0	Mar. 27, 2010..... N..... Duke 66, San Diego State 58
Nov. 29, 2002..... N..... Duke 65, Old Dominion 52	Home 1-0 • Away 0-0 • Neutral 0-0	
Nov. 20, 2005..... A..... Duke 93, Old Dominion 56	Dec. 28, 2008..... H..... Duke 78, Quinnipiac 50	SAN FRANCISCO 0-1
Nov. 29, 2006..... H..... Duke 89, Old Dominion 40	RADFORD 4-0	Home 1-0 • Away 0-0 • Neutral 0-0
ORAL ROBERTS 1-0	Home 2-0 • Away 2-0 • Neutral 0-0	Mar. 18, 1996..... H..... San Francisco 64, Duke 60
Home 0-0 • Away 0-0 • Neutral 1-0	Dec. 1, 1984..... A..... Duke 83, Radford 64	
Dec. 19, 2000..... N..... Duke 62, Oral Roberts 51	Jan. 4, 1986..... H..... Duke 86, Radford 72	SAN JOSE STATE 1-0
	Jan. 3, 1990..... H..... Duke 62, Radford 58	Home 0-0 • Away 1-0 • Neutral 0-0
PACIFIC 1-0	Jan. 23, 1993..... A..... Duke 59, Radford 58	Dec. 29, 1987..... A..... Duke 86, San Jose State 47
Home 1-0 • Away 0-0 • Neutral 0-0		
Dec. 4, 2004..... H..... Duke 86, Pacific 30		

SETON HALL 4-2 Home 1-1 • Away 3-0 • Neutral 1-0 Dec. 30, 1983 N Seton Hall 74, Duke 67 Dec. 19, 1985 A Duke 88, Seton Hall 66 Dec. 31, 1989 A Duke 72, Seton Hall 65 Dec. 7, 1991 H Seton Hall 67, Duke 60 Dec. 10, 1995 H Duke 76, Seton Hall 66 Dec. 11, 1999 A Duke 66, Seton Hall 52	STANFORD 2-2 Home 1-1 • Away 0-1 • Neutral 1-0 Dec. 20, 1988 H Stanford 91, Duke 76 Nov. 14, 1998 N Duke 77, Stanford 57 Dec. 16, 2008 H Duke 56, Stanford 52 Dec. 15, 2009 A Stanford 71, Duke 55	TEXAS-SAN ANTONIO 1-0 Home 0-0 • Away 0-0 • Neutral 1-0 Dec. 7, 1990 N Duke 71, San Antonio 68
SHAW 0-2 Home 0-1 • Away 0-1 • Neutral 0-0 Feb. 5, 1977 H Shaw 76, Duke 59 Feb. 8, 1977 A Shaw 89, Duke 51	STEPHEN F. AUSTIN 2-0 Home 1-0 • Away 0-0 • Neutral 1-0 Nov. 29, 2003 H Duke 119, Stephen F. Austin 53 Nov. 26, 2004 N Duke 84, Stephen F. Austin 29	TEXAS TECH 2-0 Home 1-0 • Away 0-0 • Neutral 1-0 Nov. 11, 2001 H Duke 85, Texas Tech 69 Mar. 31, 2003 N Duke 57, Texas Tech 51
SIENA 1-0 Home 0-0 • Away 0-0 • Neutral 1-0 Dec. 20, 2008 N Duke 86, Siena 41	STETSON 3-0 Home 1-0 • Away 2-0 • Neutral 0-0 Jan. 8, 1982 A Duke 79, Stetson 59 Jan. 25, 1982 H Duke 70, Stetson 44 Dec. 20, 1984 A Duke 67, Stetson 56	TOLEDO 2-1 Home 1-0 • Away 0-1 • Neutral 1-0 Dec. 2, 1983 N Duke 66, Toledo 59 Nov. 26, 2000 H Duke 71, Toledo 41 Nov. 18, 2001 A Toledo 71, Duke 65
SMU 1-0 Home 0-0 • Away 0-0 • Neutral 1-0 Dec. 20, 2006 N Duke 75, SMU 45	SYRACUSE 1-0 Home 0-0 • Away 0-0 • Neutral 1-0 Dec. 30, 1995 N Duke 84, Syracuse 40	TULANE 1-0 Home 0-0 • Away 1-0 • Neutral 0-0 Dec. 29, 1988 A Duke 80, Tulane 72
SOUTH ALABAMA 1-0 Home 0-0 • Away 0-0 • Neutral 1-0 Dec. 21, 1990 N Duke 76, South Alabama 70	TCU 2-0 Home 0-0 • Away 1-0 • Neutral 1-0 Mar. 17, 2002 N Duke 76, TCU 66 Dec. 6, 2005 A Duke 92, TCU 52	TULSA 2-0 Home 1-0 • Away 1-0 • Neutral 0-0 Dec. 21, 2002 A Duke 90, Tulsa 36 Dec. 14, 2003 H Duke 90, Tulsa 36
SOUTH CAROLINA 1-1 Home 0-1 • Away 0-0 • Neutral 1-0 Nov. 25, 2001 H South Carolina 87, Duke 81 (OT) Mar. 25, 2002 N Duke 77, South Carolina 68	TEMPLE 6-0 Home 3-0 • Away 1-0 • Neutral 2-0 Dec. 12, 1998 H Duke 112, Temple 34 Mar. 20, 2007 N Duke 62, Temple 52 Nov. 23, 2007 N Duke 64, Temple 53 Jan. 5, 2009 H Duke 87, Temple 52 Dec. 31, 2009 A Duke 70, Temple 62 Dec. 30, 2010 H Duke 71, Temple 64	UCLA 2-1 Home 0-1 • Away 1-0 • Neutral 1-0 Dec. 20, 1997 H UCLA 93, Duke 83 Dec. 28, 1998 A Duke 85, UCLA 80 Nov. 10, 2000 N Duke 80, UCLA 52
SOUTH FLORIDA 3-0 Home 1-0 • Away 1-0 • Neutral 1-0 Dec. 22, 1990 A Duke 78, South Florida 62 Nov. 14, 2004 H Duke 82, South Florida 50 Nov. 15, 2007 N Duke 89, South Florida 52	TENNESSEE 6-5 Home 1-2 • Away 3-0 • Neutral 2-3 Dec. 6, 1998 N Tennessee 74, Duke 60 Mar. 22, 1999 N Duke 69, Tennessee 63 Dec. 27, 2001 N Tennessee 89, Duke 68 Nov. 24, 2002 N Duke 76, Tennessee 55 Apr. 6, 2003 N Tennessee 66, Duke 56 Jan. 24, 2004 H Tennessee 72, Duke 69 Dec. 2, 2004 A Duke 59, Tennessee 57 Jan. 23, 2006 H Duke 75, Tennessee 53 Jan. 22, 2007 A Duke 74, Tennessee 70 Jan. 28, 2008 H Tennessee 67, Duke 64 Feb. 16, 2009 A Duke 62, Tennessee 54	UTAH 1-0 Home 0-0 • Away 0-0 • Neutral 1-0 Mar. 25, 2003 N Duke 65, Utah 54
SOUTHERN 2-0 Home 0-0 • Away 0-0 • Neutral 2-0 Mar. 19, 2006 N Duke 96, Southern 27 Nov. 22, 2008 N Duke 93, Southern 52	UT MARTIN 1-0 Home 0-0 • Away 0-0 • Neutral 1-0 Mar. 19, 2011 N Duke 90, UT Martin 45	UTAH VALLEY 1-0 Home 1-0 • Away 0-0 • Neutral 0-0 Dec. 18, 2007 H Duke 95, Utah Valley 61
SOUTHERN CALIFORNIA 5-0 Home 2-0 • Away 1-0 • Neutral 2-0 Dec. 5, 1987 N Duke 78, Southern California 75 Mar. 21, 2006 N Duke 85, Southern California 51 Dec. 19, 2008 A Duke 97, Southern California 89 (OT) Dec. 6, 2009 H Duke 78, Southern California 72 Nov. 15, 2010 H Duke 75, Southern California 50	TEXAS 3-1 Home 1-0 • Away 1-0 • Neutral 1-1 Mar. 23, 2002 N Duke 62, Texas 46 Nov. 16, 2003 N Texas 85, Duke 77 Dec. 4, 2005 A Duke 84, Texas 70 Dec. 10, 2006 H Duke 80, Texas 52	VANDERBILT 3-2 Home 2-0 • Away 1-1 • Neutral 0-1 Mar. 13, 1982 N Vanderbilt 75, Duke 57 Nov. 23, 1998 A Duke 79, Vanderbilt 71 Nov. 24, 1999 H Duke 68, Vanderbilt 59 Dec. 7, 2006 H Duke 69, Vanderbilt 48 Nov. 28, 2007 A Vanderbilt 68, Duke 55
SOUTHERN ILLINOIS 1-0 Home 0-0 • Away 0-0 • Neutral 1-0 Nov. 29, 1997 N Duke 76, Southern Illinois 54	TEXAS A&M 1-3 Home 1-0 • Away 0-2 • Neutral 0-1 Nov. 17, 1995 A Texas A&M 83, Duke 73 Mar. 30, 2008 N Texas A&M 77, Duke 63 Nov. 15, 2009 A Texas A&M 95, Duke 77 Dec. 6, 2010 H Duke 61, Texas A&M 58	VILLANOVA 1-0 Home 1-0 • Away 0-0 • Neutral 0-0 Nov. 28, 1998 H Duke 75, Villanova 47
SE LOUISIANA 1-0 Home 0-0 • Away 1-0 • Neutral 0-0 Dec. 30, 1988 A Duke 82, Southeastern Louisiana 71	TEXAS TECH 2-1 Home 1-0 • Away 0-1 • Neutral 1-0 Dec. 2, 1983 N Duke 66, Toledo 59 Nov. 26, 2000 H Duke 71, Toledo 41 Nov. 18, 2001 A Toledo 71, Duke 65	VIRGINIA 30-32 Home 14-14 • Away 12-17 • Neutral 4-1 Dec. 5, 1977 H Virginia 74, Duke 57 Jan. 24, 1979 A Virginia 68, Duke 61 Nov. 25, 1979 A Virginia 74, Duke 58 Jan. 23, 1980 H Duke 65, Virginia 63 Dec. 10, 1980 A Virginia 73, Duke 57 Jan. 27, 1982 H Duke 80, Virginia 63 Dec. 30, 1982 H Duke 73, Virginia 63 Feb. 5, 1983 A Virginia 66, Duke 63 Nov. 29, 1983 H Virginia 72, Duke 58 Feb. 4, 1984 A Virginia 82, Duke 55 Jan. 5, 1985 H Virginia 75, Duke 58 Feb. 2, 1985 A Virginia 74, Duke 66 Jan. 18, 1986 A Virginia 90, Duke 66 Feb. 1, 1986 H Virginia 81, Duke 67 Jan. 24, 1987 A Virginia 71, Duke 43 Feb. 21, 1987 H Duke 77, Virginia 76 Jan. 23, 1988 H Virginia 72, Duke 49
SOUTHWEST TEXAS STATE 1-0 Home 0-0 • Away 1-0 • Neutral 0-0 Dec. 8, 1990 A Duke 68, Southwest Texas State 57		
SW MISSOURI STATE 0-1 Home 0-0 • Away 0-0 • Neutral 0-1 Mar. 24, 2001 N SW Missouri State 81, Duke 71		

Feb. 27, 1988.....	A.....	Virginia 79, Duke 67
Jan. 7, 1989.....	A.....	Virginia 78, Duke 66
Feb. 11, 1989.....	H.....	Virginia 99, Duke 81
Jan. 16, 1990.....	H.....	Duke 84, Virginia 74
Feb. 10, 1990.....	A.....	Virginia 86, Duke 62
Jan. 5, 1991.....	H.....	Virginia 92, Duke 56
Feb. 9, 1991.....	A.....	Virginia 86, Duke 61
Feb. 1, 1992.....	H.....	Virginia 81, Duke 54
Feb. 15, 1992.....	A.....	Virginia 93, Duke 48
Mar. 7, 1992.....	N.....	Virginia 81, Duke 55
Jan. 9, 1993.....	A.....	Virginia 76, Duke 56
Feb. 13, 1993.....	H.....	Virginia 97, Duke 61
Jan. 25, 1994.....	H.....	Virginia 87, Duke 66
Feb. 12, 1994.....	A.....	Virginia 73, Duke 60
Jan. 10, 1995.....	A.....	Virginia 78, Duke 62
Feb. 12, 1995.....	H.....	Virginia 67, Duke 61
Mar. 4, 1995.....	N.....	Duke 83, Virginia 82 (OT)
Jan. 8, 1996.....	H.....	Virginia 61, Duke 60
Feb. 10, 1996.....	A.....	Duke 72, Virginia 69
Jan. 6, 1997.....	A.....	Virginia 62, Duke 55
Feb. 19, 1997.....	H.....	Virginia 86, Duke 56
Jan. 23, 1998.....	H.....	Duke 93, Virginia 66
Feb. 22, 1998.....	A.....	Duke 85, Virginia 78 (OT)
Jan. 4, 1999.....	H.....	Duke 84, Virginia 68
Feb. 4, 1999.....	A.....	Duke 66, Virginia 56
Dec. 5, 1999.....	H.....	Duke 83, Virginia 62
Jan. 30, 2000.....	A.....	Virginia 61, Duke 49
Jan. 22, 2001.....	A.....	Duke 71, Virginia 68
Feb. 22, 2001.....	H.....	Duke 76, Virginia 53
Dec. 6, 2001.....	A.....	Duke 107, Virginia 73
Jan. 20, 2002.....	H.....	Duke 86, Virginia 69
Mar. 3, 2002.....	N.....	Duke 71, Virginia 67
Jan. 9, 2003.....	A.....	Duke 60, Virginia 59
Feb. 10, 2003.....	H.....	Duke 75, Virginia 48
Jan. 18, 2004.....	A.....	Duke 63, Virginia 52
Feb. 19, 2004.....	H.....	Duke 87, Virginia 54
Jan. 14, 2005.....	A.....	Duke 87, Virginia 65
Feb. 10, 2006.....	H.....	Duke 88, Virginia 65
Feb. 2, 2007.....	A.....	Duke 76, Virginia 61
Mar. 2, 2007.....	N.....	Duke 79, Virginia 58
Feb. 24, 2008.....	H.....	Duke 78, Virginia 70
Feb. 5, 2009.....	A.....	Duke 81, Virginia 67
Mar. 6, 2009.....	N.....	Duke 76, Virginia 53
Feb. 26, 2010.....	H.....	Duke 83, Virginia 65
Feb. 24, 2011.....	A.....	Duke 71, Virginia 48

VCU.....6-1

Home 3-1 • Away 3-0 • Neutral 0-0

Jan. 28, 1977.....	H.....	VCU 49, Duke 48
Jan. 20, 1978.....	A.....	Duke 65, VCU 59
Dec. 12, 1978.....	A.....	Duke 70, VCU 57
Jan. 19, 1980.....	H.....	Duke 64, VCU 58
Feb. 15, 1985.....	H.....	Duke 86, VCU 62
Dec. 10, 1988.....	A.....	Duke 83, VCU 76
Nov. 15, 1995.....	H.....	Duke 93, VCU 51

VIRGINIA TECH.....17-2

Home 9-1 • Away 7-1 • Neutral 1-0

Jan. 24, 1981.....	A.....	Virginia Tech 66, Duke 55
Dec. 11, 1981.....	H.....	Duke 71, Virginia Tech 58
Dec. 5, 1992.....	H.....	Duke 85, Virginia Tech 63
Nov. 17, 1998.....	H.....	Virginia Tech 72, Duke 70
Dec. 8, 1999.....	A.....	Duke 70, Virginia Tech 61
Jan. 9, 2005.....	H.....	Duke 88, Virginia Tech 67
Feb. 6, 2006.....	A.....	Duke 73, Virginia Tech 62
Feb. 22, 2006.....	H.....	Duke 93, Virginia Tech 51
Mar. 3, 2006.....	N.....	Duke 69, Virginia Tech 56
Jan. 7, 2007.....	A.....	Duke 86, Virginia Tech 54
Jan. 29, 2007.....	H.....	Duke 75, Virginia Tech 65

Feb. 1, 2008.....	H.....	Duke 85, Virginia Tech 50
Feb. 22, 2008.....	A.....	Duke 72, Virginia Tech 60
Jan. 16, 2009.....	A.....	Duke 57, Virginia Tech 52
Feb. 19, 2009.....	H.....	Duke 62, Virginia Tech 46
Jan. 21, 2010.....	H.....	Duke 69, Virginia Tech 38
Feb. 14, 2010.....	A.....	Duke 65, Virginia Tech 53
Jan. 16, 2011.....	A.....	Duke 57, Virginia Tech 43
Feb. 20, 2011.....	H.....	Duke 90, Virginia Tech 40

WAGNER.....2-0

Home 0-0 • Away 2-0 • Neutral 0-0

Jan. 7, 1983.....	A.....	Duke 87, Wagner 56
Dec. 25, 1989.....	A.....	Duke 66, Wagner 56

WAKE FOREST.....53-16

Home 23-6 • Away 22-8 • Neutral 8-2

Jan. 19, 1977.....	A.....	Wake Forest 57, Duke 52
Dec. 8, 1977.....	H.....	Wake Forest 55, Duke 54
Nov. 30, 1978.....	A.....	Duke 65, Wake Forest 52
Jan. 29, 1979.....	H.....	Duke 77, Wake Forest 66
Nov. 24, 1979.....	N.....	Duke 80, Wake Forest 70
Jan. 16, 1980.....	H.....	Duke 71, Wake Forest 68
Dec. 8, 1980.....	H.....	Duke 98, Wake Forest 75
Jan. 14, 1981.....	A.....	Duke 76, Wake Forest 61
Dec. 1, 1981.....	A.....	Wake Forest 67, Duke 60
Jan. 12, 1982.....	H.....	Duke 75, Wake Forest 52
Feb. 2, 1983.....	A.....	Duke 76, Wake Forest 58
Jan. 20, 1984.....	H.....	Duke 66, Wake Forest 57
Feb. 1, 1984.....	A.....	Wake Forest 73, Duke 58
Dec. 5, 1984.....	A.....	Wake Forest 64, Duke 53
Jan. 19, 1985.....	H.....	Wake Forest 59, Duke 55
Dec. 4, 1985.....	H.....	Duke 77, Wake Forest 67
Feb. 15, 1986.....	A.....	Duke 76, Wake Forest 59
Mar. 1, 1986.....	N.....	Wake Forest 72, Duke 71
Jan. 14, 1987.....	H.....	Wake Forest 73, Duke 72
Jan. 31, 1987.....	A.....	Duke 84, Wake Forest 63
Jan. 12, 1988.....	A.....	Wake Forest 58, Duke 57
Feb. 16, 1988.....	H.....	Wake Forest 62, Duke 59
Jan. 24, 1989.....	H.....	Wake Forest 72, Duke 69
Feb. 27, 1989.....	A.....	Wake Forest 79, Duke 74
Jan. 24, 1990.....	A.....	Wake Forest 72, Duke 63
Feb. 3, 1990.....	H.....	Duke 66, Wake Forest 61
Jan. 18, 1991.....	H.....	Duke 65, Wake Forest 52
Feb. 16, 1991.....	A.....	Wake Forest 68, Duke 51
Jan. 18, 1992.....	A.....	Duke 73, Wake Forest 59
Feb. 26, 1992.....	H.....	Duke 69, Wake Forest 61
Mar. 6, 1992.....	N.....	Duke 61, Wake Forest 52
Jan. 25, 1993.....	H.....	Wake Forest 64, Duke 60
Feb. 19, 1993.....	A.....	Duke 71, Wake Forest 59
Mar. 5, 1993.....	N.....	Wake Forest 70, Duke 69
Jan. 2, 1994.....	A.....	Duke 56, Wake Forest 50
Feb. 1, 1994.....	H.....	Duke 60, Wake Forest 51
Jan. 16, 1995.....	H.....	Duke 76, Wake Forest 58
Feb. 16, 1995.....	A.....	Duke 78, Wake Forest 66
Jan. 14, 1996.....	A.....	Duke 74, Wake Forest 64
Feb. 8, 1996.....	H.....	Duke 85, Wake Forest 66
Mar. 1, 1996.....	N.....	Duke 67, Wake Forest 61
Jan. 9, 1997.....	H.....	Duke 82, Wake Forest 70
Feb. 6, 1997.....	A.....	Duke 81, Wake Forest 58
Jan. 2, 1998.....	A.....	Duke 73, Wake Forest 60
Feb. 2, 1998.....	H.....	Duke 79, Wake Forest 55
Jan. 11, 1999.....	A.....	Duke 74, Wake Forest 59
Feb. 11, 1999.....	H.....	Duke 86, Wake Forest 48
Jan. 13, 2000.....	H.....	Duke 82, Wake Forest 48
Feb. 14, 2000.....	A.....	Duke 69, Wake Forest 38
Jan. 2, 2001.....	H.....	Duke 81, Wake Forest 56
Feb. 1, 2001.....	A.....	Duke 66, Wake Forest 58
Mar. 2, 2001.....	N.....	Duke 75, Wake Forest 68 (OT)
Jan. 6, 2002.....	H.....	Duke 91, Wake Forest 46

Feb. 7, 2002.....	A.....	Duke 83, Wake Forest 60
Jan. 16, 2003.....	H.....	Duke 71, Wake Forest 61
Feb. 17, 2003.....	A.....	Duke 83, Wake Forest 41
Mar. 7, 2003.....	N.....	Duke 64, Wake Forest 59
Dec. 5, 2003.....	A.....	Duke 88, Wake Forest 55
Feb. 12, 2004.....	H.....	Duke 80, Wake Forest 55
Mar. 6, 2004.....	N.....	Duke 77, Wake Forest 59
Jan. 19, 2005.....	A.....	Duke 99, Wake Forest 86
Mar. 5, 2005.....	N.....	Duke 107, Wake Forest 50
Jan. 2, 2006.....	H.....	Duke 100, Wake Forest 54
Feb. 11, 2007.....	A.....	Duke 77, Wake Forest 45
Feb. 10, 2008.....	H.....	Duke 71, Wake Forest 36
Feb. 25, 2009.....	A.....	Duke 83, Wake Forest 50
Jan. 10, 2010.....	H.....	Duke 65, Wake Forest 51
Feb. 11, 2011.....	A.....	Duke 82, Wake Forest 39
Mar. 4, 2011.....	N.....	Duke 79, Wake Forest 50

WASHINGTON.....0-2

Home 0-0 • Away 0-1 • Neutral 0-1

Dec. 27, 1985.....	N.....	Washington 83, Duke 71
Dec. 28, 1992.....	A.....	Washington 72, Duke 48

WESTERN CAROLINA.....3-3

Home 3-1 • Away 0-2 • Neutral 0-0

Feb. 11, 1977.....	A.....	Western Carolina 77, Duke 45
Feb. 18, 1978.....	H.....	Western Carolina 93, Duke 56
Feb. 17, 1979.....	A.....	Western Carolina 89, Duke 78
Feb. 28, 1983.....	H.....	Duke 77, Western Carolina 67
Dec. 6, 1989.....	H.....	Duke 77, Western Carolina 64
Feb. 9, 1994.....	H.....	Duke 117, Western Carolina 44

WESTERN KENTUCKY.....4-0

Home 2-0 • Away 1-0 • Neutral 1-0

Mar. 20, 2000.....	H.....	Duke 90, Western Kentucky 70
Nov. 28, 2008.....	A.....	Duke 59, Western Kentucky 56
Nov. 26, 2009.....	N.....	Duke 70, Western Kentucky 47
Nov. 21, 2010.....	H.....	Duke 82, Western Kentucky 55

WEST TEXAS STATE.....1-0

Home 0-0 • Away 1-0 • Neutral 0-0

Mar. 20, 1986.....	A.....	Duke 68, West Texas State 67
--------------------	--------	------------------------------

WEST VIRGINIA.....2-0

Home 1-0 • Away 1-0 • Neutral 0-0

Dec. 18, 1995.....	A.....	Duke 84, West Virginia 64
Nov. 27, 1996.....	H.....	Duke 84, West Virginia 70

WILLIAM & MARY.....4-0

Home 2-0 • Away 1-0 • Neutral 1-0

Nov. 24, 1984.....	N.....	Duke 86, William & Mary 48
Dec. 5, 1988.....	H.....	Duke 65, William & Mary 47
Dec. 9, 1989.....	A.....	Duke 65, William & Mary 62
Nov. 18, 2000.....	H.....	Duke 81, William & Mary 46

WINTHROP.....1-0

Home 1-0 • Away 0-0 • Neutral 0-0

Dec. 9, 1986.....	H.....	Duke 80, Winthrop 45
-------------------	--------	----------------------

WISCONSIN.....2-0

Home 1-0 • Away 1-0 • Neutral 0-0

Nov. 27, 1987.....	H.....	Duke 86, Wisconsin 66
Dec. 2, 2010.....	A.....	Duke 59, Wisconsin 51

WISCONSIN-GREEN BAY.....1-0

Home 1-0 • Away 1-0 • Neutral 0-0

Jan. 2, 1991.....	H.....	Duke 70, Wisconsin-Green Bay 59
-------------------	--------	---------------------------------

WISCONSIN-MILWAUKEE2-0

Home 1-0 • Away 0-0 • Neutral 1-0

Dec. 3, 1994H..... Duke 104, Wisconsin-Milwaukee 34

Mar. 17, 2001N.....Duke 96, Wisconsin-Milwaukee 63

XAVIER2-1

Home 1-1 • Away 1-0 • Neutral 0-0

Jan. 5, 1981A..... Duke 74, Xavier 46

Dec. 28, 1990H..... Xavier 78, Duke 73

Dec. 21, 2010H Duke 46, Xavier 45

YALE1-0

Home 1-0 • Away 0-0 • Neutral 0-0

Dec. 6, 1991H..... Duke 60, Yale 55

School	Record	Last	School	Record	Last	School	Record	Last
Alabama	0-1	1995	Holy Cross	4-0	2007	Pennsylvania	1-0	1984
Albany	1-0	2010	Houston	2-0	2007	Pepperdine	1-0	1996
American	1-0	1993	Houston Baptist	1-0	2009	Pfeiffer	0-1	1975
Appalachian State	10-4	1994	Howard	2-0	2002	Pittsburgh	3-0	2010
Arizona State	1-0	2008	Illinois	0-3	1998	Princeton	3-0	1994
Arkansas	2-1	2002	Illinois State	1-0	1997	Providence	3-1	2010
Arkansas State	2-0	2005	Iowa	1-0	2008	Purdue	4-3	2007
Auburn	4-0	2010	Iowa State	2-0	2002	Quinnipiac	1-0	2008
Austin Peay	1-0	2009	Indiana State	2-0	1994	Radford	3-0	1993
Ball State	2-0	2005	Jacksonville State	1-0	2004	Rhode Island	1-0	2004
Baptist	1-0	1982	James Madison	6-1	2010	Richmond	6-1	1997
Baylor	0-1	2010	Kansas State	1-0	2004	Rider	1-0	1985
Boston College	8-2	2011	Kent	2-0	1997	Rutgers	3-2	2007
Boston University	2-0	2006	Kentucky	3-0	2010	Sacramento State	1-0	1999
Bowling Green	1-0	2006	LaSalle	0-1	1980	Saint Joseph's	4-1	2002
Brigham Young	2-0	2010	Liberty	3-0	2004	San Diego	2-0	2005
Bucknell	1-0	2007	Louisiana State	3-2	2010	San Diego State	2-0	2010
California	1-1	1993	Louisiana Tech	2-0	2004	San Francisco	0-1	1996
Campbell	3-5	2000	Louisville	1-1	1998	San Jose State	1-0	1987
Canisius	1-0	2005	Loyola (Maryland)	2-0	1994	Seton Hall	4-2	1999
Catawba	1-0	1979	Loyola Marymount	1-0	2003	Shaw	0-2	1977
Charleston Southern	2-0	2002	Maine	2-0	2009	Siena	1-0	2008
Charlotte	7-3	2010	Manhattan	5-1	1997	SMU	1-0	2006
Cheyney State	2-0	1985	Marist	2-0	2011	South Alabama	1-0	1990
Cincinnati	0-1	1980	Marquette	2-0	2004	South Carolina	1-1	2002
Clemson	33-32	2011	Marshall	0-1	1981	South Florida	3-0	2007
Cleveland State	1-0	1988	Mars Hill	2-0	1984	Southern	2-0	2008
College of Charleston	1-0	1990	Marquette	1-0	2009	Southern California	5-0	2010
Colorado	0-1	1980	Maryland	37-38	2011	Southern Illinois	1-0	1998
Colorado State	1-0	2005	McNeese State	1-0	1993	SE Louisiana	1-0	1988
Connecticut	3-7	2011	Md.-Eastern Shore	1-2	1985	Southwest Texas State	1-0	1990
Dartmouth	1-0	2006	Miami (Fla.)	8-0	2011	SW Missouri State	0-1	2001
Dayton	0-1	1980	Miami (Ohio)	1-0	1993	St. John's	1-0	2005
Davidson	3-1	2004	Michigan	3-0	2008	Stanford	2-2	2009
Delaware	1-0	1996	Michigan State	2-1	2009	Stephen F. Austin	2-0	2004
Denver	1-0	2007	Middle Tennessee St.	1-0	1998	Stetson	3-0	1984
DePaul	2-1	2011	Minnesota	0-1	2004	Syracuse	1-0	1996
Detroit	3-0	2002	Mississippi State	1-0	1996	TCU	2-0	2005
Drake	1-0	1992	Montana	1-0	1994	Temple	6-0	2010
Duquesne	1-0	2000	Morgan State	1-0	1993	Tennessee	6-5	2009
East Carolina	6-9	2002	Murray State	1-0	2008	Tennessee-Martin	1-0	2011
East Tennessee State	5-0	1992	New Hampshire	1-0	1989	Texas	3-1	2006
Eastern Kentucky	1-1	1983	Norfolk State	1-0	2002	Texas A&M	1-3	2010
Eastern Washington	1-0	1988	Northeastern	2-0	2006	Texas-San Antonio	1-0	1990
Elon College	3-4	2003	Northwestern State	2-1	2004	Texas Tech	2-0	2003
Fairfield	2-0	2005	North Carolina	33-47	2011	Toledo	2-1	2001
Florida	2-1	1998	N.C. A&T	1-0	1984	Tulane	1-0	1988
Florida A&M	1-0	1999	N.C. Central	5-3	2009	Tulsa	2-0	2003
Florida International	1-1	2002	N.C. State	31-39	2011	UCLA	2-1	2000
Florida State	31-8	2011	UNC Asheville	9-0	1999	Utah	1-0	2003
Furman	4-0	1984	UNC Greensboro	10-2	2007	Utah Valley	1-0	2007
George Mason	3-0	2000	UNC Wilmington	7-2	1993	Vanderbilt	3-2	2007
George Washington	1-1	1997	North Georgia	1-0	1982	Villanova	1-0	1999
Georgetown	4-0	2001	Northern Illinois	1-0	1987	Virginia	30-32	2011
Georgia	3-0	2005	Notre Dame	1-4	2004	VCU	6-1	1996
Georgia Southern	2-1	2009	Ohio	1-0	1998	Virginia Tech	17-2	2011
Georgia State	1-1	2003	Ohio State	1-0	2009	Wagner	2-0	1989
Georgia Tech	55-7	2011	Oklahoma	0-1	2002	Wake Forest	53-16	2011
Guilford	2-0	1980	Oklahoma State	3-0	2010	Washington	0-2	1993
Hampton	4-0	2010	Old Dominion	7-4	2006	Western Carolina	3-3	1994
Hartford	0-1	2008	Oral Roberts	1-0	2000	Western Kentucky	4-0	2010
Harvard	3-0	1990	Pacific	1-0	2004	West Texas State	1-0	1986
Hofstra	2-0	1989	Peace	2-1	1980	West Virginia	2-0	1997
			Penn State	5-1	2007	William & Mary	4-0	2000
						Winthrop	1-0	1986
						Wisconsin	2-0	2010
						Wisconsin-Green Bay	1-0	1991
						Wisconsin-Milwaukee	2-0	2001
						Xavier	2-1	2010
						Yale	1-0	1991

Bold denotes ACC School

America East Conference			
Opponent	GP	W	L
Albany	1	1	0
Boston U.	2	2	0
Hartford	1	0	1
Maine	2	2	0
New Hampshire	1	1	0
Total	7	6	1

Big South Conference			
Opponent	GP	W	L
Charleston So.	2	2	0
Liberty	3	3	0
UNC Asheville	9	9	0
Radford	3	3	0
Winthrop	1	1	0
Total	18	18	0

Independent			
Opponent	GP	W	L
N.C. Central	2	2	0
Houston Baptist	1	1	0
Total	3	3	0

Ohio Valley Conference			
Opponent	GP	W	L
Austin Peay	1	1	0
Eastern Ky.	2	1	1
Jacksonville St.	1	1	0
Murray State	1	1	0
UT Martin	1	1	0
Total	6	5	1

West Coast Conference			
Opponent	GP	W	L
Loy. Marymount	1	1	0
Pepperdine	1	1	0
San Diego	2	2	0
San Francisco	1	0	1
Total	5	4	1

Atlantic Coast Conference			
Opponent	GP	W	L
Boston College	10	8	2
Clemson	65	33	32
Florida State	39	31	8
Georgia Tech	62	53	7
Maryland	75	37	38
Miami (Fla)	8	8	0
North Carolina	81	34	47
N.C. State	69	30	39
Virginia	62	30	32
Virginia Tech	18	16	2
Wake Forest	71	53	18
Total	561	336	225

Big Ten Conference			
Opponent	GP	W	L
Illinois	3	0	3
Iowa	1	1	0
Michigan	3	3	0
Michigan State	3	2	1
Minnesota	1	0	1
Ohio State	1	1	0
Penn State	6	5	1
Purdue	7	4	3
Wisconsin	2	2	0
Total	27	18	9

Ivy League			
Opponent	GP	W	L
Harvard	3	3	0
Pennsylvania	1	1	0
Princeton	3	3	0
Yale	1	1	0
Dartmouth	1	1	0
Total	9	9	0

Pacific-10 Conference			
Opponent	GP	W	L
Arizona State	1	1	0
California	2	1	1
USC	5	5	0
Stanford	4	2	2
UCLA	3	2	1
Washington	2	0	2
Total	17	11	6

Western Athletic Conference			
Opponent	GP	W	L
Louisiana Tech	2	2	0
San Jose State	1	1	0
Total	3	3	0

Atlantic Sun Conference			
Opponent	GP	W	L
Campbell	8	3	5
East Tenn. St.	5	5	0
Stetson	3	3	0
Total	16	11	5

Big 12 Conference			
Opponent	GP	W	L
Baylor	1	0	1
Colorado	1	0	1
Iowa State	2	2	0
Kansas State	1	1	0
Oklahoma	1	0	1
Oklahoma State	3	3	0
Texas	4	3	1
Texas A&M	3	1	2
Texas Tech	3	3	0
Total	19	13	6

Metro Atlantic Conference			
Opponent	GP	W	L
Canisius	1	1	0
Fairfield	2	2	0
Loyola (Md.)	2	2	0
Manhattan	6	5	1
Rider	1	1	0
Siena	1	1	0
Marist	2	2	0
Total	15	14	1

Patriot Conference			
Opponent	GP	W	L
American	1	1	0
Holy Cross	4	4	0
Bucknell	1	1	0
Total	6	6	0

Atlantic 10 Conference			
Opponent	GP	W	L
Charlotte	10	7	3
Dayton	1	0	1
Duquesne	1	1	0
G. Washington	2	1	1
La Salle	1	0	1
Rhode Island	1	1	0
Richmond	7	6	1
St. Joseph's	5	4	1
Temple	6	6	0
Xavier	3	2	1
Total	37	28	9

Big West Conference			
Opponent	GP	W	L
Pacific	1	1	0
Total	1	1	0

Mid-American Conference			
Opponent	GP	W	L
Ball State	2	2	0
Kent State	2	2	0
Miami (Ohio)	1	1	0
Northern Illinois	1	1	0
Ohio	1	1	0
Toledo	3	2	1
Bowling Green	1	1	0
Total	11	10	1

Southeastern Conference			
Opponent	GP	W	L
Alabama	1	0	1
Arkansas	3	2	1
Auburn	4	4	0
Florida	3	2	1
Georgia	3	3	0
Kentucky	3	3	0
LSU	5	3	2
Mississippi State	1	1	0
South Carolina	2	1	1
Tennessee	11	6	5
Vanderbilt	5	3	2
Total	41	28	13

Big East Conference			
Opponent	GP	W	L
Cincinnati	1	0	1
Connecticut	10	3	7
DePaul	3	2	1
Georgetown	4	4	0
Louisville	2	1	1
Marquette	3	3	0
Notre Dame	5	1	4
Providence	4	3	1
Pittsburgh	3	3	0
Rutgers	5	3	2
Seton Hall	6	4	2
St. John's	1	1	0
South Florida	3	3	0
Syracuse	1	1	0
Villanova	1	1	0
West Virginia	2	2	0
Total	54	35	19

Colonial Conference			
Opponent	GP	W	L
Delaware	1	1	0
George Mason	3	3	0
Georgia State	2	1	1
Hofstra	2	2	0
James Madison	7	6	1
UNC Wilmington	9	7	2
Northeastern	2	2	0
Old Dominion	10	7	3
VCU	7	6	1
William & Mary	4	4	0
Total	47	39	8

Mid-Continent Conference			
Opponent	GP	W	L
Oral Roberts	1	1	0
Total	1	1	0

Southern Conference			
Opponent	GP	W	L
Appalachian St.	14	10	4
C. of Charleston	1	1	0
Davidson	4	3	1
Elon	7	3	4
Furman	4	4	0
Georgia So.	3	2	1
UNCG	12	10	2
West. Carolina	6	3	3
Total	51	36	15

Big Sky Conference			
Opponent	GP	W	L
Eastern Wash.	1	1	0
Montana	1	1	0
Sacramento St.	1	1	0
Total	3	3	0

Conference USA			
Opponent	GP	W	L
East Carolina	15	6	9
Houston	2	2	0
Marshall	1	0	1
Tulane	1	1	0
Tulsa	2	2	0
SMU	1	1	0
Total	22	12	10

Missouri Valley Conference			
Opponent	GP	W	L
Drake	1	1	0
Illinois State	1	1	0
Indiana State	2	2	0
Missouri State	1	0	1
Southern Illinois	1	1	0
Total	6	5	1

Southland Conference			
Opponent	GP	W	L
McNeese State	1	1	0
Northwest. St.	3	2	1
SoutheAST. La.	1	1	0
Stephen Austin	2	2	0
Texas-San Ant.	1	1	0
Total	8	7	1

Mountain West Conference			
Opponent	GP	W	L
Brigham Young	2	2	0
Colorado State	1	1	0
San Diego State	2	2	0
TCU	2	2	0
Utah	1	1	0
Total	8	8	0

Southwestern Conference			
Opponent	GP	W	L
Southern	2	2	0
Total	2	2	0

Great West Conference			
Opponent	GP	W	L
Utah Valley	1	1	0
Total	1	1	0

Northeast Conference			
Opponent	GP	W	L
Wagner	2	2	0
Quinnipiac	1	1	0
Total	3	3	0

Sun Belt Conference			
Opponent	GP	W	L
Arkansas State	2	2	0
Denver	1	1	0
Florida Int'l	2	1	1
Middle Tenn. St.	1	1	0
South Alabama	1	1	0
Western Ky.	4	4	0
Total	11	10	1

Horizon League			
Opponent	GP	W	L
Cleveland St.	1	1	0
Detroit	3	3	0
Wis.-Green Bay	1	1	0
Wis.-Milwaukee	2	2	0
Total	7	7	0

YEAR	OPPONENT	LOCATION	SCORE	RESULT					
NOVEMBER 10					NOVEMBER 22				
2000	UCLA	Albuquerque, N.M.	80-52	W	1980	LaSalle	Philadelphia, Pa.	57-84	L
NOVEMBER 11					1997	Notre Dame	Durham, N.C.	80-62	W
2000	LSU	Albuquerque, N.M.	56-45	W	2000	Boston College	Boston, Mass.	67-49	W
2001	Texas Tech	Durham, N.C.	85-69	W	2002	East Carolina	Durham, N.C.	108-46	W
2006	Northeastern	Durham, N.C.	102-49	W	2005	Fairfield	Durham, N.C.	110-44	W
2007	Denver	Denver, Colo.	57-37	W	2007	Purdue	Durham, N.C.	53-41	W
NOVEMBER 12					2008	Southern	Chicago, Ill.	93-52	W
2004	Davidson	Durham, N.C.	89-69	W	NOVEMBER 23				
NOVEMBER 13					1984	Furman	Durham, N.C.	103-66	W
1998	Connecticut	San Jose, Calif.	74-104	L	1985	Maryland-Eastern Shore	Durham, N.C.	85-68	W
2009	Houston Baptist	Houston, Texas	104-35	W	1991	East Tennessee State	Johnson City, Tenn.	104-71	W
2010	Brigham Young	Durham, N.C.	69-54	W	1996	UNC Asheville	Durham, N.C.	90-52	W
NOVEMBER 14					1998	Vanderbilt	Durham, N.C.	79-71	W
1998	Stanford	San Jose, Calif.	77-57	W	2003	Purdue	Durham, N.C.	93-63	W
2004	South Florida	Durham, N.C.	82-50	W	2007	Temple	Durham, N.C.	64-53	W
2008	Oklahoma St.	Durham, N.C.	77-68	W	NOVEMBER 24				
NOVEMBER 15					1979	Wake Forest	Charlottesville, Va.	80-70	W
1995	Virginia Commonwealth	Richmond, Va.	93-51	W	1984	William & Mary	Winston-Salem, N.C.	86-48	W
1999	UNC Greensboro	Greensboro, N.C.	72-47	W	1990	Louisville	Lansing, Mich.	66-73	L
2009	Texas A&M	College Station, Texas	77-95	L	1995	Pepperdine	New Orleans, La.	108-70	W
2010	Southern California	Durham, N.C.	75-50	W	1996	UNC Greensboro	Durham, N.C.	98-68	W
NOVEMBER 16					1999	Vanderbilt	Durham, N.C.	68-59	W
2001	Elon	Durham, N.C.	102-52	W	2001	Davidson	Durham, N.C.	107-58	W
2003	Texas	West Lafayette, Ind.	77-85	L	2002	Tennessee	Raleigh, N.C.	76-55	W
2008	Maine	Durham, N.C.	98-31	W	2010	Pittsburgh	Pittsburgh, Pa.	93-55	W
NOVEMBER 17					NOVEMBER 25				
1995	Texas A&M	College Station, Texas	73-83	L	1979	Virginia	Charlottesville, Va.	58-74	L
1998	Virginia Tech	Durham, N.C.	70-72	L	1988	Eastern Washington	Bangor, Maine	79-57	W
2004	Notre Dame	South Bend, Ind.	65-76	L	1989	Illinois	Bowling Green, Ky.	63-68	L
1999	Boston College	Durham, N.C.	70-77	L	1990	Georgetown	Lansing, Mich.	80-68	W
NOVEMBER 18					1995	Mississippi State	New Orleans, La.	72-67	W
2000	William & Mary	Williamsburg, Va.	81-46	W	2000	Duquesne	Durham, N.C.	97-66	W
2001	Toledo	Toledo, Ohio	65-71	L	2001	South Carolina	Durham, N.C.	81-87	L(OT)
2005	Penn State	State College, Pa.	93-67	W	2005	Arkansas State	Durham, N.C.	110-56	W
2007	UNC Greensboro	Durham, N.C.	84-39	W	2006	Michigan	Ann Arbor, Mich.	92-47	W
2010	Auburn	Auburn, Ala.	75-62	W	2007	Connecticut	St. Thomas, USVI	48-74	L
NOVEMBER 19					NOVEMBER 26				
1997	UNC Greensboro	Durham, N.C.	78-51	W	1982	Eastern Kentucky	Durham, N.C.	74-57	W
2004	Penn State	Durham, N.C.	66-58	W	1983	N.C. Central	Durham, N.C.	103-60	W
2006	Houston	Houston, Texas	81-35	W	1985	Cheyney	Durham, N.C.	98-66	W
2009	Georgia Southern	Durham, N.C.	69-42	W	1988	San Diego	Bangor, Maine	64-56	W
NOVEMBER 20					1989	St. Johns	Bowling Green, Ky.	95-63	W
1981	George Washington	Durham, N.C.	82-45	W	1993	Morgan State	Durham, N.C.	116-63	W
1984	N.C. Central	Durham, N.C.	109-53	W	1994	Montana	Norfolk, Va.	89-49	W
2000	Penn State	State College, Pa.	88-87	W	2000	Toledo	Durham, N.C.	71-41	W
2005	Old Dominion	Norfolk, Va.	93-56	W	2004	Stephen F. Austin	Grand Bahama Island, Bahamas	84-29	W
NOVEMBER 21					2009	Western Kentucky	Cancun, Mexico	70-47	W
1980	St. Joseph's	Philadelphia, Pa.	57-84	L	NOVEMBER 27				
1981	Marshall	Durham, N.C.	57-58	L	1981	Georgia Tech	Durham, N.C.	62-50	W
1998	Notre Dame	South Bend, Ind.	57-84	L	1983	Mars Hill	Durham, N.C.	90-47	W
2003	Elon	Durham, N.C.	108-26	W	1987	Wisconsin	Durham, N.C.	86-66	W
2006	Penn State	Durham, N.C.	70-42	W	1991	UNC Wilmington	Durham, N.C.	94-37	W
2008	Hartford	Chicago, Ill.	51-53	L	1994	Old Dominion	Norfolk, Va.	59-64	L
2010	Western Kentucky	Durham, N.C.	82-55	W	1996	West Virginia	Durham, N.C.	84-70	W
					1999	Florida A&M	Durham, N.C.	93-38	W
					2004	Kansas State	Grand Bahama Island, Bahamas	63-51	W
					2005	Auburn	Durham, N.C.	69-37	W
					2009	Marquette	Cancun, Mexico	74-43	W
					2010	Charlotte	Charlotte, N.C.	61-55	W

NOVEMBER 28

1978	UNC Wilmington	Durham, N.C.	71-61	W	1986	Clemson	Durham, N.C.	78-72	W
1984	Mars Hill	Durham, N.C.	93-60	W	1988	James Madison	Durham, N.C.	80-79	W
1986	Florida	Chicago, Ill.	76-74	W	1994	Wisconsin- Milwaukee	Durham, N.C.	104-34	W
1989	Appalachian State	Boone, N.C.	73-65	W	2000	George Mason	Fairfax, Va.	88-69	W
1997	Detroit	San Juan, Puerto Rico	87-65	W	2009	Ohio State	Durham, N.C.	83-67	W
1998	Marquette	Durham, N.C.	91-60	W	DECEMBER 4				
1999	Penn State	Durham, N.C.	63-49	W	1978	Guilford	Durham, N.C.	82-48	W
2002	Hampton	St. Thomas, USVI	71-34	W	1980	N.C. State	Durham, N.C.	78-96	L
2007	Vanderbilt	Nashville, Tenn.	55-68	L	1982	UNC Charlotte	Durham, N.C.	78-46	W
2008	Western Kentucky	Bowling Green, Ky.	59-56	W	1985	Wake Forest	Durham, N.C.	77-67	W

NOVEMBER 29

1979	N.C. State	Raleigh, N.C.	55-86	L	1992	Northeastern	Durham, N.C.	64-53	W
1980	George Mason	Durham, N.C.	86-50	W	1993	American	Durham, N.C.	104-71	W
1983	Virginia	Durham, N.C.	58-72	L	1994	Indiana State	Durham, N.C.	100-66	W
1986	DePaul	Chicago, Ill.	72-78	L	1995	Michigan State	Durham, N.C.	67-52	W
1990	East Tennessee State	Durham, N.C.	85-55	W	2004	Pacific	Durham, N.C.	86-30	W
1993	Loyola (MD)	Baltimore, Md.	76-67	W	2005	Texas	Durham, N.C.	84-70	W
1995	UNC Asheville	Asheville, N.C.	95-57	W	2006	Rutgers	New Brunswick, N.J.	85-45	W
1997	Southern Illinois	Durham, N.C.	76-54	W	2008	Iowa	Durham, N.C.	71-47	W

NOVEMBER 30

1978	Wake Forest	Winston-Salem, N.C.	66-52	W	1997	Virginia	Durham, N.C.	57-74	L
1985	George Mason	Fairfax, Va.	85-66	W	1984	Wake Forest	Winston-Salem, N.C.	53-64	L
1987	Howard	Durham, N.C.	83-71	W	1988	William & Mary	Durham, N.C.	65-47	W
1988	East Carolina	Durham, N.C.	93-60	W	1992	Virginia Tech	Durham, N.C.	85-63	W
1991	Fairfield	Cambridge, Mass.	75-68	W	1993	Miami (Ohio)	Durham, N.C.	98-54	W
1994	UNC Asheville	Durham, N.C.	114-57	W	1999	Virginia	Durham, N.C.	83-62	W
1996	Illinois State	Durham, N.C.	85-58	W	2003	Wake Forest	Durham, N.C.	88-55	W
1997	Illinois	Durham, N.C.	65-77	L	DECEMBER 6				
2002	Arkansas	St. Thomas, USVI	74-72	W (OT)	1975	Pfeiffer	Durham, N.C.	49-77	L
2003	Auburn	Durham, N.C.	66-57	W	1979	North Carolina	Chapel Hill, N.C.	58-91	L
2010	James Madison	Harrisonburg, Va.	75-58	W	1980	Appalachian State	Durham, N.C.	90-71	W

DECEMBER 1

1977	UNC Greensboro	Durham, N.C.	57-82	L	1983	Clemson	Durham, N.C.	72-78	L
1979	East Carolina	Durham, N.C.	76-75	W	1986	Appalachian State	Durham, N.C.	84-66	W
1981	Wake Forest	Winston-Salem, N.C.	60-67	L	1987	Providence	Providence, R.I.	87-75	W
1982	Clemson	Clemson, S.C.	72-70	W	1989	Western Carolina	Durham, N.C.	77-64	W
1984	Radford	Radford, Va.	83-64	W	1991	Yale	Durham, N.C.	60-55	W
1985	Richmond	Richmond, Va.	99-65	W	1995	Florida State	Durham, N.C.	92-30	W
1989	New Hampshire	Durham, N.C.	82-47	W	1997	Ohio	Durham, N.C.	99-59	W
1990	Harvard	Durham, N.C.	90-76	W	1998	Tennessee	Orlando, Fla.	60-74	L
1991	Harvard	Cambridge, Mass.	86-63	W	2001	Virginia	Charlottesville, Va.	107-73	W
1992	UNC Wilmington	Durham, N.C.	88-52	W	2002	Howard	Durham, N.C.	128-53	W
1996	St. Joseph's	Durham, N.C.	63-46	W	2005	TCU	Fort Worth, Texas	92-52	W
					2007	Rutgers	Durham, N.C.	49-44	W
					2009	Southern California	Durham, N.C.	78-72	W
					2010	Texas A&M	Durham, N.C.	61-58	W

DECEMBER 2

1978	East Carolina	Greenville, N.C.	66-81	L	1978	North Carolina	Durham, N.C.	65-82	L
1980	UNC Wilmington	Durham, N.C.	78-77	W	1985	Maryland	College Park, Md.	60-74	L
1983	Toledo	Richmond, Ky.	66-59	W	1990	San Antonio	San Marcos, Texas	71-68	W
1988	Cleveland State	Durham, N.C.	100-60	W	1991	Seton Hall	Durham, N.C.	60-67	L
1989	Boston College	Durham, N.C.	85-64	W	1994	Florida State	Durham, N.C.	84-68	W
1990	Purdue	Durham, N.C.	58-69	L	1996	Old Dominion	Durham, N.C.	77-89	L
1995	Delaware	New Orleans, La.	95-50	W	1997	Michigan	Durham, N.C.	64-63	W
1998	Florida State	Durham, N.C.	91-72	W	2006	Vanderbilt	Durham, N.C.	69-48	W
1999	Elon	Elon, N.C.	101-44	W	2008	Michigan	Durham, N.C.	60-45	W
2001	Louisiana Tech	Orlando, Fla.	76-64	W	DECEMBER 8				
2004	Tennessee	Knoxville, Tenn.	59-57	W	1977	Wake Forest	Durham, N.C.	54-55	L
2007	Penn State	State College, Pa.	84-86	L	1979	UNC Asheville	Durham, N.C.	101-53	W
2010	Wisconsin	Madison, Wis.	59-51	W	1980	Wake Forest	Durham, N.C.	98-75	W

DECEMBER 3

1975	St. Augustine	Durham, N.C.	45-65	L	1981	N.C. State	Durham, N.C.	53-70	L
1977	East Carolina	Greenville, N.C.	55-80	L	1984	Maryland	Durham, N.C.	68-58	W
1979	Furman	Spartanburg, S.C.	90-56	W	1990	Southwest Texas State	San Marcos, Texas	68-57	W
1981	North Carolina	Durham, N.C.	47-73	L	1992	East Tennessee State	Durham, N.C.	114-74	W
1983	Eastern Kentucky	Richmond, Ky.	44-46	L	1993	Appalachian State	Boone, N.C.	79-66	W
					1996	Richmond	Richmond, Va.	89-60	W

1998	Hampton	Durham, N.C.	83-47	W	DECEMBER 19			
1999	Virginia Tech	Blacksburg, Va.	70-61	W	1985	Seton Hall	South Orange, N.J.	88-66 W
2001	Georgetown	Washington, D.C.	89-54	W	1998	UNC Asheville	Durham, N.C.	94-27 W
2002	St. Joseph's	Durham, N.C.	82-48	W	2000	Oral Roberts	Cancun, Mexico	62-51 W
2007	Pittsburgh	New York, N.Y.	51-49	W	2005	Ball State	Durham, N.C.	110-24 W
					2006	Bowling Green	Cancun, Mexico	55-46 W
					2008	Southern California	Chicago, Ill.	97-89 W
DECEMBER 9					DECEMBER 20			
1975	Peace	Raleigh, N.C.	48-81	L	1984	Stetson	DeLand, Fla.	67-56 W
1986	Winthrop	Durham, N.C.	80-45	W	1984	Georgetown	Tampa, Fla.	84-49 W
1988	Connecticut	Richmond, Va.	83-69	W	1988	Stanford	Durham, N.C.	76-91 L
1989	William & Mary	Williamsburg, Va.	65-62	W	1992	Appalachian State	Durham, N.C.	79-76 W
2000	Clemson	Clemson, S.C.	75-93	L	1993	Detroit Mercy	Berkeley, Calif.	94-82 W
2010	Albany	Durham, N.C.	83-48	W	1995	Manhattan	Manhattan, N.Y.	73-61 W
DECEMBER 10					1997	UCLA	Durham, N.C.	83-93 L
1980	Virginia	Charlottesville, Va.	57-73	L	1999	Sacramento State	Nassau, Bahamas	81-45 W
1982	Furman	Durham, N.C.	88-51	W	2001	Liberty	Durham, N.C.	95-53 W
1983	Maryland	College Park, Md.	54-81	L	2003	Northwestern State	Natchitoches, La.	105-53 W
1987	East Tennessee State	Durham, N.C.	86-48	W	2004	Ball State	Muncie, Ind.	81-31 W
1988	Virginia Commonwealth	Richmond, Va.	83-76	W	2008	Siena	Chicago, Ill.	86-41 W
1995	Seton Hall	Durham, N.C.	76-66	W				
2006	Texas	Durham, N.C.	80-52	W	DECEMBER 21			
DECEMBER 11					1979	St. John's	Durham, N.C.	55-79 L
1981	Virginia Tech	Durham, N.C.	71-58	W	1984	Georgia Southern	Tampa, Fla.	71-65 W
1982	Baptist	Durham, N.C.	86-37	W	1987	Harvard	Durham, N.C.	86-61 W
1991	UNC Asheville	Durham, N.C.	100-42	W	1990	South Alabama	Tampa, Fla.	76-70 W
1992	UNC Greensboro	Greensboro, N.C.	80-76	W	1993	California	Berkeley, Calif.	66-72 L
1993	McNeese State	Durham, N.C.	103-50	W	1994	Charleston Southern	Durham, N.C.	101-57 W
1999	Seton Hall	South Orange, N.J.	66-52	W	1996	Manhattan	Durham, N.C.	85-36 W
DECEMBER 12					1999	Liberty	Nassau, Bahamas	66-45 W
1978	Virginia Commonwealth	Richmond, Va.	70-57	W	2002	Tulsa	Tulsa, Okla.	90-36 W
1986	Maryland	College Park, Md.	64-65	L	2006	Pittsburgh	Cancun, Mexico	72-51 W
1987	East Carolina	Greenville, N.C.	68-49	W	2007	Bucknell	Durham, N.C.	92-49 W
1998	Temple	Durham, N.C.	112-34	W	2009	Maine	Orono, Maine	75-34 W
2004	Liberty	Durham, N.C.	83-48	W	2010	Xavier	Durham, N.C.	46-45 W
2010	Oklahoma State	Durham, N.C.	73-45	W	DECEMBER 22			
DECEMBER 13					1979	Princeton	Princeton, N.J.	66-61 W
1997	Clemson	Clemson, S.C.	61-72	L	1990	South Florida	Tampa, Fla.	78-62 W
DECEMBER 14					1997	Maryland	Durham, N.C.	65-48 W
1991	UNC Greensboro	Durham, N.C.	87-76	W	2005	Colorado State	Durham, N.C.	99-52 W
2003	Tulsa	Durham, N.C.	90-36	W	DECEMBER 25			
DECEMBER 15					1989	Wagner	Staten Island, N.Y.	66-56 W
2004	Jacksonville State	Durham, N.C.	99-36	W	DECEMBER 27			
2009	Stanford	Palo Alto, Calif.	55-71	L	1985	Washington	Villanova, Pa.	71-83 L
DECEMBER 16					1986	Hofstra	Long Island, N.Y.	82-69 W
2001	UNC Greensboro	Durham, N.C.	90-58	W	1987	California	Berkeley, Calif.	85-57 W
2002	Charleston Southern	Durham, N.C.	106-38	W	1992	Drake	Seattle, Wash.	71-58 W
2008	Stanford	Durham, N.C.	56-52	W	2001	Tennessee	Atlanta, Ga.	68-89 L
DECEMBER 17					2002	Detroit Mercy	South Padre Island, Texas	92-52 W
2000	Arkansas State	Cancun, Mexico	69-45	W	DECEMBER 28			
DECEMBER 18					1985	Cheyney	Villanova, Pa.	100-56 W
1985	Rider	Lawrenceville, N.J.	79-36	W	1989	Hofstra	Staten Island, N.Y.	86-48 W
1989	Old Dominion	Norfolk, Va.	78-92	L	1990	Xavier	Durham, N.C.	73-78 L
1990	Charleston	Durham, N.C.	82-54	W	1991	Purdue	West Lafayette, Ind.	58-74 W
1994	Princeton	Durham, N.C.	67-64	W	1992	Washington	Seattle, Wash.	48-72 L
1995	West Virginia	Morgantown, W.V.	84-64	W	1994	James Madison	Philadelphia, Pa.	75-63 W
2002	Florida International	Durham, N.C.	106-58	W	1996	Rutgers	Greensboro, N.C.	74-36 W
2004	Purdue	Indianapolis, Ind.	66-48	W	1997	Kent State	Gainesville, Fla.	69-57 W
2007	Utah Valley	Durham, N.C.	95-61	W	1998	UCLA	Durham, N.C.	85-80 W
2009	James Madison	Durham, N.C.	79-65	W	1999	George Mason	Durham, N.C.	95-56 W
					2003	Hampton	Los Angeles, Calif.	90-59 W
					2005	St. John's	San Diego, Calif.	119-52 W
					2007	Houston	Houston, Texas	84-68 W
					2008	Quinnipiac	Durham, N.C.	78-50 W
					2009	N.C. Central	Durham, N.C.	117-28 W

DECEMBER 29

1983	Providence	Miami, Fla.	64-65	L
1986	St. John's	Jamaica, N.Y.	80-63	W
1987	San Jose State	San Jose, Calif.	86-47	W
1988	Tulane	New Orleans, La.	80-72	W
1991	Kent State	West Lafayette, Ind.	84-79	W
1994	St. Joseph's	Philadelphia, Pa.	67-64	W
1995	Kentucky	Greensboro, N.C.	73-54	W
1996	George Washington	Greensboro, N.C.	48-54	L
1997	Florida	Gainesville, Fla.	63-70	L
2002	Iowa State	South Padre Island, Texas	88-59	W
2003	Loyola Marymount	Los Angeles, Calif.	81-53	W
2004	Rhode Island	Auburn, Ala.	89-63	W
2006	Dartmouth	Hanover, N.H.	77-40	W

DECEMBER 30

1982	Virginia	Durham, N.C.	73-63	W
1983	Seton Hall	Miami, Fla.	67-74	L
1985	Indiana State	Durham, N.C.	94-40	W
1986	Kentucky	Jamaica, N.Y.	68-63	W
1987	Purdue	San Jose, Calif.	76-71	W
1988	Southeastern Louisiana	Hammond, La.	82-71	W
1995	Syracuse	Greensboro, N.C.	84-40	W
1999	Georgetown	Durham, N.C.	68-53	W
2000	Iowa State	Durham, N.C.	81-63	W
2001	Georgia Tech	Atlanta, Ga.	76-60	W
2005	San Diego	San Diego, Calif.	119-52	W
2006	Boston University	Hanover, N.H.	72-42	W
2010	Temple	Durham, N.C.	71-64	W

DECEMBER 31

1984	Clemson	Durham, N.C.	84-76	W
1989	Seton Hall	South Orange, N.J.	72-65	W
1993	N.C. State	Durham, N.C.	69-66	W
2008	Providence	Providence, R.I.	66-49	W
2009	Temple	Philadelphia, Pa.	70-62	W

JANUARY 1

1984	Florida International	Miami, Fla.	56-83	L
1995	Manhattan	Durham, N.C.	101-71	W

JANUARY 2

1981	Cincinnati	Cincinnati, Ohio	64-86	L
1987	East Carolina	Durham, N.C.	84-70	W
1988	Boston University	Durham, N.C.	73-58	W
1989	Clemson	Clemson, S.C.	55-69	L
1991	Wisconsin-Green Bay	Durham, N.C.	70-59	W
1994	Wake Forest	Winston-Salem, N.C.	56-50	W
1998	Wake Forest	Winston-Salem, N.C.	73-60	W
2001	Wake Forest	Durham, N.C.	81-56	W
2002	Maryland	Durham, N.C.	90-74	W
2006	Wake Forest	Durham, N.C.	100-54	W

JANUARY 3

1981	Dayton	Dayton, Ohio	78-99	L
1982	Maryland	Durham, N.C.	52-65	L
1983	Georgia Tech	Atlanta, Ga.	55-43	W
1990	Radford	Durham, N.C.	72-65	W
1992	Georgia Tech	Durham, N.C.	80-76	W
1993	Florida State	Durham, N.C.	72-84	L
1997	Florida State	Durham, N.C.	87-46	W
2000	Maryland	College Park, Md.	79-61	W
2004	Connecticut	Storrs, Conn.	68-67	W
2007	Miami	Durham, N.C.	72-42	W
2008	N.C. Central	Durham, N.C.	82-29	W
2010	Providence	Durham, N.C.	88-63	W

JANUARY 4

1986	Radford	Durham, N.C.	86-72	W
------	---------	--------------	-------	---

1987	Old Dominion	Durham, N.C.	63-56	W
1988	Clemson	Durham, N.C.	68-61	W
1995	N.C. State	Durham, N.C.	91-70	W
1996	N.C. State	Raleigh, N.C.	73-75	W
1998	Georgia Tech	Durham, N.C.	87-56	W
1999	Virginia	Durham, N.C.	84-68	W
2005	Holy Cross	Durham, N.C.	101-42	W
2011	Kentucky	Durham, N.C.	54-48	W

JANUARY 5

1980	Colorado	Durham, N.C.	64-78	L
1981	Xavier	Cincinnati, Ohio	74-46	W
1985	Virginia	Durham, N.C.	58-75	W
1990	Maryland	College Park, Md.	60-68	L
1991	Virginia	Durham, N.C.	56-92	L
1994	East Carolina	Greenville, N.C.	110-69	W
2004	Florida State	Durham, N.C.	79-66	W
2006	Florida State	Durham, N.C.	87-68	W
2008	Miami	Miami, Fla.	84-72	W
2009	Temple	Durham, N.C.	87-52	W

JANUARY 6

1983	Manhattan	Manhattan, N.Y.	64-69	L
1993	Loyola (MD)	Durham, N.C.	61-52	W
1997	Virginia	Charlottesville, Va.	55-62	L
2002	Wake Forest	Durham, N.C.	91-46	W
2003	Clemson	Durham, N.C.	69-53	W
2011	Maryland	Durham, N.C.	71-64	W

JANUARY 7

1983	Wagner	Staten Island, N.Y.	87-56	W
1984	Georgia Tech	Atlanta, Ga.	74-72	W
1986	North Carolina	Durham, N.C.	79-78	W
1987	North Carolina	Chapel Hill, N.C.	68-76	L
1989	Virginia	Charlottesville, Va.	66-78	L
1992	N.C. State	Raleigh, N.C.	73-69	W
1999	Georgia Tech	Durham, N.C.	113-46	W
2007	Virginia Tech	Blacksburg, Va.	86-54	W
2010	Clemson	Clemson, S.C.	67-41	W

JANUARY 8

1981	Manhattan	Durham, N.C.	74-54	W
1982	Stetson	DeLand, Fla.	79-59	W
1985	North Carolina	Durham, N.C.	63-62	W
1995	Maryland	College Park, Md.	80-62	W
1996	Virginia	Durham, N.C.	60-61	L
2001	Florida State	Tallahassee, Fla.	73-60	W
2004	Georgia Tech	Atlanta, Ga.	77-45	W
2006	Maryland	College Park, Md.	86-68	W

JANUARY 9

1980	Clemson	Clemson, S.C.	56-111	L
1982	Georgia Southern	Durham, N.C.	58-64	L
1988	Maryland	College Park, Md.	73-83	L
1991	N.C. State	Raleigh, N.C.	84-96	L
1993	Virginia	Charlottesville, Va.	57-76	L
1997	Wake Forest	Durham, N.C.	82-70	W
2000	Georgia Tech	Atlanta, Ga.	64-45	W
2003	Virginia	Charlottesville, Va.	60-59	W
2005	Virginia Tech	Durham, N.C.	88-67	W
2009	Miami	Durham, N.C.	73-58	W

JANUARY 10

1979	Catawba	Durham, N.C.	82-33	W
1981	Maryland	College Park, Md.	68-85	L
1987	Brigham Young	Durham, N.C.	80-60	W
1989	North Carolina	Chapel Hill, N.C.	92-93	L (OT)
1990	N.C. State	Durham, N.C.	87-103	L
1992	Clemson	Durham, N.C.	72-107	L
1995	Virginia	Charlottesville, Va.	62-78	L

GAMES BY DATE

2011-12 WOMEN'S BASKETBALL MEDIA GUIDE

2002	Clemson	Clemson, S.C.	81-58	W	1990	Virginia	Durham, N.C.	84-74	W
2007	Georgia Tech	Durham, N.C.	83-51	W	1993	Maryland	Durham, N.C.	51-82	L
2010	Wake Forest	Durham, N.C.	65-51	W	1994	Florida State	Durham, N.C.	66-60	W
JANUARY 11					1995	Wake Forest	Durham, N.C.	76-58	W
1978	Clemson	Clemson, S.C.	59-118	L	1998	Florida State	Durham, N.C.	96-76	W
1980	Connecticut	Durham, N.C.	69-81	L	2000	Clemson	Durham, N.C.	60-51	W
1983	North Carolina	Durham, N.C.	68-84	L	2003	Wake Forest	Durham, N.C.	71-61	W
1984	North Carolina	Chapel Hill, N.C.	63-72	L	2006	Holy Cross	Worcester, Mass.	84-36	W
1986	Georgia Tech	Atlanta, Ga.	78-69	W	2009	Virginia Tech	Blacksburg, Va.	57-52	W
1996	Maryland	Durham, N.C.	57-53	W	2011	Virginia Tech	Blacksburg, Va.	57-43	W
1999	Wake Forest	Winston-Salem, N.C.	74-59	W	JANUARY 17				
2001	Georgia Tech	Durham, N.C.	86-83	W	1984	Clemson	Clemson, S.C.	73-79	L
2004	North Carolina	Durham, N.C.	79-57	W	1987	Maryland	Durham, N.C.	70-63	W
2006	Georgia Tech	Atlanta, Ga.	67-59	W	1989	N.C. State	Durham, N.C.	68-75	L
2008	Florida State	Durham, N.C.	70-38	W	1996	Georgia Tech	Durham, N.C.	78-66	W
JANUARY 12					1999	N.C. State	Raleigh, N.C.	67-62	W
1980	Georgia State	Durham, N.C.	57-68	L	2005	Georgia Tech	Durham, N.C.	82-59	W
1982	Wake Forest	Winston-Salem, N.C.	75-52	W	JANUARY 18				
1985	Georgia Tech	Atlanta, Ga.	65-58	W	1979	Maryland	College Park, Md.	55-82	L
1988	Wake Forest	Winston-Salem, N.C.	57-58	L	1980	Maryland	Durham, N.C.	63-82	L
1991	Old Dominion	Durham, N.C.	70-62	W	1983	Maryland	Durham, N.C.	49-72	L
1994	N.C. State	Raleigh, N.C.	70-71	L	1986	Virginia	Durham, N.C.	76-90	L
1997	Maryland	College Park, Md.	64-68	L	1991	Wake Forest	Durham, N.C.	65-52	W
1998	North Carolina	Chapel Hill, N.C.	74-83	L	1992	Wake Forest	Winston-Salem, N.C.	73-59	W
2009	Maryland	Durham, N.C.	68-65	W	1995	Georgia Tech	Atlanta, Ga.	80-71	W
JANUARY 13					1997	North Carolina	Durham, N.C.	73-87	L
1976	North Carolina	Chapel Hill, N.C.	53-85	L	2001	N.C. State	Durham, N.C.	62-59	W
1979	Georgia Tech	Durham, N.C.	70-55	W	2004	Virginia	Charlottesville, Va.	63-52	W
1986	Clemson	Clemson, S.C.	93-77	W	2007	N.C. State	Raleigh, N.C.	66-51	W
1990	Georgia Tech	Durham, N.C.	72-68	W	2010	Connecticut	Durham, N.C.	48-81	W
1993	N.C. State	Raleigh, N.C.	60-77	L	JANUARY 19				
2000	Wake Forest	Durham, N.C.	82-48	W	1977	Wake Forest	Winston-Salem, N.C.	52-57	L
2002	N.C. State	Raleigh, N.C.	73-68	W	1978	N.C. State	Raleigh, N.C.	43-125	L
2003	Georgia Tech	Atlanta, Ga.	79-59	W	1980	Virginia Commonwealth	Durham, N.C.	64-58	W
2007	Maryland	Durham, N.C.	81-62	W	1981	East Carolina	Greenville, N.C.	69-79	L
JANUARY 14					1982	North Carolina	Chapel Hill, N.C.	59-93	L
1978	Maryland	Durham, N.C.	47-117	L	1985	Wake Forest	Durham, N.C.	55-59	L
1981	Wake Forest	Winston-Salem, N.C.	76-61	W	1988	N.C. State	Raleigh, N.C.	85-97	L
1983	San Diego State	Durham, N.C.	82-68	W	1993	North Carolina	Chapel Hill, N.C.	54-66	L
1984	Pennsylvania	Durham, N.C.	74-47	W	1994	North Carolina	Durham, N.C.	68-79	L
1985	Clemson	Clemson, S.C.	76-70	W	1998	N.C. State	Raleigh, N.C.	75-61	W
1987	Wake Forest	Winston-Salem, N.C.	72-73	L	2005	Wake Forest	Winston-Salem, N.C.	99-86	W
1989	Maryland	Durham, N.C.	86-87	L	2006	N.C. State	Durham, N.C.	77-57	W
1994	Georgia Tech	Durham, N.C.	77-59	W	2009	N.C. State	Raleigh, N.C.	61-58	W (OT)
1996	Wake Forest	Winston-Salem, N.C.	74-64	W	JANUARY 20				
1999	Clemson	Durham, N.C.	86-77	W	1976	East Carolina	Durham, N.C.	31-72	L
2001	Maryland	College Park, Md.	75-64	W	1978	Virginia Commonwealth	Richmond, Va.	65-59	W
2005	Virginia	Charlottesville, Va.	87-65	W	1979	N.C. State	Durham, N.C.	44-99	L
2006	Boston College	Boston, Mass.	66-52	W	1984	Wake Forest	Durham, N.C.	66-57	W
2008	Maryland	College Park, Md.	70-85	L	1990	North Carolina	Durham, N.C.	90-88	W
2010	Miami	Coral Gables, Fla.	69-62	W	2000	N.C. State	Raleigh, N.C.	75-80	L (OT)
2011	Florida State	Tallahassee, Fla.	87-70	W	2002	Virginia	Durham, N.C.	86-69	W
JANUARY 15					2003	North Carolina	Durham, N.C.	78-67	W (OT)
1976	N.C. Central	Durham, N.C.	36-64	L	2008	N.C. State	Durham, N.C.	71-57	W
1982	James Madison	Greenville, N.C.	75-76	L	JANUARY 21				
1988	Georgia Tech	Durham, N.C.	77-71	W (OT)	1977	Elon College	Durham, N.C.	47-48	L
1991	North Carolina	Durham, N.C.	78-72	W	1980	Georgia Tech	Atlanta, Ga.	72-71	W
1992	North Carolina	Chapel Hill, N.C.	54-58	L	1986	N.C. State	Durham, N.C.	70-66	W
1997	N.C. State	Raleigh, N.C.	73-86	L	1987	N.C. State	Durham, N.C.	79-86	L
JANUARY 16					1989	Old Dominion	Durham, N.C.	70-77	L
1979	unc Greensboro	Greensboro, N.C.	65-51	W	1991	Maryland	Durham, N.C.	63-74	L
1980	Wake Forest	Durham, N.C.	71-68	W	1992	Florida State	Tallahassee, Fla.	55-67	L
1982	Campbell	Greenville, N.C.	83-64	W	2010	Virginia Tech	Durham, N.C.	69-38	W
					2011	Georgia Tech	Durham, N.C.	69-32	W

GAMES BY DATE

2011-12 WOMEN'S BASKETBALL MEDIA GUIDE

JANUARY 22

1976	Campbell	Buies Creek, N.C.	55-73	L
1983	Richmond	Durham, N.C.	77-65	W
1985	N.C. State	Raleigh, N.C.	62-68	L
1999	North Carolina	Chapel Hill, N.C.	93-71	W
2001	Virginia	Charlottesville, Va.	71-68	W
2004	Maryland	Durham, N.C.	78-48	W
2007	Tennessee	Knoxville, Tenn.	74-70	W

JANUARY 23

1980	Virginia	Durham, N.C.	65-63	W
1982	Clemson	Clemson, S.C.	59-84	L
1988	Virginia	Durham, N.C.	49-72	L
1993	Radford	Radford, Va.	59-58	W
1994	Clemson	Clemson, S.C.	74-67	W
1998	Virginia	Durham, N.C.	93-66	W
2003	Maryland	Durham, N.C.	101-52	W
2006	Tennessee	Durham, N.C.	75-53	W
2011	N.C. State	Raleigh, N.C.	65-64	W

JANUARY 24

1978	North Carolina	Chapel Hill, N.C.	68-87	L
1979	Virginia	Charlottesville, Va.	61-68	L
1981	Virginia Tech	Blacksburg, Va.	55-66	L
1984	N.C. State	Durham, N.C.	62-86	L
1987	Virginia	Charlottesville, Va.	43-71	L
1989	Wake Forest	Durham, N.C.	69-72	L
1990	Wake Forest	Winston-Salem, N.C.	63-72	L
1992	Maryland	Durham, N.C.	54-80	L
1996	North Carolina	Chapel Hill, N.C.	86-85	W
1997	Clemson	Durham, N.C.	70-61	W
2000	Florida State	Tallahassee, Fla.	59-54	W
2002	North Carolina	Durham, N.C.	102-82	W
2004	Tennessee	Durham, N.C.	69-72	L
2005	North Carolina	Chapel Hill, N.C.	51-56	L
2008	Georgia Tech	Atlanta, Ga.	73-47	W
2010	Maryland	College Park, Md.	58-57	W

JANUARY 25

1977	UNC Charlotte	Durham, N.C.	64-60	W
1982	Stetson	Durham, N.C.	70-44	W
1985	Georgia Tech	Durham, N.C.	75-67	W
1993	Wake Forest	Durham, N.C.	60-64	L
1994	Virginia	Durham, N.C.	66-87	L
1995	North Carolina	Durham, N.C.	74-72	W
1998	Clemson	Durham, N.C.	78-59	W
1999	Florida State	Tallahassee, Fla.	92-75	W
2001	North Carolina	Chapel Hill, N.C.	92-85	W (OT)
2007	Florida State	Tallahassee, Fla.	73-60	W
2009	Georgia Tech	Durham, N.C.	60-34	W

JANUARY 26

1976	N.C. Central	Durham, N.C.	43-44	L
1978	UNC Greensboro	Durham, N.C.	63-81	L
1979	Peace	Durham, N.C.	90-75	W
1983	N.C. State	Raleigh, N.C.	55-71	L
1987	Georgia Tech	Durham, N.C.	85-66	W
1991	Georgia Tech	Atlanta, Ga.	93-79	W
2003	Florida State	Durham, N.C.	81-63	W
2006	Clemson	Clemson, S.C.	97-65	W
2011	Clemson	Durham, N.C.	92-37	W

JANUARY 27

1982	Virginia	Durham, N.C.	80-63	W
1986	Princeton	Durham, N.C.	77-35	W
1988	North Carolina	Durham, N.C.	65-66	L
1990	Georgia Tech	Atlanta, Ga.	74-78	L
1996	Florida State	Tallahassee, Fla.	61-47	W
1997	Georgia Tech	Atlanta, Ga.	83-58	W

2000	North Carolina	Durham, N.C.	101-58	W
2002	Florida State	Tallahassee, Fla.	102-80	W
2005	Maryland	Durham, N.C.	60-57	W

JANUARY 28

1977	Virginia Commonwealth	Durham, N.C.	48-49	L
1978	Appalachian State	Boone, N.C.	60-87	L
1980	Peace	Durham, N.C.	83-60	W
1984	Richmond	Richmond, Va.	81-71	W
1989	Georgia Tech	Durham, N.C.	94-97	L
1991	Clemson	Clemson, S.C.	49-63	L
1994	Clemson	Durham, N.C.	82-90	L
1995	Florida State	Tallahassee, Fla.	75-71	W
2001	Clemson	Durham, N.C.	92-42	W
2008	Tennessee	Durham, N.C.	69-67	W

JANUARY 29

1976	N.C. State	Durham, N.C.	37-67	L
1979	Wake Forest	Durham, N.C.	77-66	W
1981	North Carolina	Durham, N.C.	65-77	L
1983	Clemson	Durham, N.C.	95-81	W
1985	Richmond	Durham, N.C.	73-46	W
1990	Clemson	Clemson, S.C.	49-64	L
1993	Georgia Tech	Durham, N.C.	80-86	L(OT)
2003	N.C. State	Raleigh, N.C.	54-44	W
2006	North Carolina	Durham, N.C.	70-74	L
2007	Virginia Tech	Durham, N.C.	75-65	W
2009	Florida State	Tallahassee, Fla.	75-82	L(OT)
2010	Florida State	Durham, N.C.	73-43	W

JANUARY 30

1982	Appalachian State	Boone, N.C.	75-60	W
1988	Georgia Tech	Atlanta, Ga.	80-71	W
1998	Maryland	College Park, Md.	53-54	L
2000	Virginia	Charlottesville, Va.	49-61	L
2004	N.C. State	Durham, N.C.	75-56	W
2005	N.C. State	Raleigh, N.C.	52-49	W

JANUARY 31

1979	UNC Greensboro	Durham, N.C.	64-52	W
1981	UNC Asheville	Durham, N.C.	85-54	W
1983	Georgia Tech	Durham, N.C.	80-40	W
1987	Wake Forest	Winston-Salem, N.C.	84-63	W
1989	Richmond	Richmond, Va.	70-87	L
1993	Clemson	Clemson, S.C.	63-88	L
1996	Clemson	Durham, N.C.	74-63	W
2002	Georgia Tech	Durham, N.C.	86-50	W
2011	Connecticut	Storrs, Conn.	51-87	L

FEBRUARY 1

1977	N.C. State	Durham, N.C.	35-87	L
1984	Wake Forest	Winston-Salem, N.C.	58-73	L
1986	Virginia	Durham, N.C.	67-81	L
1988	Clemson	Clemson, S.C.	65-78	L
1991	Maryland	College Park, Md.	45-44	W
1992	Virginia	Durham, N.C.	54-81	L
1994	Wake Forest	Durham, N.C.	60-51	W
1995	Clemson	Clemson, S.C.	64-78	L
1999	Maryland	Durham, N.C.	72-54	W
2001	Wake Forest	Winston-Salem, N.C.	66-58	W
2003	Connecticut	Durham, N.C.	65-77	L
2008	Virginia Tech	Durham, N.C.	85-50	W

FEBRUARY 2

1978	N.C. State	Durham, N.C.	36-86	L
1980	Appalachian State	Durham, N.C.	88-70	W
1981	Clemson	Durham, N.C.	54-67	L
1983	Wake Forest	Winston-Salem, N.C.	76-58	W
1985	Virginia	Charlottesville, Va.	66-74	L
1996	N.C. State	Durham, N.C.	74-80	L

1997	Florida State	Tallahassee, Fla.	77-70	W	1984	Maryland	Durham, N.C.	63-64	L
1998	Wake Forest	Durham, N.C.	79-55	W	1986	Clemson	Durham, N.C.	80-76	W
2002	Maryland	College Park, Md.	66-55	W	1989	Clemson, N.C.	Durham, N.C.	50-71	L
2004	Clemson	Clemson, S.C.	78-60	W	1992	Florida State	Durham, N.C.	53-61	L
2007	Virginia	Charlottesville, Va.	76-61	W	1996	Wake Forest	Durham, N.C.	85-66	W
2009	Boston College	Durham, N.C.	69-58	W	2001	Florida State	Durham, N.C.	69-71	L
FEBRUARY 3					2007	North Carolina	Chapel Hill, N.C.	64-53	W
1976	Campbell	Durham, N.C.	69-72	L	2010	North Carolina	Durham, N.C.	79-51	W
1977	Campbell	Buies Creek, N.C.	63-78	L	FEBRUARY 9				
1987	N.C. State	Raleigh, N.C.	76-69	W	1978	Maryland	Charlottesville, Va.	39-103	L
1990	Wake Forest	Durham, N.C.	66-61	W	1987	Clemson	Clemson, S.C.	76-79	L
2000	Maryland	Durham, N.C.	62-63	L	1991	Virginia	Charlottesville, Va.	61-86	L
2005	Miami	Coral Gables, Fla.	72-63	W	1993	N.C. State	Durham, N.C.	82-65	W
2011	Boston College	Durham, N.C.	66-53	W	1994	Western Carolina	Durham, N.C.	117-44	W
FEBRUARY 4					1997	Maryland	Durham, N.C.	66-57	W
1978	UNC Charlotte	Charlotte, N.C.	66-72	L	2009	North Carolina	Chapel Hill, N.C.	60-75	L
1984	Virginia	Charlottesville, Va.	55-82	L	FEBRUARY 10				
1989	Maryland	College Park, Md.	64-100	L	1982	N.C. State	Raleigh, N.C.	61-81	L
1999	Virginia	Charlottesville, Va.	66-56	L	1988	Old Dominion	Norfolk, Va.	83-81	W
2004	Florida State	Tallahassee, Fla.	74-80	L	1990	Virginia	Charlottesville, Va.	62-86	L
2008	North Carolina	Durham, N.C.	76-93	L	1996	Virginia	Charlottesville, Va.	72-69	W
2010	Boston College	Boston, Mass.	57-61	L	2002	Clemson	Durham, N.C.	77-69	W
FEBRUARY 5					2003	Virginia	Durham, N.C.	75-48	W
1977	Shaw	Durham, N.C.	59-76	L	2006	Virginia	Durham, N.C.	88-65	W
1979	Clemson	Durham, N.C.	58-94	L	2008	Wake Forest	Durham, N.C.	71-36	W
1980	UNC Wilmington	Wilmington, N.C.	67-68	L	FEBRUARY 11				
1982	North Georgia	Dahlonega, Ga.	74-62	W	1977	Western Carolina	Cullowhee, N.C.	45-77	L
1983	Virginia	Charlottesville, Va.	63-66	W	1980	UNC Greensboro	Greensboro, N.C.	82-74	W
1986	N.C. State	Raleigh, N.C.	86-102	L	1984	Georgia Tech	Durham, N.C.	69-61	W
1992	Loyola (MD)	Durham, N.C.	109-59	W	1989	Virginia	Durham, N.C.	81-99	L
1993	Maryland	College Park, Md.	71-90	L	1999	Wake Forest	Durham, N.C.	86-48	W
1994	Maryland	College Park, Md.	50-67	L	2000	Georgia Tech	Durham, N.C.	83-51	W
1995	N.C. State	Raleigh, N.C.	55-71	L	2007	Wake Forest	Winston-Salem, N.C.	77-45	W
1996	Maryland	College Park, Md.	52-63	L	2010	N.C. State	Durham, N.C.	70-39	W
1998	Georgia Tech	Atlanta, Ga.	58-55	W	2011	Wake Forest	Winston-Salem, N.C.	82-39	W
2007	Clemson	Durham, N.C.	105-53	W	FEBRUARY 12				
2009	Virginia	Charlottesville, Va.	81-67	W	1977	N.C. Central	Durham, N.C.	47-52	L
FEBRUARY 6					1979	Davidson	Durham, N.C.	78-25	W
1978	East Carolina	Durham, N.C.	66-70	L	1981	Maryland	Clemson, S.C.	49-72	L
1981	Georgia Tech	Durham, N.C.	74-51	W	1985	North Carolina	Chapel Hill, N.C.	68-88	L
1982	Georgia Tech	Atlanta, Ga.	61-64	L	1986	North Carolina	Chapel Hill, N.C.	86-79	W
1985	Maryland	College Park, Md.	63-60	W	1987	Richmond, Va.	Richmond, Va.	68-52	W
1988	Notre Dame	Durham, N.C.	66-78	L	1992	North Carolina	Durham, N.C.	64-69	L
1991	N.C. State	Durham, N.C.	63-98	W	1994	Virginia	Charlottesville, Va.	60-73	L
1997	Wake Forest	Winston-Salem, N.C.	81-58	W	1995	Virginia	Durham, N.C.	61-67	L
2003	Clemson	Clemson, S.C.	61-49	W	1997	N.C. State	Raleigh, N.C.	96-95	W (OT)
2005	Florida State	Durham, N.C.	75-64	W	1998	North Carolina	Durham, N.C.	83-70	W
2006	Virginia Tech	Blacksburg, Va.	73-62	W	2001	Georgia Tech	Atlanta, Ga.	74-54	W
FEBRUARY 7					2004	Wake Forest	Durham, N.C.	80-55	W
1976	Elon	Elon, N.C.	43-82	L	FEBRUARY 12				
1981	Furman	Durham, N.C.	89-48	W	1977	N.C. Central	Durham, N.C.	47-52	L
1987	Georgia Tech	Atlanta, Ga.	86-72	W	1979	Davidson	Durham, N.C.	78-25	W
1990	N.C. State	Raleigh, N.C.	61-80	L	1981	Maryland	Clemson, S.C.	49-72	L
1995	Maryland	Durham, N.C.	67-63	W	1985	North Carolina	Chapel Hill, N.C.	68-88	L
1999	Georgia Tech	Atlanta, Ga.	74-73	W	1986	North Carolina	Chapel Hill, N.C.	86-79	W
2002	Wake Forest	Winston-Salem, N.C.	83-60	W	1987	Richmond, Va.	Richmond, Va.	68-52	W
2004	Georgia Tech	Durham, N.C.	81-41	W	1992	North Carolina	Durham, N.C.	64-69	L
2008	Boston College	Boston, Mass.	51-41	W	1994	Virginia	Charlottesville, Va.	60-73	L
2011	North Carolina	Chapel Hill, N.C.	60-62	L	1995	Virginia	Durham, N.C.	61-67	L
FEBRUARY 8					1997	N.C. State	Raleigh, N.C.	96-95	W (OT)
1977	Shaw	Raleigh, N.C.	51-89	L	1998	North Carolina	Durham, N.C.	83-70	W
1979	Clemson	Raleigh, N.C.	56-81	L	2001	Georgia Tech	Atlanta, Ga.	74-54	W
1980	North Carolina	College Park, Md.	63-85	L	2004	Wake Forest	Durham, N.C.	80-55	W
FEBRUARY 13					FEBRUARY 14				
1982	UNC Asheville	Asheville, N.C.	60-45	W	1976	Elon	Durham, N.C.	47-50	L
1983	Maryland	College Park, Md.	68-89	L	1980	UNC Charlotte	Durham, N.C.	66-61	W
1988	Maryland	Durham, N.C.	81-73	W					
1993	Virginia	Durham, N.C.	61-97	L					
2003	Georgia Tech	Durham, N.C.	82-43	W					
2005	Maryland	College Park, Md.	60-49	W					
2006	Maryland	Durham, N.C.	90-80	W					
2008	Clemson	Clemson, S.C.	83-54	W					
2009	Clemson	Durham, N.C.	77-53	W					
2011	Boston College	Durham, N.C.	66-53	W					

GAMES BY DATE

2011-12 WOMEN'S BASKETBALL MEDIA GUIDE

1987	Northern Illinois	Durham, N.C.	85-68	W	FEBRUARY 20				
1990	UNC Charlotte	Durham, N.C.	65-49	W	1978	Davidson	Davidson, N.C.	61-62	L
1999	Clemson	Clemson, S.C.	75-80	L	1979	North Carolina	Chapel Hill, N.C.	54-69	L
2000	Wake Forest	Winston-Salem, N.C.	69-38	W	1988	North Carolina	Chapel Hill, N.C.	64-68	L
2004	North Carolina	Chapel Hill, N.C.	89-79	W	1995	Clemson	Durham, N.C.	82-88	L (2 OT)
2010	Virginia Tech	Blacksburg, Va.	65-53	W	2003	North Carolina	Durham, N.C.	97-63	W
					2005	Georgia Tech	Atlanta, Ga.	73-55	W
					2011	Virginia Tech	Durham, N.C.	90-40	W
					FEBRUARY 21				
FEBRUARY 15					1977	Elon	Elon, N.C.	38-74	L
1985	Virginia Commonwealth	Durham, N.C.	86-62	W	1982	UNC Wilmington	Wilmington, N.C.	57-59	L
1986	Wake Forest	Winston-Salem, N.C.	76-59	W	1984	N.C. State	Raleigh, N.C.	74-73	W (OT)
1989	North Carolina	Durham, N.C.	74-72	W	1987	Virginia	Durham, N.C.	77-76	W
1992	Virginia	Charlottesville, Va.	48-93	L	1989	N.C. State	Raleigh, N.C.	78-92	L
1993	Clemson	Durham, N.C.	67-65	W	1990	North Carolina	Chapel Hill, N.C.	56-58	L
1998	Florida State	Tallahassee, Fla.	79-67	W	1997	North Carolina	Chapel Hill, N.C.	61-81	L
2001	Maryland	Durham, N.C.	75-54	W	1999	North Carolina	Durham, N.C.	88-78	W
2007	Boston College	Durham, N.C.	73-52	W	2000	Clemson	Clemson, S.C.	59-44	W
					2002	Florida State	Durham, N.C.	88-55	W
					2010	Maryland	Durham, N.C.	71-59	W
					FEBRUARY 22				
FEBRUARY 16					1979	East Carolina	Boone, N.C.	46-69	L
1977	N.C. Central	Durham, N.C.	58-53	W	1980	North Carolina	Raleigh, N.C.	59-83	L
1978	Appalachian State	Durham, N.C.	68-75	L	1983	N.C. State	Durham, N.C.	81-102	L
1979	Appalachian State	Boone N.C.	64-85	W	1986	Maryland	Durham, N.C.	67-72	L
1982	East Carolina	Durham, N.C.	57-79	L	1991	Clemson	Durham, N.C.	59-67	L
1984	North Carolina	Durham, N.C.	80-67	W	1992	Maryland	College Park, Md.	69-74	L
1988	Wake Forest	Durham, N.C.	59-62	L	1994	North Carolina	Chapel Hill, N.C.	58-70	L
1995	Wake Forest	Winston-Salem, N.C.	78-66	W	1998	Virginia	Charlottesville, Va.	85-78	W (OT)
1997	Clemson	Clemson, S.C.	69-72	L	2001	Virginia	Durham, N.C.	76-53	W
2009	Tennessee	Knoxville, Tenn.	62-54	W	2004	Maryland	College Park, Md.	72-59	W
					2006	Virginia Tech	Durham, N.C.	93-51	W
					2008	Virginia Tech	Blacksburg, Va.	72-60	W
					2009	Maryland	College Park, Md.	59-77	L
					FEBRUARY 23				
FEBRUARY 17					1980	East Carolina	Raleigh, N.C.	65-99	L
1979	Western Carolina	Cullowhee, N.C.	78-89	L	1981	Appalachian State	Boone, N.C.	69-46	W
1983	North Carolina	Chapel Hill, N.C.	65-82	L	1985	UNC Wilmington	Wilmington, N.C.	96-86	W
1986	UNC Asheville	Durham, N.C.	95-41	W	1987	North Carolina	Durham, N.C.	67-83	L
1996	Georgia Tech	Atlanta, Ga.	70-55	W	1993	North Carolina	Durham, N.C.	63-84	L
2000	N.C. State	Durham, N.C.	70-64	W	1996	North Carolina	Durham, N.C.	61-58	W
2003	Wake Forest	Winston-Salem, N.C.	83-41	W					
2005	Clemson	Durham, N.C.	72-48	W	FEBRUARY 24				
2008	Maryland	Durham, N.C.	69-76	L	1977	Campbell	High Point, N.C.	50-61	L
2011	Maryland	College Park, Md.	47-69	L	1978	North Carolina	Durham, N.C.	72-80	L
					1988	N.C. State	Durham, N.C.	68-66	W
					1991	Georgia Tech	Durham, N.C.	89-76	W
					2000	Florida State	Durham, N.C.	87-52	W
					2002	North Carolina	Chapel Hill, N.C.	90-75	W
					2005	Miami	Durham, N.C.	95-61	W
					2008	Virginia	Durham, N.C.	78-70	W
					2011	Virginia	Charlottesville, N.C.	71-48	W
					FEBRUARY 25				
FEBRUARY 18					1983	Appalachian State	Durham, N.C.	89-51	W
1978	Western Carolina	Durham, N.C.	56-93	L	1984	UNC Wilmington	Durham, N.C.	87-69	W
1981	North Carolina	Chapel Hill, N.C.	47-77	L	1989	Georgia Tech	Atlanta, Ga.	78-71	W
1984	Campbell	Durham, N.C.	89-64	W	1994	Florida State	Tallahassee, Fla.	73-78	L
1990	Maryland	Durham, N.C.	58-62	L	1995	North Carolina	Chapel Hill, N.C.	57-82	L
1992	N.C. State	Durham, N.C.	67-87	L	2006	North Carolina	Chapel Hill, N.C.	65-77	L
1994	Maryland	Durham, N.C.	62-60	W	2007	North Carolina	Durham, N.C.	67-62	W
1995	Georgia Tech	Durham, N.C.	77-68	W	2009	Wake Forest	Winston-Salem, N.C.	83-50	W
1999	N.C. State	Durham, N.C.	75-67	W					
2001	N.C. State	Raleigh, N.C.	55-69	L	FEBRUARY 26				
2002	N.C. State	Durham, N.C.	81-54	W	1982	N.C. State	Raleigh, N.C.	55-69	L
2007	Maryland	College Park, Md.	69-57	W	1990	Clemson	Fayetteville, N.C.	68-77	L
FEBRUARY 19									
1977	Campbell	Durham, N.C.	48-66	L					
1980	Guilford	Greensboro, N.C.	82-69	W					
1982	Appalachian State	Durham, N.C.	85-73	W					
1983	UNC Charlotte	Charlotte, N.C.	66-73	L					
1985	N.C. State	Durham, N.C.	72-73	L					
1991	North Carolina	Chapel Hill, N.C.	59-54	W					
1993	Wake Forest	Winston-Salem, N.C.	71-59	W					
1996	Clemson	Clemson, S.C.	75-65	W					
1997	Virginia	Durham, N.C.	56-86	L					
1998	N.C. State	Durham, N.C.	65-62	W					
2004	Virginia	Durham, N.C.	87-54	W					
2006	Miami	Coral Gables, Fla.	99-93	W (2OT)					
2009	Virginia Tech	Durham, N.C.	62-46	W					
2010	Georgia Tech	Atlanta, Ga.	64-50	W					

1992	Wake Forest	Durham, N.C.	69-61	W	MARCH 5				
1993	Georgia Tech	Atlanta, Ga.	67-72	L	1988	Clemson	Fayetteville, N.C.	65-81	L
1999	Florida State	Charlotte, N.C.	90-57	W	1993	Wake Forest	Rock Hill, S.C.	69-70	L
2001	North Carolina	Durham, N.C.	72-67	W	1994	Maryland	Rock Hill, S.C.	45-60	L
2010	Virginia	Durham, N.C.	83-65	W	1995	North Carolina	Rock Hill, S.C.	70-95	L
FEBRUARY 27					2000	Georgia Tech	Greensboro, N.C.	77-56	W
1984	North Carolina A & T	Durham, N.C.	78-39	W	2001	N.C. State	Greensboro, N.C.	57-45	W
1988	Virginia	Durham, N.C.	67-79	L	2005	Wake Forest	Greensboro, N.C.	107-50	W
1989	Wake Forest	Winston-Salem, N.C.	74-79	L	2010	Maryland	Greensboro, N.C.	66-64	W
1994	Georgia Tech	Atlanta, Ga.	56-61	L	2011	Georgia Tech	Greensboro, N.C.	75-66	W
1998	Georgia Tech	Charlotte, N.C.	100-56	W	MARCH 6				
2000	North Carolina	Chapel Hill, N.C.	64-73	L	1992	Wake Forest	Rock Hill, S.C.	61-52	W
2003	Florida State	Tallahassee, Fla.	70-49	W	2000	North Carolina	Greensboro, N.C.	79-76	W
2004	Clemson	Durham, N.C.	102-45	W	2004	Wake Forest	Greensboro, N.C.	77-59	W
2005	North Carolina	Durham, N.C.	68-77	L	2005	Maryland	Greensboro, N.C.	74-44	W
2011	North Carolina	Durham, N.C.	66-58	W	2009	Virginia	Greensboro, N.C.	76-53	W
FEBRUARY 28					2010	Georgia Tech	Greensboro, N.C.	67-55	W
1983	Western Carolina	Durham, N.C.	77-67	W	2011	North Carolina	Greensboro, N.C.	81-66	W
1987	Maryland	Fayetteville, N.C.	62-64	L	MARCH 7				
1993	Florida State	Tallahassee, Fla.	67-74	L	1992	Virginia	Rock Hill, S.C.	55-81	L
1997	Maryland	Charlotte, N.C.	60-52	W (OT)	2003	Wake Forest	Greensboro, N.C.	64-59	W
1999	Clemson	Charlotte, N.C.	71-76	L	2004	Maryland	Greensboro, N.C.	70-63	W
2010	North Carolina	Chapel Hill, N.C.	54-64	L	2005	North Carolina	Greensboro, N.C.	67-88	L
FEBRUARY 29					2008	Florida State	Greensboro, N.C.	75-57	W
1992	Clemson	Clemson, S.C.	59-63	L	2010	N.C. State	Greensboro, N.C.	70-60	W
MARCH 1					MARCH 8				
1985	Clemson	Fayetteville, N.C.	81-76	W	2004	North Carolina	Greensboro, N.C.	63-47	W
1986	Wake Forest	Fayetteville, N.C.	71-72	L	2008	Maryland	Greensboro, N.C.	74-63	W
1996	Wake Forest	Rock Hill, S.C.	67-61	W	2009	Maryland	East Lansing, Mich.	89-92	L
1997	North Carolina	Charlotte, N.C.	55-66	L	MARCH 9				
2002	Florida State	Greensboro, N.C.	82-66	W	1982	James Madison	Durham, N.C.	63-60	W
2004	N.C. State	Raleigh, N.C.	90-57	W	2003	Georgia Tech	Greensboro, N.C.	76-52	W
2009	North Carolina	Durham, N.C.	81-79	W	2008	North Carolina	Greensboro, N.C.	73-86	L
MARCH 2					MARCH 10				
1978	East Carolina	Greenville, N.C.	47-87	L	2003	North Carolina	Greensboro, N.C.	77-59	W
1981	Appalachian State	Chapel Hill, N.C.	73-74	L (OT)	MARCH 11				
1984	N.C. State	Fayetteville, N.C.	68-61	L	1987	Manhattan	Durham, N.C.	70-55	W
1985	N.C. State	Fayetteville, N.C.	57-89	L	MARCH 12				
1991	Clemson	Fayetteville, N.C.	58-60	L	1982	East Tennessee State	Johnson City, Tenn.	74-73	W (OT)
1992	Georgia Tech	Atlanta, Ga.	53-75	L	MARCH 13				
1996	N.C. State	Rock Hill, S.C.	79-62	W	1982	Vanderbilt	Johnson City, Tenn.	57-75	L
2001	Wake Forest	Greensboro, N.C.	75-68	W	1999	Holy Cross	Durham, N.C.	79-51	W
2003	N.C. State	Durham, N.C.	86-60	W	MARCH 14				
2007	Virginia	Greensboro, N.C.	79-58	W	1987	Rutgers	Piscataway, N.J.	64-78	L
2008	North Carolina	Chapel Hill, N.C.	51-82	L	1997	DePaul	Champaign, Ill.	70-56	W
MARCH 3					MARCH 15				
1990	Clemson	Fayetteville, N.C.	81-76	W	1999	St. Joseph's	Durham, N.C.	66-60	L
1995	Clemson	Rock Hill, S.C.	78-71	W	2002	Norfolk State	Durham, N.C.	95-48	W
1996	Clemson	Rock Hill, S.C.	54-71	L	MARCH 16				
2002	Virginia	Greensboro, N.C.	71-67	W	1995	Oklahoma State	Tuscaloosa, Ala.	76-64	W
2006	Virginia Tech	Greensboro, N.C.	69-56	W	1996	James Madison	Durham, N.C.	85-53	W
2007	N.C. State	Greensboro, N.C.	65-70	L	1997	Illinois	Champaign, Ill.	67-85	L
MARCH 4					1998	Louisville	Durham, N.C.	69-53	W
1983	Clemson	Fayetteville, N.C.	92-93	L (OT)	MARCH 17				
1989	N.C. State	Fayetteville, N.C.	50-89	L	2001	UW- Milwaukee	Durham, N.C.	96-63	W
1995	Virginia	Rock Hill, S.C.	83-82	W (OT)	2002	Texas Christian	Durham, N.C.	76-66	W
2000	Florida State	Greensboro, N.C.	92-65	W					
2001	Florida State	Greensboro, N.C.	72-56	W					
2002	North Carolina	Greensboro, N.C.	87-80	W					
2006	Maryland	Greensboro, N.C.	70-78	L					
2011	Wake Forest	Greensboro, N.C.	79-50	W					

MARCH 18					2008	Texas A & M	Oklahoma City, Okla.	63-77	L
1996	San Francisco	Durham, N.C.	60-64	L	MARCH 31				
2000	Campbell	Durham, N.C.	71-42	W	2003	Texas Tech	Albuquerque, N.M.	57-51	W
2007	Holy Cross	Raleigh, N.C.	81-44	W	APRIL 2				
MARCH 19					2006	Louisiana State	Boston, Mass.	84-45	W
2001	Arkansas	Durham, N.C.	75-54	W	APRIL 4				
2006	Southern	Norfolk, Va.	96-27	W	2006	Maryland	Boston, Mass.	75-78	L (OT)
2011	UT Martin	Durham, N.C.	90-45	W	APRIL 6				
MARCH 20					2003	Tennessee	Atlanta, Ga.	56-66	L
1986	West Texas State	Amarillo, Texas	68-67	W					
1999	Old Dominion	Greensboro, N.C.	76-63	W					
2005	Canisius	Chapel Hill, N.C.	80-48	W					
2007	Temple	Raleigh, N.C.	62-52	W					
2010	Hampton	Durham, N.C.	72-37	W					
MARCH 21									
1986	Northwestern State	Amarillo, Texas	88-89	L					
1998	Florida	Oakland, Calif.	71-58	W					
2004	Northwestern State	Durham, N.C.	103-51	W					
2006	Southern California	Norfolk, Va.	85-51	W					
2011	Marist	Durham, N.C.	71-66	W					
MARCH 22									
1986	Notre Dame	Amarillo, Texas	67-74	L					
1999	Tennessee	Greensboro, N.C.	69-63	W					
2005	Boston College	Chapel Hill, N.C.	70-65	W					
2009	Austin Peay	East Lansing, Mich.	83-42	W					
MARCH 23									
1998	Arkansas	Oakland, Calif.	72-77	L					
2002	Texas	Raleigh, N.C.	62-46	W					
2003	Georgia State	Raleigh, N.C.	66-48	W					
2004	Marquette	Durham, N.C.	76-67	W					
2008	Murray State	College Park, Md.	78-57	W					
MARCH 24									
2001	Southwest Mississippi State	Spokane, Wash.	71-81	L					
2007	Rutgers	Greensboro, N.C.	52-53	L					
2009	Michigan State	East Lansing, Mich.	49-63	L					
MARCH 25									
2000	Louisiana State	Richmond, Va.	66-79	L					
2002	South Carolina	Raleigh, N.C.	77-68	W					
2003	Utah	Raleigh, N.C.	65-54	W					
2008	Arizona State	College Park, Md.	67-59	W					
MARCH 26									
1999	Georgia	San Jose, Calif.	81-69	W					
2005	Georgia	Chattanooga, Tenn.	63-57	W					
2006	Michigan State	Bridgeport, Conn.	86-61	W					
MARCH 27									
2010	San Diego State	Memphis, Tenn.	66-58	W					
2011	DePaul	Philadelphia, Pa.	70-63	W					
MARCH 28									
1999	Purdue	San Jose, Calif.	45-62	L					
2004	Louisiana Tech	Norfolk, Va.	63-49	W					
2006	Connecticut	Bridgeport, Conn.	63-61	L					
MARCH 29									
2002	Oklahoma	San Antonio, Texas	71-86	L					
2010	Baylor	Memphis, Tenn.	48-51	L					
2011	Connecticut	Philadelphia, Pa.	40-75	L					
MARCH 30									
2004	Minnesota	Norfolk, Va.	75-82	L					

YEAR	OPPONENT	LOCATION	SCORE	RESULT	GEORGIA (23-7)				
ALABAMA (3-0)					1-21-80	Georgia Tech	Atlanta, Ga.	72-71	W
3-16-95	Oklahoma State	Tuscaloosa, Ala.	76-64	W	2-06-82	Georgia Tech	Atlanta, Ga.	61-64	L
3-18-95	Alabama	Tuscaloosa, Ala.	120-121 (4OT)	L	1-03-83	Georgia Tech	Atlanta, Ga.	55-43	W
12-29-04	Rhode Island	Auburn, Ala.	89-63	W	12-30-83	Georgia Tech	Atlanta, Ga.	55-43	W
11-18-10	Auburn	Auburn, Ala.	75-62	W	1-07-84	Georgia Tech	Atlanta, Ga.	74-72	W
BAHAMAS (4-0)					1-12-85	Georgia Tech	Atlanta, Ga.	65-58	W
12-20-99	Sacramento State	Nassau, Bahamas	81-45	W	1-11-86	Georgia Tech	Atlanta, Ga.	78-69	W
12-21-99	Liberty	Nassau, Bahamas	66-45	W	2-07-87	Georgia Tech	Atlanta, Ga.	86-72	W
11-26-04	Stephen F. Austin	Grand Bahama Island	84-29	W	1-29-88	Georgia Tech	Atlanta, Ga.	80-71	W
11-27-04	Kansas State	Grand Bahama Island	63-51	W	2-25-89	Georgia Tech	Atlanta, Ga.	78-71	W
CALIFORNIA (8-3)					1-28-90	Georgia Tech	Atlanta, Ga.	74-78	L
12-27-87	California	Berkeley, Calif.	85-57	W	1-26-91	Georgia Tech	Atlanta, Ga.	93-79	W
3-21-98	Florida	Oakland, Calif.	71-58	W	3-02-92	Georgia Tech	Atlanta, Ga.	53-75	L
3-23-98	Arkansas	Oakland, Calif.	72-77	L	2-26-93	Georgia Tech	Atlanta, Ga.	67-72	L
11-13-98	Connecticut	San Jose, Calif.	74-104	I	2-27-94	Georgia Tech	Atlanta, Ga.	56-61	L
11-14-98	Stanford	San Jose, Calif.	77-57	W	1-18-95	Georgia Tech	Atlanta, Ga.	80-71	W
3-28-99	Purdue	San Jose, Calif.	45-62	L	2-17-96	Georgia Tech	Atlanta, Ga.	70-55	W
3-26-99	Georgia	San Jose, Calif.	81-69	W	1-30-97	Georgia Tech	Atlanta, Ga.	83-58	W
12-28-03	Hampton	Los Angeles, Calif.	90-59	W	2-05-98	Georgia Tech	Atlanta, Ga.	58-55	W
12-29-03	Loyola Marymount	Los Angeles, Calif.	81-53	W	1-09-00	Georgia Tech	Atlanta, Ga.	64-45	W
12-28-05	St. John's	San Diego, Calif.	119-52	W	2-12-01	Georgia Tech	Atlanta, Ga.	74-54	W
12-30-05	San Diego	San Diego, Calif.	90-55	W	12-27-01	Tennessee	Atlanta, Ga.	68-89	L
COLORADO (1-0)					12-30-01	Georgia Tech	Atlanta, Ga.	76-60	W
11-11-07	Denver	Denver, Colo.	57-37	W	1-13-03	Georgia Tech	Atlanta, Ga.	79-59	W
CONNECTICUT (2-1)					4-06-03	Tennessee	Atlanta, Ga.	56-66	L
1-03-04	Connecticut	Storrs, Conn.	68-67	W	1-08-04	Georgia Tech	Atlanta, Ga.	77-45	W
3-26-06	Michigan State	Bridgeport, Conn.	86-61	W	2-20-05	Georgia Tech	Atlanta, Ga.	73-55	W
3-28-06	Connecticut	Bridgeport, Conn.	63-61	L	1-11-06	Georgia Tech	Atlanta, Ga.	67-59	W
FLORIDA (23-8)					1-24-08	Georgia Tech	Atlanta, Ga.	73-47	W
1-08-82	Stetson	DeLand, Fla.	79-59	W	2-19-10	Georgia Tech	Atlanta, Ga.	64-50	W
12-29-83	Providence	Miami, Fla.	64-65	L	ILLINOIS (5-3)				
1-01-84	Florida International	Miami, Fla.	56-83	L	11-28-86	Florida	Chicago, Ill.	76-74	W
12-20-84	Stetson	DeLand, Fla.	67-56	W	11-29-86	DePaul	Chicago, Ill.	72-78	L
12-20-84	Georgetown	Tampa, Fla.	84-49	W	3-14-97	DePaul	Champaign, Ill.	70-56	W
12-21-84	Georgia Southern	Tampa, Fla.	71-65	W	3-16-97	Illinois	Champaign, Ill.	67-85	L
12-21-90	South Alabama	Tampa, Fla.	76-70	W	11-21-08	Hartford	Chicago, Ill.	51-53	L
12-22-90	South Florida	Tampa, Fla.	78-62	W	11-22-08	Southern	Chicago, Ill.	93-52	W
1-21-92	Florida State	Tallahassee, Fla.	55-67	L	12-19-08	Southern California	Chicago, Ill.	97-89	W
2-28-93	Florida State	Tallahassee, Fla.	67-74	L	12-20-08	Siena	Chicago, Ill.	86-41	W
2-25-94	Florida State	Tallahassee, Fla.	73-78	L	INDIANA (4-2)				
1-28-95	Florida State	Tallahassee, Fla.	75-71	W	12-28-91	Purdue	West Lafayette, Ind.	58-74	W
1-27-96	Florida State	Tallahassee, Fla.	61-47	W	12-29-91	Kent State	West Lafayette, Ind.	84-79	W
2-02-97	Florida State	Tallahassee, Fla.	77-70	W	11-16-03	Texas	West Lafayette, Ind.	77-85	L
12-28-97	Kent State	Gainesville, Fla.	69-57	W	11-17-04	Notre Dame	South Bend, Ind.	65-76	L
12-29-97	Florida	Gainesville, Fla.	63-70	L	12-18-04	Purdue	Indianapolis, Ind.	66-48	W
2-15-98	Florida State	Tallahassee, Fla.	79-67	W	12-20-04	Ball State	Muncie, Ind.	81-31	W
1-25-99	Florida State	Tallahassee, Fla.	92-75	W	KENTUCKY (3-2)				
1-24-00	Florida State	Tallahassee, Fla.	59-54	W	12-02-83	Toledo	Richmond, Ky.	66-59	W
1-08-01	Florida State	Tallahassee, Fla.	73-60	W	12-03-83	Eastern Kentucky	Richmond, Ky.	44-46	L
12-2-01	Louisiana Tech	Orlando, Fla.	76-64	W	11-25-89	Illinois	Bowling Green, Ky.	63-68	L
1-27-02	Florida State	Tallahassee, Fla.	102-80	W	11-26-89	St. Johns	Bowling Green, Ky.	95-63	W
2-27-03	Florida State	Tallahassee, Fla.	70-49	W	11-28-08	Western Kentucky	Bowling Green, Ky.	59-56	W
2-04-04	Florida State	Tallahassee, Fla.	74-80	L	LOUISIANA (5-0)				
2-03-05	Miami	Coral Gables, Fla.	72-63	W	12-30-88	Southeastern Louisiana	Hammond, La.	82-71	W
2-19-06	Miami	Coral Gables, Fla.	99-93	W (2OT)	12-29-88	Tulane	New Orleans, La.	80-72	W
1-25-07	Florida State	Tallahassee, Fla.	73-60	W	11-25-95	Pepperdine	New Orleans, La.	108-70	W
1-05-08	Miami	Coral Gables, Fla.	84-72	W	12-02-95	Delaware	New Orleans, La.	95-50	W
1-29-09	Florida State	Tallahassee, Fla.	75-82	L (OT)	12-20-03	Northwestern State	Natchitoches, La.	105-53	W
1-14-10	Miami	Coral Gables, Fla.	69-62	W	MAINE (3-0)				
1-14-11	Florida State	Tallahassee, Fla.	87-70	W	11-25-88	Eastern Washington	Bangor, Maine	79-57	W
					11-26-88	San Diego	Bangor, Maine	64-56	W
					12-21-10	Maine	Orono, Maine	75-34	W

MARYLAND (14-18)

1-18-79	Maryland	College Park, Md.	55-82	L
2-08-80	North Carolina	College Park, Md.	63-85	L
1-10-81	Maryland	College Park, Md.	68-85	L
2-13-83	Maryland	College Park, Md.	68-89	L
12-10-83	Maryland	College Park, Md.	54-81	L
2-06-85	Maryland	College Park, Md.	63-60	W
12-07-85	Maryland	College Park, Md.	60-74	L
12-12-86	Maryland	College Park, Md.	64-65	L
1-09-88	Maryland	College Park, Md.	73-83	L
2-04-89	Maryland	College Park, Md.	64-100	L
1-05-90	Maryland	College Park, Md.	60-68	L
2-01-91	Maryland	College Park, Md.	45-44	W
2-22-92	Maryland	College Park, Md.	69-74	L
2-05-93	Maryland	College Park, Md.	71-90	L
11-29-93	Loyola (MD)	Baltimore, Md.	76-67	W
2-05-94	Maryland	College Park, Md.	50-67	L
1-08-95	Maryland	College Park, Md.	80-62	W
2-05-96	Maryland	College Park, Md.	52-63	L
1-12-97	Maryland	College Park, Md.	64-68	L
1-30-98	Maryland	College Park, Md.	53-54	L
1-03-00	Maryland	College Park, Md.	79-61	W
1-14-01	Maryland	College Park, Md.	75-64	W
2-02-02	Maryland	College Park, Md.	66-55	W
2-13-05	Maryland	College Park, Md.	60-49	W
1-08-06	Maryland	College Park, Md.	86-68	W
2-22-04	Maryland	College Park, Md.	72-59	W
2-18-07	Maryland	College Park, Md.	69-57	W
3-23-08	Murray State	College Park, Md.	78-57	W
3-25-08	Arizona State	College Park, Md.	67-59	W
2-22-09	Maryland	College Park, Md.	59-77	L
1-24-10	Maryland	College Park, Md.	58-57	W
2-17-11	Maryland	College Park, Md.	47-69	L

MASSACHUSETTS (5-1)

11-30-91	Fairfield	Cambridge, Mass.	75-68	W
12-01-91	Harvard	Cambridge, Mass.	86-63	W
11-22-00	Boston College	Chestnut Hill, Mass.	67-49	W
1-16-06	Holy Cross	Worcester, Mass.	84-36	W
2-7-08	Boston College	Chestnut Hill, Mass.	51-41	W
2-04-10	Boston College	Chestnut Hill, Mass.	57-61	L

MEXICO (7-0)

12-17-00	Arkansas State	Cancun, Mexico	69-45	W
12-19-00	Oral Roberts	Cancun, Mexico	62-51	W
12-19-06	Bowling Green	Cancun, Mexico	55-46	W
12-20-06	SMU	Cancun, Mexico	75-45	W
12-21-06	Pittsburgh	Cancun, Mexico	72-51	W
11-26-09	Western Kentucky	Cancun, Mexico	70-47	W
11-27-09	Marquette	Cancun, Mexico	74-43	W

MICHIGAN (3-2)

11-24-90	Louisville	Lansing, Mich.	66-73	L
11-25-06	Michigan	Ann Arbor, Mich.	92-47	W
3-08-09	Maryland	East Lansing, Mich.	89-92	L
3-22-09	Austin Peay	East Lansing, Mich.	83-42	W
3-24-09	Michigan State	East Lansing, Mich.	49-63	L

NEW HAMPSHIRE (2-0)

12-29-06	Dartmouth	Hanover, N.H.	77-40	W
12-30-06	Boston University	Hanover, N.H.	72-42	W

NEW JERSEY (5-1)

12-22-79	Princeton	Princeton, N.J.	66-61	W
12-18-85	Rider	Lawrenceville, N.J.	79-36	W
12-19-85	Seton Hall	South Orange, N.J.	88-66	W
3-14-87	Rutgers	Piscataway, N.J.	64-78	L
12-31-89	Seton Hall	South Orange, N.J.	72-65	W
12-04-06	Rutgers	New Brunswick, N.J.	85-45	W

NEW MEXICO (3-0)

11-10-00	UCLA	Albuquerque, N.M.	80-52	W
11-11-00	LSU	Albuquerque, N.M.	56-45	W
3-31-03	Texas Tech	Albuquerque, N.M.	57-51	W

NEW YORK (7-1)

1-06-83	Manhattan	Manhattan, N.Y.	64-69	L
1-07-83	Wagner	Staten Island, N.Y.	87-56	W
12-27-86	Hofstra	Long Island, N.Y.	82-69	W
12-29-86	St. John's	Jamaica, N.Y.	80-63	W
12-30-86	Kentucky	Jamaica, N.Y.	68-63	W
12-25-89	Wagner	Staten Island, N.Y.	66-56	W
12-28-89	Hofstra	Staten Island, N.Y.	86-48	W
12-20-95	Manhattan	Manhattan, N.Y.	73-61	W

NORTH CAROLINA (228-59)

12-03-75	St. Augustine	Durham, N.C.	45-65	L
12-06-75	Pfeiffer	Durham, N.C.	49-77	L
12-09-75	Peace	Raleigh, N.C.	48-81	L
1-13-76	North Carolina	Chapel Hill, N.C.	53-85	L
1-15-76	N.C. Central	Durham, N.C.	36-64	L
2-06-77	Shaw	Durham, N.C.	59-76	L
12-01-77	UNC Greensboro	Durham, N.C.	57-82	L
12-03-77	East Carolina	Greenville, N.C.	55-80	L
12-05-77	Virginia	Durham, N.C.	57-74	L
12-08-77	Wake Forest	Durham, N.C.	54-55	L
1-14-78	Maryland	Durham, N.C.	47-117	L
11-28-78	UNC Wilmington	Durham, N.C.	71-61	W
11-30-78	Wake Forest	Winston-Salem, N.C.	66-52	W
12-02-78	East Carolina	Greenville, N.C.	66-81	L
12-04-78	Guilford	Durham, N.C.	82-48	W
12-07-78	North Carolina	Durham, N.C.	65-82	L
1-10-79	Catawba	Durham, N.C.	82-33	W
1-13-79	Georgia Tech	Durham, N.C.	70-55	W
11-29-79	N.C. State	Raleigh, N.C.	55-86	L
12-01-79	East Carolina	Durham, N.C.	76-75	W
12-06-79	North Carolina	Chapel Hill, N.C.	58-91	L
12-08-79	UNC Asheville	Durham, N.C.	101-53	W
12-21-79	St. John's	Durham, N.C.	55-79	L
1-05-80	Colorado	Durham, N.C.	64-78	L
1-11-80	Connecticut	Durham, N.C.	69-81	L
1-12-80	Georgia State	Durham, N.C.	57-68	L
11-29-80	George Mason	Durham, N.C.	86-50	W
12-02-80	UNC Wilmington	Durham, N.C.	78-77	W
12-04-80	N.C. State	Durham, N.C.	78-96	L
12-06-80	Appalachian State	Durham, N.C.	90-71	W
12-08-80	Wake Forest	Durham, N.C.	98-75	W
1-08-81	Manhattan	Durham, N.C.	74-54	W
1-14-81	Wake Forest	Winston-Salem, N.C.	76-61	W
11-20-81	George Washington	Durham, N.C.	82-45	W
11-21-81	Marshall	Durham, N.C.	57-58	L
11-27-81	Georgia Tech	Durham, N.C.	62-50	W
12-01-81	Wake Forest	Winston-Salem, N.C.	60-67	L
12-03-81	North Carolina	Durham, N.C.	47-73	L
12-08-81	N.C. State	Durham, N.C.	53-70	L
12-11-81	Virginia Tech	Durham, N.C.	71-58	W
1-03-82	Maryland	Durham, N.C.	52-65	L
1-09-82	Georgia Southern	Durham, N.C.	58-64	L
1-12-82	Wake Forest	Winston-Salem, N.C.	75-52	W
1-15-82	James Madison	Greenville, N.C.	75-76	L
11-26-82	Eastern Kentucky	Durham, N.C.	74-57	W
12-04-82	UNC Charlotte	Durham, N.C.	78-46	W
12-10-82	Furman	Durham, N.C.	88-51	W
12-11-82	Baptist	Durham, N.C.	86-37	W
12-30-82	Virginia	Durham, N.C.	73-63	W
1-11-83	North Carolina	Durham, N.C.	68-84	L
1-14-83	San Diego State	Durham, N.C.	82-68	W
11-26-83	N.C. Central	Durham, N.C.	103-60	W
11-27-83	Mars Hill	Durham, N.C.	90-47	W

11-29-83	Virginia	Durham, N.C.	58-72	L	12-11-92	UNC Greensboro	Greensboro, N.C.	80-76	W
12-06-83	Clemson	Durham, N.C.	72-78	L	12-20-92	Appalachian State	Durham, N.C.	79-76	W
1-14-84	Pennsylvania	Durham, N.C.	74-47	W	1-03-93	Florida State	Durham, N.C.	72-84	L
1-11-84	North Carolina	Chapel Hill, N.C.	63-72	L	1-06-93	Loyola (MD)	Durham, N.C.	61-52	W
11-20-84	N.C. Central	Durham, N.C.	109-53	W	1-13-93	N.C. State	Raleigh, N.C.	60-77	L
11-23-84	Furman	Durham, N.C.	103-66	W	11-26-93	Morgan State	Durham, N.C.	116-63	W
11-28-84	Mars Hill	Durham, N.C.	93-60	W	12-04-93	American	Durham, N.C.	104-71	W
12-05-84	Wake Forest	Winston-Salem, N.C.	53-64	L	12-05-93	Miami (Ohio)	Durham, N.C.	98-54	W
12-08-84	Maryland	Durham, N.C.	68-58	W	12-08-93	Appalachian State	Boone, N.C.	79-66	W
12-31-84	Clemson	Durham, N.C.	84-76	W	12-11-93	McNeese State	Durham, N.C.	103-50	W
1-05-85	Virginia	Durham, N.C.	58-75	W	12-30-93	N.C. State	Durham, N.C.	69-66	W
1-08-85	North Carolina	Durham, N.C.	63-62	W	1-02-94	Wake Forest	Winston-Salem, N.C.	56-50	W
11-23-85	Maryland-Eastern Shore	Durham, N.C.	85-68	W	1-05-94	East Carolina	Greenville, N.C.	110-69	W
11-26-85	Cheyney	Durham, N.C.	98-66	W	1-12-94	N.C. State	Raleigh, N.C.	70-71	L
12-04-85	Wake Forest	Durham, N.C.	77-67	W	1-14-94	Georgia Tech	Durham, N.C.	77-59	W
12-30-85	Indiana State	Durham, N.C.	94-40	W	11-30-94	UNC Asheville	Durham, N.C.	114-57	W
1-04-86	Radford	Durham, N.C.	86-72	W	12-03-94	Wisconsin- Milwaukee	Durham, N.C.	104-34	W
1-07-86	North Carolina	Durham, N.C.	79-78	W	12-04-94	Indiana State	Durham, N.C.	100-66	W
12-03-86	Clemson	Durham, N.C.	78-72	W	12-07-94	Florida State	Durham, N.C.	84-68	W
12-09-86	Winthrop	Durham, N.C.	80-45	W	12-18-94	Princeton	Durham, N.C.	67-64	W
1-04-87	Old Dominion	Durham, N.C.	63-56	W	12-21-94	Charleston Southern	Durham, N.C.	101-57	W
1-07-87	North Carolina	Chapel Hill, N.C.	68-76	L	1-01-95	Manhattan	Durham, N.C.	101-71	W
1-10-87	Brigham Young	Durham, N.C.	80-60	W	1-04-95	N.C. State	Durham, N.C.	91-70	W
1-14-87	Wake Forest	Winston-Salem, N.C.	72-73	L	11-29-95	UNC Asheville	Asheville, N.C.	95-57	W
11-27-87	Wisconsin	Durham, N.C.	86-66	W	12-04-95	Michigan State	Durham, N.C.	67-52	W
11-30-87	Howard	Durham, N.C.	83-71	W	12-06-95	Florida State	Durham, N.C.	92-30	W
12-10-87	East Tennessee State	Durham, N.C.	86-48	W	12-10-95	Seton Hall	Durham, N.C.	76-66	W
12-12-87	East Carolina	Greenville, N.C.	68-49	W	12-29-95	Kentucky	Greensboro, N.C.	73-54	W
12-21-87	Harvard	Durham, N.C.	86-61	W	12-30-95	Syracuse	Greensboro, N.C.	84-40	W
1-04-88	Clemson	Durham, N.C.	68-61	W	1-04-96	N.C. State	Raleigh, N.C.	73-75	W
1-12-88	Wake Forest	Winston-Salem, N.C.	57-58	L	1-08-96	Virginia	Durham, N.C.	60-61	L
1-15-88	Georgia Tech	Durham, N.C.	77-71	W(OT)	1-11-96	Maryland	Durham, N.C.	57-53	W
11-30-88	East Carolina	Durham, N.C.	93-60	W	1-14-96	Wake Forest	Winston-Salem, N.C.	74-64	W
12-02-88	Cleveland State	Durham, N.C.	100-60	W	11-23-96	UNC Asheville	Durham, N.C.	90-52	W
12-03-88	James Madison	Durham, N.C.	80-79	W	11-24-96	UNC Greensboro	Durham, N.C.	98-68	W
12-05-88	William & Mary	Durham, N.C.	65-47	W	11-27-96	West Virginia	Durham, N.C.	84-70	W
12-20-88	Stanford	Durham, N.C.	76-91	L	11-30-96	Illinois State	Durham, N.C.	85-58	W
1-10-89	North Carolina	Chapel Hill, N.C.	92-93	L (OT)	12-01-96	St. Joseph's	Durham, N.C.	63-46	W
1-14-89	Maryland	Durham, N.C.	86-87	L	12-07-96	Old Dominion	Durham, N.C.	77-89	L
11-28-89	Appalachian State	Boone, N.C.	73-65	W	12-21-96	Manhattan	Durham, N.C.	85-36	W
12-01-89	New Hampshire	Durham, N.C.	82-47	W	12-28-96	Rutgers	Greensboro, N.C.	74-36	W
12-02-89	Boston College	Durham, N.C.	85-64	W	12-29-96	George Washington	Greensboro, N.C.	48-54	L
12-06-89	Western Carolina	Durham, N.C.	77-64	W	1-03-97	Florida State	Durham, N.C.	87-46	W
1-03-90	Radford	Durham, N.C.	72-65	W	1-09-97	Wake Forest	Durham, N.C.	82-70	W
1-11-90	N.C. State	Durham, N.C.	87-103	L	1-15-97	N.C. State	Raleigh, N.C.	73-86	L
1-13-90	Georgia Tech	Durham, N.C.	72-68	W	11-19-97	UNC Greensboro	Durham, N.C.	78-51	W
11-29-90	East Tennessee State	Durham, N.C.	85-55	W	11-22-97	Notre Dame	Durham, N.C.	80-62	W
12-01-90	Harvard	Durham, N.C.	90-76	W	11-29-97	Southern Illinois	Durham, N.C.	76-54	W
12-02-90	Purdue	Durham, N.C.	58-69	L	11-30-97	Illinois	Durham, N.C.	65-77	L
12-18-90	Charleston	Durham, N.C.	82-54	W	12-06-97	Ohio	Durham, N.C.	99-59	W
12-28-90	Xavier	Durham, N.C.	73-78	L	12-07-97	Michigan	Durham, N.C.	64-63	W
1-05-91	Virginia	Durham, N.C.	56-92	L	12-20-97	UCLA	Durham, N.C.	83-93	L
1-09-91	N.C. State	Raleigh, N.C.	84-96	L	12-22-97	Maryland	Durham, N.C.	65-48	W
1-12-91	Old Dominion	Durham, N.C.	70-62	W	1-02-98	Wake Forest	Winston-Salem, N.C.	73-60	W
1-15-91	North Carolina	Durham, N.C.	78-72	W	1-04-98	Georgia Tech	Durham, N.C.	87-56	W
11-27-91	UNC Wilmington	Durham, N.C.	94-37	W	1-12-98	North Carolina	Chapel Hill, N.C.	74-83	L
12-06-91	Yale	Durham, N.C.	60-55	W	11-17-98	Virginia Tech	Durham, N.C.	70-72	L
12-07-91	Seton Hall	Durham, N.C.	60-67	L	11-23-98	Vanderbilt	Durham, N.C.	79-71	W
12-11-91	UNC Asheville	Durham, N.C.	100-42	W	11-28-98	Marquette	Durham, N.C.	91-60	W
12-15-91	UNC Greensboro	Durham, N.C.	87-76	W	12-02-98	Florida State	Durham, N.C.	91-72	W
1-02-91	Wisconsin-Green Bay	Durham, N.C.	70-59	W	12-08-98	Hampton	Durham, N.C.	83-47	W
1-03-92	Georgia Tech	Durham, N.C.	80-76	W	12-12-98	Temple	Durham, N.C.	112-34	W
1-07-92	N.C. State	Raleigh, N.C.	73-69	W	12-19-98	UNC Asheville	Durham, N.C.	94-27	W
1-10-92	Clemson	Durham, N.C.	72-107	L	12-28-98	UCLA	Durham, N.C.	85-80	W
1-15-92	North Carolina	Chapel Hill, N.C.	54-58	L	1-04-99	Virginia	Durham, N.C.	84-68	W
12-01-92	UNC Wilmington	Durham, N.C.	88-52	W	1-07-99	Georgia Tech	Durham, N.C.	113-46	W
12-04-92	Northeastern	Durham, N.C.	64-53	W	1-11-99	Wake Forest	Winston-Salem, N.C.	74-59	W
12-05-92	Virginia Tech	Durham, N.C.	85-63	W	1-14-99	Clemson	Durham, N.C.	86-77	W
12-08-92	East Tennessee State	Durham, N.C.	114-74	W	11-15-99	UNC Greensboro	Greensboro, N.C.	72-47	W

11-17-99	Boston College	Durham, N.C.	70-77	L	11-16-08	Maine	Durham, N.C.	98-31	W
11-24-99	Vanderbilt	Durham, N.C.	68-59	W	12-04-08	Iowa	Durham, N.C.	71-47	W
11-27-99	Florida A&M	Durham, N.C.	93-38	W	12-07-08	Michigan	Durham, N.C.	60-45	W
11-28-99	Penn State	Durham, N.C.	63-49	W	12-16-08	Stanford	Durham, N.C.	56-52	W
12-02-99	Elon	Elon, N.C.	101-44	W	12-28-08	Quinnipiac	Durham, N.C.	78-50	W
12-05-99	Virginia	Durham, N.C.	83-62	W	1-05-09	Temple	Durham, N.C.	87-52	W
12-30-99	Georgetown	Durham, N.C.	68-53	W	1-09-09	Miami	Durham, N.C.	73-58	W
1-13-00	Wake Forest	Durham, N.C.	82-48	W	1-12-09	Maryland	Durham, N.C.	68-65	W
11-25-00	Duquesne	Durham, N.C.	97-66	W	2-02-09	Boston College	Durham, N.C.	69-58	W
11-26-00	Toledo	Durham, N.C.	71-41	W	11-19-09	Georgia Southern	Durham, N.C.	69-42	W
12-30-00	Iowa State	Durham, N.C.	81-63	W	12-03-09	Ohio State	Durham, N.C.	83-67	W
1-02-01	Wake Forest	Durham, N.C.	81-56	W	12-06-09	Southern California	Durham, N.C.	78-72	W
1-11-01	Georgia Tech	Durham, N.C.	86-83	W	12-18-09	James Madison	Durham, N.C.	79-65	W
11-11-01	Texas Tech	Durham, N.C.	85-69	W	12-28-09	N.C. Central	Durham, N.C.	117-28	W
11-16-01	Elon	Durham, N.C.	102-52	W	1-03-10	Providence	Durham, N.C.	88-63	W
11-24-01	Davidson	Durham, N.C.	107-58	W	1-10-10	Wake Forest	Durham, N.C.	65-51	W
11-25-01	South Carolina	Durham, N.C.	81-87	L(OT)	11-13-10	Brigham Young	Durham, N.C.	69-54	W
12-16-01	UNC Greensboro	Durham, N.C.	90-58	W	11-15-10	Southern California	Durham, N.C.	75-50	W
12-20-01	Liberty	Durham, N.C.	95-53	W	11-21-10	Western Kentucky	Durham, N.C.	82-55	W
1-02-02	Maryland	Durham, N.C.	90-74	W	11-27-10	Charlotte	Charlotte, N.C.	61-55	W
1-06-02	Wake Forest	Durham, N.C.	91-46	W	12-06-10	Texas A & M	Durham, N.C.	61-58	W
1-13-02	N.C. State	Raleigh, N.C.	73-68	W	12-09-10	Albany	Durham, N.C.	83-48	W
11-22-02	East Carolina	Durham, N.C.	108-46	W	12-12-10	Oklahoma State	Durham, N.C.	73-45	W
11-24-02	Tennessee	Raleigh, N.C.	76-55	W	12-21-10	Xavier	Durham, N.C.	46-45	W
12-06-02	Howard	Durham, N.C.	128-53	W	12-30-10	Temple	Durham, N.C.	71-64	W
12-08-02	St. Joseph's	Durham, N.C.	82-48	W	1-04-11	Kentucky	Durham, N.C.	54-48	W
12-16-02	Charleston Southern	Durham, N.C.	106-38	W	1-06-11	Maryland	Durham, N.C.	71-64	W
12-18-02	Florida International	Durham, N.C.	106-58	W	2-03-11	Boston College	Durham, N.C.	66-53	W
1-06-03	Clemson	Durham, N.C.	69-53	W					
11-21-03	Elon	Durham, N.C.	108-26	W	OHIO (3-1)				
11-23-03	Purdue	Durham, N.C.	93-63	W	1-02-81	Cincinnati	Cincinnati, Ohio	64-86	L
11-30-03	Auburn	Durham, N.C.	66-57	W	1-03-81	Dayton	Dayton, Ohio	78-99	L
12-05-03	Wake Forest	Durham, N.C.	88-55	W	1-05-81	Xavier	Cincinnati, Ohio	74-46	W
12-14-03	Tulsa	Durham, N.C.	90-36	W	11-18-01	Toledo	Toledo, Ohio	65-71	L
1-05-04	Florida State	Durham, N.C.	79-66	W					
1-11-04	North Carolina	Durham, N.C.	79-57	W	OKLAHOMA (1-1)				
11-12-04	Davidson	Durham, N.C.	89-69	W	3-30-08	Texas A&M	Oklahoma City, Okla.	63-77	L
11-14-04	South Florida	Durham, N.C.	82-50	W	12-12-10	Oklahoma State	Stillwater, Okla.	73-45	W
11-19-04	Penn State	Durham, N.C.	66-58	W					
12-04-04	Pacific	Durham, N.C.	86-30	W	PENNSYLVANIA (8-5)				
12-12-04	Liberty	Durham, N.C.	83-48	W	11-21-80	St. Joseph's	Philadelphia, Pa.	57-84	L
12-15-04	Jacksonville State	Durham, N.C.	99-36	W	11-22-80	LaSalle	Philadelphia, Pa.	74-91	L
1-04-05	Holy Cross	Durham, N.C.	101-42	W	12-27-85	Washington	Villanova, Pa.	71-83	L
1-09-05	Virginia Tech	Durham, N.C.	88-67	W	12-28-85	Cheyney	Villanova, Pa.	100-56	W
11-22-05	Fairfield	Durham, N.C.	110-44	W	12-28-94	James Madison	Philadelphia, Pa.	75-63	W
11-25-05	Arkansas State	Durham, N.C.	110-56	W	12-29-94	St. Joseph's	Philadelphia, Pa.	67-64	W
11-27-05	Auburn	Durham, N.C.	69-37	W	11-20-00	Penn State	University Park, Pa.	88-87	W
12-04-05	Texas	Durham, N.C.	84-70	W	11-18-05	Penn State	University Park, Pa.	93-67	W
12-19-05	Ball State	Durham, N.C.	110-24	W	12-02-07	Penn State	University Park, Pa.	84-86	L
12-22-05	Colorado State	Durham, N.C.	99-52	W	12-31-09	Temple	Philadelphia, Pa.	70-62	W
1-02-06	Wake Forest	Durham, N.C.	100-54	W	11-24-10	Pittsburgh	Pittsburgh, Pa.	93-55	W
1-05-06	Florida State	Durham, N.C.	87-68	W	3-27-11	DePaul	Philadelphia, Pa.	70-63	W
11-11-06	Northeastern	Durham, N.C.	102-49	W	3-29-11	Connecticut	Philadelphia, Pa.	40-75	L
11-21-06	Penn State	Durham, N.C.	70-42	W					
12-07-06	Vanderbilt	Durham, N.C.	69-48	W	PUERTO RICO (2-1)				
12-10-06	Texas	Durham, N.C.	80-52	W	11-28-97	Detroit	San Juan, Puerto Rico	87-65	W
1-03-07	Miami	Durham, N.C.	72-42	W	11-29-97	Southern Illinois	San Juan, Puerto Rico	76-54	W
1-10-07	Georgia Tech	Durham, N.C.	83-51	W	11-30-97	Illinois	San Juan, Puerto Rico	65-77	L
1-13-07	Maryland	Durham, N.C.	81-62	W					
11-18-07	UNC Greensboro	Durham, N.C.	84-39	W	RHODE ISLAND (3-0)				
11-22-07	Purdue	Durham, N.C.	53-41	W	12-05-87	Southern California	Providence, R.I.	78-75	W
11-23-07	Temple	Durham, N.C.	64-53	W	12-06-87	Providence	Providence, R.I.	87-75	W
12-06-07	Rutgers	Durham, N.C.	49-44	W	12-31-08	Providence	Providence, R.I.	66-49	W
12-18-07	Utah Valley	Durham, N.C.	95-61	W					
12-21-07	Bucknell	Durham, N.C.	92-49	W	SOUTH CAROLINA (16-22)				
1-03-08	N.C. Central	Durham, N.C.	82-29	W	1-11-78	Clemson	Clemson, S.C.	59-118	L
1-11-08	Florida State	Durham, N.C.	70-38	W	12-03-79	Furman	Greenville, S.C.	90-56	W
2-01-08	Virginia Tech	Durham, N.C.	85-50	W	1-09-80	Clemson	Clemson, S.C.	56-111	L
11-14-08	Oklahoma St.	Durham, N.C.	77-68	W	2-12-81	Maryland	Clemson, S.C.	49-72	L

GAMES BY LOCATION

2011-12 WOMEN'S BASKETBALL MEDIA GUIDE

1-23-82	Clemson	Clemson, S.C.	59-84	L	1-24-79	Virginia	Charlottesville, Va.	61-68	L
12-01-82	Clemson	Clemson, S.C.	72-70	W	1-24-79	Wake Forest	Charlottesville, Va.	80-70	W
1-17-84	Clemson	Clemson, S.C.	73-79	L	11-25-79	Virginia	Charlottesville, Va.	58-74	L
1-13-86	Clemson	Clemson, S.C.	93-77	W	12-10-80	Virginia	Charlottesville, Va.	57-73	L
2-09-87	Clemson	Clemson, S.C.	76-79	L	1-24-81	Virginia Tech	Blacksburg, Va.	55-66	L
2-01-88	Clemson	Clemson, S.C.	65-78	L	2-05-83	Virginia	Charlottesville, Va.	63-66	L
1-02-89	Clemson	Clemson, S.C.	55-69	L	1-28-84	Richmond	Richmond, Va.	81-71	W
1-29-90	Clemson	Clemson, S.C.	49-64	L	2-04-84	Virginia	Charlottesville, Va.	55-82	L
1-28-91	Clemson	Clemson, S.C.	49-63	L	12-01-84	Radford	Radford, Va.	83-64	W
2-29-92	Clemson	Clemson, S.C.	59-63	L	2-02-85	Virginia	Charlottesville, Va.	66-74	L
3-06-92	Wake Forest	Rock Hill, S.C.	61-52	W	11-30-85	George Mason	Fairfax County, Va.	85-66	W
3-07-92	Virginia	Rock Hill, S.C.	55-81	L	12-01-85	Richmond	Richmond, Va.	99-65	W
1-31-93	Clemson	Clemson, S.C.	63-88	L	1-18-86	Virginia	Charlottesville, Va.	76-90	L
3-05-93	Wake Forest	Rock Hill, S.C.	69-70	L	1-24-87	Virginia	Charlottesville, Va.	43-71	L
01-23-94	Clemson	Clemson, S.C.	74-67	W	2-10-88	Old Dominion	Norfolk, Va.	83-81	W
03-05-94	Maryland	Rock Hill, S.C.	45-60	L	2-27-88	Virginia	Charlottesville, Va.	67-79	L
02-01-95	Clemson	Clemson, S.C.	64-78	L	12-09-88	Connecticut	Richmond, Va.	83-69	W
03-03-95	Clemson	Rock Hill, S.C.	78-71	W	12-10-88	Virginia Commonwealth	Richmond, Va.	83-76	W
03-04-95	Virginia	Rock Hill, S.C.	83-82	W	1-07-89	Virginia	Charlottesville, Va.	66-78	L
03-05-95	North Carolina	Rock Hill, S.C.	70-95	L	1-31--89	Richmond	Richmond, Va.	70-87	L
02-19-96	Clemson	Clemson, S.C.	75-65	W	12-09-89	William & Mary	Williamsburg, Va.	65-62	W
3-01-96	Wake Forest	Rock Hill, S.C.	67-61	W	12-18-89	Old Dominion	Norfolk, Va.	78-92	L
3-02-96	N.C. State	Rock Hill, S.C.	79-62	W	2-10-90	Virginia	Charlottesville, Va.	62-86	L
3-03-96	Clemson	Rock Hill, S.C.	54-71	L	2-09-91	Virginia	Charlottesville, Va.	61-86	L
2-16-97	Clemson	Clemson, S.C.	69-72	L	2-15-92	Virginia	Charlottesville, Va.	48-93	L
12-13-97	Clemson	Clemson, S.C.	61-72	L	1-09-93	Virginia	Charlottesville, Va.	57-76	L
2-14-99	Clemson	Clemson, S.C.	75-80	L	1-23-93	Radford	Radford, Va.	59-58	W
2-21-00	Clemson	Clemson, S.C.	59-44	W	2-12-94	Virginia	Charlottesville, Va.	60-73	L
12-09-00	Clemson	Clemson, S.C.	75-93	L	11-26-94	Montana	Norfolk, Va.	89-49	W
1-10-02	Clemson	Clemson, S.C.	81-58	W	11-27-94	Old Dominion	Norfolk, Va.	59-64	L
2-06-03	Clemson	Clemson, S.C.	61-49	W	1-10-95	Virginia	Charlottesville, Va.	62-78	L
2-02-04	Clemson	Clemson, S.C.	78-60	W	2-10-96	Virginia	Charlottesville, Va.	72-69	W
1-26-06	Clemson	Clemson, S.C.	97-65	W	12-07-96	Old Dominion	Richmond, Va.	77-89	L
2-13-08	Clemson	Clemson, S.C.	83-54	W	12-08-96	Richmond	Richmond, Va.	89-60	W
ST. THOMAS (5-1)					1-06-97	Virginia	Charlottesville, Va.	55-62	L
11-28-02	Hampton	St. Thomas, USVI	71-34	W	2-22-98	Virginia	Charlottesville, Va.	85-78	W
11-29-02	Old Dominion	St. Thomas, USVI	65-52	W	2-04-99	Virginia	Charlottesville, Va.	66-56	W
11-30-02	Arkansas	St. Thomas, USVI	74-72 (OT)	W	12-08-99	Virginia Tech	Blacksburg, Va.	70-61	W
11-22-07	Purdue	St. Thomas, USVI	53-41	W	1-30-00	Virginia	Charlottesville, Va.	49-61	L
11-23-07	Temple	St. Thomas, USVI	64-53	W	3-25-00	LSU	Richmond, Va.	66-79	L
11-24-07	Connecticut	St. Thomas, USVI	48-74	L	12-03-00	George Mason	Fairfax County, Va.	88-69	W
TENNESSEE (5-3)					1-22-01	Virginia	Charlottesville, Va.	71-68	W
3-12-82	East Tennessee State	Johnson City, Tenn.	74-73	W	12-06-01	Virginia	Charlottesville, Va.	107-73	W
3-13-82	Vanderbilt	Johnson City, Tenn.	57-75	L	1-09-03	Virginia	Charlottesville, Va.	60-59	W
11-23-99	Vanderbilt	Nashville, Tenn.	79-71	W	1-18-04	Virginia	Charlottesville, Va.	63-52	W
12-02-04	Tennessee	Knoxville, Tenn.	59-57	W	3-28-04	Louisiana Tech	Norfolk, Va.	63-49	W
3-26-05	Georgia	Chattanooga, Tenn.	63-57	W	3-30-04	Minnesota	Norfolk, Va.	75-82	L
3-28-05	LSU	Chattanooga, Tenn.	49-59	L	1-14-05	Virginia	Charlottesville, Va.	87-65	W
11-28-07	Vanderbilt	Nashville, Tenn.	55-68	L	11-20-05	Old Dominion	Norfolk, Va.	93-56	W
2-16-09	Tennessee	Knoxville, Tenn.	62-54	W	2-06-06	Virginia Tech	Blacksburg, Va.	73-62	W
TEXAS (6-4)					3-19-06	Southern	Norfolk, Va.	96-27	W
3-20-86	West Texas State	Amarillo, Texas	68-67	W	3-21-06	Southern California	Norfolk, Va.	85-51	W
3-21-86	Northwestern State	Amarillo, Texas	88-89	L	1-07-07	Virginia Tech	Blacksburg, Va.	86-54	W
3-22-86	Notre Dame	Amarillo, Texas	67-74	L	2-02-07	Virginia	Charlottesville, Va.	76-61	W
12-07-91	San Antonio	San Marcos, Texas	71-68	W	2-22-08	Virginia Tech	Blacksburg, Va.	72-60	W
12-08-91	Southwest Texas State	San Marcos, Texas	68-57	W	1-16-09	Virginia Tech	Blacksburg, Va.	57-52	W
11-17-96	Texas A&M	College Station, Texas	73-83	L	2-05-09	Virginia	Charlottesville, Va.	81-67	W
3-29-02	Oklahoma	San Antonio, Texas	71-86	L	2-14-10	Virginia Tech	Blacksburg, Va.	65-53	W
12-27-02	Detroit Mercy	South Padre Island, Texas	92-52	W	11-30-10	James Madison	Harrisonburg, Va.	75-58	W
12-29-02	Iowa State	South Padre Island, Texas	88-59	W	1-16-11	Virginia Tech	Blacksburg, Va.	57-43	W
12-04-05	Texas	Austin, Texas	84-70	W	2-24-11	Virginia	Charlottesville, Va.	71-48	W
VIRGINIA (38-26)					WASHINGTON (1-2)				
1-20-78	Virginia Commonwealth	Richmond, Va.	65-59	W	12-27-92	Drake	Seattle, Wash.	71-58	W
2-09-78	Maryland	Charlottesville, Va.	39-103	L	12-28-92	Washington	Seattle, Wash.	48-72	L
12-12-78	Virginia Commonwealth	Richmond, Va.	70-57	W	3-24-01	SW Mississippi State	Spokane, Wash.	71-81	L



2011-12 Duke Women's Basketball

Back Row (Left to Right): Kate Senger, Kevin Lehman, Bobby Sorrell, Lauren Rice, Summer McKeehan, Heather Ryan, Sarah Smoak;
 Middle Row (Left to Right): Assistant Coach Candice M. Jackson, Assistant Coach Al Brown, Kathleen Scheer, Tricia Liston, Elizabeth Williams,
 Allison Vernerey, Amber Henson, Haley Peters, Richa Jackson, Assistant Coach Joy Cheek, Head Coach Joanne P. McCallie
 Front Row (Left to Right): Chloé Wells, Ka'lia Johnson, Shay Selby, Chelseia Gray, Jenna Frush

2011-12 Duke University Women's Basketball Schedule

Date		Opponent	Location	Time
OCT. 23	(SUN)	BLUE/WHITE SCRIMMAGE	DURHAM, N.C.	1:00 PM
NOV. 3	(THUR)	PFEIFFER (EXH)	DURHAM, N.C.	7:00 PM
NOV. 6	(SUN)	LANDER (EXH)	DURHAM, N.C.	2:00 PM
Nov. 11	(FRI)	at Brigham Young	Provo, Utah	9:00 PM (BYUtv)
NOV. 18	(FRI)	AUBURN	DURHAM, N.C.	12:00 PM
Nov. 20	(SUN)	at Western Kentucky	Bowling Green, Ky.	3:00 PM
Junkanoo Jam (Grand Bahama Island)				
Nov. 25	(Fri)	vs. Gardner-Webb	Grand Bahama Island	5:45 PM
Nov. 26	(Sat)	vs. Notre Dame/Southern California	Grand Bahama Island	5:45/8:00 PM
Big Ten/ACC Challenge (Durham, N.C.)				
DEC. 1	(THUR)	PURDUE	DURHAM, N.C.	7:00 PM (ESPN3)
DEC. 4	(SUN)	PITTSBURGH	DURHAM, N.C.	2:00 PM
Dec. 8	(Thur)	at Kentucky	Lexington, Ky.	6:00 PM (CW/FSN)
DEC. 11	(SUN)	USC UPSTATE	DURHAM, N.C.	2:00 PM
DEC. 20	(TUE)	UNC WILMINGTON	DURHAM, N.C.	7:00 PM
Dec. 30	(Fri)	at Temple	Philadelphia, Pa.	7:00 PM
JAN. 2	(MON)	VIRGINIA*	DURHAM, N.C.	7:00 PM
Jan. 6	(Fri)	at Wake Forest*	Winston-Salem, N.C.	6:30 PM (RSN)
JAN. 8	(SUN)	N.C. STATE*	DURHAM, N.C.	2:00 PM
JAN. 13	(FRI)	FLORIDA STATE*	DURHAM, N.C.	7:00 PM (RSN)
Jan. 15	(Sun)	at Virginia Tech*	Blacksburg, Va.	2:00 PM
Jan. 18	(Wed)	at Georgia Tech*	Atlanta, Ga.	7:00 PM (ESPN3)
JAN. 22	(SUN)	MARYLAND*	DURHAM, N.C.	3:30 PM (ESPNU)
Jan. 27	(Fri)	at Clemson*	Clemson, S.C.	8:30 PM (RSN)
JAN. 30	(MON)	CONNECTICUT	DURHAM, N.C.	7:00 PM (ESPN2)
FEB. 2	(THUR)	WAKE FOREST*	DURHAM, N.C.	7:00 PM
FEB. 6	(MON)	NORTH CAROLINA*	DURHAM, N.C.	7:00 PM (ESPN2)
Feb. 9	(Thur)	at Boston College*	Chestnut Hill, Mass.	7:00 PM
Feb. 12	(Sun)	at Florida State*	Tallahassee, Fla.	1:00 PM (RSN)
FEB. 15	(WED)	VIRGINIA TECH*	DURHAM, N.C.	7:00 PM
Feb. 19	(Sun)	at Maryland*	College Park, Md.	3:00 PM (ESPN2)
FEB. 24	(FRI)	MIAMI*	DURHAM, N.C.	7:00 PM (ESPN3)
Feb. 26	(Sun)	at North Carolina*	Chapel Hill, N.C.	3:00 PM (ESPN2)
March 1-4	(Thur-Sun)	at ACC Tournament	Greensboro, N.C.	TBA (RSN/ESPNU/ESPN2)
March 17-20	(Sat-Tue)	NCAA Tournament 1st/2nd Rounds	TBA	TBA (ESPN)
March 24-27	(Sat-Tue)	NCAA Tournament Regionals	TBA	TBA (ESPN)
April 1, 3	(Sun/Tue)	NCAA Final Four	Denver, Colo.	TBA (ESPN)

* - Denotes ACC Contest All game times are EST BOLD/CAPS Home Games

RSN - Denotes Regional Sports Network -- Comcast SportsNet, FSN South and New England Sports Network

FSN - Denotes Fox Sports Net