

2013-14 BASKETBALL

DUKE



ELIZABETH WILLIAMS



TRICIA LISTON



CHELSEA GRAY



HALEY PETERS



RICHA JACKSON



ALEXIS JONES



2013-14 Duke Radio/Television Roster



1 - Elizabeth Williams
C/F • JR • 6-3
Virginia Beach, Va.
(Princess Anne)



2 - Alexis Jones
G • SO • 5-8
Irving, Texas
(MacArthur)



3 - Kianna Holland
G • FR • 5-9
Seneca, S.C.
(Seneca)



4 - Chloe Wells
G • SR • 5-7
Colton, Calif.
(A.B. Miller/Apex)



5 - Katie Heckman
C • R-FR • 6-4
Centennial, Colo.
(Regis Jesuit)



12 - Chelsea Gray
G • SR • 5-11
Manteca, Calif.
(St. Mary's)



14 - Ka'lia Johnson
G/F • JR • 5-10
Chester, Va.
(Thomas Dale)



15 - Richa Jackson
G/F • SR • 6-0
Midwest City, Okla.
(Midwest City)



**21 - Kendall
McCravey-Cooper**
F/C • FR • 6-4
Carson, Calif. (St. Anthony)



22 - Oderah Chidom
F • FR • 6-4
Oakland, Calif.
(Bishop O'Dowd)




23 - Rebecca Greenwell
G • FR • 6-1
Owensboro, Ky.
(Owensboro Catholic)



30 - Amber Henson
C/F • R-FR • 6-4
Tampa, Fla.
(Walter L. Sickles)



32 - Tricia Liston
G • SR • 6-1
River Forest, Ill.
(Fenwick)



33 - Haley Peters
F/G • SR • 6-3
Red Bank, N.J.
(The Peddie School)



35 - Jenna Frush
G • JR • 5-6
Durham, N.C.
(Northern)



Joanne P. McCallie
Head Coach
7th Season at Duke



Al Brown
Assistant Coach
7th Season at Duke



Candice M. Jackson
Assistant Coach
3rd Season at Duke



Hernando Planells
Assistant Coach
2nd Season at Duke

Table of Contents

► Media Information	2-16	► Duke Tradition	80-97
Media Information	2	Honors/Awards	80-84
Duke Sports Information	3	Coaching Honors	84
Media Outlets	4	Academic Honors	85
2013-14 Schedule	5	Letterwinners	86-87
2013-14 Roster	6	All-Time Jersey Numbers	88
Squad Breakdown	7	Retired Jerseys	89
Duke Quick Facts	7	Year-by-Year Coaching Staffs	90
Radio/Television Roster	8	Duke in the ACC Tournament & WNIT	91
Opponent Quick Facts	9-13	Duke in the NCAA Tournament	92
2014 ACC Tournament	14	In-Season Tournament Results	93
NCAA Tournament Information	15	Duke in the Associated Press Rankings	94
2014 NCAA Tournament Bracket	16	Duke in the USA Today Coaches Poll Rankings	95
		Duke in the WNBA	96
		International Hoops	97
► Meet the Blue Devils	18-45		
Chelsea Gray	18-20	► The Record Book	99-161
Richa Jackson	21-22	Team Records	99-103
Tricia Liston	23-25	Opponent Team Records	104-105
Haley Peters	26-28	Individual Records	106-111
Chloe Wells	29-31	Freshman Records	112-113
Jenna Frush	32-33	Cameron Indoor Stadium Records	114
Ka'ilia Johnson	34-35	Cameron Indoor Stadium Attendance and Year-by-Year	115
Elizabeth Williams	36-38	Box Scores from Record-Breaking Games	116-119
Alexis Jones	39-40	Duke's NCAA Tournament Records	120-122
Amber Henson	41-42	Duke's NCAA Tournament Box Scores	123-134
Oderah Chidom	43	1,000-Point Scorers	135-139
Kendall McCravey-Cooper	43	Year-by-Year Leaders	140
Rebecca Greenwell	44	All-Time Player Statistics	141-156
Katie Heckman	45	Year-by-Year Team/Player Statistics	157-161
Kianna Holland	45	Duke's 100-Point Games	161
► The Staff	47-65	► All-Time Results	163-198
Head Coach Joanne P. McCallie	47-51	Year-by-Year Results	163-169
Coach P Versus the Opponents	52-54	Duke Year-by-Year	170
Coach P Versus the Conferences	55	Duke Versus Ranked Opponents	171-172
Assistant Coach Al Brown	56	All-Time Series Results	173-182
Assistant Coach Candice M. Jackson	57	Duke Versus the Conferences	183
Assistant Coach Hernando Planells	58	Games by Date	184-193
The Support Staff	59-63	Games by Location	193-198
Vice President & Director of Athletics Kevin White	64		
Senior Administration	65		
► Season Review	67-78		
2012-13 Season Review	67-69		
Season Awards	69		
Season Results, Statistics and Miscellaneous Statistics	70-72		
Box Scores	73-78		

Women's Basketball Contact

Information about the 2013-14 Duke University women's basketball team will be coordinated by Associate Sports Information Director Lindy Brown. All interview requests for student-athletes and coaches should be made to Lindy Brown at (919) 684-2664 or lbrown@duaa.duke.edu.

Twitter

For the latest updates on Duke women's basketball make sure you follow "@Duke_WBB" on Twitter. Just head to http://twitter.com/Duke_WBB and sign up now for free. Fans can also follow Head Coach Joanne P. McCallie by following @CoachPDuke as well. On Duke's Twitter page, you will find behind-the-scenes information, pictures, chances to win free prizes and other information you won't find anywhere else.

Facebook

"Like" the Duke women's basketball fan page on Facebook. There you will find a schedule, results, photos, links to articles, videos and much more. Sign up now as it is free so you don't miss the latest happenings with Duke women's basketball. If you do not have a Facebook account, just go to www.facebook.com and sign up today.

Credits

The 2013-14 Duke Women's Basketball Media Guide is a publication of the Duke Sports Information Office.

Editor: Lindy Brown, Associate SID

Editorial Contributors: Duke Sports Information Student Assistants, Barry Uhrman, Rob Clough, Quentin Ybarra, Jack Jamieson, Carley Mulligan

Photography: Jon Gardiner, Duke Photography

Printing: Telepathic Graphics, Raleigh, N.C.

Media Information

The 2013-14 edition of the Duke University women's basketball guide has been published to provide pertinent information concerning Blue Devil basketball and to assist the media in its continuing coverage of Duke women's basketball.

Services

The Duke Sports Information staff will provide programs, pregame notes and statistics, halftime and final box scores, game play-by-play, postgame notes and postgame quotes to all credentialed media. Statistics will be distributed at halftime and following the game. Phones will be available for the working press located in the Sports Information Office in 115 Cameron Indoor Stadium. The fax number is (919) 684-2489. Wireless access will be available with the username and password posted in the media room.

Email

The Duke Sports Information Office has the capability to send out releases via email. If you would like to receive Duke women's basketball information through this channel, please call or email Associate SID Lindy Brown at (919) 684-2664 or lbrown@duaa.duke.edu.

Coach P & Player Interviews

Duke head coach Joanne P. McCallie is generally available following practice. Player interviews during the week must be arranged through the Sports Information office by calling Lindy Brown at (919) 684-2664. Phone interviews with out-of-town media can also be arranged. All interview requests should be made at least one day in advance and the best time for interviews is generally before or after practice.

Ticket Information

Tickets to Duke women's basketball games can be purchased through the Duke Ticket Office by calling (919) 681-2583 or (877) 375-3853. Tickets can also be purchased online at www.GoDuke.com.

Credentials

All media and photographers attending Duke basketball home games must wear proper media credentials. Requests for credentials should be made in advance by mail, email or fax on company stationery and directed to associate sports information director Lindy Brown. Duke reserves the right to refuse any credential request deemed not to be in the best interest of the university.

Facilities

All home Blue Devil basketball games are played at Cameron Indoor Stadium, located at the end of Whitford Drive across from Wallace Wade Stadium. Cameron Indoor Stadium can also be reached from Towerview Road.

Parking

Parking for the media is available for home contests. Working press can request parking passes from Associate Sports Information Director Lindy Brown. All requests should be made in advance by mail, email or fax.

Media Accommodations

During the game, media will be seated at tables located on the floor level on the west side of Cameron Indoor Stadium. Media guides, notes and statistics, as well as work areas, are located in the Bill Brill Media Room on the north side of Cameron. The room will be open prior to the game, at halftime and after the game for postgame interviews.

Working Media Filing Space

Print and electronic media planning to file postgame reports will work in the media room in Cameron Indoor Stadium. The work area has 10 phone lines available for local, charge card, toll free and collect calls only. Space is limited and is on a first-come, first-serve basis. Wireless internet service is also available in Cameron Indoor Stadium. The username and password will be posted in the press room for each contest.

Radio Information

The radio broadcast booths are located on the east side of the stadium and are suspended from the ceiling. Access to the booths is through section seven off the upper concourse. One phone line with voice coupler and one business phone line will be provided by Duke free of charge to the visiting radio network as designated by that school's sports information office. ACC institutions will have Switch 56 capabilities at their site. Additional lines must be ordered directly from Bob Weiseman at rweiseman@duaa.duke.edu or (267) 864-6234.

Post-Game Policies

Duke head coach Joanne P. McCallie and selected players will participate in a postgame press conference in Cameron Indoor Stadium's media room immediately after all games. Opposing head coaches and players will also be available for postgame interviews in the same room. Towards the end of the game a representative of the Duke Sports Information Office will poll the media to find out whom they would like to interview after the contest.

Sports Information

The Duke Sports Information Office is located in room 115 at Cameron Indoor Stadium. The phone number, fax number and mailing address are as follows: Duke University Sports Information; 115 Cameron Indoor Stadium; Box 90557, Durham, N.C. 27708; Phone: (919) 684-2633; Fax: (919) 684-2489.

Duke Radio Network

The Duke Radio Network provides coverage for the Blue Devils during the season on WDNC-AM 620 in Durham, N.C. Steve Barnes is in his 17th year as the voice of the Blue Devils with Morgan Patrick entering his sixth campaign doing the color. The Duke Radio Network is operated by Blue Devil IMG Sports Marketing.

www.theACC.com

Keep up with ACC women's basketball through the conference's web site www.theACC.com. League standings, statistics and releases are posted on the site, which also includes links to all other ACC schools.

Amy Ufnowski, Associate Director of Media Relations

ACC Media Relations Office

(336) 851-6062 (office)

(336) 854-8797 (fax)

aufnowski@theacc.com

GoDuke.com

For unparalleled coverage of Blue Devil women's basketball and the entire intercollegiate athletics department at Duke, access the world wide web at GoDuke.com. The official site of Duke athletics features the latest technological advances, plus in-depth coverage of Duke players, coaches and staff.

Duke fans will also get the latest media notes, player biographies and happenings of the Duke women's basketball program. In addition, player chats, audio, video, press conferences and blogs can be accessed. Get inside Duke Basketball with GoDuke.com.

All Duke women's basketball games not televised in Cameron Indoor Stadium will be aired live on the GoDuke.com via Blue Devil Network Plus.

One of the first ".com" websites for college athletics in the country, GoDuke.com has consistently led the way and been ranked one of the top websites in the country over the past several years.

Duke Sports Information

Room 115 Phone: 919-684-2633
 Cameron Indoor Stadium Fax: 919-684-2489
 Durham, N.C. 27708 Cameron Indoor Stadium Press Row Phone: 919-684-6186

Staff Directory**Art Chase** Sports Information Director

Sport Responsibilities: Football

Alma Mater: Guilford, 1991

Office: 919-684-2614

Cell: 919-599-9820

Joined Duke SID: August, 2000

Email: chasea@duaa.duke.edu

**Art Chase**Sports Information
Director**Lindy Brown**Associate Sports
Information Director**Lindy Brown** Associate Sports Information Director

Sport Responsibilities: Women's Basketball, Women's Golf, Women's Soccer, Women's Tennis

Alma Mater: Western Carolina, 1996

Office: 919-684-2664

Cell: 919-599-9821

Joined Duke SID: November, 1999

Email: lbrown@duaa.duke.edu

Matt Plizga Associate Sports Information Director

Sport Responsibilities: Men's Basketball, Men's Golf

Alma Mater: Penn State Erie - The Behrend College, 1999

Office: 919-668-1712

Cell: 919-812-0882

Joined Duke SID: July, 2001

Email: plizga@duaa.duke.edu

**Matt Plizga**Associate Sports
Information Director**Chris Cook**Assistant Sports
Information Director**Chris Cook** Assistant Sports Information Director

Sport Responsibilities: Football, Men's Basketball, Fencing, Rowing

Alma Mater: Wofford, 2006

Office: 919-684-8708

Cell: 919-812-7141

Joined Duke SID: July, 2007

Email: cook@duaa.duke.edu

Meredith Rieder Assistant Sports Information Director

Sport Responsibilities: Men's Lacrosse, Men's Soccer, Wrestling

Alma Mater: Denison, 2002

Office: 919-684-3328

Cell: 919-812-6741

Joined Duke SID: August, 2008

Email: mrieder@duaa.duke.edu

**Meredith Rieder**Assistant Sports
Information Director**Ashley Wolf**Assistant Sports
Information Director**Ashley Wolf** Assistant Sports Information Director

Sport Responsibilities: Volleyball, Baseball, Social Media

Alma Mater: Cornell, 2008

Office: 919-668-5739

Cell: 603-325-2225

Joined Duke SID: August, 2009

Email: awolf@duaa.duke.edu

Leslie Gaber Sports Information Staff Assistant

Sport Responsibilities: Women's Lacrosse, M/W Swimming & Diving, Field Hockey, Men's Tennis

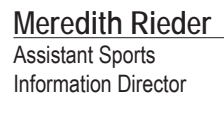
Alma Mater: DePauw, 2011

Office: 919-668-7938

Cell: 614-519-9872

Joined Duke SID: July, 2011

Email: lgaber@duaa.duke.edu

**Leslie Gaber**Sports Information
Staff Assistant**Brad Amersbach** Sports Information Staff Assistant

Sport Responsibilities: M/W Cross Country, M/W Indoor & Outdoor Track & Field, M/W Tennis Asst.

Alma Mater: Millersville, 2008

Office: 919-684-2668

Cell: 484-948-8528

Joined Duke SID: August, 2013

Email: bamersbach@duaa.duke.edu

Newspapers

Durham Herald-Sun	Steve Wiseman	(919) 419-6673	swiseman@heraldsun.com	www.herald-sun.com
Raleigh News & Observer	Laura Keeley	(724) 816-7401	lkeeley@newsobserver.com	www.newsobserver.com
Burlington Times-News	Bob Sutton	(800) 488-0085	bob_sutton@link.freedom.com	www.thetimesnews.com
Chapel Hill News	Elliott Warnock	(919) 932-8743	chnsports@nando.com	www.chapelhillnews.com
Charlotte Observer	Ron Green Jr.	(704) 358-5125	rgreenjr@charlotteobserver.com	www.charlotte.com/observer
Fayetteville Observer	Brett Strelow	(910) 486-3530	bstrelow@fayettevillenc.com	www.fayobserver.com
Goldsboro News-Argus	Rudy Coggins, Rob Craig	(919) 739-7842	sportsline@newsargus.com	www.newsargus.com
Greensboro News & Record	Jeff Mills, Ed Hardin	(336) 373-7062	ehardin@news-record.com	www.news-record.com
High Point Enterprise	Benny Phillips	(800) 933-5760	sportsroom@hpe.com	www.hpe.com
Wilmington Star News	Dan Spears	(910) 343-2034	dan.spears@starnewsonline.com	www.starnewsonline.com
Wilson Daily Times	Paul Durham	(800) 849-8811	paul@wilsontimes.com	www.wilsondaily.com
Winston-Salem Journal	Lenox Rawlings	(336) 727-7321	beecee@mindspring.com	www.journalnow.com
Henderson Daily Dispatch	Randy Capps	(252) 436-2840	rcapps@hendersondispatch.com	www.hendersondailydispatch.com
South Boston News & Record	Barry Hastings	(434) 572-2928	barryhastings@verizon.net	www.thenewsrecord.com/

Wire Service

Associated Press	Aaron Beard, Joedy McCreary	(919) 510-8937	abeard@ap.org, jmccreary@ap.org
------------------	-----------------------------	----------------	---------------------------------

Campus Related Newspapers/Magazines

Duke Chronicle	Daniel Carp	(919) 684-2663	danhcarp@gmail.com	www.dukechronicle.edu
GoDuke The Magazine	John Roth	(919) 286-1498	John.Roth@imgworld.com	

Radio Stations

Station Director

WDNC Radio (620 AM)	Mike Maniscalco	(919) 875-9100	mmaniscalco@999thefan.com	www.espntriangle.com
WPTF Radio (680 AM)	Taylor Zarzour	(919) 878-1724	news@curtismedia.com	www.wptf.com
WCMC Radio (99.9 FM)	Mike Maniscalco	(919) 890-6299	mmaniscalco@999thefan.com	www.espntriangle.com

Television Stations

News 14 Carolina	Jim Connors	(919) 882-4230	jim.connors@news14.com	www.news14.com
WNCN-TV (NBC 17)	Penn Holderness	(919) 835-6339	pholderness@wncn.com	www.nbc17.com
WRAL-TV (CBS 5)	Jeff Gravley	(919) 821-8595	sports@wral.com	www.wral.com
WRAZ-TV (Fox 50)	Jeff Gravley	(919) 821-8600	sports@wral.com	www.fox50.com
WTVD-TV (ABC 11)	Mark Armstrong, Joe Mazur	(919) 687-2324	mark.armstrong@abc.com; joe.mazur@abc.com	www.ABC11.com

Internet

DWHoops.com	Rob Clough, Orin Day	(919) 956-2865	DW_Editors@DWHoops.com	www.dwhoops.com
North Carolina Roundball Report	Shawn Farmer		shawn.farmer@northcarolinaroundballreport.com	www.northcarolinaroundballreport.com
Triangle Sports Network	Peter Koutroumpis		pkSPORTconsultant@gmail.com	www.trianglportsnet.com
The Independent	Mike Potter		wmp55@yahoo.com	www.indyweek.com

Directions To Cameron Indoor Stadium

From Raleigh/Durham Airport
Via I-40 West
Exit Highway 147 (Durham Expressway)
Exit Chapel Hill Street (approx. 10 miles)
Right at light on Chapel Hill Street
Proceed to dead end - turn right on Highway 751
Right on Science Drive
Right on Whitford Drive
Cameron on left

From I-85 North
Exit 170 - Highway 751
Right at first light
Go to fourth light (approx. three miles)
Left on Science Drive
Right on Whitford Drive
Cameron on left

From I-85 South
Exit 15-501 Bypass South
On 15-501, Exit Highway 751
Left at light
Go to third light (approx. one mile)
Left on Science Drive
Right on Whitford Drive
Cameron on left

2013-14 Blue Devil Slate

Date	Day	Opponent	Location	Time	TV
OCT. 27	(SUN)	BLUE/WHITE SCRIMMAGE	DURHAM, N.C.	2:00 P.M.	
OCT. 30	(WED)	GLENVILLE STATE COLLEGE (EXH)	DURHAM, N.C.	6:30 P.M.	
NOV. 3	(SUN)	COKER COLLEGE (EXH)	DURHAM, N.C.	2:00 P.M.	
Nov. 10	(Sun)	at California	Berkeley, Calif.	6:00 p.m.	ESPNU
NOV. 14	(THUR)	USC UPSTATE	DURHAM, N.C.	6:30 P.M.	
NOV. 17	(SUN)	ALABAMA	DURHAM, N.C.	2:00 P.M.	
NOV. 21	(THUR)	VANDERBILT	DURHAM, N.C.	6:30 P.M.	
Nov. 24	(Sun)	at Marquette	Milwaukee, Wisc.	3:00 p.m.	FS1
Paradise Jam (St. Thomas, U.S. Virgin Islands)					
Nov. 28	(Thur)	vs. Xavier	St. Thomas, USVI	1:15 p.m.	
Nov. 29	(Fri)	vs. Central Michigan	St. Thomas, USVI	1:15 p.m.	
Nov. 30	(Sat)	vs. Kansas	St. Thomas, USVI	3:30 p.m.	
Big Ten/ACC Challenge (Durham, N.C.)					
DEC. 5	(THUR)	PURDUE	DURHAM, N.C.	6:30 P.M.	
Dec. 8	(Sun)	at Oklahoma	Norman, Okla.	4:00 p.m.	FS1
Jimmy V Classic (Durham, N.C.)					
DEC. 17	(TUE)	CONNECTICUT	DURHAM, N.C.	7:00 P.M.	ESPN2
DEC. 19	(THUR)	ALBANY	DURHAM, N.C.	6:30 P.M.	
Dec. 22	(Sun)	at Kentucky	Lexington, Ky.	3:00 p.m.	UKIMG
JAN. 2	(THUR)	OLD DOMINION	DURHAM, N.C.	6:30 P.M.	
Jan. 5	(Sun)	at Georgia Tech*	Atlanta, Ga.	2:00 p.m.	ESPN3
Jan. 9	(Thur)	at Syracuse*	Syracuse, N.Y.	7:00 p.m.	
JAN. 12	(SUN)	BOSTON COLLEGE*	DURHAM, N.C.	3:00 P.M.	RSN
JAN. 16	(THUR)	VIRGINIA*	DURHAM, N.C.	6:30 P.M.	RSN
Jan. 19	(Sun)	at Virginia Tech*	Blacksburg, Va.	12:00 p.m.	RSN
Jan. 23	(Thur)	at Florida State*	Tallahassee, Fla.	7:00 p.m.	ESPN3
JAN. 26	(SUN)	PITTSBURGH*	DURHAM, N.C.	2:00 P.M.	
Jan. 30	(Thur)	at Miami*	Coral Gables, Fla.	7:00 p.m.	
FEB. 2	(SUN)	NOTRE DAME*	DURHAM, N.C.	2:00 P.M.	ESPN
Feb. 6	(Thur)	at Clemson*	Clemson, S.C.	7:00 p.m.	CSS
FEB. 10	(MON)	NORTH CAROLINA*	DURHAM, N.C.	7:00 P.M.	ESPN2
FEB. 17	(MON)	MARYLAND*	DURHAM, N.C.	7:00 P.M.	ESPN2
FEB. 20	(THUR)	N.C. STATE*	DURHAM, N.C.	6:30 P.M.	
Feb. 23	(Sun)	at Notre Dame*	Notre Dame, Ind.	1:00 P.M.	ESPN
FEB. 27	(THUR)	WAKE FOREST*	DURHAM, N.C.	6:30 P.M.	
March 2	(Sun)	at North Carolina*	Chapel Hill, N.C.	1:00 p.m.	ESPN
March 5-9	(Wed-Sun)	ACC Tournament	Greensboro, N.C.	TBA	TBA
MARCH 22	(SAT)	NCAA FIRST ROUND	DURHAM, N.C.	11/1:30 PM	TBA
MARCH 24	(MON)	NCAA SECOND ROUND	DURHAM, N.C.	6:30 PM	TBA
March 29-April 1	(Sat-Tue)	NCAA Regionals	TBA	TBA	TBA
April 6, 8	(Sun, Tue)	NCAA Final Four	Nashville, Tenn.	TBA	ESPN

* - Denotes ACC Contest All game times are EST BOLD/CAPS Home Games

FS1 - Fox Sports 1 CSS - Cable Sports Southeast UKIMG - UK IMG Sports Network in Rupp Arena

RSN includes Fox Sports South, Fox Sports Carolinas, Fox Sports Florida, Sun Sports, Fox Sports Indiana, Comcast Sports Net Mid-Atlantic, New England Sports Network (NESN), the YES Network, the Madison Square Garden Network (MSG) in New York and Root Sports in Pennsylvania. All ACC games produced as part of the RSN package will also be available via WatchESPN.

NUMERICAL

No.	Name	Ht.	Yr.	Pos.	Exp.	Hometown (High School/Last School)
1	Elizabeth Williams	6-3	Jr.	C/F	2V	Virginia Beach, Va. (Princess Anne)
2	Alexis Jones	5-8	So.	G	1V	Irving, Texas (MacArthur)
3	Kianna Holland	5-9	Fr.	G	HS	Seneca, S.C. (Seneca)
4	Chloe Wells	5-7	Sr.	G	2V	Colton, Calif. (A.B. Miller/Apex)
5	Katie Heckman	6-4	R-Fr.	C	1V	Centennial, Colo. (Regis Jesuit)
12	Chelsea Gray	5-11	Sr.	G	3V	Manteca, Calif. (St. Mary's)
14	Ka'lia Johnson	5-10	Jr.	G/F	2V	Chester, Va. (Thomas Dale)
15	Richa Jackson	6-0	Sr.	G/F	3V	Midwest City, Okla. (Midwest City)
21	Kendall McCravey-Cooper	6-4	Fr.	F/C	HS	Carson, Calif. (St. Anthony)
22	Oderah Chidom	6-4	Fr.	F	HS	Oakland, Calif. (Bishop O'Dowd)
23	Rebecca Greenwell	6-1	Fr.	G	HS	Owensboro, Ky. (Owensboro Catholic)
30	Amber Henson	6-4	R-Fr.	C/F	2V	Tampa, Fla. (Walter L. Sickles)
32	Tricia Liston	6-1	Sr.	G	3V	River Forest, Ill. (Fenwick)
33	Haley Peters	6-3	Sr.	F/G	3V	Red Bank, N.J. (The Peddie School)
35	Jenna Frush	5-6	Jr.	G	2V	Durham, N.C. (Northern)

ALPHABETICAL

No.	Name	Ht.	Yr.	Pos.	Exp.	Hometown (High School/Last School)
22	Oderah Chidom	6-4	Fr.	F	HS	Oakland, Calif. (Bishop O'Dowd)
21	Kendall McCravey-Cooper	6-4	Fr.	F/C	HS	Carson, Calif. (St. Anthony)
35	Jenna Frush	5-6	Jr.	G	2V	Durham, N.C. (Northern)
12	Chelsea Gray	5-11	Sr.	G	3V	Manteca, Calif. (St. Mary's)
23	Rebecca Greenwell	6-1	Fr.	G	HS	Owensboro, Ky. (Owensboro Catholic)
5	Katie Heckman	6-4	R-Fr.	C	1V	Centennial, Colo. (Regis Jesuit)
30	Amber Henson	6-4	R-Fr.	C/F	2V	Tampa, Fla. (Walter L. Sickles)
3	Kianna Holland	5-9	Fr.	G	HS	Seneca, S.C. (Seneca)
15	Richa Jackson	6-0	Sr.	G/F	3V	Midwest City, Okla. (Midwest City)
14	Ka'lia Johnson	5-10	Jr.	G/F	2V	Chester, Va. (Thomas Dale)
2	Alexis Jones	5-8	So.	G	1V	Irving, Texas (MacArthur)
32	Tricia Liston	6-1	Sr.	G	3V	River Forest, Ill. (Fenwick)
33	Haley Peters	6-3	Sr.	F/G	3V	Red Bank, N.J. (The Peddie School)
4	Chloe Wells	5-7	Sr.	G	2V	Colton, Calif. (A.B. Miller/Apex)
1	Elizabeth Williams	6-3	Jr.	C/F	2V	Virginia Beach, Va. (Princess Anne)

Head Coach: Joanne P. McCallie (Northwestern, '87)

Assistant Coaches: Al Brown (Purdue, '64), Candice M. Jackson (Michigan State, '04),
Hernando Planells, Jr. (Regis University)

Director of Basketball Operations: Kate Senger (Michigan State, '04)

Director of Recruiting Operations: Michele Van Gorp (Duke, '99)

Athletic Trainer: Summer McKeehan (Utah State, '98)

Video Coordinator: Lauren Rice (Duke, '00)

Executive Administrative Assistant to the Head Coach: Bobby Sorrell

Associate Sports Information Director: Lindy Brown (Western Carolina, '96)

Pronunciation Guide

Chloe Wells
Kloh - ee

Richa Jackson
Ruh - shay

Oderah Chidom
O - dare - uh ... Chee - dom

Ka'lia Johnson
kuh- LEE - uh

Joanne P. McCallie
mc - CAW - lee

Kianna Holland
Key - AH - na

By Position

Centers	Katie Heckman
.....	Kendall McCravey-Cooper
Centers/Forwards	Oderah Chidom
.....	Amber Henson
.....	Elizabeth Williams
Guards/Forwards	Richa Jackson
.....	Ka'lia Johnson
.....	Haley Peters
Guards	Jenna Frush
.....	Chelsea Gray
.....	Rebecca Greenwell
.....	Kianna Holland
.....	Alexis Jones
.....	Tricia Liston
.....	Chloe Wells

By Class

Seniors	5
Juniors	3
Sophomores	1
Freshmen	6

By State

California	4
Colorado	1
Florida	1
Georgia	1
Illinois	1
Kentucky	1
New Jersey	1
North Carolina	1
Oklahoma	1
Texas	1
Virginia	2

By Height

6-4	4
6-3	2
6-1	2
6-0	1
5-11	1
5-10	1
5-9	1
5-8	1
5-7	1
5-6	1

By Major

Sociology	Chelsea Gray, Ka'lia Johnson
Theatre Studies	Richa Jackson, Chloe Wells
Psychology	Jenna Frush, Tricia Liston, Elizabeth Williams
Political Science	Haley Peters
Public Policy	Amber Henson

Others are undecided

Duke Quick Facts

General Information

Location	Durham, N.C.
Founded	1838, Trinity College
Enrollment	6,484
Nickname	Blue Devils
Colors	Duke Blue & White
Arena Name	Cameron Indoor Stadium
Capacity	9,314
Affiliation	NCAA Division I
Conference	Atlantic Coast
President	Dr. Richard H. Brodhead
Vice President & Director of Athletics	Kevin White
Assoc. Director of Athletics/SWA	Jacki Silar
Athletic Dept. Phone	(919) 684-2120
Ticket Office Phone	(919) 681-BLUE
Press Row Phone	(919) 684-6186

History

First Year of Basketball	1975-76
All-Time Record	784-349 (.692) - 38 Years
NCAA Appearances/Last	20/2013
Last Postseason Opponent	Notre Dame
Result	Lost to Notre Dame, 76-87 - NCAA Elite Eight

Coaching Staff

Head Coach	Joanne P. McCallie
Alma Mater	Northwestern, '87
Record at Duke (Years)	174-35 (6)
ACC Record	97-15 (6)
Career Record (Years)	490-183 (21)
Assistant Coaches	Al Brown, Candice M. Jackson, Hernando Planells
Director of Basketball Operations	Kate Senger
Executive Administrative Assistant to the Head Coach	Bobby Sorrell
Video Coordinator	Lauren Rice
Director of Recruiting Operations	Michele Van Gorp
Athletic Trainer	Summer McKeehan
Academic Coordinator	Heather Ryan
Strength & Conditioning Coordinator	William Stephens
Basketball Office Phone	(919) 613-7565

Team Information

2012-13 Record	33-3
2012-13 ACC Record (Finish)	17-1 (1st)
Final Ranking	No. 5 (AP), No. 6 (USA Today/ESPN)
Starters Returning/Lost	5/0
Letterwinners Returning/Lost	11/2

Sports Information

Director	Art Chase
Associate SID (Women's Basketball)	Lindy Brown
Office Phone	(919) 684-2664
Office Fax	(919) 684-2489
Cell Phone	(919) 599-9821
Email Address	lbrown@duaa.duke.edu
Website	www.GoDuke.com
Twitter	http://twitter.com/Duke_WBB;
.....	http://twitter.com/CoachPDuke
Facebook	http://www.facebook.com/DukeWBB
Instagram	dukewbb



1 - Elizabeth Williams
C/F • JR • 6-3
Virginia Beach, Va.
(Princess Anne)



2 - Alexis Jones
G • SO • 5-8
Irving, Texas
(MacArthur)



3 - Kianna Holland
G • FR • 5-9
Seneca, S.C.
(Seneca)



4 - Chloe Wells
G • SR • 5-7
Colton, Calif.
(A.B. Miller/Apex)



5 - Katie Heckman
C • R-FR • 6-4
Centennial, Colo.
(Regis Jesuit)



12 - Chelsea Gray
G • SR • 5-11
Manteca, Calif.
(St. Mary's)



14 - Ka'lia Johnson
G/F • JR • 5-10
Chester, Va.
(Thomas Dale)



15 - Richa Jackson
G/F • SR • 6-0
Midwest City, Okla.
(Midwest City)



**21 - Kendall
McCravey-Cooper**
F/C • FR • 6-4
Carson, Calif. (St. Anthony)



22 - Oderah Chidom
F • FR • 6-4
Oakland, Calif.
(Bishop O'Dowd)



23 - Rebecca Greenwell
G • FR • 6-1
Owensboro, Ky.
(Owensboro Catholic)



30 - Amber Henson
C/F • R-FR • 6-4
Tampa, Fla.
(Walter L. Sickles)



32 - Tricia Liston
G • SR • 6-1
River Forest, Ill.
(Fenwick)



33 - Haley Peters
F/G • SR • 6-3
Red Bank, N.J.
(The Peddie School)



35 - Jenna Frush
G • JR • 5-6
Durham, N.C.
(Northern)



Joanne P. McCallie
Head Coach
7th Season at Duke



Al Brown
Assistant Coach
7th Season at Duke



Candice M. Jackson
Assistant Coach
3rd Season at Duke



Hernando Planells
Assistant Coach
2nd Season at Duke

Alabama

University Facts

Location: Tuscaloosa, Ala.
 Founded: 1831
 Enrollment: 33,602
 President: Dr. Judy Bonner
 Athletics Director: Bill Battle
 Nickname: Crimson Tide
 Colors: Crimson and White
 Conference: Southeastern
 Arena (Capacity): Foster Auditorium (3,800)

Basketball Facts

Head Coach: Kristy Curry
 Record at Alabama: 0-0 (1st Year)
 Career Record: 309-149 (14 years)
 Assistant Coaches: Shereka White, Kelly Curry, Terry Nooner
 2012-13 Record (Final Ranking): 13-18 (NR)
 Conference Record (Finish): 2-14 (13th)
 2013 Postseason: N/A
 Letterwinners Returning/Lost: 6/7
 Starters Returning/Lost: 2/3

Sports Information

Women's Basketball SID: Jessica Paré
 Office Phone/Fax: 205-348-3673 / 205-348-8841
 Press Row Phone: N/A
 Email: jpare@ia.ua.edu
 Web Site: www.rolltide.com

Albany

University Facts

Location: Albany, N.Y.
 Founded: 1844
 Enrollment: 13,100
 President: Dr. Robert J. Jones
 Athletics Director: Dr. Lee McElroy
 Nickname: Great Danes
 Colors: Purple & Gold
 Conference: America East
 Arena (Capacity): SEFCU Arena (4,538)

Basketball Facts

Head Coach: Katie Abrahamson-Henderson
 Record at Albany: 66-28 (3 years)
 Career Record: 161-89 (8 years)
 Assistant Coaches: Mary Grimes, Kelly Komara, Tahnee Balero
 2012-13 Record (Final Ranking): 27-4 (NR)
 Conference Record (Finish): 16-0 (1st)
 2013 Postseason: NCAA First Round
 Letterwinners Returning/Lost: 7/5
 Starters Returning/Lost: 1/4

Sports Information

Women's Basketball SID: Dave Vatz
 Office Phone: 518-442-3072 / 518-442-3139
 Press Row Phone: N/A
 Email: dvatz@albany.edu
 Web Site: www.UAlbanySports.com

Boston College

University Facts

Location: Chestnut Hill, Mass.
 Founded: 1863
 Enrollment: 14,640
 President: Rev. William P. Leahy
 Athletics Director: Brad Bates
 Nickname: Eagles
 Colors: Maroon and Gold
 Conference: Atlantic Coast
 Arena (Capacity): Silvio O. Conte Forum (8,606)

Basketball Facts

Head Coach: Erik Johnson
 Record at Boston College: 12-19 (2nd Year)
 Career Record: 84-71 (5 years)
 Assistant Coaches: Yvonne Hawkins, Shelly Sheetz, Lisa Faulkner
 2012-13 Record (Final Ranking): 12-19 (NR)
 Conference Record (Finish): 5-13 (10th)
 2013 Postseason: N/A
 Letterwinners Returning/Lost: 8/3
 Starters Returning/Lost: 3/2

Sports Information

Women's Basketball SID: Stephanie Tunnera
 Office Phone/Fax: 617-552-0524 / 617-552-4903
 Press Row Phone: 617-552-1899
 Email: tunnera@bc.edu
 Web Site: www.bceagles.com

California

University Facts

Location: Berkely, Calif.
 Founded: 1868
 Enrollment: 36,142
 Chancellor: Nicholas Dirks
 Athletics Director: Sandy Barbour
 Nickname: Golden Bears
 Colors: Blue & Gold
 Conference: Pac-12
 Arena (Capacity): Haas Pavilion (11,877)

Basketball Facts

Head Coach: Lindsay Gottlieb
 Record at California: 57-14 (2 years)
 Career Record: 113-53 (5 years)
 Assistant Coaches: Charmin Smith, Kai Felton, Katy Stedding
 2012-13 Record (Final Ranking): 32-4 (6th)
 Conference Record (Finish): 17-1 (T-1st)
 2013 Postseason: NCAA Final Four
 Letterwinners Returning/Lost: 7/3
 Starters Returning/Lost: 3/2

Sports Information

Women's Basketball SID: Miquel Jacobs
 Office Phone/Fax: 510-642-5363 / 510-643-7778
 Press Row Phone: N/A
 Email: jacobsm2@berkeley.edu
 Web Site: www.calbears.com

Central Michigan

University Facts

Location: Mount Pleasant, Mich.
 Founded: 1892
 Enrollment: 27,693
 President: Dr. George E. Ross
 Director of Athletics: Dave Heeke
 Nickname: Chippewas
 Colors: Maroon and Gold
 Conference: Mid-American
 Arena (Capacity): McGuirk Arena (5,300)

Basketball Facts

Head Coach: Sue Guevara
 Record at Central Michigan: 97-94 (6 years)
 Career Record: 220-176 (13 years)
 Assistant Coaches: Heather Oesterle, Raina Harmon, Andrew Wodrich
 2012-13 Record (Final Ranking): 21-12 (NR)
 Conference Record (Finish): 12-4 (T-2nd)
 2013 Postseason: NCAA First Round
 Letterwinners Returning/Lost: 10/3
 Starters Returning/Lost: 3/2

Sports Information

Women's Basketball SID: Kyle Kelley
 Office Phone/Fax: 989-774-1128 / 989-774-5391
 Press Row Phone: N/A
 Email: kyle.kelley@cmich.edu
 Web Site: www.CMUchippewas.com

Clemson

University Facts

Location: Clemson, SC.
 Founded: 1889
 Enrollment: 19,911
 President: James F. Barker
 Director of Athletics: Dan Radakovich
 Nickname: Lady Tigers
 Colors: Clemson Orange and Regalia
 Conference: Atlantic Coast
 Arena (Capacity): Littlejohn Coliseum (10,000)

Basketball Facts

Head Coach: Audra Smith
 Record at Clemson: 0-0 (1st year)
 Career Record: 138-138 (9 years)
 Assistant Coaches: Daryl Oliver, Marc Wilson, Kayla Ard
 2012-13 Record (Final Ranking): 9-21 (NR)
 Conference Record (Finish): 5-13 (11th)
 2013 Postseason: N/A
 Letterwinners Returning/Lost: 9/0
 Starters Returning/Lost: 5/0

Sports Information

Women's Basketball SID: Jeff Kallin
 Office Phone/Fax: 864-656-1920 / 864-656-0299
 Press Row Phone: 864-654-3326
 Email: KALLIN@clemson.edu
 Web Site: www.clemson.tigers.com

Connecticut

University Facts

Location: Storrs, Conn.
 Founded: 1881
 Enrollment: 30,525
 President: Susan Herbst, Ph.D.
 Director of Athletics: Warde Manuel
 Nickname: Huskies
 Colors: Navy & White
 Conference: Big East
 Arena (Capacity): Gampel Pavilion (10,167)
 XL Center (16,294)

Basketball Facts

Head Coach: Geno Auriemma
 Record at UConn: 839-133 (28 years)
 Career Record: 839-133 (28 years)
 Assistant Coaches: Chris Dailey, Shea Ralph,
 Marisa Moseley
 2012-13 Record (Final Ranking): 35-4 (1st)
 Conference Record (Finish): 14-2 (2nd)
 2013 Postseason: NCAA Champion
 Letterwinners Returning/Lost: 8/3
 Starters Returning/Lost: 3/2

Sports Information

Women's Basketball SID: Pat McKenna
 Office Phone/Fax: 860-486-2394 / 860-486-5085
 Press Row Phone: 860-486-1888
 Email: patrick.mckenna@uconn.edu
 Web Site: www.uconnhuskies.com

Florida State

University Facts

Location: Tallahassee, Fla.
 Founded: 1851
 Enrollment: 41,301
 President: Dr. Eric J. Barron
 Athletics Director: Stan Wilcox
 Nickname: Seminoles
 Colors: Garnet & Gold
 Conference: Atlantic Coast
 Arena (Capacity): Donald L. Tucker Center (12,100)

Basketball Facts

Head Coach: Sue Semrau
 Record at Florida State: 295-201 (16 years)
 Career Record: 295-201 (16 years)
 Assistant Coaches: Lance White, Ron Hughey,
 Brooke Wycoff
 2012-13 Record (Final Ranking): 23-10 (NR)
 Conference Record/Finish: 11-7 (4th)
 2013 Postseason: NCAA Second Round
 Letterwinners Returning/Lost: 3/8
 Starters Returning/Lost: 1/4

Sports Information

Women's Basketball SID: Zach Stipe
 Office Phone/Fax: 850-645-7683 / 850-644-3820
 Press Row Phone: 850-224-8790
 Email: zstipe@fsu.edu
 Web Site: www.seminoles.com

Georgia Tech

University Facts

Location: Atlanta, Ga.
 Founded: 1885
 Enrollment: 21,000
 President: Dr. G.P. "Bud" Peterson
 Athletics Director: Mike Bobinski
 Nickname: Yellow Jackets, Ramblin' Wreck
 Colors: Old Gold & White
 Conference: Atlantic Coast
 Arena (Capacity): McCamish Pavilion (8,600)

Basketball Facts

Head Coach: MaChelle Joseph
 Record at Georgia Tech: 193-122 (10 years)
 Career Record: 193-122 (10 years)
 Assistant Coaches: Deja Foster, Michael Wholey,
 M.L. Willis
 2012-13 Record (Final Ranking): 14-16 (NR)
 Conference Record (Finish): 7-11 (8th)
 2013 Postseason: N/A
 Letterwinners Returning/Lost: 9/5
 Starters Returning/Lost: 1/1

Sports Information

Women's Basketball SID: Brittany McCormick
 Office Phone/Fax: (404) 894-5445 / (404) 894-1248
 Press Row Phone: 404-894-5458
 Email: bmccormick@athletics.gatech.edu
 Web Site: www.ramblinwreck.com

Kansas

University Facts

Location: Lawrence, Kan.
 Founded: 1866
 Enrollment: 27,939
 President: Dr. Claude Lilly
 Athletics Director: Dr. Sheahon Zenger
 Nickname: Jayhawks
 Colors: Crimson & Blue
 Conference: Big 12
 Arena (Capacity): Allen Fieldhouse (16,300)

Basketball Facts

Head Coach: Bonnie Henrickson
 Record at Kansas: 160-135 (9 years)
 Career Record: 318-197 (16 years)
 Assistant Coaches: Katie O'Connor, Mohogany Green,
 Shay Robinson
 2012-13 Record (Final Ranking): 20-14 (25th)
 Conference Record/Finish: 8-10 (7th)
 2013 Postseason: NCAA Sweet Sixteen
 Letterwinners Returning/Lost: 7/3
 Starters Returning/Lost: 2/3

Sports Information

Women's Basketball SID: Theresa Kurtz
 Office Phone/Fax: 785-864-7488 / 785-864-7944
 Press Row Phone: 785-864-5593
 Email: t.kurtz@ku.edu
 Web Site: www.kuathletics.com

Kentucky

University Facts

Location: Lexington, KY.
 Founded: 1865
 Enrollment: 29,928
 President: Dr. Eli Capilouto
 Athletics Director: Mitch Barnhart
 Nickname: Wildcats
 Colors: Blue and White
 Conference: Southeastern
 Arena (Capacity): Memorial Coliseum (8,000)

Basketball Facts

Head Coach: Matthew Mitchell
 Record at Kentucky: 174-91 (8 years)
 Career Record: 144-62 (6 years)
 Assistant Coaches: Jeff House, Shalon Pillow,
 Danielle Santos
 2012-13 Record (Final Ranking): 30-6 (7th)
 Conference Record (Finish): 13-3 (2nd)
 2013 Postseason: NCAA Elite Eight
 Letterwinners Returning/Lost: 10/3
 Starters Returning/Lost: 4/1

Sports Information

Women's Basketball SID: Susan Lax
 Office Phone/Fax: (859)-257-8420 / (859)-323-4310
 Press Row Phone: (859)-323-5900
 Email: slax0@uky.edu
 Web Site: UKathletics.com

Maryland

University Facts

Location: College Park, Md.
 Founded: 1865
 Enrollment: 37,631
 President: Dr. Wallace D. Loh
 Athletics Director: Kevin Anderson
 Nickname: Terrapins, Terps
 Colors: Red, White, Black and Gold
 Conference: Atlantic Coast
 Arena (Capacity): Comcast Center (17,950)

Basketball Facts

Head Coach: Brenda Frese
 Record at Maryland: 278-94 (11 years)
 Career Record: 335-124 (14 years)
 Assistant Coaches: Tina Langley, Marlin Chinn,
 David Adkins
 2012-13 Record (Final Ranking): 26-8 (12th)
 Conference Record (Finish): 14-4 (T-2nd)
 2013 Postseason: NCAA Sweet Sixteen
 Letterwinners Returning/Lost: 10/2
 Starters Returning/Lost: 4/1

Sports Information

Women's Basketball SID: Rose DiPaula
 Office Phone/Fax: (301)-314-7063 / (301)-314-9094
 Press Row Phone: (301)-314-8624
 Email: rdipaula@umd.edu
 Web Site: www.umterps.com

Old Dominion

University Facts

Location:..... Norfolk, Va.
 Founded:..... 1930
 Enrollment:..... 24,670
 President:..... John Broderick
 Athletics Director:..... Dr. Wood Selig
 Nickname:..... Lady Monarchs
 Colors:..... State Blue, Sky Blue, and Silver
 Conference:..... Conference USA
 Arena (Capacity):..... Ted Constant Convocation Center (8,600)

Basketball Facts

Head Coach:..... Karen Barefoot
 Record at Old Dominion:..... 30-33 (2 years)
 Career Record:..... 240-176 (15 years)
 Assistant Coaches: Richard Fortune, Trina Patterson, Jim Corrigan
 2012-13 Record (Final Ranking):..... 19-12 (NR)
 Conference Record (Finish):..... 10-8
 2013 Postseason:..... WNIT
 Letterwinners Returning/Lost:..... 9/3
 Starters Returning/Lost:..... 4/1

Sports Information

Women's Basketball SID:..... Grant Gardner
 Office Phone/Fax:..... 757-683-5520 / 757-683-3119
 Press Row Phone:..... 757-683-5596
 Email:..... gagardener@odu.edu
 Web Site:..... www.odusports.com

Syracuse

University Facts

Location:..... Syracuse, N.Y.
 Founded:..... 1870
 Enrollment:..... 13,850
 Chancellor:..... Dr. Nancy Cantor
 Athletics Director:..... Dr. Daryl Gross
 Nickname:..... Orange
 Colors:..... Orange
 Conference:..... Atlantic Coast
 Arena (Capacity):..... Carrier Dome (35,121)

Basketball Facts

Head Coach:..... Quentin Hillsman
 Record at Syracuse:..... 143-86 (7 years)
 Career Record:..... 143-86 (7 years)
 Assistant Coaches:..... Kelley Gibson, Vonn Read, Sasha Palmer
 2012-13 Record (Final Ranking):..... 24-8 (22nd)
 Conference Record (Finish):..... 11-5 (T-3rd)
 2013 Postseason:..... NCAA First Round
 Letterwinners Returning/Lost:..... 9/5
 Starters Returning/Lost:..... 3/2

Sports Information

Women's Basketball SID:..... David Gunn
 Office Phone/Fax:..... 315-443-3341
 Press Row Phone:..... N/A
 Email:..... dlgunn@syr.edu
 Web Site:..... SUathletics.com

Pittsburgh

University Facts

Location:..... Pittsburgh, Pa.
 Founded:..... 1787
 Enrollment:..... 28,823
 President:..... Dr. Mark Nordenberg
 Athletics Director:..... Steve Pederson
 Nickname:..... Panthers
 Colors:..... Blue and Vegas Gold
 Conference:..... ACC
 Arena (Capacity):..... Petersen Events Center (12,508)

Basketball Facts

Head Coach:..... Suzie McConnell-Serio
 Record at Pittsburgh:..... First Season
 Career Record:..... 123-68 (6 years)
 Assistant Coaches:..... Kathy McConnell Miller, Carmen Bruce, Lindsay Richards
 2012-13 Record (Final Ranking):..... 9-21 (NR)
 Conference Record (Finish):..... 0-16 (16th)
 2013 Postseason:..... N/A
 Letterwinners Returning/Lost:..... 8/2
 Starters Returning/Lost:..... 5/0

Sports Information

Women's Basketball SID:..... Becky Hart
 Office Phone/Fax:..... 412-624-7316 / 412-648-8248
 Press Row Phone:..... 412-648-2318
 Email:..... nhart@athletics.pitt.edu
 Web Site:..... www.pittsburghpanthers.com

USC Upstate

University Facts

Location:..... Spartanburg, S.C.
 Founded:..... 1967
 Enrollment:..... 5,471
 President:..... Dr. Thomas Moore
 Athletics Director:..... Lee Fowler
 Nickname:..... Spartans
 Colors:..... Green, White, and Black
 Conference:..... Atlantic Sun
 Arena (Capacity):..... G.B. Hodge Center (818)

Basketball Facts

Head Coach:..... Tammy George
 Record at USC Upstate:..... 103-132 (8 years)
 Career Record:..... 146-153 (10 years)
 Assistant Coaches:..... Ayana McWilliams, Jason Rasnake, Bill Tinder
 2012-13 Record (Final Ranking):..... 12-18(NR)
 Conference Record (Finish):..... 8-10 (4th)
 2013 Postseason:..... N/A
 Letterwinners Returning/Lost:..... 5/8
 Starters Returning/Lost:..... 3/2

Sports Information

Women's Basketball SID:..... Wesley Herring
 Office Phone/Fax:..... 864-503-5152 / 864-503-5127
 Press Row Phone:..... 864-503-5058
 Email:..... wherring@uscupstate.edu
 Web Site:..... www.upstatespartans.com

Purdue

University Facts

Location:..... West Lafayette, Ind.
 Founded:..... 1869
 Enrollment:..... 39,256
 President:..... Mitchell E. Daniels Jr.
 Athletics Director:..... Morgan J. Burke
 Nickname:..... Boilermakers
 Colors:..... Old Gold and Black
 Conference:..... Big Ten
 Arena (Capacity):..... Mackey Arena (14,846)

Basketball Facts

Head Coach:..... Sharon Versyp
 Record at Purdue:..... 161-79 (7 years)
 Career Record:..... 278-144 (13 years)
 Assistant Coaches:..... Nadine Morgan, Christy Smith, Lindsay Wisdom-Hylton
 2012-13 Record (Final Ranking):..... 25-9(20th)
 Conference Record (Finish):..... 10-6 (T-3rd)
 2013 Postseason:..... 1-1
 Letterwinners Returning/Lost:..... 9/3
 Starters Returning/Lost:..... 3/2

Sports Information

Women's Basketball SID:..... Tanner Lipsett
 Office Phone/Fax:..... 765-494-3197 / 765-494-5447
 Press Row Phone:..... 765-494-6364/6365
 Email:..... tlipsett@purdue.edu
 Web Site:..... purduesports.com

Vanderbilt

University Facts

Location:..... Nashville, Tenn.
 Founded:..... 1873
 Enrollment:..... 6,796
 Chancellor:..... Nicholas S. Zeppos
 Athletics Director:..... David Williams II
 Nickname:..... Commodores
 Colors:..... Black and Gold
 Conference:..... Southeastern
 Arena (Capacity):..... Memorial Gymnasium (14,326)

Basketball Facts

Head Coach:..... Melanie Balcomb
 Record at Vanderbilt:..... 259-106 (12 years)
 Career Record:..... 422-210 (21 years)
 Assistant Coaches:..... Tom Garrick, Ashley Earley, Kim Rosamond
 2012-13 Record (Final Ranking):..... 21-12 (NR)
 Conference Record (Finish):..... 9-7 (7th)
 2013 Postseason:..... NCAA Second Round
 Letterwinners Returning/Lost:..... 8/6
 Starters Returning/Lost:..... 3/2

Sports Information

Women's Basketball SID:..... David Dawson
 Office Phone/Fax:..... 615-343-5823
 Press Row Phone:..... 615-320-0436
 Email:..... david.dawson@vanderbilt.edu
 Web Site:..... vucommodores.com

Virginia

University Facts

Location: Charlottesville, Va.
 Founded: 1819
 Enrollment: 21,095
 President: Teresa A. Sullivan
 Athletics Director: Craig Littlepage
 Nickname: Cavaliers, Wahoos, 'Hoos
 Colors: Navy & Orange
 Conference: Atlantic Coast
 Arena (Capacity): John Paul Jones Arena (14,593)

Basketball Facts

Head Coach: Joanne Boyle
 Record at Virginia: 41-25 (2 years)
 Career Record: 270-129 (11 years)
 Assistant Coaches: Kim McNeill, Cory McNeill,
 La'Keshia Frett Meredith
 2012-13 Record (Final Ranking): 16-14 (NR)
 Conference Record (Finish): 8-10 (T-5th)
 2013 Postseason: WNIT
 Letterwinners Returning/Lost: 7/4
 Starters Returning/Lost: 3/3

Sports Information

Women's Basketball SID: Melissa Dudek
 Office Phone/Fax: 434-962-0579 / 434-982-5525
 Press Row Phone: 434-962-0579
 Email: mdudek@virginia.edu
 Web Site: www.virginiasports.com

Xavier

University Facts

Location: Cincinnati, Ohio
 Founded: 1831
 Enrollment: 6,650
 President: Michael J. Graham, S.J.
 Athletics Director: Greg Christopher
 Nickname: Musketeers
 Colors: Navy Blue, Gray and White
 Conference: BIG EAST
 Arena (Capacity): Cintas Center (10,250)

Basketball Facts

Interim Head Coach: Brian Neal
 Record at Xavier: 0-0 (1st year)
 Career Record: 171-31 (3 years)
 Assistant Coaches: Carla Morrow, Bryce McKey
 2012-13 Record (Final Ranking): 13-16 (NR)
 Conference Record (Finish): 7-7 (7th A-10)
 2013 Postseason: N/A
 Letterwinners Returning/Lost: 5/4
 Starters Returning/Lost: 3/2

Sports Information

Women's Basketball SID: Mike Hill II
 Office Phone/Fax: 513-745-3961/513-745-4390
 Press Row Phone: 513-745-3929
 Email: hillm13@xavier.edu
 Web Site: www.GOXAVIER.com

Virginia Tech

University Facts

Location: Blacksburg, Va.
 Founded: 1872
 Enrollment: 31,000
 President: Dr. Charles Steger
 Athletics Director: Jim Weaver
 Nickname: Hokies
 Colors: Chicago Maroon & Burnt Orange
 Conference: Atlantic Coast
 Arena (Capacity): Cassell Coliseum (9,847)

Basketball Facts

Head Coach: Dennis Wolff
 Record at Virginia Tech: 17-43 (2 years)
 Career Record: 294-258 (19 years)
 Assistant Coaches: Thomas Joyce, Bett Shelby,
 Jermaine Woods
 2012-13 Record (Final Ranking): 10-20 (NR)
 Conference Record (Finish): 4-14 (12th)
 2013 Postseason: N/A
 Letterwinners Returning/Lost: 8/7
 Starters Returning/Lost: 4/1

Sports Information

Women's Basketball SID: April Goode
 Office Phone/Fax: 540-231-8823 / 540-231-6984
 Press Row Phone: 540-231-3048
 Email: a.goode@vt.edu
 Web Site: www.hokiesports.com

Wake Forest

University Facts

Location: Winston-Salem, N.C.
 Founded: 1834
 Enrollment: 4,815
 President: Dr. Nathan O. Hatch
 Athletics Director: Ron Wellman
 Nickname: Demon Deacons
 Colors: Old Gold & Black
 Conference: Atlantic Coast
 Arena (Capacity): Lawrence Joel Memorial Coliseum (14,665)

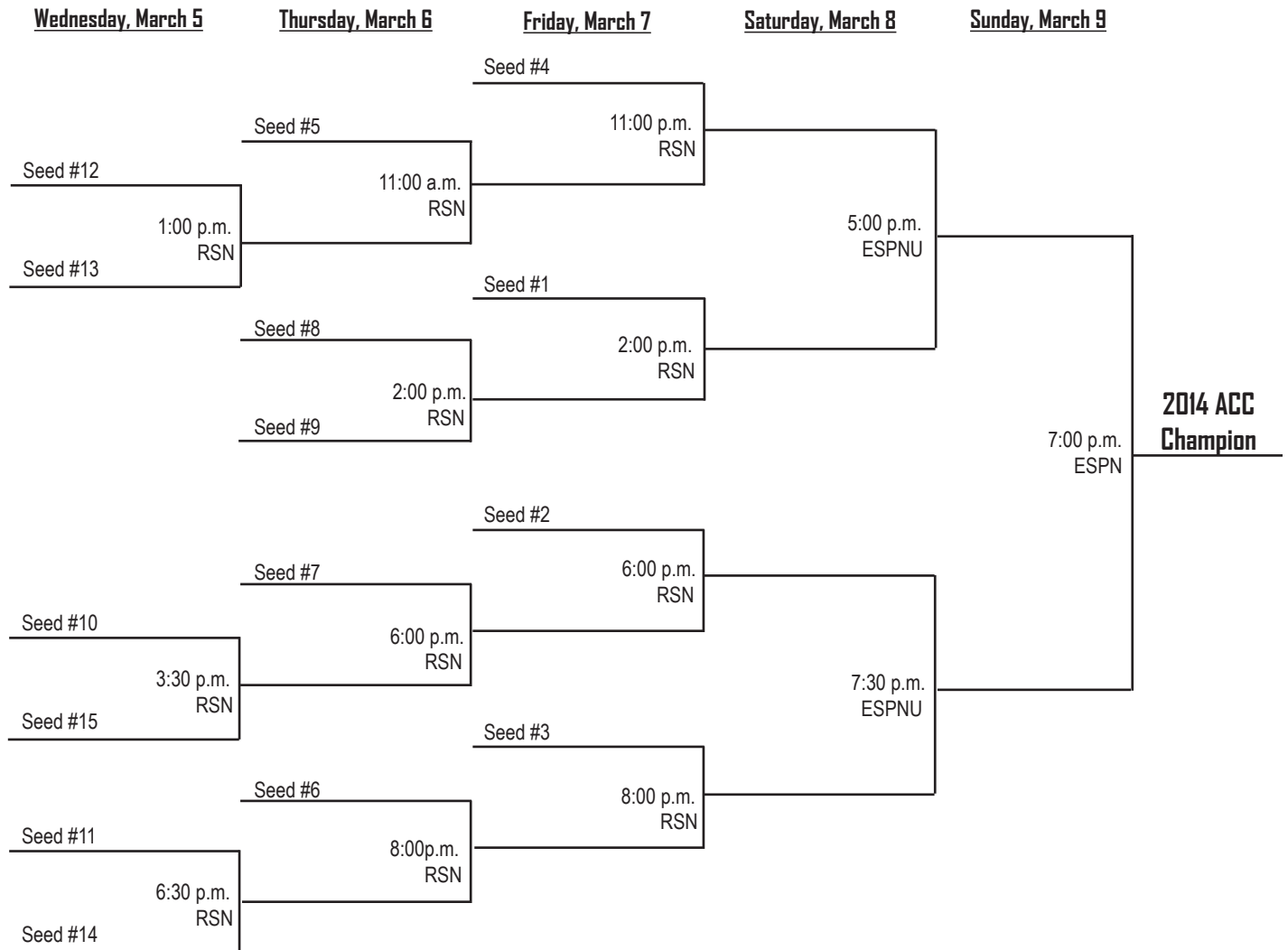
Basketball Facts

Head Coach: Jen Hoover
 Record at Wake Forest: 13-19 (1 year)
 Career Record: 33-32 (2 years)
 Assistant Coaches: Mike Terry,
 Gayle Coats Fulks, Clarisse Garcia
 2012-13 Record (Final Ranking): 13-19 (NR)
 Conference Record/Finish: 5-13 (T-9th)
 2013 Postseason: N/A
 Letterwinners Returning/Lost: 6/6
 Starters Returning/Lost: 2/3

Sports Information

Women's Basketball SID: Gary Petit
 Office Phone/Fax: 336-758-1880 / 336-758-5140
 Press Row Phone: 336-727-2945
 Email: petitgm@wfu.edu
 Web Site: www.wakeforestsports.com

Wednesday, March 5 - Sunday, March 9, 2014
Greensboro, N.C. • Greensboro Coliseum (11,126)



ACC Tournament Building History

In the past 35 years of the ACC Women's Basketball Tournament, there have been eight different sites. The inaugural tournament was held in 1978 at University Hall on the campus of the University of Virginia in Charlottesville. The Tournament then moved to Reynolds Coliseum in Raleigh, N.C., in 1979, hosted by North Carolina State University. The University of Maryland's Cole Field House in College Park was the site of the 1980 Tournament, while Clemson University's Littlejohn Coliseum, was home to the 1981 event. It returned to Reynolds Coliseum in 1982.

The Conference Tournament remained in North Carolina from 1983 to 1991, hosted by Fayetteville's Cumberland County Memorial Arena. The Tournament then moved to Winthrop Coliseum in Rock Hill, S.C., for a four-year span (1992-96), until the 1997 Tournament moved to Independence Arena in Charlotte, N.C., which hosted the event for three years. Over the last 13 years, the ACC Women's Basketball Tournament was held in the Greensboro Coliseum, which will also serve as its home through the 2015 Tournament.

RSN Includes -

Fox Sports South, Fox Sports Carolinas, Fox Sports Florida, Sun Sports, Fox Sports Indiana, Comcast Sports Net Mid-Atlantic, New England Sports Network (NESN), the YES Network, the Madison Square Garden Network (MSG) in New York and Root Sports in Pennsylvania.

All games produced as part of the RSN package will also be available via WatchESPN.

2014 Final Four: Bridgestone Arena ■ Nashville, Tenn. April 6 & 8, 2014

2014 NCAA Tournament

First & Second Rounds -
March 22 & 24 or 23 & 25

Hilton Coliseum
Ames, Iowa (Iowa State)

Pete Maravich Assembly Center
Baton Rouge, La. (LSU)

Carmichael Arena
Chapel Hill, N.C. (North Carolina)

Comcast Center
College Park, Md. (Maryland)

Reed Arena
College Station, Texas (Texas A&M)

Cameron Indoor Stadium
Durham, N.C. (Duke)

Carver-Hawkeye Arena
Iowa City, Iowa (Iowa)

Thompson-Boling Arena
Knoxville, Tenn. (Tennessee)

Memorial Coliseum
Lexington, Ky. (Kentucky)

Pauley Pavilion
Los Angeles, Calif. (UCLA)

Alaska Airlines Arena
Seattle, Wash. (Washington)

Harry A. Gampel Pavilion
Storrs, Conn. (Connecticut)

Savage Arena
Toledo, Ohio (Toledo)

Bryce Jordan Center
University Park, Pa. (Penn State)

Ferrell Center
Waco, Texas (Baylor)

Mackey Arena
West Lafayette, Ind. (Purdue)

Regionals -
March 29-April 1

Pinnacle Bank Arena
Lincoln, Neb. (Nebraska)

KFC YUM! Center
Louisville, Ky. (Louisville)

Joyce Center
Notre Dame, Ind. (Notre Dame)

Maples Pavilion
Stanford, Calif. (Stanford)

Final Four -

April 6 & 8, 2014
Bridgestone Arena
Nashville, Tenn. (Ohio Valley Conference)

Future NCAA Women's Final Fours

April 5 & 7, 2015
St. Pete Times Forum - Tampa, Fla.

April 3 & 5, 2016
Banker's Life Fieldhouse - Indianapolis, Ind.

Meet the Blue Devils

Chelsea Gray.....	18-20
Richa Jackson	21-22
Tricia Liston	23-25
Haley Peters	26-28
Chloe Wells	29-31
Jenna Frush.....	32-33
Ka'lia Johnson	34-35
Elizabeth Williams	36-38
Alexis Jones	39-40
Amber Henson.....	41-42
Oderah Chidom	43
Kendall McCravey-Cooper	43
Rebecca Greenwell	44
Katie Heckman	45
Kianna Holland	45



Chelsea Gray
 5-11 • Senior • G • #12
 Manteca, Calif.
 (St. Mary's)

**Two-Time All-America
 2013 ACC Co-Player of the Year (Coaches)
 Two-Time First Team All-ACC
 2013 All-ACC Defensive Team**

One of the top point guards in the nation ... a spectacular playmaker and skilled point guard with a knack for visualizing the floor ... has a wonderful shooting touch and great passing skills ... one of the most clutch players in Duke history ... All-America selection as a sophomore and junior ... Co-Parade National Player of the Year as a senior in high school.

Career:

Earned All-America honors as a junior from the WBCA Coaches and as a sophomore from USBWA ... voted the ACC Co-Player of the Year by the league's coaches as a junior ... All-ACC first team honoree as a sophomore and junior ... suffered a dislocated kneecap in the 25th game of her junior season against Wake Forest and missed the remainder of the year ... All-ACC Rookie team as a freshman ... posted an 82.7 free throw percentage in three years, which ranks third on the Blue Devil career list ... owns a only five Blue Devils to total a triple-double and the first to notch two triple-doubles ... totaled seven career games with 10 or more assists ... has taken 35 charges in three years, including 18 as a junior ... hit 27 of 50 field goals (54.0%) in the final three minutes of games over her career ... had surgery on her left ankle immediately following the 2010-11 season.

Duke Record Book:

Moving up the Blue Devil career charts, ranking 28th in points (1,026), tied for ninth in three-point field goal percentage (.393), third in free throw percentage (.827), ninth in assists (423), sixth in steals (248), fourth in charges taken (35) and fourth in assist/turnover ratio (1.74) ... her .851 free throw percentage as a sophomore ... dished a school-record 201 assists as a sophomore ... handed out a school-record 15 assists against Clemson as a junior ... listed fourth on the single-season steals chart with 93 as a sophomore and fifth with 89 as a junior ... ranked in the top 10 in nine different Duke freshman records -- single-game three-pointers made (T4th, 4), season assists (9th, 86), season steals (3rd, 66), season free throws made (10th, 66), season free throws attempted (10th, 82), season free throw percentage (3rd, .805), season three-pointers made (T6th, 33), season three-pointers attempted (7th, 83) and season double-figure scoring (T6th, 19).

As a Junior (2012-13):

WBCA Coaches All-America and Associated Press Second Team All-America ... Full Court Third Team All-America ... WBCA Region II Nominee for All-America ... John R. Wooden finalist ... Co-ACC Player of the Year by the head coaches ... All-ACC First Team selection ... All-ACC Defensive Team ... USBWA and Naismith Midseason candidate for player of the year ... Women of Troy Classic MVP ... ACC Player of the Week on Jan. 7 ... Naismith Preseason Player of the Year watch list ... All-ACC Academic Team ... final nominee for the Nancy Lieberman Award ... injured in the 25th game of the season against Wake Forest with a dislocated kneecap and missed the remainder of the year ... was having one of the best individual seasons

in school history prior to the injury ... averaged 12.6 points, 5.4 assists, 5.3 rebounds and 3.6 steals on the season ... notched her second career triple-double at Boston College with 18 points, 11 rebounds and 10 assists ... dished a school-record 15 assists against Clemson ... dished 10 assists at Xavier to go along with 22 points, six rebounds and three steals ... shot .851 from the free throw line and hit a school-record 37 straight free throws ... took a team-high 18 charges ... totaled a double-double against Southern California with 18 points and 10 rebounds ... collected a career-high nine steals against Clemson, while scoring nine points and pulling down six rebounds ... against seventh-ranked Maryland, scored a career-high 28 points, while hitting 13-of-14 from the free throw line ... listed as one of the top five point guards by ESPN.com ... hit 40.7 percent from three-point land.

As a Sophomore (2011-12):

USBWA All-America ... Fresno Regional All-Tournament team ... one of four finalists for the Nancy Lieberman Award ... WBCA Region II Nominee for All-America ... All-ACC Tournament Second Team ... USBWA finalist for National Player of the Year ... Naismith midseason candidate for National Player of the Year ... All-ACC First Team ... two-time ACC Player of the Week selection ... Junkanoo Jam All-Tournament team ... averaged 12.5 points, 6.1 assists, 4.9 rebounds and 2.8 steals ... ranked 12th nationally in assists and 29th in steals ... led the ACC in assists per game, while ranking fifth in free throw percentage (82.1) ... posted a school-record 201 assists ... her 6.1 assists per game was a school record as well ... tied for fourth on the Duke single-season list with 93 steals ... notched a triple-double against Pittsburgh with

Career Highs

Points.....	28
#7/7 Maryland (2-11-13)	
Rebounds.....	11
at Boston College (1-6-13)	
Pittsburgh (12-4-11)	
Assists.....	15
Clemson (1-10-13)	
Blocks.....	2
four times - most recent	
California (12-2-12)	
Steals.....	9
at Clemson (1-24-13)	
Field Goals Made.....	10
vs. N.C. State (3-2-12)	
Field Goals Attempted.....	17
vs. Connecticut (1-30-12)	
vs. N.C. State (3-2-12)	
Field Goal Percentage.....	1.000 (5-5)
vs. DePaul (3-27-11)	
Free Throws Made.....	13
Maryland (2-11-13)	
Free Throws Attempted.....	14
Maryland (2-11-13)	
Three-Point Field Goals Made.....	4
at Boston College (1-6-13)	
at North Carolina (2-7-11)	
Three-Point Field Goals Attempted.....	7
Maryland (2-11-13)	
at North Carolina (2-7-11)	

14 points, a school-record 13 assists and 11 rebounds ... posted a school-record four games with 10 or more assists on the season ... notched Duke records in the NCAA Tournament with eight steals against St. John's and 12 assists at Vanderbilt ... posted a 1.7 assist/turnover ratio, which ranked fourth in the ACC ... hit a perfect 9-of-9 from the free throw line in the Elite Eight versus Stanford ... drained her final 20 free throws of the season ... averaged 16.0 points, 6.5 assists, 4.8 rebounds and 3.8 steals in the NCAA Tournament ... led Duke with eight charges taken ... hit 14-of-22 field goals in the final three minutes of games (63.6%) ... scored 12 points in the final 3:23 at Boston College ... tallied a career-high 25 points in the ACC Tournament against N.C. State ... posted 23 points in the NCAA Elite Eight versus Stanford ... ranked tied for third in the ACC in steals per game (2.8).

As a Freshman (2010-11):

Selected to the All-ACC Tournament Second Team after averaging 9.3 points, 4.0 assists, 3.7 rebounds and 1.3 steals in three games ... All-ACC Freshman Team honoree ... All-ACC Honorable Mention ... named ACC Rookie of the Week on Dec. 13 ... a Preseason ACC Newcomer to Watch ... saw action in 34 games ... earned starts in 18 games including against DePaul and Connecticut in the NCAA Tournament Regionals ... averaged 8.7 points per game ... hit 80.5 percent from the free throw line ... scored double-digits in 18 contests ... grabbed 113 rebounds for an average of 3.3 boards per game ... averaged 2.5 assists and 1.9 steals per game ... sidelined with an ankle injury late in the regular season ... scored a career-high 20 points at 13th-ranked North Carolina as she hit a career-high 4-of-7 three-pointers ... for the season, hit 39.8 percent from three-point range ... hit multiple three-pointers in nine contests ... dished a career-high seven assists against Oklahoma State and Boston College ... tied for a team best with nine charges taken ... her 80.5 free throw percentage ranked the third-highest by a Duke freshman in school history ... had 10 points, eight rebounds and seven assists at Oklahoma State as she neared a triple-double ... sank the game-winning layup at N.C. State ... hit two key three-pointers late in the second half to propel Duke to a second round NCAA Tournament victory ... became the ninth freshman in school history to produce 10+ points in her first two career NCAA Tournament games ... notched double-digits against DePaul joining Alana Beard as the only Duke players to register 10+ points in their first three NCAA Tournament games.

Rankings:

No. 4 (Blue Star Report), No. 8 (ASGR), No. 4 (ESPN HoopGurlz), No. 5 (Collegiate Girls Basketball Report).

High School/AAU:

A McDonald's All-America and WBCA All-America ... an All-USA Today high school girl's basketball team selection in 2010 ... named Co-Player of the Year and a first team honoree on Parade's 2010 All-America squad ... a three-time The Record Player of the Year ... California Miss Basketball and Gatorade Player of the Year selection in 2010 ... tallied 18 points and eight rebounds in the 2010 WBCA High School All-America game, while being named Red Team MVP ... scored four points and grabbed five steals in the 2010 McDonald's All-America High School game ... one of five finalists for the 2010 Naismith National Player of the Year ... in her four years, took 38 charges, while totaling 2,164 career points ... as a senior, averaged 16.0 points, 4.2 rebounds, 6.1 assists and 5.1 steals ... hit 48.0 percent of her field goals ... led her team to the Class 6A state championship and was named MVP of the state tournament ... guided St. Mary's H.S. to a 34-1 overall record and a No. 2 final national ranking ... the 2009 Stockton Hall of Fame, California Junior, Comcast Sports and Stockton Player of the Year ... her St. Mary's squad was the California State Champions and won the Division II CIF Tournament in 2009 ... Cal-Hi Sports All-State first team ... 2009 All-USA Girls Basketball third team selection ... named Stockton Record Player of the Week seven times ... as a junior, averaged 19.3 points, 6.3 rebounds, 4.5 assists and 4.4 steals ... hit 53.3 percent of her field goals ... led St. Mary's to a 31-3 overall record and the state championship ... 2008 California State Player of the Year and Parade Magazine fourth team All-America ... participated in the Nike Skills Academy in 2008 and 2009 ... played for the Nike AAU Team California Storm and Team Taurasi ... selected the 2008 Farmers Insurance Student-Athlete of the Year by Comcast Television ... Cal Hi Sport First Team selection ... her sophomore year, averaged 17.6 points, 4.2 rebounds, 4.4 assists and 4.9 steals ... 2008 Stockton Player of the Year ...

earned Arizona Grand Resort All-Tournament Team honors ... Cal Hi Sport Athlete of the Month selection ... as a freshman, averaged 11.9 points, 2.8 rebounds, 3.6 assists and 3.8 steals ... MVP of the West Coast Jamboree in 2007.

Personal:

Full name is Chelsea Nichelle Gray ... born October 8, 1992 in Hayward, Calif. ... daughter of James and Vickey Gray ... has one brother, Javon (30) ... her cousin, Alexis Gray-Lawson played for the California women's basketball team and was drafted by the Washington Mystics of the WNBA ... totaled a 3.7 grade-point average in high school ... majoring in sociology along with a minor in theater studies and a markets and management certificate ... an ACC Honor Roll selection as a junior.



2012-13 - Junior Year

	Min	FG-A	3G-A	FT-A	OR/TOT	PFA	T	B	SPTS		
Presbyterian [^]	29	5-11	1-2	1-1	0-2	0	6	1	0	6	12
Iona [^]	25	5-10	2-3	6-6	1-7	1	8	0	0	2	18
Valparaiso [^]	27	2-8	1-2	6-6	2-7	3	6	1	0	2	11
at Xavier [^]	34	9-16	0-1	4-4	0-6	3	10	2	0	3	22
at Michigan [^]	35	8-13	3-5	0-1	0-3	1	5	3	0	5	19
California [^]	33	3-9	0-1	7-7	1-8	2	9	4	2	2	13
Georgia Tech [^]	29	4-11	0-2	5-7	1-2	4	6	0	0	6	13
vs. St. John's [^]	35	3-10	1-1	2-2	0-5	2	4	5	0	3	9
vs. CSUB [^]	27	3-7	0-0	5-8	4-9	1	8	3	0	3	11
at USC [^]	34	6-15	1-2	5-6	4-10	1	3	3	0	5	18
Monmouth [^]	27	5-9	0-1	3-3	2-6	1	4	2	0	2	13
at N.C. State [^]	36	6-13	0-1	8-8	1-6	3	2	1	0	2	20
at Boston Col. [^]	33	6-10	4-4	2-2	3-11	1	10	2	0	1	18
Clemson [^]	31	4-7	0-1	0-0	1-6	1	15	4	0	5	8
at WFU [^]	30	2-8	0-2	3-3	0-4	2	3	4	0	3	7
Va. Tech [^]	30	6-12	0-1	0-0	1-2	0	3	2	0	7	12
at UConn [^]	31	1-6	0-0	0-0	0-4	1	4	4	0	2	2
at Clemson [^]	37	3-10	0-2	3-4	4-6	4	3	8	0	9	9
Boston Col. [^]	27	5-13	0-3	2-3	2-6	3	2	2	0	4	1
Miami [^]	31	7-13	2-6	0-1	0-2	1	5	2	1	6	16
at UNC [^]	26	2-9	1-2	2-4	4-5	4	6	5	0	2	7
at Virginia [^]	38	5-11	3-4	1-2	2-6	3	4	2	0	2	14
Maryland [^]	34	6-13	3-7	13-14	1-3	3	3	2	0	4	28
at Va. Tech [^]	29	1-8	0-1	0-0	1-4	0	7	3	0	2	2
Wake Forest [^]	10	0-2	0-0	2-2	1-2	0	1	1	0	1	2
Florida State											DNP - Injured
at Maryland											DNP - Injured
at Miami											DNP - Injured
UNC											DNP - Injured
vs. N.C. State											DNP - Injured
vs. Florida St.											DNP - Injured
vs. UNC											DNP - Injured
Hampton											DNP - Injured
Oklahoma St.											DNP - Injured
vs. Nebraska											DNP - Injured
vs. Notre Dame											DNP - Injured

2011-12 - Sophomore Year

	Min	FG-A	3G-A	FT-A	OR/TOT	PFA	T	B	SPTS		
at BYU [^]	35	5-11	2-2	3-4	1-5	2	2	2	2	6	15
Auburn [^]	30	3-11	0-3	1-1	2-7	1	8	5	0	2	7
vs. WKU [^]	20	4-9	1-3	2-2	2-7	4	4	4	0	3	11
vs. Gard-Webb [^]	23	4-8	1-2	0-0	1-3	3	5	0	0	4	9
vs. ND [^]	36	4-14	1-5	2-2	0-6	2	2	2	0	1	11
Purdue [^]	36	4-10	0-1	3-3	1-7	3	4	4	2	3	11
Pittsburgh [^]	33	5-7	2-2	2-2	3-11	2	13	1	1	6	14
at Kentucky [^]	29	2-4	1-1	2-2	0-5	3	5	1	0	1	7
USC Upstate [^]	25	2-4	1-2	1-1	2-4	1	6	3	1	1	6
UNCW [^]	26	6-9	1-2	1-2	3-4	1	10	1	0	4	14
at Temple [^]	37	5-6	0-0	2-2	0-3	2	7	7	0	2	12
Virginia [^]	38	2-8	0-2	7-8	1-3	3	8	1	0	1	11
at WFU [^]	33	2-5	1-1	1-1	0-4	2	6	7	1	1	6
N.C. State [^]	35	5-14	0-5	2-2	0-3	2	8	3	0	1	12
Florida State [^]	33	5-13	1-3	0-0	0-4	2	5	5	0	4	11
at Va. Tech [^]	31	3-8	0-2	0-0	0-3	2	4	3	1	1	6
at Ga. Tech [^]	37	6-12	1-1	3-4	1-4	1	4	2	0	2	16
vs. Maryland [^]	36	7-16	1-3	2-2	0-5	1	11	3	0	1	17
at Clemson [^]	24	3-5	1-1	0-0	1-5	2	9	3	1	1	7
Connecticut [^]	38	5-17	3-6	0-0	0-7	1	6	2	0	6	13
Wake Forest [^]	28	4-9	1-3	3-5	1-7	1	4	4	1	3	12
North Carolina [^]	29	6-12	2-4	1-2	1-7	3	7	2	0	4	15
at Boston Col. [^]	35	7-14	3-4	2-4	0-6	2	5	6	0	1	19
at Florida St. [^]	31	3-5	0-0	1-1	0-1	3	5	6	0	2	7
Virginia Tech [^]	32	4-12	0-1	7-7	1-4	2	6	4	0	2	15
at Maryland [^]	35	7-16	2-4	0-0	0-3	3	3	5	0	3	16
Miami [^]	36	5-10	0-1	2-3	1-4	2	9	3	1	2	12
at N.Carolina [^]	35	4-9	0-1	4-6	2-4	1	7	6	0	7	12
vs. N.C. State [^]	34	10-17	1-4	4-9	1-7	3	2	8	0	3	25
vs. Samford [^]	28	6-9	0-2	4-4	0-6	2	6	1	0	4	16
at Vanderbilt [^]	37	4-7	2-3	2-2	2-5	2	12	4	1	3	12
vs. St John's [^]	33	4-8	0-0	5-5	1-4	1	4	4	0	8	13
vs. Stanford [^]	36	7-15	0-3	9-9	0-4	1	4	3	0	0	23

2010-11 - Freshman Year

	Min	FG-A	3G-A	FT-A	OR/TOT	PFA	T	B	SPTS		
Brigham Young	16	0-0	0-0	1-2	0-1	2	0	1	1	1	1
Southern Cal	12	3-8	1-3	0-1	0-3	2	2	1	0	2	7
at Auburn	14	3-6	1-3	6-6	0-2	0	1	3	0	3	13
Western Ky.	15	2-3	1-1	0-0	0-2	0	4	3	0	2	5
at Pittsburgh	19	2-6	1-3	0-0	0-2	1	4	1	0	2	5
at Charlotte	18	3-9	1-1	1-2	1-4	2	1	3	0	1	8
at JMU	21	4-10	2-3	5-6	1-6	0	1	3	0	0	15
at Wisconsin	24	4-8	0-2	5-5	1-5	1	1	1	0	1	13
Texas A&M [^]	24	3-9	1-2	4-4	1-6	2	2	4	2	1	11
Albany [^]	25	6-7	3-4	0-2	0-3	1	3	3	0	5	15
at Okla. State [^]	29	2-5	1-1	5-7	0-8	1	7	4	0	1	10
Xavier [^]	24	0-5	0-3	0-0	1-3	1	0	1	1	4	0
Temple [^]	11	0-3	0-0	0-0	1-2	4	1	1	1	0	0
Kentucky	24	4-12	2-4	1-2	2-5	4	0	0	5	11	
Maryland	20	3-7	0-4	1-2	1-2	1	3	0	1	3	7
at Florida St. [^]	27	5-10	1-3	2-2	0-2	2	4	1	0	0	13
at Va. Tech [^]	23	2-8	0-2	0-0	0-1	2	2	1	0	2	4
Georgia Tech [^]	25	1-6	0-3	4-5	1-8	1	5	3	0	1	6
at N.C. State [^]	29	5-12	1-4	2-3	1-5	3	1	1	0	1	13
Clemson [^]	20	4-8	2-3	0-0	0-2	0	5	1	1	4	10
at UConn [^]	23	3-8	0-2	0-0	0-1	1	3	0	0	3	6
Miami [^]	22	2-6	1-1	0-0	2-7	0	4	4	0	3	5
at UNC [^]	32	7-16	4-7	2-2	1-6	3	4	2	0	1	20
at WFU [^]	23	4-6	1-2	1-2	1-4	1	3	3	0	2	10
Boston Col. [^]	31	4-7	2-4	3-3	1-3	1	7	2	0	3	13
Virginia Tech [^]	3	1-2	0-1	2-2	0-1	2	0	0	0	0	4
North Carolina	5	0-3	0-2	0-0	0-0	1	0	1	0	0	0
vs. WFU	14	3-3	2-2	2-2	0-2	2	4	3	0	2	10
vs. Ga. Tech	27	2-5	2-3	4-6	0-4	2	3	1	0	2	10
vs. UNC	26	1-5	0-1	6-6	2-5	2	5	3	0	0	8
UT Martin	20	5-8	1-3	0-0	0-1	1	2	0	0	3	11
Marist	20	4-7	2-3	3-4	0-4	1	3	1	0	3	13
vs. DePaul [^]	29	5-5	0-0	6-6	1-1	1	1	2	0	2	16
vs. UConn [^]	26	2-6	0-3	0-0	1-2	1	0	4	0	3	4

Career Statistics

YEAR	G-GS	MIN-AVG	FG-FGA	PCT	3P-3PA	PCT	FT-FTA	PCT	REB	AVG	PF-FO	AST	TO	BS	ST	PTS	AVG
2010-11	34-18	721-21.2	99-229	.432	33-83	.398	66-82	.805	113	3.3	49-0	86	62	7	66	297	8.7
2011-12	33-33	1064-32.2	153-334	.458	29-77	.377	78-95	.821	162	4.9	66-0	201	115	12	93	413	12.5
2012-13	25-25	758/30.3	107/254	.421	22-54	.407	80-94	.851	132	5.3	45-0	136	66	3	89	316	12.6
Career	92-76	2543/27.6	359-817	.439	84-214	.393	224-271	.827	407	4.4	160-0	423	243	22	89	1026	11.2

Career ACC Regular Season Statistics

YEAR	G-GS	MIN-AVG	FG-FGA	PCT	3P-3PA	PCT	FT-FTA	PCT	REB	AVG	PF-FO	AST	TO	BS	ST	PTS	AVG
2010-11	12-10	260-21.7	38-91	.418	12-36	.333	17-21	.810	41	3.4	17-0	38	19	2	20	105	8.8
2011-12	16-16	528-33.0	73-168	.435	13-36	.361	35-45	.778	67	4.2	32-0	101	63	5	36	194	12.1
2012-13	14-14	421/30.1	57-140	.407	13-36	.361	41-50	.820	65	4.6	29-0	69	38	1	54	168	12.0
Career	42-40	1209/28.8	168-399	.421	38-108	.352	93-116	.802	173	4.1	78-0	208	120	8	110	271	11.1

Career ACC Tournament Statistics

YEAR	G-GS	MIN-AVG	FG-FGA	PCT	3P-3PA	PCT	FT-FTA	PCT	REB	AVG	PF-FO	AST	TO	BS	ST	PTS	AVG
2010-11	3-0	67-22.3	6-13	.462	4-6	.667	12-14	.857	11	3.7	6-0	12	7	0	4	28	9.3
2011-12	1-1	34-34.0	10-17	.588	1-4	.250	4-9	.444	7	7.0	3-0	2	8	0	3	25	25.0
Career	4-1	101-25.3	16-30	.533	5-10	.500	1										



Richa Jackson

6-0 • Senior • G/F • #15
Midwest City, Okla.
(Midwest City)

Very versatile with the ability to play the three or four positions ... quick, athletic post player who also possesses great ball skills for her position ... healthy after suffering an ACL injury her sophomore season.

Career:

Suffered a torn ACL in her left knee on Feb. 15, 2012 against Virginia Tech ... has played in 80 games in three years, while making 29 starts.

As a Junior (2012-13):

Played in only two games prior to January as she was returning from an ACL injury the year before ... on the season, started nine of her 27 games played ... averaged 5.7 points, 3.3 rebounds and 1.1 steals ... notched double-figure scoring in four games, including 12 points in the NCAA Elite Eight against second-ranked Notre Dame ... had 13 points in the ACC Tournament against N.C. State ... totaled a season-high 16 points at Boston College on 6-of-8 field goals ... tallied 10 points at Wake Forest ... pulled down a season-high eight rebounds in the ACC Championship game against 15th-ranked North Carolina ... started the final six games of the season ... averaged 9.3 points, 5.7 rebounds, 2.0 assists and 1.0 steals in three ACC Tournament games.

As a Sophomore (2011-12):

Played in 25 games before suffering a torn ACL in her left knee against Virginia Tech ... had started 17 straight contests prior to the injury ... averaged 9.4 points, 4.6 rebounds, 1.8 steals and 1.1 assists ... totaled 12 games with double-figure scoring ... posted a career-high 21 points, seven rebounds and five steals against N.C. State, while hitting 8-of-11 field goals ... hit 51.1 percent of her field goals and 37.5 percent from downtown ... collected her first career double-double with 11 points, 11 rebounds against Wake Forest ... notched double-figure scoring against her final three ranked opponents -- North Carolina (17), Connecticut (11) and Maryland (11) ... averaged 24.5 minutes ... hit 6-of-16 three-pointers, including all six over her final 12 games ... accumulated five old-fashioned three-point plays ... swiped a career-high five steals against N.C. State and Wake Forest.

As a Freshman (2010-11):

Named a Preseason ACC Newcomer to Watch ... saw action in 28 games including earning three starting spots ... averaged 3.3 points per game ... registered 13 points, nine rebounds and one block against 18th-ranked Miami in her first collegiate start ... notched a career-high 15 points and five rebounds as she hit 6-of-9 field goals versus Wake Forest in the ACC Tournament ... all three of her starts came against ranked opponents -- 18th-ranked Miami, 13th-ranked North Carolina and 16th-ranked Maryland ... scored double-digits in two contests ... averaged 2.4 rebounds per game ... was injured in the first three minutes at Maryland and did not return ... missed five games during the regular season with a strained right shoulder ... swiped a career high three steals against UT Martin and Virginia Tech.

Rankings:

No. 12 (Blue Star Report), No. 6 (ASGR), No. 6 (ESPN HoopGurtz), No. 25 (Collegiate Girls Basketball Report).

High School/AAU:

Oklahoma Gatorade Player of the Year in 2010 ... a McDonald's and WBCA All-America honoree ... recorded 12 points and six rebounds in the 2010 McDonald's All-America High School game ... 2010 Parade First Team All-America ... Daily Oklahoma, Oklahoma Super 5 and Tulsa World Player of the Year in 2010 ... tallied

career totals of 1,506 points, 499 rebounds and 275 steals ... a three-time Mid-State Player of the Year honoree ... twice selected to the All-State Tournament first team ... averaged 17.6 points, 5.3 rebounds, 1.6 assists and 2.5 steals during her senior campaign ... registered a season-high 29 points against Northside ... tallied 11 games with 20 or more points ... led the Bombers to the 2010 state championship, while being named MVP ... recorded 12 games with 20 or more points ... led her team to the 6A State Championship as a senior... a 2009 Big All-City First Team, Oklahoma Super 5 All-State and Jenks Tournament MVP selection ... a 2008 Big All-City Player of the Year honoree, while being named Mid-State Conference MVP, Jenks Tournament MVP, First Team All-State Tournament and MVP of the Springfield Tournament ... as a junior, averaged 15.6 points, 4.1 rebounds, 2.4 assists and 3.9 steals ... hit 56.6 percent of her field goals ... led her squad to a 26-1 overall record and was the runner-up at the State Championship ... selected to the Jenks All-Tournament team in 2007 and the Harrah Tournament MVP in 2006 and 2007 ... her sophomore year, averaged 17.4 points, 6.2 rebounds and 2.6 steals ... had a field goal percentage of 57.6 and tallied four double-doubles ... her team finished with a 25-2 record and advanced to the final four of the State Championship ... as a freshman, averaged 15.3 points, 7.2 rebounds and 2.9 steals in only 14 games played ... led the Oklahoma Select club team to two AAU National Championships ... played for the KC Selects club team in the summer of 2008 ... invited to try out for the 2010 USA U18 Women's National Team.

Personal:

Full name is Richa Shantel Jackson ... born January 17, 1992 in Oklahoma City, Okla. ... daughter of Richard Jackson and Sonja Searcy ... has one brother, Richard (8), and two sisters, Shaletha (23) and Raven (8) ... registered a 3.8 grade point average in high school ... majoring in theater studies along with a minor in sociology and a certificate in policy journalism and media ... ACC Honor Roll selection as a sophomore.

Career Highs	
Points.....	21
N.C. State (1-8-12)	
Rebounds.....	11
vs. Wake Forest (2-2-12)	
Assists.....	4
at Georgia Tech (1-18-12)	
Blocks.....	1
seven times - most recent	
#2/2 Notre Dame (4-2-13)	
Steals.....	5
N.C. State(1-8-12)	
at Wake Forest (2-2-12)	
Field Goals Made.....	8
at Georgia Tech (1-18-12)	
N.C. State(1-8-12)	
Field Goals Attempted.....	14
Connecticut (1-30-12)	
Field Goal Percentage.....	.889 (8-9)
at Georgia Tech (1-18-12)	
Free Throws Made.....	6
N.C. State (1-8-12)	
at Georgia Tech (1-18-12)	
Free Throws Attempted.....	8
N.C. State (1-8-12)	
at Georgia Tech (1-18-12)	

2012-13 - Junior Year

	Min	FG-A	3G-A	FT-A	OR/TOT	PF	A	T	B	S	PTS
Presbyterian				DNP - Injured							
Iona				DNP - Injured							
Valparaiso				DNP - Injured							
at Xavier				DNP - Injured							
at Michigan	1	0-0	0-0	0-0	0-0	0	0	0	0	0	0
California				DNP - Injured							
Georgia Tech				DNP - Injured							
vs. St. John's				DNP - Injured							
vs. CSUB				DNP - Injured							
at USC				DNP - Injured							
Monmouth	14	2-3	0-0	2-2	1-4	3	0	3	0	2	6
at N.C. State	10	1-3	0-0	0-0	3-5	0	0	1	0	0	2
at Boston Col.	18	6-8	1-1	3-3	0-0	2	1	2	0	3	16
Clemson	17	0-5	0-3	0-0	0-1	2	0	1	0	2	0
at WFU	16	3-5	0-0	4-6	0-1	1	0	0	2	10	
Va. Tech	17	0-5	0-1	2-2	1-1	0	0	1	0	1	2
at UConn	13	1-6	0-2	0-0	0-1	2	0	1	0	0	2
at Clemson	20	2-7	0-1	2-2	0-2	1	0	2	0	1	6
Boston Col.	15	0-6	0-1	1-2	1-4	1	1	1	1	1	1
Miami	15	2-6	0-1	2-2	3-6	1	1	1	0	1	6
at UNC	11	3-4	0-0	2-4	2-3	2	0	1	0	0	8
at Virginia	5	0-0	0-0	0-0	0-0	0	0	0	0	0	0
Maryland	18	1-8	0-1	0-0	1-4	1	0	1	0	0	2
at Va. Tech	18	0-1	0-1	6-8	0-3	0	0	3	1	4	6
Wake Forest	16	3-5	1-1	1-2	1-4	0	1	1	0	2	8
Florida State^	24	3-9	0-1	2-3	2-4	1	1	2	1	0	8
at Maryland^	23	4-7	0-3	0-0	2-4	1	0	0	0	1	8
at Miami^	30	3-7	1-2	0-0	2-5	2	1	2	0	1	7
UNC	25	2-6	0-1	2-2	2-7	5	0	2	0	3	6
vs. N.C. State	29	3-8	1-3	6-8	2-5	1	1	3	0	1	13
vs. Florida St.^	30	-10	1-3	0-0	2-4	0	0	2	0	1	7
vs. UNC^	28	2-5	0-1	4-4	1-8	3	0	1	0	1	8
Hampton^	24	2-5	0-1	0-0	1-3	1	0	2	0	1	4
Oklahoma St.^	21	0-4	0-1	1-2	2-2	2	2	1	0	1	1
vs. Nebraska ^	21	2-11	0-2	0-0	0-4	2	1	0	0	2	4
vs. N. Dame^	29	4-8	0-0	4-5	3-5	5	0	2	1	0	12

2011-12 - Sophomore Year

	Min	FG-A	3G-A	FT-A	OR/TOT	PF	A	T	B	S	PTS
at BYU	12	2-2	0-0	2-4	0-0	0	1	1	0	1	6
Auburn	26	3-9	0-1	2-2	4-9	1	1	0	0	0	8
vs. WKU	18	4-7	0-1	0-1	4-7	0	1	0	1	2	8
vs. Gard-Webb	16	3-6	0-0	1-4	3-4	1	1	1	0	2	7
vs. ND	23	0-5	0-0	3-4	2-6	2	1	0	0	1	3
Purdue	23	2-5	0-0	1-4	3-3	2	0	1	0	2	5
Pittsburgh	20	5-9	0-0	2-5	2-2	1	2	1	1	4	12
at Kentucky	27	4-8	0-0	1-2	1-3	1	0	4	0	3	9
USC Upstate^	17	2-6	0-0	1-1	0-2	0	1	3	0	3	5
UNCW^	18	4-6	0-0	0-0	1-5	2	1	1	0	4	8
at Temple^	34	3-7	0-0	4-4	2-7	3	2	1	0	3	10
Virginia^	32	5-8	0-0	2-5	3-4	1	0	4	0	0	12
at WFU^	25	4-9	0-1	3-5	4-6	3	2	1	0	1	11
N.C. State^	35	8-11	1-3	4-4	5-7	1	2	4	0	5	21
Florida State^	29	2-4	1-1	3-5	1-2	1	2	3	0	1	8
at Va. Tech^	21	5-8	0-0	1-1	1-4	3	1	2	0	0	11
at Ga. Tech^	35	8-9	1-1	0-0	0-2	3	4	3	0	2	17
vs. Maryland^	28	5-8	0-1	1-1	1-4	2	0	2	0	1	11
at Clemson^	27	5-10	0-0	3-5	2-6	2	1	1	0	0	13
Connecticut^	35	5-14	1-2	0-0	4-9	2	1	3	0	0	11
Wake Forest^	31	3-8	0-0	5-5	5-11	2	2	3	0	5	11
North Carolina^	23	7-9	1-2	2-4	1-4	0	0	1	0	3	17
at Boston Col.^	21	0-6	0-1	2-2	1-1	1	1	1	0	0	2
at Florida St.^	29	3-6	1-2	1-4	2-7	0	1	3	0	2	8
Virginia Tech^	8	1-2	0-0	0-0	1-1	1	0	0	0	0	2
at Maryland				DNP - Injured							
Miami				DNP - Injured							
at N.Carolina				DNP - Injured							
vs. N.C. State				DNP - Injured							
vs. Samford				DNP - Injured							
at Vanderbilt				DNP - Injured							
vs. St. John's				DNP - Injured							
vs. Stanford				DNP - Injured							

2010-11 - Freshman Year

	Min	FG-A	3G-A	FT-A	OR/TOT	PF	A	T	B	S	PTS
Brigham Young	7	1-2	0-0	0-0	1-1	0	1	2	0	1	2
Southern Cal	19	3-6	1-1	0-0	3-3	4	2	1	0	2	7
at Auburn	2	0-1	0-1	0-0	0-1	0	0	0	0	0	0
Western Ky.	18	2-4	0-0	3-4	2-7	2	1	2	0	0	7
at Pittsburgh	13	1-4	0-0	1-2	3-7	2	1	1	0	1	3
at Charlotte	4	0-1	0-0	0-0	0-0	0	0	0	0	0	0
at JMU	8	0-0	0-0	0-0	0-0	1	0	0	0	0	0
at Wisconsin	7	0-2	0-1	2-4	0-0	1	0	0	0	0	2
Texas A&M	2	0-1	0-0	0-0	0-0	0	0	0	0	0	0
Albany	22	1-4	0-1	1-3	3-4	3	0	1	0	1	3
at Florida State	2	0-1	0-0	0-0	0-1	0	0	0	0	0	0
at Virginia Tech	4	0-0	0-0	1-2	0-1	0	0	2	0	1	1
Georgia Tech	8	1-3	0-0	0-0	1-1	0	0	1	0	2	2
Clemson	14	2-5	0-2	1-1	0-2	1	1	1	0	2	5
at UConn	13	0-2	0-0	2-2	0-0	2	0	3	0	0	2
Miami^	25	2-9	1-1	2-2	2-9	2	0	2	1	0	13
at UNC^	21	0-8	0-2	0-0	0-4	2	1	0	0	1	0
at Wake Forest	9	3-7	0-0	0-0	1-2	2	0	0	0	2	6
at Maryland^	3	0-1	0-0	0-0	0-1	0	1	0	0	0	0
Virginia Tech	13	1-3	0-0	2-2	2-4	1	1	3	0	3	4
at Virginia	5	0-0	0-0	0-0	0-1	0	1	0	1	0	0
vs. WFU	13	6-9	0-0	3-3	3-5	3	0	1	0	0	15
vs. Ga. Tech	8	2-2	0-0	0-0	0-1	0	0	1	0	0	4
vs. UNC	6	2-3	0-1	0-0	0-1	0	0	0	0	0	4
UT Martin	19	1-3	0-0	3-6	2-7	2	2	0	0	3	5
Marist	5	1-1	0-0	0-0	1-1	0	0	1	0	0	2
vs. DePaul	13	2-4	0-0	0-0	1-4	1	0	0	0	1	4
vs. UConn	9	1-2	0-0	0-0	0-0	0	1	1	0	0	2

Career Statistics

YEAR	G-GS	MIN-AVG	FG-FGA	PCT	3P-3PA	PCT	FT-FTA	PCT	REB	AVG	PF-FO	AST	TO	BS	ST	PTS	AVG
2010-11	28-3	292-10.4	35-88	.398	2-10	.200	21-31	.677	68	2.4	30-0	12	24	1	22	93	3.3
2011-12	25-17	613-24.5	93-182	.511	6-16	.375	44-72	.611	116	4.6	35-0	28	44	2	45	236	9.4
2012-13	27-9	508-18.8	52-152	.342	5-31	.161	44-57	.772	90	3.3	39-2	10	36	4	31	153	5.7
Career	80-29	1413/17.7	180-422	.427	13-57	.228	109-160	.681	274	3.4	104-2	50	104	7	98	482	6.0

Career ACC Regular Season Statistics

YEAR	G-GS	MIN-AVG	FG-FGA	PCT	3P-3PA	PCT	FT-FTA	PCT	REB	AVG	PF-FO	AST	TO	BS	ST	PTS	AVG
2010-11	10-3	104-10.4	12-37	.324	1-5	.200	6-7	.857	26	2.6	9-0	4	10	1	13	31	3.1
2011-12	13-13	344-26.5	56-98	.571	5-12	.417	27-41	.659	59	4.5	20-0	16	28	0	20	144	11.1
2012-13	17-3	298-17.5	33-92	.359	3-18	.167	27-36	.750	54	3.2	20-1	6	21	3	22	96	5.6
Career	40-19	746-18.7	101-227	.445	9-35	.257	60-84	.714	139	3.5	49-1	26	59	4	55	271	6.8

Career ACC Tournament Statistics

YEAR	G-GS	MIN-AVG	FG-FGA	PCT	3P-3PA	PCT	FT-FTA	PCT	REB	AVG	PF-FO	AST	TO	BS	ST	PTS	AVG
2010-11	3-0	27-9.0	10-14	.714	0-1	.000											



Tricia Liston

6-1 • Senior • G • #32
River Forest, III.
(Fenwick)

2012-13 Honors
Norfolk Region All-Tournament Team
All-ACC Second Team
All-ACC Tournament Second Team
All-ACC Academic Team

One of the best shooters Coach P has ever seen ... a very creative scorer, terrific both in the paint and off the bounce with the pull-up jumper ... is one of the all-time greatest three-point shooters in Duke history ... led USA Basketball to a gold medal over the summer of 2013.

Career:

One of only 31 players in Blue Devil history to reach 1,000 points as a junior ... ranks sixth all-time at Duke with 165 three-pointers made ... has hit 85.8 percent from the free throw line, which ranks second all-time at Duke ... her 44.8 shooting percentage from three-point land ranks tied for first in school history ... owns 13 games with 20 or more points ... hit 85 three-pointers over her first two years, which was the most by any Duke player during their freshman and sophomore seasons combined ... an All-ACC second team selection by a vote of the league's coaches as a junior ... owns three career double-doubles.

Duke Record Book:

Set a school record with 80 three-pointers made as a junior ... drained 57 three-pointers as a sophomore, which is the 10th-most in Blue Devil single-season history ... her 46.0 percentage from downtown as a sophomore ranks sixth and 46.5 percent as a junior ranks fifth on the single-season list ... from the free throw line, drained a school-record 93.1 percent as a junior and hit 86.7 percent as a sophomore to rank sixth ... attempted 171 three-pointers as a junior to rank fifth on the single-season list ... scored the most points by a Duke player off the bench with 29 against Wake Forest as a junior ... her 28 three-pointers ranked 10th in the Blue Devil freshman record book ... hit four three-pointers at Virginia, which tied for the fourth-most as a Blue Devil freshman in a single game ... her six steals against Virginia Tech tied for the seventh-most at Duke by a rookie.

ACC Record Book:

Set a single-season record for highest free throw percentage as a junior with a 93.1 ledger.

2013 USA Basketball World University Games Team:

Led the World University Games Team to the gold medal and a 6-0 record in Kazan, Russia ... saw action in all six games, while averaging 8.2 points, 3.0 rebounds and 1.0 assists ... tied for a team best with nine three-pointers made, which also tied for the fourth most in the tournament ... hit a team-high 42.9 percent of her three-pointers ... registered double-figure scoring in each of her first four games.

As a Junior (2012-13):

Norfolk Region All-Tournament team ... All-ACC second team, which was voted on by the coaches ... All-ACC Tournament second team ... All-ACC Academic team ... selected ACC Player of the Week on Feb. 18 ... started 28 of 36 contests ... averaged 13.5 points, 5.1 rebounds, 1.4 assists and 1.0 steals ... espnW National Player of

the Week on Feb. 18, after a career-high 29 points against Wake Forest ... totaled six games with 20 or more points ... after an injury to Chelsea Gray versus WFU, scored a career-high 29 points, had nine rebounds and two assists in 33 minutes ... hit four or more three-pointers in seven games ... drained a career-high six treys against N.C. State in the quarterfinals of the ACC Tournament ... in the NCAA stats, ranked No. 3 in three-point field goal percentage (46.5) ... ranked 11th in the ACC in scoring, first in free throw percentage, first in three-point field goal percentage (46.5) and fourth in three-point field goals made per game (2.2) ... her 80 three-pointers marked a Duke single-season record and were tied for the most hit by an ACC player in 2012-13 ... in ACC games only, ranked 15th in scoring (12.8), second in three-point field goal percentage (45.7) and tied for seventh in three-point field goals made (2.1) ... notched a double-double against N.C. State with 26 points and 11 rebounds ... posted her first double-double of the season versus Valparaiso with 17 points and 12 rebounds ... hit at least one three-pointer in 34 of 36 contests.

Career Highs

Points.....	29
Wake Forest (2-17-13)	
Rebounds.....	12
Valparaiso (11-23-13)	
Assists.....	4
five times - most recent	
Wake Forest (12-6-12)	
Steals.....	6
vs. Virginia Tech (2-20-11)	
Field Goals Made.....	10
at Vanderbilt (3-20-12)	
Field Goals Attempted.....	19
Hampton (3-24-13)	
Field Goal Percentage.....	1.000 (4-4)
at Oklahoma State (12-12-10)	
Free Throws Made.....	8
Wake Forest (2-17-13)	
Free Throws Attempted.....	9
Wake Forest (2-17-13)	
Three-Point Field Goals Made.....	6
N.C. State (3-8-13)	
Three-Point Field Goals Attempted....	10
Wake Forest (3-24-13)	

As a Sophomore (2011-12):

Averaged 12.0 points, 3.9 rebounds, 1.5 assists and 1.3 steals ... started 17 of 33 games played, including all four in the NCAA Tournament ... led Duke with seven games of 20 or more points ... drained 57 treys, which ranked 10th on the Blue Devil charts ... led the ACC with a 46.0 three-point field goal percentage ... ranked tied for fourth with a 1.7 three-pointers per game average ... hit three or more treys in a total of 11 games ... registered a double-double with 14 points and 11 rebounds against N.C. State ... ranked second in the ACC with an 86.7 free throw percentage ... listed 11th in the ACC in free throw percentage (48.6) ... hit a career-high five three-pointers versus Pittsburgh ... averaged 18.8 points, 4.3 rebounds, 1.5 assists and 1.5 steals in the NCAA Tournament ... tallied a career-high 23 points against Vanderbilt, North Carolina and Gardner-Webb ... notched seven games with 20 or more points ... scored double-figures in the final six games of the year ... All-ACC Academic Team selection.

As a Freshman (2010-11):

Played in 32 games ... registered two games started against Virginia and on senior night versus 13th-ranked North Carolina ... tallied six steals and a career-high 19 points in the win over Virginia Tech ... knocked down 28 treys for a 38.9 percentage behind the arc ... her 28 three-pointers ranks as the 10th-highest single-season total for a Duke freshman ... averaged 5.5 points per game ... grabbed 67 rebounds and averaged 2.1 boards per game ... scored double-digits in eight contests ... hit multiple three-pointers in nine games ... registered double-figure scoring in three straight contests against 14th-ranked Maryland, 21st-ranked Florida State and Virginia Tech ... hit a career-high 4-of-6 treys at Virginia ... posted 15 points against Albany and Florida State ... swiped a career-high six steals and dished a career-high four assists against Virginia Tech ... her four treys at Virginia is tied for the second-most in a single game by a Blue Devil freshman.

Rankings:

No. 46 (Blue Star Report), No. 62 (ASGR), No. 33 (ESPN HoopGurlz), No. 28 (Collegiate Girls Basketball Report).

Prep:

Illinois Gatorade Player of the Year in 2009 & 2010 ... 2010 Illinois Miss Basketball ... third-team Parade All-America in 2010 ... three-time First Team All-State by the Chicago Tribune, Chicago Sun Times and Associated Press ... named ESPNChicago.com Girls Player of the Year as a senior ... finished her prep career with 2,713 points ... averaged 28.8 points, 6.4 rebounds, 2.5 assists and 2.3 steals during her senior campaign ... hit 55.6 percent of her field goals ... scored a season-high 43 points against St. Joe as she hit six three-pointers ... notched 13 games with 30 or more points ... had four double-doubles on the season ... three-time Eastern Suburban Catholic League Most Valuable Player ... three-time ESCC All-Conference ... Pioneer Press Player of the Year and Suburban Life Player of the Year as a sophomore, junior and senior ... All-Area Chicago Tribune and Chicago Sun Times in 2007-08, 2008-09 and 2009-10 ... as a junior, averaged 23.9 points, 6.0 rebounds, 1.4 assists and 1.3 steals ... hit 38.3 percent from three-point land ... notched 20 or more points in 23 contests, while posting 30 or more points in four contests ... played only 21.0 minutes a game ... totaled a season-high 36 points and eight rebounds against Hinsdale Central ... three-time MVP of the Niles North Thanksgiving Tournament ... three-time All-Tournament selection and MVP at the Dundee Crown Christmas Tournament and the Niles North Thanksgiving Tournament ... averaged 21.0 points, 6.0 rebounds and 3.0 assists as a sophomore ... her freshman year, averaged 10.0 points, 4.0 rebounds and 2.0 assists.

Personal:

Full name is Patricia Maureen Liston ... born February 20, 1992 in Chicago, Ill. ... daughter of Brian and Molly Liston ... has three sisters, Brigid (27), Maura (25) and Clare (23) ... her father, Brian, played basketball at Loyola from 1978-82 ... majoring in psychology along with obtaining a markets and management certificate ... an ACC Honor Roll selection as a junior.



2012-13 - Junior Year

	Min	FG-A	3G-A	FT-A	OR/TOT	PF	A	T	B	S	PTS
Presbyterian [^]	32	6-9	4-6	5-5	3-9	0	4	3	0	5	21
Iona [^]	30	3-10	3-5	3-4	2-9	0	3	0	0	3	12
Valparaiso [^]	30	7-14	1-3	2-2	5-12	0	3	3	0	1	17
at Xavier [^]	35	3-9	1-4	0-0	0-6	0	2	2	0	1	7
at Michigan [^]	28	2-5	2-2	2-2	0-2	2	1	1	0	0	8
California [^]	37	9-16	2-5	2-2	1-8	0	2	2	0	1	22
Georgia Tech [^]	27	6-16	1-4	0-0	2-5	1	4	2	0	0	13
vs. St. John's [^]	29	2-6	2-3	0-0	3-6	2	2	0	1	0	6
vs. CSUB [^]	28	5-9	2-5	2-2	2-4	4	2	3	0	1	14
at USC [^]	28	4-10	4-6	2-2	0-2	0	3	1	0	0	14
Monmouth [^]	29	5-10	2-6	3-4	2-9	0	1	2	0	2	15
at N.C. State [^]	24	2-10	0-3	0-0	3-4	1	1	3	0	0	4
at Boston Col. [^]	22	7-9	3-5	0-0	0-3	1	2	4	0	1	17
Clemson [^]	24	4-9	3-6	3-4	0-4	2	1	2	0	0	14
at WFU [^]	26	4-8	1-2	0-0	0-2	1	1	1	0	2	9
Va. Tech [^]	25	2-7	1-4	0-0	1-6	2	0	2	0	2	5
at UConn [^]	24	1-1	0-0	0-0	0-2	3	0	1	0	1	2
at Clemson	22	8-17	4-8	2-2	1-1	3	1	1	0	1	22
Boston Col.	19	4-8	4-6	0-0	1-4	2	1	1	1	0	12
Miami	22	7-11	2-4	1-1	0-1	1	1	0	0	0	17
at UNC	25	5-10	3-6	2-2	0-0	0	0	3	0	0	15
at Virginia	25	4-8	1-3	0-0	1-2	4	1	4	0	0	9
Maryland	31	6-15	1-3	4-4	2-6	0	0	1	0	2	17
at Va. Tech	19	3-4	2-3	0-0	1-6	2	1	1	0	0	8
Wake Forest	33	8-12	5-7	8-9	3-9	2	2	1	0	0	29
Florida State [^]	37	2-7	2-5	2-2	4-6	0	2	4	0	0	8
at Maryland [^]	35	4-7	3-3	4-4	2-6	1	1	1	0	0	15
at Miami [^]	30	3-9	0-5	2-2	0-1	0	1	2	0	0	8
UNC [^]	29	1-8	1-4	5-6	1-5	2	1	6	1	1	8
vs. N.C. State [^]	33	8-16	6-10	4-4	1-11	3	0	1	0	0	26
vs. Florida St. [^]	33	4-12	3-7	6-6	1-4	1	1	3	0	1	17
vs. UNC [^]	32	2-6	1-4	2-2	1-2	2	3	4	0	0	7
Hampton [^]	34	7-19	4-10	2-2	1-6	2	2	2	0	2	20
Oklahoma St. [^]	36	4-15	2-8	3-3	3-5	1	1	0	0	4	13
vs. Nebraska [^]	37	5-13	3-5	4-4	1-8	1	0	2	0	2	17
vs. N. Dame [^]	36	6-9	1-2	6-7	2-6	3	1	3	0	2	19

2011-12 - Sophomore Year

	Min	FG-A	3G-A	FT-A	OR/TOT	PF	A	T	B	S	PTS
at BYU	14	0-6	0-3	0-0	0-3	0	3	0	0	1	0
Auburn	14	0-6	0-3	0-0	1-2	1	1	0	0	0	0
vs. WKU	23	7-10	3-4	5-6	0-0	0	0	2	0	0	22
vs. Gard-Webb	20	7-9	3-5	6-6	3-6	2	1	3	0	1	23
vs. ND	23	2-5	1-3	0-0	1-3	2	1	1	0	0	5
Purdue [^]	21	1-6	0-1	0-0	2-6	0	1	2	0	1	2
Pittsburgh [^]	30	6-9	5-6	2-2	1-4	1	2	1	0	2	19
at Kentucky [^]	30	-3-8	1-5	4-6	1-3	2	1	2	0	0	11
USC Upstate	14	3-5	1-3	0-0	0-0	1	1	1	0	1	7
UNCW	20	8-14	2-5	0-0	3-6	1	3	1	0	3	18
at Temple [^]	35	7-10	2-3	4-4	2-6	2	4	3	0	3	20
Virginia [^]	35	6-11	3-5	3-4	3-7	2	4	3	0	1	18
at WFU [^]	18	1-4	1-2	3-4	0-3	4	1	3	0	0	6
N.C. State [^]	32	3-8	2-4	6-6	4-11	3	1	2	0	3	14
Florida State [^]	37	8-12	3-6	1-1	1-5	2	2	1	0	1	20
at Va. Tech [^]	29	3-7	0-3	1-2	1-3	1	0	1	0	0	7
at Ga. Tech [^]	23	2-6	0-1	1-1	1-4	0	0	2	0	0	5
vs. Maryland [^]	26	1-2	1-2	0-0	1-5	1	1	1	0	2	3
at Clemson [^]	28	6-10	3-5	1-2	0-2	1	0	2	0	3	16
Connecticut [^]	27	1-7	0-3	0-0	0-2	1	0	1	0	0	2
Wake Forest	20	3-10	0-2	0-0	1-4	4	2	1	0	3	6
North Carolina	26	7-10	4-6	5-5	0-7	1	2	2	0	3	23
at Boston Col.	25	2-7	2-5	1-2	0-2	0	3	0	0	1	7
at Florida State	23	2-7	1-1	0-0	1-3	1	1	2	1	1	5
Virginia Tech	28	4-10	3-7	6-6	1-2	0	0	1	0	1	17
at Maryland	25	2-8	0-2	4-4	2-6	1	2	0	0	0	8
Miami	29	2-5	2-4	3-4	0-2	1	1	3	0	1	9
at N.Carolina	31	5-9	1-5	4-5	0-3	3	2	2	0	3	15
vs. N.C. State	25	5-13	4-6	0-0	0-2	2	2	2	0	1	14
vs. Samford [^]	33	7-10	2-2	6-6	0-4	2	3	1	0	2	22
at Vanderbilt [^]	38	10-15	3-5	0-1	1-4	0	1	2	0	0	23
vs. St. John's [^]	32	6-9	1-2	2-2	1-4	2	1	1	0	2	15
vs. Stanford [^]	37	4-8	3-5	4-4	1-5	2	1	0	0	2	15

2010-11 - Freshman Year

	Min	FG-A	3G-A	FT-A	OR/TOT	PF	A	T	B	S	PTS
Brigham Young	6	0-1	0-1	0-2	1-2	1	0	0	0	0	0
Southern Cal	7	1-1	1-1	1-2	1-1	1	0	2	0	0	4
at Auburn	4	2-4	0-2	0-0	0-0	0	0	0	0	0	4
Western Ky.	14	1-3	0-1	2-2	0-1	1	1	0	0	0	4
at Pittsburgh	5	0-0	0-0	0-0	1-1	1	2	1	0	0	0
at Wisconsin	5	0-0	0-0	0-0	1-2	1	0	1	0	0	0
Albany	24	5-9	3-4	2-2	1-4	1	2	2	0	2	15
at Okla. State	18	4-4	2-2	1-2	0-4	2	0	2	0	0	11
Xavier	4	0-1	0-1	0-0	1-1	0	1	0	0	0	0
Temple	5	0-2	0-2	0-0	0-1	0	1	0	0	0	0
Kentucky	12	2-4	1-1	0-0	2-4	0	0	0	0	0	5
Maryland	20	3-8	2-6	4-4	0-2	0	2	1	0	0	12
at Florida State	23	5-7	3-4	2-5	0-5	1	2	2	0	0	15
at Virginia Tech	22	4-10	2-8	3-3	2-5	2	2	2	0	1	13
Georgia Tech	16	3-4	1-1	2-2	2-2	0	1	1	0	2	9
at NC State	11	1-5	0-1	1-1	0-1	1	1	0	0	0	3
Clemson	17	4-11	2-7	2-3	1-3	1	1	0	1	2	12
at UConn	14	1-5	0-2	1-1	0-0	0	0	1	0	0	3
Miami	7	2-3	0-0	0-0	1-2	1	0	0	0	0	4
at UNC	6	0-5	0-3	0-0	2-3	0	0	2	0	0	0
at Wake Forest	10	0-3	0-1	0-0	0-2	1	0	2	0	0	0
Boston College	3	0-1	0-1	0-0	0-0	0	0	1	0	0	0
at Maryland	17	1-2	0-1	4-4	0-0	4	3	1	0	0	6
Virginia Tech	22	7-10	3-5	2-5	1-4	1	4	0	0	6	19
at Virginia [^]	28	6-10	4-6	0-1	1-5	1	0	2	0	1	16
North Carolina [^]	16	3-6	1-2	0-1	0-2	1	2	0	1	1	7
vs. WFU	17	2-5	1-3	0-1	0-5	0	2	2	0	2	5
vs. UNC	3	0-1	0-1	0-0	0-1	0	0	1	0	0	0
UT Martin	12	3-4	2-3	0-0	0-1	1	0	3	0	2	8
Marist	6	0-1	0-1	0-2	1-3	0	0	1	0	0	0
vs. DePaul	3	0-0	0-0	0-0	0-0	0	0	0	0	0	0
vs. UConn	7	0-1	0-1	2-2	0-0	1	1	0	0	0	2

Career Statistics

YEAR	G-GS	MIN-AVG	FG-FGA	PCT	3P-3PA	PCT	FT-FTA	PCT	REB	AVG	PF-FO	AST	TO	BS	ST	PTS	AVG
2010-11	32-2	384-12.0	60-131	.458	28-72	.389	29-42	.690	67	2.1	24-0	28	30	2	19	177	5.5
2011-12	33-17	871-26.4	134-276	.486	57-124	.460	72-83	.867	129	3.9	46-0	48	49	1	42	397	12.0
2012-13	36-28	1046/29.1	163-364	.448	80-172	.465	81-87	.931	182	5.1	49-0	52	72	3	35	487	13.5
Career	101-47	2301/22.8	357-771	.463	165-368	.448	182-212	.858	378	3.7	119-0	128	151	6	96	1061	10.5

Career ACC Regular Season Statistics

YEAR	G-GS	MIN-AVG	FG-FGA	PCT	3P-3PA	PCT	FT-FTA	PCT	REB	AVG	PF-FO	AST	TO	BS	ST	PTS	AVG
2010-11	14-2	218-15.6	39-85	.459	18-46	.391	20-26	.769	36	2.6	14-0	18	14	2	13	116	8.3
2011-12	16-8	435-27.2	57-126	.452	26-60	.433	39-46	.848	69	4.3	25-0	22	26	1	23	179	11.2
2012-13	18-10	475/26.4	80-175	.457	37-81	.457	33-36	.917	71	3.9	25-0	21	39	2	9	230	12.8
Career	48-20	1128/23.5	176-386	.456	81-187	.433	92-108	.852	176	3.7	64-0	61	79	5	45	525	10.9

Career ACC Tournament Statistics

YEAR	G-GS	MIN-AVG	FG-FGA	PCT	3P-3PA	PCT	FT-FTA	PCT	REB	AVG	PF-FO	AST	TO	BS	ST	PTS	AVG
2010-11	2-0	20-10.0	2-6	.333	1-4	.250	0-1	.000	6	3.0	0-0	2	3	0	2	5	2.5
2011-12	1-0	25-25.0	5-13	.385	4-6	.667	0-0	.000	2	2.0	2-0	2	2	0	1	14	14.0
2012-13	3-3	98-32.7	14-34	.412	10-21	.476	12-12	1.000	15	5.7	6-0	4	8	0	1	50	



Haley Peters

6-3 • Senior • F/G • #33
Red Bank, N.J.
(The Peddie School)

Two-Time All-ACC
2013 All-ACC Tournament First Team
Three-Time All-ACC Academic Team
2013 Capital One Academic All-District III

One of the hardest working players Coach P has ever seen ... very versatile and tough on the court ... can play the three and four positions ... a fierce competitor ... earned the Iron Blue Devil Belt award from strength and conditioning coach William Stephens for her hard work in the weight room and conditioning as a sophomore and junior.

Career:

Owns 590 rebounds to rank 25th all-time on Duke's charts ... became one of only 31 players in Blue Devil history to reach 1,000 points as a junior ... ranks 30th in points (1,020) ... one of only four players in Duke history to hit over 50.0 percent of her field goals, 40.0 percent from downtown and over 75.0 percent from the charity stripe (Ali Day, Jenni Kraft, Laura Kurz, Alana Beard) ... just the eighth Duke player to hit over 50.0 percent from the field in each of her first three years (Alana Beard, Chante Black, Payton Black, Ali Day, Tyish Hall, Monika Kost, Chris Moreland and Rochelle Parent) ... started 78 of 105 games ... owns a career field goal percentage of 51.2 ... hit 51 of 119 three-pointers for a 42.9 percentage ... an All-ACC second team honoree as a junior and All-ACC third team selection as a sophomore ... has taken nine charges in three years ... owns 11 career double-doubles.

Duke Single Season Record Book:

Pulled down 273 rebounds as a junior to rank tied for sixth on the Duke charts ... notched 13 games with 10 or more rebounds, which ranks tied for fifth on the single-season list ... hit 47.4 percent from downtown to rank tied for second on the single-season charts ... her 52.2 field goal percentage ranked as the seventh-best by a Duke freshman in school history, while also leading the team.

2013 USA World University Games Team:

Invited to try out for the squad from May 16-19 ... named one of the finalists.

As a Junior (2012-13):

All-ACC second team selection ... All-ACC Tournament first team ... All-ACC Academic Team ... Capital One Academic All-District III honoree ... started all 36 contests ... averaged 12.2 points, 7.6 rebounds, 1.9 assists and 1.1 steals ... totaled 10 double-doubles and 13 games with 10 or more rebounds ... led team in rebounding with a 7.6 per game average and 273 total, which ranked tied for sixth on Duke's single-season list ... ranked 34th nationally in field goal percentage (50.7) ... in the ACC stats, ranked 20th in scoring, ninth in rebounding and 10th in field goal percentage (50.7) ... in ACC games only, ranked tied for 26th in scoring (11.8), eighth in rebounding (8.1) and tied for 12th in field goal percentage (48.1) ... teamed with Elizabeth Williams to pull down a combined 14.9 rebounds a game, which was the highest per game average since the 1995-96 campaign ... hit a career-best 27 three-pointers and drained 47.4 percent from downtown ... her 47.4 percent from downtown ranked tied for second on Duke's single-season list ... tied a career high with 25 points at Virginia Tech, while pulling down 10 rebounds

... drained a career-high four treys against the Hokies ... opened the season with 21 points versus Presbyterian ... took three charges.

As a Sophomore (2011-12):

All-ACC Third Team ... averaged 10.8 points, 5.6 rebounds, 1.3 assists and 1.3 steals ... started all 33 contests ... hit 51.2 percent from the field ... hit 18 treys and drained 43.9 percent from downtown ... posted a double-double with 18 points and 11 rebounds against Wake Forest ... drained 10-of-12 field goals against eighth-ranked Maryland, while scoring 21 points ... scored a career-high 25 points on 12-of-16 field goals at Vanderbilt in the NCAA Tournament ... totaled 19 games with 10 or more points ... All-ACC Academic Team selection ... pulled down at least two rebounds in every game ... grabbed a career-high four steals against Virginia and UNC Wilmington ... hit 13 out of her last 23 three-point field goal attempts to conclude the season.

As a Freshman (2010-11):

Selected to the All-ACC Academic Team ... saw the court in all 36 games, while making nine starts ... started against DePaul and Connecticut in the NCAA Tournament Regionals ... brought down 3.6 rebounds per game including a career-high 13 in the win over Southern California ... shot 8-of-11 and scored a career-high 17 points against Western Kentucky ... hit 52.2 percent of her field goals and 73.5 of her free throws ... her 52.2 field goal percentage led the Duke team ... scored double-figures a total of 10 times ... averaged 10.7 points, 4.3 rebounds and 1.0 assists in the ACC Tournament ... took five charges on the season ... dished a career-high four assists at James Madison ... pulled down four or more rebounds in 17 games ... scored 15

Career Highs

Points.....	25
at Virginia Tech (2-14-13)	
at Vanderbilt (3-20-12)	
Rebounds.....	14
Florida State (2-22-13)	
Assists.....	6
at Clemson (1-27-12)	
Steals.....	4
six times - most recent	
Oklahoma State (3-26-13)	
Field Goals Made.....	12
at Vanderbilt (3-20-12)	
Field Goals Attempted.....	16
at Vanderbilt (3-20-12)	
Field Goal Percentage.....	.875 (7-8)
vs North Carolina (3-10-13)	
at Boston College (2-9-12)	
Free Throws Made.....	6
vs. Samford (3-18-12)	
Free Throws Attempted.....	6
four times - most recent	
Wake Forest (2-17-13)	
Three-Point Field Goals Made.....	4
at Virginia Tech (2-14-13)	
Three-Point Field Goals Attempted.....	5
at Virginia Tech (2-14-13)	

points and had four rebounds as she hit 6-of-7 field goals at 21st-ranked Florida State ... had 14 points and four rebounds in the ACC Championship game against 19th-ranked North Carolina ... became the eighth freshman in school history to produce 10+ points in her first two career NCAA Tournament games.

Rankings:

No. 9 (Blue Star Report), No. 18 (ASGR), No. 19 (ESPN HoopGurlz), No. 23 (Collegiate Girls Basketball Report).

2010 USA U18 Women's National Team:

Invited to try out for the squad from June 8-11 ... one of 16 finalists.

High School/AAU:

A McDonald's All-America selection in 2010 ... 2010 New Jersey Gatorade Player of the Year ... 2010 Parade Magazine Second Team All-America ... recorded seven points, three rebounds and two assists in the 2010 McDonald's All-America High School game ... two-time New Jersey State Prep and Mid-Atlantic Prep League Player of the Year in 2009 and 2010 ... four-time First Team New Jersey All-State ... four-time Mid-Atlantic Prep League First Team All-League ... totaled 1,521 career points and 1,116 rebounds ... as a senior, averaged 19.8 points, 8.1 rebounds, 3.2 assists and 2.5 steals ... shot 59.0 percent from three-point range, 84.2 percent from the free throw line and 54.0 percent from the field ... led her team to a 25-2 record, its 14th straight Mid-Atlantic Prep A championship and 12th consecutive New Jersey State Prep Championship ... helped Peddie win the ESPN Rise National High School Invitational her senior year, while being named tournament MVP ... led Peddie to a top 25 ranking by USA Today ... averaged 17.8 points, 11.6 rebounds, 2.0 assists and 1.1 blocks as a junior ... totaled a career-high 34 points on 17-of-20 field goals against Lawrenceville in just over half a game ... led her squad to a 24-2 record and No. 43 ranking by ESPN Rise ... second team Sporting News All-America in 2010 and Honorable Mention selection in 2008 and 2009 ... attended the Nike National Skills Academy in 2009 ... a 2009 Boo Williams Invitational All-Tournament team selection ... Girls MVP of the 26th Eastern States Invitational ... two-time Myrtle Beach Holiday Invitational All-Tournament team in 2009 and 2010 ... as a sophomore, averaged 12.1 points, 10.6 rebounds, 1.9 assists and 1.8 steals ... led Peddie to a 22-4 record ... First Team All-League for the N.J. Mid-Atlantic Prep League ... Newark Star Ledger All-State, All-Mid Atlantic Prep League and Trenton Times All-Area First Team in 2007 ... for her freshman year, averaged 10.0 points, 11.8 rebounds, 1.5 assists and 1.5 steals ... team posted a 17-10 overall record ... named New Jersey Prep Rookie of the Year in 2006-07 ... Newcomer of the Year for the N.J. Mid-Atlantic Prep League ... played for the Philadelphia Belles AAU Nike Sponsored team from 2007-09.

Personal:

Full name is Haley McCloskey Peters ... born September 17, 1992 in Summit, N.J. ... daughter of Kurt Peters and Sharon McCloskey ... has two brothers, Casey (24) and Ryan (22) ... her brother, Casey, was a member of the Duke basketball team and graduated in 2011 ... her brother, Ryan, is a senior on the Emory basketball squad ... totaled a 4.2 grade-point average in high school ... earned a perfect score on the ACT college entrance exam and was valedictorian of her class ... 2010 Presidential Scholar candidate ... selected to the Dean's List at Duke in her first five semesters ... majoring in political science along with a minor in English ... a three-time ACC Honor Roll selection.



2012-13 - Junior Year

	Min	FG-A	3G-A	FT-A	OR/TOT	PF	A	T	B	S	P	S	P	T
Presbyterian [^]	30	9-14	1-2	2-2	3-4	1	1	1	0	2	21			
Iona [^]	26	4-9	1-1	2-4	2-8	2	0	1	0	1	11			
Valparaiso [^]	29	7-14	0-1	2-2	5-9	2	2	4	0	2	16			
at Xavier [^]	23	5-7	2-2	1-2	2-7	5	1	3	1	2	13			
at Michigan [^]	29	3-9	0-2	0-0	2-10	2	1	1	0	1	6			
California [^]	25	4-8	1-1	0-0	3-5	5	0	1	0	1	9			
Georgia Tech [^]	36	5-11	1-2	0-0	3-11	1	2	4	1	1	11			
vs. St. John's [^]	32	4-11	0-0	3-4	2-5	3	2	1	2	1	11			
vs. CSUB [^]	29	8-11	0-2	0-0	3-6	2	5	0	0	1	16			
at USC [^]	25	4-7	2-2	2-2	0-0	5	2	1	0	1	12			
Monmouth [^]	23	5-12	0-1	1-1	2-10	1	3	9	1	4	11			
at N.C. State [^]	35	8-15	1-4	1-3	3-11	2	3	2	2	2	18			
at Boston Col. [^]	35	5-8	2-3	0-0	1-3	2	4	3	0	1	12			
Clemson [^]	26	6-7	0-0	2-2	1-6	2	1	2	0	2	14			
at WFU [^]	23	3-8	1-3	0-0	3-7	3	4	2	0	0	7			
Va. Tech [^]	26	2-11	1-2	0-0	5-10	3	1	4	0	0	5			
at UConn [^]	34	5-12	1-1	0-0	0-3	3	2	0	0	0	11			
at Clemson [^]	20	2-6	0-0	2-2	1-8	4	3	3	0	1	6			
Boston Col. [^]	30	6-12	1-3	2-2	3-13	2	3	5	0	1	15			
Miami [^]	23	5-12	0-0	0-0	3-8	3	1	1	1	0	10			
at UNC [^]	37	6-11	0-0	2-4	2-7	2	5	3	0	1	14			
at Virginia [^]	34	7-10	1-2	1-1	2-4	1	2	2	1	4	16			
Maryland [^]	27	0-2	0-0	0-0	1-3	4	1	3	0	1	0			
at Va. Tech [^]	28	8-12	4-5	5-6	4-10	2	1	4	2	0	25			
Wake Forest [^]	35	4-12	0-1	5-6	5-12	3	3	2	0	2	13			
Florida State [^]	33	2-11	0-0	0-0	4-14	5	2	6	1	0	4			
at Maryland [^]	38	6-11	1-3	2-2	0-3	2	4	2	0	0	15			
at Miami [^]	36	7-13	0-2	3-4	1-9	3	0	5	3	0	17			
UNC [^]	37	5-9	0-2	0-0	3-7	2	0	7	0	2	10			
vs. N.C. State [^]	30	2-7	1-2	0-0	2-3	1	2	2	0	0	5			
vs. Florida St. [^]	36	8-14	1-2	0-0	6-13	1	2	5	0	0	17			
vs. UNC [^]	23	7-8	1-1	2-2	2-5	5	1	1	0	0	17			
Hampton [^]	35	6-10	0-0	0-0	1-10	0	2	3	0	0	12			
Oklahoma St. [^]	34	7-13	1-3	0-0	5-13	2	0	1	0	4	15			
vs. Nebraska [^]	31	3-5	0-0	2-3	1-6	1	0	0	2	0	8			
vs. N. Dame [^]	29	6-11	2-2	1-2	3-10	4	1	3	0	2	15			

2011-12 - Sophomore Year

	Min	FG-A	3G-A	FT-A	OR/TOT	PF	A	T	B	S	P	S	P	T
at BYU [^]	28	5-8	1-2	1-2	0-4	4	2	4	0	1	12			
Auburn [^]	21	5-12	0-1	0-0	2-5	3	1	2	0	1	10			
vs. WKU [^]	18	0-2	0-0	0-0	2-3	2	0	1	0	3	0			
vs. Gard-Webb [^]	21	3-12	0-2	0-0	1-5	1	0	0	0	0	6			
vs. ND [^]	28	3-6	0-1	2-2	1-4	3	0	3	0	0	8			
Purdue [^]	32	7-11	0-0	0-0	3-8	1	1	2	0	2	14			
Pittsburgh [^]	27	5-11	0-0	0-1	1-8	1	0	3	0	1	10			
at Kentucky [^]	34	5-9	0-0	03-4	3-6	3	1	8	1	1	13			
USC Upstate [^]	23	7-11	2-4	1-2	2-9	2	0	4	1	3	17			
UNCW [^]	24	3-7	1-1	0-0	1-4	2	3	3	0	4	7			
at Temple [^]	29	5-11	0-1	0-0	0-4	2	1	6	0	1	10			
Virginia [^]	32	5-8	1-2	2-3	1-3	3	2	2	1	4	13			
at WFU [^]	25	5-13	0-0	2-2	4-6	2	3	3	1	0	12			
N.C. State [^]	31	5-11	0-1	2-2	3-5	2	0	0	1	1	12			
Florida State [^]	29	3-8	0-1	0-0	3-6	1	4	2	0	3	6			
at Va. Tech [^]	17	2-6	0-1	1-1	1-2	1	1	3	0	1	5			
at Ga. Tech [^]	12	1-2	0-0	0-1	0-3	1	1	4	0	0	2			
vs. Maryland [^]	32	10-12	1-1	0-0	2-5	3	1	0	0	1	21			
at Clemson [^]	23	6-12	0-1	0-0	0-3	2	6	0	0	0	12			
Connecticut [^]	33	3-10	1-3	2-2	3-9	5	1	2	0	1	9			
Wake Forest [^]	27	8-13	2-3	0-0	3-11	4	2	6	0	1	18			
North Carolina [^]	23	4-11	1-2	0-0	2-5	3	2	2	0	0	9			
at Boston Col. [^]	34	7-8	2-2	0-0	2-3	2	3	1	1	2	16			
at Florida St. [^]	32	8-14	1-1	1-2	2-5	1	0	1	0	1	18			
Virginia Tech [^]	30	4-6	0-1	3-4	2-9	2	0	1	0	1	11			
at Maryland [^]	29	4-9	1-2	0-0	1-4	4	3	2	1	2	9			
Miami [^]	31	6-12	0-2	0-1	2-7	2	0	2	0	2	12			
at N.Carolina [^]	28	3-5	0-0	3-4	2-7	2	1	2	1	2	9			
vs. N.C. State [^]	29	2-6	1-2	0-0	1-4	4	0	2	0	2	5			
vs. Samford [^]	24	3-6	1-1	6-6	1-7	3	0	3	0	0	13			
at Vanderbilt [^]	37	12-16	1-1	0-0	0-6	3	2	3	0	2	25			
vs. St. John's [^]	25	4-8	1-2	0-0	1-7	3	1	1	1	1	9			
vs. Stanford [^]	34	2-7	0-0	0-0	5-9	5	2	4	0	0	4			

2010-11 - Freshman Year

	Min	FG-A	3G-A	FT-A	OR/TOT	PF	A	T	B	S	P	S	P	T
Brigham Young	18	1-5	0-0	2-2	3-5	3	1	2	0	1	4			
Southern Cal	19	3-4	0-0	1-1	1-13	4	1	2	1	0	7			
at Auburn	20	5-9	0-0	0-0	2-6	5	1	2	0	1	10			
Western Ky.	27	8-11	1-1	0-1	2-2	3	2	3	1	2	17			
at Pittsburgh	25	5-8	0-0	2-2	3-5	3	0	0	0	0	12			
at Charlotte	16	2-6	0-0	0-0	3-4	4	0	2	0	0	4			
at JMU	22	3-3	1-1	0-0	0-3	2	4	2	0	0	7			
at Wisconsin	20	3-3	0-0	0-0	0-3	1	0	1	0	1	6			
Texas A&M	16	1-4	0-1	0-0	1-2	2	0	1	0	0	2			
Albany	8	0-1	0-0	0-0	0-0	3	0	1	1	0	0			
at Okla. State	15	2-6	0-0	0-0	6-7	2	2	4	0	2	4			
Xavier	7	1-3	0-0	0-0	1-2	0	0	2	0	0	2			
Temple	20	1-3	0-1	1-1	1-5	1	1	1	0	1	3			
Kentucky [^]	9	1-3	0-1	0-0	5-5	1	0	5	0	1	2			
Maryland [^]	21	4-10	0-4	1-2	5-9	3	1	2	1	1	9			
at Florida St. [^]	30	6-7	1-1	2-2	2-4	2	0	3	0	0	15			
at Va. Tech [^]	19	2-4	0-1	0-0	0-2	0	1	2	1	0	4			
Ga. Tech [^]	19	3-10	0-2	0-0	1-4	3	0	1	0	0	6			
at NC State [^]	11	0-2	0-0	0-0	0-0	1	0	0	0	0	0			
Clemson	14	2-2	1-1	0-1	2-3	1	0	3	1	0	5			
at UConn	5	0-0	0-0	0-0	0-0	2	0	1	0	0	0			
Miami	18	6-10	1-1	2-3	0-3	2	1	0	0	1	15			
at UNC [^]	10	1-4	0-0	0-0	1-2	2	1	0	0	0	2			
at Wake Forest	9	2-5	0-0	0-0	1-1	2	2	2	0	0	4			
Boston College	3	0-1	0-0	0-0	0-0	2	0	0	0	0	0			
at Maryland	10	0-0	0-0	0-0	0-0	2	0	0	0	0	0			
Virginia Tech	21	4-6	0-0	0-0	1-2	2	1	2	0	0	8			
at Virginia	21	5-6	0-0	2-2	0-2	0	1	2	0	1	12			
North Carolina	9	3-8	0-0	0-0	4-7	3	0	0	0	0	6			
vs. WFU	27	5-7	0-0	1-3	2-6	1	2	5	1	1	11			
vs. Ga. Tech	21	3-4	0-0	1-2	2-3	4	0	2	0	1	7			
vs. UNC	21	4-8	1-1	5-6	1-4	2	1	3	0	0	14			
UT Martin	25	5-8	0-0	1-1	2-4	1	0	0	0	0	11			
Marist	28	4-5	0-1	4-4	1-5	3	0	4	0	0	12			
vs. DePaul [^]	28	2-7	0-2	0-1	1-6	1	1	2	0	0	4			
vs. UConn [^]	23	0-3	0-2	0-0	1-2	3	0	2	0	2	0			

Career Statistics

YEAR	G-GS	MIN-AVG	FG-FGA	PCT	3P-3PA	PCT	FT-FTA	PCT	REB	AVG	PF-FO	AST	TO	BS	ST	PTS	AVG
2010-11	36-9	635-17.6	97-186	.522	6-21	.286	25-34	.735	131	3.6	76-1	24	64	7	16	225	6.3
2011-12	33-33	902-27.3	155-303	.512	18-41	.439	29-39	.744	186	5.6	82-2	44	82	9	44	357	10.8
2012-13	36-36	1083/30.1															



Chloe Wells

5-7 • Senior • G • #4
Colton, Calif.
(A.B. Miller/Apex)

A crafty and savvy guard with the ability to play the one or the two ... has an excellent basketball IQ ... has terrific eyes and court vision and understands the timing and tempo of the game ... one of the top defenders on the squad.

Career:

Seen action in 77 games ... owns a three-point field goal percentage of 35.6 (52-of-146) ... totaled 53 steals in 2010-11, which ranks as the eighth-most by a Blue Devil freshman in school history ... her six steals against Georgia Tech tied for the seventh-most at Duke by a rookie.

As a Junior (2012-13):

Started eight of 31 contests, while averaging 5.1 points, 1.8 assists, 1.6 rebounds and 1.8 steals ... scored a career-high 18 points, while notching three steals in 31 minutes at 11th-ranked North Carolina ... hit 6-of-7 three-pointers in the game at UNC ... marked just the 13th time in school history a Blue Devil has drained six or more three-pointers in a single game ... sparked Duke off the bench in a come-from-behind victory over Oklahoma State in the second round of the NCAA Tournament ... totaled 15 points, six steals and three rebounds against 19th-ranked Florida State ... hit 42.0 percent of her three-point field goals ... totaled two or more steals in 15 contests ... missed the first five games of the season with a leg injury.

As a Sophomore (2011-12):

Started the first 10 games before missing the spring semester due to a violation of university policy ... averaged 10.4 points, 4.0 assists, 3.6 steals and 2.1 rebounds ... averaged 26.6 minutes ... scored double-figures in eight of 10 contests ... tallied a season-high 14 points versus Auburn, Gardner-Webb and Pittsburgh ... registered a career-high seven steals against USC Upstate ... dished a career-high nine assists at Western Kentucky ... matched a career high with four boards against 13th-ranked Purdue ... dished four or more assists in six of 10 contests ... hit 40.9 percent of her three-point field goals.

Freshman (2010-11):

Saw action in all 36 games including starting spots in the first five games of the season ... tallied 62 assists and 53 steals ... averaged 3.5 points per game and a 37.5 field goal percentage ... went 2-for-2 from behind the arc in the win over Wake Forest ... scored a career-high 11 points and stole the ball five times against Clemson ... swiped a career-high six steals versus Georgia Tech, while scoring eight points ... netted eight points, while hitting 4-of-5 field goals against 18th-ranked Miami ... handed out a career-high seven assists against Albany ... became just the 18th freshman in Duke history to start her first collegiate game ... was just the 12th player under Joanne P. McCallie to start her first collegiate game, including the first player at Duke ... played a career-high 30 minutes in the season opener against BYU ... took two charges.

Rankings:

No. 36 (Blue Star Report), No. 37 (ASGR), No. 62 (ESPN HoopGuriz), No. 26 (Collegiate Girls Basketball Report).

High School/AAU:

Named MVP of the 2010 Collision XII All-Star game, recording 17 points, four rebounds and four assists ... did not play as a senior at AB Miller H.S. due to transfer rules ... played her junior year at Apex High School in Apex, N.C. ... the 2008-09 Tri-Eight Player of the Year ... led Apex to a 24-0 record in the regular season before falling in the second round of the playoffs ... as a junior at Apex H.S., averaged 19.1 points a game ... All-Conference First Team selection ... NCPreps.com All-State honoree ... attended A.B. Miller H.S. in California as a freshman and sophomore ... two-time CIF-SS 2AA, The Press-Enterprise, San Bernardino Sun and San Bernardino Daily Bulletin Player of the Year ... Citrus Belt League MVP as a freshman and sophomore ... led Miller to its first two C.I.F. Conference titles in school history ... two-time All-State and First Team All-C.I.F. selection ... averaged 17.5 points, 5.7 assists, 4.9 rebounds and 4.8 steals her sophomore year ... led A.B. Miller H.S. to a 30-3 overall and 14-0 league record ... named the CIF's MVP in 2008 ... posted a triple-double against Redlands with 22 points, 12 rebounds and 11 assists ... scored 922 points as a freshman and sophomore ... totaled three other double-doubles on the year ... notched 20 or more points in 10 contests, while registering a season-high 32 points against Redlands East Valley

Career Highs

Points.....	18
at North Carolina (2-3-13)	
Rebounds	6
at Miami (2-28-13)	
Assists.....	9
at Western Kentucky (11-20-11)	
Blocks.....	2
vs. Temple (12-30-10)	
Steals	7
vs. USC Upstate (12-11-11)	
Field Goals Made	6
at North Carolina (2-3-13)	
vs. Pittsburgh (12-4-11)	
Field Goals Attempted.....	13
vs. Purdue (12-1-11)	
Field Goal Percentage.....	1.000 (5-5)
Boston College (1-27-13)	
vs. Gardner-Webb (11-20-11)	
Free Throws Made	6
vs. Auburn (11-18-11)	
Free Throws Attempted.....	6
vs. Auburn (11-18-11)	
vs. Brigham Young (11-13-10)	
Three-Point Field Goals Made	6
at North Carolina (2-3-13)	
Three-Point Field Goals Attempted.....	7
Oklahoma State (3-26-13)	
at North Carolina (2-3-13)	

... as a freshman, averaged 16.2 points, 4.8 steals, 3.4 assists and 2.1 rebounds ... notched eight games with 20 or more points ... led her high school squad to a 33-3 overall record and 14-0 league mark ... won two AAU National Championships and had one runner-up with the team Beyond The Rym ... lettered in golf as a sophomore and track & field as a sophomore and junior ... was All-League MVP in the triple jump as a junior.

Personal:

Full name is Chloe Lynn Wells ... born November 4, 1992 in Fontana, Calif. ... daughter of John and Nyla Wells ... has three sisters, Devyn (31), Tamara (24) and Lola (22) ... her sister, Lola, played on the Providence women's basketball team and graduated in 2012 ... majoring in theatre studies.



2012-13 - Junior Year

	Min	FG-A	3G-A	FT-A	OR/TOT	P	F	A	T	B	S	P	S	P	T
Presbyterian															
Iona															
Valparaiso															
at Xavier															
at Michigan															
California	4	0-0	0-0	0-0	0-0	1	0	1	0	0	0	0			
Georgia Tech	14	4-7	0-1	0-0	0-1	0	1	1	0	1	8				
vs. St. John's	12	0-4	0-1	0-0	1-3	0	2	0	0	2	0				
vs. CSUB	19	4-5	2-2	0-0	0-2	0	1	2	0	1	10				
at USC	16	1-4	0-1	1-1	0-0	3	2	1	0	3	3				
Monmouth	20	2-4	2-2	0-0	0-2	0	2	1	0	0	6				
at N.C. State	6	0-2	0-2	0-0	2-2	3	0	0	0	0	0				
at Boston Col.	16	0-1	0-1	0-0	0-1	1	2	1	0	0	0				
Clemson	13	3-4	2-2	2-2	0-2	2	0	1	0	3	10				
at WFU	23	4-6	2-3	0-0	0-2	1	1	0	0	0	10				
Va. Tech	19	1-4	0-1	1-2	0-2	1	1	2	0	2	3				
at UConn	10	2-4	2-3	0-0	0-1	1	1	2	0	0	6				
at Clemson^	27	0-4	0-3	0-0	0-3	1	2	1	0	6	0				
Boston Col.^	30	5-5	3-3	0-0	0-1	1	3	0	1	3	13				
Miami^	19	2-3	1-2	0-0	0-3	0	2	1	1	1	5				
at UNC^	31	6-11	6-7	0-0	0-1	4	1	0	0	3	18				
at Virginia^	24	1-4	0-2	1-1	0-2	1	4	1	0	0	3				
Maryland^	22	0-5	0-2	0-0	0-3	2	2	0	3	0					
at Va. Tech^	20	1-4	1-3	2-2	0-0	1	0	1	0	1	5				
Wake Forest^	25	2-4	1-3	2-2	0-2	0	3	1	0	3	7				
Florida State	30	5-7	4-5	1-3	1-3	0	0	1	0	6	15				
at Maryland	24	1-3	0-0	0-0	0-2	2	1	1	0	1	2				
at Miami	20	1-2	0-1	0-0	0-6	2	1	1	0	1	2				
UNC	18	0-1	0-0	2-3	0-0	1	2	4	0	2	2				
vs. N.C. State	14	1-2	0-1	0-0	0-0	0	2	1	0	2	2				
vs. Florida St.	17	1-4	0-2	0-0	0-1	0	4	0	1	2	2				
vs. UNC	24	3-5	1-2	0-0	0-2	0	4	2	0	1	7				
Hampton	17	0-1	0-1	0-0	0-0	1	3	1	0	3	0				
Oklahoma St.	25	5-12	2-7	1-1	0-0	2	2	1	0	1	13				
vs. Nebraska	24	0-6	0-3	0-0	0-2	1	2	0	0	0	0				
vs. Notre Dame	24	3-10	1-5	0-0	0-1	3	4	1	0	4	7				

2011-12 - Sophomore Year

	Min	FG-A	3G-A	FT-A	OR/TOT	P	F	A	T	B	S	P	S	P	T
at BYU^	31	4-9	1-3	1-3	0-1	2	4	0	0	3	10				
Auburn^	27	4-9	0-1	6-6	0-1	4	0	0	0	3	14				
vs. WKU^	30	5-11	1-4	2-2	0-2	2	9	3	0	5	13				
vs. Gard-Webb^	18	5-5	3-3	1-2	0-0	1	3	0	0	3	14				
vs. ND^	15	0-6	0-0	0-0	0-2	3	0	1	0	1	0				
Purdue^	37	5-13	1-2	2-2	2-4	2	5	0	1	6	13				
Pittsburgh^	21	6-8	1-3	1-1	0-2	2	5	2	1	1	14				
at Kentucky^	33	2-8	0-1	0-0	0-3	2	2	5	0	2	4				
USC Upstate^	28	4-7	1-3	2-2	0-3	1	5	1	0	7	11				
UNCW^	26	5-12	1-2	0-0	1-3	1	7	2	1	5	11				
at Temple															
Virginia															
at WFU															
N.C. State															
Florida State															
at Virginia Tech															
at Georgia Tech															
vs. Maryland															
at Clemson															
Connecticut															
Wake Forest															
North Carolina															
at Boston Col.															
at Florida State															
Virginia Tech															
at Maryland															
Miami															
at N.Carolina															
vs. N.C. State															
vs. Samford															
at Vanderbilt															
vs. St. John's															
vs. Stanford															

2010-11 - Freshman Year

	Min	FG-A	3G-A	FT-A	OR/TOT	P	F	A	T	B	S	P	S	P	T
Brigham Young^	30	3-9	0-2	3-6	0-2	2	1	3	1	3	9				
Southern Cal^	25	2-7	1-2	1-2	0-0	2	3	2	0	3	6				
at Auburn^	22	2-6	1-3	0-0	0-0	1	1	2	0	3	5				
Western Ky.^	10	2-5	0-2	1-2	0-0	1	3	1	0	3	5				
at Pittsburgh^	8	1-3	0-2	0-0	0-0	1	1	1	0	0	2				
at Charlotte	15	0-4	0-0	2-2	0-0	2	1	1	0	2	2				
at JMU	9	0-2	0-2	0-0	2-2	1	3	0	0	1	0				
at Wisconsin	15	3-5	0-0	0-0	0-4	0	0	0	0	2	6				
Texas A&M	8	0-4	0-4	0-0	0-1	2	1	1	0	0	0				
Albany	19	4-5	1-2	0-0	0-1	0	7	1	1	2	9				
at Okla. State	18	0-1	0-0	0-0	1-1	1	1	5	0	2	0				
Xavier	14	1-3	0-1	0-0	0-1	1	1	1	0	0	2				
Temple	22	2-4	1-1	0-0	0-2	2	5	2	2	0	5				
Kentucky	24	1-4	0-1	0-0	0-3	0	3	1	0	1	2				
Maryland	7	0-1	0-0	0-0	0-1	1	2	0	0	2	0				
at Florida State	8	1-3	1-2	0-0	0-0	1	0	0	0	1	3				
at Virginia Tech	12	0-2	0-2	0-0	0-1	1	0	0	0	1	0				
Georgia Tech	17	3-9	2-4	0-0	1-2	0	0	2	1	6	8				
at NC State	9	1-2	0-1	0-0	0-0	0	0	0	0	1	2				
Clemson	15	5-6	1-1	0-0	1-1	1	3	1	0	5	11				
at UConn	16	2-6	0-2	0-0	0-0	2	2	3	0	1	4				
Miami	17	4-5	0-0	0-0	0-0	0	3	1	0	2	8				
at UNC	4	0-0	0-0	0-0	0-0	0	0	1	0	0	0				
at Wake Forest	20	2-5	2-2	0-0	1-1	2	1	0	0	3	6				
Boston College	4	0-2	0-2	0-0	0-0	0	0	0	0	0	0				
at Maryland	16	2-5	0-1	1-2	0-0	0	0	2	0	2	5				
Virginia Tech	18	0-6	0-5	3-4	1-3	1	3	3	1	1	3				
at Virginia	18	3-5	1-2	0-0	0-1	4	3	2	0	0	7				
North Carolina	4	0-1	0-0	1-2	0-1	0	0	0	0	0	1				
vs. WFU	19	3-6	2-4	0-0	0-1	1	3	0	0	0	8				
vs. Ga. Tech	5	0-1	0-0	0-0	0-0	1	1	0	0	0	0				
vs. UNC	8	1-1	0-0	0-0	0-0	2	2	0	0	2	2				
UT Martin	17	2-5	0-1	0-0	0-2	2	3	2	1	2	4				
Marist	7	0-0	0-0	0-0	0-0	1	1								



Jenna Frush

5-6 • Jr. • G • #35
 Durham, N.C.
 (Northern)

A true point guard ... brings an incredible amount of Duke pride ... is a "fire in her belly" player ... made a great impact on the Blue Devil squad ... a local walk-on from Durham.

As a Sophomore (2012-13):

Saw action in 15 games ... drained a three-pointer against Boston College as she came off the bench at home in Cameron Indoor Stadium ... dished an assist against Valparaiso ... pulled down a rebound against Iona, Wake Forest, Virginia Tech, Boston College and North Carolina.

As a Freshman (2011-12):

Appeared in nine games ... hit her first career three-pointer against UNC Wilmington, which was her third appearance as a Blue Devil ... hit two free throws in a win against Wake Forest ... pulled down a rebound in the NCAA Tournament versus Samford ... had a steal against Virginia Tech.

High School/AAU:

Lettered four years under coach Pam Adams at Northern High School in Durham ... helped the team to an 86-21 overall record during her four years ... a member of three-straight conference championship teams ... named an All-Conference selection during her junior and senior years ... played in the North vs. South All-Star Game ... as a senior, averaged 8.8 points and 4.7 assists ... led the team with a season-high 20 points on 5-for-6 shooting from three-point range in a 54-52 win over Southern Durham ... recorded a double-double with 11 points and 10 assists in a 55-31 win over Chapel Hill ... totaled 17 points, five assists and two steals against Person County ... had eight points and eight assists versus Broughton ... totaled double-figure scoring in 14 contests ... also played as a center midfielder for the soccer team during her freshman and sophomore years.

Personal:

Full name is Jennifer Marie Frush ... born March 26, 1993 in Durham, N.C. ... daughter of Don and Karen Frush ... has two brothers, Ben (23) and Jack (22), and one sister, Sarah (25) ... her brothers, Ben (graduated in 2012) and Jack (senior), have Duke ties ... her father, Dan, played soccer at UC Davis in 1978 and 1979 ... her mom, Karen, was a gymnast at Texas A&M ... her sister, Sarah, is a 2010 graduate of Duke and both of her parents graduated from Duke's medical school ... posted a 4.0 grade-point average all four years of high school ... was the President of the National Honor Society ... won the 2011 Excellence in English Award ... a member of the National Society of High School Scholars ... majoring in psychology ... a two-time ACC Honor Roll selection.

Career Highs

Points.....	3
Boston College (1-27-13)	
vs. UNC Wilmington (12-20-11)	
Rebounds	1
seven times - most recent	
at North Carolina (2-3-13)	
Assists.....	1
Valparaiso (11-23-12)	
Steals.....	1
at Virginia Tech (1-15-12)	
Field Goals Made	1
Boston College (1-27-13)	
vs. UNC Wilmington (12-20-11)	
Field Goals Attempted.....	2
Iona (11-18-12)	
Field Goal Percentage.....	1.000 (1-1)
vs. UNC Wilmington (12-20-11)	
Free Throws Made.....	2
vs. Wake Forest (2-2-12)	
Free Throws Attempted.....	2
vs. Wake Forest (2-2-12)	
Three-Point Field Goals Made	1
Boston College (1-27-13)	
vs. UNC Wilmington (12-20-11)	
Three-Point Field Goals Attempted.....	2
vs. Iona (11-18-12)	

2012-13 - Sophomore Year

	Min	FG-A	3G-A	FT-A	OR/TOT	PF	A	T	B	S	PTS
Presbyterian	4	0-1	0-1	0-0	0-0	0	0	0	0	0	0
Iona	5	0-2	0-2	0-0	0-1	0	0	1	0	0	0
Valparaiso	4	0-0	0-0	0-0	0-0	1	1	0	0	0	0
at Xavier		DNP	-	CD							
at Michigan		DNP	-	CD							
California		DNP	-	CD							
Georgia Tech	2	0-0	0-0	0-0	0-0	0	0	0	0	0	0
vs. St. John's		DNP	-	CD							
vs. CSUB	1	0-0	0-0	0-0	0-0	0	0	0	0	0	0
at USC		DNP	-	CD							
Monmouth	2	0-1	0-1	0-0	0-0	0	0	0	0	0	0
at N.C. State		DNP	-	CD							
at Boston Col.	1	0-0	0-0	0-0	0-0	0	0	0	0	0	0
Clemson	3	0-0	0-0	0-0	0-0	0	0	1	0	0	0
at WFU	2	0-0	0-0	0-0	0-1	0	0	0	0	0	0
Va. Tech	1	0-0	0-0	0-0	0-1	0	0	0	0	0	0
at UConn		DNP	-	CD							
at Clemson		DNP	-	CD							
Boston Col.	3	1-1	1-1	0-0	0-1	0	0	0	0	0	3
Miami	1	0-0	0-0	0-0	0-0	0	0	0	0	0	0
at UNC	1	0-0	0-0	0-0	0-1	0	0	0	0	0	0
at Virginia		DNP	-	CD							
Maryland		DNP	-	CD							
at Va. Tech		DNP	-	CD							
Wake Forest		DNP	-	CD							
Florida State		DNP	-	CD							
at Maryland		DNP	-	CD							
at Miami		DNP	-	CD							
UNC		DNP	-	CD							
vs. N.C. State		DNP	-	CD							
vs. Florida St.		DNP	-	CD							
vs. UNC	1	0-0	0-0	0-0	0-0	0	0	0	0	0	0
Hampton	0+	0-0	0-0	0-0	0-0	0	0	0	0	0	0
Oklahoma St.		DNP	-	CD							
vs. Nebraska		DNP	-	CD							
vs. Notre Dame		DNP	-	CD							

2011-12 - Freshman Year

	Min	FG-A	3G-A	FT-A	OR/TOT	PF	A	T	B	S	PTS
at BYU		DNP	-	CD							
Auburn		DNP	-	CD							
vs. WKU		DNP	-	CD							
vs. Gard-Webb	3	0-1	0-1	0-0	0-0	0	0	0	0	0	0
vs. ND		DNP	-	CD							
Purdue		DNP	-	CD							
Pittsburgh		DNP	-	CD							
at Kentucky		DNP	-	CD							
USC Upstate	3	0-1	0-1	0-0	0-0	0	0	1	0	0	0
UNCW	3	1-1	1-1	0-0	0-0	0	0	0	0	0	3
at Temple		DNP	-	CD							
Virginia		DNP	-	CD							
at WFU		DNP	-	CD							
N.C. State		DNP	-	CD							
Florida State		DNP	-	CD							
at Virginia Tech	2	0-1	0-1	0-0	0-0	0	0	0	0	1	0
at Georgia Tech		DNP	-	CD							
vs. Maryland		DNP	-	CD							
at Clemson	4	0-0	0-0	0-0	0-1	0	0	0	0	0	0
Connecticut		DNP	-	CD							
Wake Forest	2	0-0	0-0	2-2	0-0	0	0	1	0	0	2
North Carolina	3	0-1	0-1	0-0	0-0	0	0	0	0	0	0
at Boston Col.		DNP	-	CD							
at Florida State		DNP	-	CD							
Virginia Tech		DNP	-	CD							
at Maryland		DNP	-	CD							
Miami		DNP	-	CD							
at N.Carolina		DNP	-	CD							
vs. N.C. State		DNP	-	CD							
vs. Samford	4	0-0	0-0	0-0	0-1	0	0	0	0	0	0
at Vanderbilt		DNP	-	CD							
vs. St John's	2	0-0	0-0	0-0	0-0	0	0	0	0	0	0
vs. Stanford		DNP	-	CD							

Career Statistics

YEAR	G-GS	MIN-AVG	FG-FGA	PCT	3P-3PA	PCT	FT-FTA	PCT	REB	AVG	PF-FO	AST	TO	BS	ST	PTS	AVG
2011-12	9-0	26-2.9	1-5	.200	1-5	.200	2-2	1.000	2	0.2	0-0	0	2	0	1	5	0.6
2012-13	15-0	31/2.1	1-5	.200	1-5	.200	0-0	.000	5	0.3	1-0	1	2	0	0	3	0.2
Career	24-0	57/2.4	2-10	.200	2-10	.200	2-2	1.000	7	0.3	1-0	1	4	0	1	8	0.3

Career ACC Regular Season Statistics

YEAR	G-GS	MIN-AVG	FG-FGA	PCT	3P-3PA	PCT	FT-FTA	PCT	REB	AVG	PF-FO	AST	TO	BS	ST	PTS	AVG
2011-12	4-0	11-2.8	0-2	.000	0-2	.000	2-2	1.000	1	0.3	0-0	0	1	0	1	2	0.5
2012-13	8-0	14/1.8	1-1	1.000	1-1	1.000	0-0	.000	4	0.5	0-0	0	1	0	0	3	0.4
Career	12-0	25/2.1	1-3	.333	1-3	.333	2-2	1.000	4	0.5	0-0	0	2	0	1	5	0.4

Career ACC Tournament Statistics

YEAR	G-GS	MIN-AVG	FG-FGA	PCT	3P-3PA	PCT	FT-FTA	PCT	REB	AVG	PF-FO	AST	TO	BS	ST	PTS	AVG
2011-12	0-0	0-0.0	0-0	.000	0-0	.000	0-0	.000	0	0.0	0-0	0	0	0	0	0	0.0
2012-13	1-0	1-1.0	0-0	.000	0-0	.000	0-0	.000	0	0.0	0-0	0	0	0	0	0	0.0
Career	1-0	1-1.0	0-0	.000	0-0	.000	0-0	.000	0	0.0	0-0	0	0	0	0	0	0.0

Career NCAA Tournament Statistics

YEAR	G-GS	MIN-AVG	FG-FGA	PCT	3P-3PA	PCT	FT-FTA	PCT	REB	AVG	PF-FO	AST	TO	BS	ST	PTS	AVG
2011-12	2-0	6-3.0	0-0	.000	0-0	.000	0-0	.000	1	0.5	0-0	0	0	0	0	0	0.0
2012-13	1-0	0-0.0	0-0	.000	0-0	.000	0-0	.000	0	0.0	0-0	0	0	0	0	0	0.0
Career	3-0	6-3.0	0-0	.000	0-0	.000	0-0	.000	1	0.5	0-0	0	0	0	0	0	0.0

Career Statistics Versus Ranked Opponents

YEAR	G-GS	MIN-AVG	FG-FGA	PCT	3P-3PA	PCT	FT-FTA	PCT	REB	AVG	PF-FO	AST	TO	BS	ST	PTS	AVG
2011-12	2-0	5-2.5	0-1	.000	0-1	.000	0-0	.000	0	0.0	0-0	0	0	0	0	0	0.0
2012-13	2-0	2-1.0	0-0	.000	0-0	.000	0-0	.000	1	0.5	0	0	0	0	0	0	0.0
Career	4-0	7-1.7	0-1	.000	0-1	.000	0-0	.000	1	0.25	0-0	0	0	0	0	0	0.0



Ka'lia Johnson
5-10 • Junior • G/F • #14
Chester, Va.
(Thomas Dale)

A fantastic rebounding guard ... has excellent versatility ... will see action at the one, two and three positions ... committed to Duke as a sophomore.

As a Sophomore (2012-13):

Saw action in 34 contests ... averaged 2.0 points and 2.9 rebounds ... played 20 or more minutes in five out of the first eight games of the year ... scored a season-high 11 points against Valparaiso as she hit 4-of-6 field goals ... in the Maggie Dixon Classic against 25th-ranked St. John's, scored 10 points, had seven rebounds and two steals in 23 minutes ... totaled nine points and a career-high 11 rebounds against Georgia Tech in 23 minutes.

As a Freshman (2011-12):

Saw action in 24 games as a rookie ... averaged 1.6 points and 1.5 rebounds, while seeing action in 7.7 minutes a game ... picked up her game in the NCAA Tournament, scoring a career-high six points in the first round against Samford ... tallied five points each against Vanderbilt and St. John's in the second and third rounds of the tournament as well ... hit a career-high 3-of-5 field goals versus Samford ... tallied a career-high two steals against Gardner-Webb ... pulled down a career-high four rebounds on three occasions -- at Wake Forest, at Clemson and vs. Samford ... hit all three of her free throw attempts against St. John's ... hit a three-pointer against Vanderbilt and Clemson.

Rankings:

No. 13 (All Star Girls Report), No. 31 (Blue Star Report), No. 82 (ESPN HoopGurlz), No. 94 (Collegiate Girls Basketball Report)

High School/AAU:

The 2011 Times-Dispatch All-Metro Player of the Year ... a three-time Central District Player of the Year ... a four-time First Team All-District, First Team All-Metro, First Team All-Academic District and First Team All-Academic Region selection ... tallied 46 career double-doubles and 15 triple-doubles ... posted a school record with 2,075 career points ... set a school single-season record with 697 points as a senior ... pulled down 842 career rebounds and had a career 20.1 scoring average ... averaged 24.3 points, 11.4 rebounds, 8.7 assists and 3.0 steals as a senior ... notched 13 double-doubles and seven triple-doubles ... a two-time Central Region Player of the Year as a sophomore and senior ... First Team All-State honoree as a junior and senior ... as a junior, averaged 23.6 points, 12.4 rebounds, 9.2 assists and 3.5 steals ... hit 53.0 percent of her field goals and 31.0 percent from three-point land ... Second Team All-State and Honorable Mention Parade All-America in 2010 ... averaged 21.1 points, 8.6 rebounds, 7.8 assists and 4.2 steals her sophomore year ... hit 49.0 percent of her field goals and 36.0 percent from downtown ... as a freshman, averaged 16.5 points, 7.9 rebounds, 7.3 assists and 3.3 steals ... Honorable Mention All-Region as a freshman ... invited to participate in the U16 USA Basketball Trials in 2009 ... played AAU for Boo Williams Elite the last three years of high school ... competed for the Fairfax Stars Elite South AAU team as a freshman ... played volleyball as a freshman and sophomore earning First Team All-District honors both years ... Academic All-District and All-Region each of her years.

Personal:

Full name is Ka'lia Breana Johnson ... born March 6, 1993 in Fort Riley, Kansas ... daughter of Kenneth and Keshia Johnson ... has one brother, Jay (24) ... her brother, Jay, played basketball at Patrick Henry Junior College from 2007-09 ... posted a 3.6 grade-point average in high school ... majoring in sociology ... an ACC Honor Roll selection as a sophomore.

Career Highs

Points.....	11
Valparaiso (11-23-12)	
Rebounds.....	11
Georgia Tech (12-6-12)	
Assists.....	2
three tied - most recent	
Miami (1-31-13)	
Blocks.....	1
vs. St. John's (3-24-12)	
Steals.....	3
at N.C. State (1-3-13)	
Valparaiso (11-23-12)	
Field Goals Made.....	4
vs #25 St. Johns (12-9-12)	
Valparaiso (11-23-12)	
Field Goals Attempted.....	9
Georgia Tech (12-6-12)	
Field Goal Percentage.....	.667 (2-3)
at Vanderbilt (3-20-12)	
Free Throws Made.....	3
three times - most recent	
Georgia Tech (12-6-12)	
Free Throws Attempted.....	4
four tied - most recent	
Virginia Tech (1-16-13)	
Three-Point Field Goals Made.....	1
four times - most recent	
N.C. State (3-8-13)	
Three-Point Field Goals Attempted.....	1
20 times - most recent	
vs Nebraska (3-31-13)	

2012-13 - Sophomore Year

	Min	FG-A	3G-A	FT-A	OR/TOT	PF	A	T	B	S	PTS
Presbyterian	23	0-7	0-1	0-1	2-5	2	0	1	0	1	0
Iona	20	3-6	0-0	1-1	2-6	1	2	1	0	2	7
Valparaiso	21	4-6	0-1	3-4	0-2	1	0	0	3	11	
at Xavier	13	0-1	0-0	0-0	0-2	2	0	1	0	1	0
at Michigan	19	2-3	1-1	0-0	0-2	0	1	0	0	2	5
California	14	1-2	0-0	0-0	0-2	0	0	0	0	2	
Georgia Tech	23	3-9	0-1	3-4	5-11	2	0	2	0	2	9
vs. St. John's	23	4-6	0-0	2-4	2-7	0	0	2	0	2	10
vs. CSUB	16	2-3	0-0	1-2	3-6	1	0	1	0	0	5
at USC	9	0-0	0-0	0-0	1-4	0	0	1	0	0	0
Monmouth	12	0-2	0-0	0-1	4-7	1	1	1	0	1	0
at N.C. State	13	1-3	0-0	0-0	0-1	2	0	0	0	3	2
at Boston Col.	8	0-0	0-0	0-0	0-0	2	1	0	0	1	0
Clemson	13	1-1	0-0	0-0	1-4	2	0	1	0	1	2
at WFU	9	1-1	0-0	0-0	0-2	1	0	0	0	0	2
Va. Tech	10	0-3	0-0	1-4	1-2	0	0	0	0	0	1
at UConn	3	0-0	0-0	0-0	0-0	2	0	0	0	0	0
at Clemson	7	0-2	0-1	0-0	0-2	0	0	0	0	0	0
Boston Col.	10	1-4	0-1	0-0	1-2	1	1	0	0	0	2
Miami	12	1-2	0-0	0-0	4-7	1	2	1	0	0	2
at UNC	3	0-0	0-0	0-0	0-1	2	0	2	0	0	0
at Virginia	8	0-3	0-0	0-0	1-2	1	0	1	0	0	0
Maryland											
at Va. Tech	8	0-0	0-0	0-0	0-1	1	0	1	0	0	0
Wake Forest	3	0-0	0-0	0-0	0-0	0	0	0	0	0	0
Florida State	7	0-1	0-0	0-0	1-3	0	1	2	0	0	0
at Maryland											
at Miami	3	0-0	0-0	0-0	1-2	1	0	2	0	0	0
UNC	9	0-1	0-0	0-0	2-3	1	1	1	0	0	0
vs. N.C. State	11	1-3	1-1	0-0	3-4	0	0	0	0	0	3
vs. Florida St.	7	1-2	0-1	0-0	0-0	0	1	0	0	0	2
vs. UNC	7	1-1	0-0	1-3	0-3	2	0	1	0	0	3
Hampton	7	0-1	0-0	0-0	3-3	0	0	3	0	1	0
Oklahoma St.	3	0-0	0-0	1-2	0-0	0	0	0	0	1	1
vs. Nebraska	4	0-1	0-1	0-0	0-0	1	0	0	0	0	0
vs. Notre Dame	2	0-1	0-0	0-0	1-1	0	0	0	0	0	0

2011-12 - Freshman Year

	Min	FG-A	3G-A	FT-A	OR/TOT	PF	A	T	B	S	PTS
at BYU											
Auburn	3	0-0	0-0	0-0	0-0	0	0	0	0	0	0
vs. WKU	9	1-2	0-1	0-0	0-2	1	1	1	0	1	2
vs. Gard-Webb	10	0-1	0-1	0-0	0-2	2	0	2	0	2	0
vs. ND											
Purdue											
Pittsburgh	4	0-0	0-0	0-0	0-1	0	0	0	0	0	0
at Kentucky											
USC Upstate	11	1-3	0-0	1-1	0-3	2	0	0	0	1	3
UNCW	10	2-4	0-1	0-0	0-2	1	2	0	0	0	4
at Temple	5	0-0	0-0	2-2	1-1	0	0	2	0	0	2
Virginia	9	1-2	0-0	1-2	0-0	1	0	0	0	1	3
at WFU	7	0-0	0-0	2-2	1-4	1	0	2	0	0	2
N.C. State	2	0-0	0-0	0-0	1-1	0	0	0	0	0	0
Florida State											
at Virginia Tech	10	0-0	0-0	0-0	0-0	1	0	0	0	0	0
at Georgia Tech											
vs. Maryland											
at Clemson	13	1-2	1-1	1-2	1-4	0	0	2	0	1	4
Connecticut											
Wake Forest	11	0-1	0-0	0-0	0-0	1	1	0	0	1	0
North Carolina	8	1-2	0-1	0-1	1-2	0	0	1	0	0	2
at Boston Col.	2	0-0	0-0	0-0	0-1	0	0	0	0	0	0
at Florida State											
Virginia Tech	11	0-2	0-1	0-0	0-2	1	0	1	0	1	0
at Maryland	4	0-0	0-0	0-0	0-0	1	0	0	0	1	0
Miami	1	0-0	0-0	0-0	0-0	0	0	0	0	0	0
at N.Carolina	2	0-2	0-1	0-0	0-0	0	0	0	0	0	0
vs. N.C. State	3	0-1	0-1	0-0	1-2	1	0	2	0	0	0
vs. Samford	21	3-5	0-1	0-0	1-4	2	1	0	0	0	6
at Vanderbilt	9	2-3	1-1	0-0	0-1	0	1	0	0	0	5
vs. St. John's	16	1-2	0-1	3-3	0-3	1	0	0	1	0	5
vs. Stanford	3	0-0	0-0	0-0	0-2	0	0	0	0	0	0

Career Statistics

YEAR	G-GS	MIN-AVG	FG-FGA	PCT	3P-3PA	PCT	FT-FTA	PCT	REB	AVG	PF-FO	AST	TO	BS	ST	PTS	AVG
2011-12	24-0	184-7.7	13-32	.406	2-11	.182	10-13	.769	37	1.5	16-0	6	13	1	9	38	1.6
2012-13	34-0	360/10.6	27-75	.360	2-9	.222	13-26	.500	97	2.9	30-0	11	25	0	21	69	2.0
Career	58-0	544/9.4	40-107	.374	4-20	.200	23-39	.590	134	2.3	46-0	17	38	1	30	107	1.8

Career ACC Regular Season Statistics

YEAR	G-GS	MIN-AVG	FG-FGA	PCT	3P-3PA	PCT	FT-FTA	PCT	REB	AVG	PF-FO	AST	TO	BS	ST	PTS	AVG
2011-12	12-0	80-6.7	3-11	.273	1-4	.250	4-7	.571	14	1.2	6-0	1	6	0	5	11	0.9
2012-13	16-0	146/9.1	8-30	.267	0-3	.000	4-8	.500	43	2.7	17-0	6	13	0	7	20	1.3
Career	28-0	226/8.1	11-41	.268	1-7	.143	8-15	.533	57	2.0	23-0	7	19	0	12	31	1.1

Career ACC Tournament Statistics

YEAR	G-GS	MIN-AVG	FG-FGA	PCT	3P-3PA	PCT	FT-FTA	PCT	REB	AVG	PF-FO	AST	TO	BS	ST	PTS	AVG
2011-12	1-0	3-3.0	0-1	.000	0-1	.000	0-0	.000	2	2.0	1-0	0	2	0	0	0	0.0
2012-13	3-0	25-8.3	3-6	.500	1-2	.500	1-3	.333	7	2.3	2-0	1	1	0	0	8	2.7
Career	4-0	28-5.6	3-7	.250	1-3	.250	1-3	.333	9	2.1	3-0	1	3	0	0	8	1.3

Career NCAA Tournament Statistics

YEAR	G-GS	MIN-AVG	FG-FGA	PCT	3P-3PA	PCT	FT-FTA	PCT	REB	AVG	PF-FO	AST	TO	BS	ST	PTS	AVG
2011-12	4-0	49-12.3	6-10	.600	1-3	.333	3-3	1.000	10	2.5	3-0	2	0	1	0	16	4.0
2012-13	4-0	16-4.0	0-3	.000	0-1	.000	1-2	.500	4	1.0	1-0	0	3	0	2	1	0.3
Career	8-0	65-8.2	6-13	.300	1-4	.333	4-5	.750	14	1.8	4-0	2	3	1	2	17	2.2

Career Statistics Versus Ranked Opponents

YEAR	G-GS	MIN-AVG	FG-FGA	PCT	3P-3PA	PCT	FT-FTA	PCT	REB	AVG	PF-FO	AST	TO	BS	ST	PTS	AVG
2011-12	5-0	32-6.4	2-4	.500	0-2	.000	3-4	.750	7	1.4	2-0	0	1	1	1	7	1.4
2012-13	10-0	79-7.9	7-15	.467	0-2	.000	3-7	.429	20	2.0	8-0	3	8	0	2	17	1.7
Career	15-0	111-7.1	9-19	.483	0-4	.000	6-11	.589	27	1.7	10-0	3	9	1	3	24	1.55



Elizabeth Williams

6-3 • Junior • C/F • #1
Virginia Beach, Va.
(Princess Anne)

**Two-Time AP All-America
Two-Time ACC Defensive Player of the Year
Two-Time First Team All-ACC
2011-12 National Freshman of the Year
Led USA Basketball to Three Gold Medals**

An athletic and versatile player that can run the floor well ... has excellent hands around the basket ... can step out and hit the three-pointer ... one of the best post players to ever sign with Duke ... first Blue Devil to be named Associated Press All-America in each of her first two seasons ... consensus National Freshman of the Year in 2011-12 ... led USA Basketball to three gold medals.

Career:

Two-time Associated Press All-America and ACC Defensive Player of the Year ... already ranks third on Duke's career blocks list with 223 swats ... ranks 31st on the Blue Devil points list (1,007) ... her 14.6 scoring average ranks sixth ... owns a 7.6 rebounding average to rank fourth ... blocked a shot in all 69 games she has appeared in at Duke, which is a Duke and ACC record ... became the fourth-quickest Blue Devil to reach 1,000 points in 69 games ... played the 2012 NCAA Tournament with a stress fracture in her right lower leg.

ACC Record Book:

Posted an ACC freshman record 116 blocked shots ... the 116 blocks is the sixth-most in league history for a season ... her 12 blocks at Wake Forest as a freshman is an ACC single-game record.

Duke Single Game & Season Record Book:

Ranked fourth in single-season blocks with 116 as a freshman and fifth as a sophomore with 107 ... her 12 blocked shots at Wake Forest as a rookie was a record ... swatted eight shots at Boston College, which ranked tied for fourth as a freshman ... on the freshman record list, ranked first in blocks (116), third in double-doubles (6), fourth in double-figure rebounds (8), third in points (501), second in rebounds (259), tied for 10th in steals (51), sixth in free throws made (88), third in free throws attempted (145), first in double-figure scoring games (27) and tied for eighth in 20-point scoring games (3) ... hit 10-of-10 field goals against USC Upstate as a rookie, which is the second-best output in school history.

As a Sophomore (2012-13):

Associated Press Third Team All-America, Full Court Third Team All-America ... WBCA Region II nominee for WBCA All-America ... John R. Wooden Award finalist ... ACC Defensive Player of the Year ... All-ACC Defensive Team ... All-ACC Tournament first team ... All-ACC first team ... Naismith and USBWA Midseason candidate for player of the year ... Women of Troy Classic All-Tournament Team ... ACC Player of the Week on Dec. 10 ... averaged 15.2 points, 7.3 rebounds, 3.0 blocks, 1.3 assists and 1.1 steals as she started 32 of 36 games ... ranked eighth nationally in blocks per game (2.97) and 32nd in field goal percentage (50.8) ... scored 20 or more points in seven games ... totaled seven games with 10 or more rebounds ... had six double-doubles ... blocked at least one shot in every contest ... had a team-best 23-game streak of scoring double-figures ... blocked a season-

high seven shots against 24th-ranked Nebraska in the NCAA Tournament ... pulled down a season-high 13 rebounds against Clemson and Florida State ... scored a career-high 25 points against Georgia Tech and Virginia Tech ... took eight charges, which was the second-most on the team ... in the ACC stats, ranked fifth in scoring (15.2), 12th in rebounding (7.3), ninth in field goal percentage (50.8) and first in blocked shots (3.0) ... in ACC games only, ranked fourth in scoring (16.1), 10th in rebounding (7.4), first in field goal percentage (54.6) and first in blocks (2.8).

As a Freshman (2011-12):

The consensus National Freshman of the Year - earned honors from ESPN.com, USBWA, Basketball Times and Full Court ... Associated Press Third Team All-America, marking the first Duke freshman to earn the award ... Fresno Regional All-Tournament ... WBCA Defensive Player of the Year finalist ... Region II nominee for WBCA All-America ... John R. Wooden Award finalist ... ACC Defensive Player of the Year ... only the third league freshman to earn All-ACC First Team honors ... Naismith midseason candidate for National Player of the Year ... All-ACC Defensive

Career Highs

Points.....	25
at Virginia Tech (2-14-13)	
Georgia Tech (12-6-12)	
Rebounds.....	17
vs. Purdue (12-1-11)	
Assists.....	5
three times - most recent	
Boston College (1-27-13)	
Blocks.....	12
at Wake Forest (1-6-12)	
Steals.....	4
three times - most recent	
vs. Miami (2-24-12)	
Field Goals Made.....	10
Georgia Tech (12-6-12)	
vs. USC Upstate (12-11-11)	
Field Goals Attempted.....	18
vs. Miami (2-24-12)	
vs. CSU-Bakersfield (12-21-12)	
Field Goal Percentage.....	1.000 (10-10)
vs. USC Upstate (12-11-11)	
Free Throws Made.....	10
at Virginia Tech (1-15-12)	
Free Throws Attempted.....	12
at Virginia Tech (1-15-12)	
vs. Virginia Tech (2-15-12)	
Three-Point Field Goals Made.....	1
at Florida State (2-12-12)	
Three-Point Field Goals Attempted.....	1
three times- most recent	
at Wake Forest (1-13-13)	

team, All-ACC Freshman team ... ACC Rookie of the Year ... a nine-time ACC Rookie of the Week selection, which tied a league record ... Junkanoo Jam All-Tournament team ... averaged 14.0 points, 7.8 rebounds, 3.5 blocks, 1.6 assists and 1.5 steals ... ranked fifth nationally in blocks per game ... her 116 blocked shots was more than 216 Division I teams ... notched just the fifth triple-double in school history and the first in ACC history with blocked shots at Wake Forest recording 18 points, an ACC-record 12 blocks and 16 rebounds ... registered five double-doubles ... pulled down 10 or more rebounds in eight games ... posted double-figure scoring in the final 19 games of the season ... posted a Duke freshman record with 27 double-figure scoring games ... took six charges ... All-ACC Academic team selection.

Rankings:

No. 1 (All Star Girls Report), No. 1 (Collegiate Girls Basketball Report), No. 2 (ESPN HoopGurlz), No. 2 (Blue Star Report)

2011 USA Basketball U19 World Championship Team:

Member of the U19 squad that traveled to Puerto, Chile and won the gold medal ... started 6-of-9 games, while averaging 8.9 points and 5.0 rebounds ... hit 52.3 percent of her field goals ... led her team to an 8-1 overall record.

2010 USA Basketball U17 World Championship Team:

Started all eight games and averaged team highs of 13.5 point and 7.6 rebounds ... she totaled a U.S. second-best 2.0 blocks average, while shooting a team-high of 61.8 percent (47-76 FGs) from the field ... among the 12-team field, she ranked 11th overall in scoring and rebounding, second in field goal percentage and third in blocked shots ... led the squad to an 8-0 record and gold medal in Toulouse, France.

2009 USA Basketball U16 National Team:


Guided the U16 squad to a 5-0 record at the FIBA Americas Championship and a gold medal in Mexico City ... averaged 13.4 points, 5.2 rebounds and 1.4 blocks ... named tournament MVP.

High School/AAU:

2011 Morgan Wooten National Player of the Year ... a 2010 and 2011 First Team Parade All-America, 2011 USA Today All-USA First Team and 2011 ESPN HoopGurlz All-America selection ... named the Gatorade Player of the Year in the state of Virginia in 2010 and 2011 ... 2011 Associated Press Group AAA State, Virginia H.S. Coaches Association (VHSCA) Group AAA, Eastern Region, Beach District and Virginia-Pilot All-Tidewater Player of the Year ... set a new McDonald's All-America game record with 23 points to go along with a game-high 11 rebounds, two blocks, one steal and one assist in 19 minutes ... named MVP of the McDonald's All-America game ... totaled 20 points, eight rebounds, three blocks and one assist in 29 minutes during the WBCA All-America game, which earned her Red Team MVP accolades ... the 2010 Associated Press Virginia Player of the Year and Beach District Player of the Year ... guided her Princess Anne H.S. squad to Virginia Class AAA state titles in 2011 and 2009 ... her team registered a 120-6 mark during her varsity career ... ranks No. 2 in career blocked shots in Virginia girls history ... averaged 18.9 points, 11.9 rebounds, 5.3 blocks, 3.2 steals and 2.2 assists as senior ... a 2011 First Team All-Beach District, First Team All-Eastern Region and First Team Virginia-Pilot Newspaper All-Tidewater selection ... as a junior, averaged 17.3 points, 10.5 rebounds, 5.5 blocks, 2.7 steals and 2.2 assists ... 2010 ESPN Rise First Team All-America and 2010 USA Today All-USA Third Team selection ... started all 31 games ... totaled season highs of 37 points against Salem on Jan. 12, 2010 and posted 26 rebounds versus Bishop McNamara on Dec. 22, 2009 ... Eastern Region Player of the Year in 2009 and 2010 ... a 2009 All-State First Team honoree and All-Tidewater First team selection ... 2009 Beach District Defensive Player of the Year ... All-Beach District first team selection in 2009... averaged 13.1 points, 11.1 rebounds, 6.7 blocks, 2.1 steals and 1.4 assists as a sophomore ... guided Princess Anne to a 31-1 record and a 3A state title ... shot 51.5 percent from the field ... swatted 172 shots as a sophomore, which was the second-most in Virginia history ... helped Princess Anne to a 29-2 record as a freshman ... plays AAU for Boo Williams since 2008 ... a 2008 Second Team All-Beach District honoree ... Honorable Mention All-Region as a freshman ... ran track & field and was an All-Beach District selection in 2008-09 in the high jump.

Personal:

Full name is Elizabeth Olatayo Williams ... born on June 23, 1993 in Colchester, Essex, England ... daughter of Dr. Alex and Margaret Williams ... has one brother, Mark (11) and one sister, Victoria (24) ... member of the high school honor roll each year ... on the Principal's List and received the Cavalier Award in 2007-08 ... earned a 4.19 grade-point average in high school ... selected to the Dean's List at Duke in the Spring of 2012 ... majoring in psychology ... a two-time ACC Honor Roll selection.



2012-13 - Sophomore Year

	Min	FG-A	3G-A	FT-A	OR/TOT	PF	A	T	B	S	PTS
Presbyterian	11	4-7	0-0	0-0	4-5	2	0	1	1	1	8
Iona	18	6-11	0-0	4-4	3-5	0	0	6	2	16	
Valparaiso	17	7-9	0-0	4-7	6-8	3	0	3	3	1	18
at Xavier	26	8-11	0-0	0-0	1-6	4	1	3	3	1	16
at Michigan^	29	8-12	0-0	3-3	4-7	2	1	2	2	1	19
California^	24	4-10	0-0	4-6	2-5	2	0	1	4	2	12
Georgia Tech^	32	10-14	0-0	5-5	7-11	1	1	7	6	1	25
vs. St. John's^	30	7-14	0-0	2-5	4-7	3	2	1	5	0	16
vs. CSUB^	24	9-18	0-0	3-4	5-8	0	0	3	1	1	21
at USC^	28	6-16	0-0	1-3	3-5	3	2	1	4	1	13
Monmouth^	26	1-7	0-0	5-8	5-11	1	0	2	1	1	7
at N.C. State^	29	2-4	0-0	5-8	2-5	2	1	0	2	1	9
at Boston Col.^	26	6-8	0-0	1-2	1-3	0	1	2	3	2	13
Clemson^	27	9-12	0-0	3-5	3-3	1	0	2	4	0	21
at WFU^	29	8-14	0-1	2-2	5-7	2	2	1	4	3	18
Va. Tech^	28	7-10	0-0	6-9	3-8	1	1	3	3	0	20
at UConn^	33	5-15	0-0	1-3	3-6	0	0	2	2	1	11
at Clemson^	35	4-12	0-0	4-6	7-13	0	1	1	3	0	12
Boston Col.^	31	4-9	0-0	2-3	6-7	2	5	0	1	1	10
Miami^	32	5-11	0-0	2-3	0-4	1	1	3	3	1	12
at UNC^	33	4-9	0-0	5-6	4-11	1	2	2	2	0	13
at Virginia^	32	7-12	0-0	4-6	3-8	0	4	1	3	1	18
Maryland^	37	6-12	0-0	4-4	4-10	0	2	0	2	0	16
at Va. Tech^	29	9-14	0-0	7-8	4-7	2	2	2	2	0	25
Wake Forest^	28	4-15	0-0	3-4	2-5	3	2	4	2	2	11
Florida State^	35	7-17	0-0	6-10	7-13	3	1	2	2	3	20
at Maryland^	36	7-11	0-0	2-2	3-7	2	0	3	1	2	15
at Miami^	34	8-11	0-0	1-2	2-6	3	2	4	3	2	17
UNC^	29	5-10	0-0	3-7	2-6	3	1	3	5	2	13
vs. N.C. State^	34	4-11	0-0	5-8	3-9	2	1	2	3	1	13
vs. Florida St.^	32	4-7	0-0	3-4	3-7	2	1	2	3	1	11
vs. UNC^	36	8-16	0-0	8-8	4-8	2	2	4	2	3	24
Hampton^	28	8-15	0-0	2-2	4-6	4	2	0	3	0	18
Oklahoma St.^	34	6-15	0-0	4-6	3-12	1	0	7	3	1	16
vs. Nebraska ^	36	5-15	0-0	0-0	5-9	1	1	0	7	1	10
vs. N. Dame ^	35	3-9	0-0	2-4	3-6	4	1	4	3	1	8

2011-12 - Freshman Year

	Min	FG-A	3G-A	FT-A	OR/TOT	PF	A	T	B	S	PTS
at BYU^	22	4-6	0-0	0-0	0-5	4	1	4	2	1	8
Auburn^	33	8-12	0-0	2-4	4-13	2	1	1	4	1	18
vs. WKU^	27	3-9	0-0	1-4	1-4	2	0	5	3	0	7
vs. Gard-Webb^	21	6-8	0-0	1-3	2-5	1	1	1	1	3	13
vs. ND^	34	5-11	0-0	6-11	6-13	4	2	2	7	0	16
Purdue^	35	2-17	0-0	5-10	10-17	1	2	5	4	1	9
Pittsburgh^	26	5-14	0-0	2-3	4-9	3	1	4	5	3	12
at Kentucky^	35	8-14	0-0	1-1	2-6	3	0	4	1	2	17
USC Upstate^	31	10-10	0-0	2-3	6-9	1	3	2	1	2	22
UNCW^	27	7-13	0-0	2-2	2-6	1	5	2	3	3	16
at Temple^	33	4-11	0-0	1-2	3-10	1	1	5	4	3	9
Virginia^	24	3-4	0-0	2-2	2-7	4	1	6	4	1	8
at WFU^	33	6-13	0-0	6-9	6-16	2	4	6	12	1	18
N.C. State^	23	3-9	0-0	3-5	4-7	4	1	4	5	1	9
Florida State^	35	9-15	0-0	0-2	6-8	4	0	1	1	3	18
at Va. Tech^	25	5-9	0-0	10-12	2-7	2	1	2	4	0	20
at Ga. Tech^	35	8-15	0-0	4-6	5-11	1	1	4	5	2	20
vs. Maryland^	38	6-16	0-0	4-4	5-8	1	2	0	2	1	16
at Clemson^	25	6-9	0-0	2-5	1-5	0	2	1	5	0	14
Connecticut^	31	3-15	0-0	4-4	4-4	3	0	3	3	4	10
Wake Forest^	30	7-12	0-0	2-4	4-9	1	1	3	3	1	16
North Carolina^	30	5-12	0-0	3-4	4-10	4	5	5	6	4	13
at Boston Col.^	36	9-13	0-0	0-0	3-10	3	0	2	8	1	18
at Florida St.^	33	4-13	1-1	4-6	3-3	3	0	1	1	1	13
Virginia Tech^	38	3-9	0-0	6-12	7-8	0	2	3	1	1	12
at Maryland^	28	7-10	0-0	5-8	4-7	3	1	4	3	1	19
Miami^	36	9-18	0-0	1-2	4-9	4	2	2	2	4	19
at N. Carolina^	37	6-13	0-1	1-4	5-9	2	2	5	2	1	13
vs. N.C. State^	34	6-12	0-0	0-3	4-7	5	2	5	7	1	12
vs. Samford^	24	4-10	0-0	3-4	0-3	0	1	2	3	0	11
at Vanderbilt^	26	6-9	0-0	1-2	3-6	3	4	2	2	3	13
vs. St. John's^	28	4-8	0-0	2-2	0-5	2	3	4	1	0	10
vs. Stanford^	35	5-14	0-0	2-2	2-3	4	2	1	1	1	12

Career Statistics

YEAR	G-GS	MIN-AVG	FG-FGA	PCT	3P-3PA	PCT	FT-FTA	PCT	REB	AVG	PF-FO	AST	TO	BS	ST	PTS	AVG
2011-12	33-33	1008-30.5	186-383	.486	1-2	.500	88-145	.607	259	7.8	78-1	54	101	116	51	461	14.0
2012-13	36-32	1063/29.5	215-423	.508	0-1	.000	116-167	.695	264	7.3	63-0	45	78	107	41	545	15.2
Career	69-65	2071/30.0	401-806	.498	1-3	.333	204-312	.654	523	7.6	141-1	99	179	223	92	1007	14.6

Career ACC Regular Season Statistics

YEAR	G-GS	MIN-AVG	FG-FGA	PCT	3P-3PA	PCT	FT-FTA	PCT	REB	AVG	PF-FO	AST	TO	BS	ST	PTS	AVG
2011-12	16-16	506-31.6	96-190	.505	1-2	.500	53-85	.624	134	8.4	38-0	25	49	64	23	246	15.4
2012-13	18-18	562/31.2	112-205	.546	0-1	.000	65-92	.707	134	7.4	27-0	29	40	51	21	289	16.1
Career	34-34	1068/31.4	208-395	.527	103	.333	118-177	.667	268	7.9	65-0	54	89	115	44	535	15.7

Career ACC Tournament Statistics

YEAR	G-GS	MIN-AVG	FG-FGA	PCT	3P-3PA	PCT	FT-FTA	PCT	REB	AVG	PF-FO	AST	TO	BS	ST	PTS	AVG
2011-12	1-1	34-34.0	6-12	.500	0-0	.000	0-3	.000	7	7.0	5-1	2	5	7	1	12	12.0
2012-13	3-3	102-34.0	16-34	.471	0-0	.000	16-20	.800	17	5.7	6-0	4	8	8	5	48	16.0
Career	4-4	136-34.0	22-46	.485	0-0	.000	16-23	.695	24	12.7	11-1	6	13	15	6	60	14

Career NCAA Tournament Statistics

YEAR	G-GS	MIN-AVG	FG-FGA	PCT	3P-3PA	PCT	FT-FTA	PCT	REB	AVG	PF-FO	AST	TO	BS	ST	PTS	AVG
2011-12	4-4	113-28.3	19-41	.463	0-0	.000	8-10	.800	17	4.3	9-0	10	9	7	4	46	11.5
2012-13	4-4	133-33.2	22-54	.407	0-0	.000	8-12	.667	33	8.3	10-0	4	11	16	3	52	13.0
Career	8-8	246-30.8	41-95	.435	0-0	.000	16-22	.727	50	6.3	19-0	14	20	23	7	98	12.3

Career Statistics Versus Ranked Opponents

YEAR	G-GS	MIN-AVG	FG-FGA	PCT	3P-3PA	PCT	FT-FTA	PCT	REB	AVG	PF-FO	AST	TO	BS	ST	PTS	AVG
2011-12	10-10	330-33.0	54-135	.400	0-0	.000	33-48	.688	82	8.2	29-0	19	30	30	18	141	14.1
2012-13	12-12	396-33.0	65-145	.448	0-0	.000	40-59	.678	95	7.9	23-0	13	24	38	16	170	14.2
Career	22-22	363-33.0	119-280	.424	0-0	.000	73-107	.682	177	8.05	52-0	32	54	68	34	311	14.15



Alexis Jones

5-8 • Sophomore • G • #2
Irving, Texas
(MacArthur)

**Second Team Freshman All-America
2013 ACC Tournament MVP
All-ACC Freshman
All-ACC Academic Team
Led USA Basketball to Three Gold Medals**

A very athletic, diverse, crafty and attacking guard ... can play off the bounce beautifully, break down defenses and is excellent in one-on-one opportunities ... a smooth lefty ... very good in an up-tempo and transition style.

In the Duke Record Book:

Dished 144 assists to rank 10th on the single-season charts ... in the freshman record book, ranked eighth in points (342), second in assists (144), fifth in steals (63), fourth in free throw percentage (.795), eighth in three-point field goals attempted (76), tied for seventh in double-doubles (2) and tied for second in double-figure assist games (1) ... in the freshman single-game record lists, ranked tied for second with 10 assists against Miami, tied for seventh with nine assists against Maryland and tied for eighth with six steals versus Virginia Tech.

2013 USA Basketball U19 World Championship Team:

Guided the U19 World Championship Team to a 9-0 record and the gold medal in Lithuania ... started all nine games and averaged 10.0 points, 4.3 assists, 3.2 rebounds and 1.7 steals while collecting her third career gold medal with USA Basketball ... her 4.3 assists per game average ranked tied for fourth among all teams ... Jones dished 29 assists, which ranked tied for the USA Basketball U19 World Championship Team record.

As a Freshman (2012-13):

Full Court Second Team Freshman All-America ... Norfolk Region All-Tournament Team ... ACC Tournament MVP ... All-ACC Freshman ... a three-time ACC Rookie of the Week selection ... All-ACC Academic Team selection ... started all 36 contests ... averaged 9.5 points, 4.4 rebounds, 4.0 assists and 1.8 steals ... after Chelsea Gray was injured on Feb. 17, Jones averaged 13.8 points, 6.1 assists, 5.4 rebounds and 1.3 steals ... scored in double-figures in seven straight games during that stretch ... dished 144 assists, which is the second-most in Duke history by a freshman ... totaled 63 steals, which is the fifth-most by a Blue Devil freshman ... ranked tied for seventh in the ACC in assists (4.0) and tied for 10th in assist/turnover ratio (1.1) ... averaged 17.7 points, 6.0 assists, 5.0 rebounds and 1.3 steals in the ACC Tournament ... hit 60.0 percent from the field and 66.7 percent from downtown in the ACC Tournament ... became just the third freshman in ACC history to be named ACC Tournament MVP ... against UNC in the ACC title game, registered a career-high 24 points, eight rebounds, three assists and four steals ... one of only six freshmen in Duke history to total 100 assists in a season ... closed the regular season being named the ACC Rookie of the Week in both weeks ... dished 26 assists in four NCAA Tournament games, which tied the Duke tournament record ... posted a then career-high 22 points versus North Carolina in the regular-season finale ... nearly netted a triple-double to open the NCAA Tournament against Hampton with 11 points, 10 assists and eight rebounds ... notched 14 points, nine rebounds and seven assists in the Sweet 16 of the NCAAs versus Nebraska ... became the sixth Blue Devil under Coach P to start their first collegiate game at Duke.

Rankings:

No. 3 (ESPN HoopGurlz), No. 6 (Blue Star Report), No. 7 (All Star Girls Report)

2011 USA Basketball U19 National Team:

Named to the 2011 USA Basketball U19 World Championship Team that compiled an 8-1 record and captured the gold medal at the 2011 FIBA U19 World Championship in Puerto Montt, Chile ... played in nine games averaging 1.1 points and 1.2 rebounds.

2010 USA Basketball U18 National Team:

Guided the U18 squad to a 5-0 record at the FIBA Americas Championship and a gold medal ... started all five games and averaged a USA fourth-best 8.2 points per game and a team second-best 6.4 rebounds per game.

High School/AAU:

A 2012 Parade Magazine All-America ... named the Gatorade Texas Girls Basketball Player of the Year and Miss Texas Basketball as a junior and senior ... totaled nine points, three rebounds, three assists and one steal in 21 minutes in the McDonald's All-America contest ... started for the Navy Team in the WBCA All-America game, while posting 11 points, four rebounds, four assists, one blocked shot and one steal in a team-high 33 minutes ... 2011 ESPN HoopGurlz and ESPN Rise Underclass All-America selection ... a Dallas Morning News All-Area first team pick as a junior ... registered 29 double-doubles and seven triple-doubles over her career ... as a senior, averaged 22.8 points, 7.0 rebounds, 5.9 assists and 4.4 steals ... a pre-season Naismith National High School Player of the Year candidate ... collected a career-high 42 points against Incarnate Word along with 10 rebounds ... notched

Career Highs

Points.....	24
vs. North Carolina (3-3-13)	
Rebounds.....	10
Miami (1-31-13)	
Assists.....	10
Hampton (3-24-13)	
Blocks.....	2
Clemson (1-10-13)	
Georgia Tech (12-6-12)	
Steals.....	6
Virginia Tech (1-16-13)	
Field Goals Made.....	9
vs. North Carolina (3-10-13)	
Field Goals Attempted.....	19
at Maryland (2-24-13)	
Field Goal Percentage.....	750 (6-8)
vs. N.C. State (3-8-13)	
Free Throws Made.....	11
vs. North Carolina (3-3-13)	
Free Throws Attempted.....	12
vs. North Carolina (3-3-13)	
Three-Point Field Goals Made.....	3
vs N.C. State (3-8-13)	
Three-Point Field Goals Attempted.....	6
Miami (1-31-13)	

2012-13 - Freshman Year

	Min	FG-A	3G-A	FT-A	OR/TOT	PF	T	B	S	PTS	
Presbyterian [^]	32	3-8	0-1	2-2	0-3	3	6	7	0	1	8
Iona [^]	30	3-5	1-1	0-0	1-5	1	5	3	1	1	7
Valparaiso [^]	17	7-9	0-0	4-7	6-8	3	0	3	3	1	18
at Xavier [^]	34	6-10	2-2	0-0	1-4	1	5	1	0	2	14
at Michigan [^]	31	4-10	1-3	0-0	1-2	2	8	3	0	2	9
California [^]	32	5-9	0-1	1-1	1-2	3	4	5	0	2	11
Georgia Tech [^]	28	2-4	0-0	0-0	2-4	4	3	3	2	1	4
vs. St. John's [^]	19	1-3	0-0	2-2	0-1	3	2	1	0	1	4
vs. CSUB [^]	29	2-9	0-2	2-2	0-3	2	5	3	0	3	6
at USC [^]	32	4-6	1-1	2-2	1-3	1	4	3	0	3	11
Monmouth [^]	25	2-5	0-0	1-2	1-3	3	0	0	0	5	5
at N.C. State [^]	30	4-9	1-4	3-4	0-4	4	3	4	1	1	12
at Boston Col. [^]	24	3-5	0-0	2-2	1-1	4	3	4	0	1	8
Clemson [^]	21	2-4	0-1	0-0	0-2	3	2	2	2	2	4
at WFU [^]	28	3-6	1-2	2-4	2-7	4	3	2	1	2	9
Va. Tech [^]	23	3-7	0-0	0-0	0-1	2	1	2	0	6	6
at UConn [^]	35	5-12	2-4	2-2	2-5	4	4	3	0	0	14
at Clemson [^]	24	2-4	1-3	0-0	1-2	4	2	6	0	3	5
Boston Col. [^]	17	2-4	1-2	3-3	0-4	2	1	3	1	0	8
Miami [^]	31	4-9	2-6	0-0	7-10	0	3	4	0	1	10
at UNC [^]	25	4-10	1-3	0-0	3-7	5	3	5	0	2	9
at Virginia [^]	26	1-4	0-2	0-0	1-5	0	0	4	0	1	2
Maryland [^]	18	2-4	0-1	0-0	1-3	2	1	4	0	2	4
at Va. Tech [^]	26	3-6	0-2	0-0	2-5	1	3	0	0	3	6
Wake Forest [^]	35	2-8	0-3	3-4	2-6	3	2	3	0	0	7
Florida State [^]	24	2-8	0-4	2-3	0-2	2	4	5	0	3	6
at Maryland [^]	36	5-19	2-3	3-4	6-8	1	9	2	0	1	15
at Miami [^]	36	4-11	2-3	3-6	1-5	2	6	3	0	0	13
UNC [^]	34	5-14	1-4	11-12	0-4	2	4	5	0	1	22
vs. N.C. State [^]	35	6-8	3-4	2-2	1-3	3	8	3	0	0	17
vs. Florida St. [^]	33	6-11	0-1	0-0	2-4	3	7	5	0	0	12
vs. UNC [^]	31	9-16	1-1	5-8	4-8	3	3	4	0	4	24
Hampton [^]	37	4-10	1-2	2-2	3-8	1	10	6	1	3	11
Oklahoma St. [^]	35	2-6	0-2	5-6	1-3	3	7	3	0	0	9
vs. Nebraska [^]	35	6-12	1-5	1-2	2-9	1	6	7	1	0	14
vs. N. Dame [^]	26	3-11	0-1	3-3	1-5	5	3	7	1	2	9

15 double-doubles and two triple-doubles her senior year ... registered 20 games with 20 or more points and 12 contests with 30 or more points ... pulled down 10 or more rebounds in nine games and 10 or more assists in eight contests ... scored 30 or more points in five straight games ... led MacArthur to a 32-2 record ... pulled down a career-high 14 rebounds and dished a season-high 14 assists her senior year ... led MacArthur to the Class 5A state championship and an overall record of 37-2 during her junior season ... voted Texas Class 5A Tournament MVP and to the All-Tournament team after notching a triple-double of 25 points, 11 rebounds and 14 assists in the 2011 state championship game ... a three-time Texas Association of Basketball Coaches (TABC) All-State Class 5A selection ... a three-time all-district honoree ... twice tabbed TABC All-Class 5A Region ... averaged 22.3 points, 9.2 rebounds, 1.3 blocks, 4.5 steals and 7.2 assists as a junior ... named District Newcomer of the Year in 2010 while leading MacArthur to a 38-2 record ... started all 39 games as a freshman and averaged 13.0 points, 7.0 rebounds, 7.0 assists, 5.2 steals and 1.0 blocks per contest ... plays in the summer for the Texas Express AAU squad ... also lettered in track & field and volleyball at MacArthur.

Personal:

Full name is Alexis Michelle Jones ... born May 8, 1994 in Midland, Texas. ... daughter of David Jones and Carla Seldon ... has two brothers, Anthony (28) and Andrew (14) ... mother, Carla, was an All-America track athlete at Angelo State and Texas A&M, and was inducted into the United States Track & Field and Cross Country Coaches Association Division II Athletes Hall of Fame in 2003 ... named to the high school honor roll list ... earned ACC Honor Roll accolades as a freshman at Duke.

Career Statistics

YEAR	G-GS	MIN-AVG	FG-FGA	PCT	3P-3PA	PCT	FT-FTA	PCT	REB	AVG	PF-FO	AST	TO	BS	ST	PTS	AVG
2012-13	36-36	1049/29.1	127-297	.428	26-76	.342	62-78	.795	160	4.4	89-2	144	129	11	63	342	9.5

Career ACC Regular Season Statistics

YEAR	G-GS	MIN-AVG	FG-FGA	PCT	3P-3PA	PCT	FT-FTA	PCT	REB	AVG	PF-FO	AST	TO	BS	ST	PTS	AVG
2012-13	18-18	486/27.0	53-136	.390	12-43	.279	32-42	.762	80	4.4	45-1	53	61	7	30	150	8.3

Career ACC Tournament Statistics

YEAR	G-GS	MIN-AVG	FG-FGA	PCT	3P-3PA	PCT	FT-FTA	PCT	REB	AVG	PF-FO	AST	TO	BS	ST	PTS	AVG
2012-13	3-3	99-33.0	21-35	.600	4-6	.667	7-10	.700	15	5.0	9-0	18	12	0	4	53	17.7

Career NCAA Tournament Statistics

YEAR	G-GS	MIN-AVG	FG-FGA	PCT	3P-3PA	PCT	FT-FTA	PCT	REB	AVG	PF-FO	AST	TO	BS	ST	PTS	AVG
2012-13	4-4	133-33.2	15-39	.385	2-10	.200	11-13	.846	25	6.3	10-1	26	23	3	5	43	10.8

Career Statistics Versus Ranked Opponents

YEAR	G-GS	MIN-AVG	FG-FGA	PCT	3P-3PA	PCT	FT-FTA	PCT	REB	AVG	PF-FO	AST	TO	BS	ST	PTS	AVG
2012-13	12-12	348-29.0	53-129	.411	8-28	.286	30-37	.811	58	4.8	34-2	50	53	2	18	144	12.0



Amber Henson

6-4 • R-Freshman • C/F • #30
Tampa, Fla.
(Walter L. Sickles)

A versatile and athletic player ... can play the three, four and five positions ... has an excellent shot and range ... can create from anywhere on the floor ... is very quick off the bounce and relentless on the offensive boards.

As a Redshirt Freshman (2012-13):

Did not appear in any games ... coming back from knee surgery in 2011-12.

As a Freshman (2011-12):

Arrived at Duke with a knee injury and was never fully healthy prior to having surgery on her right knee on Jan. 6 to stabilize her patella (knee cap) ... saw action in eight games, while averaging 11.6 minutes ... averaged 1.8 points and 1.9 rebounds ... had five points, three rebounds and four steals against USC Upstate ... blocked two shots at Western Kentucky.

Rankings:

No. 5 (Collegiate Girls Basketball Report), No. 8 (All Star Girls Report), No. 9 (Blue Star Report), No. 20 (ESPN HoopGurlz)

2010 U.S. Women's Youth Olympic Games Team:

Led the squad to a bronze medal in Singapore with a 6-1 record ... averaged 8.7 points, 3.3 rebounds, 1.6 blocks and 1.1 assists in seven games ... her 11 blocks was a team best.

High School/AAU:

A three-time Parade All-America honoree ... named the Florida Gatorade Player of the Year as a senior ... three-time All-Western Conference Player of the Year ... three-time First Team St. Pete Times Hillsborough County, First Team Tampa Tribune All-County and First Team All-State as a sophomore, junior and senior ... competed in the WBCA All-America game totaling 10 points, eight rebounds, two assists and two steals in 20 minutes ... in the McDonald's All-America contest, had five points, five blocked shots and two rebounds in 17 minutes ... totaled 2,027 points and 1,218 rebounds in four years, which are both school records ... posted 60 career double-doubles ... averaged 20.7 points, 13.6 rebounds, 6.7 blocks and 2.5 assists a game as a senior ... notched 18 double-doubles and one triple double ... had a season-high 37 points, 17 rebounds and eight blocked shots against Tampa Bay Tech ... Dottie McGahagan Academic Athletic Award ... St. Pete Times Hillsborough County Player of the Year in 2009-10 and 2010-11 ... as a junior, averaged 22.1 points, 12.1 rebounds, 4.9 blocks, 3.1 assists and 1.9 steals ... notched 18 games with 20 or more points and four contests with 30 or more points ... posted 20 double-doubles ... totaled a season-high 34 points against Freedom, while collecting 28 points and 20 rebounds against Central ... First Team All-Suncoast ... averaged 19.2 points, 11.3 rebounds, 4.5 blocks, 2.5 assists and 2.4 steals as a sophomore ... registered 21 double-doubles and one triple-double with 28 points, 14 rebounds and 11 blocks against Royal Pam Beach ... scored 20 or more points in 11 games ... as a freshman, averaged 14.2 points, 3.3 rebounds, 1.1 steals and 1.1 blocks ... had one double-double ... scored a season-high 34 points against Stony Point ... attended the Nike Skills Academy in

2008, 2009 and 2010 ... played for the Orlando Comets AAU squad, which were state champions in 2009 ... attended USA Basketball trials in 2009 and 2010 ... an Academic All-County selection as a sophomore, junior and senior ... member of the Sickles Mentor Program and Best Buddies ..

Personal:

Full name is Amber Elizabeth Henson ... born November 5, 1993 in Memphis, Tenn. ... daughter of Matt and Annette Henson ... has one brother, John (22) ... her brother, John, played three years on the North Carolina men's basketball team before being drafted by the Milwaukee Bucks with the 14th overall pick in the first round of the 2012 NBA Draft ... her father, Matt, played basketball at Norfolk State and graduated in 1988 ... majoring in public policy ... a two-time ACC Honor Roll selection.

Career Highs

Points.....	5
vs. USC Upstate (12-11-11)	
Rebounds.....	4
vs. Gardner-Webb (11-25-11)	
Assists.....	3
vs. Pittsburgh (12-4-11)	
Blocks.....	2
vs. Gardner-Webb (11-25-11)	
Steals.....	4
vs. USC Upstate (12-11-11)	
Field Goals Made.....	2
vs. USC Upstate (12-11-11)	
vs. Gardner-Webb (11-25-11)	
Field Goals Attempted.....	5
vs. USC Upstate (12-11-11)	
vs. Pittsburgh (12-4-11)	
Field Goal Percentage.....	.667 (2-3)
at Western Kentucky (11-20-11)	
Free Throws Made.....	1
vs. USC Upstate (12-11-11)	
vs. Auburn (11-18-11)	
Free Throws Attempted.....	4
vs. USC Upstate (12-11-11)	

2011-12 - Freshman Year

	Min	FG-A	3G-A	FT-A	OR/TOT	PF	A	T	B	S	PTS
at BYU	12	0-4	0-0	0-0	1-1	0	0	0	1	0	0
Auburn	7	0-1	0-1	1-2	0-1	0	0	2	0	1	1
vs. WKU	11	2-3	0-0	0-0	0-2	3	0	1	0	1	4
vs. Gard-Webb	15	1-3	0-0	0-2	2-4	2	0	1	2	0	2
vs. ND	DNP - CD										
Purdue	5	1-2	0-0	0-0	0-1	0	0	0	0	0	2
Pittsburgh	15	0-5	0-1	0-1	0-3	1	3	1	1	0	0
at Kentucky	DNP - CD										
USC Upstate	18	2-5	0-1	1-4	2-3	1	2	0	0	4	5
UNCW	10	0-2	0-0	0-0	0-0	2	0	1	0	0	0
at Temple	DNP - Injured										
Virginia	DNP - Injured										
at WFU	DNP - Injured										
N.C. State	DNP - Injured										
Florida State	DNP - Injured										
at Virginia Tech	DNP - Injured										
at Georgia Tech	DNP - Injured										
vs. Maryland	DNP - Injured										
at Clemson	DNP - Injured										
Connecticut	DNP - Injured										
Wake Forest	DNP - Injured										
North Carolina	DNP - Injured										
at Boston Col.	DNP - Injured										
at Florida State	DNP - Injured										
Virginia Tech	DNP - Injured										
at Maryland	DNP - Injured										
Miami	DNP - Injured										
at N.Carolina	DNP - Injured										
vs. N.C. State	DNP - Injured										
vs. Samford	DNP - Injured										
at Vanderbilt	DNP - Injured										
vs. St. John's	DNP - Injured										
vs. Stanford	DNP - Injured										



Career Statistics

YEAR	G-GS	MIN-AVG	FG-FGA	PCT	3P-3PA	PCT	FT-FTA	PCT	REB	AVG	PF-FO	AST	TO	BS	ST	PTS	AVG
2011-12	8-0	93-11.6	6-25	.240	0-3	.000	2-9	.222	15	1.9	10-0	5	7	4	7	14	1.8

Career ACC Regular Season Statistics

YEAR	G-GS	MIN-AVG	FG-FGA	PCT	3P-3PA	PCT	FT-FTA	PCT	REB	AVG	PF-FO	AST	TO	BS	ST	PTS	AVG
2011-12	0-0	0-0.0	0-0	.000	0-0	.000	0-0	.000	0	0.0	0-0	0	0	0	0	0	0.0

Career ACC Tournament Statistics

YEAR	G-GS	MIN-AVG	FG-FGA	PCT	3P-3PA	PCT	FT-FTA	PCT	REB	AVG	PF-FO	AST	TO	BS	ST	PTS	AVG
2011-12	0-0	0-0.0	0-0	.000	0-0	.000	0-0	.000	0	0.0	0-0	0	0	0	0	0	0.0

Career NCAA Tournament Statistics

YEAR	G-GS	MIN-AVG	FG-FGA	PCT	3P-3PA	PCT	FT-FTA	PCT	REB	AVG	PF-FO	AST	TO	BS	ST	PTS	AVG
2011-12	0-0	0-0.0	0-0	.000	0-0	.000	0-0	.000	0	0.0	0-0	0	0	0	0	0	0.0

Career Statistics Versus Ranked Opponents

YEAR	G-GS	MIN-AVG	FG-FGA	PCT	3P-3PA	PCT	FT-FTA	PCT	REB	AVG	PF-FO	AST	TO	BS	ST	PTS	AVG
2011-12	1-0	5-5.0	1-2	.500	0-0	.000	0-0	.000	1	1.0	0-0	0	0	0	0	2	2.0



Oderah Chidom

6-4 • Freshman • F • #22
Oakland, Calif.
(Bishop O'Dowd)

Very athletic and versatile post player ... goes to the offensive boards very strong ... very intense on defense ... can score off the bounce and has a nice pull-up jump shot as well ... can play the four or three positions ... was presented with the Iron Blue Devil Belt by William Stephens, Duke strength and conditioning coach after her hard work during summer and preseason conditioning and workouts.

Rankings:

No. 10 (HoopGurtz), No. 79 (Girls Basketball Report), No. 25 (Blue Star Report)

2012 USA Basketball U17 World Championship Team:

Named to the 2012 USA Women's U17 World Championship team that won the gold medal in Amsterdam, the Netherlands ... averaged 6.0 points and 6.1 rebounds in eight games, including a 10-point and seven rebound performance against Canada in the semifinals.

High School/AAU:

A 2013 McDonald's and WBCA All-America selection ... totaled team-high eight rebounds, team-high seven steals, tied for team-best three blocks and scored six points in the WBCA All-America game ... in the McDonald's All-America game, pulled down eight rebounds, had two points, two blocks and two steals in 15 minutes ... Bay Area News Group's 2012-13 East Bay Girls Athlete of the Year for basketball in 2013 ... three-time all-league selection ... league MVP as a senior ... a 2012 Cal-Hi Sports State All-State Fifth Team and Division III first team selection ... notched career averages of 13.2 points, 9.7 rebounds, 3.7 blocks and 2.2 steals ... scored over 1,000 points and pulled down over 900 rebounds over her career ... two-time All-California team ... averaged 14.0 points, 10.0 rebounds, 3.0 blocks and 2.0 steals her senior year ... totaled 23 double-doubles ... team captain as a senior ... tied a school-record with nine blocks in a single game as a senior ... All-East Bay first team in 2012 ... led Bishop O'Dowd to its first state championship ... won the sportsmanship award in the North California Final, after finishing the game with 22 points, 10 rebounds and six blocks ... as a junior, led her team to a 30-3 record and a Division III state title, averaging 14.0 points, 10.0 rebounds and 3.0 blocks ... as a sophomore, averaged 8.0 points, 7.0 rebounds, 2.7 blocks and 2.0 steals ... named All-East Bay Second Team ... voted First Team All-HAAL ... set a school record with nine blocks against Bishop Gorman ... received the West Coast Jamboree sportsmanship award ... lettered as a freshman on the varsity squad ... played AAU for Cal Storm-Team Taurasi ... invited to the 2013 USA Basketball U19 World Championship team trials.

Personal:

Oderah Obiageli Chidom was born on July 9, 1995 in Hayward, Calif. ... daughter of Obiora and Gabriella Chidom ... has one brother, Arinze (15) and one sister, Amara (13) ... named to the Honor Roll and received the Charles E. Delany Scholarship Award.



Kendall McCravey-Cooper

6-4 • Freshman • F/C • #21
Carson, Calif.
(St. Anthony)

Can play on the block and can come out and hit the three-pointer ... expected to play the four and five positions ... one of the most physical players on the team ... challenges on the block on every possession ... very versatile.

Rankings:

No. 9 (Blue Star Report), No. 10 (ASGR), No. 12 (HoopGurtz), No. 41 (Girls Basketball Report)

2012 USA Basketball U18 National Team:

Named to 2012 USA Basketball Women's U18 National Team that produced a 5-0 record and won the gold medal in Gurabo, Puerto Rico ... averaged 3.0 points, 5.2 rebounds and 1.0 blocks ... participated in five contests, while starting two ... was the youngest player on the squad and only high school player.

High School/AAU:

A 2013 McDonald's and WBCA All-America selection ... scored nine points, had two rebounds and one block in the WBCA All-America game ... in the McDonald's All-America game, had four points, five rebounds three blocked shots in 14 minutes ... 2013 Press Telegram All-Area first team and MaxPreps California All-State first team ... California Interscholastic Federation (CIF) Division IV third team in 2012 and the 2011 Player of the Year (2011) ... All-CIF Division 4A first team (2011, 2013) ... two-time Long Beach Press Telegram Player of the Year in 2011 and 2012 ... three-time Dream Team selection (2010-12) ... Santa Cruz League MVP in 2011 and 2013 ... All-Santa Cruz League first team (2010, 2011, 2013) ... 2011 Long Beach Century Club Basketball Player of the Year ... varsity captain in 2012-13 ... in 112 career starts, totaled 1,516 points, 1,318 rebounds, 155 assists, 183 steals and 427 blocks ... lists career highs of 36 points (vs. St. Paul), 23 rebounds (vs. St. Paul) and 13 blocks (vs. Serra) ... averaged 12.3 points, 13.0 rebounds, 4.2 blocks, 2.4 assists and 1.9 steals as a senior ... totaled a season-high 28 points and 18 rebounds against Bellarmine-Jefferson on Jan. 22 ... in her final high school contest, registered a triple-double with 25 points, 19 rebounds and 13 blocks ... notched 15 double-doubles ... as a junior, averaged 14.8 points, 12.5 rebounds, 2.0 assists, 1.8 steals and 4.4 blocks, while tallying 17 double-doubles, two triple-doubles and seven 20+ point games ... as a sophomore, recorded five 20+ point games, 14 double-doubles and one triple-double vs. South Pasadena ... averaged 14.8 points, 11.8 rebounds, 1.8 steals and 3.6 blocks ... hit 64.0 percent from the field as a sophomore ... Cal-Hi Sports first team in 2010 ... guided team to a 21-9 record ... as a freshman, averaged 10.9 points, 8.5 rebounds, 1.2 steals and 3.1 blocks ... tallied 10 double-doubles during her freshman year, as well as four 20+ point games ... her high school team had a 25-10 record ... also ran track and competed in the shot put ... played for AAU for Cal Storm-Team Taurasi as well as Team Xpress, GBL and the South Bay Waves ... captain of the team in 2011 and 2012 ... participated in the 2013 Women's U19 World Championship Trials, 2012 Women's U17 World Championship Team Trials and the 2011 Women's U16 National Team Trials.

Personal:

Full name is Kendall Alesse McCravey-Cooper ... born on Aug. 19, 1995 in Harbor City, Calif. ... daughter of Stephanie McCravey-Cooper and Michael Cooper ... has one brother, Michael Cooper II (14) and one sister, Jourdan (19) ... her cousin, Tony Smith, played basketball at Marquette and for the Los Angeles Lakers and Milwaukee Bucks ... her father, Michael Cooper, played basketball at Cal State Los Angeles ... her sister, Jourdan, played basketball at UC Riverside in 2011-12 ... four-time member of the honor roll ... co-founder of the Pink Ribbon Club at St. Anthony, which promotes education, awareness and fundraising to address all types of cancer in women ... works with the Matt Barnes Foundation, Athletes vs. Cancer to educate high school athletics on cancer.



Rebecca Greenwell

6-1 • Freshman • G • #23

Owensboro, Ky.
(Owensboro Catholic)

Tremendous shooter ... versatile player who can play the point, two and three ... one of the greatest competitors Coach P has ever coached ... ability to create off the dribble ... quick, defensive and fundamentally sound player.

Rankings:

No. 4 (Girls Basketball Report), No. 6 (Blue Star Report), No. 6 (HoopGurlz), No. 18 (ASGR)

2012 USA Basketball U17 World Championship Team:

Member of the U17 World Championship team that produced an 8-0 record and won the gold medal in Amsterdam, the Netherlands ... averaged 11.9 points, 7.3 rebounds, 2.1 assists and 2.0 steals, while starting all eight contests.

2011 USA Basketball U16 National Team:

Guided the U16 National Team to a 5-0 record and the gold medal in Merida, Mexico ... started all five contests and averaged a team-high 15.6 points, 5.8 rebounds and 3.2 steals ... named Co-MVP of the tournament ... hit 11 three-pointers for a 45.8 percentage ... established USA U-16 single-game highs for field goals attempted (21) and three-pointers attempted (10) and set records for average points (15.6), field goals made (62) and three-pointers made (11).

2011 USA Basketball 3X3 Youth World Championship Team:

Played on 3X3 Youth World Championship team that received the honorary bronze medal ... injured her ACL during the tournament as she averaged 5.0 points a game before being injured.

High School/AAU:

2013 McDonald's All-America and WBCA All-America selection ... All-USA Today First Team honoree ... had her high school jersey retired ... Courier Journal First Team All-State in 2013 ... named to the preseason 2012-13 American Family Insurance ALL USA Girls Team ... three-time all-state first team (2010, 2011, 2013) ... Messenger-Inquirer three-time Region III Player of the Year (2010, 2011, 2013) ... three-time All-District first team selection (2009-11) ... scored 3,306 career points and pulled down over 1,500 rebounds ... holds school records for single-game points (51 vs. Trinity) and steals (12) ... lists career highs of 20 rebounds (vs. Grayson County), eight assists (vs. Owensboro) and eight blocks (vs. Union County) ... in the McDonald's All-America game, had eight points, two rebounds, one steal and one assist in nine minutes before getting injured ... averaged 23.1 points, 8.9 rebounds, 3.6 assists and 2.6 steals as a senior ... scored 40 or more points four times, including a 51-point performance against Trinity on Jan. 14 ... against Trinity, hit a national record 17 three-pointers on 28 attempts ... hit 73 three-pointers in 21 games for a 46.0 percentage ... totaled nine double-doubles ... as a junior, did not play due to an ACL injury ... as a sophomore, started all 35 games averaging 32.6 points, 12.0 rebounds, 3.6 assists, 3.9 steals and 1.4 blocks ... during her sophomore season, shot 48.0 percent from the field, 30.0 percent from three-point land and 76.0 percent from the line ... Class A All-State Tournament team in 2011 after setting records for total points (122) and points in a single game ... reached the 2,000 point and 1,000 rebound plateau in the 2010-11 campaign, tallying 24 games with 30+ points, eight 40+ point games and 27 double-digit rebounding games ... notched a 27-8 record ... all-state second team (2009) ... as a freshman in 2009-10, started all 34 games averaging 26.6 points, 10.4 rebounds and 3.1 assists ... tallied 23 games with 20+ points as well as 10 30+ point performances ... led her squad to an 18-16 record ... averaged 18.2 points, 8.1 rebounds, 3.0

assists, 2.2 steals and 1.5 blocks as an eighth grader ... led her team to a 21-10 record ... started playing varsity basketball in the seventh grade (2007-08) ... competed for the Tennessee Flight AAU squad since 2009 ... finished second at Boo Williams in 2009-11 and won Nike Nationals in 2010 ... played for Tennessee Elite from 2005-09 and finished second in the state AAU from 2005-09 ... played on her high school tennis team in 2010 and 2011 ... the JV player of the year in 2011.

Personal:

Full name is Rebecca Danielle Greenwell ... born February 27, 1995 in Evansville, Ind. ... daughter of Neal Greenwell and Nicole Elder ... has three sisters, Rachel (21), Briley (8) and Emma (5) ... her sister, Rachel, currently plays basketball at Bellarmine University ... was named to the Academic All-State team as well as National Honors Society in high school.



Katie Heckman

6-4 • R-Freshman • C • #5
Centennial, Colo.
(Regis Jesuit)

An excellent shot blocker with the ability to catch and face the basket to score ... is a very hard worker.

As a Freshman (2012-13):

Missed the season due to a torn ACL in her left knee, which took place in preseason practice.

Rankings:

No. 79 (All Star Girls Report), No. 87 (Blue Star Report), No. 79 (ESPN HoopGurlz)

High School/AAU:

Second Team all-state selection ... a First Team All-League and All-City honoree ... selected Colorado Athlete of the Week on March 4 ... Academic All-State first team ... winner of the Raider Award ... averaged 10.8 points, 6.7 rebounds, 2.5 steals and 1.9 blocks as a senior ... tallied a season-high 20 points against Chaparral hitting 9-of-14 field goals ... registered four double-doubles ... participated in "The Show," which is a senior all-star game in the state of Colorado ... missed all but the first two games of her junior season while recovering from surgery to repair an anterior cruciate ligament tear ... named All-State Honorable Mention her sophomore year ... member of the All-City Team...named Offensive Player of the Year as a sophomore ... member of the First-Team All-Conference ... averaged 10.2 points, 7.3 rebounds, 1.4 steals and 3.4 blocks for the sophomore season ... notched seven double-doubles ... totaled a season-high 18 points against Gateway on January 2, 2010 ... named Music City Madness All-Tournament in the summer of 2010 ... was a member of the La Jolla Country Day All-Tournament Team in 2010.

Personal:

Full name is Catherine Elizabeth Heckman ... born June 5, 1995 in Long Beach, Calif. ... daughter of Bruce (stepfather) and Jackie Taton ... has one brother, Bryan (21) ... her mother, Jackie, was a gymnast at University of Denver from 1979-81 ... her stepfather, Bruce, played football at University of Oklahoma from 1976-80 ... posted a 4.0 grade-point average all four years ... was invited to join the National Spanish Honors Society ... member of the Mu Alpha Theta Honors Math Club for her senior year ... named a National Hispanic Scholar for 2011-12.



Kianna Holland

5-9 • Freshman • G • #3
Seneca, S.C.
(Seneca)

One of the fastest and quickest players at Duke in a long time ... can play the point and two guard positions ... can play off the bounce and pushes the ball from foul line to foul line very quickly ... good decision making ... high basketball IQ ... has a very dangerous three-point shot ... can pressure the ball well.

Rankings:

No. 23 (Girls Basketball Report), No. 35 (Blue Star Report), No. 32 (HoopGurlz), No. 42 (ASGR)

High School/AAU:

Parade Magazine finalist for the National High School Player of the Year ... two-time All-Mountain Lakes Player of the Year in 2010 and 2012 ... 2012 Region I-3A Player of the Year and three-time Region I-3A first team (2009, 2010, 2012) ... Anderson Independent Mail first team in 2009, 2010 and 2012 ... 2012 and 2013 SC All-State Team ... three-time EBA All-American ... totaled school records for career points (1,851), average points in a season (35.1), most free throws in a season (120), points in a season (574), points in a game (50), single-game field goals made (14) and single-game free throws made (16) ... owns school records for points in a game (50), points in a season (574), free throws in a season (120) and single game free throws (16) ... averaged 35.1 points, 5.4 rebounds, 3.2 steals and 2.5 assists as a senior ... missed the final seven games of her senior campaign due to surgery ... scored 40 or more points six times, including a 50-point outburst against Blacksburg, S.C. ... invited to play in the N.C./S.C. All-Star game and the Elite Basketball Showcase ... WBCA All-America Honorable Mention ... as a junior, averaged 23.3 points, 6.0 rebounds, 3.0 assists and 3.0 steals ... tallied eight 20+ point performances and four 30+ point games, including a season high 41 versus Hanna ... had two double-doubles ... did not play her sophomore year due to an injury ... averaged 25.3 points, 4.7 rebounds, 2.9 assists and 4.4 steals as a freshman ... had 17 games with 20+ points during her freshman season, including a season-high 46 against Belton-Honea Path ... earned Region I-3A first team honors, Anderson Independent Mail All Area First team, All-Mountain Lakes Team Offensive Player of the Year and team co-captain as a freshman ... Honorable Mention All-Mountain Lakes Player of the Year in 2009 ... averaged 11.0 points as a starter in eighth grade ... led her squad to the second round of the state playoffs ... was the first Seneca eighth grader to earn All-Mountain Lakes team honors ... lettered as a seventh grader on the varsity team ... invited to attend the 2012 U-17 World Championship trials and the 2011 U-16 National Team Trials.

Personal:

Kianna Marie Holland was born on July 24, 1995 in Santa Monica, Calif. ... daughter of Lisa and Dan Holland ... has one brother, D.J. (6) ... father, Dan, played basketball at Southern Wesleyan University and coached at Tennessee Tech University ... Grandfather, Larry Golan, played football and ran track and field at West Virginia University ... earned a spot on the honor roll during each semester of high school ... a 2012 Wendy's High School Heisman Winner, an award given to students who excel in learning, performing and leading in the class room, on the field and in the community.

Staff

Head Coach Joanne P. McCallie	47-51
Coach P Versus the Opponents	52-54
Coach P Versus the Conferences	55
Assistant Coach Al Brown	56
Assistant Coach Candice M. Jackson	57
Assistant Coach Hernando Planells	58
Kate Senger.....	59
Bobby Sorrell.....	59
Lauren Rice	59
Michele Van Gorp.....	60
Summer McKeehan.....	60
William Stephens.....	60
Lindy Brown.....	61
Jacki Silar	61
Heather Ryan	61
Managers	62
Practice Players.....	62
Support Staff.....	63
Director of Athletics Kevin White	64
Senior Administration.....	65



Joanne P. McCallie

Head Coach

Seventh Season at Duke

22nd Year as a Head Coach

Northwestern, '87 • Auburn, '90

The ACC Coach of the Year in 2010, 2012 and 2013, head coach Joanne P. McCallie enters her seventh season at the helm of the Blue Devils' program. Coming off of leading the Blue Devils to their fourth straight ACC regular season crown, third ACC Championship and fourth consecutive Elite Eight appearance, McCallie will direct one of the most talented squads in school history in 2013-14 as Duke returns all five starters and 93.7 percent of its scoring from last season.

In just six years, Coach P has guided the Blue Devils to a 174-35 overall record, a 77-13 mark in ACC action and six NCAA Tournament selections, including a No. 1 seed in 2009 and four straight Elite Eight appearances. She has led Duke to four consecutive ACC regular season titles in 2010, 2011, 2012 and 2013 and three ACC Championships in 2010, 2011 and 2013. Her 85.6 winning percentage in ACC contests ranks first on the conference's all-time coaching charts. Meanwhile, Coach P's winning percentage of 83.3 in all games is first among active coaches in the ACC.

On the recruiting trail, McCallie brought in back-to-back No. 1 classes in 2010 and 2011, while securing the No. 2 class in 2013. Duke has also signed 10 different players who have played in the McDonald's All-America game, including four over the last three years.

In one of her best coaching jobs since arriving at Duke, Coach P led the Blue Devils to a 33-3 overall and 17-1 league mark a year ago. This all came after losing All-America point guard Chelsea Gray for the season on Feb. 17 against Wake Forest. Duke went on to win the ACC regular season title with an ACC-record 17-1 mark and claimed its eighth overall ACC Championship. The Blue Devils advanced to the NCAA Tournament Elite Eight before falling to top-seeded Notre Dame.

Gray went on to be named WBCA All-America, while Elizabeth Williams earned Associated Press All-America honors as well. Williams also secured ACC Defensive Player of the Year accolades for the second straight year. Rookie Alexis Jones stepped up once Gray went down with the injury and earned ACC Tournament MVP honors.

During the season, McCallie topped the 150-win mark at Duke, reaching the milestone in the third-quickest amount of games in Division I history (182). She was also the fastest female coach in the history to reach 150 wins at an institution.

McCallie guided Duke to a 27-6 overall and 15-1 league mark in 2011-12 in a season that featured the loss of starters Richa Jackson and Chloe Wells as well as highly-ranked freshman Amber Henson. For the Blue Devils to win the ACC regular season title outright for the first time since the 2006-07 campaign, advance to the NCAA Elite Eight and net 15 league wins was one of her best coaching jobs in her 20 years. Elizabeth Williams earned National Freshman of the Year and All-America accolades, while Chelsea Gray was an All-America selection as well.

Duke also led the ACC in attendance with a 5,361 per game average in 2011-12.

In 2010-11, McCallie and the Blue Devils netted a 32-4 overall record marking her second straight 30-win season at the helm at Duke. The Blue Devils posted 10 victories against ranked opponents, including victories against eventual national champion Texas A&M, fourth-ranked Xavier, 10th-ranked Kentucky and 10th-ranked DePaul. Senior Jasmine Thomas earned second team All-America and ACC Tournament MVP honors for the second consecutive year.

McCallie guided the Blue Devils to a 17-0 mark at home in Cameron Indoor Stadium, which was just the third undefeated campaign at home in Duke's school history and the second under Coach P. The 17 wins was also a Blue Devil single-season record.

Duke boasted three student-athletes drafted in the WNBA Draft as Thomas was selected 12th overall to Seattle, while Karima Christmas was the 23rd pick by Washington and Krystal Thomas was the 36th selection by the Seattle Storm.

In 2009-10, McCallie led Duke to both the ACC regular season and ACC

Tournament titles, while advancing to the NCAA Elite Eight. Along the way, she also became the first coach in Division I history to be crowned champion in four different conferences, as well as the first coach in NCAA history to garner coach of the year accolades in four different leagues.

During her third season at Duke, Coach P guided the Blue Devils to a 30-6 overall record, both the ACC regular season and tournament titles and advanced to the NCAA Tournament Regional final. The 30-win season for Duke was the eighth over the last 10 years as McCallie became just the second Division I coach to lead two different programs to 30-win campaigns.

The Blue Devils knocked off eight ranked teams under Coach P's guidance in 2009-10, while junior Jasmine Thomas earned All-America honors and was a finalist for National Player of the Year. Senior Joy Cheek became the 14th player drafted in Duke's history as she was taken with the 35th overall selection by the

The Coach P File

Coaching Honors

National Coach of the Year

Associated Press	2005
<i>Basketball Times</i>	2005
Nike	2005

Conference Coach of the Year

Atlantic Coast Conference	2013, 2012, 2010
Big Ten	2005
America East	1999
North Atlantic	1996, 1995

Basketball Coaches Association of Michigan

College Coach of the Year	
Michigan State	2005

Coaching Highlights

NCAA National Championship Game	1
..... (2005)	
NCAA Final Four	1
..... (2005)	
NCAA Elite Eight	5
..... (2005, 2010, 2011, 2012, 2013)	
NCAA Sweet Sixteen	7
..... (2005, 2006, 2008, 2010, 2011, 2012, 2013)	
NCAA Tournament Bids	17
..... (1995, '96, '97, '98, '99, 2000, '03,	
..... '04, '05, '06, '07, '08, '09, '10, '11, '12, '13)	

Record Breakdown

Overall	490-183 (21 Years)
Record at Duke	174-35 (6 Years)
Atlantic Coast Conference	77-11 (6 Years)
ACC Tournament	13-3 (6 Appearances)
NCAA Tournament	25-17 (17 Appearances)
Record at Michigan State	149-75 (7 Years)
Big Ten	69-45 (7 Years)
Record at Maine	167-73 (8 Years)
North Atlantic	48-14 (4 Years)
America East	61-11 (4 Years)
Home	237-50 (21 Years)
Away	178-92 (21 Years)
Neutral	56-44 (21 Years)

Accomplishments

- Named the ACC Coach of the Year in 2010, 2012 and 2013.
- Enters the 2013-14 campaign with an ACC-record 39-game home winning streak against ACC opponents.
- Led the Blue Devils to the 2010, 2011 and 2013 ACC Championship, which gave Duke the eighth overall conference title in school history.
- Guided the Blue Devils to at least the share of the ACC regular season title in four straight years.
- Has led Duke to 175 overall wins and 78 league victories in her six years with the Blue Devils, which is the most of any ACC school.
- Is the third-quickest NCAA Division I head coach to reach 150 wins at an institution doing so in only 182 games.
- Became the first Division I head coach to win a conference title in four different leagues - ACC, Big Ten, America East, North Atlantic.
- Won 82 games in her first three years at Duke, which is the second-most in NCAA Division I history by a coach in the first three years at a school.
- Is the first Division I head coach to be named conference coach of the year in four different conferences.
- Reached 100 wins at Duke in only 122 games, the second-quickest to ever reach 100 wins at a school.
- Led Duke to its 10th 30-win season out of the last 12 years.
- Became only the second Division I head coach to lead two different programs to 30-win seasons.
- Became only the second Division I head coach to lead two different programs to a No. 1 seed in the NCAA Tournament.
- Won 313 games in the last 12 seasons.
- Is one of only three Division I head coaches to guide three different programs to the NCAA Tournament.
- Led Duke to a 16-0 record at home in 2012-13, marking just the fourth time in school history the Blue Devils have gone undefeated in Cameron Indoor Stadium in one season.
- Coach P is one of only four head coaches in Division I history to lead three different programs to 25 or more wins in a single season.
- Won a gold medal as coach of the 2006 U20 National team and the 2007 U21 World Championship team.
- In 2005, led MSU to the Big Ten regular season and tournament championships and the NCAA National Championship game.

Indiana Fever.

During McCallie's first three years, she registered 82 victories marking the second-most wins by a head coach in the first three years at a school.

In 2008-09, McCallie led Duke to its 11th straight 25-win season, an appearance in the ACC Tournament Championship game as well as a No. 1 seed in the 2009 NCAA Tournament. Under Coach P's direction, the Blue Devils compiled a 14-0 record in Cameron Indoor Stadium, marking only the second time in school history the program has gone undefeated at home.

Duke collected wins over eight nationally ranked opponents including Stanford, Tennessee, North Carolina, Maryland and Florida State. The Blue Devils' undefeated home record was supported by an average of 6,655 fans, the second-highest average in school history, and Duke ended the season ranked No. 11 nationally in average attendance. The program continued its streak of NCAA Tournament appearances in 2008-09 under McCallie as Duke was selected to the "Big Dance" for the 15th consecutive time and the seventh time in school history as a No. 1 seed. McCallie coached seniors Chante Black and Abby Waner, who were selected in the WNBA Draft, becoming the 12th and 13th players drafted in Blue Devil history. Black and Waner were selected No. 10 and No. 21, respectively, in the WNBA Draft in April by the Connecticut Sun and New York Liberty.

In her first season with the Blue Devils in 2007-08, McCallie led Duke to its 10th straight 25-win season with an appearance in the ACC Championship game and a trip to the NCAA Tournament Sweet 16 in Oklahoma City, Okla., which marked the 11th consecutive appearance in the regional semifinals for the program. The NCAA Tournament appearance was its 14th straight and 15th overall tournament bid for the Blue Devils.

McCallie coached Duke's 11th player drafted to the WNBA as Wanisha Smith was selected in the second round (27th overall) by the New York Liberty. Duke also saw a rise in attendance in McCallie's first season. The Blue Devils received a national ranking in attendance for the year of No. 10 while averaging a school-record 6,755 fans in 13 home contests.

McCallie has made her presence felt in the Durham and neighboring communities as well as on campus. She has been the keynote speaker for the Durham Sports Club, Durham Chamber of Commerce - Professional Women's Network, the Duke Club of Washington, D.C., Special Olympics, N.C. High School Coaches Association, Hospice, the Hays Barton United Methodist Church and the Raleigh Sports Club. She participated in a panel discussion on campus for Women at Duke. She has also participated in the Duke Children's Hospital Radiothon as well as being a spokeswoman for Duke Women's Health. McCallie also took part in the fourth annual 4Kay Golf outing this past year in Greensboro, N.C. A huge advocate for youth development, McCallie and the Duke women's basketball team have developed a relationship with a local non-profit organization, The Emily K Center, by participating in after school leadership programs. In addition, Duke hosted the 2010 Jimmy V Women's Basketball Classic as part of Jimmy V Week, an initiative that benefits the V Foundation for Cancer Research.

In addition to being the national chairperson for the Duke Cancer Fund, Coach P and the Blue Devils have community partnerships in the surrounding area they help with each year -- Duke Cancer Institute, The Ronald McDonald House, Duke Children's Hospital, Duke Women's Health and the Emily Krzyzewski Center -- while also participating in other activities to help the community.

Coach P created the "Choice Not Chance" kids club whose philosophy focuses on making the correct choices in life. The philosophy is widely used by McCallie, her staff and players, who are very active in the community speaking about "CNC." In its inaugural year the program received memberships of over 100 children who are entering the eighth grade or under.

Coach P added author to her already impressive resume in 2012 as she published the book "Choice Not Chance." Over her 20-year coaching career, McCallie has developed and refined the "Choice Not Chance" philosophy that focuses teaching her players and kids at large how to think and focus on making correct choices in life. Choice Not Chance highlights the lessons she has learned throughout her life such as "Going against the grain," "Never become satisfied," and "Enjoying the prospect of getting better daily."

With a foreword by Duke head men's basketball coach Mike Krzyzewski, the book has received acclaim from other public figures including Hall of Fame women's basketball coach Joe Ciampi, two U.S. Senators and Duke University Vice President and Director of Athletics Kevin White.

Another tradition introduced in McCallie's first season was the Coach P radio show, a first for the women's basketball program at Duke. The show is hosted by Morgan Patrick on 620 AM The Bull, and performed live once a month at NOSH in

Durham, often among standing room only attendance. During the broadcast, fans have the opportunity to ask Coach P about upcoming games and events involving the Duke women's basketball team.

In October 2008, embracing McCallie's vision, the program launched its first ever True Blue Golf Classic. The Duke University Golf Club played host to 112 golfers in an effort to raise money for the program. From the success of the 2008 Classic, the last four classics featured a sell-out group of participants tee off.

Coach P has an undying passion to develop people into winners. She is only one of four coaches who have taken three different programs to the NCAA Tournament. McCallie is also one of two coaches to guide her teams to a No. 1 seed in the NCAA Tournament at two different schools. She has three National Championship game appearances in her career and has been named conference coach of the year five times. Coach P has coached 12 players who have received All-America honors. In her 21-year head coaching career, her teams have reached 20 wins 17 times.

Player development is a key component to Coach P's philosophy. During McCallie's career she has seen nine of her former players go on to play professionally. Five players have been first round WNBA Draft picks: Cindy Blodgett, Kristin Haynie, Elizabeth Shimek, Chante Black and Jasmine Thomas. In the WNBA offseason, these players, as well as Joy Cheek, Bridgette Mitchell, Carrem Gay, Lindsay Bowen, Kelli Roehrig and Lorenda Haynes have enjoyed an overseas experience playing in countries such as Israel, Russia, Greece, France and Denmark. Coach P does not only produce great professional players, she also prepares players to be great coaches. Niya Butts, a former assistant coach at Michigan State under McCallie, is currently the head coach at the University of Arizona. Six others are head coaches at the D-1 level -- Katie Abrahamson-Henderson (Albany), Felisha Legette-Jack (Buffalo), Janel Burgess (Grand Valley State), Semeka Randall (Alabama A&M), Darren Bennett (Skidmore) and Julie Veilleux (Colby College).

With Team USA, McCallie coached the FIBA U-21 World Championship team in Moscow, Russia from June 29 - July 8, 2007, where she led the USA squad to an 8-0 record and won the gold medal. Her team of college stars, including former Blue Devil Abby Waner, captured nine USA Basketball U-21 records by registering a 30.0 point average margin of victory, scoring 93 points per game, netting the highest three-point percentage and field goals during the championship. Defensively, three players sit atop the blocked shots charts and four out of five of the top rebounders were members of this team. Over the summer of 2006, McCallie guided the USA Basketball U-20 team to a 5-0 record and a gold medal in the FIBA Americas Championships in Mexico City. The squad outscored its opponents by an average of 62 points per game and set 28 USA Basketball U-20 records in the event including most points averaged, highest field goal percentage and most field goals and three-pointers made. For her team's accomplishments, McCallie was named USA Basketball Developmental Coach of the Year.

Prior to coming to Duke, McCallie spent seven years at Michigan State University. While piloting the Spartans to a nationally elite level, McCallie, the 2005 Associated Press Coach of the Year, guided the Spartans to their first ever NCAA Final Four and national championship game appearance as well as their first ever NCAA Elite Eight and repeat Sweet Sixteen appearances, the programs' second Big Ten regular season title and first ever Big Ten Tournament Championship in 2005. Under McCallie, the program collected four consecutive 20-win seasons and an 81-23 record over her final three years in East Lansing. The Spartans also posted a school-record four straight appearances in the NCAA Tournament.

In 2005, Michigan State advanced to its first national championship game after earning the program's first No. 1 seed in the NCAA Tournament. That record-setting team won 33 games (10 more than the previous record), won 14 Big Ten contests, shared just its second Big Ten regular-season championship, won its first Big Ten Tournament title, finished 13-0 at home, achieved a school-record 17-game win streak and beat 13 nationally-ranked teams. Over her seven-year stint in East Lansing, the Spartans also defeated 25 ranked opponents.

For her efforts, McCallie was named 2005 National Coach of the Year by the Associated Press, Basketball Times and Nike, as well as being voted Big Ten Coach of the Year by the league's media members. It marked the first time an MSU women's basketball coach was named national coach of the year and the second time a Spartan head coach earned the conference's coach of the year award. McCallie was also named the 2005 Basketball Coaches Association of Michigan College Coach of the Year.

Under McCallie, Michigan State saw its fan base increase dramatically as well, including a 78 percent rise since her arrival. The team set season attendance

McCallie Coaching Tree

Katie Abrahamson-Henderson - Head Coach - Albany
Assistant coach under McCallie at Michigan State from 2000-02

Niya Butts - Head Coach - Arizona
Assistant coach with McCallie from 2002-03 at Michigan State

Felisha Legette-Jack - Head Coach - Buffalo
Assistant coach with McCallie from 2000-02 at Michigan State

Janel Burgess - Head Coach - Grand Valley State
Assistant coach at Maine in 1999-2000 and at Michigan State from 2000-04 under McCallie

Semeka Randall - Head Coach - Alabama A&M
Assistant coach with McCallie from 2005-07 at Michigan State

Darren Bennett - Head Coach - Skidmore
Assistant coach with McCallie from 2003-04 at Michigan State

Julie Veilleux - Head Coach - Colby College
Letterwinner at Maine under McCallie in 1999-2000

Cindy Blodgett - Assistant Coach - Rhode Island
Four-time letterwinner who led the NCAA in scoring her sophomore and junior years at Maine under McCallie

Joy Cheek - Assistant Coach - Ohio State
Played under McCallie at Duke from 2008-10
Assistant coach under McCallie at Duke from 2011-13

Candice M. Jackson - Assistant Coach - Duke
Three-year letterwinner at MSU under McCallie from 2001-05

Wanisha Smith - Assistant Coach - Longwood College
Played at Duke under McCallie in 2007-08

Darin Thrun - Assistant Coach - Saginaw Valley State
Manager under McCallie at Michigan State from 2003-06

Abby Waner - Assistant Coach - Denver
Two-year letterwinner at Duke under McCallie

Kristin Hainey - Assistant Coach - Eastern Michigan
Four-year letterwinner at Michigan State under McCallie

Rene Hayes - Assistant Coach - Western Michigan
Four-year letterwinner at Michigan State under McCallie

Bridgette Mitchell - Assistant Coach - Wagner College
Three-year letterwinner at Duke under McCallie

Lindsay Bowen - Assistant Coach - Florida International
Four-year letterwinner at Michigan State under McCallie

Julie Pagel - Director of Operations - Michigan State
Four-year letterwinner at Michigan State under McCallie

Coach P Year-by-Year

Year.....	Team.....	Overall Record (Winning %)	League Record (Winning %)	Postseason
1992-93	Maine	9-20 (.310)	4-10 (.286)	North Atlantic Tournament Runner-up
1993-94	Maine	20-7 (.741)	12-2 (.857)	North Atlantic Regular-Season Champion
1994-95	Maine	24-6 (.800)	14-2 (.875)	*North Atlantic Champion/NCAA Tournament
1995-96	Maine	27-5 (.844)	18-0 (1.000)	*North Atlantic Champion/NCAA Tournament
1996-97	Maine	22-8 (.733)	17-1 (.944)	*America East Champion/NCAA Tournament
1997-98	Maine	21-9 (.700)	13-5 (.722)	America East Tourn. Champ/NCAA Tournament
1998-99	Maine	24-7 (.774)	17-1 (.944)	America East Regular-Season Champion/NCAA Tournament Second Round
1999-2000	Maine	20-11 (.645)	14-4 (.778)	NCAA Tournament
2000-01	Mich. State	10-18 (.357)	4-12 (.250)	N/A
2001-02	Mich. State	19-13 (.594)	6-10 (.375)	WNIT Semifinals
2002-03	Mich. State	17-12 (.586)	10-6 (.625)	NCAA Tournament
2003-04	Mich. State	22-9 (.710)	10-6 (.625)	NCAA Tournament Second Round
2004-05	Mich. State	33-4 (.892)	13-2 (.867)	*Big Ten Champion/NCAA Tournament National Finalist
2005-06	Mich. State	24-10 (.706)	11-5 (.688)	NCAA Tournament Sweet 16
2006-07	Mich. State	24-9 (.727)	13-3 (.813)	NCAA Tournament Second Round
2007-08	Duke	25-10 (.714)	10-4 (.714)	NCAA Tournament Sweet 16
2008-09	Duke	27-6 (.818)	11-3 (.786)	NCAA Tournament Second Round
2009-10	Duke	30-6 (.833)	12-2 (.857)	*ACC Champion/NCAA Tournament Elite Eight
2010-11	Duke	32-4 (.889)	12-2 (.857)	*ACC Champion/NCAA Tournament Elite Eight
2011-12	Duke	27-6 (.818)	15-1 (.938)	ACC Regular Season Champion/NCAA Tournament Elite Eight
2012-13	Duke	33-3 (.917)	17-1 (.944)	*ACC Champion/NCAA Tournament Elite Eight

*Regular season and tournament

Career Total (21 Years):..... 490-183 (.728) 255-83 (.754) 17 NCAA Tournament Appearances; Eight Conference Championships
Duke (6 Years):..... 174-35 (.833) 77-13 (.856) Six NCAA Tournament Appearances; Three ACC Championships
Michigan St. (7 Years):..... 149-75 (.665) 69-45 (.605) Five NCAA Tournament Appearances; One Big Ten Championship
Maine (8 Years): 167-73 (.695) 109-25 (.813) Six NCAA Tournaments; Two America East Tournament & Two North Atlantic Champ.

records in four out of her final five seasons, including a school-record average of 6,787 fans in 2005-06, which ranked 10th nationally. The Spartans were ranked second in attendance in the Big Ten and ninth nationally during McCallie's final season with an average of 6,646 fans a game. At the time of McCallie's departure from MSU, all of the Spartan top 15 single-game crowds in program history came during Coach P's tenure, including a school-record 14,066 against Ohio State in a nationally televised game on Feb. 20, 2005. Prior to her arrival at MSU, the women's basketball program averaged only 1,506 fans per game in 1999-2000.

During her eight-year career at Maine, McCallie guided the Black Bears to seven straight 20-win campaigns, including a 20-11 overall record (in 1999-2000) and their sixth-straight NCAA Tournament appearance. She was named coach of the year on three occasions, twice in the North Atlantic Conference (1995 and 1996) and once in the America East (1999). For her efforts, Maine honored her in 2009 with a banner as one of its top coaches in school history.

While at Maine, McCallie organized an event called "Realizing the Dream; Celebrating Women in Athletics" that featured speakers Dr. Donna Lopiano and Sheryl Swoopes. During the 1997-98 season, Dana Rae Warren filmed a documentary of the Maine women's basketball season. McCallie was inducted into the New England Basketball Hall of Fame in 2004. In October of 2005, she was inducted into the Maine Sports Legends Hall of Honor as well as the Maine Sports Hall of Fame in June of 2008 and the University of Maine Athletics Hall of Fame in October of 2009.

Prior to becoming head coach at Maine in 1992-93, McCallie was an assistant coach at Auburn from 1988-92. As the team's primary recruiter, she helped sign the fourth-ranked class in the nation in 1990-91 and the 16th-ranked class in the nation in 1991-92. While at Auburn, McCallie and the Tigers appeared in two national championship games and made an appearance in the NCAA Elite Eight.

A native of Brunswick, Maine, McCallie owns a career mark of 490-183 during her 21-year stint as a head coach at Maine, Michigan State and Duke. As a coach and player, she has led her teams to 16 conference titles, 22 NCAA Tourn-

The McCallie Family

The McCallie family not only emphasizes education to the young women on the Duke team, but their own accomplishments further demonstrate their commitment to academics. Head coach Joanne P. McCallie holds a bachelor's degree in political science from Northwestern and a master's degree from Auburn in business administration.

John McCallie, Ph.D, Joanne's husband, is currently a professor at the University of North Carolina at Chapel Hill. But it should come as no surprise that the McCallies are well-educated, as the name McCallie has long been synonymous with the word "education." The McCallie School is a college preparatory school for boys located on Missionary Ridge near Chattanooga, Tenn. It was founded in 1905 by Spencer Jamagin McCallie and James Park McCallie, the grandfather and great-uncle, respectively, of John McCallie.

The McCallie School accepts young men with above average to exceptional academic abilities, and those students matriculate at some of the best colleges and universities in the nation. In recent years, the school has been recognized for its innovative educational programs and its overall standards of excellence. Recently, the *Atlanta Journal/Constitution* called McCallie "one of the leading secondary educational institutions in the United States."

In addition, John McCallie's great-aunt, Grace McCallie, was one of three founders of the Girls Preparatory School in 1906, also in Chattanooga. The school prepares girls for college through academic training, and instills in them high principles of honesty, integrity and consideration for others.

ment appearances, 10 NCAA Sweet 16 appearances, eight NCAA Elite Eight appearances, three NCAA Final Four appearances and three NCAA Championship game appearances.


The former Joanne Palombo played her collegiate basketball at Northwestern from 1984-87. She still ranks seventh in Wildcat history with 378 career assists. As a senior, she was an All-Big Ten honorable mention selection and helped lead the Wildcats to the second round of the NCAA Tournament. McCallie also was named Academic All-Big Ten First-Team as a senior.

McCallie graduated from Northwestern in 1987 with a degree in political science and earned a master's degree in business administration from Auburn in 1990.

The McCallie family includes husband John, daughter Madeline (Maddie - 19) and son John Wyatt (Jack - 13). Maddie will be a sophomore on the women's basketball team at Miami of Ohio in 2013-14. The family resides in Durham, N.C.

What Does the P Stand For?

Those who have not known Joanne P. McCallie long may wonder why her players and those who know her well call her "Coach P." The "P" stands for Palombo, her maiden name. McCallie is proud of her Italian heritage, and early in her career found many similarities between herself and coaching legend Jim Valvano. She reasoned that if there could be a "Jimmy V", why not a "Joanne P?" Therefore, during her years as Joanne Palombo, she became known as "Coach P," and after her marriage to John McCallie, she decided to keep the "P" as a middle initial. But old habits die hard, so players, coaches, staff members and friends continue to refer to her simply as "Coach P."



The McCallie Family

Coch P Versus the Opponents

Opponent	Record	Result
Alabama	2-2	W, 79-61, 3/19/02 (H) L, 53-54, 12/10/00 (A) L, 43-79, 11/25/95 (N) W, 75-73, 1/5/95 (H)
Albany	1-0	W, 83-48, 12/9/10 (H)
Alcorn State	1-0	W, 73-41, 3/19/05 (N)
Arizona	1-0	W, 72-60, 3/21/04 (N)
Arizona State	1-0	W, 67-59, 3/25/08 (N)
Arkansas State	2-0	W, 70-59, 11/20/01 (A) W, 76-50, 11/17/00 (H)
Auburn	2-0	W, 73-50, 11/18/11 (H) W, 75-62, 11/18/10 (A)
Austin Peay	1-0	W, 83-42, 3/22/09 (N)
Baylor	0-2	L, 48-51, 3/29/10 (N) L, 62-84, 4/5/05 (N)
Boise State	0-1	L, 53-87, 12/11/93 (N)
Boston College	8-5	W, 80-56, 1/27/13 (H) W, 90-53, 1/6/13 (A) W, 71-62, 2/9/12 (A) W, 66-53, 2/13/11 (H) L, 57-61, 2/4/10 (A) W, 69-58, 2/9/09 (H) W, 51-41, 2/7/08 (A) W, 82-78 OT, 11/21/04 (H) L, 61-63, 11/18/00 (H) L, 54-81, 12/28/99 (N) L, 56-83, 11/15/99 (H) W, 55-49, 11/28/93 (H) L, 65-80, 12/1/92 (A)
Boston University	14-4	W, 73-52, 3/9/00 (N) W, 54-40, 2/24/00 (A) W, 53-46, 12/11/99 (H) W, 92-61, 2/6/99 (A) W, 75-59, 1/5/99 (H) L, 77-94, 2/12/98 (A) W, 80-58, 1/2/98 (H) W, 75-49, 2/21/97 (A) W, 89-42, 1/4/97 (H) W, 77-51, 2/22/96 (H) W, 57-55, 12/7/96 (A) W, 71-56, 3/7/95 (N) W, 77-56, 2/11/95 (H) L, 72-75, 1/26/95 (A) W, 70-62, 2/12/94 (A) W, 66-43, 1/27/94 (H) L, 57-64, 2/13/93 (H) L, 52-61, 1/28/93 (A)
Brown	1-0	W, 82-68, 11/29/96 (H)
Brigham Young	2-0	W, 61-55, 11/11/11 (A) W, 69-54, 11/13/10 (H)
Bucknell	2-0	W, 92-49, 12/21/07 (H) W, 68-51, 11/17/06 (H)
Buffalo	2-1	W, 50-42, 11/16/01 (H) W, 77-66, 12/14/95 (H) L, 47-50, 12/28/93 (A)
California	1-0	W, 77-63, 12/2/12 (H)
Cal. St. Northridge	1-0	W, 73-69 OT, 12/22/06 (A)
Central Conn. State	3-0	W, 77-42, 11/20/04 (H) W, 60-59, 1/11/94 (H) W, 79-52, 2/4/93 (A)
Central Michigan	2-1	W, 75-50, 12/30/05 (H) W, 81-52, 12/20/00 (H) L, 56-81, 1/2/93 (A)
Chicago State	1-0	W, 101-52, 11/26/00 (N)
Charlotte	1-0	W, 61-55, 11/27/10 (A) W, 90-31, 12/12/93 (N)
Cincinnati	2-0	W, 77-61, 12/4/04 (A)

		W, 55-43, 12/29/03 (H)
Clemson	7-0	W, 60-46, 1/24/13 (V) W, 82-45, 1/10/13 (H) W, 81-37, 1/27/12 (A) W, 92-37, 1/23/11 (H) W, 67-41, 1/7/10 (A) W, 77-53, 2/13/09 (H) W, 83-54, 2/13/08 (A)
Columbia	2-0	W, 85-52, 12/1/95 (H) W, 60-42, 1/7/94 (A)
Connecticut	1-8	L, 49-79, 1/21/13 (A) L, 45-61, 1/30/12 (H) L, 45-70, 3/29/11 (N) L, 51-87, 1/31/11 (A) L, 48-81, 1/18/10 (H) L, 48-74, 11/25/07 (N) W, 67-51, 12/29/04 (A) L, 70-98, 2/16/98 (A) L, 75-105, 3/16/95 (A)
CSU Bakersfield	1-0	W, 97-63, 12/21/12 (N)
Dartmouth	3-0	W, 71-55, 12/12/94 (H) W, 60-56, 1/31/94 (A) W, 60-59 OT, 1/26/93 (H)
Davidson	1-0	W, 74-68, 11/22/03 (H)
Dayton	0-1	L, 57-61, 12/17/00 (A)
Delaware	16-2	W, 69-58, 3/18/07 (H) W, 74-66, 3/10/00 (N) L, 79-84 OT, 1/27/00 (H) W, 73-58, 1/4/00 (A) W, 77-66, 2/18/99 (A) W, 81-51, 1/22/99 (H) W, 98-73, 2/8/98 (H) W, 78-66, 1/10/98 (A) W, 102-54, 2/13/97 (H) W, 89-47, 1/18/97 (A) W, 90-48, 2/9/96 (H) W, 78-61, 1/2/96 (A) W, 74-67, 2/24/95 (A) W, 95-63, 1/15/95 (H) W, 82-53, 2/25/94 (H) W, 53-51, 1/16/94 (A) W, 58-53, 2/26/93 (A) L, 53-56, 1/17/93 (H)
Denver	1-0	W, 57-37, 11/11/07 (A)
DePaul	2-0	W, 70-63, 3/27/11 (N) W, 87-76, 3/14/02 (H)
Detroit	6-0	W, 77-52, 12/7/05 (H) W, 73-64, 12/11/04 (A) W, 64-41, 1/12/04 (H) W, 72-49, 1/12/03 (H) W, 62-61, 11/28/01 (A) W, 76-63, 11/30/00 (H)
Drexel	17-2	W, 92-64, 2/20/00 (H) W, 67-55, 1/21/00 (A) W, 72-52, 1/30/99 (H) W, 75-50, 1/9/99 (A) W, 84-59, 3/5/98 (H) W, 86-66, 2/19/98 (H) L, 64-69, 1/22/98 (A) W, 110-68, 3/5/97 (N) W, 94-56, 1/24/97 (H) W, 55-45, 12/7/96 (A) W, 88-51, 3/3/96 (N) W, 78-47, 2/4/96 (A) W, 107-53, 1/14/96 (H) W, 83-64, 2/26/95 (A) W, 87-63, 1/13/95 (H) L, 71-72, 2/27/94 (H) W, 79-52, 1/14/94 (A) W, 66-53, 2/28/93 (A) W, 56-50, 1/15/93 (H)
Duke	0-1	L, 61-86, 3/26/06 (N)

East Carolina	1-0	W, 92-70, 12/27/97 (N)
Eastern Illinois	1-0	W, 85-45, 12/9/04 (H)
Eastern Michigan	1-1	W, 79-62, 11/28/03 (H) L, 59-66, 12/3/00 (N)
Florida International	0-1	L, 56-69, 11/24/01 (A)
Florida State	9-1	W, 72-66, 3/9/13 (N) W, 61-50, 2/22/13 (H) W, 67-57, 2/12/12 (A) W, 73-66, 1/13/12 (H) W, 87-70, 1/14/11 (A) W, 73-43, 1/29/10 (H) W, 75-57, 3/7/09 (N) L, 75-82, 1/29/09 (A) W, 81-67, 3/7/08 (N) W, 70-38, 1/11/08 (H)
Fresno State	1-0	W, 82-68, 11/23/02 (H)
Gardner-Webb	1-0	W, 97-31, 11/25/11 (N)
George Washington	0-2	L, 65-68, 11/22/96 (A) L, 67-83, 3/15/96 (A)
Georgia	1-2	L, 61-64, 12/17/02 (A) W, 70-49, 1/5/02 (H) L, 68-79 OT, 11/27/99 (H)
Georgia Southern	1-0	W, 69-42, 11/19/09 (H)
Georgia State	1-0	W, 49-36, 1/2/94 (H)
Georgia Tech	8-0	W, 85-52, 12/6/12 (H) W, 79-62, 1/18/12 (A) W, 74-66, 3/5/11 (N) W, 69-32, 1/21/11 (H) W, 67-55, 3/6/10 (N) W, 64-50, 2/19/10 (A) W, 60-34, 1/25/09 (H) W, 73-47, 1/24/08 (A)
Gonzaga	1-0	W, 60-45, 11/26/05 (N)
Hampton	2-0	W, 67-51, 3/24/13 (H) W, 72-37, 3/20/10 (H)
Hartford	15-4	L, 51-53, 11/21/08 (N) W, 58-45, 12/9/06 (N) W, 68-51, 2/3/00 (A) W, 76-67 OT, 1/8/00 (H) W, 79-56, 2/25/99 (H) W, 66-42, 1/19/99 (A) L, 67-74, 2/26/98 (A) W, 63-57, 1/13/98 (H) L, 58-70, 1/30/97 (A) W, 92-57, 1/7/97 (H) W, 80-69, 3/5/96 (N) W, 75-62, 2/15/96 (A) W, 90-41, 1/30/96 (H) W, 91-44, 2/16/95 (H) W, 97-52, 1/21/95 (A) W, 67-50, 2/17/94 (H) W, 70-66, 1/22/94 (A) L, 63-66, 2/18/93 (A) W, 51-50, 1/23/93 (H)
Hofstra	14-1	L, 53-57, 11/22/06 (H) W, 75-60, 2/18/00 (H) W, 72-68 OT, 1/23/00 (A) W, 69-57, 3/4/99 (N) W, 78-57, 2/1/99 (H) W, 58-56, 1/11/99 (A) W, 91-83, 2/21/98 (H) W, 72-42, 1/24/98 (A) W, 84-51, 1/26/97 (H) W, 65-61, 12/5/96 (A) W, 87-54, 2/2/96 (A) W, 89-54, 1/12/96 (H) W, 78-67, 3/5/95 (N) W, 82-57, 2/2/95 (H) W, 89-59, 1/9/95 (A)
Houston	3-0	W, 84-68, 12/28/07 (A) W, 68-55, 11/26/06 (A)

COACH P VS. THE OPPONENTS

2013-14 WOMEN'S BASKETBALL MEDIA GUIDE

Notre Dame	2-2	L, 76-87, 4/2/13 (N) L, 54-56, 11/26/11 (N) W, 82-73 OT, 12/2/04 (A) W, 92-63, 11/26/03 (H)	W, 52-48, 12/19/99 (A) W, 76-53, 12/11/98 (H) W, 91-55, 12/21/97 (A) W, 78-56, 12/22/96 (H) L, 51-62, 12/12/92 (H)	UCLA	2-0	W 47-43, 12/19/03 (H) W, 67-63, 11/17/01 (H)		
Oakland	2-0	W, 88-77, 12/5/02 (A) W, 55-53, 12/5/01 (H)	Rice	1-0	W, 70-51, 1/11/00 (H)	USC	2-1	W, 61-59, 3/21/05 (N) W, 75-50, 11/15/10 (H) L, 60-66, 12/4/95 (H)
Ohio	1-0	W, 82-61, 12/5/98 (N)	Rutgers	2-3	W, 49-44, 12/6/07 (H) L, 57-70, 3/20/07 (N) L, 63-57, 1/28/07 (A) W, 73-71, 1/7/06 (H) L, 43-71, 12/27/92 (A)	USC Upstate	1-0	W, 93-35, 12/11/11 (H)
Ohio State	7-10	W, 83-67, 12/3/09 (H) W, 62-59, 2/18/07 (A) L, 64-68, 3/5/06 (N) L, 38-69, 2/20/06 (A) L, 65-67, 1/22/06 (H) W, 66-64, 2/20/05 (H) L, 54-68, 1/6/05 (A) L, 53-72, 2/15/04 (H) W, 55-47, 1/15/04 (A) L, 55-71, 3/7/03 (N) W, 65-64, 2/13/03 (H) L, 65-70, 1/9/03 (A) L, 82-89 OT, 2/28/02 (N) W, 64-49, 1/17/02 (A) L, 48-52, 3/1/01 (N) W, 62-60, 1/4/01 (H) L, 64-93, 11/17/95 (A)	Samford	2-0	W, 82-47, 3/18/12 (N) W, 63-35, 12/8/00 (A)	UT Arlington	1-0	W, 65-49, 11/19/06 (H)
Oklahoma	1-0	W, 80-60, 12/21/05 (A)	San Diego State	1-0	W, 66-58, 3/27/10 (N)	UT Martin	1-0	W, 90-45, 3/19/11 (H)
Oklahoma State	4-2	W, 68-59, 3/26/13 (H) W, 73-45, 12/12/10 (A) W, 77-68, 11/14/08 (H) L, 60-62, 12/2/03 (A) W, 91-39, 12/29/02 (H) L, 64-75, 11/30/96 (H)	San Francisco	1-0	W, 66-55, 12/29/94 (N)	Utah	1-0	W, 56-54, 11/26/04 (N)
Old Dominion	0-1	L, 62-72, 3/14/99 (N)	Santa Clara	2-0	W, 81-59, 11/27/04 (N) W, 73-69, 12/27/95 (N)	Utah Valley	1-0	W, 95-61, 12/18/07 (H)
Oregon	0-1	L, 54-65, 3/23/02 (A)	Siena	1-0	W, 86-41, 12/20/08 (N)	Valparaiso	1-1	W, 90-45, 11/23/12 (H) L, 72-73, 1/3/93 (N)
Penn State	4-11	L, 84-86, 12/2/07 (A) W, 76-49, 2/1/07 (H) L, 58-69, 1/25/07 (A) W, 75-53, 1/5/06 (H) W, 83-76, 2/6/05 (H) L, 56-73, 1/23/05 (A) L, 54-58, 3/7/04 (N) L, 51-63, 2/26/04 (H) L, 62-64, 1/4/04 (A) L, 60-64, 2/9/03 (H) L, 70-75, 1/19/03 (A) L, 59-62 OT, 2/14/02 (A) W, 66-62, 1/20/02 (H) L, 58-64, 2/8/01 (H) L, 49-97, 1/28/01 (A)	Southern California	4-0	W, 75-60, 12/22/12 (A) W, 75-50, 11/15/10 (H) W, 78-72, 12/6/09 (H) W, 97-89, 12/19/08 (A)	Vanderbilt	2-1	W, 96-80, 3/20/12 (A) L, 55-68, 11/28/07 (A) W, 76-64, 3/27/05 (N)
Pepperdine	2-0	W, 82-64, 12/4/05 (H) W, 71-55, 12/17/03 (A)	South Florida	3-0	W, 89-52, 11/15/07 (N) W, 79-71, 12/3/06 (H) W, 81-66, 12/10/05 (A)	Vermont	15-8	W, 85-57, 12/21/04 (H) L, 50-77, 3/11/00 (A) L, 53-63, 3/2/00 (H) L, 55-62, 2/5/00 (A) W, 66-61, 3/5/99 (A) W, 80-59, 2/10/99 (H) W, 62-58, 1/27/99 (A) W, 81-80, 3/7/98 (N) L, 68-73, 2/4/98 (H) W, 86-78, 12/14/97 (A) W, 92-70, 3/8/97 (H) W, 84-70, 2/1/97 (A) W, 77-54, 1/21/97 (H) W, 88-55, 3/9/96 (N) W, 87-66, 2/18/96 (H) W, 86-67, 1/16/96 (A) W, 69-62, 2/18/95 (H) L, 73-80, 1/19/95 (A) W, 69-57, 2/19/94 (A) W, 52-40, 1/20/94 (H) L, 45-62, 3/13/93 (A) L, 67-68, 2/20/93 (H) L, 63-94, 1/21/93 (A)
Pittsburgh	3-0	W, 92-43, 12/4/11 (H) W, 93-55, 11/24/10 (A) W, 51-49, 12/8/07 (N)	St. Bonaventure	3-0	W, 94-67, 11/27/98 (H) W, 73-62, 1/2/95 (H) W, 60-52, 12/29/93 (A)	Villanova	1-0	W, 70-62, 12/2/95 (H)
Presbyterian	1-0	W, 84-45, 11/17/12 (H)	St. Francis (Pa.)	1-0	W, 71-62, 11/26/99 (H)	Virginia	7-0	W, 62-41, 2/8/13 (A) W, 77-66, 1/2/12 (H) W, 71-48, 2-24-11 (A) W, 83-65, 2/26/10 (H) W, 76-53, 3/6/09 (N) W, 81-67, 2/5/09 (H) W, 78-70, 2/24/08 (H)
Providence	4-0	W, 88-63, 1/3/10 (H) W, 66-49, 12/31/08 (A) W, 73-54, 12/20/02 (A) W, 64-47, 12/21/01 (H)	St. John's	2-0	W, 60-42, 12/9/12 (N) W, 74-47, 3/24/12 (N)	Virginia Tech	12-1	W, 77-33, 2/14/13 (A) W, 58-26, 1/16/13 (H) W, 67-45, 2/15/12 (H) W, 61-34, 1/15/11 (A) W, 90-40, 2/20/11 (H) W, 57-43, 1/16/11 (A) W, 65-53, 2/14/10 (A) W, 65-53, 1/21/10 (H) W, 62-46, 2/19/09 (H) W, 57-52, 1/16/08 (A) W, 72-60, 2/22/08 (A) W, 85-50, 2/1/08 (H) L, 36-50, 11/25/00 (N)
Purdue	5-8	W, 64-53, 12/1/11 (H) W, 53-41, 11/22/07 (N) L, 61-64, 3/4/07 (N) W, 54-52, 2/11/07 (A) L, 60-70, 1/11/07 (H) L, 53-73, 1/26/06 (A) W, 71-58, 1/26/05 (H) L, 56-59, 2/22/04 (A) L, 67-77, 1/8/04 (H) L, 60-65, 2/20/03 (A) W, 67-62, 1/6/03 (H) L, 82-66, 2/1/02 (H) L, 34-57, 1/18/01 (A)	St. Peter's	0-1	L, 55-65, 12/9/92 (A)	Wake Forest	9-1	W, 81-70, 2/17/13 (H) W, 73-44, 1/13/13 (A) W, 75-42, 2/2/11 (H) W, 76-58, 1/6/12 (A) W, 79-50, 3/4/11 (N) W, 82-39, 2/11/11 (A) W, 65-51, 1/10/10 (H) W, 83-50, 2/25/09 (A) W, 71-36, 2/10/08 (H) L, 62-69, 12/29/96 (N)
Quinnipiac	1-0	W, 78-50, 12/28/08 (H)	SW Missouri State	0-1	L, 62-64, 12/5/99 (A)	Washington	0-1	L, 59-73, 12/28/95 (A)
Rhode Island	5-1	W, 67-40, 11/29/06 (H)	Stanford	3-2	L, 69-81, 3/26/12 (N) L, 55-71, 12/15/09 (A) W, 56-52, 12/16/08 W, 76-69, 3/29/05 (N) W, 60-58, 3/12/99 (N)	Western Carolina	0-1	W, 84-61, 11/20/05 (H)
			TCU	1-2	L, 75-80, 11/28/04 (N) L, 47-50, 3/23/03 (N) W, 96-47, 1/1/95 (H)	Western Kentucky	5-3	W, 80-54, 11/20/11 (A) W, 82-55, 11/21/10 (H)
			Temple	6-0	W, 65-54, 12/30/11 (A) W, 71-64, 12-30-10 (H) W, 70-62, 12/31/09 (A) W, 87-52, 1/5/09 (H) W, 64-53, 11/23/07 (N) W, 78-40, 11/23/03 (H)			
			Tennessee	2-2	W, 62-54, 2/16/09 (A) L, 64-67, 1/28/08 (H) L, 55-83, 11/24/05 (N) W, 68-64, 4/3/05 (N)			
			Texas	0-1	L, 61-80, 3/23/04 (A)			
			Texas A&M	1-2	W, 61-58, 12/6/10 (H) L, 77-95, 11/15/09 (A) L, 63-77, 3/30/08 (N)			
			Texas A&M-CC	1-0	W, 62-56, 12/19/04 (H)			
			Toledo	1-1	W, 72-49, 12/13/03 (A) L, 55-58, 11/26/02 (H)			
			Towson	11-0	W, 51-45, 1/29/00 (H) W, 74-62, 1/2/00 (A) W, 93-64, 2/20/99 (A) W, 72-48, 1/24/99 (H) W, 84-52, 2/6/98 (H) W, 72-52, 1/8/98 (A) W, 99-57, 3/2/97 (N) W, 86-55, 2/15/97 (H) W, 110-72, 1/16/97 (A) W, 80-48, 2/11/96 (H) W, 81-67, 1/4/96 (A)			
			Tulane	0-1	L, 76-85, 12/29/98 (A)			
			UC Santa Barbara	2-0	W, 69-45, 12/20/06 (A) W, 86-55, 11/18/05 (H)			

America East Conference

Opponent	GP	W	L
Albany	1	1	0
Hartford	19	15	4
Maine	2	2	0
New Hampshire	17	14	3
Vermont	23	15	8
Total	62	47	15

Atlantic Coast Conference

Opponent	GP	W	L
Boston College	11	6	5
Clemson	5	5	0
Duke	1	0	1
Florida State	8	7	1
Georgia Tech	7	7	0
Maryland	15	7	8
Miami (Fla)	6	5	1
North Carolina	14	6	8
N.C. State	8	5	3
Notre Dame	3	2	1
Pittsburgh	3	3	0
Virginia	6	6	0
Virginia Tech	11	10	1
Wake Forest	8	7	1
Total	106	76	30

Atlantic Sun Conference

Opponent	GP	W	L
Mercer	2	2	0
USC Upstate	1	1	0
Total	3	3	0

Atlantic 10 Conference

Opponent	GP	W	L
Dayton	1	0	1
G. Washington	2	0	2
Massachusetts	3	2	1
Rhode Island	6	5	1
St. Bonaventure	3	3	0
Temple	6	6	0
Total	21	16	5

Big East Conference

Opponent	GP	W	L
Cincinnati	2	2	0
Connecticut	8	1	7
DePaul	2	2	0
Marquette	2	2	0
Providence	4	4	0
Saint John's	1	1	0
South Florida	3	3	0
Villanova	1	1	0
Xavier	1	1	0
Total	24	17	7

Big South Conference

Opponent	GP	W	L
Gardner-Webb	1	1	0
Total	1	1	0

Big Ten Conference

Opponent	GP	W	L
Illinois	16	9	7
Indiana	12	8	4
Iowa	15	9	6
Michigan	12	10	2
Michigan State	1	0	1
Minnesota	13	11	2
Northwestern	11	10	1
Ohio State	17	7	10
Penn State	15	4	11
Purdue	13	5	8
Wisconsin	13	9	4
Total	138	82	56

Big 12 Conference

Opponent	GP	W	L
Baylor	2	0	2
Oklahoma	1	1	0
Oklahoma State	5	3	2
TCU	3	1	2
Texas	1	0	1
Total	12	5	7

Big West Conference

Opponent	GP	W	L
CSU Northridge	1	1	0
UCSB	2	2	0
Total	3	3	0

Colonial Conference

Opponent	GP	W	L
Delaware	18	16	2
Drexel	19	17	2
Hofstra	15	14	1
James Madison	4	3	1
Northeastern	20	14	6
Towson	11	11	0
UNC Wilmington	1	1	0
Total	88	76	12

Conference USA

Opponent	GP	W	L
UNC Charlotte	3	3	0
East Carolina	1	1	0
Florida Int'l	1	0	1
Houston	3	3	0
Memphis	1	0	1
Middle Tenn. St.	1	1	0
Old Dominion	1	0	1
Rice	1	1	0
Tulane	1	0	1
Total	13	9	4

Great West Conference

Opponent	GP	W	L
Total	0	0	0

Horizon League

Opponent	GP	W	L
Detroit	6	6	0
Oakland	2	2	0
Valparaiso	1	0	1
Wis.-Green Bay	2	2	0
Wis.-Milwaukee	1	1	0
Total	12	11	1

Ivy League

Opponent	GP	W	L
Brown	1	1	0
Columbia	2	2	0
Dartmouth	3	3	0
Total	6	6	0

Metro Atlantic Conference

Opponent	GP	W	L
Manhattan	1	0	1
Marist	1	1	0
Monmouth	1	1	0
Siena	1	1	0
St. Peter's	1	0	1
Quinnipiac	1	1	0
Total	6	4	2

Mid-American Conference

Opponent	GP	W	L
Buffalo	3	2	1
Central Michigan	3	2	1
Eastern Michigan	2	1	1
Kent State	3	2	1
Miami (Ohio)	1	0	1
Northern Illinois	1	0	1
Ohio	1	1	0
Toledo	2	1	1
Total	16	9	7

Mid-Eastern Conference

Opponent	GP	W	L
Hampton	1	1	0
MD-East. Shore	1	1	0
N.C. Central	2	2	0
Total	4	4	0

Missouri Valley Conference

Opponent	GP	W	L
Indiana State	1	1	0
Loyola (Ill.)	1	1	0
Missouri State	1	0	1
Total	3	2	1

Mountain West Conference

Opponent	GP	W	L
Boise State	1	0	1
Fresno State	1	1	0
San Diego State	1	1	0
Total	3	2	1

Northeast Conference

Opponent	GP	W	L
Central Conn. St.	3	3	0
Long Island	1	1	0
Rutgers	5	2	3
St. Francis (Pa.)	1	1	0
Total	10	7	3

Ohio Valley Conference

Opponent	GP	W	L
Austin Peay	1	1	0
Eastern Illinois	1	1	0
Murray State	1	1	0
UT Martin	1	1	0
Total	4	4	0

Pacific-12 Conference

Opponent	GP	W	L
Arizona	1	1	0
Arizona State	1	1	0
Oregon	1	0	1
USC	3	2	1
Stanford	5	3	2
UCLA	2	2	0
Utah	1	1	0
Washington	1	0	1
Total	15	10	5

Patriot Conference

Opponent	GP	W	L
Boston U.	18	14	4
Bucknell	2	2	0
Total	20	16	4

Southeastern Conference

Opponent	GP	W	L
Alabama	4	2	2
Auburn	2	2	0
Georgia	3	1	2
Kentucky	3	2	1
LSU	4	1	3
Mississippi	2	0	2
Tennessee	4	2	2
Texas A&M	3	1	2
Vanderbilt	3	2	1
Total	28	13	15

Southern Conference

Opponent	GP	W	L
Davidson	1	1	0
Georgia So.	1	1	0
UNCG	1	1	0
Samford	2	2	0
West. Carolina	1	0	1
Total	6	5	1

Southland Conference

Opponent	GP	W	L
Houston Baptist	1	1	0
Northwest. St.	1	0	1
Texas A&M-CC	1	1	0
Total	3	2	1

Southwestern Conference

Opponent	GP	W	L
Alcorn St.	1	1	0
Southern	1	1	0
Total	2	2	0

Summit Conference

Opponent	GP	W	L
Denver	1	1	0
Total	1	1	0

Sun Belt Conference

Opponent	GP	W	L
Arkansas State	2	2	0
Georgia State	1	1	0
UT Arlington	1	1	0
Western Ky.	8	5	3
Total	12	9	3

West Coast Conference

Opponent	GP	W	L
Brigham Young	2	2	0
Gonzaga	1	1	0
Pepperdine	2	2	0
San Francisco	1	1	0
Santa Clara	2	2	0
Total	8	8	0

Western Athletic Conference

Opponent	GP	W	L
Chicago State	2	2	0
Utah Valley	1	1	0
Total	3	3	0



Al Brown

Assistant Coach

Seventh Season at Duke

Purdue, '64

Al Brown enters his 10th season alongside Joanne P. McCallie and seventh on the Duke University staff after being hired on May 2, 2007. Since arriving in the coaching world 35 years ago, Brown has produced numerous winning teams and is widely considered one of the best basketball minds in the game today.

Brown has been a part of three NCAA Championships, four NCAA runner-up teams, eight NCAA Final Four squads and 22 NCAA Tournaments. He has coached men's and women's basketball at 11 different schools including Purdue, Minnesota, Wisconsin, Western Michigan, Ball State, South Carolina, Tennessee, Cleveland State, Michigan State and Duke since taking his first assistant coaching position at Purdue in 1967.

His record in women's basketball speaks for itself as his squads have won 80 percent of their games, advanced to the NCAA Tournament in 17 of 19 years, and won three NCAA titles. Brown has led three teams to the NCAA Championship game a total of seven times and won 80 percent of league contests.

In his six years with the Blue Devils, Brown coached Chante Black, Krystal Thomas, Kathleen Scheer and Carrem Gay, who are currently playing professionally. Black was taken with the 10th overall pick in the 2009 WNBA Draft by the Connecticut Sun, Gay signed with professional teams in Israel and Switzerland in 2009-10, Scheer was signed by the Bendigo Bank Spirit of the Women's National Basketball League (WNBL) in Australia and Thomas was selected by the Seattle Storm in 2011. He also coached Joy Cheek, who was drafted by the Indiana Fever in 2010 and is now an assistant coach at Ohio State. Brown has helped guide Duke to a 174-35 record in six years with the Blue Devils, while advancing to the NCAA Tournament all six years and winning the ACC Championship in 2010, 2011 and 2013.

Since Brown and Head Coach Joanne P. McCallie have arrived at Duke, seven different Blue Devils have been drafted in the WNBA, which is the most by any Division I institution.

Brown is known for his video breakdowns and opponent analysis, as well as his on-court teaching expertise, which has proven to be a valuable contribution to the success of every basketball team he has coached. He was recognized for his coaching expertise when he was named one of the top assistant coaches in the country in a poll conducted by the Women's Basketball Journal.

He has had an interesting and unique career as he is the only coach in the history of intercollegiate athletics to have played an active role in national championship games in three different sports, including five appearances as a coach in the NCAA Women's Basketball Championship game. Brown is also the only coach to coach men's and women's basketball in the Southeastern Conference and the Big Ten Conference at two different schools in each conference. Also, he is the only coach in college basketball history to coach in the men's (1969, Purdue vs. UCLA) and women's national championship game (Tennessee, 1996-98, 2000; Michigan State, 2005).

Brown has 19 years of college coaching experience in the women's game and 16 years in the men's game. On the men's side, he has coached five teams at two schools in the NCAA Tournament, advancing to the Sweet 16 three times, the Elite Eight twice and the final game once.

Brown was the motivational speaker for the Tennessee football team throughout the 1998 season. Coach Phillip Fulmer, the former head coach at Tennessee, asked him to speak to the team in Tempe, Ariz., before the Fiesta Bowl National Championship game. Brown was on the field in the coaching box during the Vols' victory over Florida State in the title game.

During his seven years in the women's program at Tennessee (1995-2002), the Lady Vols went to the NCAA Final Four five times, playing in the national title game four times, and won an NCAA record three consecutive national championships

(1996-98). Over that seven-year period, the Lady Vols went 224-29, good for an 89 percent winning percentage. He was a part of five consecutive Southeastern Conference championship teams, during which time Tennessee posted a league record of 67-3.

During his first year at Michigan State, the Spartans won the Big Ten regular season and tournament championships, went to the NCAA Championship game for the first time in school history and won a school-record 33 games. During his three years at Michigan State, the squad produced an 81-23 record and advanced to the NCAA Tournament each of those three years. In the Big Ten, the Spartans notched a 38-10 mark and finished no lower than third each year.

A 1964 graduate of Purdue, Brown was a three-year letterwinner on the Boilermaker basketball team before making the switch to the coaching ranks as an assistant coach with his alma mater in 1967. Brown served three seasons at Purdue before moving to Ball State, where he was an assistant for five seasons (1977-1982).

He then spent five years (1982-87) as the head coach at Ball State. His 1986 Cardinal team had a record-setting year, posting 21 wins en route to the Mid-American Conference tournament championship and the school's second berth in the NCAA Tournament. The first time Ball State advanced to the NCAA Tournament was when Coach Brown was an assistant.

After spending the 1987-88 season assisting at Western Michigan, Brown served on the staff at Minnesota for three years (1988-1991), where the Gophers advanced to two NCAA Sweet 16's and one NCAA Elite Eight, before moving on to the men's program at Tennessee for the 1991-92 and 1992-93 seasons.

Coach Brown has recruited and coached some outstanding players. The first Walter Byers Scholarship winner and the 1984 Naismith Award winner, an award given to the best player in the nation under six feet, were two of Brown's recruits. He has coached 10 NBA players and 11 women who are playing in the WNBA, plus numerous players who have played overseas.

Brown and his wife, Karen, have one son, Edwin. Edwin and his wife, Erica, reside in Hopkinton, Mass., with their son, Simon, and daughter, Fiona.

The Brown File

Place of Birth
Connersville, Ind.

High School
Connersville

College
Purdue, 1964

Coaching Experience
Women's Assistant Coach
Duke: 2007-present
Michigan State: 2004-07
South Carolina and
Cleveland State: 2003-04
Wisconsin: 2002-03
Tennessee: 1995-2002

Men's Assistant Coach
Tennessee: 1991-93
Minnesota: 1988-91
Western Michigan: 1987-88
Ball State: 1977-82
Purdue: 1967-70

Men's Head Coach
Ball State: 1982-87



Candice M. Jackson

Assistant Coach

Third Season at Duke
Michigan State, '04

Candice Jackson joined the Duke women's basketball staff in May of 2011, after spending two seasons as an assistant coach and recruiting coordinator at Wake Forest.

Her role at Duke includes serving as one of two recruiting coordinators along with Hernando Planells and working with the guards.

During her first two years on the Blue Devil staff, Jackson helped bring in the seventh-best recruiting class in the nation in 2012, which included third-ranked Alexis Jones, and the No. 2 class nationally in 2013 that features Rebecca Greenwell, Oderah Chidom, Kendall McCravey-Cooper and Kianna Holland.

In two years at Wake Forest, Jackson helped lead the Demon Deacons to an 18-14 overall record in 2009-10, followed by a 15-17 mark a year ago.

Prior to her arrival at Wake Forest, Jackson spent four successful seasons with the University of Richmond, where she helped take the team from a 13-17 record in 2005-06 to a 24-10 finish in 2008-09.

While at Richmond, Jackson oversaw summer camps in addition to scouting, recruiting and coordinating video operations. Jackson was also in charge of community service efforts for the Spiders.

She worked closely with Spider guard Amber Petillon, who blossomed during her senior year under Jackson's guidance and has enjoyed an extremely successful career overseas.

A four-year letterwinner at Michigan State from 2000-04, Jackson played as a guard for Duke Head Coach Joanne P. McCallie and was Coach P's first recruit at MSU. Jackson served as team captain as both a junior and a senior and led the team to back-to-back NCAA Tournament appearances in 2003 and 2004. She earned her degree in Family Community Services from Michigan State.

After graduating in 2004, Jackson remained at Michigan State as a graduate assistant for the 2004-05 squad that played in the NCAA Championship game.

Jackson hails from Lansing, Mich., where she was a three-time MVP at Lansing Everett High School and guided her team to the state title game as a senior.

The Jackson File

Birthdate
August 12, 1982

Place of Birth
Lansing, Mich.

High School
Manual

College
Michigan State, 2004

Coaching Experience
Duke - Assistant Coach
(2011-present)

Wake Forest -
Assistant Coach (2008-11)

Richmond -
Assistant Coach (2005-09)

Michigan State -
Graduate Assistant Coach (2004-05)



Hernando Planells

Assistant Coach

Second Season at Duke (1st as Assistant Coach)
Regis University

Hernando Planells enters his second season on the women's basketball staff and the first as assistant coach for the Blue Devils.

Planells was promoted from Director of Relations to assistant coach over the summer with the departure of Joy Cheek.

He will coach the guards along with Candice Jackson and will serve as one of two recruiting coordinators with Jackson.

Planells has one of the most diverse backgrounds in basketball in both coaching and player development. He has coached at every level including a stint with the Maine Red Claws from 2010-11 of the NBA Development League. Planells has also spoken at coaching clinics and conducts player development camps all over the United States and in countries such as Japan, Philippines, Australia, Switzerland and Taiwan. In 2011, he founded ELITE athlete training, which specialized in personal training and consulting services for athletes. Through his work with ELITE, he trained and assisted over 100 athletes reach their goal of gaining a college scholarship or playing professionally.

From 2005-10, Planells served as a scout for Marty Blake, who is the Director of Scouting for the NBA. In his role as a scout, Planells put together scouting reports evaluating NBA prospects which were circulated to every NBA general manager and player personnel director.

In 2008, Planells returned to the United States after serving as head coach of the Ryukyu Golden Kings, an expansion team that is a part of the BJ League (Basketball Japan). For the 2006-07 season, he served as the head basketball coach for The Hollywood Fame, a team that participated in the American Basketball Association (ABA).

In 2005, Planells was named the first head coach of the Wyoming Golden Eagles out of the All-American Professional Basketball League. At that time, the 28-year-old was the youngest professional basketball coach in the country.

From 2003-05, Planells served as the assistant coach in charge of offense for Citrus College, one of the top community colleges in the state of California. Other coaching stops include a stint as the head varsity coach at Los Angeles High School (1998-2000), Immaculate Heart High School (1996-97) in Tucson, Ariz., and as an assistant at Monrovia High School (1995-96).

His work on the court led him to the "big screen" where he choreographed and consulted on the basketball scenes and training the actors on movies such as "Coach Carter", "The Longest Yard", "Rebound", "Spider-Man 3", "Semi-Pro" and others.

Planells' experience has also led him to work on commercials and print for EA Sports, WNBA, Target, Nissay Insurance (featuring Japanese Basketball superstar Yuta Tabuse) and Li Ning Shoes. He also trained the athletes of "Extreme Dodgeball", the highest rated show on the Game Show Network and has appeared on SPIKE TV's smash hit SLAMBALL as the head coach for the Bouncers.

Planells is a graduate of Regis University. He and his wife Carmel reside in Cary, N.C., with their son Preston (13) and daughter Gabrielle (10).

The Planells File

Birthdate

November 4, 1976

Place of Birth

Los Angeles, Calif.

High School

La Canada St. Francis

College

Regis University

Coaching Experience

Assistant Coach - Duke University
(2013-present)

Head Coach - Ryukyu Golden Kings
(2007-08)

Head Coach - Hollywood Fame (ABA)
(2006-07)

Head Coach - Wyoming Golden Eagles (AAPBL)
(2005)

Associate Head Coach/Recruiting Coordinator -
Citrus College
(2003-05)

Head Coach - Slamball
(2001-03)



Kate Senger

Director of Basketball Operations

Seventh Season at Duke
Michigan State, '04

Kate Senger is in her seventh year on the Duke women's basketball staff as the director of basketball operations after spending two years on the Michigan State staff in a similar position. She served as the Spartan director of basketball operations intern from 2003-04.

Her duties at Duke include monitoring the program budget, scheduling and team travel in addition to assisting with event planning and directing the Duke Girls Basketball Camps.

A 2004 graduate of Michigan State, Senger served as a manager for the women's basketball team as a student from 1999-2003. During the 2003-04 season, she was promoted to Director of Basketball Operations Intern, assisting with various duties pertaining to travel, marketing and promotions, game management and recruiting. She also worked as assistant camp director for MSU's summer camps in 2002 and 2003.

After receiving her degree in kinesiology in 2004 from MSU, she was a Constituent Relations Aid for State Senator Michelle McManus. She was the database manager for more than 700 constituent cases, a legislative aid for the Commerce and Labor committee and a district relations aid, traveling between Lansing, Mich., and her district to attend functions with Senator McManus as her support person.

In the fall of 2004, Senger coached the St. Francis High School freshman girls basketball team, leading her squad to a 15-3 record.

Senger has also been active in the community, serving as a committee member for the Women Working Wonders-Sparrow Hospital Race, as a panel speaker for the Jackson Area Middle Schools Career Day Fair, a speaker at the Merrick Moore Elementary School Career Day and assisted in organizing and volunteered for the Ramblin' Rose Half Marathon in Durham the last two years.

Originally from Traverse City, Mich., Senger resides in Durham, N.C.



Bobby Sorrell

Executive Assistant to the Head Coach

26th Season at Duke

Bobby Sorrell is in his 26th year with the Duke Athletics Department and is in his 15th year with the women's basketball program. After spending eight years as an administrative assistant under Gail Goestenkors' staff, Sorrell was moved to the executive assistant to the head coach position under Head Coach Joanne P. McCallie.

Sorrell is responsible for many of the day-to-day happenings of the Duke women's basketball office, including the coordination of coach Joanne P. McCallie's speaking and community schedule, campus recruiting, coaches' travel and recruiting travel as well as assisting with camps and coordinating game-day management.

Sorrell has traveled to four NCAA Final Fours with the Blue Devils in 1999, 2002, 2003 and 2006, while also being a part of eight ACC Championship squads

from 2000-04, 2010, 2011 and 2013.

Prior to working with women's basketball, Sorrell, a native of Durham, worked in the Duke ticket office as an assistant manager for 11 seasons.

He was a member of the Board of Trustees of the Ronald McDonald House of Durham from 2002-10. He is the staff advisor for the Blue Devils vs. Cancer student group.

Sorrell and his wife of 19 years, Tammy, reside in Rougemont, N.C., with their three children, Eliza (18), Sam (15) and Grace (12).



Lauren Rice

Video Coordinator

Eighth Season at Duke
Duke, '00

After being away from Durham, N.C., for six years, Lauren Rice came back to her alma mater in 2006 and enters her eighth season on the Duke women's basketball staff as the video coordinator.

Rice is responsible for alumni relations, film exchange, scouting, game film breakdown, player development videos, and the production of the team highlight video as well as video production for www.GoDuke.com. Rice continues to spearhead the True Blue Golf Classic, now in its sixth year. All funds raised in the tournament go to support the Duke women's basketball program.

Rice, a 2000 graduate of Duke with a Bachelor of Arts degree in sociology and history, was a four-year letterwinner and member of Duke's first Final Four team in 1999 and first ACC Championship squad in 2000.

A letterwinner at Duke University from 1997-2000, Rice appeared in 126 contests and as a senior started 32 of 34 games, while averaging 9.6 points, 4.8 rebounds, 3.2 assists and 1.8 steals. She was named to the All-ACC Tournament first team in 2000 and to the ACC Honor Roll in 1998-99.

Prior to her arrival at Duke in 2006, Rice was an assistant coach at the University of South Alabama in 2000-01. Rice then entered the energy field where she served as an Energy Analyst for Prenova, Inc. from 2001-03. During that time, Rice stayed involved with basketball by officiating girl's and boy's junior and senior high basketball games in Atlanta. In 2003, she moved to Pittsburgh and worked as Team Leader for the Customer Relations Department at Strategic Energy. Rice was promoted to Customer Relations Manager in 2005 and served in that capacity until her return to Durham in 2006.

Originally from Peru, Ind., Rice resides in Durham, N.C.



Michele Van Gorp Director of Recruiting Operations

1st Season at Duke
Duke University, '99

Michele Van Gorp enters her first season on the Duke women's basketball staff as the Director of Women's Basketball Recruiting Operations.

A 1999 Duke graduate, Van Gorp joins the Blue Devils after spending last season as the Director of Basketball Operations at Georgia Tech. As the Director of Basketball Relations with the Blue Devils, she will manage the recruiting database, organize all on campus recruiting efforts, help with DWB program marketing and promotion efforts, assist with all DWB social media, coordinate external/community relation events, organize DWB scout team and other administrative duties.

Van Gorp, who is a native of Macomb, Mich., played her freshman and sophomore years at Purdue University for Lin Dunn before transferring to Duke to play her final two seasons under Gail Goestenkors. At Duke, Van Gorp was a 1999 First Team All-ACC selection and a Kodak All-America. The 6-5 center earned 1999 NCAA Final Four All-Tournament team honors after helping lead the Blue Devils to their first Final Four in San Jose, Calif.

In two years at Duke, Van Gorp played in 68 contests, while starting 58. Van Gorp averaged 16.9 points, 5.5 rebounds and 1.0 blocks as a senior, while hitting 62.0 percent of her field goals. Over her career, she averaged 13.9 points, 48 rebounds and blocked 58 shots. She was a 1999 third team Associated Press All-America.

Following her collegiate career, Van Gorp became the first Blue Devil drafted in the WNBA when the New York Liberty selected her in the second round of the 1999 WNBA Draft. She played six seasons in the WNBA with three teams and played internationally in France, Greece, Italy, Russia and Spain.

Van Gorp is currently working towards her MBA and resides in Durham, N.C.



Summer McKeehan Athletic Trainer

13th Season at Duke
Utah State, '98

Summer McKeehan joined the Duke staff in July of 2001 and serves as the associate athletic trainer. Her duties include working with the women's basketball program while acting as the insurance coordinator.

McKeehan joined the Blue Devils after serving as a graduate athletic trainer at the University of Utah from 1998-2001. During her time at the University of Utah, she volunteered as the athletic trainer for the Women's Premier Soccer League. Prior to that, she was a volunteer student athletic trainer at United States Naval Academy for four months and a student athletic trainer at Utah State for four years.

Over the summer of 2010 and 2011, McKeehan served as the athletic trainer for USA Basketball U18 Women's National Team and U19 World Championship team. The U18 squad won the FIBA Americas gold medal and the U19 squad won the World Championship in Chile.

A native of Winston-Salem, N.C., McKeehan earned her bachelor's degree from Utah State in 1998 and her master's degree from the University of Utah in 2001. She has been a member of the National Athletic Trainer's Association since 1998 and the North Carolina Athletic Trainer's Association since 2001.



William Stephens Associate Director/Head Basketball Strength & Conditioning Coordinator

16th Season at Duke
N.C. Central, '87

Associate Director of Sports Performance William Stephens is in his 16th season with the Duke Athletics program. He is the head sports performance coach for men's and women's basketball.

The 48-year-old is a native of Whiteville, N.C., and a 1987 graduate of N.C. Central University with a degree in criminal justice. He is an accomplished weight-lifter, as he was a three-time state power lifting champion from 1991 to 1993. He also held the state record in the deadlift (661 lbs.) and was a gold medal winner at the World Championships for Law Enforcement in 1994.

A member of the National Strength and Conditioning Association, Stephens has been a certified strength and conditioning specialist (CSCS) since 1996.

Stephens, along with his wife Nancy and son P.J. (16), reside in Morrisville.



Jacki Silar

Associate Director of Athletics/ Senior Women's Administrator

35th Season at Duke

High Point, '74

Jacki Silar was promoted to Senior Associate Director of Athletics on July 1, 2013 and has served as the associate director of athletics for sports programs and senior woman administrator since 1998. Previously, Silar was the assistant athletics director for sports programs/senior woman administrator and also served as the academic coordinator for several Blue Devil squads.

Silar has served the university on a variety of committees including the Harassment Grievance Board, Equity committee, President's Commission on the Status of Women and Campus Culture Initiative Steering Committee.

Silar served on many national committees include the NCAA Division I Field Hockey Committee and most recently the NCAA Division I Women's Basketball Committee from 2005-2010 and held the role of Chair from 2008-2009.

On the conference level Silar is a member of the ACC Women's Basketball Committee, Field Hockey Committee, and Awards Committee.

Since Silar was named the school's first senior woman administrator in 1995, Duke's women's teams have advanced to the NCAA Final Four in basketball, lacrosse, field hockey and tennis while the women's golf team captured the 1999, 2002, 2005, 2006 and 2007 NCAA Championships.

Silar came to Duke in 1979 as the Assistant Women's Basketball coach and served in that role for 12 seasons. In 1981 she added to her basketball coaching responsibilities the role of Head Field Hockey coach for 15 years, while twice earning ACC Coach of the Year and Regional Coach of the Year honors.

A native of Pottstown, Pa., Silar graduated from High Point College in 1974 and was a four-year member of the field hockey and basketball teams. She earned her master's degree in education from the University of North Carolina while serving as the Tar Heels' assistant field hockey coach.



Lindy Brown

Associate Sports Information Director

15th Season at Duke

Western Carolina, '96

Lindy Brown enters his 15th year as a member of the Duke Sports Information Office after joining the department in November of 1999. He spent seven years as an assistant sports information director prior to being promoted to associate SID in the summer of 2006. Brown joined the Blue Devil family after serving as the sports information director/marketing and promotions coordinator at the University of South Carolina Aiken for three years.

A native of Raleigh, N.C., Brown serves as the primary contact for the women's basketball, women's soccer, women's tennis and women's golf teams. His 2001-02 women's basketball media guide placed second nationally in the College Sports Information Directors of America (CoSIDA) publications contest. The contest was for Division I institutions and received 102 entries. His 2006-07 women's basketball guide also placed fifth, while the 2007-08 guide was sixth and the 2008-09 guide was seventh in the CoSIDA contests.

A 1996 graduate from Western Carolina University in Cullowhee, N.C., Brown received a Bachelor of Science degree in sport management and worked in the sports information office during college. Prior to graduating, he performed a marketing and promotions internship for the Western Carolina baseball team.

Brown resides in Raleigh along with his wife, Christine, and their children, Jordan (10) and Olivia (6).



Heather Ryan

Executive Director of Academic Support

Ninth Season at Duke

Indiana, '97

Heather Ryan was promoted to the position of Executive Director of Academic Support over the summer of 2011 after serving as the Director of Academic Support and an Academic Coordinator since arriving at Duke in 2005. She joined the Duke staff after serving as the Director of Academic Services in the athletic department at Tulane.

Ryan works with Duke's women's basketball and football programs and coordinates day-to-day support activities in the Johnson-Campbell Academic Support Center.

A native of Goodland, Ind., Ryan received a degree in Sports Marketing and Management in 1997 from Indiana and then obtained a master's degree in College Student Personnel with an emphasis in Counseling and Development from Purdue University in 2002.



2013-14 Managers

Front Row (Left to Right): Hallie Cramer, Lizete Dos Santos, Crystal Terry, Carolyn Fishman:
 Back Row (Left to Right): Jasmine Thompson, Faith Moore, Zenzi Huysmans, Brooke Evans, Errin Menninger, Mari Matthews



2013-14 Practice Players

Back Row (Left to Right): Will Giles, Matthew Alston, Mitchell Grant, Veerain Gupta, Clive Mudanda, Angel Rivera, John Hyde, Mike Sutton; Front Row (Left to Right): Luke Raskoph, Eric Jiang, Brian McPortland, Eitan Tye, Jacob Cooper, Steven Wenguer




Jeff Au
Band Director



Lee Aldridge
Coordinator of Internet Operations



Sheila Allen
Director of Ticket Operations



Jeremy Anderson
Game Operations Assistant



Jeff Bytomski
Team Physician



Ryan Cakerice
Associate Director of Intercollegiate Athletic Facilities & Game Operations



Michael Cappetto
Assistant Director of Video Services



Ryan Craig
Director of Digital Media



Jennifer Dale
Athletics Department
Travel Coordinator



Pete Heim
Assistant Ticket Manager



Laurie Hyland
Systems Administrator



Nicole Jones
Associate Director of Marketing & Promotions



Chad Lampman
Director of Video Services



David McClain
Head Equipment Manager




Chris Metzloff
Multimedia Coordinator



Kerry Mullenix
Director of Athletic Rehabilitation



Brandon Neff
Assistant Director of Intercollegiate Facilities



Alayne Rusnak
Cheerleading Coach



Chris Ryder
Facilities Manager



Kelsey Schultheis
Assistant Equipment Manager



Debbie Squire
Team Physician



Alison Toth
Team Orthopaedic Surgeon



Bob Weisman
Game Operations Manager



Becca Wilusz
Game Operations Manager



Kevin M. White

Vice President & Director of Athletics
Adjunct Professor of Business Administration
St. Joseph's College, '72

Kevin M. White was named Duke University's vice president and director of athletics on May 31, 2008. He also serves as an adjunct professor of business administration at the university.

White, 62, joined the Duke family after leading Notre Dame's athletics program to success both on the playing fields and in the classroom from 2000-08. He also has held a number of prominent national leadership roles within intercollegiate athletics, including his service in 2006-07 as president of the National Association of Collegiate Directors of Athletics (NACDA) and in 2005-06 as president of the Division I-A Athletic Directors Association. In 2013, White was named one of four NCAA Football Bowl Subdivision recipients of the Under Armour AD of the Year Award presented by NACDA.

Guided by the Strategic Plan that was approved by Duke's Board of Trustees in April of 2008, White made an immediate impact on Duke Athletics. In addition to leading the department to unprecedented success in competition, he reshaped the organization into a more efficient and modern department; strengthened ties to both campus and community constituents through consistent outreach efforts; successfully oversaw Duke's fundraising efforts during an economic downturn; completed partnerships with major corporate entities to enhance revenue streams; commissioned a master facilities plan to position Duke well into the 21st Century; and emphasized a stronger commitment to the university's intramural, club and recreational sports programs.

Since White's arrival, Duke has captured four NCAA Championships – women's tennis in 2009, men's basketball in 2010 and men's lacrosse in 2010 and 2013 – and 15 ACC titles (three in 2013). On the strength of 19 teams participating in NCAA Championship competition and robust finishes in several sports, Duke ranked 12th in the 2013 Learfield Sports Directors' Cup standings, which determine an institution's all-around strength in intercollegiate athletics. The 12th-place showing marked the 10th consecutive year that Duke has ended among the nation's top 20 programs. In 2011, Duke placed fifth, matching the school's best finish in the rankings and its 1171.50 points earned were the most in program history. In White's five years at Duke, the Blue Devils placed 17th (2009), 10th (2010), fifth (2011), 16th (2012) and 12th (2013) in the Directors' Cup standings.

Forty-eight Blue Devil teams ranked among the nation's top 10 teams during the past five seasons with eight – men's basketball (2009, 2010, 2011, 2013), men's lacrosse (2010, 2013) and women's tennis (2009, 2010) – reaching No. 1. In all, 75 Blue Devil teams advanced to NCAA postseason competition during White's Duke tenure.

Individually, 165 student-athletes earned All-America, 278 All-ACC and 171 All-Region or District honors the past five years. During White's tenure, Duke boasts 10 NCAA individual champions in Curtis Beach (indoor track and field heptathlon in 2012), Juliet Bottorff (outdoor track and field 10k in 2011), Mallory Cecil (women's tennis in 2009), Abby Johnston (three-meter diving in 2011), Nick McCrory (platform diving in 2010, 2011 and 2013), and Becca Ward (women's fencing, saber in 2009, 2011 and 2012). In 2012-13, Duke celebrated one individual NCAA and seven individual ACC titles.

Academically, Duke teams continued strong performances under White. In the 2013 spring semester, 25 of 26 Blue Devil varsity teams earned grade point averages of 3.0 or better and more than 90 made the Dean's List.

In two key elements in tracking a department's academic success, Duke ranked among the nation's best again. Duke posted a 98% Graduation Success Rate (GSR) and 16 teams achieved a 100% GSR. Also, an ACC-best 15 Blue Devil teams were ranked in the top 10% of their respective sports in the most recent Academic Performance Rate (APR) Report, including the men's basketball and football teams. In the 2013 report, Duke (989) ranked third among all FBS schools, behind only Northwestern (996) and Boise State (993), and eighth among all Division I – FBS and FCS – programs. In all, Duke totaled the highest APR scores among ACC institutions in 13 of the league's 25 sports – men's basketball (995), football (989), men's golf (1000), men's lacrosse (997), men's soccer (995), men's swimming and diving (1000), men's indoor track and field (1000), men's outdoor track and field (1000), women's golf (1000), women's lacrosse (1000), rowing (1000), volleyball (1000) and wrestling (1000).

Individually in 2013, seniors Abby Johnston (women's diving) and Anthony Lin (fencing) received prestigious NCAA Postgraduate Scholarships. Six Duke student-athletes were selected as CoSIDA Academic All-Americans, while 26 others received National Scholar-Athlete or Scholar All-America accolades. In White's five-year tenure, former women's tennis player Parker Goyer won a Rhodes Scholarship (2009), while track athlete Sally Liu (2009) and Allie Speidel (2011) earned Marshall Scholarships.

Under White, Duke has continued its focus on outreach to the local community. Modeling the NCAA CHAMPS/Life Skills program's commitment to service, learning projects and outreach, approximately 500 Duke student-athletes across all sports participated in a combined effort of more than 2,000 community service hours.

White's commitment to the overall mission of the university remains clear. In May 2011, Duke Athletics announced that a portion of ticket sales from Blue Devil regular season home sporting events will be directed to the Duke University Libraries. Per White's vision, the Duke Athletics Library Fund will generate significant unrestricted revenue for the Duke University Libraries to support teaching and research across the institution.

In fall of 2012, Duke University announced the \$3.25 billion Duke Forward fundraising campaign for priorities across Duke's 10 schools, Duke Medicine and a range of university programs. Included in the campaign is a \$250 million goal for Duke Athletics to be divided three ways – for facility enhancements and support (\$100 million), endowment income (\$50 million) and operating funds (\$100 million). In 2012-13, several facility projects were initiated, including the construction of new practice fields off Bassett Drive that will benefit Duke's lacrosse, soccer, recreation and club sports, and intramural programs.

White, who holds a Ph.D. in education, has taught graduate-level classes since 1982 and currently teaches a sports business course in Duke's Fuqua School of Business as part of Duke's MBA program.

In August 2003, SI.com (the Sports Illustrated web site) listed White, then at Notre Dame, third in its rankings of the most powerful people in college football. In January 2004, The Sporting News listed him in its Power 100 as third among five names in the "front office" category (and the lone college athletics director among the 100).

White previously served on numerous NCAA committees, including being an ex-officio member of the NCAA Committee on Academic Performance and a member of its Penalty and Rewards subcommittee. For several years, he was a representative with the football Bowl Championship Series. Additionally, White was part of the NCAA Coalition on Intercollegiate Athletics (COIA) that dealt with academics, fiscal reform and student-athlete well-being. In 2012, White was among a select group of college and professional administrators asked to serve on the recently formed Expert Advisory Board for the Knight Commission. Additionally, he was the secretary of NCAA Football, a non-profit corporation acting as the "collective voice to promote college football," and served on the Black Coaches and Administrators Board of Directors.

Given his background and success, it is not surprising that 23 current or former directors of athletics were mentored by White. That impressive list includes Jim Sterk of Washington State and San Diego State, Tom Boeh of Ohio University and Fresno State, Ian McCaw of Northeastern, Massachusetts and Baylor, Bruce Van De Velde formerly of Utah State, Iowa State and Louisiana Tech, Herman Frazier previously of Alabama-Birmingham and Hawaii, Rudy Keeling formerly of Emerson and previous commissioner of the Eastern College Athletic Conference (ECAC), Scott Devine of St. Mary's College (Md.), Tom Collins formerly of Ball State, Tim Van Alstine formerly of Western Illinois, Mark Wilson of Tennessee Tech, Bubba Cunningham of Ball State, Tulsa and North Carolina, Sandy Barbour of Tulane and California-Berkeley, Jim Phillips of Northern Illinois and Northwestern, Bernard Muir of Georgetown, Delaware and Stanford, Sandy Hatfield Clubb of Drake, Vic Cegles of Long Beach State, Norwood Teague of Virginia Commonwealth and Minnesota, Bob Bierie previously of Loras College, Greg Capell previously of Loras College, Boo Corrigan of Army, Bill Scholl of Ball State, Josh Berlo of Minnesota Duluth, and Stan Wilcox of Florida State.

Prior to joining Notre Dame in 2000, White served as athletic director at Arizona State University, Tulane University, the University of Maine and Loras College in Iowa, where he originated the National Catholic Basketball Tournament.

Before becoming an administrator, White served as head track and field coach at Southeast Missouri State (1981-82) and assistant cross country and track and field coach at Central Michigan (1976-80). He began his coaching career at Gulf High School in New Port Richey, Fla., coaching cross country and track and assisting in football and wrestling.

White earned his Ph.D. from Southern Illinois University in 1983 with an emphasis on higher education administration. In 1985, he completed postdoctoral work at Harvard University's Institute for Educational Management. He earned his master's degree in athletics administration from Central Michigan University in 1976 and his bachelor's degree in business administration in 1972 from St. Joseph's College in Rensselaer, Ind., where he also competed as a sprinter.

White and his wife, Jane, a former college track and field coach, have five children and 10 grandchildren.



Dr. Chris Kennedy
Senior Deputy Director of Athletics



Tom Coffman
Deputy Director of Athletics/Development



Mike Cragg
Deputy Director of Athletics/Operations



Nina King
Senior Associate Director of Athletics for Administration/Legal Affairs and Chief of Staff



Mitch Moser
Senior Associate Director of Athletics/Chief Financial Officer



Jacki Silar
Senior Associate Director of Athletics/Student-Athlete Welfare/Senior Woman Administrator



Brad Berndt
Associate Director of Athletics/Academic Services



Gerald Harrison
Associate Director of Athletics/Human Resources



Cindy Hartmann
Associate Director of Athletics/Compliance



Jon Jackson
Associate Director of Athletics/Media Relations & Public Affairs



Mike Sobb
Associate Director of Athletics/External Affairs



Leslie Barnes
Assistant Director of Athletics/Student-Athlete Welfare



Art Chase
Assistant Director of Athletics/Sports Information



Joe Manhertz
Assistant Director of Athletics/Iron Dukes Major Gifts



Todd Mesibov
Assistant Director of Athletics/Compliance



Gina Rosser
Assistant Director of Athletics/Business Operations



Tony Sales
Assistant Director of Athletics/Football Operations



Jack Winters
Assistant Director of Athletics/Iron Dukes



James Coleman
Chairman,
Duke Athletic Council



Martha Putallaz
Faculty Athletic Representative

2012-13 Season Review

Season Notes	67-69
Season Awards.....	69
Results.....	70
Final Statistics	71
Miscellaneous Stats.....	72
Box Scores	73-78

The women's basketball team registered a very successful season in 2012-13 as the Blue Devils won the ACC regular season and ACC Tournament titles, while advancing to the NCAA Elite Eight for the fourth straight year.

Duke collected a record of 33-3 overall and notched an ACC record with a 17-1 league mark.

Chelsea Gray and Elizabeth Williams earned All-America honors, while rookie Alexis Jones was selected Freshman All-America. Haley Peters and Tricia Liston also received All-ACC accolades.

Head coach Joanne P. McCallie notched ACC Coach of the Year accolades for the second straight year and the third time over the last four seasons.

Williams earned ACC Defensive Player of the Year accolades for the second straight season.

Records Broken/Tied in 2012-13...

Consecutive Free Throws Made (Duke Record)

37 by Chelsea Gray from 3-18-12 - 11-28-12

Fewest Points Allowed in the First Half (Duke Record/Tied NCAA Record)

3 vs. Monmouth on 12-30-12

Lowest Field Goal Percentage Allowed in First Half (Duke Record)

4.0 vs. Monmouth on 12-30-12

Number of Career Triple Doubles (Duke Record/Tied ACC Record)

2 by Chelsea Gray (vs. Pittsburgh, 12-4-11 - 14 pts, 13 ast, 11 rebs)
(at Boston College, 1-6-13 - 18 pts, 10 ast, 11 rebs)

First Half Field Goal Percentage (Tied Duke Record)

79.3 at Boston College on 1-6-13

Highest Number of Assists by a Single Player in a Game (Duke Record)

15 by Chelsea Gray vs. Clemson on 1-10-13

Most Bench Points (Duke Record)

29 by Tricia Liston vs. Wake Forest on 2-17-13

Most Consecutive Games with a Blocked Shot (Duke Record/ACC Record)

69 by Elizabeth Williams from 2011-present

Most Three-Pointers Made in a Season (Duke Record)

80 by Tricia Liston

Most Assists in a NCAA Tournament (Tied Duke Record)

26 by Alexis Jones in four games

Highest Free Throw Percentage in a Season (Duke Record/ACC Record)

93.1 by Tricia Liston

Storylines/Other Blue Devil Notes...

- Freshman Alexis Jones dished 26 assists in the 2013 NCAA Tournament. She tied the Duke record of 26 held by Chelsea Gray (2012) and Hilary Howard (1999). Lindsey Harding is second on the list (25 in 2006).

- Duke's 33 victories were the most for head coach Joanne P. McCallie in her six years with the Blue Devils. The 33 wins equaled the most for a Coach P squad over her 21 years as a head coach (Michigan State with 33 during the 2004-05 campaign).

- Duke was 16-0 in 2012-13 when having four or more players score double-digits, including in four out of seven postseason games.

- Senior Allison Vernerey played in 140 games at Duke, which tied for second all-time on the Blue Devil charts. The school record is 142.

- Tricia Liston notched 20 or more points six times last season. She owns 15 career games with 20 or more points.

- Duke's 193 three-pointers made ranked sixth on Duke's single-season list.

The school record is 213 in 1998-99.

- The Blue Devils hit 74.1 percent from the charity stripe, which was the third-highest in school history (record - 76.0%).

- Duke was 22-0 when scoring 70 or more points.

- Duke registered its 10th 30-win season over the last 13 years. The Blue Devils have notched 15 straight years with 25 or more wins.

- Haley Peters had a team-best 13 games with 10 or more rebounds.

- Duke has won 23 straight games when scoring 80 or more points, dating back to the 2008-09 campaign.

- On the season, Duke had six different student-athletes who scored 20 or more points in a game -- Tricia Liston, Allison Vernerey, Haley Peters, Elizabeth Williams, Chelsea Gray and Alexis Jones.

- Duke averaged 74.5 points, which is the second most for a Blue Devil squad since 2005-06 with an 86.0 ledger. The most for a Coach P squad in her previous five years was 75.2 in 2008-09.

- After holding Virginia Tech to 33 points on Feb. 14, head coach Joanne P. McCallie has held 23 different opponents to under 40 points since arriving at Duke in 2007-08.

- The Blue Devils registered a 3.3 grade-point average in the fall semester, which included five student-athletes with above a 3.5 GPA. A total of 11 Blue Devils had a 3.0 or better.

- The Blue Devils own four different student-athletes hitting over 40.0 percent or better from downtown -- Tricia Liston (46.5), Chloe Wells (43.9), Haley Peters (45.5) and Chelsea Gray (40.7).

- Follow @Duke_WBB and @CoachPDuke on Twitter to get the latest updates on Duke women's basketball. Also, "Like" Duke Women's Basketball on Facebook to get the latest video, pictures and more. Join both now as they are free! You can win free prizes each week on both Twitter and Facebook, so make sure you follow closely.

Strong Junior Class...

The junior class of Chelsea Gray, Haley Peters, Tricia Liston, Richa Jackson and Chloe Wells was the No. 1 recruiting class in the nation when they arrived at Duke. Over the last three years, the group has lived up to the billing as they have amassed 3,979 points and guided the Blue Devils to a 92-13 record, notched three ACC regular season titles, two ACC Tournament titles and four straight NCAA Elite Eight bids.

Liston, Gray and Peters have been named All-ACC, while Gray was an All-America selection as a sophomore and junior.

1,000 Point Scorers...

Duke had four different players move past the 1,000 career points mark - Elizabeth Williams, Tricia Liston, Haley Peters and Chelsea Gray.

The Blue Devils own 31 players in school history to reach the 1,000-point club and featured its first team in school history with four 1,000-point scorers.

Williams became the fourth-quickest Duke player to reach 1,000 points in only 69 games.

In 2012-13, only Florida State (Alexa Deluzio, Natasha Howard, Chelsea Davis, Chasity Clayton) and Connecticut (Bria Hartley, Stefanie Dolson, Kaleena Mosqueda-Lewis and Kelly Faris) had four 1,000-point scorers.

From the Charity Stripe...

Tricia Liston's 93.1 free throw percentage ranked as the best in the ACC record books as she drained 81-of-87 on the year.

ACC Single-Season Free Throw Percentage

93.1 Tricia Liston, Duke (2013)

92.9 Jennifer Howard, N.C. State (1994)

90.4 Linda Page, N.C. State (1983)

90.0 Jenni Kraft, Duke (1989)

50/40/75 Club...

Junior Haley Peters had one of the best shooting seasons in school history as she hit 50.7 percent from the field, 47.4 percent from downtown and 76.8 percent

from the free throw line.

Peters is just the fourth Blue Devil to reach the 50/40/75 club (players who have hit over 50.0 percent from the field, 40.0 percent or better from three-point land and over 75.0 percent from the charity stripe).

Duke Players to Reach the 50/40/75 Club

Ali Day (53.7 FG%, 42.9 3PTFG%, 79.8 FT%)

Jenni Kraft (51.0 FG%, 53.9 3PTFG%, 90.0 FT%)

Laura Kurz (52.0 FG%, 44.8 3PTFG%, 81.5 FT%)

Haley Peters (50.7 FG%, 47.4 3PTFG%, 76.8 FT%)

Jones Stepped Up Big Time...

After All-America Chelsea Gray was injured, freshman Alexis Jones stepped up for the Blue Devils. Over the final 11 games of the season, Jones scored double-figures in eight, while averaging 13.8 points, 6.1 assists and 5.4 rebounds. She hit 11-of-30 treys during that stretch.

Jones nearly registered a triple-double in her first career NCAA Tournament game against Hampton with 11 points, a career-high 10 assists and eight rebounds. It marked her second career double-double. She also totaled 14 points, nine rebounds and six assists in the regional semifinal against Nebraska.

In the ACC Tournament, Jones was named MVP after averaging 17.7 points, 6.0 assists, 5.0 rebounds and 1.3 steals. She hit 60.0 percent of her field goals and 66.7 percent from downtown. Jones became just the third freshman in ACC history to be named ACC Tournament MVP - Monique Currie of Duke (2002), Deanna Tate of Maryland (1986).

Against North Carolina in the ACC Championship, Jones notched a career-high 24 points, eight rebounds, three assists and four steals.

Jones entered the ACC Tournament being named the ACC Rookie of the Week in back-to-back weeks and earning All-ACC Freshman team honors.

In the Duke single-season freshman record books, Jones ranked fifth in steals (63) and second in assists (144). She became one of only six freshman in Duke history to notch 100 assists in a season - Wanisha Smith, Lindsey Harding, Alana Beard, Abby Waner and Robin Baker.

Consecutive Blocks Record...

Sophomore Elizabeth Williams became the first ACC player to notch 200 blocks in her first two years. Williams owns 223 in only 69 games.

She has swatted a shot in each of her 69 games at Duke, which is a new ACC record breaking LaToya Pringle from UNC mark of 64. Dating back to high school, Williams has blocked a shot in 88 straight games as she closed her high school career with blocks in 19 consecutive contests.

Rebounding Duo...

The Duke duo of Haley Peters (7.6) and Elizabeth Williams (7.3) pulled down a combined 14.9 rebounds, which ranks as the highest total for the Blue Devils since the 1995-96 campaign.

Top Rebounding Duos Since 1995-96

14.9 Haley Peters (7.6)-Elizabeth Williams (7.3), 2012-13

14.8 Chante Black (7.6)-Mistie Williams (7.2), 2004-05

14.6 Krystal Thomas (8.3)-Karima Christmas (6.3), 2010-11

14.3 Iciss Tillis (7.4)-Alana Beard (6.9), 2002-03

14.1 Iciss Tillis (8.0)-Alana Beard (6.1), 2001-02

Reaching 500 Points...

Sophomore Elizabeth Williams became the 11th Duke player to reach the 500-point mark during a single-season in school history with her 18 points in the NCAA Tournament first round.

Her 546 points ranked ninth on Duke's single-season charts.

30 Wins for Duke Once Again...

With its victory against North Carolina in the ACC Championship, Duke registered its 10th 30-win season in school history. All of those ten 30-win seasons have come over the past 13 years.

Over the last 13 years, Connecticut has 11 30-win seasons, while Duke has 10. Other teams with four or more 30-win seasons the last 13 years are Tennessee (9), Stanford (8), LSU (5), North Carolina (4), Maryland (4) and Notre Dame (4).

Blue Devil Head Coach Joanne P. McCallie has four 30-win seasons in her 21-year coaching career as she led Michigan State to 33 wins in 2004-05 when the Spartans advanced to the national championship game and three at Duke.

Against the Ranked...

Duke collected a 10-2 record against ranked teams, including winning of eight of its last nine.

Liston Sets Treys Made Record...

Duke's Tricia Liston set a Duke single-season record as she drained 80 three-pointers on the year to break Abby Waner and Jessica Foley's mark of 68.

Liston posted a 46.5 percentage, which ranked third nationally.

She notched 14 games with three or more treys and 23 contests with two or more three-pointers.

Liston moved into sixth place on Duke's all-time three-point field goals made list with 165. She needs six more to move into a tie for fourth.

Duke Single-Season 3-PFG Made

80 Tricia Liston (2012-13)

68 Abby Waner (2006-07)

68 Jessica Foley (2004-05)

Undefeated Home Campaign...

Duke closed out its fourth undefeated home campaign in school history in the second round against Oklahoma State with a 16-0 record.

Other undefeated home seasons were a 14-0 mark in 2006-07, 14-0 mark in 2008-09 and a 17-0 ledger in 2010-11.

Overall, Duke owns a 20-game home court winning streak dating back to 2011-12 year, which ranks tied for third-best nationally.

Looking Back at the ACC Tournament...

In three games of the ACC Tournament, Duke averaged 81.0 points, hit 48.9 percent of its field goals, 45.7 percent from downtown and held opponents to only 36.2 percent from the field.

Duke averaged 15.3 assists, 16.7 turnovers and forced 13.0 turnovers and averaged only 6.3 steals.

Three different Blue Devils scored 20 or more points in the games - Tricia Liston (26 vs. N.C. State), Elizabeth Williams (24 vs. UNC) and Alexis Jones (24 vs. UNC).

Williams averaged 16.0 points, 8.0 rebounds, 2.7 blocks, 1.7 steals and 1.3 assists. Jones averaged 17.7 points, 6.0 assists, 5.0 rebounds and 1.3 steals. Liston averaged 16.7 points, 5.7 rebounds and 1.3 assists, while Haley Peters averaged 13.0 points, 7.0 rebounds and 1.7 assists.

Jones was named the MVP, while Williams and Peters earned first team All-ACC Tournament accolades. Liston was selected to the second team.

Sharp Shooting Peters...

Over her first three years at Duke, junior Haley Peters has hit over 50.0 percent from the field in each of those seasons.

She hit 52.2 percent as a freshman, 51.2 percent as a sophomore and drained 50.7 percent as a junior.

Peters joined only Alana Beard (2001-03), Chante Black (2005-08), Payton Black (1996-99), Ali Day (1993-95), Tyish Hall (1994-97), Monika Kost (1988-92), Chris Moreland (1985-88) and Rochelle Parent (1998-01) as Duke players to hit 50.0 percent or better from the field in their first three years.

Gray Misses Rest of Season with Injury...

Head coach Joanne P. McCallie announced on Feb. 19 junior point guard Chelsea Gray would miss the rest of the 2012-13 campaign due to a right knee cap dislocation that required surgery to repair, following a MRI on Monday, Feb. 18. She had surgery on March 14.

A native of Manteca, Calif., Gray suffered the injury at the 8:01 mark of the first half on Sunday, Feb. 17 against Wake Forest. She had started 59 straight games for the Blue Devils, including the first 25 contests of the 2012-13 season.

Gray, an All-America selection as a sophomore, was averaging 13.1 points, 5.6 assists, 5.4 rebounds and 3.7 steals prior to the injury. She was leading the ACC in assists and steals, while ranking in the top 10 nationally as well. The 5-11 guard was having one of the best all-around seasons in Duke history and was presented with a souvenir ball prior to the Wake Forest game for reaching the 1,000-point plateau against Maryland on Feb. 11. She became the 10th-quickest player in Blue Devil history to reach 1,000 points in only 90 games.

All-ACC Honors...

Duke led all schools with four All-ACC selections as Chelsea Gray and Elizabeth Williams earned first team honors, while Tricia Liston and Haley Peters were named to the second team.

Alexis Jones earned All-ACC Freshman team accolades followed by All-ACC Defensive team honors by Gray and Williams. Williams was also named the ACC Defensive Player of the Year for the second straight season.

Williams became just the second ACC player to earn the Defensive Player of the Year award on two different occasions – Lindsey Harding of Duke in 2006 and 2007.

Gray was also voted the ACC Co-Player of the Year by the league's head coaches along with Maryland's Alyssa Thomas.

Head coach Joanne P. McCallie received ACC Coach of the Year accolades by the Blue Ribbon Panel, marking the third time in six years she has won the award.

Peters Big on the Boards...

A two-time All-ACC selection in three years with the Blue Devils, Haley Peters was big on the boards for Duke in 2012-13 averaging a team-high 7.6 rebounds. She also ranked ninth in the ACC in rebounding.

Peters totaled a team-best 13 games with 10 or more rebounds and a team-high 10 double-doubles.

Defense, Defense, Defense...

Duke's 53.9 scoring defense ranked as the second-best in ACC history.

Top Five Lowest Scoring Defense in ACC History

- 51.4 Duke (2006-07)
- 53.9 Duke (2012-13)
- 54.0 Duke (2002-03)
- 54.1 Virginia (2011-12)
- 54.4 Duke (2009-10)

Duke Claims ACC Regular Season Title...

For the fourth straight year, Duke claimed the ACC regular season title on Feb. 24 with its victory at No. 8 Maryland.

Duke registered an ACC record with its 17th league victory. In the past, only three teams in league history had reached the 16-win mark -- Duke in 2002-03 & 2001-02 and Virginia in 1994-95.

The Blue Devils claimed the outright ACC crown for the second straight year.

In the history of the ACC, Duke leads the league with 12 regular season titles with Virginia (11), Maryland (5), N.C. State (5), UNC (4), Florida State (2), Miami (1) and Clemson (1) owning the other championships.

Duke has actually won 12 out of the last 16 ACC regular season titles.

From Downtown...

Duke led the nation with a 40.5 three-point field goal percentage.

The highest three-point field goal percentage in school history came in 1988-89 with a 40.6 clip. The ACC record for highest three-point field goal percentage in a season is 42.6 by Clemson in 1990. The Lady Tigers hit 55-of-129 treys.

The NCAA record for highest three-point field goal percentage in a season is 47.3 by Fordham in 1990.

2012-13 Honors

Chelsea Gray

- Full Court 3rd Team All-America
- WBCA Coaches All-America
- Associated Press 2nd Team All-America
- WBCA All-Region 2 (March 19)
- John R. Wooden Finalist (March 14)
- All-ACC Academic Team (March 12)
- Co-ACC Player of the Year - voted by ACC head coaches
- All-ACC Defensive Team (March 6)
- All-ACC First Team (March 4)
- Naismith POY Midseason List (Feb. 27)
- USBWA Midseason POY List (Feb. 26)
- John R. Wooden Midseason List (Jan. 23)
- ACC Player of the Week (Jan. 7)
- Women of Troy Classic MVP (Dec. 22)

Preseason

- Naismith, John R. Wooden NPOY Watch List
- All-America (ESPN.com, Lindy's)
- Top Five Point Guards (ESPN.com)
- All-ACC First Team/Wade Watch List

Alexis Jones

- Full Court Freshman All-America
- Norfolk Regional All-Tournament Team
- All-ACC Academic Team (March 12)
- ACC Tournament MVP (March 10)
- All-ACC Freshman Team (March 5)
- ACC Rookie of the Week (March 4)
- ACC Rookie of the Week (Feb. 25)
- ACC Rookie of the Week (Nov. 26)

Preseason

- All-ACC Freshman Team

Tricia Liston

- Norfolk Regional All-Tournament Team
- All-ACC Academic Team (March 12)
- All-ACC Tournament Second Team (March 10)
- All-ACC Second Team (March 4)
- ACC Player of the Week (Feb. 18)
- espnW National Player of the Week (Feb. 18)

Haley Peters

- All-ACC Academic Team (March 12)
- All-ACC Tournament First Team (March 10)
- All-ACC Second Team (March 4)
- Capital One Academic All-District III (Feb. 1)

Elizabeth Williams

- Full Court 3rd Team All-America
- Associated Press 3rd Team All-America
- WBCA All-Region 2 (March 19)
- John R. Wooden Finalist (March 14)
- All-ACC Tournament First Team (March 10)
- ACC Defensive Player of the Year (March 6)
- All-ACC Defensive Team (March 6)
- All-ACC First Team (March 4)
- Naismith POY Midseason List (Feb. 27)
- USBWA Midseason POY List (Feb. 26)
- John R. Wooden Midseason List (Jan. 23)
- Women of Troy Classic All-Tourney (Dec. 22)
- ACC Player of the Week (Dec. 10)

Preseason

- Naismith, John R. Wooden NPOY Watch List
- All-America (ESPN.com, Lindy's & Athlon)
- Top Five Centers (ESPN.com)
- All-ACC First Team/Wade Watch List

Allison Vernerey

- All-ACC Academic Team (March 12)

Joanne P. McCallie

- ACC Coach of the Year

RECORD:	OVERALL	HOME	AWAY	NEUTRAL
ALL GAMES	33-3	16-0	11-2	6-1
CONFERENCE	17-1	9-0	8-1	0-0
NON-CONFERENCE	16-2	7-0	3-1	6-1

DATE	TIME	OPPONENT	SCORE	ATTEND	HIGH POINTS	HIGH REBOUNDS
11-17-12	7:00 PM	PRESBYTERIAN	W, 84-45	4506	(21)Tricia Liston (21)Haley Peters	(9)Tricia Liston
11-18-12	2:00 PM	IONA	W, 100-31	4080	(22)Allison Vernerey	(9)Tricia Liston
11-23-12	7:00 PM	VALPARAISO	W, 90-45	4251	(18)Elizabeth Williams	(12)Tricia Liston
11-25-12	2:00 PM	at Xavier	W, 82-59	1489	(22)Chelsea Gray	(7)Haley Peters
11-28-12	7:00 PM	at Michigan	W, 71-54	1515	(19)Chelsea Gray (19)Elizabeth Williams	(10)Haley Peters,
12-2-12	2:00 PM	#10/11 CALIFORNIA	W, 77-63	5084	(22)Tricia Liston	(8)Chelsea Gray, Tricia Liston
12-6-12	7:00 PM	*GEORGIA TECH	W, 85-52	4084	(25)Elizabeth Williams	(11)Elizabeth Williams, Haley Peters, Ka'lia Johnson
12-9-12	1:30 PM	\$vs #-/25 St. John's	W, 60-42	4333	(16)Elizabeth Williams	(7)Elizabeth Williams, Ka'lia Johnson
12-21-12	7:30 PM	%vs CSU Bakersfield	W, 97-63	237	(21)Elizabeth Williams	(9)Chelsea Gray
12-22-12	12:00 PM	%at Southern California	W, 75-60	1382	(18)Chelsea Gray	(10)Chelsea Gray
12-30-12	2:00 PM	MONMOUTH	W, 73-32	4594	(15)Tricia Liston	(11)Elizabeth Williams
1-3-13	7:00 PM	*at NC State	W, 67-57	2779	(20)Chelsea Gray	(11)Haley Peters
1-6-13	1:00 PM	*at Boston College	W, 90-53	3138	(18)Chelsea Gray	(11)Chelsea Gray
1-10-13	7:00 PM	*CLEMSON	W, 82-45	4394	(21)Elizabeth Williams	(6)Haley Peters, Chelsea Gray
1-13-13	2:00 PM	*at Wake Forest	W, 73-44	3127	(18)Elizabeth Williams	(7)Haley Peters, Elizabeth Williams, Alexis Jones
1-16-13	7:00 PM	*VIRGINIA TECH	W, 58-26	4548	(20)Elizabeth Williams	(10)Haley Peters
1-21-13	7:00 PM	at #3/2 Connecticut	L, 49-79	9671	(14)Alexis Jones	(6)Elizabeth Williams
1-24-13	7:00 PM	*at Clemson	W, 60-46	1522	(22)Tricia Liston	(13)Elizabeth Williams
1-27-13	1:00 PM	*BOSTON COLLEGE	W, 80-56	5244	(15)Haley Peters	(13)Haley Peters
1-31-13	7:00 PM	*MIAMI	W, 82-43	5138	(17)Tricia Liston	(10)Alexis Jones
2-3-13	1:00 PM	*at #11/18 North Carolina	W, 84-63	5613	(18)Chloe Wells	(11)Elizabeth Williams
2-8-13	7:00 PM	*at Virginia	W, 62-41	3798	(18)Elizabeth Williams	(8)Elizabeth Williams
2-11-13	7:00 PM	*#7/7 MARYLAND	W, 71-56	6254	(28)Chelsea Gray	(10)Elizabeth Williams
2-14-13	7:00 PM	*at Virginia Tech	W, 77-33	1648	(25)Elizabeth Williams (25)Haley Peters	(10)Haley Peters
2-17-13	3:00 PM	*WAKE FOREST	W, 81-70	5536	(29)Tricia Liston	(12)Haley Peters
2-22-13	6:36 PM	*#19/20 FLORIDA STATE	W, 61-50	5814	(20)Elizabeth Williams	(14)Haley Peters
2-24-13	3:00 p.m.	*at #8/8 Maryland	W, 75-59	15853	(16)Elizabeth Williams	(8)Alexis Jones
2-28-13	7:05 p.m.	*at Miami	L, 65-69	1368	(17)Elizabeth Williams (17)Haley Peters	(9)Haley Peters,
3-3-13	4:00 PM	*#15/17 N.CAROLINA	W, 65-58	9314	(22)Alexis Jones	(7)Haley Peters, Richa Jackson
3-8-13	2:00 PM	^vs NC State	W, 79-65	5147	(26)Tricia Liston	(11)Tricia Liston
3-9-13	1:00 PM	^vs #23/23 Florida State	W, 72-66	8754	(17)Haley Peters	(13)Haley Peters (17)Tricia Liston
3-10-13	2:00 PM	^vs #15/17 North Carolina	W, 92-73	8166	(24)Alexis Jones (24)Elizabeth Williams	(8)Alexis Jones, Richa Jackson, Elizabeth Williams
3-24-13	12:05 PM	~HAMPTON	W, 67-51	3804	(20)Tricia Liston	(10)Haley Peters
3-26-13	7 p.m.	~OKLAHOMA STATE	W, 68-59	2683	(16)Elizabeth Williams	(13)Haley Peters
3-31-13	2:32 PM	!vs #24/25 Nebraska	W, 53-45	5687	(17)Tricia Liston	(9)Alexis Jones, Elizabeth Williams
4-2-13	7:05 PM	!vs #2/2 Notre Dame	L, 76-87	L6606	(19)Tricia Liston	(10)Haley Peters

* = ACC game

\$ = Maggie Dixon Classic in New York, N.Y.

% = Women of Troy Basketball Classic in Los Angeles, Calif.

^ = ACC Tournament in Greensboro, N.C.

~ = NCAA Tournament in Durham, N.C.

! = NCAA Tournament in Norfolk, Va.

ATTENDANCE SUMMARY	GAMES	TOTALS	AVG/GAME
HOME	16	79328	4958
AWAY	13	52903	4069
NEUTRAL	7	38930	5561
TOTAL	36	171161	4754

Overall Statistics

Record: 33-3 Home: 16-0 Away: 11-2 Neutral: 6-1

##	Player	GP	GS	TOTAL			3-PTS			FT	A	Pct	REBOUNDS				PF	DQ	AST	TO	Blk	Stl	Pts	PPG		
				Min	MPG	FG	A	Pct	FG				A	Pct	OR	DR									TR	RPG
01	Elizabeth Williams	36	32	1063	29.5	215	423	.508	0	1	.000	116	167	.695	130	134	264	7.3	63	0	45	78	107	41	546	15.2
32	Tricia Liston	36	28	1046	29.1	163	364	.448	80	172	.465	81	87	.931	50	132	182	5.1	49	0	52	72	3	35	487	13.5
12	Chelsea Gray	25	25	758	30.3	107	254	.421	22	54	.407	80	94	.851	36	96	132	5.3	45	0	136	66	3	89	316	12.6
33	Haley Peters	36	36	1083	30.1	184	363	.507	27	57	.474	43	56	.768	89	184	273	7.6	91	5	67	97	17	40	438	12.2
02	Alexis Jones	36	36	1049	29.1	127	297	.428	26	76	.342	62	78	.795	52	108	160	4.4	89	2	144	129	11	63	342	9.5
15	Richa Jackson	27	9	508	18.8	52	152	.342	5	31	.161	44	57	.772	32	58	90	3.3	39	2	10	36	4	31	153	5.7
04	Chloe Wells	31	8	617	19.9	58	138	.420	30	71	.423	13	17	.765	4	46	50	1.6	35	0	55	32	3	55	159	5.1
43	Allison Vernerey	35	6	491	14.0	51	99	.515	0	0	.000	5	28	.179	40	52	92	2.6	54	1	38	34	37	28	107	3.1
05	Sierra Moore	25	0	194	7.8	26	58	.448	0	0	.000	11	22	.500	11	13	24	1.0	21	0	12	6	2	11	63	2.5
14	Ka'lia Johnson	34	0	360	10.6	27	75	.360	2	9	.222	13	26	.500	38	59	97	2.9	30	0	11	25	0	21	69	2.0
35	Jenna Frush	15	0	31	2.1	1	5	.200	1	5	.200	0	0	.000	0	5	5	0.3	1	0	1	2	0	0	3	0.2
TM	TEAM														69	78	147	4.1			20				0	
	Total	36				1011	2228	.454	193	476	.405	468	632	.741	551	965	1516	42.1	517	10	571	597	187	414	2683	74.5
	Opponents	36				720	2111	.341	179	623	.287	321	487	.659	499	750	1249	34.7	571	-	433	731	129	302	1940	53.9

Score by Periods	1	2	OT	Total
Duke University	1286	1397	-	2683
Opponents	869	1071	-	1940

Atlantic Coast Conference Statistics

Record: 17-1 Home: 9-0 Away: 8-1 Finish: 1st

##	Player	GP	GS	TOTAL			3-PTS			FT	A	Pct	REBOUNDS				PF	DQ	AST	TO	Blk	Stl	Pts	PPG		
				Min	MPG	FG	A	Pct	FG				A	Pct	OR	DR									TR	RPG
01	Elizabeth Williams	18	18	562	31.2	112	205	.546	0	1	.000	65	92	.707	65	69	134	7.4	27	0	29	40	51	21	289	16.1
32	Tricia Liston	18	10	475	26.4	80	175	.457	37	81	.457	33	36	.917	22	49	71	3.9	25	0	21	39	2	9	230	12.8
12	Chelsea Gray	14	14	421	30.1	57	140	.407	13	36	.361	41	50	.820	22	43	65	4.6	29	0	69	38	1	54	168	12.0
33	Haley Peters	18	18	560	31.1	87	181	.481	13	32	.406	25	32	.781	45	101	146	8.1	46	1	40	60	11	18	212	11.8
02	Alexis Jones	18	18	486	27.0	53	136	.390	12	43	.279	32	42	.762	29	51	80	4.4	45	1	53	61	7	30	150	8.3
04	Chloe Wells	18	8	381	21.2	36	77	.468	20	41	.488	11	15	.733	3	33	36	2.0	23	0	26	19	2	36	103	5.7
15	Richa Jackson	17	3	298	17.5	33	92	.359	3	18	.167	27	36	.750	20	34	54	3.2	20	1	6	21	3	22	96	5.6
43	Allison Vernerey	17	1	197	11.6	16	38	.421	0	0	.000	1	11	.091	14	19	33	1.9	27	0	16	13	14	11	33	1.9
14	Ka'lia Johnson	16	0	146	9.1	8	30	.267	0	3	.000	4	8	.500	17	26	43	2.7	17	0	6	13	0	7	20	1.3
05	Sierra Moore	12	0	60	5.0	6	17	.353	0	0	.000	2	8	.250	5	7	12	1.0	4	0	3	2	0	1	14	1.2
35	Jenna Frush	8	0	14	1.8	1	1	1.000	1	1	1.000	0	0	.000	0	4	4	0.5	0	0	0	1	0	0	3	0.4
TM	TEAM														38	47	85	4.7			13				0	
	Total	18				489	1092	.448	99	256	.387	241	330	.730	280	483	763	42.4	263	3	269	320	91	209	1318	73.2
	Opponents	18				346	1051	.329	72	292	.247	157	246	.638	261	368	629	34.9	309	-	201	379	62	164	921	51.2

Score by Periods	1	2	OT	Total
Duke University	618	700	-	1318
Opponents	433	488	-	921

Miscellaneous Statistics

Date	Opponent	Result	Largest Lead				Paint		Off TOs		2nd Chance		Fastbreak		Rebounds		O. Rebounds		Bench Pts	
			Duke	Opp	Ties	LC	Duke	Opp	Duke	Opp	Duke	Opp	Duke	Opp	Duke	Opp	Duke	Opp	Duke	Opp
11/17	Presbyterian	W, 84-45	45	-	-	-	46	14	32	11	11	4	18	2	35	21	16	4	14	15
11/18	Iona	W, 100-31	69	1	-	4	56	4	40	2	21	0	18	5	56	37	19	15	30	13
11/23	Valparaiso	W, 90-45	48	1	2	4	54	10	36	12	21	6	25	5	57	28	24	11	35	18
11/25	at Xavier	W, 82-59	28	-	1	0	54	26	22	23	2	9	10	8	37	34	4	12	22	24
11/28	at Michigan	W, 71-54	21	-	-	-	30	20	24	14	7	4	8	0	32	31	9	9	10	4
12/2	California	W, 77-63	19	3	2	2	40	28	26	22	8	11	9	9	41	37	15	18	10	11
12/6	Georgia Tech	W, 85-52	33	-	-	-	54	30	25	20	20	14	16	10	55	44	22	24	19	7
12/9	vs. St. John's	W, 60-42	18	1	1	2	34	20	21	15	20	12	4	4	44	35	19	14	14	10
12/21	vs. CSU-Bakersfield	W, 97-63	36	1	2	6	58	18	30	13	21	7	20	7	41	30	17	11	29	22
12/22	at USC	W, 75-60	20	2	1	3	30	26	21	11	18	17	4	6	36	44	21	16	16	7
12/30	Monmouth	W, 73-32	46	-	-	-	40	12	28	7	14	0	14	0	55	28	18	6	22	9
1/3	at N.C. State	W, 67-57	11	3	2	4	36	18	17	7	13	6	4	9	46	35	19	13	4	21
1/6	at Boston College	W, 90-53	37	-	-	-	44	18	35	16	11	4	4	4	26	20	7	8	22	9
1/10	Clemson	W, 82-45	42	-	-	-	44	20	28	15	8	7	19	9	38	25	11	11	21	11
1/13	at Wake Forest	W, 73-44	30	1	-	1	38	32	26	12	17	6	10	12	38	30	11	9	23	9
1/16	Virginia Tech	W, 58-26	35	-	1	-	36	10	23	7	15	2	12	4	49	34	22	10	10	10
1/21	at Connecticut	L, 49-79	2	31	3	7	32	20	10	20	6	14	4	8	25	44	7	14	9	23
1/24	at Clemson	W, 60-46	16	3	4	8	22	18	27	14	12	9	6	8	41	36	18	11	28	16
1/27	Boston College	W, 80-56	28	1	0	2	34	20	22	18	11	7	16	4	47	28	16	8	22	12
1/31	Miami	W, 82-43	39	8	7	3	50	22	31	11	13	14	15	6	46	37	18	18	29	10
2/3	at North Carolina	W, 84-63	33	-	1	-	24	30	26	16	25	12	2	2	45	40	18	18	23	7
2/8	at Virginia	W, 62-41	21	9	4	2	32	26	20	7	9	8	2	6	32	42	11	21	9	6
2/11	Maryland	W, 71-56	17	2	2	2	28	14	18	15	15	15	6	7	39	41	15	17	23	8
2/14	at Virginia Tech	W, 77-33	46	-	-	-	24	10	20	11	10	7	9	2	44	25	15	10	14	12
2/17	Wake Forest	W, 81-70	13	11	5	1	24	26	19	16	19	11	10	11	46	31	18	8	41	4
2/22	Florida State	W, 61-50	20	4	5	7	28	24	18	13	9	15	11	10	51	39	19	12	15	0
2/24	at Maryland	W, 75-59	17	3	2	6	38	26	16	12	14	24	0	2	33	34	15	18	6	8
2/28	at Miami	L, 65-69	4	9	7	6	34	28	12	18	6	13	2	7	40	40	9	17	3	4
3/3	North Carolina	W, 65-58	14	6	1	4	32	30	18	20	14	19	4	3	47	48	16	28	8	14
3/8	vs. NC State	W, 79-65	15	4	1	6	20	28	18	17	20	14	2	8	42	30	14	10	18	15
3/9	vs. Florida State	W, 72-66	9	-	2	-	40	32	17	17	17	12	2	5	43	32	18	16	8	16
3/10	vs. North Carolina	W, 92-73	26	6	4	2	48	22	22	16	9	26	8	0	39	33	13	22	12	18
3/24	Hampton	W, 67-51	19	2	1	1	36	24	23	20	11	16	8	4	44	36	18	19	2	2
3/26	Oklahoma St.	W, 68-59	9	15	1	5	24	24	22	10	16	12	7	13	40	35	16	9	14	0
3/31	vs. Nebraska	W, 53-45	11	7	2	2	22	22	10	6	6	8	0	9	46	45	12	12	0	17
4/2	vs. Notre Dame	L, 76-87	9	16	4	2	44	34	9	23	21	17	4	12	40	40	16	15	13	5
TOTALS			1308	764	812	491	484	374	303	212	1,470	1204	544	472	598	362				

Other Miscellaneous Statistics (Season/Career)

Player	Individual Game Leaders										
	10+ Pts.	20+ Pts.	10+ Reb.	10+ Assists	3-Pt. Plays	Double-Doubles	Charges	First Sub	Points	Rebounds	Assists
J.Frush	-/-	-/-	-/-	-/-	-/-	-/-	-/-	-/-	-/-	-/-	-/-
C.Gray	17/60	3/6	2/3	3/7	8/21	3/6	18/35	-/5	5/13	5/8	18/56
A.Henson	-/-	-/-	-/-	-/-	-/-	-/-	-/-	-/-	-/-	-/-	-/-
R.Jackson	5/22	-/1	-/1	-/-	2/9	-/1	1/1	6/12	-/2	2/7	-/1
K.Johnson	2/2	-/-	1/1	-/-	1/3	-/-	3/4	8/8	-/-	2/2	-/-
A.Jones	14/14	2/2	1/1	1/1	5/5	2/2	7/7	-/-	3/3	5/5	15/15
T.Liston	22/48	6/13	2/3	-/-	4/15	2/3	-/-	7/18	11/23	5/7	1/2
S.Moore	1/1	-/-	-/-	-/-	1/1	-/-	-/-	-/-	-/-	-/-	-/-
H.Peters	28/57	2/4	13/15	-/-	1/4	10/11	3/9	-/13	4/11	16/26	4/4
A.Vernerey	1/25	1/3	-/4	-/-	-/12	-/3	1/19	4/25	1/5	-/8	-/-
C.Wells	7/16	-/-	-/-	-/-	2/3	-/-	2/4	9/11	1/1	-/-	3/9
E.Williams	32/60	7/10	7/15	-/-	14/17	6/11	8/13	3/3	13/23	11/30	1/2

[3/3] Duke 84, Presbyterian 45

Game 1 • November 17, 2012
Durham, N.C. (Cameron Indoor Stadium)

Box score for Game 1: Presbyterian vs Duke. Columns include FG, 3FG, FT, REB, PF, TP, A TO, B S, Min. Totals: Duke 84, Presbyterian 45.

FG's (1st half: 5-15, 33.3%; 2nd half: 11-20, 55.0%)
3FG's (1st half: 2-4, 50.0%; 2nd half: 4-9, 44.4%)
FT's (1st half: 6-12, 50.0%; 2nd half: 1-2, 50.0%)

Box score for Game 2: Duke vs Presbyterian. Columns include FG, 3FG, FT, REB, PF, TP, A TO, B S, Min. Totals: Duke 84, Presbyterian 45.

FG's (1st half: 16-32, 50.0%; 2nd half: 18-33, 54.5%)
3FG's (1st half: 2-6, 33.3%; 2nd half: 4-7, 57.1%)
FT's (1st half: 6-8, 75.0%; 2nd half: 4-5, 80.0%)

Officials: Mark Hardcastle, Taiqua Stewart, Fatou Cissoko-Stephens
Attendance: 4506 • Technical Fouls: None.

Score by Periods table for Game 2 showing 1st, 2nd, and Total scores for Duke and Presbyterian.

[3/3] Duke 100, Iona 31

Game 2 • November 18, 2011
Durham, N.C. (Cameron Indoor Stadium)

Box score for Game 2: Iona vs Duke. Columns include FG, 3FG, FT, REB, PF, TP, A TO, B S, Min. Totals: Duke 100, Iona 31.

FG's (1st half: 7-35, 20.0%; 2nd half: 4-29, 13.8%)
3FG's (1st half: 3-10, 30.0%; 2nd half: 3-11, 27.3%)
FT's (1st half: 1-2, 50.0%; 2nd half: 2-2, 100.0%)

Box score for Game 3: Duke vs Iona. Columns include FG, 3FG, FT, REB, PF, TP, A TO, B S, Min. Totals: Duke 100, Iona 31.

FG's (1st half: 24-30, 80.0%; 2nd half: 13-36, 36.1%)
3FG's (1st half: 2-4, 50.0%; 2nd half: 5-8, 62.5%)
FT's (1st half: 7-8, 87.5%; 2nd half: 12-15, 80.0%)

Officials: Wesley Dean, Karen Preato, Tom Danaher
Attendance: 4080 • Technical Fouls: None.

Score by Periods table for Game 3 showing 1st, 2nd, and Total scores for Iona and Duke.

[4/4] Duke 90, Valparaiso 45

Game 3 • November 23, 2012
Durham, N.C. (Cameron Indoor Stadium)

Box score for Game 3: Valparaiso vs Duke. Columns include FG, 3FG, FT, REB, PF, TP, A TO, B S, Min. Totals: Duke 90, Valparaiso 45.

FG's (1st half: 9-33, 27.3%; 2nd half: 9-30, 30.0%)
3FG's (1st half: 4-16, 25.0%; 2nd half: 4-14, 28.6%)
FT's (1st half: 0-0, 50.0%; 2nd half: 1-4, 25.0%)

Box score for Game 4: Duke vs Valparaiso. Columns include FG, 3FG, FT, REB, PF, TP, A TO, B S, Min. Totals: Duke 90, Valparaiso 45.

FG's (1st half: 17-29, 58.6%; 2nd half: 17-42, 40.5%)
3FG's (1st half: 3-6, 50.0%; 2nd half: 0-3, 0.0%)
FT's (1st half: 11-13, 84.6%; 2nd half: 8-12, 66.7%)

Officials: Billy Smith, Edward Sidlasky, Dawn Marsh
Attendance: 4251 • Technical Fouls: None.

Score by Periods table for Game 4 showing 1st, 2nd, and Total scores for Valparaiso and Duke.

[4/4] Duke 82, Xavier 59

Game 4 • November 25, 2012
Cincinnati, Ohio (Cintas Center)

Box score for Game 4: Xavier vs Duke. Columns include FG, 3FG, FT, REB, PF, TP, A TO, B S, Min. Totals: Duke 82, Xavier 59.

FG's (1st half: 19-29, 65.5%; 2nd half: 17-32, 53.1%)
3FG's (1st half: 4-6, 66.7%; 2nd half: 1-3, 33.3%)
FT's (1st half: 2-2, 100.0%; 2nd half: 3-4, 75.0%)

Box score for Game 5: Duke vs Xavier. Columns include FG, 3FG, FT, REB, PF, TP, A TO, B S, Min. Totals: Duke 82, Xavier 59.

FG's (1st half: 11-33, 33.3%; 2nd half: 10-31, 32.3%)
3FG's (1st half: 2-8, 25.0%; 2nd half: 5-11, 45.5%)
FT's (1st half: 3-5, 60.0%; 2nd half: 7-10, 70.0%)

Officials: Joseph Vaszily, Mark Zentz, Zachary Klein
Attendance: 1489 • Technical Fouls: None.

Score by Periods table for Game 5 showing 1st, 2nd, and Total scores for Duke and Xavier.

[4/4] Duke 71, Michigan 54

Game 5 • November 28, 2012
Ann Arbor, Mich. (Crisler Center)

Box score for Game 5: Michigan vs Duke. Columns include FG, 3FG, FT, REB, PF, TP, A TO, B S, Min. Totals: Duke 71, Michigan 54.

FG's (1st half: 14-24, 58.3%; 2nd half: 15-33, 45.5%)
3FG's (1st half: 4-5, 80.0%; 2nd half: 3-8, 37.5%)
FT's (1st half: 3-5, 60.0%; 2nd half: 3-6, 50.0%)

Box score for Game 6: Michigan vs Duke. Columns include FG, 3FG, FT, REB, PF, TP, A TO, B S, Min. Totals: Duke 71, Michigan 54.

FG's (1st half: 12-27, 44.4%; 2nd half: 9-22, 40.9%)
3FG's (1st half: 2-7, 28.6%; 2nd half: 3-7, 42.9%)
FT's (1st half: 6-10, 60.0%; 2nd half: 1-1, 100.0%)

Officials: Billy Smith, Gina Cross, Dawn Marsh
Attendance: 1515 • Technical Fouls: None.

Score by Periods table for Game 6 showing 1st, 2nd, and Total scores for Duke and Michigan.

[4/4] Duke 77, [10/11] California 63

Game 6 • December 2, 2012
Durham, N.C. (Cameron Indoor Stadium)

Box score for Game 6: California vs Duke. Columns include FG, 3FG, FT, REB, PF, TP, A TO, B S, Min. Totals: Duke 77, California 63.

FG's (1st half: 7-32, 21.9%; 2nd half: 16-32, 50.0%)
3FG's (1st half: 2-6, 33.3%; 2nd half: 4-5, 80.0%)
FT's (1st half: 4-7, 57.1%; 2nd half: 7-8, 87.5%)

Box score for Game 7: California vs Duke. Columns include FG, 3FG, FT, REB, PF, TP, A TO, B S, Min. Totals: Duke 77, California 63.

FG's (1st half: 16-33, 48.5%; 2nd half: 14-31, 45.2%)
3FG's (1st half: 2-5, 40.0%; 2nd half: 1-3, 33.3%)
FT's (1st half: 0-0, 0.0%; 2nd half: 14-16, 87.5%)

Officials: Eric Brewton, Maj Forsberg, Kevin Dillard
Attendance: 5084 • Technical Fouls: None.

Score by Periods table for Game 7 showing 1st, 2nd, and Total scores for California and Duke.

[4/4] Duke 85, Georgia Tech 52

Game 7 • December 6, 2012
Durham, N.C. (Cameron Indoor Stadium)

Box score table for Duke vs Georgia Tech, including columns for FG, 3FG, FT, REB, PF, TP, A TO, B S Min and totals.

FG's (1st half: 13-41, 31.7%; 2nd half: 9-36, 25.0%)
3FG's (1st half: 1-6, 16.7%; 2nd half: 0-14, 0.0%)
FT's (1st half: 0-1, 0.0%; 2nd half: 7-10, 70.0%)

Box score table for Duke vs Georgia Tech, including columns for FG, 3FG, FT, REB, PF, TP, A TO, B S Min and totals.

FG's (1st half: 17-34, 50.0%; 2nd half: 18-41, 43.9%)
3FG's (1st half: 2-5, 40.0%; 2nd half: 0-5, 0.0%)
FT's (1st half: 5-5, 100.0%; 2nd half: 8-13, 61.5%)

Officials: Dee Kantner, Susan Blaunich, Lawson Newton
Attendance: 4084 • Technical Fouls: None.

Score by Periods table showing 1st, 2nd, and Total scores for Georgia Tech and Duke.

[4/4] Duke 60, [-/25] St. John's 42

Game 8 • December 9, 2012
New York, N.Y. (Madison Square Garden)

Box score table for Duke vs St. John's, including columns for FG, 3FG, FT, REB, PF, TP, A TO, B S Min and totals.

FG's (1st half: 13-33, 39.4%; 2nd half: 9-26, 34.6%)
3FG's (1st half: 2-3, 66.7%; 2nd half: 1-2, 50.0%)
FT's (1st half: 8-11, 72.7%; 2nd half: 5-8, 62.5%)

Box score table for St. John's vs Duke, including columns for FG, 3FG, FT, REB, PF, TP, A TO, B S Min and totals.

FG's (1st half: 8-22, 36.4%; 2nd half: 9-31, 29.0%)
3FG's (1st half: 1-5, 20.0%; 2nd half: 2-7, 28.6%)
FT's (1st half: 4-10, 40.0%; 2nd half: 1-2, 50.0%)

Officials: Dennis DeMayo, Sue Blauch, Rachelle Jones
Attendance: 4333 • Technical Fouls: None.

Score by Periods table showing 1st, 2nd, and Total scores for Duke and St. John's.

[4/4] Duke 75, Southern Cal. 60

Game 10 • December 22, 2012
Los Angeles, Calif. (Galen Center)

Box score table for Duke vs Southern Cal., including columns for FG, 3FG, FT, REB, PF, TP, A TO, B S Min and totals.

FG's (1st half: 14-34, 41.2%; 2nd half: 13-30, 43.3%)
3FG's (1st half: 4-8, 50.0%; 2nd half: 4-4, 100.0%)
FT's (1st half: 7-8, 87.5%; 2nd half: 6-8, 75.0%)

Box score table for Southern Cal vs Duke, including columns for FG, 3FG, FT, REB, PF, TP, A TO, B S Min and totals.

FG's (1st half: 13-32, 40.6%; 2nd half: 11-28, 39.3%)
3FG's (1st half: 1-8, 12.5%; 2nd half: 1-6, 16.7%)
FT's (1st half: 3-6, 50.0%; 2nd half: 7-14, 50.0%)

Officials: Anita Ortega, Cheryl Flores, Paul Patterson
Attendance: 1382 • Technical Fouls: None.

Score by Periods table showing 1st, 2nd, and Total scores for Duke and Southern California.

[4/4] Duke 73, Monmouth 32

Game 11 • December 30, 2012
Durham, N.C. (Cameron Indoor Stadium)

Box score table for Monmouth vs Duke, including columns for FG, 3FG, FT, REB, PF, TP, A TO, B S Min and totals.

FG's (1st half: 1-25, 4.0%; 2nd half: 11-27, 40.7%)
3FG's (1st half: 0-5, 0.0%; 2nd half: 4-11, 36.4%)
FT's (1st half: 1-4, 25.0%; 2nd half: 3-7, 42.9%)

Box score table for Duke vs Monmouth, including columns for FG, 3FG, FT, REB, PF, TP, A TO, B S Min and totals.

FG's (1st half: 10-31, 32.3%; 2nd half: 17-32, 53.1%)
3FG's (1st half: 1-6, 16.7%; 2nd half: 3-5, 60.0%)
FT's (1st half: 8-12, 66.7%; 2nd half: 7-9, 77.8%)

Officials: Dee Kantner, Daryl Humphrey, Tiara Cruse
Attendance: 4594 • Technical Fouls: None.

Score by Periods table showing 1st, 2nd, and Total scores for Monmouth and Duke.

[4/4] Duke 97, CSU-Bakersfield 63

Game 9 • December 21, 2012
Los Angeles, Calif. (Galen Center)

Box score table for CSU-Bakersfield vs Duke, including columns for FG, 3FG, FT, REB, PF, TP, A TO, B S Min and totals.

FG's (1st half: 10-29, 34.5%; 2nd half: 10-26, 38.5%)
3FG's (1st half: 4-11, 36.4%; 2nd half: 6-10, 60.0%)
FT's (1st half: 3-3, 100.0%; 2nd half: 10-12, 83.3%)

Box score table for Duke vs CSU-Bakersfield, including columns for FG, 3FG, FT, REB, PF, TP, A TO, B S Min and totals.

FG's (1st half: 21-36, 58.3%; 2nd half: 17-32, 53.1%)
3FG's (1st half: 2-6, 33.3%; 2nd half: 2-5, 40.0%)
FT's (1st half: 4-10, 40.0%; 2nd half: 13-16, 81.3%)

Officials: Cathi Cornell, Darren Krzesnik, Michol Murray
Attendance: 237 • Technical Fouls: None.

Score by Periods table showing 1st, 2nd, and Total scores for CSU Bakersfield and Duke.

[3/4] Duke 67, NC State 57

Game 12 • January 3, 2013
Raleigh, N.C. (Reynolds Coliseum)

Box score table for Duke vs NC State, including columns for FG, 3FG, FT, REB, PF, TP, A TO, B S Min and totals.

FG's (1st half: 15-36, 41.7%; 2nd half: 9-25, 36.0%)
3FG's (1st half: 0-6, 0.0%; 2nd half: 2-8, 25.0%)
FT's (1st half: 1-3, 33.3%; 2nd half: 16-20, 80.0%)

Box score table for NC State vs Duke, including columns for FG, 3FG, FT, REB, PF, TP, A TO, B S Min and totals.

FG's (1st half: 9-29, 31.0%; 2nd half: 9-27, 33.3%)
3FG's (1st half: 1-8, 12.5%; 2nd half: 5-9, 55.6%)
FT's (1st half: 9-12, 75.0%; 2nd half: 6-9, 66.7%)

Officials: Susan Blauch, Joe Cunningham, Angel Stanton
Attendance: 2779 • Technical Fouls: None.

Score by Periods table showing 1st, 2nd, and Total scores for Duke and N.C. State.

[3/4] Duke 90, Boston College 53

Game 13 • January 6, 2013
Chestnut Hill, Mass. (Silvio O. Conte Forum)

Box score table for Duke vs Boston College, showing player stats like FG, 3FG, FT, REB, PF, TP, A TO, B S Min.

FG's (1st half: 23-29, 79.3%; 2nd half: 13-26, 50.0%)
3FG's (1st half: 7-8, 87.5%; 2nd half: 3-6, 50.0%)
FT's (1st half: 2-2, 100.0%; 2nd half: 6-7, 85.7%)

Box score table for BC vs Duke, showing player stats like FG, 3FG, FT, REB, PF, TP, A TO, B S Min.

FG's (1st half: 7-24, 29.2%; 2nd half: 9-21, 42.9%)
3FG's (1st half: 2-10, 20.0%; 2nd half: 3-10, 30.0%)
FT's (1st half: 4-4, 100.0%; 2nd half: 12-18, 66.7%)

Officials: Karen Preato, Denise Brooks, Tom Danaher
Attendance: 3138 • Technical Fouls: None.

Score by Periods table for Duke vs Boston College.

[4/5] Duke 82, Clemson 45

Game 14 • January 10, 2013
Durham, N.C. (Cameron Indoor Stadium)

Box score table for Duke vs Clemson, showing player stats like FG, 3FG, FT, REB, PF, TP, A TO, B S Min.

FG's (1st half: 11-27, 40.7%; 2nd half: 7-26, 26.9%)
3FG's (1st half: 4-6, 66.7%; 2nd half: 1-7, 14.3%)
FT's (1st half: 0-3, 0.0%; 2nd half: 4-7, 57.1%)

Box score table for Wake Forest vs Duke, showing player stats like FG, 3FG, FT, REB, PF, TP, A TO, B S Min.

FG's (1st half: 14-27, 51.9%; 2nd half: 19-30, 63.3%)
3FG's (1st half: 1-5, 20.0%; 2nd half: 4-8, 50.0%)
FT's (1st half: 5-7, 71.4%; 2nd half: 6-9, 66.7%)

Officials: Edward Sidlasky, Bruce Morris, Taiqua Stewart
Attendance: 4394 • Technical Fouls: None.

Score by Periods table for Duke vs Clemson.

[4/5] Duke 73, Wake Forest 44

Game 15 • January 13, 2013
Winston-Salem, N.C. (Joel Coliseum)

Box score table for Duke vs Wake Forest, showing player stats like FG, 3FG, FT, REB, PF, TP, A TO, B S Min.

FG's (1st half: 13-31, 41.9%; 2nd half: 15-27, 55.6%)
3FG's (1st half: 1-5, 20.0%; 2nd half: 4-8, 50.0%)
FT's (1st half: 6-10, 60.0%; 2nd half: 6-7, 85.7%)

Box score table for Wake Forest vs Duke, showing player stats like FG, 3FG, FT, REB, PF, TP, A TO, B S Min.

FG's (1st half: 9-23, 39.1%; 2nd half: 10-27, 37.0%)
3FG's (1st half: 1-4, 25.0%; 2nd half: 1-9, 11.1%)
FT's (1st half: 3-5, 60.0%; 2nd half: 1-7, 14.3%)

Officials: Bonita Spence, Bonnie Pettus, Joseph Vaszily
Attendance: 3127 • Technical Fouls: None.

Score by Periods table for Duke vs Wake Forest.

[4/4] Duke 58, Virginia Tech 26

Game 16 • January 16, 2013
Durham, N.C. (Cameron Indoor Stadium)

Box score table for Va. Tech vs Duke, showing player stats like FG, 3FG, FT, REB, PF, TP, A TO, B S Min.

FG's (1st half: 5-21, 23.8%; 2nd half: 7-24, 29.2%)
3FG's (1st half: 1-2, 50.0%; 2nd half: 0-5, 0.0%)
FT's (1st half: 1-3, 33.3%; 2nd half: 0-7, 0.0%)

Box score table for Duke vs Virginia Tech, showing player stats like FG, 3FG, FT, REB, PF, TP, A TO, B S Min.

FG's (1st half: 11-24, 45.8%; 2nd half: 12-41, 29.3%)
3FG's (1st half: 1-5, 20.0%; 2nd half: 1-4, 25.0%)
FT's (1st half: 6-9, 66.7%; 2nd half: 4-8, 50.0%)

Officials: Dennis DeMayo, Mark Zentz, Angelica Suffren
Attendance: 4548 • Technical Fouls: None.

Score by Periods table for Duke vs Virginia Tech.

[3/2] UConn 79, [4/4] Duke 49

Game 17 • January 21, 2013
Storrs, Conn. (Gampel Pavilion)

Box score table for UConn vs Duke, showing player stats like FG, 3FG, FT, REB, PF, TP, A TO, B S Min.

FG's (1st half: 12-34, 35.3%; 2nd half: 8-22, 36.4%)
3FG's (1st half: 3-7, 42.9%; 2nd half: 2-3, 66.7%)
FT's (1st half: 3-3, 100.0%; 2nd half: 1-4, 25.0%)

Box score table for UConn vs Duke, showing player stats like FG, 3FG, FT, REB, PF, TP, A TO, B S Min.

FG's (1st half: 12-24, 50.0%; 2nd half: 17-34, 50.0%)
3FG's (1st half: 6-13, 46.2%; 2nd half: 3-8, 37.5%)
FT's (1st half: 2-4, 50.0%; 2nd half: 10-13, 76.9%)

Officials: Dee Kantner, Bonita Spence, Eric Brewton
Attendance: 9671 • Technical Fouls: None.

Score by Periods table for UConn vs Duke.

[4/5] Duke 60, Clemson 46

Game 18 • January 24, 2013
Clemson, S.C. (Littlejohn Coliseum)

Box score table for Duke vs Clemson, showing player stats like FG, 3FG, FT, REB, PF, TP, A TO, B S Min.

FG's (1st half: 9-29, 31.0%; 2nd half: 12-33, 36.4%)
3FG's (1st half: 3-10, 30.0%; 2nd half: 2-8, 25.0%)
FT's (1st half: 1-2, 50.0%; 2nd half: 12-14, 85.7%)

Box score table for Clemson vs Duke, showing player stats like FG, 3FG, FT, REB, PF, TP, A TO, B S Min.

FG's (1st half: 9-21, 42.9%; 2nd half: 9-26, 34.6%)
3FG's (1st half: 0-3, 0.0%; 2nd half: 4-9, 44.4%)
FT's (1st half: 4-10, 40.0%; 2nd half: 2-4, 50.0%)

Officials: Dee Kantner, Norma Jones, Kevin Sparrock
Attendance: 1522 • Technical Fouls: None.

Score by Periods table for Duke vs Clemson.

Duke Tradition

Individual Honors.....	80-84
Coaching Honors.....	84
Academic Honors	85
Letterwinners.....	86-87
All-Time Jersey Numbers	88
Retired Jerseys.....	89
Year-by-Year Coaching Staffs	90
Duke in the ACC Tournament & WNIT.....	91
Duke in the NCAA Tournament.....	92
In Season Tournament Results	93
Duke in the Associated Press Rankings.....	94
Duke in the USA Today Rankings.....	95
Duke in the WNBA & ABL.....	96
International Hoops	97

Naismith Award -- National Player of the Year

Lindsey Harding (2007)

Wooden Award -- National Player of the Year

Alana Beard (2004)

State Farm Wade Trophy -- National Player of the Year

Alana Beard (2004)

Associated Press -- National Player of the Year

Alana Beard (2004)

U.S. Basketball Writers Association (USBWA) -- National Player of the Year

Alana Beard (2004)

Victor Award -- National Player of the Year

Alana Beard (2003)

ESPN.com -- National Player of the Year

Alana Beard (2004, 2003)

Lindsey Harding (2007)

U.S. Basketball Writers Association (USBWA) -- National Freshman of the Year

Alana Beard (2001)

Elizabeth Williams (2012)

Basketball Times -- National Freshman of the Year

Elizabeth Williams (2012)

ESPN.com -- National Freshman of the Year

Elizabeth Williams (2012)

WBCA -- National Defensive Player of the Year

Lindsey Harding (2007)

Sports Illustrated for Women -- National Freshman of the Year

Alana Beard (2001)

Sports Illustrated -- National Freshman of the Year

Alana Beard (2001)

Women's Basketball Journal -- National Freshman of the Year

Alana Beard (2001)

WomensCollegeHoops.com -- National Freshman of the Year

Alana Beard (2001)

CBS Sportsline -- National Freshman of the Year

Alana Beard (2001)

Frances Pomeroy Naismith Award

Lindsey Harding (2007)

Lowe's Senior Class Award

Alison Bales (2007)

Alana Beard (2004)

Joy Cheek (2010-finalist)

Monique Currie (2006-finalist)

Jasmine Thomas (2011-finalist)

Abby Warner (2009 - finalist)

Wade Trophy Finalist for National Player of the Year

Alison Bales (2007)

Alana Beard (2004, 2003)

Chante Black (2008)

Monique Currie (2006, 2005)

Lindsey Harding (2007)

Iciss Tillis (2003)

Jasmine Thomas (2010)

Naismith Finalist for National Player of the Year

Alana Beard (2004, 2003, 2002)

Monique Currie (2005)

Lindsey Harding (2007)

Georgia Schweitzer (2001)

Iciss Tillis (2004, 2003)

Jasmine Thomas (2010)

Wooden Award Finalist for National Player of the Year

Alana Beard (2004)

Monique Currie (2006, 2005)

Chelsea Gray (2013)

Lindsey Harding (2007)

Jasmine Thomas (2011, 2010)

Elizabeth Williams (2013, 2012)

Honda Award Nominee for National Player of the Year

Alana Beard (2004, 2003, 2002)

Monique Currie (2005)

Lindsey Harding (2007)

Kodak/WBCA Coaches All-America

Alana Beard (2004, 2003, 2002)

Monique Currie (2006, 2005)

Chelsea Gray (2013)

Lindsey Harding (2007)

Georgia Schweitzer (2001)

Iciss Tillis (2003)

Michele VanGorp (1999)

Associated Press All-America

Alison Bales (2007-3rd)

Alana Beard (2004-1st, 2003-1st, 2002-1st; 2001-HM)

Chante Black (2009-3rd, 2008-HM)

Monique Currie (2006-2nd, 2005-1st)

Nicole Erickson (1999-HM)

Chelsea Gray (2013-2nd, 2012-HM)

Lindsey Harding (2007-1st, 2006-HM)

Georgia Schweitzer (2001-3rd)

Iciss Tillis (2004-HM, 2003-HM, 2002-HM)

Jasmine Thomas (2011-2nd, 2010-3rd)

Michele Van Gorp (1999-3rd)

Abby Waner (2008-HM, 2007-HM)

Elizabeth Williams (2013-3rd, 2012-3rd)

John R. Wooden Award All-America

Alana Beard (2004)

Monique Currie (2006, 2005)

Lindsey Harding (2007)

United States Basketball Writers Association (USBWA) All-America

Alison Bales (2007)

Alana Beard (2004, 2003, 2002)

Chante Black (2009)

Monique Currie (2006, 2005)

Chelsea Gray (2012)

Lindsey Harding (2007)

Georgia Schweitzer (2001)

Jasmine Thomas (2010)

Women's Basketball News Service All-America

Alana Beard (2004-1st, 2003-1st; 2001-3rd)

Chris Moreland (1988-1st)

AWSF/FAST Break All-America

Sue Harnett (1991-3rd)

State Farm/Kodak WBCA District II All-America

Alison Bales (2007)
 Alana Beard (2004, 2003, 2002, 2001)
 Chante Black (2008)
 Monique Currie (2006, 2005)
 Chelsea Gray (2013, 2012)
 Tyish Hall (1996)
 Lindsey Harding (2007, 2006)
 Hilary Howard (1998)
 Katie Meier (1990)
 Chris Moreland (1988, 1986)
 Georgia Schweitzer (2001, 2000)
 Iciss Tillis (2004, 2003, 2002)
 Jasmine Thomas (2011, 2010)
 Elizabeth Williams (2013, 2012)

Basketball Times Freshman All-America

Alana Beard (2001)

WomensCollegeHoops.com Freshman All-America

Monique Currie (2002)

Women's Basketball Journal Freshman All-America

Alana Beard (2001-1st)

Basketball Yearbook Freshman All-America

Katie Meier (1986)

Women's Basketball Journal Defensive All-America

Peppi Browne (2000)
 Rochelle Parent (2001-2nd)

NCAA Final Four All-Tournament Team

Alison Bales (2006)
 Alana Beard (2003)
 Monique Currie (2006)
 Nicole Erickson (1999)
 Michele Van Gorp (1999)

NCAA All-Region

2012 (Norfolk Region)

Alexis Jones, Tricia Liston

2011 (Fresno Region)

Chelsea Gray, Elizabeth Williams

2011 (Philadelphia Region)

Karima Christmas, Jasmine Thomas

2010 (Memphis Region)

Joy Cheek, Karima Christmas, Jasmine Thomas

2008 (Oklahoma City Region)

Chante Black

2007 (Greensboro Region)

Alison Bales

2006 (Bridgeport Region)

Alison Bales - MVP, Abby Waner

2005 (Chattanooga Region)

Monique Currie, Mistie Williams

2004 (Midwest)

Alana Beard, Monique Currie

2003 (Midwest)

Alana Beard - MVP, Iciss Tillis

2002 (East)

Alana Beard - MVP, Sheana Mosch, Michele Matyasovsky

2001 (West)

Alana Beard

1999 (East)

Georgia Schweitzer - MVP, Nicole Erickson, Michele Van Gorp

1998 (West)

Peppi Browne, Nicole Erickson

ACC Athlete of the Year (Mary Garber Award)

Alana Beard (2003)
 Lindsey Harding (2007)

ACC Player of the Year

Alana Beard (2004, 2003, 2002)
 Monique Currie (2005)
 Chelsea Gray (2013 - Co-POY voted by coaches)
 Lindsey Harding (2007)
 Chris Moreland (1987)
 Georgia Schweitzer (2001, 2000)

ACC Rookie of the Year

Alana Beard (2001)
 Katie Meier (1986)
 Chris Moreland (1985)
 Elizabeth Williams (2012)

All-ACC

Alison Bales (2007-1st)
 Mistie Bass (2006-2nd, 2005-3rd, 2004-3rd)
 Alana Beard (2004-1st, 2003-1st, 2002-1st, 2001-1st)
 Chante Black (2009-1st, 2008-2nd)
 Peppi Browne (2000-1st)
 Joy Cheek (2010-3rd)
 Monique Currie (2006-1st, 2005-1st, 2004-2nd, 2002-2nd)
 Ali Day (1996-2nd, 1995-1st)
 Nicole Erickson (1999, 1998-2nd)
 Jessica Foley (2005-3rd)
 Connie Goins (1986-2nd)
 Chelsea Gray (2013-1st, 2012-1st)
 Tyish Hall (1997, 1996-2nd)
 Lindsey Harding (2007-1st, 2006-2nd, 2004-3rd)
 Sue Harnett (1991-2nd, 1989-2nd)
 Hilary Howard ('99-2nd, 1998-1st)
 Carey Kauffman (1995, 1994-2nd)
 Vicki Krapohl (2003-3rd)
 Katie Meier (1990-1st)
 Chris Moreland (1988-2nd, 1987, 1986-1st, 1985-2nd)
 Sheana Mosch (2001-3rd)
 Kira Orr (1997-2nd)
 Haley Peters (2013-2nd, 2012-3rd)
 Georgia Schweitzer (2001-1st, 2000-1st)
 Iciss Tillis (2004-1st, 2003-1st, 2002-1st)
 Jasmine Thomas (2011-1st, 2010-1st)
 Krystal Thomas (2011-3rd)
 Michele Van Gorp (1999-1st)
 Abby Waner (2008-3rd, 2007-2nd)
 Elizabeth Williams (2013-1st, 2012-1st)

All-ACC (Voted by league head coaches - started in 2012-13)

Chelsea Gray (2013-1st)
 Tricia Liston (2013-2nd)
 Elizabeth Williams (2013-1st)

ACC All-Freshman Team

Mistie Bass (2003)
 Alana Beard (2001)
 Payton Black (1996)
 Peppi Browne (1997)
 Monique Currie (2002)
 Krista Gingrich (1999)
 Chelsea Gray (2011)
 Lindsey Harding (2003)
 Alexis Jones (2013)
 Michele Matyasovsky (2000)
 Sheana Mosch (2000)
 Jennifer Scanlon (1993)
 Georgia Schweitzer (1998)
 Wanisha Smith (2005)
 Iciss Tillis (2001)
 Allison Vernerey (2010)
 Abby Waner (2006)
 Wynter Whitley (2002)
 Elizabeth Williams (2012)

ACC All-Freshman Team (Voted by league head coaches - started in 2012-13)

Alexis Jones (2013)

ACC Defensive Player of the Year

Chante Black (2009)
 Lindsey Harding (2007, 2006)
 Elizabeth Williams (2013, 2012)

ACC All-Defensive Team

Allison Bales (2007, 2005)
 Alana Beard (2004, 2003, 2002, 2001)
 Chante Black (2009)
 Peppi Browne (2000)
 Chelsea Gray (2013)
 Lindsey Harding (2007, 2006, 2004)
 Keturah Jackson (2010)
 Rochelle Parent (2002, 2001)
 Jasmine Thomas (2011)
 Iciss Tillis (2002)
 Elizabeth Williams (2013, 2012)

ACC Tournament MVP

Monique Currie (2002)
 Alexis Jones (2013)
 Georgia Schweitzer (2001)
 Jasmine Thomas (2011, 2010)
 Iciss Tillis (2004, 2003)

ACC All-Tournament Team

Alison Bales (2007-2nd)
 Mistie Bass (2004-2nd)
 Alana Beard (2004-1st, 2003-1st, 2002-1st, 2001-1st)
 Chante Black (2005-2nd)
 Payton Black (1996-2nd)
 Joy Cheek (2010-1st, 2008-2nd)
 Karima Christmas (2011-1st, 2010-1st)
 Monique Currie (2006-2nd, 2005-1st, 2004-2nd)
 Ali Day (1995-2nd)
 Nicole Erickson (1998-2nd)
 Carrem Gay (2009-1st)
 Krista Gingrich (2002-2nd)

Chelsea Gray (2012-2nd, 2011-2nd)
 Lindsey Harding (2003-2nd)
 Hilary Howard (1998-1st)
 Tricia Liston (2013-2nd)
 Michele Matyasovsky (2001-2nd)
 Katie Meier (1990)
 Chris Moreland (1985)
 Sheana Mosch (2003-2nd, 2000-2nd)
 Kira Orr (1997-1st, 1996-1st, 1995-1st)
 Rochelle Parent (2001-1st)
 Haley Peters (2013-1st)
 Lauren Rice (2000-1st)
 Georgia Schweitzer (2000-1st)
 Iciss Tillis (2002-2nd)
 Michele Van Gorp (1999-2nd)
 Abby Waner (2009-1st, 2008-1st, 2007-1st)
 Missy West (2000-2nd)
 Elizabeth Williams (2013-1st)

ACC Players of the Week

2012-13 - Tricia Liston, Elizabeth Williams, Chelsea Gray
 2011-12 - Chelsea Gray (two times)
 2010-11 - Jasmine Thomas
 2009-10 - Jasmine Thomas
 2006-07 - Alison Bales, Lindsey Harding (two times), Wanisha Smith,
 Abby Waner
 2005-06 - Monique Currie (two times), Lindsey Harding
 2004-05 - Monique Currie (two times)
 2003-04 - Mistie Bass, Iciss Tillis, Alana Beard (six times)
 2002-03 - Alana Beard (six times), Iciss Tillis (four times)
 2001-02 - Alana Beard (five times)
 2000-01 - Alana Beard, Sheana Mosch
 1999-00 - Georgia Schweitzer (two times)
 1998-99 - Nicole Erickson (three times), Michele Van Gorp
 1997-98 - Hilary Howard, Michele Van Gorp
 1996-97 - Payton Black, Tyish Hall
 1995-96 - Tyish Hall (four times)
 1994-95 - Ali Day (two times), Carey Kauffman
 1993-94 - Carey Kauffman
 1990-91 - Sue Harnett
 1989-90 - Katie Meier (two times)
 1988-89 - Sue Harnett
 1987-88 - Katie Meier, Chris Moreland
 1986-87 - Katie Meier, Chris Moreland
 1985-86 - Connie Goins
 1984-85 - Chris Moreland (two times)
 1983-84 - Maura Hertzog

► *Alana Beard holds the ACC record with 18 ACC Player of the Week Selections*

ACC Rookies of the Week

2012-13 - Alexis Jones (three times)
 2011-12 - Elizabeth Williams (nine times - Tied ACC Record)
 2010-11 - Chelsea Gray
 2009-10 - Allison Vernerey
 2007-08 - Krystal Thomas
 2006-07 - Joy Cheek
 2005-06 - Abby Waner (two times)
 2004-05 - Chante Black, Wanisha Smith (three times)
 2002-03 - Mistie Bass (two times), Jessica Foley, Lindsey Harding
 2001-02 - Monique Currie (five times), Wynter Whitley
 2000-01 - Alana Beard (seven times), Rometra Craig, Iciss Tillis (two times)
 1997-98 - Georgia Schweitzer
 1996-97 - Peppi Browne (two times)

1995-96 - Payton Black (three times), Nazrawit Medhanie
 1992-93 - Jen Scanlon
 1990-91 - Shannon Wills

*** Since 2000-01, Duke has swept the ACC Player and Rookie of the Week selections a total of nine times --*

Jan. 23, 2012 - Chelsea Gray (POW), Elizabeth Williams (ROW)
 Dec. 6, 2009 - Jasmine Thomas (POW), Allison Vernerey (ROW)
 Dec. 26, 2006 - Lindsey Harding (POW), Joy Cheek (ROW)
 March 3, 2003 - Iciss Tillis (POW), Jessica Foley (ROW)
 Dec. 9, 2002 - Alana Beard (POW), Mistie Bass (ROW)
 Feb. 25, 2002 - Alana Beard (POW), Wynter Whitley (ROW)
 Dec. 10, 2001 - Alana Beard (POW), Monique Currie (ROW)
 Jan. 29, 2001 - Sheana Mosch (POW), Iciss Tillis (ROW)
 Jan. 15, 2001 - Alana Beard (POW & ROW)

ACC Rookies of the Week - All-Time ACC List for Most in a Season

2011-12 - Elizabeth Williams, Duke (9)
 1992-93 - Tracy Conner, Wake Forest (9)
 2006-07 - Monica Wright, Virginia (8)
 1998-99 - Niesha Butler, Georgia Tech (7)
 2000-01 - Alana Beard, Duke (7)
 2010-11 - Alyssa Thomas, Maryland (7)
 1991-92 - Charlotte Smith, North Carolina (6)
 1997-98 - Tynesha Lewis, N.C. State (6)
 2001-02 - Brandi Teamer, Virginia (6)
 2002-03 - LaTangela Atkinson, North Carolina (6)

ACC All-Star Team

Windsor Coggeshall (1994)
 Tyish Hall (1994)
 Jennifer Scanlon (1993)

U.S. Olympic Festival

Payton Black (1995)
 Debbie Leonard (coach - 1987)
 Chris Moreland (1986)
 Kira Orr (1994, 1995)

NCAIAW Division I All-Star Team

Barb Krause (1981-1st)

ESPN The Magazine Shooting Guard of the Year

Alana Beard (2002)

ESPN The Magazine Power Forward of the Year

Iciss Tillis (2002 - nominee)

Robin Roberts/WBCA Broadcasting Scholarship

Lindsey Harding (2007)

Nancy Lieberman Step Up Award Nominee (Top Point Guard)

Alana Beard (2002)
 Chelsea Gray (2013 - finalist, 2012 - finalist)
 Lindsey Harding (2007 - winner, 2006, 2004)
 Georgia Schweitzer (2001)
 Jasmine Thomas (2011, 2010)

WBCA All-Star Challenge

Mistie Bass (2006)
 Alana Beard (2004)
 Monique Currie (2006)
 Georgia Schweitzer (2001)
 Iciss Tillis (2004)

Mountain Dew Three-Point Championship

Vicki Krapohl (2004)

All-Time All-Tournament Team Selections

2012 Women of Troy - Chelsea Gray - MVP, Elizabeth Williams
 2011 Junkanoo Jam - Elizabeth Williams, Chelsea Gray
 2009 Women of Troy Classic - Chante Black - MVP, Jasmine Thomas
 2008 Paradise Jam - Chante Black
 2007 Blue Sky Classic - Lindsey Harding - MVP, Abby Waner
 2006 Duke Classic - Lindsey Harding - MVP, Mistie Bass
 2006 Surf'N Slam Classic - Monique Currie - MVP, Chante Black, Mistie Williams
 2005 Sportsview.tv WNIT - Monique Currie
 2004 Duke Classic - Alana Beard - MVP, Monique Currie, Iciss Tillis
 2004 LMU Marina Beach Classic - Alana Beard - MVP, Monique Currie
 2003 South Padre Shootout - Alana Beard - MVP, Sheana Mosch, Jessica Foley
 2003 Duke Classic - Alana Beard - MVP, Iciss Tillis
 2002 Paradise Jam - Alana Beard - MVP, Iciss Tillis
 2002 Duke Classic - Alana Beard - MVP, Iciss Tillis
 2002 South Padre Shootout - Alana Beard - MVP, Sheana Mosch, Jessica Foley
 2001 Duke Classic - Alana Beard
 2000 Women's Sports Foundation Classic - Alana Beard - MVP, Georgia Schweitzer, Iciss Tillis
 2000 Duke Classic - Georgia Schweitzer - MVP, Alana Beard, Rometra Craig
 2000 Fun in the Sun Shootout - Georgia Schweitzer - MVP, Sheana Mosch
 1999 Sun Splash Shootout - Peppi Browne - MVP, Georgia Schweitzer
 1999 Duke Classic - Georgia Schweitzer - MVP, Peppi Browne
 1998 Duke Classic - Nicole Erickson - MVP, Michele Van Gorp
 1998 Nike Four in the Fall - Michele Van Gorp
 1997 State Farm Classic - Payton Black, Michele Van Gorp
 1997 Duke Classic - Nicole Erickson - MVP
 1997 San Juan Shootout - Payton Black, Michele Van Gorp
 1996 Central Fidelity Invitational - Payton Black
 1996 Duke Classic - Kira Orr - MVP, Payton Black, Peppi Browne
 1995 UNO Thanksgiving Classic - Tyish Hall - MVP, Ali Day
 1995 Duke Classic - Tyish Hall - MVP, Kira Orr, Jennifer Scanlon
 1995 ACC Big Four Classic - Tyish Hall
 1994 ODU Dial Soap Classic - Carey Kauffman, Kira Orr
 1994 Duke Classic - Jennifer Scanlon - MVP, Ali Day, Kira Orr
 1994 St. Joe's Hawk Classic - Jennifer Scanlon - MVP, Carey Kauffman
 1993 Duke Classic - Missy Anderson - MVP, Zeki Blanding
 1993 Oakland Tribune Classic - Carey Kauffman, Jennifer Scanlon
 1992 Seattle Times Husky Classic - Jennifer Scanlon
 1992 Duke Classic - Zeki Blanding
 1991 Boilermaker Classic - Robin Baker, Monika Kost
 1991 Duke Classic - Celeste Lavoie
 1991 Harvard Invitational - Monika Kost - MVP, Celeste Lavoie
 1990 USF Holiday Classic - Traci Williams - MVP, Sue Harnett
 1990 Coca-Cola Jowers Jamboree - Sue Harnett - MVP, Traci Williams
 1990 Duke Dial Soap Classic - Sue Harnett, Traci Williams
 1990 Felpausch/MSU Holiday Classic - Sue Harnett
 1989 Duke Dial Soap Classic - Katie Meier - MVP, Sue Harnett
 1989 Bowling Green Bank - Sue Harnett, Katie Meier
 1988 VCU Classic - Sue Harnett - MVP, Jenni Kraft
 1988 Duke Dial Soap Classic - Sue Harnett - MVP, Robin Baker, Jenni Kraft
 1988 Downeast Auto Classic - Sue Harnett - MVP
 1987 Anheuser Busch Tip-Off Classic - Katie Meier - MVP, Sue Harnett, Chris Moreland
 1987 Lady Friar Classic - Katie Meier - MVP, Chris Moreland
 1986 Cahill Invitational - Chris Moreland
 1984 USF Holiday Classic - Joanne Boyle, Connie Goins

McDonald's All-America

2013 - Oderah Chidom, Kendall McCravey-Cooper, Rebecca Greenwell
 2012 - Alexis Jones, Sierra Moore
 2011 - Amber Henson, Elizabeth Williams
 2010 - Chelsea Gray, Richa Jackson, Haley Peters
 2007 - Jasmine Thomas, Krystal Thomas
 2006 - Joy Cheek
 2005 - Carrem Gay, Abby Waner
 2004 - Wanisha Smith, Chante Black
 2003 - Alison Bales, Brittany Hunter
 2002 - Mistie Bass, Caitlin Howe, Brooke Smith

NCAA District III Coach of the Year

1995 - Gail Goestenkers
 1985 - Debbie Leonard

WBCA All-America

2013 - Oderah Chidom, Kendall McCravey-Cooper, Rebecca Greenwell
 2012 - Alexis Jones
 2011 - Amber Henson, Elizabeth Williams
 2010 - Chelsea Gray, Richa Jackson
 2008 - Shay Selby
 2007 - Jasmine Thomas, Krystal Thomas, Karima Christmas
 2006 - Bridgette Mitchell
 2005 - Carrem Gay, Abby Waner
 2004 - Wanisha Smith, Chante Black
 2003 - Alison Bales, Brittany Hunter
 2002 - Mistie Bass, Brooke Smith
 2001 - Monique Currie, Wynter Whitley
 2000 - Alana Beard, Iciss Tillis, Rometra Craig
 1999 - Olga Gvozdenovic, Michele Matyasovsky
 1994 - Nicole Erickson
 1993 - Windsor Coggeshall

National Coach of the Year

Naismith

2007, 2003 - Gail Goestenkers

Associated Press

2007 - Gail Goestenkers

Russell Athletic/WBCA

2007, 2003 - Gail Goestenkers

USBWA

2007 - Gail Goestenkers

GBallmag.com

2002 - Gail Goestenkers

Basketball Times

2007, 2000 - Gail Goestenkers

Victor Award

2003, 1999 - Gail Goestenkers

Naismith Finalist for Coach of the Year

2004, 2003, 2002, 2001 - Gail Goestenkers

ACC Coach of the Year

2013, 2012, 2010 - Joanne P. McCallie
 2004, 2003, 2002, 1999, 1996, 1995 - Gail Goestenkers
 1985 - Debbie Leonard

WBCA District II Coach of the Year

2004, 2003, 2002, 2001 - Gail Goestenkers

ESPN The Magazine Academic All-America

2010-11 - Jasmine Thomas (Second Team)
 2009-10 - Jasmine Thomas (Third Team)
 2006-07 - Abby Waner (First Team)

GTE/CoSIDA Academic All-America

1988 - Katie Meier (Second Team)
 1984 - Stacy Hurd (Honorable Mention)
 1983 - Stacy Hurd (Honorable Mention)

ESPN The Magazine/CoSIDA Academic All-District III

2013 - Haley Peters
 2012 - Allison Vernerey
 2011 - Jasmine Thomas
 2010 - Jasmine Thomas
 2009 - Jasmine Thomas
 2008 - Abby Waner
 2007 - Abby Waner
 2006 - Jessica Foley
 2005 - Jessica Foley
 1988 - Paula Anderson

Wallace Wade Scholarship

1997 - Ali Day
 1991 - Sue Harnett

ACC Postgraduate Scholarship

1996 - Ali Day

Kay Yow ACC Scholar-Athlete of the Year

2010-11 - Jasmine Thomas
 2009-10 - Jasmine Thomas

ACC All-Academic Team

2012-13 - Chelsea Gray, Alexis Jones, Tricia Liston, Haley Peters, Allison Vernerey
 2011-12 - Haley Peters, Kathleen Scheer, Shay Selby, Tricia Liston, Allison Vernerey, Elizabeth Williams
 2010-11 - Jasmine Thomas, Haley Peters, Kathleen Scheer, Shay Selby, Allison Vernerey
 2009-10 - Jasmine Thomas, Keturah Jackson, Bridgette Mitchell, Allison Vernerey
 2008-09 - Jasmine Thomas, Bridgette Mitchell
 2007-08 - Abby Waner
 2006-07 - Alison Bales, Abby Waner
 2005-06 - Jessica Foley
 2004-05 - Jessica Foley
 2003-04 - Vicki Krapohl
 2002-03 - Jessica Foley, Michele Matyasovsky
 2001-02 - Krista Gingrich, Michele Matyasovsky
 2000-01 - Georgia Schweitzer
 1999-00 - Krista Gingrich, Georgia Schweitzer
 1998-99 - Georgia Schweitzer
 1997-98 - Payton Black, Michele Van Gorp

ACC Honor Roll

2012-13 - Jenna Frush, Chelsea Gray, Katie Heckman, Amber Henson, Ka'lia Johnson, Alexis Jones, Tricia Liston, Sierra Moore, Haley Peters, Allison Vernerey, Elizabeth Williams
 2011-12 - Jenna Frush, Amber Henson, Richa Jackson, Allison Vernerey, Elizabeth Williams
 2010-11 - Karima Christmas, Chelsea Gray, Tricia Liston, Haley Peters, Kathleen Scheer, Shay Selby, Jasmine Thomas, Krystal Thomas, Allison Vernerey

2009-10 - Chelsea Hopkins, Bridgette Mitchell, Kathleen Scheer, Shay Selby, Jasmine Thomas, Allison Vernerey
 2008-09 - Chante Black, Joy Cheek, Carrem Gay, Chelsea Hopkins, Bridgette Mitchell, Kathleen Scheer, Jasmine Thomas, Abby Waner
 2007-08 - Chante Black, Bridgette Mitchell, Jasmine Thomas, Abby Waner, Emily Waner
 2006-07 - Alison Bales, Chante Black, Bridgette Mitchell, Abby Waner, Emily Waner
 2005-06 - Alison Bales, Jessica Foley, Abby Waner, Emily Waner, Mistie Bass
 2004-05 - Alison Bales, Jessica Foley, Caitlin Howe, Emily Waner
 2003-04 - Alison Bales, Jessica Foley, Caitlin Howe, Vicki Krapohl, Kalita Marsh
 2002-03 - Monique Currie, Jessica Foley, Caitlin Howe, Vicki Krapohl, Michele Matyasovsky, Brooke Smith
 2001-02 - Krista Gingrich, Michele Matyasovsky
 2000-01 - Krista Gingrich, Vicki Krapohl, Georgia Schweitzer, Missy West
 1999-00 - Jennifer Forte, Krista Gingrich, Rochelle Parent, Georgia Schweitzer
 1998-99 - Payton Black, Krista Gingrich, Naz Medhanie, Lauren Rice, Georgia Schweitzer
 1997-98 - Payton Black, Shaeeta Brown, Naz Medhanie, Michele Van Gorp
 1996-97 - Katie Brodnik, Shaeeta Brown, Windsor Coggeshall, Jennifer Forte, Tye Hall, Naz Medhanie
 1995-96 - Shaeeta Brown, Ali Day, Naz Medhanie
 1994-95 - Zeki Blanding, Susan Brandau, Ali Day, Carey Kauffman, Kristina Meiman
 1993-94 - Susan Brandau, Ali Day, Valerie Evans, Carey Kauffman, Kristina Meiman, Mary Ann Puckett
 1992-93 - Susan Brandau, Ali Day, Carey Kauffman
 1991-92 - Susan Brandau, Valerie Evans, Carey Kauffman, Monika Kost, Celeste Lavoie, Pamela McFarland, Heather McKaig
 1990-91 - Monica Kost
 1989-90 - Sue Harnett, Pamela McFarland, Jacki McKisson, Leigh Morgan, Teri Rodgers
 1988-89 - Sue Harnett, Katie Meier, Leigh Morgan, Teri Rodgers
 1987-88 - Paula Anderson, Dade Fletcher, Katie Meier, Leigh Morgan, Teri Rodgers
 1986-87 - Paula Anderson, Rita Kalinowski, Katie Meier, Chris Moreland, Carolyn Sonzogni
 1985-86 - Paula Anderson, Connie Goins, Kimberly Hunter, Rita Kalinowski, Katie Meier, Chris Moreland, Kathryn Radabaugh
 1984-85 - Paula Anderson, Connie Goins
 1983-84 - Connie Goins, Jo Harlow, Maura Hertzog, Stacy Hurd
 1982-83 - Connie Goins, Jo Harlow, Stacy Hurd, Margo Walsh

Missy Anderson G	1991, 92, 93, 94	Jonesville, Va.	Keturah Jackson G/F	2006, 07, 08, 09, 10	Columbia, S.C.
Paula Anderson G/F	1985, 86, 87, 88	Fairfax, Va.	Richa Jackson F	2011, 12, 13	Midwest City, Okla.
Alison Bales C	2004, 05, 06, 07	Dayton, Ohio	Brittany James F	1989	West Hempstead, N.Y.
Robin Baker G	1989, 90, 91, 92	Buhler, Kan.	Joy James	1976	
Mistie Bass C	2003, 04, 05, 06	Janesville, Wis.	Ka'lia Johnson G	2012, 13	Chester, Va.
Alana Beard G/F	2001, 02, 03, 04	Frierson, La.	Nicole Johnson G/F	1991, 92, 93, 94	Fridley, Minn.
Betsy Bergeron G	1976, 77, 78, 79	Greenwich, Conn.	Alexis Jones G	2013	Midland, Texas
Chante Black C	2005, 06, 07, 08, 09	Winston-Salem, N.C.	Takisha Jones F	1996, 97, 98, 99	Orangeburg, S.C.
Payton Black C/F	1996, 97, 98, 99	Westchester, Pa.	Rita Kalinowski C	1985, 86, 87	Smithton, Pa.
Zeki Blanding C	1992, 93, 94, 95	Springfield, Va.	Carey Kauffman G/F	1992, 93, 94, 95	Lilburn, Ga.
Joanne Boyle F	1982, 83, 84, 85	Monroeville, Pa.	Laurie Koffenberger F	1976, 77	Newark, Del.
Susan Brandau G	1992, 93, 94, 95	Lilburn, Ga.	Monika Kost F	1988, 90, 91, 92	Lindenhurst, N.Y.
Katie Brodnik F	1996, 97	Vienna, Va.	Jenni Kraft F/G	1989	Franklin, Wis.
LaNedra Brown C	2000, 01	Rochester, N.Y.	Vicki Krapohl G	2001, 02, 03, 04	Mount Pleasant, Mich.
Shaeeta Brown G	1994, 95, 97, 98	Brusly, La.	Barb Krause F	1979, 80, 81	Freeport, Maine
Peppi Browne G/F	1997, 98, 99, 00	Silver Spring, Md.	Laura Kurz G/F	2005, 06	Lower Gwynedd, Pa.
Liz Bulger C	1977, 78, 79	Rockville, Md.	Ellen Langhi F	1986, 87, 88, 89	Hopkinsville, Ky.
Tracy Carter G	1989	Shaker Heights, Ohio	Celeste Lavoie F	1991, 92	Nashua, N.H.
Joy Cheek F	2007, 08, 09, 10	Charlotte, N.C.	Laurie Layman	1976	
Jennifer Chestnut C	1981, 82, 83, 84	Alief, Texas	Sue Leonard G	1979	Park Ridge, Ill.
Karima Christmas F/G	2008, 09, 10, 11	Houston, Texas	Tricia Liston G	2011, 12, 13	River Forest, Ill.
Tracey Christopher F	1986, 87, 88, 89	Pittsburgh, Pa.	Mary Lockey G	1977, 78	Newport, N.C.
Windsor Coggeshall F	1994, 95, 96, 97	Vienna, Va.	Pam Markiewicz G	1979, 80	West Hartford, Conn.
Heather Conway C	1981	Orange, Canada	Kalita Marsh G	2004	Wilson, N.C.
Jennifer Copeland G	1982	Inman, S.C.	Kim Matthews G/F	1979, 80, 81, 82	Cincinnati, Ohio
Rometra Craig G	2001	Portola Valley, Calif.	Michele Matyasovsky F	2000, 01, 02, 03	Somerville, N.J.
Monique Currie G/F	2002, 04, 05, 06	Washington, D.C.	Tara McCarthy G	1978, 79, 80	Garden City, N.Y.
Ali Day C	1993, 94, 95, 96	Hudson, Ohio	Dana McDonald G	1990, 91, 92, 93	Milheim, Pa.
Leslie Earnhardt F	1979, 80	Rockwell, N.C.	Pam McFarland G	1989, 90, 91, 92	Ocean City, N.J.
Ruth Ellis G/F	1978	Greenville, S.C.	Jennifer McGinnis F	1995	Oak Ridge, Tenn.
Nicole Erickson G	1998, 99	Fullerton, Calif.	Heather McKaig G	1991, 92, 93	Charlotte, N.C.
Valerie Evans F	1991, 92, 93, 94	Terre Haute, Ind.	Jackie McKisson F	1990	Bloomington, Minn.
Dade Fletcher F	1988	Raleigh, N.C.	Nazrawit Medhanie G	1996, 97, 98, 99	Spanga, Sweden
Jessica Foley G	2003, 04, 05, 06	Wodonga, Victoria, Australia	Katie Meier G	1986, 87, 88, 90	Wheaton, Ill.
Jennifer Forte C	1997, 98, 99	Raleigh, N.C.	Kristina Meiman G	1992, 93, 94, 95	Louisville, Ky.
Kathy Friend F	1978	Charlottesville, Va.	Candy Mikels F	1982, 83, 84, 85	High Point, N.C.
Jenna Frush G	2012, 13	Durham, N.C.	Brittany Mitch G/F	2006, 07, 08	McLean, Va.
Carrem Gay F	2006, 07, 08, 09	New York, N.Y.	Bridgette Mitchell F/G	2007, 08, 09, 10	Trenton, N.J.
Lello Gebisa C	2000, 01	West Lafayette, Ind.	Sue Monroe F	1979, 80	Washington, D.C.
Krista Gingrich G	1999, 00, 01, 02	Lewistown, Pa.	Sierra Moore G/F	2013	Hanover, Pa.
Carol Giordano F	1978	Decatur, Ga.	Chris Moreland F	1985, 86, 87, 88	Alexandria, Va.
Connie Goins G	1983, 84, 85, 86	Frankfort, Ky.	Dana Morgan G	2004	Camden, Ark.
Chelsea Gray G	2011, 12, 13	Manteca, Calif.	Leigh Morgan G	1987, 88, 89, 90	Port Angeles, Wash.
Jeanne Griffin G	1979	Charleston, S.C.	Sheana Mosch G	2000, 01, 02, 03	Clearfield, Pa.
Olga Gvozdenovic C	2000, 01	Glenview, Ill.	Kira Orr G	1994, 95, 96, 97	Poolesville, Md.
Tyish Hall F	1994, 95, 96, 97	Centreville, Va.	Rochelle Parent F	1998, 99, 00, 01	Akron, Ohio
Lynne Hanrahan F	1986	Rockville, Md.	Haley Peters G/F	2011, 12, 13	Red Bank, N.J.
Lindsey Harding G	2003, 04, 05, 06, 07	Houston, Texas	Marcy Peterson F	1989, 90	Bowie, Ariz.
Jo Harlow F	1981, 82, 83, 84	Harrodsburg, Ky.	Mary Ann Puckett C	1994	Dowelltown, Tenn.
Sue Harnett C	1987, 88, 89, 91	Staten Island, N.Y.	Kathy Radabaugh G	1986	Doylestown, Pa.
Allison Hart F	1983, 84, 85	Peoria, Ill.	Holly Reid G/F	1980, 81	Rumson, N.J.
Maureen Hathorn F	1978	Wheaton, Md.	Lauren Rice F	1997, 98, 99, 00	Peru, Ind.
Janee Hayes F	1999, 00, 01	Washington, D.C.	Teri Rodgers G	1988, 89, 90	Libertyville, Ill.
Katie Heckman C	2013	Centennial, Colo.	Alexis Rogers G/F	2010	West Chester, Ohio
Amber Henson F	2012, 13	Tampa, Fla.	Jennifer Rokus C	1980	Leesburg, Va.
Ada Healey G/F	1981	Atlanta, Ga.	Claire Rose G/F	1980, 81, 82, 83	Bryn Mawr, Pa.
Juanita Hepburn C	1996, 97, 98	Pretoria, South Africa	Jennifer Scanlon G/F	1993, 94, 95, 96	Ballston, N.Y.
Maura Hertzog G	1982, 83, 84, 85	Allentown, Pa.	Kathleen Scheer F/G	2009, 10, 11, 12	New Haven, Mo.
Chelsea Hopkins G	2009, 10	Las Vegas, Nev.	Georgia Schweitzer G	1998, 99, 00, 01	Pataskala, Ohio
Hilary Howard G	1996, 97, 98, 99	Scarsdale, N.Y.	Shay Selby G	2009, 10, 11, 12	Cleveland, Ohio
Caitlin Howe G	2004, 05	Rochester, N.Y.	Brooke Smith C	2003	San Anselmo, Calif.
Brittany Hunter F/C	2004	Columbus, Ohio	Wanisha Smith G	2005, 06, 07, 08	Upper Marlboro, Md.
Kim Hunter G	1984, 85, 86, 87	Plainfield, N.J.	Carolyn Sonzogni G	1984, 85, 86, 87	Oradell, N.J.
Stacy Hurd F	1981, 82, 83, 84	Troy, N.Y.	Alice Steuby F	1990	St. Louis, Mo.

Sarah Sullivan C	1983, 85, 86, 87	Wynnewood, Pa.
Sigrid Taylor F/C	1977	Staten Island, N.Y.
Kathy Tenney G	1981	Buffalo, N.Y.
Jasmine Thomas G	2008, 09, 10, 11	Fairfax, Va.
Krystal Thomas C	2008, 09, 10, 11	Orlando, Fla.
Patti Thomasson G	1980, 81	Charleston, W. Va.
Ioiss Tillis F	2001, 02, 03, 04	Tulsa, Okla.
Michele Van Gorp C	1998, 99	Macomb, Mich.
Allison Vernerey C	2010, 11, 12, 13	Alsace, France
Margo Walsh G	1980, 81, 82, 83	Endwell, N.Y.
Patty Walsh G	1976, 77	Bethesda, Md.
Abby Waner G	2006, 07, 08, 09	Highlanda Ranch, Colo.
Emily Waner G	2006, 07, 08	Highlands Ranch, Colo.
Lisa Warren C	1977, 78, 79, 80	Barrington, R.I.
Susan Weeks F	1985	Clayton, Mo.
Chloe Wells G	2011, 12, 13	Colton, Calif.
Missy West G	1997, 99, 00, 01	Malone, N.Y.
Crystal White C	2001	Clinton Township, Mich.
Wynter Whitley F/C	2002, 03, 04, 05	Atlanta, Ga.
Shannon Wills F	1990, 91, 92	Pittsburgh, Pa.
Elizabeth Williams C	2012, 2013	Virginia Beach, Va.
Traci Williams G	1988, 89, 90, 91	Fayetteville, N.C.

Managers

Ben Adams - 2005, 06, 07; Gloria Ahn - 2009, 10, 11; Katy Ast - 1990; Nicole Anderson - 1991; Neil Berlin - 1996, 97, 98, 99; Arway Boker - 2004, 05, 06, 07; Lynn Bolling - 1979, 80; Harold Bost - 1988, 89, 90; Allison Breuer - 2013; Kenny Brown - 1992; Michelle Brown - 1999, 00, 01; Alexis Carter - 2008, 09, 10; Lauren Childress - 2012; Jung Inn Choi - 2005, 06, 07; Catherine Citrano - 1985; Jessica David - 2010, 11, 12; Darla DeFrance - 1994, 95, 97; Patrick Erker - 2004, 05, 06, 07; Brooke Evans - 2013; Rob Feagin - 1988; Tommy Feehan - 2005, 06, 07, 08; Jake Friedman - 2012; Ann Fields - 2009, 10; Tameika Fleming - 1999, 00, 01; Jake Friedman, 2011, 12, 13; Jill Gambling - 1985; Taylor Glymph - 2009, 10, 11, 12; Junior Gonzales - 2003, 04; Steve Gregg - 1991; Elizabeth Hall - 08; Alexis Harris - 2011; Mychal Harrison - 2000, 01; Abby Hoffman - 2013; Maya Hughes - 2004; Zanzi Huysmans - 2013; Risa Isard - 2011, 12; Erin James - 2005, 07; Jordan Jarrett - 2009, 10; Neil Johnson - 2001; Margaret Jones - 1984; Teresa Jones - 1983, 84; Kathy Kennedy - 1979, 80, 81, 82; Caroline Logue - 2005; Kalita Marsh - 2001, 02, 03; Jaime Marsanico - 98, 99, 00, 01; Paige Martin - 2006, 07; Erinn Menninger - 2013; Martha Morris - 1981, 82, 83; Susan Morris - 1981, 82, 83; P.J. Moses - 1992, 93, 94, 95; Samantha Mumma - 2008, 09, 11; Candace Murphy - 2006, 07, 08; Stephanie Louis - 2001, 02, 03, 04; Jany Lyon - 1984; Morgan Oliver - 2010, 11, 12, 13; Elisabeth Pitts - 2011; Amanda Rosen - 2006, 07; Alex Ryan - 2004; Lizette Dos Santos - 2012, 13; Justin Shapiro - 2004, 05; Margaret Skoglund - 2007, 08, 09, 10; Shani Taylor - 2005; Crystal Terry - 2012, 13; Debbie Teske - 1983; Jasmine Thompson - 2013; Toby Valentino - 1996, 97, 98, 99; Michelle Williams - 1999, 00; Sade In the Woods - 2007.

The following is a list of numbers worn by Duke women's basketball players from the 1977-78 season to the present. The names under each number are listed beginning with the most recent to wear the number.

0	Pam McFarland -1992 (partial)	22	Kristina Meiman - 1992-95	34	Payton Black - 1996-99
1	Elizabeth Williams - 2012-13		Traci Willams - 1988-91		Jennifer McGinnis - 1995
	Chelsea Hopkins - 2009-10		Maura Hertzog - 1983-1985		Dana McDonald - 1990-93
	Mistie Bass - 2003-06		Joanne Boyle - 1982		Tracy Christopher - 1986-89
2	Alexis Jones - 2013		Leslie Earnhardt - 1979-80		Jeanne Griffin - 1979
	Emily Waner - 2006-08		Stephanie Faserberg - 1978		Maureen Hathorn - 1978
3	Shay Selby - 2009-12		Brittany Mitch - 2006-08		Krystal Thomas - 2008-11
	Laura Kurz - 2004-06		Brooke Smith - 2003		Jennifer Forte - 1997-99
	Sheana Mosch - 2000-03		Lello Gebisa - 2001		Rita Kalinowski - 1986-87
	Teri Rodgers - 1988-90		Nicole Erickson - 1998-99		Susan Weeks - 1985
4	Chloe Wells - 2011-13		Zeki Blanding - 1992-95		Jo Harlow - 1981-84
	Abby Waner - 2006-09	23	Marcy Peterson - 1989-90		Margo Walsh - 1980
	Rochelle Parent - 1998-2001		Carolyn Sonzogni - 1984-87		Kathy Friend - 1979
	Pam McFarland - 1989-92 (partial)		Margo Walsh - 1982-83		Liz Bulger - 1978
	Paula Anderson - 1985-88		Kathy Tenney - 1981	35	Jenna Frush - 2012-13
5	Sierra Moore - 2013		Sue Monroe - 1979-80		Missy Ayotte - 1990
	Jasmine Thomas - 2007-10		Amy Smolens - 1978	40	Lauren Rice - 1997-2000
	Rometra Craig - 2001-02	24	Wanisha Smith - 2005-08		Nicole Johnson - 1991-94
	Nazrawit Medhanie - 1996-99		Georgia Schweitzer - 1998-2001		Ellen Langhi - 1986-89
	Heather McKaig - 1991-93		Carey Kauffman - 1992-95		Allison Hart - 1983-85
	Leigh Morgan - 1987		Sue Harnett - 1987-89, 1991		Betsy Bergeron - 1978
10	Lindsey Harding - 2003-04, 2006-07►		Joanne Boyle - 1983-85	41	Michele Matyasovsky - 2000-03
	Peppi Browne - 1997-2000		Maura Hertzog - 1982		Holly Reid - 1980
	Robin Baker - 1989-92	25	Kathleen Scheer - 2009-12		Kim Matthews - 1979
	Tara McCarthy - 1980		Jessica Foley - 2003-06	42	Sigrid Taylor - 1978
11	Chante Black - 2005-09		Olga Gvozdenovic - 2000-01		Janee Hayes - 1999-2001
	Hilary Howard - 1996-99		Tyish Hall - 1994-97		Jennifer Chestnut - 1981
	Celeste Lavoie - 1991-92		Chris Moreland - 1985-88		Lynne Hanrahan - 1986
	Sarah Sullivan - 1985-87	30	Mary Lockey - 1978		Rita Kaliwnoski - 1985
	Patti Thomasson - 1981		Katie Heckman - 2013		Stacy Hurd - 1982-84
	Pam Markiewicz - 1979-80		Monique Currie - 2002, 2004-06		Jennifer Rokus - 1980
12	Chelsea Gray - 2011-13		Missy West - 1997, 1999-2001		Ruth Ellis - 1978
	Vicki Krapohl - 2001-04		Monika Kost - 1988, 1990-92	43	Allison Vernerey - 2010-13
	Kira Orr - 1994-97		Carol Giordano - 1978		Alison Bales - 2004-07
	Leigh Morgan - 1988-89		Amber Henson - 2012-13	44	Brittany Hunter - 2004
	Patti Thomasson - 1980		Carrem Gay - 2006-09		Brittany James - 1989
	Tara McCarthy - 1978-79		Katie Brodник - 1996-97		Sarah Sullivan - 1983
13	Karima Christmas - 2008-11	31	Valerie Evans - 1991-94		Barb Krause - 1979-81
	Jennifer Scanlon - 1993-96		Jenni Kraft - 1989		Tarlough Morgan - 1978
	Alice Steuby - 1990		Kathy Radabaugh - 1986		Shannon Wills - 1992
14	Ka'lia Johnson - 2012-13		Jennifer Chestnut - 1982-84	45	Takisha Jones - 1996-99
	Candy Mikels - 1985		Holly Reid - 1981	50	Susan Weeks - 1984
15	Richa Jackson - 2011-13		Lisa Warren - 1977-80		Stacy Hurd - 1981
	Bridgette Mitchell - 2007-10		Keturah Jackson - 2007-10	52	Ali Day - 1993-96
	Windsor Coggeshall - 1994-97		Winter Whitley - 2002-05		Candy Mikels - 1982-84
	Tracy Carter - 1989		Michele Van Gorp - 1998-99		Ada Healey - 1981
	Kathy Friend - 1978		Susan Brandau - 1992-95	54	Jackie McKisson - 1990
20	Alana Beard - 2001-04►		Katie Meier - 1986-88, 1990		Kim Hunter - 1985-87
	Lello Gebisa - 2000		Margo Walsh - 1981	55	Crystal White - 2001-02
	Missy Anderson - 1991-94		Liz Bulger - 1979		Juanita Hepburn - 1996-98
	Leigh Morgan - 1990		Sue Monroe - 1978		Mary Ann Puckett - 1994
	Kim Hunter - 1985-87	32	Tricia Liston - 2011-13		
	Claire Rose - 1980-83		Alexis Rogers - 2010		Unknown numbers:
	Betsy Bergeron - 1979		Caitlin Howe - 2003-05		Joy James - 1976
21	Joy Cheek - 2007-10	33	LaNedra Brown - 2000-01		Laurie Koffenberger - 1976-77
	Krista Gingrich - 1999-2002		Shaeeeta Brown - 1994-95, 1997-98		Laurie Layman - 1976
			Dade Fletcher - 1988		Patty Walsh - 1976-77
			Connie Goins - 1983-86		
			Kim Matthews - 1980-82		
			Susan Leonard - 1979		
			Haley Peters - 2011-13		
			lciss Tillis - 2001-04		

► Indicates that number has been retired in honor of that player



20

Alana Beard
2001-04

On Jan. 24, 2004, Alana Beard became the first women's basketball player at Duke to have her jersey retired. The number 20 will hang from the rafters in Cameron Indoor Stadium and won't be worn again by a Blue Devil.

A sellout crowd of 9,314 packed Cameron Indoor Stadium to view the ceremony in a contest versus Tennessee. Beard, a native of Shreveport, La., joined the 11 men's basketball players who have had their jerseys retired.

In attendance along with Alana were her parents LeRoy and Marie Beard.

Over her career, Beard was the 2002-03 and 2003-04 National Player of the Year, a three-time ACC Player of the Year, three-time Kodak All-America, three-time Associated Press All-America, four-time All-ACC Defensive selection and we could go on and on...

Beard left Duke scoring an amazing 2,687 points, which is more than any women's player in Duke history. For her career, Beard registered averages of 19.8 points, 5.8 rebounds, 3.7 assists, 3.0 steals and hit 52.7 percent of her field goals.

Over the four years, she was selected ACC Player of the Week an ACC-record 18 times, which is 11 more than any other player in the history of the ACC. Beard was also the first player in ACC history to be named ACC Player of the Year for three straight years.



10

Lindsey Harding
2003-07

When Lindsey Harding arrived at Duke, no Blue Devil had ever had the honor of a retired jersey. She went on to watch Alana Beard's jersey be hung in the rafters in 2004 and wanted to have hers next to Beard's one day.

This dream became a reality on Jan. 20, 2008, as Harding's jersey was raised among the other great Duke Basketball players at halftime of the N.C. State game.

In attendance along with Harding was her father, Michael Harding, her mom Lillian Andrews and her stepmom Carlotta Harding.

Over her career, Harding scored 1,298 points, posted a school-record 579 assists, 565 rebounds and 261 steals.

Harding, who is from Houston, Texas, became only the second Duke player (Alana Beard) and sixth ACC player in league history to notch over 1,000 points, 500 assists, 500 rebounds and 250 steals over their career.

As a senior, Harding earned the Naismith Award and ESPN.com National Player of the Year, while also taking home the inaugural Defensive Player of the Year award from the WBCA.

A first team All-America as a senior, Harding also won the Nancy Lieberman Award as the nation's top point guard, won the ACC Player of the Year, ACC Defensive Player of the Year and earned the Frances Pomeroy Naismith Award.

Career Statistics

Alana Beard

YEAR	G-GS	MIN-AVG	FG-FGA	PCT	3P-3PA	PCT	FT-FTA	PCT	REB	AVG	PF-FO	AST	TO	BS	ST	PTS	AVG
2000-01	30-30	893-29.8	194-379	.512	10-51	.196	111-141	.787	136	4.5	86-4	113	81	30	106	509	17.0
2001-02	35-35	1164-33.1	275-481	.572	25-66	.379	119-158	.753	213	6.1	88-2	154	93	25	114	694	19.8
2002-03	37-37	1161-31.4	294-558	.527	24-85	.282	201-259	.776	256	6.9	98-0	110	87	48	104	813	22.0
2003-04	34-34	1067-31.4	242-488	.496	36-115	.313	151-194	.778	184	5.4	74-0	132	76	46	80	671	19.7
Career	136-136	4285-31.5	1005-1906	.527	95-317	.300	582-752	.774	789	5.8	346-6	509	337	149	404	2687	19.8

Lindsey Harding

YEAR	G-GS	MIN-AVG	FG-FGA	PCT	3P-3PA	PCT	FT-FTA	PCT	REB	AVG	PF-FO	AST	TO	BS	ST	PTS	AVG
2002-03	37-16	958-25.9	84-192	.438	1-13	.077	62-81	.765	145	3.9	63-1	124	59	9	68	231	6.2
2003-04	34-33	1003-29.5	83-181	.459	7-29	.241	57-87	.655	154	4.5	60-1	168	76	2	67	230	6.8
2004-05	Redshirt Season																
2005-06	35-35	1012-28.9	138-287	.481	23-56	.411	75-96	.781	130	3.7	48-1	156	84	4	75	374	10.7
2006-07	34-34	1035-30.4	169-381	.444	24-63	.381	101-135	.748	136	4.0	49-0	131	77	10	51	463	13.6
Career	140-118	4008-28.6	474-1041	.455	55-161	.342	295-399	.739	565	4.0	220-3	579	296	25	261	1298	9.3

1968-69 - Head Coaches: Lorraine Woodyard, Calla Raynor **

1969-70 - Head Coach: Calla Raynor **

1970-71 - Head Coach: Calla Raynor **

1971-72 - Head Coach: Calla Raynor **

1972-73 - Head Coach: Calla Raynor **

1973-74 - Head Coach: Calla Raynor **

1974-75 - Head Coach: Emma Jean Howard **

1975-76 - Head Coach: Emma Jean Howard

1976-77 - Head Coach: Emma Jean Howard

1977-78 - Head Coach: Debbie Leonard

1978-79 - Head Coach: Debbie Leonard
Assistant Coach: Jacki Silar

1979-80 - Head Coach: Debbie Leonard
Assistant Coach: Jacki Silar

1980-81 - Head Coach: Debbie Leonard
Assistant Coach: Jacki Silar

1981-82 - Head Coach: Debbie Leonard
Assistant Coach: Jacki Silar

1982-83 - Head Coach: Debbie Leonard
Assistant Coach: Jacki Silar

1983-84 - Head Coach: Debbie Leonard
Assistant Coaches: Jacki Silar, Nancy Frank

1984-85 - Head Coach: Debbie Leonard
Assistant Coaches: Patience V. Murphy, Jacki Silar

1985-86 - Head Coach: Debbie Leonard
Assistant Coach: Jacki Silar

1986-87 - Head Coach: Debbie Leonard
Assistant Coach: Jacki Silar

1987-88 - Head Coach: Debbie Leonard
Assistant Coaches: Sherri Pickard, Jacki Silar

1988-89 - Head Coach: Debbie Leonard
Assistant Coaches: Sherri Pickard, Jacki Silar

1989-90 - Head Coach: Debbie Leonard
Assistant Coaches: Jacki Silar, Gale Valley

1990-91 - Head Coach: Debbie Leonard
Assistant Coaches: Jacki Silar, Gale Valley

1991-92 - Head Coach: Debbie Leonard
Assistant Coaches: Jacki Silar, Gale Valley

1992-93 - Head Coach: Gail Goestenkers
Assistant Coaches: Gale Valley, Cleve Wright

1993-94 - Head Coach: Gail Goestenkers
Assistant Coaches: Joanne Boyle, Gale Valley, Lisa Zodtner

1994-95 - Head Coach: Gail Goestenkers
Assistant Coaches: Joanne Boyle, LaWaynta Dawson, Gale Valley

1995-96 - Head Coach: Gail Goestenkers
Assistant Coaches: Joanne Boyle, Shonta Tabourn, Gale Valley

1996-97 - Head Coach: Gail Goestenkers
Assistant Coaches: Joanne Boyle, Shonta Tabourn, Gale Valley

1997-98 - Head Coach: Gail Goestenkers
Assistant Coaches: Joanne Boyle, Shonta Tabourn, Gale Valley

1998-99 - Head Coach: Gail Goestenkers
Assistant Coaches: Joanne Boyle, Shonta Tabourn, Gale Valley

1999-00 - Head Coach: Gail Goestenkers
Assistant Coaches: Joanne Boyle, Shonta Tabourn, Gale Valley

2000-01 - Head Coach: Gail Goestenkers
Assistant Coaches: Joanne Boyle, Shonta Tabourn, Gale Valley

2001-02 - Head Coach: Gail Goestenkers
Assistant Coaches: Joanne Boyle, Shaeeta Brown, Gale Valley,
Georgia Schweitzer

2002-03 - Head Coach: Gail Goestenkers
Assistant Coaches: Georgia Schweitzer, Gale Valley,
LaVonda Wagner

2003-04 - Head Coach: Gail Goestenkers
Assistant Coaches: Georgia Schweitzer, Gale Valley,
LaVonda Wagner

2004-05 - Head Coach: Gail Goestenkers
Assistant Coaches: Shannon Perry, Gale Valley, LaVonda Wagner

2005-06 - Head Coach: Gail Goestenkers
Assistant Coaches: Tia Jackson, Shannon Perry, Gale Valley

2006-07 - Head Coach: Gail Goestenkers
Assistant Coaches: Tia Jackson, Shannon Perry, Gale Valley

2007-08 - Head Coach: Joanne P. McCallie
Assistant Coaches: Al Brown, Shannon Perry, Samantha Williams

2008-09 - Head Coach: Joanne P. McCallie
Assistant Coaches: Al Brown, Shannon Perry, Samantha Williams

2009-10 - Head Coach: Joanne P. McCallie
Assistant Coaches: Al Brown, Trisha Strafford-Odom,
Samantha Williams

2010-11 - Head Coach: Joanne P. McCallie
Assistant Coaches: Al Brown, Trisha Strafford-Odom,
Samantha Williams

2011-12 - Head Coach: Joanne P. McCallie
Assistant Coaches: Al Brown, Candice M. Jackson, Joy Cheek

2012-13 - Head Coach: Joanne P. McCallie
Assistant Coaches: Al Brown, Candice M. Jackson, Joy Cheek

** Women's Basketball became a varsity sport at Duke in 1975-76.

Appearances: 34 All-Time Record: 35-28 (.565)
Best Finish:
ACC Champions (2000-04, 2010-11, 2013)

1978 • Charlottesville, Va.

#7 DU vs. #2 Maryland L 39-103

1979 • Raleigh, N.C.

#6 DU vs. #3 Clemson L 56-81

1980 • College Park, Md.

#5 DU vs. #4 North Carolina L 63-85

1981 • Clemson, S.C.

#6 DU vs. #3 Maryland L 49-72

1982 • Raleigh, N.C.

#7 DU vs. #2 N.C. State L 55-69

1983 • Fayetteville, N.C.

#4 DU vs. #5 Clemson (OT) L 92-93

1984 • Fayetteville, N.C.

#6 DU vs. #3 N.C. State L 68-81

1985 • Fayetteville, N.C.

#5 DU vs. #4 Clemson W 81-76

#5 DU vs. #1 N.C. State L 57-89

1986 • Fayetteville, N.C.

#3 DU vs. #6 Wake Forest L 71-72

1987 • Fayetteville, N.C.

#4 DU vs. #5 Maryland L 62-64

1988 • Fayetteville, N.C.

#4 DU vs. #5 Clemson L 65-81

1989 • Fayetteville, N.C.

#7 DU vs. #2 N.C. State L 50-89

1990 • Fayetteville N.C.

#6 DU vs. #3 Clemson L 68-77

1991 • Fayetteville, N.C.

#5 DU vs. #4 Clemson L 58-60

1992 • Rock Hill, S.C.

#8 DU vs. #9 Wake Forest W 61-52

#8 DU vs. #1 Virginia L 55-81

1993 • Rock Hill, S.C.

#9 DU vs. #8 Wake Forest L 69-70

1994 • Rock Hill, S.C.

#4 DU vs. #5 Maryland L 45-60

1995 • Rock Hill, S.C.

#4 DU vs. #5 Clemson W 78-71

#4 DU vs. #1 Virginia W 83-82

#4 DU vs. #2 North Carolina L 70-95

1996 • Rock Hill, S.C.

#2 DU vs. #7 Wake Forest W 67-61

#2 DU vs. #3 N.C. State W 79-62

#2 DU vs. #4 Clemson# L 54-71

1997 • Charlotte, N.C.

#5 DU vs. #4 Maryland (OT) W 60-52

#5 DU vs. #1 North Carolina L 55-66

1998 • Charlotte, N.C.

#1 DU vs. #8 Georgia Tech W 100-56

#1 DU vs. #4 North Carolina L 52-56

1999 • Charlotte, N.C.

#1 DU vs. #9 Florida State W 90-57

#1 DU vs. #4 Clemson L 71-76

2000 • Greensboro, N.C.

#2 DU vs. #8 Florida State W 92-65

#2 DU vs. #6 Georgia Tech W 77-56

#2 DU vs. #5 North Carolina W 79-76

2001 • Greensboro, N.C.

#1 DU vs. #9 Wake Forest W 75-68 (OT)

#1 DU vs. #4 Florida State W 72-56

#1 DU vs. #3 N.C. State W 57-45

2002 • Greensboro, N.C.

#1 DU vs. #9 Florida State W 82-66

#1 DU vs. #4 Virginia W 71-67

#1 DU vs. #2 North Carolina W 87-80

2003 • Greensboro, N.C.

#1 DU vs. #9 Wake Forest W 64-59

#1 DU vs. #5 Georgia Tech W 76-52

#1 DU vs. #2 North Carolina W 77-59

2004 • Greensboro, N.C.

#1 DU vs. #9 Wake Forest W 77-59

#1 DU vs. #4 Maryland W 70-63

#1 DU vs. #2 North Carolina W 67-47

2005 • Greensboro, N.C.

#2 DU vs. #10 Wake Forest W 107-50

#2 DU vs. #6 Maryland W 77-44

#2 DU vs. #1 North Carolina L 67-88

2006 • Greensboro, N.C.

#2 DU vs. #7 Virginia Tech W 69-56

#2 DU vs. #3 Maryland L 70-78

2007 • Greensboro, N.C.

#1 DU vs. #8 Virginia W 79-58

#1 DU vs. #4 N.C. State L 65-70

2008 • Greensboro, N.C.

#3 DU vs. #6 Florida State W 81-67

#3 DU vs. #2 Maryland W 74-63

#3 DU vs. #1 North Carolina L 73-86

2009 • Greensboro, N.C.

#3 DU vs. #6 Virginia W 76-53

#3 DU vs. #2 Florida State W 75-57

#3 DU vs. #1 Maryland L 89-92 (OT)

2010 • Greensboro, N.C.

#1 DU vs. #9 Maryland W 66-64

#1 DU vs. #4 Georgia Tech W 67-55

#1 DU vs. #6 N.C. State W 70-60

2011 • Greensboro, N.C.

#1 DU vs. #9 Wake Forest W 79-50

#1 DU vs. #5 Georgia Tech W 74-66

#1 DU vs. #6 North Carolina W 81-66

2012 • Greensboro, N.C.

#1 DU vs. #9 N.C. State L 73-75

2013 • Greensboro, N.C.

#1 DU vs. #9 N.C. State W 79-65

#1 DU vs. #4 Florida State W 72-66

#1 DU vs. #3 North Carolina W 92-73

ACC Tournament Champions**2000 • 2001 • 2002 • 2003****2004 • 2010 • 2011 • 2013****Women's NIT****1986 • Amarillo, Texas**

vs. West Texas State W, 68-67

vs. Northwestern State L, 88-89

vs. Notre Dame L, 67-74

1987 (East Region, #7 Seed)

<u>First & Second Rounds • Durham & Piscataway</u>		
vs. Manhattan (#10 seed)	W	70-55
at Rutgers (#2 seed)	L	64-78

1995 (East Region, #5 Seed)

<u>First & Second Rounds • Tuscaloosa, Ala.</u>		
vs. Oklahoma State (#12 seed)	W	76-64
vs. #13/14 Alabama (40T) (#4 seed)	L	120-121

1996 (Midwest Region, #4 Seed)

<u>First & Second Rounds • Durham, N.C.</u>		
vs. James Madison (#13 seed)	W	85-53
vs. San Francisco (#12 seed)	L	60-64

1997 (Midwest Region, #5 Seed)

<u>First & Second Rounds • Champaign, Ill.</u>		
vs. DePaul (#12 seed)	W	70-56
vs. Illinois (#4 seed)	L	67-85

1998 (West Region, #2 Seed)

<u>First & Second Rounds • Durham, N.C.</u>		
vs. Middle Tenn. State (#15 seed)	W	92-67
vs. Louisville (#10 seed)	W	69-53

West Regional • Oakland, Calif.

vs. #13/12 Florida (#3 seed)	W	71-58
vs. Arkansas (#9 seed)	L	72-77

1999 (East Region, #3 Seed)

<u>First & Second Rounds • Durham, N.C.</u>		
vs. Holy Cross (#14 seed)	W	79-51
vs. St. Joseph's (#11 seed)	W	66-60

East Regional • Greensboro, N.C.

vs. #5/5 Old Dominion (#2 seed)	W	76-63
vs. #2/2 Tennessee (#1 seed)	W	69-63

Final Four • San Jose, Calif.

vs. #12/12 Georgia (#3 seed)	W	81-69
------------------------------	---	-------

National Championship • San Jose, Calif.

vs. #1/1 Purdue (#1 seed)	L	45-62
---------------------------	---	-------

2000 (East Region, #2 Seed)

<u>First & Second Rounds • Durham, N.C.</u>		
vs. Campbell (#15 seed)	W	71-42
vs. Western Kentucky (#10 seed)	W	90-70

East Regional • Richmond, Va.

vs. #15/12 Louisiana State (#3 seed)	L	66-79
--------------------------------------	---	-------

2001 (West Region, #1 Seed)

<u>First & Second Rounds • Durham, N.C.</u>		
vs. Univ. of Wisc.-Milw. (#16 seed)	W	96-63
vs. Arkansas (#9 seed)	W	75-54

West Regional • Spokane, Wash.

vs. #15/15 SW Missouri St. (#5 seed)	L	71-81
--------------------------------------	---	-------

2002 (East Region, #1 Seed)

<u>First & Second Rounds • Durham, N.C.</u>		
Norfolk State (#16 seed)	W	95-48
#-/25 TCU (#8 seed)	W	76-66

East Regional • Raleigh, N.C.

vs. #14/14 Texas (#4 seed)	W	62-46
vs. #13/13 South Carolina (#3 seed)	W	77-68

Final Four • San Antonio, Texas

vs. #2 Oklahoma (#1 seed)	L	71-86
---------------------------	---	-------

2003 (Midwest Region, #1 Seed)

<u>First & Second Rounds • Raleigh, N.C.</u>		
vs. Georgia State (#16 seed)	W	66-48
vs. Utah (#8 seed)	W	65-54

Midwest Regional • Albuquerque, N.M.

vs. #19/20 Georgia (#5 seed)	W	66-63
vs. #7/8 Texas Tech (#2 seed)	W	57-51

Final Four • Atlanta, Ga.

vs. #4 Tennessee (#1 seed)	L	56-66
----------------------------	---	-------

2004 (Midwest Region, #1 Seed)

<u>First & Second Rounds • Durham, N.C.</u>		
vs. Northwestern State (#16 seed)	W	103-51
vs. Marquette (#9 seed)	W	76-67

Midwest Regional • Norfolk, Va.

vs. #7/5 Louisiana Tech (#5 seed)	W	63-49
vs. #24/22 Minnesota (#7 seed)	L	75-82

2005 (Chattanooga Regional, #2 Seed)

<u>First Round • Chapel Hill, N.C.</u>		
vs. Canisius (#15 seed)	W	80-48
vs. #25/-- Boston College (#7 seed)	W	70-65

Chattanooga Region • Chattanooga, Tenn.

vs. #20/20 Georgia (#6 seed)	W	63-57
vs. #2/4 Louisiana State (#1 seed)	L	49-59

2006 (Bridgeport Regional, #1 Seed)

<u>First & Second Rounds • Norfolk, Va.</u>		
vs. Southern (#16 seed)	W	96-27
vs. Southern California (#8 seed)	W	85-51

Bridgeport Region • Bridgeport, Conn.

vs. #16/17 Michigan State (#4 Seed)	W	86-61
vs. #8/7 Connecticut (#2 Seed)	W	63-61

Final Four • Boston, Mass.

vs. #5/5 LSU (#1 Seed)	W	64-45
vs. #3/3 Maryland (OT) (#2 Seed)	L	75-78

2007 (Greensboro Regional, #1 Seed)

<u>First & Second Rounds • Raleigh, N.C.</u>		
vs. Holy Cross (#16 Seed)	W	81-44
vs. Temple (#8 Seed)	W	62-52

Greensboro Region • Greensboro, N.C.

vs. #15/18 Rutgers (#4 Seed)	L	52-53
------------------------------	---	-------

2008 (Oklahoma City Regional, #3 Seed)

<u>First & Second Rounds • College Park, Md.</u>		
vs. Murray State (#14 Seed)	W	78-57
vs. Arizona State (#6 Seed)	W	67-59

Oklahoma City Region • Oklahoma City, Okla.

vs. #8/9 Texas A&M (#2 Seed)	L	63-77
------------------------------	---	-------

2009 (Berkeley, #1 Seed)

<u>First & Second Rounds • East Lansing, Mich.</u>		
vs. Austin Peay (#16 Seed)	W	83-42
at Michigan State (#9 Seed)	L	49-63

2010 (Memphis, #2 Seed)

<u>First & Second Rounds • Durham, N.C.</u>		
vs. Hampton (#15 Seed)	W	72-37
vs. #21/-- LSU (#7 Seed)	W	60-52

Memphis Region • Memphis, Tenn.

vs. San Diego State (#11 Seed)	W	66-58
vs. #14/18 Baylor (#4 Seed)	L	48-51

2011 (Philadelphia, #2 Seed)

<u>First & Second Rounds • Durham, N.C.</u>		
vs. Tennessee-Martin (#15 Seed)	W	90-45
vs. #19/17 Marist (#10 Seed)	W	71-66

Philadelphia Region • Philadelphia, Pa.

vs. #10/12 DePaul (#3 Seed)	W	70-63
vs. #1/1 Connecticut (#1 Seed)	L	40-75

2012 (Fresno, #2 Seed)

<u>First & Second Rounds • Nashville, Tenn.</u>		
vs. Samford (#15 Seed)	W	82-47
at Vanderbilt (#7 Seed)	W	96-80

Fresno Region • Fresno, Calif.

vs. #14/21 St. John's (#3 Seed)	W	74-47
vs. #2/2 Stanford (#1 Seed)	L	69-81

2013 (Norfolk, #2 Seed)

<u>First & Second Rounds • Durham, N.C.</u>		
vs. Hampton (#15 Seed)	W	67-51
at Oklahoma State (#7 Seed)	W	68-59

Norfolk Region • Norfolk, Va.

vs. #24/25 Nebraska (#6 Seed)	W	53-45
vs. #2/2 Notre Dame (#1 Seed)	L	76-87

ACC Big Four Classic

1996-97 (Greensboro, N.C.)
Dec. 28 Rutgers W, 74-36
Dec. 29 George Wash. L, 48-54

1995-96 (Greensboro, N.C.)
Dec. 29 Kentucky W, 73-54
Dec. 30 Syracuse W, 84-40

ACC/SEC Challenge

2001-02 (Atlanta, Ga.)
Dec. 27 Tennessee L, 68-89

Auburn Holiday Classic

2004-05 (Auburn, Ala.)
Dec. 29 Rhode Island W, 89-63
Dec. 31 Auburn W, 80-61

Blockbuster Classic

2004-05 (Indianapolis, Ind.)
Dec. 18 Purdue W, 66-48

Blue Sky Classic

2006-07 (Hanover, N.H.)
Dec. 29 Dartmouth W, 77-40
Dec. 30 Boston University W, 72-42

Boilermaker Classic

1992-92 (West Lafayette, Ind.)
Dec. 28 Purdue L, 58-74
Dec. 29 Kent State W, 84-79

Bowling Green Bank

1989-90 (Bowling Green, Ky.)
Nov. 25 Illinois L, 63-68
Nov. 26 St. John's W, 95-63

Cahill Invitational

1986-87 (Jamaica, N.Y.)
Dec. 29 St. John's W, 80-63
Dec. 30 Kentucky W, 68-63

Caribbean Challenge

2009-10 (Cancun, Mexico)
Nov. 26 Western Kentucky W, 70-47
Nov. 27 Marquette W, 74-43

2006-07 (Cancun, Mexico)
Dec. 19 Bowling Green W, 55-46
Dec. 20 SMU W, 75-45
Dec. 21 Pittsburgh W, 72-51

Central Fidelity Invitational

1996-97 (Richmond, Va.)
Dec. 7 Old Dominion L, 77-89
Dec. 8 Richmond W, 89-60

Coca Cola Jowers Jamboree

1990-91 (San Marcos, Texas)
Dec. 7 San Antonio W, 71-68
Dec. 8 SW Texas State W, 68-57

DePaul Invitational

2008-09 (Chicago, Ill.)
Nov. 21 Hartford L, 51-53
Nov. 22 Southern W, 93-52

1986-87 (Chicago, Ill.)
Nov. 28 Florida W, 76-74
Nov. 29 DePaul L, 72-78

Dial Classic

1983-84 (Miami, Fla.)
Dec. 29 Providence L, 64-65
Dec. 30 Seton Hall L, 67-74

Disney Honda Elite 4 Classic

2001-02 (Orlando, Fla.)
Dec. 2 Louisiana Tech W, 76-64

1998-99 (Orlando, Fla.)
Dec. 6 Tennessee L, 60-74

Downeast Auto Classic

1988-89 (Bangor, Maine)
Nov. 25 Eastern Wash. W, 79-57
Nov. 26 San Diego W, 64-56

Duke Classic

2005-06 (Durham, N.C.)
Nov. 25 Arkansas State W, 110-56
Nov. 27 Auburn W, 69-37

2003-04 (Durham, N.C.)
Nov. 29 Stephen F. Austin W, 119-53
Nov. 30 Auburn W, 66-57

2002-03 (Durham, N.C.)
Dec. 6 Howard W, 128-53
Dec. 8 St. Joseph's W, 82-48

2001-02 (Durham, N.C.)
Nov. 24 Davidson W, 107-58
Nov. 25 South Carolina L, 81-87*

2000-01 (Durham, N.C.)
Nov. 25 Duquesne W, 97-66
Nov. 26 Toledo W, 71-41

1999-00 (Durham, N.C.)
Nov. 27 Florida A&M W, 93-38
Nov. 28 Penn State W, 63-49

1998-99 (Durham, N.C.)
Nov. 28 Villanova W, 75-47
Nov. 29 Marquette W, 91-60

1997-98 (Durham, N.C.)
Dec. 6 Ohio W, 99-59
Dec. 7 Michigan W, 64-63

1996-97 (Durham, N.C.)
Nov. 30 Illinois State W, 85-58
Dec. 1 St. Joseph's W, 63-46

1995-96 (Durham, N.C.)
Dec. 2 Delaware W, 95-50
Dec. 4 Michigan State W, 67-52

1994-95 (Durham, N.C.)
Dec. 3 Wis.-Milwaukee W, 104-34
Dec. 4 Indiana State W, 100-66

1993-94 (Durham, N.C.)
Dec. 4 American W, 104-71
Dec. 5 Miami (Ohio) W, 98-54

1992-93 (Durham, N.C.)
Dec. 4 Northeastern W, 64-53
Dec. 5 Virginia Tech W, 85-63

1991-92 (Durham, N.C.)
Dec. 6 Yale W, 60-55
Dec. 7 Seton Hall L, 60-67

1990-91 (Durham, N.C.)
Dec. 1 Harvard W, 90-76
Dec. 2 Purdue L, 58-69

1989-90 (Durham, N.C.)
Dec. 1 New Hampshire W, 82-47
Dec. 2 Boston College W, 85-64

1988-89 (Durham, N.C.)
Dec. 2 Cleveland State W, 100-60
Dec. 3 James Madison W, 80-79

Duke/Wake Forest Classic

1984-85 (Winston-Salem, N.C.)
Nov. 23 Furman W, 103-66
Nov. 24 William & Mary W, 86-48

Eastern Kentucky Tournament

1983-84 (Richmond, Va.)
Dec. 2 Toledo W, 66-59
Dec. 3 Eastern Kentucky L, 44-46

ESPN Invitational

2007-08 (Tampa, Fla.)
Nov. 15 South Florida W, 89-52

Felpausch/MSU Holiday Classic

1990-91 (Lansing, Mich.)
Nov. 24 Louisville L, 66-73
Nov. 25 Georgetown W, 80-68

Fun in the Sun Shootout

2000-01 (Cancun, Mexico)
Dec. 17 Arkansas State W, 69-45
Dec. 19 Oral Roberts W, 62-51

Harvard Invitational

1991-92 (Cambridge, Mass.)
Nov. 30 Fairfield W, 75-68
Dec. 1 Harvard W, 86-63

Jimmy V Women's Basketball Classic

2010-11 (Durham, N.C.)
Dec. 6 Texas A&M W, 61-58

2006-07 (Piscataway, N.J.)
Dec. 4 Rutgers W, 85-45

2003-04 (Raleigh, N.C.)
Nov. 23 Purdue W, 93-63

2002-03 (Raleigh, N.C.)
Nov. 24 Tennessee W, 76-55

Junkanoo Jam

2004-05 (Grand Bahamas Island, Bahamas)
Nov. 26 Stephen F. Austin W, 84-29
Nov. 27 Kansas State W, 63-51

2011-12 (Grand Bahamas Island, Bahamas)
Nov. 25 Gardner-Webb W, 97-31
Nov. 26 Notre Dame L, 54-56

Lady Friar Classic

1987-88 (Providence, R.I.)
Dec. 5 Southern Cal. W, 78-75
Dec. 6 Providence W, 87-75

LMU Marina del Rey Marriott Classic

2003-04 (Los Angeles, Calif.)
Dec. 28 Hampton W, 90-59
Dec. 29 Loyola Marymount W, 81-53

Maggie Dixon Classic

2007-08 (New York, N.Y.)
Dec. 8 Pittsburgh W, 51-49

Nike Four in the Fall

1998-99 (San Jose, Calif.)
Nov. 13 Connecticut L, 74-104
Nov. 14 Stanford W, 77-57

Oakland Tribune Classic

1993-94 (Berkeley, Calif.)
Dec. 20 Detroit Mercy W, 94-82
Dec. 21 California L, 66-72

Old Dominion Tournament

1994-95 (Norfolk, Va.)
Nov. 26 Montana W, 89-49
Nov. 27 Old Dominion L, 59-64

Paradise Jam

2007-08 (St. Thomas, USVI)
Nov. 22 Purdue W, 53-41
Nov. 23 Temple W, 64-53
Nov. 25 Connecticut L, 48-74

2002-03 (St. Thomas, USVI)
Nov. 28 Hampton W, 71-34
Nov. 29 Old Dominion W, 65-52
Nov. 30 Arkansas W, 74-72*

Preseason WNIT

2004-05 (Durham, N.C.)
Nov. 12 Davidson W, 89-69
Nov. 14 South Florida W, 82-50

2004-05 (Notre Dame, Ind.)
Nov. 17 Notre Dame L, 65-76

1999-00 (Durham, N.C.)
Nov. 15 UNC Greensboro W, 72-47
Nov. 17 Boston College L, 70-77

1995-96 (Durham, N.C.)
Nov. 15 VCU W, 93-51

1995-96 (College Station, Texas)
Nov. 17 Texas A&M L, 73-83

San Juan Shootout

1997-98 (San Juan, Puerto Rico)
Nov. 28 Detroit W, 87-65
Nov. 29 Southern Illinois W, 76-54
Nov. 30 Illinois L, 65-77

Seattle Times Husky Classic

1992-93 (Seattle, Wash.)
Dec. 27 Drake W, 71-58
Dec. 28 Washington L, 48-72

South Padre Shootout

2002-03 (South Padre Island, Texas)
Dec. 27 Detroit Mercy W, 92-52
Dec. 29 Iowa State W, 88-59

St. Joseph's Tournament

1994-95 (Philadelphia, Pa.)
Dec. 28 James Madison W, 75-63
Dec. 29 St. Joseph's W, 67-64

State Farm Tip-Off Classic

2003-04 (West Lafayette, Ind.)
Nov. 16 Texas L, 77-85

2001-02 (Durham, N.C.)
Nov. 11 Texas Tech W, 85-69

State Farm Classic

1997-98 (Gainesville, Fla.)
Dec. 28 Kent State W, 69-57
Dec. 29 Florida L, 63-70

Surf 'N Slam Classic

2005-06 (San Diego, Calif.)
Dec. 28 St. John's W, 105-57
Dec. 30 San Diego W, 119-52

Sun Splash Shootout

1999-00 (Nassau, The Bahamas)
Dec. 20 Sacramento State W, 81-45
Dec. 21 Liberty W, 66-45

Texaco-Havoline Christmas Classic

1985-86 (Villanova, Pa.)
Dec. 27 Washington L, 71-83
Dec. 28 Cheyney W, 100-56

Tip-Off Classic

1987-88 (San Jose, Calif.)
Dec. 29 San Jose State W, 86-47
Dec. 30 Purdue W, 76-71

Univ. of New Orleans Tournament

1995-96 (New Orleans, La.)
Nov. 24 Pepperdine W, 108-70
Nov. 25 Mississippi State W, 72-67

USF Holiday Classic

1990-91 (Tampa, Fla.)
Dec. 21 South Alabama W, 76-70
Dec. 22 South Florida W, 78-62

1984-85 (Tampa, Fla.)
Dec. 20 Georgetown W, 84-49
Dec. 21 Georgia Southern W, 71-65

VCU Classic

1988-89 (Richmond, Va.)
Dec. 9 Connecticut W, 83-69
Dec. 10 VCU W, 83-76

Wagner Christmas Tournament

1989-90 (Staten Island, N.Y.)
Dec. 25 Wagner W, 66-56
Dec. 28 Hofstra W, 86-48

Women of Troy Classic

2008-09 (Los Angeles, Calif.)
Dec. 19 Southern Cal. W, 97-89*
Dec. 20 Siena W, 86-41

2012-13 (Los Angeles, Calif.)
Dec. 21 CSU Bakersfield W, 97-63
Dec. 22 at Southern Cal. W, 75-60

Women's Sports Foundation Classic

2000-01 (Albuquerque, N.M.)
Nov. 10 Southern Cal. W, 80-52
Nov. 11 LSU W, 56-45

* Denotes overtime game

Duke Week-by-Week in the Associated Press Poll

Season	PS	1	2	3	4	5	6	7	8	9	10	11	12	13	14	15	16	17	18	19	Dates
1985-86	-	-	-	-	-	-	-	20	18	18	17	20	18	-	-	-	-	-	-	-	Nov. 12 - March 9
1986-87	-	-	-	-	-	-	-	-	-	-	-	-	-	-	-	-	-	-	-	-	Nov. 18 - March 10
1987-88	19	18	14	13	10	10	9	11	13	17	17	-	-	-	-	-	-	-	-	-	Nov. 23 - March 14
1988-89	-	-	-	20	19	-	20	-	-	-	-	-	-	-	-	-	-	-	-	-	Nov. 21 - March 13
1989-90	-	-	-	-	-	-	-	-	-	-	-	-	-	-	-	-	-	-	-	-	Nov. 20 - March 12
1990-91	-	-	-	-	-	-	-	-	-	-	-	-	-	-	-	-	-	-	-	-	Nov. 27 - March 13
1991-92	-	-	-	-	-	-	-	-	-	-	-	-	-	-	-	-	-	-	-	-	Nov. 27 - March 12
1992-93	-	-	-	-	-	-	-	-	-	-	-	-	-	-	-	-	-	-	-	-	Nov. 24 - March 16
1993-94	-	-	-	-	-	-	-	-	-	-	-	-	-	-	-	-	-	-	-	-	Nov. 16 - March 15
1994-95	-	-	-	-	-	-	-	-	-	25	21	14	21	22	19	22	21	20	-	-	Nov. 13 - March 14
1995-96	17	22	19	17	16	16	16	15	16	13	12	12	14	14	12	12	13	13	-	-	Nov. 14 - March 11
1996-97	16	17	16	15	17	15	13	16	14	19	24	22	20	18	22	25	25	-	-	-	Nov. 12 - March 10
1997-98	19	19	15	15	11	17	23	23	25	25	24	13	14	13	11	8	8	8	-	-	Nov. 7 - March 9
1998-99	4	6	20	16	16	17	16	17	13	12	11	9	9	7	8	8	10	10	-	-	Nov. 6 - March 8
1999-00	21	22	-	22	20	18	17	15	14	11	9	9	12	14	14	9	12	11	10	-	Nov. 9 - March 13
2000-01	5	3	3	3	3	7	6	6	5	5	5	4	4	4	7	4	5	5	-	-	Nov. 7 - March 12
2001-02	5	5	9	14	11	8	9	9	11	7	6	5	5	5	5	4	3	3	-	-	Nov. 12 - March 11
2002-03	1	1	1	1	1	1	1	1	1	1	1	1	2	2	2	2	2	2	-	-	Nov. 18 - March 17
2003-04	2	4	4	4	3	3	4	4	1	1	1	2	2	4	4	3	2	1	1	-	Nov. 17 - March 15
2004-05	6	6	10	10	3	3	3	2	2	1	1	1	3	3	3	2	6	5	7	-	Nov. 15 - March 14
2005-06	1	1	1	2	2	2	2	2	2	2	2	2	1	1	1	2	4	4	-	-	Nov. 21 - March 13
2006-07	6	6	5	5	4	4	4	3	3	3	1	1	1	1	1	1	1	1	-	-	Nov. 6 - March 12
2007-08	10	10	9	11	17	15	14	13	12	12	10	10	9	11	12	12	12	12	10	9	Nov. 12 - March 18
2008-09	8	6	12	12	11	8	6	6	5	4	4	3	4	4	7	10	8	6	-	-	Nov. 17 - March 9
2009-10	6	11	10	11	7	7	8	8	9	7	6	7	6	8	8	6	9	7	6	-	Nov. 16 - March 15
2010-11	6	6	6	5	5	4	3	3	3	3	3	3	3	5	7	9	8	6	6	-	Nov. 16 - March 14
2011-12	8	8	7	7	6	9	8	7	7	5	5	5	5	5	7	5	6	6	-	-	Oct. 29 - March 12
2012-13	3	4	4	4	4	4	4	3	4	4	4	5	5	5	5	6	5	5	-	-	Oct. 27 - March 18

**Charting Duke in the Polls
(Associated Press Only)**

Total Polls Ranked.....	361
Top 10 Rankings.....	241
Longest Consecutive Polls Ranked.....	259 ('99-'13)
Current Streak.....	259 ('99-'13)
Years Ranked	
Total Years.....	22
Consecutive Years.....	19
Current Streak.....	19
Final Poll	
Total Polls.....	18
Top 10.....	16
High Rank.....	1 (two times)
No. 1 Ranking	
Total Rankings.....	34
Most No. 1 Weeks in Succession.....	12

Weeks Ranked By Ranking

First Ranked: January 12, 1986 (No. 20)
Last Ranked: March 18, 2013 (No. 5)

Rank	Weeks
No. 1.....	34
No. 2.....	25
No. 3.....	28
No. 4.....	33
No. 5.....	32
No. 6.....	25
No. 7.....	17
No. 8.....	17
No. 9.....	16
No. 10.....	14
No. 11.....	13
No. 12.....	15
No. 13.....	10
No. 14.....	11
No. 15.....	7
No. 16.....	11
No. 17.....	12
No. 18.....	6
No. 19.....	7
No. 20.....	8
No. 21.....	4
No. 22.....	7
No. 23.....	2
No. 24.....	2
No. 25.....	5

**ACC Teams in the
AP Top 10**

*Total weeks ranked in the top 10
from 1985-86 through 2012-13*

Duke	242
Maryland	214
North Carolina	193
Virginia	154
N.C. State	128
Miami	23
Florida State	6
Clemson	2
Virginia Tech	2
Boston College	0
Wake Forest	0
Georgia Tech	0

Duke's Final Top 25 Rankings

Year	AP	Coaches
1995	20	17
1996	13	19
1998	8	7
1999	10	2
2000	10	11
2001	5	8
2002	3	4
2003	2	4
2004	1	5
2005	7	8
2006	4	2
2007	1	6
2008	9	9
2009	6	14
2010	6	6
2011	6	7
2012	6	7
2013	5	6

Duke Week-by-Week in the USA Today Coaches Poll

Season	PS	1	2	3	4	5	6	7	8	9	10	11	12	13	14	15	16	17	18	19	20
1984-85	-	-	-	-	-	-	-	-	-	-	-	-	-	-	-	-	-	-	-	-	-
1985-86	-	-	-	-	-	-	-	-	-	-	23	25	-	21	25	-	-	-	-	-	-
1986-87	-	-	-	-	-	-	-	-	-	-	-	-	-	-	-	-	-	-	-	-	-
1987-88	18	16	13	13	9	9	8	11	9	17	19	-	-	-	-	-	-	-	-	-	-
1988-89	19	21	21	23	24	-	-	25	-	-	-	-	-	-	-	-	-	-	-	-	-
1989-90	-	-	-	-	-	-	-	-	-	-	-	-	-	-	-	-	-	-	-	-	-
1990-91	-	-	-	-	-	-	-	-	-	-	-	-	-	-	-	-	-	-	-	-	-
1991-92	-	-	-	-	-	-	-	-	-	-	-	-	-	-	-	-	-	-	-	-	-
1992-93	-	-	-	-	-	-	-	-	-	-	-	-	-	-	-	-	-	-	-	-	-
1993-94	-	-	-	-	-	-	-	-	-	-	-	-	-	-	-	-	-	-	-	-	-
1994-95	-	-	-	-	-	-	-	-	-	-	21	25	25	22	25	22	17	-	-	-	-
1995-96	16	19	20	17	18	18	16	14	16	16	13	11	13	13	12	12	13	13	19	-	-
1996-97	18	18	17	16	16	14	13	17	14	18	20	21	20	17	19	22	24	-	-	-	-
1997-98	19	16	17	14	18	22	22	23	20	23	15	16	14	13	10	9	9	7	-	-	-
1998-99	4	15	16	15	19	20	19	17	16	15	13	11	7	9	9	10	11	2	-	-	-
1999-00	22	25	19	18	15	15	11	10	8	8	9	10	12	12	8	10	9	7	11	-	-
2000-01	4	3	3	3	5	5	5	5	5	5	4	4	4	4	6	4	5	5	8	-	-
2001-02	4	4	7	12	9	8	9	9	10	7	6	6	5	5	5	5	4	3	3	4	-
2002-03	1	1	1	1	1	1	1	1	1	1	1	1	2	2	2	2	2	2	1	4	-
2003-04	2	4	4	4	4	4	4	4	2	2	1	2	2	4	4	3	2	1	1	5	-
2004-05	6	6	9	9	3	3	3	2	2	1	1	4	4	4	4	3	6	8	8	8	-
2005-06	2	2	2	2	2	2	2	2	2	2	2	1	2	2	1	1	2	4	4	2	-
2006-07	6	5	5	5	4	4	4	3	3	3	1	1	1	1	1	1	1	1	1	6	-
2007-08	9	9	8	10	15	15	15	14	13	13	12	10	11	12	12	11	11	11	10	10	9
2008-09	8	5	13	14	12	12	11	11	10	10	8	6	8	10	8	11	10	8	14	-	-
2009-10	6	12	12	12	10	8	8	9	9	7	7	7	6	7	7	6	8	6	6	6	-
2010-11	5	6	6	5	4	4	3	3	3	3	3	3	5	7	7	9	7	6	6	7	-
2011-12	8	8	6	6	5	9	9	7	6	6	5	5	6	5	5	7	6	6	6	-	-
2012-13	3	4	4	4	4	4	4	4	5	4	5	4	4	4	4	6	5	5	6	-	-

Charting Duke in the Polls

(USA Today Only)

Total Polls Ranked.....	356
Top 10 Rankings.....	233
Longest Consecutive Polls Ranked.....	290 ('98-'13)
Current Streak.....	290 ('98-'13)

Years Ranked

Total Years.....	23
Consecutive Years.....	19
Current Streak.....	19

Final Poll

Total Polls.....	19
Top 10.....	14
High Rank.....	2 ('99, '06)

No. 1 Ranking

Total Rankings.....	30
Most No. 1 Weeks in Succession.....	12 ('03)

Weeks Ranked By Ranking

First Ranked: January 12, 1986 (No. 20)
 Last Ranked: April 8, 2013 (No. 6)

Rank.....	Weeks
No. 1.....	30
No. 2.....	30
No. 3.....	14
No. 4.....	42
No. 5.....	26
No. 6.....	25
No. 7.....	12
No. 8.....	20
No. 9.....	21
No. 10.....	15
No. 11.....	13
No. 12.....	13
No. 13.....	13
No. 14.....	8
No. 15.....	9
No. 16.....	11
No. 17.....	8
No. 18.....	8
No. 19.....	8
No. 20.....	6
No. 21.....	3
No. 22.....	7
No. 23.....	7
No. 24.....	1
No. 25.....	8

ACC Teams in the USA Today Top 10

Total weeks ranked in the top 10 from 1984-85 through 2012-13

Duke	254
North Carolina	189
Maryland	150
Virginia	149
N.C. State	66
Florida State	11
Miami	24
Clemson	5
Virginia Tech	0
Boston College	0
Wake Forest	0
Georgia Tech	0

Duke's WNBA Draft Picks

Year	Player	Team	Round (Pick)
2011	Jasmine Thomas	Seattle Storm	1st (12)
2011	Karima Christmas	Washington Mystics	2nd (23)
2011	Krystal Thomas	Seattle Storm	3rd (36)
2010	Joy Cheek	Indiana Fever	3rd (35)
2009	Chante Black	Connecticut Sun	1st (9)
2009	Abby Waner	New York Liberty	2nd (21)
2008	Wanisha Smith	New York Liberty	2nd (27)
2007	Lindsey Harding	Phoenix Mercury	1st (1)
2007	Alison Bales	Indiana Fever	1st (9)
2006	Monique Currie	Charlotte Sting	1st (3)
2006	Mistie Bass	Phoenix Mercury	2nd (21)
2006	Jessica Foley	Indiana Fever	3rd (38)
2004	Alana Beard	Washington Mystics	1st (2)
2004	Iciss Tillis	Detroit Shock	1st (11)
2001	Georgia Schweitzer	Miami Sol	2nd (21)
2000	Peppi Browne	Charlotte Sting	3rd (43)
1999	Michele Van Gorp	New York Liberty	2nd (18)

WNBA All-Star Selections

Alana Beard	2009, 2007, 2006, 2005
Monique Currie	2010
Lindsey Harding	2010

WNBA Finals Appearances

Alison Bales, Atlanta	2010, 2011
Karima Christmas, Indiana	2012 (Champions)
Lindsey Harding, Atlanta	2011
Michele Van Gorp, New York	1999

Duke's ABL Draft Picks

Year	Player	Team	Round (Pick)
1997	Kira Orr	Seattle Reign	4th Round

**Duke has registered three selections in each of the 2011 and 2006 WNBA Drafts

Duke on the WNBA Rosters		Lindsey Harding	
Alison Bales		Phoenix	2007 [^]
Indiana	2007-08	Minnesota	2007-08
Atlanta	2008, 2010-11	Washington	2009-10
Mistie Bass		Atlanta	2011-12
Houston	2006-08	Los Angeles	2013
Chicago	2009-10	Georgia Schweitzer	
Connecticut	2012-13	Minnesota	2001-03
Alana Beard		Wanisha Smith	
Washington	2004-11	New York	2008
Los Angeles	2012-13	Jasmine Thomas	
Chante Black		Washington	2011-12
Connecticut	2009	Atlanta	2013
Tulsa	2010, 2012	Krystal Thomas	
San Antonio	2013	Seattle/Phoenix	2011
Peppi Browne		Phoenix	2012-13
Charlotte	2000	Iciss Tillis	
Joy Cheek		Detroit	2004
Indiana	2010	New York	2006
Washington	2011	Los Angeles	2007
Karima Christmas		Detroit	2007
Washington/Tulsa	2011	Michele Van Gorp	
Tulsa	2012	New York	1999
Indiana	2012-13	Portland	2000
Monique Currie		Minnesota	2001-04
Charlotte	2006	Abby Waner	
Chicago	2007	New York	2009
Washington	2007-13	Jessica Foley	
Jessica Foley		Indiana	2006

[^] - Drafted by Phoenix and traded to Minnesota on draft day

Duke and USA Basketball have developed an excellent relationship over the years as many Blue Devils have had the privilege to wear USA on their jerseys.

Olympic Team

Gail Goestenkers (2004) - Assistant Coach - Gold Medal

Senior National Team Pool

Alana Beard (Current Member)

Lindsey Harding (Current Member)

Senior National Team

Alana Beard (2007)

Lindsey Harding (2007)

USA Select Team

Jasmine Thomas (2010)

World Championship Team

Gail Goestenkers (2002) - Assistant Coach - Gold Medal

Gail Goestenkers (2006) - Assistant Coach - Bronze Medal

Alana Beard (2006) - Bronze Medal

World University Games Team

Tricia Liston (2013) - Gold Medal

Monique Currie (2005) - Gold Medal

**Prior to the 2005 event, it was referred to as the Junior World Championship

U21 World Championship Team

Joanne P. McCallie (2007) - Head Coach - Gold Medal

Abby Waner (2007) - Gold Medal

U20 National Team

Joanne P. McCallie (2006) - Head Coach - Gold Medal

U19 World Championship Team

Alexis Jones (2011, 2013) - Gold Medal

Elizabeth Williams (2011) - Gold Medal

Jasmine Thomas (2007) - Gold Medal

Krystal Thomas (2007) - Gold Medal

Gail Goestenkers (2005) - Head Coach - Gold Medal

Abby Waner (2005) - Gold Medal

Junior Young Women National Team

Alana Beard (2003) - Gold Medal

Pan Am Team

Iciss Tillis (2003) - Silver Medal

USA World Youth Games Team

Sheana Mosch (1998)

Iciss Tillis (1998)

Junior World Championship Team

Alana Beard - (2001) - Bronze Medal; (2000) - Gold Medal

Monique Currie (2001) - Bronze Medal

Wynter Whitley (2001) - Bronze Medal

**The 2000 team was the World Championship Qualifying team

R. William Jones Cup

Peppi Browne (1998) - Gold Medal

Gail Goestenkers (1997) - Head Coach - Silver Medal

Tyish Hall (1997) - Silver Medal

Katie Meier (1990) - Bronze Medal

Kira Orr (1997) - Silver Medal

Michele Van Gorp (1997) - Silver Medal

Debbie Leonard (1988) - Assistant Coach - Silver Medal

U.S. Olympic Festival

Chris Moreland (1986-East)

Kira Orr (1995-East & 1994-South)

Debbie Leonard (1987) - Assistant Coach

French Basketball

Allison Vernerey French National Team - 2009

U19 World Championship - 2009

U18 European Championship - 2008

U16 European Championship - 2006

Australia Basketball

Jessica Foley Senior National Team - "Rice Attack" Opals

World University Games - 2007, 2005

Junior World Championship - 2003, 2001

Overseas Players Past & Present

Alison Bales	Turkey, Russia, France
Mistie Bass	Israel, Italy, France
Alana Beard	Poland, South Korea, Australia, Israel
Chante Black	China, Turkey
Payton Black	Germany, Israel
Joanne Boyle	Luxembourg/Germany
Joy Cheek	Poland
Karima Christmas	Israel
Monique Currie	Israel, Poland, Russia, Turkey
Ali Day	France, Greece
Nicole Erickson	France
Jessica Foley	Australia
Carrem Gay	Israel, France
Tye Hall	France
Lindsey Harding	Russia
Sue Harnett	Belgium
Janee Hayes	Finland
Hilary Howard	Sweden
Carey Kauffman	Spain
Ellen Langhi	Luxembourg
Celeste Lavoie	Germany
Barb Krause	Germany
Nicole Johnson	Germany
Katie Meier	Belgium
Bridgette Mitchell	France, Poland
Chris Moreland	France
Sheana Mosch	France, Turkey, Russia
Rochelle Parent	Luxembourg
Jen Scanlon	Sweden
Kathleen Scheer	Australia
Sarah Sullivan	Australia
Jasmine Thomas	Czech Republic, Russia
Krystal Thomas	France, China
Iciss Tillis	South Korea, Russia, France
Michele Van Gorp	France, Greece, Italy
Lisa Warren	France
Missy West	Germany
Wynter Whitley	Switzerland, Turkey

The Record Book

Team Records	99-103
Opponent Team Records.....	104-105
Individual Records	106-111
Freshman Records	112-113
Cameron Indoor Stadium Records	114
Cameron Indoor Stadium Year-by-Year	115
Cameron Indoor Stadium Attendance	115
Boxscores from Record-Breaking Games	116-119
NCAA Tournament Records	120-122
NCAA Tournament Boxscores	123-135
1,000 Point Scorers	136-140
Year-by-Year Leaders.....	141
All-Time Player Statistics	142-157
Year-by-Year Team/Player Statistics	158-162
Duke's 100-Point Games.....	162

High/Low Scoring Affairs

Most Points Scored in First Half by Duke

65 vs. N.C. Central,
12-28-09

Most Points Scored in Second Half by Duke

70 vs. Stephen F. Austin,
11-29-03

In a Half by Opponent

63 at Clemson, 1-9-80

In a Game by Opponent

125 at N.C. State, 1-19-78

In a Game by Both Teams

241 vs. Alabama, 3-19-95

In a Losing Effort by Duke

120 vs. Alabama, 3-19-95

In a Winning Effort by Duke

128 vs. Howard, 12-6-02

Largest Margin of Victory

89 (117-28) vs.
N.C. Central, 12-28-09

Fewest Points Scored in a Game by Duke

31 vs. East Carolina,
1-20-76

Fewest Points Allowed in a Game by Duke

24 vs. Ball State, 12-19-05

Top Win Streaks

30 2006-07
22 2001-02
20 2010-11, 2005-06,
2002-03
16 2012-13, 2004-05,
1998-99
15 2003-04, 2002-03,
1999-2000

Points

Game 128 vs. Howard, 12-6-02
Season 3,009 (35 games), 2005-06

Field Goals Made

Game 51 vs. Howard, 12-6-02
Season 1,125 (35 games), 2005-06

Field Goals Attempted

Game 97 vs. Morgan State, 11-26-93
Season 2,354 (37 games), 2002-03

Field Goal Percentage

Game 68.2 (45-66) vs. Arkansas St., 11-26-05
Season 49.8 (35 games), 2005-06

Three-Pointers Made

Game 13 - three times - most recent
at San Diego, 12-30-05
Season 213 (36 games), 1998-99

Three-Pointers Attempted

Game 30 at Illinois, 3-16-97
30 vs. Georgia Tech, 1-17-05
Season 581 (36 games), 2010-11

Three-Point Field Goal Percentage

Game 1.000 (4-4) vs. New Hampshire, 12-1-89
Season 40.6 (28 games), 1988-89

Free Throws Made

Game 40 vs. Cheyney State, 12-28-85
Season 580 (37 games), 2002-03

Free Throws Attempted

Game 49 vs. Cheyney State, 12-28-85
Season 818 (30 games), 1985-86

Free Throw Percentage

Game 1.000 (16-16) vs. Stanford, 3-26-12
Season 76.0 (35 games), 2001-02

Rebounds

Game 68 vs. Catawba, 1-10-79
Season 1,563 (36 games), 2004-05

Assists

Game 36 vs. UNC Wilmington, 12-20-11
36 at San Diego, 12-30-05
Season 717 (35 games), 2005-06

Steals

Game 31 vs. N.C. Central, 12-28-09
Season 480 (36 games), 2009-10

Blocked Shots

Game 16 at Wake Forest, 1-6-12*
16 at Ball State, 12-20-04*
Season 267 (36 games), 2004-05*
267 (35 games), 2005-06*

Miscellaneous Season Records

Most Games Played	37, 2002-03
Most Wins	35, 2002-03*
Most Losses	19, 1977-78
Best W/L Percentage946, 2002-03
Most ACC Wins	17, 2012-13+
Most ACC Losses	13, 1992-93
Fewest ACC Wins	2, 1981-82 & 1988-89
Fewest ACC Losses	0, 2001-02, 2002-03, 2006-07+
Best ACC W/L Percentage ..	1.000 (16-0), 2001-02 & 2002-03, 14-0 in 2006-07+
Most Consecutive Season Wins	30, 2006-07
Most Consecutive Season Losses	14, 1975-76
Most Consecutive ACC Wins	42, 2001-04*
Most Consecutive ACC Losses	10, 1988-89
Most Consecutive Home Wins	34, Jan. 21, 2010-Jan. 30, 2012
Most Consecutive Away Wins	26, Nov. 18, 2001-Feb. 2, 2004
Most Consecutive Home Losses	9, 1977-78
Most Consecutive Away Losses	7, 1977-78
Largest Average Winning Margin	27.7 (86.0 to 58.2), 2005-06
Largest Winning Margin in ACC Play	+23.9 in 2003-04*
Largest Average Losing Margin	-24.0 (69.6 to 45.6), 1975-76
Best Scoring Defense	51.4, 2006-07+
Fewest Points Scored	638 (14 games), 1975-76
Best Starts	30-0, 2006-07; 20-0, 2002-03, 2005-06, 2010-11; 20-1, 2000-01
Undefeated Starts	30-0, 2006-07; 20-0, 2002-03, 2005-06, 2010-11; 12-0, 1987-88
Best ACC Start	16-0, 2001-02, 2002-03, 2012-13
Average Assists	20.5 in 2005-06
Average Blocks	7.6 in 2005-06
Most Combined Free Throws Made	52 at Miami, 2-19-06
Most Combined Free Throws Attempted	70 at Miami, 2-19-06
Most Combined 3-Point Field Goals Made	23 vs. Ga. Tech, 1-17-05, at San Diego, 12-30-05
Most Combined 3-Point Field Goal Attempts	52 vs. Ga. Tech, 1-17-05

Miscellaneous Game Records

Duke Records

Most First Half Points ...	65 vs. Morgan State, 11-26-93 & Fairfield, 11-22-05
Most Second Half Points	70 vs. Stephen F. Austin, 11-29-03
Fewest First Half Points	12 at Virginia, 1-30-00
Fewest Second Half Points	15 at Maryland, 1-30-98
Highest First Half FG%	79.3% vs. Davidson, 11-24-01, at Boston College, 1-6-13
Highest Second Half FG%	76.2% at SE Louis., 12-30-88
Lowest First Half FG% ...	13.0% vs. Virginia, 2-19-97, vs. GW, 12-29-96
Lowest Second Half FG%	19.2% vs. Notre Dame, 11-26-11
Most Double-Figure Scorers	9 vs. N.C. Central, 12-28-09

Opponent Records

Most First Half Points	62 by Clemson, 1-11-78
Most Second Half Points	63 by Clemson, 1-9-80
Fewest First Half Points	3 by Monmouth, 12-30-12^
Fewest Second Half Points	6 by Catawba, 1-10-79
Highest First Half FG%	78.2% by UNCW, 12-2-80
Highest Second Half FG%	78.6% by UNC, 2-23-87
Lowest First Half FG%	4.0% by Monmouth, 12-30-12
Lowest Second Half FG%	11.5% by Davidson, 2-12-79
Most Turnovers in a Game	45 by Morgan State, 11-26-93
Highest FG Percentage in a Game	68.3% by Maryland, 2-4-89
Lowest FG Percentage in a Game ..	11.3% by Stephen F. Austin, 11-26-04

* ACC Record + Tied ACC Record ^ NCAA Record

Most Points in a Game

1.	128	vs. Howard, 12-6-2002
2.	120	at Alabama, 3-18-1995
3.	119	at San Diego, 12-30-2005
	119	vs. Stephen F. Austin, 11-29-2003
5.	117	vs. N.C. Central, 12-28-2009
	117	vs. Western Carolina, 2-9-1994
7.	116	vs. Morgan State, 11-26-1993
8.	114	vs. UNC Asheville, 11-30-1994
	114	vs. ETSU, 12-8-1992
10.	113	vs. Georgia Tech, 1-7-1999

Fewest Points in a Game

1.	36	vs. N.C. State, 2-2-1978
2.	39	vs. Maryland, 2-9-1978
3.	40	vs. Connecticut, 3-29-2011
4.	43	at Virginia, 1-24-1987
	43	at N.C. State, 1-19-1978
6.	44	at Eastern Kentucky, 12-3-1983
	44	vs. N.C. State, 1-20-1979
8.	45	vs. Connecticut, 1-30-12
	45	vs. Purdue, 3-28-1999
	45	vs. Maryland, 3-5-1994
	45	at Maryland, 2-1-1991

Most First Half Points

1.	65	vs. N.C. Central, 12-28-2009
	65	vs. Fairfield, 11-22-2005
	65	vs. Morgan State, 11-26-1993
4.	64	vs. Temple, 12-12-1998
5.	63	vs. East Carolina, 11-22-2002
6.	62	vs. Wake Forest, 3-5-2005
7.	61	vs. Florida International, 12-18-2002
8.	60	vs. Howard, 12-6-2002
9.	59	vs. Northwestern State, 12-20-2003
	59	vs. Clemson, 1-26-2011

Fewest First Half Points

1.	12	at Virginia, 1-30-2000
2.	13	at North Carolina, 1-24-2005
3.	14	vs. George Washington, 12-29-1996
4.	15	at North Carolina, 2-20-1979
5.	16	vs. East Carolina, 3-2-1978
	16	at N.C. State, 1-19-1978
	16	vs. Maryland, 2-12-1981
	16	vs. Maryland, 2-9-1978
9.	17	Four tied - most recent
		vs. Hartford, 11-21-2008

Most Second Half Points

1.	70	vs. Stephen F. Austin, 11-29-2003
2.	68	vs. Howard, 12-6-2002
3.	64	vs. Maryland, 1-23-2003
	64	vs. ETSU, 12-8-1992
	64	vs. UNC Asheville, 12-11-1991
6.	63	vs. Houston Baptist, 11-13-2009
	63	vs. Furman, 11-23-1984
8.	62	vs. Indiana State, 12-4-1994
9.	61	Four tied - most recent
		at San Diego, 12-30-2005

Fewest Second Half Points

1.	15	at Maryland, 1-30-1998
2.	16	vs. N.C. State, 2-2-1978
3.	18	vs. Notre Dame, 11-26-11
	18	vs. North Carolina, 12-3-1981
	18	vs. Georgia Tech, 11-27-1981
	18	vs. N.C. State, 1-20-1979
7.	19	at Connecticut, 1-21-2013
	19	vs. Louisiana State, 3-28-2005
9.	20	vs. Connecticut, 1-18-2010
	20	at N.C. State, 1-13-1993
	20	at Clemson, 1-28-1991
	20	vs. Clemson, 2-8-1989

Largest Halftime Lead

1.	56	vs. N.C. Central, 12-28-2009
2.	52	vs. Temple, 12-12-1998
3.	48	vs. Ball State, 12-19-2005
4.	47	vs. Clemson, 1-26-2011
5.	44	vs. Morgan State, 11-26-1993
6.	43	vs. East Carolina, 11-22-2002
7.	42	vs. Fairfield, 11-22-2005
8.	40	vs. Holy Cross, 1-4-2005
9.	39	vs. Iona, 11-18-2012
	39	vs. Iona, 11-18-2012

Largest Halftime Deficit

1.	34	vs. East Carolina, 3-2-1978
2.	30	vs. Virginia, 2-19-1997
3.	27	vs. N.C. State, 1-20-1979
4.	26	vs. N.C. State, 2-6-1991
	26	at Connecticut, 1-31-2011
6.	25	at Clemson, 1-9-1980
7.	23	vs. Virginia, 2-1-1992
	23	vs. Virginia, 1-5-1991
9.	22	vs. Clemson, 1-10-1992
	22	vs. N.C. State, 1-24-1984
	22	vs. Maryland, 1-18-1979

Highest Field Goal Percentage

1.	68.2	vs. Arkansas State, 11-25-2005
2.	67.6	vs. Stephen F. Austin, 11-29-2003
3.	67.2	vs. Davidson, 11-24-2001
4.	66.7	vs. Temple, 12-12-1998
5.	66.0	at Georgia Tech, 1-27-1997
6.	65.6	at Vanderbilt, 3-20-2012
7.	65.5	at Boston College, 1-6-2013
8.	64.5	vs. UW-Milwaukee, 3-17-2001
9.	64.3	at San Diego, 12-30-2005
	64.3	vs. Duquesne, 11-25-2000

Lowest Field Goal Percentage

1.	22.2	at Clemson, 1-29-1990
2.	23.1	vs. Baylor, 3-29-2010
3.	23.3	at North Carolina, 1-24-2005
4.	24.5	at George Washington, 12-29-1996
5.	24.6	vs. Connecticut, 1-30-2012
	24.6	at Wake Forest, 2-16-1991
7.	25.0	at Maryland, 2-9-1978
8.	25.4	vs. Connecticut, 3-29-2011
9.	26.1	vs. Kentucky, 1-4-2011
10.	26.2	vs. N.C. State, 2-2-1978

Highest First Half Field Goal Percentage

1.	79.3	at Boston College, 1-6-2013
	79.3	vs. Davidson, 11-24-2001
3.	70.9	vs. Cheyney, 11-26-1985
4.	69.7	at UNC Asheville, 11-29-1995
5.	69.4	vs. Temple, 12-12-1998
6.	68.4	vs. Wake Forest, 3-5-2005
	68.4	vs. Peace College, 1-26-1979
8.	68.0	vs. Florida State, 2-26-1999
	68.0	vs. Georgia Southern, 12-21-1984
10.	67.9	at Georgia Tech, 1-18-2012
	67.9	at Georgia Tech, 1-11-1986
	67.9	vs. N.C. A&T, 2-27-1984

Lowest First Half Field Goal Percentage

1.	13.0	vs. Virginia, 2-19-1997
	13.0	vs. George Washington, 12-29-1996
3.	15.6	at Connecticut, 1-31-2011
4.	16.7	at North Carolina, 1-24-2005
5.	18.2	at Virginia, 1-30-2000
6.	19.4	at N.C. State, 1-19-1978
7.	20.0	vs. Virginia, 2-1-1992
8.	21.2	at Clemson, 1-29-1990
9.	21.9	at Connecticut, 1-3-2004
	21.9	vs. Connecticut, 2-1-2003

Highest Second Half Field Goal Percentage

1.	76.2	at SE Louisiana, 12-30-1988
2.	75.0	vs. Duquesne, 11-25-2000
3.	74.2	vs. Wake Forest, 1-2-2006
4.	73.1	at Georgia Tech, 1-27-1997
5.	73.0	vs. Wisconsin-Green Bay, 1-2-1991
	73.0	vs. N.C. Central, 11-20-1984
7.	72.7	vs. N.C. State, 1-21-1987
8.	72.0	vs. Virginia, 2-10-2006
	72.0	vs. Oklahoma State, 3-16-1995
10.	71.4	vs. Norfolk State, 3-15-2002

Lowest Second Half Field Goal Percentage

1.	19.2	vs. Notre Dame, 11-26-2011
2.	19.4	at Old Dominion, 11-27-1994
	19.4	at Virginia, 2-4-1984
4.	20.0	vs. Connecticut, 1-30-2012
5.	21.1	vs. Old Dominion, 1-21-1989
6.	21.2	vs. Wake Forest, 2-16-1991
7.	21.6	vs. North Carolina, 2-22-1980
8.	21.9	vs. Baylor, 3-29-2010
9.	22.2	at Virginia, 2-22-1998
10.	23.3	at Clemson, 1-29-1990

Most Total Rebounds

1.	68	vs. Catawba, 1-10-1979
2.	67	vs. Alabama, 3-18-1995
3.	64	vs. Stephen F. Austin, 11-26-2004
	64	at Furman, 12-3-1979
5.	63	vs. Northeastern, 11-11-2006
	63	vs. UNC Asheville, 12-8-1979
7.	62	vs. Houston Baptist, 11-13-2009
	62	vs. Ball State, 12-19-2005
	62	vs. Charleston, 12-18-1990
10.	61	vs. Elon, 11-16-2001
	61	vs. UNC Asheville, 11-30-1994
	61	vs. Mars Hill, 11-27-1983

Most Offensive Rebounds

1.	34	vs. UNC Asheville, 11-30-1994
2.	33	vs. Bucknell, 12-21-2007
3.	32	vs. North Carolina, 3-1-2009
4.	31	vs. Maine, 11-16-2008
5.	29	vs. Northeastern, 11-11-2006
6.	26	vs. Virginia Tech, 2-20-2011
	26	vs. Houston Baptist, 11-13-2009
	26	vs. Maryland, 1-12-2009
	26	vs. Oklahoma State, 11-14-2008
	26	vs. Houston, 11-19-2006
	26	at Connecticut, 3-28-2006

Most Field Goals Made

1.	51	vs. Howard, 12-6-1993
2.	49	vs. Morgan State, 11-26-1993
3.	48	at Alabama, 3-18-1995
4.	47	vs. NC Central, 12-28-2009
	47	at ETSU, 11-23-1991
6.	46	vs. Stephen F. Austin, 11-29-2003
	46	vs. NC Central, 11-20-1984
8.	45	at San Diego, 12-30-2005
	45	vs. Arkansas St., 11-25-2005
10.	44	Seven tied - most recent
		at Houston Baptist, 11-13-2009

Most Field Goals Attempted

1.	97	vs. Morgan State, 11-26-1993
2.	94	vs. Utah Valley, 12-18-2007
3.	93	at Alabama, 3-18-1995
4.	92	vs. Catawba, 1-10-1979
5.	91	vs. Bucknell, 12-21-2007
6.	90	vs. Wake Forest, 11-24-1979
7.	87	vs. North Carolina, 3-1-2009
	87	at Furman, 11-23-1984
9.	86	vs. UNC Asheville, 11-30-1994
10.	85	vs. American, 12-4-1993
	85	vs. UNC Asheville, 12-11-1991
	85	vs. Guilford, 12-4-1978

Most Three-Point Field Goals Made

1.	13	at San Diego, 12-30-2005
	13	vs. St. John's, 12-28-2005
	13	vs. Georgia Tech, 1-17-2005
4.	12	vs. N.C. State, 3-8-13
	12	vs. NC State, 3-8-2013
	12	vs. Clemson, 1-26-2011
	12	vs. Colorado St., 12-22-2005
	12	vs. Wake Forest, 3-5-2005
	12	at North Carolina, 2-14-2004
	12	vs. East Carolina, 11-22-2002
	12	vs. North Carolina, 2-12-1998

Most Three-Point Field Goals Attempted

1.	30	at Illinois, 3-16-1997
	30	vs. Georgia Tech, 1-17-2005
	30	vs. Pacific, 12-4-2004
4.	29	vs. Clemson, 1-26-2011
	29	vs. Maryland, 1-6-2011
	29	vs. Northwestern St., 3-21-2004
7.	28	vs. Georgia Tech, 2-11-2000
8.	27	vs. Georgia Tech, 1-17-2005
	27	vs. Clemson, 2-27-2004
10.	26	at Tulsa, 12-21-2002
	26	vs. Marquette, 11-29-1998
	26	vs. Michigan, 12-7-1997

Most Free Throws Made

1.	40	vs. Cheyney State, 12-28-1985
2.	38	at Connecticut, 11-13-1998
3.	34	at Virginia, 2-22-1998
4.	32	at St. John's, 12-29-1986
	32	vs. Clemson, 3-4-1983
6.	30	vs. Pittsburgh, 12-21-2006
	30	at Miami, 2-19-2006
	30	at Florida State, 2-15-1998
9.	29	vs. North Carolina, 1-27-2000
	29	at Virginia, 2-4-1999

Most Free Throws Attempted

1.	49	vs. Cheyney State, 12-28-1985
2.	48	at Connecticut, 11-13-1998
3.	45	at UNC Wilmington, 2-23-1985
4.	44	vs. Northwestern St., 12-20-2003
	44	vs. Howard, 11-30-1987
6.	43	at Miami, 2-19-2006
	43	vs. Clemson, 3-4-1983
8.	42	at Virginia, 2-22-1998
	42	vs. Virginia, 1-16-1990
	42	vs. North Carolina, 2-24-1978

Most Steals

1.	31	vs. N.C. Central, 12-28-09
2.	28	vs. UNC Wilmington, 12-20-11
	28	vs. UNC Greensboro, 11-18-07
4.	26	at Houston Baptist, 11-13-09
5.	25	at Maine, 12-21-09
	25	vs. Quinnipiac, 12-28-08
	25	at Tulsa, 12-21-02
	25	vs. Charleston Southern, 2-16-02
	25	vs. Guilford, 12-4-78
10.	24	vs. Utah Valley, 12-18-07
	24	vs. Northeastern, 11-11-06

Most Assists

1.	36	vs. UNC Wilmington, 12-20-11
	36	at San Diego, 12-30-05
3.	35	vs. N.C. Central, 12-28-09
	35	vs. Howard, 12-6-02
5.	33	vs. Ball State, 12-19-05
	33	vs. Elon, 11-21-03
7.	32	vs. Stephen F. Austin, 11-29-03
	32	vs. Elon, 12-02-99
	32	at East Carolina, 1-5-94
10.	31	vs. Fairfield, 11-22-05

Most Blocks

1.	16	at Wake Forest, 1-6-12
	16	at Ball State, 12-20-04
3.	15	vs. Ball State, 12-19-05
4.	14	vs. South Florida, 11-15-07
	14	vs. Wake Forest, 2-12-04
6.	13	vs. Georgia Tech, 1-17-05
	13	vs. North Carolina, 2-20-03
8.	12	vs. N.C. State, 3-2-12
	12	vs. Charlotte, 11-23-09
	12	vs. Penn State, 11-21-06
	12	vs. Virginia Tech, 1-9-05
	12	vs. Texas Tech, 3-31-03
	12	at Appalachian State, 12-8-93
	12	vs. Richmond, 1-22-83

Most Turnovers

1.	39	vs. Virginia, 1-23-88
2.	37	at N.C. State, 1-19-78
	37	at Clemson, 1-11-78
4.	36	vs. Colorado, 1-5-80
	36	at North Carolina, 2-20-79
6.	35	at Maryland, 1-10-81
	35	vs. North Carolina, 2-24-78
8.	34	vs. BYU, 1-10-87
	34	vs. North Carolina, 2-14-80
10.	33	Three tied - most recent
		vs. Virginia, 1-5-91

Fewest Turnovers

1.	4	vs. Appalachian State, 2-16-79
2.	5	vs. Northwestern State, 3-21-86
	5	vs. Appalachian State, 12-6-80
4.	6	vs. Georgia, 3-29-03
	6	vs. Clemson, 12-31-84
6.	8	Fifteen tied - most recent
		vs. Iona, 11-18-12

Largest Margin of Victory

1.	89	vs. N.C. Central, 12-28-09
2.	86	vs. Ball State, 12-19-05
3.	82	vs. Elon, 11-21-03
4.	78	vs. Temple, 12-12-98
5.	75	vs. Howard, 12-6-02
6.	73	vs. Western Carolina, 2-9-94
7.	70	vs. Wisconsin-Milwaukee, 12-3-94
8.	69	vs. Iona, 11-18-2012
	69	at Houston Baptist, 11-13-09
	69	at Southern, 3-19-06

Largest Margin of Defeat

1.	82	at N.C. State, 1-19-78
2.	64	vs. Maryland, 2-9-78
3.	59	at Clemson, 1-11-78
4.	55	N.C. State, 1-20-79
	55	at Clemson, 1-9-80
6.	50	N.C. State, 2-2-78
7.	48	UNC Asheville, 12-8-79
8.	45	at Virginia, 2-15-92
9.	40	vs. East Carolina, 3-2-78
10.	39	at N.C. State, 3-4-89

Largest Margin of Victory (ACC Games Only)

1.	67	vs. Georgia Tech, 1-7-99
2.	62	vs. Florida State, 12-6-95
3.	57	vs. Wake Forest, 3-5-05
	57	vs. Clemson, 2-27-04
4.	55	vs. Clemson, 1-26-11
5.	52	vs. Clemson, 2-5-07
6.	50	vs. Virginia Tech, 2-20-11
	50	vs. Clemson, 1-28-01
8.	49	vs. Maryland, 1-23-03
9.	46	vs. Wake Forest, 1-2-06
10.	45	vs. Wake Forest, 1-6-02

Largest Margin of Victory Under Coach P

1.	89	vs. N.C. Central, 12-28-09
2.	69	vs. Iona, 11-18-12
	69	at Houston Baptist, 11-13-09
4.	67	vs. Maine, 11-16-08
5.	66	vs. Gardner-Webb, 11-25-11
6.	62	vs. UNC Wilmington, 12-20-11
7.	55	vs. Clemson, 1-26-11
8.	53	vs. N.C. Central, 1-3-08
9.	50	vs. Virginia Tech, 2-20-11
10.	45	vs. Valparaiso, 11-23-12
	45	vs. Sienna, 12-20-08
	45	vs. UNC Greensboro, 11-18-07

Largest Margin of Victory Under Coach P (ACC Games Only)

1.	55	vs. Clemson, 1-26-11
2.	50	vs. Virginia Tech, 2-20-11
3.	44	at Virginia Tech, 2-14-13
	44	at Clemson, 1-27-12
5.	43	vs. Wake Forest, 2-11-11
6.	40	vs. North Carolina, 2-6-12
7.	39	vs. Miami, 1-31-13
8.	37	vs. Clemson, 1-20-13
	37	at Boston College, 1-6-13
	37	vs. Georgia Tech, 1-21-11

Most Points

1.	3009	2005-06
2.	2922	2001-02
	2922	2002-03
4.	2860	1998-99
5.	2785	2003-04
6.	2737	2004-05
7.	2683	2012-13
8.	2568	2006-07
9.	2558	2000-01
10.	2538	2010-11

Most Three-Point Field Goals Attempted

1.	581	2010-11
2.	574	2002-03
3.	553	1998-99
4.	546	2003-04
5.	542	2005-06
	542	1999-00
7.	525	1995-96
8.	520	2001-02
9.	514	2004-05
10.	512	2009-10

Highest Rebounding Average

1.	45.2	1985-86
2.	44.7	2008-09
3.	43.8	2005-06
4.	43.7	1987-88
5.	43.4	2004-05
6.	43.2	2009-10
7.	43.2	1979-80
8.	42.4	2006-07
9.	42.3	2007-08
10.	42.1	2012-13

Highest Scoring Average

1.	86.0	2005-06
2.	83.5	2001-02
3.	81.9	2003-04
4.	80.8	1985-86
5.	79.6	1994-95
6.	79.4	1998-99
7.	79.0	2002-03
8.	76.1	1993-94
9.	76.0	2004-05
10.	75.8	1997-98

Highest Three-Point Field Goal Percentage

1.	.406	1988-89
2.	.405	2012-13
3.	.391	2005-06
4.	.385	1998-99
5.	.383	2001-02
6.	.374	1992-93
7.	.372	1989-90
8.	.371	2011-12
9.	.366	1995-96
10.	.365	1999-00

Most Defensive Rebounds

1.	1027	2004-05
2.	1015	2005-06
3.	981	2001-02
4.	965	2012-13
5.	953	2006-07
6.	944	2002-03
7.	926	2009-10
8.	906	2010-11
9.	898	2000-01
10.	897	2003-04
	897	1998-99

Most Field Goals Made

1.	1125	2005-06
2.	1080	2001-02
3.	1076	2002-03
4.	1041	1998-99
5.	1027	2003-04
6.	1013	2004-05
7.	1011	2012-13
8.	964	2011-12
9.	958	2007-08
	958	2000-01

Most Free Throws Made

1.	580	2002-03
2.	576	1999-00
3.	565	1998-99
4.	563	2001-02
5.	557	1985-86
6.	549	2003-04
7.	547	2005-06
8.	528	2004-05
	528	2006-07
10.	513	1997-98

Most Offensive Rebounds

1.	629	2009-10
2.	607	2010-11
3.	600	1987-88
	600	1986-87
	600	1985-86
6.	593	2007-08
7.	587	2008-09
8.	551	2012-13
9.	550	2002-03
10.	536	2004-05

Most Field Goals Attempted

1.	2354	2002-03
2.	2273	2009-10
3.	2259	2005-06
4.	2255	2007-08
5.	2241	2010-11
6.	2228	2012-13
7.	2209	2004-05
8.	2203	2001-02
9.	2169	2003-04
10.	2160	2008-09

Most Free Throws Attempted

1.	818	1985-86
2.	791	1998-99
3.	788	2002-03
4.	765	1999-00
5.	760	2003-04
6.	754	2004-05
7.	747	2005-06
8.	745	1997-98
9.	741	2001-02
10.	725	2009-10

Most Assists

1.	717	2005-06
2.	685	2003-04
3.	678	2001-02
4.	656	2004-05
5.	640	1998-99
6.	626	2002-03
7.	617	1995-96
8.	581	2006-07
9.	579	2000-01
10.	571	2012-13

Highest Field Goal Percentage

1.	.498	2005-06
2.	.490	2001-02
3.	.485	1995-96
4.	.484	1998-99
5.	.476	2011-12
6.	.475	1986-87
7.	.475	1985-86
8.	.473	2003-04
9.	.468	1984-85
10.	.466	1982-83

Highest Free Throw Percentage

1.	.760	2001-02
2.	.753	1999-00
3.	.741	2012-13
4.	.738	2006-07
5.	.736	2002-03
6.	.732	2005-06
7.	.722	2003-04
8.	.717	1996-97
9.	.715	1988-89
10.	.714	1998-99

Highest Assist Average

1.	20.5	2005-06
2.	20.1	2003-04
3.	19.4	2001-02
4.	18.7	1995-96
5.	18.2	2004-05
6.	17.8	1998-99
7.	17.1	2006-07
8.	17.0	2000-01
9.	16.9	2002-03
10.	16.6	1993-94

Most 3-Point Field Goals Made

1.	213	1998-99
2.	212	2005-06
3.	199	2010-11
	199	2001-02
5.	198	1999-00
6.	193	2012-13
7.	192	1995-96
8.	190	2002-03
9.	183	2004-05
10.	182	2003-04

Most Rebounds

1.	1563	2004-05
2.	1555	2009-10
3.	1532	2005-06
4.	1516	2012-13
5.	1513	2010-11
6.	1494	2002-03
7.	1482	2007-08
8.	1475	2008-09
9.	1441	2006-07
10.	1425	2001-02

Most Blocked Shots

1.	267	2005-06
	267	2004-05
3.	231	2003-04
4.	224	2006-07
5.	210	2007-08
6.	191	2008-09
	191	2011-12
8.	187	2012-13
9.	186	2009-10
10.	173	2000-01

Highest Blocked Shot Average

1.	7.6	2005-06
2.	7.4	2004-05
3.	6.8	2003-04
4.	6.6	2006-07
5.	6.0	2007-08
6.	5.8	2008-09
	5.8	2011-12
8.	5.2	2009-10
	5.2	2012-13
10.	5.1	2000-01

Most Steals

1.	480	2009-10
2.	462	2002-03
3.	447	2010-11
4.	442	2007-08
5.	438	2008-09
6.	414	2012-13
7.	412	2011-12
	412	2000-01
9.	411	2005-06
10.	404	2001-02

Highest Steal Average

1.	13.3	2009-10
2.	13.3	2008-09
3.	12.6	2007-08
4.	12.5	2002-03
5.	12.5	2011-12
6.	12.4	2010-11
7.	12.1	2000-01
8.	11.7	2005-06
9.	11.7	2003-04
10.	11.5	2001-02
	11.5	2012-13

Most Games Played

1.	37	2002-03
2.	36	2012-13
	36	2010-11
	36	2009-10
	36	1998-99
	36	2004-05
7.	35	2005-06
	35	2001-02
	35	2007-08
10.	34	2003-04
	34	1999-00
	34	2006-07
	34	2000-01

Most Minutes Played

1.	7450	2002-03
2.	7202	2004-05
3.	7200	2012-13
	7200	2009-10
	7200	2010-11
	7200	1998-99
7.	7100	2005-06
8.	7026	2001-02
9.	7000	2007-08
10.	6851	2000-01

Most Points in a Game

1. 125 at N.C. State, 1-19-1978
2. 121 at Alabama, 3-18-1995
3. 118 at Clemson, 1-11-1978
4. 117 vs. Maryland, 1-14-1978
5. 111 at Clemson, 1-9-1980
6. 107 vs. Clemson, 1-10-1992
7. 104 vs. Connecticut, 11-13-1998
8. 103 vs. N.C. State, 1-10-1990
- 103 vs. Maryland, 2-9-1978
10. 102 at N.C. State, 2-5-1986
- 102 vs. N.C. State, 2-22-1983

Fewest Points in a Game

1. 24 vs. Ball State, 12-18-2005
2. 25 vs. Davidson, 2-12-1979
3. 26 vs. Virginia Tech, 1-16-13
- 26 vs. Elon, 11-21-2003
5. 27 vs. Southern, 3-19-2006
- 27 vs. UNC Asheville, 12-19-1998
7. 28 vs. N.C. Central, 12-28-2009
8. 29 vs. N.C. Central, 1-3-2008
- 29 vs. Stephen F. Austin, 11-26-2004
10. 30 vs. Pacific, 12-4-2004
- 30 vs. Florida State, 12-6-1995

Most First Half Points

1. 62 at Clemson, 1-11-1978
2. 58 at N.C. State, 1-19-1978
3. 53 vs. N.C. State, 1-20-1979
4. 52 vs. Virginia, 2-19-1997
- 52 vs. N.C. State, 1-10-1990
- 52 vs. Northwestern State, 3-21-1986
7. 51 vs. Connecticut, 11-13-1998
- 51 vs. Clemson, 1-10-1992
9. 50 at N.C. State, 2-21-1989
- 50 vs. East Carolina, 2-23-1980
- 50 at East Carolina, 3-2-1978

Fewest First Half Points

1. 3 vs. Monmouth, 12-30-2012
2. 7 at Ball State, 12-20-2004
3. 8 vs. Boston, 12-30-2006
4. 9 at Oklahoma State, 12-12-2010
- 9 vs. N.C. Central, 12-28-2009
- 9 vs. Ball State, 12-19-2005
7. 11 vs. Old Dominion, 11-29-2006
- 11 vs. Maryland, 3-6-2005
- 11 at N.C. State, 1-29-2003
- 11 vs. Hampton, 12-8-1998
- 11 vs. UNC Asheville, 12-11-1991

Most Second Half Points

1. 67 at N.C. State, 1-19-1978
2. 63 at Clemson, 1-9-1980
3. 60 at N.C. State, 1-19-1988
4. 59 at N.C. State, 1-9-1991
5. 58 at North Carolina, 12-6-1979
6. 57 vs. North Carolina, 3-5-1995
- 57 at N.C. State, 2-5-1986
- 57 vs. N.C. State, 2-22-1983
- 57 vs. N.C. State, 12-4-1980
10. 56 Four tied - most recent
- vs. Notre Dame, 4-2-2013

Fewest Second Half Points

1. 6 vs. Catawba, 1-10-1979
2. 8 vs. Davidson, 2-12-1979
3. 9 vs. Elon, 11-21-2003
4. 10 at Denver, 11-11-2007
5. 11 vs. Southern, 3-19-2006
- 11 at Eastern Kentucky, 12-3-1983
7. 12 vs. Manhattan, 12-21-1996
8. 13 vs. Iona, 11-18-2012

9. 14 7 tied - most recent
- vs. Miami, 1-31-2013

Highest FG Percentage

1. 68.3 at Maryland, 2-4-1989
2. 65.5 vs. Virginia, 1-25-1994
3. 63.8 vs. N.C. State, 2-22-1983
4. 62.9 vs. Dayton, 1-3-1981
5. 62.5 vs. Clemson, 1-28-1994
6. 61.2 at Clemson, 1-11-1978
7. 61.1 vs. N.C. State, 1-10-1990
8. 60.9 at North Carolina, 1-19-1982
9. 60.7 at Maryland, 12-10-1983
10. 60.6 vs. Clemson, 1-10-1992

Lowest FG Percentage

1. 11.3 vs. Stephen F. Austin, 11-26-2004
2. 12.7 vs. Ball State, 12-19-2005
3. 14.0 vs. UNC Asheville, 12-19-1998
4. 17.2 vs. Iona, 11-18-2012
5. 18.3 vs. Southern, 3-19-2006
6. 18.6 vs. Davidson, 2-12-1979
7. 19.2 at Ball State, 12-20-2004
8. 20.0 at Virginia, 2-24-2011
- 20.0 vs. Temple, 12-12-1998
10. 20.4 at Houston Baptist, 11-13-2009

Highest First Half FG Percentage

1. 81.3 at Georgia Tech, 2-6-1982
2. 78.2 vs. UNC Wilmington, 12-2-1980
3. 75.0 at Maryland, 2-4-1989
4. 71.4 at North Carolina, 1-19-1982
5. 68.0 at Georgia Tech, 3-2-1992
6. 66.7 vs. Virginia, 1-25-1994
- 66.7 at Richmond, 1-31-1989
- 66.7 vs. Maryland, 1-14-1989
- 66.7 at North Carolina, 2-12-1985
10. 65.2 vs. Seton Hall, 12-7-1991
- 65.2 at Maryland, 12-7-1985

Lowest First Half FG Percentage

1. 4.0 vs. Monmouth, 12-30-2012
2. 9.1 vs. Ball State, 12-19-2005
- 9.1 vs. Stephen F. Austin, 11-26-2004
4. 10.5 vs. Boston, 12-30-2006
5. 13.6 vs. Maryland, 3-6-2005
6. 13.8 at Virginia, 2-24-2011
- 13.8 vs. Temple, 12-12-1998
8. 14.3 at Oklahoma State, 12-12-2010
- 14.3 at Ball State, 12-20-2004
10. 15.0 vs. N.C. Central, 12-28-2009
- 15.0 vs. Holy Cross, 1-4-2005

Highest Second Half FG Percentage

1. 78.6 vs. North Carolina, 2-23-1987
2. 72.0 vs. Connecticut, 3-29-2011
3. 70.8 at N.C. State, 1-19-1988
4. 70.0 at Maryland, 12-10-1983
5. 69.4 vs. N.C. State, 2-22-1983
6. 68.2 vs. Maryland, 2-18-1990
7. 68.0 at Clemson, 2-16-1997
8. 67.9 at Old Dominion, 12-7-1996
9. 66.7 Six tied - most recent
- at Texas A&M, 11-15-2009

Lowest Second Half FG Percentage

1. 11.5 vs. Davidson, 2-12-1979
2. 12.0 vs. UNC Asheville, 12-19-1998
3. 12.9 vs. Southern, 3-19-2006
4. 13.0 at Denver, 11-11-2007
5. 13.8 vs. Iona, 11-18-2012
- 13.8 vs. Stephen F. Austin, 11-26-2004
7. 14.3 at Eastern Kentucky, 12-3-1983
8. 15.8 vs. Ball State, 12-19-2005

9. 16.0 vs. Elon, 11-21-2003
10. 16.7 vs. Miami, 1-31-2013
- 16.7 at Houston Baptist, 11-13-2009
- 16.7 vs. William & Mary, 11-24-1984

Most Total Rebounds

1. 67 at Notre Dame, 11-21-1998
- 67 at Clemson, 1-9-1980
3. 64 at N.C. State, 1-19-1978
4. 63 vs. Maryland, 2-9-1978
5. 62 vs. Clemson, 3-3-1990
- 62 at UNC Charlotte, 2-4-1978
- 62 at East Carolina, 12-3-1977
8. 61 at East Carolina, 3-2-1978
9. 59 at Alabama, 3-18-1995
- 59 at North Carolina, 2-25-1995

Fewest Total Rebounds

1. 14 vs. Stephen F. Austin, 11-29-2003
2. 17 vs. Maine, 11-16-2008
3. 18 vs. Elon, 11-21-2003
- 18 vs. St. John's, 11-26-1989
- 18 vs. Holy Cross, 3-13-1999
6. 19 vs. Arkansas State, 11-25-2005
7. 20 vs. St. Joseph's, 12-8-2002
8. 21 vs. Florida State, 1-16-1994
- 21 vs. Presbyterian, 11-17-2012
10. 22 Nine tied - most recent
- at Oklahoma State, 12-12-2010

Most Offensive Rebounds

1. 29 at Alabama, 3-18-1995
2. 28 vs. North Carolina, 3-3-2013
- 28 vs. Clemson, 3-3-1990
4. 27 at Tennessee, 1-22-2007
- 27 vs. Clemson, 2-26-1990
6. 26 vs. Virginia Tech, 2-22-2006
- 26 vs. North Carolina, 1-25-1995
8. 25 at North Carolina, 2-25-2006
- 25 at California, 12-21-1993
- 25 vs. N.C. State, 2-6-1991
- 25 at Providence, 12-6-1987

Fewest Offensive Rebounds

1. 2 vs. Holy Cross, 3-13-1999
2. 3 vs. Wake Forest, 1-13-2000
- 3 vs. Clemson, 1-28-1994
4. 4 vs. Iona, 11-18-2012
- 4 vs. Georgia Southern, 11-19-2009
- 4 vs. Stephen F. Austin, 11-29-2003
- 4 at Virginia Tech, 12-8-1999
- 4 vs. UNC Greensboro, 11-19-1997
- 4 vs. UNC Asheville, 11-23-1996
- 4 vs. Maryland, 2-18-1994

Most Field Goals Made

1. 52 at Clemson, 1-11-1978
2. 50 at Clemson, 1-9-1980
3. 48 at N.C. State, 1-19-1978
- 45 vs. Clemson, 2-5-1979
5. 45 vs. N.C. State, 1-20-1979
- 44 vs. N.C. State, 1-10-1990
7. 44 at Alabama, 3-18-1995
- 44 vs. N.C. State, 2-22-1983
- 44 vs. Maryland, 2-9-1978
10. 43 at Maryland, 2-4-1989

Fewest Field Goals Made

1. 7 vs. Stephen F. Austin, 11-26-2004
- 7 vs. UNC Asheville, 12-19-1998
3. 8 vs. Catawba, 1-10-1979
4. 9 vs. N.C. Central, 12-28-2009
- 9 vs. Ball State, 12-19-2005

6. 10 Six tied - most recent
at Houston Baptist, 11-13-2009

Most Field Goals Attempted

1. 114 at Alabama, 3-18-1995
2. 95 at East Carolina, 12-3-1977
3. 92 at Clemson, 1-9-1980
4. 89 vs. Clemson, 2-5-1979
89 vs. NC State, 1-20-1979
6. 88 vs. Clemson, 2-8-1979
88 at North Carolina, 12-6-1979
88 at NC State, 1-19-1978
9. 87 at East Carolina, 2-22-1979
10. 85 Three tied - most recent
at North Carolina, 1-22-1999

Fewest Field Goals Attempted

1. 35 vs. Presbyterian, 11-17-2012
2. 37 vs. Catawba, 1-10-1979
3. 38 vs. Maine, 11-16-2008
38 vs. Detroit Mercy, 12-27-2002
5. 39 vs. Auburn, 11-27-2005
6. 40 vs. Clemson, 1-16-2000
40 at Eastern Kentucky, 12-3-1983
8. 41 vs. Purdue, 11-22-2007
41 vs. NC Central, 12-28-2009
41 vs. UNC Asheville, 11-23-1996

Most First Half Field Goals Made

1. 23 at Clemson, 1-9-1980
23 vs. Maryland, 2-9-1978
23 at NC State, 1-19-1978
4. 22 vs. NC State, 1-10-1990
22 at NC State, 2-21-1989
22 at East Carolina, 3-2-1978
7. 21 Five tied - most recent
at Maryland, 2-4-1989

Fewest First Half Field Goals Made

1. 1 vs. Monmouth, 12-30-2012
2. 3 at Oklahoma State, 12-12-2010
3 vs. NC Central, 12-28-2009
3 vs. UNC Greensboro, 11-18-2007
3 vs. Ball State, 12-19-2005
3 vs. Maryland, 3-6-2005
3 vs. Holy Cross, 1-4-2005
3 at Ball State, 12-20-2004
3 vs. Stephen F. Austin, 11-26-2004
10. 4 Eight tied - most recent
at Virginia, 2-24-2011

Most First Half Field Goals Attempted

1. 48 at Providence, 12-6-1987
2. 47 vs. NC State, 2-6-1991
47 vs. VCU, 1-20-1978
4. 46 vs. Clemson, 2-8-1979
5. 45 vs. Maryland, 1-13-2007
45 at Virginia, 1-9-1993
7. 44 Five tied - most recent
vs. North Carolina, 3-4-2002

Fewest First Half Field Goals Attempted

1. 15 vs. Monmouth, 12-30-2012
2. 16 vs. UNC Greensboro, 11-18-2007
16 vs. Florida State, 1-16-1994
16 at Georgia Tech, 2-6-1982
5. 18 at Virginia Tech, 2-14-2013
18 at Wisconsin, 12-2-2010
18 at Penn State, 11-18-2005
8. 19 at Temple, 12-31-2009
19 vs. Maryland, 3-8-2008
19 vs. UNC Greensboro, 11-24-1996

Most Second Half Field Goals Made

1. 27 at Clemson, 1-9-1980
27 at North Carolina, 12-6-1979
3. 25 vs. N.C. State, 2-22-1983
25 at N.C. State, 1-19-1978
5. 24 vs. Georgia Tech, 1-28-1989
6. 23 at North Carolina, 1-10-1989
7. 22 Ten tied - most recent
vs. Virginia, 2-13-1993

Fewest Second Half Field Goals Made

1. 2 at Eastern Kentucky, 12-3-1983
2. 3 at Denver, 11-11-2007
3 vs. UNC Asheville, 12-19-1998
4. 4 vs. Iona, 11-18-2012
4 at Houston Baptist, 11-13-2009
4 vs. Southern, 3-19-2006
4 at Stephen F. Austin, 11-26-2004
4 vs. Elon, 11-21-2003
9. 5 Eleven tied - most recent
vs. Miami, 1-31-2013

Most Second Half Field Goals Attempted

1. 52 at East Carolina, 2-22-1979
2. 48 at Clemson, 1-9-1980
3. 47 vs. Charleston, 12-18-1990
47 at N.C. State, 1-19-1978
5. 46 at North Carolina, 2-24-2002
46 vs. Montana, 11-26-1994
46 at North Carolina, 1-10-1989
8. 45 Nine tied - most recent
at North Carolina, 1-22-1999

Fewest Second Half Field Goals Attempted

1. 14 vs. Georgia Tech, 1-21-2011
14 at Maine, 12-21-2009
14 at Eastern Kentucky, 12-3-1983
4. 17 vs. Auburn, 11-27-2005
17 vs. Maryland, 2-3-2000
17 at Florida State, 1-21-1992
17 at Wake Forest, 2-16-1991
17 at North Carolina, 2-20-1988
17 vs. Notre Dame, 2-6-1988
10. 18 Six tied - most recent
vs. Xavier, 12-21-2010

Most Three-Point Field Goals Made

1. 13 vs. Connecticut, 1-18-2010
2. 12 vs. Southern California, 12-6-2009
3. 11 at Wake Forest, 1-19-2005
11 vs. TCU, 3-17-2002
11 at North Carolina, 1-24-1996
6. 10 Twelve tied - most recent
vs. CSU Bakersfield, 12-21-2012

Most Three-Point Field Goals Attempted

1. 52 at Alabama, 3-18-1995
2. 36 vs. Wake Forest, 3-5-2005
3. 32 vs. Marquette, 11-27-2009
4. 31 at Holy Cross, 1-16-2006
5. 30 vs. Valparaiso, 11-23-2012
30 at Wake Forest, 1-19-2005
7. 29 vs. BYU, 11-13-2010
29 at San Diego, 12-30-2005
9. 28 vs. Maryland, 2-21-2010
10. 27 vs. Marist, 3-21-2011
27 vs. Davidson, 11-12-2004

Most Free Throws Made

1. 35 at Clemson, 12-9-2000
35 at N.C. State, 1-19-1988
3. 34 vs. North Carolina, 3-9-2008
34 at DePaul, 11-29-1986
5. 33 at Maryland, 1-14-2008

33 at Illinois, 3-16-1997
33 vs. Clemson, 3-3-1990
8. 31 at Penn State, 11-18-2005
9. 30 at Penn State, 11-20-2000
30 at Maryland, 2-5-1993

Most Free Throws Attempted

1. 57 vs. Clemson, 3-3-1990
2. 48 at N.C. State, 1-19-1988
3. 44 vs. North Carolina, 3-8-2008
4. 42 at Maryland, 1-14-2008
42 at Penn State, 11-18-2005
42 at DePaul, 11-29-1986
42 at Maryland, 2-13-1983
8. 41 at Clemson, 12-9-2000
41 at N.C. State, 1-19-1978
10. 40 at Illinois, 3-16-1997
40 at Maryland, 2-5-1993

Most Assists

1. 36 at Maryland, 2-4-1989
2. 35 at N.C. State, 2-21-1989
3. 29 vs. N.C. State, 1-10-1990
29 at Clemson, 1-9-1980
5. 28 at N.C. State, 1-9-1991
28 vs. Virginia, 2-11-1989
28 vs. Stanford, 12-20-1988
28 vs. N.C. State, 1-20-1979
8. 27 Three tied - most recent
at Texas A&M, 11-17-1995

Most Blocks

1. 11 at North Carolina, 2-28-2010
11 at Texas A&M, 11-15-2009
11 vs. Michigan State, 3-24-2009
11 at N.C. State, 1-19-2009
11 at Clemson, 1-29-1990
6. 10 vs. St. John's, 12-9-2012
10 at Auburn, 12-31-2004
8. 9 at Richmond, 12-8-1996
9 vs. Purdue, 12-2-1990
9 at Virginia, 11-25-1979

Most Turnovers

1. 53 at UNC Greensboro, 1-16-1979
2. 45 vs. N.C. Central, 12-28-2009
45 vs. Morgan State, 11-26-1993
4. 41 at East Carolina, 1-5-1994
41 at North Carolina, 2-20-1979
6. 40 vs. UNC Wilmington, 12-20-2011
40 vs. Stephen F. Austin, 11-29-2003
8. 39 vs. Utah Valley, 12-18-2007
39 vs. Manhattan, 12-21-1996
10. 38 vs. Maine, 11-16-2008
38 vs. UNC Greensboro, 11-18-2007

Fewest Turnovers

1. 6 vs. Clemson, 3-3-1996
6 at Virginia, 2-15-1992
6 at West Texas State, 3-20-1986
4. 7 at St. Joseph's, 12-29-1994
7 at Georgia Tech, 3-25-1989
6. 8 vs. Purdue, 3-28-1999
8 vs. Virginia, 2-1-1992
8 vs. N.C. State, 2-6-1991
9. 9 Thirteen tied - most recent
vs. Canisius, 3-20-2005

Points

Game 43, Monique Currie at Miami, 2-19-06 (2OT)
 Season 813, Alana Beard, 2002-03
 Career 2,687, Alana Beard, 2001-04

Field Goals Made

Game 16, Alana Beard vs. Virginia, 1-9-03
 16, Sue Harnett vs. VCU, 12-10-88
 Season 294, Alana Beard, 2002-03
 Career 1,005, Alana Beard, 2001-04

Field Goals Attempted

Game 30, Alana Beard vs. Virginia, 1-9-03
 Season 558, Alana Beard, 2002-03
 Career 1,906, Alana Beard, 2001-04

Field Goal Percentage

Game 1.000 (12-12), Sheana Mosch vs. Clemson, 1-28-01
 1.000 (10-10), Elizabeth Williams vs. USC-U, 12-11-11
 1.000 (9-9), Tyish Hall vs. Okla. St., 3-16-95
 1.000 (9-9), Kathy Friend vs. UNC, 2-24-78
 Season 65.5, Tyish Hall, 1995-96
 Career 63.0, Tyish Hall, 1994-97

Three-Pointers Made

Game 7, Jessica Foley vs. Georgia Tech, 1-17-05
 7, Nicole Erickson vs. Clemson, 1-14-99
 Season 80, Tricia Liston, 2012-13
 Career 222, Abby Waner, 2006-09

Three-Pointers Attempted

Game 13, Kira Orr vs. Illinois, 3-16-97
 Season 191, Jessica Foley, 2004-05
 Career 691, Abby Waner, 2006-09

Three-Point Percentage

Game 1.000 (6-6), Nicole Erickson vs. ND, 11-22-97
 Season 53.9, Jenni Kraft, 1988-89
 Career 44.8, Laura Kurz, 2005-06

Free Throws Made

Game 15, Monique Currie at Miami, 2-19-06 (2OT)
 15, Nicole Johnson vs. WFU, 2-26-92
 Season 201, Alana Beard, 2002-03
 Career 582, Alana Beard, 2001-04*

Free Throws Attempted

Game 22, Tara McCarthy vs. UNC, 2-24-78
 Season 267, Chris Moreland, 1985-86
 Career 868, Chris Moreland, 1985-88

Free Throw Percentage

Game 1.000 (14-14), Monique Currie vs. UNC, 3-4-02
 Season 93.1, Tricia Liston, 2012-13
 Career 88.0, Nicole Erickson, 1998-99

Rebounds

Game 24, Barb Krause vs. Catawba, 1-10-79
 Season 354, Chris Moreland, 1985-86
 Career 1,229, Chris Moreland, 1985-88

Assists

Game 13, Chelsea Gray vs. Pittsburgh, 12-4-11
 Season 201, Chelsea Gray, 2011-12
 Career 579, Lindsey Harding, 2003-07

Steals

Game 10, Abby Waner vs. Utah Valley, 12-18-07
 Season 114, Alana Beard, 2001-02
 Career 404, Alana Beard, 2001-04

Blocked Shots

Game 12, Elizabeth Williams at WFU, 1-6-12*
 Season 151, Alison Bales, 2006-07*
 Career 434, Alison Bales, 2004-07*

* Duke and ACC Records

Other RecordsMost Minutes Played

Season 1,172, Jasmine Thomas, 2010-11
 Career 4,285, Alana Beard, 2001-04

Most Games Played

Season 37, seven tied in 2002-03
 Career 142, Mistie Williams, 2003-06

Most Games Started

Season 37, three tied in 2002-03
 Career 136, Alana Beard, 2001-04

Most Consecutive Free Throws Made
 37, Chelsea Gray, 2011-12 through 2012-13

Most Points Scored In A Half (2nd)
 29, Alana Beard vs. Maryland, 1-14-01

Most Points Scored In Overtime
 15, Monique Currie at Miami, 2-19-06

Most Assists In A Half (1st)
 11, Monique Currie vs. Ga. Tech, 2-7-04

Seeing Double

Double Figure Scoring Records
 Most in a Career
 127, Alana Beard, 2001-04

Most in a Season
 36, Alana Beard, 2002-03

Most Consecutive
 67, Chris Moreland, 12-19-85 through 1-19-88

Most Consecutive Games With 20 or More Points
 11, Chris Moreland, 12-19-85 through 1-25-86

Double Figure Rebounding Records
 Most in a Career
 74, Chris Moreland, 1985-88

Most in a Season
 24, Chris Moreland, 1985-86 & 1987-88

Most Consecutive
 15, Chris Moreland, 1/25/86-11/29/86

Seeing Triple

Triple-Doubles
 Elizabeth Williams at WFU on 1-6-12
 18 points, 16 rebounds, 12 blocks

Chelsea Gray (2)
 vs. Pittsburgh on 12-4-11
 14 points, 11 rebounds, 13 assists
 at Boston College on 1-6-13
 18 points, 11 rebounds, 10 assists

Jasmine Thomas vs. Marquette on 11-27-09
 11 points, 11 rebounds, 12 assists

Monique Currie vs. Florida State on 1-5-06
 21 points, 12 rebounds, 11 assists

Katie Meier vs. Manhattan on 3-11-87
 16 points, 11 rebounds, 10 assists

► Duke became just the fourth school in NCAA history to have two different players notch triple-doubles in the same season – Central Michigan (2010-11), Georgia State (2009-10), UAB (2001-02)

Points in a Game

- 43 Monique Currie at Miami, 2-19-06 (2OT)
- 41 Alana Beard at Virginia, 1-9-03
- 37 Ali Day vs. Alabama, 3-18-95
- 37 Sue Harnett at VCU, 12-10-88
- 36 Katie Meier at N.C. State, 2-3-87
- 35 Alana Beard vs. Maryland, 1-2-02
- 35 Michele Van Gorp at Clemson, 2-14-99
- 35 Carey Kauffman vs. UNCA, 11-30-94
- 34 Chris Moreland vs. Radford, 1-4-86
- 34 Chris Moreland vs. NWS, 3-21-86
- 34 Chris Moreland vs. Indiana St., 12-30-85
- 33 Alana Beard at Maryland, 1-14-01
- 32 Kira Orr vs. N.C. State, 2-12-97
- 31 Monique Currie vs. Maryland, 2-13-06
- 31 Alana Beard at North Carolina, 2-14-04
- 31 Payton Black at Richmond 12-8-96
- 31 Ali Day vs. Florida State, 1-28-95
- 31 Chris Moreland vs. UNCW, 2-23-85
- 31 Stacy Hurd at Wake Forest, 12-8-80

Field Goals Made

- 16 Alana Beard vs. Virginia, 1-9-03
- 16 Sue Harnett vs. VCU, 12-10-88
- 15 Michele Van Gorp vs. Clemson, 2-14-99
- 15 Katie Meier vs. N.C. State, 2-3-87
- 15 Alana Beard vs. Maryland, 1-2-02
- 14 Eight tied - most recent
- Tyish Hall vs. Georgia Tech, 1-17-96

Field Goals Attempted

- 30 Alana Beard vs. Virginia, 1-9-03
- 26 Iciss Tillis vs. Florida State, 1-26-03
- 26 Iciss Tillis at North Carolina, 1-20-03
- 25 Sue Harnett vs. VCU, 12-10-88
- 25 Stacy Hurd vs. Vanderbilt, 3-13-82
- 24 Jasmine Thomas vs. Kentucky, 1-4-11
- 24 Alana Beard at Connecticut, 1-3-04
- 24 Alana Beard vs. Tennessee, 4-6-03
- 24 Chris Moreland vs. DePaul, 11-29-86
- 24 Tara McCarthy at UNC-Greens., 1-16-79

Field Goal Percentage

- 1.000 (12-12) Sheana Mosch vs. Clem., 1-28-01
- 1.000 (10-10) Elizabeth Williams vs. USCU, 12-11-11
- 1.000 (9-9) Tyish Hall vs. Okla. State, 3-16-95
- 1.000 (9-9) Kathy Friend vs. UNC, 2-24-78
- 1.000 (8-8) Payton Black vs. FSU, 12-6-95
- 1.000 (8-8) Tyish Hall vs. VCU, 11-15-95
- 1.000 (8-8) Alison Day vs. ECU, 1-5-94
- 1.000 (8-8) Stacy Hurd vs. Clemson, 1-29-83

Three-Point Field Goals Made

- 7 Jessica Foley vs. Georgia Tech, 1-17-05
- 7 Nicole Erickson vs. Clemson, 1-14-99
- 6 Eleven tied - most recent
- Tricia Liston, vs. N.C. State, 3-8-13

Three-Point Field Goals Attempted

- 13 Kira Orr vs. Illinois, 3-16-97
- 12 Jessica Foley vs. Georgia Tech, 1-17-05
- 12 Nicole Erickson vs. Clemson, 1-14-99
- 12 Kira Orr vs. North Carolina, 1-18-97
- 12 Abby Waner vs. North Carolina, 2-9-09
- 11 Jessica Foley at UNC, 1-24-05
- 11 Vicki Krapohl vs. Clemson, 2-27-04
- 11 Missy West vs. W.Kentucky, 3-20-00
- 11 Krista Gingirch vs. GT, 2-11-00
- 10 Ten tied - most recent
- Tricia Liston vs. Hampton, 3-24-13

Free Throws Made

- 15 Monique Currie at Miami, 2-19-06 (2OT)
- 15 Nicole Johnson vs. Wake Forest, 2-26-92
- 14 Georgia Schweitzer vs. WFU, 3-2-01
- 14 Tara McCarthy vs. North Carolina, 12-7-78
- 14 Monique Currie vs. UNC, 3-4-02
- 13 Seven tied - most recent
- Chelsea Gray, vs. Maryland, 2-11-13

Free Throws Attempted

- 22 Tara McCarthy vs. North Carolina, 2-24-78
- 20 Katie Meier vs. Virginia, 1-16-90
- 20 Tara McCarthy vs. North Carolina, 2-24-78
- 19 Chris Moreland vs. Howard, 11-30-87
- 19 Chris Moreland vs. Georgia Tech, 1-25-86
- 18 Nicole Johnson vs. Wake Forest, 2-26-92
- 18 Tara McCarthy vs. North Carolina, 12-7-78
- 17 Barb Krause vs. Colorado, 1-5-80
- 16 Monique Currie at Miami, 2-19-06
- 16 Monique Currie vs. Kansas St., 11-27-04
- 16 Georgia Schweitzer vs. WFU, 3-2-01
- 16 Katie Meier at Wake Forest, 1-24-90
- 16 Jennifer Chestnut vs. Clemson, 3-4-83

Free Throw Percentage

(Minimum 10 attempts)

- 1.000 (14-14) Monique Currie vs. UNC, 3-4-02
- 1.000 (13-13) Alison Bales vs. Clemson, 2-25-07
- 1.000 (13-13) Robin Baker at Ga. Tech, 1-26-91
- 1.000 (12-12) Nicole Erickson vs. UNC, 2-12-98
- 1.000 (11-11) Nicole Erickson vs. ODU, 3-20-99
- 1.000 (11-11) Lauren Rice vs. UConn, 11-13-98
- 1.000 (11-11) Chris Moreland vs. WTS., 3-20-86
- 1.000 (10-10) Kira Orr vs. N.C. State, 2-12-97
- 1.000 (10-10) Kristina Meiman vs. UWM, 12-3-94
- 1.000 (10-10) Jenni Kraft at UConn, 12-9-88

Total Rebounds

- 24 Barb Krause vs. Catawba, 1-10-79
- 23 Barb Krause vs. Georgia Tech, 1-13-79
- 20 Alana Beard vs. North Carolina, 3-10-03
- 20 Chris Moreland at UNC, 2-20-88
- 19 Carey Kauffman vs. UNCA, 11-30-94
- 19 Chris Moreland at George Mason, 11-30-85
- 19 Chris Moreland vs. Washington, 12-27-85
- 19 Chris Moreland vs. Ga. Tech, 1-15-88
- 19 Tracey Christopher at GT, 1-15-88
- 18 Liz Bulger vs. Davidson, 2-20-78
- 18 Sue Harnett at VCU, 12-10-88
- 18 Katie Meier vs. UNCC, 2-14-90

Offensive Rebounds

- 13 Carey Kauffman vs. UNC Asheville, 11-30-94
- 11 Bridgette Mitchell vs. Northeastern, 11-11-06
- 10 Alana Beard vs. North Carolina, 3-10-03
- 9 Carrem Gay vs. North Carolina, 3-1-09
- 9 Carrem Gay vs. Southern Cal, 12-19-08
- 9 Peppi Browne vs. N.C. State, 1-20-99
- 8 Joy Cheek vs. Maryland, 1-24-10
- 8 Chante Black vs. Maryland, 1-12-09
- 8 Joy Cheek vs. North Carolina, 2-25-07
- 8 Carrem Gay vs. Oklahoma State, 11-14-08
- 8 Mistie Bass vs. Maryland, 2-13-06

Defensive Rebounds

- 12 Alison Bales vs. Maryland, 2-18-07
- 12 Alison Bales vs. North Carolina, 2-8-07
- 12 Chante Black vs. Clemson, 2-17-05
- 12 Monique Currie vs. North Carolina, 1-11-04
- 11 Fifteen tied - most recent
- Jasmine Thomas vs. James Madison, 12-18-09

Assists

- 15 Cheslea Gray vs. Clemson, 1-10-13
- 13 Chelsea Gray vs. Pittsburgh, 12-4-11
- 12 Chelsea Gray at Vanderbilt, 3-20-12
- 12 Monique Currie vs. Ga. Tech, 2-7-04
- 12 Katie Meier vs. N.C. State, 1-10-90
- 12 Leigh Morgan at California, 12-27-87
- 11 Thirteen tied - most recent
- Chelsea Gray vs. Maryland, 1-22-12

Steals

- 10 Abby Waner vs. Utah Valley, 12-18-07
- 9 Chelsea Gray vs. Clemson, 1-24-13
- 9 Missy Anderson vs. Drake, 12-28-92
- 9 Kim Matthews vs. Davidson, 2-2-79
- 8 Chelsea Gray vs. St. John's, 3-24-12
- 8 Lindsey Harding vs. Tennessee, 1-23-06
- 8 Peppi Browne vs. Georgia Tech, 1-4-98
- 8 Katie Meier vs. San Jose St., 12-29-87
- 8 Katie Meier vs. Howard, 11-30-87
- 8 Kim Matthews vs. Guilford, 12-4-78
- 8 Chante Black, vs. Quinnipiac, 12-28-08

Blocked Shots

- 12 Elizabeth Williams at Wake Forest, 1-6-12*
- 11 Sarah Sullivan vs. Richmond, 1-22-83
- 9 Alison Bales vs. Penn State, 11-21-06
- 8 Elizabeth Williams at Boston College, 2-9-12
- 8 Krystal Thomas at Charlotte, 11-27-10
- 8 Alison Bales vs. Connecticut, 3-28-06
- 8 Alison Bales at UNC, 2-25-06
- 8 Alison Bales vs. UNC, 2-27-05
- 8 Alison Bales at Ball State, 12-20-04
- 7 Nine tied - most recent
- Elizabeth Williams vs. Nebraska, 3-31-13

Charges Taken

- 4 Rochelle Parent vs. Clemson, 12-9-00
- 3 Chelsea Gray at Boston College, 1-6-13
- 3 Rochelle Parent, many times

Points off the Bench

- 29 Tricia Liston vs. Wake Forest, 2-17-13
- 28 Nicole Erickson vs. Clemson, 1-14-99
- 28 Jenni Kraft vs. Cleveland State, 12-2-88
- 27 Tyish Hall at Clemson, 1-23-94
- 27 Nicole Johnson vs. Wake Forest, 2-26-92
- 26 Zeki Blanding vs. UNC Asheville, 12-11-91
- 26 Chris Moreland at Hofstra, 12-27-86
- 25 Karima Christmas vs. Maryland, 2-21-10
- 25 Jennifer Scanlon vs. FSU, 1-3-93
- 25 Dana McDonald at N.C. State, 1-9-91
- 25 Jenni Kraft at Wake Forest, 2-27-89
- 25 Sue Harnett at Georgia Tech, 2-7-87
- 25 Stacy Hurd vs. Clemson, 3-4-83

* Duke and ACC Records

Points

1.	813	Alana Beard, 2002-03
2.	694	Alana Beard, 2001-02
3.	691	Chris Moreland, 1985-86
4.	671	Alana Beard, 2003-04
5.	630	Monique Currie, 2004-05
6.	610	Michele Van Gorp, 1998-99
7.	586	Chris Moreland, 1986-87
8.	573	Monique Currie, 2005-06
9.	546	Elizabeth Williams, 2012-13
10.	543	Jasmine Thomas, 2010-11

Scoring Average

1.	23.0	Chris Moreland, 1985-86
2.	22.0	Alana Beard, 2002-03
3.	20.9	Chris Moreland, 1986-87
4.	19.8	Alana Beard, 2001-02
5.	19.7	Alana Beard, 2003-04
6.	19.5	Sue Harnett, 1988-89
7.	18.9	Katie Meier, 1989-90
8.	18.4	Chris Moreland, 1987-88
9.	17.6	Chris Moreland, 1984-85
10.	17.5	Kira Orr, 1996-97
	17.5	Monique Currie, 2004-05

Field Goals Made

1.	294	Alana Beard, 2002-03
2.	275	Alana Beard, 2001-02
3.	258	Michele Van Gorp, 1998-99
4.	254	Chris Moreland, 1985-86
5.	242	Alana Beard, 2003-04
6.	219	Chris Moreland, 1986-87
7.	218	Monique Currie, 2004-05
8.	216	Tyish Hall, 1995-96
9.	215	Elizabeth Williams, 2012-13
10.	212	Iciss Tillis, 2002-03

Field Goals Attempted

1.	558	Alana Beard, 2002-03
2.	513	Jasmine Thomas, 2010-11
3.	489	Monique Currie, 2004-05
4.	488	Alana Beard, 2003-04
5.	481	Alana Beard, 2001-02
6.	476	Iciss Tillis, 2002-03
7.	438	Chris Moreland, 1985-86
8.	436	Iciss Tillis, 2001-02
9.	425	Monique Currie, 2005-06
10.	423	Elizabeth Williams, 2012-13

Field Goal Percentage

1.	.655	Tyish Hall, 1995-96
2.	.650	Rochelle Parent, 1998-99
3.	.620	Michele Van Gorp, 1998-99
4.	.618	Mistie Bass, 2005-06
5.	.617	Tyish Hall, 1996-97
6.	.611	Mistie Bass, 2003-04
7.	.609	Ali Day, 1993-94
8.	.600	Rochelle Parent, 1997-98
9.	.589	Chris Moreland, 1987-88
10.	.581	Carrem Gay, 2006-07

Three-Point Field Goals Made

1.	80	Tricia Liston, 2012-13
2.	68	Abby Waner, 2006-07
	68	Jessica Foley, 2004-05
4.	65	Jasmine Thomas, 2010-11
	65	Georgia Schweitzer, 2000-01
6.	62	Nicole Erickson, 1998-99
7.	60	Georgia Schweitzer, 1999-00
	60	Nicole Erickson, 1997-98
9.	59	Vicki Krapohl, 2003-04
	59	Vicki Krapohl, 2002-03
10.	57	Tricia Liston, 2011-12

Three-Point Field Goal Attempted

1.	191	Jessica Foley, 2004-05
2.	188	Abby Waner, 2007-08
	188	Abby Waner, 2006-07
4.	184	Abby Waner, 2008-09
5.	172	Tricia Liston, 2012-13
6.	166	Jasmine Thomas, 2010-11
7.	161	Kira Orr, 1996-97
8.	156	Nicole Erickson, 1997-98
9.	155	Vicki Krapohl, 2002-03
	155	Georgia Schweitzer, 2000-01

Three-Point Field Goal Percentage

1.	.539	Jenni Kraft, 1988-89
2.	.474	Vicki Krapohl, 2001-02
3.	.474	Haley Peters, 2012-13
4.	.473	Naz Medhanie, 1996-97
5.	.465	Tricia Liston, 2012-13
	.465	Krista Gingrich, 2001-02
7.	.460	Tricia Liston, 2011-12
8.	.459	Karima Christmas, 2008-09
9.	.452	Laura Kurz, 2004-05
10.	.442	Laura Kurz, 2005-06

Free Throws Made

1.	201	Alana Beard, 2002-03
2.	183	Chris Moreland, 1985-86
3.	168	Monique Currie, 2004-05
4.	167	Katie Meier, 1989-90
5.	151	Alana Beard, 2003-04
6.	148	Chris Moreland, 1986-87
7.	138	Monique Currie, 2001-02
8.	132	Chris Moreland, 1987-88
9.	127	Monique Currie, 2005-06
10.	119	Alana Beard, 2001-02

Free Throws Attempted

1.	267	Chris Moreland, 1985-86
2.	259	Alana Beard, 2002-03
3.	229	Katie Meier, 1989-90
4.	222	Chris Moreland, 1986-87
5.	219	Chris Moreland, 1987-88
6.	215	Monique Currie, 2004-05
7.	194	Alana Beard, 2003-04
8.	179	Monique Currie, 2001-02
9.	167	Elizabeth Williams, 2012-13
10.	163	Sue Harnett, 1990-91
	163	Karima Christmas, 2010-11

Free Throw Percentage

1.	.931	Tricia Liston, 2012-13
2.	.900	Jenni Kraft, 1988-89
3.	.885	Nicole Erickson, 1998-99
4.	.876	Nicole Erickson, 1997-98
5.	.871	Jo Harlow, 1982-83
6.	.867	Tricia Liston, 2011-12
7.	.865	Iciss Tillis, 2003-04
8.	.857	Claire Rose, 1982-83
9.	.851	Chelsea Gray, 2012-13
10.	.849	Kristina Meiman, 1992-93

Rebounds

1.	354	Chris Moreland, 1985-86
2.	343	Chris Moreland, 1987-88
3.	300	Krystal Thomas, 2010-11
4.	294	Chris Moreland, 1986-87
5.	278	Chante Black, 2008-09
6.	273	Haley Peters, 2012-13
	273	Iciss Tillis, 2002-03
8.	271	Iciss Tillis, 2001-02
9.	270	Tracey Christopher, 1988-89
10.	265	Alison Bales, 2006-07

Rebounding Average

1.	12.3	Chris Moreland, 1987-88
2.	11.8	Chris Moreland, 1985-86
3.	10.7	Barb Krause, 1978-79
4.	10.5	Chris Moreland, 1986-87
5.	9.7	Barb Krause, 1980-81
6.	9.6	Tracey Christopher, 1988-89
7.	9.5	Chris Moreland, 1984-85
8.	9.3	Barb Krause, 1979-80
9.	8.9	Katie Meier, 1989-90
10.	8.8	Sue Harnett, 1990-91

Assists

1.	201	Chelsea Gray, 2011-12
2.	170	Kira Orr, 1995-96
3.	168	Lindsey Harding, 2003-04
4.	156	Lindsey Harding, 2005-06
5.	154	Alana Beard, 2001-02
	154	Wanisha Smith, 2004-05
7.	153	Hilary Howard, 1998-99
8.	149	Hilary Howard, 1996-97
9.	146	Jasmine Thomas, 2009-10
10.	144	Alexis Jones, 2012-13

Steals

1.	114	Alana Beard, 2001-02
2.	106	Alana Beard, 2000-01
3.	104	Alana Beard, 2002-03
4.	93	Chelsea Gray, 2011-12
5.	89	Chelsea Gray, 2012-13
6.	85	Jasmine Thomas, 2010-11
	85	Abby Waner, 2006-07
8.	83	Abby Waner, 2008-09
	83	Keturah Jackson, 2009-10
10.	80	Abby Waner, 2007-08
	80	Alana Beard, 2003-04
	80	Iciss Tillis, 2002-03

Blocked Shots

1.	151	Alison Bales, 2006-07*
2.	134	Alison Bales, 2004-05
3.	120	Alison Bales, 2005-06
4.	116	Elizabeth Williams, 2011-12
5.	107	Elizabeth Williams, 2012-13
6.	81	Chante Black, 2007-08
7.	69	Chante Black, 2008-09
8.	68	Sarah Sullivan, 1982-83
9.	65	Chante Black, 2005-06
10.	59	Krystal Thomas, 2010-11

Minutes Per Game

1.	36.0	Katie Meier, 1989-90
2.	35.5	Leigh Morgan, 1989-90
3.	34.9	Kira Orr, 1995-96
4.	34.6	Jo Harlow, 1983-84
5.	34.3	Hilary Howard, 1996-97
6.	33.9	Kira Orr, 1996-97
7.	33.7	Katie Meier, 1986-87
	33.7	Chris Moreland, 1986-87
9.	33.5	Barb Krause, 1980-81
10.	33.4	Leslie Earnhardt, 1978-79

Charges Taken

1.	51	Rochelle Parent, 2000-01
2.	20	Rochelle Parent, 1999-00
3.	19	Alana Beard, 2003-04
4.	18	Chelsea Gray, 2012-13
	18	Alana Beard, 2002-03
6.	16	Mistie Bass, 2002-03

Double Doubles

1. 24 Chris Moreland, 1985-86
2. 23 Chris Moreland, 1987-88
3. 16 Chris Moreland, 1986-87
4. 13 Barb Krause, 1979-80
5. 12 Katie Meier, 1989-90
6. 11 Iciss Tillis, 2002-03
- 11 Sue Harnett, 1990-91
8. 10 Haley Peters, 2012-13
- 10 Chante Black, 2008-09
- 10 Carey Kauffman, 1994-95
- 10 Tracey Christopher, 1988-89

Double-Figure Assists

1. 4 Chelsea Gray, 2011-12
2. 3 Haley Peters, 2012-13
3. 2 Hilary Howard, 1998-99
- 2 Hilary Howard, 1996-97
- 2 Leigh Morgan, 1988-89
- 2 Katie Meier, 1986-87
- 2 Patti Thomasson, 1979-80
8. 1 Eighteen tied - most recent
- Alexis Jones, 2012-13

Double-Figure Rebound Games

1. 23 Chris Moreland, 1987-88
2. 22 Chris Moreland, 1985-86
3. 16 Chris Moreland, 1986-87
4. 14 Traci Christopher, 1988-89
5. 13 Haley Peters, 2012-13
- 13 Barb Krause, 1979-80
7. 11 Iciss Tillis, 2002-03
- 11 Chante Black, 2004-05
- 11 Krystal Thomas, 2010-11
10. 10 Chante Black, 2004-05

Assist/Turnover Ratio

1. 2.67 (A-80/T-30) Vicki Krapohl (2003-04)
2. 2.21 (168/76) Lindsey Harding (2003-04)
3. 2.18 (140/64) Hilary Howard (1997-98)
4. 2.14 (94/44) Vicki Krapohl (2001-02)
5. 2.12 (91/43) Hilary Howard (1995-96)
6. 2.10 (124/59) Lindsey Harding (2002-03)
7. 2.06 (136/66) Chelsea Gray (2012-13)
8. 1.94 (122/73) Jessica Foley (2004-05)
9. 1.90 (127/67) Connie Goins (1985-86)
10. 1.86 (156/84) Lindsey Harding (2005-06)

Points

1.	2687	Alana Beard, 2001-04
2.	2232	Chris Moreland, 1985-88
3.	2122	Monique Currie, 2002-06
4.	1785	Sue Harnett, 1987-91
5.	1761	Katie Meier, 1986-90
6.	1712	Iciss Tillis, 2001-04
7.	1704	Jasmine Thomas, 2008-11
8.	1620	Georgia Schweitzer, 1998-01
9.	1438	Chante Black, 2005-09
10.	1409	Mistie Bass, 2003-06
11.	1408	Abby Waner, 2006-09
12.	1388	Kira Orr, 1994-97
13.	1377	Jennifer Scanlon, 1993-96
14.	1312	Payton Black, 1996-99
15.	1298	Lindsey Harding, 2003-07
16.	1286	Tyish Hall, 1994-97
17.	1283	Sheana Mosch, 2000-03
18.	1256	Wanisha Smith, 2005-08
19.	1241	Stacy Hurd, 1981-84
20.	1235	Ali Day, 1993-96
21.	1228	Carey Kauffman, 1992-95
22.	1148	Joy Cheek, 2006-09
23.	1140	Connie Goins, 1983-86
24.	1132	Peppi Browne, 1997-00
25.	1075	Alison Bales, 2004-07
26.	1061	Tricia Liston, 2011-present
27.	1052	Karima Christmas, 2007-11
28.	1026	Chelsea Gray, 2011-present
29.	1023	Jennifer Chestnut, 1981-84
30.	1020	Haley Peters, 2011-present
31.	1007	Elizabeth Williams, 2012-present

Scoring Average (2-year minimum)

1.	20.1	Chris Moreland, 1985-88
2.	19.8	Alana Beard, 2001-04
3.	16.2	Katie Meier, 1986-90
4.	15.3	Sue Harnett, 1987-91
5.	15.2	Monique Currie, 2002-06
6.	14.6	Elizabeth Williams, 2012-present
7.	13.9	Michele Van Gorp, 1998-99
8.	13.5	Barb Krause, 1979-81
9.	13.1	Tara McCarthy, 1978-80
10.	12.5	Iciss Tillis, 2001-04

Field Goals Made

1.	1005	Alana Beard, 2001-04
2.	828	Chris Moreland, 1985-88
3.	749	Monique Currie, 2002-06
4.	727	Sue Harnett, 1987-91
5.	673	Iciss Tillis, 2001-04
6.	653	Katie Meier, 1986-90
7.	629	Jasmine Thomas, 2008-11
8.	579	Georgia Schweitzer, 1998-01
9.	565	Chante Black, 2005-09
10.	557	Mistie Bass, 2003-06

Field Goals Attempted

1.	1906	Alana Beard, 2001-04
2.	1674	Jasmine Thomas, 2008-11
3.	1592	Monique Currie, 2002-06
4.	1537	Iciss Tillis, 2001-04
5.	1448	Chris Moreland, 1985-88
6.	1385	Sue Harnett, 1987-91
7.	1374	Katie Meier, 1986-90
8.	1283	Abby Waner, 2006-09
9.	1248	Georgia Schweitzer, 1998-01
10.	1235	Kira Orr, 1994-97

Field Goal Percentage**(2-year minimum)**

1.	.630	Tyish Hall, 1994-97
2.	.599	Michele Van Gorp, 1998-99
3.	.580	Rochelle Parent, 1997-01
4.	.572	Chris Moreland, 1985-88
5.	.567	Mistie Bass, 2003-06
6.	.545	Payton Black, 1996-99
7.	.543	Carrem Gay, 2006-09
8.	.537	Ali Day, 1993-96
	.537	Barb Krause, 1979-81
10.	.529	Chante Black, 2005-09

Three-Point Field Goals Made

1.	222	Abby Waner, 2006-09
2.	202	Georgia Schweitzer, 1998-01
3.	180	Jasmine Thomas, 2008-11
4.	175	Jessica Foley, 2003-06
5.	171	Vicki Krapohl, 2001-04
6.	165	Tricia Liston, 2011-present
7.	159	Jennifer Scanlon, 1993-96
8.	133	Kira Orr, 1994-97
9.	132	Hilary Howard, 1996-99
10.	128	Iciss Tillis, 2001-04

Three-Point Field Goals Attempted

1.	691	Abby Waner, 2006-09
2.	538	Jasmine Thomas, 2008-11
3.	504	Georgia Schweitzer, 1998-01
4.	490	Jessica Foley, 2003-06
5.	420	Jennifer Scanlon, 1993-96
6.	416	Kira Orr, 1994-97
7.	403	Vicki Krapohl, 2001-04
8.	368	Tricia Liston, 2011-present
9.	367	Iciss Tillis, 2001-04
10.	354	Hilary Howard, 1996-99

Three-Point Field Goal Percentage**(2-year minimum/100 attempts)**

1.	.448	Laura Kurz, 2005-06
	.448	Tricia Liston, 2011-Present
3.	.429	Ali Day, 1993-96
	.429	Haley Peters, 2011-present
5.	.424	Vicki Krapohl, 2001-04
6.	.401	Georgia Schweitzer, 1998-01
7.	.395	Kristina Meiman, 1991-94
	.395	Nicole Erickson, 1998-99
9.	.393	Leigh Morgan, 1987-90
	.393	Chelsea Gray, 2011-present

Free Throws Made

1.	582	Alana Beard, 2001-04*
2.	576	Chris Moreland, 1985-88
3.	538	Monique Currie, 2002-06
4.	447	Katie Meier, 1986-90
5.	346	Sheana Mosch, 2000-03
6.	331	Sue Harnett, 1987-91
7.	308	Chante Black, 2005-09
8.	300	Monika Kost, 1988-91
9.	295	Mistie Bass, 2003-06
	295	Lindsey Harding, 2003-07

Free Throws Attempted

1.	868	Chris Moreland, 1985-88
2.	752	Alana Beard, 2001-04
3.	688	Monique Currie, 2002-06
4.	624	Katie Meier, 1986-90
5.	484	Sue Harnett, 1987-91
6.	474	Monika Kost, 1988-91
7.	459	Mistie Bass, 2003-06
8.	451	Chante Black, 2005-09
9.	443	Payton Black, 1996-99
10.	436	Sheana Mosch, 2000-03

Free Throw Percentage**(2-year minimum/100 attempts)**

1.	.880	Nicole Erickson, 1998-99
2.	.858	Tricia Liston, 2011-Present
3.	.827	Chelsea Gray, 2011-Present
4.	.821	Jessica Foley, 2003-06
5.	.798	Ali Day, 1993-96
6.	.794	Kristina Meiman, 1992-96
7.	.794	Sheana Mosch, 2000-03
8.	.782	Monique Currie, 2002-06
9.	.775	Iciss Tillis, 2001-04
10.	.774	Alana Beard, 2001-04

Rebounds

1.	1229	Chris Moreland, 1985-88
2.	995	Chante Black, 2005-09
3.	946	Iciss Tillis, 2001-04
4.	899	Sue Harnett, 1987-91
5.	874	Monique Currie, 2002-06
6.	804	Alison Bales, 2004-07
7.	800	Mistie Bass, 2003-06
8.	789	Alana Beard, 2001-04
9.	737	Jennifer Chestnut, 1981-84
10.	732	Barb Krause, 1979-81

Rebounding Average**(2-year minimum)**

1.	11.1	Chris Moreland, 1985-88
2.	9.9	Barb Krause, 1979-81
3.	7.7	Sue Harnett, 1987-91
4.	7.6	Elizabeth Williams, 2012-present
5.	7.4	Jennifer Chestnut, 1981-84
6.	7.3	Chante Black, 2005-09
7.	6.9	Iciss Tillis, 2001-04
8.	6.6	Lisa Warren, 1977-80
9.	6.5	Carey Kauffman, 1991-94
10.	6.2	Monique Currie, 2002-06
	6.2	Alison Bales, 2006-07

Assists

1.	579	Lindsey Harding, 2003-07
2.	533	Hilary Howard, 1996-99
3.	509	Alana Beard, 2001-04
4.	496	Wanisha Smith, 2005-08
5.	449	Jasmine Thomas, 2008-11
6.	445	Kira Orr, 1994-97
7.	432	Abby Waner, 2006-09
8.	428	Georgia Schweitzer, 1998-01
9.	423	Chelsea Gray, 2011-present
10.	413	Monique Currie, 2002-06

Steals

1.	404	Alana Beard, 2001-04
2.	313	Abby Waner, 2006-09
3.	287	Jasmine Thomas, 2008-11
4.	270	Iciss Tillis, 2001-04
5.	261	Lindsey Harding, 2003-07
6.	248	Chelsea Gray, 2011-present
7.	232	Katie Meier, 1986-90
8.	228	Monique Currie, 2002-06
9.	223	Maura Hertzog, 1982-85
10.	217	Peppi Browne, 1996-00

Blocked Shots

1.	434	Alison Bales, 2004-07*
2.	261	Chante Black, 2005-09
3.	223	Elizabeth Williams, 2012-Present
4.	212	Sarah Sullivan, 1983-87
5.	196	Krystal Thomas, 2008-11
6.	151	Iciss Tillis, 2001-04
7.	149	Alana Beard, 2001-04
8.	131	Mistie Bass, 2003-06
9.	130	Sue Harnett, 1987-91
10.	109	Allison Vernerey, 2010-13

Double Figure Scoring Games

1.	127	Alana Beard, 2001-04
2.	118	Monique Currie, 2002-06
3.	106	Chris Moreland, 1985-88
4.	102	Sue Harnett, 1987-91
5.	92	Katie Meier, 1986-90
6.	88	Iciss Tillis, 2001-04
7.	81	Chante Black, 2005-09
8.	80	Georgia Schweitzer, 1998-01
9.	78	Mistie Bass, 2003-06
10.	73	Kira Orr, 1994-97
	73	Jennifer Scanlon, 1993-96

Overall Wins

1.	128	Lindsey Harding, 2003-07
2.	127	Mistie Bass, 2003-06
3.	124	Iciss Tillis, 2001-04
	124	Sheana Mosch, 2000-03
5.	123	Alana Beard, 2001-04
	123	Monique Currie, 2002-06
7.	122	Alison Bales, 2004-07
8.	121	Michele Matyasovsky, 2000-03
	121	Allison Vernerey, 2010-13
10.	120	Jessica Foley, 2003-06

ACC Wins (Regular Season)

1.	59	Iciss Tillis, 2001-04
2.	57	Sheana Mosch, 2000-2003
	57	Lindsey Harding, 2003-07
4.	56	Alana Beard, 2001-04
5.	55	Monique Currie, 2002-06
	55	Mistie Bass, 2003-06
	55	Michele Matyasovsky, 2000-03
	55	Vicki Krapohl, 2001-04
9.	53	Alison Bales, 2004-07
10.	51	Georgia Schweitzer, 1998-01
	51	Jessica Foley, 2003-06

Charges Taken[^]

1.	71	Rochelle Parent, 1998-01
2.	50	Alana Beard, 2001-04
3.	48	Mistie Bass, 2003-06
4.	35	Chelsea Gray, 2011-present
5.	31	Wynter Whitley, 2002-05
	31	Lindsey Harding, 2003-07
	31	Carrem Gay, 2006-09
8.	26	Shay Selby, 2009-12
		[^] Charges were not kept prior to 1999-00.

Double Doubles

1.	72	Chris Moreland, 1984-88
2.	31	Sue Harnett, 1986-91
3.	28	Barb Krause, 1978-81
4.	27	Chante Black, 2004-09
5.	26	Iciss Tillis, 2000-04
6.	22	Monique Currie, 2001-06
	22	Alana Beard, 2000-04
8.	20	Carey Kauffman, 1992-95
	20	Katie Meier, 1985-90
10.	19	Jennifer Chesnut, 1980-84

Assist/Turnover Ratio

1.	2.13 (290/141)	Vicki Krapohl, 2000-04
2.	1.96 (579/296)	Lindsey Harding, 2003-07
3.	1.84 (533/289)	Hilary Howard, 1995-99
4.	1.74 (423/243)	Chelsea Gray, 2010-present
5.	1.61 (310/193)	Jessica Foley, 2002-06
6.	1.51 (509/337)	Alana Beard, 2000-04
7.	1.46 (212/145)	Nicole Erickson, 1997-99
8.	1.38 (428/310)	Georgia Schweitzer, 1997-01
9.	1.32 (496/375)	Wanisha Smith, 2004-08
10.	1.26 (340/270)	Leigh Morgan, 1986-90

Consecutive Games with a Blocked Shot

1.	69	Elizabeth Williams, 2011-present
2.	46	Alison Bales, 2004-06
3.	45	Alison Bales, 2006-07
4.	13	Sarah Sullivan, 1985-86
5.	10	Kathleen Scheer, 2010
6.	10	Chante Black, 2004-05
7.	10	Chante Black, 2005-06
8.	9	Sarah Sullivan, 1986-87
9.	7	Iciss Tillis, 2000-01
10.	6	Iciss Tillis, 2000-01
	6	Sarah Sullivan, 1985-86

Consecutive Games with a 3-Pointer

1.	25	Georgia Schweitzer, 2000-01
2.	18	Tricia Liston, 2011-12
	18	Vicki Krapohl, 2002-03
4.	17	Jennifer Scanlon, 1994-96
5.	14	Jennifer Scanlon, 1995-96
	14	Emily Waner, 2006-07
7.	13	Hilary Howard, 1998-99
8.	11	Jasmine Thomas, 2010-11

Players Who Never Missed a Game in a Duke Uniform

Lisa Warren69 games (1977-78 – 1979-80)
Liz Bulger42 games (1977-78 – 1978-79)
Barb Krause74 games (1978-79 – 1980-81)
Patti Thomasson52 games (1979-80 – 1980-81)
Jennifer Scanlon118 games (1992-93 – 1995-96)
Michele Van Gorp68 games (1997-98 – 1998-99)
Georgia Schweitzer	..136 games (1997-98 – 2000-01)
Sheana Mosch140 games (1999-00 – 2002-03)
Monique Currie140 games (2001-02 – 2005-06)
	* Redshirted 2002-03 season
Mistie Bass142 games (2002-03 – 2005-06)
Lindsey Harding140 games (2002-03 – 2006-07)
	* Redshirted 2004-05 season
Haley Peters105 games (2010-present)

Fastest Players to 1,000 Points

1.	50	Chris Moreland
2.	56	Alana Beard
3.	62	Katie Meier
4.	69	Elizabeth Williams
5.	73	Sue Harnett
6.	74	Monique Currie
7.	76	Stacy Hurd
8.	84	Iciss Tillis
9.	86	Jenn Scanlon
10.	89	Abby Waner
11.	92	Connie Goins
	92	Jasmine Thomas
13.	94	Carey Kauffman
14.	95	Ali Day
	95	Georgia Schweitzer

Highest Winning Percentage

	Perc.	GP	W	L	Player
1.	.914	140	128	12	Lindsey Harding (2003-07)
2.	.907	129	117	12	Alison Bales (2003-07)
3.	.906	127	115	12	Vicki Krapohl (2000-04)
4.	.905	137	124	13	Iciss Tillis (2000-04)
5.	.901	111	100	11	Wynter Whitley (2001-05)
6.	.897	136	122	14	Alana Beard (2000-04)
7.	.894	142	127	15	Mistie Bass (2002-06)
8.	.889	136	121	15	Michele Matyasovsky (1999-2003)
9.	.888	135	120	15	Jessica Foley (2002-06)
10.	.886	140	124	16	Sheana Mosch (1999-2003)
11.	.879	140	123	17	Monique Currie (2001-02, 2003-06)
12.	.876	105	92	13	Haley Peters (2010-13)
13.	.871	101	88	13	Tricia Liston (2010-13)
14.	.864	140	121	19	Allison Vernerey (2009-2013)
15.	.861	122	105	17	Shay Selby (2008-12)
16.	.859	135	116	19	Wanisha Smith (2004-08)
17.	.858	120	103	17	Kathleen Scheer (2008-2012)
18.	.852	128	109	19	Carrem Gay (2005-09)
19.	.833	120	100	20	Krista Gringrich (1998-2002)
20.	.832	131	109	22	Bridgette Mitchell (2006-10)
	.832	131	109	22	Abby Waner (2005-09)
21.	.826	121	100	21	Rochelle Parent (1997-2001)
22.	.825	126	104	22	Keturah Jackson (2006-10)
23.	.824	137	113	24	Joy Cheek (2006-10)
24.	.823	136	112	24	Chante Black (2004-06, 2007-09)
25.	.821	134	110	24	Karmia Christmas (2007-11)
26.	.816	136	111	25	Georgia Schweitzer (1997-2001)
27.	.815	135	110	25	Krystal Thomas (2007-11)
28.	.810	137	111	26	Jasmine Thomas (2007-11)
29.	.778	108	110	24	Nazrawit Medhanie (1995-99)
30.	.761	117	111	28	Peppi Browne (1996-2000)
31.	.754	126	95	31	Lauren Rice (1996-2000)
32.	.748	127	95	32	Payton Black (1995-99)
33.	.744	121	90	31	Hilary Howard (1995-99)
34.	.697	109	76	33	Tyish Hall (1993-97)
35.	.681	119	81	38	Kira Orr (1993-97)
36.	.661	109	72	37	Paula Anderson (1984-88)
37.	.658	111	73	38	Chris Moreland (1984-88)
38.	.655	113	74	39	Sarah Sullivan (1982-87)
39.	.654	101	66	35	Connie Goins (1982-86)
40.	.644	118	76	42	Jennifer Scanlon (1992-96)
41.	.643	115	74	41	Ali Day (1992-96)
42.	.642	109	70	39	Katie Meier (1985-88, 1989-90)
43.	.634	101	64	37	Carolyn Sonzagni (1983-87)
44.	.604	106	64	42	Tracy Christopher (1985-89)
45.	.597	114	68	46	Ellen Langhi (1985-89)
46.	.581	117	68	49	Sue Harnett (1986-91)
47.	.566	106	60	46	Candy Mikels (1981-85)
48.	.559	111	62	49	Carey Kauffman (1991-95)
49.	.557	106	59	47	Leigh Morgan (1986-90)
50.	.554	112	62	50	Monika Kost (1987-88, 1989-92)
51.	.548	104	57	47	Maura Hertzog (1981-85)
52.	.540	100	54	46	Zeki Blanding (1991-95)
53.	.520	100	52	48	Missy Anderson (1990-94)
54.	.510	104	53	51	Stacy Hurd (1980-84)
	.510	104	53	51	Jo Harlow (1980-84)
55.	.505	105	53	52	Claire Rose (1979-83)
56.	.500	100	50	50	Jennifer Chestnut (1980-84)
	.500	102	51	51	Margo Walsh (1979-83)
57.	.495	101	50	51	Nicole Johnson (1990-94)
58.	.490	100	49	51	Traci Williams (1987-91)

Single Game Records**Points**

1. 33 Alana Beard at Maryland, 1-14-01
2. 31 Chris Moreland at UNC Wilmington, 2-23-85
Stacy Hurd vs. Wake Forest, 12-8-80
4. 30 Monique Currie vs. UNC, 3-4-02
30 Chris Moreland vs. N.C. Central, 11-20-84
6. 29 Chris Moreland at Clemson, 3-1-85
29 Alana Beard vs. Georgia Tech, 1-11-01
8. 28 Jenni Kraft vs. Cleveland St., 12-2-88
9. 27 Tyish Hall vs. Clemson, 1-23-94
27 Alana Beard vs. SW Miss. St., 1-11-01
27 Alana Beard vs. Iowa State, 12-30-01
12. 26 Zeki Blanding vs. UNC Asheville, 12-11-91
13. 25 Sheana Mosch vs. W.Kentucky, 3-20-00
Jennifer Scanlon vs. Florida State, 1-3-93
Katie Meier at Georgia Tech, 1-11-86
Jenni Kraft at Wake Forest, 2-27-89
Sue Harnett vs. Georgia Tech, 2-6-87
Tara McCarthy vs. North Carolina, 2-24-78
Tara McCarthy vs. Davidson, 2-20-78

Rebounds

1. 17 Elizabeth Williams vs. Purdue, 12-1-11
2. 16 Elizabeth Williams at Wake Forest, 1-6-12
16 Chante Black vs. Clemson, 2-17-05
4. 15 Chris Moreland at N.C. State, 1-22-85
15 Chris Moreland vs. Wake Forest, 1-19-85
6. 14 Joy Cheek vs. North Carolina, 2-25-07
14 Chante Black vs. Davidson, 11-12-04
14 Chris Moreland at UNC Wilmington, 2-23-85
14 Chris Moreland vs. N.C. Central, 11-20-84
14 Chris Moreland at UNC Wilmington, 2-23-85

Assists

1. 11 Patti Thomasson vs. App. State, 2-2-80
2. 10 Alexis Jones vs. Miami, 1-31-13
10 Abby Waner at San Diego, 12-30-05
10 Wanisha Smith vs. Miami, 2-24-05
10 Krista Gingrich vs. Temple, 12-12-98
10 Patti Thomasson vs. UConn, 1-11-80
7. 9 Alexis Jones at Maryland, 2-24-13
9 Sheana Mosch vs. Elon, 12-2-99
9. 8 Wanisha Smith vs. Virginia Tech, 1-9-05
8 Wanisha Smith at Tennessee, 12-2-04
8 Maura Hertzog vs. Virginia, 1-27-82
8 Alana Beard vs. Charlotte, 11-29-00
8 Nazrawit Medhanie vs. VCU, 11-15-95
8 Robin Baker at Richmond, 1-31-89
8 Patti Thomasson vs. UNC Asheville, 12-8-79

Blocks

1. 12 Elizabeth Williams at Wake Forest, 1-6-12
2. 11 Sarah Sullivan vs. Richmond, 1-22-83
3. 8 Elizabeth Williams at Boston Col., 2-9-12
8 Krystal Thomas at Charlotte, 11-27-10
5. 7 Elizabeth Williams vs. N.C. State, 3-2-12
7 Elizabeth Williams vs. Notre Dame, 11-26-11
7. 6 Elizabeth Williams vs. UNC, 2-6-12
6 Krystal Thomas vs. USF, 11-15-07
9. 5 Elizabeth Williams at Clemson, 1-27-12
5 Elizabeth Williams at Georgia Tech, 1-18-12
5 Elizabeth Williams vs. N.C. State, 1-8-12
5 Elizabeth Williams vs. Pittsburgh, 12-4-11
5 Brittany Hunter vs. Texas, 11-16-03
5 Brittany Hunter vs. Florida State, 1-5-04
5 Alison Bales vs. Maryland, 1-22-04
5 Alison Bales vs. Northwestern St., 3-21-04
5 Sarah Sullivan at North Carolina, 2-17-83
5 Sarah Sullivan vs. San Diego State, 1-14-83

Steals

1. 9 Katie Meier vs. Radford, 1-4-86
9 Kim Matthews vs. Davidson, 2-12-79
3. 8 Kim Matthews vs. Guilford, 12-4-78
4. 7 Katie Meier vs. N.C. State, 1-21-86
7 Alana Beard vs. UWM, 3-17-01
7 Alana Beard vs. Maryland, 2-15-01
7 Tara McCarthy vs. Appalachian State, 1-28-78
8. 6 Alexis Jones vs. Virginia Tech, 1-16-13
6 Tricia Liston vs. Virginia Tech, 2-20-11
6 Chloe Wells vs. Georgia Tech, 1-20-11
6 Jasmine Thomas vs. Albany, 12-9-10
6 Abby Waner at Penn State, 11-18-05
6 Alana Beard at Penn State, 11-20-00
6 Alana Beard vs. Oral Roberts, 12-19-00
6 Alana Beard vs. Virginia, 2-22-01
6 Maura Hertzog at Georgia Tech, 2-6-82
6 Maura Hertzog vs. Wake Forest, 1-12-82

Three-Pointers Made

1. 5 Abby Waner vs. Colorado St., 12-22-05
5 Krista Gingrich vs. Florida State, 12-2-98
5 Jenni Kraft at Wake Forest, 2-27-89
4. 4 15 tied - most recent
4 Tricia Liston at Virginia, 2-24-11
4 Chelsea Gray at North Carolina, 2-7-11
4 Kathleen Scheer vs. Siena, 12-20-08
4 Abby Waner at. Holy Cross, 1-16-06
4 Laura Kurz vs. Holy Cross, 1-4-05
4 Wanisha Smith vs. Ga. Tech, 1-17-05
4 Wanisha Smith vs. North Carolina, 2-27-05
4 Wanisha Smith vs. Wake Forest, 3-5-05
4 Laura Kurz vs. Wake Forest, 3-5-05

Three-Pointers Attempted

1. 11 Dana McDonald vs. N.C. State, 1-10-90
2. 8 Abby Waner vs. Colorado St., 12-22-05
3. 7 Jessica Foley vs. Georgia, 3-29-03
7 Rometra Craig vs. William & Mary, 11-18-00
7 Krista Gingrich vs. Florida State, 12-2-98
7 Georgia Schweitzer at Illinois, 11-30-97
7 Nazrawit Medhanie vs. Delaware, 12-2-95
7 Jennifer Scanlon vs. Florida State, 1-3-93
7 Dana McDonald vs. Clemson, 2-26-90
7 Dana McDonald at Georgia Tech, 1-27-90
7 Jenni Kraft at Wake Forest, 2-27-89
7 Jenni Kraft vs. Old Dominion, 1-21-89

Season Records**Points**

1. 509 Alana Beard, 2000-01~
2. 502 Monique Currie, 2001-02
3. 461 Elizabeth Williams, 2011-12~
3. 439 Chris Moreland, 1984-85
4. 438 Katie Meier, 1985-86
5. 394 Wanisha Smith, 2004-05
6. 381 Jenni Kraft, 1988-89
7. 350 Payton Black, 1995-96
8. 342 Alexis Jones, 2012-13
9. 331 Tara McCarthy, 1977-78
10. 325 Stacy Hurd, 1980-81

Points Per Game Average

1. 17.6 Chris Moreland, 1984-85~
2. 17.0 Alana Beard, 2000-01~
3. 16.6 Tara McCarthy, 1977-78~
4. 14.6 Katie Meier, 1985-86
5. 14.3 Monique Currie, 2001-02
6. 14.0 Elizabeth Williams, 2011-12~
7. 13.6 Jenni Kraft, 1988-89
8. 13.0 Stacy Hurd, 1980-81
9. 10.9 Wanisha Smith, 2004-05
- 10.9 Leslie Earnhardt, 1978-79

Rebounds

1. 260 Chante Black, 2004-05~
2. 259 Elizabeth Williams, 2011-12~
3. 238 Chris Moreland, 1984-85
4. 209 Monique Currie, 2001-02
5. 188 Iciss Tillis, 2000-01
6. 174 Stacy Hurd, 1980-81
7. 188 Iciss Tillis, 2000-01
8. 175 Allison Vernerey, 2009-10
9. 171 Wynter Whitley, 2001-02
10. 170 Payton Black, 1995-96

Rebounds Per Game Average

1. 9.5 Chris Moreland, 1984-85~
2. 7.8 Elizabeth Williams, 2011-12~
3. 7.6 Chante Black, 2004-05~
4. 6.9 Stacy Hurd, 1980-81
5. 6.0 Monique Currie, 2001-02
6. 5.8 Sue Harnett, 1986-87
7. 5.7 Leslie Earnhardt, 1978-89
8. 5.6 Sarah Sullivan, 1982-83
9. 5.6 Tara McCarthy, 1977-78
10. 5.5 Iciss Tillis, 2000-01

Assists

1. 154 Wanisha Smith, 2004-05~
2. 144 Alexis Jones, 2012-13
3. 124 Lindsey Harding, 2002-03~
4. 113 Alana Beard, 2000-01
5. 112 Abby Waner, 2005-06
6. 101 Robin Baker, 1988-89
7. 93 Patti Thomasson, 1879-80
8. 91 Hilary Howard, 1995-96
9. 90 Monique Currie, 2001-02
10. 86 Chelsea Gray, 2010-11

Blocks

1. 116 Elizabeth Williams, 2011-12~
2. 68 Sarah Sullivan, 1982-83
3. 46 Chante Black, 2004-05
4. 40 Iciss Tillis, 2000-01
5. 37 Sue Harnett, 1986-87
6. 35 Krystal Thomas, 2007-08
7. 33 Brittany Hunter, 2003-04
8. 30 Jasmine Thomas, 2007-08
9. 30 Alana Beard, 2000-01
10. 29 Allison Vernerey, 2009-10
29 Alison Bales, 2003-04

Steals

1. 106 Alana Beard, 2000-01~
2. 68 Lindsey Harding, 2002-03
3. 66 Chelsea Gray, 2010-11
4. 65 Abby Waner, 2005-06
5. 63 Alexis Jones, 2012-13
6. 61 Wanisha Smith, 2004-05
7. 58 Katie Meier, 1985-86~
8. 54 Iciss Tillis, 2000-01
9. 53 Chloe Wells, 2010-11
10. 52 Jasmine Thomas, 2007-08

Free Throws Made

1. 138 Monique Currie, 2001-02~
2. 113 Chris Moreland, 1984-85~
3. 111 Alana Beard, 2000-01~
4. 102 Katie Meier, 1985-86
5. 90 Jenni Kraft, 1988-89
6. 88 Elizabeth Williams, 2011-12~
7. 86 Payton Black, 1995-96
8. 85 Wanisha Smith, 2004-05
9. 84 Wynter Whitley, 2001-02
10. 82 Sheana Mosch, 1999-00

~ Denotes led team as a freshman.

Free Throws Attempted

- 179 Monique Currie, 2001-02~
- 160 Chris Moreland, 1984-85~
- 145 Elizabeth Williams, 2011-12~
- 141 Alana Beard, 2000-01~
- 138 Katie Meier, 1985-86
- 133 Payton Black, 1995-96~
- 118 Wanisha Smith, 2004-05
- 118 Wynter Whitley, 2001-02
- 101 Sheana Mosch, 1999-00
- 87 Allison Vernerey, 2009-10

Free Throw Percentage

- .900 Jenni Kraft, 1988-89~
- .812 Sheana Mosch, 1999-00~
- .805 Chelsea Gray, 2010-11~
- .795 Alexis Jones, 2012-13
- .787 Alana Beard, 2000-01
- .786 Bridgette Mitchell, 2006-07
- .771 Monique Currie, 2001-02
- .765 Lindsey Harding, 2002-03
- .762 Patti Thompson, 1979-80
- .756 Krista Gingrich, 1998-99

Field Goal Percentage

- .600 Rochelle Parent, 1997-98
- .591 Tyish Hall, 1993-94
- .571 Payton Black, 1995-96
- .566 Chris Moreland, 1984-85~
- .558 Brittany Hunter, 2003-04
- .527 Chante Black, 2004-05
- .522 Haley Peters, 2010-11~
- .512 Alana Beard, 2000-01
- .514 Ali Day, 1992-93
- .494 Monique Currie, 2001-02

Three-Pointers Made

- 50 Abby Waner, 2005-06
- 41 Wanisha Smith, 2004-05
- 41 Jenni Kraft, 1988-89~
- 37 Georgia Schweitzer, 1997-98
- 36 Dana McDonald, 1989-90
- 33 Laura Kurz, 2004-05
- 33 Chelsea Gray, 2010-11
- 30 Jessica Foley, 2002-03
- 29 Krista Gingrich, 1998-99
- 28 Tricia Liston, 2010-11

Three-Pointers Attempted

- 131 Abby Waner, 2005-06
- 104 Georgia Schweitzer, 1997-98
- 100 Wanisha Smith, 2004-05
- 98 Dana McDonald, 1989-90
- 97 Jasmine Thomas, 2007-08
- 86 Jessica Foley, 2002-03
- 83 Chelsea Gray, 2010-11
- 76 Jenny Kraft, 1988-89
- 76 Alexis Jones, 2012-13
- 74 Iciss Tillis, 2000-01
- 74 Rometra Craig, 2000-01

Three-Point Field Goal Percentage

- .539 Jenni Kraft, 1988-89~
- .452 Laura Kurz, 2004-05~
- .419 Robin Baker, 1988-89
- .417 Nazrawit Medhanie, 1995-96
- .417 Shay Selby, 2008-09
- .414 Lauren Rice, 1996-97
- .410 Wanisha Smith, 2004-05
- .400 Kathleen Scheer, 2008-09
- .403 Krista Gingrich, 1998-99
- .398 Chelsea Gray, 2010-11

Double Figure Scoring

- 27 Elizabeth Williams, 2011-12~
- 26 Monique Currie, 2001-02
- 26 Alana Beard, 2000-01
- 25 Katie Meier, 1985-86
- 23 Chris Moreland, 1984-85~
- 22 Wanisha Smith, 2004-05
- 19 Jenni Kraft, 1988-89
- 19 Stacy Hurd, 1980-81
- 19 Chelsea Gray, 2010-11
- 17 Sue Harnett, 1986-87

Double-Doubles

- 10 Chris Moreland, 1984-85
- 9 Monique Currie, 2001-02
- 7 Elizabeth Williams, 2011-12~
- 5 Chante Black, 2004-05
- 4 Sue Harnett, 1986-87
- 3 Stacy Hurd, 1980-81
- 2 Alexis Jones, 2012-13
- 2 Allison Vernerey, 2009-10
- 2 Brittany Hunter, 2003-04
- 2 Iciss Tillis, 2000-01
- 2 Katie Meier, 1985-86

20-Point games

- 10 Alana Beard, 2000-01
- 10 Chris Moreland, 1984-85
- 7 Monique Currie, 2001-02
- 5 Jenni Kraft, 1988-89
- 5 Tara McCarthy, 1977-78
- 4 Dana McDonald, 1989-90
- 4 Katie Meier, 1985-86
- 3 Elizabeth Williams, 2011-12
- 3 Wanisha Smith, 2004-05
- 3 Stacy Hurd, 1980-81

30-Point games

- 33 Alana Beard at Maryland, 1-14-01
- 31 Chris Moreland at UNC Wilmington, 2-23-85
- 31 Stacy Hurd vs. Wake Forest, 12-8-80
- 30 Monique Currie vs. North Carolina, 3-4-02
- 30 Chris Moreland vs. N.C. Central 11-20-84

Double Figure Rebounds

- 11 Chante Black, 2004-05
- 10 Chris Moreland, 1984-85
- 9 Monique Currie, 2001-02
- 8 Elizabeth Williams, 2011-12~
- 4 Stacy Hurd, 1980-81
- 4 Iciss Tillis, 2000-01
- 4 Alana Beard, 2000-01
- 4 Sue Harnett, 1986-87
- 3 Joy Cheek, 2006-07
- 3 Bridgette Mitchell, 2006-07
- 3 Payton Black, 1995-96

Double Figure Assists

- 2 Patti Thomasson, 1979-80
- 1 Alexis Jones, 2012-13
- 1 Abby Waner, 2005-06
- 1 Krista Gingrich, 1998-99

Double-Double in First Game

Chris Moreland vs. N.C. Central, 11-20-84, 30 pts, 13 reb
 Monique Currie vs. Texas Tech, 11-11-01, 17 pts, 10 reb
 Joy Cheek vs. Northeastern, 11-11-06, 12 pts, 11 reb
 Bridgette Mitchell vs. Northeastern, 11-11-06, 18 pts., 13 reb

Most Consecutive Double-Figure Scoring Games in a Season

- 19 Elizabeth Williams, 2011-12
 17 Katie Meier, 1985-86

Earliest To Start First Game

1st game Patti Thomason at Virginia, 11-24-79
 Ada Heady at St. Joseph's, 11-21-80
 Stacy Hurd at St. Joseph's, 11-21-80
 Sara Sullivan vs. E.Kentucky, 11-26-82
 Connie Goins vs. E. Kentucky, 11-26-82
 Chris Moreland vs. N.C. Central, 11-20-84
 Sue Harnett vs. Florida, 11-28-86
 Jenni Kraft vs. E.Washington, 11-25-88
 Robin Baker vs. E.Washington, 11-25-88
 Shannon Willis vs. vs. Xavier, 12-28-90
 Alison Day vs. UNC Wilmington, 12-1-92
 Nazrawit Medhanie vs. VCU, 11-15-95
 Missy West at UNC Asheville, 11-23-96
 Georgia Schweitzer vs. Florida State, 1-16-98
 Michele Matyasovsky vs. Vanderbilt, 11-24-99
 Alana Beard vs. UCLA, 11-10-00
 Iciss Tillis vs. UCLA, 11-10-00
 Wynter Whitley vs. Texas Tech, 11-11-01
 Chante Black vs. Davidson, 11-12-04
 Abby Waner at Penn State, 11-18-05
 Chloe Wells vs. Brigham Young, 11-13-10
 Elizabeth Williams at Brigham Young, 11-11-11
 Alexis Jones vs. Presbyterian, 11-17-12

Earliest to Start First game under Coach P

1st game Alexis Jones vs. Presbyterian, 11-17-12
 1st game Elizabeth Williams vs. Brigham Young, 11-11-11
 1st game Chloe Wells vs. Brigham Young, 11-13-10
 9th game Jasmine Thomas vs. Rutgers, 12-6-07
 14th game Haley Peters vs. Kentucky, 1-4-11
 25th game Allison Vernerey vs. North Carolina, 2-8-10

~ Denotes led team as a freshman.

Individual RecordsPoints

- 35 Carey Kauffman vs. UNCA, 11-30-94
 35 Alana Beard vs. Maryland, 1-2-02

Points by Opponent

- 33 Chasity Melvin, N.C. State, 2-12-97

Field Goals

- 16 Sue Harnett vs. VCU, 12-10-88

Field Goals by Opponent

- 14 Chasity Melvin, N.C. State, 2-12-97
 14 Tracy Reid, North Carolina, 2-21-97

Fields Goal Attempted

- 25 Stacy Hurd vs. Vanderbilt, 3-13-82
 25 Sue Harnett vs. VCU, 12-10-88

Fields Goal Attempted by Opponent

- 28 Andrea Riley, Oklahoma St., 11-14-08

Three-Pointers Made

- 7 Jessica Foley vs. Georgia Tech, 1-17-05
 7 Nicole Erickson vs. Clemson, 1-14-99

Three-Pointers Made by Opponent

- 8 Kelly Morrone, South Carolina, 11-25-01

Three-Pointers Attempted

- 12 Jessica Foley vs. Georgia Tech, 1-17-05
 12 Nicole Erickson vs. Clemson, 1-14-99

Free Throws

- 15 Nicole Johnson vs. Wake Forest, 2-26-92

Free Throws by Opponent

- 14 J. Pierce, Georgia Tech, 1-29-93

Free Throws Attempted

- 22 Tara McCarthy vs. UNC, 2-24-78

Free Throws Attempted by Opponent

- 18 Deana Tate, Maryland, 2-22-86

Rebounds

- 19 Carey Kauffman vs. UNCA, 11-30-94
 19 Chris Moreland vs. Georgia Tech, 1-15-88

Rebounds by Opponent

- 20 Robyn Fairbanks, Utah Valley, 12-18-07

Assists

- 13 Chelsea Gray, Pittsburgh, 12-4-11

Assists by Opponent

- 12 Dawn Staley, Virginia, 2-11-89

Steals

- 10 Abby Waner vs. Utah Valley, 12-18-07

Steals by Opponent

- 8 Pam Leake, UNC, 1-7-86
 8 Donna Holt, Virginia, 2-21-87

Blocks

- 11 Sarah Sullivan vs. Richmond, 1-22-83

Blocks by Opponent

- 7 Waltiea Rolle, North Carolina, 2-7-11
 7 Jassany Williams, Auburn, 11-18-11

Team RecordsPoints

- 128 vs. Howard, 12-6-02

Points by Opponent

- 107 vs. Clemson, 1-10-92

Points by Two Teams

- 191 vs. Georgia Tech, 1-28-89

Field Goals

- 51 vs. Howard, 12-6-02

Field Goals by Opponent

- 44 N.C. State, 1-10-90

Field Goal Attempted

- 97 vs. Morgan State, 11-26-93

Field Goal Attempts by Opponent

- 82 N.C. State, 2-6-91 and Charleston, 12-18-90

Field Goal Percentage

- 68.2 vs. Arkansas State, 11-25-05

Field Goal Percentage by Opponent

- 65.5 Virginia, 1-25-94

Three-Pointers Made

- 13 vs. Georgia Tech, 1-17-05

Three-Pointers Made by Opponent

- 13 Connecticut, 1-18-10

Three-Pointers Attempted

- 30 vs. Georgia Tech, 1-17-05

Free Throws

- 29 vs. North Carolina, 1-27-00

Free Throws by Opponent

- 30 Virginia, 2-27-87 and NCSU, 1-21-87

Free Throw Attempted

- 44 vs. Howard, 11-30-87

Free Throw Attempted by Opponent

- 45 N.C. State, 1-21-87

Free Throw Percentage

- 1.00 (11-11) vs. Georgia Tech, 2-18-94

Free Throw Percentage by Opponent

- 1.00 (8-8) Maryland, 1-22-12

Rebounds

- 63 vs. Northeastern, 1-11-06

Rebounds by Opponent

- 57 Virginia, 2-13-93

Assists

- 36 vs. UNC Wilmington, 12-20-11

Assists by Opponent

- 29 N.C. State, 1-10-90

Steals

- 31 N.C. Central, 12-28-09

Steals by Opponent

- 24 Virginia, 1-5-91

Blocks

- 15 vs. Ball State, 12-19-05

Blocks by Opponent

- 11 Auburn, 11-18-11

Forced Turnovers by Duke

- 45 vs. N.C. Central, 12-28-09
 45 vs. Morgan State, 11-26-93

Largest Halftime Lead

- 56 vs. N.C. Central (65-9), 12-12-98

Most Points Scored in First Half

- 65 vs. N.C. Central, 12-28-10
 65 vs. Fairfield, 11-22-05
 65 vs. Morgan State, 11-26-93

Most Points Scored in First Half by Opponent

- 52 Virginia, 2-29-97

Most Points Scored in Second Half

- 70 vs. Stephen F. Austin, 11-29-03

Most Points Scored in Second Half by Opponent

- 60 N.C. State, 1-19-88

Largest Winning Margin

- +89 vs. N.C. Central (117-28), 12-28-10

Largest Winning Margin by Opponent

- +36 Virginia, 2-13-93

Cameron NotablesFirst Game

N.C. Central 64, Duke 36 • Jan. 15, 1976

First Victory

Duke 64, UNC Charlotte 60 • Jan. 25, 1977

First Home ACC Win

Duke 70, Georgia Tech 55 • Jan. 13, 1979

100th Victory

Duke 77, Western Carolina 64 • Dec. 6, 1989

200th Victory

Duke 79, Holy Cross 51 • March 13, 1999

250th Victory

Duke 106, Charleston Southern 38 • Dec. 16, 2002

300th Victory

Duke 71, Marist 50 • Nov. 17, 2006

350th Victory

Duke 83, Virginia 65 • Feb. 26, 2010

Record in Cameron Indoor Stadium

Year	Record	Pct.	Average Attendance	Single Game High
1975-76	0-6	.000	--	--
1976-77	2-5	.286	--	--
1977-78	0-9	.000	--	--
1978-79	8-3	.727	--	--
1979-80	8-3	.727	--	--
1980-81	8-3	.727	172	278
1981-82	8-5	.615	232	500
1982-83	9-3	.750	261	800
1983-84	9-5	.643	210	300
1984-85	8-3	.727	280	500
1985-86	11-2	.846	573	3,200
1986-87	12-3	.800	838	4,872
1987-88	9-4	.692	744	2,257
1988-89	5-8	.385	895	1,850
1989-90	9-3	.750	933	3,000
1990-91	8-6	.571	803	3,000
1991-92	7-7	.500	1,006	3,800
1992-93	7-6	.539	533	2,177
1993-94	10-3	.769	696	1,200
1994-95	12-2	.857	1,482	5,000
1995-96	11-3	.786	1,934	6,500
1996-97	11-2	.846	1,749	5,478
1997-98	14-1	.933	2,357	5,879
1998-99	15-1	.938	2,680	8,572
1999-00	16-2	.889	2,977	5,721
2000-01	14-1	.933	4,626	8,933
2001-02	15-1	.938	3,919	6,904
2002-03	13-1	.929	5,577	9,314
2003-04	14-1	.933	6,237	9,314
2004-05	13-1	.929	4,966	8,240
2005-06	12-1	.923	6,073	9,314
2006-07	14-0	1.000	5,852	9,314
2007-08	10-3	.769	6,764	9,314
2008-09	14-0	1.000	6,665	9,314
2009-10	16-1	.941	4,714	9,314
2010-11	17-0	1.000	5,216	9,314
2011-12	13-1	.929	5,361	8,595
2012-13	16-0	1.000	4,958	9,314
Total	398-109	.785		

Top Single-Game Cameron Attendance Marks

Attendance	Opponent	Date	Result
9,314	North Carolina	3-3-13	W, 65-58
9,314	North Carolina	2-27-11	W, 66-58
9,314	Connecticut	1-18-10	L, 48-81
9,314	North Carolina	3-1-09	W, 81-79 (OT)
9,314	Maryland	2-17-08	L, 69-76
9,314	North Carolina	2-4-08	L, 76-93
9,314	Tennessee	1-28-08	L, 64-67
9,314	North Carolina	2-25-07	W, 67-62
9,314	Maryland	1-13-07	W, 81-62
9,314	North Carolina	1-29-06	L, 70-74
9,314	Tennessee	1-23-06	W, 75-53
9,314	Tennessee	1-24-04	L, 69-72
9,314	North Carolina	1-11-04	W, 79-57
9,314	North Carolina	2-20-03	W, 97-63
9,314	Connecticut	2-1-03	L, 65-77
8,874	N.C. State	3-2-03	W, 86-60
8,572	North Carolina	2-21-99	W, 88-78
8,257	North Carolina	2-26-01	W, 72-67

• A sellout crowd in Cameron Indoor Stadium is 9,314

Top Season Cameron Attendance Marks

	Year	Total Games	Total Attendance	Average
1.	2007-08	13	87,931	6,764
2.	2008-09	14	93,174	6,655
3.	2003-04	15	93,553	6,237
4.	2005-06	13	78,948	6,073
5.	2006-07	14	81,921	5,852
6.	2002-03	14	78,072	5,577
7.	2011-12	14	75,054	5,361
8.	2010-11	17	88,667	5,216
9.	2004-05	14	69,526	4,966
10.	2012-13	16	79,328	4,958
11.	2009-10	17	80,134	4,714
12.	2000-01	15	69,390	4,626
13.	2001-02	16	62,698	3,919
14.	1998-99	16	48,879	3,055
15.	1999-00	18	53,583	2,978
16.	1997-98	15	35,359	2,357
17.	1995-96	14	27,075	1,934
18.	1996-97	13	22,736	1,749
19.	1994-95	14	20,754	1,482

[7/6] Duke 76, Wake Forest 58

January 6, 2012
Winston-Salem, N.C. (Joel Coliseum)

DUKE	FG	3FG	FT	REB	PF	TP	A	TO	B	S	Min
Peters f	5-13	0-0	2-2	4-2-6	2	12	3	3	1	0	25
Williams c	6-13	0-0	6-9	6-10-16	2	18	4	6	12	1	33
Gray g	2-5	1-1	1-1	0-4-4	2	6	6	7	1	1	33
Jackson g	4-9	0-1	3-5	4-2-6	3	11	2	1	0	1	25
Liston g	1-4	1-2	3-4	0-3-3	4	6	1	3	0	0	18
Selby g	4-7	1-3	0-0	1-4-5	3	9	3	2	0	2	31
Johnson	0-0	0-0	2-2	1-3-4	1	2	0	2	0	0	7
Scheer	2-4	0-1	0-0	1-5-6	2	4	1	4	1	0	16
Vernerey	3-3	0-0	2-2	1-2-3	0	8	2	0	1	0	12
TEAM				2-2-4							
Totals	27-58	3-8	19-25	20-37-57	19	76	22	28	16	5	200
Pct.	46.6	37.5	76.0	DB: 3.2							

FG's (1st half: 14-32, 43.8%; 2nd half: 13-26, 50.0%)
3FG's (1st half: 1-3, 33.3%; 2nd half: 2-5, 40.0%)
FT's (1st half: 5-9, 55.6%; 2nd half: 14-16, 87.5%)

WAKE	FG	3FG	FT	REB	PF	TP	A	TO	B	S	Min
Walker f	2-9	1-2	0-2	4-1-5	4	5	0	3	3	3	29
Ray f	4-10	0-0	1-1	3-4-7	3	9	1	4	2	3	26
Garcia g	0-11	0-2	0-0	3-2-5	1	0	1	1	0	1	17
Thomas g	1-7	0-0	0-0	1-1-2	4	2	5	2	0	1	24
Boykin g	10-25	5-10	0-0	2-1-3	0	25	1	1	0	3	36
Hall	1-1	1-1	0-0	0-0-0	2	3	1	0	0	0	5
Douglas	0-6	0-1	0-2	0-1-1	0	0	3	1	0	0	15
Hamby	0-1	0-0	0-0	0-0-0	0	0	0	0	1	0	7
Wright	4-6	0-0	1-3	2-1-3	3	9	0	1	0	1	19
Williams	1-4	0-0	3-5	4-1-5	3	5	0	2	0	4	22
TEAM				4-1-5							
Totals	23-80	7-16	5-13	23-13-36	20	58	12	16	6	16	200
Pct.	28.8	43.8	38.5	DB: 3.1							

FG's (1st half: 10-38, 26.3%; 2nd half: 13-42, 31.0%)
3FG's (1st half: 4-6, 66.7%; 2nd half: 3-10, 30.0%)
FT's (1st half: 3-7, 42.9%; 2nd half: 2-6, 33.3%)

Officials: Eric Brewton, Denise Brooks, Rachelle Jones
Attendance: 1,358 • Technical Fouls: None

Score by Periods	1st	2nd	Total
Duke	34	42	76
Wake Forest	27	31	58

Elizabeth Williams Nets Triple-Double

Blue Devil freshman Elizabeth Williams netted the fifth triple-double in school history at Wake Forest on January 6, 2012 with 18 points, 16 rebounds and 12 blocked shots.

Williams' 12 blocks was a new ACC and Duke record, while her 16 rebounds matched a Blue Devil freshman record. She played 33 minutes and hit 6-of-13 field goals.

In the first half, Williams posted four points, 10 rebounds and nine blocked shots in 19 minutes of play.

Duke was the only team in the nation in 2011-12 to have two student-athletes notch triple-doubles in the same season, while becoming just the fourth school in NCAA history as well.

[7/6] Duke 92, Pittsburgh 43

December 4, 2011
Durham, N.C. (Cameron Indoor Stadium)

PITTSBURGH	FG	3FG	FT	REB	PF	TP	A	TO	B	S	Min
Dunn f	1-3	0-0	0-0	0-2-2	3	2	0	2	2	2	18
Golden f	0-0	0-0	2-2	2-0-2	0	2	0	2	1	1	15
Kiesel g	3-14	1-4	5-9	0-4-4	1	12	2	8	0	1	30
Dowd g	3-8	3-5	0-0	0-1-1	3	9	0	2	0	0	31
Anderson g	1-9	1-3	0-0	2-2-4	4	3	3	4	0	0	31
Logan	1-1	0-0	0-0	0-1-1	1	2	0	2	0	0	7
Davis	1-11	0-0	0-0	0-1-1	3	2	0	2	0	1	21
Burdgeess	1-1	0-0	0-1	2-2-4	0	2	1	2	1	0	25
McManus	3-12	0-0	3-4	5-7-12	3	9	0	0	0	2	22
TEAM				7-3-10							
Totals	14-59	5-12	10-16	18-23-41	18	43	6	24	4	7	200
Pct.	23.7	41.7	62.5	DB: 1							

FG's (1st half: 7-33, 21.2%; 2nd half: 7-26, 26.9%)
3FG's (1st half: 2-4, 50.0%; 2nd half: 3-8, 37.5%)
FT's (1st half: 6-9, 66.7%; 2nd half: 4-7, 57.1%)

DUKE	FG	3FG	FT	REB	PF	TP	A	TO	B	S	Min
Peters f	5-11	0-0	0-1	1-7-8	1	10	0	3	0	1	27
Williams c	5-14	0-0	2-3	4-5-9	3	12	1	4	5	3	26
Wells g	6-8	1-3	1-1	0-2-2	2	14	5	2	1	1	21
Gray g	5-7	2-2	2-2	3-8-11	2	14	13	1	1	6	33
Liston g	6-9	5-6	2-2	1-3-4	1	19	2	1	0	2	30
Johnson	0-0	0-0	0-0	0-1-1	0	0	0	0	0	0	4
Jackson	5-9	0-0	2-5	2-0-2	1	12	2	1	1	4	20
Scheer	4-8	2-4	0-1	3-1-4	3	10	1	0	0	2	19
Henson	0-5	0-1	0-1	0-3-3	1	0	3	1	1	0	15
Vernerey	0-1	0-0	1-2	0-0-0	2	1	0	1	0	0	5
TEAM				5-1-6							
Totals	36-72	10-16	10-18	19-31-50	16	92	27	14	9	19	200
Pct.	50.0	62.5	55.6	DB: 2.1							

FG's (1st half: 20-39, 51.3%; 2nd half: 16-33, 48.5%)
3FG's (1st half: 6-8, 75.0%; 2nd half: 4-8, 50.0%)
FT's (1st half: 3-5, 60.0%; 2nd half: 7-13, 55.6%)

Officials: Lawson Newton, Sue Blauch, Tom Danaher
Attendance: 4,428 • Technical Fouls: None

Score by Periods	1st	2nd	Total
Pittsburgh	22	21	43
Duke	49	43	92

Chelsea Gray Collects Triple-Double

Junior Chelsea Gray posted the fourth triple-double in school history against Pittsburgh on Dec. 4, 2011 with 14 points, 13 assists and 11 rebounds.

Gray's 13 assists was a Duke single-game record as she saw action in 33 minutes. She also tied a then career high with six steals against the Panthers.

In the first half, Gray had 10 points, eight assists and six rebounds.

Duke was the only team in the nation in 2011-12 to have two student-athletes notch triple-doubles in the same season, while becoming just the fourth school in NCAA history as well.

[10/12] Duke 74, Marquette 43

November 27, 2009
Cancun, Mexico (Moon Palace Resort)

DUKE	FG	3FG	FT	REB	PF	TP	A	TO	B	S	Min
Mitchell f	5-8	1-1	2-2	1-2-3	1	13	0	1	0	1	20
Cheek f	5-10	1-4	0-2	3-5-8	2	11	0	2	1	2	21
K. Thomas c	6-6	0-0	0-2	2-3-5	2	12	1	0	2	1	25
J. Thomas g	3-11	1-5	4-4	2-9-11	2	11	12	5	1	2	36
Jackson g	0-2	0-1	0-2	0-0-0	3	0	1	1	0	0	16
Hopkins	1-1	0-0	0-0	0-1-1	1	2	0	1	0	1	13
Selby	4-6	1-3	0-0	0-3-3	0	9	2	2	1	0	15
Christmas	1-5	0-2	0-0	1-2-3	0	2	1	0	0	1	21
Scheer	1-2	0-1	0-2	0-1-1	0	2	0	0	0	1	5
Rogers	0-0	0-0	0-0	1-2-3	0	0	1	1	0	0	6
Vernerey	5-8	0-0	2-3	0-2-2	2	12	0	4	0	0	22
TEAM				0-3-3							
Totals	31-59	4-17	8-17	10-33-43	13	74	18	17	4	8	200
Pct.	52.5	23.5	47.1	DB: 3							

FG's (1st half: 12-25, 48.0%; 2nd half: 19-34, 55.9%)
3FG's (1st half: 3-11, 27.3%; 2nd half: 1-6, 16.7%)
FT's (1st half: 2-3, 66.7%; 2nd half: 6-14, 42.9%)

Marquette	FG	3FG	FT	REB	PF	TP	A	TO	B	S	Min
Pachko f	3-9	0-2	0-1	6-4-10	4	6	0	5	1	0	27
Thomas-Johnson f	4-13	4-11	1-2	2-1-3	4	13	1	3	0	1	30
Jones f	2-6	0-0	0-2	2-1-3	0	4	1	1	0	1	25
Harris g	1-7	0-2	0-2	1-6-7	2	2	3	4	0	0	27
Robinson g	2-13	1-7	3-4	2-4-6	1	8	1	2	0	1	35
McMorris	1-9	0-4	0-0	2-2-4	4	2	4	2	0	2	18
Weibel	0-4	0-4	0-0	0-0-0	2	0	0	1	0	1	8
Fiedorowicz	2-3	0-0	0-0	3-2-5	0	4	0	0	0	0	14
Simmons	2-4	0-2	0-0	1-2-3	1	4	0	1	0	0	16
TEAM				3-2-5							
Totals	17-68	5-32	4-11	22-24-46	18	43	10	19	1	6	200
Pct.	25.0	15.6	36.4	DB: 3							

FG's (1st half: 6-28, 21.4%; 2nd half: 11-40, 27.5%)
3FG's (1st half: 1-14, 7.1%; 2nd half: 4-18, 22.2%)
FT's (1st half: 3-6, 50.0%; 2nd half: 1-5, 20.0%)

Officials: Dawn Marsh, Felicia Grinter, Shannon Feck
Attendance: 105 • Technical Fouls: None

Score by Periods	1st	2nd	Total
Duke	29	45	74
Marquette	16	27	43

Jasmine Thomas Posts Triple-Double

As a junior, Jasmine Thomas registered just the third triple-double in school history on November 27, 2009 during the Caribbean Challenge in Cancun, Mexico.

Thomas totaled 11 points, 12 assists and 11 rebounds in 36 minutes. The 12 assists matched the Duke single-game record at the time.

The Blue Devils went on to notch a 74-43 victory over Marquette in the contest.

[1/1] Duke 99, Miami 93

February 19, 2006
Miami, Fla. (BankUnited Center)

DUKE	FG	3FG	FT	REB	PF	TP	A	TO	B	S	Min
Williams f	4-10	0-0	4-5	2-4-6	3	12	1	1	2	1	36
Currie f	11-18	6-9	15-16	1-5-6	4	43	2	5	1	2	40
Black c	4-11	0-0	2-5	8-6-14	4	10	5	3	3	1	35
Harding g	2-8	0-2	3-8	1-5-6	1	7	3	9	1	3	41
Smith g	4-8	0-3	3-6	0-4-4	5	11	3	2	0	0	32
E. Waner	0-0	0-0	0-0	0-0-0	0	0	0	0	0	0	2
Kurz	0-0	0-0	0-0	1-2-3	1	0	0	0	0	0	4
A. Waner	1-3	1-3	0-0	0-0-0	3	3	1	4	0	1	19
Foley	2-3	0-1	2-2	0-1-1	1	6	1	1	0	0	24
Bales	3-4	0-0	1-1	1-3-4	1	7	0	1	1	2	17
TEAM				1-4-5							
Totals	31-65	7-18	30-43	15-34-49	23	99	16	26	8	10	250
Pct.	47.7	38.9	69.8	DB: 5							

FG's (1st half: 16-30, 53.3%; 2nd half: 11-25, 44.0%; OT: 4-10, 40.0%)
3FG's (1st half: 4-10, 40.0%; 2nd half: 2-5, 40.0%; OT: 1-3, 33.3%)
FT's (1st half: 4-5, 80.0%; 2nd half: 9-16, 56.3%; OT: 17-22, 77.3%)

Miami	FG	3FG	FT	REB	PF	TP	A	TO	B	S	Min
T. James f	9-19	1-5	13-14	2-9-11	4	32	3	4	0	5	45
L. James f	3-6	0-1	0-0	1-4-5	3	6	0	1	0	1	19
Knight g	7-12	4-6	2-2	2-5-7	5	20	1	4	1	1	33
Taylor g	2-17	1-6	5-6	2-2-4	3	10	4	4	0	4	44
Hayek g	2-5	2-5	0-0	2-0-2	4	6	4	3	1	2	25
Audibert	0-0	0-0	0-0	0-1-1	1	0	0	0	0	0	6
Dhahabu	2-4	0-0	0-0	0-1-1	5	4	0	0	0	0	11
Grimley	5-12	0-1	2-4	2-2-4	4	12	2	8	2	2	38
Cunningham	1-2	1-2	0-1	0-0-0	3	3	1	0	0	0	29
TEAM				6-3-9							
Totals	31-77	9-26	22-27	17-27-44	32	93	15	24	4	15	250
Pct.	40.3	34.6	81.5	DB: 0							

FG's (1st half: 12-29, 41.4%; 2nd half: 14-32, 43.8%; OT: 5-16, 31.3%)
3FG's (1st half: 3-11, 27.3%; 2nd half: 4-9, 44.4%; OT: 2-6, 33.3%)
FT's (1st half: 6-8, 75.0%; 2nd half: 8-9, 88.9%; OT: 8-10, 80.0%)

Officials: Barbara Smith, Robert Trammell, Luis Gonzalez
 Attendance: 1,648 • Technical Fouls: None

Score by Periods	1st	2nd	OT	2OT	Total
Duke	40	33	5	21	99
Miami	33	40	5	15	93

[2/2] Duke 87, Florida State 68

January 5, 2006
Durham, N.C. (Cameron Indoor Stadium)

Florida State	FG	3FG	FT	REB	PF	TP	A	TO	B	S	Min
Adeduntan f	6-12	3-6	2-2	2-3-5	2	17	0	3	1	1	32
Miller c	4-9	0-0	1-2	1-2-3	4	9	1	3	2	0	25
Neely g	1-7	0-0	1-2	3-3-6	2	3	4	2	0	2	24
Johnson g	2-9	1-3	0-0	0-3-3	1	5	1	4	0	1	31
Gladden g	4-10	0-0	1-3	2-4-6	4	9	2	3	0	3	18
Freshour	1-1	1-1	1-2	1-0-1	1	4	1	1	0	1	11
Davis-Cain	4-8	1-3	1-2	1-0-1	4	10	0	2	0	1	24
Lautsch	0-0	0-0	0-0	0-0-0	0	0	0	0	0	0	4
Williams	2-7	0-0	3-4	2-4-6	1	7	4	2	0	3	19
Anthony	1-3	0-0	2-4	2-1-3	2	4	0	0	0	0	12
TEAM				1-3-4							
Totals	25-66	6-13	12-21	15-23-38	21	68	13	20	3	12	200
Pct.	37.9	46.2	57.1	DB: 4							

FG's (1st half: 13-34, 38.2%; 2nd half: 12-32, 37.5%)
3FG's (1st half: 5-10, 50.0%; 2nd half: 1-3, 33.3%)
FT's (1st half: 4-7, 57.1%; 2nd half: 8-14, 57.1%)

Duke	FG	3FG	FT	REB	PF	TP	A	TO	B	S	Min
Williams f	7-9	0-0	2-6	1-5-6	2	16	3	1	1	0	30
Currie f	7-12	2-3	5-6	3-9-12	1	21	11	5	0	3	35
Bales c	5-7	0-0	4-6	3-6-9	4	14	1	4	3	1	22
A. Waner g	2-8	1-5	2-2	0-5-5	2	7	1	2	1	1	23
Harding g	5-10	1-3	1-2	1-1-2	0	12	3	2	1	1	32
E. Waner	0-1	0-0	0-0	0-0-0	1	0	0	0	0	0	4
Kurz	1-2	1-1	0-0	1-1-2	2	3	1	0	0	3	9
Black	2-4	0-0	0-0	2-3-5	3	4	0	1	2	2	13
Smith	2-4	0-0	4-4	0-1-1	1	8	3	0	1	1	16
Foley	0-3	0-2	0-1	0-0-0	1	0	0	1	0	0	11
Gay	1-1	0-0	0-0	1-0-1	0	2	0	0	0	0	5
TEAM				0-1-1							
Totals	32-61	5-14	18-27	12-32-44	17	87	23	19	8	12	200
Pct.	52.5	35.7	66.7	DB: 2							

FG's (1st half: 19-35, 54.3%; 2nd half: 13-26, 50.0%)
3FG's (1st half: 4-9, 44.4%; 2nd half: 1-5, 20.0%)
FT's (1st half: 7-7, 100.0%; 2nd half: 11-20, 55.0%)

Officials: Joe Cunningham, Mark Hardcastle, Tom Baldwinelli
 Attendance: 4,675 • Technical Fouls: None

Score by Periods	1st	2nd	Total
Florida State	35	33	68
Duke	49	38	87

[1/1] Duke 60, Virginia 59

January 9, 2003
Charlottesville, Va. (University Hall)

DUKE	FG	3FG	FT	REB	PF	TP	A	TO	B	S	Min
Tillis f	0-6	0-2	6-6	4-2-6	5	6	3	2	0	0	26
Malyasovsky f	2-7	0-2	0-0	3-4-7	2	4	1	1	1	1	29
Bass c	1-5	0-0	2-4	0-2-2	4	4	0	3	0	0	14
Krapohl g	0-2	0-2	0-0	0-1-1	0	0	2	1	0	0	24
Beard g	16-30	1-3	8-10	5-5-10	4	41	0	1	2	1	39
Mosch	0-2	0-1	5-8	2-1-3	1	5	1	0	0	0	28
Harding	0-3	0-1	0-2	1-2-3	3	0	0	3	0	2	30
Whitley	0-4	0-0	0-0	0-1-1	3	0	0	1	1	0	10
TEAM				5-1-6							
Totals	19-59	1-11	21-30	20-19-39	22	60	7	12	4	3	200
Pct.	32.2	9.1	70.0	DB: 4							

FG's (1st half: 6-26, 23.1%; 2nd half: 13-33, 39.4%)
3FG's (1st half: 0-5, 0%; 2nd half: 1-6, 16.7%)
FT's (1st half: 11-16, 68.8%; 2nd half: 10-14, 71.4%)

Virginia	FG	3FG	FT	REB	PF	TP	A	TO	B	S	Min
Sardin f	2-7	0-0	3-3	0-4-4	4	7	1	3	0	0	18
Crosswhite f	5-11	0-4	3-3	2-1-3	3	13	1	0	1	1	26
O'Reggio c	3-4	0-0	0-0	4-8-12	3	6	1	2	2	1	18
Blue g	3-9	0-1	4-4	0-1-1	5	10	6	2	2	1	18
Grant/Fairley g	6-9	0-1	0-0	1-2-3	1	12	2	4	1	0	33
Dickson	1-4	1-3	0-0	0-0-0	0	3	0	0	0	0	11
Jaeger	0-1	0-0	1-2	1-1-2	1	1	0	1	0	1	8
Chatman	0-2	0-0	0-0	0-0-0	1	0	0	1	0	0	7
Prillaman	0-1	0-1	0-0	1-1-2	0	0	0	1	0	0	17
Logan/Friend	1-2	0-0	5-7	2-2-4	4	7	0	3	2	0	21
Sahin	0-3	0-0	0-0	0-1-1	1	0	0	1	0	0	10
TEAM				2-1-3							
Totals	21-53	1-10	16-19	13-22-35	23	59	11	17	8	4	200
Pct.	39.6	10.0	84.2	DB: 2							

FG's (1st half: 12-29, 41.4%; 2nd half: 9-25, 37.5%)
3FG's (1st half: 1-6, 16.7%; 2nd half: 0-4, 0.0%)
FT's (1st half: 3-6, 50.0%; 2nd half: 13-13, 100%)

Officials: Nan Sisk, Dan Outlaw, Mark Zentz
 Attendance: 4,172 • Technical Fouls: None

Score by Periods	1st	2nd	Total
Duke	23	37	60
Virginia	28	31	59

Currie Sets Duke Single Game Scoring Mark

Monique Currie registered a Duke single game scoring mark with 43 points at Miami on Feb. 19, 2006. The previous high for a Blue Devil was 41 by Alana Beard.

Currie scored 28 points through the second half of play before notching 15 points in the two overtimes to help the Blue Devils notch a 99-93 overtime victory.

In the second overtime, Currie hit 11 free throws to seal the victory. For the game, she hit 11-of-18 field goals and 15-of-16 free throws in 40 minutes.

Currie Collects Triple-Double at Florida State

For just the second time in school history, Monique Currie registered a triple-double with 21 points, 11 assists and 12 rebounds on Jan. 5, 2006 versus Florida State.

Currie registered 14 points, six assists and four rebounds in the first half, before notching seven points, five assists and eight rebounds in the second stanza.

She played 35 minutes, while hitting 7-of-12 field goals in the Blue Devil victory.

Beard Tallies School-Record 41 Points

Led by Alana Beard's record-breaking performance, top-ranked Duke downed Virginia, 60-59 on Jan. 9, 2003 in Charlottesville, Va.

Beard collected 14 points in the first half before scoring 27 points in the second stanza on 10-of-19 shooting on her way to scoring a school-record 41 points.

She scored Duke's final six points of the game, including two free throws with one second remaining to clinch the Blue Devil win.

Duke 128, Howard 53

December 6, 2002
Durham, N.C. (Cameron Indoor Stadium)

Boxscore table for Duke vs Howard, Dec 6, 2002. Includes player stats for Kirk, Ruglass, Askeew, Pettay, Shelton, Johnson, Wiggins, Hicks, James, Hodgson, Vickers, and team totals.

FG's (1st half: 11-33, 33.3%; 2nd half: 7-30, 23.3%)
3FG's (1st half: 1-5, 20.0%; 2nd half: 4-13, 30.8%)
FT's (1st half: 0-1, 0.0%; 2nd half 12-14, 85.7%)

Boxscore table for Duke vs Howard, Dec 6, 2002. Includes player stats for Tillis, Matyasovskyf, Bass, Krapohl, Beard, Mosch, Harding, Smith, Foley, Whitley, and team totals.

FG's (1st half: 23-42, 54.8%; 2nd half: 28-42, 66.7%)
3FG's (1st half: 3-7, 42.9%; 2nd half: 3-9, 33.3%)
FT's (1st half: 11-13, 84.6%; 2nd half: 9-12, 75.0%)

Officials: Lawson Newton, Michael Utley, Mark Hardcastle
Attendance: 2,417 • Technical Fouls: None

Score by Periods table for Duke vs Howard, Dec 6, 2002. Shows 1st, 2nd, and Total scores.

[4/4] Duke 92, [15/16] Clemson 42

January 28, 2001
Durham, N.C. (Cameron Indoor Stadium)

Boxscore table for Duke vs Clemson, Jan 28, 2001. Includes player stats for Forns, Glenney, Bath, Scott, Floyd, Slosser, Gaines, Queen, Stokes, Aderhold, Crowe, and team totals.

FG's (1st half: 8-23, 34.8%; 2nd half: 9-26, 34.6%)
3FG's (1st half: 1-6, 16.7%; 2nd half: 2-5, 40.0%)
FT's (1st half: 2-4, 50.0%; 2nd half: 3-6, 50.0%)

Boxscore table for Duke vs Clemson, Jan 28, 2001. Includes player stats for Parent, Tillis, Mosch, Craig, Schweitzer, Krapohl, Gebisa, Gvozdenovic, West, Brown, Matyasovsky, White, and team totals.

FG's (1st half: 21-35, 60.0%; 2nd half: 14-27, 51.9%)
3FG's (1st half: 5-10, 50.0%; 2nd half: 5-11, 45.5%)
FT's (1st half: 9-10, 90.0%; 2nd half: 3-4, 75.0%)

Officials: Dennie Demayo, Tommy Salerno, Dan Outlaw
Attendance: 6,194 • Technical Fouls: None

Score by Periods table for Duke vs Clemson, Jan 28, 2001. Shows 1st, 2nd, and Total scores.

Duke 74, North Carolina 42

January 25, 1995
Durham, N.C. (Cameron Indoor Stadium)

Boxscore table for Duke vs North Carolina, Jan 25, 1995. Includes player stats for Smith, Lawrence, Gillingham, Gear, Jones, Jackson, McKee, Reid, Cooper, Suddreth, N. Walker, S. Walker, and team totals.

FG's (1st half: 13-36, 36.1%; 2nd half: 16-45, 35.6%)
3FG's (1st half: 3-9, 33.3%; 2nd half: 3-12, 25.0%)
FT's (1st half: 7-9, 77.8%; 2nd half 1-4, 25.0%)

Boxscore table for Duke vs North Carolina, Jan 25, 1995. Includes player stats for Kauffman, Hall, Day, Scanlon, Orr, Brandau, Blanding, McGinnis, Meiman, Brown, Coggeshall, and team totals.

FG's (1st half: 15-32, 46.9%; 2nd half: 19-39, 48.7%)
3FG's (1st half: 1-3, 33.3%; 2nd half: 1-3, 33.3%)
FT's (1st half: 2-2, 100.0%; 2nd half: 2-6, 33.3%)

Officials: Lawson Newton, Richard Frankof, Ken Chepy
Attendance: 5,000 • Technical Fouls: None

Score by Periods table for Duke vs North Carolina, Jan 25, 1995. Shows 1st, 2nd, and Total scores.

Duke Scores School-Record 128 Points

Duke registered a school-record 128 points as the Blue Devils downed Howard, 128-53. The Blue Devils hit 60.7 percent of their field goals led by seven different Duke players in double-digits.

Mosch is Perfect from the Field Against Clemson

With Duke All-America Alana Beard out with an injury, Sheana Mosch hit a school-record 12-of-12 field goals on her way to scoring 30 points and grabbing 11 rebounds in a 92-42 victory over 15th-ranked Clemson on Jan. 28, 2001.

During the four-game stretch Beard was injured, Mosch averaged 26.5 points, 6.0 rebounds, 2.5 assists and 2.0 steals. She hit 71.2 percent of her field goals and 66.7 from downtown. Mosch led Duke to a 4-0 record during that stretch, including victories over two ranked opponents.

For her efforts, Mosch was named National Star of the Week by WomensCollegeHoops.com and earned one ACC Player of the Week honor.

Duke Upsets No. 3 North Carolina

With a 74-72 victory over third-ranked North Carolina in Cameron Indoor Stadium, the Blue Devils posted their highest win over a ranked Tar Heel squad.

In the victory, Allison Day hit the game-winner as time expired. Day took an inbounds pass from Jen Scanlon, wheeled and shot from the left baseline as the clock hit one second. By the time the ball had bounced five times on the rim, the clock had expired and 5,000 fans were waiting anxiously to see if it would drop through the net. It did, and the Blue Devils ended a 32-game winning streak by the defending national champion Tar Heels.

Duke 70, Manhattan 55

March 11, 1987
Durham, N.C. (Cameron Indoor Stadium)

Manhattan	FG	3FG	FT	REB	PF	TP	A	TO	B	S	Min
Jack f	4-9	--	4-4	0-4-4	4	12	0	2	0	0	29
Robeson f	3-12	--	1-2	3-5-8	3	7	0	2	0	0	22
Harding c	2-3	--	0-2	0-1-1	5	4	1	0	0	0	19
Gordon g	2-11	--	2-2	1-6-7	3	6	5	4	0	1	31
O'Connor g	4-9	--	3-7	2-2-4	1	11	1	4	0	5	31
Seybold	1-7	--	0-0	0-0-0	0	2	0	0	0	0	22
Mullfingher	1-1	--	0-0	0-1-1	1	2	0	0	0	0	8
O'Flaherty	1-4	--	2-2	1-1-2	4	10	1	0	0	0	21
Sellinger	4-4	--	0-0	1-2-3	0	0	0	1	0	0	14
Snyder	0-4	--	1-2	0-0-0	2	1	0	0	0	0	2
Cehelsky	0-0	--	0-0	0-1-1	0	0	0	0	0	0	1
TEAM				2							
Totals	21-60	0-0	13-21	8-23-33	23	55	8	13	0	6	200
Pct.	35.0	0.0	61.9	DB: 5							

FG's (1st half: 13-27, 48.1%; 2nd half: 8-33, 24.2%)
3FG's (1st half: 0-0, 0.0%; 2nd half: 0-0, 0.0%)
FT's (1st half: 3-7, 42.9%; 2nd half: 10-14, 71.4%)

DUKE	FG	3FG	FT	REB	PF	TP	A	TO	B	S	Min
Anderson f	3-8	--	0-2	3-7-10	0	6	4	1	0	0	29
Moreland f	9-14	--	7-9	1-5-6	3	25	0	2	1	1	38
Sullivan c	3-4	--	0-0	4-4-8	5	6	1	2	1	0	24
Hunter g	0-6	--	0-0	0-2-2	1	0	1	2	0	2	26
Meier g	6-11	--	4-5	3-8-11	3	16	10	4	0	2	32
Sonzogni	1-3	--	0-0	0-1-1	2	2	2	3	0	0	17
Harnett	5-11	--	4-6	1-1-2	1	14	1	1	2	0	19
Langhi	0-1	--	0-0	0-0-0	0	0	0	0	0	0	4
Christopher	0-0	--	1-2	1-3-4	3	1	0	2	0	0	8
Morgan	0-0	--	0-0	0-0-0	0	0	0	0	0	0	2
Kalinowski	0-2	--	0-1	1-1-2	0	0	0	1	0	0	1
TEAM				1							
Totals	21-60	0-0	16-25	14-32-47	18	70	19	18	4	5	200
Pct.	35.0	0.0	64.0	DB: 4							

FG's (1st half: 10-25, 40.0%; 2nd half: 17-35, 48.6%)
3FG's (1st half: 0-0, 0.0%; 2nd half: 0-0, 0.0%)
FT's (1st half: 9-13, 69.2%; 2nd half: 7-12, 58.3%)

Officials: Ron Collins, Vicky Davis
Attendance: 1,200 est. • Technical Fouls: None

Score by Periods	1st	2nd	Total
Manhattan	29	26	55
Duke	29	41	70

Blue Devils Net First NCAA Tournament Win

For the first time in school history, the Blue Devils made an appearance in the NCAA Tournament on March 11, 1987. Duke welcomed Manhattan to Cameron Indoor Stadium and the Blue Devils went on to produce a 70-55 victory in front of an estimated 1,200 fans.

Katie Meier led Duke with the first triple-double in school history as she notched 16 points, 11 rebounds and 10 assists in 32 minutes of play. Chris Moreland added a game-high 25 points.

Duke 82, Catawba 33

January 10, 1979
Durham, N.C. (Cameron Indoor Stadium)

Catawba	FG	3FG	FT	REB	PF	TP	A	TO	B	S	Min
Wyatt f	0-1	--	0-0	4	3	0	0	5	0	4	18
Meyers f	0-2	--	0-0	10	2	0	0	4	0	0	12
Charleton c	1-7	--	2-2	9	0	4	0	2	0	3	26
Carter g	1-5	--	7-12	3	1	9	0	4	0	3	20
Pearson g	2-5	--	4-5	2	1	8	0	5	0	1	19
Hardy	0-5	--	2-3	3	0	2	1	3	0	0	2
Bennett	1-3	--	0-0	0	1	2	0	4	0	3	17
Hedrick	2-5	--	0-1	3	0	4	0	5	0	2	27
Bass	0-2	--	2-3	2	1	2	0	1	0	1	60
Symanski	1-2	--	0-4	1	2	2	0	3	0	2	3
Totals	8-37	0-0	17-30	24	12	33	1	36	0	19	200
Pct.	35.0	0.0	61.9	DB: 5							

FG's (1st half: 42.1%; 2nd half: 21.6%)
3FG's (1st half: 0-0, 0.0%; 2nd half: 0-0, 0.0%)
FT's (1st half: 84.6%; 2nd half: 56.6%)

DUKE	FG	3FG	FT	REB	PF	TP	A	TO	B	S	Min
Krause f	7-23	--	1-4	24	3	15	2	3	1	1	29
Earnhardt f	3-11	--	1-2	9	0	7	3	0	0	4	31
Warren c	7-12	--	1-2	9	2	15	1	5	0	2	26
Markiewicz g	2-5	--	0-0	1	4	4	0	3	0	3	16
McCarthy g	9-16	--	0-1	1	2	18	3	3	0	5	29
Bergeron	3-3	--	0-0	1	1	6	2	0	0	1	8
Monroe	0-0	--	0-0	1	4	0	1	0	0	0	4
Billger	4-8	--	2-4	13	1	10	0	2	1	2	19
Lermard	0-2	--	1-2	2	0	1	1	1	0	1	14
Griffin	0-4	--	0-0	1	0	0	0	0	0	0	4
Friend	2-5	--	0-0	3	0	4	0	0	0	0	4
Matthews	1-3	--	0-0	3	2	2	2	4	0	0	17
Totals	38-92	0-0	6-15	69	19	82	15	21	2	19	200
Pct.	35.0	0.0	64.0	DB: 4							

FG's (1st half: 38.2%; 2nd half: 41.3%)
3FG's (1st half: 0-0, 0.0%; 2nd half: 0-0, 0.0%)
FT's (1st half: 28.5%; 2nd half: 40.0%)

Technical Fouls: None

Score by Periods	1st	2nd	Total
Catawba	27	6	33
Duke	38	44	82

Krause Pulls Down School Record Rebounds

During an 82-33 victory over Catawba, Barb Krause pulled down a school-record 24 rebounds as she played 29 minutes in the win.

Krause added 15 points in the Blue Devil victory as the Duke defense held Catawba to only six points in the second half.

Team

Most Points Scored

By Duke 120 vs. Alabama (3OT), 3-18-95
 By Opponent 121 by Alabama (3OT), 3-18-95

Fewest Points Scored

By Duke 40 vs. Connecticut, 3-29-11
 By Opponent 27 by Southern, 3-19-06

Largest Victory Margin

By Duke 69 (96-27) vs. Southern, 3-19-06
 By Opponent 35 (75-40) by Connecticut, 3-29-11

Largest Halftime Margin

By Duke 26 vs. Norfolk State, 3-15-02
 26 vs. Hampton, 3-20-10

Most Field Goals Made

By Duke 48 vs. Alabama (3OT), 3-18-95
 By Opponent 44 by Alabama (3OT), 3-18-95

Most Field Goals Attempted

By Duke 93 vs. Alabama (3OT), 3-18-95
 By Opponent 114 by Alabama (3OT), 3-18-95

Highest Field Goal Percentage

By Duke656 at Vanderbilt, 3-20-12
 By Opponent556 by Louisiana State, 3-25-00

Fewest Field Goals Scored

By Duke 15, two times
 *most recent* vs. Connecticut, 3-29-11
 By Opponent 11 by Southern, 3-19-06

Fewest Field Goals Attempted

By Duke 44, two times
 *most recent* vs. Old Dominion, 3-20-99
 By Opponent 43, two times
 *most recent* vs. Tennessee-Martin, 3-19-11

Most Three-Point Field Goals

By Duke 11 vs. Norfolk State, 3-15-02
 By Opponent 11 by Texas Christian, 3-17-02

Most Three-Point Attempts

By Duke 29 vs. Northwestern State, 3-15-04
 By Opponent 52 by Alabama (3OT), 3-18-95

Highest Three-Point Percentage

By Duke636 at Vanderbilt, 3-20-12
 By Opponent500 by Middle Tennessee State, 3-14-98

Most Free Throws Made

By Duke 26 vs. Western Kentucky, 3-20-00
 By Opponent 33 by Illinois, 3-16-97

Most Free Throw Attempts

By Duke 31 vs. Middle Tennessee State, 3-14-98
 31 vs. Minnesota, 3-30-04
 By Opponent 40 by Illinois, 3-16-97

Highest Free Throw Percentage

By Duke 1.000 (16-16) vs. Stanford, 3-26-12
 By Opponent 1.000 by Florida, 3-21-98
 1.000 by LSU, 3-22-10

Most Rebounds

By Duke 67 vs. Alabama (3OT), 3-18-95
 By Opponent 59 by Alabama (3OT), 3-18-95

Most Assists

By Duke 30 vs. Northwestern State, 3-21-04
 By Opponent 22, two times
 *most recent*, by Louisiana State, 3-25-00

Most Steals

By Duke 23 vs. San Diego State, 3-27-10
 By Opponent 13 by Old Dominion, 3-20-99

Most Blocked Shots

By Duke 12 vs. Texas Tech, 3-31-03
 By Opponent 11 by Michigan State, 3-24-00

Top Duke Scoring in NCAA Tournament Action

37	Ali Day (Jr.)	vs. Alabama in 1995
30	Kira Orr (So.)	vs. Alabama in 1995
30	Alana Beard (Sr.)	vs. Marquette in 2004
29	Jasmine Thomas (Jr.)	vs. San Diego State in 2010
29	Alana Beard (Jr.)	vs. Tennessee in 2003
29	Alana Beard (So.)	vs. Norfolk State in 2002
28	Alana Beard (Jr.)	vs. Texas Tech in 2003
27	Alana Beard (Fr.)	vs. SW Missouri State in 2001
27	Alana Beard (Jr.)	vs. Utah in 2003
26	Chante Black (Jr.)	vs. Arizona State in 2008
26	Abby Waner (So.)	vs. Holy Cross in 2007
26	Alana Beard (So.)	vs. TCU in 2002
25	Haley Peters (So.)	at Vanderbilt in 2012
25	Sheana Mosch (Fr.)	vs. Western Kentucky in 2000
25	Georgia Schweitzer (Jr.)	vs. Western Kentucky in 2000
25	Chris Moreland (Jr.)	vs. Manhattan in 1987
24	Alana Beard (So.)	vs. South Carolina in 2002
24	Carey Kauffman (Sr.)	vs. Alabama in 1995
24	Payton Black (Fr.)	vs. San Francisco in 1996
24	Nicole Erickson (Sr.)	vs. Old Dominion in 1999
23	Chelsea Gray (So.)	vs. Stanford in 2012
23	Tricia Liston (So.)	at Vanderbilt in 2012
23	Karima Christmas (Sr.)	vs. DePaul in 2011
22	Tricia Liston (So.)	vs. Samford in 2012
22	Alana Beard (Fr.)	vs. UWM in 2001
22	Chris Moreland (Jr.)	vs. Rutgers in 1987
22	Ty Hall (So.)	vs. Oklahoma State in 1995
22	Kira Orr (Sr.)	vs. Illinois in 1997
22	Georgia Schweitzer (So.)	vs. Tennessee in 1999
22	Nicole Erickson (Sr.)	vs. Georgia in 1999
22	Alison Bales (Jr.)	vs. Southern California in 2006
21	Alison Bales (Sr.)	vs. Rutgers in 2007
21	Mistie Williams (Jr.)	vs. Canisius in 2005
21	Nicole Erickson (Jr.)	vs. Louisville in 1998
21	Iciss Tillis (Jr.)	vs. Georgia in 2003
21	Monique Currie (Jr.)	vs. Boston College in 2005
20	Monique Currie (Fr.)	vs. TCU in 2002
20	Rometra Craig (Fr.)	vs. UWM in 2001
20	Nicole Erickson (Jr.)	vs. Florida in 1998
20	Peppi Browne (So.)	vs. Arkansas in 1998
20	Michele Van Gorp (Sr.)	vs. St. Johns in 1999
20	Kira Orr (Sr.)	vs. DePaul in 1997
20	Michele Van Gorp (Sr.)	vs. Georgia in 1999

Individual**Points in a Game**

- 37 Ali Day vs. Alabama, 3-18-95 (3OT)
- 30 Alana Beard vs. Marquette, 3-23-04
- 30 Kira Orr vs. Alabama, 3-18-95 (3OT)
- 29 Jasmine Thomas vs. San Diego State, 3-27-10
- 29 Alana Beard vs. Tennessee, 4-6-03
- 29 Alana Beard vs. Norfolk State, 3-15-02

Field Goals Made

- 14 Ali Day vs. Alabama, 3-18-95 (3OT)
- 12 Haley Peters at Vanderbilt, 3-20-12
- 12 Alana Beard vs. Tennessee, 4-6-03
- 12 Alana Beard vs. Norfolk State, 3-15-02
- 12 Kira Orr vs. Alabama, 3-18-95 (3OT)

Field Goals Attempted

- 24 Alana Beard vs. Tennessee, 4-6-03
- 23 Alana Beard vs. Texas Christian, 3-17-02
- 23 Kira Orr vs. Alabama, 3-18-95 (3OT)
- 22 Jasmine Thomas vs. Connecticut, 3-29-11
- 22 Jasmine Thomas vs. Marist, 3-21-11
- 21 Kira Orr vs. Illinois, 3-16-97
- 20 Chante Black vs. Arizona State, 3-25-08
- 20 Alana Beard vs. Texas Tech, 3-31-03
- 20 Iciss Tillis vs. Oklahoma, 3-29-02
- 20 Ali Day vs. Alabama, 3-18-95 (3OT)

Field Goal Percentage

- .833 (10-12) Alana Beard vs. Utah, 3-25-03

Minimum ten field goal attempts**Three-Point Field Goals Made**

- 6 Abby Waner vs. Holy Cross, 3-18-07
- 5 Nicole Erickson vs. Louisville, 3-16-98
- 4 Jessica Foley vs. Northwestern St., 3-21-04
- 4 Vicki Krapohl vs. Norfolk State, 3-15-02
- 4 Nicole Erickson vs. Georgia, 3-26-99

Three-Point Field Goals Attempted

- 13 Kira Orr vs. Illinois, 3-16-97
- 11 Missy West vs. Western Kentucky, 3-20-00
- 9 Abby Waner at Michigan State, 3-24-09
- 9 Jessica Foley vs. Northwestern State, 3-21-04

Free Throws Made

- 12 Alana Beard vs. Texas Tech, 3-21-03
- 11 Sheana Mosch vs. Western Kentucky, 3-20-00
- 11 Nicole Erickson vs. Old Dominion, 3-20-99
- 9 **Chelsea Gray vs. Stanford, 3-26-12**
- 9 Karima Christmas vs. DePaul, 3-27-11
- 9 Monique Currie vs. Southern, 3-19-06
- 9 Sheana Mosch vs. Texas, 3-23-02
- 9 Monique Currie vs. Texas Christian, 3-17-02

Free Throws Attempted

- 14 Karima Christmas vs. DePaul, 3-27-11
- 14 Alana Beard vs. Texas Tech, 3-31-03
- 11 Chante Black vs. Texas A&M, 3-20-08
- 11 Sheana Mosch vs. Western Kentucky, 3-20-00
- 11 Nicole Erickson vs. Old Dominion, 3-20-99
- 10 Chante Black vs. Arizona State, 3-25-08
- 10 Monique Currie vs. Southern, 3-19-06
- 10 Sheana Mosch vs. Texas, 3-23-02
- 10 Monique Currie vs. Texas Christian, 3-17-02

Free Throw Percentage

- 1.000 (11-11) Sheana Mosch vs. WKU, 3-20-00
- 1.000 (11-11) Nicole Erickson vs. ODU, 3-20-99
- 1.000 (9-9) Chelsea Gray vs. Stanford, 3-26-12**
- 1.000 (8-8) Jasmine Thomas vs. SDSU, 3-27-10
- 1.000 (6-6) Tricia Liston vs. Samford, 3-18-12
- 1.000 (6-6) Haley Peters vs. Samford, 3-18-12
- 1.000 (6-6) Monique Currie vs. Georgia, 3-26-05
- 1.000 (6-6) Nicole Erickson vs. Cal, 3-21-98
- 1.000 (6-6) Ali Day vs. Alabama, 3-18-95 (3OT)

Minimum six made free throws**Rebounds**

- 14 Carey Kauffman vs. Alabama, 3-18-95 (3OT)
- 13 Karima Christmas vs. Michigan St., 3-24-09
- 13 Chante Black vs. Arizona State, 3-25-08
- 13 Alison Bales vs. Connecticut, 6-28-06
- 13 Mistie Bass vs. Georgia, 3-26-05
- 13 Monique Currie vs. Norfolk State, 3-15-02
- 13 Tyish Hall vs. Alabama, 3-18-95 (3OT)

Assists

- 12 **Chelsea Gray at Vanderbilt, 3-20-12**
- 10 Katie Meier vs. Manhattan, 3-11-87
- 9 Wanisha Smith vs. Holy Cross, 3-18-07
- 9 Alana Beard vs. Northwestern State, 3-21-04
- 9 Hilary Howard vs. Middle Tenn. St., 3-14-98

Steals

- 8 **Chelsea Gray vs. St. John's, 3-24-12**
- 7 Bridgette Mitchell vs. San Diego St., 3-27-10
- 7 Alana Beard vs. UW-Milwaukee, 3-17-01
- 6 Keturah Jackson vs. San Diego St., 3-27-10
- 6 Alana Beard vs. Texas, 3-23-02
- 5 Jasmine Thomas vs. San Diego St., 3-27-10
- 5 Wanisha Smith vs. Georgia, 3-26-05
- 5 Alana Beard vs. South Carolina, 3-25-02

Blocked Shots

- 8 Alison Bales vs. Connecticut, 3-28-06
- 6 Alison Bales - four times - most recent vs. LSU, 4-2-06

Minutes Played

- 60 Jennifer Scanlon vs. Alabama, 3-18-95 (3OT)
- 57 Ali Day vs. Alabama, 3-18-95 (3OT)
- 56 Carey Kauffman vs. Alabama, 3-18-95 (3OT)
- 51 Kira Orr vs. Alabama, 3-18-95 (3OT)
- 40 five tied

Career

<u>Points</u>		<u>G</u>
1. 352	Alana Beard, 2001-04	17
2. 290	Monique Currie, 2002-06	19
3. 192	Jasmine Thomas, 2008-11	13
4. 186	Georgia Schweitzer, 1998-01	16
5. 185	Iciss Tillis, 2001-04	17
6. 171	Mistie Bass, 2003-06	19
7. 166	Alison Bales, 2004-07	15
8. 154	Tricia Liston, 2011-Present	12
9. 132	Chante Black, 2005-09	15
10. 128	Haley Peters, 2011-Present	12

<u>Field Goals Made</u>		<u>G</u>
1. 130	Alana Beard, 2001-04	17
2. 94	Monique Currie, 2002-06	19
3. 73	Iciss Tillis, 2001-04	17
4. 70	Mistie Bass, 2003-06	19
5. 68	Jasmine Thomas, 2008-11	13
6. 63	Alison Bales, 2004-07	15
63	Georgia Schweitzer, 1998-01	16
8. 56	Lindsey Harding, 2003-07	15
56	Sheana Mosch, 2000-03	16
10. 54	Chante Black, 2005-09	15
54	Haley Peters, 2011-Present	12

<u>Three-Point Field Goals Made</u>		<u>G</u>
1. 27	Vicki Krapohl, 2001-04	16
2. 23	Abby Waner, 2006-09	13
3. 21	Tricia Liston, 2011-Present	12
4. 20	Jessica Foley, 2003-06	17
5. 19	Jasmine Thomas, 2008-11	13
19	Georgia Schweitzer, 1998-01	16
7. 14	Iciss Tillis, 2001-04	17
8. 13	Hilary Howard, 1996-99	14
9. 11	Monique Currie, 2002-06	19
11	Krista Gingrich, 1998-02	15

<u>Three-Point Field Goals Attempted</u>		<u>G</u>
1. 66	Abby Waner, 2006-09	13
2. 58	Georgia Schweitzer, 1998-01	16
3. 55	Jasmine Thomas, 2008-11	13
4. 53	Nicole Erickson, 1998-99	10
5. 51	Monique Currie, 2002-06	19
6. 50	Jessica Foley, 2003-06	17
7. 48	Iciss Tillis, 2001-04	17
8. 47	Vicki Krapohl, 2001-04	16
9. 44	Hilary Howard, 1996-99	14
44	Tricia Liston, 2011-Present	12

<u>Free Throws Made</u>		<u>G</u>
1. 91	Monique Currie, 2002-06	19
2. 82	Alana Beard, 2001-04	17
3. 41	Georgia Schweitzer, 1998-01	16
4. 40	Alison Bales, 2004-07	15
5. 38	Sheana Mosch, 2000-03	16
6. 37	Jasmine Thomas, 2008-11	13
7. 36	Lauren Rice, 1996-00	15
8. 35	Lindsey Harding, 2003-07	18
9. 32	Karima Christmas, 2007-11	12
10. 31	Mistie Bass, 2003-06	19

<u>Free Throws Attempted</u>		<u>G</u>
1. 112	Monique Currie, 2002-06	19
2. 103	Alana Beard, 2001-04	17
3. 64	Georgia Schweitzer, 1998-01	16
4. 56	Alison Bales, 2004-07	15
5. 46	Karima Christmas, 2007-11	12
46	Lauren Rice, 1996-00	15
46	Lindsey Harding, 2003-07	18
46	Mistie Bass, 2003-06	19
9. 45	Sheana Mosch, 2000-03	16
10. 42	Jasmine Thomas, 2008-11	13

<u>Rebounds</u>		<u>G</u>
1. 123	Monique Currie, 2002-06	19
2. 119	Mistie Bass, 2003-06	19
3. 116	Chante Black, 2005-09	15
4. 109	Iciss Tillis, 2001-04	17
5. 103	Alana Beard, 2001-04	17
6. 96	Alison Bales, 2004-07	15
7. 85	Haley Peters, 2011-Present	12
8. 81	Lindsey Harding, 2003-07	18
9. 75	Georgia Schweitzer, 1998-01	16
10. 73	Peppi Browne, 1997-00	12

<u>Assists</u>		<u>G</u>
1. 79	Lindsey Harding, 2003-07	18
2. 59	Monique Currie, 2002-06	19
3. 54	Alana Beard, 2001-04	17
4. 48	Wanisha Smith, 2005-08	16
5. 45	Jasmine Thomas, 2008-11	13
6. 40	Georgia Schweitzer, 1998-01	16
7. 34	Sheana Mosch, 2000-03	16
8. 33	Nicole Erickson, 1998-99	10
33	Alison Bales, 2004-07	15
10. 32	Chelsea Gray, 2010-Present	8

<u>Steals</u>		<u>G</u>
1. 47	Alana Beard, 2001-04	17
2. 35	Lindsey Harding, 2003-07	18
3. 29	Iciss Tillis, 2001-04	17
4. 26	Chelsea Gray, 2010-Present	8
26	Monique Currie, 2002-06	19
6. 25	Wanisha Smith, 2005-08	16
7. 24	Abby Waner, 2006-09	13
8. 23	Jasmine Thomas, 2008-11	13
9. 21	Georgia Schweitzer, 1998-01	16
10. 19	Hilary Howard, 1996-99	14

<u>Blocks</u>		<u>G</u>
1. 62	Alison Bales, 2004-07	15
2. 23	Elizabeth Williams, 2011-Present	8
23	Alana Beard, 2001-04	17
4. 20	Chante Black, 2005-09	15
5. 19	Mistie Bass, 2003-06	19
6. 14	Iciss Tillis, 2001-04	17
7. 12	Krystal Thomas, 2008-11	13
8. 11	Michele Matyasovsky, 1999-03	16
9. 8	Bridgette Mitchell, 2006-10	11
8	Rochelle Parent, 1998-01	12

<u>Games Played</u>	
1. 19	Mistie Bass, 2003-06
19	Monique Currie, 2002-06
3. 18	Lindsey Harding, 2003-07
4. 17	Jessica Foley, 2003-06
17	Alana Beard, 2001-04
17	Iciss Tillis, 2001-04
7. 16	Wanisha Smith, 2005-08
16	Vicki Krapohl, 2001-04
16	Sheana Mosch, 2000-03
16	Michele Matyasovsky, 1999-03
16	Rochelle Parent, 1998-01
16	Georgia Schweitzer, 1998-01

<u>Games Started</u>	
1. 19	Monique Currie, 2002-06
2. 18	Lindsey Harding, 2003-07
3. 17	Alana Beard, 2001-04
4. 16	Wanisha Smith, 2005-08
5. 14	Mistie Bass, 2003-06
14	Iciss Tillis, 2001-04
14	Georgia Schweitzer, 1998-01
8. 13	Alison Bales, 2004-07
13	Michele Matyasovsky, 1999-03
10. 10	Vicki Krapohl, 2001-04
10	Haley Peters, 2011-Present

[2/2] Notre Dame 87, [5/5] Duke 76

NCAA Tournament - Regional Final
April 2, 2013
Norfolk, Va. - Constant Center

Boxscore table for Duke vs Notre Dame, April 2, 2013. Columns include FG, 3FG, FT, REB, PF, TP, A TO, B S Min. Duke leads 87-76.

FG's (1st half: 14-28, 50.0%; 2nd half: 14-35, 40.0%)
3FG's (1st half: 2-4, 50.0%; 2nd half: 2-6, 33.3%)
FT's (1st half: 7-8, 87.5%; 2nd half: 9-15, 60.0%)

Boxscore table for Notre Dame vs Duke, April 2, 2013. Columns include FG, 3FG, FT, REB, PF, TP, A TO, B S Min. Duke leads 87-76.

FG's (1st half: 11-34, 32.4%; 2nd half: 18-29, 62.1%)
3FG's (1st half: 4-9, 44.4%; 2nd half: 5-7, 71.4%)
FT's (1st half: 5-7, 71.4%; 2nd half: 15-23, 65.2%)

Officials: Tina Napier, Jack Jones, Tom Danaher
Attendance: 6606
Technical Fouls: None
NCAA Tournament Regional Finals

Score by Periods table for Duke vs Notre Dame. Columns: 1st, 2nd, Total. Duke: 37, 39, 76. Notre Dame: 31, 56, 87.

[5/5] Duke 53, [24/25] Nebraska 45

NCAA Tournament - Regional Semifinal
March 31, 2013
Norfolk, Va. - Constant Center

Boxscore table for Nebraska vs Duke, March 31, 2013. Columns include FG, 3FG, FT, REB, PF, TP, A TO, B S Min. Duke leads 53-45.

FG's (1st half: 8-33, 24.2%; 2nd half: 12-33, 36.4%)
3FG's (1st half: 2-13, 15.4%; 2nd half: 1-11, 9.1%)
FT's (1st half: 0-0, 0.0%; 2nd half: 2-2, 100.0%)

Boxscore table for Duke vs Nebraska, March 31, 2013. Columns include FG, 3FG, FT, REB, PF, TP, A TO, B S Min. Duke leads 53-45.

FG's (1st half: 10-32, 31.3%; 2nd half: 11-32, 34.4%)
3FG's (1st half: 3-11, 27.3%; 2nd half: 1-5, 20.0%)
FT's (1st half: 0-0, 0.0%; 2nd half: 7-9, 77.8%)

Officials: Beverly Roberts, William Smith, Brian Hall, Sue Blauch <A>
Attendance: 5687
Technical Fouls: None
NCAA Tournament Regional Semifinal

Score by Periods table for Nebraska vs Duke. Columns: 1st, 2nd, Total. Nebraska: 18, 27, 45. Duke: 23, 30, 53.

[5/5] Duke 68, Oklahoma State 59

NCAA Tournament - Second Round
March 26, 2013
Durham, N.C. - Cameron Indoor Stadium

Boxscore table for Oklahoma State vs Duke, March 26, 2013. Columns include FG, 3FG, FT, REB, PF, TP, A TO, B S Min. Duke leads 68-59.

FG's (1st half: 14-30, 46.7%; 2nd half: 8-25, 32.0%)
3FG's (1st half: 4-10, 40.0%; 2nd half: 2-13, 15.4%)
FT's (1st half: 2-2, 100.0%; 2nd half: 7-7, 100.0%)

Boxscore table for Duke vs Oklahoma State, March 26, 2013. Columns include FG, 3FG, FT, REB, PF, TP, A TO, B S Min. Duke leads 68-59.

Officials: Beverly Roberts, Maj Forsberg, Rod Creech
Attendance: 2683
Technical Fouls: None
NCAA Tournament Second Round

Score by Periods table for Oklahoma State vs Duke. Columns: 1st, 2nd, Total. Oklahoma State: 34, 25, 59. Duke: 21, 47, 68.

[6/6] Duke 67, Hampton 51

NCAA Tournament - First Round
March 24, 2013
Durham, N.C. - Cameron Indoor Stadium

Boxscore table for Hampton vs Duke, March 24, 2013. Columns include FG, 3FG, FT, REB, PF, TP, A TO, B S Min. Duke leads 67-51.

FG's (1st half: 7-33, 21.2%; 2nd half: 13-30, 43.3%)
3FG's (1st half: 1-9, 11.1%; 2nd half: 3-9, 33.3%)
FT's (1st half: 0-2, 0.0%; 2nd half: 7-9, 77.8%)

Boxscore table for Duke vs Hampton, March 24, 2013. Columns include FG, 3FG, FT, REB, PF, TP, A TO, B S Min. Duke leads 67-51.

FG's (1st half: 13-32, 40.6%; 2nd half: 15-30, 50.0%)
3FG's (1st half: 2-6, 33.3%; 2nd half: 3-8, 35.7%)
FT's (1st half: 4-4, 100.0%; 2nd half: 2-4, 50.0%)

Officials: Wesley Dean, Maj Forsberg, Timothy Bryant
Attendance:
Technical Fouls: None
NCAA Tournament First Round

Score by Periods table for Hampton vs Duke. Columns: 1st, 2nd, Total. Hampton: 15, 36, 51. Duke: 37, 39, 76.

[2/2] Stanford 81, [6/6] Duke 69

2012 NCAA Tournament - Regional Final
March 26, 2012
Save Mart Center - Fresno, California

Boxscore table for Duke vs Stanford, March 26, 2012. Columns include FG, 3FG, FT, REB, PF, TP, A TO, B S Min. Stanford leads 81-69.

FG's (1st half: 11-27, 40.7%; 2nd half: 14-36, 38.9%)
3FG's (1st half: 1-4, 25.0%; 2nd half: 2-10, 20.0%)
FT's (1st half: 2-2, 100.0%; 2nd half: 14-14, 100.0%)

Boxscore table for Stanford vs Duke, March 26, 2012. Columns include FG, 3FG, FT, REB, PF, TP, A TO, B S Min. Stanford leads 81-69.

FG's (1st half: 15-29, 51.7%; 2nd half: 15-31, 48.4%)
3FG's (1st half: 5-11, 45.5%; 2nd half: 2-7, 28.6%)
FT's (1st half: 5-6, 83.3%; 2nd half: 9-14, 64.3%)

Officials: Cynthia Brookes, Charles (Chu) Gonzalez, Bryan Brunette
Attendance: 5,179
Technical Fouls: None

Score by Periods table for Stanford vs Duke. Columns: 1st, 2nd, Total. Stanford: 40, 41, 81. Duke: 25, 44, 69.

[6/6] Duke 74, [14/21] St. John's 47

2012 NCAA Tournament - Regional Semifinal
March 24, 2012
Save Mart Center - Fresno, California

Boxscore table for St. John's vs Duke, March 24, 2012. Columns include FG, 3FG, FT, REB, PF, TP, A TO, B S Min. Duke leads 74-47.

FG's (1st half: 13-24, 54.2%; 2nd half: 16-30, 53.3%)
3FG's (1st half: 2-6, 33.3%; 2nd half: 2-7, 28.6%)
FT's (1st half: 8-10, 80.0%; 2nd half: 4-6, 66.7%)

Boxscore table for Duke vs St. John's, March 24, 2012. Columns include FG, 3FG, FT, REB, PF, TP, A TO, B S Min. Duke leads 74-47.

Officials: Felicia Grinter, Sue Blauch, Kyle Bacon
Attendance: 3,754
Technical Fouls: None

Score by Periods table for St. John's vs Duke. Columns: 1st, 2nd, Total. St. John's: 25, 22, 47. Duke: 36, 38, 74.

[6/6] Duke 96, [7/7] Vanderbilt 80

2012 NCAA Tournament - Second Round
March 20, 2012
Memorial Gym - Nashville, Tenn.

Boxscore table for Duke vs Vanderbilt, showing player stats (FG, 3FG, FT, REB, PF, TP, A, TO, B, S, Min) and team totals.

FG's (1st half: 25-37, 67.6; 2nd half: 17-27, 63.0)
3FG's (1st half: 5-8, 62.5; 2nd half: 2-3, 66.7)
FT's (1st half: 1-2, 50.0; 2nd half: 4-5, 80.0)

Boxscore table for Vanderbilt vs Duke, showing player stats and team totals.

FG's (1st half: 13-31, 41.9; 2nd half: 16-31, 51.6)
3FG's (1st half: 4-8, 50.0; 2nd half: 8-18, 44.4)
FT's (1st half: 2-2, 100.0; 2nd half: 8-13, 61.5)

Officials: Mark Zentz, Penny Davis, Troy Winders
Attendance: 2,080 • Technical Fouls: None

Score by Periods table for Duke vs Vanderbilt.

[6/6] Duke 82, Samford 47

2012 NCAA Tournament - First Round
March 18, 2012
Memorial Gym - Nashville, Tenn.

Boxscore table for Samford vs Duke, showing player stats and team totals.

FG's (1st half: 7-25, 28.0; 2nd half: 10-25, 40.0)
3FG's (1st half: 4-14, 28.6; 2nd half: 3-11, 27.3)
FT's (1st half: 4-4, 100.0; 2nd half: 2-3, 66.7)

Boxscore table for Duke vs Samford, showing player stats and team totals.

FG's (1st half: 15-27, 55.6; 2nd half: 13-27, 48.1)
3FG's (1st half: 2-5, 40.0; 2nd half: 2-6, 33.3)
FT's (1st half: 8-9, 88.9; 2nd half: 14-16, 87.5)

Officials: Penny Davis, Lauren Holtkamp, Bonita Spence
Attendance: 4,054 • Technical Fouls: None

Score by Periods table for Samford vs Duke.

[1/1] Connecticut 75, [6/6] Duke 40

2011 NCAA Tournament - Regional Final
March 29, 2011
Liacouras Center - Philadelphia, Pa.

Boxscore table for Connecticut vs Duke, showing player stats and team totals.

FG's (1st half: 8-34, 23.5; 2nd half: 7-25, 28.0)
3FG's (1st half: 2-8, 25.0; 2nd half: 3-10, 30.0)
FT's (1st half: 2-3, 66.7; 2nd half: 3-4, 75.0)

Boxscore table for Connecticut vs Duke, showing player stats and team totals.

FG's (1st half: 14-29, 48.3; 2nd half: 18-25, 72.0)
3FG's (1st half: 2-7, 28.6; 2nd half: 2-3, 66.7)
FT's (1st half: 0-0, 0; 2nd half: 7-10, 70.0)

Officials: Cynthia Brooks, Bonita Spence, Carla Fountain
Attendance: 4,319 • Technical Fouls: None

Score by Periods table for Connecticut vs Duke.

[6/6] Duke 70, [10/12] DePaul 63

2011 NCAA Tournament - Regional Semifinal
March 27, 2011
Liacouras Center - Philadelphia, Pa.

Boxscore table for DePaul vs Duke, showing player stats and team totals.

FG's (1st half: 11-26, 42.3; 2nd half: 11-29, 37.9)
3FG's (1st half: 4-8, 50.0; 2nd half: 5-13, 38.5)
FT's (1st half: 2-2, 100.0; 2nd half: 8-12, 66.7)

Boxscore table for Duke vs DePaul, showing player stats and team totals.

FG's (1st half: 16-35, 45.7; 2nd half: 8-27, 29.6)
3FG's (1st half: 1-7, 14.3; 2nd half: 0-3, 0.0)
FT's (1st half: 8-11, 72.7; 2nd half: 13-18, 72.2)

Officials: Sue Blauch, Kathleen Lynch, Ed Sidalsky
Attendance: 5,734 • Technical Fouls: None

Score by Periods table for Duke vs DePaul.

[6/8] Duke 71, [19/17] Marist 66

2011 NCAA Tournament - Second Round
March 21, 2011
Cameron Indoor Stadium - Durham, N.C.

Boxscore table for Marist vs Duke, showing player stats and team totals.

FG's (1st half: 12-27, 44.4; 2nd half: 14-27, 51.9)
3FG's (1st half: 5-16, 31.3; 2nd half: 5-11, 45.5)
FT's (1st half: 2-2, 100.0; 2nd half: 2-3, 66.7)

Boxscore table for Duke vs Marist, showing player stats and team totals.

FG's (1st half: 11-34, 32.4; 2nd half: 16-20, 55.2)
3FG's (1st half: 2-12, 16.7; 2nd half: 3-5, 60.0)
FT's (1st half: 2-8, 25.0; 2nd half: 10-15, 66.7)

Officials: Eric Brewton, Bryan Brunette, Norma Jones
Attendance: 3,644 • Technical Fouls: None

Score by Periods table for Marist vs Duke.

[6/6] Duke 90, UT Martin 45

2011 NCAA Tournament - First Round
March 19, 2011
Cameron Indoor Stadium - Durham, N.C.

Boxscore table for UT Martin vs Duke, showing player stats and team totals.

FG's (1st half: 10-24, 41.7; 2nd half: 5-19, 26.3)
3FG's (1st half: 3-10, 30.0; 2nd half: 4-17, 23.5)
FT's (1st half: 8-10, 80.0; 2nd half: 3-7, 42.9)

Boxscore table for Duke vs UT Martin, showing player stats and team totals.

FG's (1st half: 17-32, 53.1; 2nd half: 20-37, 54.1)
3FG's (1st half: 3-10, 30.0; 2nd half: 4-10, 40.0)
FT's (1st half: 4-6, 66.7; 2nd half: 5-8, 62.5)

Officials: Bryan Brunette, Karen Preato, Charlie Hurst
Attendance: 4,319 • Technical Fouls: None

Score by Periods table for UT Martin vs Duke.

[3/3] Maryland 78, [4/4] Duke 75

2006 NCAA Tournament - Championship Game
April 4, 2006
TD Banknorth Garden - Boston, Mass.

Boxscore table for Maryland vs Duke (Championship Game). Columns: Player, FG, 3FG, FT, REB, PF, TP, A, TO, B, S, Min. Includes team totals and percentages.

FG's (1st half: 10-31, 32.3; 2nd half: 16-30, 53.3; OT: 1-4, 25.0)
3FG's (1st half: 3-10, 30.0; 2nd half: 2-4, 50.0; OT: 0-0, 0.0)
FT's (1st half: 5-6, 83.3; 2nd half: 8-12, 66.7; OT: 6-6, 100.0)

Boxscore table for Duke vs Maryland. Columns: Player, FG, 3FG, FT, REB, PF, TP, A, TO, B, S, Min. Includes team totals and percentages.

FG's (1st half: 13-34, 38.2; 2nd half: 10-25, 40.0; OT: 2-6, 33.3)
3FG's (1st half: 2-6, 33.3; 2nd half: 1-4, 25.0; OT: 0-1, 0.0)
FT's (1st half: 10-13, 76.9; 2nd half: 11-13, 84.6 ; OT: 1-2, 50.0)

Officials: Lisa Mattingly, Bob Trammell, Tina Napier
Attendance: 18,642 • Technical Fouls: None

Score by Periods table for Maryland vs Duke. Columns: 1st, 2nd, OT, Total.

[4/4] Duke 64, [5/5] LSU 45

2006 NCAA Tournament - Final Four
April 2, 2006
TD Banknorth Garden - Boston, Mass.

Boxscore table for LSU vs Duke (Final Four). Columns: Player, FG, 3FG, FT, REB, PF, TP, A, TO, B, S, Min. Includes team totals and percentages.

FG's (1st half: 6-25, 24.0; 2nd half: 12-37, 32.4)
3FG's (1st half: 0-3, 0.0; 2nd half: 1-6, 16.7)
FT's (1st half: 3-4, 75.0; 2nd half: 5-8, 62.5)

Boxscore table for Duke vs LSU. Columns: Player, FG, 3FG, FT, REB, PF, TP, A, TO, B, S, Min. Includes team totals and percentages.

FG's (1st half: 10-24, 41.7; 2nd half: 16-28, 57.1)
3FG's (1st half: 1-2, 50.0; 2nd half: 1-1, 100.0)
FT's (1st half: 5-7, 71.4; 2nd half: 10-10, 50.0)

Officials: Dee Kantner, Michael Price, Denise Brooks-Clausen
Attendance: 18,642 • Technical Fouls: None

Score by Periods table for Duke vs LSU. Columns: 1st, 2nd, Total.

[4/4] Duke 63 , [8/8] Connecticut 61

2006 NCAA Tournament - Regional Final
March 28, 2006
Arena at Harbor Yard - Bridgeport, Conn.

Boxscore table for Connecticut vs Duke (Regional Final). Columns: Player, FG, 3FG, FT, REB, PF, TP, A, TO, B, S, Min. Includes team totals and percentages.

FG's (1st half: 11-29, 37.9; 2nd half: 13-30, 43.3; OT: 2-6, 33.3)
3FG's (1st half: 3-9, 33.3; 2nd half: 1-5, 20.0; OT: 0-0, 0.0)
FT's (1st half: 1-2, 50.0; 2nd half: 2-3, 66.7; OT: 2-4, 50.0)

Boxscore table for Duke vs Connecticut. Columns: Player, FG, 3FG, FT, REB, PF, TP, A, TO, B, S, Min. Includes team totals and percentages.

FG's (1st half: 10-35, 28.6; 2nd half: 9-29, 31.0; OT: 1-5, 20.0)
3FG's (1st half: 2-8, 25.0; 2nd half: 1-6, 16.7; OT: 0-2, 0.0)
FT's (1st half: 9-13, 69.2; 2nd half: 5-9, 55.6; OT: 6-6, 100.0)

Officials: Tina Napier, Bonita Spence, Dennis DeMayo
Attendance: 9,091 • Technical Fouls: None

Score by Periods table for Connecticut vs Duke. Columns: 1st, 2nd, OT, Total.

[4/4] Duke 86, [16/17] Michigan State 61

2006 NCAA Tournament - Regional Semifinal
March 26, 2006
Arena at Harbor Yard - Bridgeport, Conn.

Boxscore table for Michigan State vs Duke (Regional Semifinal). Columns: Player, FG, 3FG, FT, REB, PF, TP, A, TO, B, S, Min. Includes team totals and percentages.

FG's (1st half: 15-30, 50.0; 2nd half: 8-34, 23.5)
3FG's (1st half: 4-10, 40.0; 2nd half: 1-12, 8.3)
FT's (1st half: 3-3, 100.0; 2nd half: 7-10, 70.0)

Boxscore table for Duke vs Michigan State. Columns: Player, FG, 3FG, FT, REB, PF, TP, A, TO, B, S, Min. Includes team totals and percentages.

FG's (1st half: 19-37, 51.4; 2nd half: 16-28, 57.1)
3FG's (1st half: 6-11, 54.5; 2nd half: 1-9, 11.1)
FT's (1st half: 1-1, 100.0; 2nd half: 8-9, 88.9)

Officials: Melissa Barlow, Sue Blanch, Yvette McKinney
Attendance: 9,091 • Technical Fouls: None

Score by Periods table for Michigan State vs Duke. Columns: 1st, 2nd, Total.

[4/4] Duke 85, Southern California 51

2006 NCAA Tournament - Second Round
March 21, 2006
Constant Center - Norfolk, Va.

Boxscore table for Southern California vs Duke (Second Round). Columns: Player, FG, 3FG, FT, REB, PF, TP, A, TO, B, S, Min. Includes team totals and percentages.

FG's (1st half: 7-25, 28.0; 2nd half: 12-37, 32.4)
3FG's (1st half: 0-6, 0.0; 2nd half: 3-14, 21.4)
FT's (1st half: 8-9, 88.9; 2nd half: 2-5, 40.0)

Boxscore table for Duke vs Southern California. Columns: Player, FG, 3FG, FT, REB, PF, TP, A, TO, B, S, Min. Includes team totals and percentages.

FG's (1st half: 14-32, 43.8; 2nd half: 16-35, 45.7)
3FG's (1st half: 3-9, 33.3; 2nd half: 5-13, 38.5)
FT's (1st half: 8-10, 80.0; 2nd half: 9-9, 69.2)

Officials: June Corteau, Kathy Lynch, Felicia Grinter, Ray Borneila - AR
Attendance: 6,031 • Technical Fouls: None

Score by Periods table for Southern California vs Duke. Columns: 1st, 2nd, Total.

[4/4] Duke 96, Southern 27

2006 NCAA Tournament - First Round
March 19, 2006
Constant Center - Norfolk, Va.

Boxscore table for Southern vs Duke (First Round). Columns: Player, FG, 3FG, FT, REB, PF, TP, A, TO, B, S, Min. Includes team totals and percentages.

FG's (1st half: 7-29, 24.1; 2nd half: 4-31, 12.9)
3FG's (1st half: 1-2, 50.0; 2nd half: 0-11, 0.0)
FT's (1st half: 1-4, 25.0; 2nd half: 3-3, 100.0)

Boxscore table for Duke vs Southern. Columns: Player, FG, 3FG, FT, REB, PF, TP, A, TO, B, S, Min. Includes team totals and percentages.

FG's (1st half: 14-39, 35.9; 2nd half: 20-31, 64.5)
3FG's (1st half: 2-6, 33.3 ; 2nd half: 4-6, 66.7)
FT's (1st half: 10-14, 71.4; 2nd half: 12-12, 100.0)

Officials: Kathy Lynch, Felicia Grinter, Joe Barris, Sue Blanch (Alt)
Attendance: 4,466 • Technical Fouls: None

Score by Periods table for Southern vs Duke. Columns: 1st, 2nd, Total.

[1/1] Duke 76, Marquette 67

2004 NCAA Tournament - Second Round
March 23, 2004
Cameron Indoor Stadium - Durham, N.C.

Boxscore for Duke vs Marquette, 2004 NCAA Tournament. Duke leads with 76 points and 23-61 FGs.

FG's (1st half: 11-32, 34.4; 2nd half: 12-29, 41.4)
3FG's (1st half: 3-9, 33.3; 2nd half: 2-10, 20.0)
FT's (1st half: 3-4, 75.0; 2nd half: 13-15, 86.7)

Player stats for Duke vs Marquette. Key players include Currie, Tillis, Bass, and Harding.

FG's (1st half: 17-32, 53.1; 2nd half: 12-24, 50.0)
3FG's (1st half: 2-8, 25.0; 2nd half: 2-5, 40.0)
FT's (1st half: 3-4, 75.0; 2nd half: 11-11, 100.0)

Officials: Arthur Bomengen, Yvette McKinney, Gator Parrish
Attendance: 6,914 • Technical Fouls: None

Score by Period for Duke vs Marquette. Duke leads in each half.

[1/1] Duke 103, Northwestern State 51

2004 NCAA Tournament - First Round
March 21, 2004
Cameron Indoor Stadium - Durham, N.C.

Boxscore for Duke vs Northwestern State, 2004 NCAA Tournament. Duke leads with 103 points and 37-60 FGs.

FG's (1st half: 9-32, 28.1; 2nd half: 8-28, 28.6)
3FG's (1st half: 3-6, 50.0; 2nd half: 0-1, 0.0)
FT's (1st half: 4-24, 50.0; 2nd half: 12-15, 80.0)

Player stats for Duke vs Northwestern State. Key players include Currie, Tillis, Bass, and Harding.

FG's (1st half: 19-40, 47.5; 2nd half: 18-35, 51.4)
3FG's (1st half: 4-15, 26.7; 2nd half: 6-14, 42.9)
FT's (1st half: 9-16, 56.3; 2nd half: 10-14, 71.4)

Officials: Bryan Brunette, Yvette McKinney, Jack Plunkett
Attendance: 6,504 • Technical Fouls: None

Score by Period for Duke vs Northwestern State. Duke leads in each half.

4/4] Tennessee 66 , [2/1] Duke 56

2003 NCAA Tournament - Final Four
April 6, 2003
Georgia Dome - Atlanta, Ga.

Boxscore for Tennessee vs Duke, 2003 NCAA Tournament. Tennessee leads with 66 points and 24-57 FGs.

FG's (1st half: 13-34, 38.2; 2nd half: 11-23, 47.8)
3FG's (1st half: 0-6, 0.0; 2nd half: 1-3, 33.3)
FT's (1st half: 1-2, 50.0; 2nd half: 16-19, 84.2)

Player stats for Tennessee vs Duke. Key players include Butts, Jackson, Lawson, Moore, and Moore.

FG's (1st half: 12-29, 41.4 ; 2nd half: 12-32, 37.5)
3FG's (1st half: 2-4, 50.0; 2nd half: 1-5, 20.0)
FT's (1st half: 3-3, 100.0; 2nd half: 2-3, 66.7)

Officials: Scott Yarbrough, Sally Bell, Joe Cunningham
Attendance: 28,210 • Technical Fouls: None

Score by Period for Tennessee vs Duke. Tennessee leads in each half.

[2/1] Duke 57, [7/8] Texas Tech 51

2003 NCAA Tournament - Regional Final
March 31, 2003
The Pit/Bob King Court - Albuquerque, N.M.

Boxscore for Duke vs Texas Tech, 2003 NCAA Tournament. Duke leads with 57 points and 22-64 FGs.

FG's (1st half: 8-31, 25.8; 2nd half: 14-33, 42.4)
3FG's (1st half: 1-2, 50.0; 2nd half: 0-1, 0.0)
FT's (1st half: 4-4, 100.0; 2nd half: 2-7, 28.6)

Player stats for Duke vs Texas Tech. Key players include Tillis, Matyasovsky, and Harding.

FG's (1st half: 9-26, 34.6; 2nd half: 10-26, 38.5)
3FG's (1st half: 0-3, 0.0; 2nd half: 1-4, 25.0)
FT's (1st half: 8-10, 80.0; 2nd half: 10-11, 90.9)

Officials: Scott Yarbrough, Bonita Spence, Randy Campbell
Attendance: 12,413 • Technical Fouls: None

Score by Period for Duke vs Texas Tech. Duke leads in each half.

[2/1] Duke 66, [19/20] Georgia 63

2003 NCAA Tournament - Regional Semifinal
March 29, 2003
The Pit/Bob King Court - Albuquerque, N.M.

Boxscore for Duke vs Georgia, 2003 NCAA Tournament. Duke leads with 66 points and 26-63 FGs.

FG's (1st half: 12-27, 44.4; 2nd half: 13-29, 50.0)
3FG's (1st half: 4-10, 40.0; 2nd half: 1-7, 14.3)
FT's (1st half: 4-5, 80.0; 2nd half: 4-5, 80.0)

Player stats for Duke vs Georgia. Key players include Tillis, Matyasovsky, and Harding.

FG's (1st half: 10-31, 32.3; 2nd half: 16-32, 50.0)
3FG's (1st half: 5-17, 29.4; 2nd half: 4-8, 50.0)
FT's (1st half: 3-4, 75.0; 2nd half: 2-2, 100.0)

Officials: Joe Cunningham, Art Bomengen, Teresa Dahlem
Attendance: 16,182 • Technical Fouls: None

Score by Period for Duke vs Georgia. Duke leads in each half.

[2/1] Duke 65, Utah 54

2003 NCAA Tournament - Second Round
March 25, 2003
Reynolds Coliseum - Raleigh, N.C.

Boxscore for Duke vs Utah, 2003 NCAA Tournament. Duke leads with 65 points and 25-55 FGs.

FG's (1st half: 10-21, 47.6; 2nd half: 10-27, 37.0)
3FG's (1st half: 5-8, 62.5; 2nd half: 2-12, 16.7)
FT's (1st half: 0-0, 0.0; 2nd half: 7-10, 70.0)

Player stats for Duke vs Utah. Key players include Tillis, Matyasovsky, and Harding.

FG's (1st half: 12-28, 42.9; 2nd half: 13-27, 48.1)
3FG's (1st half: 5-11, 45.5; 2nd half: 1-3, 33.3)
FT's (1st half: 4-5, 80.0; 2nd half: 5-9, 55.6)

Officials: Tina Napier, Jeff Caudle, Gator Parrish
Attendance: 5,073 • Technical Fouls: None

Score by Period for Duke vs Utah. Duke leads in each half.

[1/1] Purdue 62, [10/11] Duke 45

1999 NCAA Tournament - Championship Game
March 28, 1999
San Jose Arena - San Jose, Calif.
DUKE FG 3FG FT REB PF TP A TO B S Min

FG's (1st half: 9-23, 39.1; 2nd half: 9-32, 28.1)
3FG's (1st half: 2-8, 25.0; 2nd half: 3-13, 23.1)
FT's (1st half: 2-2, 100.0; 2nd half: 2-4, 50.0)

Purdue FG 3FG FT REB PF TP A TO B S Min
White-McCarthy 6-17 0-4 0-1 0-1-1 2 5 0 3 0 1 36

FG's (1st half: 8-28, 28.6; 2nd half: 13/27, 48.1)
3FG's (1st half: 0-6, 0-0; 2nd half: 1-7, 14.3)
FT's (1st half: 4-6, 16.7; 2nd half: 18-22, 81.8)

Officials: Bob Trammell, Melissa Barlow, Teresa Dahlem
Attendance: 17,773 • Technical Fouls: None
Score by Period 1st 2nd Total

[10/11] Duke 81, [12/12] Georgia 69

1999 NCAA Tournament - Final Four
March 26, 1999
San Jose Arena - San Jose, Calif.
DUKE FG 3FG FT REB PF TP A TO B S Min

FG's (1st half: 16-31, 51.6; 2nd half: 12-24, 50.0)
3FG's (1st half: 5-9, 55.6; 2nd half: 4-7, 57.1)
FT's (1st half: 3-5, 60.0; 2nd half: 13-16, 81.3)

Georgia FG 3FG FT REB PF TP A TO B S Min
Irwin-Obolt 0-6 0-3 0-0 1-1-2 2 0 3 1 0 1 27

Officials: Scott Yarbrough, K. Balque-Moreno, Dennis DeMayo
Attendance: 17,238 • Technical Fouls: None
Score by Period 1st 2nd Total

[10/11] Duke 69, [2/2] Tennessee 63

1999 NCAA Tournament - Regional Final
March 22, 1999
Greensboro Coliseum - Greensboro, N.C.
DUKE FG 3FG FT REB PF TP A TO B S Min

FG's (1st half: 15-25, 60.0; 2nd half: 6-25, 24.0)
3FG's (1st half: 3-7, 42.9; 2nd half: 2-8, 25.0)
FT's (1st half: 2-2, 100.0; 2nd half: 20-27, 74.1)

Tennessee FG 3FG FT REB PF TP A TO B S Min
Holdsclaw f 2-18 0-0 4-8 3-8-11 5 8 1 5 0 1 38

FG's (1st half: 11-35, 31.4; 2nd half: 15-34, 44.1)
3FG's (1st half: 1-2, 50.0; 2nd half: 2-8, 25.0)
FT's (1st half: 1-4, 25.0; 2nd half: 7-14, 50.0)

Officials: A. Bomengen, S. Kennedy, J. Whitson
Attendance: 12,235 • Technical Fouls: None
Score by Period 1st 2nd Total

[10/11] Duke 76, [5/5] Old Dominion 63

1999 NCAA Tournament - Regional Semifinal
March 20, 1999
Greensboro Coliseum - Greensboro, N.C.
DUKE FG 3FG FT REB PF TP A TO B S Min

FG's (1st half: 13-22, 59.1; 2nd half: 12-22, 54.5)
3FG's (1st half: 1-3, 33.3; 2nd half: 4-8, 50.0)
FT's (1st half: 8-10, 80.0; 2nd half: 13-14, 92.9)

Old Dominion FG 3FG FT REB PF TP A TO B S Min
Andrade f 4-9 0-4 9-11 1-2-3 5 17 2 3 0 0 37

FG's (1st half: 11-31, 35.5; 2nd half: 12-24, 50.0)
3FG's (1st half: 1-11, 9.1; 2nd half: 4-3, 0.0)
FT's (1st half: 8-11, 72.7; 2nd half: 8-12, 66.7)

Officials: D. DeMayo, L. Newton, D. Stewart
Attendance: 12,200 • Technical Fouls: None
Score by Period 1st 2nd Total

[10/11] Duke 66, St. Joseph's 60

1999 NCAA Tournament - Second Round
March 15, 1999
Cameron Indoor Stadium - Durham, N.C.
St. Joseph's FG 3FG FT REB PF TP A TO B S Min

FG's (1st half: 12-30, 40.0; 2nd half: 11-23, 47.8)
3FG's (1st half: 3-10, 30.0; 2nd half: 4-9, 44.4)
FT's (1st half: 0-0, 0.0; 2nd half: 7-14, 50.0)

Duke FG 3FG FT REB PF TP A TO B S Min
Browne f 5-9 0-0 0-0 1-6-7 2 10 3 1 0 1 22

FG's (1st half: 12-26, 46.2; 2nd half: 12-26, 46.2)
3FG's (1st half: 3-10, 30.0; 2nd half: 1-6, 16.7)
FT's (1st half: 2-2, 100.0; 2nd half: 12-21, 57.1)

Officials: Sue Kennedy, Bob Strong, Eddie Novak
Attendance: 2,402 • Technical Fouls: None
Score by Period 1st 2nd Total

[10/11] Duke 79, Holy Cross 51

1999 NCAA Tournament - First Round
March 13, 1999
Cameron Indoor Stadium - Durham, N.C.
Holy Cross FG 3FG FT REB PF TP A TO B S Min

FG's (1st half: 13-25, 52.0; 2nd half: 7-30, 23.3)
3FG's (1st half: 5-10, 50.0; 2nd half: 1-12, 8.3)
FT's (1st half: 2-2, 100.0; 2nd half: 3-5, 60.0)

Duke FG 3FG FT REB PF TP A TO B S Min
Browne f 2-4 0-0 2-2 1-3-4 3 6 2 3 0 0 15

FG's (1st half: 17-32, 53.1; 2nd half: 14-26, 53.8)
3FG's (1st half: 2-7, 28.6; 2nd half: 3-7, 42.9)
FT's (1st half: 6-10, 60.0; 2nd half: 6-10, 60.0)

Officials: Bob Strong, Tom Danaher, Mary Day
Attendance: 3,023 • Technical Fouls: None
Score by Period 1st 2nd Total

San Francisco 64, [13/19] Duke 60

1996 NCAA Tournament-Second Round
March 18, 1996
Cameron Indoor Stadium - Durham, N.C.

Boxscore for San Francisco vs Duke (1996). Includes FG, 3FG, FT, REB, PF, TP, A TO, B S Min for both teams and totals.

FG's (1st half: 16-32, 50.0; 2nd half: 13-32, 40.6)
3FG's (1st half: 2-4, 50.0; 2nd half: 1-5, 20.0)
FT's (1st half: 0-0, 0.0; 2nd half: 3-5, 60.0)

Boxscore for Duke vs San Francisco (1996). Includes FG, 3FG, FT, REB, PF, TP, A TO, B S Min for both teams and totals.

FG's (1st half: 10-29, 34.5; 2nd half: 14-34, 41.2)
3FG's (1st half: 0-6, 0.0; 2nd half: 0-7, 0.0)
FT's (1st half: 5-11, 45.5; 2nd half: 7-11, 63.6)

Officials: Mike Brooks, Ray Bomelli, Deb Allen
Attendance: 4,050 • Technical Fouls: None

Score by Period table for San Francisco vs Duke (1996).

[13/19] Duke 85, James Madison 53

1996 NCAA Tournament-First Round
March 16, 1996
Greensboro Coliseum - Greensboro, N.C.

Boxscore for James Madison vs Duke (1996). Includes FG, 3FG, FT, REB, PF, TP, A TO, B S Min for both teams and totals.

FG's (1st half: 12-32, 37.5; 2nd half: 9-28, 32.1)
3FG's (1st half: 3-10, 30.0; 2nd half: 2-7, 28.6)
FT's (1st half: 3-4, 75.0; 2nd half: 3-5, 60.0)

Boxscore for Duke vs James Madison (1996). Includes FG, 3FG, FT, REB, PF, TP, A TO, B S Min for both teams and totals.

FG's (1st half: 17-29, 58.6; 2nd half: 15-31, 48.4)
3FG's (1st half: 3-5, 60.0; 2nd half: 4-7, 57.1)
FT's (1st half: 3-5, 60.0; 2nd half: 11-12, 91.7)

Officials: Ray Bomelli, Frank Geiselman, Marilyn Greco
Attendance: 4,096 • Technical Fouls: None

Score by Period table for Duke vs James Madison (1996).

[13/15] Alabama 121, [20/17] Duke 120

1995 NCAA Tournament-First Round
March 18, 1995
Coleman Coliseum - Tuscaloosa, Ala.

Boxscore for Duke vs Alabama (1995). Includes FG, 3FG, FT, REB, PF, TP, A TO, B S Min for both teams and totals.

FG's (1st half: 59.4; 2nd half: 50.0; OT: 47.6)
3FG's (1st half: 50.0; 2nd half: 25.0; OT: 25.0)
FT's (1st half: 80.0; 2nd half: 85.7; OT: 75.0)

Boxscore for Alabama vs Duke (1995). Includes FG, 3FG, FT, REB, PF, TP, A TO, B S Min for both teams and totals.

FG's (1st half: 34.8; 2nd half: 43.2; OT: 37.5)
3FG's (1st half: 17.4; 2nd half: 29.4; OT: 12.5)
FT's (1st half: 85.7; 2nd half: 100.0; OT: 61.5)

Officials: Violet Palmer, Bill Harris
Attendance: 1,966 • Technical Fouls: None

Score by Period table for Alabama vs Duke (1995).

[20/17] Duke 76, Oklahoma State 64

1995 NCAA Tournament-First Round
March 16, 1995
Coleman Coliseum - Tuscaloosa, Ala.

Boxscore for Oklahoma State vs Duke (1995). Includes FG, 3FG, FT, REB, PF, TP, A TO, B S Min for both teams and totals.

FG's (1st half: 40.0; 2nd half: 37.5)
3FG's (1st half: 25.0; 2nd half: 22.2)
FT's (1st half: 71.4; 2nd half: 50.0)

Boxscore for Duke vs Oklahoma State (1995). Includes FG, 3FG, FT, REB, PF, TP, A TO, B S Min for both teams and totals.

FG's (1st half: 31.6; 2nd half: 72.0)
3FG's (1st half: 33.3; 2nd half: 55.6)
FT's (1st half: 68.6; 2nd half: 55.6)

Officials: Larry DeWitt, R. Rodriguez
Attendance: Not Listed • Technical Fouls: None

Score by Period table for Oklahoma State vs Duke (1995).

[5/6] Rutgers 78, Duke 64

1987 NCAA Tournament - First Round
March 14, 1987
Louis Brown Athletic Center - Piscataway, N.J.

Boxscore for Duke vs Rutgers (1987). Includes FG, FT, REB, PF, TP, A TO, B S Min for both teams and totals.

FG's (1st half: 11-31, 35.4; 2nd half: 15-34, 44.1)
FT's (1st half: 3-5, 60.0; 2nd half: 9-11, 81.8)

Boxscore for Rutgers vs Duke (1987). Includes FG, FT, REB, PF, TP, A TO, B S Min for both teams and totals.

FG's (1st half: 14-31, 45.2; 2nd half: 13-24, 54.2)
FT's (1st half: 3-4, 75.0; 2nd half: 21-28, 75.0)

Officials: Frank Mitchner, Sue Kennedy
Attendance: 4,943 • Technical Fouls: None

Score by Period table for Rutgers vs Duke (1987).

Duke 70, Manhattan 55

1987 NCAA Tournament - First Round
March 11, 1987
Cameron Indoor Stadium - Durham, N.C.

Boxscore for Duke vs Manhattan (1987). Includes FG, FT, REB, PF, TP, A TO, B S Min for both teams and totals.

FG's (1st half: 10-25, 40.0; 2nd half: 17-35, 48.6)
3FG's (1st half: 0-0, 0.0; 2nd half: 0-0, 0.0)
FT's (1st half: 9-13, 69.2; 2nd half: 7-12, 58.3)

Boxscore for Manhattan vs Duke (1987). Includes FG, FT, REB, PF, TP, A TO, B S Min for both teams and totals.

FG's (1st half: 13-27, 48.1; 2nd half: 8-33, 24.2)
3FG's (1st half: 0-0, 0.0; 2nd half: 0-0, 0.0)
FT's (1st half: 3-7, 42.9; 2nd half: 10-14, 71.4)

Officials: Ron Collins, Vicky Davis
Attendance: 1200 est. • Technical Fouls: None

Score by Periods table for Manhattan vs Duke (1987).

Georgia Schweitzer #23

YEAR	G-GS	MIN-AVG	FG-FGA	PCT	3P-3PA	PCT	FT-FTA	PCT	REB	AVG	PF--FO	AST	TO	BS	ST	PTS	AVG
1997-98	32-15	816-25.5	85-205	.415	37-104	.356	40-54	.741	89	2.8	47-0	73	52	4	41	247	7.7
1998-99	36-32	958-26.6	132-270	.489	40-96	.417	56-83	.675	147	4.1	63-0	103	83	14	35	360	10.0
1999-00	34-34	1069-31.4	187-408	.458	60-149	.403	98-127	.772	136	4.0	42-0	112	83	12	45	532	15.6
2000-01	34-34	1100-32.4	175-365	.479	65-155	.419	66-94	.702	161	4.7	58-0	140	92	11	50	481	14.1
Career	136-115	3943-29.0	579-1248	.464	202-504	.401	260-358	.726	533	3.9	210-0	428	310	41	171	1620	11.9

Chante Black #11

YEAR	G-GS	MIN-AVG	FG-FGA	PCT	3P-3PA	PCT	FT-FTA	PCT	REB	AVG	PF--FO	AST	TO	BS	ST	PTS	AVG
2004-05	34-3	641-18.9	87-165	.527	0-0	.000	36-70	.514	260	7.6	64-0	39	57	46	28	210	6.2
2005-06	34-12	636-18.7	109-202	.540	0-0	.000	49-84	.583	208	6.1	90-1	20	57	65	28	267	7.9
2006-07		Medical Redshirt															
2007-08	35-35	953-27.2	191-364	.525	0-0	.000	112-144	.778	249	7.1	84-1	49	77	81	49	494	14.1
2008-09	33-33	949-28.8	178-366	.486	0-3	.000	111-153	.725	278	8.4	75-3	49	85	69	47	467	14.2
Career	136-83	3179-23.4	565-1097	.515	0-3	.000	308-451	.683	995	7.3	313-5	157	276	261	152	1438	10.6

Mistie Bass #1

YEAR	G-GS	MIN-AVG	FG-FGA	PCT	3P-3PA	PCT	FT-FTA	PCT	REB	AVG	PF--FO	AST	TO	BS	ST	PTS	AVG
2002-03	37-15	594-16.1	89-181	.492	0-0	.000	78-115	.678	138	3.7	76-2	28	38	26	24	256	6.9
2003-04	34-34	776-22.8	132-216	.611	0-0	.000	77-122	.631	182	5.4	84-0	26	51	42	31	341	10.0
2004-05	36-36	975-27.1	176-327	.538	0-1	.000	68-111	.613	258	7.2	79-0	64	63	30	41	420	11.7
2005-06	35-35	867-24.8	160-259	.618	0-0	.000	72-111	.649	222	6.3	75-1	57	69	33	31	392	11.2
Career	142-120	3212/22.6	557-983	.567	0-1	.000	295-459	.643	800	5.6	314-3	175	221	131	127	1409	9.9

Abby Waner #4

YEAR	G-GS	MIN-AVG	FG-FGA	PCT	3P-3PA	PCT	FT-FTA	PCT	REB	AVG	PF--FO	AST	TO	BS	ST	PTS	AVG
2005-06	35-15	758-21.7	111-246	.451	50-131	.382	38-55	.691	87	2.5	62-0	112	86	8	65	310	8.9
2006-07	34-34	969-28.5	175-380	.461	68-188	.362	60-78	.769	150	4.4	57-0	93	67	15	85	478	14.1
2007-08	31-31	921-29.7	110-336	.327	49-188	.261	50-68	.735	113	3.6	77-1	117	91	6	80	319	10.3
2008-09	31-31	975-31.5	107-321	.333	55-184	.299	32-41	.780	95	3.1	61-1	110	103	15	83	301	9.7
Career	131-111	3623-27.7	503-1283	.392	222-691	.321	180-242	.744	445	3.4	257-2	432	347	44	313	1408	10.7

Kira Orr #12

YEAR	G-GS	MIN-AVG	FG-FGA	PCT	3P-3PA	PCT	FT-FTA	PCT	REB	AVG	PF--FO	AST	TO	BS	ST	PTS	AVG
1993-94	27-0	466-17.3	44-115	.383	7-31	.226	19-35	.543	49	1.8	47-0	56	73	1	28	114	4.2
1994-95	30-29	974-32.5	125-330	.379	28-91	.308	54-81	.667	121	4.0	73-1	126	103	1	57	332	11.1
1995-96	33-33	1151-34.9	155-371	.418	42-133	.316	82-113	.726	173	5.2	54-0	170	112	0	60	434	13.2
1996-97	29-29	984-33.9	176-419	.420	56-161	.348	100-120	.833	162	5.6	57-0	93	96	3	59	508	17.5
Career	119-91	3575-30.0	500-1235	.405	133-416	.320	255-349	.731	505	4.2	231-1	445	384	5	204	1388	11.7

Jennifer Scanlon #13

YEAR	G-GS	MIN-AVG	FG-FGA	PCT	3P-3PA	PCT	FT-FTA	PCT	REB	AVG	PF--FO	AST	TO	BS	ST	PTS	AVG
1992-93	27-4	592-21.9	102-255	.400	25-63	.397	40-68	.588	76	2.8	42-0	34	49	2	22	269	10.0
1993-94	27-25	676-25.0	118-267	.442	35-95	.368	45-59	.763	70	2.6	44-0	52	55	7	32	316	11.7
1994-95	31-31	947-30.5	142-337	.421	51-131	.389	69-100	.690	108	3.5	61-1	66	80	1	37	404	13.0
1995-96	33-33	1089-33.0	140-347	.403	48-131	.366	60-88	.682	136	4.1	60-1	107	70	2	31	388	11.8
Career	118-93	3304-28.0	502-1206	.416	159-420	.379	214-315	.679	390	3.3	207-2	259	254	12	122	1377	11.7

Payton Black #33

YEAR	G-GS	MIN-AVG	FG-FGA	PCT	3P-3PA	PCT	FT-FTA	PCT	REB	AVG	PF--FO	AST	TO	BS	ST	PTS	AVG
1995-96	33-0	625-18.9	132-231	.571	0-0	.000	86-133	.647	170	5.2	94-3	19	63	23	20	350	10.6
1996-97	29-29	798-27.5	160-310	.516	0-0	.000	78-117	.667	172	5.9	91-2	47	59	27	32	398	13.7
1997-98	30-19	594-19.8	124-227	.546	0-0	.000	67-112	.598	107	3.6	65-0	24	57	25	21	315	10.5
1998-99	35-1	412-11.6	94-168	.560	0-1	.000	61-81	.753	92	2.6	61-2	14	33	3	13	249	7.1
Career	127-49	2429-19.1	510-936	.545	0-1	.000	292-443	.659	541	4.3	311-7	104	212	78	86	1312	10.3

Lindsey Harding #10

YEAR	G-GS	MIN-AVG	FG-FGA	PCT	3P-3PA	PCT	FT-FTA	PCT	REB	AVG	PF--FO	AST	TO	BS	ST	PTS	AVG
2002-03	37-16	958-25.9	84-192	.438	1-13	.077	62-81	.765	145	3.9	63-1	124	59	9	68	231	6.2
2003-04	34-33	1003-29.5	83-181	.459	7-29	.241	57-87	.655	154	4.5	60-1	168	76	2	67	230	6.8
2004-05	Redshirt Season																
2005-06	35-35	1012-28.9	138-287	.481	23-56	.411	75-96	.781	130	3.7	48-1	156	84	4	75	374	10.7
2006-07	34-34	1035-30.4	169-381	.444	24-63	.381	101-135	.748	136	4.0	49-0	131	77	10	51	463	13.6
Career	140-118	4008-28.6	474-1041	.455	55-161	.342	295-399	.739	565	4.0	220-3	579	296	25	261	1298	9.3

Tyish Hall #24

YEAR	G-GS	MIN-AVG	FG-FGA	PCT	3P-3PA	PCT	FT-FTA	PCT	REB	AVG	PF--FO	AST	TO	BS	ST	PTS	AVG
1993-94	23-3	290-12.6	55-93	.591	0-0	.000	29-39	.744	75	3.3	40-0	19	20	13	18	139	6.0
1994-95	31-30	805-26.0	124-199	.623	0-0	.000	43-70	.614	197	6.4	85-1	46	58	26	33	291	9.4
1995-96	33-33	982-29.8	216-30	.655	0-0	.000	65-93	.699	232	7.0	92-3	44	62	44	39	497	15.1
1996-97	22-21	702-31.9	148-240	.617	0-0	.000	63-88	.716	128	5.8	59-4	26	50	13	34	359	16.3
Career	109-87	2779-25.5	543-862	.630	0-0	.000	200-290	.690	632	5.8	276-8	135	190	96	124	1286	11.8

Sheana Mosch #3

YEAR	G-GS	MIN-AVG	FG-FGA	PCT	3P-3PA	PCT	FT-FTA	PCT	REB	AVG	PF--FO	AST	TO	BS	ST	PTS	AVG
1999-00	34-18	846-24.9	107-249	.430	11-28	.393	82-101	.812	112	3.3	49-1	65	67	3	51	307	9.0
2000-01	34-34	915-26.9	129-276	.467	7-18	.389	99-125	.792	154	4.5	41-0	66	60	5	42	364	10.7
2001-02	35-15	868-24.8	109-243	.449	12-39	.308	90-108	.833	123	3.5	46-1	86	57	5	33	320	9.1
2002-03	37-6	739-20.0	103-240	.429	11-38	.289	75-102	.735	111	3.0	48-0	54	39	3	57	292	7.9
Career	140-73	3368-24.1	448-1008	.444	41-123	.333	346-436	.794	500	3.6	184-2	271	223	16	183	1283	9.2

Wanisha Smith #23

YEAR	G-GS	MIN-AVG	FG-FGA	PCT	3P-3PA	PCT	FT-FTA	PCT	REB	AVG	PF--FO	AST	TO	BS	ST	PTS	AVG
2004-05	36-35	1163-32.3	134-312	.429	41-100	.410	85-118	.720	101	2.8	80-3	154	134	3	61	394	10.9
2005-06	35-20	738-21.1	98-224	.438	20-63	.317	43-61	.705	96	2.7	56-2	121	74	4	42	259	7.4
2006-07	34-34	930-27.4	105-251	.418	27-75	.360	83-110	.755	147	4.3	48-0	135	89	3	36	320	9.4
2007-08	30-30	825-27.5	90-259	.347	30-98	.306	73-96	.760	94	3.1	44-0	86	78	1	28	283	9.4
Career	135-119	3656-27.1	427-1046	.408	118-336	.351	284-385	.738	438	3.2	228-5	496	375	11	167	1256	9.3

Stacy Hurd #42

YEAR	G-GS	MIN-AVG	FG-FGA	PCT	3P-3PA	PCT	FT-FTA	PCT	REB	AVG	PF--FO	AST	TO	BS	ST	PTS	AVG
1980-81	25-22	730-29.2	138-278	.496	----	----	49-67	.731	174	6.9	64-1	18	46	4	12	325	13.0
1981-82	29-23	922-31.8	178-403	.442	----	----	39-66	.591	192	6.6	77-3	29	68	23	24	395	13.6
1982-83	25-9	618-24.7	147-294	.500	----	----	44-61	.721	138	5.5	38-1	24	51	6	11	338	13.5
1983-84	25-6	496-14.8	78-194	.402	----	----	27-32	.844	91	3.6	21-0	26	39	11	15	183	7.3
Career	104-60	2766-26.6	541-1169	.463	----	----	159-226	.704	595	5.7	200-5	97	204	44	62	1241	11.9

Ali Day #52

YEAR	G-GS	MIN-AVG	FG-FGA	PCT	3P-3PA	PCT	FT-FTA	PCT	REB	AVG	PF--FO	AST	TO	BS	ST	PTS	AVG
1992-93	26-8	525-20.2	56-109	.514	0-1	.000	36-48	.750	95	3.7	58-1	24	60	5	20	148	5.7
1993-94	25-11	529-21.2	78-128	.609	0-1	.000	44-52	.846	97	3.9	39-0	18	37	2	25	200	8.0
1994-95	31-31	1012-32.6	190-342	.556	16-27	.593	103-124	.831	204	6.6	84-1	46	96	2	28	499	16.1
1995-96	33-33	975-29.5	149-302	.493	44-111	.396	46-63	.730	221	6.7	74-2	68	87	12	37	388	11.8
Career	115-83	3041-26.4	473-881	.537	60-140	.429	229-287	.798	617	5.4	255-4	156	280	21	110	1235	10.7

Carey Kauffman #23

YEAR	G-GS	MIN-AVG	FG-FGA	PCT	3P-3PA	PCT	FT-FTA	PCT	REB	AVG	PF--FO	AST	TO	BS	ST	PTS	AVG
1991-92	26-3	295-11.3	49-110	.445	1-2	.500	22-32	.688	61	2.3	33-1	14	34	7	12	121	4.7
1992-93	27-27	790-29.3	136-288	.472	0-0	.000	54-72	.750	181	6.7	82-4	32	94	16	20	326	12.1
1993-94	27-19	679-25.1	142-274	.518	0-1	.000	59-87	.678	223	8.3	58-1	26	47	13	36	343	12.7
1994-95	31-31	993-32.0	179-383	.467	1-2	.500	79-96	.823	261	8.4	74-2	68	57	13	30	438	14.1
Career	111-80	2757-24.8	506-1055	.480	2-5	.400	214-287	.746	726	6.5	247-8	140	232	49	98	1228	11.1

Haley Peters #33

YEAR	G-GS	MIN-AVG	FG-FGA	PCT	3P-3PA	PCT	FT-FTA	PCT	REB	AVG	PF--FO	AST	TO	BS	ST	PTS	AVG
2010-11	36-9	635-17.6	97-186	.522	6-21	.286	25-34	.735	131	3.6	76-1	24	64	7	16	225	6.3
2011-12	33-33	902-27.3	155-303	.512	18-41	.439	29-39	.744	186	5.6	82-2	44	82	9	44	357	10.8
2012-13	36-36	1083-30.1	184-363	.507	27-57	.474	43-56	.768	273	7.6	91-5	67	97	17	40	438	12.2
Career	105-78	2620-25.0	436-852	.512	51-119	.429	91-129	.752	590	5.6	249-8	135	243	33	100	1020	9.7

Elizabeth Williams #1

YEAR	G-GS	MIN-AVG	FG-FGA	PCT	3P-3PA	PCT	FT-FTA	PCT	REB	AVG	PF--FO	AST	TO	BS	ST	PTS	AVG
2011-12	33-33	1008-30.5	186-383	.486	1-2	.500	88-145	.607	259	7.8	78-1	54	101	116	51	461	14.0
2012-13	36-36	1063-29.5	215-423	.508	0-1	.000	116-167	.695	264	7.3	63-0	45	78	107	41	546	15.2
Career	69-65	2071-30.0	401-806	.498	1-3	.333	204-312	.654	523	7.6	141-1	99	179	223	92	1007	14.6

Tracy Carter #15

Year	G-GS	Min-Avg	FG-FGA	Pct	3P-3PA	Pct	FT-FTA	Pct	Reb	Avg	PF--FO	AST	TO	BS	ST	Pts	Avg
1988-89	8-0	13-1.6	0-0	.000	0-0	.000	0-0	.000	2	.3	3-0	0	1	0	0	0	0
Career	8-0	13-1.6	0-0	.000	0-0	.000	0-0	.000	2	.3	3-0	0	1	0	0	0	0

Joy Cheek #21

Year	G-GS	Min-Avg	FG-FGA	Pct	3P-3PA	Pct	FT-FTA	Pct	Reb	Avg	PF--FO	AST	TO	BS	ST	Pts	Avg
2006-07	33-0	519-15.7	64-142	.451	0-4	.000	48-64	.750	127	3.8	66-0	16	53	4	27	176	5.3
2007-08	35-24	783-22.3	138-269	.513	11-26	.423	47-69	.681	184	5.3	104-4	26	68	11	43	334	5.5
2008-09	33-16	720-21.8	111-284	.391	12-45	.267	47-67	.701	156	4.7	96-1	30	70	12	42	281	8.5
2009-10	36-36	986-27.1	137-364	.376	16-49	.327	67-98	.684	212	5.9	79-1	46	93	20	53	357	9.9
Career	137-76	2998-21.1	450-1059	.425	39-124	.315	209-298	.701	679	5.0	345-6	118	284	47	165	1148	8.4

Jennifer Chestnut #42

Year	G-GS	Min-Avg	FG-FGA	Pct	3P-3PA	Pct	FT-FTA	Pct	Reb	Avg	PF--FO	AST	TO	BS	ST	Pts	Avg
1980-81	22-5	314-14.3	57-105	.542	---	---	17-46	.369	103	4.6	44-0	3	37	9	15	131	6.9
1981-82	29-20	722-24.9	117-264	.443	---	---	54-100	.540	250	8.3	81-4	16	55	16	32	288	9.9
1982-83	22-20	325-23.2	130-249	.522	---	---	49-80	.613	163	7.4	59-2	27	34	5	16	309	14.0
1983-84	27-27	809-30.0	119-266	.447	---	---	57-116	.491	231	8.6	81-6	37	78	7	54	29	10.9
Career	100-74	2170-21.7	423-884	.479	---	---	177-342	.518	737	7.4	265-12	82	204	37	117	1023	10.2

Karima Christmas #13

Year	G-GS	Min-Avg	FG-FGA	Pct	3P-3PA	Pct	FT-FTA	Pct	Reb	Avg	PF--FO	AST	TO	BS	ST	Pts	Avg
2007-08	30-0	317-10.6	50-96	.521	0-6	.000	23-39	.590	78	2.6	32-0	15	19	5	24	123	4.1
2008-09	32-2	616-19.3	84-170	.494	17-37	.459	54-83	.651	135	4.2	53-1	32	35	8	44	239	7.5
2009-10	36-18	922-25.6	121-281	.431	24-84	.286	81-113	.717	189	5.3	80-0	53	49	26	79	347	9.6
2010-11	36-35	949-26.4	107-285	.375	15-71	.211	114-163	.699	227	6.3	73-0	60	76	13	57	343	9.5
Career	134-55	2804-20.9	362-832	.435	56-198	.283	272-398	.683	628	4.7	238-1	160	179	42	204	1052	7.9

Tracy Christopher #33

Year	G-GS	Min-Avg	FG-FGA	Pct	3P-3PA	Pct	FT-FTA	Pct	Reb	Avg	PF--FO	AST	TO	BS	ST	Pts	Avg
1985-86	23-0	179-7.8	26-55	.473	0-0	.000	13-22	.591	58	2.5	30-1	3	13	0	9	65	2.8
1986-87	27-2	257-9.5	23-53	.434	0-0	.000	13-24	.542	63	2.3	38-0	23	27	1	9	59	2.2
1987-88	28-5	355-12.7	30-66	.455	0-0	.000	10-26	.385	82	2.6	47-1	9	32	8	25	70	2.5
1988-89	28-28	882-31.5	95-189	.503	0-0	.000	49-86	.570	270	9.6	73-3	56	96	3	47	239	8.5
Career	106-35	1673-15.8	174-363	.479	0-0	.000	85-158	.538	473	4.5	188-5	91	168	12	90	433	4.1

Windsor Coggeshall #15

Year	G-GS	Min-Avg	FG-FGA	Pct	3P-3PA	Pct	FT-FTA	Pct	Reb	Avg	PF--FO	AST	TO	BS	ST	Pts	Avg
1993-94	20-0	184-9.2	22-63	.349	3-14	.214	5-6	.833	25	1.3	16-0	19	14	2	13	52	3.6
1994-95	24-0	271-11.3	38-103	.369	11-42	.262	11-16	.688	32	1.3	19-0	18	20	5	11	98	4.1
1995-96	25-16	567-22.7	74-173	.428	24-56	.429	4-9	.444	77	3.1	31-0	64	47	8	16	176	7.0
1999-97	27-15	408-15.1	46-105	.438	11-39	.282	0-1	.000	33	1.2	15-0	24	26	0	10	103	3.8
Career	96-31	1430-14.9	180-444	.405	49-151	.325	20-32	.625	167	1.7	81-0	125	107	15	50	429	4.5

Heather Conway #23

Year	G-GS	Min-Avg	FG-FGA	Pct	3P-3PA	Pct	FT-FTA	Pct	Reb	Avg	PF--FO	AST	TO	BS	ST	Pts	Avg
1980-81	5-1	---	13-23	.565	0-0	.000	11-21	.524	28	5.6	14-0	0	0	0	0	37	7.4
Career	5-1	---	13-23	.565	0-0	.000	11-21	.524	28	5.6	14-0	0	0	0	0	37	7.4

Jenny Copeland #12

Year	G-GS	Min-Avg	FG-FGA	Pct	3P-3PA	Pct	FT-FTA	Pct	Reb	Avg	PF--FO	AST	TO	BS	ST	Pts	Avg
1981-82	13-0	---	1-5	.200	0-0	.000	1-3	.333	3	0.2	3-0	2	0	0	0	3	.2
Career	13-0	---	1-5	.200	0-0	.000	1-3	.333	3	0.2	3-0	2	0	0	0	3	.2

Rometra Craig #5

Year	G-GS	Min-Avg	FG-FGA	Pct	3P-3PA	Pct	FT-FTA	Pct	Reb	Avg	PF--FO	AST	TO	BS	ST	Pts	Avg
2000-01	33-4	616-18.7	91-241	.378	34-62	.297	34-62	.548	71	2.2	57-0	40	65	2	36	238	7.2
2001-02	7-1	100-14.3	14-40	.350	7-12	.100	7-12	.583	12	1.7	20-0	9	11	1	9	36	5.1
Career	40-5	716-17.9	105-281	.374	41-74	.274	41-74	.554	83	2.1	77-0	49	76	3	45	274	6.9

Monique Currie #25

Year	G-GS	Min-Avg	FG-FGA	Pct	3P-3PA	Pct	FT-FTA	Pct	Reb	Avg	PF--FO	AST	TO	BS	ST	Pts	Avg
2001-02	35-22	971-27.7	178-360	.494	8-34	.235	138-179	.771	209	6.0	87-2	90	90	24	50	502	14.3
2002-03		Medical Redshirt															
2003-04	34-34	943-27.7	151-318	.475	10-42	.238	105-139	.755	208	6.1	103-4	101	83	28	53	417	12.6
2004-05	36-36	1127-31.3	218-489	.446	26-82	.317	168-215	.781	254	7.1	85-2	123	109	14	77	630	17.5
2005-06	35-35	972-27.8	202-425	.475	42-100	.420	127-155	.819	203	5.8	83-0	99	69	9	48	573	16.4
Career	140-127	4013-28.7	749-1592	.470	86-258	.333	538-688	.782	874	6.2	358-8	413	351	75	228	2122	15.2

Ali Day #52

Year	G-GS	Min-Avg	FG-FGA	Pct	3P-3PA	Pct	FT-FTA	Pct	Reb	Avg	PF--FO	AST	TO	BS	ST	Pts	Avg
1992-93	26-8	525-20.2	56-109	.514	0-1	.000	36-48	.750	95	3.7	58-1	24	60	5	20	148	5.7
1993-94	25-11	529-21.2	78-128	.609	0-1	.000	44-52	.846	97	3.9	39-0	18	37	2	25	200	8.0
1994-95	31-31	1012-32.6	190-342	.556	16-27	.593	103-124	.831	204	6.6	84-1	46	96	2	28	499	16.1
1995-96	33-33	975-29.5	149-302	.493	44-111	.396	46-63	.730	221	6.7	74-2	68	87	12	37	388	11.8
Career	115-83	3041-26.4	473-881	.537	60-140	.429	229-287	.798	617	5.4	255-4	156	280	21	110	1235	10.7

Leslie Earnhardt #21

Year	G-GS	Min-Avg	FG-FGA	Pct	3P-3PA	Pct	FT-FTA	Pct	Reb	Avg	PF--FO	AST	TO	BS	ST	Pts	Avg
1978-79	20-20	---	101-209	.483	0-0	.0	17-23	.739	115	5.8	34-0	37	0	0	0	219	11.0
1979-80	27-18	---	80-184	.435	0-0	.0	24-48	.632	123	4.6	45-0	23	0	0	0	184	6.8
Career	47-38	---	181-393	.461	0-0	.0	41-61	.672	238	5.1	79-0	60	0	0	0	403	8.6

Ruth Ellis #42

Year	G-GS	Min-Avg	FG-FGA	Pct	3P-3PA	Pct	FT-FTA	Pct	Reb	Avg	PF--FO	AST	TO	BS	ST	Pts	Avg
1977-78	20-15	---	58-156	.372	0-0	.000	48-64	.750	76	3.8	0-0	20	0	0	0	164	8.2
Career	20-0	---	58-156	.372	0-0	.000	48-64	.750	76	3.8	0-0	20	0	0	0	164	8.2

Nicole Erickson #22

Year	G-GS	Min-Avg	FG-FGA	Pct	3P-3PA	Pct	FT-FTA	Pct	Reb	Avg	PF--FO	AST	TO	BS	ST	Pts	Avg
1997-98	32-31	1017-31.8	129-321	.402	60-156	.385	92-105	.876	88	2.8	59-1	104	80	5	39	410	12.8
1998-99	34-28	974-28.6	123-288	.427	62-153	.405	69-78	.885	108	3.2	79-3	108	65	2	27	377	11.1
Career	66-59	1991-30.2	252-609	.414	122-309	.395	161-183	.880	196	3.0	138-4	212	145	7	66	787	11.9

Valerie Evans #30

Year	G-GS	Min-Avg	FG-FGA	Pct	3P-3PA	Pct	FT-FTA	Pct	Reb	Avg	PF--FO	AST	TO	BS	ST	Pts	Avg
1990-1991	26-0	149-5.7	16-28	.571	0-0	.000	7-11	.636	44	1.7	12-0	5	16	0	0	39	1.5
1992-1993	25-25	670-26.8	85-214	.397	0-1	.000	75-101	.743	153	6.1	64-2	21	43	11	14	245	9.8
1993-1994	18-6	193-10.7	22-59	.373	0-1	.000	14-23	.609	38	2.1	20-0	12	12	2	5	58	3.2
Career	69-31	1012-14.7	123-301	.409	0-2	.000	96-135	.711	235	3.4	96-2	38	71	13	19	342	5.0

Stephanie Fagerberg #21

Year	G-GS	Min-Avg	FG-FGA	Pct	3P-3PA	Pct	FT-FTA	Pct	Reb	Avg	PF--FO	AST	TO	BS	ST	Pts	Avg
1977-78	10-1	---	2-15	.133	0-0	.000	5-10	.500	5	0.5	0-0	0	0	0	0	9	0.9
Career	10-1	---	2-15	.133	0-0	.000	5-10	.500	5	0.5	0-0	0	0	0	0	9	0.9

Dade Fletcher #32

Year	G-GS	Min-Avg	FG-FGA	Pct	3P-3PA	Pct	FT-FTA	Pct	Reb	Avg	PF--FO	AST	TO	BS	ST	Pts	Avg
1987-88	14-0	40-2.9	3-4	.750	0-0	.000	6-9	.667	5	0.4	3-0	0	3	0	0	12	0.9
Career	14-0	40-2.9	3-4	.750	0-0	.000	6-9	.667	5	0.4	3-0	0	3	0	0	12	0.9

Jessica Foley #24

Year	G-GS	Min-Avg	FG-FGA	Pct	3P-3PA	Pct	FT-FTA	Pct	Reb	Avg	PF--FO	AST	TO	BS	ST	Pts	Avg
2002-03	32-0	246-13.3	61-147	.415	30-86	.349	22-26	.846	67	2.1	36-1	62	32	2	18	174	5.4
2003-04	34-0	563-16.6	66-190	.347	38-116	.328	17-20	.850	66	1.9	58-1	67	41	6	34	187	5.5
2004-05	34-32	1036-30.5	124-318	.390	68-191	.356	55-69	.797	137	4.0	74-2	122	73	9	64	371	10.9
2005-06	35-0	565-16.1	71-160	.444	39-97	.402	16-19	.842	57	1.6	47-1	59	47	3	28	197	5.6
Career	135-32	2590-19.2	322-815	.395	175-490	.357	110-134	.821	327	2.4	215-5	310	193	20	144	929	6.9

Jennifer Forte #34

Year	G-GS	Min-Avg	FG-FGA	Pct	3P-3PA	Pct	FT-FTA	Pct	Reb	Avg	PF--FO	AST	TO	BS	ST	Pts	Avg
1996-97	18-2	136-7.6	8-26	.308	0-0	.000	23-34	.676	40	2.2	29-0	4	19	1	4	39	2.2
1997-98	4-0	9-2.3	1-1	1.000	0-0	.000	0-0	.000	1	0.3	0-0	0	2	0	0	2	0.5
Career	22-2	145-6.6	9-27	.333	0-0	.000	23-34	.676	41	1.9	29-0	4	21	1	4	41	1.9

Kathy Friend #34

Year	G-GS	Min-Avg	FG-FGA	Pct	3P-3PA	Pct	FT-FTA	Pct	Reb	Avg	PF--FO	AST	TO	BS	ST	Pts	Avg
1977-78	14-8	---	50-125	.400	0-0	.000	10-13	.769	26	1.9	0-0	9	0	0	0	110	7.9
1978-79	10-0	---	5-23	.217	0-0	.000	0-0	.000	18	1.8	2-0	3	0	0	0	10	1.0
Career	24-8	---	55-148	.372	0-0	.000	10-13	.769	44	1.8	2-0	12	0	0	0	120	5.0

Jenna Frush #35

Year	G-GS	Min-Avg	FG-FGA	Pct	3P-3PA	Pct	FT-FTA	Pct	Reb	Avg	PF--FO	AST	TO	BS	ST	Pts	Avg
2011-12	9-0	26-2.9	1-5	.200	1-5	.200	2-2	1.000	2	0.2	0-0	0	2	0	1	5	0.6
2012-13	15-0	31-2.1	1-5	.200	1-5	.200	0-0	.000	5	0.3	1-0	1	2	0	0	3	0.2
Career	24-0	57-2.4	2-10	.200	2-10	.200	2-2	1.00	7	0.3	1-0	1	4	0	1	8	0.3

Carrem Gay #30

Year	G-GS	Min-Avg	FG-FGA	Pct	3P-3PA	Pct	FT-FTA	Pct	Reb	Avg	PF--FO	AST	TO	BS	ST	Pts	Avg
2005-06	26-0	229-8.8	40-64	.625	0-0	.000	16-25	.640	62	2.4	21-0	8	17	13	20	96	3.7
2006-07	34-34	791-23.3	122-210	.581	0-0	.000	55-74	.743	198	5.8	86-2	35	70	21	48	299	8.8
2007-08	35-11	676-19.3	96-201	.478	0-6	.000	40-67	.597	178	5.8	79-1	33	54	23	56	232	6.6
2008-09	33-28	673-20.4	89-198	.449	5-15	.333	36-52	.692	168	5.1	67-0	25	49	23	56	219	6.6
Career	128-73	2369-18.5	347-673	.516	5-21	.238	147-218	.674	606	5.1	253-3	101	190	80	180	846	6.6

Lello Gebisa #20

Year	G-GS	Min-Avg	FG-FGA	Pct	3P-3PA	Pct	FT-FTA	Pct	Reb	Avg	PF--FO	AST	TO	BS	ST	Pts	Avg
1999-00	15-0	81-5.4	13-27	.481	0-0	.000	7-11	.636	16	1.1	12-0	4	8	2	1	33	2.2
2000-01	18-0	80-4.4	7-17	.412	0-0	.000	3-7	.429	20	1.1	9-0	3	17	6	2	17	0.9
Career	33-0	161-4.9	20-44	.455	0-0	.000	10-18	.556	36	1.1	21-0	7	25	8	3	50	1.5

Krista Gingrich #21

Year	G-GS	Min-Avg	FG-FGA	Pct	3P-3PA	Pct	FT-FTA	Pct	Reb	Avg	PF--FO	AST	TO	BS	ST	Pts	Avg
1998-99	34-0	509-15.0	62-160	.388	29-72	.403	34-45	.756	70	2.1	40-0	65	48	1	14	187	5.5
1999-00	33-23	796-24.1	79-237	.333	39-116	.336	64-88	.727	71	2.2	64-1	100	76	0	43	261	7.9
2000-01	19-0	122-6.4	6-28	.214	3-17	.176	6-6	1.000	12	0.6	11-0	14	19	1	2	21	1.1
2001-02	34-3	589/17.3	61-147	.415	53-114	.465	23-26	.885	58	1.7	50-0	88	55	3	14	198	5.8
Career	120-26	2016/16.8	208-572	.364	124-319	.389	127-165	.770	211	1.8	165-1	267	198	5	73	667	5.6

Carol Giordano #25

Year	G-GS	Min-Avg	FG-FGA	Pct	3P-3PA	Pct	FT-FTA	Pct	Reb	Avg	PF--FO	AST	TO	BS	ST	Pts	Avg
1977-78	16-0	---	11-50	.220	0-0	.000	8-15	.533	26	1.6	0-0	1	0	0	0	30	1.9
Career	16-0	---	11-50	.220	0-0	.000	8-15	.533	26	1.6	0-0	1	0	0	0	30	1.9

Connie Goins #32

Year	G-GS	Min-Avg	FG-FGA	Pct	3P-3PA	Pct	FT-FTA	Pct	Reb	Avg	PF--FO	AST	TO	BS	ST	Pts	Avg
1982-83	19-16	381-20.1	71-159	.447	0-0	.000	37-50	.740	80	4.2	25-0	39	32	3	21	179	9.4
1983-84	27-25	668-24.7	91-192	.474	0-0	.000	66-92	.717	95	3.5	29-1	60	55	2	28	248	9.2
1984-85	27-27	838-31.0	124-255	.486	0-0	.000	86-106	.811	140	5.2	32-0	71	67	2	36	334	12.4
1985-86	28-28	821-29.3	142-300	.473	0-0	.000	95-126	.754	146	5.2	34-0	127	67	10	35	379	13.5
Career	101-96	2708-26.8	428-906	.472	0-0	.000	284-374	.759	461	4.6	120-1	297	221	17	120	1140	11.3

Chelsea Gray #12

Year	G-GS	Min-Avg	FG-FGA	Pct	3P-3PA	Pct	FT-FTA	Pct	Reb	Avg	PF--FO	AST	TO	BS	ST	Pts	Avg
2010-11	34-18	721-21.2	99-229	.432	33-83	.398	66-82	.805	113	3.3	49-0	86	62	7	66	297	8.7
2011-12	33-33	1064-32.2	153-334	.458	29-77	.377	78-95	.821	162	4.9	66-0	201	115	12	93	413	12.5
2012-13	25-25	758-30.3	107-254	.421	22-54	.407	80-94	.851	132	5.3	45-0	136	66	3	89	316	12.6
Career	92-76	2543-27.6	359-817	.439	84-214	.393	224-271	.827	407	4.4	160-0	423	243	22	248	1026	11.2

Jeanne Griffin #33

Year	G-GS	Min-Avg	FG-FGA	Pct	3P-3PA	Pct	FT-FTA	Pct	Reb	Avg	PF--FO	AST	TO	BS	ST	Pts	Avg
1978-79	9-0	155-7.8	3-20	.150	0-0	.000	1-2	.500	15	1.7	8-0	1	0	0	0	7	0.8
Career	9-0	155-7.8	3-20	.150	0-0	.000	1-2	.500	15	1.7	8-0	1	0	0	0	7	0.8

Olga Gvozdenovic #24

Year	G-GS	Min-Avg	FG-FGA	Pct	3P-3PA	Pct	FT-FTA	Pct	Reb	Avg	PF--FO	AST	TO	BS	ST	Pts	Avg
1999-00	20-1	155-7.8	12-29	.414	0-0	.000	16-19	.842	27	1.4	24-0	6	16	0	5	40	2.0
2000-01	16-0	100-6.3	10-20	.500	0-0	.000	9-15	.600	27	1.7	25-0	5	10	0	2	29	1.8
Career	36-1	255-7.1	22-49	.449	0-0	.000	25-34	.735	54	1.5	49-0	11	26	0	7	69	1.9

Tyish Hall #24

Year	G-GS	Min-Avg	FG-FGA	Pct	3P-3PA	Pct	FT-FTA	Pct	Reb	Avg	PF--FO	AST	TO	BS	ST	Pts	Avg
1993-94	23-3	290-12.6	55-93	.591	0-0	.000	29-39	.744	75	3.3	40-0	19	20	13	18	139	6.0
1994-95	31-30	805-26.0	124-199	.623	0-0	.000	43-70	.614	197	6.4	85-1	46	58	26	33	291	9.4
1995-96	33-33	982-29.8	216-330	.655	0-0	.000	65-93	.699	232	7.0	92-3	44	62	44	39	497	15.1
1996-97	22-21	359-16.3	149-240	.617	0-0	.000	63-88	.716	128	5.8	59-4	26	50	13	34	359	16.3
Career	109-87	2436-22.3	543-862	.630	0-0	.000	200-290	.690	632	5.8	276-8	135	190	96	124	1286	11.8

Lynne Hanrahan #42

Year	G-GS	Min-Avg	FG-FGA	Pct	3P-3PA	Pct	FT-FTA	Pct	Reb	Avg	PF--FO	AST	TO	BS	ST	Pts	Avg
1985-86	10-0	23-2.3	0-4	.000	0-0	.000	2-3	.667	5	0.5	1-0	0	0	0	0	2	0.2
Career	10-0	23-2.3	0-4	.000	0-0	.000	2-3	.667	5	0.5	1-0	0	0	0	0	2	0.2

Lindsey Harding #10

Year	G-GS	Min-Avg	FG-FGA	Pct	3P-3PA	Pct	FT-FTA	Pct	Reb	Avg	PF--FO	AST	TO	BS	ST	Pts	Avg
2002-03	37-16	958-25.9	84-192	.438	1-13	.077	62-81	.765	145	3.9	63-1	124	59	9	68	231	6.2
2003-04	34-33	1003-29.5	83-181	.459	7-29	.241	57-87	.655	154	4.5	60-1	168	76	2	67	230	6.8
2004-05	Redshirt Season																
2005-06	35-35	1012-28.9	138-287	.481	23-56	.411	75-96	.781	130	3.7	48-1	156	84	4	75	374	10.7
2006-07	34-34	1035-30.4	169-381	.444	24-63	.381	101-135	.748	136	4.0	49-0	131	77	10	51	463	13.6
Career	140-118	4008-28.6	474-1041	.455	55-161	.342	295-399	.739	565	4.0	220-3	579	296	25	261	1298	9.3

Jo Harlow #34

Year	G-GS	Min-Avg	FG-FGA	Pct	3P-3PA	Pct	FT-FTA	Pct	Reb	Avg	PF--FO	AST	TO	BS	ST	Pts	Avg
1980-81	23-0	---	38-71	.535	0-0	.000	8-12	.667	51	2.2	17-0	8	0	0	0	84	3.7
1981-82	29-20	---	87-216	.403	0-0	.000	48-70	.686	187	6.4	52-0	44	0	0	0	222	7.7
1982-83	25-23	478-19.1	89-202	.441	0-0	.000	27-31	.871	147	5.9	51-1	47	33	2	25	205	8.2
1983-84	27-27	933-34.6	110-231	.476	0-0	.000	39-58	.672	169	6.3	50-3	60	46	2	30	259	9.6
Career	104-70	1411-27.14	324-720	.450	0-0	.000	122-171	.713	554	5.3	170-4	159	79	4	55	770	7.4

Sue Harnett #23

Year	G-GS	Min-Avg	FG-FGA	Pct	3P-3PA	Pct	FT-FTA	Pct	Reb	Avg	PF--FO	AST	TO	BS	ST	Pts	Avg
1986-87	29-8	613-21.1	122-248	.492	0-0	.000	46-64	.719	168	5.8	64-0	30	33	37	7	290	10.0
1987-88	28-23	756-27.0	157-316	.497	0-1	.000	74-112	.661	218	7.8	79-3	36	78	36	13	388	13.9
1988-89	27-26	816-30.2	211-393	.537	0-0	.000	104-154	.675	222	8.2	78-1	41	73	21	40	526	19.5
1989-90	5-5	138-27.6	43-66	.652	0-0	.000	5-11	.455	44	8.8	19-2	3	18	4	4	91	18.2
1990-91	28-28	897-32.0	194-362	.536	0-0	.000	102-143	.713	247	8.8	69-3	54	88	32	22	490	17.5
Career	117-90	3220-27.5	727-1385	.525	0-1	.000	331-484	.684	899	7.7	309-9	164	290	130	86	1785	15.3

Allison Hart #40

Year	G-GS	Min-Avg	FG-FGA	Pct	3P-3PA	Pct	FT-FTA	Pct	Reb	Avg	PF--FO	AST	TO	BS	ST	Pts	Avg
1981-82	17-0	---	23-53	.434	0-0	.0	11-17	.647	54	3.2	28-0	7	0	0	0	57	3.4
1982-83	15-0	51-3.4	5-14	.357	0-0	.0	8-9	.889	17	1.1	10-0	3	4	0	0	18	1.2
1983-84	21-0	89-4.2	9-21	.429	0-0	.0	14-22	.636	25	1.2	14-0	2	15	0	1	32	1.5
Career	53-0	140-3.8	37-88	.420	0-0	.0	33-48	.688	96	1.8	52-0	12	19	0	1	107	2.0

Maureen Hathorn #33

Year	G-GS	Min-Avg	FG-FGA	Pct	3P-3PA	Pct	FT-FTA	Pct	Reb	Avg	PF--FO	AST	TO	BS	ST	Pts	Avg
1977-78	19-6	---	29-99	.293	0-0	.000	13-25	.520	86	4.5	0-0	3	0	0	0	71	3.7
Career	19-6	---	29-99	.293	0-0	.000	13-25	.520	86	4.5	0-0	3	0	0	0	71	3.7

Janee Hayes #42

Year	G-GS	Min-Avg	FG-FGA	Pct	3P-3PA	Pct	FT-FTA	Pct	Reb	Avg	PF--FO	AST	TO	BS	ST	Pts	Avg
1998-99	15-0	75-5.0	12-23	.522	0-0	.000	9-17	.529	22	1.5	7-0	0	3	1	3	33	2.2
1999-00	30-1	286-9.5	23-53	.434	0-0	.000	34-51	.667	61	2.0	13-0	5	20	2	9	80	2.7
Career	45-1	361-8.0	35-76	.461	0-0	.000	43-69	.632	83	1.8	20-0	5	23	3	12	113	2.5

Ada Healey #52

Year	G-GS	Min-Avg	FG-FGA	Pct	3P-3PA	Pct	FT-FTA	Pct	Reb	Avg	PF--FO	AST	TO	BS	ST	Pts	Avg
1980-81	23-9	---	58-146	.397	0-0	.000	30-41	.732	82	3.6	47-1	19	0	0	0	146	6.3
Career	23-9	---	58-146	.397	0-0	.000	30-41	.732	82	3.6	47-1	19	0	0	0	146	6.3

Amber Henson #30

Year	G-GS	Min-Avg	FG-FGA	Pct	3P-3PA	Pct	FT-FTA	Pct	Reb	Avg	PF--FO	AST	TO	BS	ST	Pts	Avg
2011-12	8-0	93-11.6	6-25	.240	0-3	.000	2-9	.222	15	1.9	10-0	5	7	4	7	14	1.8
2012-13	Medical Redshirt																
Career	8-0	93-11.6	6-25	.240	0-3	.000	2-9	.222	15	1.9	10-0	5	7	4	7	14	1.8

Juanita Hepburn #55

Year	G-GS	Min-Avg	FG-FGA	Pct	3P-3PA	Pct	FT-FTA	Pct	Reb	Avg	PF--FO	AST	TO	BS	ST	Pts	Avg
1997-98	11-0	47-4.3	10-20	.500	0-0	.000	9-14	.643	21	1.9	8-0	3	4	1	4	29	2.6
Career	11-0	47-4.3	10-20	.500	0-0	.000	9-14	.643	21	1.9	8-0	3	4	1	4	29	2.6

Maura Hertzog #23

Year	G-GS	Min-Avg	FG-FGA	Pct	3P-3PA	Pct	FT-FTA	Pct	Reb	Avg	PF--FO	AST	TO	BS	ST	Pts	Avg
1981-82	28-22	---	95-213	.446	0-0	.000	15-21	.714	74	2.6	59-1	69	0	0	0	205	7.3
1982-83	22-9	253-11.5	56-113	.496	0-0	.000	16-18	.889	43	2.0	41-2	38	34	0	31	128	5.8
1983-84	27-27	879-32.6	78-180	.433	0-0	.000	24-33	.727	62	2.3	69-0	72	91	11	65	180	6.7
1984-85	27-27	861-31.9	79-175	.451	0-0	.000	29-42	.690	73	2.7	59-0	79	78	8	53	187	6.9
Career	104-85	1993-30.2	308-681	.452	0-0	.000	84-114	.737	252	2.4	228-3	258	203	19	149	700	6.7

Chelsea Hopkins #1

Year	G-GS	Min-Avg	FG-FGA	Pct	3P-3PA	Pct	FT-FTA	Pct	Reb	Avg	PF--FO	AST	TO	BS	ST	Pts	Avg
2008-09	20-0	163-8.2	14-27	.519	1-1	1.000	24-32	.750	22	1.1	8-0	12	23	0	16	53	2.7
2009-10	26-0	213-8.2	10-27	.370	2-7	.286	9-17	.529	25	1.0	16-0	19	25	0	18	31	1.2
Career	46-0	376-8.2	24-54	.444	3-8	.375	33-49	.673	47	1.0	24-0	31	48	0	34	84	1.8

Hilary Howard #11

Year	G-GS	Min-Avg	FG-FGA	Pct	3P-3PA	Pct	FT-FTA	Pct	Reb	Avg	PF--FO	AST	TO	BS	ST	Pts	Avg
1995-96	23-12	650-28.3	39-101	.386	9-34	.265	19-30	.633	73	3.2	44-1	91	43	0	19	106	4.6
1996-97	30-30	1028-34.3	85-232	.366	30-89	.337	55-73	.753	83	2.8	45-1	149	97	2	38	255	8.5
1997-98	32-32	1002-31.3	115-253	.455	42-104	.404	42-59	.712	109	3.4	45-0	140	64	2	42	314	9.8
1998-99	36-36	1079-30.0	110-291	.378	51-127	.402	40-53	.755	116	3.2	57-0	153	85	2	45	311	8.6
Career	121-110	3759-31.1	349-877	.398	132-354	.373	156-215	.726	381	3.1	191-2	533	289	6	144	986	8.1

Caitlin Howe #32

Year	G-GS	Min-Avg	FG-FGA	Pct	3P-3PA	Pct	FT-FTA	Pct	Reb	Avg	PF--FO	AST	TO	BS	ST	Pts	Avg
2003-04	16-0	95-5.9	10-29	.345	5-18	.278	1-1	1.000	10	0.6	7-0	7	5	0	2	26	14.6
2004-05	11-1	173-15.7	17-57	.298	10-41	.244	4-5	.800	14	1.3	12-0	13	13	0	10	48	4.4
Career	27-1	268-9.9	27-86	.314	15-59	.244	5-6	.833	24	0.9	19-0	20	18	0	12	74	2.7

Brittany Hunter #44

Year	G-GS	Min-Avg	FG-FGA	Pct	3P-3PA	Pct	FT-FTA	Pct	Reb	Avg	PF--FO	AST	TO	BS	ST	Pts	Avg
2003-04	27-0	424-15.7	96-172	.558	0-0	.000	26-52	.500	131	4.9	58-1	20	41	33	22	218	8.1
Career	27-0	424-15.7	96-172	.558	0-0	.000	26-52	.500	131	4.9	58-1	20	41	33	22	218	8.1

Kim Hunter #20

Year	G-GS	Min-Avg	FG-FGA	Pct	3P-3PA	Pct	FT-FTA	Pct	Reb	Avg	PF--FO	AST	TO	BS	ST	Pts	Avg
1983-84	21-0	152-7.2	15-47	.319	0-0	.000	8-10	.800	9	0.4	25-0	10	21	0	30	38	1.8
1984-85	19-0	221-11.6	19-52	.365	0-0	.000	11-15	.733	23	1.2	16-0	32	35	0	13	49	2.6
1985-86	30-26	633-21.1	32-99	.323	0-0	.000	20-33	.606	32	1.1	65-2	59	61	0	28	84	2.8
1986-87	29-13	489-16.9	26-68	.382	0-0	.000	18-24	.750	47	1.6	47-2	45	53	0	16	70	2.4
Career	99-39	1495-15.1	92-266	.346	0-0	.000	57-82	.695	111	1.1	153-4	146	170	0	87	241	2.4

Stacy Hurd #50

Year	G-GS	Min-Avg	FG-FGA	Pct	3P-3PA	Pct	FT-FTA	Pct	Reb	Avg	PF--FO	AST	TO	BS	ST	Pts	Avg
1980-81	25-25	---	138-278	.496	0-0	.000	49-67	.731	174	7.0	64-1	18	---	---	---	325	13.0
1981-82	29-24	---	178-403	.442	0-0	.000	39-66	.591	192	6.6	77-3	29	---	---	---	395	13.6
1982-83	25-9	361-14.4	147-294	.500	0-0	.000	44-61	.721	138	5.5	38-1	24	30	4	8	338	13.5
1983-84	25-6	496-19.8	78-194	.402	0-0	.000	27-32	.844	91	3.6	21-0	26	39	11	15	183	7.3
Career	104-64	857-17.14	541-1169	.463	0-0	.000	159-226	.704	595	5.7	200-5	97	69	15	23	1241	11.9

Jenni Kraft #30

Year	G-GS	Min-Avg	FG-FGA	Pct	3P-3PA	Pct	FT-FTA	Pct	Reb	Avg	PF--FO	AST	TO	BS	ST	Pts	Avg
1988-89	28-3	564-20.1	125-245	.510	41-76	.539	90-100	.900	76	2.7	55-0	36	43	3	12	381	13.6
Career	28-3	564-20.1	125-245	.510	41-76	.539	90-100	.900	76	2.7	55-0	36	43	3	12	381	13.6

Vicki Krapohl #12

Year	G-GS	Min-Avg	FG-FGA	Pct	3P-3PA	Pct	FT-FTA	Pct	Reb	Avg	PF--FO	AST	TO	BS	ST	Pts	Avg
2000-01	21-0	117-5.6	8-20	.400	7-14	.500	5-7	.714	13	.6	11-0	18	15	1	9	28	1.3
2001-02	35-29	676-19.3	49-104	.471	46-97	.474	3-5	.600	74	2.1	21-0	94	44	1	40	147	4.2
2002-03	37-37	925-25.0	65-170	.382	59-155	.381	5-11	.455	65	1.8	37-1	98	52	1	43	194	5.2
2003-04	34-3	714-21.0	63-143	.441	59-137	.431	12-19	.632	61	1.8	29-0	80	30	1	40	197	5.8
Career	127-69	2432-19.1	185-437	.423	171-403	.424	25-42	.595	213	1.7	98-1	290	141	4	132	566	4.5

Barb Krause #44

Year	G-GS	Min-Avg	FG-FGA	Pct	3P-3PA	Pct	FT-FTA	Pct	Reb	Avg	PF--FO	AST	TO	BS	ST	Pts	Avg
1978-79	22-21	---	135-284	.475	0-0	.000	51-77	.662	237	10.8	57-0	26	0	0	0	321	14.6
1979-80	27-26	---	127-291	.436	0-0	.000	99-135	.733	251	9.3	84-5	22	0	0	0	535	13.1
1980-81	25-25	---	121-238	.508	0-0	.000	82-102	.804	244	9.8	79-2	37	0	0	0	324	13.0
Career	74-0	---	383-813	.471	0-0	.000	232-314	.739	732	9.9	220-7	85	0	0	0	998	13.5

Laura Kurz #3

Year	G-GS	Min-Avg	FG-FGA	Pct	3P-3PA	Pct	FT-FTA	Pct	Reb	Avg	PF--FO	AST	TO	BS	ST	Pts	Avg
2004-05	35-0	535-15.3	78-154	.506	33-73	.452	8-11	.727	78	2.2	61-1	28	40	21	23	197	5.6
2005-06	30-0	347-11.6	62-115	.539	23-52	.442	14-16	.875	73	2.4	35-0	13	19	7	18	161	5.4
Career	65-0	882-13.6	140-269	.520	56-125	.448	22-27	.815	151	2.3	97-1	41	59	28	41	358	5.5

Ellen Langhi #40

Year	G-GS	Min-Avg	FG-FGA	Pct	3P-3PA	Pct	FT-FTA	Pct	Reb	Avg	PF--FO	AST	TO	BS	ST	Pts	Avg
1985-86	30-0	370-12.6	59-131	.450	0-0	.000	15-25	.600	75	2.5	21-0	16	29	2	4	133	4.4
1986-87	28-1	246-8.8	34-93	.366	0-0	.000	9-15	.600	41	1.5	20-1	18	20	1	2	77	2.8
1987-88	28-5	418-14.9	59-159	.371	2-10	.200	13-23	.565	56	2.0	30-1	34	45	0	5	133	4.8
1988-89	28-28	765-27.3	104-281	.370	17-61	.279	40-51	.784	97	3.5	59-2	50	55	3	14	265	9.5
Career	114-34	1808-15.9	256-664	.386	19-71	.268	77-114	.675	269	2.4	130-4	118	149	6	25	608	5.3

Celeste Lavoie #11

Year	G-GS	Min-Avg	FG-FGA	Pct	3P-3PA	Pct	FT-FTA	Pct	Reb	Avg	PF--FO	AST	TO	BS	ST	Pts	Avg
1990-91	11-0	62-5.6	80-24	.33	0-0	.000	3-4	.750	12	1.1	4-0	1	5	0	1	19	1.7
1991-92	29-29	792-27.3	157-305	.515	0-1	.000	556-89	.629	181	6.2	67-2	67	62	11	30	370	12.8
Career	40-29	854-21.4	165-329	.502	0-1	.000	59-93	.634	193	4.8	71-2	68	67	11	31	389	9.7

Sue Leonard #32

Year	G-GS	Min-Avg	FG-FGA	Pct	3P-3PA	Pct	FT-FTA	Pct	Reb	Avg	PF--FO	AST	TO	BS	ST	Pts	Avg
1978-79	14-0	---	7-32	.219	0-0	.000	6-10	.600	9	0.6	7-0	14	0	0	0	20	1.4
Career	14-0	---	7-32	.219	0-0	.000	6-10	.600	9	0.6	7-0	14	0	0	0	20	1.4

Tricia Liston #32

Year	G-GS	Min-Avg	FG-FGA	Pct	3P-3PA	Pct	FT-FTA	Pct	Reb	Avg	PF--FO	AST	TO	BS	ST	Pts	Avg
2010-11	32-2	384-12.0	60-131	.458	28-72	.389	29-42	.690	67	2.1	24-0	28	30	2	19	177	5.5
2011-12	33-17	871-26.4	134-276	.486	57-124	.460	72-83	.867	129	3.9	46-0	48	49	1	42	397	12.0
2012-13	36-28	1046-29.1	163-364	.448	80-172	.465	81-87	.931	182	5.1	90-0	52	72	3	35	487	13.5
Career	101-47	2301-22.8	357-771	.463	165-368	.448	182-212	.858	378	3.7	119-0	128	151	6	96	1061	10.5

Mary Lockey #24

Year	G-GS	Min-Avg	FG-FGA	Pct	3P-3PA	Pct	FT-FTA	Pct	Reb	Avg	PF--FO	AST	TO	BS	ST	Pts	Avg
1978-79	16-6	---	34-88	.386	0-0	.000	4-4	1.000	26	1.6	0-0	4	0	0	0	72	4.5
Career	16-6	---	34-88	.386	0-0	.000	4-4	1.000	26	1.6	0-0	4	0	0	0	72	4.5

Pam Markeiwicz #11

Year	G-GS	Min-Avg	FG-FGA	Pct	3P-3PA	Pct	FT-FTA	Pct	Reb	Avg	PF--FO	AST	TO	BS	ST	Pts	Avg
1978-79	21-5	---	38-82	.463	0-0	.000	8-11	.727	47	2.2	26-0	16	0	0	0	84	4.0
1979-80	21-1	---	19-41	.463	0-0	.000	4-4	1.000	10	.5	15-0	8	0	0	0	42	2.0
Career	42-6	---	57-123	.463	0-0	.000	12-15	.800	57	1.4	41-0	24	0	0	0	126	3.0

Nazrawit Medhanie #5

Year	G-GS	Min-Avg	FG-FGA	Pct	3P-3PA	Pct	FT-FTA	Pct	Reb	Avg	PF--FO	AST	TO	BS	ST	Pts	Avg
1995-96	29-5	392-13.5	37-84	.440	25-60	.417	11-16	.688	34	1.2	60-3	44	46	0	25	110	3.8
1996-97	26-0	361-13.9	29-65	.446	26-55	.473	3-7	.429	60	2.3	40-1	23	39	0	12	87	3.3
1997-98	27-0	340-12.6	27-102	.265	22-82	.268	26-32	.813	47	1.7	33-0	22	29	0	20	102	3.8
1998-99	26-1	326-12.5	27-74	.365	17-54	.315	14-27	.519	37	1.4	43-2	28	32	1	15	85	3.3
Career	108-6	1419-13.1	120-325	.369	90-251	.359	54-82	.659	178	1.6	176-6	117	146	1	72	384	3.4

Katie Meier #31

Year	G-GS	Min-Avg	FG-FGA	Pct	3P-3PA	Pct	FT-FTA	Pct	Reb	Avg	PF--FO	AST	TO	BS	ST	Pts	Avg
1985-86	30-5	725-24.8	168-339	.496	0-0	.000	102-138	.739	148	4.9	84-4	84	87	11	58	438	14.6
1986-87	29-29	978-33.7	196-408	.480	0-0	.000	98-150	.653	151	5.2	76-3	129	106	11	68	490	16.9
1987-88	22-17	578-26.3	110-237	.464	4-17	.235	80-107	.748	123	5.6	50-1	83	69	15	54	304	13.8
1989-90	28-28	1009-36.0	179-390	.459	4-15	.267	167-229	.729	248	8.9	83-2	113	99	16	52	529	18.9
Career	109-79	3310-30.4	653-1374	.475	8-32	.250	447-624	.716	670	6.1	293-10	409	361	53	232	1761	16.2

Kristina Meiman #21

Year	G-GS	Min-Avg	FG-FGA	Pct	3P-3PA	Pct	FT-FTA	Pct	Reb	Avg	PF--FO	AST	TO	BS	ST	Pts	Avg
1991-92	15-0	79-5.3	7-21	.333	2-3	.667	2-3	.667	10	0.7	2-0	10	5	0	3	18	1.2
1992-93	25-14	396-15.8	57-127	.449	12-33	.364	45-53	.849	46	1.8	25-1	27	32	2	16	171	6.8
1993-94	26-3	326-12.5	53-123	.431	27-64	.422	39-49	.796	42	1.6	34-0	43	36	0	18	172	6.6
1994-95	30-1	401-13.4	54-125	.432	25-67	.373	26-36	.722	76	2.5	49-0	39	34	0	12	159	5.3
Career	96-18	1202-12.5	171-396	.432	66-167	.395	112-141	.794	174	1.8	110-1	119	107	2	49	520	5.4

Candy Mikels #14

Year	G-GS	Min-Avg	FG-FGA	Pct	3P-3PA	Pct	FT-FTA	Pct	Reb	Avg	PF--FO	AST	TO	BS	ST	Pts	Avg
1981-82	27-2	---	47-113	.416	0-0	.000	36-49	.735	90	3.3	49-0	6	0	0	0	130	4.8
1982-83	25-0	206-8.2	56-123	.455	0-0	.000	30-52	.577	80	3.2	60-2	11	43	2	9	142	5.7
1983-84	27-19	708-26.2	136-292	.466	0-0	.000	115-157	.732	171	6.3	91-6	21	84	9	20	387	14.3
1984-85	27-26	829-30.7	135-314	.430	0-0	.000	69-93	.742	213	7.9	32-0	71	73	13	29	339	12.6
Career	106-47	1743-22.1	374-842	.444	0-0	.000	250-351	.712	554	5.2	232-8	109	200	24	58	998	9.4

Brittany Mitch #22

Year	G-GS	Min-Avg	FG-FGA	Pct	3P-3PA	Pct	FT-FTA	Pct	Reb	Avg	PF--FO	AST	TO	BS	ST	Pts	Avg
2005-06	3-0	43-14.3	4-8	.500	1-4	.250	0-1	.000	4	1.3	6-0	10	7	1	4	9	3.0
2006-07	33-0	492-14.9	42-94	.447	13-44	.295	13-26	.500	64	1.9	48-0	37	29	3	35	110	3.3
2007-08	23-5	232-10.1	20-49	.408	4-22	.182	3-6	.500	20	0.9	21-0	24	15	1	19	47	2.0
Career	59-5	767-13.0	66-151	.437	18-70	.257	16-33	.485	88	1.5	75-0	71	51	5	58	166	2.8

Bridgette Mitchell #15

Year	G-GS	Min-Avg	FG-FGA	Pct	3P-3PA	Pct	FT-FTA	Pct	Reb	Avg	PF--FO	AST	TO	BS	ST	Pts	Avg
2006-07	33-0	405-12.3	64-124	.516	1-2	.500	33-2	.786	133	4.0	59-0	17	33	10	32	162	4.9
2007-08	29-6	279-9.6	28-78	.359	2-10	.200	17-33	.515	75	2.6	31-0	23	22	5	14	75	2.6
2008-09	33-11	411-12.5	56-134	.418	4-12	.333	31-41	.756	119	3.6	57-0	18	36	12	25	147	4.5
2009-10	36-26	743-20.6	118-264	.447	11-41	.268	55-69	.797	165	4.6	95-1	39	63	20	56	302	8.4
Career	131-43	266-600	266-600	.443	18-65	.278	136-185	.735	492	3.8	242-1	97	154	47	127	686	5.2

Sue Monroe #31

Year	G-GS	Min-Avg	FG-FGA	Pct	3P-3PA	Pct	FT-FTA	Pct	Reb	Avg	PF--FO	AST	TO	BS	ST	Pts	Avg
1977-78	12-1	---	2-11	.182	0-0	.000	4-4	1.000	6	0.5	0-0	0	0	0	0	8	0.7
1978-79	15-1	---	5-18	.278	0-0	.000	4-6	.667	11	0.7	15-0	4	0	0	0	14	0.9
1979-80	23-0	---	6-10	.600	0-0	.000	6-9	.667	16	0.7	15-0	8	0	0	0	18	0.8
Career	50-2	---	13-39	.333	0-0	.000	14-19	.737	33	0.7	30-0	12	0	0	0	40	0.8

Sierra Moore #5

Year	G-GS	Min-Avg	FG-FGA	Pct	3P-3PA	Pct	FT-FTA	Pct	Reb	Avg	PF--FO	AST	TO	BS	ST	Pts	Avg
2012-13	25-0	194-7.8	26-58	.448	0-0	.000	11-22	.500	24	1.0	21-0	12	6	2	11	63	2.5
Career	25-0	194-7.8	26-58	.448	0-0	.000	11-22	.500	24	1.0	21-0	12	6	2	11	63	2.5

Chris Moreland #24

Year	G-GS	Min-Avg	FG-FGA	Pct	3P-3PA	Pct	FT-FTA	Pct	Reb	Avg	PF--FO	AST	TO	BS	ST	Pts	Avg
1984-85	25-25	797-31.9	163-288	.566	---	---	113-160	.706	238	9.5	75-2	32	68	10	18	439	17.6
1985-86	30-29	917-30.6	254-438	.580	---	---	183-267	.685	354	11.8	78-1	20	74	9	25	691	23.0
1986-87	28-27	944-33.7	219-396	.553	---	---	148-222	.667	294	10.5	76-0	39	69	5	24	586	20.9
1987-88	28-28	891-31.8	192-326	.589	0-0	.000	132-219	.603	343	12.3	83-3	28	66	4	27	516	18.4
Career	111-109	3549-32.0	828-1448	.572	0-0	.000	576-868	.664	1229	11.1	312-6	119	277	28	94	2232	20.1

Dana Morgan #14

Year	G-GS	Min-Avg	FG-FGA	Pct	3P-3PA	Pct	FT-FTA	Pct	Reb	Avg	PF-FO	AST	TO	BS	ST	Pts	Avg
2003-04	10-0	38-3.8	4-10	.400	2-5	.400	0-0	.000	2	0.2	5-0	1	3	0	6	10	1
Career	10-0	38-3.8	4-10	.400	2-5	.400	0-0	.000	2	0.2	5-0	1	3	0	6	10	1

Leigh Morgan #20

Year	G-GS	Min-Avg	FG-FGA	Pct	3P-3PA	Pct	FT-FTA	Pct	Reb	Avg	PF-FO	AST	TO	BS	ST	Pts	Avg
1986-87	22-0	139-6.3	10-29	.345	0-0	.000	6-8	.750	8	0.4	12-0	16	23	1	4	26	1.2
1987-88	28-26	892-31.9	59-145	.407	16-50	.320	37-50	.740	55	2.0	58-1	93	87	1	30	171	6.1
1988-89	28-25	869-31.0	65-160	.406	29-69	.420	28-36	.778	65	2.3	66-3	118	72	0	26	187	6.7
1989-90	28-28	994-35.5	68-180	.378	45-110	.409	23-28	.821	63	2.3	60-2	113	88	1	26	204	7.3
Career	106-79	2894-27.8	202-514	.393	90-229	.393	94-122	.770	191	1.8	196-6	340	270	3	86	588	5.7

Tarlough Morgan #44

Year	G-GS	Min-Avg	FG-FGA	Pct	3P-3PA	Pct	FT-FTA	Pct	Reb	Avg	PF-FO	AST	TO	BS	ST	Pts	Avg
1977-78	4-0	---	0-1	.000	0-0	.000	0-0	.000	0	0	0	0	0	0	0	0	0.0
Career	4-0	---	0-1	.000	0-0	.000	0-0	.000	0	0	0	0	0	0	0	0	0.0

Sheana Mosch #3

Year	G-GS	Min-Avg	FG-FGA	Pct	3P-3PA	Pct	FT-FTA	Pct	Reb	Avg	PF-FO	AST	TO	BS	ST	Pts	Avg
1999-00	34-18	846-24.9	107-249	.430	11-28	.393	82-101	.812	112	3.3	49-1	65	67	3	51	307	9.0
2000-01	34-34	915-26.9	129-276	.467	7-18	.389	99-125	.792	154	4.5	41-0	66	60	5	42	364	10.7
2001-02	35-15	868-24.8	109-243	.449	12-39	.308	90-108	.833	123	3.5	46-1	86	57	5	33	320	9.1
2002-03	37-6	739-20.0	103-240	.429	11-38	.289	75-102	.735	111	3.0	48-0	54	39	3	57	292	7.9
Career	140-73	3368-24.1	448-1008	.444	41-123	.333	346-436	.794	500	3.6	184-2	271	223	16	183	1283	9.2

Kira Orr #12

Year	G-GS	Min-Avg	FG-FGA	Pct	3P-3PA	Pct	FT-FTA	Pct	Reb	Avg	PF-FO	AST	TO	BS	ST	Pts	Avg
1993-94	27-0	466-17.3	44-115	.383	7-31	.226	19-35	.543	49	1.8	47-0	56	73	1	28	114	4.2
1994-95	30-29	974-32.5	125-330	.379	28-91	.308	54-81	.667	121	4.0	73-1	126	103	1	57	332	11.1
1995-96	33-33	1151-34.9	155-371	.418	42-133	.316	82-113	.726	173	5.2	54-0	170	112	0	60	434	13.2
1996-97	29-29	984-33.9	176-419	.420	56-161	.348	100-120	.833	162	5.6	57-0	93	96	3	59	508	17.5
Career	119-91	3575-30.0	500-1235	.405	133-416	.320	255-349	.731	505	4.2	231-1	445	384	5	204	1388	11.7

Rochelle Parent #4

Year	G-GS	Min-Avg	FG-FGA	Pct	3P-3PA	Pct	FT-FTA	Pct	Reb	Avg	PF-FO	AST	TO	BS	ST	Pts	Avg
1997-98	23-3	279-12.1	33-55	.600	1-2	.500	25-47	.532	89	3.9	36-1	23	27	3	13	92	4.0
1998-99	32-10	442-13.8	52-80	.650	0-0	.000	27-38	.711	108	3.4	67-2	22	35	8	28	131	4.1
1999-00	32-30	764-23.9	66-114	.579	0-0	.000	49-65	.754	218	6.8	118-9	47	64	13	45	181	5.7
2000-01	34-34	887-26.1	63-120	.525	0-1	.000	51-89	.573	205	6.0	107-6	58	61	33	57	177	5.2
Career	121-77	2372-19.6	214-369	.580	1-3	.333	152-239	.636	620	5.1	328-18	150	187	57	143	581	4.8

Haley Peters #33

Year	G-GS	Min-Avg	FG-FGA	Pct	3P-3PA	Pct	FT-FTA	Pct	Reb	Avg	PF-FO	AST	TO	BS	ST	Pts	Avg
2010-11	36-9	635-17.6	97-186	.522	6-21	.286	25-34	.735	131	3.6	76-1	24	64	7	16	225	6.3
2011-12	33-33	902-27.3	155-303	.512	18-41	.439	29-39	.744	186	5.6	82-2	44	82	9	44	357	10.8
2012-13	36-36	1083-30.1	184-363	.507	27-57	.474	43-56	.768	273	7.6	91-5	67	97	17	40	438	12.2
Career	105-78	2620-25.0	436-852	.512	51-119	.429	91-129	.752	590	5.6	249-8	135	243	33	100	1020	9.7

Marcy Peterson #22

Year	G-GS	Min-Avg	FG-FGA	Pct	3P-3PA	Pct	FT-FTA	Pct	Reb	Avg	PF-FO	AST	TO	BS	ST	Pts	Avg
1988-89	27-1	474-17.6	75-201	.373	2-12	.167	39-58	.672	120	4.4	49-0	16	32	10	19	191	7.1
1989-90	27-22	739-27.4	97-254	.382	1-6	.167	28-59	.475	137	5.1	55-3	26	48	6	31	223	8.3
Career	54-23	1213-22.5	172-455	.378	3-18	.167	67-117	.573	257	4.8	104-3	42	80	16	50	414	7.7

Mary Ann Puckett #55

Year	G-GS	Min-Avg	FG-FGA	Pct	3P-3PA	Pct	FT-FTA	Pct	Reb	Avg	PF-FO	AST	TO	BS	ST	Pts	Avg
1993-94	5-0	30-6.0	7-9	.778	0-0	.000	2-4	.500	7	1.4	6-0	2	1	1	0	16	3.2
Career	5-0	30-6.0	7-9	.778	0-0	.000	2-4	.500	7	1.4	6-0	2	1	1	0	16	3.2

Kathy Radabaugh #30

Year	G-GS	Min-Avg	FG-FGA	Pct	3P-3PA	Pct	FT-FTA	Pct	Reb	Avg	PF-FO	AST	TO	BS	ST	Pts	Avg
1985-86	12-0	36-3.0	1-1	1.000	0-0	.000	2-5	.400	1	0.1	0-0	2	2	0	0	4	0.3
Career	12-0	36-3.0	1-1	1.000	0-0	.000	2-5	.400	1	0.1	0-0	2	2	0	0	4	0.3

Holly Reid #41

Year	G-GS	Min-Avg	FG-FGA	Pct	3P-3PA	Pct	FT-FTA	Pct	Reb	Avg	PF-FO	AST	TO	BS	ST	Pts	Avg
1979-80	23-0	---	16-48	.333	0-0	.000	10-18	.556	31	1.3	13-0	1.3	0	0	0	42	1.8
1980-81	19-1	---	17-38	.447	0-0	.000	6-9	.667	31	1.6	15-0	6	0	0	0	40	2.1
Career	42-1	---	33-86	.384	0-0	.000	16-27	.593	62	1.5	28-0	9	0	0	0	82	2.0

Lauren Rice #40

Year	G-GS	Min-Avg	FG-FGA	Pct	3P-3PA	Pct	FT-FTA	Pct	Reb	Avg	PF-FO	AST	TO	BS	ST	Pts	Avg
1996-97	28-4	356-12.7	29-70	.414	12-29	.414	21-28	.750	78	2.8	43-1	17	34	2	17	91	3.3
1997-98	32-6	556-17.4	58-138	.420	8-30	.267	71-98	.724	163	5.1	51-1	39	51	1	20	195	6.1
1998-99	32-3	533-16.7	47-115	.409	8-26	.308	74-92	.804	131	4.1	55-0	39	52	6	35	176	5.5
1999-00	34-32	1010-29.7	99-233	.425	37-104	.356	93-124	.750	234	6.9	81-3	109	96	8	60	328	9.6
Career	126-45	2455-19.5	233-556	.419	65-189	.344	259-342	.757	606	4.8	230-5	204	233	17	132	790	6.3

Teri Rodgers #3

Year	G-GS	Min-Avg	FG-FGA	Pct	3P-3PA	Pct	FT-FTA	Pct	Reb	Avg	PF-FO	AST	TO	BS	ST	Pts	Avg
1987-88	20-0	134-6.7	5-12	.417	0-2	.000	4-7	.571	9	0.5	6-0	18	21	0	2	14	0.7
1988-89	17-0	79-4.6	0-5	.000	0-1	.000	5-7	.714	7	0.4	2-0	9	8	0	3	5	0.3
1989-90	18-0	45-2.5	0-1	.000	0-0	.000	4-6	.667	3	0.2	5-0	2	8	0	1	4	0.2
Career	55-0	258-4.7	5-18	.278	0-3	.000	13-20	.650	19	0.3	13-0	29	37	0	6	23	0.4

Alexis Rogers #32

Year	G-GS	Min-Avg	FG-FGA	Pct	3P-3PA	Pct	FT-FTA	Pct	Reb	Avg	PF-FO	AST	TO	BS	ST	Pts	Avg
2009-10	24-0	125-5.2	15-36	.417	0-8	.000	5-7	.714	38	1.6	20-0	8	13	1	8	35	1.5
Career	24-0	125-5.2	15-36	.417	0-8	.000	5-7	.714	38	1.6	20-0	8	13	1	8	35	1.5

Jennifer Rokus #42

Year	G-GS	Min-Avg	FG-FGA	Pct	3P-3PA	Pct	FT-FTA	Pct	Reb	Avg	PF-FO	AST	TO	BS	ST	Pts	Avg
1979-80	16-0	---	2-9	.222	0-0	.000	3-5	.600	8	0.5	3-0	1	0	0	0	7	0.4
Career	16-0	---	2-9	.222	0-0	.000	3-5	.600	8	0.5	3-0	1	0	0	0	7	0.4

Claire Rose #20

Year	G-GS	Min-Avg	FG-FGA	Pct	3P-3PA	Pct	FT-FTA	Pct	Reb	Avg	PF-FO	AST	TO	BS	ST	Pts	Avg
1979-80	27-0	---	50-135	.370	0-0	.000	24-38	.632	34	1.3	27-0	34	0	0	0	124	4.6
1980-81	24-14	---	96-241	.398	0-0	.000	31-41	.756	42	1.8	53-2	97	0	0	0	223	9.3
1981-82	29-21	---	95-240	.396	0-0	.000	51-65	.785	40	1.4	59-0	122	0	0	0	241	8.3
1982-83	25-20	405-16.2	66-160	.413	0-0	.000	54-63	.857	38	1.5	44-0	82	45	3	27	186	7.4
Career	105-55	405-16.2	307-776	.396	0-0	.000	160-207	.773	154	1.5	183-2	335	45	3	27	774	7.4

Jennifer Scanlon #13

Year	G-GS	Min-Avg	FG-FGA	Pct	3P-3PA	Pct	FT-FTA	Pct	Reb	Avg	PF-FO	AST	TO	BS	ST	Pts	Avg
1992-93	27-4	592-21.9	102-255	.400	25-63	.397	40-68	.588	76	2.8	42-0	34	49	2	22	269	10.0
1993-94	27-25	676-25.0	118-267	.442	35-95	.368	45-59	.769	70	2.6	44-0	52	55	7	32	316	11.7
1994-95	31-31	947-30.5	142-337	.421	51-131	.389	69-100	.690	108	3.5	61-1	66	80	1	37	404	13.0
1995-96	33-33	1089-33.0	140-347	.403	48-131	.366	60-88	.682	136	4.1	60-1	107	70	2	31	388	11.8
Career	118-93	3304-28.0	502-1206	.416	159-420	.379	214-315	.679	390	3.3	207-2	259	254	12	122	1377	11.7

Kathleen Scheer #24

Year	G-GS	Min-Avg	FG-FGA	Pct	3P-3PA	Pct	FT-FTA	Pct	Reb	Avg	PF-FO	AST	TO	BS	ST	Pts	Avg
2008-09	22-0	134-6.1	20-56	.357	12-30	.400	2-6	.333	31	1.4	17-0	5	14	6	10	54	2.5
2009-10	29-0	190-6.6	22-74	.297	11-51	.216	11-17	.647	33	1.1	10-0	9	15	4	9	66	2.3
2010-11	36-15	458-12.7	44-127	.346	14-48	.292	15-24	.625	98	2.7	66-1	30	27	26	23	117	3.3
2011-12	33-3	387-11.7	39-93	.419	6-30	.200	12-17	.706	88	2.7	41-0	19	28	18	19	96	2.9
Career	120-18	1169-9.7	125-350	.357	43-159	.270	40-64	.625	250	2.1	134-1	63	84	54	61	333	2.8

Georgia Schweitzer #23

Year	G-GS	Min-Avg	FG-FGA	Pct	3P-3PA	Pct	FT-FTA	Pct	Reb	Avg	PF-FO	AST	TO	BS	ST	Pts	Avg
1997-98	32-15	816-25.5	85-205	.415	37-104	.356	40-54	.741	89	2.8	47-0	73	52	4	41	247	7.7
1998-99	36-32	958-26.6	132-270	.489	40-96	.417	56-83	.675	147	4.1	63-0	103	83	14	35	360	10.0
1999-00	34-34	1069-31.4	187-408	.458	60-149	.403	98-127	.772	136	4.0	42-0	112	83	12	45	532	15.6
2000-01	34-34	1100-32.4	175-365	.479	65-155	.419	66-94	.702	161	4.7	58-0	140	92	11	50	481	14.1
Career	136-115	3943-29.0	579-1248	.464	202-504	.401	260-358	.726	533	3.9	210-0	428	310	41	171	1620	11.9

Shay Selby #3

Year	G-GS	Min-Avg	FG-FGA	Pct	3P-3PA	Pct	FT-FTA	Pct	Reb	Avg	PF--FO	AST	TO	BS	ST	Pts	Avg
2008-09	26-0	233-9.0	25-58	.431	10-24	.417	10-18	.556	20	0.8	21-0	13	28	2	15	70	2.7
2009-10	35-0	382-10.9	37-93	.398	16-48	.333	15-20	.750	52	1.5	32-0	36	28	3	32	105	3.0
2010-11	34-10	443-13.0	49-125	.392	23-57	.404	7-10	.700	51	1.5	32-0	49	32	1	30	128	3.8
2011-12	27-18	694-25.7	69-170	.406	17-63	.270	30-39	.769	82	3.0	45-0	69	53	5	45	185	6.9
Career	122-28	1752-14.4	180-446	.404	66-192	.344	62-87	.713	205	1.7	130-0	167	141	11	122	488	4.0

Brooke Smith #22

Year	G-GS	Min-Avg	FG-FGA	Pct	3P-3PA	Pct	FT-FTA	Pct	Reb	Avg	PF--FO	AST	TO	BS	ST	Pts	Avg
2002-03	25-0	233-9.3	34-64	.531	0-1	.000	17-26	.654	62	2.5	16-0	9	16	11	11	85	3.4
Career	25-0	233-9.3	34-64	.531	0-1	.000	17-26	.654	62	2.5	16-0	9	16	11	11	85	3.4

Wanisha Smith #23

Year	G-GS	Min-Avg	FG-FGA	Pct	3P-3PA	Pct	FT-FTA	Pct	Reb	Avg	PF--FO	AST	TO	BS	ST	Pts	Avg
2004-05	36-35	1163-32.3	134-312	.429	41-100	.410	85-118	.720	101	2.8	80-3	154	134	3	61	394	10.9
2005-06	35-20	738-21.1	98-224	.438	20-63	.317	43-61	.705	96	2.7	56-2	121	74	4	42	259	7.4
2006-07	34-34	930-27.4	105-251	.418	27-75	.360	83-110	.755	147	4.3	48-0	135	89	3	36	320	9.4
2007-08	30-30	825-27.5	90-259	.347	30-98	.306	73-96	.760	94	3.1	44-0	86	78	1	28	283	9.4
Career	135-119	3656-27.1	427-1046	.408	118-336	.351	284-385	.738	438	3.2	228-5	496	375	11	167	1256	9.3

Amy Smolens #22

Year	G-GS	Min-Avg	FG-FGA	Pct	3P-3PA	Pct	FT-FTA	Pct	Reb	Avg	PF--FO	AST	TO	BS	ST	Pts	Avg
1977-78	4-0	---	1-1	1.000	0-0	.000	0-0	.000	0	0.0	0-0	0	0	0	0	2	0.5
Career	4-0	---	1-1	1.000	0-0	.000	0-0	.000	0	0.0	0-0	0	0	0	0	2	0.5

Carolyn Sonzagni #22

Year	G-GS	Min-Avg	FG-FGA	Pct	3P-3PA	Pct	FT-FTA	Pct	Reb	Avg	PF--FO	AST	TO	BS	ST	Pts	Avg
1983-84	21-0	202-9.6	41-95	.432	0-0	.000	22-32	.688	23	1.1	24-0	12	27	0	12	104	5.0
1984-85	21-0	136-6.5	17-45	.378	0-0	.000	11-18	.611	16	0.8	15-0	10	20	2	5	45	2.1
1985-86	30-4	551-18.4	66-142	.465	0-0	.000	49-65	.754	32	1.1	63-2	63	79	4	40	181	6.0
1986-87	29-16	667-23.0	71-153	.464	0-0	.000	29-46	.630	41	1.4	72-4	87	91	2	44	171	5.9
Career	101-20	1556-15.4	195-435	.448	0-0	.000	111-161	.689	112	1.1	174-6	172	217	8	101	501	5.0

Alice Steuby #13

Year	G-GS	Min-Avg	FG-FGA	Pct	3P-3PA	Pct	FT-FTA	Pct	Reb	Avg	PF--FO	AST	TO	BS	ST	Pts	Avg
1989-90	7-0	19-2.7	2-2	1.000	0-0	.000	0-2	.000	5	0.7	1-0	0	2	0	0	4	0.6
Career	7-0	19-2.7	2-2	1.000	0-0	.000	0-2	.000	5	0.7	1-0	0	2	0	0	4	0.6

Sarah Sullivan #11

Year	G-GS	Min-Avg	FG-FGA	Pct	3P-3PA	Pct	FT-FTA	Pct	Reb	Avg	PF--FO	AST	TO	BS	ST	Pts	Avg
1982-83	25-23	313-12.5	73-158	.462	0-0	.000	17-46	.370	140	5.6	83-5	11	20	68	3	163	6.5
1983-84	3-1	15-5.0	0-3	.000	0-0	.000	0-2	.000	4	1.3	7-0	0	2	2	1	0	0.0
1984-85	26-26	621-23.9	71-164	.433	0-0	.000	41-61	.672	139	5.3	93-5	38	52	37	7	183	7.0
1985-86	30-30	756-25.2	79-202	.391	0-0	.000	37-69	.536	214	7.1	112-6	27	44	58	16	195	6.5
1986-87	29-24	661-22.8	53-115	.461	0-0	.000	36-58	.621	174	6.0	105-7	30	48	45	17	142	4.9
Career	113-104	2366-20.9	276-642	.430	0-0	.000	131-236	.555	671	5.9	400-23	106	166	210	44	683	6.0

Sigrid Taylor #41

Year	G-GS	Min-Avg	FG-FGA	Pct	3P-3PA	Pct	FT-FTA	Pct	Reb	Avg	PF--FO	AST	TO	BS	ST	Pts	Avg
1977-78	13-0	0-0.0	2-8	.250	0-0	.000	3-10	.300	13	1.0	0-0	1	0	0	0	7	0.5
Career	13-0	0-0.0	2-8	.250	0-0	.000	3-10	.300	13	1.0	0-0	1	0	0	0	7	0.5

Kathy Tenney #22

Year	G-GS	Min-Avg	FG-FGA	Pct	3P-3PA	Pct	FT-FTA	Pct	Reb	Avg	PF--FO	AST	TO	BS	ST	Pts	Avg
1980-81	5-0	---	0-0	.000	0-0	.000	1-2	.500	0	0.0	1-0	0	0	0	0	1	0.2
Career	5-0	---	0-0	.000	0-0	.000	1-2	.500	0	0.0	1-0	0	0	0	0	1	0.2

Jasmine Thomas #5

Year	G-GS	Min-Avg	FG-FGA	Pct	3P-3PA	Pct	FT-FTA	Pct	Reb	Avg	PF--FO	AST	TO	BS	ST	Pts	Avg
2007-08	35-20	884-25.3	112-319	.351	24-97	.247	29-48	.604	98	2.8	55-0	82	88	30	52	277	7.9
2008-09	30-28	885-29.5	112-310	.361	28-98	.286	55-74	.743	82	2.7	48-0	98	78	7	50	307	10.2
2009-10	36-36	1168-32.4	206-532	.387	63-177	.356	102-129	.791	153	4.3	63-0	146	115	7	100	577	16.0
2010-11	36-36	1172-32.6	199-513	.388	65-166	.392	80-121	.661	139	3.9	57-0	123	104	20	85	543	15.1
Career	137-120	4109-30.0	629-1674	.376	180-538	.335	266-372	.715	472	3.4	223-0	449	385	64	287	1704	12.4

Krystal Thomas #34

Year	G-GS	Min-Avg	FG-FGA	Pct	3P-3PA	Pct	FT-FTA	Pct	Reb	Avg	PF--FO	AST	TO	BS	ST	Pts	Avg
2007-08	30-0	359-12.0	52-112	.464	0-0	.000	26-42	.619	105	3.5	47-0	13	44	35	14	130	4.3
2008-09	33-0	383-11.6	50-118	.424	0-0	.000	42-63	.667	133	4.0	38-1	7	48	32	9	142	4.3
2009-10	36-26	852-23.7	100-199	.503	0-2	.000	64-112	.571	238	6.6	78-1	30	73	70	21	264	7.3
2010-11	36-36	981-27.3	109-231	.472	0-0	.000	57-104	.548	300	8.3	75-1	42	79	59	41	275	7.6
Career	135-62	2575-19.1	311-600	.471	0-2	.000	189-321	.589	779	5.7	238-3	92	244	196	85	811	6.0

Patti Thomasson #11, #12

Year	G-GS	Min-Avg	FG-FGA	Pct	3P-3PA	Pct	FT-FTA	Pct	Reb	Avg	PF--FO	AST	TO	BS	ST	Pts	Avg
1979-80	27-27	---	84-215	.391	0-0	.000	16-21	.762	77	2.9	69-4	93	0	0	0	184	6.8
1980-81	25-13	---	40-104	.385	0-0	.000	16-21	.762	35	1.4	61-4	93	0	0	0	96	3.8
Career	52-40	---	124-319	.389	0-0	.000	35-42	.762	112	2.2	130-8	186	0	0	0	280	5.4

Iciss Tillis #33

Year	G-GS	Min-Avg	FG-FGA	Pct	3P-3PA	Pct	FT-FTA	Pct	Reb	Avg	PF--FO	AST	TO	BS	ST	Pts	Avg
2000-01	34-25	829-24.4	118-270	.437	27-74	.365	29-40	.725	188	5.5	86-2	60	70	40	54	292	8.6
2001-02	34-33	1032-30.4	197-436	.452	30-89	.337	62-91	.681	271	8.0	91-2	94	99	30	79	486	14.3
2002-03	37-37	1128-30.5	212-476	.445	47-122	.385	64-80	.800	273	7.4	93-3	79	91	38	80	535	14.5
2003-04	32-32	897-28.0	146-355	.411	24-82	.293	83-96	.865	214	6.7	82-3	68	61	43	57	399	12.5
Career	137-127	3886-28.4	673-1537	.438	128-367	.349	238-307	.775	946	6.9	352-10	301	321	151	270	1712	12.5

Michele Van Gorp #31

Year	G-GS	Min-Avg	FG-FGA	Pct	3P-3PA	Pct	FT-FTA	Pct	Reb	Avg	PF--FO	AST	TO	BS	ST	Pts	Avg
1997-98	32-22	333-10.4	131-233	.562	6-19	.316	65-95	.684	130	4.1	82-2	23	71	22	12	333	10.4
1998-99	36-36	933-25.9	258-416	.620	2-8	.250	92-153	.601	197	5.5	97-5	40	95	36	21	610	16.9
Career	68-58	1266-18.6	389-649	.599	8-27	.296	157-248	.633	327	4.8	179-7	63	166	58	33	943	13.9

Allison Vernerey #43

Year	G-GS	Min-Avg	FG-FGA	Pct	3P-3PA	Pct	FT-FTA	Pct	Reb	Avg	PF--FO	AST	TO	BS	ST	Pts	Avg
2009-10	36-5	673-18.7	98-201	.488	0-0	.000	46-87	.529	175	4.9	72-3	16	74	29	21	242	6.7
2010-11	36-11	671-18.6	89-189	.471	0-0	.000	35-83	.422	146	4.1	62-0	24	57	23	35	213	5.9
2011-12	33-1	492-14.9	75-134	.560	0-0	.000	24-59	.407	102	3.1	47-0	30	38	20	20	174	5.3
2012-13	35-6	491-14.0	51-99	.515	0-0	.000	5-28	.179	92	2.6	54-1	38	34	37	28	107	3.1
Career	140-23	2327-16.6	313-623	.502	0-0	.000	110-257	.428	515	3.7	235-4	108	203	109	104	736	5.3

Margo Walsh #31

Year	G-GS	Min-Avg	FG-FGA	Pct	3P-3PA	Pct	FT-FTA	Pct	Reb	Avg	PF--FO	AST	TO	BS	ST	Pts	Avg
1979-80	27-5	---	91-227	.401	0-0	.000	41-63	.651	89	3.3	45-0	25	0	0	0	223	8.3
1980-81	25-25	---	119-291	.409	0-0	.000	37-57	.649	80	3.2	61-2	61	0	0	0	275	11.0
1981-82	27-10	---	69-209	.330	0-0	.000	41-50	.820	59	2.2	36-0	46	0	0	0	179	6.6
1982-83	23-4	151-6.6	55-121	.455	0-0	.000	16-20	.800	52	2.3	28-0	22	21	1	9	126	5.5
Career	102-44	151-6.6	334-848	.394	0-0	.000	135-190	.711	280	2.7	170-2	154	21	1	9	803	7.9

Abby Waner #4

Year	G-GS	Min-Avg	FG-FGA	Pct	3P-3PA	Pct	FT-FTA	Pct	Reb	Avg	PF--FO	AST	TO	BS	ST	Pts	Avg
2005-06	35-15	758-21.7	111-246	.451	50-131	.382	38-55	.691	87	2.5	62-0	112	86	8	65	310	8.9
2006-07	34-34	969-28.5	175-380	.461	68-188	.362	60-78	.769	150	4.4	57-0	93	67	15	85	478	14.1
2007-08	31-31	921-29.7	110-336	.327	49-188	.261	50-68	.735	113	3.6	77-1	117	91	6	80	319	10.3
2008-09	31-31	975-31.5	107-321	.333	55-184	.299	32-41	.780	95	3.1	61-1	110	103	15	83	301	9.7
Career	131-111	3623-27.7	503-1283	.392	222-691	.321	180-242	.744	445	3.4	257-2	432	347	44	313	1408	10.7

Emily Waner #2

Year	G-GS	Min-Avg	FG-FGA	Pct	3P-3PA	Pct	FT-FTA	Pct	Reb	Avg	PF--FO	AST	TO	BS	ST	Pts	Avg
2005-06	23-0	202-8.8	17-54	.315	14-39	.359	5-7	.714	17	0.7	20-0	22	22	0	10	53	2.3
2006-07	31-0	464-15.0	40-122	.328	26-87	.299	6-9	.667	48	1.5	17-0	36	25	5	20	112	3.6
2007-08	18-3	177-9.8	11-29	.379	9-24	.375	1-4	.250	16	0.9	11-0	28	17	0	7	32	1.8
Career	72-3	843-11.7	68-205	.332	49-150	.327	12-20	.600	81	1.1	48-0	86	64	5	37	197	2.7

Lisa Warren #30

Year	G-GS	Min-Avg	FG-FGA	Pct	3P-3PA	Pct	FT-FTA	Pct	Reb	Avg	PF--FO	AST	TO	BS	ST	Pts	Avg
1977-78	20-17	---	65-192	.339	0-0	.000	67-109	.615	136	6.8	0-0	10	0	0	0	197	9.9
1978-79	22-20	---	85-195	.436	0-0	.000	46-70	.657	138	6.3	70-1	36	0	0	0	216	9.8
1979-80	27-26	---	107-248	.431	0-0	.000	53-85	.624	181	6.7	92-5	18	0	0	0	267	9.9
Career	69-63	---	257-635	.405	0-0	.000	166-264	.629	455	6.6	162-6	64	0	0	0	680	9.9

Susan Weeks #34

Year	G-GS	Min-Avg	FG-FGA	Pct	3P-3PA	Pct	FT-FTA	Pct	Reb	Avg	PF-FO	AST	TO	BS	ST	Pts	Avg
1983-84	10-0	25-2.5	3-6	.500	0-0	.000	3-8	.375	8	0.8	4-0	1	20	0	1	9	0.9
Career	10-0	25-2.5	3-6	.500	0-0	.000	3-8	.375	8	0.8	4-0	1	20	0	1	9	0.9

Chloe Wells #4

Year	G-GS	Min-Avg	FG-FGA	Pct	3P-3PA	Pct	FT-FTA	Pct	Reb	Avg	PF-FO	AST	TO	BS	ST	Pts	Avg
2010-11	36-5	494-13.7	51-137	.372	13-53	.245	12-20	.600	33	0.9	36-0	62	40	7	53	127	3.5
2011-12	10-10	266-26.6	40-88	.455	9-22	.409	15-17	.882	21	2.1	20-0	40	14	3	36	104	10.4
2012-13	31-8	617-19.9	58-138	.420	30-71	.423	13-17	.765	50	1.6	35-0	55	32	3	55	159	5.1
Career	77-23	1377-17.9	149-363	.410	52-146	.356	40-54	.741	104	1.4	91-0	157	86	13	144	390	5.1

Missy West #25

Year	G-GS	Min-Avg	FG-FGA	Pct	3P-3PA	Pct	FT-FTA	Pct	Reb	Avg	PF-FO	AST	TO	BS	ST	Pts	Avg
1996-97	23-5	288-12.5	40-108	.370	19-54	.352	10-16	.625	44	1.9	35-0	12	19	0	14	109	4.7
1998-99	11-0	43-3.9	5-14	.357	1-6	.167	5-6	.833	6	0.5	3-0	1	3	0	3	16	1.5
1999-00	31-4	437-14.1	80-172	.465	38-98	.388	25-33	.758	48	1.5	29-0	29	30	3	26	223	7.2
2000-01	31-0	319-10.3	33-104	.317	17-61	.279	18-21	.857	43	1.4	26-0	33	26	1	22	101	3.3
Career	96-9	1087-11.3	158-398	.397	75-219	.342	58-76	.763	141	1.5	93-0	75	78	4	65	449	4.7

Crystal White #55

Year	G-GS	Min-Avg	FG-FGA	Pct	3P-3PA	Pct	FT-FTA	Pct	Reb	Avg	PF-FO	AST	TO	BS	ST	Pts	Avg
2000-01	27-0	163-6.0	25-52	.481	0-0	.000	13-25	.520	47	1.7	34-0	3	17	23	3	63	2.3
2001-02	7-0	103-14.7	18-33	.545	0-0	.000	7-11	.636	25	3.6	12-0	3	9	8	3	43	6.1
Career	34-00	266-7.8	43-85	.506	0-0	.000	20-36	.556	72	2.1	46-0	6	26	31	6	106	3.1

Wynter Whitley #31

Year	G-GS	Min-Avg	FG-FGA	Pct	3P-3PA	Pct	FT-FTA	Pct	Reb	Avg	PF-FO	AST	TO	BS	ST	Pts	Avg
2001-02	35-20	772-22.1	89-185	.481	10-32	.313	84-118	.712	171	4.9	90-2	26	67	16	37	272	7.8
2002-03	37-1	547-14.8	60-154	.390	5-29	.172	37-60	.617	102	2.8	75-1	19	45	12	25	162	4.4
2003-04	4-0	26-6.5	2-7	.286	0-0	.000	0-0	.000	7	1.8	3-0	1	2	1	1	4	1.0
2004-05	35-4	676-19.3	73-166	.440	4-25	.160	41-61	.672	106	3.0	72-0	46	66	10	51	191	5.5
Career	111-25	2021-18.2	224-512	.438	19-86	.221	162-239	.678	386	3.5	240-3	92	180	39	114	629	5.7

Elizabeth Williams #1

Year	G-GS	Min-Avg	FG-FGA	Pct	3P-3PA	Pct	FT-FTA	Pct	Reb	Avg	PF-FO	AST	TO	BS	ST	Pts	Avg
2011-12	33-33	1008-30.5	186-383	.486	1-2	.500	88-145	.607	259	7.8	78-1	54	101	116	51	461	14.0
2012-13	36-36	1063-29.5	215-423	.508	0-1	.000	116-167	.695	264	7.3	63-0	45	78	107	41	546	15.2
Career	69-65	2071-30.0	401-806	.498	1-3	.333	204-312	.654	523	7.6	141-1	99	179	223	92	1007	14.6

Traci Williams #21

Year	G-GS	Min-Avg	FG-FGA	Pct	3P-3PA	Pct	FT-FTA	Pct	Reb	Avg	PF-FO	AST	TO	BS	ST	Pts	Avg
1987-88	26-8	419-16.1	46-148	.311	1-4	.250	36-58	.621	46	1.8	53-4	35	74	2	24	129	5.0
1988-89	19-5	341-17.9	47-122	.385	0-1	.000	39-61	.639	66	3.5	31-1	33	43	2	15	133	7.0
1989-90	28-27	859-30.7	101-260	.388	1-4	.250	52-79	.658	213	7.6	96-7	66	76	6	31	255	9.1
1990-91	27-27	871-32.3	146-316	.462	2-6	.333	99-136	.728	204	7.6	73-1	66	82	13	38	393	14.6
Career	100-67	2490-24.9	340-846	.402	4-15	.267	226-334	.677	529	5.3	253-13	200	275	23	108	910	9.1

Shannon Willis #44

Year	G-GS	Min-Avg	FG-FGA	Pct	3P-3PA	Pct	FT-FTA	Pct	Reb	Avg	PF-FO	AST	TO	BS	ST	Pts	Avg
1990-91	27-1	316-11.7	52-108	.481	0-0	.000	28-43	.651	92	3.4	34-0	6	33	11	9	132	4.9
1991-92	28-1	460-16.4	80-150	.533	0-0	.000	44-79	.557	152	5.4	55-2	14	50	16	18	204	7.3
1992-93	4-0	32-8.0	0-6	.000	0-0	.000	2-3	.667	6	1.5	5-0	0	3	1	3	2	0.5
Career	59-2	808-13.7	132-264	.500	0-0	.000	74-125	.592	250	4.2	94-2	20	86	28	30	338	5.7

YEAR-BY-YEAR TEAM/PLAYER STATS

2013-14 WOMEN'S BASKETBALL MEDIA GUIDE

1977-78

Table for 1977-78 season showing record (1-19), ACC (0-8), Home (0-9), Away (1-10), Neutral (0-0) and player stats including G-GS, MP, FG-FGA, Pct, FT-FTA, Pct, Reb-Avg, PF-DQ, Ast, TO, BS, St, Pts-Avg.

1978-79

Table for 1978-79 season showing record (11-11), ACC (3-6), Home (8-3), Away (3-6), Neutral (0-2) and player stats including G-GS, MP, FG-FGA, Pct, FT-FTA, Pct, Reb-Avg, PF-DQ, Ast, TO, BS, St, Pts-Avg.

1979-80

Table for 1979-80 season showing record (14-13), ACC (5-5), Home (8-3), Away (5-5), Neutral (1-5) and player stats including G-GS, MP, FG-FGA, Pct, FT-FTA, Pct, Reb-Avg, PF-DQ, Ast, TO, BS, St, Pts-Avg.

1980-81

Table for 1980-81 season showing record (12-13), ACC (3-6), Home (8-3), Away (3-9), Neutral (0-2) and player stats including G-GS, MP, FG-FGA, Pct, FT-FTA, Pct, Reb-Avg, PF-DQ, Ast, TO, BS, St, Pts-Avg.

*Dead Ball Rebounds do not count in Team Rebound Average

1981-82

Table for 1981-82 season showing record (14-15), ACC (3-8), Home (8-5), Away (4-7), Neutral (2-3) and player stats including G-GS, MP, FG-FGA, Pct, FT-FTA, Pct, Reb-Avg, PF-DQ, Ast, TO, BS, St, Pts-Avg.

1982-83

Table for 1982-83 season showing record (15-10), ACC (6-7), Home (9-3), Away (4-6), Neutral (2-1) and player stats including G-GS, MP, FG-FGA, Pct, FT-FTA, Pct, Reb-Avg, PF-DQ, Ast, TO, BS, St, Pts-Avg.

1983-84

Table for 1983-84 season showing record (13-14), ACC (5-9), Home (9-5), Away (3-6), Neutral (1-3) and player stats including G-GS, MP, FG-FGA, Pct, FT-FTA, Pct, Reb-Avg, PF-DQ, Ast, TO, BS, St, Pts-Avg.

1984-85

Table for 1984-85 season showing record (19-8), ACC (7-7), Home (8-3), Away (6-4), Neutral (5-1) and player stats including G-GS, MP, FG-FGA, Pct, FT-FTA, Pct, Reb-Avg, PF-DQ, Ast, TO, BS, St, Pts-Avg.

*Dead Ball Rebounds do not count in Team Rebound Average

YEAR-BY-YEAR TEAM/PLAYER STATS

2013-14 WOMEN'S BASKETBALL MEDIA GUIDE

1993-94

Table with columns: Player, GP-GS, MP, FG-FGA, Pct, 3FG-3FGA, Pct, FT-FTA, Pct, Reb-Avg, Ast, TO, BS, St, Pts-Avg. Lists stats for Kauffman, Scanlon, Johnson, Blanding, Day, Meiman, Anderson, Orr, Evans, Puckett, Coggeshall, Brown, Brandau, Team, Duke, Opps, and Dead Ball Rebounds.

1997-98

Table with columns: Player, GP-GS, MP, FG-FGA, Pct, 3FG-3FGA, Pct, FT-FTA, Pct, Reb-Avg, Ast, TO, BS, St, Pts-Avg. Lists stats for Erickson, Browne, Black, Van Gorp, Howard, Schweitzer, Rice, Parent, Medhanie, Hepburn, Brown, Jones, Forte, Team, Duke, Opps, and Dead Ball Rebounds.

1994-95

Table with columns: Player, GP-GS, MP, FG-FGA, Pct, 3FG-3FGA, Pct, FT-FTA, Pct, Reb-Avg, Ast, TO, BS, St, Pts-Avg. Lists stats for Day, Kauffman, Scanlon, Orr, Hall, Meiman, Blanding, Coggeshall, Brown, McGinnis, Brandau, Team, Duke, Opps, and Dead Ball Rebounds.

1998-99

Table with columns: Player, GP-GS, MP, FG-FGA, Pct, 3FG-3FGA, Pct, FT-FTA, Pct, Reb-Avg, Ast, TO, BS, St, Pts-Avg. Lists stats for Van Gorp, Erickson, Schweitzer, Browne, Black, Howard, Gingrich, Rice, Parent, Medhanie, Hayes, Jones, West, Team, Duke, Opps, and Dead Ball Rebounds.

1995-96

Table with columns: Player, GP-GS, MP, FG-FGA, Pct, 3FG-3FGA, Pct, FT-FTA, Pct, Reb-Avg, Ast, TO, BS, St, Pts-Avg. Lists stats for Hall, Orr, Day, Scanlon, Black, Coggeshall, Howard, Medhanie, Jones, Brodnik, Team, Duke, Opps, and Dead Ball Rebounds.

1999-00

Table with columns: Player, GP-GS, MP, FG-FGA, Pct, 3FG-3FGA, Pct, FT-FTA, Pct, Reb-Avg, Ast, TO, BS, St, Pts-Avg. Lists stats for Schweitzer, Browne, Rice, Mosch, Gingrich, Matyasovsky, West, Parent, Hayes, Brown, Gebisa, Gvozdenovic, Team, Duke, Opps, and Dead Ball Rebounds.

1996-97

Table with columns: Player, GP-GS, MP, FG-FGA, Pct, 3FG-3FGA, Pct, FT-FTA, Pct, Reb-Avg, Ast, TO, BS, St, Pts-Avg. Lists stats for West, Black, Howard, Browne, West, Coggeshall, Medhanie, Rice, Forte, Jones, Brodnik, Team, Duke, Opps, and Dead Ball Rebounds.

2000-01

Table with columns: Player, GP-GS, MP, FG-FGA, Pct, 3FG-3FGA, Pct, FT-FTA, Pct, Reb-Avg, Ast, TO, BS, St, Pts-Avg. Lists stats for Beard, Schweitzer, Mosch, Tillis, Craig, Matyasovsky, Parent, West, Brown, White, Gvozdenovic, Gingrich, Gebisa, Team, Duke, Opps, and Dead Ball Rebounds.

*Dead Ball Rebounds do not count in Team Rebound Average
• Charges Taken (18): Black 5; Hall 3; Orr 2; Forte 2; Howard 2; Browne 1; Jones 1; West 1; Medhanie 1.
• PF-DQ (Duke: 502; Opps: 537); Black (91-2); Browne (60-3); Hall (59-4); Orr (57-0); Howard (45-1); Rice (43-1); Medhanie (40-1); West (35-0); Forte (29-0); Jones (20-1); Coggeshall (15-0); Brown (6-0); Brodnik (2-0).

*Dead Ball Rebounds do not count in Team Rebound Average
• Charges Taken (77): Parent 51; Schweitzer 7; Beard 4; Craig 3; Gvozdenovic 2; Matyasovsky 2; Mosch 1.
• PF-DQ (Duke: 666-15; Opps: 632); Parent (107-6); Matyasovsky (93-3); Beard (86-4); Tillis (81-2); Schweitzer (58-0); Craig (57-0); Mosch (41-0); White (34-0); West (26-0); Gvozdenovic (25-0); Brown (22-0); Kropohl (11-0); Gingrich (11-0); Gebisa (9-0).

2001-02

Record: 31-4; ACC: 16-0; Home: 15-1; Away: 10-1; Neutral: 6-2
Player GP-GS MP FG-FGA Pct 3FG-3FGA Pct FT-FTA Pct Reb-Avg Ast TO BS St Pts-Avg
Beard 35-35 1164 275-481 .572 25-66 .379 119-158 .753 213-6.1 154 93 25 114 694-19.8

2002-03

Record: 35-2; ACC: 16-0; Home: 13-1; Away: 9-0; Neutral: 13-1
Player GP-GS MP FG-FGA Pct 3FG-3FGA Pct FT-FTA Pct Reb-Avg Ast TO BS St Pts-Avg
Beard 37-37 1161 294-558 .527 24-85 .282 201-259 .776 256-6.9 110 87 48 104 813-22.0

2003-04

Record: 30-4; ACC: 15-1; Home: 14-1; Away: 10-1; Neutral: 6-2
Player GP-GS MP FG-FGA Pct 3FG-3FGA Pct FT-FTA Pct Reb-Avg Ast TO BS St Pts-Avg
Beard 34-34 1067 242-488 .496 36-115 .313 151-194 .778 184-5.4 132 76 46 80 671-19.7

2004-05

Record: 31-5; ACC: 12-2; Home: 13-1; Away: 9-2; Neutral: 9-2
Player GP-GS MP FG-FGA Pct 3FG-3FGA Pct FT-FTA Pct Reb-Avg Ast TO BS St Pts-Avg
Currie 36-36 1127 218-489 .446 26-82 .317 168-215 .781 254-7.1 123 109 14 77 630-17.5

2005-06

Record: 31-4; ACC: 12-2; Home: 12-1; Away: 12-1; Neutral: 7-2
Player GP-GS MP FG-FGA Pct 3FG-3FGA Pct FT-FTA Pct Reb-Avg Ast TO BS St Pts-Avg
Currie 35-35 972 202-425 .475 42-100 .420 127-155 .819 203-5.8 99 69 9 48 573-16.4

2006-07

Record: 32-2; ACC: 14-0; Home: 14-0; Away: 11-0; Neutral: 7-2
Player GP-GS MP FG-FGA Pct 3FG-3FGA Pct FT-FTA Pct Reb-Avg Ast TO BS St Pts-Avg
A. Waner 34-34 969 175-380 .461 68-188 .362 60-78 .769 150-4.4 93 67 15 85 478-14.1

2007-08

Record: 25-10; ACC: 10-4; Home: 10-3; Away: 7-4; Neutral: 8-3
Player GP-GS MP FG-FGA Pct 3FG-3FGA Pct FT-FTA Pct Reb-Avg Ast TO BS St Pts-Avg
Black 35-35 953 191-364 .525 0-0 .000 112-144 .778 249-7.1 49 77 81 49 494-14.1

2008-09

Record: 27-6; ACC: 11-3; Home: 14-0; Away: 8-4; Neutral: 5-2
Player GP-GS MP FG-FGA Pct 3FG-3FGA Pct FT-FTA Pct Reb-Avg Ast TO BS St Pts-Avg
Black 33-33 949 178-366 .486 0-3 .000 111-153 .725 278-8.4 49 85 69 47 467-14.2

2009-10

Record: 30-6; ACC: 12-2; Home: 16-1; Away: 8-4; Neutral: 6-1
Player GP-GS MP FG-FGA Pct 3FG-3FGA Pct FT-FTA Pct Reb-Avg Ast TO BS St Pts-Avg
J. Thomas 36-36 1168 206-532 .387 63-177 .356 102-129 .791 153-4.3 146 115 7 100 577-16.0

All-Time Results

Year-by-Year Results	164-170
Duke Year-by-Year	171
Duke Versus Ranked Opponents	172-173
All-Time Series Results	174-183
Duke Versus the Conferences	184
Games by Date	185-194
Games by Location	195-200

ALL-TIME RESULTS

2013-14 WOMEN'S BASKETBALL MEDIA GUIDE

Feb. 28 Western Carolina W 77-67
 Mar. 4 Clemson¹ L (OT) 92-93
 1 - ACC Tournament (Fayetteville, N.C.)

1983-84

Coach: Debbie Leonard

Record: 13-14, 5-9 ACC (6th)

Nov. 26 N.C. Central W 103-60
 Nov. 27 Mars Hill W 90-47
 Nov. 29 Virginia* L 58-72
 Dec. 2 vs. Toledo¹ W 66-59
 Dec. 3 at Eastern Kentucky¹ L 44-46
 Dec. 6 #15 Clemson* L 72-78
 Dec. 10 at #8 Maryland* L 54-81
 Dec. 29 vs. Providence² L 64-65
 Dec. 30 vs. Seton Hall² L 67-74
 Jan. 1 vs. Florida International² L 56-83
 Jan. 7 at Georgia Tech* W 74-72
 Jan. 11 at North Carolina* L 63-72
 Jan. 14 Pennsylvania W 74-47
 Jan. 17 at #14 Clemson* L 73-79
 Jan. 20 Wake Forest* W 66-57
 Jan. 24 #20 N.C. State* L 62-86
 Jan. 28 at Richmond W 81-71
 Feb. 1 at Wake Forest* L 58-73
 Feb. 4 at #17 Virginia* L 55-82
 Feb. 8 #17 Maryland* L 63-64
 Feb. 11 Georgia Tech* W 69-61
 Feb. 16 #16 North Carolina* W 80-67
 Feb. 18 Campbell W 89-64
 Feb. 21 at #15 N.C. State* W (OT) 74-73
 Feb. 25 UNC Wilmington W 87-69
 Feb. 27 North Carolina A&T W 78-39
 Mar. 2 vs. #16 N.C. State³ L 68-81

1 - Eastern Kentucky Tournament (Richmond, Ky.)
 2 - Dial Classic (Miami, Fla.)
 3 - ACC Tournament (Fayetteville, N.C.)

1984-85

Coach: Debbie Leonard

Record: 19-8, 7-7 ACC (5th)

Nov. 20 N.C. Central W 109-53
 Nov. 23 vs. Furman¹ W 103-66
 Nov. 24 vs. William & Mary¹ W 86-48
 Nov. 28 Mars Hill W 93-60
 Dec. 1 at Radford W 83-64
 Dec. 5 at Wake Forest* L 53-64
 Dec. 8 Maryland* W 68-58
 Dec. 20 at Stetson W 67-56
 Dec. 20 vs. Georgetown² W 84-49
 Dec. 21 vs. Georgia Southern² W 71-65
 Dec. 31 Clemson* W 84-76
 Jan. 5 #11-- Virginia* L 58-75
 Jan. 8 North Carolina* W 63-62
 Jan. 12 at Georgia Tech* W 65-58
 Jan. 14 at Clemson* W 76-70
 Jan. 19 Wake Forest* L 55-59
 Jan. 22 at N.C. State* L 62-68
 Jan. 25 Georgia Tech* W 75-67
 Jan. 29 Richmond W 73-46
 Feb. 2 at #15/17 Virginia* L 66-74
 Feb. 6 at Maryland* W 63-60
 Feb. 12 at North Carolina* L 68-88
 Feb. 15 Virginia Commonwealth W 86-62
 Feb. 19 #15/15 N.C. State* L 72-73
 Feb. 23 at UNC Wilmington W 96-86
 Mar. 1 vs. Clemson³ W 81-76
 Mar. 2 vs. #14/14 N.C. State³ L 57-89

1 - Duke/WFU Doubleheader (Winston-Salem, N.C.)
 2 - USF Holiday Classic (Tampa, Fla.)
 3 - ACC Tournament (Fayetteville, N.C.)

1985-86

Coach: Debbie Leonard

Record: 21-9, 9-5 ACC (3rd)

Women's National Invitational

Nov. 23 Maryland-Eastern Shore W 85-58
 Nov. 26 Cheyney W 98-66
 Nov. 30 at George Mason W 85-66
 Dec. 1 at Richmond W 99-65
 Dec. 4 Wake Forest* W 77-67
 Dec. 7 at Maryland* L 60-74
 Dec. 18 at Rider W 79-36
 Dec. 19 at Seton Hall W 88-66
 Dec. 27 vs. Washington¹ L 71-83
 Dec. 28 vs. Cheyney¹ W 100-56
 Dec. 30 Indiana State W 94-40
 Jan. 4 Radford W 86-72
 Jan. 7 #19/18 North Carolina* W 79-78
 Jan. 11 at Georgia Tech* W 78-69
 Jan. 13 at Clemson* W 93-77
 Jan. 18 at #4/4 Virginia* L 76-90
 Jan. 21 N.C. State* W 70-66
 Jan. 25 Georgia Tech* W 77-61
 Jan. 27 Princeton W 77-35
 Feb. 1 #3/3 Virginia* L 67-81
 Feb. 5 at N.C. State* L 86-102
 Feb. 8 Clemson* W 80-76
 Feb. 12 at #13/13 North Carolina* W 86-79
 Feb. 15 at Wake Forest* W 76-59
 Feb. 17 UNC Asheville W 95-41
 Feb. 22 Maryland* L 67-72
 Mar. 1 vs. Wake Forest² L 71-72
 Mar. 20 at West Texas State³ W 68-67
 Mar. 21 vs. Northwestern State³ L 88-89
 Mar. 22 vs. Notre Dame³ L 67-74

1 - Texaco-Havoline Christmas Cl. (Villanova, Pa.)
 2 - ACC Tournament (Fayetteville, N.C.)
 3 - WNIT (Amarillo, Texas)

1986-87

Coach: Debbie Leonard

Record: 19-10, 7-7 ACC (4th)

NCAA Tournament - Second Round

Nov. 28 vs. Florida¹ W 76-74
 Nov. 29 at DePaul¹ L 72-78
 Dec. 3 Clemson* W 78-72
 Dec. 6 Appalachian State W 84-66
 Dec. 9 Winthrop W 80-45
 Dec. 12 at #16/17 Maryland* L 64-65
 Dec. 27 at Hofstra W 82-69
 Dec. 29 at St. John's² W 80-63
 Dec. 30 vs. Kentucky² W 68-63
 Jan. 2 East Carolina W 84-70
 Jan. 4 Old Dominion W 63-56
 Jan. 7 at North Carolina* L 68-76
 Jan. 10 Brigham Young W 80-60
 Jan. 14 Wake Forest* L 72-73
 Jan. 17 #--/22 Maryland* W 70-63
 Jan. 21 #14/14 N.C. State* L 79-86
 Jan. 24 at #6/6 Virginia* L 43-71
 Jan. 26 Georgia Tech* W 85-66
 Jan. 31 at Wake Forest* W 84-63
 Feb. 3 at #13/15 N.C. State* W 76-69
 Feb. 7 at Georgia Tech* W 86-72
 Feb. 9 at Clemson* L 76-79
 Feb. 12 Richmond W 68-52
 Feb. 14 Northern Illinois W 85-68
 Feb. 21 #7/9 Virginia* W 77-76
 Feb. 23 North Carolina* L 67-83
 Feb. 28 vs. Maryland³ L 62-64
 Mar. 11 Manhattan⁴ W 70-55
 Mar. 14 at #5/6 Rutgers⁵ L 64-78

1 - DePaul Tournament (Chicago, Ill.)

2 - Cahill Invitational (Jamaica, N.Y.)
 3 - ACC Tournament (Fayetteville, N.C.)
 4 - NCAA First Round (Durham, N.C.)
 5 - NCAA Second Round (Piscataway, N.J.)

1987-88

Coach: Debbie Leonard

Record: 17-11, 5-9 ACC (5th)

Nov. 27 Wisconsin W 86-66
 Nov. 30 Howard W 83-71
 Dec. 5 vs. Southern California¹ W 78-75
 Dec. 6 at Providence¹ W 87-75
 Dec. 10 East Tennessee State W 86-48
 Dec. 12 at East Carolina W 68-49
 Dec. 21 Harvard W 86-61
 Dec. 27 at California W 85-57
 Dec. 29 at San Jose State² W 86-47
 Dec. 30 vs. Purdue² W 76-71
 Jan. 2 Boston University W 73-58
 Jan. 4 Clemson* W 68-61
 Jan. 9 at #15/14 Maryland* L 73-83
 Jan. 12 at Wake Forest* L 57-58
 Jan. 15 Georgia Tech* W (OT) 77-71
 Jan. 19 at N.C. State* L 85-97
 Jan. 23 #14/14 Virginia* L 49-72
 Jan. 27 North Carolina* L 65-66
 Jan. 30 at Georgia Tech* W 80-71
 Feb. 1 at Clemson* L 65-78
 Feb. 6 Notre Dame L 66-78
 Feb. 10 at Old Dominion W 83-81
 Feb. 13 #11/12 Maryland* W 81-73
 Feb. 16 Wake Forest* L 59-62
 Feb. 20 at North Carolina* L 64-68
 Feb. 24 N.C. State* W 68-66
 Feb. 27 at #9/10 Virginia* L 67-79
 Mar. 5 vs. #--/25 Clemson³ L 65-81

1 - Lady Friar Classic (Providence, R.I.)
 2 - Tip-Off Classic (San Jose, Calif.)
 3 - ACC Tournament (Fayetteville, N.C.)

1988-89

Coach: Debbie Leonard

Record: 12-16, 2-12 ACC (7th)

Nov. 25 vs. Eastern Washington¹ W 79-57
 Nov. 26 vs. San Diego¹ W 64-56
 Nov. 30 East Carolina W 93-60
 Dec. 2 Cleveland State² W 100-60
 Dec. 3 James Madison² W 80-79
 Dec. 5 William & Mary W 65-47
 Dec. 9 vs. Connecticut³ W 83-69
 Dec. 10 at Virginia Commonwealth³ W 83-76
 Dec. 20 #6/7 Stanford L 76-91
 Dec. 29 at Tulane W 80-72
 Dec. 30 at Southeastern Louisiana W 82-71
 Jan. 2 at Clemson* L 55-69
 Jan. 7 at #13/13 Virginia* L 66-78
 Jan. 10 at North Carolina* L (OT) 92-93
 Jan. 14 #8/8 Maryland* L 86-87
 Jan. 17 #16/14 N.C. State* L 68-75
 Jan. 21 #--/24 Old Dominion L 70-77
 Jan. 24 Wake Forest* L 69-72
 Jan. 28 Georgia Tech* L (OT) 94-97
 Jan. 31 at Richmond L 70-87
 Feb. 4 at #6/4 Maryland* L 64-100
 Feb. 8 Clemson* L 50-71
 Feb. 11 #14/14 Virginia* L 81-99
 Feb. 15 North Carolina* W 74-72
 Feb. 21 at #15/14 N.C. State* L 78-92
 Feb. 25 at Georgia Tech* W 78-71
 Feb. 27 at Wake Forest* L 74-79
 Mar. 4 vs. #14/14 N.C. State⁴ L 50-89

1 - Downeast Auto Classic (Bangor, Maine)

ALL-TIME RESULTS

2013-14 WOMEN'S BASKETBALL MEDIA GUIDE

Mar. 18 at #13/15 Alabama ⁵ L (4OT) 120-121
 1 - Old Dominion Tournament (Norfolk, Va.)
 2 - Duke Women's Tournament (Durham, N.C.)
 3 - St. Joseph's Tournament (Philadelphia, Pa.)
 4 - ACC Tournament (Rock Hill, S.C.)
 5 - NCAA First & Second Rounds (Tuscaloosa, Ala.)

1995-96

Coach: Gail Goestenkers

Record: 26-7, 12-4 ACC (2nd)

NCAA Tournament - Second Round

Nov. 15 Virginia Commonwealth ¹ W 93-51
 Nov. 17 at Texas A&M ¹ L 73-83
 Nov. 24 vs. Pepperdine ² W 108-70
 Nov. 25 vs. Mississippi State ² W 72-67
 Nov. 29 at UNC Asheville W 95-57
 Dec. 2 Delaware ³ W 95-50
 Dec. 4 Michigan State ³ W 67-52
 Dec. 6 Florida State* W 92-30
 Dec. 10 Seton Hall W 76-66
 Dec. 18 at West Virginia W 84-64
 Dec. 20 at Manhattan W 73-61
 Dec. 29 vs. Kentucky ⁴ W 73-54
 Dec. 30 vs. Syracuse ⁴ W 84-40
 Jan. 4 at #13/15 N.C. State* L 73-75
 Jan. 8 #8/5 Virginia* L 60-61
 Jan. 11 Maryland* W 57-53
 Jan. 14 at Wake Forest* W 74-64
 Jan. 17 Georgia Tech* W 78-66
 Jan. 24 at #--/24 North Carolina* W 86-85
 Jan. 27 at Florida State* W 61-47
 Jan. 31 #17/18 Clemson* W 74-63
 Feb. 2 #14/17 N.C. State* L 74-80
 Feb. 5 at Maryland* L 52-63
 Feb. 8 Wake Forest* W 85-66
 Feb. 10 at #9/8 Virginia* W 72-69
 Feb. 17 at Georgia Tech* W 70-55
 Feb. 19 at #16/20 Clemson* W 75-65
 Feb. 23 North Carolina* W 61-58
 Mar. 1 vs. Wake Forest ⁵ W 67-61
 Mar. 2 vs. #19/23 N.C. State ⁵ W 79-62
 Mar. 3 vs. #22/20 Clemson ⁵ L 54-71
 Mar. 16 James Madison ⁶ W 85-53
 Mar. 18 San Francisco ⁶ L 60-64

1 - Preseason NIT (Durham, NC & College Station, Texas)
 2 - Univ. of New Orleans Tourn. (New Orleans, La.)
 3 - Duke Classic (Durham, N.C.)
 4 - ACC Big Four Classic (Greensboro, N.C.)
 5 - ACC Tournament (Rock Hill, S.C.)
 6 - NCAA First & Second Rounds (Durham, N.C.)

1996-97

Coach: Gail Goestenkers

Record: 19-11, 9-7 ACC (5th)

NCAA Tournament - Second Round

Nov. 23 UNC Asheville W 90-52
 Nov. 24 at UNC Greensboro W 98-68
 Nov. 27 West Virginia W 84-70
 Nov. 30 Illinois State ¹ W 85-58
 Dec. 1 St. Joseph's ¹ W 63-46
 Dec. 7 vs. #6/6 Old Dominion ² L 77-89
 Dec. 8 at Richmond ² W 89-60
 Dec. 12 Georgia Tech* W 74-65
 Dec. 21 Manhattan W 85-36
 Dec. 28 vs. Rutgers ³ W 74-36
 Dec. 29 vs. George Washington ³ L 48-54
 Jan. 3 Florida State* W 87-46
 Jan. 6 at #13/13 Virginia* L 55-62
 Jan. 9 Wake Forest* W 82-70
 Jan. 12 at Maryland* L 64-68
 Jan. 15 at #15/13 N.C. State* L 73-86
 Jan. 18 #10/10 North Carolina* L 73-87
 Jan. 24 #10/10 Clemson* W 70-61

Jan. 27 at Georgia Tech* W 83-58
 Feb. 2 at Florida State* W 77-70
 Feb. 6 at Wake Forest* W 81-58
 Feb. 9 Maryland* W 66-57
 Feb. 12 N.C. State* W (OT) 96-95
 Feb. 16 at #22/21 Clemson* L 69-72
 Feb. 19 #11/9 Virginia* L 56-86
 Feb. 21 at #4/5 North Carolina* L 61-81
 Feb. 28 vs. Maryland ⁴ W (OT) 60-52
 Mar. 1 vs. #5/6 North Carolina ⁴ L 55-66
 Mar. 14 vs. DePaul ⁵ W 70-56
 Mar. 16 at #16/19 Illinois ⁵ L 67-85

1 - Duke Classic (Durham, N.C.)
 2 - Central Fidelity Invitational (Richmond, Va.)
 3 - ACC Big Four Classic (Greensboro, N.C.)
 4 - ACC Tournament (Charlotte, N.C.)
 5 - NCAA First & Second Rounds (Champaign, Ill.)

1997-98

Coach: Gail Goestenkers

Record: 24-8, 13-3 ACC (1st)

NCAA Tournament - Elite Eight

Nov. 19 UNC Greensboro W 78-51
 Nov. 22 Notre Dame W 80-62
 Nov. 28 vs. Detroit ¹ W 87-65
 Nov. 29 vs. Southern Illinois ¹ W 76-54
 Nov. 30 vs. #8/8 Illinois ¹ L 65-77
 Dec. 6 Ohio ² W 99-59
 Dec. 7 Michigan ² W 64-63
 Dec. 13 at Clemson* L 61-72
 Dec. 20 UCLA L 83-93
 Dec. 22 Maryland* W 65-48
 Dec. 28 vs. Kent State ³ W 69-57
 Dec. 29 at #12/15 Florida ³ L 63-70
 Jan. 2 at Wake Forest* W 73-60
 Jan. 4 Georgia Tech* W 87-56
 Jan. 12 at #8/7 North Carolina* L 74-83
 Jan. 16 Florida State* W 96-76
 Jan. 19 at #8/7 N.C. State* W 75-61
 Jan. 23 #11/10 Virginia* W 93-66
 Jan. 25 #19/22 Clemson* W 78-59
 Jan. 30 at Maryland* L 53-54
 Feb. 2 Wake Forest* W 79-55
 Feb. 5 at Georgia Tech* W 58-55
 Feb. 12 #5/5 North Carolina* W 83-70
 Feb. 15 at Florida State* W 79-67
 Feb. 19 #10/8 N.C. State* W 65-62
 Feb. 22 at #15/14 Virginia* W (OT) 85-78
 Feb. 27 vs. Georgia Tech ⁴ W 100-56
 Feb. 28 vs. #8/10 North Carolina ⁴ L 52-56
 Mar. 14 Middle Tennessee State ⁵ W 92-67
 Mar. 16 Louisville ⁵ W 69-53
 Mar. 21 vs. #13/12 Florida ⁶ W 71-58
 Mar. 23 vs. Arkansas ⁶ L 72-77

1 - San Juan Shootout (San Juan, Puerto Rico)
 2 - Duke Classic (Durham, N.C.)
 3 - The State Farm Classic (Gainesville, Fla.)
 4 - ACC Tournament (Charlotte, N.C.)
 5 - NCAA First & Second Rounds (Durham, N.C.)
 6 - NCAA West Regional (Oakland, Calif.)

1998-99

Coach: Gail Goestenkers

Record: 29-7, 15-1 ACC (1st)

NCAA Tournament - National Finals

Nov. 13 vs. #3/3 Connecticut ¹ L 74-104
 Nov. 14 vs. #19/17 Stanford ¹ W 77-57
 Nov. 17 Virginia Tech L 70-72
 Nov. 21 at #11/19 Notre Dame L 57-84
 Nov. 23 at #18/22 Vanderbilt W 79-71
 Nov. 28 Villanova ² W 75-47
 Nov. 29 Marquette ² W 91-60
 Dec. 2 Florida State* W 91-72

Dec. 6 vs. #3/3 Tennessee ³ L 60-74
 Dec. 8 Hampton W 83-47
 Dec. 12 Temple W 112-34
 Dec. 19 UNC Asheville W 94-27
 Dec. 28 at #9/11 UCLA W 85-80
 Jan. 2 at Maryland* W 90-61
 Jan. 4 #22/22 Virginia* W 84-68
 Jan. 7 Georgia Tech* W 113-46
 Jan. 11 at Wake Forest* W 74-59
 Jan. 14 #16/12 Clemson* W 86-77
 Jan. 17 at N.C. State* W 67-62
 Jan. 22 at #7/6 North Carolina* W 93-71
 Jan. 25 at Florida State* W 92-75
 Feb. 1 Maryland* W 72-54
 Feb. 4 at #16/16 Virginia* W 66-56
 Feb. 7 at Georgia Tech* W 74-73
 Feb. 11 Wake Forest* W 86-48
 Feb. 14 at #19/19 Clemson* L 75-80
 Feb. 18 N.C. State* W 75-67
 Feb. 21 #13/12 North Carolina* W 88-78
 Feb. 26 vs. Florida State ⁴ W 90-57
 Feb. 28 vs. #16 Clemson ⁴ L 71-76
 Mar. 13 Holy Cross ⁵ W 79-51
 Mar. 15 St. Joseph's ⁵ W 66-60
 Mar. 20 vs. #5/5 Old Dominion ⁶ W 76-63
 Mar. 22 vs. #2/2 Tennessee ⁶ W 69-63
 Mar. 26 vs. #12/12 Georgia ⁷ W 81-69
 Mar. 28 vs. #1/1 Purdue ⁷ L 45-62

1 - Nike Four in the Fall (San Jose, Calif.)
 2 - Duke Classic (Durham, N.C.)
 3 - Honda Elite Four Holiday Classic (Orlando, Fla.)
 4 - ACC Tournament (Charlotte, N.C.)
 5 - NCAA First & Second Rounds (Durham, N.C.)
 6 - NCAA EAST Region (Greensboro, N.C.)
 7 - NCAA Final Four (San Jose, Calif.)

1999-2000

Coach: Gail Goestenkers

Record: 28-6, 12-4 ACC (2nd)

ACC Tournament Champion

NCAA Tournament - Sweet 16

Nov. 15 UNC Greensboro ¹ W 72-47
 Nov. 17 #20/21 Boston College ¹ L 70-77
 Nov. 24 Vanderbilt W 68-59
 Nov. 27 Florida A&M ² W 93-38
 Nov. 28 #9/8 Penn State ² W 63-49
 Dec. 2 Elon College W 101-44
 Dec. 5 Virginia* W 83-62
 Dec. 8 at #24/24 Virginia Tech W 70-61
 Dec. 11 at Seton Hall W 66-52
 Dec. 20 vs. Sacramento State ³ W 81-45
 Dec. 21 vs. Liberty ³ W 66-45
 Dec. 28 George Mason W 95-56
 Dec. 30 Georgetown W 68-53
 Jan. 3 at Maryland* W 79-61
 Jan. 9 at Georgia Tech* W 64-45
 Jan. 13 Wake Forest* W 82-48
 Jan. 16 Clemson* W 60-51
 Jan. 20 at #6/5 N.C. State* L (OT) 75-80
 Jan. 24 at Florida State* W 59-54
 Jan. 27 North Carolina* W 101-58
 Jan. 30 at #24/25 Virginia* L 49-61
 Feb. 3 Maryland* L 62-63
 Feb. 11 Georgia Tech* W 83-51
 Feb. 14 at Wake Forest* W 69-38
 Feb. 17 #7/7 N.C. State* W 70-64
 Feb. 21 at Clemson* W 59-44
 Feb. 24 Florida State* W 87-52
 Feb. 27 at North Carolina* L 64-73
 Mar. 4 vs. Florida State ⁴ W 92-65
 Mar. 5 vs. Georgia Tech ⁴ W 77-56
 Mar. 6 vs. North Carolina ⁴ W 79-76
 Mar. 18 Campbell ⁵ W 71-42

ALL-TIME RESULTS

2013-14 WOMEN'S BASKETBALL MEDIA GUIDE

2009-10
 Coach: Joanne P. McCallie
 Record: 30-6, 12-2 ACC (1st)
 ACC Tournament Champion
 NCAA Tournament - Elite Eight

Nov. 13	at Houston Baptist	W	104-35
Nov. 15	at #-/16 Texas A&M	L	77-95
Nov. 19	Georgia Southern	W	69-42
Nov. 23	UNC Charlotte	W	57-44
Nov. 26	vs. Western Kentucky ¹	W	70-47
Nov. 27	vs. Marquette ¹	W	74-43
Dec. 3	#3/3 Ohio State	W	83-67
Dec. 6	Southern California	W	78-72
Dec. 15	at #2/2 Stanford	L	55-71
Dec. 18	#24/25 James Madison	W	79-65
Dec. 21	at Maine	W	75-34
Dec. 28	N.C. Central	W	117-28
Dec. 31	at Temple	W	70-62
Jan. 3	Providence	W	88-63
Jan. 7	at Clemson*	W	67-41
Jan. 10	Wake Forest*	W	65-51
Jan. 14	at #25/-- Miami*	W	69-62
Jan. 18	#1/1 Connecticut	L	48-81
Jan. 21	Virginia Tech*	W	69-38
Jan. 24	at Maryland*	W	58-57
Jan. 29	#13/14 Florida State*	W	73-43
Feb. 4	at Boston College*	L	57-61
Feb. 8	#18/15 North Carolina*	W	79-51
Feb. 11	N.C. State*	W	70-39
Feb. 14	at Virginia Tech*	W	65-53
Feb. 19	at #19/-- Georgia Tech*	W	64-50
Feb. 21	Maryland*	W	71-59
Feb. 26	#21/18 Virginia*	W	83-65
Feb. 28	at North Carolina*	L	54-64
Mar. 5	vs. Maryland ²	W	66-64
Mar. 6	vs. Georgia Tech ²	W	67-55
Mar. 7	vs. N.C. State ²	W	70-60
Mar. 20	Hampton ³	W	72-37
Mar. 22	#21/-- LSU ³	W	60-52
Mar. 27	vs. San Diego State ⁴	W	66-58
Mar. 29	vs. #14/18 Baylor ⁴	L	48-51
Jan. 31	at #2/2 Connecticut	L	51-87
Feb. 3	#18/21 Miami*	W	82-58
Feb. 7	at #13/12 North Carolina*	L	60-62
Feb. 11	at Wake Forest*	W	82-39
Feb. 13	Boston College*	W	66-53
Feb. 17	at #16/17 Maryland*	L	47-69
Feb. 20	Virginia Tech*	W	90-40
Feb. 24	at Virginia*	W	71-48
Feb. 27	#13/16 North Carolina*	W	66-58
Mar. 4	vs. Wake Forest ²	W	79-50
Mar. 5	vs. Georgia Tech ²	W	74-66
Mar. 6	vs. #19/19 North Carolina ²	W	81-66
Mar. 19	UT Martin ³	W	90-45
Mar. 21	#19/17 Marist ³	W	71-66
Mar. 27	vs. #10/12 DePaul ⁴	W	70-63
Mar. 29	vs. #1/1 Connecticut ⁴	L	40-75

2011-12
 Coach: Joanne P. McCallie
 Record: 27-6, 15-1 ACC (1st)
 NCAA Tournament - Elite Eight

Nov. 11	at Brigham Young	W	61-55
Nov. 18	Auburn	W	73-50
Nov. 20	at Western Kentucky	W	80-54
Nov. 25	vs. Gardner-Webb ¹	W	97-31
Nov. 26	vs. #4/3 Notre Dame ¹	L	54-56
Dec. 1	#13/16 Purdue	W	64-53
Dec. 4	Pittsburgh	W	92-43
Dec. 8	at #10/10 Kentucky	L	65-72
Dec. 11	USC Upstate	W	93-35
Dec. 20	UNC Wilmington	W	107-45
Dec. 30	at Temple	W	65-54
Jan. 2	Virginia*	W	77-66
Jan. 6	at Wake Forest*	W	76-58
Jan. 8	NC State*	W	83-59
Jan. 13	Florida State*	W	73-66
Jan. 15	at Virginia Tech*	W	61-34
Jan. 18	at Georgia Tech*	W	79-62
Jan. 22	#8/7 Maryland*	W	80-72
Jan. 27	at Clemson*	W	81-37
Jan. 30	#3/3 Connecticut	L	45-61
Feb. 2	Wake Forest*	W	75-43
Feb. 6	#22/24 North Carolina*	W	96-56
Feb. 9	at Boston College*	W	71-62
Feb. 12	at Florida State*	W	67-57
Feb. 15	Virginia Tech*	W	67-45
Feb. 19	at #8/7 Maryland*	L	61-63
Feb. 24	#5/5 Miami*	W	74-64
Feb. 26	at North Carolina*	W	69-63
Mar. 2	vs. NC State ²	L	73-75
Mar. 18	vs. Samford ³	W	82-47
Mar. 20	vs. Vanderbilt ³	W	96-80
Mar. 24	vs. #14/21 St. John's ⁴	W	74-47
Mar. 26	vs. #2/2 Stanford ⁴	L	69-81

2010-11
 Coach: Joanne P. McCallie
 Record: 32-4, 12-2 ACC (1st)
 ACC Tournament Champion
 NCAA Tournament - Elite Eight

Nov. 13	Brigham Young	W	69-54
Nov. 15	Southern California	W	75-50
Nov. 18	at Auburn	W	75-62
Nov. 21	Western Kentucky	W	85-55
Nov. 24	at Pittsburgh	W	93-55
Nov. 27	at Charlotte	W	61-55
Nov. 30	at James Madison	W	75-58
Dec. 2	at Wisconsin	W	59-51
Dec. 6	#7/7 Texas A&M ¹	W	61-58
Dec. 9	Albany	W	83-48
Dec. 12	at Oklahoma State	W	73-45
Dec. 21	#4/4 Xavier	W	46-45
Dec. 30	Temple	W	71-64
Jan. 4	#10/10 Kentucky	W	54-48
Jan. 6	#14/15 Maryland*	W	71-64
Jan. 14	at #21/15 Florida State*	W	87-70
Jan. 16	at Virginia Tech*	W	57-43
Jan. 21	Georgia Tech*	W	69-32
Jan. 23	at N.C. State*	W	65-64
Jan. 26	Clemson*	W	92-37

2012-2013
 Coach: Joanne P. McCallie
 Record: 33-3, 17-1 ACC (1st)
 NCAA Tournament - Elite Eight

Nov. 17	Presbyterian	W	84-45
Nov. 18	Iona	W	100-31
Nov. 23	Valparaiso	W	90-45
Nov. 25	at Xacier	W	82-59
Nov. 28	at Michigan	W	71-54
Dec. 2	#10/11 California	W	77-63
Dec. 6	Georgia Tech *	W	85-52
Dec. 9	vs. #-/25 St. John's ¹	W	60-42
Dec. 21	vs. CSU Bakersfield ²	W	97-63
Dec. 22	at Southern California ²	W	75-60
Dec. 30	Monmouth	W	73-32
Jan. 3	at N.C. State *	W	67-57
Jan. 6	at Boston College *	W	90-53
Jan. 10	Clemson *	W	82-45
Jan. 13	at Wake Forest *	W	73-44
Jan. 16	Virginia Tech	W	58-26
Jan. 21	at #3/2 Connecticut	L	49-79
Jan. 24	at Clemson *	W	60-46
Jan. 27	Boston College *	W	80-56
Jan. 31	Miami *	W	82-43
Feb. 3	at #11/18 North Carolina	W	84-63
Feb. 8	at Virginia *	W	62-41
Feb. 11	#7/7 Maryland *	W	71-56
Feb. 14	at Virginia Tech *	W	77-33
Feb. 17	Wake Forest *	W	81-70
Feb. 22	#19/20 Florida State *	W	61-50
Feb. 24	at #8/8 Maryland *	W	75-59
Feb. 28	at Miami *	L	65-59
Mar. 3	#15/17 North Carolina *	W	65-68
Mar. 8	vs. N.C. State ³	W	79-65
Mar. 9	vs. #23/23 Florida State ³	W	61-50
Mar. 10	vs. #15/17 North Carolina ³	W	92-73
Mar. 24	Hampton ⁴	W	67-51
Mar. 26	Oklahoma State ⁴	W	68-59
Mar. 31	vs. #24/25 Nebraska ⁵	W	53-45
Apr. 2	vs. #2/2 Notre Dame ⁵	L	76-87

1 - Maggie Dixon Classic (New York, N.Y.)
 2 - Women of Troy Basketball Classic (Los Angeles, Calif.)
 3 - ACC Tournament (Greensboro, N.C.)
 4 - NCAA First & Second Rounds (Durham, N.C.)
 5 - NCAA Regional (Norfolk, Va.)

Year	Coach	Overall	ACC	Home	Road	Neutral	ACC Tournament Finish	AP Poll Final Ranking	USA Today Final Ranking	Postseason Results
1975-76	Emma Jean Howard	0-14	--	0-8	0-6	0-0	--	--	--	--
1976-77	Emma Jean Howard	2-12	--	2-5	0-6	0-1	--	--	--	--
<i>Howard's Totals</i>		<i>2-26</i>	<i>--</i>	<i>2-13</i>	<i>0-12</i>	<i>0-1</i>				
1977-78	Debbie Leonard	1-19	0-8	0-9	1-8	0-2	Quarterfinalist	--	--	--
1978-79	Debbie Leonard	11-11	3-6	8-3	3-6	0-2	Quarterfinalist	--	--	--
1979-80	Debbie Leonard	14-13	5-5	8-3	5-5	1-5	Quarterfinalist	--	--	--
1980-81	Debbie Leonard	11-14	3-6	8-3	3-9	0-2	Quarterfinalist	--	--	--
1981-82	Debbie Leonard	14-15	3-8	8-5	4-7	2-3	Quarterfinalist	--	--	--
1982-83	Debbie Leonard	15-10	6-7	9-3	4-6	2-1	Quarterfinalist	--	--	--
1983-84	Debbie Leonard	13-14	5-9	9-5	3-6	1-3	Quarterfinalist	--	--	--
1984-85	Debbie Leonard	19-8	7-7	8-3	6-4	5-1	Semifinalist	--	--	--
1985-86	Debbie Leonard	21-9	9-5	11-2	9-3	1-4	Quarterfinalist	--	--	WNIT Elite Eight
1986-87	Debbie Leonard	19-10	7-7	12-3	5-6	2-1	Quarterfinalist	--	--	NCAA Second Round
1987-88	Debbie Leonard	17-11	5-9	9-4	6-6	2-1	Quarterfinalist	--	--	--
1988-89	Debbie Leonard	12-16	2-12	5-8	4-7	3-1	Quarterfinalist	--	--	--
1989-90	Debbie Leonard	15-13	4-10	9-3	4-8	2-2	Quarterfinalist	--	--	--
1990-91	Debbie Leonard	16-12	6-8	8-6	5-4	3-2	Quarterfinalist	--	--	--
1991-92	Debbie Leonard	14-15	4-12	7-7	4-7	3-1	Quarterfinalist	--	--	--
<i>Leonard's Totals</i>		<i>212-190</i>	<i>69-119</i>	<i>119-67</i>	<i>66-92</i>	<i>27-31</i>				
1992-93	Gail Goestenkers	12-15	3-13	7-6	4-8	1-1	First Round	--	--	--
1993-94	Gail Goestenkers	16-11	7-9	10-3	5-7	1-1	Quarterfinalist	--	--	--
1994-95	Gail Goestenkers	22-9	10-6	12-2	5-6	5-1	Finalist	20	17	NCAA Second Round
1995-96	Gail Goestenkers	26-7	12-4	11-3	9-3	6-1	Finalist	13	19	NCAA Second Round
1996-97	Gail Goestenkers	19-11	9-7	11-2	5-6	3-3	Semifinalist	--	--	NCAA Second Round
1997-98	Gail Goestenkers	24-8	13-3	14-1	5-4	5-3	Semifinalist	8	7	NCAA Elite Eight
1998-99	Gail Goestenkers	29-7	15-1	15-1	9-2	5-4	Semifinalist	10	2	NCAA Finalist
1999-00	Gail Goestenkers	28-6	12-4	16-2	7-3	5-1	Champion	10	11	NCAA Sweet 16
2000-01	Gail Goestenkers	30-4	13-3	14-1	9-2	7-1	Champion	5	8	NCAA Sweet 16
2001-02	Gail Goestenkers	31-4	16-0	15-1	10-1	6-2	Champion	3	4	NCAA Semifinalist
2002-03	Gail Goestenkers	35-2	16-0	13-1	9-0	13-1	Champion	2	4	NCAA Semifinalist
2003-04	Gail Goestenkers	30-4	15-1	14-1	10-1	6-2	Champion	1	5	NCAA Elite Eight
2004-05	Gail Goestenkers	31-5	12-2	13-1	9-2	9-2	Finalist	7	8	NCAA Elite Eight
2005-06	Gail Goestenkers	31-4	12-2	12-1	12-1	7-2	Semifinalist	4	2	NCAA Finalist
2006-07	Gail Goestenkers	32-2	14-0	14-0	11-0	7-2	Semifinalist	1	6	NCAA Sweet 16
<i>Goestenkers' Totals</i>		<i>396-99</i>	<i>179-55</i>	<i>191-26</i>	<i>119-46</i>	<i>86-27</i>				
2007-08	Joanne P. McCallie	25-10	10-4	10-3	7-4	8-3	Finalist	9	9	NCAA Sweet 16
2008-09	Joanne P. McCallie	27-6	11-3	14-0	8-4	5-2	Finalist	6	14	NCAA Second Round
2009-10	Joanne P. McCallie	30-6	12-2	16-1	8-4	6-1	Champion	6	6	NCAA Elite Eight
2010-11	Joanne P. McCallie	32-4	12-2	17-0	11-3	4-1	Champion	6	7	NCAA Elite Eight
2011-12	Joanne P. McCallie	27-6	15-1	13-1	11-2	3-3	Quarterfinalist	6	7	NCAA Elite Eight
2012-13	Joanne P. McCallie	33-3	17-1	16-0	11-2	6-1	Champion			NCAA Elite Eight
<i>McCallie's Totals</i>		<i>174-35</i>	<i>77-13</i>	<i>86-5</i>	<i>56-19</i>	<i>32-11</i>				
<i>Overall Totals</i>		<i>784-382</i>	<i>385-199</i>	<i>468-116</i>	<i>286-174</i>	<i>171-77</i>				

Memorable Wins...

25th win:	February 2, 1980	vs. Appalachian State	88-70	400th win:	December 17, 2000	vs. Arkansas State	69-45
50th win:	February 13, 1982	at UNC Asheville	60-45	450th win:	March 23, 2002	vs. #14/14 Texas	62-46
75th win:	January 28, 1984	at Richmond	81-71	500th win:	January 18, 2004	at Virginia	63-52
100th win:	March 1, 1985	vs. Clemson	81-76	550th win:	November 22, 2005	Fairfield	110-44
150th win:	December 30, 1987	vs. Purdue	76-71	600th win:	January 29, 2007	Virginia Tech	75-65
200th win:	February 24, 1991	Georgia Tech	89-76	650th win:	January 16, 2009	at Virginia Tech	57-52
250th win:	December 28, 1994	James Madison	75-63	700th win:	December 2, 2010	at Wisconsin	59-51
300th win:	January 3, 1997	Florida State	87-46	750th win:	March 20, 2012	at Vanderbilt	96-80
350th win:	January 25, 1999	at Florida State	92-75				

2012-2013 - 10 Wins, 2 Losses

W, 77-63 #10/11 California, 12-2-12
 W, 60-42 vs #--/25 St. John's 12-9-12
 L, 49-79 at #3/2 Connecticut 1-21-13
 W, 84-63 at #11/18 North Carolina, 2-3-13
 W, 71-56 #7/7 Maryland, 2-11-13
 W, 61-50 #19/20 Florida State, 2-22-13
 W, 75-59 at #8/8 Maryland, 2-24-13
 W, 65-58 #15/17 North Carolina, 3-3-13
 W, 72-66 vs. #23/23 Florida State, 3-9-13
 W, 92-73 vs. #15/17 North Carolina, 3-10-13
 W, 53-45 vs. #24/25 Nebraska, 3-31-13
 L, 76-87 vs. #2/2 Notre Dame, 4-2-13

2011-12 - 5 Wins, 5 Losses

L, 54-56 vs. #4/3 Notre Dame, 11-26-11
 W, 64-53 #13/16 Purdue, 12-1-11
 L, 65-72 at #10/10 Kentucky, 12-8-11
 W, 80-72 #8/7 Maryland, 1-22-12
 L, 45-61 #3/3 Connecticut, 1-30-12
 W, 96-56 #22/24 North Carolina, 2-6-12
 L, 61-63 at #8/7 Maryland, 2-19-12
 W, 74-64 #5/5 Miami, 2-24-12
 W, 74-47 vs. 14/21 St. John's, 3-24-12
 L, 69-81 vs. #2/2 Stanford, 3-26-12

2010-11 - 10 Wins, 4 Losses

W, 61-58 #7/7 Texas A&M, 12-6-10
 W, 46-45 #4/4 Xavier, 12-21-10
 W, 54-48 #10/10 Kentucky, 1-4-11
 W, 71-64 #14/15 Maryland, 1-6-11
 at #21/15 Florida State, 1-14-11
 L, 51-87 at #2/2 Connecticut, 1-31-11
 W, 82-58 #18/21 Miami, 2-3-11
 L, 60-62 at #13/12 North Carolina, 2-7-11
 L, 47-69 at #16/17 Maryland, 2-17-11
 W, 66-58 #13/16 North Carolina, 2-27-11
 W, 81-66 vs. #19/19 North Carolina, 3-6-11
 W, 71-66 #19/17 Marist, 3-21-11
 W, 70-63 vs. #10/12 DePaul, 3-27-11
 L, 40-75 vs. #1/1 Connecticut, 3-29-11

2009-10 - 8 Wins, 4 Losses

L, 77-95 at #--/16 Texas A&M, 11-15-09
 W, 83-67 #3/3 Ohio State, 12-3-09
 L, 55-71 at #2/2 Stanford, 12-15-09
 W, 79-65 #24/25 James Madison, 12-18-09
 W, 69-62 at #25/-- Miami, 1-14-10
 L, 48-81 #1/1 Connecticut, 1-18-10
 W, 73-43 #13/14 Florida State, 73-43
 W, 79-51 #18/15 North Carolina, 2-8-10
 W, 64-50 #19/-- Georgia Tech, 2-19-10
 W, 83-65 #21/18 Virginia, 2-26-10
 W, 60-52 #21/-- LSU, 3-22-10
 L, 48-51 vs. #14/18 Baylor, 3-29-10

2008-09 - 8 Wins, 4 Losses

W, 77-68 #14/15 Oklahoma State, 11-14-08
 W, 56-52 #3/4 Stanford, 12-16-08
 W, 68-65 #12/15 Maryland, 1-12-09
 L, 75-82 (OT) at #18/20 Florida State, 1-29-09
 W, 81-67 at #17/15 Virginia, 2-5-09
 L, 60-75 at #8/9 North Carolina, 2-9-09
 W, 62-54 at #13/18 Tennessee, 2-16-09
 L, 59-77 at #9/7 Maryland, 2-22-09
 W, 81-79 (OT) #9/10 North Carolina, 3-1-09
 W, 76-53 vs. #24/20 Virginia, 3-6-09
 W, 75-57 vs. #12/13 Florida State, 3-7-09
 L, 89-92 (OT) vs. #4/4 Maryland, 3-8-09

2007-08 - 4 Wins, 9 Losses

W, 53-41 vs. #22/20 Purdue, 11-22-07
 L, 48-74 vs. #2/2 Connecticut, 11-25-07
 L, 55-68 at #23/18 Vanderbilt, 11-28-07
 W, 49-44 #4/3 Rutgers, 12-6-07
 L, 70-85 at #4/4 Maryland, 1-14-07
 W, 73-47 at #23/23 Georgia Tech, 1-24-08

L, 64-67
 L, 76-93
 L, 69-76
 L, 51-82
 W, 74-63
 L, 73-86
 L, 63-77

2006-07 - 10 Wins, 2 Losses

W, 85-45 at #19/17 Rutgers, 12-4-06
 W, 69-48 #11/11 Vanderbilt, 12-7-06
 W, 80-52 #22/22 Texas, 12-10-06
 W, 55-46 vs. #25/21 Bowling Green, 12-19-06
 W, 72-51 vs. #22/22 Pittsburgh, 12-21-06
 W, 81-62 #1/1 Maryland, 1-13-07
 W, 74-70 at #4/4 Tennessee, 1-22-07
 W, 64-53 at #2/2 North Carolina, 2-8-07
 W, 69-57 at #6/6 Maryland, 2-18-07
 W, 67-62 #4/4 North Carolina, 2-25-07
 L, 65-70 vs. #24/25 N.C. State, 3-3-07
 L, 52-53 vs. #15/18 Rutgers, 3-24-07

2005-06 - 8 Wins, 4 Losses

W, 84-70 at #18/16 Texas, 12-4-05
 W, 86-68 at #6/6 Maryland, 1-8-06
 W, 66-52 at #22/22 Boston College, 1-14-06
 W, 75-53 #1/1 Tennessee, 1-23-06
 L, 70-74 #3/2 North Carolina, 1-29-06
 W, 90-80 #4/6 Maryland, 2-13-06
 L, 65-77 at #2/2 North Carolina, 2-25-06
 W, 70-78 vs. #4/4 Maryland, 3-4-06
 W, 86-61 vs. #16/17 Michigan State, 3-26-06
 W, 63-61 (OT) vs. #8/8 Connecticut, 3-28-06
 W, 64-45 vs. #5/5 LSU, 4-2-06
 L, 75-78 vs. #3/3 Maryland, 4-4-06

2004-05 - 12 Wins, 5 Losses

L, 65-76 at #11/11 Notre Dame, 11-17-04
 W, 66-58 #23/23 Penn State, 11-19-04
 W, 63-51 vs. #16/16 Kansas State, 11-27-04
 W, 59-57 at #4/5 Tennessee, 12-2-04
 W, 66-48 vs. #20/18 Purdue, 12-18-04
 W, 88-67 #25/25 Virginia Tech, 1-9-05
 L, 51-56 at #12/6 North Carolina, 1-24-05
 W, 60-57 #20/22 Maryland, 1-27-05
 W, 52-49 at #25/-- N.C. State, 1-30-05
 W, 75-64 #24/24 Florida State, 2-6-05
 W, 60-49 at #19/21 Maryland, 2-13-05
 L, 68-77 #8/4 North Carolina, 2-27-05
 W, 74-44 vs. #25/-- Maryland, 3-6-05
 L, 67-88 #4/3 North Carolina, 3-7-05
 W, 70-65 vs. #25/-- Boston College, 3-22-05
 W, 63-57 vs. #20/20 Georgia, 3-26-05
 L, 49-59 vs. #2/4 Louisiana State, 3-28-05

2003-04 - 7 Wins, 3 Losses

L, 77-85 vs. #3/3 Texas, 11-16-03
 W, 93-63 vs. #5/6 Purdue, 11-23-03
 W, 66-57 #25/-- Auburn, 11-29-03
 W, 68-67 at #1/1 Connecticut, 1-3-04
 W, 79-57 #13/13 North Carolina, 1-11-04
 L, 69-72 #2/2 Tennessee, 1-24-04
 W, 89-79 at #15/14 North Carolina, 2-14-04
 W, 63-47 vs. #9/10 North Carolina, 3-8-04
 W, 63-49 vs. #7/5 Louisiana Tech, 3-28-04
 L, 75-82 vs. #24/20 Minnesota, 3-30-04

2002-03 - 7 Wins, 2 Losses

W, 76-55 vs. #2/2 Tennessee, 11-24-02
 W, 74-72 (OT) vs. #17/15 Arkansas, 11-30-02
 W, 78-67 (OT) at #8/10 North Carolina, 1-20-03
 L, 67-78 #2/2 Connecticut, 2-1-03
 W, 97-63 #6/6 North Carolina, 2-20-03
 W, 77-59 vs. #11/9 North Carolina, 3-10-03
 W, 66-63 vs. #19/20 Georgia, 3-29-03
 W, 57-51 vs. #7/8 Texas Tech, 3-31-03
 L, 56-66 vs. #4/4 Tennessee, 4-6-03

2001-02 - 8 Wins, 2 Losses

W, 85-69 #7/7 Texas Tech, 11-11-01
 W, 76-64 #6/5 Louisiana Tech, 12-2-01
 L, 68-89 vs. #2/2 Tennessee, 12-27-01
 W, 102-82 #21/20 North Carolina, 1-24-02
 W, 90-75 at #19/20 North Carolina, 2-24-02
 W, 87-80 vs. #16/19 North Carolina, 3-4-02
 W, 76-66 #--/25 TCU, 3-17-02
 W, 62-46 vs. #14/14 Texas, 3-23-02
 W, 77-68 vs. #13/13 South Carolina, 3-25-02
 L, 71-86 vs. #2/2 Oklahoma, 3-29-02

2000-01 - 8 Wins, 2 Losses

W, 56-45 vs. #7/8 Louisiana State, 11-11-00
 W, 88-87 at #9/8 Penn State, 11-20-00
 W, 67-49 at #NR/24 Boston College, 11-22-00
 W, 81-63 #5/6 Iowa State, 12-30-00
 W, 62-59 #22/19 N.C. State, 1-18-01
 W, 71-68 at #NR/24 Virginia, 1-22-01
 W, 92-42 #15/16 Clemson, 1-28-01
 L, 55-69 at #24/21 N.C. State, 2-18-01
 W, 57-45 vs. #21/20 N.C. State, 3-5-01
 L, 71-81 vs. #15/15 SWMS, 3-24-01

1999-00 - 3 Wins, 4 Losses

L, 70-77 #20/21 Boston College, 11-17-99
 W, 63-49 #9/8 Penn State, 11-28-99
 W, 70-61 at #24/24 Virginia Tech, 12-8-99
 L, 75-80 (OT) at #6/5 N.C. State, 1-20-00
 L, 49-61 at #24/25 Virginia, 1-30-00
 W, 70-64 #7/7 N.C. State, 2-17-00
 L, 66-79 vs. #15/12 Louisiana St., 3-25-00

1998-99 - 11 Wins, 6 Losses

L, 74-104 vs. #3/3 Connecticut, 11-13-98
 W, 77-57 vs. #19/17 Stanford, 11-14-98
 L, 57-84 at #11/19 Notre Dame, 11-21-98
 W, 79-71 at #18/22 Vanderbilt, 11-23-98
 L, 60-74 vs. #3/3 Tennessee, 12-6-98
 W, 85-80 at #9/11 UCLA, 12-28-98
 W, 84-68 #22/22 Virginia, 1-4-99
 W, 86-77 #16/12 Clemson, 1-14-99
 W, 93-71 at #7/6 North Carolina, 1-22-99
 W, 66-56 at #16/16 Virginia, 2-4-99
 L, 75-80 at #19/19 Clemson, 2-14-99
 W, 88-78 #13/12 North Carolina, 2-21-99
 L, 71-76 vs. #16 Clemson, 2-28-99
 W, 76-63 vs. #5/5 Old Dominion, 3-20-99
 W, 69-63 vs. #2/2 Tennessee, 3-22-99
 W, 81-69 vs. #12/12 Georgia, 3-26-99
 L, 45-62 vs. #1/1 Purdue, 3-28-99

1997-98 - 7 Wins, 4 Losses

L, 65-77 vs. #8/8 Illinois, 11-30-97
 L, 63-70 at #12/15 Florida, 12-29-97
 L, 74-83 at #8/7 North Carolina, 1-12-98
 W, 75-61 at #8/7 N.C. State, 1-19-98
 W, 93-66 #11/10 Virginia, 1-23-98
 W, 78-59 #19/22 Clemson, 1-25-98
 W, 83-70 #5/5 North Carolina, 2-12-98
 W, 65-62 #10/8 N.C. State, 2-19-98
 W, 85-78 (OT) at #15/14 Virginia, 2-22-98
 L, 52-56 vs. #8/10 North Carolina, 2-28-98
 W, 71-58 vs. #13/12 Florida, 3-21-98

1996-97 - 1 Win, 9 Losses

L, 77-89 vs. #6 Old Dominion, 12-7-96
 L, 55-62 at #13 Virginia, 1-6-97
 L, 73-86 at #13/13 N.C. State, 1-15-97
 L, 73-87 #10 North Carolina, 1-18-97
 W, 70-61 #10 Clemson, 1-24-97
 L, 69-72 at #22/21 Clemson, 2-16-97
 L, 56-86 #11/9 Virginia, 2-19-97
 L, 61-81 at #4/5 North Carolina, 2-21-97
 L, 55-66 vs. #5/6 North Carolina, 3-1-97
 L, 67-85 at #16/19 Illinois, 3-16-97

1995-96 - 4 Wins, 4 Losses

L, 73-75 at #14/17 N.C. State, 1-4-96
 L, 60-61 #8/5 Virginia, 1-8-96
 W, 74-63 #17/18 Clemson, 1-31-96
 L, 74-80 #14/17 N.C. State, 2-2-96
 W, 72-69 at #9/8 Virginia, 2-10-96
 W, 75-65 at #16/20 Clemson, 2-19-96
 W, 79-62 vs. #19/23 N.C. State, 3-2-96
 L, 54-71 vs. #22/20 Clemson, 3-3-96

1994-95 - 2 Wins, 5 Losses

L, 62-78 at #9/11 Virginia, 1-10-95
 W, 74-72 #3 North Carolina, 1-25-95
 L, 61-67 #8/9 Virginia, 2-12-95
 L, 57-82 at #12 North Carolina, 2-25-95
 W, 83-82 (2OT) vs. #6 Virginia, 3-4-95
 L, 70-95 vs. #12 North Carolina, 3-5-95
 L, 120-121 (4OT) at #13/15 Alabama, 3-18-95

1993-94 - 0 Wins, 4 Losses

L, 68-79 #7/7 North Carolina, 1-19-94
 L, 66-87 #12 Virginia, 1-25-94
 L, 60-73 at #9 Virginia, 2-12-94
 L, 68-70 at #5/5 North Carolina, 2-22-92

1992-93 - 1 Win, 7 Losses

L, 57-76 at #9 Virginia, 1-9-93
 L, 51-82 #3/9 Maryland, 1-16-93
 L, 54-66 at #20 North Carolina, 1-19-93
 L, 63-88 at #18/21 Clemson, 1-31-93
 L, 71-90 at #7/9 Maryland, 2-5-93
 L, 61-97 #14 Virginia, 2-13-93
 W, 67-65 #--/21 Clemson, 2-15-93
 L, 63-84 #18/18 North Carolina, 2-23-93

1991-92 - 1 Win, 9 Losses

L, 58-74 at #12/11 Purdue, 12-28-91
 W, 73-69 at #12/11 N.C. State, 1-7-92
 L, 72-107 #15/15 Clemson, 1-10-92
 L, 54-80 #1/1 Maryland, 1-24-92
 L, 54-81 #2/2 Virginia, 2-1-92
 L, 64-69 #24/24 North Carolina, 2-12-92
 L, 48-93 at #2/2 Virginia, 2-15-92
 L, 68-74 at #4/5 Maryland, 2-22-92
 L, 58-63 at #19/18 Clemson, 2-29-92
 L, 55-81 vs. #1/1 Virginia, 3-7-92

1990-91 - 0 Wins, 7 Losses

L, 58-69 #9/9 Purdue, 12-2-90
 L, 56-92 #1/1 Virginia, 1-5-91
 L, 84-96 at #3/4 N.C. State, 1-9-91
 L, 49-63 at #20/20 Clemson, 1-28-91
 L, 63-98 #3/4 N.C. State, 2-6-91
 L, 61-86 at #1/1 Virginia, 2-9-91
 L, 59-67 #24/-- Clemson, 2-22-91

1989-90 - 1 Win, 5 Losses

L, 78-92 at #23/24 Old Dominion, 12-18-89
 L, 60-68 at #12/13 Maryland, 1-5-90
 L, 87-103 #8/11 N.C. State, 1-10-90
 W, 84-74 #9/12 Virginia, 1-16-90
 L, 61-80 at #11/11 N.C. State, 2-7-90
 L, 62-86 at #12/12 Virginia, 2-10-90

1988-89 - 0 Wins, 9 Losses

L, 76-91 #6/7 Stanford, 12-20-88
 L, 66-78 at #13/13 Virginia, 1-7-89
 L, 86-87 #8/8 Maryland, 1-14-89
 L, 68-75 #16/14 N.C. State, 1-17-89
 L, 70-77 #--/24 Old Dominion, 1-21-89
 L, 64-100 at #6/4 Maryland, 2-4-89
 L, 81-99 #14/14 Virginia, 2-11-89
 L, 78-92 at #15/14 N.C. State, 2-21-89
 L, 50-89 vs. #14/14 N.C. State, 3-4-89

1987-88 - 1 Win, 4 Losses

L, 73-83 at #15/14 Maryland, 1-9-88

L, 49-72 #14/14 Virginia, 1-23-88
 W, 81-73 #11/12 Maryland, 2-13-88
 L, 67-69 at #9/10 Virginia, 2-27-88
 L, 65-81 vs. #--/25 Clemson, 3-5-88

1986-87 - 3 Wins, 4 Losses

L, 64-64 at #16/17 Maryland, 12-12-86
 W, 70-63 #--/22 Maryland, 1-17-87
 L, 79-86 #14/14 N.C. State, 1-21-87
 L, 43-71 at #6/6 Virginia, 1-24-87
 W, 76-69 at #13/15 N.C. State, 2-3-87
 W, 77-76 #7/9 Virginia, 2-21-87
 L, 64-78 at #5/6 Rutgers, 3-14-87

1985-86 - 2 Wins, 2 Losses

W, 79-78 #19/18 North Carolina, 1-7-86
 L, 76-90 at #4/4 Virginia, 1-18-86
 L, 67-81 #3/3 Virginia, 2-1-86
 W, 86-79 at #13/13 North Carolina, 2-12-86

1984-85 - 0 Wins, 4 Losses

L, 58-75 #11/-- Virginia, 1-5-85
 L, 66-74 at #15/17 Virginia, 2-2-85
 L, 72-73 #15/15 N.C. State, 2-19-85
 L, 57-89 vs. #14/14 N.C. State, 3-2-85

1983-84 - 2 Wins, 7 Losses

L, 72-78 #15 Clemson, 12-6-83
 L, 54-81 at #8 Maryland, 12-10-83
 L, 73-79 at #14 Clemson, 1-17-84
 L, 62-86 #20 N.C. State, 1-24-84
 L, 55-82 at #17 Virginia, 2-4-84
 L, 63-64 #17 Maryland, 2-8-84
 W, 80-67 #16 North Carolina, 2-16-84
 W, 74-73 (OT) at #15 N.C. State, 2-21-84
 L, 68-81 vs. #16 N.C. State, 3-2-84

1982-83 - 0 Wins, 5 Losses

L, 68-84 #20 North Carolina, 1-11-83
 L, 49-72 #3 Maryland, 1-18-83
 L, 68-89 at #8 Maryland, 2-13-83
 L, 65-82 at #20 North Carolina, 2-17-83
 L, 81-102 #16 N.C. State, 2-22-83

1981-82 - 0 Wins, 4 Losses

L, 53-70 #9 N.C. State, 12-8-81
 L, 52-65 #12 Maryland, 1-3-82
 L, 61-81 at #8 N.C. State, 2-10-82
 L, 55-69 at #9 N.C. State, 2-26-82

1980-81 - 0 Wins, 4 Losses

L, 78-96 #10 N.C. State, 12-4-80
 L, 68-85 at #17 Maryland, 1-10-81
 L, 54-67 #20 Clemson, 2-2-81
 L, 49-72 vs. #12 Maryland, 2-12-81

1979-80 - 0 Wins, 3 Losses

L, 55-86 at #5 N.C. State, 11-29-79
 L, 56-111 at #18 Clemson, 1-9-80
 L, 63-82 #15 Maryland, 1-18-80

1978-79 - 0 Wins, 2 Losses

L, 55-82 at #3 Maryland, 1-18-79
 L, 44-99 #7 N.C. State, 1-20-79

1977-78 - 0 Wins, 4 Losses

L, 47-117 #7 Maryland, 1-14-78
 L, 43-125 at #2 N.C. State, 1-19-78
 L, 36-86 #2 N.C. State, 2-2-78
 L, 39-103 vs. #7 Maryland, 2-9-78

1976-77 - 0 Wins, 1 Loss

L, 35-87 #14 N.C. State, 2-1-77

Totals: 118 Wins, 155 Losses

(Bold indicates home games)

First Victory Against Ranked Opponent
 80-67 vs. #16 North Carolina, 2-16-84

Largest Margin Of Victory Against Ranked Opponent
 30 (92-62) vs. #15 Clemson, 1-28-01

Largest Margin Of Loss Against Ranked Foe
 82 (43-125) vs. #12 N.C. State, 1-19-78

Most Wins Against Ranked Foes In A Season
 12, 2004-05

Most Losses In A Season
 9, 1996-97

Duke Vs. Ranked ACC Opponents

Overall Record: 84-125

Boston College, 3-1 North Carolina, 26-27
 Clemson, 7-14 N.C. State, 9-28
 Florida State, 7-1 Virginia, 12-26
 Georgia Tech, 2-0 Virginia Tech, 2-0
 Maryland, 14-28 Miami, 2-0

Duke vs. Ranked Opponents Last 11 Years
 105-48

Most Points Allowed vs Ranked Opponents
 125 vs. #12 N.C. State, 1-19-78

Most Points Scored vs Ranked Opponents
 102 vs. #21 North Carolina, 1-24-02

Fewest Points Scored vs Ranked Opponents
 35 vs. #14 N.C. State, 2-1-77

Fewest Points Allowed vs Ranked Opponents
 42 vs. #15 Clemson, 2-1-01

The Coach Versus Ranked Opponents

Emma Jean Howard (1975-77): 0-0
 Debbie Leonard (1977-92): 10-74
 Gail Goestenkers (1992-2007): 88-56
 Joanne P. McCallie (2007-present): 45-28

Individual Records vs. Ranked Opponents

Most Points In A Game
 36, Katie Meier vs. #13/15 N.C. State, 2-3-87

Most Rebounds In A Game
 20, Alana Beard vs. #11/9 North Carolina, 3-10-03

Most Assists In A Game
 12, Katie Meier vs. #8/11 N.C. State, 1-10-90

Most Blocks In A Game
 8, Alison Bales vs. #8/8 Connecticut, 3-28-06
 8, Alison Bales vs. #8/4 North Carolina, 2-27-05

Most Steals In A Game
 8, Lindsey Harding vs. #1/1 Tennessee, 1-23-06
 8, Chelsea Gray vs. #14/21 St. John's, 3-24-12

ALABAMA0-1

Home 0-0 • Away 0-1 • Neutral 0-0
 Mar. 18, 1995.....A...#13/15 Alabama 121, #20/22 Duke 120 (40T)

ALBANY1-0

Home 1-0 • Away 0-0 • Neutral 0-0
 Dec. 9, 2010H#5/4 Duke 83, Albany 48

AMERICAN1-0

Home 1-0 • Away 0-0 • Neutral 0-0
 Dec. 4, 1993H.....Duke 104, American 71

APPALACHIAN STATE10-4

Home 6-1 • Away 4-2 • Neutral 0-1
 Jan. 28, 1978.....A.....Appalachian St. 87, Duke 60
 Feb. 16, 1978.....H.....Appalachian St. 75, Duke 68
 Feb. 16, 1979.....A.....Appalachian St. 85, Duke 64
 Feb. 2, 1980.....H.....Duke 88, Appalachian St. 70
 Dec. 6, 1980.....H.....Duke 90, Appalachian St. 71
 Feb. 23, 1981.....A.....Duke 69, Appalachian St. 46
 Mar. 2, 1981.....N.....Appalachian St. 74, Duke 73 (OT)
 Jan. 30, 1982.....A.....Duke 75, Appalachian St. 60
 Feb. 19, 1982.....H.....Duke 85, Appalachian St. 73
 Feb. 25, 1983.....H.....Duke 89, Appalachian St. 51
 Dec. 6, 1986.....H.....Duke 84, Appalachian St. 66
 Nov. 28, 1989.....A.....Duke 73, Appalachian State 65
 Dec. 20, 1992.....H.....Duke 79, Appalachian State 76
 Dec. 8, 1993.....A.....Duke 79, Appalachian State 66

ARIZONA STATE1-0

Home 0-0 • Away 0-0 • Neutral 1-0
 Mar. 25, 2008.....N.....#9/10 Duke 67, Arizona State 59

ARKANSAS2-1

Home 1-0 • Away 0-0 • Neutral 1-1
 Mar. 23, 1998.....N.....Arkansas 77, #8/9 Duke 72
 Mar. 19, 2001.....H.....#5/5 Duke 75, Arkansas 54
 Nov. 30, 2002.....N.....#1/1 Duke 74, #17/15 Arkansas 72 (OT)

ARKANSAS STATE2-0

Home 1-0 • Away 0-0 • Neutral 1-0
 Dec. 17, 2000.....N.....#7/5 Duke 69, Arkansas State 45
 Nov. 25, 2005.....H.....#1/2 Duke 110, Arkansas State 56

AUBURN5-0

Home 3-0 • Away 2-0 • Neutral 0-0
 Nov. 30, 2003.....H.....#4/4 Duke 66, #25/-Auburn 57
 Dec. 31, 2004.....A.....#2/2 Duke 80, Auburn 61
 Nov. 27, 2005.....H.....#1/2 Duke 69, Auburn 37
 Nov. 18, 2010.....A.....#6/6 Duke 75, Auburn 62
 Nov. 18, 2012.....H.....#8/8 Duke 73, Auburn 5-

AUSTIN PEAY1-0

Home 0-0 • Away 0-0 • Neutral 1-0
 Mar. 22, 2009.....N.....#6/14 Duke 83, Austin Peay 42

BALL STATE2-0

Home 1-0 • Away 1-0 • Neutral 0-0
 Dec. 20, 2004.....A.....#3/3 Duke 81, Ball State 31
 Dec. 19, 2005.....H.....#2/2 Duke 110, Ball State 24

BAPTIST1-0

Home 0-0 • Away 0-0 • Neutral 1-0
 Dec. 11, 1982.....N.....Duke 86, Baptist 37

BAYLOR0-1

Home 0-0 • Away 0-0 • Neutral 0-1
 Mar. 29, 2010.....N.....#14/18 Baylor 51, #6/6 Duke 48

BOSTON COLLEGE10-2

Home 5-1 • Away 4-1 • Neutral 1-0
 Dec. 2, 1989.....H.....Duke 85, Boston College 64
 Nov. 17, 1999.....H...#20/21 Boston College 77, #22/22 Duke 70
 Nov. 22, 2000.....A.....#3/3 Duke 67, #-/24 Boston College 49
 Mar. 22, 2005.....N.....#7/8 Duke 70, #25/- Boston College 65
 Jan. 14, 2006.....A.....#2/2 Duke 66, #22/22 Boston College 52
 Feb. 15, 2007.....H.....#1/1 Duke 73, Boston College 52
 Feb. 7, 2008.....A.....#11/12 Duke 51, Boston College 41
 Feb. 2, 2009.....H.....#4/6 Duke 69, Boston College 58
 Feb. 4, 2010.....A.....Boston College 61, #6/6 Duke 57
 Feb. 13, 2011.....H.....#5/7 Duke 66, Boston College 53
 Feb. 9, 2012.....A.....#5/5 Duke 71, Boston College 62
 Jan. 6, 2013.....A.....#3/4 Duke 90, Boston College 53
 Jan. 27, 2013.....H.....#4/5 Duke 80, Boston College 56

BOSTON UNIVERSITY2-0

Home 1-0 • Away 0-0 • Neutral 1-0
 Jan. 2, 1988.....H.....#10/9 Duke 73, Boston University 58
 Dec. 30, 2006.....N.....#3/3 Duke 72, Boston University 42

BOWLING GREEN1-0

Home 0-0 • Away 0-0 • Neutral 1-0
 Dec. 19, 2006.....N.....#4/4 Duke 55, #25/21 Bowling Green 46

BRIGHAM YOUNG3-0

Home 2-0 • Away 1-0 • Neutral 0-0
 Jan. 10, 1987.....H.....#_/25 Duke 80, Brigham Young 60
 Nov. 13, 2010.....H.....#6/5 Duke 69, Brigham Young 54
 Nov. 11, 2011.....A.....#8/8 Duke 61, Brigham Young 55

BUCKNELL1-0

Home 1-0 • Away 0-0 • Neutral 0-0
 Dec. 21, 2007.....H.....#14/15 Duke 92, Bucknell 49

CALIFORNIA2-1

Home 1-0 • Away 1-1 • Neutral 0-0
 Dec. 27, 1987.....A.....#10/9 Duke 85, California 57
 Dec. 21, 1993.....A.....California 72, Duke 66
 Dec. 2, 2012.....H.....#4/4 Duke 77, #10/11 California 63

CAMPBELL3-5

Home 2-2 • Away 0-2 • Neutral 1-1
 Jan. 22, 1976.....A.....Campbell 73, Duke 55
 Feb. 3, 1976.....H.....Campbell 72, Duke 69
 Feb. 3, 1977.....A.....Campbell 78, Duke 63
 Feb. 19, 1977.....H.....Campbell 66, Duke 48
 Feb. 24, 1977.....N.....Campbell 61, Duke 50
 Jan. 16, 1982.....N.....Duke 83, Campbell 64
 Feb. 18, 1984.....H.....Duke 89, Campbell 64
 Mar. 18, 2000.....H.....#7/10 Duke 71, Campbell 42

CANISIUS1-0

Home 0-0 • Away 0-0 • Neutral 1-0
 Mar. 20, 2005.....N.....#7/8 Duke 80, Canisius 48

CATAWBA1-0

Home 1-0 • Away 0-0 • Neutral 0-0
 Jan. 10, 1979.....H.....Duke 82, Catawba 33

CHARLESTON SOUTHERN2-0

Home 2-0 • Away 0-0 • Neutral 0-0
 Dec. 21, 1994.....H.....Duke 101, Charleston Southern 57
 Dec. 16, 2002.....H.....#1/1 Duke 106, Charleston Southern 38

CHARLOTTE6-3

Home 4-0 • Away 2-3 • Neutral 0-0
 Jan. 31, 1976.....A.....UNC Charlotte 64, Duke 47
 Jan. 25, 1977.....H.....Duke 64, UNC Charlotte 60
 Feb. 4, 1978.....A.....UNC Charlotte 72, Duke 62

Dec. 4, 1982.....H.....Duke 78, UNC Charlotte 46
 Feb. 19, 1983.....A.....UNC Charlotte 73, Duke 66
 Feb. 14, 1990.....H.....Duke 65, UNC Charlotte 49
 Nov. 29, 2000.....H.....#3/3 Duke 78, UNC Charlotte 59
 Nov. 29, 2001.....A.....#14/12 Duke 64, UNC Charlotte 39
 Nov. 23, 2009.....H.....#10/5 Duke 57, UNC Charlotte 44
 Nov. 27, 2010.....A.....#6/6 Duke 61, Charlotte 55

CHEYNEY2-0

Home 1-0 • Away 0-0 • Neutral 1-0
 Nov. 26, 1985.....H.....Duke 98, Cheyney 66
 Dec. 28, 1985.....N.....Duke 100, Cheyney 56

CINCINNATI0-1

Home 0-0 • Away 0-1 • Neutral 0-0
 Jan. 2, 1981.....A.....Cincinnati 86, Duke 64

CLEMSON36-32

Home 20-9 • Away 14-16 • Neutral 2-7
 Jan. 11, 1978.....A.....Clemson 118, Duke 59
 Feb. 5, 1979.....H.....Clemson 94, Duke 58
 Feb. 8, 1979.....N.....Clemson 81, Duke 56
 Jan. 9, 1980.....A.....#18 Clemson 111, Duke 56
 Feb. 2, 1981.....H.....#20 Clemson 67, Duke 54
 Jan. 23, 1982.....A.....Clemson 84, Duke 59
 Dec. 1, 1982.....A.....Duke 72, Clemson 70
 Jan. 29, 1983.....H.....Duke 95, Clemson 81
 Mar. 4, 1983.....N.....Clemson 93, Duke 92 (OT)
 Dec. 6, 1983.....H.....#15 Clemson 78, Duke 72
 Jan. 17, 1984.....A.....#14 Clemson 79, Duke 73
 Dec. 31, 1984.....H.....Duke 84, Clemson 76
 Jan. 14, 1985.....A.....Duke 76, Clemson 70
 Mar. 1, 1985.....N.....Duke 81, Clemson 76
 Jan. 13, 1986.....A.....#20/_ Duke 93, Clemson 77
 Feb. 8, 1986.....H.....#17/25 Duke 80, Clemson 76
 Dec. 3, 1986.....H.....Duke 78, Clemson 72
 Feb. 9, 1987.....A.....Clemson 79, Duke 76
 Jan. 4, 1988.....H.....#9/9 Duke 68, Clemson 61
 Feb. 1, 1988.....A.....Clemson 78, #17/17 Duke 65
 Mar. 5, 1988.....N.....#-/25 Clemson 81, Duke 65
 Jan. 2, 1989.....A.....Clemson 69, #20/23 Duke 55
 Feb. 8, 1989.....H.....Clemson 71, Duke 50
 Jan. 29, 1990.....A.....Clemson 64, Duke 49
 Feb. 26, 1990.....H.....Clemson 65, Duke 60
 Mar. 3, 1990.....N.....Clemson 77, Duke 68
 Jan. 28, 1991.....A.....#20/20 Clemson 63, Duke 49
 Feb. 22, 1991.....H.....#24/- Clemson 67, Duke 59
 Mar. 2, 1991.....N.....Clemson 60, Duke 58
 Jan. 10, 1992.....H.....#15/15 Clemson 107, Duke 72
 Feb. 29, 1992.....A.....#19/18 Clemson 63, Duke 59
 Jan. 31, 1993.....A.....#21/18 Clemson 88, Duke 63
 Feb. 15, 1993.....H.....Duke 67, #-/21 Clemson 65
 Jan. 23, 1994.....A.....Duke 74, Clemson 67
 Jan. 28, 1994.....H.....Clemson 90, Duke 82
 Feb. 1, 1995.....A.....Clemson 78, #14/21 Duke 64
 Feb. 20, 1995.....H.....Clemson 88, #22/25 Duke 82 (OT)
 Mar. 3, 1995.....N.....#22/25 Duke 78, Clemson 71
 Jan. 31, 1996.....H.....#12/11 Duke 74, #17/18 Clemson 63
 Feb. 19, 1996.....A.....#12/13 Duke 75, #16/20 Clemson 65
 Mar. 3, 1996.....N.....#22/20 Clemson 71, #12/12 Duke 54
 Jan. 24, 1997.....H.....#24/20 Duke 70, #10/10 Clemson 61
 Feb. 16, 1997.....A.....#22/21 Clemson 72, #18/17 Duke 69
 Dec. 13, 1997.....A.....Clemson 72, #11/14 Duke 61
 Jan. 25, 1998.....H.....#24/23 Duke 78, #19/22 Clemson 59
 Jan. 14, 1999.....H.....#12/16 Duke 86, #16/12 Clemson 77
 Feb. 14, 1999.....A.....#19/19 Clemson 80, #7/7 Duke 75
 Feb. 28, 1999.....N.....#16 Clemson 76, #8/9 Duke 71
 Jan. 16, 2000.....H.....#11/8 Duke 60, Clemson 51
 Feb. 21, 2000.....A.....#14/#12 Duke 59, Clemson 44
 Dec. 9, 2000.....A.....Clemson 93, #3/3 Duke 75

Jan. 28, 2001.....H.....#4/4 Duke 92, #15/16 Clemson 42
 Jan. 10, 2002.....A.....#7/7 Duke 81, Clemson 58
 Feb. 10, 2002.....H.....#5/5 Duke 77, Clemson 69
 Jan. 6, 2003.....H.....#1/1 Duke 69, Clemson 53
 Feb. 6, 2003.....A.....#2/2 Duke 61, Clemson 49
 Feb. 2, 2004.....A.....#2/2 Duke 78, Clemson 60
 Feb. 27, 2004.....H.....#3/3 Duke 102, Clemson 45
 Feb. 17, 2005.....H.....#3/4 Duke 72, Clemson 48
 Jan. 26, 2006.....A.....#2/1 Duke 97, Clemson 65
 Feb. 5, 2007.....H.....#1/1 Duke 105, Clemson 53
 Feb. 13, 2008.....A.....#12/12 Duke 83, Clemson 54
 Feb. 13, 2009.....H.....#4/10 Duke 77, Clemson 53
 Jan. 7, 2010.....A.....#9/9 Duke 67, Clemson 41
 Jan. 26, 2011.....H.....#3/3 Duke 92, Clemson 37
 Jan. 27, 2012.....A.....#5/5 Duke 81, Clemson 37
 Jan. 10, 2013.....H.....#4/5 Duke 82, Clemson 45
 Jan. 24, 2013.....A.....#4/5 Duke 60, Clemson 46

CLEVELAND STATE.....1-0
Home 1-0 • Away 0-0 • Neutral 0-0
 Dec. 2, 1988.....H.....Duke 100, Cleveland State 60

COLLEGE OF CHARLESTON.....1-0
Home 1-0 • Away 0-0 • Neutral 0-0
 Dec. 18, 1990.....H.....Duke 82, College of Charleston 54

COLORADO.....0-1
Home 0-1 • Away 0-0 • Neutral 0-0
 Jan. 5, 1980.....H.....#18 Colorado 78, Duke 64

COLORADO STATE.....1-0
Home 1-0 • Away 0-0 • Neutral 0-0
 Dec. 22, 2005.....H.....#2/2 Duke 99, Colorado State 52

CONNECTICUT.....3-9
Home 0-4 • Away 1-2 • Neutral 2-3
 Jan. 11, 1980.....H.....Connecticut 81, Duke 69
 Dec. 9, 1988.....N.....Duke 83, Connecticut 69
 Nov. 13, 1998.....A.....#3/3 Connecticut 104, #4/4 Duke 74
 Feb. 1, 2003.....H.....#2/2 Connecticut 77, #1/1 Duke 65
 Jan. 3, 2004.....A.....#4/4 Duke 68, #1/1 Connecticut 67
 Mar. 28, 2006.....N.....#4/4 Duke 63, #8/8 Connecticut 61 (OT)
 Nov. 25, 2007.....N.....#2/2 Connecticut 74, #9/8 Duke 48
 Jan. 18, 2010.....H.....#1/1 Connecticut 81, #7/7 Duke 48
 Jan. 31, 2011.....A.....#2/2 Connecticut 87, #3/3 Duke 51
 Mar. 29, 2011.....N.....#1/1 Connecticut 75, #6/6 Duke 40
 Jan. 30, 2012.....H.....#3/3 Connecticut 61, #5/5 Duke 45
 Jan. 21, 2013.....A.....#3/2 Connecticut 79, #4/4 Duke 49

CSU-BAKERSFIELD.....1-0
Home 0-0 • Away 0-0 • Neutral 1-0
 Dec. 21, 2012.....N.....#4/4 Duke 97, CSU-Bakersfield 63

DARTMOUTH.....1-0
Home 0-0 • Away 1-0 • Neutral 0-0
 Dec. 29, 2006.....A.....#3/3 Duke 77, Dartmouth 40

DAYTON.....0-1
Home 0-0 • Away 0-1 • Neutral 0-0
 Jan. 3, 1981.....A.....Dayton 99, Duke 78

DAVIDSON.....3-1
Home 3-0 • Away 0-1 • Neutral 0-0
 Feb. 20, 1978.....A.....Davidson 62, Duke 61
 Feb. 12, 1979.....H.....Duke 78, Davidson 25
 Nov. 24, 2001.....H.....#9/7 Duke 107, Davidson 58
 Nov. 12, 2004.....H.....#6/6 Duke 89, Davidson 69

DELAWARE.....1-0
Home 1-0 • Away 0-0 • Neutral 0-0
 Dec. 2, 1995.....H.....#19/20 Duke 95, Delaware 50

DENVER.....1-0
Home 0-0 • Away 1-0 • Neutral 0-0
 Nov. 11, 2007.....A.....#10/9 Duke 57, Denver 37

DEPAUL.....2-1
Home 0-0 • Away 0-1 • Neutral 2-0
 Nov. 29, 1986.....A.....DePaul 78, #-/22 Duke 72
 Mar. 14, 1997.....N.....Duke 70, DePaul 56
 Mar. 27, 2011.....N.....#6/6 Duke 70, #10/12 DePaul 63

DETROIT.....2-0
Home 0-0 • Away 0-0 • Neutral 2-0
 Dec. 20, 1993.....N.....Duke 94, Detroit 82
 Dec. 27, 2002.....N.....Duke 92, Detroit 52

DETROIT MERCY.....2-0
Home 1-0 • Away 0-0 • Neutral 1-0
 Nov. 28, 1997.....N.....#1/1 Duke 87, Detroit 65
 Dec. 27, 2002.....H.....#1/1 Duke 92, Detroit 52

DRAKE.....1-0
Home 0-0 • Away 0-0 • Neutral 1-0
 Dec. 27, 1992.....N.....Duke 71, Drake 58

DUQUESNE.....1-0
Home 1-0 • Away 0-0 • Neutral 0-0
 Nov. 25, 2000.....H.....#3/3 Duke 97, Duquesne 66

EAST CAROLINA.....6-9
Home 4-3 • Away 2-3 • Neutral 0-3
 Jan. 20, 1976.....H.....East Carolina 72, Duke 31
 Dec. 3, 1977.....A.....East Carolina 80, Duke 55
 Feb. 6, 1978.....H.....East Carolina 70, Duke 66
 Mar. 2, 1978.....N.....East Carolina 87, Duke 47
 Dec. 2, 1978.....A.....East Carolina 81, Duke 66
 Feb. 22, 1979.....N.....East Carolina 69, Duke 46
 Dec. 1, 1979.....H.....Duke 76, East Carolina 75
 Feb. 23, 1980.....N.....East Carolina 99, Duke 65
 Jan. 19, 1981.....A.....East Carolina 79, Duke 69
 Feb. 16, 1982.....H.....East Carolina 79, Duke 57
 Jan. 2, 1987.....H.....Duke 84, East Carolina 70
 Dec. 12, 1987.....A.....#14/13 Duke 68, East Carolina 49
 Nov. 30, 1988.....H.....Duke 93, East Carolina 60
 Jan. 5, 1994.....A.....Duke 110, East Carolina 69
 Nov. 22, 2002.....H.....#1/1 Duke 108, East Carolina 46

EAST TENNESSEE STATE.....5-0
Home 3-0 • Away 0-1 • Neutral 1-0
 Mar. 12, 1982.....A.....Duke 74, East Tennessee St. 73 (OT)
 Dec. 10, 1987.....H.....#14/13 Duke 86, East Tennessee State 48
 Nov. 29, 1990.....H.....Duke 85, East Tennessee State 55
 Nov. 23, 1991.....A.....Duke 104, East Tennessee State 71
 Dec. 8, 1992.....H.....Duke 114, East Tennessee State 74

EASTERN KENTUCKY.....1-1
Home 1-0 • Away 0-1 • Neutral 0-0
 Nov. 26, 1982.....H.....Duke 74, Eastern Kentucky 57
 Dec. 3, 1983.....A.....Eastern Kentucky 46, Duke 44

EASTERN WASHINGTON.....1-0
Home 0-0 • Away 0-0 • Neutral 1-0
 Nov. 25, 1988.....N.....Duke 79, Eastern Washington 57

ELON COLLEGE.....3-4
Home 3-2 • Away 0-2 • Neutral 0-0
 Feb. 7, 1976.....A.....Elon College 82, Duke 43
 Feb. 14, 1976.....H.....Elon College 50, Duke 47
 Jan. 21, 1977.....H.....Elon College 48, Duke 47
 Feb. 21, 1977.....A.....Elon College 74, Duke 38
 Dec. 2, 1999.....H.....#22/19 Duke 101, Elon College 44
 Nov. 16, 2001.....H.....#9/7 Duke 102, Elon College 52
 Nov. 21, 2003.....H.....#4/4 Duke 108, Elon College 26

FAIRFIELD.....2-0
Home 1-0 • Away 0-0 • Neutral 1-0
 Nov. 30, 1991.....N.....Duke 75, Fairfield 68
 Nov. 22, 2005.....H.....#1/2 Duke 110, Fairfield 44

FLORIDA.....2-1
Home 0-0 • Away 0-1 • Neutral 2-0
 Nov. 28, 1986.....N.....#-/22 Duke 76, Florida 74
 Dec. 29, 1997.....A.....#12/15 Florida 70, Duke 63
 Mar. 21, 1998.....N.....#8/9 Duke 71, #13/12 Florida 58

FLORIDA A&M.....1-0
Home 1-0 • Away 0-0 • Neutral 0-0
 Nov. 27, 1999.....H.....#-/25 Duke 93, Florida A&M 38

FLORIDA INTERNATIONAL.....1-1
Home 1-0 • Away 0-0 • Neutral 0-1
 Jan. 1, 1984.....N.....Florida International 83, Duke 56
 Dec. 18, 2002.....H.....#1/1 Duke 106, Florida International 58

FLORIDA STATE.....35-8
Home 16-3 • Away 12-5 • Neutral 7-0
 Jan. 21, 1992.....A.....Florida State 67, Duke 55
 Feb. 8, 1992.....H.....Florida State 61, Duke 53
 Jan. 3, 1993.....H.....Florida State 84, Duke 72
 Feb. 28, 1993.....A.....Florida State 74, Duke 67
 Jan. 16, 1994.....H.....Duke 66, Florida State 60
 Feb. 25, 1994.....A.....Florida State 78, Duke 73
 Dec. 7, 1994.....H.....Duke 84, Florida State 68
 Jan. 28, 1995.....A.....#21/- Duke 75, Florida State 71
 Dec. 6, 1995.....H.....#17/17 Duke 92, Florida State 30
 Jan. 27, 1996.....A.....#12/17 Duke 61, Florida State 47
 Jan. 3, 1997.....A.....#16/17 Duke 87, Florida State 46
 Feb. 2, 1997.....A.....#22/21 Duke 77, Florida State 70
 Jan. 16, 1998.....H.....#25/20 Duke 96, Florida State 76
 Feb. 15, 1998.....A.....#13/14 Duke 79, Florida State 67
 Dec. 2, 1998.....H.....#16/16 Duke 91, Florida State 72
 Jan. 25, 1999.....A.....#9/13 Duke 92, Florida State 75
 Feb. 26, 1999.....N.....#8/9 Duke 90, Florida State 57
 Jan. 24, 2000.....A.....#9/8 Duke 59, Florida State 54
 Feb. 24, 2000.....H.....#9/9 Duke 87, Florida State 52
 Mar. 4, 2000.....N.....#12/10 Duke 92, Florida State 65
 Jan. 8, 2001.....A.....#5/5 Duke 73, Florida State 60
 Feb. 8, 2001.....H.....Florida State 71, #4/4 Duke 69
 Mar. 4, 2001.....N.....#4/4 Duke 72, Florida State 56
 Jan. 27, 2002.....A.....#5/6 Duke 102, Florida State 80
 Feb. 21, 2002.....H.....#5/5 Duke 88, Florida State 55
 Mar. 1, 2002.....N.....#3/3 Duke 82, Florida State 66
 Jan. 26, 2003.....H.....#1/1 Duke 81, Florida State 63
 Feb. 27, 2003.....A.....#2/2 Duke 70, Florida State 49
 Jan. 5, 2004.....H.....#1/4 Duke 79, Florida State 66
 Feb. 4, 2004.....A.....Florida State 80, #2/2 Duke 74
 Feb. 6, 2005.....H.....#3/4 Duke 75, #24/24 Florida State 64
 Jan. 5, 2006.....H.....#2/2 Duke 87, Florida State 68
 Jan. 25, 2007.....A.....#1/1 Duke 73, Florida State 60
 Jan. 11, 2008.....H.....#12/13 Duke 70, Florida State 38
 Mar. 7, 2008.....N.....#12/11 Duke 81, Florida State 67
 Jan. 29, 2009.....A.....#18/20 Florida State 82, #3/6 Duke 75 (OT)
 Mar. 7, 2009.....N.....#8/10 Duke 75, #12/13 Florida State 57
 Jan. 29, 2010.....H.....#7/7 Duke 73, #13/14 Florida State 43

Jan. 14, 2011.....A.....#3/3 Duke 87, #21/15 Florida State 70
 Jan. 13, 2012.....H.....#7/6 Duke 73, Florida State 66
 Feb. 12, 2012.....A.....#5/5 Duke 67, Florida State 57
 Feb. 22, 2013.....H.....#5/4 Duke 61, #19/20 Florida State 50
 Mar. 9, 2013.....N.....#6/6 Duke 72, #23/23 Florida State 66

FURMAN.....4-0
Home 1-0 • Away 1-0 • Neutral 2-0

Dec. 3, 1979.....A.....Duke 90, Furman 56
 Feb. 7, 1981.....H.....Duke 89, Furman 48
 Dec. 10, 1982.....N.....Duke 88, Furman 51
 Nov. 23, 1984.....N.....Duke 103, Furman 66

GARDNER-WEBB.....1-0
Home 0-0 • Away 0-0 • Neutral 1-0

Nov. 25, 2011.....N.....#7/6 Duke 97, George Mason 31

GEORGE MASON.....4-0
Home 2-0 • Away 2-0 • Neutral 0-0

Nov. 29, 1980.....A.....Duke 86, George Mason 50
 Nov. 30, 1985.....N.....Duke 85, George Mason 66
 Dec. 28, 1999.....H.....#17/15 Duke 95, George Mason 56
 Dec. 3, 2000.....A.....#3/3 Duke 88, George Mason 69

GEORGE WASHINGTON.....1-1
Home 1-0 • Away 0-0 • Neutral 0-1

Nov. 20, 1981.....H.....Duke 82, George Washington 45
 Dec. 29, 1996.....N.....George Washington 54, #13/13 Duke 48

GEORGETOWN.....4-0
Home 1-0 • Away 1-0 • Neutral 2-0

Dec. 20, 1984.....N.....Duke 84, Georgetown 49
 Nov. 25, 1990.....N.....Duke 80, Georgetown 68
 Dec. 30, 1999.....H.....#15/11 Duke 68, Georgetown 53
 Dec. 8, 2001.....A.....#11/9 Duke 89, Georgetown 54

GEORGIA.....3-0
Home 0-0 • Away 0-0 • Neutral 3-0

Mar. 26, 1999.....N.....#10/11 Duke 81, #12/12 Georgia 69
 Mar. 29, 2003.....N.....#2/1 Duke 66, #19/20 Georgia 63
 Mar. 26, 2005.....N.....#7/8 Duke 63, #20/20 Georgia 57

GEORGIA SOUTHERN.....2-1
Home 1-0 • Away 0-0 • Neutral 1-1

Jan. 9, 1982.....N.....Georgia Southern 64, Duke 58
 Dec. 21, 1984.....N.....Duke 71, Georgia Southern 65
 Nov. 19, 2009.....H.....#11/5 Duke 69, Georgia Southern 42

GEORGIA STATE.....1-1
Home 0-0 • Away 0-0 • Neutral 1-1

Jan. 12, 1980.....N.....Georgia State 68, Duke 57
 Mar. 23, 2003.....N.....#2/1 Duke 66, Georgia State 48

GEORGIA TECH.....57-7
Home 27-2 • Away 24-5 • Neutral 5-0

Jan. 13, 1979.....H.....Duke 70, Georgia Tech 55
 Jan. 21, 1980.....A.....Duke 72, Georgia Tech 71
 Feb. 6, 1981.....H.....Duke 74, Georgia Tech 51
 Nov. 27, 1981.....H.....Duke 62, Georgia Tech 50
 Feb. 6, 1982.....A.....Georgia Tech 64, Duke 61
 Jan. 3, 1983.....A.....Duke 55, Georgia Tech 43
 Jan. 31, 1983.....H.....Duke 80, Georgia Tech 40
 Jan. 7, 1984.....A.....Duke 74, Georgia Tech 72
 Feb. 11, 1984.....H.....Duke 69, Georgia Tech 61
 Jan. 12, 1985.....A.....Duke 65, Georgia Tech 58
 Jan. 25, 1985.....H.....Duke 75, Georgia Tech 67
 Jan. 11, 1986.....A.....Duke 78, Georgia Tech 69
 Jan. 25, 1986.....H.....#18/-- Duke 77, Georgia Tech 61
 Jan. 26, 1987.....H.....Duke 85, Georgia Tech 66

Feb. 7, 1987.....A.....Duke 86, Georgia Tech 72
 Jan. 15, 1988.....H.....#11/11 Duke 77, Georgia Tech 71 (OT)
 Jan. 30, 1988.....A.....#17/17 Duke 80, Georgia Tech 71
 Jan. 28, 1989.....H.....Georgia Tech 97, Duke 94 (OT)
 Feb. 25, 1989.....A.....Duke 78, Georgia Tech 71

Jan. 13, 1990.....H.....Duke 72, Georgia Tech 68
 Jan. 27, 1990.....A.....Georgia Tech 78, Duke 74
 Jan. 26, 1991.....A.....Duke 93, Georgia Tech 79
 Feb. 24, 1991.....H.....Duke 89, Georgia Tech 76
 Jan. 3, 1992.....H.....Duke 80, Georgia Tech 76
 Mar. 2, 1992.....A.....Georgia Tech 75, Duke 53

Jan. 29, 1993.....H.....Georgia Tech 86, Duke 80 (OT)
 Feb. 26, 1993.....A.....Georgia Tech 72, Duke 67
 Jan. 14, 1994.....H.....Duke 77, Georgia Tech 59
 Feb. 27, 1994.....A.....Georgia Tech 61, Duke 56
 Jan. 18, 1995.....A.....#25/-- Duke 80, Georgia Tech 71
 Feb. 18, 1995.....H.....#22/25 Duke 77, Georgia Tech 68

Jan. 17, 1996.....H.....#13/16 Duke 78, Georgia Tech 66
 Feb. 17, 1996.....A.....#14/13 Duke 70, Georgia Tech 55
 Dec. 12, 1996.....H.....#17/16 Duke 74, Georgia Tech 65
 Jan. 27, 1997.....A.....#22/21 Duke 83, Georgia Tech 58
 Jan. 4, 1998.....H.....#23/22 Duke 87, Georgia Tech 56
 Feb. 5, 1998.....A.....#14/16 Duke 58, Georgia Tech 55

Feb. 27, 1998.....N.....#8/10 Duke 100, Georgia Tech 56
 Jan. 7, 1999.....H.....#13/17 Duke 113, Georgia Tech 46
 Feb. 7, 1999.....A.....#9/11 Duke 74, Georgia Tech 73
 Jan. 9, 2000.....A.....#14/10 Duke 64, Georgia Tech 45
 Feb. 11, 2000.....H.....#14/12 Duke 83, Georgia Tech 51
 Mar. 5, 2000.....N.....#12/10 Duke 77, Georgia Tech 56

Jan. 11, 2001.....H.....#5/5 Duke 86, Georgia Tech 83
 Feb. 12, 2001.....A.....#4/4 Duke 74, Georgia Tech 54
 Dec. 30, 2001.....A.....#9/9 Duke 76, Georgia Tech 60
 Jan. 31, 2002.....H.....#5/5 Duke 86, Georgia Tech 50
 Jan. 13, 2003.....A.....#1/1 Duke 79, Georgia Tech 59
 Feb. 13, 2003.....H.....#2/2 Duke 82, Georgia Tech 43

Mar. 9, 2003.....N.....#2/2 Duke 76, Georgia Tech 52
 Jan. 8, 2004.....A.....#1/2 Duke 77, Georgia Tech 45
 Feb. 7, 2004.....H.....#2/2 Duke 81, Georgia Tech 41
 Jan. 17, 2005.....H.....#1/1 Duke 82, Georgia Tech 59
 Feb. 20, 2005.....A.....#3/4 Duke 73, Georgia Tech 55
 Jan. 11, 2006.....A.....#2/2 Duke 67, Georgia Tech 59

Jan. 10, 2007.....H.....#3/3 Duke 83, Georgia Tech 51
 Jan. 24, 2008.....A.....#10/10 Duke 73, #23/23 Georgia Tech 47
 Jan. 25, 2009.....H.....#4/8 Duke 60, Georgia Tech 34
 Feb. 19, 2010.....A.....#8/7 Duke 64, #19/-- Georgia Tech 50
 Mar. 6, 2010.....N.....#9/8 Duke 67, Georgia Tech 55
 Jan. 21, 2011.....H.....#3/3 Duke 69, Georgia Tech 32

Mar. 5, 2011.....N.....#8/7 Duke 74, Georgia Tech 66
 Jan. 18, 2012.....A.....#5/5 Duke 79, Georgia Tech 62
 Dec. 6, 2012.....H.....#434 Duke 85, Georgia Tech 52

GUILFORD.....2-0
Home 1-0 • Away 1-0 • Neutral 0-0

Dec. 4, 1978.....H.....Duke 82, Guilford 48
 Feb. 19, 1980.....A.....Duke 82, Guilford 69

HAMPTON.....5-0
Home 2-0 • Away 0-0 • Neutral 3-0

Dec. 8, 1998.....N.....#16/15 Duke 83, Hampton 47
 Nov. 28, 2002.....N.....#1/1 Duke 71, Hampton 34
 Dec. 28, 2003.....N.....#4/4 Duke 90, Hampton 59
 Mar. 20, 2010.....H.....#6/6 Duke 72, Hampton 37
 Mar. 24, 2013.....H.....#5/5 Duke 67, Hampton 51

HARTFORD.....0-1
Home 0-0 • Away 0-0 • Neutral 0-1

Nov. 21, 2008.....N.....Hartford 53, #6/5 Duke 51

HARVARD.....3-0
Home 2-0 • Away 1-0 • Neutral 0-0

Dec. 21, 1987.....H.....#10/13 Duke 86, Harvard 61
 Dec. 1, 1990.....H.....Duke 90, Harvard 76
 Dec. 1, 1991.....A.....Duke 86, Harvard 63

HOFSTRA.....2-0
Home 0-0 • Away 1-0 • Neutral 1-0

Dec. 27, 1986.....A.....Duke 82, Hofstra 69
 Dec. 28, 1989.....N.....Duke 86, Hofstra 48

HOLY CROSS.....4-0
Home 2-0 • Away 1-0 • Neutral 1-0

Mar. 13, 1999.....H.....#10/11 Duke 79, Holy Cross 51
 Jan. 4, 2005.....H.....#2/2 Duke 101, Holy Cross 42
 Jan. 16, 2006.....A.....#2/2 Duke 84, Holy Cross 36
 Mar. 18, 2007.....N.....#1/1 Duke 81, Holy Cross 44

HOUSTON.....2-0
Home 1-0 • Away 1-0 • Neutral 0-0

Nov. 19, 2006.....H.....#6/5 Duke 81, Houston 35
 Dec. 28, 2007.....A.....#13/14 Duke 84, Houston 68

HOUSTON BAPTIST.....1-0
Home 0-0 • Away 1-0 • Neutral 0-0

Nov. 13, 2009.....A.....#6/6 Duke 104, Houston Baptist 35

HOWARD.....2-0
Home 2-0 • Away 0-0 • Neutral 0-0

Nov. 30, 1987.....A.....#18/18 Duke 83, Howard 71
 Dec. 6, 2002.....A.....#1/1 Duke 128, Howard 53

ILLINOIS.....0-3
Home 0-0 • Away 0-1 • Neutral 0-2

Nov. 25, 1989.....N.....Illinois 68, Duke 63
 Mar. 16, 1997.....A.....#16/19 Illinois 85, Duke 67
 Nov. 30, 1997.....N.....#8/8 Illinois 77, Duke 65

ILLINOIS STATE.....1-0
Home 1-0 • Away 0-0 • Neutral 0-0

Nov. 30, 1996.....H.....#16/17 Duke 85, Illinois State 58

IONA.....1-0
Home 1-0 • Away 0-0 • Neutral 0-0

Nov. 18, 2012.....H.....#3/3 Duke 100, Iona 31

IOWA.....1-0
Home 1-0 • Away 0-0 • Neutral 0-0

Dec. 4, 2008.....H.....#12/14 Duke 71, Iowa 47

IOWA STATE.....2-0
Home 1-0 • Away 0-0 • Neutral 1-0

Dec. 30, 2000.....H.....#6/5 Duke 81, #5/6 Iowa State 63
 Dec. 29, 2002.....N.....#1/1 Duke 88, Iowa State 59

INDIANA STATE.....2-0
Home 2-0 • Away 0-0 • Neutral 0-0

Dec. 30, 1985.....H.....Duke 94, Indiana State 40
 Dec. 4, 1994.....H.....Duke 100, Indiana State 66

JACKSONVILLE STATE.....1-0
Home 1-0 • Away 0-0 • Neutral 0-0

Dec. 15, 2004.....H.....#3/4 Duke 99, Jacksonville State 36

JAMES MADISON.....6-1
Home 4-0 • Away 1-0 • Neutral 1-1

Jan. 15 1982.....N.....James Madison 76, Duke 75
 Mar. 9, 1982.....H.....Duke 63, James Madison 60
 Dec. 3, 1988.....H.....Duke 80, James Madison 79
 Dec. 28, 1994.....N.....Duke 75, James Madison 63

Mar. 16, 1996..... H..... #13/13 Duke 85, James Madison 53
 Dec. 18, 2009..... H..... #7/8 Duke 79, #24/25 James Madison 65
 Nov. 30, 2010..... A..... #5/5 Duke 75, James Madison 58

KANSAS STATE 1-0
Home 0-0 • Away 0-0 • Neutral 1-0
 Nov. 27, 2004..... N..... #3/3 Duke 63, #16/16 Kansas State 51

KENT STATE 2-0
Home 0-0 • Away 0-0 • Neutral 2-0
 Dec. 29, 1991..... N..... Duke 84, Kent State 79
 Dec. 28, 1997..... N..... #23/22 Duke 69, Kent State 57

KENTUCKY 3-1
Home 1-0 • Away 0-1 • Neutral 2-0
 Dec. 30, 1986..... N..... Duke 68, Kentucky 63
 Dec. 29, 1995..... N..... #16/16 Duke 73, Kentucky 54
 Jan. 4, 2011..... H..... #3/3 Duke 54, #10/10 Kentucky 48
 Dec. 8, 2012..... A..... #10/10 Kentucky 72, #6/5 Duke 65

LASALLE 0-1
Home 0-0 • Away 0-1 • Neutral 0-0
 Nov. 22, 1980..... A..... LaSalle 91, Duke 74

LIBERTY 3-0
Home 2-0 • Away 0-0 • Neutral 1-0
 Dec. 21, 1999..... N..... #18/15 Duke 66, Liberty 45
 Dec. 20, 2001..... H..... #9/9 Duke 95, Liberty 53
 Dec. 12, 2004..... H..... #3/4 Duke 83, Liberty 48

LOUISIANA STATE 3-2
Home 1-0 • Away 0-0 • Neutral 2-2
 Mar. 25, 2000..... N... #15/12 Louisiana State 79, #7/10 Duke 66
 Nov. 11, 2000..... N..... #5/5 Duke 56, #7/8 Louisiana State 45
 Mar. 28, 2005..... N..... #2/4 Louisiana State 59, #7/8 Duke 49
 Apr. 2, 2006..... N..... #4/4 Duke 84, #5/5 Louisiana State 45
 Mar. 22, 2010..... H..... #6/6 Duke 60, #21/-- Louisiana State 52

LOUISIANA TECH 2-0
Home 0-0 • Away 0-0 • Neutral 2-0
 Dec. 2, 2001..... N..... #14/12 Duke 76, #6/5 Louisiana Tech 64
 Mar. 28, 2004..... N..... #1/1 Duke 63, #7/5 Louisiana Tech 49

LOUISVILLE 1-1
Home 1-0 • Away 0-0 • Neutral 0-1
 Nov. 24, 1990..... N..... Louisville 73, Duke 66
 Mar. 16, 1998..... H..... #8/9 Duke 69, Louisville 53

LOYOLA (MARYLAND) 3-0
Home 2-0 • Away 1-0 • Neutral 0-0
 Feb. 5, 1992..... H..... Duke 109, Loyola 59
 Jan. 6, 1993..... H..... Duke 61, Loyola 52
 Nov. 29, 1993..... A..... Duke 76, Loyola 67

LOYOLA MARYMOUNT 1-0
Home 0-0 • Away 1-0 • Neutral 0-0
 Dec. 29, 2003..... A..... #4/4 Duke 81, Loyola Marymount 53

MAINE 2-0
Home 1-0 • Away 1-0 • Neutral 0-0
 Nov. 16, 2008..... H..... #8/8 Duke 98, Maine 31
 Dec. 21, 2009..... A..... #8/8 Duke 75, Maine 34

MANHATTAN 5-1
Home 4-0 • Away 1-1 • Neutral 0-0
 Jan. 8, 1981..... H..... Duke 74, Manhattan 54
 Jan. 6, 1983..... A..... Manhattan 69, Duke 64
 Mar. 11, 1987..... H..... Duke 70, Manhattan 55
 Jan. 1, 1995..... H..... Duke 101, Manhattan 71
 Dec. 20, 1995..... A..... #16/18 Duke 73, Manhattan 61

Dec. 21, 1996..... H..... #15/14 Duke 85, Manhattan 36

MARIST 2-0
Home 1-0 • Away 0-0 • Neutral 1-0
 Nov. 17, 2006..... H..... #6/5 Duke 71, Marist 50
 Mar. 21, 2011..... N..... #6/6 Duke 71, #19/17 Marist 66

MARQUETTE 3-0
Home 2-0 • Away 0-0 • Neutral 1-0
 Nov. 29, 1998..... H..... #20/15 Duke 91, Marquette 60
 Mar. 23, 2004..... H..... #1/1 Duke 76, Marquette 67
 Nov. 27, 2009..... N..... #10/12 Duke 74, Marquette 43

MARSHALL 0-1
Home 0-1 • Away 0-0 • Neutral 0-0
 Nov. 21, 1981..... H..... Marshall 58, Duke 57

MARS HILL 2-0
Home 2-0 • Away 0-0 • Neutral 0-0
 Nov. 27, 1983..... H..... Duke 90, Mars Hill 47
 Nov. 28, 1984..... H..... Duke 93, Mars Hill 60

MARYLAND 39-39
Home 21-13 • Away 14-19 • Neutral 4-7
 Jan. 14, 1978..... H..... #7 Maryland 117, Duke 47
 Feb. 9, 1978..... N..... #7 Maryland 103, Duke 39
 Jan. 18, 1979..... H..... #3 Maryland 82, Duke 55
 Jan. 18, 1980..... H..... #15 Maryland 82, Duke 63
 Jan. 10, 1981..... A..... #17 Maryland 85, Duke 68
 Feb. 12, 1981..... N..... #12 Maryland 72, Duke 49
 Jan. 3, 1982..... H..... #12 Maryland 65, Duke 52
 Jan. 18, 1983..... H..... #3 Maryland 72, Duke 49
 Feb. 13, 1983..... A..... #8 Maryland 69, Duke 68
 Dec. 10, 1983..... A..... #8 Maryland 81, Duke 54
 Feb. 8, 1984..... H..... #17 Maryland 64, Duke 63
 Dec. 8, 1984..... H..... Duke 68, Maryland 58
 Feb. 6, 1985..... A..... Duke 63, Maryland 60
 Dec. 7, 1985..... A..... Maryland 74, Duke 60
 Feb. 22, 1986..... H..... Maryland 72, #18/21 Duke 67
 Dec. 12, 1986..... A..... #16/17 Maryland 65, Duke 64
 Jan. 17, 1987..... H..... #11/11 Duke 70, #--/22 Maryland 63
 Feb. 28, 1987..... N..... Maryland 64, Duke 62
 Jan. 9, 1988..... A..... #15/14 Maryland 83, #9/8 Duke 73
 Feb. 13, 1988..... H..... Duke 81, #11/12 Maryland 73
 Jan. 14, 1989..... H..... #8/8 Maryland 87, #--/23 Duke 86
 Feb. 4, 1989..... A..... #6/4 Maryland 100, Duke 64
 Jan. 5, 1990..... A..... Maryland 68, Duke 60
 Feb. 18, 1990..... H..... Maryland 62, Duke 58
 Jan. 21, 1991..... H..... Maryland 74, Duke 63
 Feb. 1, 1991..... A..... Duke 45, Maryland 44
 Jan. 24, 1992..... H..... #1/1 Maryland 80, Duke 54
 Feb. 22, 1992..... A..... #4/5 Maryland 74, Duke 69
 Jan. 16, 1993..... H..... #3/9 Maryland 82, Duke 51
 Feb. 5, 1993..... A..... #7/9 Maryland 71, Duke 90
 Feb. 5, 1994..... A..... Maryland 67, Duke 50
 Feb. 18, 1994..... H..... Duke 62, Maryland 60
 Mar. 5, 1994..... N..... Maryland 60, Duke 45
 Jan. 8, 1995..... A..... Duke 80, Maryland 62
 Feb. 7, 1995..... H..... #21/ 25 Duke 67, Maryland 53
 Jan. 11, 1996..... H..... #16/16 Duke 57, Maryland 53
 Feb. 5, 1996..... A..... Maryland 63, #14/11 Duke 52
 Jan. 12, 1997..... A..... Maryland 68, #14/14 Duke 64
 Feb. 9, 1997..... H..... #20/20 Duke 66, Maryland 57
 Feb. 28, 1997..... N..... #25/22 Duke 60, Maryland 52 (OT)
 Dec. 22, 1997..... H..... #23/18 Duke 65, Maryland 48
 Jan. 30, 1998..... A..... Maryland 54, #13/15 Duke 53
 Jan. 2, 1999..... A..... #17/19 Duke 90, Maryland 61
 Feb. 1, 1999..... H..... #9/11 Duke 72, Maryland 54
 Jan. 3, 2000..... A..... #15/11 Duke 79, Maryland 61

Feb. 3, 2000..... H..... Maryland 63, #12/10 Duke 62
 Jan. 14, 2001..... A..... #5/5 Duke 75, Maryland 64
 Feb. 15, 2001..... H..... #4/4 Duke 75, Maryland 54
 Jan. 2, 2002..... H..... #11/10 Duke 90, Maryland 74
 Feb. 2, 2002..... A..... #5/5 Duke 66, Maryland 55
 Jan. 23, 2003..... H..... #1/1 Duke 101, Maryland 52
 Feb. 24, 2003..... A..... #2/2 Duke 97, Maryland 55
 Jan. 22, 2004..... H..... #1/1 Duke 78, Maryland 48
 Feb. 22, 2004..... A..... #4/4 Duke 72, Maryland 59
 Mar. 7, 2004..... N..... #1/1 Duke 70, Maryland 63
 Jan. 27, 2005..... H..... #3/4 Duke 60, #20/22 Maryland 57
 Feb. 13, 2005..... A..... #3/4 Duke 60, #19/21 Maryland 49
 Mar. 6, 2005..... N..... #6/6 Duke 74, #25/-- Maryland 44
 Jan. 8, 2006..... A..... #2/2 Duke 86, #6/6 Maryland 68
 Feb. 13, 2006..... H..... #1/2 Duke 90, #4/6 Maryland 80
 Mar. 4, 2006..... N..... #4/4 Maryland 78, #2/2 Duke 70
 Apr. 4, 2006..... N..... #3/3 Maryland 78 (OT), #4/4 Duke 75
 Jan. 12, 2007..... H..... #3/3 Duke 81, #1/1 Maryland 62
 Feb. 18, 2007..... A..... #1/1 Duke 69, #6/6 Maryland 57
 Jan. 14, 2008..... A..... #4/4 Maryland 85, #10/13 Duke 70
 Feb. 17, 2008..... A..... #4/5 Maryland 76, #12/12 Duke 69
 Mar. 8, 2008..... H..... #12/11 Duke 74, # 5/4 Maryland 63
 Feb. 22, 2009..... A..... #9/7 Maryland 77, #7 Duke 59
 Mar. 8, 2009..... N..... #4/4 Maryland 92, Duke 89 (OT)
 Jan. 24, 2010..... A..... #6/7 Duke 58, Maryland 57
 Feb. 21, 2010..... H..... #8/7 Duke 71, Maryland 59
 Mar. 5, 2010..... N..... #9/8 Duke 66, Maryland 64
 Jan. 6, 2011..... H..... #3/3 Duke 71, #14/15 Maryland 64
 Feb. 17, 2011..... A..... #16/17 Maryland 69, #7/7 Duke 47
 Jan. 22, 2012..... H..... #5/5 Duke 80, #8/7 Maryland 72
 Feb. 19, 2012..... A..... 8/7 Maryland 63, #5/5 Duke 61
 Feb. 11, 2013..... H..... #5/4 Duke 71, #7/7 Maryland 56
 Feb. 24, 2013..... A..... #5/4 Duke 75, #8/8 Maryland 59

MCNEESE STATE 1-0
Home 1-0 • Away 0-0 • Neutral 0-0
 Dec. 11, 1993..... H..... Duke 103, McNeese State 50

MARYLAND-EASTERN SHORE 1-0
Home 1-0 • Away 0-0 • Neutral 0-0
 Nov. 23, 1985..... H..... Duke 85, Md-Eastern Shore 58

MIAMI (Fla.) 10-1
Home 6-0 • Away 4-1 • Neutral 0-0
 Feb. 3, 2005..... A..... #3/4 Duke 72, Miami 63
 Feb. 24, 2005..... H..... #2/3 Duke 94, Miami 61
 Feb. 19, 2006..... A..... #1/1 Duke 99, Miami 93 (2OT)
 Jan. 3, 2007..... H..... #3/3 Duke 72, Miami 42
 Jan. 5, 2008..... A..... #5/11 Duke 84, Miami 72
 Jan. 9, 2009..... H..... Duke 73, Miami 58
 Jan. 14, 2010..... A..... #7/7 Duke 81, #25/--Miami 48
 Feb. 3, 2011..... H..... #3/5 Duke 82, #18/21 Miami 58
 Feb. 24, 2012..... H..... #7/7 Duke 74, #5/5 Miami 64
 Jan. 31, 2013..... H..... #5/4 Miami 82, Miami 43
 Feb. 28, 2013..... A..... Miami 69, #5/4 Duke 65

MIAMI (OHIO) 1-0
Home 1-0 • Away 0-0 • Neutral 0-0
 Dec. 5, 1993..... H..... Duke 98, Miami (Ohio) 54

MICHIGAN 4-0
Home 2-0 • Away 2-0 • Neutral 0-0
 Dec. 7, 1997..... H..... #15/17 Duke 64, Michigan 63
 Nov. 25, 2006..... A..... #5/5 Duke 92, Michigan 47
 Dec. 7, 2008..... H..... #12/14 Duke 60, Michigan 45
 Nov. 28, 2012..... A..... #4/4 Duke 71, Michigan 54

MICHIGAN STATE **2-1**
Home 1-0 • Away 0-1 • Neutral 1-0
 Dec. 4, 1995 H..... Duke 67, Michigan State 52
 Mar. 26, 2006..... N..... #4/4 Duke 86, #16/17 Michigan State 61
 Mar. 24, 2009..... A..... Michigan State 63, #6/14 Duke 49

MIDDLE TENNESSEE ST. **1-0**
Home 1-0 • Away 0-0 • Neutral 0-0
 Mar. 14, 1998..... H..... #8/9 Duke 92, Mid Tennessee State 67

MINNESOTA **0-1**
Home 0-0 • Away 0-0 • Neutral 0-1
 Mar. 30, 2004..... N..... #24/20 Minnesota 82, #1/1 Duke 75

MISSISSIPPI STATE **1-0**
Home 0-0 • Away 0-0 • Neutral 1-0
 Nov. 25, 1995 N..... #22/19 Duke 72, Mississippi State 67

MONMOUTH..... **1-0**
Home 1-0 • Away 0-0 • Neutral 0-0
 Dec. 30, 2012 H..... #4/4 Duke 72, Monmouth 32

MONTANA..... **1-0**
Home 0-0 • Away 0-0 • Neutral 1-0
 Nov. 26, 1994 N..... Duke 89, Montana 49

MORGAN STATE **1-0**
Home 1-0 • Away 0-0 • Neutral 0-0
 Nov. 26, 1993 H..... Duke 116, Morgan State 63

MURRAY STATE..... **1-0**
Home 0-0 • Away 0-0 • Neutral 1-0
 Mar. 23, 2008..... N..... #9/10 Duke 78, Murray State 57

NEBRASKA..... **1-0**
Home 0-0 • Away 0-0 • Neutral 1-0
 Mar. 31, 2013..... N..... #5/5 Duke 53, #24/25 North Carolina 45

NEW HAMPSHIRE **1-0**
Home 1-0 • Away 0-0 • Neutral 0-0
 Dec. 1, 1989 H..... Duke 82, New Hampshire 47

NORFOLK STATE..... **1-0**
Home 0-0 • Away 0-0 • Neutral 1-0
 Mar. 15, 2002..... N..... #3/3 Duke 95, Norfolk State 48

NORTHEASTERN **2-0**
Home 2-0 • Away 0-0 • Neutral 0-0
 Dec. 4, 1992 H..... Duke 64, Northeastern 53
 Nov. 11, 2006 H..... #6/6 Duke 102, Northeastern 49

NORTHWESTERN STATE..... **2-1**
Home 1-0 • Away 1-0 • Neutral 0-1
 Mar. 21, 1986..... N..... Northwestern State 89, Duke 88
 Dec. 20, 2003 A..... #3/4 Duke 105, Northwestern State 53
 Mar. 21, 2004..... H..... #1/1 Duke 103, Northwestern State 51

NORTH CAROLINA **39-47**
Home 22-14 • Away 11-26 • Neutral 6-7
 Jan. 13, 1976 A..... North Carolina 85, Duke 53
 Jan. 24, 1978 A..... North Carolina 87, Duke 68
 Feb. 24, 1978 H..... North Carolina 80, Duke 72
 Dec. 7, 1978 H..... North Carolina 82, Duke 65
 Feb. 20, 1979 A..... North Carolina 69, Duke 54
 Dec. 6, 1979 A..... North Carolina 91, Duke 58
 Feb. 8, 1980 N..... North Carolina 85, Duke 63
 Feb. 14, 1980 H..... Duke 66, North Carolina 61
 Feb. 22, 1980 N..... North Carolina 83, Duke 59
 Jan. 29, 1981 H..... North Carolina 77, Duke 65

Feb. 18, 1981..... A..... North Carolina 77, Duke 47
 Dec. 3, 1981 H..... North Carolina 73, Duke 47
 Jan. 19, 1982 A..... North Carolina 93, Duke 59
 Jan. 11, 1983 H..... #20 North Carolina 84, Duke 68
 Feb. 17, 1983..... A..... #20 North Carolina 82, Duke 65
 Jan. 11, 1984 A..... North Carolina 72, Duke 63
 Feb. 16, 1984 H..... Duke 80, #16 North Carolina 67
 Jan. 8, 1985 H..... Duke 63, #19/18 North Carolina 62
 Feb. 12, 1985..... A..... #13/13 North Carolina 88, Duke 68
 Jan. 7, 1986 H..... Duke 79, #19/18 North Carolina 78
 Feb. 12, 1986..... A..... #18/ _ Duke 86, #13/13 North Carolina 79
 Jan. 7, 1987 A..... North Carolina 76, #--/25 Duke 68
 Feb. 23, 1987 H..... North Carolina 83, Duke 67
 Jan. 27, 1988 H..... North Carolina 66, #17/17 Duke 55
 Feb. 20, 1988 A..... North Carolina 68, Duke 64
 Jan. 10, 1989 A..... #--/ 23 North Carolina 93, Duke 92 (OT)
 Feb. 15, 1989..... H..... Duke 74, North Carolina 72
 Jan. 20, 1990 H..... Duke 90, North Carolina 88
 Feb. 21, 1990 A..... North Carolina 58, Duke 56
 Jan. 15, 1991 H..... Duke 78, North Carolina 72
 Feb. 19, 1991 A..... Duke 59, North Carolina 54
 Jan. 15, 1992 A..... North Carolina 58, Duke 54
 Feb. 12, 1992..... H..... #24/24 North Carolina 69, Duke 64
 Jan. 19, 1993 A..... #20/20 North Carolina 66, Duke 54
 Feb. 23, 1993 H..... #18/18 North Carolina 84, Duke 63
 Jan. 19, 1994 H..... #7/7 North Carolina 79, Duke 68
 Feb. 22, 1994 A..... #5/5 North Carolina 70, Duke 58
 Jan. 25, 1995 H..... #21/-- Duke 74, #3/3 North Carolina 72
 Feb. 25, 1995..... A..... #12/12 North Carolina 82, #19/22 Duke 57
 Mar. 5, 1995..... N..... #12/12 North Carolina 95, #22/25 Duke 70
 Jan. 24, 1996 A..... #12/13 Duke 86, North Carolina 85
 Feb. 23, 1996..... H..... #12/12 Duke 61, North Carolina 58
 Jan. 18, 1997 H..... #10/10 North Carolina 87, #19/18 Duke 73
 Feb. 21, 1997 A..... #4/5 North Carolina 81, #22/19 Duke 61
 Mar. 1, 1997 N..... #5/6 North Carolina 66, #25/22 Duke 55
 Jan. 12, 1998 A..... #8/7 North Carolina 83, #25/23 Duke 74
 Feb. 12, 1998 H..... #13/14 Duke 83, #5/5 North Carolina 70
 Feb. 28, 1998..... N..... #9/10 North Carolina 56, #8/10 Duke 52
 Jan. 22, 1999 A..... #11/15 Duke 93, #7/6 North Carolina 71
 Feb. 21, 1999 H..... #8/9 Duke 88, #13/12 North Carolina 78
 Jan. 27, 2000 H..... #9/8 Duke 101, North Carolina 58
 Feb. 27, 2000 A..... North Carolina 73, #9/9 Duke 64
 Mar. 6, 2000..... N..... #11/9 Duke 79, North Carolina 76
 Jan. 25, 2001 A..... #4/4 Duke 92, North Carolina 85 (OT)
 Feb. 26, 2001 H..... #4/4 Duke 72, North Carolina 67
 Jan. 24, 2002 H..... #5/6 Duke 102, #21/20 North Carolina 82
 Feb. 24, 2002..... A..... #4/4 Duke 90, #19/20 North Carolina 75
 Mar. 4, 2002..... N..... #3/3 Duke 87, #16/19 North Carolina 80
 Jan. 20, 2003 A.... #1/1 Duke 78, #8/10 North Carolina 67 (OT)
 Feb. 20, 2003..... H..... #2/2 Duke 97, #6/6 North Carolina 63
 Mar. 10, 2003..... N..... #2/2 Duke 77, #11/9 North Carolina 59
 Jan. 11, 2004 H..... #1/2 Duke 79, #13/13 North Carolina 57
 Feb. 14, 2004..... A..... #4/4 Duke 89, #15/14 North Carolina 79
 Mar. 8, 2004..... N..... #1/2 Duke 63, #9/10 North Carolina 47
 Jan. 24, 2005 A..... #12/16 North Carolina 56, #1/4 Duke 51
 Feb. 27, 2005..... H..... #8/4 North Carolina 77, #2/3 Duke 68
 Mar. 7, 2005..... N..... #4/3 North Carolina 88, #6/6 Duke 67
 Jan. 29, 2006 H..... #3/2 North Carolina 74, #2/1 Duke 70
 Feb. 25, 2006..... A..... #2/2 North Carolina 77, #1/1 Duke 65
 Feb. 8, 2007 A..... #1/1 Duke 64, #2/2 North Carolina 53
 Feb. 25, 2007 H..... #1/1 Duke 67, #4/4 North Carolina 62
 Feb. 4, 2008..... H..... #3/3 North Carolina 93, #11/11 Duke 76
 Mar. 2, 2008..... A..... #2/2 North Carolina 82, #12/11 Duke 51
 Mar. 9, 2008..... N..... #2/2 North Carolina 86, #12/11 Duke 73
 Feb. 9, 2009..... A..... #8/9 North Carolina 75, #4/7 Duke 60
 Mar. 1, 2009..... H..... #10/11 Duke 81, #9/10 N. Carolina 79 (OT)
 Feb. 8, 2010..... H..... #8/6 Duke 79, #18/15 North Carolina 51
 Feb. 28, 2010..... A..... #6/6 North Carolina 64, Duke 54
 Feb. 7, 2011..... A..... #13/12 North Carolina 62, #5/5 Duke 60

Feb. 27, 2011..... H..... #9/9 Duke 66, #13/16 North Carolina 58
 Mar. 6, 2011..... N..... #8/7 Duke 81, #19/19 North Carolina 66
 Feb. 6, 2012..... H..... #5/6 Duke 96, #22/24 North Carolina 56
 Feb. 26, 2012..... A..... #7/7 Duke 69, North Carolina 63
 Feb. 3, 2013..... A..... #5/4 Duke 84, #11/18 North Carolina 63
 Mar. 3, 2013..... H..... #5/4 Duke 65, #15/17 North Carolina 58
 Mar. 10, 2013..... N..... #6/6 Duke 92, #15/17 North Carolina 73

N.C. A&T..... **1-0**
Home 1-0 • Away 0-0 • Neutral 0-0
 Feb. 27, 1984..... H..... Duke 78, N.C. A&T 39

N.C. CENTRAL..... **5-3**
Home 5-2 • Away 0-1 • Neutral 0-0
 Jan. 15, 1976 H..... N.C. Central 64, Duke 36
 Jan. 26, 1976 H..... N.C. Central 44, Duke 43
 Feb. 12, 1977 A..... N.C. Central 52, Duke 47
 Feb. 16, 1977 H..... Duke 58, N.C. Central 53
 Nov. 26, 1983 H..... Duke 103, N.C. Central 60
 Nov. 20, 1984 H..... Duke 109, N.C. Central 53
 Jan. 3, 2008 H..... #12/13 Duke 82, N.C. Central 29
 Dec. 28, 2009 H..... #8/11 Duke 117, N.C. Central 28

N.C. STATE **34-39**
Home 17-15 • Away 13-20 • Neutral 4-4
 Jan. 29, 1976 H..... #14 N.C. State 67, Duke 37
 Feb. 19, 1976 A..... #9 N.C. State 78, Duke 35
 Feb. 1, 1977 H..... #14 N.C. State 87, Duke 35
 Jan. 19, 1978 A..... #2 N.C. State 125, Duke 43
 Feb. 2, 1978 H..... #2 N.C. State 86, Duke 36
 Jan. 20, 1979 H..... #7 N.C. State 99, Duke 44
 Nov. 29, 1979 A..... #5 N.C. State 86, Duke 55
 Dec. 4, 1980 H..... #10 N.C. State 96, Duke 78
 Dec. 8, 1981 H..... #9 N.C. State 70, Duke 53
 Feb. 10, 1982..... A..... #8 N.C. State 81, Duke 61
 Feb. 26, 1982 A..... #9 N.C. State 69, Duke 55
 Jan. 26, 1983 A..... #20 N.C. State 71, Duke 55
 Feb. 22, 1983 H..... #16 N.C. State 102, Duke 81
 Jan. 24, 1984 H..... #20 N.C. State 86, Duke 62
 Feb. 21, 1984..... A..... Duke 74, #15 N.C. State 73 (OT)
 Mar. 2, 1984 N..... #16 N.C. State 81, Duke 68
 Jan. 22, 1985 A..... N.C. State 68, Duke 62
 Feb. 19, 1985 H..... #15/15 N.C. State 73, Duke 72
 Mar. 2, 1985 N..... #14/14 N.C. State 89, Duke 57
 Jan. 21, 1986 H..... #20/-- Duke 70, #19/19 N.C. State 66
 Feb. 5, 1986..... A..... N.C. State 102, #17/25 Duke 86
 Jan. 21, 1987 H..... #14/14 N.C. State 86, Duke 79
 Feb. 3, 1987 A..... Duke 76, #13/15 N.C. State 69
 Jan. 19, 1988 A..... N.C. State 97, #13/9 Duke 85
 Feb. 24, 1988 H..... Duke 68, N.C. State 66
 Jan. 17, 1989 H..... #16/14 N.C. State 75, #--/23 Duke 68
 Feb. 21, 1989..... A..... #15/14 N.C. State 92, Duke 78
 Mar. 4, 1989 N..... #14/14 N.C. State 89, Duke 50
 Jan. 10, 1990 H..... #8/11 N.C. State 103, Duke 87
 Feb. 7, 1990 A..... #11/11 N.C. State 80, Duke 61
 Jan. 9, 1991 A..... #3/4 N.C. State 96, Duke 84
 Feb. 6, 1991 H..... #3/4 N.C. State 98, Duke 63
 Jan. 7, 1992..... A..... Duke 73, #12/11 N.C. State 69
 Feb. 18, 1992 H..... N.C. State 87, Duke 67
 Jan. 13, 1993 A..... N.C. State 77, Duke 60
 Feb. 9, 1993 H..... Duke 82 N.C. State 65
 Dec. 31, 1993 H..... Duke 69, N.C. State 66
 Jan. 12, 1994 A..... N.C. State 71, Duke 70
 Jan. 4, 1995 H..... Duke 91, N.C. State 70
 Feb. 5, 1995 A..... N.C. State 71, #14/21 Duke 55
 Jan. 4, 1996 A..... #13/15 N.C. State 75, #15/14 Duke 73
 Feb. 2, 1996 H..... #14/17 N.C. State 80, #12/11 Duke 74
 Mar. 2, 1996 N..... #12/12 Duke 79, #19/23 N.C. State 62
 Jan. 15, 1997 A..... #15/13 N.C. State 86, #19/18 Duke 73
 Feb. 12, 1997 H..... #18/17 Duke 96, N.C. State 95 (OT)

Jan. 19, 1998.....A.....#24/23 Duke 75, #8/7 N.C. State 61
 Feb. 19, 1998.....H.....#11/13 Duke 65, #10/8 N.C. State 62
 Jan. 17, 1999.....A.....#12/16 Duke 67, N.C. State 62
 Feb. 18, 1999.....H.....#8/9 Duke 75, N.C. State 67
 Jan. 20, 2000.....A.....#6/5 N.C. State 80, #9/8 Duke 75 (OT)
 Feb. 17, 2000.....H.....#14/12 Duke 70, #7/7 N.C. State 64
 Jan. 18, 2001.....H.....#5/5 Duke 62, #22/19 N.C. State 59
 Feb. 18, 2001.....A.....#24/21 N.C. State 69, #4/4 Duke 55
 Mar. 5, 2001.....N.....#5/5 Duke 57, #21/20 N.C. State 45
 Jan. 13, 2002.....A.....#7/7 Duke 73, N.C. State 68
 Feb. 18, 2002.....H.....#5/5 Duke 81, N.C. State 54
 Jan. 29, 2003.....A.....Duke 54, N.C. State 44
 Mar. 2, 2003.....H.....#2/2 Duke 86, N.C. State 60
 Jan. 30, 2004.....H.....#2/2 Duke 75, N.C. State 56
 Mar. 1, 2004.....A.....#2/3 Duke 90, N.C. State 57
 Jan. 30, 2005.....A.....#1/4 Duke 52, #25/- N.C. State 49
 Jan. 19, 2006.....H.....#2/2 Duke 77, N.C. State 57
 Jan. 18, 2007.....A.....#1/1 Duke 65, N.C. State 51
 Mar. 3, 2007.....N.....#24/25 N.C. State 70, #1/1 Duke 65
 Jan. 20, 2008.....H.....#10/12 Duke 71, N.C. State 57
 Jan. 19, 2009.....A.....#4/10 Duke 61, N.C. State 58 (OT)
 Feb. 11, 2010.....H.....#8/7 Duke 70, N.C. State 39
 Mar. 7, 2010.....N.....#9/8 Duke 70, N.C. State 60
 Jan. 23, 2011.....A.....#3/3 Duke 65, N.C. State 64
 Jan. 8, 2012.....H.....#7/6 Duke 83, N.C. State 59
 Mar. 2, 2012.....A.....N.C. State 75, #5/5 Duke 73
 Jan. 3, 2013.....A.....#3/4 Duke 67, N.C. State 57
 Mar. 8, 2013.....N.....#6/6 Duke 70, N.C. State 58

UNC ASHEVILLE 9-0
Home 6-0 • Away 3-0 • Neutral 0-0
 Dec. 8, 1979.....H.....Duke 101, UNC Asheville 53
 Jan. 31, 1981.....H.....Duke 85, UNC Asheville 54
 Feb. 13, 1982.....A.....Duke 60, UNC Asheville 45
 Feb. 17, 1986.....H.....#18/- Duke 95, UNC Asheville 41
 Dec. 11, 1991.....H.....Duke 100, UNC Asheville 42
 Nov. 30, 1994.....H.....Duke 114, UNC Asheville 57
 Nov. 29, 1995.....A.....#19/20 Duke 95, UNC Asheville 57
 Nov. 23, 1996.....H.....#17/18 Duke 90, UNC Asheville 52
 Dec. 19, 1998.....H.....#17/19 Duke 94, UNC Asheville 27

UNC GREENSBORO 10-2
Home 6-1 • Away 4-1 • Neutral 0-0
 Dec. 1, 1977.....H.....UNC Greensboro 82, Duke 57
 Jan. 26, 1978.....A.....UNC Greensboro 81, Duke 63
 Jan. 16, 1979.....A.....Duke 65, UNC Greensboro 51
 Jan. 31, 1979.....H.....Duke 64, UNC Greensboro 52
 Feb. 11, 1980.....A.....Duke 82, UNC Greensboro 74
 Dec. 14, 1991.....H.....Duke 87, UNC Greensboro 76
 Dec. 11, 1992.....A.....Duke 80, UNC Greensboro 76
 Nov. 24, 1996.....A.....#17/18 Duke 98, UNC Greensboro 68
 Nov. 19, 1997.....H.....Duke 78, UNC Greensboro 51
 Nov. 15, 1999.....H.....#21/22 Duke 72, UNC Greensboro 47
 Dec. 16, 2001.....H.....#8/8 Duke 90, UNC Greensboro 58
 Nov. 18, 2007.....H.....#10/9 Duke 84, UNC Greensboro 39

UNC WILMINGTON 7-2
Home 6-0 • Away 1-2 • Neutral 0-0
 Nov. 28, 1978.....H.....Duke 71, UNC Wilmington 61
 Feb. 5, 1980.....A.....UNC Wilmington 68, Duke 67
 Dec. 2, 1980.....H.....Duke 78, UNC Wilmington 77
 Feb. 21, 1982.....A.....UNC Wilmington 59, Duke 57
 Feb. 25, 1984.....H.....Duke 87, UNC Wilmington 69
 Feb. 23, 1985.....A.....Duke 96, UNC Wilmington 86
 Nov. 27, 1991.....H.....Duke 94, UNC Wilmington 37
 Dec. 1, 1992.....H.....Duke 88, UNC Wilmington 52
 Dec. 20, 2011.....H.....#9/9 Duke 107, UNC Wilmington 45

NORTH GEORGIA 1-0
Home 0-0 • Away 1-0 • Neutral 0-0
 Feb. 5, 1982.....A.....Duke 74, North Georgia 62

NORTHERN ILLINOIS 1-0
Home 1-0 • Away 0-0 • Neutral 0-0
 Feb. 14, 1987.....H.....Duke 85, Northern Illinois 68

NOTRE DAME 1-6
Home 1-2 • Away 0-2 • Neutral 0-2
 Mar. 22, 1986.....N.....Notre Dame 74, Duke 67
 Feb. 6, 1988.....H.....Notre Dame 78, #17/19 Duke 66
 Nov. 22, 1997.....H.....Duke 80, Notre Dame 62
 Nov. 21, 1998.....A.....#11/19 Notre Dame 84, #6/4 Duke 57
 Nov. 17, 2004.....A.....#11/11 Notre Dame 76, #6/6 Duke 65
 Nov. 25, 2011.....N.....#4/3 Notre Dame 56, #7/6 Duke 54
 Apr. 2, 2013.....N.....#2/2 Notre Dame 87, #5/5 Duke 76

OHIO 1-0
Home 1-0 • Away 0-0 • Neutral 0-0
 Dec. 6, 1997.....H.....#15/17 Duke 99, Ohio 59

OHIO STATE 1-0
Home 1-0 • Away 0-0 • Neutral 0-0
 Dec. 3, 2010.....H.....#11/12 Duke 83, #3/3 Ohio State 67

OKLAHOMA 0-1
Home 0-1 • Away 0-0 • Neutral 0-0
 Mar. 29, 2002.....H.....#2/2 Oklahoma 86, #3/3 Duke 71

OKLAHOMA STATE 4-0
Home 3-0 • Away 1-0 • Neutral 0-0
 Mar. 16, 1995.....N.....#20/22 Duke 76, Oklahoma State 64
 Nov. 14, 2008.....H.....#8/8 Duke 77, #14/15 Oklahoma State 68
 Dec. 12, 2010.....A.....#5/4 Duke 73, Oklahoma State 45
 Mar. 26, 2013.....H.....#5/5 Duke 68, Oklahoma State 59

OLD DOMINION 7-4
Home 3-1 • Away 2-2 • Neutral 2-1
 Jan. 4, 1987.....H.....Duke 63, Old Dominion 56
 Feb. 10, 1988.....H.....Duke 83, Old Dominion 81
 Jan. 21, 1989.....H.....#-/24 Old Dominion 77, Duke 70
 Dec. 18, 1989.....A.....#23/24 Old Dominion 92, Duke 78
 Jan. 12, 1991.....H.....Duke 70, Old Dominion 62
 Nov. 27, 1994.....A.....Old Dominion 64, Duke 59
 Dec. 7, 1996.....N.....#6/6 Old Dominion 89, #15/16 Duke 77
 Mar. 20, 1999.....N.....#10/11 Duke 76, #5/5 Old Dominion 63
 Nov. 29, 2002.....N.....#1/1 Duke 65, Old Dominion 52
 Nov. 20, 2005.....A.....#1/2 Duke 93, Old Dominion 56
 Nov. 29, 2006.....H.....#5/5 Duke 89, Old Dominion 40

ORAL ROBERTS 1-0
Home 0-0 • Away 0-0 • Neutral 1-0
 Dec. 19, 2000.....N.....#7/5 Duke 62, Oral Roberts 51

PACIFIC 1-0
Home 1-0 • Away 0-0 • Neutral 0-0
 Dec. 4, 2004.....H.....#3/3 Duke 86, Pacific 30

PEACE 2-1
Home 2-0 • Away 0-1 • Neutral 0-0
 Dec. 9, 1975.....A.....Peace 81, Duke 48
 Jan. 26, 1979.....H.....Duke 90, Peace 75
 Jan. 28, 1980.....H.....Duke 83, Peace 60

PENN STATE 5-1
Home 3-0 • Away 2-1 • Neutral 0-0
 Nov. 28, 1999.....H.....#-/25 Duke 63, #8/9 Penn State 49
 Nov. 20, 2000.....A.....#3/4 Duke 88, #9/8 Penn State 87

Nov. 19, 2004.....H.....#6/6 Duke 66, #23/23 Penn State 58
 Nov. 18, 2005.....A.....#1/2 Duke 93, Penn State 67
 Nov. 21, 2006.....H.....#5/5 Duke 70, Penn State 42
 Dec. 2, 2007.....A.....Penn State 86, #11/10 Duke 84

PENNSYLVANIA 1-0
Home 1-0 • Away 0-0 • Neutral 0-0
 Jan. 14, 1984.....H.....Duke 74, Pennsylvania 47

PEPPERDINE 1-0
Home 0-0 • Away 0-0 • Neutral 1-0
 Nov. 24, 1995.....N.....#22/19 Duke 108, Pepperdine 70

PFEIFFER 1-1
Home 1-1 • Away 0-0 • Neutral 0-0
 Dec. 6, 1975.....H.....Pfeiffer 77, Duke 49
 Nov. 3, 2011.....H.....#8/8 Duke 112, Pfeiffer 27

PITTSBURGH 4-0
Home 1-0 • Away 1-0 • Neutral 2-0
 Dec. 21, 2006.....N.....#4/4 Duke 72, #22/22 Pittsburgh 51
 Dec. 8, 2007.....N.....#17/15 Duke 51, Pittsburgh 49
 Nov. 24, 2010.....A.....#6/6 Duke 93, Pittsburgh 55
 Dec. 4, 2011.....H.....#7/6 Duke 92, Pittsburgh 43

PRESBYTERIAN 1-0
Home 1-0 • Away 0-0 • Neutral 0-0
 Nov. 17, 2013.....H.....#3/3 Duke 84, Presbyterian 45

PRINCETON 3-0
Home 2-0 • Away 1-0 • Neutral 0-0
 Dec. 22, 1979.....A.....Duke 66, Princeton 61
 Jan. 27, 1986.....H.....#18/- Duke 77, Princeton 35
 Dec. 18, 1994.....H.....Duke 67, Princeton 64

PROVIDENCE 3-1
Home 1-0 • Away 2-0 • Neutral 0-1
 Dec. 29, 1983.....N.....Providence 65, Duke 64
 Dec. 6, 1987.....A.....#18/16 Duke 87, Providence 75
 Dec. 31, 2008.....A.....#6/11 Duke 66, Providence 49
 Jan. 3, 2010.....H.....#8/9 Duke 88, Providence 63

PURDUE 5-3
Home 2-1 • Away 0-1 • Neutral 3-1
 Dec. 30, 1987.....N.....#10/9 Duke 76, Purdue 71
 Dec. 2, 1990.....H.....#9/9 Purdue 69, Duke 58
 Dec. 28, 1991.....A.....#12/11 Purdue 74, Duke 58
 Mar. 28, 1999.....N.....#1/1 Purdue 62, #10/11 Duke 45
 Nov. 23, 2003.....N.....#4/4 Duke 93, #5/6 Purdue 63
 Dec. 18, 2004.....N.....#3/3 Duke 66, #20/18 Purdue 48
 Nov. 22, 2007.....N.....#9/8 Duke 53, #22/20 Purdue 41
 Dec. 1, 2011.....H.....#8/8 Duke 64, #13/16 Purdue 53

QUINNIPIAC 1-0
Home 1-0 • Away 0-0 • Neutral 0-0
 Dec. 28, 2008.....H.....#6/11 Duke 78, Quinnipiac 50

RADFORD 4-0
Home 2-0 • Away 2-0 • Neutral 0-0
 Dec. 1, 1984.....A.....Duke 83, Radford 64
 Jan. 4, 1986.....H.....Duke 86, Radford 72
 Jan. 3, 1990.....H.....Duke 62, Radford 58
 Jan. 23, 1993.....A.....Duke 59, Radford 58

RHODE ISLAND 1-0
Home 0-0 • Away 0-0 • Neutral 1-0
 Dec. 29, 2004.....N.....#2/2 Duke 89, Rhode Island 63

RICHMOND 6-1
Home 3-0 • Away 3-1 • Neutral 0-0
 Jan. 22, 1983 H..... Duke 77, Richmond 65
 Jan. 28, 1984 A..... Duke 81, Richmond 71
 Jan. 29, 1985 H..... Duke 73, Richmond 46
 Dec. 1, 1985 A..... Duke 99, Richmond 65
 Feb. 12, 1987 H..... Duke 68, Richmond 52
 Jan. 31, 1989 A..... Richmond 87, Duke 70
 Dec. 8, 1996 A..... #15/16 Duke 89, Richmond 60

RIDER..... 1-0
Home 0-0 • Away 1-0 • Neutral 0-0
 Dec. 18, 1985 A..... Duke 79, Rider 36

RUTGERS..... 3-2
Home 1-0 • Away 1-1 • Neutral 1-1
 Mar. 14, 1987 A..... #5/6 Rutgers 78, Duke 64
 Dec. 28, 1996 N..... #13/13 Duke 74, Rutgers 36
 Dec. 4, 2006 A..... #4/4 Duke 85, #19/17 Rutgers 45
 Mar. 24, 2007 N..... #15/18 Rutgers 53, #1/1 Duke 52
 Dec. 6, 2007 H..... #17/15 Duke 49, #4/3 Rutgers 44

SACRAMENTO STATE..... 1-0
Home 0-0 • Away 0-0 • Neutral 1-0
 Dec. 20, 1999 N..... #18/15 Duke 81, Sacramento State 45

SAINT AUGUSTINE 0-1
Home 0-1 • Away 0-0 • Neutral 0-0
 Dec. 3, 1975 H..... Saint Augustine 65, Duke 45

SAINT JOHN'S..... 5-1
Home 0-0 • Away 2-0 • Neutral 3-1
 Dec. 21, 1979 N..... St. John's 79, Duke 55
 Dec. 29, 1986 A..... Duke 80, St. John's 63
 Nov. 26, 1989 N..... Duke 95, St. John's 63
 Dec. 28, 2005 N..... #2/2 Duke 105, St. John's 57
 Mar. 24, 2012 N..... #5/5 Duke 74, #14/14 St. John's 47
 Dec. 9, 2012 A..... 4/4 Duke 60, #-/25 St. John's 42

SAINT JOSEPH'S 4-1
Home 3-0 • Away 1-1 • Neutral 0-0
 Nov. 21, 1980 A..... Saint Joseph's 84, Duke 57
 Dec. 29, 1994 A..... Duke 67, Saint Joseph's 64
 Dec. 1, 1996 H..... #16/17 Duke 63, Saint Joseph's 46
 Mar. 15, 1999 H..... #10/11 Duke 66, Saint Joseph's 60
 Dec. 8, 2002 H..... #1/1 Duke 82, Saint Joseph's 48

SAMFORD 1-0
Home 0-0 • Away 0-0 • Neutral 1-0
 Mar. 18, 2012 N..... #5/5 Duke 82, Samford 47

SAN DIEGO 2-0
Home 0-0 • Away 1-0 • Neutral 1-0
 Nov. 26, 1988 N..... Duke 64, San Diego 56
 Dec. 30, 2005 A..... #2/2 Duke 119, San Diego 52

SAN DIEGO STATE 2-0
Home 1-0 • Away 0-0 • Neutral 1-0
 Jan. 14, 1983 H..... Duke 82, San Diego State 68
 Mar. 27, 2010 N..... #6/6 Duke 66, San Diego State 58

SAN FRANCISCO 0-1
Home 1-0 • Away 0-0 • Neutral 0-0
 Mar. 18, 1996 H..... #13/13 San Francisco 64, Duke 60

SAN JOSE STATE 1-0
Home 0-0 • Away 1-0 • Neutral 0-0
 Dec. 29, 1987 A..... #10/9 Duke 86, San Jose State 47

SETON HALL 4-2
Home 1-1 • Away 3-0 • Neutral 0-1
 Dec. 30, 1983 N..... Seton Hall 74, Duke 67
 Dec. 19, 1985 A..... Duke 88, Seton Hall 66
 Dec. 31, 1989 A..... Duke 72, Seton Hall 65
 Dec. 7, 1991 H..... Seton Hall 67, Duke 60
 Dec. 10, 1995 H..... #17/17 Duke 76, Seton Hall 66
 Dec. 11, 1999 A..... #20/18 Duke 66, Seton Hall 52

SHAW 0-2
Home 0-1 • Away 0-1 • Neutral 0-0
 Feb. 5, 1977 H..... Shaw 76, Duke 59
 Feb. 8, 1977 A..... Shaw 89, Duke 51

SIENA 1-0
Home 0-0 • Away 0-0 • Neutral 1-0
 Dec. 20, 2008 N..... #8/12 Duke 86, Siena 41

SMU 1-0
Home 0-0 • Away 0-0 • Neutral 1-0
 Dec. 20, 2006 N..... #4/4 Duke 75, SMU 45

SOUTH ALABAMA 1-0
Home 0-0 • Away 0-0 • Neutral 1-0
 Dec. 21, 1990 N..... Duke 76, South Alabama 70

SOUTH CAROLINA..... 1-1
Home 0-1 • Away 0-0 • Neutral 1-0
 Nov. 25, 2001 H..... South Carolina 87, #9/7 Duke 81 (OT)
 Mar. 25, 2002 N..... #3/3 Duke 77, #13/13 South Carolina 68

SOUTH FLORIDA..... 3-0
Home 1-0 • Away 1-0 • Neutral 1-0
 Dec. 22, 1990 A..... Duke 78, South Florida 62
 Nov. 14, 2004 H..... #6/6 Duke 82, South Florida 50
 Nov. 15, 2007 N..... #10/9 Duke 89, South Florida 52

SOUTHERN..... 2-0
Home 0-0 • Away 0-0 • Neutral 2-0
 Mar. 19, 2006 N..... #4/4 Duke 96, Southern 27
 Nov. 22, 2008 N..... #6/5 Duke 93, Southern 52

SOUTHERN CALIFORNIA..... 6-0
Home 2-0 • Away 2-0 • Neutral 2-0
 Dec. 5, 1987 N..... #18/16 Duke 78, Southern California 75
 Mar. 21, 2006 N..... #4/4 Duke 85, Southern California 51
 Dec. 19, 2008 A. #8/12 Duke 97, Southern California 89 (OT)
 Dec. 6, 2009 H..... #11/12 Duke 78, Southern California 72
 Nov. 15, 2010 H..... #6/6 Duke 75, Southern California 50
 Dec. 22, 2012 A..... #4/4 Duke 75, Southern California 60

SOUTHERN ILLINOIS..... 1-0
Home 0-0 • Away 0-0 • Neutral 1-0
 Nov. 29, 1997 N..... Duke 76, Southern Illinois 54

SE LOUISIANA..... 1-0
Home 0-0 • Away 1-0 • Neutral 0-0
 Dec. 30, 1988 A. #-/23 Duke 82, Southeastern Louisiana 71

SOUTHWEST TEXAS STATE 1-0
Home 0-0 • Away 1-0 • Neutral 0-0
 Dec. 8, 1990 A..... Duke 68, Southwest Texas State 57

SW MISSOURI STATE..... 0-1
Home 0-0 • Away 0-0 • Neutral 0-1
 Mar. 24, 2001 N..... #15/15 SW Missouri State 81, #5/5 Duke 71

STANFORD 2-3
Home 1-1 • Away 0-1 • Neutral 1-1
 Dec. 20, 1988 H..... #6/7 Stanford 91, #19/20 Duke 76
 Nov. 14, 1998 N..... #4/4 Duke 77, #19/17 Stanford 57
 Dec. 16, 2008 H..... #8/12 Duke 56, #3/4 Stanford 52
 Dec. 15, 2009 A..... #2/2 Stanford 71, #7/8 Duke 55
 Mar. 26, 2012 N..... #2/2 Stanford 81, #5/5 Duke 69

STEPHEN F. AUSTIN..... 2-0
Home 1-0 • Away 0-0 • Neutral 1-0
 Nov. 29, 2003 H..... #4/4 Duke 119, Stephen F. Austin 53
 Nov. 26, 2004 N..... #3/3 Duke 84, Stephen F. Austin 29

STETSON 3-0
Home 1-0 • Away 2-0 • Neutral 0-0
 Jan. 8, 1982 A..... Duke 79, Stetson 59
 Jan. 25, 1982 H..... Duke 70, Stetson 44
 Dec. 20, 1984 A..... Duke 67, Stetson 56

SYRACUSE 1-0
Home 0-0 • Away 0-0 • Neutral 1-0
 Dec. 30, 1995 N..... #16/16 Duke 84, Syracuse 40

TCU 2-0
Home 0-0 • Away 1-0 • Neutral 1-0
 Mar. 17, 2002 N..... #3/3 Duke 76, #-/25 TCU 66
 Dec. 6, 2005 A..... #2/2 Duke 92, TCU 52

TEMPLE..... 7-0
Home 3-0 • Away 1-1 • Neutral 2-0
 Dec. 12, 1998 H..... #16/15 Duke 112, Temple 34
 Mar. 20, 2007 N..... #1/1 Duke 62, Temple 52
 Nov. 23, 2007 N..... #9/8 Duke 64, Temple 53
 Jan. 5, 2009 H..... #5/11 Duke 87, Temple 52
 Dec. 31, 2009 A..... #8/9 Duke 70, Temple 62
 Dec. 30, 2010 H..... #3/3 Duke 71, Temple 64
 Dec. 30, 2011 A..... #8/7 Duke 65, Temple 54

TENNESSEE 6-5
Home 1-2 • Away 3-0 • Neutral 2-3
 Dec. 6, 1998 N..... #3/3 Tennessee 74, #16/16 Duke 60
 Mar. 22, 1999 N..... #10/11 Duke 69, #2/2 Tennessee 63
 Dec. 27, 2001 N..... #2/2 Tennessee 89, #9/9 Duke 68
 Nov. 24, 2002 N..... #1/1 Duke 76, #2/2 Tennessee 55
 Apr. 6, 2003 N..... #4/4 Tennessee 66, #2/1 Duke 56
 Jan. 24, 2004 H..... #2/2 Tennessee 72, #1/1 Duke 69
 Dec. 2, 2004 A..... #10/9 Duke 59, #4/5 Tennessee 57
 Jan. 23, 2006 H..... #2/2 Duke 75, #1/1 Tennessee 53
 Jan. 22, 2007 A..... #1/1 Duke 74, #4/4 Tennessee 70
 Jan. 28, 2008 H..... #2/2 Tennessee 67, #9/10 Duke 64
 Feb. 16, 2009 A..... #7/10 Duke 62, #13/18 Tennessee 54

USC UPSTATE..... 1-0
Home 1-0 • Away 0-0 • Neutral 0-0
 Dec. 11, 2011 H..... #6/5 Duke 93, UT Martin 35

UT MARTIN 1-0
Home 0-0 • Away 0-0 • Neutral 1-0
 Mar. 19, 2011 N..... #6/6 Duke 90, UT Martin 45

TEXAS 3-1
Home 1-0 • Away 1-0 • Neutral 1-1
 Mar. 23, 2002 N..... #3/3 Duke 62, #14/14 Texas 46
 Nov. 16, 2003 N..... #3/3 Texas 85, #4/4 Duke 77
 Dec. 4, 2005 A..... #1/2 Duke 84, #18/16 Texas 70
 Dec. 10, 2006 H..... #4/4 Duke 80, #22/22 Texas 52

TEXAS A&M1-3

Home 1-0 • Away 0-2 • Neutral 0-1
Nov. 17, 1995 A..... Texas A&M 83, #17/16 Duke 73
Mar. 30, 2008 N..... #8/9 Texas A&M 77, #9/10 Duke 63
Nov. 15, 2009 A..... #-/16 Texas A&M 95, #6/6 Duke 77
Dec. 6, 2010 H..... #5/5 Duke 61, #7/7 Texas A&M 58

TEXAS-SAN ANTONIO 1-0

Home 0-0 • Away 0-0 • Neutral 1-0
Dec. 7, 1990 N..... Duke 71, San Antonio 68

TEXAS TECH2-0

Home 1-0 • Away 0-0 • Neutral 1-0
Nov. 11, 2001 H..... #5/4 Duke 85, #7/7 Texas Tech 69
Mar. 31, 2003 N..... #2/1 Duke 57, #7/8 Texas Tech 51

TOLEDO2-1

Home 1-0 • Away 0-1 • Neutral 1-0
Dec. 2, 1983 N..... Duke 66, Toledo 59
Nov. 26, 2000 H..... #3/3 Duke 71, Toledo 41
Nov. 18, 2001 A..... Toledo 71, Duke 65

TULANE1-0

Home 0-0 • Away 1-0 • Neutral 0-0
Dec. 29, 1988 A..... #-/23 Duke 80, Tulane 72

TULSA2-0

Home 1-0 • Away 1-0 • Neutral 0-0
Dec. 21, 2002 A..... #1/1 Duke 90, Tulsa 36
Dec. 14, 2003 H..... #3/4 Duke 90, Tulsa 36

UCLA2-1

Home 0-1 • Away 1-0 • Neutral 1-0
Dec. 20, 1997 H..... UCLA 93, #17/18 Duke 83
Dec. 28, 1998 A..... #17/19 Duke 85, #9/11 UCLA 80
Nov. 10, 2000 N..... #5/5 Duke 80, UCLA 52

UTAH1-0

Home 0-0 • Away 0-0 • Neutral 1-0
Mar. 25, 2003 N..... #2/1 Duke 65, Utah 54

UTAH VALLEY 1-0

Home 1-0 • Away 0-0 • Neutral 0-0
Dec. 18, 2007 H..... #14/15 Duke 95, Utah Valley 61

VALPARAISO1-0

Home 1-0 • Away 0-0 • Neutral 0-0
Nov. 23, 2013 H..... #4/4 Duke 90, Valparaiso 45

VANDERBILT4-2

Home 2-0 • Away 1-1 • Neutral 1-1
Mar. 13, 1982 N..... Vanderbilt 75, Duke 57
Nov. 23, 1998 A..... #20/15 Duke 79, #18/22 Vanderbilt 71
Nov. 24, 1999 H..... #-/25 Duke 68, Vanderbilt 59
Dec. 7, 2006 H..... #4/4 Duke 69, #11/11 Vanderbilt 48
Nov. 28, 2007 A..... #23/18 Vanderbilt 68, #9/10 Duke 55
Mar. 20, 2012 N..... #5/5 Duke 96, Vanderbilt 80

VILLANOVA1-0

Home 1-0 • Away 0-0 • Neutral 0-0
Nov. 28, 1998 H..... #20/15 Duke 75, Villanova 47

VIRGINIA32-32

Home 15-14 • Away 13-17 • Neutral 4-1
Dec. 5, 1977 H..... Virginia 74, Duke 57
Jan. 24, 1979 A..... Virginia 68, Duke 61
Nov. 25, 1979 A..... Virginia 74, Duke 58
Jan. 23, 1980 H..... Duke 65, Virginia 63
Dec. 10, 1980 A..... Virginia 73, Duke 57

Jan. 27, 1982 H..... Duke 80, Virginia 63
Dec. 30, 1982 H..... Duke 73, Virginia 63
Feb. 5, 1983 A..... Virginia 66, Duke 63
Nov. 29, 1983 H..... Virginia 72, Duke 58
Feb. 4, 1984 A..... #17 Virginia 82, Duke 55
Jan. 5, 1985 H..... #11/- Virginia 75, Duke 58
Feb. 2, 1985 A..... #15/17 Virginia 74, Duke 66
Jan. 18, 1986 A..... #4/4 Virginia 90, #20/- Duke 76
Feb. 1, 1986 H..... #3/3 Virginia 81, #18/23 Duke 67
Jan. 24, 1987 A..... #6/6 Virginia 71, Duke 43
Feb. 21, 1987 H..... Duke 77, #7/9 Virginia 76
Jan. 23, 1988 H..... #9/10 Virginia 72, #13/9 Duke 49
Feb. 27, 1988 A..... #9/10 Virginia 79, Duke 67
Jan. 7, 1989 A..... #13/13 Virginia 78, #20/23 Duke 66
Feb. 11, 1989 H..... #14/14 Virginia 99, Duke 81
Jan. 16, 1990 H..... Duke 84, #9/12 Virginia 74
Feb. 10, 1990 A..... #12/12 Virginia 86, Duke 62
Jan. 5, 1991 H..... #1/1 Virginia 92, Duke 56
Feb. 9, 1991 A..... #1/1 Virginia 86, Duke 61
Feb. 1, 1992 H..... #2/2 Virginia 81, Duke 54
Feb. 15, 1992 A..... #2/2 Virginia 93, Duke 48
Mar. 7, 1992 N..... #1/1 Virginia 81, Duke 55
Jan. 9, 1993 A..... #9/9 Virginia 76, Duke 56
Feb. 13, 1993 H..... #14/14 Virginia 97, Duke 61
Jan. 25, 1994 H..... #12/12 Virginia 87, Duke 66
Feb. 12, 1994 A..... #9/9 Virginia 73, Duke 60
Jan. 10, 1995 A..... #9/11 Virginia 78, Duke 62
Feb. 12, 1995 H..... #8/9 Virginia 67, #21/25 Duke 61
Mar. 4, 1995 N..... #22/25 Duke 83, #6 Virginia 82 (OT)
Jan. 8, 1996 H..... #8/5 Virginia 61, #16/14 Duke 60
Feb. 10, 1996 A..... #14/13 Duke 72, #9/8 Virginia 69
Jan. 6, 1997 A..... #13/13 Virginia 62, #14/14 Duke 55
Feb. 19, 1997 H..... #11/9 Virginia 86, #22/19 Duke 56
Jan. 23, 1998 H..... #24/23 Duke 93, #11/10 Virginia 66
Feb. 22, 1998 A..... #11/13 Duke 85, #15/14 Virginia 78 (OT)
Jan. 4, 1999 H..... #13/17 Duke 84, #22/22 Virginia 68
Feb. 4, 1999 A..... #9/11 Duke 66, #16/16 Virginia 56
Dec. 5, 1999 H..... #22/19 Duke 83, Virginia 62
Jan. 30, 2000 A..... #24/25 Virginia 61, #9/9 Duke 49
Jan. 22, 2001 A..... #4/4 Duke 71, #-/24 Virginia 68
Feb. 22, 2001 H..... #7/6 Duke 76, Virginia 53
Dec. 6, 2001 A..... #11/9 Duke 107, Virginia 73
Jan. 20, 2002 H..... #6/6 Duke 86, Virginia 69
Mar. 3, 2002 N..... #3/3 Duke 71, Virginia 67
Jan. 9, 2003 A..... #1/1 Duke 60, Virginia 59
Feb. 10, 2003 H..... #2/2 Duke 75, Virginia 48
Jan. 18, 2004 A..... #1/2 Duke 63, Virginia 52
Feb. 19, 2004 H..... #4/4 Duke 87, Virginia 54
Jan. 14, 2005 A..... #1/1 Duke 87, Virginia 65
Feb. 10, 2006 H..... #2/2 Duke 88, Virginia 65
Feb. 2, 2007 A..... #1/1 Duke 76, Virginia 61
Mar. 2, 2007 N..... #1/1 Duke 79, Virginia 58
Feb. 24, 2008 H..... #12/11 Duke 78, Virginia 70
Feb. 5, 2009 A..... #4/8 Duke 81, #17/15 Virginia 67
Mar. 6, 2009 N..... #8/10 Duke 76, #24/20 Virginia 53
Feb. 26, 2010 H..... #6/6 Duke 83, #21/18 Virginia 65
Feb. 24, 2011 A..... #9/9 Duke 71, Virginia 48
Jan. 2, 2012 H..... #7/7 Duke 77, Virginia 66
Feb. 8, 2013 A..... #5/4 Duke 62, Virginia 41

VCU6-1

Home 3-1 • Away 3-0 • Neutral 0-0
Jan. 28, 1977 H..... VCU 49, Duke 48
Jan. 20, 1978 A..... Duke 65, VCU 59
Dec. 12, 1978 A..... Duke 70, VCU 57
Jan. 19, 1980 H..... Duke 64, VCU 58
Feb. 15, 1985 H..... Duke 86, VCU 62
Dec. 10, 1988 A..... Duke 83, VCU 76
Nov. 15, 1995 H..... #17/16 Duke 93, VCU 51

VIRGINIA TECH21-2

Home 11-1 • Away 9-1 • Neutral 1-0
Jan. 24, 1981 A..... Virginia Tech 66, Duke 55
Dec. 11, 1981 H..... Duke 71, Virginia Tech 58
Dec. 5, 1992 H..... Duke 85, Virginia Tech 63
Nov. 17, 1998 H..... Virginia Tech 72, #6/4 Duke 70
Dec. 8, 1999 A..... #20/18 Duke 70, #24/24 Virginia Tech 61
Jan. 9, 2005 H..... #2/2 Duke 88, #25/25 Virginia Tech 67
Feb. 6, 2006 A..... #2/2 Duke 73, Virginia Tech 62
Feb. 22, 2006 H..... #1/1 Duke 93, Virginia Tech 51
Mar. 3, 2006 N..... #2/2 Duke 69, Virginia Tech 56
Jan. 7, 2007 A..... #3/3 Duke 86, Virginia Tech 54
Jan. 29, 2007 H..... #1/1 Duke 75, Virginia Tech 65
Feb. 1, 2008 H..... #9/11 Duke 85, Virginia Tech 50
Feb. 22, 2008 A..... #11/11 Duke 72, Virginia Tech 60
Jan. 16, 2009 A..... #4/10 Duke 57, Virginia Tech 52
Feb. 19, 2009 H..... #7/8 Duke 62, Virginia Tech 46
Jan. 21, 2010 H..... #6/ 7 Duke 69, Virginia Tech 38
Feb. 14, 2010 A..... #8/7 Duke 65, Virginia Tech 53
Jan. 16, 2011 A..... #3/3 Duke 57, Virginia Tech 43
Feb. 20, 2011 H..... #7/7 Duke 90, Virginia Tech 40
Jan. 15, 2012 A..... #7/6 Duke 61, Virginia Tech 34
Feb. 15, 2012 H..... #5/5 Duke 67, Virginia Tech 45
Jan. 16, 2013 H..... #4/4 Duke 58, Virginia Tech 26
Feb. 14, 2013 A..... #5/4 Duke 77, Virginia Tech 33

WAGNER2-0

Home 0-0 • Away 2-0 • Neutral 0-0
Jan. 7, 1983 A..... Duke 87, Wagner 56
Dec. 25, 1989 A..... Duke 66, Wagner 56

WAKE FOREST57-16

Home 25-6 • Away 24-8 • Neutral 8-2
Jan. 19, 1977 A..... Wake Forest 57, Duke 52
Dec. 8, 1977 H..... Wake Forest 55, Duke 54
Nov. 30, 1978 A..... Duke 65, Wake Forest 52
Jan. 29, 1979 H..... Duke 77, Wake Forest 66
Nov. 24, 1979 N..... Duke 80, Wake Forest 70
Jan. 16, 1980 H..... Duke 71, Wake Forest 68
Dec. 8, 1980 H..... Duke 98, Wake Forest 75
Jan. 14, 1981 A..... Duke 76, Wake Forest 61
Dec. 1, 1981 A..... Wake Forest 67, Duke 60
Jan. 12, 1982 H..... Duke 75, Wake Forest 52
Feb. 2, 1983 A..... Duke 76, Wake Forest 58
Jan. 20, 1984 H..... Duke 66, Wake Forest 57
Feb. 1, 1984 A..... Wake Forest 73, Duke 58
Dec. 5, 1984 A..... Wake Forest 64, Duke 53
Jan. 19, 1985 H..... Wake Forest 59, Duke 55
Dec. 4, 1985 H..... Duke 77, Wake Forest 67
Feb. 15, 1986 A..... #20/-Duke 76, Wake Forest 59
Mar. 1, 1986 N..... Wake Forest 72, #-/25 Duke 71
Jan. 14, 1987 H..... Wake Forest 73, Duke 72
Jan. 31, 1987 A..... Duke 84, Wake Forest 63
Jan. 12, 1988 A..... Wake Forest 58, #11/11 Duke 57
Feb. 16, 1988 H..... Wake Forest 62, Duke 59
Jan. 24, 1989 H..... Wake Forest 72, Duke 69
Feb. 27, 1989 A..... Wake Forest 79, Duke 74
Jan. 24, 1990 A..... Wake Forest 72, Duke 63
Feb. 3, 1990 H..... Duke 66, Wake Forest 61
Jan. 18, 1991 H..... Duke 65, Wake Forest 52
Feb. 16, 1991 A..... Wake Forest 68, Duke 51
Jan. 18, 1992 A..... Duke 73, Wake Forest 59
Feb. 26, 1992 H..... Duke 69, Wake Forest 61
Mar. 6, 1992 N..... Duke 61, Wake Forest 52
Jan. 25, 1993 H..... Wake Forest 64, Duke 60
Feb. 19, 1993 A..... Duke 71, Wake Forest 59
Mar. 5, 1993 N..... Wake Forest 70, Duke 69
Jan. 2, 1994 A..... Duke 56, Wake Forest 50
Feb. 1, 1994 H..... Duke 60, Wake Forest 51

Jan. 16, 1995.....H..... Duke 76, Wake Forest 58
 Feb. 16, 1995.....A.....#22/25 Duke 78, Wake Forest 66
 Jan. 14, 1996.....A.....#16/16 Duke 74, Wake Forest 64
 Feb. 8, 1996.....H.....#14/13 Duke 85, Wake Forest 66
 Mar. 1, 1996.....N.....#12/12 Duke 67, Wake Forest 61
 Jan. 9, 1997.....H.....#14/14 Duke 82, Wake Forest 70
 Feb. 6, 1997.....A.....#20/20 Duke 81, Wake Forest 58
 Jan. 2, 1998.....A.....#23/22 Duke 73, Wake Forest 60
 Feb. 2, 1998.....H.....#14/14 Duke 79, Wake Forest 55
 Jan. 11, 1999.....A.....#12/16 Duke 74, Wake Forest 59
 Feb. 11, 1999.....H.....#7/7 Duke 86, Wake Forest 48
 Jan. 13, 2000.....H.....#8/11 Duke 82, Wake Forest 48
 Feb. 14, 2000.....A.....#14/12 Duke 69, Wake Forest 38
 Jan. 2, 2001.....H.....#5/5 Duke 81, Wake Forest 56
 Feb. 1, 2001.....A.....#4/4 Duke 66, Wake Forest 58
 Mar. 2, 2001.....N.....#4/4 Duke 75, Wake Forest 68 (OT)
 Jan. 6, 2002.....H.....#11/10 Duke 91, Wake Forest 46
 Feb. 7, 2002.....A.....#5/5 Duke 83, Wake Forest 60
 Jan. 16, 2003.....H.....#1/1 Duke 71, Wake Forest 61
 Feb. 17, 2003.....A.....#2/2 Duke 83, Wake Forest 41
 Mar. 7, 2003.....N.....#2/2 Duke 64, Wake Forest 59
 Dec. 5, 2003.....A.....#4/4 Duke 88, Wake Forest 55
 Feb. 12, 2004.....H.....#4/4 Duke 80, Wake Forest 55
 Mar. 6, 2004.....N.....#1/1 Duke 77, Wake Forest 59
 Jan. 19, 2005.....A.....#1/1 Duke 99, Wake Forest 86
 Mar. 5, 2005.....N.....#6/6 Duke 107, Wake Forest 50
 Jan. 2, 2006.....H.....#2/2 Duke 100, Wake Forest 54
 Feb. 11, 2007.....A.....#1/1 Duke 77, Wake Forest 45
 Feb. 10, 2008.....H.....#11/12 Duke 71, Wake Forest 36
 Feb. 25, 2009.....A.....#10/11 Duke 83, Wake Forest 50
 Jan. 10, 2010.....H.....#9/9 Duke 65, Wake Forest 51
 Feb. 11, 2011.....A.....#5/7 Duke 82, Wake Forest 39
 Mar. 4, 2011.....N.....#8/7 Duke 79, Wake Forest 50
 Jan. 6, 2012.....A.....#7/6 Duke 76, Wake Forest 58
 Feb. 2, 2012.....H.....#5/5 Duke 75, Wake Forest 43
 Jan. 13, 2013.....A.....#4/5 Duke 73, Wake Forest 44
 Feb. 17, 2013.....H.....#5/4 Duke 81, Wake Forest 70

WASHINGTON.....0-2
Home 0-0 • Away 0-1 • Neutral 0-1
 Dec. 27, 1985.....N..... Washington 83, Duke 71
 Dec. 28, 1992.....A..... Washington 72, Duke 48

WESTERN CAROLINA.....3-3
Home 3-1 • Away 0-2 • Neutral 0-0
 Feb. 11, 1977.....A..... Western Carolina 77, Duke 45
 Feb. 18, 1978.....H..... Western Carolina 93, Duke 56
 Feb. 17, 1979.....A..... Western Carolina 89, Duke 78
 Feb. 28, 1983.....H..... Duke 77, Western Carolina 67
 Dec. 6, 1989.....H..... Duke 77, Western Carolina 64
 Feb. 9, 1994.....H..... Duke 117, Western Carolina 44

WESTERN KENTUCKY.....5-0
Home 2-0 • Away 2-0 • Neutral 1-0
 Mar. 20, 2000.....H.....#7/10 Duke 90, Western Kentucky 70
 Nov. 28, 2008.....A.....#12/13 Duke 59, Western Kentucky 56
 Nov. 26, 2009.....N.....#10/12 Duke 70, Western Kentucky 47
 Nov. 21, 2010.....H.....#6/6 Duke 82, Western Kentucky 55
 Nov. 20, 2011.....A.....#8/8 Duke 80, Western Kentucky 54

WEST TEXAS STATE.....1-0
Home 0-0 • Away 1-0 • Neutral 0-0
 Mar. 20, 1986.....A..... Duke 68, West Texas State 67

WEST VIRGINIA.....2-0
Home 1-0 • Away 1-0 • Neutral 0-0
 Dec. 18, 1995.....A.....#16/18 Duke 84, West Virginia 64
 Nov. 27, 1996.....H.....#16/17 Duke 84, West Virginia 70

WILLIAM & MARY.....4-0
Home 2-0 • Away 1-0 • Neutral 1-0
 Nov. 24, 1984.....N..... Duke 86, William & Mary 48
 Dec. 5, 1988.....H..... Duke 65, William & Mary 47
 Dec. 9, 1989.....A..... Duke 65, William & Mary 62
 Nov. 18, 2000.....H.....#3/3 Duke 81, William & Mary 46

WINTHROP.....1-0
Home 1-0 • Away 0-0 • Neutral 0-0
 Dec. 9, 1986.....H..... Duke 80, Winthrop 45

WISCONSIN.....2-0
Home 1-0 • Away 1-0 • Neutral 0-0
 Nov. 27, 1987.....H.....#19/18 Duke 86, Wisconsin 66
 Dec. 2, 2010.....A.....#5/5 Duke 59, Wisconsin 51

WISCONSIN-GREEN BAY.....1-0
Home 1-0 • Away 1-0 • Neutral 0-0
 Jan. 2, 1991.....H..... Duke 70, Wisconsin-Green Bay 59

WISCONSIN-MILWAUKEE.....2-0
Home 1-0 • Away 0-0 • Neutral 1-0
 Dec. 3, 1994.....H..... Duke 104, Wisconsin-Milwaukee 34
 Mar. 17, 2001.....N.....#5/5 Duke 96, Wisconsin-Milwaukee 63

XAVIER.....3-1
Home 1-1 • Away 2-0 • Neutral 0-0
 Jan. 5, 1981.....A..... Duke 74, Xavier 46
 Dec. 28, 1990.....H..... Xavier 78, Duke 73
 Dec. 21, 2010.....H.....#3/3 Duke 46, #4/4 Xavier 45
 Nov. 25, 2012.....A.....#4/4 Duke 82, xavier 59

YALE.....1-0
Home 1-0 • Away 0-0 • Neutral 0-0
 Dec. 6, 1991.....H..... Duke 60, Yale 55

School	Record	Last	School	Record	Last	School	Record	Last
Alabama	0-1	1995	Harvard	3-0	1990	Old Dominion	7-4	2006
Albany	1-0	2010	Hofstra	2-0	1989	Oral Roberts	1-0	2000
American	1-0	1993	Holy Cross	4-0	2007	Pacific	1-0	2004
Appalachian State	10-4	1994	Houston	2-0	2007	Peace	2-1	1980
Arizona State	1-0	2008	Houston Baptist	1-0	2009	Penn State	5-1	2007
Arkansas	2-1	2002	Howard	2-0	2002	Pennsylvania	1-0	1984
Arkansas State	2-0	2005	Illinois	0-3	1998	Pepperdine	1-0	1996
Auburn	5-0	2011	Illinois State	1-0	1997	Pfeiffer	0-1	1975
Austin Peay	1-0	2009	Iona	1-0	2012	Pittsburgh	4-0	2011
Ball State	2-0	2005	Iowa	1-0	2008	Presbyterian	1-0	2012
Baptist	1-0	1982	Iowa State	2-0	2002	Princeton	3-0	1994
Baylor	0-1	2010	Indiana State	2-0	1994	Providence	3-1	2010
Boston College	11-2	2013	Jacksonville State	1-0	2004	Purdue	5-3	2011
Boston University	2-0	2006	James Madison	6-1	2010	Quinnipiac	1-0	2008
Bowling Green	1-0	2006	Kansas State	1-0	2004	Radford	3-0	1993
Brigham Young	3-0	2011	Kent	2-0	1997	Rhode Island	1-0	2004
Bucknell	1-0	2007	Kentucky	3-1	2011	Richmond	6-1	1997
California	2-1	2012	LaSalle	0-1	1980	Rider	1-0	1985
CSU-Bakersfield	1-0	2012	Liberty	3-0	2004	Rutgers	3-2	2007
Campbell	3-5	2000	Louisiana State	3-2	2010	Sacramento State	1-0	1999
Canisius	1-0	2005	Louisiana Tech	2-0	2004	Saint Joseph's	4-1	2002
Catawba	1-0	1979	Louisville	1-1	1998	Samford	1-0	2012
Charleston Southern	2-0	2002	Loyola (Maryland)	2-0	1994	San Diego	2-0	2005
Charlotte	7-3	2010	Loyola Marymount	1-0	2003	San Diego State	2-0	2010
Cheyney State	2-0	1985	Maine	2-0	2009	San Francisco	0-1	1996
Cincinnati	0-1	1980	Manhattan	5-1	1997	San Jose State	1-0	1987
Clemson	36-32	2013	Marist	2-0	2011	Seton Hall	4-2	1999
Cleveland State	1-0	1988	Marquette	2-0	2004	Shaw	0-2	1977
College of Charleston	1-0	1990	Marshall	0-1	1981	Siena	1-0	2008
Colorado	0-1	1980	Mars Hill	2-0	1984	SMU	1-0	2006
Colorado State	1-0	2005	Marquette	1-0	2009	South Alabama	1-0	1990
Connecticut	3-9	2013	Maryland	40-39	2013	South Carolina	1-1	2002
Dartmouth	1-0	2006	McNeese State	1-0	1993	South Florida	3-0	2007
Dayton	0-1	1980	Md.-Eastern Shore	1-2	1985	Southern	2-0	2008
Davidson	3-1	2004	Miami (Fla.)	10-1	2013	Southern California	6-0	2012
Delaware	1-0	1996	Miami (Ohio)	1-0	1993	Southern Illinois	1-0	1998
Denver	1-0	2007	Michigan	4-0	2012	SE Louisiana	1-0	1988
DePaul	2-1	2011	Michigan State	2-1	2009	Southwest Texas State	1-0	1990
Detroit	3-0	2002	Middle Tennessee St.	1-0	1998	SW Missouri State	0-1	2001
Drake	1-0	1992	Minnesota	0-1	2004	St. John's	3-0	2013
Duquesne	1-0	2000	Mississippi State	1-0	1996	Stanford	2-3	2012
East Carolina	6-9	2002	Monmouth	1-0	2012	Stephen F. Austin	2-0	2004
East Tennessee State	5-0	1992	Montana	1-0	1994	Stetson	3-0	1984
Eastern Kentucky	1-1	1983	Morgan State	1-0	1993	Syracuse	1-0	1996
Eastern Washington	1-0	1988	Murray State	1-0	2008	TCU	2-0	2005
Elon College	3-4	2003	Nebraska	1-0	2013	Temple	7-0	2011
Fairfield	2-0	2005	New Hampshire	1-0	1989	Tennessee	6-5	2009
Florida	2-1	1998	Norfolk State	1-0	2002	Tennessee-Martin	1-0	2011
Florida A&M	1-0	1999	Northeastern	2-0	2006	Texas	3-1	2006
Florida International	1-1	2002	Northwestern State	2-1	2004	Texas A&M	1-3	2010
Florida State	35-8	2013	North Carolina	38-47	2013	Texas-San Antonio	1-0	1990
Furman	4-0	1984	N.C. A&T	1-0	1984	Texas Tech	2-0	2003
Gardner-Webb	1-0	2011	N.C. Central	5-3	2009	Toledo	2-1	2001
George Mason	3-0	2000	N.C. State	34-40	2013	Tulane	1-0	1988
George Washington	1-1	1997	UNC Asheville	9-0	1999	Tulsa	2-0	2003
Georgetown	4-0	2001	UNC Greensboro	10-2	2007	UCLA	2-1	2000
Georgia	3-0	2005	UNC Wilmington	8-2	2011	USC Upstate	1-0	2011
Georgia Southern	2-1	2009	North Georgia	1-0	1982	Utah	1-0	2003
Georgia State	1-1	2003	Northern Illinois	1-0	1987	Utah Valley	1-0	2007
Georgia Tech	57-7	2012	Notre Dame	1-6	2013	Valparaiso	1-0	2012
Guilford	2-0	1980	Ohio	1-0	1998	Vanderbilt	4-2	2012
Hampton	5-0	2013	Ohio State	1-0	2009	Villanova	1-0	1999
Hartford	0-1	2008	Oklahoma	0-1	2002	Virginia	32-32	2013
			Oklahoma State	4-0	2013	VCU	6-1	1996
						Virginia Tech	21-2	2013
						Wagner	2-0	1989
						Wake Forest	57-16	2013
						Washington	0-2	1993
						Western Carolina	3-3	1994
						Western Kentucky	5-0	2011
						West Texas State	1-0	1986
						West Virginia	2-0	1997
						William & Mary	4-0	2000
						Winthrop	1-0	1986
						Wisconsin	2-0	2010
						Wisconsin-Green Bay	1-0	1991
						Wisconsin-Milwaukee	2-0	2001
						Xavier	3-1	2012
						Yale	1-0	1991

Bold denotes ACC School

America East Conference

Opponent	GP	W	L
Albany	1	1	0
Hartford	1	0	1
Maine	2	2	0
New Hampshire	1	1	0
Total	5	4	1

Atlantic Coast Conference

Opponent	GP	W	L
Boston College	13	1	2
Clemson	68	36	32
Florida State	43	35	8
Georgia Tech	64	55	7
Maryland	79	40	39
Miami (Fla.)	11	10	1
North Carolina	86	39	47
N.C. State	73	33	40
Virginia	64	32	32
Virginia Tech	22	20	2
Wake Forest	75	57	18
Total	592	365	228

Atlantic Sun Conference

Opponent	GP	W	L
East Tenn. St.	5	5	0
Stetson	3	3	0
USC Upstate	1	1	0
Total	9	9	0

Atlantic 10 Conference

Opponent	GP	W	L
Charlotte	10	7	3
Dayton	1	0	1
Duquesne	1	1	0
G. Washington	2	1	1
La Salle	1	0	1
Rhode Island	1	1	0
Richmond	7	6	1
St. Joseph's	5	4	1
Temple	7	7	0
VCU	7	6	1
Xavier	4	3	1
Total	46	37	10

Big East Conference

Opponent	GP	W	L
Cincinnati	1	0	1
Connecticut	12	3	9
DePaul	3	2	1
Georgetown	4	4	0
Louisville	2	1	1
Marquette	3	3	0
Notre Dame	7	1	6
Providence	4	3	1
Pittsburgh	4	4	0
Rutgers	5	3	2
Seton Hall	6	4	2
St. John's	3	3	0
South Florida	3	3	0
Syracuse	1	1	0
Villanova	1	1	0
Total	59	36	23

Big Sky Conference

Opponent	GP	W	L
Eastern Wash.	1	1	0
Montana	1	1	0
Sacramento St.	1	1	0
Total	3	3	0

Big South Conference

Opponent	GP	W	L
Campbell	8	3	5
Charleston So.	2	2	0
Gardner-Webb	1	1	0
Liberty	3	3	0
Presbyterian	1	1	0
UNC Asheville	9	9	0
Radford	3	3	0
Winthrop	1	1	0
Total	28	23	5

Big Ten Conference

Opponent	GP	W	L
Illinois	3	0	3
Iowa	1	1	0
Michigan	4	4	0
Michigan State	3	2	1
Minnesota	1	0	1
Nebraska	1	1	0
Ohio State	1	1	0
Penn State	6	5	1
Purdue	8	5	3
Wisconsin	2	2	0
Total	30	21	9

Big 12 Conference

Opponent	GP	W	L
Baylor	1	0	1
Iowa State	2	2	0
Kansas State	1	1	0
Oklahoma	1	0	1
Oklahoma State	4	4	0
TCU	2	2	0
Texas	4	3	1
Texas Tech	3	3	0
West Virginia	2	2	0
Total	20	17	3

Big West Conference

Opponent	GP	W	L
Pacific	1	1	0
San Diego State	2	2	0
Total	3	3	0

Colonial Conference

Opponent	GP	W	L
Delaware	1	1	0
George Mason	3	3	0
Hofstra	2	2	0
James Madison	7	6	1
UNC Wilmington	10	8	2
Northeastern	2	2	0
William & Mary	4	4	0
Total	29	26	3

Conference USA

Opponent	GP	W	L
East Carolina	15	6	9
Florida Int'l	2	1	1
Houston	2	2	0
Louisiana Tech	2	2	0
Marshall	1	0	1
Old Dominion	10	7	3
Texas-San Ant.	1	1	0
Tulane	1	1	0
Tulsa	2	2	0
SMU	1	1	0
Total	37	23	14

Great West Conference

Opponent	GP	W	L
Utah Valley	1	1	0
Total	1	1	0

Horizon League

Opponent	GP	W	L
Cleveland St.	1	1	0
Detroit	3	3	0
Wis.-Green Bay	1	1	0
Wis.-Milwaukee	2	2	0
Total	7	7	0

Ivy League

Opponent	GP	W	L
Harvard	3	3	0
Pennsylvania	1	1	0
Princeton	3	3	0
Yale	1	1	0
Dartmouth	1	1	0
Total	9	9	0

Metro Atlantic Conference

Opponent	GP	W	L
Canisius	1	1	0
Fairfield	2	2	0
Iona	1	1	0
Manhattan	6	5	1
Rider	1	1	0
Siena	1	1	0
Marist	2	2	0
Total	14	13	1

Mid-American Conference

Opponent	GP	W	L
Ball State	2	2	0
Kent State	2	2	0
Miami (Ohio)	1	1	0
Northern Illinois	1	1	0
Ohio	1	1	0
Toledo	3	2	1
Bowling Green	1	1	0
Total	11	10	1

Mid-Eastern Conference

Opponent	GP	W	L
Florida A&M	1	1	0
Hampton	5	5	0
Howard	2	2	0
Md.-East. Shore	3	1	2
Morgan State	1	1	0
Norfolk State	1	1	0
N.C. Central	2	2	0
N.C. A&T	1	1	0
Total	16	14	2

Missouri Valley Conference

Opponent	GP	W	L
Drake	1	1	0
Illinois State	1	1	0
Indiana State	2	2	0
Missouri State	1	0	1
Southern Illinois	1	1	0
Total	6	5	1

Mountain West Conference

Opponent	GP	W	L
Colorado State	1	1	0
San Jose State	1	1	0
Total	2	2	0

Northeast Conference

Opponent	GP	W	L
Monmouth	1	1	0
Wagner	2	2	0
Quinnipiac	1	1	0
Total	4	4	0

Ohio Valley Conference

Opponent	GP	W	L
Austin Peay	1	1	0
Eastern Ky.	2	1	1
Jacksonville St.	1	1	0
Murray State	1	1	0
UT Martin	1	1	0
Total	6	5	1

Pacific-12 Conference

Opponent	GP	W	L
Arizona State	1	1	0
California	2	1	1
Colorado	1	0	1
USC	6	6	0
Stanford	5	2	3
UCLA	3	2	1
Utah	1	1	0
Washington	2	0	2
Total	21	13	8

Patriot Conference

Opponent	GP	W	L
American	1	1	0
Boston U.	2	2	0
Bucknell	1	1	0
Holy Cross	4	4	0
Loyola (Md.)	2	2	0
Total	10	10	0

Southeastern Conference

Opponent	GP	W	L
Alabama	1	0	1
Arkansas	3	2	1
Auburn	5	5	0
Florida	3	2	1
Georgia	3	3	0
Kentucky	4	3	1
LSU	5	3	2
Mississippi State	1	1	0
South Carolina	2	1	1
Tennessee	11	6	5
Texas A&M	3	1	2
Vanderbilt	6	4	2
Total	47	31	16

Southern Conference

Opponent	GP	W	L
Appalachian St.	14	10	4
C. of Charleston	1	1	0
Davidson	4	3	1
Elon	7	3	4
Furman	4	4	0
Georgia So.	3	2	1
Samford	1	1	0
UNCG	12	10	2
West. Carolina	6	3	3
Total	52	37	15

Southland Conference

Opponent	GP	W	L
Houston Baptist	1	1	0
Oral Roberts	1	1	0
McNeese State	1	1	0
Northwest. St.	3	2	1
Southeast. La.	1	1	0
Stephen Austin	2	2	0
Total	9	8	1

Southwestern Conference

Opponent	GP	W	L
Southern	2	2	0
Total	2	2	0

Sun Belt Conference

Opponent	GP	W	L
Arkansas State	2	2	0
Denver	1	1	0
Georgia State	2	1	1
Middle Tenn. St.	1	1	0
South Alabama	1	1	0
Western Ky.	5	5	0
Total	12	11	1

West Coast Conference

Opponent	GP	W	L
Brigham Young	3	3	0
Loy. Marymount	1	1	0
Pepperdine	1	1	0
San Diego	2	2	0
San Francisco	1	0	1
Total	8	7	1

GAMES BY DATE

2013-14 WOMEN'S BASKETBALL MEDIA GUIDE

YEAR	OPPONENT	LOCATION	SCORE	RESULT	NOVEMBER 22 (6-1)				
NOVEMBER 10 (1-0)					1980	LaSalle	Philadelphia, Pa.	57-84	L
2000	UCLA	Albuquerque, N.M.	80-52	W	1997	Notre Dame	Durham, N.C.	80-62	W
NOVEMBER 11 (5-0)					2000	Boston College	Boston, Mass.	67-49	W
2000	LSU	Albuquerque, N.M.	56-45	W	2002	East Carolina	Durham, N.C.	108-46	W
2001	Texas Tech	Durham, N.C.	85-69	W	2005	Fairfield	Durham, N.C.	110-44	W
2006	Northeastern	Durham, N.C.	102-49	W	2007	Purdue	Durham, N.C.	53-41	W
2007	Denver	Denver, Colo.	57-37	W	2008	Southern	Chicago, Ill.	93-52	W
2011	Brigham Young	Provo, Utah	61-55	W	NOVEMBER 23 (8-0)				
NOVEMBER 12 (1-0)					1984	Furman	Durham, N.C.	103-66	W
2004	Davidson	Durham, N.C.	89-69	W	1985	Maryland-Eastern Shore	Durham, N.C.	85-68	W
NOVEMBER 13 (2-1)					1991	East Tennessee State	Johnson City, Tenn.	104-71	W
1998	Connecticut	San Jose, Calif.	74-104	L	1996	UNC Asheville	Durham, N.C.	90-52	W
2009	Houston Baptist	Houston, Texas	104-35	W	1998	Vanderbilt	Durham, N.C.	79-71	W
2010	Brigham Young	Durham, N.C.	69-54	W	2003	Purdue	Durham, N.C.	93-63	W
NOVEMBER 14 (3-0)					2007	Temple	Durham, N.C.	64-53	W
1998	Stanford	San Jose, Calif.	77-57	W	2012	Valparaiso	Durham, N.C.	90-45	w
2004	South Florida	Durham, N.C.	82-50	W	NOVEMBER 24 (8-1)				
2008	Oklahoma St.	Durham, N.C.	77-68	W	1979	Wake Forest	Charlottesville, Va.	80-70	W
NOVEMBER 15 (3-1)					1984	William & Mary	Winston-Salem, N.C.	86-48	W
1995	Virginia Commonwealth	Richmond, Va.	93-51	W	1990	Louisville	Lansing, Mich.	66-73	L
1999	UNC Greensboro	Greensboro, N.C.	72-47	W	1995	Pepperdine	New Orleans, La.	108-70	W
2009	Texas A&M	College Station, Texas	77-95	L	1996	UNC Greensboro	Durham, N.C.	98-68	W
2010	Southern California	Durham, N.C.	75-50	W	1999	Vanderbilt	Durham, N.C.	68-59	W
NOVEMBER 16 (2-1)					2001	Davidson	Durham, N.C.	107-58	W
2001	Elon	Durham, N.C.	102-52	W	2002	Tennessee	Raleigh, N.C.	76-55	W
2003	Texas	West Lafayette, Ind.	77-85	L	2010	Pittsburgh	Pittsburgh, Pa.	93-55	W
2008	Maine	Durham, N.C.	98-31	W	NOVEMBER 25 (8-4)				
NOVEMBER 17 (1-4)					1979	Virginia	Charlottesville, Va.	58-74	L
1995	Texas A&M	College Station, Texas	73-83	L	1988	Eastern Washington	Bangor, Maine	79-57	W
1998	Virginia Tech	Durham, N.C.	70-72	L	1989	Illinois	Bowling Green, Ky.	63-68	L
2004	Notre Dame	South Bend, Ind.	65-76	L	1990	Georgetown	Lansing, Mich.	80-68	W
1999	Boston College	Durham, N.C.	70-77	L	1995	Mississippi State	New Orleans, La.	72-67	W
2012	Presbyterian	Durham, N.C.	84-45	W	2000	Duquesne	Durham, N.C.	97-66	W
NOVEMBER 18 (6-1)					2001	South Carolina	Durham, N.C.	81-87	L (OT)
2000	William & Mary	Williamsburg, Va.	81-46	W	2005	Arkansas State	Durham, N.C.	110-56	W
2001	Toledo	Toledo, Ohio	65-71	L	2006	Michigan	Ann Arbor, Mich.	92-47	W
2005	Penn State	State College, Pa.	93-67	W	2007	Connecticut	St. Thomas, USVI	48-74	L
2007	UNC Greensboro	Durham, N.C.	84-39	W	2011	Gardner-Webb	Freepport, Bahamas	97-31	W
2010	Auburn	Auburn, Ala.	75-62	W	2013	Xavier	Cincinnati, Ohio	82-59	W
2011	Auburn	Durham, N.C.	73-50	W	NOVEMBER 26 (10-1)				
2012	Iona	Durham, N.C.	100-31	W	1982	Eastern Kentucky	Durham, N.C.	74-57	W
NOVEMBER 19 (4-0)					1983	N.C. Central	Durham, N.C.	103-60	W
1997	UNC Greensboro	Durham, N.C.	78-51	W	1985	Cheyney	Durham, N.C.	98-66	W
2004	Penn State	Durham, N.C.	66-58	W	1988	San Diego	Bangor, Maine	64-56	W
2006	Houston	Houston, Texas	81-35	W	1989	St. Johns	Bowling Green, Ky.	95-63	W
2009	Georgia Southern	Durham, N.C.	69-42	W	1993	Morgan State	Durham, N.C.	116-63	W
NOVEMBER 20 (5-0)					1994	Montana	Norfolk, Va.	89-49	W
1981	George Washington	Durham, N.C.	82-45	W	2000	Toledo	Durham, N.C.	71-41	W
1984	N.C. Central	Durham, N.C.	109-53	W	2004	Stephen F. Austin	Grand Bahama Island, Bahamas	84-29	W
2000	Penn State	State College, Pa.	88-87	W	2009	Western Kentucky	Cancun, Mexico	70-47	W
2005	Old Dominion	Norfolk, Va.	93-56	W	2011	Notre Dame	Freepport, Bahamas	54-56	L
2011	Western Kentucky	Bowling Green, Ky.	80-54	W	NOVEMBER 27 (10-1)				
NOVEMBER 21 (3-4)					1981	Georgia Tech	Durham, N.C.	62-50	W
1980	St. Joseph's	Philadelphia, Pa.	57-84	L	1983	Mars Hill	Durham, N.C.	90-47	W
1981	Marshall	Durham, N.C.	57-58	L	1987	Wisconsin	Durham, N.C.	86-66	W
1998	Notre Dame	South Bend, Ind.	57-84	L	1991	UNC Wilmington	Durham, N.C.	94-37	W
2003	Elon	Durham, N.C.	108-26	W	1994	Old Dominion	Norfolk, Va.	59-64	L
2006	Penn State	Durham, N.C.	70-42	W	1996	West Virginia	Durham, N.C.	84-70	W
2008	Hartford	Chicago, Ill.	51-53	L	1999	Florida A&M	Durham, N.C.	93-38	W
2010	Western Kentucky	Durham, N.C.	82-55	W	2004	Kansas State	Grand Bahama Island, Bahamas	63-51	W
NOVEMBER 28 (10-1)					2005	Auburn	Durham, N.C.	69-37	W
1978	UNC Wilmington	Durham, N.C.	71-61	W	2009	Marquette	Cancun, Mexico	74-43	W
1984	Mars Hill	Durham, N.C.	93-60	W	2010	Charlotte	Charlotte, N.C.	61-55	W
1986	Florida	Chicago, Ill.	76-74	W	NOVEMBER 28 (10-1)				

1989	Appalachian State	Boone, N.C.	73-65	W	DECEMBER 4 (12-1)				
1997	Detroit	San Juan, Puerto Rico	87-65	W	1978	Guilford	Durham, N.C.	82-48	W
1998	Marquette	Durham, N.C.	91-60	W	1980	N.C. State	Durham, N.C.	78-96	L
1999	Penn State	Durham, N.C.	63-49	W	1982	UNC Charlotte	Durham, N.C.	78-46	W
2002	Hampton	St. Thomas, USVI	71-34	W	1985	Wake Forest	Durham, N.C.	77-67	W
2007	Vanderbilt	Nashville, Tenn.	55-68	L	1992	Northeastern	Durham, N.C.	64-53	W
2008	Western Kentucky	Bowling Green, Ky.	59-56	W	1993	American	Durham, N.C.	104-71	W
2012	Michigan	Ann Arbor, Mich.	71-54	W	1994	Indiana State	Durham, N.C.	100-66	W
NOVEMBER 29 (5-3)					1995	Michigan State	Durham, N.C.	67-52	W
1979	N.C. State	Raleigh, N.C.	55-86	L	2004	Pacific	Durham, N.C.	86-30	W
1980	George Mason	Durham, N.C.	86-50	W	2005	Texas	Durham, N.C.	84-70	W
1983	Virginia	Durham, N.C.	58-72	L	2006	Rutgers	New Brunswick, N.J.	85-45	W
1986	DePaul	Chicago, Ill.	72-78	L	2008	Iowa	Durham, N.C.	71-47	W
1990	East Tennessee State	Durham, N.C.	85-55	W	2011	Pittsburgh	Durham, N.C.	92-43	W
1993	Loyola (MD)	Baltimore, Md.	76-67	W	DECEMBER 5 (5-2)				
1995	UNC Asheville	Asheville, N.C.	95-57	W	1977	Virginia	Durham, N.C.	57-74	L
1997	Southern Illinois	Durham, N.C.	76-54	W	1984	Wake Forest	Winston-Salem, N.C.	53-64	L
NOVEMBER 30 (10-1)					1988	William & Mary	Durham, N.C.	65-47	W
1978	Wake Forest	Winston-Salem, N.C.	66-52	W	1992	Virginia Tech	Durham, N.C.	85-63	W
1985	George Mason	Fairfax, Va.	85-66	W	1993	Miami (Ohio)	Durham, N.C.	98-54	W
1987	Howard	Durham, N.C.	83-71	W	1999	Virginia	Durham, N.C.	83-62	W
1988	East Carolina	Durham, N.C.	93-60	W	2003	Wake Forest	Durham, N.C.	88-55	W
1991	Fairfield	Cambridge, Mass.	75-68	W	DECEMBER 6 (14-4)				
1994	UNC Asheville	Durham, N.C.	114-57	W	1975	Pfeiffer	Durham, N.C.	49-77	L
1996	Illinois State	Durham, N.C.	85-58	W	1979	North Carolina	Chapel Hill, N.C.	58-91	L
1997	Illinois	Durham, N.C.	65-77	L	1980	Appalachian State	Durham, N.C.	90-71	W
2002	Arkansas	St. Thomas, USVI	74-72	W (OT)	1983	Clemson	Durham, N.C.	72-78	L
2003	Auburn	Durham, N.C.	66-57	W	1986	Appalachian State	Durham, N.C.	84-66	W
2010	James Madison	Harrisonburg, Va.	75-58	W	1987	Providence	Providence, R.I.	87-75	W
DECEMBER 1 (10-2)					1989	Western Carolina	Durham, N.C.	77-64	W
1977	UNC Greensboro	Durham, N.C.	57-82	L	1991	Yale	Durham, N.C.	60-55	W
1979	East Carolina	Durham, N.C.	76-75	W	1995	Florida State	Durham, N.C.	92-30	W
1981	Wake Forest	Winston-Salem, N.C.	60-67	L	1997	Ohio	Durham, N.C.	99-59	W
1982	Clemson	Clemson, S.C.	72-70	W	1998	Tennessee	Orlando, Fla.	60-74	L
1984	Radford	Radford, Va.	83-64	W	2001	Virginia	Charlottesville, Va.	107-73	W
1985	Richmond	Richmond, Va.	99-65	W	2002	Howard	Durham, N.C.	128-53	W
1989	New Hampshire	Durham, N.C.	82-47	W	2005	TCU	Fort Worth, Texas	92-52	W
1990	Harvard	Durham, N.C.	90-76	W	2007	Rutgers	Durham, N.C.	49-44	W
1991	Harvard	Cambridge, Mass.	86-63	W	2009	Southern California	Durham, N.C.	78-72	W
1992	UNC Wilmington	Durham, N.C.	88-52	W	2010	Texas A&M	Durham, N.C.	61-58	W
1996	St. Joseph's	Durham, N.C.	63-46	W	2012	Georgia Tech	Durham, N.C.	85-52	W
2011	Purdue	Durham, N.C.	64-53	W	DECEMBER 7 (5-4)				
DECEMBER 2 (11-3)					1978	North Carolina	Durham, N.C.	65-82	L
1978	East Carolina	Greenville, N.C.	66-81	L	1985	Maryland	College Park, Md.	60-74	L
1980	UNC Wilmington	Durham, N.C.	78-77	W	1990	San Antonio	San Marcos, Texas	71-68	W
1983	Toledo	Richmond, Ky.	66-59	W	1991	Seton Hall	Durham, N.C.	60-67	L
1988	Cleveland State	Durham, N.C.	100-60	W	1994	Florida State	Durham, N.C.	84-68	W
1989	Boston College	Durham, N.C.	85-64	W	1996	Old Dominion	Durham, N.C.	77-89	L
1990	Purdue	Durham, N.C.	58-69	L	1997	Michigan	Durham, N.C.	64-63	W
1995	Delaware	New Orleans, La.	95-50	W	2006	Vanderbilt	Durham, N.C.	69-48	W
1998	Florida State	Durham, N.C.	91-72	W	2008	Michigan	Durham, N.C.	60-45	W
1999	Elon	Elon, N.C.	101-44	W	DECEMBER 8 (12-3)				
2001	Louisiana Tech	Orlando, Fla.	76-64	W	1977	Wake Forest	Durham, N.C.	54-55	L
2004	Tennessee	Knoxville, Tenn.	59-57	W	1979	UNC Asheville	Durham, N.C.	101-53	W
2007	Penn State	State College, Pa.	84-86	L	1980	Wake Forest	Durham, N.C.	98-75	W
2010	Wisconsin	Madison, Wis.	59-51	W	1981	N.C. State	Durham, N.C.	53-70	L
2012	California	Durham, N.C.	77-63	W	1984	Maryland	Durham, N.C.	68-58	W
DECEMBER 3 (6-4)					1990	Southwest Texas State	San Marcos, Texas	68-57	W
1975	St. Augustine	Durham, N.C.	45-65	L	1992	East Tennessee State	Durham, N.C.	114-74	W
1977	East Carolina	Greenville, N.C.	55-80	L	1993	Appalachian State	Boone, N.C.	79-66	W
1979	Furman	Spartanburg, S.C.	90-56	W	1996	Richmond	Richmond, Va.	89-60	W
1981	North Carolina	Durham, N.C.	47-73	L	1998	Hampton	Durham, N.C.	83-47	W
1983	Eastern Kentucky	Richmond, Ky.	44-46	L	1999	Virginia Tech	Blacksburg, Va.	70-61	W
1986	Clemson	Durham, N.C.	78-72	W	2001	Georgetown	Washington, D.C.	89-54	W
1988	James Madison	Durham, N.C.	80-79	W	2002	St. Joseph's	Durham, N.C.	82-48	W
1994	Wisconsin- Milwaukee	Durham, N.C.	104-34	W	2007	Pittsburgh	New York, N.Y.	51-49	W
2000	George Mason	Fairfax, Va.	88-69	W	2011	Kentucky	Lexington, Ky.	65-72	L
2009	Ohio State	Durham, N.C.	83-67	W	DECEMBER 9 (5-2)				
DECEMBER 9 (5-2)					1975	Peace	Raleigh, N.C.	48-81	L

GAMES BY DATE

2013-14 WOMEN'S BASKETBALL MEDIA GUIDE

1986	Winthrop	Durham, N.C.	80-45	W	1988	Stanford	Durham, N.C.	76-91	L
1988	Connecticut	Richmond, Va.	83-69	W	1992	Appalachian State	Durham, N.C.	79-76	W
1989	William & Mary	Williamsburg, Va.	65-62	W	1993	Detroit Mercy	Berkeley, Calif.	94-82	W
2000	Clemson	Clemson, S.C.	75-93	L	1995	Manhattan	Manhattan, N.Y.	73-61	W
2010	Albany	Durham, N.C.	83-48	W	1997	UCLA	Durham, N.C.	83-93	L
2012	St. John's	New York, N.Y.	60-42	W	1999	Sacramento State	Nassau, Bahamas	81-45	W
DECEMBER 10 (5-2)					2001	Liberty	Durham, N.C.	95-53	W
1980	Virginia	Charlottesville, Va.	57-73	L	2003	Northwestern State	Natchitoches, La.	105-53	W
1982	Furman	Durham, N.C.	88-51	W	2004	Ball State	Muncie, Ind.	81-31	W
1983	Maryland	College Park, Md.	54-81	L	2008	Siena	Chicago, Ill.	86-41	W
1987	East Tennessee State	Durham, N.C.	86-48	W	2011	UNC Wilmington	Durham, N.C.	107-45	W
1988	Virginia Commonwealth	Richmond, Va.	83-76	W	DECEMBER 21 (12-2)				
1995	Seton Hall	Durham, N.C.	76-66	W	1979	St. John's	Durham, N.C.	55-79	L
2006	Texas	Durham, N.C.	80-52	W	1984	Georgia Southern	Tampa, Fla.	71-65	W
DECEMBER 11 (7-0)					1987	Harvard	Durham, N.C.	86-61	W
1981	Virginia Tech	Durham, N.C.	71-58	W	1990	South Alabama	Tampa, Fla.	76-70	W
1982	Baptist	Durham, N.C.	86-37	W	1993	California	Berkeley, Calif.	66-72	L
1991	UNC Asheville	Durham, N.C.	100-42	W	1994	Charleston Southern	Durham, N.C.	101-57	W
1992	UNC Greensboro	Greensboro, N.C.	80-76	W	1996	Manhattan	Durham, N.C.	85-36	W
1993	McNeese State	Durham, N.C.	103-50	W	1999	Liberty	Nassau, Bahamas	66-45	W
1999	Seton Hall	South Orange, N.J.	66-52	W	2002	Tulsa	Tulsa, Okla.	90-36	W
2011	USC Upstate	Durham, N.C.	93-35	W	2006	Pittsburgh	Cancun, Mexico	72-51	W
DECEMBER 12 (5-1)					2007	Bucknell	Durham, N.C.	92-49	W
1978	Virginia Commonwealth	Richmond, Va.	70-57	W	2009	Maine	Orono, Maine	75-34	W
1986	Maryland	College Park, Md.	64-65	L	2010	Xavier	Durham, N.C.	46-45	W
1987	East Carolina	Greenville, N.C.	68-49	W	2012	CSU Bakersfield	Los Angeles, Calif.	97-63	W
1998	Temple	Durham, N.C.	112-34	W	DECEMBER 22 (5-0)				
2004	Liberty	Durham, N.C.	83-48	W	1979	Princeton	Princeton, N.J.	66-61	W
2010	Oklahoma State	Durham, N.C.	73-45	W	1990	South Florida	Tampa, Fla.	78-62	W
DECEMBER 13 (0-1)					1997	Maryland	Durham, N.C.	65-48	W
1997	Clemson	Clemson, S.C.	61-72	L	2005	Colorado State	Durham, N.C.	99-52	W
DECEMBER 14 (2-0)					2012	Southern California	Los Angeles, Calif.	75-60	W
1991	UNC Greensboro	Durham, N.C.	87-76	W	DECEMBER 25 (1-0)				
2003	Tulsa	Durham, N.C.	90-36	W	1989	Wagner	Staten Island, N.Y.	66-56	W
DECEMBER 15 (1-1)					DECEMBER 27 (4-2)				
2004	Jacksonville State	Durham, N.C.	99-36	W	1985	Washington	Villanova, Pa.	71-83	L
2009	Stanford	Palo Alto, Calif.	55-71	L	1986	Hofstra	Long Island, N.Y.	82-69	W
DECEMBER 16 (3-0)					1987	California	Berkeley, Calif.	85-57	W
2001	UNC Greensboro	Durham, N.C.	90-58	W	1992	Drake	Seattle, Wash.	71-58	W
2002	Charleston Southern	Durham, N.C.	106-38	W	2001	Tennessee	Atlanta, Ga.	68-89	L
2008	Stanford	Durham, N.C.	56-52	W	2002	Detroit Mercy	South Padre Island, Texas	92-52	W
DECEMBER 17 (1-0)					DECEMBER 28 (12-2)				
2000	Arkansas State	Cancun, Mexico	69-45	W	1985	Cheyney	Villanova, Pa.	100-56	W
DECEMBER 18 (8-1)					1989	Hofstra	Staten Island, N.Y.	86-48	W
1985	Rider	Lawrenceville, N.J.	79-36	W	1990	Xavier	Durham, N.C.	73-78	L
1989	Old Dominion	Norfolk, Va.	78-92	L	1991	Purdue	West Lafayette, Ind.	58-74	W
1990	Charleston	Durham, N.C.	82-54	W	1992	Washington	Seattle, Wash.	48-72	L
1994	Princeton	Durham, N.C.	67-64	W	1994	James Madison	Philadelphia, Pa.	75-63	W
1995	West Virginia	Morgantown, W.V.	84-64	W	1996	Rutgers	Greensboro, N.C.	74-36	W
2002	Florida International	Durham, N.C.	106-58	W	1997	Kent State	Gainesville, Fla.	69-57	W
2004	Purdue	Indianapolis, Ind.	66-48	W	1998	UCLA	Durham, N.C.	85-80	W
2007	Utah Valley	Durham, N.C.	95-61	W	1999	George Mason	Durham, N.C.	95-56	W
2009	James Madison	Durham, N.C.	79-65	W	2003	Hampton	Los Angeles, Calif.	90-59	W
DECEMBER 19 (6-0)					2005	St. John's	San Diego, Calif.	119-52	W
1985	Seton Hall	South Orange, N.J.	88-66	W	2007	Houston	Houston, Texas	84-68	W
1998	UNC Asheville	Durham, N.C.	94-27	W	2008	Quinnipiac	Durham, N.C.	78-50	W
2000	Oral Roberts	Cancun, Mexico	62-51	W	2009	N.C. Central	Durham, N.C.	117-28	W
2005	Ball State	Durham, N.C.	110-24	W	DECEMBER 29 (10-3)				
2006	Bowling Green	Cancun, Mexico	55-46	W	1983	Providence	Miami, Fla.	64-65	L
2008	Southern California	Chicago, Ill.	97-89	W	1986	St. John's	Jamaica, N.Y.	80-63	W
DECEMBER 20 (11-2)					1987	San Jose State	San Jose, Calif.	86-47	W
1984	Stetson	DeLand, Fla.	67-56	W	1988	Tulane	New Orleans, La.	80-72	W
1984	Georgetown	Tampa, Fla.	84-49	W	1991	Kent State	West Lafayette, Ind.	84-79	W
					1994	St. Joseph's	Philadelphia, Pa.	67-64	W
					1995	Kentucky	Greensboro, N.C.	73-54	W
					1996	George Washington	Greensboro, N.C.	48-54	L
					1997	Florida	Gainesville, Fla.	63-70	L
					2002	Iowa State	South Padre Island, Texas	88-59	W

GAMES BY DATE

2013-14 WOMEN'S BASKETBALL MEDIA GUIDE

2003	Loyola Marymount	Los Angeles, Calif.	81-53	W	1985	Virginia	Durham, N.C.	58-75	W
2004	Rhode Island	Auburn, Ala.	89-63	W	1990	Maryland	College Park, Md.	60-68	L
2006	Dartmouth	Hanover, N.H.	77-40	W	1991	Virginia	Durham, N.C.	56-92	L
DECEMBER 30 (14-1)					1994	East Carolina	Greenville, N.C.	110-69	W
1982	Virginia	Durham, N.C.	73-63	W	2004	Florida State	Durham, N.C.	79-66	W
1983	Seton Hall	Miami, Fla.	67-74	L	2006	Florida State	Durham, N.C.	87-68	W
1985	Indiana State	Durham, N.C.	94-40	W	2008	Miami	Miami, Fla.	84-72	W
1986	Kentucky	Jamaica, N.Y.	68-63	W	2009	Temple	Durham, N.C.	87-52	W
1987	Purdue	San Jose, Calif.	76-71	W	JANUARY 6 (6-2)				
1988	Southeastern Louisiana	Hammond, La.	82-71	W	1983	Manhattan	Manhattan, N.Y.	64-69	L
1995	Syracuse	Greensboro, N.C.	84-40	W	1993	Loyola (MD)	Durham, N.C.	61-52	W
1999	Georgetown	Durham, N.C.	68-53	W	1997	Virginia	Charlottesville, Va.	55-62	L
2000	Iowa State	Durham, N.C.	81-63	W	2002	Wake Forest	Durham, N.C.	91-46	W
2001	Georgia Tech	Atlanta, Ga.	76-60	W	2003	Clemson	Durham, N.C.	69-53	W
2005	San Diego	San Diego, Calif.	119-52	W	2011	Maryland	Durham, N.C.	71-64	W
2006	Boston University	Hanover, N.H.	72-42	W	2012	Wake Forest	Winston-Salem, N.C.	76-58	W
2010	Temple	Durham, N.C.	71-64	W	2013	Boston College	Boston, Mass.	90-53	W
2011	Temple	Philadelphia, Pa.	65-54	W	JANUARY 7 (7-2)				
2012	Monmouth	Durham, N.C.	73-32	W	1983	Wagner	Staten Island, N.Y.	87-56	W
DECEMBER 31 (5-0)					1984	Georgia Tech	Atlanta, Ga.	74-72	W
1984	Clemson	Durham, N.C.	84-76	W	1986	North Carolina	Durham, N.C.	79-78	W
1989	Seton Hall	South Orange, N.J.	72-65	W	1987	North Carolina	Chapel Hill, N.C.	68-76	L
1993	N.C. State	Durham, N.C.	69-66	W	1989	Virginia	Charlottesville, Va.	66-78	L
2008	Providence	Providence, R.I.	66-49	W	1992	N.C. State	Raleigh, N.C.	73-69	W
2009	Temple	Philadelphia, Pa.	70-62	W	1999	Georgia Tech	Durham, N.C.	113-46	W
JANUARY 1 (1-1)					2007	Virginia Tech	Blacksburg, Va.	86-54	W
1984	Florida International	Miami, Fla.	56-83	L	2010	Clemson	Clemson, S.C.	67-41	W
1995	Manhattan	Durham, N.C.	101-71	W	JANUARY 8 (8-1)				
JANUARY 2 (9-2)					1981	Manhattan	Durham, N.C.	74-54	W
1981	Cincinnati	Cincinnati, Ohio	64-86	L	1982	Stetson	DeLand, Fla.	79-59	W
1987	East Carolina	Durham, N.C.	84-70	W	1985	North Carolina	Durham, N.C.	63-62	W
1988	Boston University	Durham, N.C.	73-58	W	1995	Maryland	College Park, Md.	80-62	W
1989	Clemson	Clemson, S.C.	55-69	L	1996	Virginia	Durham, N.C.	60-61	L
1991	Wisconsin-Green Bay	Durham, N.C.	70-59	W	2001	Florida State	Tallahassee, Fla.	73-60	W
1994	Wake Forest	Winston-Salem, N.C.	56-50	W	2004	Georgia Tech	Atlanta, Ga.	77-45	W
1998	Wake Forest	Winston-Salem, N.C.	73-60	W	2006	Maryland	College Park, Md.	86-68	W
2001	Wake Forest	Durham, N.C.	81-56	W	2012	N.C. State	Durham, N.C.	83-59	W
2002	Maryland	Durham, N.C.	90-74	W	JANUARY 9 (5-5)				
2006	Wake Forest	Durham, N.C.	100-54	W	1980	Clemson	Clemson, S.C.	56-111	L
2012	Virginia	Durham, N.C.	77-66	W	1982	Georgia Southern	Durham, N.C.	58-64	L
JANUARY 3 (10-3)					1988	Maryland	College Park, Md.	73-83	L
1981	Dayton	Dayton, Ohio	78-99	L	1991	N.C. State	Raleigh, N.C.	84-96	L
1982	Maryland	Durham, N.C.	52-65	L	1993	Virginia	Charlottesville, Va.	57-76	L
1983	Georgia Tech	Atlanta, Ga.	55-43	W	1997	Wake Forest	Durham, N.C.	82-70	W
1990	Radford	Durham, N.C.	72-65	W	2000	Georgia Tech	Atlanta, Ga.	64-45	W
1992	Georgia Tech	Durham, N.C.	80-76	W	2003	Virginia	Charlottesville, Va.	60-59	W
1993	Florida State	Durham, N.C.	72-84	L	2005	Virginia Tech	Durham, N.C.	88-67	W
1997	Florida State	Durham, N.C.	87-46	W	2009	Miami	Durham, N.C.	73-58	W
2000	Maryland	College Park, Md.	79-61	W	JANUARY 10 (6-5)				
2004	Connecticut	Storrs, Conn.	68-67	W	1979	Catawba	Durham, N.C.	82-33	W
2007	Miami	Durham, N.C.	72-42	W	1981	Maryland	College Park, Md.	68-85	L
2008	N.C. Central	Durham, N.C.	82-29	W	1987	Brigham Young	Durham, N.C.	80-60	W
2010	Providence	Durham, N.C.	88-63	W	1989	North Carolina	Chapel Hill, N.C.	92-93	L (OT)
2013	N.C. State	Raleigh, N.C.	67-57	W	1990	N.C. State	Durham, N.C.	87-103	L
JANUARY 4 (9-0)					1992	Clemson	Durham, N.C.	72-107	L
1986	Radford	Durham, N.C.	86-72	W	1995	Virginia	Charlottesville, Va.	62-78	L
1987	Old Dominion	Durham, N.C.	63-56	W	2002	Clemson	Clemson, S.C.	81-58	W
1988	Clemson	Durham, N.C.	68-61	W	2007	Georgia Tech	Durham, N.C.	83-51	W
1995	N.C. State	Durham, N.C.	91-70	W	2010	Wake Forest	Durham, N.C.	65-51	W
1996	N.C. State	Raleigh, N.C.	73-75	W	2013	Clemson	Durham, N.C.	82-45	W
1998	Georgia Tech	Durham, N.C.	87-56	W	JANUARY 11 (7-4)				
1999	Virginia	Durham, N.C.	84-68	W	1978	Clemson	Clemson, S.C.	59-118	L
2005	Holy Cross	Durham, N.C.	101-42	W	1980	Connecticut	Durham, N.C.	69-81	L
2011	Kentucky	Durham, N.C.	54-48	W	1983	North Carolina	Durham, N.C.	68-84	L
JANUARY 5 (7-3)					1984	North Carolina	Chapel Hill, N.C.	63-72	L
1980	Colorado	Durham, N.C.	64-78	L	1986	Georgia Tech	Atlanta, Ga.	78-69	W
1981	Xavier	Cincinnati, Ohio	74-46	W	1996	Maryland	Durham, N.C.	57-53	W
					1999	Wake Forest	Winston-Salem, N.C.	74-59	W

2001	Georgia Tech	Durham, N.C.	86-83	W	1987	Maryland	Durham, N.C.	70-63	W
2004	North Carolina	Durham, N.C.	79-57	W	1989	N.C. State	Durham, N.C.	68-75	L
2006	Georgia Tech	Atlanta, Ga.	67-59	W	1996	Georgia Tech	Durham, N.C.	78-66	W
2008	Florida State	Durham, N.C.	70-38	W	1999	N.C. State	Raleigh, N.C.	67-62	W
					2005	Georgia Tech	Durham, N.C.	82-59	W
JANUARY 12 (4-5)					JANUARY 18 (8-5)				
1980	Georgia State	Durham, N.C.	57-68	L	1979	Maryland	College Park, Md.	55-82	L
1982	Wake Forest	Winston-Salem, N.C.	75-52	W	1980	Maryland	Durham, N.C.	63-82	L
1985	Georgia Tech	Atlanta, Ga.	65-58	W	1983	Maryland	Durham, N.C.	49-72	L
1988	Wake Forest	Winston-Salem, N.C.	57-58	L	1986	Virginia	Durham, N.C.	76-90	L
1991	Old Dominion	Durham, N.C.	70-62	W	1991	Wake Forest	Durham, N.C.	65-52	W
1994	N.C. State	Raleigh, N.C.	70-71	L	1992	Wake Forest	Winston-Salem, N.C.	73-59	W
1997	Maryland	College Park, Md.	64-68	L	1995	Georgia Tech	Atlanta, Ga.	80-71	W
1998	North Carolina	Chapel Hill, N.C.	74-83	L	1997	North Carolina	Durham, N.C.	73-87	L
2009	Maryland	Durham, N.C.	68-65	W	2001	N.C. State	Durham, N.C.	62-59	W
JANUARY 13 (9-2)					2004	Virginia	Charlottesville, Va.	63-52	W
1976	North Carolina	Chapel Hill, N.C.	53-85	L	2007	N.C. State	Raleigh, N.C.	66-51	W
1979	Georgia Tech	Durham, N.C.	70-55	W	2010	Connecticut	Durham, N.C.	48-81	W
1986	Clemson	Clemson, S.C.	93-77	W	2012	Georgia Tech	Atlanta, Ga.	79-62	W
1990	Georgia Tech	Durham, N.C.	72-68	W	JANUARY 19 (4-8)				
1993	N.C. State	Raleigh, N.C.	60-77	L	1977	Wake Forest	Winston-Salem, N.C.	52-57	L
2000	Wake Forest	Durham, N.C.	82-48	W	1978	N.C. State	Raleigh, N.C.	43-125	L
2002	N.C. State	Raleigh, N.C.	73-68	W	1980	Virginia Commonwealth	Durham, N.C.	64-58	W
2003	Georgia Tech	Atlanta, Ga.	79-59	W	1981	East Carolina	Greenville, N.C.	69-79	L
2007	Maryland	Durham, N.C.	81-62	W	1982	North Carolina	Chapel Hill, N.C.	59-93	L
2012	Florida State	Durham, N.C.	73-66	W	1985	Wake Forest	Durham, N.C.	55-59	L
2013	Wake Forest	Winston-Salem, N.C.	73-44	W	1988	N.C. State	Raleigh, N.C.	85-97	L
JANUARY 14 (12-4)					1993	North Carolina	Chapel Hill, N.C.	54-66	L
1978	Maryland	Durham, N.C.	47-117	L	1994	North Carolina	Durham, N.C.	68-79	L
1981	Wake Forest	Winston-Salem, N.C.	76-61	W	1998	N.C. State	Raleigh, N.C.	75-61	W
1983	San Diego State	Durham, N.C.	82-68	W	2005	Wake Forest	Winston-Salem, N.C.	99-86	W
1984	Pennsylvania	Durham, N.C.	74-47	W	2006	N.C. State	Durham, N.C.	77-57	W
1985	Clemson	Clemson, S.C.	76-70	W	2009	N.C. State	Raleigh, N.C.	61-58	W (OT)
1987	Wake Forest	Winston-Salem, N.C.	72-73	L	JANUARY 20 (6-3)				
1989	Maryland	Durham, N.C.	86-87	L	1976	East Carolina	Durham, N.C.	31-72	L
1994	Georgia Tech	Durham, N.C.	77-59	W	1978	Virginia Commonwealth	Richmond, Va.	65-59	W
1996	Wake Forest	Winston-Salem, N.C.	74-64	W	1979	N.C. State	Durham, N.C.	44-99	L
1999	Clemson	Durham, N.C.	86-77	W	1984	Wake Forest	Durham, N.C.	66-57	W
2001	Maryland	College Park, Md.	75-64	W	1990	North Carolina	Durham, N.C.	90-88	W
2005	Virginia	Charlottesville, Va.	87-65	W	2000	N.C. State	Raleigh, N.C.	75-80	L (OT)
2006	Boston College	Boston, Mass.	66-52	W	2002	Virginia	Durham, N.C.	86-69	W
2008	Maryland	College Park, Md.	70-85	L	2003	North Carolina	Durham, N.C.	78-67	W (OT)
2010	Miami	Coral Gables, Fla.	69-62	W	2008	N.C. State	Durham, N.C.	71-57	W
2011	Florida State	Tallahassee, Fla.	87-70	W	JANUARY 21 (4-6)				
JANUARY 15 (3-4)					1977	Elon College	Durham, N.C.	47-48	L
1976	N.C. Central	Durham, N.C.	36-64	L	1980	Georgia Tech	Atlanta, Ga.	72-71	W
1982	James Madison	Greenville, N.C.	75-76	L	1986	N.C. State	Durham, N.C.	70-66	W
1988	Georgia Tech	Durham, N.C.	77-71	W (OT)	1987	N.C. State	Durham, N.C.	79-86	L
1991	North Carolina	Durham, N.C.	78-72	W	1989	Old Dominion	Durham, N.C.	70-77	L
1992	North Carolina	Chapel Hill, N.C.	54-58	L	1991	Maryland	Durham, N.C.	63-74	L
1997	N.C. State	Raleigh, N.C.	73-86	L	1992	Florida State	Tallahassee, Fla.	55-67	L
2012	Virginia Tech	Blacksburg	61-34	W	2010	Virginia Tech	Durham, N.C.	69-38	W
JANUARY 16 (13-1)					2011	Georgia Tech	Durham, N.C.	69-32	W
1979	UNC Greensboro	Greensboro, N.C.	65-51	W	2013	Connecticut	Storrs, Conn.	49-79	L
1980	Wake Forest	Durham, N.C.	71-68	W	JANUARY 22 (6-2)				
1982	Campbell	Greenville, N.C.	83-64	W	1976	Campbell	Buies Creek, N.C.	55-73	L
1990	Virginia	Durham, N.C.	84-74	W	1983	Richmond	Durham, N.C.	77-65	W
1993	Maryland	Durham, N.C.	51-82	L	1985	N.C. State	Raleigh, N.C.	62-68	L
1994	Florida State	Durham, N.C.	66-60	W	1999	North Carolina	Chapel Hill, N.C.	93-71	W
1995	Wake Forest	Durham, N.C.	76-58	W	2001	Virginia	Charlottesville, Va.	71-68	W
1998	Florida State	Durham, N.C.	96-76	W	2004	Maryland	Durham, N.C.	78-48	W
2000	Clemson	Durham, N.C.	60-51	W	2007	Tennessee	Knoxville, Tenn.	74-70	W
2003	Wake Forest	Durham, N.C.	71-61	W	2012	Maryland	Durham, N.C.	80-72	W
2006	Holy Cross	Worcester, Mass.	84-36	W	JANUARY 23 (7-2)				
2009	Virginia Tech	Blacksburg, Va.	57-52	W	1980	Virginia	Durham, N.C.	65-63	W
2011	Virginia Tech	Blacksburg, Va.	57-43	W	1982	Clemson	Clemson, S.C.	59-84	L
2013	Virginia Tech	Blacksburg, Va.	58-26	W	1988	Virginia	Durham, N.C.	49-72	L
JANUARY 17 (4-2)					1993	Radford	Radford, Va.	59-58	W
1984	Clemson	Clemson, S.C.	73-79	L					

1994	Clemson	Clemson, S.C.	74-67	W	JANUARY 29 (6-6)				
1998	Virginia	Durham, N.C.	93-66	W	1976	N.C. State	Durham, N.C.	37-67 L	
2003	Maryland	Durham, N.C.	101-52	W	1979	Wake Forest	Durham, N.C.	77-66 W	
2006	Tennessee	Durham, N.C.	75-53	W	1981	North Carolina	Durham, N.C.	65-77 L	
2011	N.C. State	Raleigh, N.C.	65-64	W	1983	Clemson	Durham, N.C.	95-81 W	
JANUARY 24 (7-10)					1985	Richmond	Durham, N.C.	73-46 W	
1978	North Carolina	Chapel Hill, N.C.	68-87	L	1990	Clemson	Clemson, S.C.	49-64 L	
1979	Virginia	Charlottesville, Va.	61-68	L	1993	Georgia Tech	Durham, N.C.	80-86 L (OT)	
1981	Virginia Tech	Blacksburg, Va.	55-66	L	2003	N.C. State	Raleigh, N.C.	54-44 W	
1984	N.C. State	Durham, N.C.	62-86	L	2006	North Carolina	Durham, N.C.	70-74 L	
1987	Virginia	Charlottesville, Va.	43-71	L	2007	Virginia Tech	Durham, N.C.	75-65 W	
1989	Wake Forest	Durham, N.C.	69-72	L	2009	Florida State	Tallahassee, Fla.	75-82 L (OT)	
1990	Wake Forest	Winston-Salem, N.C.	63-72	L	2010	Florida State	Durham, N.C.	73-43 W	
1992	Maryland	Durham, N.C.	54-80	L	JANUARY 30 (4-3)				
1996	North Carolina	Chapel Hill, N.C.	86-85	W	1982	Appalachian State	Boone, N.C.	75-60 W	
1997	Clemson	Durham, N.C.	70-61	W	1988	Georgia Tech	Atlanta, Ga.	80-71 W	
2000	Florida State	Tallahassee, Fla.	59-54	W	1998	Maryland	College Park, Md.	53-54 L	
2002	North Carolina	Durham, N.C.	102-82	W	2000	Virginia	Charlottesville, Va.	49-61 L	
2004	Tennessee	Durham, N.C.	69-72	L	2004	N.C. State	Durham, N.C.	75-56 W	
2005	North Carolina	Chapel Hill, N.C.	51-56	L	2005	N.C. State	Raleigh, N.C.	52-49 W	
2008	Georgia Tech	Atlanta, Ga.	73-47	W	2012	Connecticut	Durham, N.C.	45-61 L	
2010	Maryland	College Park, Md.	58-57	W	JANUARY 31 (7-3)				
2013	Clemson	Clemson, S.C.	60-46	W	1979	UNC Greensboro	Durham, N.C.	64-52 W	
JANUARY 25 (9-2)					1981	UNC Asheville	Durham, N.C.	85-54 W	
1977	UNC Charlotte	Durham, N.C.	64-60	W	1983	Georgia Tech	Durham, N.C.	80-40 W	
1982	Stetson	Durham, N.C.	70-44	W	1987	Wake Forest	Winston-Salem, N.C.	84-63 W	
1985	Georgia Tech	Durham, N.C.	75-67	W	1989	Richmond	Richmond, Va.	70-87 L	
1993	Wake Forest	Durham, N.C.	60-64	L	1993	Clemson	Clemson, S.C.	63-88 L	
1994	Virginia	Durham, N.C.	66-87	L	1996	Clemson	Durham, N.C.	74-63 W	
1995	North Carolina	Durham, N.C.	74-72	W	2002	Georgia Tech	Durham, N.C.	86-50 W	
1998	Clemson	Durham, N.C.	78-59	W	2011	Connecticut	Storrs, Conn.	51-87 L	
1999	Florida State	Tallahassee, Fla.	92-75	W	2013	Miami	Durham, N.C.	82-43 W	
2001	North Carolina	Chapel Hill, N.C.	92-85	W (OT)	FEBRUARY 1 (5-7)				
2007	Florida State	Tallahassee, Fla.	73-60	W	1977	N.C. State	Durham, N.C.	35-87 L	
2009	Georgia Tech	Durham, N.C.	60-34	W	1984	Wake Forest	Winston-Salem, N.C.	58-73 L	
JANUARY 26 (6-3)					1986	Virginia	Durham, N.C.	67-81 L	
1976	N.C. Central	Durham, N.C.	43-44	L	1988	Clemson	Clemson, S.C.	65-78 L	
1978	UNC Greensboro	Durham, N.C.	63-81	L	1991	Maryland	College Park, Md.	45-44 W	
1979	Peace	Durham, N.C.	90-75	W	1992	Virginia	Durham, N.C.	54-81 L	
1983	N.C. State	Raleigh, N.C.	55-71	L	1994	Wake Forest	Durham, N.C.	60-51 W	
1987	Georgia Tech	Durham, N.C.	85-66	W	1995	Clemson	Clemson, S.C.	64-78 L	
1991	Georgia Tech	Atlanta, Ga.	93-79	W	1999	Maryland	Durham, N.C.	72-54 W	
2003	Florida State	Durham, N.C.	81-63	W	2001	Wake Forest	Winston-Salem, N.C.	66-58 W	
2006	Clemson	Clemson, S.C.	97-65	W	2003	Connecticut	Durham, N.C.	65-77 L	
2011	Clemson	Durham, N.C.	92-37	W	2008	Virginia Tech	Durham, N.C.	85-50 W	
JANUARY 27 (9-2)					FEBRUARY 2 (9-4)				
1982	Virginia	Durham, N.C.	80-63	W	1978	N.C. State	Durham, N.C.	36-86 L	
1986	Princeton	Durham, N.C.	77-35	W	1980	Appalachian State	Durham, N.C.	88-70 W	
1988	North Carolina	Durham, N.C.	65-66	L	1981	Clemson	Durham, N.C.	54-67 L	
1990	Georgia Tech	Atlanta, Ga.	74-78	L	1983	Wake Forest	Winston-Salem, N.C.	76-58 W	
1996	Florida State	Tallahassee, Fla.	61-47	W	1985	Virginia	Charlottesville, Va.	66-74 L	
1997	Georgia Tech	Atlanta, Ga.	83-58	W	1996	N.C. State	Durham, N.C.	74-80 L	
2000	North Carolina	Durham, N.C.	101-58	W	1997	Florida State	Tallahassee, Fla.	77-70 W	
2002	Florida State	Tallahassee, Fla.	102-80	W	1998	Wake Forest	Durham, N.C.	79-55 W	
2005	Maryland	Durham, N.C.	60-57	W	2002	Maryland	College Park, Md.	66-55 W	
2012	Clemson	Clemson, S.C.	81-37	W	2004	Clemson	Clemson, S.C.	78-60 W	
2013	Boston College	Durham, N.C.	80-56	W	2007	Virginia	Charlottesville, Va.	76-61 W	
JANUARY 28 (5-5)					2009	Boston College	Durham, N.C.	69-58 W	
1977	Virginia Commonwealth	Durham, N.C.	48-49	L	2012	Wake Forest	Durham, N.C.	75-43 W	
1978	Appalachian State	Boone, N.C.	60-87	L	FEBRUARY 3 (5-3)				
1980	Peace	Durham, N.C.	83-60	W	1976	Campbell	Durham, N.C.	69-72 L	
1984	Richmond	Richmond, Va.	81-71	W	1977	Campbell	Buies Creek, N.C.	63-78 L	
1989	Georgia Tech	Durham, N.C.	94-97	L	1987	N.C. State	Raleigh, N.C.	76-69 W	
1991	Clemson	Clemson, S.C.	49-63	L	1990	Wake Forest	Durham, N.C.	66-61 W	
1994	Clemson	Durham, N.C.	82-90	L	2000	Maryland	Durham, N.C.	62-63 L	
1995	Florida State	Tallahassee, Fla.	75-71	W	2005	Miami	Coral Gables, Fla.	72-63 W	
2001	Clemson	Durham, N.C.	92-42	W	2011	Boston College	Durham, N.C.	66-53 W	
2008	Tennessee	Durham, N.C.	69-67	W	2013	North Carolina	Chapel Hill, N.C.	84-63 W	

FEBRUARY 4 (0-7)

1978	UNC Charlotte	Charlotte, N.C.	66-72	L
1984	Virginia	Charlottesville, Va.	55-82	L
1989	Maryland	College Park, Md.	64-100	L
1999	Virginia	Charlottesville, Va.	66-56	L
2004	Florida State	Tallahassee, Fla.	74-80	L
2008	North Carolina	Durham, N.C.	76-93	L
2010	Boston College	Boston, Mass.	57-61	L

FEBRUARY 5 (6-8)

1977	Shaw	Durham, N.C.	59-76	L
1979	Clemson	Durham, N.C.	58-94	L
1980	UNC Wilmington	Wilmington, N.C.	67-68	L
1982	North Georgia	Dahlonega, Ga.	74-62	W
1983	Virginia	Charlottesville, Va.	63-66	W
1986	N.C. State	Raleigh, N.C.	86-102	L
1992	Loyola (MD)	Durham, N.C.	109-59	W
1993	Maryland	College Park, Md.	71-90	L
1994	Maryland	College Park, Md.	50-67	L
1995	N.C. State	Raleigh, N.C.	55-71	L
1996	Maryland	College Park, Md.	52-63	L
1998	Georgia Tech	Atlanta, Ga.	58-55	W
2007	Clemson	Durham, N.C.	105-53	W
2009	Virginia	Charlottesville, Va.	81-67	W

FEBRUARY 6 (8-3)

1978	East Carolina	Durham, N.C.	66-70	L
1981	Georgia Tech	Durham, N.C.	74-51	W
1982	Georgia Tech	Atlanta, Ga.	61-64	L
1985	Maryland	College Park, Md.	63-60	W
1988	Notre Dame	Durham, N.C.	66-78	L
1991	N.C. State	Durham, N.C.	63-98	W
1997	Wake Forest	Winston-Salem, N.C.	81-58	W
2003	Clemson	Clemson, S.C.	61-49	W
2005	Florida State	Durham, N.C.	75-64	W
2006	Virginia Tech	Blacksburg, Va.	73-62	W
2012	North Carolina	Durham, N.C.	96-56	W

FEBRUARY 7 (7-3)

1976	Elon	Elon, N.C.	43-82	L
1981	Furman	Durham, N.C.	89-48	W
1987	Georgia Tech	Atlanta, Ga.	86-72	W
1990	N.C. State	Raleigh, N.C.	61-80	L
1995	Maryland	Durham, N.C.	67-63	W
1999	Georgia Tech	Atlanta, Ga.	74-73	W
2002	Wake Forest	Winston-Salem, N.C.	83-60	W
2004	Georgia Tech	Durham, N.C.	81-41	W
2008	Boston College	Boston, Mass.	51-41	W
2011	North Carolina	Chapel Hill, N.C.	60-62	L

FEBRUARY 8 (5-7)

1977	Shaw	Raleigh, N.C.	51-89	L
1979	Clemson	Raleigh, N.C.	56-81	L
1980	North Carolina	College Park, Md.	63-85	L
1984	Maryland	Durham, N.C.	63-64	L
1986	Clemson	Durham, N.C.	80-76	W
1989	Clemson, N.C.	Durham, N.C.	50-71	L
1992	Florida State	Durham, N.C.	53-61	L
1996	Wake Forest	Durham, N.C.	85-66	W
2001	Florida State	Durham, N.C.	69-71	L
2007	North Carolina	Chapel Hill, N.C.	64-53	W
2010	North Carolina	Durham, N.C.	79-51	W
2013	Virginia	Charlottesville, Va.	62-41	W

FEBRUARY 9 (4-4)

1978	Maryland	Charlottesville, Va.	39-103	L
1987	Clemson	Clemson, S.C.	76-79	L
1991	Virginia	Charlottesville, Va.	61-86	L
1993	N.C. State	Durham, N.C.	82-65	W
1994	Western Carolina	Durham, N.C.	117-44	W
1997	Maryland	Durham, N.C.	66-57	W
2009	North Carolina	Chapel Hill, N.C.	60-75	L
2012	Boston College	Chesnut Hill, Mass.	71-62	W

FEBRUARY 10 (6-2)

1982	N.C. State	Raleigh, N.C.	61-81	L
1988	Old Dominion	Norfolk, Va.	83-81	W
1990	Virginia	Charlottesville, Va.	62-86	L
1996	Virginia	Charlottesville, Va.	72-69	W
2002	Clemson	Durham, N.C.	77-69	W
2003	Virginia	Durham, N.C.	75-48	W
2006	Virginia	Durham, N.C.	88-65	W
2008	Wake Forest	Durham, N.C.	71-36	W

FEBRUARY 11 (8-2)

1977	Western Carolina	Cullowhee, N.C.	45-77	L
1980	UNC Greensboro	Greensboro, N.C.	82-74	W
1984	Georgia Tech	Durham, N.C.	69-61	W
1989	Virginia	Durham, N.C.	81-99	L
1999	Wake Forest	Durham, N.C.	86-48	W
2000	Georgia Tech	Durham, N.C.	83-51	W
2007	Wake Forest	Winston-Salem, N.C.	77-45	W
2010	N.C. State	Durham, N.C.	70-39	W
2011	Wake Forest	Winston-Salem, N.C.	82-39	W
2013	Maryland	Durham, N.C.	71-56	W

FEBRUARY 12 (8-6)

1977	N.C. Central	Durham, N.C.	47-52	L
1979	Davidson	Durham, N.C.	78-25	W
1981	Maryland	Clemson, S.C.	49-72	L
1985	North Carolina	Chapel Hill, N.C.	68-88	L
1986	North Carolina	Chapel Hill, N.C.	86-79	W
1987	Richmond	Richmond, Va.	68-52	W
1992	North Carolina	Durham, N.C.	64-69	L
1994	Virginia	Charlottesville, Va.	60-73	L
1995	Virginia	Durham, N.C.	61-67	L
1997	N.C. State	Raleigh, N.C.	96-95	W (OT)
1998	North Carolina	Durham, N.C.	83-70	W
2001	Georgia Tech	Atlanta, Ga.	74-54	W
2004	Wake Forest	Durham, N.C.	80-55	W
2012	Florida State	Tallahassee, Fla.	67-57	W

FEBRUARY 13 (8-2)

1982	UNC Asheville	Asheville, N.C.	60-45	W
1983	Maryland	College Park, Md.	68-89	L
1988	Maryland	Durham, N.C.	81-73	W
1993	Virginia	Durham, N.C.	61-97	L
2003	Georgia Tech	Durham, N.C.	82-43	W
2005	Maryland	College Park, Md.	60-49	W
2006	Maryland	Durham, N.C.	90-80	W
2008	Clemson	Clemson, S.C.	83-54	W
2009	Clemson	Durham, N.C.	77-53	W
2011	Boston College	Durham, N.C.	66-53	W

FEBRUARY 14 (7-2)

1976	Elon	Durham, N.C.	47-50	L
1980	UNC Charlotte	Durham, N.C.	66-61	W
1987	Northern Illinois	Durham, N.C.	85-68	W
1990	UNC Charlotte	Durham, N.C.	65-49	W
1999	Clemson	Clemson, S.C.	75-80	L
2000	Wake Forest	Winston-Salem, N.C.	69-38	W
2004	North Carolina	Chapel Hill, N.C.	89-79	W
2010	Virginia Tech	Blacksburg, Va.	65-53	W
2013	Virginia Tech	Blacksburg, Va.	77-33	W

FEBRUARY 15 (8-1)

1985	Virginia Commonwealth	Durham, N.C.	86-62	W
1986	Wake Forest	Winston-Salem, N.C.	76-59	W
1989	North Carolina	Durham, N.C.	74-72	W
1992	Virginia	Charlottesville, Va.	48-93	L
1993	Clemson	Durham, N.C.	67-65	W
1998	Florida State	Tallahassee, Fla.	79-67	W
2001	Maryland	Durham, N.C.	75-54	W
2007	Boston College	Durham, N.C.	73-52	W
2012	Virginia Tech	Durham, N.C.	67-45	W

FEBRUARY 16 (5-4)

1977	N.C. Central	Durham, N.C.	58-53	W
------	--------------	--------------	-------	---

1978	Appalachian State	Durham, N.C.	68-75	L	FEBRUARY 22 (6-8)				
1979	Appalachian State	Boone N.C.	64-85	W	1979	East Carolina	Boone, N.C.	46-69	L
1982	East Carolina	Durham, N.C.	57-79	L	1980	North Carolina	Raleigh, N.C.	59-83	L
1984	North Carolina	Durham, N.C.	80-67	W	1983	N.C. State	Durham, N.C.	81-102	L
1988	Wake Forest	Durham, N.C.	59-62	L	1986	Maryland	Durham, N.C.	67-72	L
1995	Wake Forest	Winston-Salem, N.C.	78-66	W	1991	Clemson	Durham, N.C.	59-67	L
1997	Clemson	Clemson, S.C.	69-72	L	1992	Maryland	College Park, Md.	69-74	L
2009	Tennessee	Knoxville, Tenn.	62-54	W	1994	North Carolina	Chapel Hill, N.C.	58-70	L
					1998	Virginia	Charlottesville, Va.	85-78	W (OT)
FEBRUARY 17 (6-4)					2001	Virginia	Durham, N.C.	76-53	W
1979	Western Carolina	Cullowhee, N.C.	78-89	L	2004	Maryland	College Park, Md.	72-59	W
1983	North Carolina	Chapel Hill, N.C.	65-82	L	2006	Virginia Tech	Durham, N.C.	93-51	W
1986	UNC Asheville	Durham, N.C.	95-41	W	2008	Virginia Tech	Blacksburg, Va.	72-60	W
1996	Georgia Tech	Atlanta, Ga.	70-55	W	2009	Maryland	College Park, Md.	59-77	L
2000	N.C. State	Durham, N.C.	70-64	W	2013	Florida State	Durham, N.C.	61-50	W
2003	Wake Forest	Winston-Salem, N.C.	83-41	W					
2005	Clemson	Durham, N.C.	72-48	W	FEBRUARY 23 (3-3)				
2008	Maryland	Durham, N.C.	69-76	L	1980	East Carolina	Raleigh, N.C.	65-99	L
2011	Maryland	College Park, Md.	47-69	L	1981	Appalachian State	Boone, N.C.	69-46	W
2013	Wake Forest	Durham, N.C.	81-70	W	1985	UNC Wilmington	Wilmington, N.C.	96-86	W
					1987	North Carolina	Durham, N.C.	67-83	L
FEBRUARY 18 (6-5)					1993	North Carolina	Durham, N.C.	63-84	L
1978	Western Carolina	Durham, N.C.	56-93	L	1996	North Carolina	Durham, N.C.	61-58	W
1981	North Carolina	Chapel Hill, N.C.	47-77	L					
1984	Campbell	Durham, N.C.	89-64	W	FEBRUARY 24 (9-2)				
1990	Maryland	Durham, N.C.	58-62	L	1977	Campbell	High Point, N.C.	50-61	L
1992	N.C. State	Durham, N.C.	67-87	L	1978	North Carolina	Durham, N.C.	72-80	L
1994	Maryland	Durham, N.C.	62-60	W	1988	N.C. State	Durham, N.C.	68-66	W
1995	Georgia Tech	Durham, N.C.	77-68	W	1991	Georgia Tech	Durham, N.C.	89-76	W
1999	N.C. State	Durham, N.C.	75-67	W	2000	Florida State	Durham, N.C.	87-52	W
2001	N.C. State	Raleigh, N.C.	55-69	L	2002	North Carolina	Chapel Hill, N.C.	90-75	W
2002	N.C. State	Durham, N.C.	81-54	W	2005	Miami	Durham, N.C.	95-61	W
2007	Maryland	College Park, Md.	69-57	W	2008	Virginia	Durham, N.C.	78-70	W
					2011	Virginia	Charlottesville, N.C.	71-48	W
FEBRUARY 19 (10-5)					2012	Miami	Durham, N.C.	74-64	W
1977	Campbell	Durham, N.C.	48-66	L	2013	Maryland	College Park, Md.	75-59	W
1980	Guilford	Greensboro, N.C.	82-69	W					
1982	Appalachian State	Durham, N.C.	85-73	W	FEBRUARY 25 (5-3)				
1983	UNC Charlotte	Charlotte, N.C.	66-73	L	1983	Appalachian State	Durham, N.C.	89-51	W
1985	N.C. State	Durham, N.C.	72-73	L	1984	UNC Wilmington	Durham, N.C.	87-69	W
1991	North Carolina	Chapel Hill, N.C.	59-54	W	1989	Georgia Tech	Atlanta, Ga.	78-71	W
1993	Wake Forest	Winston-Salem, N.C.	71-59	W	1994	Florida State	Tallahassee, Fla.	73-78	L
1996	Clemson	Clemson, S.C.	75-65	W	1995	North Carolina	Chapel Hill, N.C.	57-82	L
1997	Virginia	Durham, N.C.	56-86	L	2006	North Carolina	Chapel Hill, N.C.	65-77	L
1998	N.C. State	Durham, N.C.	65-62	W	2007	North Carolina	Durham, N.C.	67-62	W
2004	Virginia	Durham, N.C.	87-54	W	2009	Wake Forest	Winston-Salem, N.C.	83-50	W
2006	Miami	Coral Gables, Fla.	99-93	W (2OT)					
2009	Virginia Tech	Durham, N.C.	62-46	W	FEBRUARY 26 (5-3)				
2010	Georgia Tech	Atlanta, Ga.	64-50	W	1982	N.C. State	Raleigh, N.C.	55-69	L
2012	Maryland	College Park, Md.	61-63	L	1990	Clemson	Fayetteville, N.C.	68-77	L
					1992	Wake Forest	Durham, N.C.	69-61	W
FEBRUARY 20 (3-4)					1993	Georgia Tech	Atlanta, Ga.	67-72	L
1978	Davidson	Davidson, N.C.	61-62	L	1999	Florida State	Charlotte, N.C.	90-57	W
1979	North Carolina	Chapel Hill, N.C.	54-69	L	2001	North Carolina	Durham, N.C.	72-67	W
1988	North Carolina	Chapel Hill, N.C.	64-68	L	2010	Virginia	Durham, N.C.	83-65	W
1995	Clemson	Durham, N.C.	82-88	L (2OT)	2012	North Carolina	Chapel Hill, N.C.	69-63	W
2003	North Carolina	Durham, N.C.	97-63	W					
2005	Georgia Tech	Atlanta, Ga.	73-55	W	FEBRUARY 27 (5-5)				
2011	Virginia Tech	Durham, N.C.	90-40	W	1984	North Carolina A & T	Durham, N.C.	78-39	W
					1988	Virginia	Durham, N.C.	67-79	L
FEBRUARY 21 (6-5)					1989	Wake Forest	Winston-Salem, N.C.	74-79	L
1977	Elon	Elon, N.C.	38-74	L	1994	Georgia Tech	Atlanta, Ga.	56-61	L
1982	UNC Wilmington	Wilmington, N.C.	57-59	L	1998	Georgia Tech	Charlotte, N.C.	100-56	W
1984	N.C. State	Raleigh, N.C.	74-73	W (OT)	2000	North Carolina	Chapel Hill, N.C.	64-73	L
1987	Virginia	Durham, N.C.	77-76	W	2003	Florida State	Tallahassee, Fla.	70-49	W
1989	N.C. State	Raleigh, N.C.	78-92	L	2004	Clemson	Durham, N.C.	102-45	W
1990	North Carolina	Chapel Hill, N.C.	56-58	L	2005	North Carolina	Durham, N.C.	68-77	L
1997	North Carolina	Chapel Hill, N.C.	61-81	L	2011	North Carolina	Durham, N.C.	66-58	W
1999	North Carolina	Durham, N.C.	88-78	W					
2000	Clemson	Clemson, S.C.	59-44	W	FEBRUARY 28 (2-4)				
2002	Florida State	Durham, N.C.	88-55	W	1983	Western Carolina	Durham, N.C.	77-67	W
2010	Maryland	Durham, N.C.	71-59	W	1987	Maryland	Fayetteville, N.C.	62-64	L
					1993	Florida State	Tallahassee, Fla.	67-74	L
					1997	Maryland	Charlotte, N.C.	60-52	W (OT)

GAMES BY DATE

2013-14 WOMEN'S BASKETBALL MEDIA GUIDE

1999	Clemson	Charlotte, N.C.	71-76	L	2008	Florida State	Greensboro, N.C.	75-57	W
2010	North Carolina	Chapel Hill, N.C.	54-64	L	2010	N.C. State	Greensboro, N.C.	70-60	W
2013	Miami	Coral Gables, Fla.	65-59	L					
FEBRUARY 29 (0-1)					MARCH 8 (3-1)				
1992	Clemson	Clemson, S.C.	59-63	L	2004	North Carolina	Greensboro, N.C.	63-47	W
MARCH 1 (5-2)					2008	Maryland	Greensboro, N.C.	74-63	W
1985	Clemson	Fayetteville, N.C.	81-76	W	2009	Maryland	East Lansing, Mich.	89-92	L
1986	Wake Forest	Fayetteville, N.C.	71-72	L	2013	NC State	Greensboro, N.C.	79-65	W
1996	Wake Forest	Rock Hill, S.C.	67-61	W	MARCH 9 (3-1)				
1997	North Carolina	Charlotte, N.C.	55-66	L	1982	James Madison	Durham, N.C.	63-60	W
2002	Florida State	Greensboro, N.C.	82-66	W	2003	Georgia Tech	Greensboro, N.C.	76-52	W
2004	N.C. State	Raleigh, N.C.	90-57	W	2008	North Carolina	Greensboro, N.C.	73-86	L
2009	North Carolina	Durham, N.C.	81-79	W	2013	Florida State	Greensboro, N.C.	72-66	W
MARCH 2 (4-8)					MARCH 10 (2-0)				
1978	East Carolina	Greenville, N.C.	47-87	L	2003	North Carolina	Greensboro, N.C.	77-59	W
1981	Appalachian State	Chapel Hill, N.C.	73-74	L (OT)	2013	North Carolina	Greensboro, N.C.	92-73	W
1984	N.C. State	Fayetteville, N.C.	68-61	L	MARCH 11 (1-0)				
1985	N.C. State	Fayetteville, N.C.	57-89	L	1987	Manhattan	Durham, N.C.	70-55	W
1991	Clemson	Fayetteville, N.C.	58-60	L	MARCH 12 (1-0)				
1992	Georgia Tech	Atlanta, Ga.	53-75	L	1982	East Tennessee State	Johnson City, Tenn.	74-73	W (OT)
1996	N.C. State	Rock Hill, S.C.	79-62	W	MARCH 13 (1-1)				
2001	Wake Forest	Greensboro, N.C.	75-68	W	1982	Vanderbilt	Johnson City, Tenn.	57-75	L
2003	N.C. State	Durham, N.C.	86-60	W	1999	Holy Cross	Durham, N.C.	79-51	W
2007	Virginia	Greensboro, N.C.	79-58	W	MARCH 14 (1-1)				
2008	North Carolina	Chapel Hill, N.C.	51-82	L	1987	Rutgers	Piscataway, N.J.	64-78	L
2012	N.C. State	Greensboro, N.C.	73-75	L	1997	DePaul	Champaign, Ill.	70-56	W
MARCH 3 (5-2)					MARCH 15 (1-1)				
1990	Clemson	Fayetteville, N.C.	81-76	W	1999	St. Joseph's	Durham, N.C.	66-60	L
1995	Clemson	Rock Hill, S.C.	78-71	W	2002	Norfolk State	Durham, N.C.	95-48	W
1996	Clemson	Rock Hill, S.C.	54-71	L	MARCH 16 (3-1)				
2002	Virginia	Greensboro, N.C.	71-67	W	1995	Oklahoma State	Tuscaloosa, Ala.	76-64	W
2006	Virginia Tech	Greensboro, N.C.	69-56	W	1996	James Madison	Durham, N.C.	85-53	W
2007	N.C. State	Greensboro, N.C.	65-70	L	1997	Illinois	Champaign, Ill.	67-85	L
2013	North Carolina	Durham, N.C.	65-58	W	1998	Louisville	Durham, N.C.	69-53	W
MARCH 4 (5-3)					MARCH 17 (2-0)				
1983	Clemson	Fayetteville, N.C.	92-93	L (OT)	2001	UW-Milwaukee	Durham, N.C.	96-63	W
1989	N.C. State	Fayetteville, N.C.	50-89	L	2002	Texas Christian	Durham, N.C.	76-66	W
1995	Virginia	Rock Hill, S.C.	83-82	W (OT)	MARCH 18 (3-1)				
2000	Florida State	Greensboro, N.C.	92-65	W	1996	San Francisco	Durham, N.C.	60-64	L
2001	Florida State	Greensboro, N.C.	72-56	W	2000	Campbell	Durham, N.C.	71-42	W
2002	North Carolina	Greensboro, N.C.	87-80	W	2007	Holy Cross	Raleigh, N.C.	81-44	W
2006	Maryland	Greensboro, N.C.	70-78	L	2012	Samford	Nashville, Tenn.	82-47	W
2011	Wake Forest	Greensboro, N.C.	79-50	W	MARCH 19 (3-0)				
MARCH 5 (5-4)					2001	Arkansas	Durham, N.C.	75-54	W
1988	Clemson	Fayetteville, N.C.	65-81	L	2006	Southern	Norfolk, Va.	96-27	W
1993	Wake Forest	Rock Hill, S.C.	69-70	L	2011	UT Martin	Durham, N.C.	90-45	W
1994	Maryland	Rock Hill, S.C.	45-60	L	MARCH 20 (6-0)				
1995	North Carolina	Rock Hill, S.C.	70-95	L	1986	West Texas State	Amarillo, Texas	68-67	W
2000	Georgia Tech	Greensboro, N.C.	77-56	W	1999	Old Dominion	Greensboro, N.C.	76-63	W
2001	N.C. State	Greensboro, N.C.	57-45	W	2005	Canisius	Chapel Hill, N.C.	80-48	W
2005	Wake Forest	Greensboro, N.C.	107-50	W	2007	Temple	Raleigh, N.C.	62-52	W
2010	Maryland	Greensboro, N.C.	66-64	W	2010	Hampton	Durham, N.C.	72-37	W
2011	Georgia Tech	Greensboro, N.C.	75-66	W	2012	Vanderbilt	Nashville, N.C.	96-80	W
MARCH 6 (7-0)					MARCH 21 (4-1)				
1992	Wake Forest	Rock Hill, S.C.	61-52	W	1986	Northwestern State	Amarillo, Texas	88-89	L
2000	North Carolina	Greensboro, N.C.	79-76	W	1998	Florida	Oakland, Calif.	71-58	W
2004	Wake Forest	Greensboro, N.C.	77-59	W	2004	Northwestern State	Durham, N.C.	103-51	W
2005	Maryland	Greensboro, N.C.	74-44	W	2006	Southern California	Norfolk, Va.	85-51	W
2009	Virginia	Greensboro, N.C.	76-53	W	2011	Marist	Durham, N.C.	71-66	W
2010	Georgia Tech	Greensboro, N.C.	67-55	W	MARCH 22 (3-1)				
2011	North Carolina	Greensboro, N.C.	81-66	W	1986	Notre Dame	Amarillo, Texas	67-74	L
MARCH 7 (4-2)									
1992	Virginia	Rock Hill, S.C.	55-81	L					
2003	Wake Forest	Greensboro, N.C.	64-59	W					
2004	Maryland	Greensboro, N.C.	70-63	W					
2005	North Carolina	Greensboro, N.C.	67-88	L					

					YEAR	OPPONENT	LOCATION	SCORE	RESULT
1999	Tennessee	Greensboro, N.C.	69-63	W					
2005	Boston College	Chapel Hill, N.C.	70-65	W					
2009	Austin Peay	East Lansing, Mich.	83-42	W					
MARCH 23 (4-1)					ALABAMA (5-1)				
1998	Arkansas	Oakland, Calif.	72-77	L	3-16-95	Oklahoma State	Tuscaloosa, Ala.	76-64	W
2002	Texas	Raleigh, N.C.	62-46	W	3-18-95	Alabama	Tuscaloosa, Ala.	120-121 (4OT)	L
2003	Georgia State	Raleigh, N.C.	66-48	W	12-29-04	Rhode Island	Auburn, Ala.	89-63	W
2004	Marquette	Durham, N.C.	76-67	W	12-31-04	Auburn	Auburn, Ala.	80-61	W
2008	Murray State	College Park, Md.	78-57	W	11-18-10	Auburn	Auburn, Ala.	75-62	W
					11-18-11	Auburn	Auburn, Ala.	73-50	W
MARCH 24 (2-3)					BAHAMAS (5-1)				
2001	Southwest Mississippi State	Spokane, Wash.	71-81	L	12-20-99	Sacramento State	Nassau, Bahamas	81-45	W
2007	Rutgers	Greensboro, N.C.	52-53	L	12-21-99	Liberty	Nassau, Bahamas	66-45	W
2009	Michigan State	East Lansing, Mich.	49-63	L	11-26-04	Stephen F. Austin	Grand Bahama Island	84-29	W
2012	St. John's	Fresno, Calif.	74-47	W	11-27-04	Kansas State	Grand Bahama Island	63-51	W
2013	Hampton	Durham, N.C.	67-51	W	11-25-11	Gardner-Webb	Grand Bahama Island	97-31	W
					11-26-11	Notre Dame	Grand Bahama Island	54-56	L
MARCH 25 (3-1)					CALIFORNIA (17-6)				
2000	Louisiana State	Richmond, Va.	66-79	L	12-27-87	California	Berkeley, Calif.	85-57	W
2002	South Carolina	Raleigh, N.C.	77-68	W	12-29-87	San Jose State	San Jose, Calif.	86-47	W
2003	Utah	Raleigh, N.C.	65-54	W	12-30-87	Purdue	San Jose, Calif.	76-71	W
2008	Arizona State	College Park, Md.	67-59	W	12-20-93	Detroit Mercy	Berkeley, Calif.	94-82	W
MARCH 26 (4-1)					FLORIDA (25-10)				
1999	Georgia	San Jose, Calif.	81-69	W	12-21-93	California	Berkeley, Calif.	66-72	L
2005	Georgia	Chattanooga, Tenn.	63-57	W	3-21-98	Florida	Oakland, Calif.	71-58	W
2006	Michigan State	Bridgeport, Conn.	86-61	W	3-23-98	Arkansas	Oakland, Calif.	72-77	L
2012	Stanford	Fresno, Calif.	69-81	L	11-13-98	Connecticut	San Jose, Calif.	74-104	L
2013	Oklahoma State	Durham, N.C.	68-59	W	11-14-98	Stanford	San Jose, Calif.	77-57	W
					12-28-98	UCLA	Los Angeles, Calif.	85-80	W
					3-26-99	Georgia	San Jose, Calif.	81-69	W
					3-28-99	Purdue	San Jose, Calif.	45-62	L
MARCH 27 (2-0)					CONNECTICUT (2-3)				
2010	San Diego State	Memphis, Tenn.	66-58	W	12-28-03	Hampton	Los Angeles, Calif.	90-59	W
2011	DePaul	Philadelphia, Pa.	70-63	W	12-29-03	Loyola Marymount	Los Angeles, Calif.	81-53	W
					12-28-05	St. John's	San Diego, Calif.	90-55	W
					12-30-05	San Diego	San Diego, Calif.	119-52	W
MARCH 28 (1-2)					COLORADO (1-0)				
1999	Purdue	San Jose, Calif.	45-62	L	11-11-07	Denver	Denver, Colo.	57-37	W
2004	Louisiana Tech	Norfolk, Va.	63-49	W	12-19-08	Southern California	Los Angeles, Calif.	97-89	W
2006	Connecticut	Bridgeport, Conn.	63-61	L	12-20-08	Siena	Los Angeles, Calif.	86-41	W
					12-15-09	Stanford	Palo Alto, Calif.	55-71	L
					3-24-12	St. John's	Fresno, Calif.	74-47	W
					3-26-12	Stanford	Fresno, Calif.	69-81	W
MARCH 29 (0-3)					CONNECTICUT (2-3)				
2002	Oklahoma	San Antonio, Texas	71-86	L	1-03-04	Connecticut	Hartford, Conn.	68-67	W
2010	Baylor	Memphis, Tenn.	48-51	L	3-26-06	Michigan State	Bridgeport, Conn.	86-61	W
2011	Connecticut	Philadelphia, Pa.	40-75	L	3-28-06	Connecticut	Bridgeport, Conn.	63-61	L
					1-31-11	Connecticut	Storrs, Conn.	51-87	L
					1-21-13	Connecticut	Storrs, Conn.	49-79	L
MARCH 30 (0-2)					FLORIDA (25-10)				
2004	Minnesota	Norfolk, Va.	75-82	L	1-08-82	Stetson	DeLand, Fla.	79-59	W
2008	Texas A & M	Oklahoma City, Okla.	63-77	L	12-29-83	Providence	Miami, Fla.	64-65	L
MARCH 31 (2-0)					FLORIDA (25-10)				
2003	Texas Tech	Albuquerque, N.M.	57-51	W	1-01-84	Florida International	Miami, Fla.	56-83	L
2013	Nebraska	Norfolk, Va.	53-45	W	12-20-84	Stetson	DeLand, Fla.	67-56	W
					12-20-84	Georgetown	Tampa, Fla.	84-49	W
					12-21-84	Georgia Southern	Tampa, Fla.	71-65	W
APRIL 2 (1-1)					FLORIDA (25-10)				
2006	Louisiana State	Boston, Mass.	84-45	W	12-21-90	South Alabama	Tampa, Fla.	76-70	W
2013	Notre Dame	Norfolk, Va.	76-87	L	12-22-90	South Florida	Tampa, Fla.	78-62	W
					1-21-92	Florida State	Tallahassee, Fla.	55-67	L
APRIL 4 (0-1)					FLORIDA (25-10)				
2006	Maryland	Boston, Mass.	75-78	L (OT)	2-28-93	Florida State	Tallahassee, Fla.	67-74	L
					2-25-94	Florida State	Tallahassee, Fla.	73-78	L
APRIL 6 (0-1)					FLORIDA (25-10)				
2003	Tennessee	Atlanta, Ga.	56-66	L	1-28-95	Florida State	Tallahassee, Fla.	75-71	W
					1-27-96	Florida State	Tallahassee, Fla.	61-47	W
					2-02-97	Florida State	Tallahassee, Fla.	77-70	W
					12-28-97	Kent State	Gainesville, Fla.	69-57	W
					12-29-97	Florida	Gainesville, Fla.	63-70	L
					12-6-98	Tennessee	Orlando, Fla.	60-74	L
					2-15-98	Florida State	Tallahassee, Fla.	79-67	W

GAMES BY LOCATION

2013-14 WOMEN'S BASKETBALL MEDIA GUIDE

1-25-99	Florida State	Tallahassee, Fla.	92-75	W	11-28-08	Western Kentucky	Bowling Green, Ky.	59-56	W
1-24-00	Florida State	Tallahassee, Fla.	59-54	W	11-20-11	Western Kentucky	Bowling Green, Ky.	80-54	W
1-08-01	Florida State	Tallahassee, Fla.	73-60	W	12-8-11	Kentucky	Lexington, Ky.	65-72	L
12-2-01	Louisiana Tech	Orlando, Fla.	76-64	W					
1-27-02	Florida State	Tallahassee, Fla.	102-80	W		LOUISIANA (5-0)			
2-27-03	Florida State	Tallahassee, Fla.	70-49	W	12-30-88	Southeastern Louisiana	Hammond, La.	82-71	W
2-04-04	Florida State	Tallahassee, Fla.	74-80	L	12-29-88	Tulane	New Orleans, La.	80-72	W
2-03-05	Miami	Coral Gables, Fla.	72-63	W	11-25-95	Pepperdine	New Orleans, La.	108-70	W
2-19-06	Miami	Coral Gables, Fla.	99-93	W (2OT)	12-02-95	Delaware	New Orleans, La.	95-50	W
11-15-07	South Florida	Tampa, Fla.	89-52	W	12-20-03	Northwestern State	Natchitoches, La.	105-53	W
1-25-07	Florida State	Tallahassee, Fla.	73-60	W					
1-05-08	Miami	Coral Gables, Fla.	84-72	W		MAINE (3-0)			
1-29-09	Florida State	Tallahassee, Fla.	75-82	L (OT)	11-25-88	Eastern Washington	Bangor, Maine	79-57	W
1-14-10	Miami	Coral Gables, Fla.	69-62	W	11-26-88	San Diego	Bangor, Maine	64-56	W
1-14-11	Florida State	Tallahassee, Fla.	87-70	W	12-21-10	Maine	Orono, Maine	75-34	W
2-12-12	Florida State	Tallahassee, Fla.	67-57	W					
2-22-13	Miami	Coral Gables, Fla.	65-69	L		MARYLAND (15-19)			
	GEORGIA (24-7)				1-18-79	Maryland	College Park, Md.	55-82	L
1-21-80	Georgia Tech	Atlanta, Ga.	72-71	W	2-08-80	North Carolina	College Park, Md.	63-85	L
2-06-82	Georgia Tech	Atlanta, Ga.	61-64	L	1-10-81	Maryland	College Park, Md.	68-85	L
1-03-83	Georgia Tech	Atlanta, Ga.	55-43	W	2-13-83	Maryland	College Park, Md.	68-89	L
12-30-83	Georgia Tech	Atlanta, Ga.	55-43	W	12-10-83	Maryland	College Park, Md.	54-81	L
1-07-84	Georgia Tech	Atlanta, Ga.	74-72	W	2-06-85	Maryland	College Park, Md.	63-60	W
1-12-85	Georgia Tech	Atlanta, Ga.	65-58	W	12-07-85	Maryland	College Park, Md.	60-74	L
1-11-86	Georgia Tech	Atlanta, Ga.	78-69	W	12-12-86	Maryland	College Park, Md.	64-65	L
2-07-87	Georgia Tech	Atlanta, Ga.	86-72	W	1-09-88	Maryland	College Park, Md.	73-83	L
1-29-88	Georgia Tech	Atlanta, Ga.	80-71	W	2-04-89	Maryland	College Park, Md.	64-100	L
2-25-89	Georgia Tech	Atlanta, Ga.	78-71	W	1-05-90	Maryland	College Park, Md.	60-68	L
1-28-90	Georgia Tech	Atlanta, Ga.	74-78	L	2-01-91	Maryland	College Park, Md.	45-44	W
1-26-91	Georgia Tech	Atlanta, Ga.	93-79	W	2-22-92	Maryland	College Park, Md.	69-74	L
3-02-92	Georgia Tech	Atlanta, Ga.	53-75	L	2-05-93	Maryland	College Park, Md.	71-90	L
2-26-93	Georgia Tech	Atlanta, Ga.	67-72	L	11-29-93	Loyola (MD)	Baltimore, Md.	76-67	W
2-27-94	Georgia Tech	Atlanta, Ga.	56-61	L	2-05-94	Maryland	College Park, Md.	50-67	L
1-18-95	Georgia Tech	Atlanta, Ga.	80-71	W	1-08-95	Maryland	College Park, Md.	80-62	W
2-17-96	Georgia Tech	Atlanta, Ga.	70-55	W	2-05-96	Maryland	College Park, Md.	52-63	L
1-30-97	Georgia Tech	Atlanta, Ga.	83-58	W	1-12-97	Maryland	College Park, Md.	64-68	L
2-05-98	Georgia Tech	Atlanta, Ga.	58-55	W	1-30-98	Maryland	College Park, Md.	53-54	L
1-09-00	Georgia Tech	Atlanta, Ga.	64-45	W	1-03-00	Maryland	College Park, Md.	79-61	W
2-12-01	Georgia Tech	Atlanta, Ga.	74-54	W	1-14-01	Maryland	College Park, Md.	75-64	W
12-27-01	Tennessee	Atlanta, Ga.	68-89	L	2-02-02	Maryland	College Park, Md.	66-55	W
12-30-01	Georgia Tech	Atlanta, Ga.	76-60	W	2-13-05	Maryland	College Park, Md.	60-49	W
1-13-03	Georgia Tech	Atlanta, Ga.	79-59	W	1-08-06	Maryland	College Park, Md.	86-68	W
4-06-03	Tennessee	Atlanta, Ga.	56-66	L	2-22-04	Maryland	College Park, Md.	72-59	W
1-08-04	Georgia Tech	Atlanta, Ga.	77-45	W	2-18-07	Maryland	College Park, Md.	69-57	W
2-20-05	Georgia Tech	Atlanta, Ga.	73-55	W	3-23-08	Murray State	College Park, Md.	78-57	W
1-11-06	Georgia Tech	Atlanta, Ga.	67-59	W	3-25-08	Arizona State	College Park, Md.	67-59	W
1-24-08	Georgia Tech	Atlanta, Ga.	73-47	W	2-22-09	Maryland	College Park, Md.	59-77	L
2-19-10	Georgia Tech	Atlanta, Ga.	64-50	W	1-24-10	Maryland	College Park, Md.	58-57	W
1-18-12	Georgia Tech	Atlanta, Ga.	79-62	W	2-17-11	Maryland	College Park, Md.	47-69	L
					2-15-12	Maryland	College Park, Md.	61-63	L
					2-24-13	Maryland	College Park, Md.	75-79	W
	ILLINOIS (3-3)					MASSACHUSETTS (7-1)			
11-28-86	Florida	Chicago, Ill.	76-74	W	11-30-91	Fairfield	Cambridge, Mass.	75-68	W
11-29-86	DePaul	Chicago, Ill.	72-78	L	12-01-91	Harvard	Cambridge, Mass.	86-63	W
3-14-97	DePaul	Champaign, Ill.	70-56	W	11-22-00	Boston College	Chestnut Hill, Mass.	67-49	W
3-16-97	Illinois	Champaign, Ill.	67-85	L	1-14-06	Boston College	Chestnut Hill, Mass.	66-52	W
11-21-08	Hartford	Chicago, Ill.	51-53	L	1-16-06	Holy Cross	Worcester, Mass.	84-36	W
11-22-08	Southern	Chicago, Ill.	93-52	W	2-7-08	Boston College	Chestnut Hill, Mass.	51-41	W
	INDIANA (4-2)				2-04-10	Boston College	Chestnut Hill, Mass.	57-61	L
12-28-91	Purdue	West Lafayette, Ind.	58-74	W	2-9-12	Boston College	Chestnut Hill, Mass.	71-62	W
12-29-91	Kent State	West Lafayette, Ind.	84-79	W	1-6-13	Boston College	Chestnut Hill, Mass.	90-53	W
11-16-03	Texas	West Lafayette, Ind.	77-85	L					
11-17-04	Notre Dame	South Bend, Ind.	65-76	L		MEXICO (7-0)			
12-18-04	Purdue	Indianapolis, Ind.	66-48	W	12-17-00	Arkansas State	Cancun, Mexico	69-45	W
12-20-04	Ball State	Muncie, Ind.	81-31	W	12-19-00	Oral Roberts	Cancun, Mexico	62-51	W
	KENTUCKY (4-3)				12-19-06	Bowling Green	Cancun, Mexico	55-46	W
12-02-83	Toledo	Richmond, Ky.	66-59	W	12-20-06	SMU	Cancun, Mexico	75-45	W
12-03-83	Eastern Kentucky	Richmond, Ky.	44-46	L	12-21-06	Pittsburgh	Cancun, Mexico	72-51	W
11-25-89	Illinois	Bowling Green, Ky.	63-68	L	11-26-09	Western Kentucky	Cancun, Mexico	70-47	W
11-26-89	St. Johns	Bowling Green, Ky.	95-63	W	11-27-09	Marquette	Cancun, Mexico	74-43	W

MICHIGAN (4-2)

11-24-90	Louisville	Lansing, Mich.	66-73	L
11-25-06	Michigan	Ann Arbor, Mich.	92-47	W
3-08-09	Maryland	East Lansing, Mich.	89-92	L
3-22-09	Austin Peay	East Lansing, Mich.	83-42	W
3-24-09	Michigan State	East Lansing, Mich.	49-63	L
11-25-12	Michigan	Ann Arbor, Mich.	71-54	W

1-14-81	Wake Forest	Winston-Salem, N.C.	76-61	W
11-20-81	George Washington	Durham, N.C.	82-45	W
11-21-81	Marshall	Durham, N.C.	57-58	L
11-27-81	Georgia Tech	Durham, N.C.	62-50	W
12-01-81	Wake Forest	Winston-Salem, N.C.	60-67	L
12-03-81	North Carolina	Durham, N.C.	47-73	L
12-08-81	N.C. State	Durham, N.C.	53-70	L
12-11-81	Virginia Tech	Durham, N.C.	71-58	W

NEW HAMPSHIRE (2-0)

12-29-06	Dartmouth	Hanover, N.H.	77-40	W
12-30-06	Boston University	Hanover, N.H.	72-42	W

1-03-82	Maryland	Durham, N.C.	52-65	L
1-09-82	Georgia Southern	Durham, N.C.	58-64	L
1-12-82	Wake Forest	Winston-Salem, N.C.	75-52	W
1-15-82	James Madison	Greenville, N.C.	75-76	L

NEW JERSEY (6-1)

12-22-79	Princeton	Princeton, N.J.	66-61	W
12-18-85	Rider	Lawrenceville, N.J.	79-36	W
12-19-85	Seton Hall	South Orange, N.J.	88-66	W
3-14-87	Rutgers	Piscataway, N.J.	64-78	L
12-31-89	Seton Hall	South Orange, N.J.	72-65	W
12-11-99	Seton Hall	South Orange, N.J.	66-52	W
12-04-06	Rutgers	New Brunswick, N.J.	85-45	W

11-26-82	Eastern Kentucky	Durham, N.C.	74-57	W
12-04-82	UNC Charlotte	Durham, N.C.	78-46	W
12-10-82	Furman	Durham, N.C.	88-51	W
12-11-82	Baptist	Durham, N.C.	86-37	W
12-30-82	Virginia	Durham, N.C.	73-63	W
1-11-83	North Carolina	Durham, N.C.	68-84	L
1-14-83	San Diego State	Durham, N.C.	82-68	W
11-26-83	N.C. Central	Durham, N.C.	103-60	W
11-27-83	Mars Hill	Durham, N.C.	90-47	W

NEW MEXICO (4-0)

11-10-00	UCLA	Albuquerque, N.M.	80-52	W
11-11-00	LSU	Albuquerque, N.M.	56-45	W
3-29-03	Georgia	Albuquerque, N.M.	66-63	W
3-31-03	Texas Tech	Albuquerque, N.M.	57-51	W

11-29-83	Virginia	Durham, N.C.	58-72	L
12-06-83	Clemson	Durham, N.C.	72-78	L
1-14-84	Pennsylvania	Durham, N.C.	74-47	W
1-11-84	North Carolina	Chapel Hill, N.C.	63-72	L
11-20-84	N.C. Central	Durham, N.C.	109-53	W
11-23-84	Furman	Durham, N.C.	103-66	W
11-28-84	Mars Hill	Durham, N.C.	93-60	W

NEW YORK (9-1)

1-06-83	Manhattan	Manhattan, N.Y.	64-69	L
1-07-83	Wagner	Staten Island, N.Y.	87-56	W
12-27-86	Hofstra	Long Island, N.Y.	82-69	W
12-29-86	St. John's	Jamaica, N.Y.	80-63	W
12-30-86	Kentucky	Jamaica, N.Y.	68-63	W
12-25-89	Wagner	Staten Island, N.Y.	66-56	W
12-28-89	Hofstra	Staten Island, N.Y.	86-48	W
12-20-95	Manhattan	Manhattan, N.Y.	73-61	W
12-8-07	Pittsburgh	Manhattan, N.Y.	51-49	W
12-9-12	St. John's	New York, N.Y.	60-42	W

12-05-84	Wake Forest	Winston-Salem, N.C.	53-64	L
12-08-84	Maryland	Durham, N.C.	68-58	W
12-31-84	Clemson	Durham, N.C.	84-76	W
1-05-85	Virginia	Durham, N.C.	58-75	W
1-08-85	North Carolina	Durham, N.C.	63-62	W
11-23-85	Maryland-Eastern Shore	Durham, N.C.	85-68	W
11-26-85	Cheyney	Durham, N.C.	98-66	W
12-04-85	Wake Forest	Durham, N.C.	77-67	W
12-30-85	Indiana State	Durham, N.C.	94-40	W
1-04-86	Radford	Durham, N.C.	86-72	W
1-07-86	North Carolina	Durham, N.C.	79-78	W
12-03-86	Clemson	Durham, N.C.	78-72	W

NORTH CAROLINA (265-60)

12-03-75	St. Augustine	Durham, N.C.	45-65	L
12-06-75	Pfeiffer	Durham, N.C.	49-77	L
12-09-75	Peace	Raleigh, N.C.	48-81	L
1-13-76	North Carolina	Chapel Hill, N.C.	53-85	L
1-15-76	N.C. Central	Durham, N.C.	36-64	L
2-06-77	Shaw	Durham, N.C.	59-76	L
12-01-77	UNC Greensboro	Durham, N.C.	57-82	L
12-03-77	East Carolina	Greenville, N.C.	55-80	L
12-05-77	Virginia	Durham, N.C.	57-74	L
12-08-77	Wake Forest	Durham, N.C.	54-55	L
1-14-78	Maryland	Durham, N.C.	47-117	L
11-28-78	UNC Wilmington	Durham, N.C.	71-61	W
11-30-78	Wake Forest	Winston-Salem, N.C.	66-52	W
12-02-78	East Carolina	Greenville, N.C.	66-81	L
12-04-78	Guilford	Durham, N.C.	82-48	W
12-07-78	North Carolina	Durham, N.C.	65-82	L
1-10-79	Catawba	Durham, N.C.	82-33	W
1-13-79	Georgia Tech	Durham, N.C.	70-55	W
11-29-79	N.C. State	Raleigh, N.C.	55-86	L
12-01-79	East Carolina	Durham, N.C.	76-75	W
12-06-79	North Carolina	Chapel Hill, N.C.	58-91	L
12-08-79	UNC Asheville	Durham, N.C.	101-53	W
12-21-79	St. John's	Durham, N.C.	55-79	L
1-05-80	Colorado	Durham, N.C.	64-78	L
1-11-80	Connecticut	Durham, N.C.	69-81	L
1-12-80	Georgia State	Durham, N.C.	57-68	L
11-29-80	George Mason	Durham, N.C.	86-50	W
12-02-80	UNC Wilmington	Durham, N.C.	78-77	W
12-04-80	N.C. State	Durham, N.C.	78-96	L
12-06-80	Appalachian State	Durham, N.C.	90-71	W
12-08-80	Wake Forest	Durham, N.C.	98-75	W
1-08-81	Manhattan	Durham, N.C.	74-54	W

12-09-86	Winthrop	Durham, N.C.	80-45	W
1-04-87	Old Dominion	Durham, N.C.	63-56	W
1-07-87	North Carolina	Chapel Hill, N.C.	68-76	L
1-10-87	Brigham Young	Durham, N.C.	80-60	W
1-14-87	Wake Forest	Winston-Salem, N.C.	72-73	L
11-27-87	Wisconsin	Durham, N.C.	86-66	W
11-30-87	Howard	Durham, N.C.	83-71	W
12-10-87	East Tennessee State	Durham, N.C.	86-48	W
12-12-87	East Carolina	Greenville, N.C.	68-49	W
12-21-87	Harvard	Durham, N.C.	86-61	W
1-04-88	Clemson	Durham, N.C.	68-61	W
1-12-88	Wake Forest	Winston-Salem, N.C.	57-58	L
1-15-88	Georgia Tech	Durham, N.C.	77-71	W (OT)
11-30-88	East Carolina	Durham, N.C.	93-60	W
12-02-88	Cleveland State	Durham, N.C.	100-60	W
12-03-88	James Madison	Durham, N.C.	80-79	W
12-05-88	William & Mary	Durham, N.C.	65-47	W
12-20-88	Stanford	Durham, N.C.	76-91	L
1-10-89	North Carolina	Chapel Hill, N.C.	92-93	L (OT)
1-14-89	Maryland	Durham, N.C.	86-87	L
11-28-89	Appalachian State	Boone, N.C.	73-65	W
12-01-89	New Hampshire	Durham, N.C.	82-47	W
12-02-89	Boston College	Durham, N.C.	85-64	W
12-06-89	Western Carolina	Durham, N.C.	77-64	W
1-03-90	Radford	Durham, N.C.	72-65	W
1-11-90	N.C. State	Durham, N.C.	87-103	L
1-13-90	Georgia Tech	Durham, N.C.	72-68	W
11-29-90	East Tennessee State	Durham, N.C.	85-55	W
12-01-90	Harvard	Durham, N.C.	90-76	W
12-02-90	Purdue	Durham, N.C.	58-69	L
12-18-90	Charleston	Durham, N.C.	82-54	W
12-28-90	Xavier	Durham, N.C.	73-78	L

GAMES BY LOCATION

2013-14 WOMEN'S BASKETBALL MEDIA GUIDE

1-05-91	Virginia	Durham, N.C.	56-92	L	1-04-98	Georgia Tech	Durham, N.C.	87-56	W
1-09-91	N.C. State	Raleigh, N.C.	84-96	L	1-12-98	North Carolina	Chapel Hill, N.C.	74-83	L
1-12-91	Old Dominion	Durham, N.C.	70-62	W	11-17-98	Virginia Tech	Durham, N.C.	70-72	L
1-15-91	North Carolina	Durham, N.C.	78-72	W	11-23-98	Vanderbilt	Durham, N.C.	79-71	W
11-27-91	UNC Wilmington	Durham, N.C.	94-37	W	11-28-98	Marquette	Durham, N.C.	91-60	W
12-06-91	Yale	Durham, N.C.	60-55	W	12-02-98	Florida State	Durham, N.C.	91-72	W
12-07-91	Seton Hall	Durham, N.C.	60-67	L	12-08-98	Hampton	Durham, N.C.	83-47	W
12-11-91	UNC Asheville	Durham, N.C.	100-42	W	12-12-98	Temple	Durham, N.C.	112-34	W
12-15-91	UNC Greensboro	Durham, N.C.	87-76	W	12-19-98	UNC Asheville	Durham, N.C.	94-27	W
1-02-91	Wisconsin-Green Bay	Durham, N.C.	70-59	W	12-28-98	UCLA	Durham, N.C.	85-80	W
1-03-92	Georgia Tech	Durham, N.C.	80-76	W	1-04-99	Virginia	Durham, N.C.	84-68	W
1-07-92	N.C. State	Raleigh, N.C.	73-69	W	1-07-99	Georgia Tech	Durham, N.C.	113-46	W
1-10-92	Clemson	Durham, N.C.	72-107	L	1-11-99	Wake Forest	Winston-Salem, N.C.	74-59	W
1-15-92	North Carolina	Chapel Hill, N.C.	54-58	L	1-14-99	Clemson	Durham, N.C.	86-77	W
12-01-92	UNC Wilmington	Durham, N.C.	88-52	W	11-15-99	UNC Greensboro	Greensboro, N.C.	72-47	W
12-04-92	Northeastern	Durham, N.C.	64-53	W	11-17-99	Boston College	Durham, N.C.	70-77	L
12-05-92	Virginia Tech	Durham, N.C.	85-63	W	11-24-99	Vanderbilt	Durham, N.C.	68-59	W
12-08-92	East Tennessee State	Durham, N.C.	114-74	W	11-27-99	Florida A&M	Durham, N.C.	93-38	W
12-11-92	UNC Greensboro	Greensboro, N.C.	80-76	W	11-28-99	Penn State	Durham, N.C.	63-49	W
12-20-92	Appalachian State	Durham, N.C.	79-76	W	12-02-99	Elon	Elon, N.C.	101-44	W
1-03-93	Florida State	Durham, N.C.	72-84	L	12-05-99	Virginia	Durham, N.C.	83-62	W
1-06-93	Loyola (MD)	Durham, N.C.	61-52	W	12-30-99	Georgetown	Durham, N.C.	68-53	W
1-13-93	N.C. State	Raleigh, N.C.	60-77	L	1-13-00	Wake Forest	Durham, N.C.	82-48	W
11-26-93	Morgan State	Durham, N.C.	116-63	W	11-25-00	Duquesne	Durham, N.C.	97-66	W
12-04-93	American	Durham, N.C.	104-71	W	11-26-00	Toledo	Durham, N.C.	71-41	W
12-05-93	Miami (Ohio)	Durham, N.C.	98-54	W	12-30-00	Iowa State	Durham, N.C.	81-63	W
12-08-93	Appalachian State	Boone, N.C.	79-66	W	1-02-01	Wake Forest	Durham, N.C.	81-56	W
12-11-93	McNeese State	Durham, N.C.	103-50	W	1-11-01	Georgia Tech	Durham, N.C.	86-83	W
12-30-93	N.C. State	Durham, N.C.	69-66	W	11-11-01	Texas Tech	Durham, N.C.	85-69	W
1-02-94	Wake Forest	Winston-Salem, N.C.	56-50	W	11-16-01	Elon	Durham, N.C.	102-52	W
1-05-94	East Carolina	Greenville, N.C.	110-69	W	11-24-01	Davidson	Durham, N.C.	107-58	W
1-12-94	N.C. State	Raleigh, N.C.	70-71	L	11-25-01	South Carolina	Durham, N.C.	81-87	L (OT)
1-14-94	Georgia Tech	Durham, N.C.	77-59	W	12-16-01	UNC Greensboro	Durham, N.C.	90-58	W
11-30-94	UNC Asheville	Durham, N.C.	114-57	W	12-20-01	Liberty	Durham, N.C.	95-53	W
12-03-94	Wisconsin- Milwaukee	Durham, N.C.	104-34	W	1-02-02	Maryland	Durham, N.C.	90-74	W
12-04-94	Indiana State	Durham, N.C.	100-66	W	1-06-02	Wake Forest	Durham, N.C.	91-46	W
12-07-94	Florida State	Durham, N.C.	84-68	W	1-13-02	N.C. State	Raleigh, N.C.	73-68	W
12-18-94	Princeton	Durham, N.C.	67-64	W	11-22-02	East Carolina	Durham, N.C.	108-46	W
12-21-94	Charleston Southern	Durham, N.C.	101-57	W	11-24-02	Tennessee	Raleigh, N.C.	76-55	W
1-01-95	Manhattan	Durham, N.C.	101-71	W	12-06-02	Howard	Durham, N.C.	128-53	W
1-04-95	N.C. State	Durham, N.C.	91-70	W	12-08-02	St. Joseph's	Durham, N.C.	82-48	W
11-29-95	UNC Asheville	Asheville, N.C.	95-57	W	12-16-02	Charleston Southern	Durham, N.C.	106-38	W
12-04-95	Michigan State	Durham, N.C.	67-52	W	12-18-02	Florida International	Durham, N.C.	106-58	W
12-06-95	Florida State	Durham, N.C.	92-30	W	1-06-03	Clemson	Durham, N.C.	69-53	W
12-10-95	Seton Hall	Durham, N.C.	76-66	W	11-21-03	Elon	Durham, N.C.	108-26	W
12-29-95	Kentucky	Greensboro, N.C.	73-54	W	11-23-03	Purdue	Raleigh, N.C.	93-63	W
12-30-95	Syracuse	Greensboro, N.C.	84-40	W	11-30-03	Auburn	Durham, N.C.	66-57	W
1-04-96	N.C. State	Raleigh, N.C.	73-75	W	12-05-03	Wake Forest	Durham, N.C.	88-55	W
1-08-96	Virginia	Durham, N.C.	60-61	L	12-14-03	Tulsa	Durham, N.C.	90-36	W
1-11-96	Maryland	Durham, N.C.	57-53	W	1-05-04	Florida State	Durham, N.C.	79-66	W
1-14-96	Wake Forest	Winston-Salem, N.C.	74-64	W	1-11-04	North Carolina	Durham, N.C.	79-57	W
11-23-96	UNC Asheville	Durham, N.C.	90-52	W	11-12-04	Davidson	Durham, N.C.	89-69	W
11-24-96	UNC Greensboro	Durham, N.C.	98-68	W	11-14-04	South Florida	Durham, N.C.	82-50	W
11-27-96	West Virginia	Durham, N.C.	84-70	W	11-19-04	Penn State	Durham, N.C.	66-58	W
11-30-96	Illinois State	Durham, N.C.	85-58	W	12-04-04	Pacific	Durham, N.C.	86-30	W
12-01-96	St. Joseph's	Durham, N.C.	63-46	W	12-12-04	Liberty	Durham, N.C.	83-48	W
12-07-96	Old Dominion	Durham, N.C.	77-89	L	12-15-04	Jacksonville State	Durham, N.C.	99-36	W
12-21-96	Manhattan	Durham, N.C.	85-36	W	1-04-05	Holy Cross	Durham, N.C.	101-42	W
12-28-96	Rutgers	Greensboro, N.C.	74-36	W	1-09-05	Virginia Tech	Durham, N.C.	88-67	W
12-29-96	George Washington	Greensboro, N.C.	48-54	L	11-22-05	Fairfield	Durham, N.C.	110-44	W
1-03-97	Florida State	Durham, N.C.	87-46	W	11-25-05	Arkansas State	Durham, N.C.	110-56	W
1-09-97	Wake Forest	Durham, N.C.	82-70	W	11-27-05	Auburn	Durham, N.C.	69-37	W
1-15-97	N.C. State	Raleigh, N.C.	73-86	L	12-04-05	Texas	Durham, N.C.	84-70	W
11-19-97	UNC Greensboro	Durham, N.C.	78-51	W	12-19-05	Ball State	Durham, N.C.	110-24	W
11-22-97	Notre Dame	Durham, N.C.	80-62	W	12-22-05	Colorado State	Durham, N.C.	99-52	W
11-29-97	Southern Illinois	Durham, N.C.	76-54	W	1-02-06	Wake Forest	Durham, N.C.	100-54	W
11-30-97	Illinois	Durham, N.C.	65-77	L	1-05-06	Florida State	Durham, N.C.	87-68	W
12-06-97	Ohio	Durham, N.C.	99-59	W	11-11-06	Northeastern	Durham, N.C.	102-49	W
12-07-97	Michigan	Durham, N.C.	64-63	W	11-21-06	Penn State	Durham, N.C.	70-42	W
12-20-97	UCLA	Durham, N.C.	83-93	L	12-07-06	Vanderbilt	Durham, N.C.	69-48	W
12-22-97	Maryland	Durham, N.C.	65-48	W	12-10-06	Texas	Durham, N.C.	80-52	W
1-02-98	Wake Forest	Winston-Salem, N.C.	73-60	W	1-03-07	Miami	Durham, N.C.	72-42	W

GAMES BY LOCATION

2013-14 WOMEN'S BASKETBALL MEDIA GUIDE

1-10-07	Georgia Tech	Durham, N.C.	83-51	W	3-3-13	North Carolina	Durham, N.C.	65-58	W
1-13-07	Yanland	Durham, N.C.	81-62	W	3-8-13	N.C. State	Greensboro, N.C.	70-58	W
11-18-07	UNC Greensboro	Durham, N.C.	84-39	W	3-9-13	Florida State	Greensboro, N.C.	72-66	W
11-22-07	Purdue	Durham, N.C.	53-41	W	3-10-13	North Carolina	Greensboro, N.C.	92-73	W
11-23-07	Temple	Durham, N.C.	64-53	W	3-24-13	Hampton	Durham, N.C.	67-51	W
12-06-07	Rutgers	Durham, N.C.	49-44	W	3-26-13	Oklahoma State	Durham, N.C.	68-59	W
12-18-07	Utah Valley	Durham, N.C.	95-61	W					
12-21-07	Bucknell	Durham, N.C.	92-49	W		OHIO (4-1)			
1-03-08	N.C. Central	Durham, N.C.	82-29	W	1-02-81	Cincinnati	Cincinnati, Ohio	64-86	L
1-11-08	Florida State	Durham, N.C.	70-38	W	1-03-81	Dayton	Dayton, Ohio	78-99	L
2-01-08	Virginia Tech	Durham, N.C.	85-50	W	1-05-81	Xavier	Cincinnati, Ohio	74-46	W
11-14-08	Oklahoma St.	Durham, N.C.	77-68	W	11-18-01	Toledo	Toledo, Ohio	65-71	L
11-16-08	Maine	Durham, N.C.	98-31	W	11-25-12	Xavier	Cincinnati, Ohio	82-59	W
12-04-08	Iowa	Durham, N.C.	71-47	W					
12-07-08	Michigan	Durham, N.C.	60-45	W		OKLAHOMA (1-1)			
12-16-08	Stanford	Durham, N.C.	56-52	W	3-30-08	Texas A&M	Oklahoma City, Okla.	63-77	L
12-28-08	Quinnipiac	Durham, N.C.	78-50	W	12-12-10	Oklahoma State	Stillwater, Okla.	73-45	W
1-05-09	Temple	Durham, N.C.	87-52	W					
1-09-09	Miami	Durham, N.C.	73-58	W		PENNSYLVANIA (9-5)			
1-12-09	Maryland	Durham, N.C.	68-65	W	11-21-80	St. Joseph's	Philadelphia, Pa.	57-84	L
2-02-09	Boston College	Durham, N.C.	69-58	W	11-22-80	LaSalle	Philadelphia, Pa.	74-91	L
11-19-09	Georgia Southern	Durham, N.C.	69-42	W	12-27-85	Washington	Villanova, Pa.	71-83	L
12-03-09	Ohio State	Durham, N.C.	83-67	W	12-28-85	Cheyney	Villanova, Pa.	100-56	W
12-06-09	Southern California	Durham, N.C.	78-72	W	12-28-94	James Madison	Philadelphia, Pa.	75-63	W
12-18-09	James Madison	Durham, N.C.	79-65	W	12-29-94	St. Joseph's	Philadelphia, Pa.	67-64	W
12-28-09	N.C. Central	Durham, N.C.	117-28	W	11-20-00	Penn State	University Park, Pa.	88-87	W
1-03-10	Providence	Durham, N.C.	88-63	W	11-18-05	Penn State	University Park, Pa.	93-67	W
1-10-10	Wake Forest	Durham, N.C.	65-51	W	12-02-07	Penn State	University Park, Pa.	84-86	L
11-13-10	Brigham Young	Durham, N.C.	69-54	W	12-31-09	Temple	Philadelphia, Pa.	70-62	W
11-15-10	Southern California	Durham, N.C.	75-50	W	11-24-10	Pittsburgh	Pittsburgh, Pa.	93-55	W
11-21-10	Western Kentucky	Durham, N.C.	82-55	W	3-27-11	DePaul	Philadelphia, Pa.	70-63	W
11-27-10	Charlotte	Charlotte, N.C.	61-55	W	3-29-11	Connecticut	Philadelphia, Pa.	40-75	L
12-06-10	Texas A & M	Durham, N.C.	61-58	W	12-30-11	Temple	Philadelphia, Pa.	65-54	W
12-09-10	Albany	Durham, N.C.	83-48	W					
12-12-10	Oklahoma State	Durham, N.C.	73-45	W		PUERTO RICO (2-1)			
12-21-10	Xavier	Durham, N.C.	46-45	W	11-28-97	Detroit	San Juan, Puerto Rico	87-65	W
12-30-10	Temple	Durham, N.C.	71-64	W	11-29-97	Southern Illinois	San Juan, Puerto Rico	76-54	W
1-04-11	Kentucky	Durham, N.C.	54-48	W	11-30-97	Illinois	San Juan, Puerto Rico	65-77	L
1-06-11	Maryland	Durham, N.C.	71-64	W					
2-03-11	Boston College	Durham, N.C.	66-53	W		RHODE ISLAND (3-0)			
12-1-11	Purdue	Durham, N.C.	64-53	W	12-05-87	Southern California	Providence, R.I.	78-75	W
12-4-11	Pittsburgh	Durham, N.C.	92-43	W	12-06-87	Providence	Providence, R.I.	87-75	W
12-11-11	USC Upstate	Durham, N.C.	93-35	W	12-31-08	Providence	Providence, R.I.	66-49	W
12-20-11	UNC Wilmington	Durham, N.C.	107-45	W					
1-2-12	Virginia	Durham, N.C.	77-66	W		SOUTH CAROLINA (17-22)			
1-6-12	Wake Forest	Winston-Salem, N.C.	76-58	W	1-11-78	Clemson	Clemson, S.C.	59-118	L
1-8-12	N.C. State	Durham, N.C.	83-59	W	12-03-79	Furman	Greenville, S.C.	90-56	W
1-13-12	Florida State	Durham, N.C.	73-66	W	1-09-80	Clemson	Clemson, S.C.	56-111	L
1-22-12	Maryland	Durham, N.C.	80-72	W	2-12-81	Maryland	Clemson, S.C.	49-72	L
1-30-12	Connecticut	Durham, N.C.	45-61	L	1-23-82	Clemson	Clemson, S.C.	59-84	L
2-2-12	Wake Forest	Durham, N.C.	75-43	W	12-01-82	Clemson	Clemson, S.C.	72-70	W
2-6-12	North Carolina	Durham, N.C.	96-56	W	1-17-84	Clemson	Clemson, S.C.	73-79	L
2-15-12	Virginia Tech	Durham, N.C.	67-45	W	1-13-86	Clemson	Clemson, S.C.	93-77	W
2-24-12	Miami	Durham, N.C.	74-64	W	2-09-87	Clemson	Clemson, S.C.	76-79	L
2-26-12	North Carolina	Chapel Hill, N.C.	69-63	W	2-01-88	Clemson	Clemson, S.C.	65-78	L
3-2-12	N.C. State	Greensboro, N.C.	73-75	L	1-02-89	Clemson	Clemson, S.C.	55-69	L
11-17-12	Presbyterian	Durham, N.C.	84-45	W	1-29-90	Clemson	Clemson, S.C.	49-64	L
11-18-12	Iona	Durham, N.C.	100-31	W	1-28-91	Clemson	Clemson, S.C.	49-63	L
11-23-12	Valparaiso	Durham, N.C.	90-45	W	2-29-92	Clemson	Clemson, S.C.	59-63	L
12-2-12	California	Durham, N.C.	77-63	W	3-06-92	Wake Forest	Rock Hill, S.C.	61-52	W
12-6-12	Georgia Tech	Durham, N.C.	85-52	W	3-07-92	Virginia	Rock Hill, S.C.	55-81	L
12-30-12	Monmouth	Durham, N.C.	72-32	W	1-31-93	Clemson	Clemson, S.C.	63-88	L
1-3-13	N.C. State	Raleigh, N.C.	67-57	W	3-05-93	Wake Forest	Rock Hill, S.C.	69-70	L
1-10-13	Clemson	Durham, N.C.	82-45	W	01-23-94	Clemson	Clemson, S.C.	74-67	W
1-13-13	Wake Forest	Winston-Salem, N.C.	73-44	W	03-05-94	Maryland	Rock Hill, S.C.	45-60	L
1-16-13	Virginia Tech	Durham, N.C.	58-26	W	02-01-95	Clemson	Clemson, S.C.	64-78	L
1-27-13	Boston College	Durham, N.C.	80-56	W	03-03-95	Clemson	Rock Hill, S.C.	78-71	W
1-31-13	Miami	Durham, N.C.	82-43	W	03-04-95	Virginia	Rock Hill, S.C.	83-82	W
2-3-13	North Carolina	Chapel Hill, N.C.	84-63	W	03-05-95	North Carolina	Rock Hill, S.C.	70-95	L
2-11-13	Maryland	Durham, N.C.	71-56	W	02-19-96	Clemson	Clemson, S.C.	75-65	W
2-17-13	Wake Forest	Durham, N.C.	81-70	W	3-01-96	Wake Forest	Rock Hill, S.C.	67-61	W
2-22-13	Florida State	Durham, N.C.	61-50	W	3-02-96	N.C. State	Rock Hill, S.C.	79-62	W

GAMES BY LOCATION

2013-14 WOMEN'S BASKETBALL MEDIA GUIDE

3-03-96	Clemson	Rock Hill, S.C.	54-71	L	1-18-86	Virginia	Charlottesville, Va.	76-90	L
2-16-97	Clemson	Clemson, S.C.	69-72	L	1-24-87	Virginia	Charlottesville, Va.	43-71	L
12-13-97	Clemson	Clemson, S.C.	61-72	L	2-10-88	Old Dominion	Norfolk, Va.	83-81	W
2-14-99	Clemson	Clemson, S.C.	75-80	L	2-27-88	Virginia	Charlottesville, Va.	67-79	L
2-21-00	Clemson	Clemson, S.C.	59-44	W	12-09-88	Connecticut	Richmond, Va.	83-69	W
12-09-00	Clemson	Clemson, S.C.	75-93	L	12-10-88	Virginia Commonwealth	Richmond, Va.	83-76	W
1-10-02	Clemson	Clemson, S.C.	81-58	W	1-07-89	Virginia	Charlottesville, Va.	66-78	L
2-06-03	Clemson	Clemson, S.C.	61-49	W	1-31-89	Richmond	Richmond, Va.	70-87	L
2-02-04	Clemson	Clemson, S.C.	78-60	W	12-09-89	William & Mary	Williamsburg, Va.	65-62	W
1-26-06	Clemson	Clemson, S.C.	97-65	W	12-18-89	Old Dominion	Norfolk, Va.	78-92	L
2-13-08	Clemson	Clemson, S.C.	83-54	W	2-10-90	Virginia	Charlottesville, Va.	62-86	L
1-27-12	Clemson	Clemson, S.C.	81-37	W	2-09-91	Virginia	Charlottesville, Va.	61-86	L
1-24-13	Clemson	Clemson, S.C.	60-46	W	2-15-92	Virginia	Charlottesville, Va.	48-93	L
ST. THOMAS (5-1)					1-09-93	Virginia	Charlottesville, Va.	57-76	L
11-28-02	Hampton	St. Thomas, USVI	71-34	W	1-23-93	Radford	Radford, Va.	59-58	W
11-29-02	Old Dominion	St. Thomas, USVI	65-52	W	2-12-94	Virginia	Charlottesville, Va.	60-73	L
11-30-02	Arkansas	St. Thomas, USVI	74-72 (OT)	W	11-26-94	Montana	Norfolk, Va.	89-49	W
11-22-07	Purdue	St. Thomas, USVI	53-41	W	11-27-94	Old Dominion	Norfolk, Va.	59-64	L
11-23-07	Temple	St. Thomas, USVI	64-53	W	1-10-95	Virginia	Charlottesville, Va.	62-78	L
11-24-07	Connecticut	St. Thomas, USVI	48-74	L	2-10-96	Virginia	Charlottesville, Va.	72-69	W
TENNESSEE (9-4)					12-07-96	Old Dominion	Richmond, Va.	77-89	L
3-12-82	East Tennessee State	Johnson City, Tenn.	74-73	W	12-08-96	Richmond	Richmond, Va.	89-60	W
3-13-82	Vanderbilt	Johnson City, Tenn.	57-75	L	1-06-97	Virginia	Charlottesville, Va.	55-62	L
11-23-99	Vanderbilt	Nashville, Tenn.	79-71	W	2-22-98	Virginia	Charlottesville, Va.	85-78	W
12-02-04	Tennessee	Knoxville, Tenn.	59-57	W	2-04-99	Virginia	Charlottesville, Va.	66-56	W
3-26-05	Georgia	Chattanooga, Tenn.	63-57	W	12-08-99	Virginia Tech	Blacksburg, Va.	70-61	W
3-28-05	LSU	Chattanooga, Tenn.	49-59	L	1-30-00	Virginia	Charlottesville, Va.	49-61	L
11-28-07	Vanderbilt	Nashville, Tenn.	55-68	L	3-25-00	LSU	Richmond, Va.	66-79	L
1-22-07	Tennessee	Knoxville, Tenn.	74-70	W	12-03-00	George Mason	Fairfax County, Va.	88-69	W
2-16-09	Tennessee	Knoxville, Tenn.	62-54	W	1-22-01	Virginia	Charlottesville, Va.	71-68	W
3-27-10	San Diego State	Memphis, Tenn.	66-58	W	12-06-01	Virginia	Charlottesville, Va.	107-73	W
3-29-10	Baylor	Memphis, Tenn.	48-51	L	1-09-03	Virginia	Charlottesville, Va.	60-59	W
3-18-12	Samford	Nashville, Tenn.	82-47	W	1-18-04	Virginia	Charlottesville, Va.	63-52	W
3-20-12	Vanderbilt	Nashville, Tenn.	96-80	W	3-28-04	Louisiana Tech	Norfolk, Va.	63-49	W
TEXAS (9-5)					3-30-04	Minnesota	Norfolk, Va.	75-82	L
3-20-86	West Texas State	Amarillo, Texas	68-67	W	1-14-05	Virginia	Charlottesville, Va.	87-65	W
3-21-86	Northwestern State	Amarillo, Texas	88-89	L	11-20-05	Old Dominion	Norfolk, Va.	93-56	W
3-22-86	Notre Dame	Amarillo, Texas	67-74	L	2-06-06	Virginia Tech	Blacksburg, Va.	73-62	W
12-07-91	San Antonio	San Marcos, Texas	71-68	W	3-19-06	Southern	Norfolk, Va.	96-27	W
12-08-91	Southwest Texas State	San Marcos, Texas	68-57	W	3-21-06	Southern California	Norfolk, Va.	85-51	W
11-17-96	Texas A&M	College Station, Texas	73-83	L	1-07-07	Virginia Tech	Blacksburg, Va.	86-54	W
3-29-02	Oklahoma	San Antonio, Texas	71-86	L	2-02-07	Virginia	Charlottesville, Va.	76-61	W
12-27-02	Detroit Mercy	South Padre Island, Texas	92-52	W	2-22-08	Virginia Tech	Blacksburg, Va.	72-60	W
12-29-02	Iowa State	South Padre Island, Texas	88-59	W	1-16-09	Virginia Tech	Blacksburg, Va.	57-52	W
12-4-05	Texas	Austin, Texas	84-70	W	2-05-09	Virginia	Charlottesville, Va.	81-67	W
12-6-05	TCU	Austin, Texas	92-52	W	2-14-10	Virginia Tech	Blacksburg, Va.	65-53	W
12-28-07	Houston	Houston, Texas	84-68	W	11-30-10	James Madison	Harrisonburg, Va.	75-58	W
11-13-09	Houston Baptist	Houston, Texas	104-35	W	1-16-11	Virginia Tech	Blacksburg, Va.	57-43	W
11-15-09	Texas A&M	College Station, Texas	77-95	L	2-24-11	Virginia	Charlottesville, Va.	71-48	W
UTAH (1-0)					1-15-12	Virginia Tech	Blacksburg, Va.	61-34	W
11-11-11	Brigham Young	Provo, Utah	61-55	W	2-8-13	Virginia	Charlottesville, Va.	62-41	W
VIRGINIA (39-26)					2-14-13	Virginia Tech	Blacksburg, Va.	77-33	W
1-20-78	Virginia Commonwealth	Richmond, Va.	65-59	W	3-31-13	Nebraska	Norfolk, Va.	53-45	W
2-09-78	Maryland	Charlottesville, Va.	39-103	L	4-2-13	Notre Dame	Norfolk, Va.	76-87	L
12-12-78	Virginia Commonwealth	Richmond, Va.	70-57	W	WASHINGTON (1-2)				
1-24-79	Virginia	Charlottesville, Va.	61-68	L	12-27-92	Drake	Seattle, Wash.	71-58	W
1-24-79	Wake Forest	Charlottesville, Va.	80-70	W	12-28-92	Washington	Seattle, Wash.	48-72	L
11-25-79	Virginia	Charlottesville, Va.	58-74	L	3-24-01	SW Missouri State	Spokane, Wash.	71-81	L
12-10-80	Virginia	Charlottesville, Va.	57-73	L	WISCONSIN (1-0)				
1-24-81	Virginia Tech	Blacksburg, Va.	55-66	L	12-2-10	Wisconsin	Madison, Wis.	59-51	W
2-05-83	Virginia	Charlottesville, Va.	63-66	L					
1-28-84	Richmond	Richmond, Va.	81-71	W					
2-04-84	Virginia	Charlottesville, Va.	55-82	L					
12-01-84	Radford	Radford, Va.	83-64	W					
2-02-85	Virginia	Charlottesville, Va.	66-74	L					
11-30-85	George Mason	Fairfax County, Va.	85-66	W					
12-01-85	Richmond	Richmond, Va.	99-65	W					



2013-14 Duke Women's Basketball

Back Row (Left to Right): Kate Senger, Heather Ryan, Lauren Rice, Summer McKeehan, Bobby Sorrell;
Middle Row (Left to Right): Assistant Coach Hernando Planells, Assistant Coach Candice M. Jackson, Michele Van Gorp, Jenna Frush, Rebecca Greenwell, Kendall McCravey-Cooper, Amber Henson, Elizabeth Williams, Oderah Chidom, Katie Heckman, Kallia Johnson, Assistant Coach Al Brown, Head Coach Joanne P. McCallie
Front Row (Left to Right): Alexis Jones, Tricia Liston, Richa Jackson, Haley Peters, Chelsea Gray, Kianna Holland

2013-14 SCHEDULE

OCT. 27	(SUN)	BLUE/WHITE SCRIMMAGE	DURHAM, N.C.	2:00 P.M.	
OCT. 30	(WED)	GLENVILLE STATE COLLEGE (EXH)	DURHAM, N.C.	6:30 P.M.	
NOV. 3	(SUN)	COKER COLLEGE (EXH)	DURHAM, N.C.	2:00 P.M.	
Nov. 10	(Sun)	at California	Berkeley, Calif.	6:00 p.m.	ESPNU
NOV. 14	(THUR)	USC UPSTATE	DURHAM, N.C.	6:30 P.M.	
NOV. 17	(SUN)	ALABAMA	DURHAM, N.C.	2:00 P.M.	
NOV. 21	(THUR)	VANDERBILT	DURHAM, N.C.	6:30 P.M.	
Nov. 24	(Sun)	at Marquette	Milwaukee, Wisc.	3:00 p.m.	FSI

Paradise Jam

Nov. 28	(Thur)	vs. Xavier	St. Thomas, USVI	1:15 p.m.	
Nov. 29	(Fri)	vs. Central Michigan	St. Thomas, USVI	1:15 p.m.	
Nov. 30	(Sat)	vs. Kansas	St. Thomas, USVI	3:30 p.m.	

BIG TEN/ACC CHALLENGE

DEC. 5	(THUR)	PURDUE	DURHAM, N.C.	6:30 P.M.	
Dec. 8	(Sun)	at Oklahoma	Norman, Okla.	4:00 p.m.	FSI

JIMMY V CLASSIC

DEC. 17	(TUE)	CONNECTICUT	DURHAM, N.C.	7:00 P.M.	ESPN2
DEC. 19	(THUR)	ALBANY	DURHAM, N.C.	6:30 P.M.	
Dec. 22	(Sun)	at Kentucky	Lexington, Ky.	3:00 p.m.	UKIMG
JAN. 2	(THUR)	OLD DOMINION	DURHAM, N.C.	6:30 P.M.	
Jan. 5	(Sun)	at Georgia Tech*	Atlanta, Ga.	2:00 p.m.	ESPN3
Jan. 9	(Thur)	at Syracuse*	Syracuse, N.Y.	7:00 p.m.	
JAN. 12	(SUN)	BOSTON COLLEGE*	DURHAM, N.C.	3:00 P.M.	RSN
JAN. 16	(THUR)	VIRGINIA*	DURHAM, N.C.	6:30 P.M.	RSN
Jan. 19	(Sun)	at Virginia Tech*	Blacksburg, Va.	12:00 p.m.	RSN
Jan. 23	(Thur)	at Florida State*	Tallahassee, Fla.	7:00 p.m.	ESPN3
JAN. 26	(SUN)	PITTSBURGH*	DURHAM, N.C.	2:00 P.M.	
Jan. 30	(Thur)	at Miami*	Coral Gables, Fla.	7:00 p.m.	
FEB. 2	(SUN)	NOTRE DAME*	DURHAM, N.C.	2:00 P.M.	ESPN
Feb. 6	(Thur)	at Clemson*	Clemson, S.C.	7:00 p.m.	CSS
FEB. 10	(MON)	NORTH CAROLINA*	DURHAM, N.C.	7:00 P.M.	ESPN2
FEB. 17	(MON)	MARYLAND*	DURHAM, N.C.	7:00 P.M.	ESPN2
FEB. 20	(THUR)	N.C. STATE*	DURHAM, N.C.	6:30 P.M.	
Feb. 23	(Sun)	at Notre Dame*	Notre Dame, Ind.	1:00 P.M.	ESPN
FEB. 27	(THUR)	WAKE FOREST*	DURHAM, N.C.	6:30 P.M.	
Mar. 2	(Sun)	at North Carolina*	Chapel Hill, N.C.	1:00 p.m.	ESPN

ACC Tournament

Mar. 5-9	(Wed-Sun)	ACC Tournament	Greensboro, N.C.	TBA	TBA
----------	-----------	----------------	------------------	-----	-----

NCAA Tournament

MAR. 22	(SAT)	NCAA FIRST ROUND	DURHAM, N.C.	11:00 AM/1:30 PM	TBA
MAR. 24	(MON)	NCAA SECOND ROUND	DURHAM, N.C.	6:30 PM	TBA
Mar. 29-Apr. 1	(Sat-Tue)	NCAA Regionals	TBA	TBA	TBA
Apr. 6, 8	(Sun, Tue)	NCAA Final Four	Nashville, Tenn.	TBA	ESPN

* - Denotes ACC Contest; All game times are EST; **BOLD/CAPS** Home Games; FSI - Fox Sports I; CSS - Cable Sports Southeast;

UKIMG - UK IMG Sports Network in Rupp Arena; RSN includes Fox Sports South, Fox Sports Carolinas, Fox Sports Florida, Sun Sports, Fox Sports Indiana, Comcast Sports Net Mid-Atlantic, New England Sports Network (NESN), the YES Network, the Madison Square Garden Network (MSG) in New York and Root Sports in Pennsylvania.

All ACC games produced as part of the RSN package will also be available via WatchESPN.