



2014-15 BASKETBALL

# DUKE



AMBER HENSON



KALIA JOHNSON



ELIZABETH WILLIAMS



JENNA FRUSH



GODUKE.COM

f /DUKEWBB

@DUKE\_WBB





# 2014-15 Duke Radio/Television Roster



**1 - Elizabeth Williams**  
C/F • SR • 6-3  
Virginia Beach, Va.  
(Princess Anne)



**4 - Sierra Calhoun**  
G/F • FR • 6-0  
Brooklyn, N.Y.  
(Christ the King)



**11 - Azurá Stevens**  
F/G • FR • 6-5  
Raleigh, N.C.  
(Cary)



**12 - Mercedes Riggs**  
G • JR • 5-7  
Lindon, Utah  
(Timpanogos/Salt Lake CC)



**14 - Ka'lia Johnson**  
G/F • SR • 5-10  
Chester, Va.  
(Thomas Dale)



**21 - Kendall Cooper**  
F/C • SO • 6-4  
Carson, Calif.  
(St. Anthony)



**22 - Oderah Chidom**  
F • SO • 6-4  
Oakland, Calif.  
(Bishop O'Dowd)



**23 - Rebecca Greenwell**  
G • R-FR • 6-1  
Owensboro, Ky.  
(Owensboro Catholic)



**30 - Amber Henson**  
C/F • SR • 6-4  
Tampa, Fla.  
(Walter L. Sickles)



**32 - Erin Mathias**  
F/C • FR • 6-4  
Pittsburgh, Pa.  
(Fox Chapel Area)



**34 - Lyneé Belton**  
F/C • FR • 6-3  
Clinton, Md.  
(The Bullis School)



**35 - Jenna Frush**  
G • SR • 5-6  
Durham, N.C.  
(Northern)



**Joanne P. McCallie**  
Head Coach  
8th Season at Duke



**Al Brown**  
Assistant Coach  
8th Season at Duke



**Hernando Planells**  
Assistant Coach  
3rd Season at Duke



**Rene Haynes**  
Assistant Coach  
1st Season at Duke

## Table of Contents

► Media Information .....	2-14
Media Information .....	2
Duke Sports Information .....	3
Media Outlets .....	4
2014-15 Schedule .....	5
2014-15 Roster .....	6
Squad Breakdown .....	7
Duke Quick Facts .....	7
Opponent Quick Facts .....	8-12
2015 ACC Tournament .....	13
2015 NCAA Tournament Bracket .....	14
► Meet the Blue Devils .....	16-34
Jenna Frush .....	16-17
Amber Henson .....	18-19
Ka'lia Johnson .....	20-21
Elizabeth Williams .....	22-24
Mercedes Riggs .....	25-26
Oderah Chidom .....	27-28
Kendall Cooper .....	29-30
Rebecca Greenwell .....	31
Lyneé Belton .....	32
Sierra Calhoun .....	32
Erin Mathias .....	33
Azurá Stevens .....	33
2014-15 Player Survey .....	34
► The Staff .....	36-54
Head Coach Joanne P. McCallie .....	36-40
Coach P Versus the Opponents .....	41-43
Coach P Versus the Conferences .....	44
Assistant Coach Al Brown .....	45
Assistant Coach Hernando Planells .....	46
Assistant Coach Rene Haynes .....	47
The Support Staff .....	48-52
Vice President & Director of Athletics Kevin White .....	53
Senior Administration .....	54
► Season Review .....	56-68
2013-14 Season Review .....	56-58
Season Awards .....	58
Season Results, Statistics and Miscellaneous Statistics .....	59-62
Box Scores .....	63-68

► Duke Tradition .....	70-88
Honors/Awards .....	70-75
Coaching Honors .....	74
Academic Honors .....	75
Letterwinners .....	76-77
All-Time Jersey Numbers .....	78
Retired Jerseys .....	79
Year-by-Year Coaching Staffs .....	80
Duke in the ACC Tournament & WNIT .....	81-82
Duke in the NCAA Tournament .....	83
In-Season Tournament Results .....	84
Duke in the Associated Press Rankings .....	85
Duke in the USA Today Coaches Poll Rankings .....	86
Duke in the WNBA .....	87
International Hoops .....	88
► The Record Book .....	90-152
Team Records .....	90-93
Opponent Team Records .....	94-95
Individual Records .....	96-101
Freshman Records .....	102-103
Cameron Indoor Stadium Records .....	104
Cameron Indoor Stadium Attendance and Year-by-Year .....	105
Box Scores from Record-Breaking Games .....	106-109
Duke's NCAA Tournament Records .....	110-112
Duke's NCAA Tournament Box Scores .....	113-125
1,000-Point Scorers .....	126-130
Year-by-Year Leaders .....	131
All-Time Player Statistics .....	132-147
Year-by-Year Team/Player Statistics .....	148-152
Duke's 100-Point Games .....	152
► All-Time Results .....	154-191
Year-by-Year Results .....	154-161
Duke Year-by-Year .....	162
Duke Versus Ranked Opponents .....	163-164
All-Time Series Results .....	165-174
Duke Versus the Conferences .....	175
Games by Date .....	176-185
Games by Location .....	186-191

### Women's Basketball Contact

Information about the 2014-15 Duke University women's basketball team will be coordinated by Associate Sports Information Director Lindy Brown. All interview requests for student-athletes and coaches should be made to Lindy Brown at (919) 684-2664 or lbrown@duaa.duke.edu.

### Twitter/Instagram

For the latest updates on Duke women's basketball make sure you follow "@Duke\_WBB" on Twitter. Just head to [http://twitter.com/Duke\\_WBB](http://twitter.com/Duke_WBB) and sign up now for free. Fans can also follow head coach Joanne P. McCallie by following @CoachPDuke as well. On Duke's Twitter page, you will find behind-the-scenes information, pictures, chances to win free prizes and other information you won't find anywhere else.

Follow "DukeWBB" on instrgram as well for behind-the-scenes pictures and video.

### Facebook

"Like" the Duke women's basketball fan page on Facebook. There you will find a schedule, results, photos, links to articles, videos and much more. "Like" it now as it is free so you don't miss the latest happenings with Duke women's basketball. If you do not have a Facebook account, just go to [www.facebook.com](http://www.facebook.com) and sign up today.

### Credits

The 2014-15 Duke Women's Basketball Media Guide is a publication of the Duke Sports Information Office.

Editor: Lindy Brown, Associate SID

Editorial Contributors: Duke Sports Information Student Assistants, Barry Uhrman, Rob Clough, Quentin Ybarra, Jack Jamieson, Carley Mulligan

Photography: Jon Gardiner, Duke Photography

Printing: Telepathic Graphics; Raleigh, N.C.

## **Media Information**

The 2014-15 edition of the Duke University women's basketball guide has been published to provide pertinent information concerning Blue Devil basketball and to assist the media in its continuing coverage of Duke women's basketball.

## **Services**

The Duke Sports Information staff will provide programs, pregame notes and statistics, halftime and final box scores, game play-by-play, postgame notes and postgame quotes to all credentialed media. Statistics will be distributed at halftime and following the game. Phones will be available for the working press located in the sports information office in 115 Cameron Indoor Stadium. The fax number is (919) 684-2489. Wireless access will be available with the username and password posted in the media room.

## **Email**

The Duke sports information office has the capability to send out releases via email. If you would like to receive Duke women's basketball information through this channel, please call or email associate sports information director Lindy Brown at (919) 684-2664 or lbrown@duaa.duke.edu.

## **Coach P & Player Interviews**

Duke head coach Joanne P. McCallie is generally available following practice. Player interviews during the week must be arranged through the sports information office by calling Lindy Brown at (919) 684-2664. Phone interviews with out-of-town media can also be arranged. All interview requests should be made at least one day in advance and the best time for interviews is generally before or after practice.

## **Ticket Information**

Tickets to Duke women's basketball games can be purchased through the Duke Ticket Office by calling (919) 681-2583 or (877) 375-3853. Tickets can also be purchased online at [www.GoDuke.com](http://www.GoDuke.com).

## **Credentials**

All media and photographers attending Duke basketball home games must wear proper media credentials. Requests for credentials should be made in advance by mail, email or fax on company stationery and directed to associate sports information director Lindy Brown. Duke reserves the right to refuse any credential request deemed not to be in the best interest of the university.

## **Facilities**

All home Blue Devil basketball games are played at Cameron Indoor Stadium, located at the end of Whitford Drive across from Wallace Wade Stadium. Cameron Indoor Stadium can also be reached from Towerview Road.

## **Parking**

Parking for the media is available for home contests. Working press can request parking passes from associate sports information director Lindy Brown. All requests should be made in advance by mail, email or fax.

## **Media Accommodations**

During the game, media will be seated at tables located on the floor level on the west side of Cameron Indoor Stadium. Media guides, notes and statistics, as well as work areas, are located in the Bill Brill Media Room on the north side of Cameron. The room will be open prior to the game, at halftime and after the game for postgame interviews.

## **Working Media Filing Space**

Print and electronic media planning to file postgame reports will work in the media room in Cameron Indoor Stadium. The work area has 10 phone lines available for local, charge card, toll free and collect calls only. Space is limited and is on a first-come, first-serve basis. Wireless internet service is also available in Cameron Indoor Stadium. The username and password will be posted in the press room for each contest.

## **Radio Information**

The radio broadcast booths are located on the east side of the stadium and are suspended from the ceiling. Access to the booths is through section seven off the upper concourse. One phone line with voice coupler and one business phone line will be provided by Duke free of charge to the visiting radio network as designated by that school's sports information office. ACC institutions will have Switch 56 capabilities at their site. Additional lines must be ordered directly from Bob Weiseman at [rweiseman@duaa.duke.edu](mailto:rweiseman@duaa.duke.edu) or (267) 864-6234.

## **Post-Game Policies**

Duke head coach Joanne P. McCallie and selected players will participate in a postgame press conference in Cameron Indoor Stadium's media room immediately after all games. Opposing head coaches and players will also be available for postgame interviews in the same room. Towards the end of the game a representative of the Duke Sports Information Office will poll the media to find out whom they would like to interview after the contest.

## **Sports Information**

The Duke Sports Information Office is located in room 115 at Cameron Indoor Stadium. The phone number, fax number and mailing address are as follows: Duke University Sports Information; 115 Cameron Indoor Stadium; Box 90557, Durham, N.C. 27708; Phone: (919) 684-2633; Fax: (919) 684-2489.

## **Duke Radio Network**

The Duke Radio Network provides coverage for the Blue Devils during the season on WDNC-AM 620 in Durham, N.C. Steve Barnes is in his 17th year as the voice of the Blue Devils with Morgan Patrick entering his sixth campaign doing the color. The Duke Radio Network is operated by Blue Devil IMG Sports Marketing.

## **[www.theACC.com](http://www.theACC.com)**

Keep up with ACC women's basketball through the conference's web site [www.theACC.com](http://www.theACC.com). League standings, statistics and releases are posted on the site, which also includes links to all other ACC schools.

Amy Ufnowski, Associate Director of Media Relations

ACC Media Relations Office

(336) 851-6062 (office)

(336) 854-8797 (fax)

[aufnowski@theacc.com](mailto:aufnowski@theacc.com)

## **[GoDuke.com](http://GoDuke.com)**

For unparalleled coverage of Blue Devil women's basketball and the entire intercollegiate athletics department at Duke, access the world wide web at [GoDuke.com](http://GoDuke.com). The official site of Duke athletics features the latest technological advances, plus in-depth coverage of Duke players, coaches and staff.

Duke fans will also get the latest media notes, player biographies and happenings of the Duke women's basketball program. In addition, player chats, audio, video, press conferences and blogs can be accessed. Get inside Duke Basketball with [GoDuke.com](http://GoDuke.com).

All Duke women's basketball games not televised in Cameron Indoor Stadium will be aired live on the [GoDuke.com](http://GoDuke.com) via Blue Devil Network Plus.

One of the first ".com" websites for college athletics in the country, [GoDuke.com](http://GoDuke.com) has consistently led the way and been ranked one of the top websites in the country over the past several years.



**Duke Sports Information**

Room 115 Phone: 919-684-2633  
 Cameron Indoor Stadium Fax: 919-684-2489  
 Durham, N.C. 27708 Cameron Indoor Stadium Press Row Phone: 919-684-6186

**Staff Directory****Art Chase** Sports Information Director

Sport Responsibilities: Football  
 Alma Mater: Guilford, 1991 Joined Duke SID: August, 2000  
 Office: 919-684-2614 Cell: 919-599-9820 Email: chasea@duaa.duke.edu

**Lindy Brown** Associate Sports Information Director

Sport Responsibilities: Women's Basketball, Women's Golf, Women's Soccer  
 Alma Mater: Western Carolina, 1996 Joined Duke SID: November, 1999  
 Office: 919-684-2664 Cell: 919-599-9821 Email: lbrown@duaa.duke.edu

**Matt Plizga** Associate Sports Information Director

Sport Responsibilities: Men's Basketball, Men's Golf  
 Alma Mater: Penn State Erie - The Behrend College, 1999 Joined Duke SID: July, 2001  
 Office: 919-668-1712 Cell: 919-812-0882 Email: plizga@duaa.duke.edu

**Meredith Rieder** Assistant Sports Information Director

Sport Responsibilities: Men's Lacrosse, Men's Soccer, Wrestling  
 Alma Mater: Denison, 2002 Joined Duke SID: August, 2008  
 Office: 919-684-3328 Cell: 919-812-6741 Email: mrieder@duaa.duke.edu

**Ashley Wolf** Assistant Sports Information Director

Sport Responsibilities: Volleyball, Baseball  
 Alma Mater: Cornell, 2008 Joined Duke SID: August, 2009  
 Office: 919-668-5739 Cell: 603-325-2225 Email: awolf@duaa.duke.edu

**Sarah Fetters** Assistant Sports Information Director

Sport Responsibilities: Football<sup>2</sup>, Men's Tennis, Rowing  
 Alma Mater: Wittenberg University, 2008 Joined Duke SID: August, 2014  
 Office: 919-684-8708 Cell: 984-209-9104 Email: sfetters@duaa.duke.edu

**Leslie Gaber** Assistant Sports Information Director


Sport Responsibilities: Women's Lacrosse, M/W Swimming & Diving, Field Hockey, Women's Basketball<sup>2</sup>  
 Alma Mater: DePauw, 2011 Joined Duke SID: July, 2011  
 Office: 919-668-7938 Cell: 614-519-9872 Email: lgaber@duaa.duke.edu

**Brad Amersbach** Assistant Sports Information Director

Sport Responsibilities: M/W Cross Country, Women's Tennis, Men's Basketball<sup>2</sup>  
 Alma Mater: Millersville, 2008 Joined Duke SID: August, 2013  
 Office: 919-684-2668 Cell: 484-948-8528 Email: bamersbach@duaa.duke.edu

**Cory Foote** Sports Information Staff Assistant

Sport Responsibilities: M/W Indoor & Outdoor Track & Field, Fencing  
 Alma Mater: Nebraska-Kearney, 2014 Joined Duke SID: August, 2014  
 Office: 919-684-2633 Cell: 402-518-0886 Email: cfoote@duaa.duke.edu

**Art Chase**Sports Information  
Director**Lindy Brown**Associate Sports  
Information Director**Matt Plizga**Associate Sports  
Information Director**Meredith Rieder**Assistant Sports  
Information Director**Ashley Wolf**Assistant Sports  
Information Director**Sarah Fetters**Assistant Sports  
Information Director**Leslie Gaber**Assistant Sports  
Information Director**Brad Amersbach**Assistant Sports  
Information Director

Newspapers

Durham Herald-Sun	Steve Wiseman	(919) 419-6673	swiseman@heraldsun.com	www.herald-sun.com
Raleigh News & Observer	Laura Keeley	(724) 816-7401	lkeeley@newsobserver.com	www.newsobserver.com
Burlington Times-News	Bob Sutton	(800) 488-0085	bob_sutton@link.freedom.com	www.thetimesnews.com
Chapel Hill News	Elliott Warnock	(919) 932-8743	chnsports@nando.com	www.chapelhillnews.com
Charlotte Observer	Ron Green Jr.	(704) 358-5125	rgreenjr@charlotteobserver.com	www.charlotte.com/observer
Fayetteville Observer	Brett Strelow, Stephen Schramm	(910) 486-3530	bstrelow@fayettevillenc.com	www.fayobserver.com
Goldsboro News-Argus	Rudy Coggins, Rob Craig	(919) 739-7842	sportsline@newsargus.com	www.newsargus.com
Greensboro News & Record	Ed Hardin	(336) 373-7062	ehardin@news-record.com	www.news-record.com
High Point Enterprise	Benny Phillips	(800) 933-5760	sportsroom@hpe.com	www.hpe.com
Wilmington Star News	Dan Spears	(910) 343-2034	dan.spears@starnewsonline.com	www.starnewsonline.com
Wilson Daily Times	Paul Durham	(800) 849-8811	paul@wilsontimes.com	www.wilsondaily.com
Winston-Salem Journal	Dan Collins	(336) 727-7321	dcollins@wsjournal.com	www.journalnow.com
Henderson Daily Dispatch	John Holt	(252) 436-2840		www.hendersondailydispatch.com
South Boston News & Record	Barry Hastings	(434) 572-2928	barryhastings@verizon.net	www.thenewsrecord.com/

Wire Service

Associated Press	Aaron Beard, Joedy McCreary	(919) 510-8937	abeard@ap.org, jmccreary@ap.org	
------------------	-----------------------------	----------------	---------------------------------	--

Campus Related Newspapers/Magazines

Duke Chronicle	Nick Martin	(919) 684-2663	nicholasamartin2016@gmail.com	www.dukechronicle.edu
GoDuke The Magazine	John Roth	(919) 286-1498	John.Roth@imgworld.com	

Radio Stations

Station Director

WDNC Radio (620 AM)	Dennis Glasgow	(919) 875-9100		www.espntriangle.com
WCMC Radio (99.9 FM)	Dennis Glasgow	(919) 890-6299		www.espntriangle.com

Television Stations

News 14 Carolina	Jim Connors	(919) 882-4230	jim.connors@news14.com	www.news14.com
WNCN-TV (NBC 17)		(919) 835-6339	sports@wncn.com	www.nbc17.com
WRAL-TV (CBS 5)	Jeff Gravley	(919) 821-8595	sports@wral.com	www.wral.com
WRAZ-TV (Fox 50)	Jeff Gravley	(919) 821-8600	sports@wral.com	www.fox50.com
WTVD-TV (ABC 11)	Mark Armstrong, Joe Mazur	(919) 687-2324	mark.armstrong@abc.com; joe.mazur@abc.com	www.ABC11.com
WBFT-TV (46)	Tom Welborn		wbft@aol.com	

Internet

DWHoops.com	Rob Clough, Orin Day	(919) 956-2865	DW_Editors@DWHoops.com	www.dwhoops.com
Triangle Sports Network	Peter Koutroumpis		pksportconsultant@gmail.com	www.trianglportsnet.com
The Independent	Mike Potter		wmp55@yahoo.com	www.indyweek.com

**Directions To Cameron Indoor Stadium**

From Raleigh/Durham Airport  
Via I-40 West  
Exit Highway 147 (Durham Expressway)  
Exit Chapel Hill Street (approx. 10 miles)  
Right at light on Chapel Hill Street  
Proceed to dead end - turn right on Highway 751  
Right on Science Drive  
Right on Whitford Drive  
Cameron on left

From I-85 North  
Exit 170 - Highway 751  
Right at first light  
Go to fourth light (approx. three miles)  
Left on Science Drive  
Right on Whitford Drive  
Cameron on left

From I-85 South  
Exit 15-501 Bypass South  
On 15-501, Exit Highway 751  
Left at light  
Go to third light (approx. one mile)  
Left on Science Drive  
Right on Whitford Drive  
Cameron on left

## 2014-15 Blue Devil Slate

Date	Day	Opponent	Location	Time	TV
OCT. 26	(SUN)	BLUE/WHITE SCRIMMAGE	DURHAM, N.C.	2:00 P.M.	
OCT. 30	(THUR)	LIMESTONE (EXH)	DURHAM, N.C.	6:30 P.M.	
NOV. 2	(SUN)	ARMSTRONG STATE (EXH)	DURHAM, N.C.	2:00 P.M.	
Nov. 16	(Sun)	at Alabama	Tuscaloosa, Ala.	8:00 p.m.	SEC
Nov. 20	(Thur)	at Old Dominion	Norfolk, Va.	7:00 p.m.	
NOV. 23	(SUN)	MARQUETTE	DURHAM, N.C.	2:00 P.M.	BDN
NOV. 25	(TUE)	BUFFALO	DURHAM, N.C.	6:30 P.M.	BDN
NOV. 28	(FRI)	STONY BROOK	DURHAM, N.C.	6:30 P.M.	BDN
Nov. 30	(Sun)	at Texas A&M	College Station, Texas	1:00 p.m.	SEC
<b>ACC/Big Ten Challenge (Lincoln, Neb.)</b>					
Dec. 3	(Wed)	at Nebraska	Lincoln, Neb.	7:30 p.m.	Big Ten
DEC. 7	(SUN)	SOUTH CAROLINA	DURHAM, N.C.	1:00 P.M.	ESPN2
DEC. 17	(WED)	OKLAHOMA	DURHAM, N.C.	6:30 P.M.	ESPN3
DEC. 19	(FRI)	UMASS LOWELL	DURHAM, N.C.	6:30 P.M.	BDN
DEC. 21	(SUN)	KENTUCKY	DURHAM, N.C.	3:00 P.M.	ESPN2
Dec. 29	(Mon)	at Connecticut	Hartford, Conn.	9:00 p.m.	ESPN2
JAN. 2	(FRI)	N.C. A&T	DURHAM, N.C.	6:30 P.M.	BDN
JAN. 4	(SUN)	WAKE FOREST *	DURHAM, N.C.	2:00 P.M.	BDN
JAN. 8	(THUR)	SYRACUSE *	DURHAM, N.C.	6:30 P.M.	ESPN3
Jan. 11	(Sun)	at Florida State *	Tallahassee, Fla.	1:00 p.m.	RSN
JAN. 15	(THUR)	VIRGINIA TECH *	DURHAM, N.C.	6:30 P.M.	BDN
JAN. 18	(SUN)	MIAMI *	DURHAM, N.C.	1:00 P.M.	RSN
Jan. 22	(Thur)	at Boston College *	Chestnut Hill, Mass.	7:00 p.m.	
Jan. 25	(Sun)	at North Carolina *	Chapel Hill, N.C.	5:00 p.m.	ESPN2
JAN. 29	(THUR)	PITTSBURGH *	DURHAM, N.C.	6:30 P.M.	ESPN3
FEB. 2	(MON)	LOUISVILLE *	DURHAM, N.C.	7:00 P.M.	ESPN2
Feb. 5	(Thur)	at Wake Forest *	Winston-Salem, N.C.	7:00 p.m.	
FEB. 8	(SUN)	CLEMSON *	DURHAM, N.C.	2:00 P.M.	BDN
Feb. 12	(Thur)	at Virginia *	Charlottesville, Va.	7:00 p.m.	
Feb. 16	(Mon)	at Notre Dame *	South Bend, Ind.	9:00 p.m.	ESPN2
Feb. 22	(Sun)	at NC State *	Raleigh, N.C.	12:00 p.m.	ESPN2
Feb. 26	(Thur)	at Georgia Tech *	Atlanta, Ga.	7:00 p.m.	ESPN3
MARCH 1	(SUN)	NORTH CAROLINA *	DURHAM, N.C.	3:00 P.M.	ESPN2
March 4-8	(Wed-Sun)	ACC Tournament	Greensboro, N.C.	TBA	TBA
March 20-23	(Fri-Mon)	NCAA First & Second Rounds	TBA	TBA	TBA
March 27-30	(Fri-Mon)	NCAA Regionals	TBA	TBA	TBA
April 5, 7	(Sun, Tue)	NCAA Final Four	Tampa, Fla.	TBA	ESPN

\* - Denotes ACC Contest      All game times are EST      BOLD/CAPS Home Games

BDN - Blue Devil Network      The Feb. 22 game at N.C. State will be its Hoops for Hope contest

RSN, which reaches in excess of 51.4 million homes and includes Fox Sports South, Fox Sports Carolinas, Fox Sports Florida, Sun Sports, Fox Sports Indiana, Fox Sports Midwest, Comcast Sports Net Mid-Atlantic, New England Sports Network (NESN), the YES Network, the Madison Square Garden Network (MSG) in New York and Root Sports in Pennsylvania. All ACC games produced as part of the RSN package will be available via WatchESPN, but are subject to regional blackout.

<b>NUMERICAL</b>						
<b>No.</b>	<b>Name</b>	<b>Ht.</b>	<b>Yr.</b>	<b>Pos.</b>	<b>Exp.</b>	<b>Hometown (High School/Last School)</b>
1	Elizabeth Williams	6-3	Sr.	C/F	3V	Virginia Beach, Va. (Princess Anne)
4	Sierra Calhoun	6-0	Fr.	G/F	HS	Brooklyn, N.Y. (Christ the King)
11	Azurá Stevens	6-5	Fr.	F/G	HS	Raleigh, N.C. (Cary)
12	Mercedes Riggs	5-7	Jr.	G	TR	Lindon, Utah (Timpanogos/Salt Lake CC)
14	Ka'lia Johnson	5-10	Sr.	G/F	3V	Chester, Va. (Thomas Dale)
21	Kendall Cooper	6-4	So.	F/C	1V	Carson, Calif. (St. Anthony)
22	Oderah Chidom	6-4	So.	F	1V	Oakland, Calif. (Bishop O'Dowd)
23	Rebecca Greenwell	6-1	R-Fr.	G	1V	Owensboro, Ky. (Owensboro Catholic)
30	Amber Henson	6-4	Sr.	C/F	3V	Tampa, Fla. (Walter L. Sickles)
32	Erin Mathias	6-4	Fr.	F/C	HS	Pittsburgh, Pa. (Fox Chapel Area)
34	Lyneé Belton	6-3	Fr.	F/C	HS	Clinton, Md. (The Bullis School)
35	Jenna Frush	5-6	Sr.	G	3V	Durham, N.C. (Northern)

<b>ALPHABETICAL</b>						
<b>No.</b>	<b>Name</b>	<b>Ht.</b>	<b>Yr.</b>	<b>Pos.</b>	<b>Exp.</b>	<b>Hometown (High School/Last School)</b>
34	Lyneé Belton	6-3	Fr.	F/C	HS	Clinton, Md. (The Bullis School)
4	Sierra Calhoun	6-0	Fr.	G/F	HS	Brooklyn, N.Y. (Christ the King)
22	Oderah Chidom	6-4	So.	F	1V	Oakland, Calif. (Bishop O'Dowd)
21	Kendall Cooper	6-4	So.	F/C	1V	Carson, Calif. (St. Anthony)
35	Jenna Frush	5-6	Sr.	G	3V	Durham, N.C. (Northern)
23	Rebecca Greenwell	6-1	R-Fr.	G	1V	Owensboro, Ky. (Owensboro Catholic)
30	Amber Henson	6-4	Sr.	C/F	3V	Tampa, Fla. (Walter L. Sickles)
14	Ka'lia Johnson	5-10	Sr.	G/F	3V	Chester, Va. (Thomas Dale)
32	Erin Mathias	6-4	Fr.	F/C	HS	Pittsburgh, Pa. (Fox Chapel Area)
12	Mercedes Riggs	5-7	Jr.	G	TR	Lindon, Utah (Timpanogos/Salt Lake CC)
11	Azurá Stevens	6-5	Fr.	F/G	HS	Raleigh, N.C. (Cary)
1	Elizabeth Williams	6-3	Sr.	C/F	3V	Virginia Beach, Va. (Princess Anne)

Head Coach: Joanne P. McCallie (Northwestern, '87)

Assistant Coaches: Al Brown (Purdue, '64), Hernando Planells, Jr. (Regis University), Rene Haynes (Michigan State, '07)

Director of Basketball Operations: Kate Senger (Michigan State, '04)

Director of Recruiting Operations: Michele Van Gorp (Duke, '99)

Athletic Trainer: Summer McKeehan (Utah State, '98)

Video Coordinator: Lauren Rice (Duke, '00)

Executive Administrative Assistant to the Head Coach: Bobby Sorrell

Associate Sports Information Director: Lindy Brown (Western Carolina, '96)

## Pronunciation Guide

Ka'lia Johnson  
kuh- LEE - uh

Lyneé Belton  
Lah - nay

Erin Mathias  
Ma - Thigh - us

Oderah Chidom  
O - dare - uh ... Chee - dom

Joanne P. McCallie  
mc - CAW - lee

Azurá Stevens  
Ah - zer - Ray

Rene Haynes  
Ree - Knee



**By Position**

Centers/Forwards .....	Lyneé Belton
.....	Oderah Chidom
.....	Kendall Cooper
.....	Amber Henson
.....	Erin Mathias
.....	Elizabeth Williams
Guards/Forwards .....	Ka'lia Johnson
.....	Sierra Calhoun
Guards .....	Azurá Stevens
.....	Jenna Frush
.....	Rebecca Greenwell
.....	Mercedes Riggs

**By Class**

Seniors .....	4
Juniors .....	1
Sophomores .....	2
Freshmen .....	5

**By State**

California .....	2
North Carolina .....	2
Virginia .....	2
Florida .....	1
Kentucky .....	1
Maryland .....	1
New York .....	1
Pennsylvania .....	1
Utah .....	1

**By Height**

6-5 .....	1
6-4 .....	4
6-3 .....	2
6-1 .....	1
6-0 .....	1
5-10 .....	1
5-7 .....	1
5-6 .....	1

**By Major**

Sociology .....	Ka'lia Johnson
Psychology .....	Jenna Frush, Mercedes Riggs, Elizabeth Williams
Public Policy .....	Amber Henson
<i>Others are undecided</i>	

**General Information**

Location .....	Durham, N.C.
Founded .....	1838, Trinity College
Enrollment .....	6,484
Nickname .....	Blue Devils
Colors .....	Duke Blue & White
Arena Name .....	Cameron Indoor Stadium
Capacity .....	9,314
Affiliation .....	NCAA Division I
Conference .....	Atlantic Coast
President .....	Dr. Richard H. Brodhead
Vice President & Director of Athletics .....	Kevin White
Assoc. Director of Athletics/SWA .....	Jacki Silar
Athletic Dept. Phone .....	(919) 684-2120
Ticket Office Phone .....	(919) 681-BLUE
Press Row Phone .....	(919) 684-6186

**History**

First Year of Basketball .....	1975-76
All-Time Record .....	812-357 (.695) - 39 Years
NCAA Appearances/Last .....	21/2014
Last Postseason Opponent .....	DePaul
Result .....	Lost to DePaul, 65-74 - NCAA Second Round

**Coaching Staff**

Head Coach .....	Joanne P. McCallie
Alma Mater .....	Northwestern, '87
Record at Duke (Years) .....	202-42 (7)
ACC Record .....	109-19 (7)
Career Record (Years) .....	518-190 (22)
Assistant Coaches .....	Al Brown, Hernando Planells, Rene Haynes
Director of Basketball Operations .....	Kate Senger
Executive Administrative Assistant to the Head Coach .....	Bobby Sorrell
Video Coordinator .....	Lauren Rice
Director of Recruiting Operations .....	Michele Van Gorp
Athletic Trainer .....	Summer McKeehan
Academic Coordinator .....	Heather Ryan
Strength & Conditioning Coordinator .....	William Stephens
Basketball Office Phone .....	(919) 613-7565

**Team Information**

2013-14 Record .....	28-7
2013-14 ACC Record (Finish) .....	12-4 (2nd)
Final Ranking .....	No. 9 (AP), No. 13 (USA Today/ESPN)
Starters Returning/Lost .....	1/4
Letterwinners Returning/Lost .....	8/5

**Sports Information**

Director .....	Art Chase
Associate SID (Women's Basketball) .....	Lindy Brown
Office Phone .....	(919) 684-2664
Office Fax .....	(919) 684-2489
Cell Phone .....	(919) 599-9821
Email Address .....	lbrown@duaa.duke.edu
Website .....	www.GoDuke.com
Twitter .....	http://twitter.com/Duke_WBB;
.....	http://twitter.com/CoachPDuke
Facebook .....	http://www.facebook.com/DukeWBB
Instagram .....	dukewbb

## Alabama

### University Facts

Location: ..... Tuscaloosa, Ala.  
 Founded: ..... 1831  
 Enrollment: ..... 34,852  
 President: ..... Dr. Judy Bonner  
 Athletics Director: ..... Bill Battle  
 Nickname: ..... Crimson Tide  
 Colors: ..... Crimson and White  
 Conference: ..... Southeastern  
 Arena (Capacity): ..... Foster Auditorium (3,800)

### Basketball Facts

Head Coach: ..... Kristy Curry  
 Record at Alabama: ..... 14-16 (1 year)  
 Career Record: ..... 323-165 (15 years)  
 Assistant Coaches: ..... Shereka White, Kelly Curry,  
 Terry Nooner  
 2013-14 Record (Final Ranking): ..... 14-16 (NR)  
 Conference Record (Finish): ..... 7-9 (10th)  
 2014 Postseason: ..... N/A  
 Letterwinners Returning/Lost: ..... 6/4  
 Starters Returning/Lost: ..... 3/2

### Sports Information

Women's Basketball SID: ..... Jessica Paré  
 Office Phone/Fax: ..... (205) 348-3673 / (205) 348-8841  
 Press Row Phone: ..... N/A  
 Email: ..... jpare@ia.ua.edu  
 Web Site: ..... rolltide.com

## Clemson

### University Facts

Location: ..... Clemson, SC.  
 Founded: ..... 1889  
 Enrollment: ..... 20,768  
 President: ..... Dr. James P. Clements  
 Athletic Director: ..... Dan Radakovich  
 Nickname: ..... Tigers  
 Colors: ..... Clemson Orange and Regalia  
 Conference: ..... Atlantic Coast  
 Arena (Capacity): ..... Littlejohn Coliseum (10,000)

### Basketball Facts

Head Coach: ..... Audra Smith  
 Record at Clemson: ..... 13-19 (1 year)  
 Career Record: ..... 151-157 (10 years)  
 Assistant Coaches: ..... Daryl Oliver, Marc Wilson,  
 Kayla Ard  
 2013-14 Record (Final Ranking): ..... 13-19 (NR)  
 Conference Record (Finish): ..... 4-12 (13th)  
 2014 Postseason: ..... None  
 Letterwinners Returning/Lost: ..... 4/7  
 Starters Returning/Lost: ..... 3/2

### Sports Information

Women's Basketball SID: ..... Jeff Kallin  
 Office Phone/Fax: ..... (864) 656-1920 / (864) 656-0299  
 Press Row Phone: ..... (864) 656-3326  
 Email: ..... KALLIN@clemson.edu  
 Web Site: ..... clemsonigers.com

## Boston College

### University Facts

Location: ..... Chestnut Hill, Mass.  
 Founded: ..... 1863  
 Enrollment: ..... 14,400  
 President: ..... Rev. William P. Leahy  
 Athletics Director: ..... Brad Bates  
 Nickname: ..... Eagles  
 Colors: ..... Maroon and Gold  
 Conference: ..... Atlantic Coast  
 Arena (Capacity): ..... Silvio O. Conte Forum (8,606)

### Basketball Facts

Head Coach: ..... Erik Johnson  
 Record at Boston College: ..... 24-38 (2 years)  
 Career Record: ..... 96-90 (5 years)  
 Assistant Coaches: ..... Yvonne Hawkins, Shelley Sheetz,  
 Lisa Faulkner  
 2013-14 Record (Final Ranking): ..... 12-19 (NR)  
 Conference Record (Finish): ..... 3-13 (11th)  
 2014 Postseason: ..... N/A  
 Letterwinners Returning/Lost: ..... 8/2  
 Starters Returning/Lost: ..... 3/2

### Sports Information

Women's Basketball SID: ..... Stephanie Tunnera  
 Office Phone/Fax: ..... (617) 552-0524 / (617) 552-4903  
 Press Row Phone: ..... (617) 552-1899  
 Email: ..... tunnera@bc.edu  
 Web Site: ..... bceagles.com

## Connecticut

### University Facts

Location: ..... Storrs, Conn.  
 Founded: ..... 1881  
 Enrollment: ..... 30,474  
 President: ..... Susan Herbst, Ph.D.  
 Director of Athletics: ..... Warde Manuel  
 Nickname: ..... Huskies  
 Colors: ..... Navy and White  
 Conference: ..... American Athletic  
 Arena (Capacity): ..... Gampel Pavilion (10,167)  
 ..... XL Center (16,294), Webster Bank Arena (8,500)

### Basketball Facts

Head Coach: ..... Geno Auriemma  
 Record at UConn: ..... 879-133 (29 years)  
 Career Record: ..... 879-133 (29 years)  
 Assistant Coaches: ..... Chris Dailey, Shea Ralph,  
 Marisa Moseley  
 2013-14 Record (Final Ranking): ..... 40-0 (1st)  
 Conference Record (Finish): ..... 18-0 (1st)  
 2014 Postseason: ..... NCAA Champion  
 Letterwinners Returning/Lost: ..... 8/3  
 Starters Returning/Lost: ..... 3/2

### Sports Information

Women's Basketball SID: ..... Pat McKenna  
 Office Phone/Fax: ..... (860) 486-2394 / (860) 486-5085  
 Press Row Phone: ..... (860) 486-1888  
 Email: ..... patrick.mckenna@uconn.edu  
 Web Site: ..... UConnHuskies.com

## Buffalo

### University Facts

Location: ..... Buffalo, N.Y.  
 Founded: ..... 1846  
 Enrollment: ..... 29,937  
 President: ..... Satish K. Tripathi  
 Athletics Director: ..... Daniel J. White  
 Nickname: ..... Bulls  
 Colors: ..... Royal Blue and White  
 Conference: ..... Mid-American  
 Arena (Capacity): ..... Alumni Arena (6,100)

### Basketball Facts

Head Coach: ..... Felisha Legette-Jack  
 Record at Buffalo: ..... 29-32 (1 year)  
 Career Record: ..... 153-183 (11 years)  
 Assistant Coaches: ..... Bernitha Johnson, Kourtney Brown,  
 Ashley Zuber  
 2013-14 Record (Final Ranking): ..... 17-12 (NR)  
 Conference Record (Finish): ..... 10-8 (3rd, East)  
 2014 Postseason: ..... N/A  
 Letterwinners Returning/Lost: ..... 8/5  
 Starters Returning/Lost: ..... 4/1

### Sports Information

Women's Basketball SID: ..... Joe Kepler  
 Office Phone/Fax: ..... (716) 645-5523 / (716) 645-6840  
 Press Row Phone: ..... (716) 645-3360  
 Email: ..... jdkepler@buffalo.edu  
 Web Site: ..... buffalobulls.com

## Florida State

### University Facts

Location: ..... Tallahassee, Fla.  
 Founded: ..... 1851  
 Enrollment: ..... 41,477  
 Interim President: ..... Dr. Garrett S. Stokes  
 Athletics Director: ..... Stan Wilcox  
 Nickname: ..... Seminoles  
 Colors: ..... Garnet and Gold  
 Conference: ..... Atlantic Coast  
 Arena (Capacity): ..... Donald L. Tucker Center (12,100)

### Basketball Facts

Head Coach: ..... Sue Semrau  
 Record at Florida State: ..... 316-213 (17 years)  
 Career Record: ..... 316-213 (17 years)  
 Assistant Coaches: ..... Lance White, Brooke Wyckoff,  
 Danielle Santos  
 2013-14 Record (Final Ranking): ..... 21-12 (NR)  
 Conference Record/Finish: ..... 7-9 (9th)  
 2014 Postseason: ..... NCAA Second Round  
 Letterwinners Returning/Lost: ..... 8/1  
 Starters Returning/Lost: ..... 3/2

### Sports Information

Women's Basketball SID: ..... Steve Stone  
 Office Phone/Fax: ..... 850-644-4836 / 850-644-3820  
 Press Row Phone: ..... 850-224-8790  
 Email: ..... sstone@fsu.edu  
 Web Site: ..... www.seminoles.com

## Georgia Tech

### University Facts

Location: ..... Atlanta, Ga.  
 Founded: ..... 1885  
 Enrollment: ..... 21,000  
 President: ..... Dr. G.P. "Bud" Peterson  
 Athletics Director: ..... Mike Bobinski  
 Nickname: ..... Yellow Jackets, Ramblin' Wreck  
 Colors: ..... Old Gold and White  
 Conference: ..... Atlantic Coast  
 Arena (Capacity): ..... McCamish Pavilion (8,600)

### Basketball Facts

Head Coach: ..... MaChelle Joseph  
 Record at Georgia Tech: ..... 213-134 (11 years)  
 Career Record: ..... 213-134 (11 years)  
 Assistant Coaches: ..... Deja Foster, Michael Wholey,  
 M.L. Willis  
 2013-14 Record (Final Ranking): ..... 20-12 (NR)  
 Conference Record (Finish): ..... 9-7 (7th)  
 2014 Postseason: ..... NCAA First Round  
 Letterwinners Returning/Lost: ..... 6/7  
 Starters Returning/Lost: ..... 3/2

### Sports Information

Women's Basketball SID: ..... Brittany McCormick  
 Office Phone/Fax: ..... (404) 894-5445 / (404) 894-1248  
 Press Row Phone: ..... (404) 894-5458  
 Email: ..... bmccormick@athletics.gatech.edu  
 Web Site: ..... ramblinwreck.com

## Kentucky

### University Facts

Location: ..... Lexington, Ky.  
 Founded: ..... 1865  
 Enrollment: ..... 29,410  
 President: ..... Dr. Eli Capilouto  
 Athletics Director: ..... Mitch Barnhart  
 Nickname: ..... Wildcats  
 Colors: ..... Blue and White  
 Conference: ..... Southeastern  
 Arena (Capacity): ..... Memorial Coliseum (8,000)

### Basketball Facts

Head Coach: ..... Matthew Mitchell  
 Record at Kentucky: ..... 170-71 (7 years)  
 Career Record: ..... 200-100 (9 years)  
 Assistant Coaches: ..... Adeniyi Amadou,  
 Christan Stefanopoulos, Tamika Williams  
 2013-14 Record (Final Ranking): ..... 26-9 (10th)  
 Conference Record (Finish): ..... 10-6 (4th)  
 2014 Postseason: ..... NCAA Sweet 16  
 Letterwinners Returning/Lost: ..... 8/5  
 Starters Returning/Lost: ..... 2/3

### Sports Information

Women's Basketball SID: ..... Susan Lax  
 Office Phone/Fax: ..... (859) 257-8420 / (859)-323-4310  
 Press Row Phone: ..... (859)-323-5900  
 Email: ..... slax0@uky.edu  
 Web Site: ..... UKathletics.com

## Louisville

### University Facts

Location: ..... Louisville, Ky.  
 Founded: ..... 1798  
 Enrollment: ..... 22,000  
 President: ..... Dr. James Ramsey  
 Athletics Director: ..... Tom Jurich  
 Nickname: ..... Cardinals  
 Colors: ..... Red and Black  
 Conference: ..... Atlantic Coast  
 Arena (Capacity): ..... KFC Yum! Center (22,000)

### Basketball Facts

Head Coach: ..... Jeff Walz  
 Record at Louisville: ..... 181-70 (7 years)  
 Career Record: ..... 181-70 (7 years)  
 Assistant Coaches: ..... Stephanie Norman, Sam Williams,  
 Sam Purcell  
 2013-14 Record (Final Ranking): ..... 33-5 (4th)  
 Conference Record (Finish): ..... 16-2 (2nd)  
 2014 Postseason: ..... NCAA Elite Eight  
 Letterwinners Returning/Lost: ..... 8/6  
 Starters Returning/Lost: ..... 2/3

### Sports Information

Women's Basketball SID: ..... Ira Green  
 Office Phone/Fax: ..... (502) 852-4857 / (502) 852-7401  
 Press Row Phone: ..... (502) 852-5567  
 Email: ..... Ira@GoCards.com  
 Web Site: ..... GoCards.com

## Marquette

### University Facts

Location: ..... Milwaukee, Wis.  
 Founded: ..... 1881  
 Enrollment: ..... 11,782  
 President: ..... Dr. Michael R. Lovell  
 Director of Athletics: ..... Bill Cords  
 Nickname: ..... Golden Eagles  
 Colors: ..... Blue and Gold  
 Conference: ..... Big East  
 Arena (Capacity): ..... Al McGuire Center (3,700)

### Basketball Facts

Head Coach: ..... Carolyn Kieger  
 Record at Marquette: ..... 0-0 (1st year)  
 Career Record: ..... 0-0 (1st year)  
 Assistant Coaches: ..... Ginny Boggess, Scott Merritt,  
 Vernetta Skeete  
 2013-14 Record (Final Ranking): ..... 22-11 (NR)  
 Conference Record (Finish): ..... 11-7 (5th)  
 2014 Postseason: ..... WNIT  
 Letterwinners Returning/Lost: ..... 4/2  
 Starters Returning/Lost: ..... 2/3

### Sports Information

Women's Basketball SID: ..... Megan O'Shea  
 Office Phone/Fax: ..... (414) 288-7419 / (414) 288-6519  
 Press Row Phone: ..... (414) 288-0340  
 Email: ..... megan.oshea@marquette.edu  
 Web Site: ..... GoMarquette.com

## UMass Lowell

### University Facts

Location: ..... Lowell, Mass.  
 Founded: ..... 1975  
 Enrollment: ..... 17,000  
 Chancellor: ..... Martin T. Meehan  
 Director of Athletics: ..... Dana K. Skinner  
 Nickname: ..... River Hawks  
 Colors: ..... Blue, White and Red  
 Conference: ..... America East  
 Arena (Capacity): ..... Costello Athletic Center (2,000)  
 ..... Tsongas Center (6,003)

### Basketball Facts

Head Coach: ..... Jenerrie Harris  
 Record at UMass Lowell: ..... 0-0 (1st year)  
 Career Record: ..... 0-0 (1st year)  
 Assistant Coaches: ..... Kara Kelly, Chante Bonds  
 Kerry Cashman  
 2013-14 Record (Final Ranking): ..... 5-23 (NR)  
 Conference Record (Finish): ..... 4-12 (7th)  
 2014 Postseason: ..... None  
 Letterwinners Returning/Lost: ..... 9/7  
 Starters Returning/Lost: ..... 4/1

### Sports Information

Women's Basketball SID: ..... Sebouh Majarian  
 Office Phone: ..... (978) 934-6241  
 Email: ..... Sebouh\_Majarian@uml.edu  
 Web Site: ..... GoRiverHawks.com

## Miami

### University Facts

Location: ..... Coral Gables, Fla.  
 Founded: ..... 1925  
 Enrollment: ..... 15,629  
 President: ..... Dr. Donna E. Shalala  
 Athletics Director: ..... Blake James  
 Nickname: ..... Hurricanes  
 Colors: ..... Orange, Green and White  
 Conference: ..... Atlantic Coast  
 Arena (Capacity): ..... BankUnited Center (7,900)

### Basketball Facts

Head Coach: ..... Katie Meier  
 Record at Miami: ..... 163-121 (8 years)  
 Career Record: ..... 239-166 (12 years)  
 Assistant Coaches: ..... Darrick Gibbs, Zach Kancher,  
 Octavia Blue  
 2013-14 Record (Final Ranking): ..... 16-15 (NR)  
 Conference Record (Finish): ..... 8-8 (8th)  
 2014 Postseason: ..... WNIT  
 Letterwinners Returning/Lost: ..... 6/6  
 Starters Returning/Lost: ..... 2/3

### Sports Information

Women's Basketball SID: ..... Camron Ghorbi  
 Office Phone/Fax: ..... (305) 284-3230 / (305) 284-2807  
 Press Row Phone: ..... (305) 284-2111  
 Email: ..... c.ghorbi@miami.edu  
 Web Site: ..... hurricanesports.com



**N.C. State**

University Facts

Location: .....Raleigh, N.C.  
Founded: ..... 1887  
Enrollment: ..... 34,340  
Chancellor: ..... Dr. Randy Woodson  
Athletics Director: ..... Dr. Deborah Yow  
Nickname: ..... Wolfpack  
Colors: ..... Red and White  
Conference: ..... Atlantic Coast  
Arena (Capacity): ..... Reynolds Coliseum (8,560)

Basketball Facts

Head Coach:..... Wes Moore  
Record at N.C. State: ..... 25-8 (1 year)  
Career Record: ..... 583-177 (25 years)  
Assistant Coaches: ..... Nikki West, Gene Hill,  
Lindsay Edmonds  
2013-14 Record (Final Ranking): ..... 25-8 (16)  
Conference Record/Finish: ..... 11-5 (4th)  
2014 Postseason: ..... NCAA First Round  
Letterwinners Returning/Lost: ..... 7/6  
Starters Returning/Lost: ..... 2/3

Sports Information

Women's Basketball SID: ..... Brett Compton  
Office Phone/Fax: ..... (919) 515-1183 / (919) 515-3624  
Press Row Phone: ..... (919) 513-1220  
Email: ..... bacompton@ncsu.edu  
Web Site: ..... GoPack.com

**Nebraska**

University Facts

Location: ..... Lincoln, Neb.  
Founded: ..... 1869  
Enrollment: ..... 25,006  
Chancellor: ..... Harvey Pearlman, J.D.  
Director of Athletics: ..... Sean Eichorst  
Nickname: ..... Cornhuskers, Huskers  
Colors: ..... Scarlet and Cream  
Conference: ..... Big Ten  
Arena (Capacity): ..... Pinnacle Bank Arena (15,000)

Basketball Facts

Head Coach:..... Connie Yori  
Record at Nebraska: ..... 241-142 (12 years)  
Career Record: ..... 436-282 (24 years)  
Assistant Coaches: . Amy Stephens, Shimmy Gray-Miller,  
Dayna Finch  
2013-14 Record (Final Ranking): ..... 26-7 (17th)  
Conference Record (Finish): ..... 12-4 (3rd)  
2014 Postseason: ..... NCAA Second Round  
Letterwinners Returning/Lost: ..... 7/1  
Starters Returning/Lost: ..... 4/1

Sports Information

Women's Basketball SID: ..... Jeff Griesch  
Office Phone/Fax: ..... (402) 472-7775 / (402) 472-2005  
Press Row Phone: ..... (402) 472-2279  
Email: ..... jgriesch@huskers.com  
Web Site: ..... Huskers.com

**North Carolina**

University Facts

Location: ..... Chapel Hill, NC.  
Founded: ..... 1789  
Enrollment: ..... 18,370  
Chancellor: ..... Carol Folt  
Athletics Director: ..... Bubba Cunningham  
Nickname: ..... Tar Heels  
Colors: ..... Carolina Blue and White  
Conference: ..... Atlantic Coast  
Arena (Capacity): ..... Carmichael Arena (6,822)

Basketball Facts

Head Coach:..... Sylvia Hatchell  
Record at North Carolina: ..... 663-251 (28 years)  
Career Record: ..... 935-331 (39 years)  
Assistant Coaches: ..... Andrew Calder,  
Tracey Williams-Johnson, Ivory Latta  
2013-14 Record (Final Ranking): ..... 27-10 (7th)  
Conference Record (Finish): ..... 10-6 (t5th)  
2014 Postseason: ..... Elite Eight  
Letterwinners Returning/Lost: ..... 12/1  
Starters Returning/Lost: ..... 4/1

Sports Information

Women's Basketball SID: ..... Mark Kimmel  
Office Phone/Fax: ..... (919) 962-0084 / (919) 962-0612  
Press Row Phone: ..... (919) 962-2296  
Email: ..... mkimmel@unc.edu  
Web Site: ..... GoHeels.com

**North Carolina A&T**

University Facts

Location: ..... Greensboro, N.C.  
Founded: ..... 1891  
Enrollment: ..... 11,325  
Chancellor: ..... Dr. Harold L. Martin, Sr.  
Athletics Director: ..... Earl M. Hilton III  
Nickname: ..... Aggies  
Colors: ..... Blue and Gold  
Conference: ..... Mid-Eastern Atlantic  
Arena (Capacity): ..... Corbett Sports Center (5,700)

Basketball Facts

Head Coach:..... Tarrell Robinson  
Record at N.C. A&T: ..... 46-17 (2 years)  
Career Record: ..... 46-17 (2 years)  
Assistant Coaches: ..... Shavon Earp, Franklin Scott,  
Jessica Smith  
2013-14 Record (Final Ranking): ..... 24-7 (NR)  
Conference Record/Finish: ..... 13-3 (2nd)  
2014 Postseason: ..... WNIT  
Letterwinners Returning/Lost: ..... 10/2  
Starters Returning/Lost: ..... 3/2

Sports Information

Women's Basketball SID: ..... Britney Reddick  
Office Phone/Fax: ..... (336) 285-3609 / (336) 334-7272  
Email: ..... breddic@ncat.edu  
Web Site: ..... ncat.edu

**Notre Dame**

University Facts

Location: ..... Notre Dame, Indiana  
Founded: ..... 1842  
Enrollment: ..... 8,475  
President: ..... Rev. John I. Jenkins, C.S.C.  
Athletics Director: ..... Jack Swarbrick  
Nickname: ..... Fighting Irish  
Colors: ..... Gold and Blue  
Conference: ..... Atlantic Coast  
Arena (Capacity): Purcell Pavilion at the Joyce Center (9,149)

Basketball Facts

Head Coach:..... Muffet McGraw  
Record at Notre Dame: ..... 663-218 (27 years)  
Career Record: ..... 751-259 (32 years)  
Assistant Coaches: ..... Carol Owens, Beth Cunningham,  
Niele Ivey  
2013-14 Record (Final Ranking): ..... 37-1 (2nd)  
Conference Record/Finish: ..... 16-0 (1st)  
2014 Postseason: ..... NCAA Finalist  
Letterwinners Returning/Lost: ..... 10/3  
Starters Returning/Lost: ..... 2/3

Sports Information

Women's Basketball SID: ..... Chris Masters  
Office Phone/Fax: ..... (574) 631-8032 / (574) 631-7941  
Press Row Phone: ..... (574) 631-5309  
Email: ..... masters.5@nd.edu  
Web Site: ..... UND.com

**Oklahoma**

University Facts

Location: ..... Norman, Okla.  
Founded: ..... 1890  
Enrollment: ..... 30,813  
President: ..... David L. Boren  
Director of Athletics: ..... Joe Castiglione  
Nickname: ..... Sooners  
Colors: ..... Crimson and Cream  
Conference: ..... Big 12  
Arena (Capacity): ..... Lloyd Noble Center (11,586)

Basketball Facts

Head Coach:..... Sherri Coale  
Record at Oklahoma: ..... 399-194 (18 years)  
Career Record: ..... 399-194 (18 years)  
Assistant Coaches: ..... Jan Ross, Chad Thrailkill,  
Pam DeCosta  
2013-14 Record (Final Ranking): ..... 18-15 (NR)  
Conference Record/Finish: ..... 9-9 (t-5th)  
2014 Postseason: ..... N/CAA First Round  
Letterwinners Returning/Lost: ..... 7/5  
Starters Returning/Lost: ..... 2/3

Sports Information

Women's Basketball SID: ..... Liz Smith  
Office Phone/Fax: ..... (405) 325-3671 / (405) 325-7623  
Press Row Phone: ..... (405) 325-1024  
Email: ..... liz.smith@ou.edu  
Web Site: ..... soonersports.com

## Old Dominion

### University Facts

Location:..... Norfolk, Va.  
 Founded:..... 1930  
 Enrollment:..... 24,753  
 President:..... John Broderick  
 Athletics Director:..... Dr. Wood Selig  
 Nickname:..... Monarchs  
 Colors:..... Slate Blue, Silver and Light Blue  
 Conference:..... Conference USA  
 Arena (Capacity):...Ted Constant Convocation Center (8,472)

### Basketball Facts

Head Coach:..... Karen Barefoot  
 Record at Old Dominion:..... 48-49 (3 years)  
 Career Record:..... 155-151 (10 years)  
 Assistant Coaches:..... Jim Corrigan, Trina Patterson  
 Richard Fortune  
 2013-14 Record (Final Ranking):..... 18-16 (NR)  
 Conference Record (Finish):..... 9-7 (t-6th)  
 2014 Postseason:..... WNIT  
 Letterwinners Returning/Lost:..... 7/6  
 Starters Returning/Lost:..... 3/2

### Sports Information

Women's Basketball SID:..... Grant Gardner  
 Office Phone/Fax:..... (757) 683-5520 / (757) 683-3119  
 Press Row Phone:..... (757) 683-5596  
 Email:..... gagardne@odu.edu  
 Web Site:..... ODUsports.com

## Pittsburgh

### University Facts

Location:..... Pittsburgh, Pa.  
 Founded:..... 1787  
 Enrollment:..... 28,649  
 Chancellor:..... Dr. Patrick Gallagher  
 Athletics Director:..... Steve Pederson  
 Nickname:..... Panthers  
 Colors:..... Blue and Vegas Gold  
 Conference:..... ACC  
 Arena (Capacity):..... Petersen Events Center (12,508)

### Basketball Facts

Head Coach:..... Suzie McConnell-Serio  
 Record at Pittsburgh:..... 11-20 (1 year)  
 Career Record:..... 134-88 (7 years)  
 Assistant Coaches:..... Kathy McConnell Miller,  
 Carmen Bruce, Lindsay Richards  
 2013-14 Record (Final Ranking):..... 11-20 (NR)  
 Conference Record (Finish):..... 3-13 (14th)  
 2014 Postseason:..... None  
 Letterwinners Returning/Lost:..... 6/5  
 Starters Returning/Lost:..... 1/4

### Sports Information

Women's Basketball SID:..... Ted Feeley  
 Office Phone/Fax:..... (412) 648-9014 / (412) 648-8248  
 Press Row Phone:..... (412) 648-2318  
 Email:..... tfeeley@athletics.pitt.edu  
 Web Site:..... pittsburghpanthers.com

## South Carolina

### University Facts

Location:..... Columbia, S.C.  
 Founded:..... 1801  
 Enrollment:..... 31,964  
 President:..... Dr. Harris Pastides  
 Athletics Director:..... Ray Tanner  
 Nickname:..... Gamecocks  
 Colors:..... Garnet and Black  
 Conference:..... Southeastern  
 Arena (Capacity):..... Colonial Life Arena (18,000)

### Basketball Facts

Head Coach:..... Dawn Staley  
 Record at South Carolina:..... 121-71 (6 years)  
 Career Record:..... 293-151 (14 years)  
 Assistant Coaches:..... Lisa Boyer, Nikki McCray,  
 Darius Taylor  
 2013-14 Record (Final Ranking):..... 29-5 (8th)  
 Conference Record (Finish):..... 14-2 (1st)  
 2014 Postseason:..... NCAA Sweet 16  
 Letterwinners Returning/Lost:..... 10/2  
 Starters Returning/Lost:..... 5/0

### Sports Information

Women's Basketball SID:..... Diana Koval  
 Office Phone:..... (803) 777-7977  
 Press Row Phone:..... (803) 777-6182  
 Email:..... dkoval@mailbox.sc.edu  
 Web Site:..... GamecocksOnline.com

## Stony Brook

### University Facts

Location:..... Stony Brook, N.Y.  
 Founded:..... 1957  
 Enrollment:..... 24,149  
 President:..... Samuel L. Stanley Jr., MD  
 Athletics Director:..... Shawn Heilbron  
 Nickname:..... Seawolves  
 Colors:..... Red, Blue and Gray  
 Conference:..... America East  
 Arena (Capacity):..... Stony Brook Arena (1,630)

### Basketball Facts

Head Coach:..... Caroline McCombs  
 Record at Stony Brook:..... 0-0 (1st year)  
 Career Record:..... 0-0 (1st year)  
 Assistant Coaches:..... Chenel Harris, Adam Call,  
 Matt Bamford  
 2013-14 Record (Final Ranking):..... 24-9 (NR)  
 Conference Record (Finish):..... 13-3 (2nd)  
 2014 Postseason:..... WNIT  
 Letterwinners Returning/Lost:..... 9/4  
 Starters Returning/Lost:..... 4/1

### Sports Information

Women's Basketball SID:..... Beth Ann Clyde  
 Office Phone/Fax:..... (631) 632-6328 / (631) 632-8841  
 Email:..... elizabeth.clyde@stonybrook.edu  
 Web Site:..... GoSeawolves.com

## Syracuse

### University Facts

Location:..... Syracuse, N.Y.  
 Founded:..... 1870  
 Enrollment:..... 13,850  
 Chancellor:..... Kent D. Syverud  
 Athletics Director:..... Dr. Daryl Gross  
 Nickname:..... Orange  
 Colors:..... Orange  
 Conference:..... Atlantic Coast  
 Arena (Capacity):..... Carrier Dome (35,121)

### Basketball Facts

Head Coach:..... Quentin Hillsman  
 Record at Syracuse:..... 167-98 (8 years)  
 Career Record:..... 167-98 (8 years)  
 Assistant Coaches:..... Vonn Read, Kelley Gibson,  
 Sasha Palmer  
 2013-14 Record (Final Ranking):..... 23-10 (NR)  
 Conference Record (Finish):..... 10-6 (5th)  
 2014 Postseason:..... NCAA Second Round  
 Letterwinners Returning/Lost:..... 9/5  
 Starters Returning/Lost:..... 3/2

### Sports Information

Women's Basketball SID:..... Anthony Prisco  
 Office Phone:..... (315) 443-2608  
 Email:..... aprisco@syr.edu  
 Web Site:..... cuse.com

## Texas A&M

### University Facts

Location:..... College Station, Texas  
 Founded:..... 1872  
 Enrollment:..... 53,219  
 President:..... Mark A. Hussey  
 Athletics Director:..... Eric Hyman  
 Nickname:..... Aggies  
 Colors:..... Maroon and White  
 Conference:..... Southeastern  
 Arena (Capacity):..... Reed Arena (12,989)

### Basketball Facts

Head Coach:..... Gary Blair  
 Record at Texas A&M:..... 264-109 (10 years)  
 Career Record:..... 672-272 (29 years)  
 Assistant Coaches:..... Kelly Bond-White, Bob Starkey,  
 Amy Wright  
 2013-14 Record (Final Ranking):..... 27-9 (10th)  
 Conference Record (Finish):..... 13-3 (t-2nd)  
 2014 Postseason:..... NCAA Elite Eight  
 Letterwinners Returning/Lost:..... 11/3  
 Starters Returning/Lost:..... 4/1

### Sports Information

Women's Basketball SID:..... David Waxman  
 Office Phone/Fax:..... (979) 845-5725  
 Press Row Phone:..... (979) 862-6944  
 Email:..... dwaxman@athletics.tamu.edu  
 Web Site:..... aggieathletics.com

## Virginia

### University Facts

Location: ..... Charlottesville, Va.  
 Founded: ..... 1819  
 Enrollment: ..... 21,238  
 President: ..... Teresa A. Sullivan  
 Athletics Director: ..... Craig Littlepage  
 Nickname: ..... Cavaliers, Wahoos, 'Hoos  
 Colors: ..... Navy and Orange  
 Conference: ..... Atlantic Coast  
 Arena (Capacity): ..... John Paul Jones Arena (14,593)

### Basketball Facts

Head Coach: ..... Joanne Boyle  
 Record at Virginia: ..... 55-42 (3 years)  
 Career Record: ..... 259-135 (12 years)  
 Assistant Coaches: ..... Kim McNeill, Cory McNeill,  
 La'Keshia Frett Meredith  
 2013-14 Record (Final Ranking): ..... 14-17 (NR)  
 Conference Record (Finish): ..... 6-10 (10th)  
 2014 Postseason: ..... None  
 Letterwinners Returning/Lost: ..... 7/4  
 Starters Returning/Lost: ..... 2/3

### Sports Information

Women's Basketball SID: ..... Melissa Dudek  
 Office Phone/Fax: ..... (434) 962-0579 / (434) 982-5525  
 Press Row Phone: ..... (434) 962-0579  
 Email: ..... mdudek@virginia.edu  
 Web Site: ..... virginiasports.com

## Virginia Tech

### University Facts

Location: ..... Blacksburg, Va.  
 Founded: ..... 1872  
 Enrollment: ..... 31,000  
 President: ..... Dr. Timothy Sands  
 Athletics Director: ..... Whit Babcock  
 Nickname: ..... Hokies  
 Colors: ..... Chicago Maroon and Burnt Orange  
 Conference: ..... Atlantic Coast  
 Arena (Capacity): ..... Cassell Coliseum (9,847)

### Basketball Facts

Head Coach: ..... Dennis Wolff  
 Record at Virginia Tech: ..... 31-59 (3 years)  
 Career Record: ..... 308-274 (20 years)  
 Assistant Coaches: ..... Bett Shelby, Morgan Valley,  
 Jermaine Woods  
 2013-14 Record (Final Ranking): ..... 14-16 (NR)  
 Conference Record (Finish): ..... 4-13 (12th)  
 2014 Postseason: ..... N/A  
 Letterwinners Returning/Lost: ..... 6/7  
 Starters Returning/Lost: ..... 3/2

### Sports Information

Women's Basketball SID: ..... April Goode  
 Office Phone/Fax: ..... (540) 231-8823 / (540) 231-6984  
 Press Row Phone: ..... (540) 231-3048  
 Email: ..... a.goode@vt.edu  
 Web Site: ..... HokieSports.com

## Wake Forest

### University Facts

Location: ..... Winston-Salem, N.C.  
 Founded: ..... 1834  
 Enrollment: ..... 4,867  
 President: ..... Dr. Nathan O. Hatch  
 Athletics Director: ..... Ron Wellman  
 Nickname: ..... Demon Deacons  
 Colors: ..... Old Gold and Black  
 Conference: ..... Atlantic Coast  
 Arena (Capacity): ..... Lawrence Joel Memorial Coliseum (14,665)

### Basketball Facts

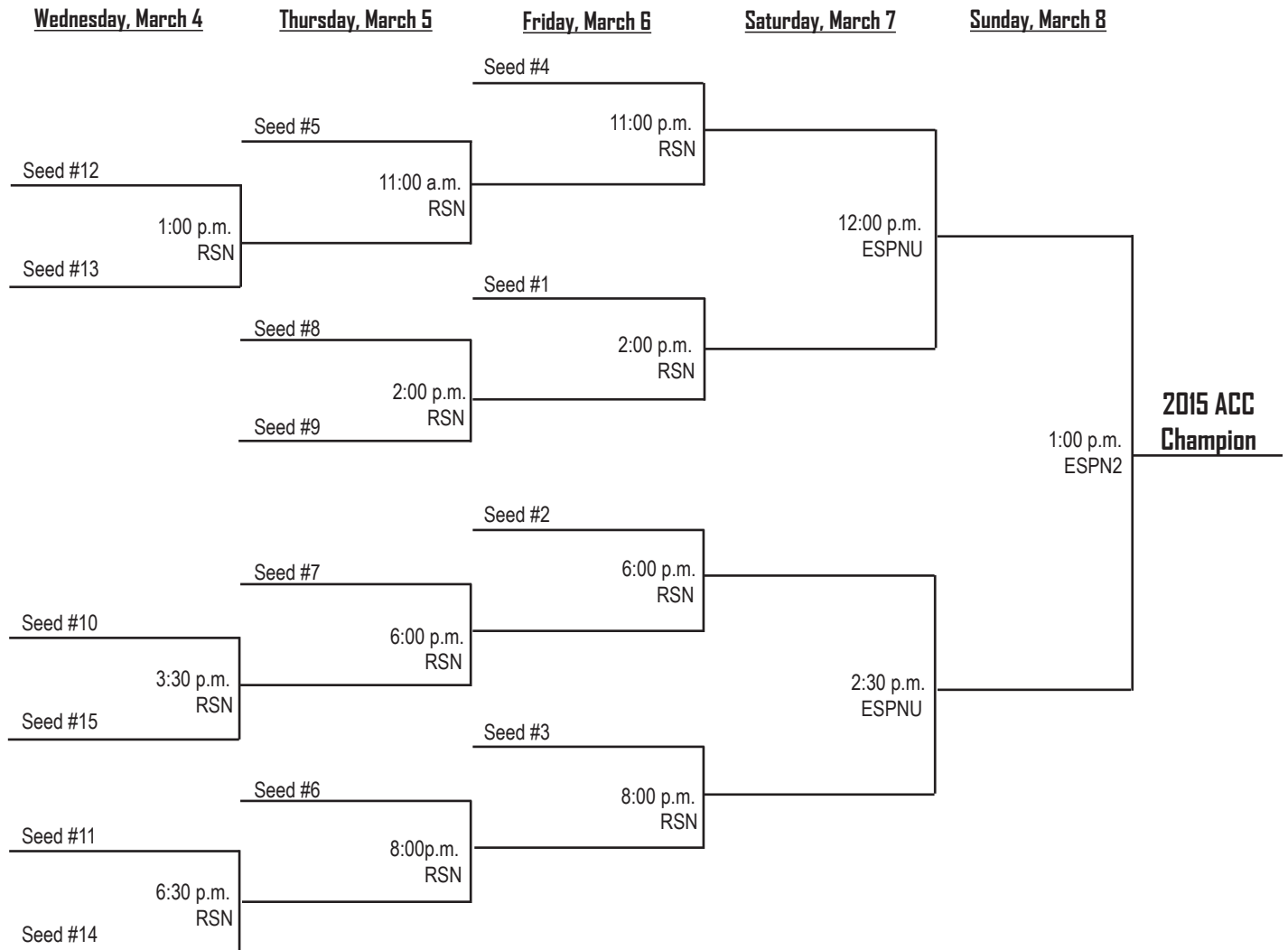
Head Coach: ..... Jen Hoover  
 Record at Wake Forest: ..... 28-35 (2 years)  
 Career Record: ..... 48-48 (3 years)  
 Assistant Coaches: ..... Mike Terry,  
 Gayle Coats Fulks, Clarisse Garcia  
 2013-14 Record (Final Ranking): ..... 15-16 (NR)  
 Conference Record/Finish: ..... 5-11 (11th)  
 2014 Postseason: ..... N/A  
 Letterwinners Returning/Lost: ..... 10/2  
 Starters Returning/Lost: ..... 4/1

### Sports Information

Women's Basketball SID: ..... Erika Carrubba  
 Office Phone/Fax: ..... (336) 758-1880 / (336) 758-5140  
 Press Row Phone: ..... (336) 727-2945  
 Email: ..... carrubel@wfu.edu  
 Web Site: ..... WakeForestSports.com



**Wednesday, March 4 - Sunday, March 8, 2015**  
**Greensboro, N.C. • Greensboro Coliseum (11,126)**



**ACC Tournament Building History**

In the past 36 years of the ACC Women's Basketball Tournament, there have been eight different sites. The inaugural tournament was held in 1978 at University Hall on the campus of the University of Virginia in Charlottesville. The Tournament then moved to Reynolds Coliseum in Raleigh, N.C., in 1979, hosted by North Carolina State University. The University of Maryland's Cole Field House in College Park was the site of the 1980 Tournament, while Clemson University's Littlejohn Coliseum, was home to the 1981 event. It returned to Reynolds Coliseum in 1982.

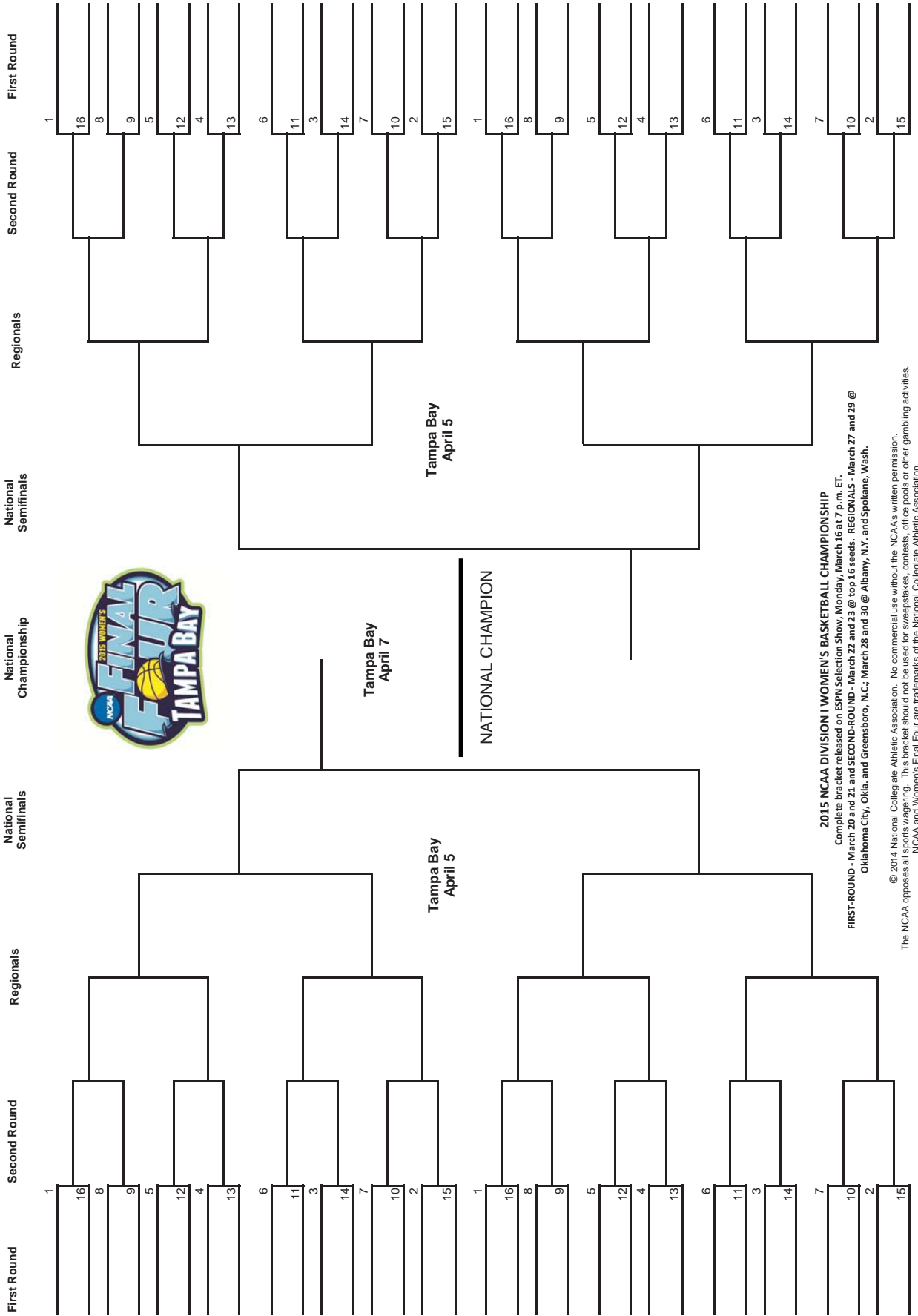
The Conference Tournament remained in North Carolina from 1983 to 1991, hosted by Fayetteville's Cumberland County Memorial Arena. The Tournament then moved to Winthrop Coliseum in Rock Hill, S.C., for a four-year span (1992-96), until the 1997 Tournament moved to Independence Arena in Charlotte, N.C., which hosted the event for three years. Over the last 14 years, the ACC Women's Basketball Tournament was held in the Greensboro Coliseum, which will also serve as its home through the 2016 Tournament.

**RSN Includes -**

RSN, which reaches in excess of 51.4 million homes and includes Fox Sports South, Fox Sports Carolinas, Fox Sports Florida, Sun Sports, Fox Sports Indiana, Fox Sports Midwest, Comcast Sports Net Mid-Atlantic, New England Sports Network (NESN), the YES Network, the Madison Square Garden Network (MSG) in New York and Root Sports in Pennsylvania. All ACC games produced as part of the RSN package will be available via WatchESPN, but are subject to regional blackout.



# 2015 NCAA Division I Women's BASKETBALL CHAMPIONSHIP



**2015 NCAA DIVISION I WOMEN'S BASKETBALL CHAMPIONSHIP**  
 Complete bracket released on ESPN Selection Show, Monday, March 16 at 7 p.m. ET.  
**FIRST-ROUND** - March 20 and 21 and **SECOND-ROUND** - March 22 and 23 @ top 16 seeds. **REGIONALS** - March 27 and 29 @ Oklahoma City, Okla., and Greensboro, N.C.; March 28 and 30 @ Albany, N.Y., and Spokane, Wash.  
 © 2014 National Collegiate Athletic Association. No commercial use without the NCAA's written permission. The NCAA opposes all sports wagering. This bracket should not be used for sweepstakes, contests, office pools or other gambling activities. NCAA and Women's Final Four are trademarks of the National Collegiate Athletic Association.

## Meet the Blue Devils

Jenna Frush.....	16-17
Amber Henson.....	18-19
Ka'lia Johnson .....	20-21
Elizabeth Williams .....	22-24
Mercedes Riggs.....	25-26
Oderah Chidom .....	27-28
Kendall Cooper.....	29-30
Rebecca Greenwell .....	31
Lyneé Belton.....	32
Sierra Calhoun.....	32
Erin Mathias.....	33
Azurá Stevens .....	33
2014-15 Player Survey .....	34





## Jenna Frush

5-6 • Senior • G • #35  
Durham, N.C.  
(Northern)

*A true point guard ... brings an incredible amount of Duke pride ... is a "fire in her belly" player ... made a great impact on the Blue Devil squad ... a local walk-on from Durham, but received a scholarship for her senior campaign.*

### As a Junior (2013-14):

Appeared in 10 games ... hit her third career three-pointer against Pittsburgh on her only attempt ... pulled down a rebound in the ACC Tournament against Georgia Tech ... had an assist versus Albany and in the NCAA Tournament first round versus Winthrop.

### As a Sophomore (2012-13):

Saw action in 15 games ... drained a three-pointer against Boston College as she came off the bench at home in Cameron Indoor Stadium ... dished an assist against Valparaiso ... pulled down a rebound against Iona, Wake Forest, Virginia Tech, Boston College and North Carolina.

### As a Freshman (2011-12):

Appeared in nine games ... hit her first career three-pointer against UNC Wilmington, which was her third appearance as a Blue Devil ... hit two free throws in a win against Wake Forest ... pulled down a rebound in the NCAA Tournament versus Samford ... had a steal against Virginia Tech.

### High School/AAU:

Lettered four years under coach Pam Adams at Northern High School in Durham ... helped the team to an 86-21 overall record during her four years ... a member of three-straight conference championship teams ... named an All-Conference selection during her junior and senior years ... played in the North vs. South All-Star Game ... as a senior, averaged 8.8 points and 4.7 assists ... led the team with a season-high 20 points on 5-for-6 shooting from three-point range in a 54-52 win over Southern Durham ... recorded a double-double with 11 points and 10 assists in a 55-31 win over Chapel Hill ... totaled 17 points, five assists and two steals against Person County ... had eight points and eight assists versus Broughton ... totaled double-figure scoring in 14 contests ... also played as a center midfielder for the soccer team during her freshman and sophomore years.

### Personal:

Full name is Jennifer Marie Frush ... born March 26, 1993 in Durham, N.C. ... daughter of Don and Karen Frush ... has two brothers, Ben (24) and Jack (23), and one sister, Sarah (26) ... her brothers, Ben (graduated in 2012) and Jack (graduated in 2013), have Duke ties ... her father, Dan, played soccer at UC Davis in 1978-80 ... her mom, Karen, was a gymnast at Texas A&M ... her sister, Sarah, is a 2010 graduate of Duke and both of her parents graduated from Duke's medical school ... posted a 4.0 grade-point average all four years of high school ... was the President of the National Honor Society ... won the 2011 Excellence in English Award ... a member of the National Society of High School Scholars ... named to the Dean's List at Duke in the fall of 2013 ... majoring in psychology ... a three-time ACC Honor Roll selection.

### Career Highs

Points..... 3  
three times - most recent  
Pittsburgh (1-26-14)

Rebounds ..... 1  
eight times - most recent  
vs. Georgia Tech (3-7-14)

Assists..... 1  
three times - most recent  
Winthrop (3-22-14)

Steals ..... 1  
at Virginia Tech (1-15-12)

Field Goals Made ..... 1  
three times - most recent  
Pittsburgh (1-26-14)

Field Goals Attempted..... 2  
Virginia (1-16-14)  
Iona (11-18-12)

Field Goal Percentage..... 1.000 (1-1)  
Pittsburgh (1-26-14)  
Boston College (1-27-13)  
vs. UNC Wilmington (12-20-11)

Free Throws Made ..... 2  
vs. Wake Forest (2-2-12)

Free Throws Attempted..... 2  
vs. Wake Forest (2-2-12)

Three-Point Field Goals Made ..... 1  
three times - most recent  
Pittsburgh (1-26-14)

Three-Point Field Goals Attempted..... 2  
Virginia (1-16-14)  
vs. Iona (11-18-12)

**2013-14 - Junior Year**

	Min	FG-A	3G-A	FT-A	OR/TOT	PFA	T	B	SPTS
at California		DNP	-	CD					
USC Upstate	3	0-0	0-0	0-0	0-0	1	0	0	0
Alabama	2	0-0	0-0	0-0	0-0	0	0	0	0
Vanderbilt		DNP	-	CD					
at Marquette		DNP	-	CD					
vs. Xavier		DNP	-	CD					
vs. C. Michigan		DNP	-	CD					
vs. Kansas		DNP	-	CD					
Purdue		DNP	-	CD					
at Oklahoma		DNP	-	CD					
Connecticut		DNP	-	CD					
Albany	3	0-1	0-1	0-0	0-0	1	0	1	0
at Kentucky		DNP	-	CD					
Old Dominion	3	0-0	0-0	0-0	0-0	0	1	0	0
at Ga. Tech		DNP	-	CD					
at Syracuse	1	0-0	0-0	0-0	0-0	0	0	0	0
Boston Col.		DNP	-	CD					
Virginia	3	0-2	0-2	0-0	0-0	0	0	0	0
at Va. Tech		DNP	-	CD					
at Florida St.		DNP	-	CD					
Pittsburgh	3	1-1	1-1	0-0	0-0	0	0	0	3
at Miami		DNP	-	CD					
Notre Dame		DNP	-	CD					
at Clemson		DNP	-	CD					
UNC		DNP	-	CD					
Maryland		DNP	-	CD					
N.C. State		DNP	-	CD					
at Notre Dame		DNP	-	CD					
Wake Forest		DNP	-	CD					
at UNC		DNP	-	CD					
vs. Ga. Tech	3	0-1	0-1	0-0	0-1	0	0	1	0
vs. UNC		DNP	-	CD					
vs. Notre Dame		DNP	-	CD					
Winthrop	3	0-0	0-0	0-0	0-0	0	1	0	0
DePaul		DNP	-	CD					

**2012-13 - Sophomore Year**

	Min	FG-A	3G-A	FT-A	OR/TOT	PFA	T	B	SPTS
Presbyterian	4	0-1	0-1	0-0	0-0	0	0	0	0
Iona	5	0-2	0-2	0-0	0-1	0	0	1	0
Valparaiso	4	0-0	0-0	0-0	0-0	1	1	0	0
at Xavier		DNP	-	CD					
at Michigan		DNP	-	CD					
California		DNP	-	CD					
Georgia Tech	2	0-0	0-0	0-0	0-0	0	0	0	0
vs. St. John's		DNP	-	CD					
vs. CSUB	1	0-0	0-0	0-0	0-0	0	0	0	0
at USC		DNP	-	CD					
Monmouth	2	0-1	0-1	0-0	0-0	0	0	0	0
at N.C. State		DNP	-	CD					
at Boston Col.	1	0-0	0-0	0-0	0-0	0	0	0	0
Clemson	3	0-0	0-0	0-0	0-0	0	0	1	0
at WFU	2	0-0	0-0	0-0	0-1	0	0	0	0
Va. Tech	1	0-0	0-0	0-0	0-1	0	0	0	0
at UConn		DNP	-	CD					
at Clemson		DNP	-	CD					
Boston Col.	3	1-1	1-1	0-0	0-1	0	0	0	3
Miami	1	0-0	0-0	0-0	0-0	0	0	0	0
at UNC	1	0-0	0-0	0-0	0-1	0	0	0	0
at Virginia		DNP	-	CD					
Maryland		DNP	-	CD					
at Va. Tech		DNP	-	CD					
Wake Forest		DNP	-	CD					
Florida State		DNP	-	CD					
at Maryland		DNP	-	CD					
at Miami		DNP	-	CD					
UNC		DNP	-	CD					
vs. N.C. State		DNP	-	CD					
vs. Florida St.		DNP	-	CD					
vs. UNC	1	0-0	0-0	0-0	0-0	0	0	0	0
Hampton	0+	0-0	0-0	0-0	0-0	0	0	0	0
Oklahoma St.		DNP	-	CD					
vs. Nebraska		DNP	-	CD					
vs. Notre Dame		DNP	-	CD					

**2011-12 - Freshman Year**

	Min	FG-A	3G-A	FT-A	OR/TOT	PFA	T	B	SPTS
at BYU		DNP	-	CD					
Auburn		DNP	-	CD					
vs. WKU		DNP	-	CD					
vs. Gard-Webb	3	0-1	0-1	0-0	0-0	0	0	0	0
vs. ND		DNP	-	CD					
Purdue		DNP	-	CD					
Pittsburgh		DNP	-	CD					
at Kentucky		DNP	-	CD					
USC Upstate	3	0-1	0-1	0-0	0-0	0	0	1	0
UNCW	3	1-1	1-1	0-0	0-0	0	0	0	3
at Temple		DNP	-	CD					
Virginia		DNP	-	CD					
at WFU		DNP	-	CD					
N.C. State		DNP	-	CD					
Florida State		DNP	-	CD					
at Virginia Tech	2	0-1	0-1	0-0	0-0	0	0	0	1
at Georgia Tech		DNP	-	CD					
vs. Maryland		DNP	-	CD					
at Clemson	4	0-0	0-0	0-0	0-1	0	0	0	0
Connecticut		DNP	-	CD					
Wake Forest	2	0-0	0-0	2-2	0-0	0	0	1	0
North Carolina	3	0-1	0-1	0-0	0-0	0	0	0	0
at Boston Col.		DNP	-	CD					
at Florida State		DNP	-	CD					
Virginia Tech		DNP	-	CD					
at Maryland		DNP	-	CD					
Miami		DNP	-	CD					
at N.Carolina		DNP	-	CD					
vs. N.C. State		DNP	-	CD					
vs. Samford	4	0-0	0-0	0-0	0-1	0	0	0	0
at Vanderbilt		DNP	-	CD					
vs. St. John's	2	0-0	0-0	0-0	0-0	0	0	0	0
vs. Stanford		DNP	-	CD					

**Career Statistics**

YEAR	G-GS	MIN-AVG	FG-FGA	PCT	3P-3PA	PCT	FT-FTA	PCT	REB	AVG	PF-FO	AST	TO	BS	ST	PTS	AVG
2011-12	9-0	26-2.9	1-5	.200	1-5	.200	2-2	1.000	2	0.2	0-0	0	2	0	1	5	0.6
2012-13	15-0	31/2.1	1-5	.200	1-5	.200	0-0	.000	5	0.3	1-0	1	2	0	0	3	0.2
2013-14	10-0	27-2.7	1-5	.200	1-5	.200	0-0	.000	2	0.1	2-0	2	2	0	0	3	0.3
Career	34-0	84/2.5	3-15	.200	3-15	.200	2-2	1.000	9	0.3	3-0	3	6	0	1	11	0.3

**Career ACC Regular Season Statistics**

YEAR	G-GS	MIN-AVG	FG-FGA	PCT	3P-3PA	PCT	FT-FTA	PCT	REB	AVG	PF-FO	AST	TO	BS	ST	PTS	AVG
2011-12	4-0	11-2.8	0-2	.000	0-2	.000	2-2	1.000	1	0.3	0-0	0	1	0	1	2	0.5
2012-13	8-0	14/1.8	1-1	1.000	1-1	1.000	0-0	.000	4	0.5	0-0	0	1	0	0	3	0.4
2013-14	3-0	7-2.3	1-3	.333	1-3	.333	0-0	.000	0	0.0	22-0	4	3	8	2	18	1.4
Career	15-0	32-2.1	2-6	.333	2-6	.333	2-2	1.000	4	0.3	22-0	4	5	8	3	23	1.5

**Career ACC Tournament Statistics**

YEAR	G-GS	MIN-AVG	FG-FGA	PCT	3P-3PA	PCT	FT-FTA	PCT	REB	AVG	PF-FO	AST	TO	BS	ST	PTS	AVG
2011-12	0-0	0-0.0	0-0	.000	0-0	.000	0-0	.000	0	0.0	0-0	0	0	0	0	0	0.0
2012-13	1-0	1-1.0	0-0	.000	0-0	.000	0-0	.000	0	0.0	0-0	0	0	0	0	0	0.0
2013-14	1-0	3-3.0	0-1	.000	0-1	.000	0-0	.000	1	1.0	0-0	0	1	0	0	0	0.0
Career	2-0	4-2.0	0-1	.000	0-1	.000	0-0	.000	1	0.5	0-0	0	1	0	0	0	0.0

**Career NCAA Tournament Statistics**

YEAR	G-GS	MIN-AVG	FG-FGA	PCT	3P-3PA	PCT	FT-FTA	PCT	REB	AVG	PF-FO	AST	TO	BS	ST	PTS	AVG
2011-12	2-0	6-3.0	0-0	.000	0-0	.000	0-0	.000	1	0.5	0-0	0	0	0	0	0	0.0
2012-13	1-0	0-0.0	0-0	.000	0-0	.000	0-0	.000	0	0.0	0-0	0	0	0	0	0	0.0
2013-14	1-0	3-3.0	0-0	.000	0-0	.000	0-0	.000	0	0.0	0-0	1	0	0	0	0	0.0
Career	4-0	9-2.3	0-0	.000	0-0	.000	0-0	.000	1	0.3	0-0	1	0	0	0	0	0.0

**Career Statistics Versus Ranked Opponents**

YEAR	G-GS	MIN-AVG	FG-FGA	PCT	3P-3PA	PCT	FT-FTA	PCT	REB	AVG	PF-FO	AST	TO	BS	ST	PTS	AVG
2011-12	2-0	5-2.5	0-1	.000	0-1	.000	0-0	.000	0	0.0	0-0	0	0	0	0	0	0.0
2012-13	2-0	2-1.0	0-0	.000	0-0	.000	0-0	.000	1	0.5	0	0	0	0	0	0	0.0
Career	4-0	7-1.7	0-1	.000	0-1	.000	0-0	.000	1	0.25	0-0	0	0	0	0	0	0.0



## Amber Henson

6-4 • Senior • C/F • #30

Tampa, Fla.  
(Walter L. Sickles)

*A versatile and athletic player ... can play the three, four and five positions ... has an excellent shot and range ... can create from anywhere on the floor ... is very quick off the bounce and relentless on the offensive boards.*

### Career:

Has dealt with a knee injury since arriving at Duke and has had six surgeries ... finally was able to be on the court regularly in 2013-14 ... will have an option to play two more years at Duke following 2014-15 if she chooses to do so via redshirts.

### As a Junior (2013-14):

Appeared in 27 games, while starting five ... scored a career-high 13 points, had four rebounds and one assist against Pittsburgh in 16 minutes ... drained 3-of-3 three-pointers against the Panthers ... hit five three-pointers on the season ... started all three games of the Paradise Jam in St. Thomas, USVI ... blocked a career-high three shots against Virginia ... pulled down a career-high four rebounds three times -- California, Pittsburgh and Wake Forest.

### As a Sophomore (2012-13):

Did not appear in any games ... coming back from knee surgery in 2011-12.

### As a Freshman (2011-12):

Arrived at Duke with a knee injury and was never fully healthy prior to having surgery on her right knee on Jan. 6 to stabilize her patella (knee cap) ... saw action in eight games, while averaging 11.6 minutes ... averaged 1.8 points and 1.9 rebounds ... had five points, three rebounds and four steals against USC Upstate ... blocked two shots at Western Kentucky.

### Rankings:

No. 5 (Collegiate Girls Basketball Report), No. 8 (All Star Girls Report), No. 9 (Blue Star Report), No. 20 (ESPN HoopGurlz)

### 2010 U.S. Women's Youth Olympic Games Team:

Led the squad to a bronze medal in Singapore with a 6-1 record ... averaged 8.7 points, 3.3 rebounds, 1.6 blocks and 1.1 assists in seven games ... her 11 blocks was a team best.

### High School/AAU:

A three-time Parade All-America honoree ... named the Florida Gatorade Player of the Year as a senior ... three-time All-Western Conference Player of the Year ... three-time First Team St. Pete Times Hillsborough County, First Team Tampa Tribune All-County and First Team All-State as a sophomore, junior and senior ... competed in the WBCA All-America game totaling 10 points, eight rebounds, two assists and two steals in 20 minutes ... in the McDonald's All-America contest, had five points, five blocked shots and two rebounds in 17 minutes ... totaled 2,027 points and 1,218 rebounds in four years, which are both school records ... posted 60 career double-doubles ... averaged 20.7 points, 13.6 rebounds, 6.7 blocks and 2.5 assists a game as a senior ... notched 18 double-doubles and one triple double ... had a season-high 37 points, 17 rebounds and eight blocked shots against Tampa Bay Tech ... Dottie McGahagan Academic Athletic Award ... St. Pete Times Hillsborough County Player of the Year in 2009-10 and 2010-11 ... as a junior, averaged 22.1 points, 12.1 rebounds, 4.9 blocks, 3.1 assists and 1.9 steals ... notched 18 games with 20 or more points and four contests with 30 or more points ... posted 20 double-doubles ... totaled a season-high 34 points

against Freedom, while collecting 28 points and 20 rebounds against Central ... First Team All-Suncoast ... averaged 19.2 points, 11.3 rebounds, 4.5 blocks, 2.5 assists and 2.4 steals as a sophomore ... registered 21 double-doubles and one triple-double with 28 points, 14 rebounds and 11 blocks against Royal Palm Beach ... scored 20 or more points in 11 games ... as a freshman, averaged 14.2 points, 3.3 rebounds, 1.1 steals and 1.1 blocks ... had one double-double ... scored a season-high 34 points against Stony Point ... attended the Nike Skills Academy in 2008, 2009 and 2010 ... played for the Orlando Comets AAU squad, which were state champions in 2009 ... attended USA Basketball trials in 2009 and 2010 ... an Academic All-County selection as a sophomore, junior and senior ... member of the Sickles Mentor Program and Best Buddies.

### Personal:

Full name is Amber Elizabeth Henson ... born November 5, 1993 in Memphis, Tenn. ... daughter of Matt and Annette Henson ... has one brother, John (23) ... her brother, John, played three years on the North Carolina men's basketball team before being drafted by the Milwaukee Bucks with the 14th overall pick in the first round of the 2012 NBA Draft ... has one sister, Jana (17) ... her father, Matt, played basketball at Norfolk State and graduated in 1988 ... majoring in public policy ... a two-time ACC Honor Roll selection.

### Career Highs

Points.....	13
Pittsburgh (1-26-14)	
Rebounds.....	4
four times - most recent	
Wake Forest (2-27-14)	
Assists.....	3
vs. Pittsburgh (12-4-11)	
Blocks.....	3
Virginia (1-16-14)	
Steals.....	4
vs. USC Upstate (12-11-11)	
Field Goals Made.....	3
Pittsburgh (1-26-14)	
Field Goals Attempted.....	6
Winthrop (3-22-14)	
USC Upstate (11-14-13)	
Field Goal Percentage.....	1.000 (2-2)
N.C. State (2-20-14)	
Free Throws Made.....	4
Pittsburgh (1-26-14)	
Free Throws Attempted.....	6
Pittsburgh (1-26-14)	

**2013-14 - Junior Year**

	Min	FG-A	3G-A	FT-A	OR/TOT	PF	A	T	B	S	PTS
at California	11	1-3	0-1	0-0	2-4	1	0	0	0	0	2
USC Upstate	13	2-6	0-2	0-0	1-2	3	1	3	0	1	4
Alabama	11	0-0	0-0	0-0	0-2	2	0	0	1	0	0
Vanderbilt	8	0-1	0-0	0-0	0-2	0	0	0	1	0	0
at Marquette^	10	0-1	0-0	0-0	0-0	2	0	0	0	0	0
vs. Xavier^	8	0-2	0-0	1-2	0-1	2	0	2	2	0	1
vs. C.Michigan^	10	0-3	0-0	0-0	1-3	2	0	0	1	0	0
vs. Kansas	7	0-0	0-0	0-0	0-0	0	0	0	0	0	0
Purdue		DNP - Injured									
at Oklahoma		DNP - Injured									
Connecticut		DNP - Injured									
Albany	11	2-4	0-1	0-0	2-3	1	1	1	0	2	4
at Kentucky	7	0-1	0-1	0-0	1-2	2	0	0	2	0	0
Old Dominion	9	0-2	0-0	0-0	0-0	0	0	1	0	0	0
at Ga. Tech		DNP - CD									
at Syracuse		DNP - CD									
Boston Col.	6	0-0	0-0	0-0	0-1	1	0	1	0	0	0
Virginia	7	0-2	0-2	0-0	0-0	2	0	0	3	2	0
at Va. Tech		DNP - CD									
at Florida St.	1	0-0	0-0	0-0	0-0	2	0	1	0	0	0
Pittsburgh	16	3-5	3-3	4-6	3-4	3	1	0	1	0	13
at Miami	7	0-0	0-0	0-0	0-0	2	0	1	0	0	0
Notre Dame	4	0-0	0-0	0-0	0-0	0	0	0	0	0	0
at Clemson	9	0-1	0-0	0-0	1-2	0	0	0	1	0	0
UNC		DNP - CD									
Maryland		DNP - CD									
N.C. State	7	2-2	1-1	0-0	1-1	1	0	0	0	1	5
at Notre Dame	15	0-1	0-1	0-0	0-3	2	1	0	0	0	0
Wake Forest^	16	1-4	0-0	0-0	1-4	2	0	1	2	1	2
at UNC^	11	1-4	0-0	0-0	1-1	0	0	0	0	1	2
vs. Ga. Tech	9	1-1	0-0	1-2	0-2	2	0	0	2	1	3
vs. UNC	15	2-3	0-0	0-0	2-3	1	0	2	0	0	4
vs. Notre Dame	10	0-1	0-0	0-0	0-1	1	0	1	0	2	0
Winthrop	11	2-6	1-4	0-0	2-3	1	0	2	0	1	5
DePaul	1	0-0	0-0	0-0	0-0	1	0	1	0	0	0

**2011-12 - Freshman Year**

	Min	FG-A	3G-A	FT-A	OR/TOT	PF	A	T	B	S	PTS
at BYU	12	0-4	0-0	0-0	1-1	0	0	0	1	0	0
Auburn	7	0-1	0-1	1-2	0-1	0	0	2	0	1	1
vs. WKU	11	2-3	0-0	0-0	0-2	3	0	1	0	1	4
vs. Gard-Webb	15	1-3	0-0	0-2	2-4	2	0	1	2	0	2
vs. ND		DNP - CD									
Purdue	5	1-2	0-0	0-0	0-1	0	0	0	0	0	2
Pittsburgh	15	0-5	0-1	0-1	0-3	1	3	1	1	0	0
at Kentucky		DNP - CD									
USC Upstate	18	2-5	0-1	1-4	2-3	1	2	0	0	4	5
UNCW	10	0-2	0-0	0-0	0-0	2	0	1	0	0	0
at Temple		DNP - Injured									
Virginia		DNP - Injured									
at WFU		DNP - Injured									
N.C. State		DNP - Injured									
Florida State		DNP - Injured									
at Virginia Tech		DNP - Injured									
at Georgia Tech		DNP - Injured									
vs. Maryland		DNP - Injured									
at Clemson		DNP - Injured									
Connecticut		DNP - Injured									
Wake Forest		DNP - Injured									
North Carolina		DNP - Injured									
at Boston Col.		DNP - Injured									
at Florida State		DNP - Injured									
Virginia Tech		DNP - Injured									
at Maryland		DNP - Injured									
Miami		DNP - Injured									
at N.Carolina		DNP - Injured									
vs. N.C. State		DNP - Injured									
vs. Samford		DNP - Injured									
at Vanderbilt		DNP - Injured									
vs. St. John's		DNP - Injured									
vs. Stanford		DNP - Injured									

**Career Statistics**

YEAR	G-GS	MIN-AVG	FG-FGA	PCT	3P-3PA	PCT	FT-FTA	PCT	REB	AVG	PF-FO	AST	TO	BS	ST	PTS	AVG
2011-12	8-0	93/11.6	6-25	.240	0-3	.000	2-9	.222	15	1.9	10-0	5	7	4	7	14	1.8
2013-14	27-5	252/9.3	17-53	.321	5-16	.313	6-10	.600	47	1.7	37-0	4	18	16	12	45	1.7
Career	35-5	345/9.9	23-78	.295	5-19	.263	8-19	.421	62	1.8	47-0	9	25	20	19	59	1.7

**Career ACC Regular Season Statistics**

YEAR	G-GS	MIN-AVG	FG-FGA	PCT	3P-3PA	PCT	FT-FTA	PCT	REB	AVG	PF-FO	AST	TO	BS	ST	PTS	AVG
2013-14	11-2	99/9.0	7-19	.368	4-7	.571	4-6	.667	16	1.5	15-0	2	5	6	5	22	2.0

**Career ACC Tournament Statistics**

YEAR	G-GS	MIN-AVG	FG-FGA	PCT	3P-3PA	PCT	FT-FTA	PCT	REB	AVG	PF-FO	AST	TO	BS	ST	PTS	AVG
2013-14	3-0	34/11.3	3-5	.600	0-0	.000	1-2	.500	6	2.0	4-0	0	3	2	3	7	2.3

**Career NCAA Tournament Statistics**

YEAR	G-GS	MIN-AVG	FG-FGA	PCT	3P-3PA	PCT	FT-FTA	PCT	REB	AVG	PF-FO	AST	TO	BS	ST	PTS	AVG
2013-14	2-0	14/7.0	2-6	.333	1-4	.250	0-0	.000	3	1.5	2-0	0	3	0	1	5	2.5

**Career Statistics Versus Ranked Opponents**

YEAR	G-GS	MIN-AVG	FG-FGA	PCT	3P-3PA	PCT	FT-FTA	PCT	REB	AVG	PF-FO	AST	TO	BS	ST	PTS	AVG
2011-12	1-0	5-5.0	1-2	.500	0-0	.000	0-0	.000	1	1.0	0-0	0	0	0	0	2	2.0
2013-14	10-1	82/8.2	6-15	.400	1-4	.250	0-0	.000	15	1.5	11-0	1	5	2	4	13	1.3
Career	11-1	87/7.9	7-17	.412	1-4	.250	0-0	.000	16	1.5	11-0	1	5	2	4	15	1.4





**Ka'lia Johnson**  
**5-10 • Senior • G/F • #14**  
**Chester, Va.**  
**(Thomas Dale)**

*Stepped in as the starting point guard in the postseason as a junior, following injuries ... a fantastic rebounding guard ... has excellent versatility ... will see action at the one, two and three positions ... committed to Duke as a sophomore.*

**As a Junior (2013-14):**

Moved into the starting lineup for the ACC and NCAA Tournament, starting all five games ... played in 31 contests, averaging 4.1 points and 2.7 rebounds ... during her five starts, averaged 7.8 points, 4.8 rebounds, 2.8 assists and 1.0 steals ... drained five three-pointers in the postseason and had hit only five three-pointers over her first 84 career games ... hit 37.5 percent from three-point land ... scored a career-high 12 points off the bench at 14th-ranked North Carolina as she hit 5-of-7 field goals ... collected 11 points, five rebounds, two assists and two steals against 23rd-ranked DePaul in the NCAA Tournament second round ... registered nine points, eight rebounds, a career-high four assists and one steal versus 13th-ranked North Carolina in the ACC Tournament semifinals ... hit all five of her field goals at Syracuse and finished with 10 points.

**As a Sophomore (2012-13):**

Saw action in 34 contests ... averaged 2.0 points and 2.9 rebounds ... played 20 or more minutes in five out of the first eight games of the year ... scored a season-high 11 points against Valparaiso as she hit 4-of-6 field goals ... in the Maggie Dixon Classic against 25th-ranked St. John's, scored 10 points, had seven rebounds and two steals in 23 minutes ... totaled nine points and a career-high 11 rebounds against Georgia Tech in 23 minutes.

**As a Freshman (2011-12):**

Saw action in 24 games as a rookie ... averaged 1.6 points and 1.5 rebounds, while seeing action in 7.7 minutes a game ... picked up her game in the NCAA Tournament, scoring a career-high six points in the first round against Samford ... tallied five points each against Vanderbilt and St. John's in the second and third rounds of the tournament as well ... hit a career-high 3-of-5 field goals versus Samford ... tallied a career-high two steals against Gardner-Webb ... pulled down a career-high four rebounds on three occasions -- at Wake Forest, at Clemson and vs. Samford ... hit all three of her free throw attempts against St. John's ... hit a three-pointer against Vanderbilt and Clemson.

**Rankings:**

No. 13 (All Star Girls Report), No. 31 (Blue Star Report), No. 82 (ESPN HoopGurlz), No. 94 (Collegiate Girls Basketball Report)

**High School/AAU:**

The 2011 Times-Dispatch All-Metro Player of the Year ... a three-time Central District Player of the Year ... a four-time First Team All-District, First Team All-Metro, First Team All-Academic District and First Team All-Academic Region selection ... tallied 46 career double-doubles and 15 triple-doubles ... posted a school record 2,075 career points ... set a school single-season record with 697 points as a senior ... pulled down 842 career rebounds and had a career 20.1 scoring average ... averaged 24.3 points, 11.4 rebounds, 8.7 assists and 3.0 steals as a senior ... notched 13 double-doubles and seven triple-doubles ... a two-time Central Region Player of the Year as a sophomore and senior ... First Team All-State honoree as a junior and senior ... as a junior, averaged 23.6 points, 12.4 rebounds, 9.2 assists and 3.5 steals ... hit 53.0 percent of her field goals and 31.0 percent from three-point land ... Second Team All-State and Honorable Mention Parade All-America in 2010

... averaged 21.1 points, 8.6 rebounds, 7.8 assists and 4.2 steals her sophomore year ... hit 49.0 percent of her field goals and 36.0 percent from downtown ... as a freshman, averaged 16.5 points, 7.9 rebounds, 7.3 assists and 3.3 steals ... Honorable Mention All-Region as a freshman ... invited to participate in the U16 USA Basketball Trials in 2009 ... played AAU for Boo Williams Elite the last three years of high school ... competed for the Fairfax Stars Elite South AAU team as a freshman ... played volleyball as a freshman and sophomore earning First Team All-District honors both years ... Academic All-District and All-Region each of her years.

**Personal:**

Full name is Ka'lia Breana Johnson ... born March 6, 1993 in Fort Riley, Kansas ... daughter of Kenneth and Keshia Johnson ... has one brother, Jay (25) ... her brother, Jay, played basketball at Patrick Henry Junior College from 2007-09 ... posted a 3.6 grade-point average in high school ... majoring in sociology ... an ACC Honor Roll selection as a sophomore.

**Career Highs**

Points.....	12
at #14/11 North Carolina (3-2-14)	
Rebounds .....	11
Georgia Tech (12-6-12)	
Assists.....	4
vs. #13/12 North Carolina (3-8-14)	
Blocks.....	1
Winthrop (3-22-14)	
vs. St. John's (3-24-12)	
Steals.....	3
at N.C. State (1-3-13)	
Valparaiso (11-23-12)	
Field Goals Made .....	5
at #14/11 North Carolina (3-2-14)	
at Syracuse (1-9-14)	
Field Goals Attempted.....	9
Georgia Tech (12-6-12)	
Field Goal Percentage.....	1.000 (5-5)
at Syracuse (1-9-14)	
Free Throws Made .....	4
vs. #13/12 North Carolina (3-8-14)	
at Virginia Tech (1-19-14)	
Free Throws Attempted.....	4
nine times - most recent	
#23/21 DePaul (3-23-14)	
Three-Point Field Goals Made .....	2
vs. Georgia Tech (3-7-14)	
Three-Point Field Goals Attempted.....	3
Winthrop (3-22-14)	
vs. #13/12 North Carolina (3-8-14)	

2013-14 - Junior Year

Table of game statistics for the 2013-14 Junior Year, listing opponents and performance metrics (FG-A, 3G-A, FT-A, OR/TOT, PF, A, T, B, SPTS).

2012-13 - Sophomore Year

Table of game statistics for the 2012-13 Sophomore Year, listing opponents and performance metrics (FG-A, 3G-A, FT-A, OR/TOT, PF, A, T, B, SPTS).

2011-12 - Freshman Year

Table of game statistics for the 2011-12 Freshman Year, listing opponents and performance metrics (FG-A, 3G-A, FT-A, OR/TOT, PF, A, T, B, SPTS).

Career Statistics

Table summarizing career statistics including G-GS, MIN-AVG, FG-FGA, PCT, 3P-3PA, PCT, FT-FTA, PCT, REB, AVG, PF-FO, AST, TO, BS, ST, PTS, and AVG.

Career ACC Regular Season Statistics

Table summarizing career ACC Regular Season statistics including G-GS, MIN-AVG, FG-FGA, PCT, 3P-3PA, PCT, FT-FTA, PCT, REB, AVG, PF-FO, AST, TO, BS, ST, PTS, and AVG.

Career ACC Tournament Statistics

Table summarizing career ACC Tournament statistics including G-GS, MIN-AVG, FG-FGA, PCT, 3P-3PA, PCT, FT-FTA, PCT, REB, AVG, PF-FO, AST, TO, BS, ST, PTS, and AVG.

Career NCAA Tournament Statistics

Table summarizing career NCAA Tournament statistics including G-GS, MIN-AVG, FG-FGA, PCT, 3P-3PA, PCT, FT-FTA, PCT, REB, AVG, PF-FO, AST, TO, BS, ST, PTS, and AVG.

Career Statistics Versus Ranked Opponents

Table summarizing career statistics versus ranked opponents, including G-GS, MIN-AVG, FG-FGA, PCT, 3P-3PA, PCT, FT-FTA, PCT, REB, AVG, PF-FO, AST, TO, BS, ST, PTS, and AVG.



## Elizabeth Williams

6-3 • Senior • C/F • #1  
Virginia Beach, Va.  
(Princess Anne)

**Three-Time AP All-America**  
**Three-Time ACC Defensive Player of the Year**  
**Three-Time First Team All-ACC**  
**2011-12 National Freshman of the Year**  
**Led USA Basketball to Three Gold Medals**

*An athletic and versatile player that can run the floor well ... has excellent hands around the basket ... can step out and hit the three-pointer ... one of the best post players to ever sign with Duke ... first Blue Devil to be named Associated Press All-America in each of her first three seasons ... was presented with the Iron Blue Devil Belt by William Stephens, Duke strength and conditioning coach, after her hard work during summer of 2014 and senior year preseason conditioning and workouts ... consensus National Freshman of the Year in 2011-12 ... led USA Basketball to three gold medals.*

**Career:**

Three-time Associated Press All-America ... only the seventh player in ACC history to earn Associated Press All-America honors three times ... three-time ACC Defensive Player of the Year ... blocked a shot in her first 91 games she appeared in at Duke, which is a Duke and ACC record ... became the fourth-quickest Blue Devil to reach 1,000 points in 69 games ... played the 2012 NCAA Tournament with a stress fracture in her right lower leg ... owns 19 career charges taken.

**ACC Record Book:**

Owns 331 career blocks to rank third ... posted an ACC freshman record 116 blocked shots ... the 116 blocks were the sixth-most in league history for a season ... her 108 blocks as a junior ranks tied for seventh and the 107 as a sophomore tied ninth ... her 12 blocks at Wake Forest as a freshman marked an ACC single-game record.

**Duke Career Record Book:**

Ranks in numerous categories including 10th in points (1,491), ninth in rebounds (790) and eighth in field goals made (603).

**Duke Season Record Book:**

Owns three of the top six single-season blocks marks in school history ... had 116 as a freshman (4th), 108 as a junior (5th) and 107 as a sophomore (6th) ... on the freshman record list, ranked first in blocks (116), third in double-doubles (6), fourth in double-figure rebounds (8), third in points (501), second in rebounds (259), tied for 10th in steals (51), sixth in free throws made (88), third in free throws attempted (145), first in double-figure scoring games (27) and tied for eighth in 20-point scoring games (3).

**Duke Single Game Record Book:**

Notched 12 blocks against Wake Forest as a freshman for the school record ... hit 10-of-10 field goals against USC Upstate as a rookie, which is the second-best output in school history.

**As a Junior (2013-14):**

Associated Press Third Team All-America ... All-ACC First Team ... ACC Defensive Player of the Year ... All-ACC Defensive Team ... All-ACC Tournament First Team ... All-ACC Academic Team ... Naismith and John R. Wooden Award Midseason candidate for National Player of the Year ... Paradise Jam All-Tournament ... CoSIDA Academic All-District III ... Naismith Player of the Year preseason candidate ... a preseason Sporting News & Lindy's Magazine All-America ... received an ACC Top-Six for Service Award ... started all 35 games, while averaging 13.8 points, 7.6 rebounds, 3.1 blocks, 2.2 assists and 1.3 steals ... hit a career-best 52.6 percent of her field goals ... ranked 13th nationally with a 3.1 blocks per game average ... notched seven double-doubles and 10 games with double-figure rebounds ... collected a season-high 28 points, five blocks, seven rebounds, two steals and two assists against 17th-ranked North Carolina ... collected five games with 20 or more

**Career Highs**

Points.....	28
#17/11 North Carolina (2-10-14)	
Rebounds .....	17
vs. Purdue (12-1-11)	
Assists.....	6
at Clemson (2-6-14)	
Blocks.....	12
at Wake Forest (1-6-12)	
Steals.....	4
five times - most recent	
vs. Maryland (2-17-14)	
Field Goals Made.....	12
#17/11 North Carolina (2-10-14)	
Field Goals Attempted.....	23
#17/11 North Carolina (2-10-14)	
Field Goal Percentage.....	1.000 (10-10)
vs. USC Upstate (12-11-11)	
Free Throws Made .....	10
at Virginia Tech (1-15-12)	
Free Throws Attempted.....	12
at Virginia Tech (1-15-12)	
vs. Virginia Tech (2-15-12)	
Three-Point Field Goals Made.....	1
at Florida State (2-12-12)	
Three-Point Field Goals Attempted.....	1
three times- most recent	
at Wake Forest (1-13-12)	

points ... took six charges ... in the ACC stats, ranked 19th in scoring, seventh in field goal percentage, tied ninth in rebounding and first in blocked shots ... in ACC games only, ranked 18th in scoring (14.6), 14th in field goal percentage (48.5), seventh in rebounding (8.1) and first in blocked shots (3.1).

#### As a Sophomore (2012-13):

Associated Press Third Team All-America, Full Court Third Team All-America ... WBCA Region II nominee for WBCA All-America ... John R. Wooden Award finalist ... ACC Defensive Player of the Year ... All-ACC Defensive Team ... All-ACC Tournament first team ... All-ACC first team ... Naismith and USBWA Midseason candidate for player of the year ... Women of Troy Classic All-Tournament Team ... ACC Player of the Week on Dec. 10 ... averaged 15.2 points, 7.3 rebounds, 3.0 blocks, 1.3 assists and 1.1 steals as she started 32 of 36 games ... ranked eighth nationally in blocks per game (2.97) and 32nd in field goal percentage (50.8) ... scored 20 or more points in seven games ... totaled seven games with 10 or more rebounds ... had six double-doubles ... blocked at least one shot in every contest ... had a team-best 23-game streak of scoring double-figures ... blocked a season-high seven shots against 24th-ranked Nebraska in the NCAA Tournament ... pulled down a season-high 13 rebounds against Clemson and Florida State ... scored a career-high 25 points against Georgia Tech and Virginia Tech ... took eight charges, which was the second-most on the team ... in the ACC stats, ranked fifth in scoring (15.2), 12th in rebounding (7.3), ninth in field goal percentage (50.8) and first in blocked shots (3.0) ... in ACC games only, ranked fourth in scoring (16.1), 10th in rebounding (7.4), first in field goal percentage (54.6) and first in blocks (2.8).

#### As a Freshman (2011-12):

The consensus National Freshman of the Year - earned honors from ESPN.com, USBWA, Basketball Times and Full Court ... Associated Press Third Team All-America, marking the first Duke freshman to earn the award ... Fresno Regional All-Tournament ... WBCA Defensive Player of the Year finalist ... Region II nominee for WBCA All-America ... John R. Wooden Award finalist ... ACC Defensive Player of the Year ... only the third league freshman to earn All-ACC First Team honors ... Naismith midseason candidate for National Player of the Year ... All-ACC Defensive team, All-ACC Freshman team ... ACC Rookie of the Year ... a nine-time ACC Rookie of the Week selection, which tied a league record ... Junkanoo Jam All-Tournament team ... averaged 14.0 points, 7.8 rebounds, 3.5 blocks, 1.6 assists and 1.5 steals ... ranked fifth nationally in blocks per game ... her 116 blocked shots was more than 216 Division I teams ... notched just the fifth triple-double in school history and the first in ACC history with blocked shots at Wake Forest recording 18 points, an ACC-record 12 blocks and 16 rebounds ... registered five double-doubles ... pulled down 10 or more rebounds in eight games ... posted double-figure scoring in the final 19 games of the season ... posted a Duke freshman record with 27 double-figure scoring games ... took six charges ... All-ACC Academic team selection.

#### Rankings:

No. 1 (All Star Girls Report), No. 1 (Collegiate Girls Basketball Report), No. 2 (ESPN HoopGurlz), No. 2 (Blue Star Report)

#### 2011 USA Basketball U19 World Championship Team:

Member of the U19 squad that traveled to Puerto, Chile, and won the gold medal ... started 6-of-9 games, while averaging 8.9 points and 5.0 rebounds ... hit 52.3 percent of her field goals ... led her team to an 8-1 overall record.

#### 2010 USA Basketball U17 World Championship Team:

Started all eight games and averaged team highs of 13.5 point and 7.6 rebounds ... she totaled a U.S. second-best 2.0 blocks average, while shooting a team-high of 61.8 percent (47-76 FGs) from the field ... among the 12-team field, she ranked 11th overall in scoring and rebounding, second in field goal percentage and third in blocked shots ... led the squad to an 8-0 record and gold medal in Toulouse, France.

#### 2009 USA Basketball U16 National Team:

Guided the U16 squad to a 5-0 record at the FIBA Americas Championship and a gold medal in Mexico City ... averaged 13.4 points, 5.2 rebounds and 1.4 blocks ... named tournament MVP.

#### High School/AAU:

2011 Morgan Wooten National Player of the Year ... a 2010 and 2011 First Team Parade All-America, 2011 USA Today All-USA First Team and 2011 ESPN HoopGurlz All-America selection ... named the Gatorade Player of the Year in the state of Virginia in 2010 and 2011 ... 2011 Associated Press Group AAA State, Virginia H.S. Coaches Association (VHSCA) Group AAA, Eastern Region, Beach District and Virginia-Pilot All-Tidewater Player of the Year ... set a new McDonald's All-America game record with 23 points to go along with a game-high 11 rebounds, two blocks, one steal and one assist in 19 minutes ... named MVP of the McDonald's All-America game ... totaled 20 points, eight rebounds, three blocks and one assist in 29 minutes during the WBCA All-America game, which earned her Red Team MVP accolades ... the 2010 Associated Press Virginia Player of the Year and Beach District Player of the Year ... guided her Princess Anne H.S. squad to Virginia Class AAA state titles in 2011 and 2009 ... her team registered a 120-6 mark during her varsity career ... ranks No. 2 in career blocked shots in Virginia girls history ... averaged 18.9 points, 11.9 rebounds, 5.3 blocks, 3.2 steals and 2.2 assists as senior ... a 2011 First Team All-Beach District, First Team All-Eastern Region and First Team Virginia-Pilot Newspaper All-Tidewater selection ... as a junior, averaged 17.3 points, 10.5 rebounds, 5.5 blocks, 2.7 steals and 2.2 assists ... 2010 ESPN Rise First Team All-America and 2010 USA Today All-USA Third Team selection ... started all 31 games ... totaled season highs of 37 points against Salem on Jan. 12, 2010 and posted 26 rebounds versus Bishop McNamara on Dec. 22, 2009 ... Eastern Region Player of the Year in 2009 and 2010 ... a 2009 All-State First Team honoree and All-Tidewater First team selection ... 2009 Beach District Defensive Player of the Year ... All-Beach District first team selection in 2009... averaged 13.1 points, 11.1 rebounds, 6.7 blocks, 2.1 steals and 1.4 assists as a sophomore ... guided Princess Anne to a 31-1 record and a 3A state title ... shot 51.5 percent from the field ... swatted 172 shots as a sophomore, which was the second-most in Virginia history ... helped Princess Anne to a 29-2 record as a freshman ... plays AAU for Boo Williams since 2008 ... a 2008 Second Team All-Beach District honoree ... Honorable Mention All-Region as a freshman ... ran track & field and was an All-Beach District selection in 2008-09 in the high jump.

#### Personal:

Full name is Elizabeth Olatayo Williams ... born on June 23, 1993 in Colchester, Essex, England ... daughter of Dr. Alex and Margaret Williams ... has one brother, Mark (12) and one sister, Victoria (26) ... member of the high school honor roll each year ... on the Principal's List and received the Cavalier Award in 2007-08 ... earned a 4.19 grade-point average in high school ... selected to the Dean's List at Duke in the Spring of 2012 ... majoring in psychology ... a two-time ACC Honor Roll selection.







## Mercedes Riggs

5-7 • Junior • G • #12

Lindon, Utah  
(Salt Lake CC)

*Great hustler ... no one plays harder ... extremely determined ... pure point guard ... gritty ... a true fighter.*

### Salt Lake Community College:

Averaged 8.9 points, 5.1 assists and 2.4 steals as she started all 34 contests as a sophomore ... Second Team All-America ... Midland WNIT All-Tournament Team honoree ... Most Valuable Player for Salt Lake Community College ... distributed four or more assists in 27 games, including a season-high 10 versus Utah State University-Eastern, while scoring 10 points on 4-of-6 shooting ... as a freshman, averaged 5.5 points, 2.3 assists and 2.1 rebounds as she started 19 of 30 games ... named Best Defensive Player award as a rookie ... helped lead the Bruins to an overall record of 45-19 in two years.

### High school/AAU:

A three-year letterwinner at Timpanogos High School ... Utah Valley Player of the Year and 4A State Tournament Most Valuable Player in 2012 ... guided Timpanogos to the 2012 State Championship ... averaged 11.6 points, 3.0 steals, 1.0 assists and 1.0 rebounds as a senior ... as a junior, averaged 11.6 points, 2.0 steals, 1.0 assists and 1.0 rebounds ... notched averages of 6.0 points, 2.0 steals and 1.0 assists as a sophomore ... a two-time team MVP and three-time Timpanogos High's Most Outstanding Athlete in 2010, 2011 and 2012 ... lettered in volleyball and track & field as a sophomore, junior and senior ... team MVP as a senior for volleyball.

### Personal:

Full name is Mercedes Riggs ... born on June 22, 1994 in Rochester, Minn. ... daughter of William & Anita Riggs ... has four sisters -- Vanessa (26), Megan & Melinda (22) and Alex (16) ... her mother, Anita, was a letterwinner in volleyball basketball, softball and track & field at Southern Utah from 1980-83 ... her mother, Anita, and father, William were high school coaches for over 20 years ... her sisters, Vanessa and Megan, played basketball at Snow College ... her grandfather, Ralph Riggs, was a high school basketball coach for over 30 years ... named to Dean's List in the Spring of 2013 and President's List (High Honor Roll) in the Fall of 2013 and Spring of 2014 at Salt Lake Community College ... a four-time Honor Roll selection in high school ... majoring in psychology ... is a first degree black belt in taekwondo.

### Career Highs (at Salt Lake CC)

Points..... 21  
at Snow College-Women (12-14-13)

Rebounds ..... 7  
four times - most recent  
vs. Lake Region State College (3-17-14)

Assists..... 10  
vs. Utah State Univ. - Eastern (1-11-14)

Blocks..... 1  
eight times - most recent  
at Southern Idaho (2-15-14)

Steals ..... 7  
vs. Western Wyoming CC (12-18-13)

Field Goals Made ..... 7  
at Snow College-Women (12-14-13)

Field Goals Attempted..... 17  
vs. College of Southern Idaho (3-1-14)

Field Goal Percentage......750 (3-4)  
at Snow College-Women (1-19-13)

Free Throws Made..... 8  
vs. Northwest College (11-9-13)

Free Throws Attempted..... 10  
vs. Northwest College (11-9-13)

Three-Point Field Goals Made ..... 3  
four times - most recent  
vs. Colorado NW CC (2-22-14)

Three-Point Field Goals Attempted..... 8  
two times - most recent  
at College of Southern Idaho (2-15-14)

**2013-14 - Sophomore Year (Salt Lake)**

	Min	FG-A	3G-A	FT-A	OR/TOT	PF	A	T	B	S	PTS
at Trinidad St JC	25	2-9	1-5	0-0	0-3	2	5	3	0	1	5
vs. Oter	33	2-8	0-2	0-1	1-5	4	4	3	0	5	4
Pima	40	1-4	1-3	6-8	3-5	3	5	3	0	2	9
South Mountain	32	3-6	2-2	0-0	2-7	4	7	2	0	3	8
Northwest	40	4-12	2-6	8-10	1-4	1	5	1	1	3	18
vs. West. Wyoming CC	40	5-14	3-6	4-8	0-2	5	5	3	0	4	17
at Midland	40	1-8	0-4	1-2	2-7	2	2	5	0	4	3
vs. Central Arizona	37	4-9	2-3	2-2	3-4	0	2	5	0	4	12
vs. Odessa	40	4-8	2-2	0-0	3-4	1	9	2	0	3	10
Gillette	39	6-14	1-3	4-5	3-6	2	4	4	0	1	17
vs. Williston State	31	3-9	0-3	0-0	1-3	1	8	3	1	3	6
vs. Chemeketa CC	22	1-6	0-2	0-1	2-2	1	4	2	0	1	2
at Snow College-Women	37	7-13	1-4	6-8	2-6	2	4	4	1	4	21
Western Wyoming CC	31	3-7	0-3	0-0	1-3	0	7	0	0	7	6
vs. Snow Alumni	35	4-9	0-3	0-2	0-4	2	6	4	0	2	8
vs. Glendale CC	25	1-5	1-3	0-0	0-1	0	8	0	1	2	3
at Southern Idaho	36	2-6	1-5	4-7	0-4	1	4	4	1	3	9
at North Idaho	43	4-10	2-3	5-8	0-3	2	6	1	1	4	15
Colorado NW CC	34	2-5	1-3	3-4	0-3	1	7	1	0	5	8
Utah State Univ.-East	34	4-6	2-4	0-0	0-4	2	10	4	0	2	10
Snow College-Women	33	1-4	0-2	2-2	0-4	3	5	3	0	3	4
North Idaho	23	1-2	1-2	0-0	0-1	2	8	0	0	0	3
Southern Idaho	38	1-4	0-1	6-8	2-7	3	7	0	0	1	8
at USU Eastern	37	3-10	2-6	5-5	2-4	3	6	5	0	3	13
at Colorado Northwestern	28	0-5	0-2	1-2	0-2	1	7	0	0	0	1
at Snow College-Women	37	1-7	1-5	2-2	2-3	0	3	4	0	2	5
at North Idaho	32	3-10	3-8	0-0	0-3	3	0	3	0	0	9
at Southern Idaho	44	4-12	3-8	3-3	1-6	2	2	1	1	2	14
Utah State Univ.-East	29	5-11	1-5	0-1	2-3	0	6	0	0	2	11
Colorado NW CC	27	6-12	3-6	1-2	0-1	3	4	1	0	3	16
at Snow College Women	28	1-6	0-4	2-2	0-1	1	1	0	0	1	4
vs. Southern Idaho	40	4-17	1-7	5-5	0-3	3	4	0	0	2	14
vs. Lake Region State	34	1-6	0-2	2-3	1-7	3	5	4	0	1	4
vs. Central Arizona	40	3-9	1-3	0-1	0-3	3	3	5	0	1	7

**2012-13 - Freshman Year (Salt Lake)**

	Min	FG-A	3G-A	FT-A	OR/TOT	PF	A	T	B	S	PTS
vs Gillette	24	3-5	0-2	5-6	1-3	1	2	6	0	2	11
Casper	28	2-10	0-3	0-0	0-2	0	2	5	0	5	4
vs. South Mountain	28	2-8	0-4	4-6	0-1	3	5	2	0	3	8
vs. Pima CC	25	5-7	0-0	3-3	1-4	2	4	6	1	3	13
vs. Idaho Elite	3	0-0	0-0	0-0	0-0	0	1	0	0	0	0
Lamar CC	26	3-9	1-3	0-0	0-3	2	8	2	0	1	7
Northwest	29	1-4	0-2	1-2	1-4	2	2	1	0	0	3
vs. Sheridan	23	2-8	2-7	1-3	1-3	1	5	2	0	1	7
vs. Chemeketa CC	25	1-3	0-1	2-2	0-0	0	2	4	0	2	4
ID Elite Team 2	30	1-6	0-2	3-4	0-2	2	4	4	0	1	5
Snow	21	2-5	1-2	1-2	0-2	2	1	2	0	1	6
Scottsdale CC	11	1-5	0-1	1-2	0-0	0	1	1	0	3	3
vs. Chandler-Gilbert CC	20	1-6	1-4	2-2	0-2	3	3	3	0	3	5
vs. Mesa CC	22	1-6	0-2	0-0	0-2	2	2	3	0	1	2
North Idaho	13	1-4	0-1	0-0	1-2	0	0	3	0	0	2
Southern Idaho	14	1-2	0-1	2-2	1-1	3	0	3	0	2	4
at USU Eastern	29	3-6	2-3	4-8	0-4	1	5	1	0	2	12
Colorado Northwestern	25	2-3	0-0	3-3	0-2	1	1	3	0	2	7
at Snow College-Women	27	3-4	1-1	2-7	0-2	2	0	1	0	1	9
at Southern Idaho	24	3-6	1-3	0-1	0-3	2	2	4	0	0	7
at North Idaho	1	2-3	2-2	0-0	0-1	0	0	2	0	0	6
Colorado Northwestern	16	0-3	0-2	0-0	0-2	2	2	2	0	2	0
USU-Eastern	24	3-7	0-1	2-3	1-3	1	3	1	0	1	8
Snow College	18	0-4	0-1	1-2	0-0	1	1	1	0	1	1
Southern Idaho	18	2-4	2-3	2-3	0-3	2	0	3	0	2	8
North Idaho	30	3-6	0-1	0-0	1-1	1	5	3	0	1	6
at Colorado Northwestern	26	2-7	0-2	2-2	0-1	2	1	2	0	2	6
at USU-Eastern	20	2-7	1-2	0-0	0-5	3	4	1	0	0	5
at North Idaho	23	1-7	1-5	0-2	1-3	2	2	1	0	1	3
at Colorado Northwestern	17	2-5	0-1	0-0	0-3	2	0	1	0	0	4

**Career Statistics (at Salt Lake CC)**

YEAR	G-GS	MIN-AVG	FG-FGA	PCT	3P-3PA	PCT	FT-FTA	PCT	REB	AVG	PF-FO	AST	TQ	BS	ST	PTS	AVG
2012-13	30-19	640/21.3	55-160	.344	15-62	.242	41-65	.631	64	2.1	45-0	68	73	1	43	166	5.5
2013-14	34-34	1164/34.2	97-283	.343	38-130	.292	72-102	.706	128	3.8	66-1	173	80	7	84	304	8.9
Career	64-54	1804/28.2	152-443	.343	53-192	.276	113-167	.677	192	3.0	111-1	241	153	8	127	470	7.3



**Oderah Chidom**

**6-4 • Sophomore • F • #22**  
**Oakland, Calif.**  
**(Bishop O'Dowd)**

**Personal:**

Oderah Obiageli Chidom was born on July 9, 1995 in Hayward, Calif. ... daughter of Obiora and Gabriella Chidom ... has one brother, Arinze (17) and one sister, Amara (15) ... named to the Honor Roll and received the Charles E. Delany Scholarship Award.

*Very athletic and versatile post player ... goes to the offensive boards very strong ... very intense on defense ... can score off the bounce and has a nice pull-up jump shot as well ... can play the four or three positions ... was presented with the Iron Blue Devil Belt by William Stephens, Duke strength and conditioning coach, after her hard work during summer of 2013 and freshman year preseason conditioning and workouts.*

**As a Freshman (2013-14):**

Saw action in all 35 games, while making one start ... averaged 5.7 points and 4.0 rebounds ... blocked 29 shots ... pulled down double-figure rebounds against Kansas (14), Georgia Tech (13), Wake Forest (12) and Central Michigan (10) ... in her first collegiate start against Kansas, tallied 16 points and 10 rebounds (both then career highs) ... in the NCAA Tournament, averaged 11.0 points, 3.3 rebounds, 1.0 blocks and 1.0 steals ... notched a career-high 17 points in the NCAA first round against Winthrop ... hit a team-best 60.3 percent from the field, which also ranked eighth on the Duke single-season record charts ... her 14 rebounds against Kansas ranked tied sixth on the Duke freshman record books.

**Rankings:**

No. 10 (HoopGurtz), No. 79 (Girls Basketball Report), No. 25 (Blue Star Report)

**2012 USA Basketball U17 World Championship Team:**

Named to the 2012 USA Women's U17 World Championship team that won the gold medal in Amsterdam, the Netherlands ... averaged 6.0 points and 6.1 rebounds in eight games, including a 10-point and seven rebound performance against Canada in the semifinals.

**High School/AAU:**

A 2013 McDonald's and WBCA All-America selection ... totaled team-high eight rebounds, team-high seven steals, tied for team-best three blocks and scored six points in the WBCA All-America game ... in the McDonald's All-America game, pulled down eight rebounds, had two points, two blocks and two steals in 15 minutes ... Bay Area News Group's 2012-13 East Bay Girls Athlete of the Year for basketball in 2013 ... three-time all-league selection ... league MVP as a senior ... a 2012 Cal-Hi Sports State All-State Fifth Team and Division III first team selection ... notched career averages of 13.2 points, 9.7 rebounds, 3.7 blocks and 2.2 steals ... scored over 1,000 points and pulled down over 900 rebounds over her career ... two-time All-California team ... averaged 14.0 points, 10.0 rebounds, 3.0 blocks and 2.0 steals her senior year ... totaled 23 double-doubles ... team captain as a senior ... tied a school-record with nine blocks in a single game as a senior ... All-East Bay first team in 2012 ... led Bishop O'Dowd to its first state championship ... won the sportsmanship award in the North California Final, after finishing the game with 22 points, 10 rebounds and six blocks ... as a junior, led her team to a 30-3 record and a Division III state title, averaging 14.0 points, 10.0 rebounds and 3.0 blocks ... as a sophomore, averaged 8.0 points, 7.0 rebounds, 2.7 blocks and 2.0 steals ... named All-East Bay Second Team ... voted First Team All-HAAL ... set a school record with nine blocks against Bishop Gorman ... received the West Coast Jamboree sportsmanship award ... lettered as a freshman on the varsity squad ... played AAU for Cal Storm-Team Taurasi ... invited to the 2013 USA Basketball U19 World Championship team trials.

**Career Highs**

Points.....	17
Winthrop (3-22-14)	
Rebounds.....	14
vs. Kansas (11-30-13)	
Assists.....	2
at Marquette (11-24-13)	
Blocks.....	3
vs. Georgia Tech (3-7-14)	
at North Carolina (3-2-14)	
Wake Forest (2-27-14)	
Steals.....	3
Notre Dame (2-2-14)	
Field Goals Made.....	6
Winthrop (3-22-14)	
Old Dominion (1-2-14)	
vs. Central Michigan (11-29-13)	
Field Goals Attempted.....	11
vs. Central Michigan (11-29-13)	
Field Goal Percentage.....	.857 (6-7)
Old Dominion (1-2-14)	
Free Throws Made.....	5
Winthrop (3-22-14)	
vs. Kansas (11-30-13)	
Free Throw Percentage.....	1.000 (4-4)
vs. North Carolina (3-8-14)	
vs. Central Michigan (11-29-13)	



**2013-14 - Freshman Year**

	Min	FG-A	3G-A	FT-A	OR/TOT	PF	A	T	B	S	PTS
at California	7	1-2	0-0	1-2	1-1	0	0	0	0	0	3
USC Upstate	10	4-8	0-0	1-2	3-5	3	0	0	1	0	9
Alabama	9	2-2	0-0	0-1	3-5	2	0	2	0	0	4
Vanderbilt	8	0-2	0-0	0-0	2-2	2	0	0	0	0	0
at Marquette	24	4-4	0-0	1-4	3-5	1	2	1	2	0	9
vs. Xavier	20	2-4	0-0	3-3	0-3	3	0	4	0	0	7
vs. C.Michigan	23	6-11	0-0	4-4	3-10	1	1	2	1	1	16
vs. Kansas^	27	1-2	0-0	5-8	5-14	3	1	4	2	1	7
Purdue	16	1-3	0-0	2-2	0-2	1	0	0	1	0	4
at Oklahoma	12	1-2	0-0	0-0	0-1	1	1	2	1	0	2
Connecticut	12	1-2	0-0	0-0	1-1	0	0	2	0	0	2
Albany	17	2-2	0-0	2-4	1-2	2	0	2	0	2	6
at Kentucky	3	0-0	0-0	0-0	0-1	1	0	1	0	0	0
Old Dominion	11	6-7	0-0	1-1	2-2	3	0	1	0	0	13
at Ga. Tech	5	0-1	0-0	0-0	0-0	0	0	0	0	0	5
at Syracuse	15	3-5	0-0	0-0	0-4	3	1	1	0	0	6
Boston Col.	12	1-1	0-0	0-0	1-1	2	0	2	0	0	2
Virginia	18	4-7	0-0	3-9	5-9	1	0	5	1	1	11
at Va. Tech	8	0-0	0-0	0-0	0-0	0	0	0	0	0	0
at Florida St.	5	0-0	0-0	0-2	0-1	0	0	1	0	1	0
Pittsburgh	17	4-6	0-0	4-6	1-6	3	1	1	2	1	12
at Miami	1	0-0	0-0	0-0	0-0	0	0	0	0	0	0
Notre Dame	17	1-2	0-0	1-4	2-3	2	1	0	0	3	3
at Clemson	16	2-2	0-0	2-2	0-2	2	0	4	1	1	6
UNC	20	2-6	0-0	2-5	5-7	1	0	2	2	1	6
Maryland	17	2-4	0-0	1-1	2-6	2	1	3	1	0	5
N.C. State	8	1-2	0-0	0-0	0-1	1	1	1	1	0	2
at Notre Dame	10	1-2	0-0	0-0	0-3	2	0	1	0	0	2
Wake Forest	27	4-4	0-0	1-3	8-12	1	1	3	3	1	9
at UNC	23	4-5	0-0	0-0	2-4	2	1	1	3	1	8
vs. Ga. Tech	19	2-5	0-0	4-6	5-13	4	0	2	3	2	8
vs. UNC	15	1-4	0-0	4-4	0-3	3	0	0	1	1	6
vs. Notre Dame	20	3-6	0-0	0-3	2-4	1	0	0	2	2	6
Winthrop	14	6-8	0-0	5-6	0-4	4	0	1	0	1	17
DePaul	17	4-5	0-0	2-2	1-2	2	1	1	1	0	10

**Career Statistics**

YEAR	G-GS	MIN-AVG	FG-FGA	PCT	3P-3PA	PCT	FT-FTA	PCT	REB	AVG	PF-FO	AST	TO	BS	ST	PTS	AVG
2013-14	35-1	502/14.3	76-126	.603	0-0	.000	49-84	.583	139	4.0	59-0	13	50	29	20	201	5.7

**Career ACC Regular Season Statistics**

YEAR	G-GS	MIN-AVG	FG-FGA	PCT	3P-3PA	PCT	FT-FTA	PCT	REB	AVG	PF-FO	AST	TO	BS	ST	PTS	AVG
2013-14	16-0	218/13.6	29-47	.617	0-0	.000	14-32	.438	59	3.7	22-0	7	25	14	10	72	4.5

**Career ACC Tournament Statistics**

YEAR	G-GS	MIN-AVG	FG-FGA	PCT	3P-3PA	PCT	FT-FTA	PCT	REB	AVG	PF-FO	AST	TO	BS	ST	PTS	AVG
2013-14	3-0	54/18.0	6-15	.400	0-0	.000	8-13	.615	20	6.7	8-0	0	2	6	5	20	6.7

**Career NCAA Tournament Statistics**

YEAR	G-GS	MIN-AVG	FG-FGA	PCT	3P-3PA	PCT	FT-FTA	PCT	REB	AVG	PF-FO	AST	TO	BS	ST	PTS	AVG
2013-14	2-0	31/15.5	10-13	.769	0-0	.000	7-8	.875	6	3.0	6-0	1	2	1	1	27	13.5

**Career Statistics Versus Ranked Opponents**

YEAR	G-GS	MIN-AVG	FG-FGA	PCT	3P-3PA	PCT	FT-FTA	PCT	REB	AVG	PF-FO	AST	TO	BS	ST	PTS	AVG
2013-14	15-0	202/13.5	23-45	.511	0-0	.000	13-25	.520	40	2.7	19-0	6	15	13	9	59	3.9



**Kendall Cooper**  
**6-4 • Sophomore • F/C • #21**  
**Carson, Calif.**  
**(St. Anthony)**

*Can play on the block and can come out and hit the three-pointer ... expected to play the four and five positions ... one of the most physical players on the team ... challenges on the block on every possession ... very versatile.*

**As a Freshman (2013-14):**

Saw action in 31 contests, while averaging 2.1 points, 2.0 rebounds and 1.0 blocks ... scored a career-high 14 points and pulled down 10 rebounds in the NCAA Tournament first round against Winthrop for her first collegiate double-double ... hit all seven of her field goal attempts versus Winthrop ... swatted five shots in six minutes at fifth-ranked Kentucky ... the five blocks ranked tied for ninth on the Duke freshman record charts ... swatted a total of 30 shots on the season to rank tied ninth on the Blue Devil freshman single-season list ... blocked two or more shots in eight contests.

**Rankings:**

No. 9 (Blue Star Report), No. 10 (ASGR), No. 12 (HoopGurlz), No. 41 (Girls Basketball Report)

**2012 USA Basketball U18 National Team:**

Named to 2012 USA Basketball Women's U18 National Team that produced a 5-0 record and won the gold medal in Gurabo, Puerto Rico ... averaged 3.0 points, 5.2 rebounds and 1.0 blocks ... participated in five contests, while starting two ... was the youngest player on the squad and only high school player.

**High School/AAU:**

A 2013 McDonald's and WBCA All-America selection ... scored nine points, had two rebounds and one block in the WBCA All-America game ... in the McDonald's All-America game, had four points, five rebounds three blocked shots in 14 minutes ... 2013 Press Telegram All-Area first team and MaxPreps California All-State first team ... California Interscholastic Federation (CIF) Division IV third team in 2012 and the 2011 Player of the Year (2011) ... All-CIF Division 4A first team (2011, 2013) ... two-time Long Beach Press Telegram Player of the Year in 2011 and 2012 ... three-time Dream Team selection (2010-12) ... Santa Cruz League MVP in 2011 and 2013 ... All-Santa Cruz League first team (2010, 2011, 2013) ... 2011 Long Beach Century Club Basketball Player of the Year ... varsity captain in 2012-13 ... in 112 career starts, totaled 1,516 points, 1,318 rebounds, 155 assists, 183 steals and 427 blocks ... lists career highs of 36 points (vs. St. Paul), 23 rebounds (vs. St. Paul) and 13 blocks (vs. Serra) ... averaged 12.3 points, 13.0 rebounds, 4.2 blocks, 2.4 assists and 1.9 steals as a senior ... totaled a season-high 28 points and 18 rebounds against Bellarmine-Jefferson on Jan. 22 ... in her final high school contest, registered a triple-double with 25 points, 19 rebounds and 13 blocks ... notched 15 double-doubles ... as a junior, averaged 14.8 points, 12.5 rebounds, 2.0 assists, 1.8 steals and 4.4 blocks, while tallying 17 double-doubles, two triple-doubles and seven 20+ point games ... as a sophomore, recorded five 20+ point games, 14 double-doubles and one triple-double vs. South Pasadena ... averaged 14.8 points, 11.8 rebounds, 1.8 steals and 3.6 blocks ... hit 64.0 percent from the field as a sophomore ... Cal-Hi Sports first team in 2010 ... guided team to a 21-9 record ... as a freshman, averaged 10.9 points, 8.5 rebounds, 1.2 steals and 3.1 blocks ... tallied 10 double-doubles during her freshman year, as well as four 20+ point games ... her high school team had a 25-10 record ... also ran track and competed in the shot put ... played for AAU for Cal Storm-Team Taurasi as well as Team Xpress, GBL and the South Bay Waves ... captain of the team in 2011 and 2012 ... participated in the 2013 Women's U19 World Championship Trials, 2012 Women's U17 World Championship Team Trials and the 2011 Women's U16 National Team Trials.

**Personal:**

Full name is Kendall Alesse Cooper ... born on Aug. 19, 1995 in Harbor City, Calif. ... daughter of Stephanie McCravey-Cooper and Michael Cooper ... has one brother, Michael Cooper II (15) and one sister, Jourdan (20) ... her cousin, Tony Smith, played basketball at Marquette and for the Los Angeles Lakers and Milwaukee Bucks ... her father, Michael Cooper, played basketball at Cal State Los Angeles ... her sister, Jourdan, played basketball at UC Riverside in 2011-12 ... four-time member of the honor roll ... co-founder of the Pink Ribbon Club at St. Anthony, which promotes education, awareness and fundraising to address all types of cancer in women ... works with the Matt Barnes Foundation, Athletes vs. Cancer to educate high school athletics on cancer.

**Career Highs**

Points.....	14
Winthrop (3-22-14)	
Rebounds .....	10
Winthrop (3-22-14)	
Assists.....	2
Winthrop (3-22-14)	
Blocks.....	5
at Kentucky (12-22-13)	
Steals.....	1
at Clemson (2-6-14)	
Virginia (1-16-14)	
at Oklahoma (12-8-13)	
Purdue (12-5-13)	
USC Upstate (11-14-13)	
Field Goals Made .....	7
Winthrop (3-22-14)	
Field Goals Attempted.....	10
vs. Central Michigan (11-29-13)	
Field Goal Percentage.....	1.000 (7-7)
Winthrop (3-22-14)	
Free Throws Made .....	3
Alabama (11-17-13)	
Free Throw Percentage.....	.750 (3-4)
Alabama (11-17-13)	

**2013-14 - Freshman Year**

	Min	FG-A	3G-A	FT-A	OR/TOT	PF	A	T	B	S	PTS
at California	2	0-0	0-0	0-0	0-0	2	0	0	0	0	0
USC Upstate	13	3-5	0-0	1-1	2-5	4	1	1	0	1	7
Alabama	9	0-0	0-0	3-4	0-0	4	0	2	2	0	3
Vanderbilt	3	0-1	0-0	0-0	0-1	1	0	1	1	0	0
at Marquette	7	0-0	0-0	0-0	0-0	2	0	2	0	0	0
vs. Xavier	10	0-1	0-0	0-0	1-2	3	0	1	3	0	0
vs. C. Michigan	19	2-10	0-0	2-2	3-5	4	0	2	3	0	6
vs. Kansas	9	1-3	0-0	0-0	0-2	2	0	0	1	0	2
at Oklahoma	7	0-0	0-0	0-2	0-1	1	0	0	0	1	0
Connecticut	2	0-1	0-1	0-0	0-0	3	0	0	0	0	0
Albany	10	2-5	0-0	1-3	0-0	0	0	0	1	0	5
at Kentucky	6	0-1	0-1	0-0	0-1	2	0	0	5	0	0
Old Dominion	8	3-3	0-0	0-1	2-2	1	0	1	0	0	6
at Ga. Tech	3	0-0	0-0	0-0	0-0	1	0	0	0	0	0
Boston Col.	9	0-2	0-0	0-1	0-2	3	0	0	0	0	0
Virginia	9	1-2	0-0	0-0	0-4	0	0	0	3	1	2
at Va. Tech	2	0-0	0-0	0-0	0-0	0	0	0	0	0	0
at Florida St.		DNP	-	CD							
Pittsburgh	17	2-4	0-0	0-2	1-7	4	1	0	1	0	4
at Miami		DNP	-	CD							
Notre Dame	5	0-0	0-0	0-0	0-0	2	0	0	0	0	0
at Clemson	11	1-3	0-0	0-0	1-3	2	1	1	0	1	2
UNC		DNP	-	CD							
Maryland	10	3-3	0-0	0-0	1-3	3	1	0	1	0	6
N.C. State	3	1-1	0-0	0-0	0-0	3	0	1	2	0	2
at Notre Dame	6	1-2	0-0	0-0	0-0	0	0	0	0	0	2
Wake Forest	6	0-0	0-0	0-1	0-1	1	0	1	1	0	0
at UNC	6	0-1	0-0	0-0	0-0	2	1	0	0	0	0
vs. Ga. Tech	12	0-1	0-0	1-2	1-2	3	0	2	3	0	1
vs. UNC	2	0-0	0-0	0-0	0-0	1	0	0	0	0	0
vs. Notre Dame		DNP	-	CD							
Winthrop	17	7-7	0-0	0-0	3-10	1	2	2	1	0	14
DePaul	10	1-3	0-0	1-2	2-4	2	1	0	0	0	3

**Career Statistics**

YEAR	G-GS	MIN-AVG	FG-FGA	PCT	3P-3PA	PCT	FT-FTA	PCT	REB	AVG	PF-FO	AST	TO	BS	ST	PTS	AVG
2013-14	31-0	247/8.0	28-61	.459	0-2	.000	9-21	.429	61	2.0	61-0	8	19	30	5	65	2.1

**Career ACC Regular Season Statistics**

YEAR	G-GS	MIN-AVG	FG-FGA	PCT	3P-3PA	PCT	FT-FTA	PCT	REB	AVG	PF-FO	AST	TO	BS	ST	PTS	AVG
2013-14	13-0	92/7.1	9-19	.474	0-0	.000	0-4	.000	23	1.8	22-0	4	3	8	2	18	1.4

**Career ACC Tournament Statistics**

YEAR	G-GS	MIN-AVG	FG-FGA	PCT	3P-3PA	PCT	FT-FTA	PCT	REB	AVG	PF-FO	AST	TO	BS	ST	PTS	AVG
2013-14	2-0	14/7.0	0-1	.000	0-0	.000	1-2	.500	2	1.0	4-0	0	2	3	0	1	0.5

**Career NCAA Tournament Statistics**

YEAR	G-GS	MIN-AVG	FG-FGA	PCT	3P-3PA	PCT	FT-FTA	PCT	REB	AVG	PF-FO	AST	TO	BS	ST	PTS	AVG
2013-14	2-0	27/13.5	8-10	.800	0-0	.000	1-2	.500	14	7.0	3-0	3	2	1	0	17	8.5

**Career Statistics Versus Ranked Opponents**

YEAR	G-GS	MIN-AVG	FG-FGA	PCT	3P-3PA	PCT	FT-FTA	PCT	REB	AVG	PF-FO	AST	TO	BS	ST	PTS	AVG
2013-14	12-0	68/5.7	6-13	.462	0-2	.000	1-4	.250	12	1.0	24-0	3	3	10	2	13	1.1



## Rebecca Greenwell

6-1 • R-Freshman • G • #23  
Owensboro, Ky.  
(Owensboro Catholic)

### 2014-15 ACC Newcomer Watch List

*Tremendous shooter ... versatile player who can play the point, two and three ... one of the greatest competitors Coach P has ever coached ... ability to create off the dribble ... quick, defensive and fundamentally sound player.*

#### As a Freshman (2013-14):

Sat out the season coming off a knee injury.

#### Rankings:

No. 4 (Girls Basketball Report), No. 6 (Blue Star Report), No. 6 (HoopGurlz), No. 18 (ASGR)

#### 2012 USA Basketball U17 World Championship Team:

Member of the U17 World Championship team that produced an 8-0 record and won the gold medal in Amsterdam, the Netherlands ... averaged 11.9 points, 7.3 rebounds, 2.1 assists and 2.0 steals, while starting all eight contests.

#### 2011 USA Basketball U16 National Team:

Guided the U16 National Team to a 5-0 record and the gold medal in Merida, Mexico ... started all five contests and averaged a team-high 15.6 points, 5.8 rebounds and 3.2 steals ... named Co-MVP of the tournament ... hit 11 three-pointers for a 45.8 percentage ... established USA U-16 single-game highs for field goals attempted (21) and three-pointers attempted (10) and set records for average points (15.6), field goals made (62) and three-pointers made (11).

#### 2011 USA Basketball 3X3 Youth World Championship Team:

Played on 3X3 Youth World Championship team that received the honorary bronze medal ... injured her ACL during the tournament as she averaged 5.0 points a game before being injured.

#### High School/AAU:

2013 McDonald's All-America and WBCA All-America selection ... All-USA Today First Team honoree ... had her high school jersey retired ... Courier Journal First Team All-State in 2013 ... named to the preseason 2012-13 American Family Insurance ALL USA Girls Team ... three-time all-state first team (2010, 2011, 2013) ... Messenger-Inquirer three-time Region III Player of the Year (2010, 2011, 2013) ... three-time All-District first team selection (2009-11) ... scored 3,306 career points and pulled down over 1,500 rebounds ... holds school records for single-game points (51 vs. Trinity) and steals (12) ... lists career highs of 20 rebounds (vs. Grayson County), eight assists (vs. Owensboro) and eight blocks (vs. Union County) ... in the McDonald's All-America game, had eight points, two rebounds, one steal and one assist in nine minutes before getting injured ... averaged 23.1 points, 8.9 rebounds, 3.6 assists and 2.6 steals as a senior ... scored 40 or more points four times, including a 51-point performance against Trinity on Jan. 14 ... against Trinity, hit a national record 17 three-pointers on 28 attempts ... hit 73 three-pointers in 21 games for a 46.0 percentage ... totaled nine double-doubles ... as a junior, did not play due to an ACL injury ... as a sophomore, started all 35 games averaging 32.6 points, 12.0 rebounds, 3.6 assists, 3.9 steals and 1.4 blocks ... during her sophomore season, shot 48.0 percent from the field, 30.0 percent from three-point land and 76.0 percent from the line ... Class A All-State Tournament team in 2011 after setting records for total points (122) and points in a single game ... reached

the 2,000 point and 1,000 rebound plateau in the 2010-11 campaign, tallying 24 games with 30+ points, eight 40+ point games and 27 double-digit rebounding games ... notched a 27-8 record ... all-state second team (2009) ... as a freshman in 2009-10, started all 34 games averaging 26.6 points, 10.4 rebounds and 3.1 assists ... tallied 23 games with 20+ points as well as 10 30+ point performances ... led her squad to an 18-16 record ... averaged 18.2 points, 8.1 rebounds, 3.0 assists, 2.2 steals and 1.5 blocks as an eighth grader ... led her team to a 21-10 record ... started playing varsity basketball in the seventh grade (2007-08) ... competed for the Tennessee Flight AAU squad since 2009 ... finished second at Boo Williams in 2009-11 and won Nike Nationals in 2010 ... played for Tennessee Elite from 2005-09 and finished second in the state AAU from 2005-09 ... played on her high school tennis team in 2010 and 2011 ... the JV player of the year in 2011.

#### Personal:

Full name is Rebecca Danielle Greenwell ... born February 27, 1995 in Evansville, Ind. ... daughter of Nicole Elder, stepfather Ryan Elder, father Neal Greenwell and stepmother Missie Greenwell ... has three sisters, Rachel (23), Briley (10) and Emma (7) ... her sister, Rachel, played basketball at Bellarmine University ... was named to the Academic All-State team as well as National Honors Society in high school.





## Lyneé Belton

6-3 • Freshman • F/C • #34  
Clinton, Md.  
(The Bullis School)

*A great competitor and a fighter ... she will take it at anybody ... loves playing in the paint ... likes the high post jumper ... very strong physically.*

### Ranking:

No. 34 (Prospect Nation), No. 24 (Blue Star), No. 31 (ASGR), No. 10 (Girls Basketball Report/HoopGurlz)

### High School/AAU:

2014 McDonald's All-America selection ... had 11 points, eight rebounds, one steal and one assist in 15 minutes in the McDonald's game ... USA Today All-Maryland First Team ... 2014 Washington Post All-Met First Team and 2013 All-Met Second Team honoree ... 2014 Montgomery County All-Gazette Honorable Mention ... compiled 1,254 points and 1,009 rebounds over four varsity seasons with The Bullis School ... missed two months of her senior campaign with a concussion ... averaged 19.5 points, 12.1 rebounds, 1.9 steals and 1.7 assists as a senior ... pulled down 7.5 offensive rebounds a contest ... notched 11 double-doubles in 15 games ... scored a season-high 30 points against National Cathedral and pulled down a season-high 17 boards versus Georgetown Visitation ... hit 58.0 percent of her field goals ... an Elite Showcase Basketball Classic Team Member in 2014 ... as a junior, averaged 14.0 points, 10.0 rebounds and 2.0 blocks ... first annual Full Court Fab 50 All-Star in 2013 ... guided her squad to a 21-5 overall record, the 2013 ISL 2A Division Championship and ISL 2A Tournament title ... totaled career-highs of 29 points and 21 rebounds during her junior campaign ... received the Ballin for the Cure MVP Award in 2012 and 2013 ... USJN Platinum Bracket Final Four in 2013 ... averaged 16.0 points, 9.0 rebounds, 9.0 blocks and 2.0 assists as a sophomore ... earned All-Gazette and All-Independent Schools League first team honors ... guided The Bullis School to a 21-7 record ... Winter All-Met Honorable Mention ... member of the USJN Hampton U15 Tournament Champions in 2011 ... as a freshman, averaged 17.3 points, 11.2 rebounds and guided her team to a 21-7 mark ... named The Erin Peterson MVP at the Raytheon Bulldog Bash in 2010 ... Winter All-Met Honorable Mention ... The Bullis Holiday Classic MVP in 2010 ... Holy Child Tiger Club Classic All-Tournament Team in 2010 ... received the Ballin for the Cure Award in 2010 ... invited to attend the 2014 U17, 2012 U17 and 2011 U16 USA Basketball National Team Trials ... led her Team Takeover AAU squad to the Boo Williams Tournament Championship and earned All-Tournament Team honors in 2013 ... competed with Boo Williams the AAU squad in 2011-12 ... led the team to the Boo Williams Nike Invitational U15 Top Bracket and the AAU Super Showcase U15 Bracket Final Four ... the USJN Hampton U15 Tournament Champions in 2011 ... guided the Alana Beard Future squad to the U13 Elite Mid-Atlantic Girls National Basketball League Championship, U13 Elite Arbutus League Champions and the Mid-Atlantic Girls National Basketball U13 Senior Division Championship in 2010 ... played on the varsity field hockey and junior varsity lacrosse team as a freshman ... performed the shot put and discus as a sophomore on the track & field team.

### Personal:

Full name is Lyneé Tiara Belton ... born May 26, 1996 in Silver Spring, Md. ... daughter of Wynard and Lynett Belton ... has one sister, Nyla (10) ... member of the National Society of High School Scholars ... is a student peer mentor, student tutor and student ambassador ... started playing basketball at age 11.



## Sierra Calhoun

6-0 • Freshman • G/F • #4  
Brooklyn, N.Y.  
(Christ the King)

## 2014-15 ACC Newcomer Watch List

*Very athletic ... can play both sides of the ball extremely well ... takes it off the bounce ... an excellent three point shooter ... is very focused ... excellent guard rebounder and will do very well pressing.*

### Rankings:

No. 7 (Prospect Nation), No. 15 (Blue Star), No. 13 (ASGR), No. 17 (Girls Basketball Report/HoopGurlz)

### High School/AAU:

AMcDonald's & WBCA All-America ... selected to the Parade Magazine All-America team ... 2014 Gatorade High School New York Girls Player of the Year ... USA Today All-USA Second team and MaxPreps Third Team All-America ... 2014 USA Today All-New York First Team and USA Today New York Player of the Year ... MSG Varsity New York City Player of the Year and New York Daily News New York Player of the Year as a senior ... 2014 Times Ledger Queens Player of the Year ... three-time First Team All-State, First Team All-City and First Team All-Tri-State as a sophomore, junior and senior ... Queens Player of the Year in 2013 and 2014 ... selected to the MSG Varsity All-Metro Girls Basketball first team ... led Christ the King H.S. to two Brooklyn-Queens Catholic High School Athletic Association titles and one regular season championship ... amassed 1,893 points, 700 rebounds, 234 assists and 370 steals during her high school career ... as a senior, averaged 24.0 points, 9.3 rebounds, 4.0 steals and 3.5 assists ... guided her squad to a 23-4 record ... helped guide Christ the King H.S. to the state semifinals as a sophomore, junior and senior ... played 10 minutes and had one rebound in the McDonald's All-America game ... as a junior, averaged 22.0 points, 7.9 rebounds, 4.0 assists, 4.0 steals and 2.0 blocks ... moved over the 1,000-point plateau during her junior year ... tallied 26 points, 13 rebounds and four steals versus Nazareth ... her sophomore year, averaged 21.9 points, 7.0 rebounds, 4.0 assists, 3.0 steals and 2.0 blocks ... started all 29 contests ... selected New York Magazine's top N.Y.C. sophomore ... named to The Tablet's All-Star Girls Basketball Team ... as a freshman, averaged 10.9 points, 5.0 rebounds, 2.0 steals and 1.0 blocks ... First Team All-Borough in 2010-11 ... guided the Brooklyn Queens squad to the CHSAA Championship in 2011-12 and the 10th grade AAU National Championship ... participated in the 2014 U18, 2012 U17 and 2011 U16 USA Basketball National Team Trials.

### Personal:

Sierra Lashe Calhoun was born on May 7, 1996 in Brooklyn, N.Y. ... daughter of Omar and Semara Calhoun ... has one brother, Omar, Jr. (19) ... her brother, Omar, is a sophomore on the Connecticut men's basketball team ... a four-time member of the Christ the King Honor Roll ... started playing basketball at age six.



## Erin Mathias

6-4 • Freshman • F/C • #32  
Pittsburgh, Pa.  
(Fox Chapel Area)

*A strong player ... she can play inside and out ... has a three ball that she can pull now and again ... is getting more aggressive ... a competitor and very focused.*

### Ranking:

No. 97 (Prospect Nation), No. 35 (Blue Star), No. 81 (ASGR), No. 39 (Girls Basketball Report/HoopGurlz)

### High School/AAU:

Pennsylvania Gatorade Player of the Year as a senior ... Miss Pennsylvania Basketball in 2014 ... Pittsburgh Post-Gazette WPIAL Class AAAA Player of the Year as a junior and senior ... named Class AAAA All-State First Team, Pittsburgh Tribune Review Terrific 10 and Pittsburgh Post-Gazette Fab 5 her junior year ... a two-time Pittsburgh Post-Gazette WPIAL Class AAA All-Section Team ... compiled 1,088 points, 903 rebounds and 282 blocks over three years at Fox Chapel Area ... notched 51 double-doubles and four triple-doubles over her career ... averaged 16.4 points, 12.7 rebounds, 4.6 blocks, 1.5 steals and 1.1 assists as a senior ... collected 21 double-doubles and two triple-doubles her senior campaign ... notched a triple-double with 15 points, 14 blocks and 12 rebounds versus North Catholic ... had a second triple-double versus Orlentangy with 16 points, 13 rebounds and 10 swats ... scored a season-high 29 points against Baldwin and pulled down a season-high 19 rebounds against McKeesport ... totaled six games with 20 or more points ... received the KDKA Extra Effort Award and named Pittsburgh Post Gazette Fabulous Five ... as a junior, averaged 17.3 points, 13.6 rebounds, 4.8 blocks and 1.4 steals ... guided Fox Chapel Area H.S. to an 18-6 overall record and advanced to the WPIAL AAAA quarterfinals ... the 2012 Seneca Valley Tip-Off Tournament MVP ... named the Post-Gazette Athlete of the Week in December of 2012 ... notched 17 double-doubles ... totaled triple-doubles in back-to-back games as a junior with 20 points, 19 rebounds and 10 blocks in one game and then 19 points, 15 rebounds and 13 blocks in the second contest ... totaled 18 points in the first contest back from a knee injury the year before ... missed her sophomore season with a knee injury ... as a freshman, averaged 10.7 points, 11.1 rebounds, 2.6 blocks and 1.0 steals ... posted a season-high 20 points against Penn Hills, while pulling down a season-high 31 rebounds versus Franklin Regional ... notched 13 double-doubles ... posted double-figure scoring in 16-of-23 contests ... guided the WPA Bruins to the Junior National Championship in 2010 and 2011 ... invited to the 2011 U16 USA Basketball National Team Trials.

### Personal:

Erin Elizabeth Mathias was born on September 15, 1995 in Pittsburgh, Pa. ... daughter of Chris and Beth Mathias ... has one brother, Matt (21) ... member of the National Honor Society as a junior and senior.



## Azurá Stevens

6-5 • Freshman • F/G • #11  
Raleigh, N.C.  
(Cary)

*Is a very talented player with huge potential ... a tremendous athletic player and is graceful ... is aggressive ... has excellent three point shooting ability ... can play any position on the floor ... very determined and exciting to watch.*

### Ranking:

No. 57 (Prospect Nation), No. 55 (Blue Star), No. 27 (ASGR), No. 23 (Girls Basketball Report/HoopGurlz)


### High School/AAU:

Parade Magazine All-America as a senior ... 2014 SWAC Player of the Year and North Carolina District 5 Player of the Year selection ... 2014 USA Today All-North Carolina First Team, Associated Press All-State, All-SWAC First Team and North Carolina Basketball Coaches Association All-State First Team selection ... WBCA High School All-America Honorable Mention ... compiled 1,550 points, 789 rebounds and 145 blocked shots over her high school career ... as a senior, averaged 29.6 points, 18.1 rebounds, 3.3 blocks, 1.8 assists and 1.1 steals ... posted 21 double-doubles, including 12 straight to open the season ... led Cary to a 28-4 record and the 2014 SWAC championship ... scored 40 or more points in three games, 30 or more points in 12 contests and 20 or more points in 20 games ... scored a season-high 47 points, grabbed 17 rebounds and had five blocks in her final high school game against Riverside ... pulled down a season-high 29 rebounds versus Athens Drive ... had nine games with 20 or more rebounds ... ranked the No. 2 recruit in the state of North Carolina by the Raleigh News & Observer heading into her senior campaign ... named captain of her Cary H.S. squad as a sophomore and senior ... collected career highs of 38 points, 25 rebounds, 15 blocks and 12 assists in high school ... played in only seven games as a junior after suffering a broken left fibula ... averaged 11.7 points, 6.3 rebounds, 2.0 blocks, 1.0 assists and 1.0 steals ... as a sophomore, averaged 16.0 points, 13.0 rebounds, 6.0 blocks and 5.0 assists ... a 2012 All-SWAC Second Team honoree ... as a freshman, averaged 13.1 points, 8.0 rebounds, 4.0 blocks and 3.0 assists ... earned 2011 All-SWAC First Team honors ... MVP of her high school team as a freshman and sophomore ... played AAU for the Garner Flames ... guided the Flames to a championship win in 2012 ... invited to try out for the 2014 USA Basketball U18 National Team.

### Personal:


Full name is Azurá Breeona Stevens ... born on February 1, 1996 in Pawtucket, R.I. ... daughter of Damon and Kaasha Stevens ... has two sisters, Da'Shena (24) and Kayla (14) ... her sister, Da'Shena played basketball at St. John's (2008-12) ... participated in The Miracle League of the Triangle as a sophomore and junior ... an All-Academic selection each of her four years at high school.

**Who is the team's best lockerroom dancer?**




Player	Votes
Kendall Cooper	6
Jenna Frush	4
Azurá Stevens	2

**Who talks the most about her high school days?**



Player	Votes
Odeerah Chidom	6
Kendall Cooper	3
Azurá Stevens	1
Ka'lia Johnson	1

**Who is the best dressed on the team?**




Player	Votes
Amber Henson	9
Kendall Cooper	1
Rebecca Greenwell	1

**Who would win \$1 million on Survivor?**




Player	Votes
Rebecca Greenwell	5
Elizabeth Williams	2
Amber Henson	2
K. Johnson, M. Riggs	1

**Which teammate has the best nickname?**




Player	Votes
Rebecca Greenwell (Becc-Nasty)	6
Odeerah Chidom (Deezy)	1
L. Belton, A. Henson, K. Johnson	1

**Who would love to be on a reality TV Show?**




Player	Votes
Lyneé Belton	5
Kendall Cooper	3
Amber Henson	2
Jenna Frush	1

**Which teammate is the most obsessed with Starbucks?**




Player	Votes
Rebecca Greenwell	7
Erin Mathias	4

**Who has the best music selection?**




Player	Votes
Amber Henson	5
Ka'lia Johnson	4
Rebecca Greenwell	1
Mercedes Riggs	1

**Who has the best hair?**




Player	Votes
Amber Henson	8
Rebecca Greenwell	3
Mercedes Riggs	1

**Who could be the next cook on Masterchef?**




Player	Votes
Ka'lia Johnson	6
Amber Henson	4
Erin Mathias	1

**Who has the craziest pregame ritual?**




Player	Votes
Elizabeth Williams	4
Ka'lia Johnson	2
L. Belton, K. Cooper, A. Henson	1

**Who has the worst sense of direction?**




Player	Votes
Sierra Calhoun	3
Lyneé Belton	3
Odeerah Chidom	2
Kendell Cooper	2

**Who has the best smile?**




Player	Votes
Kendall Cooper	3
Azurá Stevens	2
Amber Henson	2
L. Belton, O. Chidom, E. Mathias, E. Williams	1

**Which teammate makes me laugh the hardest?**




Player	Votes
Kendall Cooper	6
Azurá Stevens	3
Jenna Frush	2
Ka'lia Johnson	1

**Who is most likely to become the first female president?**




Player	Votes
Elizabeth Williams	8
Ka'lia Johnson	1
Jenna Frush	1
Mercedes Riggs	1

**If you were stranded on an Island with one teammate, who would you want it to be?**




Player	Votes
Jenna Frush	5
Rebecca Greenwell	2
K. Cooper, A. Henson, K. Johnson, E. Mathias	1

**Who watches the most television on the team?**




Player	Votes
Ka'lia Johnson	5
Amber Henson	3
Erin Mathias	1
K. Cooper, E. Williams	1

**Which player could win on Jeopardy?**




Player	Votes
Jenna Frush	6
Elizabeth Williams	5

**Who is the team's best singer?**




Player	Votes
Mercedes Riggs	5
Sierra Calhoun	4
Amber Henson	1
Ka'lia Johnson	1

**Who is the most competitive (hates losing the most)?**




Player	Votes
Ka'lia Johnson	11

**Which teammate keeps her locker the neatest?**




Player	Votes
Mercedes Riggs	5
Elizabeth Williams	4
Ka'lia Johnson	2
Jenna Frush	2

**Which teammate keeps her locker the messiest?**



Player	Votes
Odeerah Chidom	5
Lyneé Belton	4
Amber Henson	2
Sierra Calhoun	1

**Who spends the most time on Facebook/Twitter/Instagram?**




Player	Votes
Amber Henson	8
Kendall Cooper	2
Ka'lia Johnson	1
Odeerah Chidom	1

**Which teammate does the best impression of Coach P?**



Player	Votes
Amber Henson	5
Jenna Frush	3
Ka'lia Johnson	3
Elizabeth Williams	1

**Which teammate talks on the phone the most?**



Player	Votes
Mercedes Riggs	8
Lyneé Belton	3

## Staff

---

Head Coach Joanne P. McCallie .....	36-40
Coach P Versus the Opponents .....	41-43
Coach P Versus the Conferences .....	44
Assistant Coach Al Brown .....	45
Assistant Coach Hernando Planells .....	46
Assistant Coach Rene Haynes .....	47
Kate Senger.....	48
Bobby Sorrell .....	48
Lauren Rice .....	48
Michele Van Gorp .....	49
Summer McKeehan .....	49
William Stephens.....	49
Lindy Brown.....	50
Jacki Silar .....	50
Heather Ryan .....	50
Managers .....	51
Practice Players.....	51
Support Staff.....	52
Director of Athletics Kevin White .....	53
Senior Administration.....	54





## Joanne P. McCallie

### Head Coach

Eighth Season at Duke

23rd Year as a Head Coach

Northwestern, '87 • Auburn, '90

The ACC Coach of the Year in 2010, 2012 and 2013, head coach Joanne P. McCallie enters her eighth season at the helm of the Blue Devils' program.

In just seven years, Coach P has guided the Blue Devils to a 202-42 overall record, an 89-17 mark in ACC action and seven NCAA Tournament selections, including a No. 1 seed in 2009 and four straight Elite Eight appearances from 2010-13. She led Duke to four consecutive ACC regular season titles in 2010, 2011, 2012 and 2013 and three ACC Championships in 2010, 2011 and 2013. Her 84.0 winning percentage in ACC contests ranks first on the conference's all-time coaching charts. Meanwhile, Coach P's winning percentage of 82.8 in all games is first among active coaches in the ACC.

On the recruiting trail, McCallie brought in back-to-back No. 1 classes in 2010 and 2011, while securing the No. 2 classes in 2013 and 2014. Duke has also signed 12 different players who have played in the McDonald's All-America game, including six over the last four years.

McCallie and the Blue Devils registered a 28-7 overall and 12-4 league mark a year ago, but were dealt with two devastating injuries to All-America point guards Chelsea Gray and Alexis Jones. The Blue Devils rebounded to advance to the ACC Championship game before falling in the second round of the NCAA Tournament. Elizabeth Williams became the first Blue Devil to be named Associated Press All-America in each of her first three years.

In the WNBA Draft, both Gray and Tricia Liston were selected in the first round by the Connecticut Sun and Minnesota Lynx, respectively.

During the season, McCallie reached the 500-win mark, joining a group of 29 other active coaches to reach the milestone.

In one of her best coaching jobs since arriving at Duke, Coach P led the Blue Devils to a 33-3 overall and 17-1 league mark in 2012-13. This all came after losing All-America point guard Chelsea Gray for the season on Feb. 17 against Wake Forest. Duke went on to win the ACC regular season title with an ACC-record 17-1 mark and claimed its eighth overall ACC Championship. The Blue Devils advanced to the NCAA Tournament Elite Eight before falling to top-seeded Notre Dame.

Gray went on to be named WBCA All-America, while Elizabeth Williams earned Associated Press All-America honors as well. Williams also secured ACC Defensive Player of the Year accolades for the second straight year. Rookie Alexis Jones stepped up once Gray went down with the injury and earned ACC Tournament MVP honors.

During the season, McCallie topped the 150-win mark at Duke, reaching the milestone in the third-quickest amount of games in Division I history (182). She was also the fastest female coach in the history to reach 150 wins at an institution.

McCallie guided Duke to a 27-6 overall and 15-1 league mark in 2011-12 in a season that featured the loss of starters Richa Jackson and Chloe Wells as well as highly-ranked freshman Amber Henson. For the Blue Devils to win the ACC regular season title outright for the first time since the 2006-07 campaign, advance to the NCAA Elite Eight and net 15 league wins was one of her best coaching jobs in her 20 years. Elizabeth Williams earned National Freshman of the Year and All-America accolades, while Chelsea Gray was an All-America selection as well.

Duke also led the ACC in attendance with a 5,361 per game average in 2011-12.

In 2010-11, McCallie and the Blue Devils netted a 32-4 overall record, marking her second straight 30-win season at the helm at Duke. The Blue Devils posted 10 victories against ranked opponents, including victories against eventual national champion Texas A&M, fourth-ranked Xavier, 10th-ranked Kentucky and 10th-ranked DePaul. Senior Jasmine Thomas earned second team All-America and ACC Tournament MVP honors for the second consecutive year.

McCallie led the Blue Devils to a 17-0 mark at home in Cameron Indoor Stadium, which was just the third undefeated campaign at home in Duke's school

history and the second under Coach P. The 17 wins was also a Blue Devil single-season record.

Duke boasted three student-athletes drafted in the WNBA Draft as Thomas was selected 12th overall to Seattle, while Karima Christmas was the 23rd pick by Washington and Krystal Thomas was the 36th selection by the Seattle Storm.

In 2009-10, McCallie led Duke to both the ACC regular season and ACC Tournament titles, while advancing to the NCAA Elite Eight. Along the way, she also became the first coach in Division I history to be crowned champion in four different conferences, as well as the first coach in NCAA history to garner coach of the year accolades in four different leagues.

During her third season at Duke, Coach P guided the Blue Devils to a 30-6 overall record, both the ACC regular season and tournament titles and advanced to the NCAA Tournament Regional final. The 30-win season for Duke was the

## The Coach P File

### Coaching Honors

#### National Coach of the Year

Associated Press .....	2005
<i>Basketball Times</i> .....	2005
Nike .....	2005

#### Conference Coach of the Year

Atlantic Coast Conference .....	2013, 2012, 2010
Big Ten .....	2005
America East .....	1999
North Atlantic .....	1996, 1995

#### Basketball Coaches Association of Michigan

College Coach of the Year	
Michigan State .....	2005

### Coaching Highlights

NCAA National Championship Game .....	1
..... (2005)	
NCAA Final Four .....	1
..... (2005)	
NCAA Elite Eight .....	5
..... (2005, 2010, 2011, 2012, 2013)	
NCAA Sweet Sixteen .....	7
..... (2005, 2006, 2008, 2010, 2011, 2012, 2013)	
NCAA Tournament Bids .....	18
..... (1995, '96, '97, '98, '99, 2000, '03,	
..... '04, '05, '06, '07, '08, '09, '10, '11, '12, '13, '14)	

### Record Breakdown

Overall .....	518-190 (22 Years)
Record at Duke .....	202-42 (7 Years)
Atlantic Coast Conference .....	89-15 (7 Years)
ACC Tournament .....	15-4 (7 Appearances)
NCAA Tournament .....	26-18 (18 Appearances)
Record at Michigan State .....	149-75 (7 Years)
Big Ten .....	69-45 (7 Years)
Record at Maine .....	167-73 (8 Years)
North Atlantic .....	48-14 (4 Years)
America East .....	61-11 (4 Years)
Home .....	250-54 (22 Years)
Away .....	188-94 (22 Years)
Neutral .....	61-45 (22 Years)

## Accomplishments

- Inducted into the Maine Basketball Hall of Fame in August of 2014.
- Named the ACC Coach of the Year in 2010, 2012 and 2013.
- Led the Blue Devils to the 2010, 2011 and 2013 ACC Championship, which gave Duke the eighth conference title in school history.
- Guided the Blue Devils to at least the share of the ACC regular season title in four straight years from 2010-13.
- Has led Duke to 202 overall wins and 90 league victories in her seven years with the Blue Devils.
- Reached the 500-win mark in 2013, joining a group of 29 active coaches in Division I with at least 500 wins.
- Brought in back-to-back No. 1 classes in 2010 and 2011, while securing the No. 2 class in 2013 and 2014.
- Had four Blue Devils taken in the first round of the WNBA Draft since arriving at Duke, while a total of nine Duke players have been drafted over the last seven years.
- Is the third-quickest NCAA Division I head coach to reach 150 wins at an institution doing so in only 182 games.
- Became the first Division I head coach to win a conference title in four different leagues - ACC, Big Ten, America East, North Atlantic.
- Won 82 games in her first three years at Duke, which is the second-most in NCAA Division I history by a coach in the first three years at a school.
- Is the first Division I head coach to be named conference coach of the year in four different conferences.
- Reached 100 wins at Duke in only 122 games, the second-quickest to ever reach 100 wins at a school.
- Led Duke to its 10th 30-win season out of the last 13 years in 2012-13.
- Became only the second Division I head coach to lead two different programs to 30-win seasons.
- Became only the second Division I head coach to lead two different programs to a No. 1 seed in the NCAA Tournament.
- Won 341 games in the last 13 seasons.
- Is one of only three Division I head coaches to guide three different programs to the NCAA Tournament.
- Coach P is one of only four head coaches in Division I history to lead three different programs to 25 or more wins in a single season.
- Won a gold medal as coach of the 2006 U20 National team and the 2007 U21 World Championship team.
- In 2005, led MSU to the Big Ten regular season and tournament championships and the NCAA National Championship game.

eighth over the last 10 years as McCallie became just the second Division I coach to lead two different programs to 30-win campaigns.

The Blue Devils knocked off eight ranked teams under Coach P's guidance in 2009-10, while junior Jasmine Thomas earned All-America honors and was a finalist for National Player of the Year. Senior Joy Cheek became the 14th player drafted in Duke's history as she was taken with the 35th overall selection by the Indiana Fever.

During McCallie's first three years, she registered 82 victories marking the second-most wins by a head coach in the first three years at a school.

In 2008-09, McCallie led Duke to its 11th straight 25-win season, an appearance in the ACC Tournament Championship game as well as a No. 1 seed in the 2009 NCAA Tournament. Under Coach P's direction, the Blue Devils compiled a 14-0 record in Cameron Indoor Stadium, marking only the second time in school history the program has gone undefeated at home.

Duke collected wins over eight nationally ranked opponents including Stanford, Tennessee, North Carolina, Maryland and Florida State. The Blue Devils' undefeated home record was supported by an average of 6,655 fans, the second-highest average in school history, and Duke ended the season ranked No. 11 nationally in average attendance. The program continued its streak of NCAA Tournament appearances in 2008-09 under McCallie as Duke was selected to the "Big Dance" for the 15th consecutive time and the seventh time in school history as a No. 1 seed. McCallie coached seniors Chante Black and Abby Waner, who were selected in the WNBA Draft, becoming the 12th and 13th players drafted in Blue Devil history. Black and Waner were selected No. 10 and No. 21, respectively, in the WNBA Draft in April by the Connecticut Sun and New York Liberty.

In her first season with the Blue Devils in 2007-08, McCallie led Duke to its 10th straight 25-win season with an appearance in the ACC Championship game and a trip to the NCAA Tournament Sweet 16 in Oklahoma City, Okla., which marked the 11th consecutive appearance in the regional semifinals for the program. The NCAA Tournament appearance was its 14th straight and 15th overall tournament bid for the Blue Devils.

McCallie coached Duke's 11th player drafted to the WNBA as Wanisha Smith was selected in the second round (27th overall) by the New York Liberty. Duke also saw a rise in attendance in McCallie's first season. The Blue Devils received a national ranking in attendance for the year of No. 10 while averaging a school-record 6,755 fans in 13 home contests.

McCallie has made her presence felt in the Durham and neighboring communities as well as on campus. She has been the keynote speaker for the Durham Sports Club, Durham Chamber of Commerce - Professional Women's Network, the Duke Club of Washington, D.C., Special Olympics, N.C. High School Coaches Association, Hospice, the Hays Barton United Methodist Church and the Raleigh Sports Club. She participated in a panel discussion on campus for Women at Duke. She has also participated in the Duke Children's Hospital Radiothon as well as being a spokeswoman for Duke Women's Health. McCallie also took part in the fourth annual 4Kay Golf outing this past year in Greensboro, N.C. A huge advocate for youth development, McCallie and the Duke women's basketball team have developed a relationship with a local non-profit organization, The Emily K Center, by participating in after school leadership programs. In addition, Duke hosted the 2010 Jimmy V Women's Basketball Classic as part of Jimmy V Week, an initiative that benefits the V Foundation for Cancer Research.

In addition to being the national chairperson for the Duke Cancer Fund, Coach P and the Blue Devils have community partnerships in the surrounding area they help with each year -- Duke Cancer Institute, The Ronald McDonald House, Duke Children's Hospital, Duke Women's Health and the Emily Krzyzewski Center -- while also participating in other activities to help the community.

Coach P created the "Choice Not Chance" kids club whose philosophy focuses on making the correct choices in life. The philosophy is widely used by McCallie, her staff and players, who are very active in the community speaking about "CNC." In its inaugural year the program received memberships of over 100 children who are entering the eighth grade or under.

Coach P added another author to her already impressive resume in 2012 as she published the book "Choice Not Chance." Over her 22-year coaching career, McCallie has developed and refined the "Choice Not Chance" philosophy that focuses teaching her players and kids at large how to think and focus on making correct choices in life. Choice Not Chance highlights the lessons she has learned throughout her life such as "Going against the grain," "Never become satisfied," and "Enjoying the prospect of getting better daily."

With a foreword by Duke head men's basketball coach Mike Krzyzewski, the

book has received acclaim from other public figures including Hall of Fame women's basketball coach Joe Ciampi, two U.S. Senators and Duke University Vice President and Director of Athletics Kevin White.

Another tradition introduced in McCallie's first season was the Coach P radio show, a first for the women's basketball program at Duke. The show is hosted by Morgan Patrick on 620 AM The Bull, and performed live once a month at NOSH in Durham, often among standing room only attendance. During the broadcast, fans have the opportunity to ask Coach P about upcoming games and events involving the Duke women's basketball team.

In October 2008, embracing McCallie's vision, the program launched its first ever True Blue Golf Classic. The Duke University Golf Club played host to 112 golfers in an effort to raise money for the program. From the success of the 2008 Classic, the last five classics featured a sell-out group of participants tee off.

Coach P has an undying passion to develop people into winners. She is only one of four coaches who have taken three different programs to the NCAA Tournament. McCallie is also one of two coaches to guide her teams to a No. 1 seed in the NCAA Tournament at two different schools. She has three National Championship game appearances in her career and has been named conference coach of the year five times. Coach P has coached 12 players who have received All-America honors. In her 22-year head coaching career, her teams have reached 20 wins 18 times.

Player development is a key component to Coach P's philosophy. During McCallie's career she has seen 11 of her former players go on to play professionally. Seven players have been first round WNBA Draft picks: Cindy Blodgett, Kristin Haynie, Elizabeth Shimek, Chante Black, Jasmine Thomas, Chelsea Gray and Tricia Liston. In the WNBA offseason, these players, as well as Joy Cheek, Bridgette Mitchell, Kathleen Scheer, Shay Selby, Carrem Gay, Lindsay Bowen, Kelli Roehrig and Lorenda Haynes have enjoyed an overseas experience playing in countries such as Israel, Australia, Russia, Greece, France and Denmark. Coach P does not only produce great professional players, she also prepares players to be great coaches. Niya Butts, a former assistant coach at Michigan State under McCallie, is currently the head coach at the University of Arizona. Seven others are head coaches at the D-I level -- Katie Abrahamson-Henderson (Albany), Felisha Legette-Jack (Buffalo), Janel Burgess (Grand Valley State), Semeka Randall (Alabama A&M), Darren Bennett (Skidmore), Candice Jackson (College of Charleston) and Julie Veilleux (Colby College).

With Team USA, McCallie coached the FIBA U-21 World Championship team in Moscow, Russia from June 29 - July 8, 2007, where she led the USA squad to an 8-0 record and won the gold medal. Her team of college stars, including former Blue Devil Abby Waner, captured nine USA Basketball U-21 records by registering a 30.0 point average margin of victory, scoring 93 points per game, netting the highest three-point percentage and field goals during the championship. Defensively, three players sit atop the blocked shots charts and four out of five of the top rebounders were members of this team. Over the summer of 2006, McCallie guided the USA Basketball U-20 team to a 5-0 record and a gold medal in the FIBA Americas Championships in Mexico City. The squad outscored its opponents by an average of 62 points per game and set 28 USA Basketball U-20 records in the event including most points averaged, highest field goal percentage and most field goals and three-pointers made. For her team's accomplishments, McCallie was named USA Basketball Developmental Coach of the Year.

Prior to coming to Duke, McCallie spent seven years at Michigan State University. While piloting the Spartans to a nationally elite level, McCallie, the 2005 Associated Press Coach of the Year, guided the Spartans to their first ever NCAA Final Four and national championship game appearance as well as their first ever NCAA Elite Eight and repeat Sweet Sixteen appearances, the programs' second Big Ten regular season title and first ever Big Ten Tournament Championship in 2005. Under McCallie, the program collected four consecutive 20-win seasons and an 81-23 record over her final three years in East Lansing. The Spartans also posted a school-record four straight appearances in the NCAA Tournament.

In 2005, Michigan State advanced to its first national championship game after earning the program's first No. 1 seed in the NCAA Tournament. That record-setting team won 33 games (10 more than the previous record), won 14 Big Ten contests, shared just its second Big Ten regular-season championship, won its first Big Ten Tournament title, finished 13-0 at home, achieved a school-record 17-game win streak and beat 13 nationally-ranked teams. Over her seven-year stint in East Lansing, the Spartans also defeated 25 ranked opponents.

For her efforts, McCallie was named 2005 National Coach of the Year by the Associated Press, Basketball Times and Nike, as well as being voted Big Ten Coach of the Year by the league's media members. It marked the first time an MSU women's

## McCallie Coaching Tree

Katie Abrahamson-Henderson - Head Coach - Albany  
Assistant coach under McCallie at Michigan State from 2000-02

Niya Butts - Head Coach - Arizona  
Assistant coach with McCallie from 2002-03 at Michigan State

Felisha Legette-Jack - Head Coach - Buffalo  
Assistant coach with McCallie from 2000-02 at Michigan State

Janel Burgess - Head Coach - Grand Valley State  
Assistant coach at Maine in 1999-2000 and at Michigan State from 2000-04 under McCallie

Semeka Randall - Head Coach - Alabama A&M  
Assistant coach with McCallie from 2005-07 at Michigan State

Darren Bennett - Head Coach - Skidmore  
Assistant coach with McCallie from 2003-04 at Michigan State

Julie Veilleux - Head Coach - Colby College  
Letterwinner at Maine under McCallie in 1999-2000

Candice Jackson - Head Coach - College of Charleston  
Assistant Coach at Duke under McCallie from 2011-14  
Letterwinner at Michigan State under McCallie in 2000-04

Cindy Blodgett - Assistant Coach - Boston University  
Four-time letterwinner who led the NCAA in scoring her sophomore and junior years at Maine under McCallie

Joy Cheek - Assistant Coach - Ohio State  
Played under McCallie at Duke from 2008-10  
Assistant coach under McCallie at Duke from 2011-13

Wanisha Smith - Assistant Coach - Longwood College  
Played at Duke under McCallie in 2007-08

Darin Thrun - Assistant Coach - Saginaw Valley State  
Manager under McCallie at Michigan State from 2003-06

Kristin Haynie - Assistant Coach - Central Michigan  
Four-year letterwinner at Michigan State under McCallie

Rene Hayes - Assistant Coach - Duke  
Four-year letterwinner at Michigan State under McCallie

Bridgette Mitchell - Assistant Coach - Siena College  
Three-year letterwinner at Duke under McCallie

Lindsay Bowen - Assistant Coach - Florida International  
Four-year letterwinner at Michigan State under McCallie

Julie Pagel-Dombroski - Assistant Coach - Oakland  
Four-year letterwinner at Michigan State under McCallie

Sarah Smoak - Assistant Coach - Coastal Carolina  
Staff member under McCallie at Duke

Mike Pott - Assistant Coach - IUSB  
Student Assistant at Michigan State under McCallie

Cetera Washington - Assistant Coach - Western Michigan  
Four-year letterwinner at Michigan State under McCallie

Ed Scott - Director of Euro League - Spain  
Worked at Michigan State under Michigan

Morgan Oliver - Director of Basketball Operations - Elon  
Student Manager at Duke from 2010-13



## Coach P Year-by-Year

Year.....	Team.....	Overall Record .....	League Record ....	Postseason
		(Winning %)	(Winning %)	
1992-93	Maine	9-20 (.310)	4-10 (.286)	North Atlantic Tournament Runner-up
1993-94	Maine	20-7 (.741)	12-2 (.857)	North Atlantic Regular-Season Champion
1994-95	Maine	24-6 (.800)	14-2 (.875)	*North Atlantic Champion/NCAA Tournament
1995-96	Maine	27-5 (.844)	18-0 (1.000)	*North Atlantic Champion/NCAA Tournament
1996-97	Maine	22-8 (.733)	17-1 (.944)	*America East Champion/NCAA Tournament
1997-98	Maine	21-9 (.700)	13-5 (.722)	America East Tourn. Champ/NCAA Tournament
1998-99	Maine	24-7 (.774)	17-1 (.944)	America East Regular-Season Champion/NCAA Tournament Second Round
1999-2000	Maine	20-11 (.645)	14-4 (.778)	NCAA Tournament
2000-01	Mich. State	10-18 (.357)	4-12 (.250)	N/A
2001-02	Mich. State	19-13 (.594)	6-10 (.375)	WNIT Semifinals
2002-03	Mich. State	17-12 (.586)	10-6 (.625)	NCAA Tournament
2003-04	Mich. State	22-9 (.710)	10-6 (.625)	NCAA Tournament Second Round
2004-05	Mich. State	33-4 (.892)	13-2 (.867)	*Big Ten Champion/NCAA Tournament National Finalist
2005-06	Mich. State	24-10 (.706)	11-5 (.688)	NCAA Tournament Sweet 16
2006-07	Mich. State	24-9 (.727)	13-3 (.813)	NCAA Tournament Second Round
2007-08	Duke	25-10 (.714)	10-4 (.714)	NCAA Tournament Sweet 16
2008-09	Duke	27-6 (.818)	11-3 (.786)	NCAA Tournament Second Round
2009-10	Duke	30-6 (.833)	12-2 (.857)	*ACC Champion/NCAA Tournament Elite Eight
2010-11	Duke	32-4 (.889)	12-2 (.857)	*ACC Champion/NCAA Tournament Elite Eight
2011-12	Duke	27-6 (.818)	15-1 (.938)	ACC Regular Season Champion/NCAA Tournament Elite Eight
2012-13	Duke	33-3 (.917)	17-1 (.944)	*ACC Champion/NCAA Tournament Elite Eight
2013-14	Duke	28-7 (.800)	12-4 (.750)	NCAA Tournament Second Round

\*Regular season and tournament

**Career Total (22 Years):..... 518-190 (.732) ..... 267-87 (.754) ..... 18 NCAA Tournament Appearances; Eight Conference Championships**  
**Duke (7 Years): ..... 202-42 (.828) ..... 89-17 (.840) ..... Seven NCAA Tournament Appearances; Three ACC Championships**  
**Michigan St. (7 Years):..... 149-75 (.665) ..... 69-45 (.605) ..... Five NCAA Tournament Appearances; One Big Ten Championship**  
**Maine (8 Years): ..... 167-73 (.695) ..... 109-25 (.813) ..... Six NCAA Tournaments; Two America East Tournament & Two North Atlantic Champ.**

basketball coach was named national coach of the year and the second time a Spartan head coach earned the conference's coach of the year award. McCallie was also named the 2005 Basketball Coaches Association of Michigan College Coach of the Year.

Under McCallie, Michigan State saw its fan base increase dramatically as well, including a 78 percent rise since her arrival. The team set season attendance records in four out of her final five seasons, including a school-record average of 6,787 fans in 2005-06, which ranked 10th nationally. The Spartans were ranked second in attendance in the Big Ten and ninth nationally during McCallie's final season with an average of 6,646 fans a game. At the time of McCallie's departure from MSU, all of the Spartan top 15 single-game crowds in program history came during Coach P's tenure, including a school-record 14,066 against Ohio State in a nationally televised game on Feb. 20, 2005. Prior to her arrival at MSU, the women's basketball program averaged only 1,506 fans per game in 1999-2000.

During her eight-year career at Maine, McCallie guided the Black Bears to seven straight 20-win campaigns, including a 20-11 overall record (in 1999-2000) and their sixth-straight NCAA Tournament appearance. She was named coach of the year on three occasions, twice in the North Atlantic Conference (1995 and 1996) and once in the America East (1999). For her efforts, Maine honored her in 2009 with a banner as one of its top coaches in school history.

While at Maine, McCallie organized an event called "Realizing the Dream; Celebrating Women in Athletics" that featured speakers Dr. Donna Lopiano and Sheryl Swoopes. During the 1997-98 season, Dana Rae Warren filmed a documentary of the Maine women's basketball season. McCallie was inducted into the New England Basketball Hall of Fame in 2004. In October of 2005, she was inducted into the Maine Sports Legends Hall of Honor as well as the Maine Sports Hall of Fame in June of 2008 and the University of Maine Athletics Hall of Fame in October of 2009. Over the summer of 2014, McCallie was also inducted into the inaugural class of the Maine Basketball Hall of Fame.

Prior to becoming head coach at Maine in 1992-93, McCallie was an assis-

## The McCallie Family

The McCallie family not only emphasizes education to the young women on the Duke team, but their own accomplishments further demonstrate their commitment to academics. Head coach Joanne P. McCallie holds a bachelor's degree in political science from Northwestern and a master's degree from Auburn in business administration.

John McCallie, Ph.D, Joanne's husband, is currently a professor at the University of North Carolina at Chapel Hill. But it should come as no surprise that the McCallies are well-educated, as the name McCallie has long been synonymous with the word "education." The McCallie School is a college preparatory school for boys located on Missionary Ridge near Chattanooga, Tenn. It was founded in 1905 by Spencer Jamagin McCallie and James Park McCallie, the grandfather and great-uncle, respectively, of John McCallie.

The McCallie School accepts young men with above average to exceptional academic abilities, and those students matriculate at some of the best colleges and universities in the nation. In recent years, the school has been recognized for its innovative educational programs and its overall standards of excellence. Recently, the *Atlanta Journal/Constitution* called McCallie "one of the leading secondary educational institutions in the United States."

In addition, John McCallie's great-aunt, Grace McCallie, was one of three founders of the Girls Preparatory School in 1906, also in Chattanooga. The school prepares girls for college through academic training, and instills in them high principles of honesty, integrity and consideration for others.

tant coach at Auburn from 1988-92. As the team's primary recruiter, she helped sign the fourth-ranked class in the nation in 1990-91 and the 16th-ranked class in the nation in 1991-92. While at Auburn, McCallie and the Tigers appeared in two national championship games and made an appearance in the NCAA Elite Eight.

A native of Brunswick, Maine, McCallie owns a career mark of 518-190 during her 22-year stint as a head coach at Maine, Michigan State and Duke. As a coach and player, she has led her teams to 16 conference titles, 23 NCAA Tournament appearances, 10 NCAA Sweet 16 appearances, eight NCAA Elite Eight appearances, three NCAA Final Four appearances and three NCAA Championship game appearances.


The former Joanne Palombo played her collegiate basketball at Northwestern from 1984-87. She still ranks seventh in Wildcat history with 378 career assists. As a senior, she was an All-Big Ten honorable mention selection and helped lead the Wildcats to the second round of the NCAA Tournament. McCallie also was named Academic All-Big Ten First-Team as a senior.

McCallie graduated from Northwestern in 1987 with a degree in political science and earned a master's degree in business administration from Auburn in 1990.

The McCallie family includes husband John, daughter Madeline (Maddie - 20) and son John Wyatt (Jack - 14). Maddie will be a junior on the women's basketball team at Elon in 2014-15, after transferring from the Miami of Ohio. The family resides in Durham, N.C.

## What Does the P Stand For?

Those who have not known Joanne P. McCallie long may wonder why her players and those who know her well call her "Coach P." The "P" stands for Palombo, her maiden name. McCallie is proud of her Italian heritage, and early in her career found many similarities between herself and coaching legend Jim Valvano. She reasoned that if there could be a "Jimmy V", why not a "Joanne P?" Therefore, during her years as Joanne Palombo, she became known as "Coach P," and after her marriage to John McCallie, she decided to keep the "P" as a middle initial. But old habits die hard, so players, coaches, staff members and friends continue to refer to her simply as "Coach P."



**The McCallie Family**



## Coach P Versus the Opponents

Opponent	Record	Result
Alabama	3-2	W, 92-57, 11/17/13 (H) W, 79-61, 3/19/02 (H) L, 53-54, 12/10/00 (A) L, 43-79, 11/25/95 (N) W, 75-73, 1/5/95 (H)
Albany	2-0	W, 80-51, 12/19/13 (H) W, 83-48, 12/9/10 (H)
Alcorn State	1-0	W, 73-41, 3/19/05 (N)
Arizona	1-0	W, 72-60, 3/21/04 (N)
Arizona State	1-0	W, 67-59, 3/25/08 (N)
Arkansas State	2-0	W, 70-59, 11/20/01 (A) W, 76-50, 11/17/00 (H)
Auburn	2-0	W, 73-50, 11/18/11 (H) W, 75-62, 11/18/10 (A)
Austin Peay	1-0	W, 83-42, 3/22/09 (N)
Baylor	0-2	L, 48-51, 3/29/10 (N) L, 62-84, 4/5/05 (N)
Boise State	0-1	L, 53-87, 12/11/93 (N)
Boston College	9-5	W, 78-57, 1/12/14 (H) W, 80-56, 1/27/13 (H) W, 90-53, 1/6/13 (A) W, 71-62, 2/9/12 (A) W, 66-53, 2/13/11 (H) L, 57-61, 2/4/10 (A) W, 69-58, 2/9/09 (H) W, 51-41, 2/7/08 (A) W, 82-78 OT, 11/21/04 (H) L, 61-63, 11/18/00 (H) L, 54-81, 12/28/99 (N) L, 56-83, 11/15/99 (H) W, 55-49, 11/28/93 (H) L, 65-80, 12/1/92 (A)
Boston University	14-4	W, 73-52, 3/9/00 (N) W, 54-40, 2/24/00 (A) W, 53-46, 12/11/99 (H) W, 92-61, 2/6/99 (A) W, 75-59, 1/5/99 (H) L, 77-94, 2/12/98 (A) W, 80-58, 1/2/98 (H) W, 75-49, 2/21/97 (A) W, 89-42, 1/4/97 (H) W, 77-51, 2/22/96 (H) W, 57-55, 12/7/96 (A) W, 71-56, 3/7/95 (N) W, 77-56, 2/11/95 (H) L, 72-75, 1/26/95 (A) W, 70-62, 2/12/94 (A) W, 66-43, 1/27/94 (H) L, 57-64, 2/13/93 (H) L, 52-61, 1/28/93 (A)
Brown	1-0	W, 82-68, 11/29/96 (H)
Brigham Young	2-0	W, 61-55, 11/11/11 (A) W, 69-54, 11/13/10 (H)
Bucknell	2-0	W, 92-49, 12/21/07 (H) W, 68-51, 11/17/06 (H)
Buffalo	2-1	W, 50-42, 11/16/01 (H) W, 77-66, 12/14/95 (H) L, 47-50, 12/28/93 (A)
California	2-0	W, 70-58, 11/10/13 (A) W, 77-63, 12/2/12 (H)
Cal. St. Northridge	1-0	W, 73-69 OT, 12/22/06 (A)
Central Conn. State	3-0	W, 77-42, 11/20/04 (H) W, 60-59, 1/11/94 (H) W, 79-52, 2/4/93 (A)
Central Michigan	3-1	W, 97-64, 11/29/13 (N) W, 75-50, 12/30/05 (H) W, 81-52, 12/20/00 (H) L, 56-81, 1/2/93 (A)
Chicago State	2-0	W, 101-52, 11/26/00 (N) W, 90-31, 12/12/93 (H)
Charlotte	2-0	W, 61-55, 11/27/10 (A) W, 90-31, 12/12/93 (N)
Cincinnati	2-0	W, 77-61, 12/4/04 (A) W, 55-43, 12/29/03 (H)

Clemson	8-0	W, 78-51, 2/6/14 (A) W, 60-46, 1/24/13 (V) W, 82-45, 1/10/13 (H) W, 81-37, 1/27/12 (A) W, 92-37, 1/23/11 (H) W, 67-41, 1/7/10 (A) W, 77-53, 2/13/09 (H) W, 83-54, 2/13/08 (A)
Columbia	2-0	W, 85-52, 12/1/95 (H) W, 60-42, 1/7/94 (A)
Connecticut	1-9	L, 61-83, 12/17/13 (H) L, 49-79, 1/21/13 (A) L, 45-61, 1/30/12 (H) L, 45-70, 3/29/11 (N) L, 51-87, 1/31/11 (A) L, 48-81, 1/18/10 (H) L, 48-74, 11/25/07 (N) W, 67-51, 12/29/04 (A) L, 70-98, 2/16/98 (A) L, 75-105, 3/16/95 (A)
CSU Bakersfield	1-0	W, 97-63, 12/21/12 (N)
Dartmouth	3-0	W, 71-55, 12/12/94 (H) W, 60-56, 1/31/94 (A) W, 60-59 OT, 1/26/93 (H)
Davidson	1-0	W, 74-68, 11/22/03 (H)
Dayton	0-1	L, 57-61, 12/17/00 (A)
Delaware	16-2	W, 69-58, 3/18/07 (H) W, 74-66, 3/10/00 (N) L, 79-84 OT, 1/27/00 (H) W, 73-58, 1/4/00 (A) W, 77-66, 2/18/99 (A) W, 81-51, 1/22/99 (H) W, 98-73, 2/8/98 (H) W, 78-66, 1/10/98 (A) W, 102-54, 2/13/97 (H) W, 89-47, 1/18/97 (A) W, 90-48, 2/9/96 (H) W, 78-61, 1/2/96 (A) W, 74-67, 2/24/95 (A) W, 95-63, 1/15/95 (H) W, 82-53, 2/25/94 (H) W, 53-51, 1/16/94 (A) W, 58-53, 2/26/93 (A) L, 53-56, 1/17/93 (H)
Denver	1-0	W, 57-37, 11/11/07 (A)
DePaul	2-1	L, 65-74, 3/23/14 (H) W, 70-63, 3/27/11 (N) W, 87-76, 3/14/02 (H)
Detroit	6-0	W, 77-52, 12/7/05 (H) W, 73-64, 12/11/04 (A) W, 64-41, 1/12/04 (H) W, 72-49, 1/12/03 (H) W, 62-61, 11/28/01 (A) W, 76-63, 11/30/00 (H)
Drexel	17-2	W, 92-64, 2/20/00 (H) W, 67-55, 1/21/00 (A) W, 72-52, 1/30/99 (H) W, 75-50, 1/9/99 (A) W, 84-59, 3/5/98 (H) W, 86-66, 2/19/98 (H) L, 64-69, 1/22/98 (A) W, 110-68, 3/5/97 (N) W, 94-56, 1/24/97 (H) W, 55-45, 12/7/96 (A) W, 88-51, 3/3/96 (N) W, 78-47, 2/4/96 (A) W, 107-53, 1/14/96 (H) W, 83-64, 2/26/95 (A) W, 87-63, 1/13/95 (H) L, 71-72, 2/27/94 (H) W, 79-52, 1/14/94 (A) W, 66-53, 2/28/93 (A) W, 56-50, 1/15/93 (H)
Duke	0-1	L, 61-86, 3/26/06 (N)
East Carolina	1-0	W, 92-70, 12/27/97 (N)
Eastern Illinois	1-0	W, 85-45, 12/9/04 (H)
Eastern Michigan	1-1	W, 79-62, 11/28/03 (H) L, 59-66, 12/3/00 (N)
Florida International	0-1	L, 56-69, 11/24/01 (A)

Florida State	10-1	Wot, 85-77, 1/23/14 (A) W, 72-66, 3/9/13 (N) W, 61-50, 2/22/13 (H) W, 67-57, 2/12/12 (A) W, 73-66, 1/13/12 (H) W, 87-70, 1/14/11 (A) W, 73-43, 1/29/10 (H) W, 75-57, 3/7/09 (N) L, 75-82, 1/29/09 (A) W, 81-67, 3/7/08 (N) W, 70-38, 1/11/08 (H)
Fresno State	1-0	W, 82-68, 11/23/02 (H)
Gardner-Webb	1-0	W, 97-31, 11/25/11 (N)
George Washington	0-2	L, 65-68, 11/22/96 (A) L, 67-83, 3/15/96 (A)
Georgia	1-2	L, 61-64, 12/17/02 (A) W, 70-49, 1/5/02 (H) L, 68-79 OT, 11/27/99 (H)
Georgia Southern	1-0	W, 69-42, 11/19/09 (H)
Georgia State	1-0	W, 49-36, 1/2/94 (H)
Georgia Tech	10-0	W, 82-52, 3/7/14 (N) W, 64-47, 1/5/14 (A) W, 85-52, 12/6/12 (H) W, 79-62, 1/18/12 (A) W, 74-66, 3/5/11 (N) W, 69-32, 1/21/11 (H) W, 67-55, 3/6/10 (N) W, 64-50, 2/19/10 (A) W, 60-34, 1/25/09 (H) W, 73-47, 1/24/08 (A)
Gonzaga	1-0	W, 60-45, 11/26/05 (N)
Hampton	2-0	W, 67-51, 3/24/13 (H) W, 72-37, 3/20/10 (H)
Hartford	15-4	L, 51-53, 11/21/08 (N) W, 58-45, 12/9/06 (N) W, 68-51, 2/3/00 (A) W, 76-67 OT, 1/8/00 (H) W, 79-56, 2/25/99 (H) W, 66-42, 1/19/99 (A) L, 67-74, 2/26/98 (A) W, 63-57, 1/13/98 (H) L, 58-70, 1/30/97 (A) W, 92-57, 1/7/97 (H) W, 80-69, 3/5/96 (N) W, 75-62, 2/15/96 (A) W, 90-41, 1/30/96 (H) W, 91-44, 2/16/95 (H) W, 97-52, 1/21/95 (A) W, 67-50, 2/17/94 (H) W, 70-66, 1/22/94 (A) L, 63-66, 2/18/93 (A) W, 51-50, 1/23/93 (H)
Hofstra	14-1	L, 53-57, 11/22/06 (H) W, 75-60, 2/18/00 (H) W, 72-68 OT, 1/23/00 (A) W, 69-57, 3/4/99 (N) W, 78-57, 2/1/99 (H) W, 58-56, 1/11/99 (A) W, 91-83, 2/21/98 (H) W, 72-42, 1/24/98 (A) W, 84-51, 1/26/97 (H) W, 65-61, 12/5/96 (A) W, 87-54, 2/2/96 (A) W, 89-54, 1/12/96 (H) W, 78-67, 3/5/95 (N) W, 82-57, 2/2/95 (H) W, 89-59, 1/9/95 (A)
Houston	3-0	W, 84-68, 12/28/07 (A) W, 68-55, 11/26/06 (A) W, 76-53, 12/17/05 (H)
Houston Baptist	1-0	W, 104-35, 11/13/09 (A)
Illinois	9-7	L, 46-56, 2/22/07 (A) W, 80-70, 2/4/07 (H) W, 57-51, 2/5/06 (A) W, 72-61, 1/19/06 (H) W, 61-50 OT, 3/4/05 (N) W, 68-59, 2/6/05 (H) W, 62-42, 1/19/05 (A) W, 58-56, 1/29/04 (A)

		L, 65-75, 2/24/03 (H) W, 70-57, 3/16/02 (A) W, 62-57, 2/9/02 (H) L, 66-72, 1/13/02 (A) L, 50-52, 2/18/01 (A) L, 59-72, 1/14/01 (H) L, 67-72, 3/3/00 (N) L, 66-86, 1/30/00 (A)	Massachusetts	2-1	L, 56-64, 12/2/98 (A) W, 82-68, 12/4/97 (H) W, 70-56, 11/15/95 (H)	L, 54-64, 2/28/10 (A) W, 79-51, 2/8/10 (H) W, 81-79, 3/1/09 (H) L, 60-75, 2/9/09 (A) L, 73-86, 3/9/08 (N) L, 51, 82, 3/2/08 (A) L, 76-93, 2/4/08 (H) L, 57-62, 3/18/00 (N) L, 52-68, 12/28/96 (N)		
Indiana	8-4	W, 64-56 OT, 1/4/07 (A) W, 74-49, 12/28/06 (H) W, 65-59, 1/29/06 (H) W, 52-40, 1/30/05 (A) W, 60-51 OT, 2/29/04 (A) W, 59-41, 1/2/04 (H) W, 64-53, 1/26/03 (A) W, 70-44, 1/16/03 (H) L, 55-67, 2/3/02 (A) L, 47-50, 12/30/01 (H) L, 50-52, 2/11/01 (H) L, 54-71, 12/31/00 (A)	MD-Eastern Shore	1-0	W, 79-44, 2/24/93 (H)	UNC Charlotte	2-0	W, 57-44, 11/23/09 (H) W, 72-55, 11/24/95 (N)
Indiana State	1-0	W, 85-66, 11/24/06 (H)	Memphis	0-1	L, 56-59, 11/30/02 (A)	UNC Greensboro	1-0	W, 84-39, 11/18/07 (H)
Iona	1-0	W, 100-31, 11/18/12 (H)	Mercer	2-0	W, 81-62, 11/29/02 (N) W, 71-59, 11/25/94 (H)	UNC Wilmington	1-0	W, 107-45, 12/20/11 (H)
Iowa	9-6	W, 71-47, 12/4/08 (H) W, 67-57, 1/21/07 (H) W, 83-63, 1/14/07 (A) W, 79-58, 3/3/06 (N) W, 73-71, 2/16/06 (H) L, 64-75, 1/9/06 (A) W, 67-50, 2/17/05 (A) W, 68-56, 1/9/05 (H) W, 81-54, 3/5/04 (N) L, 67-78, 2/1/04 (H) W, 68-58, 2/27/03 (A) L, 59-69, 2/20/02 (H) L, 55-75, 1/24/02 (A) L, 47-50, 2/22/01 (A) L, 56-71, 2/1/01 (H)	Miami (Fla.)	7-2	W, 76-75, 1/30/14 (A) L, 65-69, 2/28/13 (A) W, 82-43, 1/31/13 (H) W, 74-64, 2/24/12 (H) W, 82-58, 2/3/11 (H) W, 69-72, 1/14/10 (A) W, 73-58, 1/9/09 (H) W, 84-72, 1/5/08 (A) L, 70-92, 12/28/97 (A)	N.C. Central	2-0	W, 117-28, 12/28/09 (H) W, 82-29, 1/3/08 (H)
James Madison	3-1	W, 75-58, 11/30/10 (A) W, 79-65, 12/18/09 (H) W, 85-62, 11/28/97 (H) L, 63-69, 11/24/96 (A)	Miami (Ohio)	0-1	L, 84-86, 11/24/02 (H)	N.C. State	8-3	W, 83-70, 2/20/14 (H) W, 79-65, 3/8/13 (N) W, 67-57, 1/13/13 (A) L, 73-75, 3/2/12 (N) W, 83-59, 1/8/12 (H) W, 65-64, 1/23/11 (A) W, 70-60, 3/7/10 (N) W, 70-39, 2/11/10 (H) W, 61-58, 1/19/09 (A) L, 64-89, 3/13/98 (A) L, 75-80, 12/28/94 (N)
Kansas	1-0	W, 73-40, 11/30/13 (N)	Michigan	11-2	W, 71-54, 11/28/12 (A) W, 60-45, 12/7/08 (H) W, 66-48, 1/18/07 (A) W, 68-42, 2/23/06 (A) W, 77-44, 1/1/06 (H) W, 77-34, 2/23/05 (H) W, 70-60, 1/2/05 (A) W, 59-54, 2/12/04 (A) W, 67-33, 1/18/04 (H) W, 82-55, 2/16/03 (A) W, 73-56, 1/30/03 (H) L, 45-58, 1/2/02 (A) L, 49-58, 1/25/01 (H)	Northeastern	14-6	W, 55-53, 2/26/00 (A) L, 45-55, 12/8/99 (H) L, 55-57, 3/6/99 (N) L, 68-74, 2/4/99 (A) W, 71-55, 11/20/98 (H) W, 77-70, 3/6/98 (N) W, 70-56, 2/14/98 (A) W, 81-54, 11/23/97 (H) W, 88-36, 2/23/97 (A) W, 72-48, 1/2/97 (H) W, 69-49, 2/24/96 (H) W, 81-49, 2/10/95 (A) W, 70-59, 3/11/95 (N) W, 79-65, 2/9/95 (H) W, 75-71, 1/28/95 (A) W, 58-56, 2/10/94 (A) L, 57-63 OT, 1/29/94 (H) W, 44-43, 3/12/93 (N) L, 51-57, 2/11/93 (H) L, 43-45, 1/30/93 (A)
Kent State	2-1	W, 55-48, 12/6/03 (A) W, 85-72, 12/3/02 (H) L, 62-63, 1/3/94 (N)	Michigan State	0-1	L, 49-63, 3/24/09 (N)	Northern Illinois	0-1	L, 56-63, 11/26/94 (H)
Kentucky	3-1	W, 69-61, 12/22/13 (A) L, 65-72, 12/8/11 (A) W, 54-48, 1/4/11 (H) W, 67-63, 3/20/06 (A)	Middle Tenn. State	1-0	W, 92-78, 12/28/98 (N)	Northwestern	10-1	W, 68-63, 2/15/07 (H) W, 55-48, 2/8/07 (H) W, 79-59, 2/2/06 (A) W, 101-40, 2/3/05 (H) W, 70-46, 2/8/04 (H) W, 67-57 OT, 1/22/04 (A) W, 75-43, 3/2/03 (H) L, 46-52, 1/2/03 (A) W, 75-58, 1/27/02 (H) W, 77-68, 2/15/01 (A) W, 66-50, 12/16/99 (H)
Long Island	1-0	W, 55-33, 12/3/93 (H)	Minnesota	11-2	W, 77-68, 3/2/07 (N) W, 57-50, 2/25/07 (H) W, 84-61, 2/9/06 (H) L, 58-71, 1/15/06 (A) W, 55-49, 3/7/05 (N) W, 79-48, 2/10/05 (A) W, 62-49, 1/16/05 (H) W, 72-69, 1/25/04 (A) W, 74-71, 1/23/03 (H) W, 80-72, 2/24/02 (A) L, 69-70, 1/7/02 (H) W, 58-50, 2/25/01 (H) W, 66-65, 1/7/01 (A)	Northern Illinois	0-1	L, 56-63, 11/26/94 (H)
Louisiana State	1-3	W, 60-52, 3/22/10 (H) L, 50-65, 12/17/06 (H) L, 52-72, 12/28/05 (H) L, 79-88, 3/15/97 (A)	Mississippi	0-2	L, 72-77 OT, 11/28/98 (H) L, 50-64, 12/6/92 (N)	Northwestern State	0-1	L, 54-77, 12/4/93 (H)
Loyola (Ill.)	1-0	W, 72-54, 12/18/94 (H)	Missouri State	0-1	L, 62-64, 12/5/99 (A)	Notre Dame	2-5	L, 53-69, 3/9/14 (N) L, 70-81, 2/23/14 (A) L, 67-88, 2/2/14 (H) L, 76-87, 4/2/13 (N) L, 54-56, 11/26/11 (N) W, 82-73 OT, 12/2/04 (A) W, 92-63, 11/26/03 (H)
Maine	2-0	W, 75-34, 12/21/09 (A) W, 98-31, 11/16/08 (H)	Monmouth	2-0	W, 73-32, 12/30/12 (H) W, 60-52, 11/23/01 (N)	Oakland	2-0	W, 88-77, 12/5/02 (A) W, 55-53, 12/5/01 (H)
Manhattan	0-1	L, 47-52, 1/9/94 (A)	Murray State	1-0	W, 78-57, 3/23/08 (N)	Ohio	1-0	W, 82-61, 12/5/98 (N)
Marquette	3-0	W, 78-61, 11/24/13 (A) W, 74-43, 11/27/09 (N) W, 65-63, 12/2/01 (N)	Nebraska	1-0	W, 53-45, 3/31/13 (N)	Ohio State	7-10	W, 83-67, 12/3/09 (H) W, 62-59, 2/18/07 (A) L, 64-68, 3/5/06 (N) L, 38-69, 2/20/06 (A) L, 65-67, 1/22/06 (H) W, 66-64, 2/20/05 (H) L, 54-68, 1/6/05 (A) L, 53-72, 2/15/04 (H) W, 55-47, 1/15/04 (A) L, 55-71, 3/7/03 (N)
Marist	1-0	W, 71-66, 3/21/11 (H)	New Hampshire	14-3	W, 70-60, 2/12/00 (H) W, 74-71, 1/15/00 (A) W, 83-58, 2/14/99 (H) W, 71-57, 1/16/99 (A) L, 65-75, 2/1/98 (H) W, 75-61, 1/17/98 (A) W, 81-70, 2/9/97 (H) W, 101-90, 1/11/97 (A) W, 71-56, 1/28/96 (A) W, 80-64, 1/20/96 (H) W, 92-77, 3/1/95 (A) W, 78-49, 2/4/95 (H) W, 72-64, 3/2/94 (H) W, 64-60, 2/5/94 (A) W, 59-55, 3/6/93 (N) L, 38-58, 3/1/93 (A) L, 63-68, 2/7/93 (H)			
Maryland	10-8	W, 84-63, 2/17/14 (H) W, 75-59, 2/24/13 (A) W, 71-56, 2/11/13 (H) L, 61-63, 2/19/12 (A) W, 80-72, 1/22/12 (H) L, 47-69, 2/17/11 (A) W, 71-64, 1/6/11 (H) W, 66-64, 3/5/10 (N) W, 71-59, 2/21/10 (H) W, 58-57, 1/24/10 (A) L, 89-92, 3/8/09 (N) L, 59-77, 2/22/09 (A) W, 68-65, 1/12/09 (H) W, 74-63, 3/8/08 (N) L, 69-76, 2/17/08 (H) L, 70-85, 1/14/08 (A) L, 57-97, 1/6/07 (A) L, 61-75, 11/25/05 (N)	North Carolina	10-10	W, 66-61, 3/8/14 (N) L, 60-64, 3/2/14 (A) L, 78-89, 2/10/14 (H) W, 92-73, 3/10/13 (N) W, 65-58, 3/3/13 (H) W, 84-63, 2/3/13 (A) W, 69-63, 2/26/12 (A) W, 96-56, 2/6/12, (H) W, 81-66, 3-6-11 (N) W, 66-58, 2/27/11 (H) L, 60-62, 2/7/11 (A)			

		W, 65-64, 2/13/03 (H)		W, 75-50, 11/15/10 (H)		W, 92-70, 3/8/97 (H)
		L, 65-70, 1/9/03 (A)		W, 78-72, 12/6/09 (H)		W, 84-70, 2/1/97 (A)
		L, 82-89 OT, 2/28/02 (N)		W, 97-89, 12/19/08 (A)		W, 77-54, 1/21/97 (H)
		W, 64-49, 1/17/02 (A)	South Florida	3-0	W, 89-52, 11/15/07 (N)	W, 88-55, 3/9/96 (N)
		L, 48-52, 3/1/01 (N)		W, 79-71, 12/3/06 (H)	W, 87-66, 2/18/96 (H)	W, 86-67, 1/16/96 (A)
		W, 62-60, 1/4/01 (H)		W, 81-66, 12/10/05 (A)	W, 69-62, 2/18/95 (H)	L, 73-80, 1/19/95 (A)
		L, 64-93, 11/17/95 (A)	St. Bonaventure	3-0	W, 94-67, 11/27/98 (H)	W, 69-57, 2/19/94 (A)
Oklahoma	2-0	W, 94-85, 12/8/13 (A)		W, 73-62, 1/2/95 (A)	W, 52-40, 1/20/94 (H)	W, 83-65, 2/26/10 (H)
		W, 80-60, 12/21/05 (A)		W, 60-52, 12/29/93 (A)	L, 45-62, 3/13/93 (A)	W, 76-53, 3/6/09 (N)
Oklahoma State	4-2	W, 68-59, 3/26/13 (H)	St. Francis (Pa.)	1-0	W, 71-62, 11/26/99 (H)	W, 81-67, 2/5/09 (H)
		W, 73-45, 12/12/10 (A)	St. John's	2-0	W, 60-42, 12/9/12 (N)	W, 78-70, 2/24/08 (H)
		W, 77-68, 11/14/08 (H)		W, 74-47, 3/24/12 (N)	W, 74-70, 1/19/14 (A)	W, 77-33, 2/14/13 (A)
		L, 60-62, 12/2/03 (A)	St. Peter's	0-1	L, 55-65, 12/9/92 (A)	W, 58-26, 1/16/13 (H)
		W, 91-39, 12/29/02 (H)	Stanford	3-2	L, 69-81, 3/26/12 (N)	W, 67-45, 2/15/12 (H)
		L, 64-75, 11/30/96 (H)		L, 55-71, 12/15/09 (A)	W, 61-34, 1/15/11 (A)	W, 90-40, 2/20/11 (H)
Old Dominion	1-1	W, 87-63, 1/2/14 (H)		W, 56-52, 12/16/08	W, 57-43, 1/16/11 (A)	W, 65-53, 2/14/10 (A)
		L, 62-72, 3/14/99 (N)		W, 76-69, 3/29/05 (N)	W, 65-53, 1/21/10 (H)	W, 62-46, 2/19/09 (H)
Oregon	0-1	L, 54-65, 3/23/02 (A)		W, 60-58, 3/12/99 (N)	W, 57-52, 1/16/08 (A)	W, 72-60, 2/22/08 (A)
Penn State	4-11	L, 84-86, 12/2/07 (A)	Syracuse	1-0	W, 86-53, 1/9/14 (A)	W, 85-50, 2/1/08 (H)
		W, 76-49, 2/1/07 (H)	TCU	1-2	L, 75-80, 11/28/04 (N)	L, 36-50, 11/25/00 (N)
		L, 58-69, 1/25/07 (A)		L, 47-50, 3/23/03 (N)	W, 74-70, 1/19/14 (A)	W, 71-56, 2/27/14 (H)
		W, 75-53, 1/5/06 (H)		W, 96-47, 1/1/95 (H)	W, 81-70, 2/17/13 (H)	W, 73-44, 1/13/13 (A)
		W, 83-76, 2/6/05 (H)	Temple	6-0	W, 65-54, 12/30/11 (A)	W, 75-42, 2/2/11 (H)
		L, 56-73, 1/23/05 (A)		W, 71-64, 12-30-10 (H)	W, 76-58, 1/6/12, (A)	W, 79-50, 3/4/11 (N)
		L, 54-58, 3/7/04 (N)		W, 70-62, 12/31/09 (A)	W, 82-39, 2/11/11 (A)	W, 65-51, 1/10/10 (H)
		L, 51-63, 2/26/04 (H)		W, 87-52, 1/5/09 (H)	W, 83-50, 2/25/09 (A)	W, 71-36, 2/10/08 (H)
		L, 62-64, 1/4/04 (A)		W, 64-53, 11/23/07 (N)	W, 71-36, 2/10/08 (H)	L, 62-69, 12/29/96 (N)
		L, 60-64, 2/9/03 (H)		W, 78-40, 11/23/03 (H)	W, 87-45, 3/22/14 (H)	W, 59-73, 12/28/95 (A)
		L, 70-75, 1/19/03 (A)	Tennessee	2-2	W, 62-54, 2/16/09 (A)	W, 84-61, 11/20/05 (H)
		L, 59-62 OT, 2/14/02 (A)		L, 64-67, 1/28/08 (H)	W, 80-48, 2/11/96 (H)	W, 81-67, 1/4/96 (A)
		W, 66-62, 1/20/02 (H)		L, 55-83, 11/24/05 (N)	W, 81-67, 1/4/96 (A)	W, 81-67, 1/4/96 (A)
		L, 58-64, 2/8/01 (H)		W, 68-64, 4/3/05 (N)	W, 80-48, 2/11/96 (H)	W, 80-48, 2/11/96 (H)
		L, 49-97, 1/28/01 (A)	Texas	0-1	L, 61-80, 3/23/04 (A)	W, 81-67, 1/4/96 (A)
Pepperdine	2-0	W, 82-64, 12/4/05 (H)	Texas A&M	1-2	W, 61-58, 12/6/10 (H)	W, 81-67, 1/4/96 (A)
		W, 71-55, 12/17/03 (A)		L, 77-95, 11/15/09 (A)	L, 63-77, 3/30/08 (N)	W, 81-67, 1/4/96 (A)
Pittsburgh	4-0	W, 111-67, 1/26/14 (H)		L, 63-77, 3/30/08 (N)	W, 62-56, 12/19/04 (H)	W, 81-67, 1/4/96 (A)
		W, 92-43, 12/4/11 (H)		W, 62-56, 12/19/04 (H)	W, 72-49, 12/13/03 (A)	W, 73-44, 1/13/13 (A)
		W, 93-55, 11/24/10 (A)		L, 55-58, 11/26/02 (H)	L, 55-58, 11/26/02 (H)	W, 75-42, 2/2/11 (H)
		W, 51-49, 12/8/07 (N)		W, 51-45, 1/29/00 (H)	W, 51-45, 1/29/00 (H)	W, 76-58, 1/6/12, (A)
Presbyterian	1-0	W, 84-45, 11/17/12 (H)		W, 74-62, 1/2/00 (A)	W, 74-62, 1/2/00 (A)	W, 79-50, 3/4/11 (N)
Providence	4-0	W, 88-63, 1/3/10 (H)		W, 93-64, 2/20/99 (A)	W, 93-64, 2/20/99 (A)	W, 82-39, 2/11/11 (A)
		W, 66-49, 12/31/08 (A)		W, 72-48, 1/24/99 (H)	W, 72-48, 1/24/99 (H)	W, 65-51, 1/10/10 (H)
		W, 73-54, 12/20/02 (A)		W, 84-52, 2/6/98 (H)	W, 84-52, 2/6/98 (H)	W, 83-50, 2/25/09 (A)
		W, 64-47, 12/21/01 (H)		W, 72-52, 1/8/98 (A)	W, 72-52, 1/8/98 (A)	W, 71-36, 2/10/08 (H)
Purdue	6-8	W, 99-78, 12/5/13 (H)		W, 99-57, 3/2/97 (N)	W, 99-57, 3/2/97 (N)	L, 62-69, 12/29/96 (N)
		W, 64-53, 12/1/11 (H)		W, 86-55, 2/15/97 (H)	W, 86-55, 2/15/97 (H)	W, 87-45, 3/22/14 (H)
		W, 53-41, 11/22/07 (N)		W, 110-72, 1/16/97 (A)	W, 110-72, 1/16/97 (A)	W, 59-73, 12/28/95 (A)
		L, 61-64, 3/4/07 (N)		W, 80-48, 2/11/96 (H)	W, 80-48, 2/11/96 (H)	W, 84-61, 11/20/05 (H)
		W, 54-52, 2/11/07 (A)		W, 81-67, 1/4/96 (A)	W, 81-67, 1/4/96 (A)	W, 80-54, 11/20/11 (A)
		L, 60-70, 1/11/07 (H)		W, 81-67, 1/4/96 (A)	W, 81-67, 1/4/96 (A)	W, 82-55, 11/21/10, (H)
		L, 53-73, 1/26/06 (A)	Tulane	0-1	L, 76-85, 12/29/98 (A)	W, 70-47, 11/26/09 (N)
		W, 71-58, 1/26/05 (H)	UC Santa Barbara	2-0	W, 69-45, 12/20/06 (A)	W, 59-56, 11/28/08 (A)
		L, 56-59, 2/22/04 (A)		W, 86-55, 11/18/05 (H)	L, 66-73, 12/14/96 (A)	W, 76-64, 01/29/98 (H)
		L, 67-77, 1/8/04 (H)		W, 47-43, 12/19/03 (H)	L, 57-78, 12/04/98 (N)	L, 61-68, 12/29/99 (N)
		L, 60-65, 2/20/03 (A)	UCLA	2-0	W, 67-63, 11/17/01 (H)	W, 61-68, 12/29/99 (N)
		W, 67-62, 1/6/03 (H)		W, 67-63, 11/17/01 (H)	W, 61-59, 3/21/05 (N)	W, 74-60, 12/05/00 (H)
		L, 82-66, 2/1/02 (H)	USC	2-1	W, 75-50, 11/15/10 (H)	W, 68-53, 12/15/01 (A)
		L, 34-57, 1/18/01 (A)		L, 60-66, 12/4/95 (H)	W, 76-64, 01/29/98 (H)	W, 65-46, 3/18/06 (A)
Quinnipiac	1-0	W, 78-50, 12/28/08 (H)	USC Upstate	2-0	W, 123-40, 11/14/13 (H)	W, 59-51, 12/2/10 (A)
Rhode Island	5-1	W, 67-40, 11/29/06 (H)		W, 93-35, 12/11/11 (H)	W, 123-40, 11/14/13 (H)	W, 53-47, 2/12/06 (H)
		W, 52-48, 12/19/99 (A)		W, 65-49, 11/19/06 (H)	W, 93-35, 12/11/11 (H)	W, 69-63, 1/12/06 (A)
		W, 76-53, 12/11/98 (H)	UT Arlington	1-0	W, 90-45, 3/19/11 (H)	W, 56-46, 12/31/06 (H)
		W, 91-55, 12/21/97 (A)	UT Martin	1-0	W, 90-45, 3/19/11 (H)	W, 84-60, 2/13/05 (A)
		W, 78-56, 12/22/96 (H)	Utah	1-0	W, 56-54, 11/26/04 (N)	W, 72-47, 1/13/05 (H)
		L, 51-62, 12/12/92 (H)	Utah Valley	1-0	W, 95-61, 12/18/07 (H)	W, 58-43, 2/5/04 (H)
Rice	1-0	W, 70-51, 1/11/00 (H)	Valparaiso	1-1	W, 90-45, 11/23/12 (H)	W, 58-43, 2/6/03 (A)
Rutgers	2-3	W, 49-44, 12/6/07 (H)		L, 72-73, 1/3/93 (N)	W, 85-57, 12/21/04 (H)	L, 78-86, 1/10/02 (H)
		L, 57-70, 3/20/07 (N)		W, 88-69, 11/21/13 (H)	L, 50-77, 3/11/00 (A)	W, 58-57, 1/30/02 (A)
		L, 63-57, 1/28/07 (A)		W, 96-80, 3/20/12 (A)	L, 53-63, 3/2/00 (H)	L, 56-72, 1/11/01 (H)
		W, 73-71, 1/7/06 (H)		L, 55-68, 11/28/07 (A)	L, 55-62, 2/5/00 (A)	L, 49-69, 2/4/01 (A)
		L, 43-71, 12/27/92 (A)		W, 76-64, 3/27/05 (N)	W, 66-61, 3/5/99 (A)	L, 80-97, 11/29/97 (H)
Samford	2-0	W, 82-47, 3/18/12 (N)	Vanderbilt	3-1	W, 80-59, 2/10/99 (H)	W, 82-59, 2/10/99 (H)
		W, 63-35, 12/8/00 (A)		W, 62-58, 1/27/99 (A)	W, 62-58, 1/27/99 (A)	W, 82-59, 2/10/99 (H)
San Diego State	1-0	W, 66-58, 3/27/10 (N)		W, 81-80, 3/7/98 (N)	W, 81-80, 3/7/98 (N)	W, 46-45, 12/21/10 (H)
San Francisco	1-0	W, 66-55, 12/29/94 (N)		L, 68-73, 2/4/98 (H)	L, 68-73, 2/4/98 (H)	
Santa Clara	2-0	W, 81-59, 11/27/04 (N)		W, 86-78, 12/14/97 (A)	W, 86-78, 12/14/97 (A)	
		W, 73-69, 12/27/95 (N)				
Siena	1-0	W, 86-41, 12/20/08 (N)				
Southern	1-0	W, 93-52, 11/22/08 (N)				
Southern California	4-0	W, 75-60, 12/22/12 (A)				

**America East Conference**

Opponent	GP	W	L
Albany	2	2	0
Hartford	19	15	4
Maine	2	2	0
New Hampshire	17	14	3
Vermont	23	15	8
<b>Total</b>	<b>63</b>	<b>48</b>	<b>15</b>

**American Athletic Conference**

Opponent	GP	W	L
Cincinnati	2	2	0
Connecticut	10	1	9
East Carolina	1	1	0
Houston	3	3	0
Memphis	1	0	1
South Florida	3	3	0
Temple	6	6	0
Tulane	1	0	1
<b>Total</b>	<b>27</b>	<b>16</b>	<b>11</b>

**Atlantic Coast Conference**

Opponent	GP	W	L
Boston College	14	9	5
Clemson	8	8	0
Duke	1	0	1
Florida State	11	10	1
Georgia Tech	10	10	0
Miami (Fla)	9	7	2
North Carolina	20	10	10
N.C. State	11	8	3
Notre Dame	7	2	5
Pittsburgh	4	4	0
Syracuse	1	1	0
Virginia	8	8	0
Virginia Tech	14	13	1
Wake Forest	11	10	1
<b>Total</b>	<b>129</b>	<b>102</b>	<b>27</b>

**Atlantic Sun Conference**

Opponent	GP	W	L
USC Upstate	2	2	0
<b>Total</b>	<b>2</b>	<b>2</b>	<b>0</b>

**Atlantic 10 Conference**

Opponent	GP	W	L
Davidson	1	1	0
Dayton	1	0	1
G. Washington	2	0	2
Massachusetts	3	2	1
Rhode Island	6	5	1
St. Bonaventure	3	3	0
<b>Total</b>	<b>16</b>	<b>11</b>	<b>5</b>

**Big East Conference**

Opponent	GP	W	L
DePaul	3	2	1
Marquette	3	3	0
Providence	4	4	0
Saint John's	2	2	0
Villanova	1	1	0
Xavier	3	3	0
<b>Total</b>	<b>16</b>	<b>15</b>	<b>1</b>

**Big South Conference**

Opponent	GP	W	L
Gardner-Webb	1	1	0
<b>Total</b>	<b>1</b>	<b>1</b>	<b>0</b>

**Big Ten Conference**

Opponent	GP	W	L
Illinois	16	9	7
Indiana	12	8	4
Iowa	15	9	6
Maryland	18	10	8
Michigan	13	11	2
Michigan State	1	0	1
Minnesota	13	11	2
Northwestern	11	10	1
Ohio State	17	7	10
Penn State	15	4	11
Purdue	14	6	8
Rutgers	5	2	3
Wisconsin	13	9	4
<b>Total</b>	<b>163</b>	<b>96</b>	<b>67</b>

**Big 12 Conference**

Opponent	GP	W	L
Baylor	2	0	2
Kansas	1	1	0
Oklahoma	2	2	0
Oklahoma State	6	4	2
TCU	3	1	2
Texas	1	0	1
<b>Total</b>	<b>15</b>	<b>8</b>	<b>7</b>

**Big West Conference**

Opponent	GP	W	L
CSU Northridge	1	1	0
UCSB	2	2	0
<b>Total</b>	<b>3</b>	<b>3</b>	<b>0</b>

**Big South Conference**

Opponent	GP	W	L
Winthrop	1	1	0
<b>Total</b>	<b>1</b>	<b>1</b>	<b>0</b>

**Colonial Conference**

Opponent	GP	W	L
Delaware	18	16	2
Drexel	19	17	2
Hofstra	15	14	1
James Madison	4	3	1
Northeastern	20	14	6
Towson	11	11	0
UNC Wilmington	1	1	0
<b>Total</b>	<b>88</b>	<b>76</b>	<b>12</b>

**Conference USA**

Opponent	GP	W	L
UNC Charlotte	2	2	0
Florida Int'l	1	0	1
Middle Tenn. St.	1	1	0
Old Dominion	2	1	1
Rice	1	1	0
Western Ky.	8	5	3
<b>Total</b>	<b>15</b>	<b>10</b>	<b>5</b>

**Horizon League**

Opponent	GP	W	L
Detroit	6	6	0
Oakland	2	2	0
Valparaiso	2	1	1
Wis.-Green Bay	2	2	0
Wis.-Milwaukee	1	1	0
<b>Total</b>	<b>13</b>	<b>12</b>	<b>1</b>

**Ivy League**

Opponent	GP	W	L
Brown	1	1	0
Columbia	2	2	0
Dartmouth	3	3	0
<b>Total</b>	<b>6</b>	<b>6</b>	<b>0</b>

**Metro Atlantic Conference**

Opponent	GP	W	L
Manhattan	1	0	1
Marist	1	1	0
Monmouth	2	2	0
Quinnipiac	1	1	0
Siena	1	1	0
St. Peter's	1	0	1
<b>Total</b>	<b>7</b>	<b>5</b>	<b>2</b>

**Mid-American Conference**

Opponent	GP	W	L
Buffalo	3	2	1
Central Michigan	4	3	1
Eastern Michigan	2	1	1
Kent State	3	2	1
Miami (Ohio)	1	0	1
Northern Illinois	1	0	1
Ohio	1	1	0
Toledo	2	1	1
<b>Total</b>	<b>17</b>	<b>10</b>	<b>7</b>

**Mid-Eastern Conference**

Opponent	GP	W	L
Hampton	2	2	0
MD-East. Shore	1	1	0
N.C. Central	2	2	0
<b>Total</b>	<b>5</b>	<b>5</b>	<b>0</b>

**Missouri Valley Conference**

Opponent	GP	W	L
Indiana State	1	1	0
Loyola (Ill.)	1	1	0
Missouri State	1	0	1
<b>Total</b>	<b>3</b>	<b>2</b>	<b>1</b>

**Mountain West Conference**

Opponent	GP	W	L
Boise State	1	0	1
Fresno State	1	1	0
San Diego State	1	1	0
<b>Total</b>	<b>3</b>	<b>2</b>	<b>1</b>

**Northeast Conference**

Opponent	GP	W	L
Central Conn. St.	3	3	0
Long Island	1	1	0
St. Francis (Pa.)	1	1	0
<b>Total</b>	<b>5</b>	<b>5</b>	<b>0</b>

**Ohio Valley Conference**

Opponent	GP	W	L
Austin Peay	1	1	0
Eastern Illinois	1	1	0
Murray State	1	1	0
UT Martin	1	1	0
<b>Total</b>	<b>4</b>	<b>4</b>	<b>0</b>

**Pacific-12 Conference**

Opponent	GP	W	L
Arizona	1	1	0
Arizona State	1	1	0
California	2	2	0
Oregon	1	0	1
USC	3	2	1
Stanford	5	3	2
UCLA	2	2	0
Utah	1	1	0
Washington	1	0	1
<b>Total</b>	<b>17</b>	<b>12</b>	<b>5</b>

**Patriot Conference**

Opponent	GP	W	L
Boston U.	18	14	4
Bucknell	2	2	0
<b>Total</b>	<b>20</b>	<b>16</b>	<b>4</b>

**Southeastern Conference**

Opponent	GP	W	L
Alabama	5	3	2
Auburn	2	2	0
Georgia	3	1	2
Kentucky	4	3	1
LSU	4	1	3
Mississippi	2	0	2
Tennessee	4	2	2
Texas A&M	3	1	2
Vanderbilt	4	3	1
<b>Total</b>	<b>31</b>	<b>16</b>	<b>15</b>

**Southern Conference**

Opponent	GP	W	L
Georgia So.	1	1	0
Mercer	2	2	0
UNCG	1	1	0
Samford	2	2	0
West. Carolina	1	0	1
<b>Total</b>	<b>7</b>	<b>6</b>	<b>1</b>

**Southland Conference**

Opponent	GP	W	L
Houston Baptist	1	1	0
Northwest. St.	1	0	1
Texas A&M-CC	1	1	0
<b>Total</b>	<b>3</b>	<b>2</b>	<b>1</b>

**Southwestern Conference**

Opponent	GP	W	L
Alcorn St.	1	1	0
Southern	1	1	0
<b>Total</b>	<b>2</b>	<b>2</b>	<b>0</b>

**Summit Conference**

Opponent	GP	W	L
Denver	1	1	0
<b>Total</b>	<b>1</b>	<b>1</b>	<b>0</b>

**Sun Belt Conference**

Opponent	GP	W	L
Arkansas State	2	2	0
Georgia State	1	1	0
UT Arlington	1	1	0
<b>Total</b>	<b>4</b>	<b>4</b>	<b>0</b>

**West Coast Conference**

Opponent	GP	W	L
Brigham Young	2	2	0
Gonzaga	1	1	0
Pepperdine	2	2	0
San Francisco	1	1	0
Santa Clara	2	2	0
<b>Total</b>	<b>8</b>	<b>8</b>	<b>0</b>

**Western Athletic Conference**

Opponent	GP	W	L
Chicago State	2	2	0
Utah Valley	1	1	0
<b>Total</b>	<b>3</b>	<b>3</b>	<b>0</b>





## Al Brown

### Assistant Coach

Eighth Season at Duke

Purdue, '64

Al Brown enters his 11th season alongside Joanne P. McCallie and eighth on the Duke University staff after being hired on May 2, 2007. Since arriving in the coaching world 36 years ago, Brown has produced numerous winning teams and is widely considered one of the best basketball minds in the game today.

Brown has been a part of three NCAA Championships, four NCAA runner-up teams, eight NCAA Final Four squads and 23 NCAA Tournaments. He has coached men's and women's basketball at 11 different schools including Purdue, Minnesota, Wisconsin, Western Michigan, Ball State, South Carolina, Tennessee, Cleveland State, Michigan State and Duke since taking his first assistant coaching position at Purdue in 1967.

His record in women's basketball speaks for itself as his squads have won 80 percent of their games, advanced to the NCAA Tournament in 18 of 20 years, and won three NCAA titles. Brown has led three teams to the NCAA Championship game a total of seven times and won 80 percent of league contests.

In his seven years with the Blue Devils, Brown coached Chante Black, Krystal Thomas, Kathleen Scheer and Carrem Gay, who are currently playing professionally. Black was taken with the 10th overall pick in the 2009 WNBA Draft by the Connecticut Sun, Gay signed with professional teams in Israel and Switzerland in 2009-10, Scheer was signed by the Bendigo Bank Spirit of the Women's National Basketball League (WNBL) in Australia and Thomas was selected by the Seattle Storm in 2011. He also coached Joy Cheek, who was drafted by the Indiana Fever in 2010 and is now an assistant coach at Ohio State. Brown has helped guide Duke to a 202-42 record in seven years with the Blue Devils, while advancing to the NCAA Tournament all seven years and winning the ACC Championship in 2010, 2011 and 2013.

Since Brown and head coach Joanne P. McCallie have arrived at Duke, nine different Blue Devils have been drafted in the WNBA, which is the most by any Division I institution.

Brown is known for his video breakdowns and opponent analysis, as well as his on-court teaching expertise, which has proven to be a valuable contribution to the success of every basketball team he has coached. He was recognized for his coaching expertise when he was named one of the top assistant coaches in the country in a poll conducted by the Women's Basketball Journal.

He has had an interesting and unique career as he is the only coach in the history of intercollegiate athletics to have played an active role in national championship games in three different sports, including five appearances as a coach in the NCAA Women's Basketball Championship game. Brown is also the only coach to coach men's and women's basketball in the Southeastern Conference and the Big Ten Conference at two different schools in each conference. Also, he is the only coach in college basketball history to coach in the men's (1969, Purdue vs. UCLA) and women's national championship game (Tennessee, 1996-98, 2000; Michigan State, 2005).

Brown has 20 years of college coaching experience in the women's game and 16 years in the men's game. On the men's side, he has coached five teams at two schools in the NCAA Tournament, advancing to the Sweet 16 three times, the Elite Eight twice and the final game once.

Brown was the motivational speaker for the Tennessee football team throughout the 1998 season. Coach Phillip Fulmer, the former head coach at Tennessee, asked him to speak to the team in Tempe, Ariz., before the Fiesta Bowl National Championship game. Brown was on the field in the coaching box during the Vols' victory over Florida State in the title game.

During his seven years in the women's program at Tennessee (1995-2002), the Lady Vols went to the NCAA Final Four five times, playing in the national title game

four times, and won an NCAA record three consecutive national championships (1996-98). Over that seven-year period, the Lady Vols went 224-29, good for an 89 percent winning percentage. He was a part of five consecutive Southeastern Conference championship teams, during which time Tennessee posted a league record of 67-3.

During his first year at Michigan State, the Spartans won the Big Ten regular season and tournament championships, went to the NCAA Championship game for the first time in school history and won a school-record 33 games. During his three years at Michigan State, the squad produced an 81-23 record and advanced to the NCAA Tournament each of those three years. In the Big Ten, the Spartans notched a 38-10 mark and finished no lower than third each year.

A 1964 graduate of Purdue, Brown was a three-year letterwinner on the Boilermaker basketball team before making the switch to the coaching ranks as an assistant coach with his alma mater in 1967. Brown served three seasons at Purdue before moving to Ball State, where he was an assistant for five seasons (1977-1982).

He then spent five years (1982-87) as the head coach at Ball State. His 1986 Cardinal team had a record-setting year, posting 21 wins en route to the Mid-American Conference tournament championship and the school's second berth in the NCAA Tournament. The first time Ball State advanced to the NCAA Tournament was when Coach Brown was an assistant.

After spending the 1987-88 season assisting at Western Michigan, Brown served on the staff at Minnesota for three years (1988-1991), where the Gophers advanced to two NCAA Sweet 16's and one NCAA Elite Eight, before moving on to the men's program at Tennessee for the 1991-92 and 1992-93 seasons.

Coach Brown has recruited and coached some outstanding players. The first Walter Byers Scholarship winner and the 1984 Naismith Award winner, an award given to the best player in the nation under six feet, were two of Brown's recruits. He has coached 10 NBA players and 11 women who are playing in the WNBA, plus numerous players who have played overseas.

Brown and his wife, Karen, have one son, Edwin. Edwin and his wife, Erica, reside in Hopkinton, Mass., with their son, Simon, and daughter, Fiona.

## The Brown File

Place of Birth  
Connersville, Ind.

High School  
Connersville

College  
Purdue, 1964

Coaching Experience  
Women's Assistant Coach  
Duke: 2007-present  
Michigan State: 2004-07  
South Carolina and  
Cleveland State: 2003-04  
Wisconsin: 2002-03  
Tennessee: 1995-2002

Men's Assistant Coach  
Tennessee: 1991-93  
Minnesota: 1988-91  
Western Michigan: 1987-88  
Ball State: 1977-82  
Purdue: 1967-70

Men's Head Coach  
Ball State: 1982-87





## Hernando Planells

### Assistant Coach

Third Season at Duke (Second as Assistant Coach)  
Regis University

Hernando Planells enters his third season on the women's basketball staff and the second as assistant coach for the Blue Devils.

Planells was promoted from director of relations to assistant coach over the summer of 2013 with the departure of Joy Cheek.

He coaches the guards along with Rene Haynes and serves as one of two recruiting coordinators with Haynes.

Since joining the coaching staff, Planells has made an immediate impact landing the No. 2 overall recruiting class in the nation with the addition of McDonald's All-America selections Sierra Calhoun and Lyneé Belton along with Erin Mathias and Azurá Stevens.

Planells has one of the most diverse backgrounds in basketball in both coaching and player development. He has coached at every level including a stint with the Maine Red Claws from 2010-11 of the NBA Development League. Planells has also spoken at coaching clinics and conducts player development camps all over the United States and in countries such as Japan, Philippines, Australia, Switzerland and Taiwan. In 2011, he founded ELITE athlete training, which specialized in personal training and consulting services for athletes. Through his work with ELITE, he trained and assisted over 100 athletes reach their goal of gaining a college scholarship or playing professionally.

From 2005-10, Planells served as a scout for Marty Blake, who is the Director of Scouting for the NBA. In his role as a scout, Planells put together scouting reports evaluating NBA prospects which were circulated to every NBA general manager and player personnel director.

In 2008, Planells returned to the United States after serving as head coach of the Ryukyu Golden Kings, an expansion team that is a part of the BJ League (Basketball Japan). For the 2006-07 season, he served as the head basketball coach for The Hollywood Fame, a team that participated in the American Basketball Association (ABA).

In 2005, Planells was named the first head coach of the Wyoming Golden Eagles out of the All-American Professional Basketball League. At that time, the 28-year-old was the youngest professional basketball coach in the country.

From 2003-05, Planells served as the assistant coach in charge of offense for Citrus College, one of the top community colleges in the state of California. Other coaching stops include a stint as the head varsity coach at Los Angeles High School (1998-2000), Immaculate Heart High School (1996-97) in Tucson, Ariz., and as an assistant at Monrovia High School (1995-96).

His work on the court led him to the "big screen" where he choreographed and consulted on the basketball scenes and training the actors on movies such as "Coach Carter", "The Longest Yard", "Rebound", "Spider-Man 3", "Semi-Pro" and others.

Planells' experience has also led him to work on commercials and print for EA Sports, WNBA, Target, Nissay Insurance (featuring Japanese Basketball superstar Yuta Tabuse) and Li Ning Shoes. He also trained the athletes of "Extreme Dodgeball", the highest rated show on the Game Show Network and has appeared on SPIKE TV's smash hit SLAMBALL as the head coach for the Bouncers.

Planells is a graduate of Regis University. He has a son, Preston (13), and daughter, Gabrielle (10).

## The Planells File

Birthdate  
November 4, 1976

Place of Birth  
Los Angeles, Calif.

High School  
La Canada St. Francis

College  
Regis University

Coaching Experience  
Assistant Coach - Duke University  
(2013-present)  
Head Coach - Ryukyu Golden Kings  
(2007-08)  
Head Coach - Hollywood Fame (ABA)  
(2006-07)  
Head Coach - Wyoming Golden Eagles (AAPBL)  
(2005)  
Associate Head Coach/Recruiting Coordinator -  
Citrus College  
(2003-05)  
Head Coach - Slamball  
(2001-03)



## Rene Haynes

### Assistant Coach

First Season at Duke  
Michigan State, '07

Rene Haynes enters her first season as assistant coach at Duke University, after being reunited with her former Michigan State head coach Joanne P. McCallie this past summer.

Haynes, who spent the past two years as an assistant coach at Western Michigan, will reunite with McCallie after playing for Coach P from 2003-07 with Michigan State. She will coach the guards and assist Hernando Planells on the recruiting trail.

At Western Michigan from 2012-14, Haynes assisted in recruiting, player development, equipment liaison and was the summer camps coordinator for the Broncos. She supported in all areas of recruiting, including unofficial and official visit scheduling and preparation. Haynes worked with the point guards, implementing individual and team workouts, to improve guard production.

In 2011-12, Haynes was a graduate assistant for Florida State University. There, her administration responsibilities consisted of coordinating and directing community relations and outreach projects, managing and organizing team managers and assisting in preparation for unofficial and official visits. Coaching responsibilities consisted of participating in on-campus recruiting, aiding in workout preparation and scouting reports and the director of day camp.

Prior to becoming a graduate assistant at Florida State, Haynes was an assistant women's basketball high school coach for Africentric Early College and head coach for Berwick Alternative Middle School in Columbus, Ohio. There she provided on-floor coaching and individual instruction.

After her collegiate career, Haynes played professionally overseas for Pro Build Lions in Amsterdam, Netherlands (2007-08). There her team was Netherlands Cup Champions, while averaging 18.0 points, 4.0 rebounds and 3.0 steals per game. In 2008-09, Haynes played for the Catz of Lappeenranta, Finland, where her squad finished as League Champions (21-1 record) and tournament runner-up. In 2009-10, Haynes played for FoA in Forssa, Finland, where she was the third leading scorer in the country, averaging 20.5 points, 5.0 rebounds, 3.0 assists and 2.0 steals.

During her time at Michigan State, she made the Big Ten All-Freshman team (2004). Under Coach P in 2005, her team was Big Ten Champions, Big Ten Tournament Champions and advanced to the NCAA Final Four. She was Big Ten Honorable mention in 2005 and in 2006 as the Spartans went to the NCAA Sweet Sixteen.

Haynes was also part of the Big Ten Foreign Tour Team in 2006, where she played with fellow Big Ten players against teams in Norway, Sweden and Denmark. As a senior, Haynes made second team All-Big Ten and All-Big Ten Defensive team (2007). Haynes capped her career ranking third at Michigan State in steals (245), 16th in scoring (1000-point club), 10th in three-point field goals made and 13th in assists. As a captain, she was a member of the winningest senior class in school history with 103 victories.

A Columbus, Ohio, native, Haynes attended The Wellington School for high school. Haynes tallied 2,222 points and 430 steals in her high school career. She currently holds a bachelor in political science from Michigan State University and a master's in sport management from Western Michigan University.

## The Haynes File

Birthdate  
April 20, 1985

Place of Birth  
Columbus, Ohio

High School  
The Wellington School

College  
Michigan State, '07

Coaching Experience  
Assistant Coach - Duke University  
(2014-present)  
Assistant Coach - Western Michigan  
(2012-14)  
Graduate Assistant - Florida State  
(2011-12)  
Assistant Coach - Africentric Early College  
(2011)  
Head Coach - Berwick Alternative Middle School  
(2011)



## **Kate Senger**

### **Director of Basketball Operations**

Eighth Season at Duke  
Michigan State, '04

Kate Senger is in her eighth year on the Duke women's basketball staff as the director of basketball operations after spending two years on the Michigan State staff in a similar position. She served as the Spartan director of basketball operations intern from 2003-04.

Her duties at Duke include monitoring the program budget, scheduling and team travel in addition to assisting with event planning and directing the Duke Girls Basketball Camps.

A 2004 graduate of Michigan State, Senger served as a manager for the women's basketball team as a student from 1999-2003. During the 2003-04 season, she was promoted to Director of Basketball Operations Intern, assisting with various duties pertaining to travel, marketing and promotions, game management and recruiting. She also worked as assistant camp director for MSU's summer camps in 2002 and 2003.

After receiving her degree in kinesiology in 2004 from MSU, she was a Constituent Relations Aid for State Senator Michelle McManus. She was the database manager for more than 700 constituent cases, a legislative aid for the Commerce and Labor committee and a district relations aid, traveling between Lansing, Mich., and her district to attend functions with Senator McManus as her support person.

In the fall of 2004, Senger coached the St. Francis High School freshman girl's basketball team, leading her squad to a 15-3 record.

Senger has also been active in the community, serving as a committee member for the Women Working Wonders-Sparrow Hospital Race, as a panel speaker for the Jackson Area Middle Schools Career Day Fair, a speaker at the Merrick Moore Elementary School Career Day and assisted in organizing and volunteered for the Ramblin' Rose Half Marathon in Durham the last two years.

Originally from Traverse City, Mich., Senger resides in Durham, N.C.



## **Bobby Sorrell**

### **Executive Assistant to the Head Coach**

27th Season at Duke

Bobby Sorrell is in his 27th year with the Duke Athletics Department and is in his 16th year with the women's basketball program. After spending eight years as an administrative assistant under Gail Goestenkors' staff, Sorrell was moved to the executive assistant to the head coach position under head coach Joanne P. McCallie.

Sorrell is responsible for many of the day-to-day happenings of the Duke women's basketball office, including the coordination of coach Joanne P. McCallie's speaking and community schedule, campus recruiting, coaches' travel and recruiting travel as well as assisting with camps and coordinating game-day management.

Sorrell has traveled to four NCAA Final Fours with the Blue Devils in 1999, 2002, 2003 and 2006, while also being a part of eight ACC Championship squads

from 2000-04, 2010, 2011 and 2013.

Prior to working with women's basketball, Sorrell, a native of Durham, worked in the Duke ticket office as an assistant manager for 11 seasons.

He was a member of the Board of Trustees of the Ronald McDonald House of Durham from 2002-10. He is the staff advisor for the Blue Devils vs. Cancer student group.

Sorrell and his wife of 20 years, Tammy, reside in Rougemont, N.C., with their three children, Eliza (19), Sam (16) and Grace (13).



## **Lauren Rice**

### **Video Coordinator**

Ninth Season at Duke  
Duke, '00

After being away from Durham, N.C., for six years, Lauren Rice came back to her alma mater in 2006 and enters her ninth season on the Duke women's basketball staff as the video coordinator.

Rice is responsible for alumni relations, film exchange, scouting, game film breakdown, player development videos, and the production of the team highlight video as well as video production for [www.GoDuke.com](http://www.GoDuke.com). Rice continues to spearhead the True Blue Golf Classic, now in its seventh year. All funds raised in the tournament go to support the Duke women's basketball program.

Rice, a 2000 graduate of Duke with a Bachelor of Arts degree in sociology and history, was a four-year letterwinner and member of Duke's first Final Four team in 1999 and first ACC Championship squad in 2000.

A letterwinner at Duke University from 1997-2000, Rice appeared in 126 contests and as a senior started 32 of 34 games, while averaging 9.6 points, 4.8 rebounds, 3.2 assists and 1.8 steals. She was named to the All-ACC Tournament first team in 2000 and to the ACC Honor Roll in 1998-99.

Prior to her arrival at Duke in 2006, Rice was an assistant coach at the University of South Alabama in 2000-01. Rice then entered the energy field where she served as an Energy Analyst for Prenova, Inc. from 2001-03. During that time, Rice stayed involved with basketball by officiating girl's and boy's junior and senior high basketball games in Atlanta. In 2003, she moved to Pittsburgh and worked as Team Leader for the Customer Relations Department at Strategic Energy. Rice was promoted to Customer Relations Manager in 2005 and served in that capacity until her return to Durham in 2006.

Originally from Peru, Ind., Rice resides in Durham, N.C.



## **Michele Van Gorp** Director of Recruiting Operations

2nd Season at Duke  
Duke University, '99

Michele Van Gorp enters her second season on the Duke women's basketball staff as the Director of Women's Basketball Recruiting Operations.

A 1999 Duke graduate, Van Gorp joined the Blue Devils after spending the 2012-13 season as the Director of Basketball Operations at Georgia Tech. As the Director of Basketball Relations with the Blue Devils, she manages the recruiting database, organizes all on campus recruiting efforts, helps with DWB program marketing and promotion efforts, assists with all DWB social media, coordinates external/community relation events, organizes DWB scout team and other administrative duties.

Van Gorp, who is a native of Macomb, Mich., played her freshman and sophomore years at Purdue University for Lin Dunn before transferring to Duke to play her final two seasons under Gail Goestenkors. At Duke, Van Gorp was a 1999 First Team All-ACC selection and a Kodak All-America. The 6-5 center earned 1999 NCAA Final Four All-Tournament team honors after helping lead the Blue Devils to their first Final Four in San Jose, Calif.

In two years at Duke, Van Gorp played in 68 contests, while starting 58. Van Gorp averaged 16.9 points, 5.5 rebounds and 1.0 blocks as a senior, while hitting 62.0 percent of her field goals. Over her career, she averaged 13.9 points, 48 rebounds and blocked 58 shots. She was a 1999 third team Associated Press All-America.

Following her collegiate career, Van Gorp became the first Blue Devil drafted in the WNBA when the New York Liberty selected her in the second round of the 1999 WNBA Draft. She played six seasons in the WNBA with three teams and played internationally in France, Greece, Italy, Russia and Spain.

Van Gorp is currently working toward her MBA and resides in Durham, N.C.



## **Summer McKeehan** Athletic Trainer

14th Season at Duke  
Utah State, '98

Summer McKeehan joined the Duke staff in July of 2001 and serves as the associate athletic trainer. Her duties include working with the women's basketball program while acting as the insurance coordinator.

McKeehan joined the Blue Devils after serving as a graduate athletic trainer at the University of Utah from 1998-2001. During her time at the University of Utah, she volunteered as the athletic trainer for the Women's Premier Soccer League. Prior to that, she was a volunteer student athletic trainer at United States Naval Academy for four months and a student athletic trainer at Utah State for four years.

Over the summer of 2010 and 2011, McKeehan served as the athletic trainer for the USA Basketball U18 Women's National Team and U19 World Championship team. The U18 squad won the FIBA Americas gold medal and the U19 squad won the World Championship in Chile.

A native of Winston-Salem, N.C., McKeehan earned her bachelor's degree from Utah State in 1998 and her master's degree from the University of Utah in 2001. She has been a member of the National Athletic Trainer's Association since 1998 and the North Carolina Athletic Trainer's Association since 2001.



## **William Stephens** Associate Director/Head Basketball Strength & Conditioning Coordinator

17th Season at Duke  
N.C. Central, '87

Associate Director of Sports Performance William Stephens is in his 17th season with the Duke Athletics program. He is the head sports performance coach for men's and women's basketball.

The 49-year-old is a native of Whiteville, N.C., and a 1987 graduate of N.C. Central University with a degree in criminal justice. He is an accomplished weight-lifter, as he was a three-time state power lifting champion from 1991 to 1993. He also held the state record in the deadlift (661 lbs.) and was a gold medal winner at the World Championships for Law Enforcement in 1994.

A member of the National Strength and Conditioning Association, Stephens has been a certified strength and conditioning specialist (CSCS) since 1996.

Stephens, along with his wife Nancy and son P.J. (17), reside in Morrisville.





## **Jacki Silar**

### **Associate Director of Athletics/ Senior Women's Administrator**

36th Season at Duke

High Point, '74

Jacki Silar was promoted to Senior Associate Director of Athletics on July 1, 2013 and has served as the associate director of athletics for sports programs and senior woman administrator since 1998. Previously, Silar was the assistant athletics director for sports programs/senior woman administrator and also served as the academic coordinator for several Blue Devil squads.

Silar has served the university on a variety of committees including the Harassment Grievance Board, Equity committee, President's Commission on the Status of Women and Campus Culture Initiative Steering Committee.

Silar served on many national committees, including the NCAA Division I Field Hockey Committee and most recently the NCAA Division I Women's Basketball Committee from 2005-2010 and held the role of Chair from 2008-2009.

On the conference level, Silar is a member of the ACC Women's Basketball Committee, Field Hockey Committee, and Awards Committee.

Since Silar was named the school's first senior woman administrator in 1995, Duke's women's teams have advanced to the NCAA Final Four in basketball, lacrosse, field hockey and tennis while the women's golf team captured the 1999, 2002, 2005, 2006, 2007 and 2014 NCAA Championships.

Silar came to Duke in 1979 as the assistant women's basketball coach and served in that role for 12 seasons. In 1981, she added to her basketball coaching responsibilities the role of head field hockey coach for 15 years, while twice earning ACC Coach of the Year and Regional Coach of the Year honors.

A native of Pottstown, Pa., Silar graduated from High Point College in 1974 and was a four-year member of the field hockey and basketball teams. She earned her master's degree in education from the University of North Carolina while serving as the Tar Heels' assistant field hockey coach.



## **Lindy Brown**

### **Associate Sports Information Director**

16th Season at Duke

Western Carolina, '96

Lindy Brown enters his 16th year as a member of the Duke Sports Information Office after joining the department in November of 1999. He spent seven years as an assistant sports information director prior to being promoted to associate SID in the summer of 2006. Brown joined the Blue Devil family after serving as the sports information director/marketing and promotions coordinator at the University of South Carolina Aiken for three years.

A native of Raleigh, N.C., Brown serves as the primary contact for the women's basketball, women's soccer and women's golf teams. His 2001-02 women's basketball media guide placed second nationally in the College Sports Information Directors of America (CoSIDA) publications contest. The contest was for Division I institutions and received 102 entries. His 2006-07 women's basketball guide also placed fifth, while the 2007-08 guide was sixth and the 2008-09 guide was seventh in the CoSIDA contests.

A 1996 graduate from Western Carolina University in Cullowhee, N.C., Brown received a Bachelor of Science degree in sport management and worked in the sports information office during college. Prior to graduating, he performed a marketing and promotions internship for the Western Carolina baseball team.

Brown resides in Raleigh along with his wife, Christine, and their children, Jordan (11) and Olivia (7).



## **Heather Ryan**

### **Executive Director/ Academic Services**

10th Season at Duke

Indiana, '97

Heather Ryan was promoted to the position of Executive Director/Academic Services over the summer of 2014 after serving as the Executive Director of Academic Support, Director of Academic Support and an Academic Coordinator since arriving at Duke in 2005. She joined the Duke staff after serving as the Director of Academic Services in the athletic department at Tulane.

Ryan works with Duke's women's basketball and football programs and coordinates day-to-day support activities in the Johnson-Campbell Academic Support Center.

A native of Goodland, Ind., Ryan received a degree in sports marketing and management in 1997 from Indiana and then obtained a master's degree in college student personnel with an emphasis in counseling and development from Purdue University in 2002.





**2014-15 Managers**

Front Row (Left to Right): Jae Thompson, Abby Hoffman, Lizete Dos Santos, Sonia Xu  
 Back Row (Left to Right): Mari Matthew, Aly Breuer, John Clarke, Nathaniel Brown, Brooke Evans, Erinn Menninger, Carolyn Fishman



**2014-15 Practice Players**

Back Row (Left to Right): Matthew Alston, Joshua Mitchell, David Muoser, Clive Mudanda, Dylan Gambardella, Will Giles, Eric Hirsberg  
 Front Row (Left to Right): Brian McPartland, Chris Yoo, Nicholas Pasley, Adetunji Okunoyade, Jack Livingston  
 Not pictured - Veerain Gupta, John Hyde, James Bradford



**Jeff Au**  
Band Director



**Lee Aldridge**  
Coordinator of Internet Operations



**Sheila Allen**  
Director of Ticket Operations



**Jeremy Anderson**  
Game Operations Assistant



**Jeff Bytomski**  
Team Physician



**Ryan Cakerice**  
Associate Director of Intercollegiate Athletic Facilities & Game Operations



**Ryan Craig**  
Director of Digital Media



**Jennifer Dale**  
Athletics Department  
Travel Coordinator



**Rebecca Fiorentino**  
Blue Devil Network Video Assistant



**Pete Heim**  
Assistant Ticket Manager



**Laura Hettrick**  
Coordinator of Athletic Facilities, Game Operations and Championships



**Laurie Hyland**  
Systems Administrator



**Nicole Jones**  
Associate Director of Marketing & Promotions



**Chad Lampman**  
Director of Video Services



**Kelly Marcolini**  
Assistant Director of Marketing



**David McClain**  
Head Equipment Manager



**Chris Metzloff**  
Multimedia Coordinator



**Kerry Mullenix**  
Director of Athletic Rehabilitation



**Alayne Rusnak**  
Cheerleading Coach



**Chris Ryder**  
Facilities Manager



**Kelsey Schultheis**  
Assistant Equipment Manager



**Debbie Squire**  
Team Physician



**Alison Toth**  
Team Orthopaedic Surgeon





## Kevin M. White

Vice President & Director of Athletics  
Adjunct Professor of Business Administration  
St. Joseph's College, '72

Kevin M. White was named Duke University's vice president and director of athletics on May 31, 2008. He also serves as an adjunct professor of business administration at the university.

White, 63, joined the Duke family after leading Notre Dame's athletics program to success both on the playing fields and in the classroom from 2000-08. He also has held a number of prominent national leadership roles within intercollegiate athletics, including his service in 2006-07 as president of the National Association of Collegiate Directors of Athletics (NACDA) and in 2005-06 as president of the Division I-A Athletic Directors Association. In 2006, White was named the GeneralSports TURF Systems Division I-A Central Region Athletic Director of the Year while at Notre Dame. In 2013, White was named one of four NCAA Football Bowl Subdivision recipients of the Under Armour AD of the Year Award presented by NACDA. White earned multiple awards in 2014, including the National Football Foundation's John L. Toner award and the Sport Business Journal's Athletic Director of the Year award.

Guided by the Strategic Plan that was approved by Duke's Board of Trustees in April of 2008, White made an immediate impact on Duke Athletics. In addition to leading the department to unprecedented success in competition, he reshaped the organization into a more efficient and modern department; strengthened ties to both campus and community constituents through consistent outreach efforts; successfully oversaw Duke's fundraising efforts during an economic downturn; completed partnerships with major corporate entities to enhance revenue streams; commissioned a master facilities plan to position Duke well into the 21st Century; and emphasized a stronger commitment to the university's intramural, club and recreational sports programs.

Since White's arrival, Duke has captured six NCAA Championships – women's tennis in 2009, men's basketball in 2010, men's lacrosse in 2010, 2013 and 2014, and women's golf in 2014 – and 17 ACC titles. On the strength of 20 teams participating in NCAA Championship competition and robust finishes in several sports, Duke ranked ninth in the 2014 Learfield Sports Directors' Cup standings, which determine an institution's all-around strength in intercollegiate athletics. The ninth-place showing marked the 11th consecutive year that Duke has ended among the nation's top 20 programs. In 2011, Duke placed fifth, matching the school's best finish in the rankings and its 1171.50 points earned were the most in program history. In White's six years at Duke, the Blue Devils placed 17th (2009), 10th (2010), fifth (2011), 16th (2012), 12th (2013) and ninth (2014) in the Directors' Cup standings.

Fifty-six Blue Devil teams ranked among the nation's top 10 teams during the past six seasons with 10 – men's basketball (2009, 2010, 2011, 2013), men's lacrosse (2010, 2013, 2014) and women's tennis (2009, 2010, 2014) – reaching No. 1. In all, 95 Blue Devil teams advanced to NCAA postseason competition during White's Duke tenure.

Individually, 213 student-athletes earned All-America, 352 All-ACC and 193 All-Region or District honors the past six years. During White's tenure, Duke boasts 12 NCAA individual champions in Curtis Beach (indoor track and field heptathlon in 2012 and 2014), Juliet Bottorff (outdoor track and field 10k in 2011), Mallory Cecil (women's tennis in 2009), Abby Johnston (three-meter diving in 2011), Nick McCrory (platform diving in 2010, 2011, 2013 and 2014), and Becca Ward (women's fencing, saber in 2009, 2011 and 2012). In 2013-14, Duke celebrated two individual NCAA and 11 individual ACC titles.

Academically, Duke teams continued strong performances under White. In the 2014 spring semester, 25 of 26 Blue Devil varsity teams earned grade point averages of 3.0 or better and more than 86 made the Dean's List, while 474 Duke student-athletes made the All-ACC Honor Roll (led ACC for the 25th time in the last 26 years).

In two key elements in tracking a department's academic success, Duke ranked among the nation's best again. Duke posted a 98% Graduation Success Rate (GSR) and 16 teams achieved a 100% GSR. Also, an ACC-best 15 Blue Devil teams were ranked in the top 10% of their respective sports in the most recent Academic Performance Rate (APR) Report, including the men's basketball and football teams. In the 2013 report, Duke (989) ranked third among all FBS schools, behind only Northwestern (996) and Boise State (993), and eighth among all Division I – FBS and FCS – programs. In all,

Duke totaled the highest APR scores among ACC institutions in 13 of the league's 25 sports – men's basketball (995), football (989), men's golf (1000), men's lacrosse (997), men's soccer (995), men's swimming and diving (1000), men's indoor track and field (1000), men's outdoor track and field (1000), women's golf (1000), women's lacrosse (1000), rowing (1000), volleyball (1000) and wrestling (1000).

Four Duke student-athletes were selected as CoSIDA Academic All-Americans, while 35 others received National Scholar-Athlete or Scholar All-America accolades. In White's six-year tenure, former women's tennis player Parker Goyer won a Rhodes Scholarship (2009), while track and field student-athletes Sally Liu (2009) and Allie Speidel (2011) earned Marshall Scholarships.

Under White, Duke has continued its focus on outreach to the local community. Modeling the NCAA CHAMPS/Life Skills program's commitment to service, learning projects and outreach, over 500 Duke student-athletes across all sports participated in a combined effort of more than 2,000 community service hours during the 2013-2014 academic year.

White's commitment to the overall mission of the university remains clear. In May 2011, Duke Athletics announced that a portion of ticket sales from Blue Devil regular season home sporting events will be directed to the Duke University Libraries. Per White's vision, the Duke Athletics Library Fund has generated significant unrestricted revenue for the Duke University Libraries to support teaching and research across the institution.

In fall of 2012, Duke University announced the \$3.25 billion Duke Forward fundraising campaign for priorities across Duke's 10 schools, Duke Medicine and a range of university programs. Included in the campaign is a \$250 million goal for Duke Athletics to be divided three ways – for facility enhancements and support (\$100 million), endowment income (\$50 million) and operating funds (\$100 million). In 2013-14, several facility projects were initiated or set for execution, including numerous renovations to Wallace Wade Stadium, modifications to the front of Cameron Indoor Stadium, and the new Scott Pavilion, which will house several of Duke Athletics' administrative units, as well as new strength and conditioning and sports medicine areas.

White, who holds a Ph.D. in education, has taught graduate-level classes since 1982 and currently teaches a sports business course in Duke's Fuqua School of Business as part of Duke's MBA program.

In August 2003, SI.com (the Sports Illustrated web site) listed White, then at Notre Dame, third in its rankings of the most powerful people in college football. In January 2004, The Sporting News listed him in its Power 100 as third among five names in the "front office" category (and the lone college athletics director among the 100).

White has served on numerous NCAA committees, including the NCAA Council, formerly the association's highest governing body. In 2012, White was among a select group of college and professional administrators asked to serve on the recently formed Expert Advisory Board for the Knight Commission. Moreover, he was the secretary of NCAA Football, a non-profit corporation acting as the "collective voice to promote college football," and serves on the Black Coaches Association Board of Directors. For several years, he was a representative with the football Bowl Championship Series. In addition, he previously was a member of the Rose Bowl Management Committee while at Arizona State, was an ex-officio member of the Sugar Bowl Committee during his tenure at Tulane and also worked closely with the Fiesta Bowl during his stay in Tempe.

Given his background and success, it is not surprising that 23 current directors of athletics were mentored by White.

Prior to joining Notre Dame in 2000, White served as athletic director at Arizona State University, Tulane University, the University of Maine and Loras College in Iowa, where he originated the National Catholic Basketball Tournament.

Before becoming an administrator, White served as head track and field coach at Southeast Missouri State (1981-82) and assistant cross country and track and field coach at Central Michigan (1976-80). He began his coaching career at Gulf High School in New Port Richey, Fla., coaching cross country and track and assisting in football and wrestling.

White earned his Ph.D. from Southern Illinois University in 1983 with an emphasis on higher education administration. In 1985, he completed postdoctoral work at Harvard University's Institute for Educational Management. He earned his master's degree in athletics administration from Central Michigan University in 1976 and his bachelor's degree in business administration in 1972 from St. Joseph's College in Rensselaer, Ind., where he also competed as a sprinter. Additionally, White was recognized with honorary degrees from Loras College (2012), the United States Sports Academy (2007) and St. Joseph's College (2001).

White and his wife, Jane, a former college track and field coach, have five children and 10 grandchildren.



**Dr. Chris Kennedy**  
Senior Deputy Director of Athletics



**Tom Coffman**  
Deputy Director of Athletics/Development



**Mike Cragg**  
Deputy Director of Athletics/Operations



**Nina King**  
Deputy Director of Athletics/Administration, Legal Affairs and Chief of Staff



**Mitch Moser**  
Deputy Director of Athletics/Chief Financial Officer



**Jacki Silar**  
Senior Associate Director of Athletics/Student-Athlete Welfare/Senior Woman Administrator



**Brad Berndt**  
Senior Associate Director of Athletics/Student Services



**Gerald Harrison**  
Senior Associate Director of Athletics/Internal Affairs



**Jon Jackson**  
Senior Associate Director of Athletics/External Affairs



**Todd Mesibov**  
Associate Director of Athletics/Compliance



**Mike Sobb**  
Associate Director of Athletics/Resource Acquisition



**Leslie Barnes**  
Assistant Director of Athletics/Student-Athlete Development



**Art Chase**  
Assistant Director of Athletics/External Affairs



**Joe Manhertz**  
Assistant Director of Athletics/Iron Dukes Major Gifts



**Gina Rosser**  
Assistant Director of Athletics/Business Operations



**Tony Sales**  
Assistant Director of Athletics/Student-Athlete External Affairs



**Bob Weiseman**  
Assistant Director of Athletics/Athletic Facilities, Game Operations and Championships



**Jack Winters**  
Assistant Director of Athletics/Iron Dukes



**Heather Ryan**  
Executive Director/Academic Services



**Chris Spatola**  
Executive Director/Auxiliary Services



**James Coleman**  
Chairman, Duke Athletic Council



**Martha Putallaz**  
Faculty Athletic Representative



## 2013-14 Season Review

Season Notes .....	56-58
Season Awards.....	58
Results.....	59
Final Statistics .....	60
Miscellaneous Stats.....	61-62
Box Scores .....	63-68

**School Records...****Season Field Goal Percentage**

49.9%

**Season Three-Point Field Goal Percentage**

40.7%

**Season Three-Point Field Goals Made**

87, Tricia Liston

**Career Three-Point Field Goals Made**

252, Tricia Liston

**Career Three-Point Field Goal Percentage**

45.9%, Tricia Liston

**Most Defensive Rebounds in a Game**

15, Haley Peters vs. USC Upstate, 11-14-13

**Most Assists in a Game**

15, Alexis Jones at Florida State, 1-23-14 (tie)

**Most Steals in a Game**

10, Alexis Jones vs. Notre Dame, 2-2-14 (tie)

**Most Charges Taken in a Game**

4, Chelsea Gray vs. Alabama, 11-17-13 (tie)

**Storylines/Other Blue Devil Notes...**

- As a team, Duke took 42 charges on the season.
- With her 108 swats on the season, Elizabeth Williams has totaled over 100 blocks in each of her three seasons.
- The Blue Devils set a new ACC Tournament record for blocked shots with 13 against Georgia Tech in the quarterfinals.
- Tricia Liston broke her own school record for three-pointers made as she drained 87, which snapped her record of 80 from last year.
- The Blue Devils ranked No. 1 in strength of schedule by the Jeff Sagarin/CBN Women's College Basketball Ratings.
- Elizabeth Williams notched more blocks (108) than Duke's opponents (91) on the year.
- Tricia Liston totaled 603 points on the season to rank seventh on the Blue Devil single-season list. Liston became the seventh player in school history to reach the 600-point mark in a season.
- Tricia Liston was one of only two players in the nation that hit over 50.0 percent from the field, 45.0 percent from downtown and 85.0 percent from the free throw line (Haley Seibert, IPFW).
- Haley Peters was named Capital One Academic All-America Third Team, becoming just the fifth Blue Devil in school history to be selected Academic All-America.
- Elizabeth Williams became just the sixth player in ACC history to register 300 blocks. She owns 331 for her career, which ranks third on the league's all-time charts.
- Alexis Jones' 5.3 assist average on the season ranked as the fourth-highest average in school history behind Chelsea Gray's averages of 7.2 (2013-14), 6.1 (2011-12) and 5.4 (2012-13).
- Tricia Liston became just the eighth player in Duke history to score over 1,500 points and pull down over 500 rebounds.
- Haley Peters and Elizabeth Williams were selected to the CoSIDA Academic All-District III first team. Peters earned the honor for the second straight year.
- The Blue Devils posted four wins on the road against ranked opponents, which tied a school record (2006-07, 1998-99).
- The Blue Devils registered their 16th straight 25-win season. The longest streak by other ACC teams is five by Notre Dame. Duke has reached 10 league victories for the 17th straight season. The streak is the longest in the ACC with

the next closest being Miami (3).

- Tricia Liston posted an 85.8 career free throw percentage that ranked second all-time in the ACC to former Duke standout Nicole Erickson (88.0).
- Duke scored 80 or more points in 17 of 35 contests. The Blue Devils have won 40 straight games when scoring 80 or more points, dating back to the 2008-09 campaign.
- For only the second time in school history, Duke featured five players standing 6-3 or taller (1996-97). Duke's nine student-athletes who are 6-0 or taller also ties for the most in Blue Devil history (1998-99, 2000-01, 2005-06).
- The Blue Devils had seven players and three staff associated with the team who have won USA Basketball medals - Oderah Chidom, Rebecca Greenwell, Amber Henson, Alexis Jones, Tricia Liston, Kendall McCravey-Cooper, Elizabeth Williams, head coach Joanne P. McCallie, athletic trainer Summer McKeenan and team doctor Jeff Bytomski.

**On the Duke Single Season Charts...**

Several Blue Devils ranked on the top 10 of the Duke single-season charts. Tricia Liston was seventh in points (603), first in three-point field goals (87), fifth in three-point field goal attempts (181), second in three-point field goal percentage (48.1), 10th in minutes (1098) and sixth in 20+ point scoring games (16). Elizabeth Williams' 108 blocks was fifth, offensive rebounds (118) sixth and rebounds (267) was 10th. Alexis Jones' 148 assists was ninth. On the ACC record charts, Liston was ninth in three-point field goals made (87) and third in three-point field goal percentage (48.1). Williams was tied for seventh in blocks.

**Johnson Entered Lineup...**

Junior Ka'li'a Johnson made her first collegiate starts in the ACC and NCAA Tournament and played some of the best basketball of her career. Over the five games, Johnson averaged 7.8 points, 4.8 rebounds, 2.8 assists and 1.0 steals. Johnson had hit only five three-pointers over her first 84 games prior to the 2014 ACC Tournament. Of her 10 career three-pointers made, six came over her final five games.

**One of the Quickest to 200 Wins...**

Joanne P. McCallie became the fourth-quickest Division I head coach to reach 200 wins at an institution in only 240 games. The list includes -- 222, Leon Barmore (La. Tech), 234, Jim Foster (Ohio State), 236, Bill Sheahan (Mount St. Mary's), 240, Joanne P. McCallie (Duke), 241, Joan Bonvicini (Long Beach St.), 241, Jody Conratt (Texas) and Gene Roebuck (North Dakota).

**One of Duke's Top Rebounders of All Time...**

Senior Haley Peters closed her career in sixth place on Duke's all-time rebounding list (826). Peters became the ninth player in Duke history to register over 1,000 points and 750 rebounds. In two games on the season, Peters registered 20 and 15 rebounds against USC Upstate and Georgia Tech, respectively. The 20 boards were the third-highest single game total in school history, matching Alana Beard's mark of 20 from the ACC Tournament on March 10, 2003. She totaled 17 career double-doubles and 22 contests with 10 or more rebounds, after leading Duke in rebounding a year ago.

**Jones Injured at Notre Dame...**

Following a MRI on Feb. 24, Blue Devil doctors confirmed Duke sophomore point guard Alexis Jones tore her left anterior cruciate ligament in an 81-70 loss at second-ranked Notre Dame. Jones missed the remainder of the season and had surgery on Thursday, Feb. 27.

Jones, an All-America candidate, was averaging 13.1 points, 5.3 assists, 4.1 rebounds and 2.1 steals on the season for the seventh-ranked Blue Devils. A native of Irving, Texas, Jones had picked up her game since All-America senior

guard Chelsea Gray was injured on Jan. 12 as she was averaging 14.4 points, 7.2 assists, 3.5 rebounds and 2.5 steals over the span of 11 contests.

### Liston in NCAA Tournament Book...

Senior Tricia Liston hit 25-of-53 career three-point field goals for a 47.2 percentage. She ranked third all-time in the NCAA Tournament record book.

#### **NCAA Tournament Career 3-Point FG%**

55.8 (29-52)	Jennifer Azzi, Stanford (1988-90)
47.4 (27-57)	Molly Goodenbour, Stanford (1990-93)
<b>47.2 (25-53)</b>	<b>Tricia Liston, Duke (2011-14)</b>
46.4 (39-84)	Sue Bird, UConn (2000-02)
44.2 (42-95)	Shanna Zolman, Tennessee (2003-06)

### In the Duke NCAA Record Books...

Tricia Liston drained 25 three-pointers in 14 career games, which ranked second on Duke's all-time NCAA Tournament charts.

#### **Three-Pointers Made in NCAA Action**

27	Vicki Krapohl (2001-04)
<b>25</b>	<b>Tricia Liston (2011-14)</b>
23	Abby Waner (2006-09)
20	Jessica Foley (2003-06)

Elizabeth Williams ranks second on Duke's NCAA Tournament career blocks list in only 10 games, while ranking 11th on the NCAA list.

#### **Blocked Shots in NCAA Action**

62	Alison Bales (2004-07)
<b>33</b>	<b>Elizabeth Williams (2012-present)</b>
23	Alana Beard (2001-04)
20	Chante Black (2005-09)

#### **Career Blocked Shots in NCAA Action**

105	Brittany Griner, Baylor (2010-13)
62	Alison Bales, Duke (2004-07)
52	Sylvia Fowles, LSU (2005-08)
50	Stefanie Dolson, UConn (2011-14)
43	Courtney Paris, Oklahoma (2006-09)
43	Tina Charles, UConn (2007-10)
40	Candace Parker, Tennessee (2006-08)
39	Ruth Riley, Notre Dame (1998-01)
38	Rebecca Lobo, UConn (1992-95)
37	Cheryl Miller, USC (1983-86)
37	Nicky Anosike, Tennessee (2005-08)
<b>33</b>	<b>Elizabeth Williams, Duke (2012-present)</b>
27	Katrina McClain, Georgia (1984-87)
27	LaToya Pringle, UNC (2005-08)
27	Jessica Breland, UNC (2007, 09-11)
27	Devereaux Peters, Notre Dame (2010-12)

### Senior Class Award...

Duke forward Haley Peters was one of 10 finalists for the Senior CLASS Award.

An acronym for Celebrating Loyalty and Achievement for Staying in School®, the Senior CLASS Award focuses on the total student-athlete and encourages students to use their platform in athletics to make a positive impact as leaders in their communities.

### Liston Led in Final Year...

Senior Tricia Liston put together one of the best scoring seasons at Duke in recent history in 2013-14. Her 17.2 scoring average was the highest for a Blue Devil since Monique Currie averaged 17.5 points in 2004-05.

The 48.1 three-point field goal percentage for Liston ranked second nationally.

In ACC games only, Liston averaged 18.3 points, 5.1 rebounds and 2.0 assists, while hitting 53.7 percent from the field and 52.5 percent from downtown. She ranked ninth in scoring, fifth in field goal percentage, eighth in free throw percentage (81.7), first in three-point field goal percentage (52.5) and tied fourth in three-point field goals made (2.6).

### Looking Back at the ACC Tournament...

Entering the NCAA Tournament with a lot of question marks following the loss of Alexis Jones at point guard, Duke showed the Blue Devils were a team to be reckoned with, knocking off Georgia Tech, North Carolina and falling to Notre Dame in the championship.

Tricia Liston (12.0 points, 3.0 rebounds, 1.3 assists) and Elizabeth Williams (14.7 points, 9.7 rebounds, 3.7 blocks and 3.3 assists) were named to the All-ACC Tournament First Team. Haley Peters (14.7 points and 8.0 rebounds) earned All-ACC Tournament Second Team accolades.

### Liston Nets School Record...

Tricia Liston became Duke's all-time leader in three-point field goals made Jan. 26 against Pittsburgh. She concluded her career with 252.

Liston passed Abby Waner (222) with 210 fewer three-pointers attempted than Waner. She drained three or more treys in 18 contests.

Liston also ranked first on Duke's career three-point field goal percentage list with a 45.9 mark and tied seventh on the ACC career three-pointers made chart.

#### **ACC Career Three-Pointers Made**

1.	345	Ivory Latta, UNC (2003-07)
	↓	
6.	267	Cotelia Bond-Young, WFU (2003-06)
7.	252	Tara Saunooke, Clemson (1992-95)
	252	Kerri Shields, Boston College (2009-13)
	252	Tricia Liston, Duke (2010-14)
10.	251	Coretta Brown, UNC (2000-03)
11.	241	Danielle Donehew, Georgia Tech (1997-00)

### Top Shooting Team...

From the field, Duke hit a school-record 49.9 percent of its field goals and a school-record 40.7 percent from downtown. In 19 of the 35 games, the Blue Devils hit 50.0 percent or better from the field.

The previous single-season record for field goal percentage was 49.8 in 2005-06.

### All-ACC Honors for Liston, Williams...

Duke featured Tricia Liston and Elizabeth Williams on the 10-member All-ACC first team, following a vote by the league's "Blue Ribbon Panel."

Williams earned first team All-ACC accolades for the third straight year, while Liston was selected All-ACC for the second consecutive season. With Liston and Williams receiving first team accolades, Duke has now registered at least one member on the All-ACC first team in 15 out of the last 16 years.

Williams has become just the second Blue Devil in school history to earn All-ACC First Team accolades three times.

Duke registered two student-athletes on the first team for the eighth time in school history (2012-13, 2011-12, 2006-07, 2003-04, 2002-03, 2001-02, 2000-01, 1999-2000).

### Williams Earns ACC Defensive POY Honors...

For the third straight year, Elizabeth Williams was named ACC Defensive Player of the Year.

Williams was the first player in ACC history to receive the honor three times and a Duke student-athlete has now received ACC Defensive Player of the Year in six out of 10 years.

Other Duke standouts that have been selected ACC Defensive Player of the Year include Lindsey Harding (2006 & 2007) and Chante Black (2009).

### **Gray Misses Remainder of 2013-14 Season...**

All-America Chelsea Gray missed the remainder of the 2013-14 campaign following a right kneecap fracture that occurred in the 78-57 victory over Boston College in Cameron Indoor Stadium on Jan. 12.

It marked the second straight year the two-time All-America had seen her season come to an end much earlier than expected. A 5-11 product of Manteca, Calif., Gray had a MRI on Jan. 13 and it revealed the injury.

As a junior, Gray played in 25 contests before suffering a dislocated kneecap against Wake Forest on Feb. 17, 2013. She averaged 12.6 points, 5.4 assists, 5.3 rebounds and 3.6 steals on the season, but still was named Co-ACC Player of the Year, Associated Press and WBCA Coaches All-America.

In 2013-14, Gray was averaging 10.8 points, 7.2 assists, 4.2 rebounds and 2.9 steals through 17 games. Her 7.2 assists ranked sixth nationally and she needed only 35 more dishes to become Duke's all-time assist leader. Gray was considered to be one of the top point guards in the nation.

Gray had surgery on Jan. 17 to repair her knee. It was performed by Dr. Alison Toth.

### **Block Streak Ends...**

One of the most remarkable streaks in college basketball came to an end on Feb. 2 against Notre Dame as Elizabeth Williams did not register a block. Williams had blocked at least one shot in 91 straight games since arriving at Duke. The streak was an ACC record.

She became the first ACC player to notch 200 blocks in her first two years. Williams owns 331 in only 104 games.

Dating back to high school, Williams had blocked a shot in 110 straight games as she closed her H.S. career with blocks in 19 consecutive contests.

Williams has still blocked a shot in 103 of 104 career games at Duke.

### **High-Scoring Offense...**

Duke averaged 80.0 points on the year, marking only the fourth time in school history the Blue Devils have averaged 80.0 points or more in a season.

The Blue Devils notched seven contests with 90 or more points for the first time under the direction of Coach P.

The Blue Devils averaged over 80.0 points in a season only three times other times in school history -- 2005-06 (86.0), 2003-04 (81.9) and 2001-02 (83.5).

### **Duke Reaches 20 Wins...**

With the victory against Pittsburgh, Duke registered its 17th consecutive 20-win season and the 19th out of the last 20 years. Head Coach Joanne P. McCallie owns 19 different 20-win seasons over her 22-year coaching career and 10 straight.

Looking at the national scene, Tennessee owns a 38-year streak of reaching 20 wins, while Connecticut is second (21) and Duke's 17 straight years is third.

The ACC record for most consecutive 20-win seasons is 17 by Duke.

### **Coach P Nets Milestone...**

With the victory at 17th-ranked Oklahoma on Dec. 8, Coach P reached the 500-win mark. She now owns a record of 518-189 over her 22 years as a head coach.

McCallie joined a group of 29 active coaches in Division I with at least 500 wins.

McCallie's 174 wins over her first six years at Duke was the third-most by a coach in their first six years at a school. She ranked only behind Joe Foley (Arkansas Tech - 188) and Leon Barmore (Louisiana Tech - 179).

## **2013-14 Honors**

### **Oderah Chidom**

Preseason

- ACC Newcomer Watch List

### **Chelsea Gray**

- All-ACC Academic Team
- John R. Wooden Midseason List
- Nancy Leiberman Award Watch List
- Naismith POY Candidate
- ACC Player of the Week (Nov. 25)
- ACC Player of the Week (Nov. 11)
- Senior Class Award Candidate

Preseason

- All-ACC
- Wade Watch List
- John R. Wooden Award Candidate
- Sporting News First Team All-America
- Lindy's Magazine Second Team All-America

### **Amber Henson**

- USBWA Most Courageous Award Finalist

### **Alexis Jones**

- Second Team All-ACC (Coaches)
- Ronald McDonald Duke Student-Athlete of the Week - Dec. 11

### **Tricia Liston**

- AP All-America Third Team
- WBCA Region II All-America
- All-ACC Academic Team
- All-ACC Tournament First Team
- Finalist for John R. Wooden Award
- First Team All-ACC (Coaches & Blue Ribbon)
- Naismith Midseason List
- Wade Watch Midseason List
- Ronald McDonald Duke Student-Athlete of the Week - Jan. 29
- ACC Player of the Week (Jan. 20)
- Paradise Jam MVP

Preseason

- Naismith POY Candidate (Nov. 25)
- All-ACC
- John R. Wooden Award Candidate

### **Kendall Cooper**

Preseason

- ACC Newcomer Watch List

### **Haley Peters**

- All-ACC Academic Team
- All-ACC Tournament Second Team
- Capital One Academic All-America Third Team
- Senior Class Award Finalist
- CoSIDA Academic All-District III
- Naismith POY Candidate (Nov. 25)
- Senior Class Award Candidate

### **Elizabeth Williams**

- AP All-America Third Team
- All-ACC Academic Team
- All-ACC Tournament First Team
- All-ACC Defensive Team
- ACC Defensive Player of the Year
- First Team All-ACC (Coaches & Blue Ribbon)
- Naismith Midseason List
- CoSIDA Academic All-District III
- John R. Wooden Midseason List
- Paradise Jam All-Tournament
- Naismith POY Candidate (Nov. 25)

Preseason

- All-ACC
- Wade Watch List
- John R. Wooden Award Candidate
- Sporting News First Team All-America
- Lindy's Magazine Second Team All-America



RECORD:	OVERALL	HOME	AWAY	NEUTRAL
ALL GAMES	28-7	13-4	10-2	5-1
CONFERENCE	12-4	6-2	6-2	0-0
NON-CONFERENCE	16-3	7-2	4-0	5-1

DATE	TIME	OPPONENT	SCORE	ATTEND	HIGH POINTS	HIGH REBOUNDS
11-10-13	3:00 PM	at #9/9 California	W, 70-58	10771	(22)Chelsea Gray	(11)Elizabeth Williams
11-14-13	6:36 PM	USC UPSTATE	W, 123-40	4013	(20)Tricia Liston	(20)Haley Peters
11-17-13	2:06 PM	ALABAMA	W, 92-57	4009	(20)Tricia Liston	(12)Haley Peters
11-21-13	6:36 PM	VANDERBILT	W, 88-69	3938	(18)Tricia Liston	(8)Chelsea Gray
11-24-13	3:00 pm	at Marquette	W, 78-61	2451	(23)Elizabeth Williams	(9)Chelsea Gray
11-28-13	2:15 p.m.AST	\$ vs Xavier	W, 81-54	755	(22)Tricia Liston	(9)Chelsea Gray
11-29-13	2:30 p.m.AST	\$ vs Central Michigan	W, 97-64	302	(20)Tricia Liston	(11)Tricia Liston
11-30-13	4:30 p.m.AST	\$ vs Kansas	W, 73-40	672	(19)Tricia Liston	(14)Oderah Chidom
12-5-13	6:36 PM	#16/22 PURDUE	W, 99-78	3758	(22)Alexis Jones	(9)Haley Peters
12-8-13	3:02 p.m.	at #17/15 Oklahoma	W, 94-85	6878	(23)Tricia Liston	(7)Alexis Jones
12-17-13	7:03 PM	^ #1/1 CONNECTICUT	L, 61-83	9314	(13)Chelsea Gray	(8)Haley Peters
12-19-13	6:36 PM	ALBANY	W, 80-51	3604	(17)Haley Peters	(5)Ka'li'a Johnson
12-22-13	3:08 PM	at #5/6 Kentucky	W, 69-61	23706	(28)Tricia Liston	(9)Alexis Jones
1-2-14	6:30 PM	OLD DOMINION	W, 87-63	4450	(17)Tricia Liston	(12)Elizabeth Williams
1-5-14	2:00 PM	* at Georgia Tech	W, 64-47	2150	(18)Elizabeth Williams	(15)Haley Peters
1-9-14	7:00 PM	* at Syracuse	W, 86-53	1107	(20)Tricia Liston	(11)Elizabeth Williams
1-12-14	3:00 PM	* BOSTON COLLEGE	W, 78-57	4410	(17)Richa Jackson	(11)Elizabeth Williams
1-16-14	6:30 PM	* VIRGINIA	W, 90-55	4057	(21)Tricia Liston	(12)Tricia Liston
1-19-14	12:00 PM	* at Virginia Tech	W, 74-70	1760	(22)Tricia Liston	(8)Haley Peters
1-23-14	7:00 pm	* at #24/25 Florida State	W, 85-77 (OT)	2158	(25)Tricia Liston	(10)Richa Jackson
1-26-14	2:00 PM	* PITTSBURGH	W, 111-67	4504	(23)Tricia Liston	(12)Haley Peters
1-30-14	7:06	* at Miami	W, 76-75	1293	(29)Tricia Liston	(12)Elizabeth Williams
						(12)Haley Peters
2-2-14	2:00 PM	* #2/2 NOTRE DAME	L, 67-88	7018	(23)Tricia Liston	(7)Elizabeth Williams
2-6-14	7 p.m.	* at Clemson	W, 78-51	921	(17)Haley Peters	(10)Tricia Liston
2-10-14	7:00 PM	* #17/11 N.CAROLINA	L, 78-89	8210	(28)Elizabeth Williams	(7)Haley Peters
						(7)Oderah Chidom
						(7)Elizabeth Williams
2-17-14	7:00 PM	* #8/9 MARYLAND	W, 84-63	5604	(22)Alexis Jones	(11)Elizabeth Williams
2-20-14	6:30 PM	* #14/16 N.C. STATE	W, 83-70	4709	(24)Tricia Liston	(10)Haley Peters
						(10)Elizabeth Williams
2-23-14	1:00 PM	* at #2/2 Notre Dame	L, 70-81	9149	(20)Elizabeth Williams	(6)Elizabeth Williams
						(6)Richa Jackson
2-27-14	6:30 PM	* WAKE FOREST	W, 71-56	4444	(22)Haley Peters	(12)Oderah Chidom
3-2-14	1:00 PM	* at #14/11 North Carolina	L, 60-64	5376	(19)Tricia Liston	(9)Haley Peters
						(9)Elizabeth Williams
3-7-14	6:00 PM	~ vs Georgia Tech	W, 82-52	6949	(19)Haley Peters	(13)Oderah Chidom
3-8-14	7:30 PM	~ vs #13/12 North Carolina	W, 66-61	8169	(17)Tricia Liston	(9)Elizabeth Williams
3-9-14	7:00 PM	~ vs #2/2 Notre Dame	L, 53-69	8190	(18)Haley Peters	(16)Elizabeth Williams
3-22-14	11:00 AM	% WINTHROP	W, 87-45	3013	(20)Tricia Liston	(10)Kendall Cooper
3-23-14	6:30 PM	% #23/21 DEPAUL	L, 65-74	2787	(12)Elizabeth Williams	(10)Elizabeth Williams

\* = Conference game

\$ = Paradise Jam in St. Thomas, USVI

^ = Jimmy V Classic in Durham, N.C.

~ = ACC Tournament in Greensboro, N.C.

% = NCAA Tournament in Durham, N.C.

ATTENDANCE SUMMARY	GAMES	TOTALS	AVG/GAME
HOME	17	81842	4814
AWAY	12	67720	5643
NEUTRAL	6	25037	4173
TOTAL	35	174599	4989

## Overall Statistics

**Record: 28-7 Home: 13-4 Away: 10-2 Neutral: 5-1**

##	Player	GP	GS	TOTAL			3-PTS			FT	A	Pct	REBOUNDS				PF	DQ	AST	TO	Blk	Stl	Pts	PPG		
				Min	MPG	FG	A	Pct	FG				A	Pct	OR	DR									TR	RPG
32	Tricia Liston	35	35	1098	31.4	209	398	.525	87	181	.481	98	115	.852	48	135	183	5.2	58	0	57	81	6	20	603	17.2
01	Elizabeth Williams	35	35	1066	30.5	202	384	.526	0	0	.000	80	142	.563	121	146	267	7.6	77	4	76	79	108	45	484	13.8
02	Alexis Jones	28	28	859	30.7	137	290	.472	40	103	.388	52	66	.788	21	94	115	4.1	61	0	148	90	4	59	366	13.1
33	Haley Peters	31	31	966	31.2	143	307	.466	18	56	.321	43	63	.683	66	170	236	7.6	61	0	54	82	6	39	347	11.2
12	Chelsea Gray	17	17	471	27.7	68	135	.504	10	30	.333	38	51	.745	18	53	71	4.2	33	0	122	55	4	50	184	10.8
15	Richa Jackson	35	18	865	24.7	117	229	.511	9	25	.360	60	109	.550	36	92	128	3.7	64	1	49	63	6	53	303	8.7
22	Oderah Chidom	35	1	502	14.3	76	126	.603	0	0	.000	49	84	.583	58	81	139	4.0	59	0	13	50	29	20	201	5.7
14	Ka'lia Johnson	31	5	462	14.9	45	91	.495	6	16	.375	32	49	.653	38	46	84	2.7	39	0	22	39	1	17	128	4.1
04	Chloe Wells	19	0	210	11.1	24	59	.407	11	26	.423	12	18	.667	5	17	22	1.2	12	0	33	15	0	23	71	3.7
21	Kendall Cooper	31	0	247	8.0	28	61	.459	0	2	.000	9	21	.429	19	42	61	2.0	61	0	8	19	30	5	65	2.1
30	Amber Henson	27	5	252	9.3	17	53	.321	5	16	.313	6	10	.600	19	28	47	1.7	37	0	4	18	16	12	45	1.7
35	Jenna Frush	10	0	27	2.7	1	5	.200	1	5	.200	0	0	.000	0	1	1	0.1	2	0	2	2	0	0	3	0.3
TM	TEAM																									
	Total	35				1067	2138	.499	187	460	.407	479	728	.658	504	985	1489	42.5	564	5	588	605	210	343	2800	80.0
	Opponents	35				807	2194	.368	244	777	.314	370	526	.703	476	700	1176	33.6	641	-	464	599	91	266	2228	63.7

Score by Periods	1	2	OT	Total
Duke University	1319	1469	12	2800
Opponents	1040	1184	4	2228

## Atlantic Coast Conference Statistics

**Record: 12-4 Home: 6-2 Away: 6-2 Finish: 2nd**

##	Player	GP	GS	TOTAL			3-PTS			FT	A	Pct	REBOUNDS				PF	DQ	AST	TO	Blk	Stl	Pts	PPG		
				Min	MPG	FG	A	Pct	FG				A	Pct	OR	DR									TR	RPG
32	Tricia Liston	16	16	531	33.2	101	188	.537	42	80	.525	49	60	.817	16	66	82	5.1	28	0	32	40	4	7	293	18.3
01	Elizabeth Williams	16	16	532	33.2	98	198	.495	0	0	.000	37	64	.578	63	67	130	8.1	36	2	39	37	49	24	233	14.6
02	Alexis Jones	14	14	457	32.6	70	149	.470	22	54	.407	23	30	.767	9	42	51	3.6	28	0	91	52	2	30	185	13.2
15	Richa Jackson	16	13	472	29.5	69	131	.527	6	15	.400	35	60	.583	16	49	65	4.1	30	0	25	30	2	29	179	11.2
33	Haley Peters	16	16	502	31.4	60	139	.432	11	30	.367	27	40	.675	31	93	124	7.8	38	0	26	46	3	18	158	9.9
12	Chelsea Gray	3	3	79	26.3	7	16	.438	1	4	.250	7	8	.875	1	5	6	2.0	2	0	18	12	0	10	22	7.3
22	Oderah Chidom	16	0	218	13.6	29	47	.617	0	0	.000	14	32	.438	26	33	59	3.7	22	0	7	25	14	10	72	4.5
14	Ka'lia Johnson	16	0	195	12.2	22	40	.550	1	5	.200	15	22	.682	16	17	33	2.1	21	0	5	14	0	10	60	3.8
04	Chloe Wells	5	0	41	8.2	3	12	.250	2	8	.250	2	2	1.000	0	1	1	0.2	0	0	8	2	0	4	10	2.0
30	Amber Henson	11	2	99	9.0	7	19	.368	4	7	.571	4	6	.667	7	9	16	1.5	15	0	2	5	6	5	22	2.0
21	Kendall Cooper	13	0	92	7.1	9	19	.474	0	0	.000	0	4	.000	4	19	23	1.8	22	0	4	3	8	2	18	1.4
35	Jenna Frush	3	0	7	2.3	1	3	.333	1	3	.333	0	0	.000	0	0	0	0.0	0	0	0	0	0	0	3	1.0
TM	TEAM																									
	Total	16				476	961	.495	90	206	.437	213	328	.649	215	444	659	41.2	242	2	257	274	88	149	1255	78.4
	Opponents	16				398	1045	.381	106	373	.284	161	219	.735	232	340	572	35.8	291	-	220	256	49	136	1063	66.4

Score by Periods	1	2	OT	Total
Duke University	618	700	-	1318
Opponents	433	488	-	921

## Miscellaneous Statistics

Date	Opponent	Result	Largest Lead				Paint		Off TOs		2nd Chance		Fastbreak		Rebounds		O. Rebounds		Bench Pts	
			Duke	Opp	Ties	LC	Duke	Opp	Duke	Opp	Duke	Opp	Duke	Opp	Duke	Opp	Duke	Opp	Duke	Opp
11/10	at California	W, 70-58	17	3	2	1	42	26	13	12	15	14	12	10	46	39	18	16	18	11
11/14	USC Upstate	W, 123-40	86	--	--	--	64	4	41	10	32	5	26	3	63	24	24	8	41	28
11/17	Alabama	W, 92-57	36	--	--	--	46	26	37	13	22	4	12	7	47	27	18	9	31	21
11/21	Vanderbilt	W, 88-69	23	4	3	5	36	26	31	12	12	11	13	9	32	29	11	9	15	7
11/24	at Marquette	W, 78-61	18	3	6	5	46	20	26	8	6	17	14	4	35	45	10	20	11	4
11/28	vs. Xavier	W, 81-54	27	--	1	--	48	18	27	6	10	8	15	9	49	24	13	12	17	14
11/29	vs. C. Michigan	W, 97-64	35	4	2	8	44	16	16	7	17	10	18	19	53	33	19	15	38	26
11/30	vs. Kansas	W, 73-40	33	2	--	1	44	10	29	10	14	7	22	2	54	28	20	13	11	22
12/5	Purdue	W, 99-78	23	9	8	10	48	34	29	10	12	11	25	4	46	33	11	8	20	30
12/8	at Oklahoma	W, 94-85	21	--	--	--	32	28	20	24	14	8	4	--	31	29	11	10	12	2
12/17	Connecticut	L, 61-83	1	27	0	2	30	32	18	20	4	20	10	8	31	39	10	11	8	21
12/19	Albany	W, 80-51	35	7	1	1	42	22	35	16	19	10	8	4	35	24	14	13	33	10
12/22	at Kentucky	W, 69-61	14	4	2	3	40	34	12	19	10	13	6	2	46	42	11	22	2	27
1/2	Old Dominion	W, 87-63	27	1	1	4	44	24	16	8	23	3	8	6	47	24	22	10	33	19
1/5	at Georgia Tech	W, 64-47	19	--	1	--	36	28	18	9	6	13	12	8	48	51	13	23	5	14
1/9	at Syracuse	W, 86-53	34	9	2	1	56	20	29	18	16	9	25	16	46	38	13	18	27	10
1/12	Boston College	W, 78-57	24	1	0	2	34	12	26	17	15	9	4	2	44	31	16	11	28	10
1/16	Virginia	W, 90-55	39	--	--	--	54	16	17	13	12	11	17	--	50	36	15	16	20	22
1/19	at Virginia Tech	W, 74-70	15	2	1	1	26	26	9	16	7	15	6	6	31	35	7	12	6	--
1/23	at Florida State	W, 85-77 (OT)	9	8	13	19	38	50	15	20	8	18	4	12	42	51	12	21	3	5
1/26	Pittsburgh	W, 111-67	47	--	2	--	50	18	21	10	23	14	14	4	50	35	15	18	32	11
1/30	at Miami	W, 76-75	6	11	5	15	46	26	6	19	8	6	4	2	44	26	10	5	--	14
2/2	Notre Dame	L, 67-88	--	23	--	--	28	40	21	24	15	12	12	27	30	41	16	11	3	18
2/6	at Clemson	W, 78-51	27	1	--	4	36	22	14	21	16	--	10	6	44	19	15	7	18	24
2/10	North Carolina	L, 78-89	--	13	--	--	44	26	18	28	11	7	8	17	39	40	20	15	6	7
2/17	Maryland	W, 84-63	21	3	2	8	38	26	12	19	20	16	12	9	44	37	13	20	11	11
2/20	N.C. State	W, 83-70	24	--	1	--	28	20	24	13	14	11	10	9	43	37	16	17	13	15
2/23	at Notre Dame	L, 70-81	--	20	--	--	38	34	16	19	8	12	8	2	32	32	12	11	6	6
2/27	Wake Forest	W, 71-56	15	--	1	--	42	22	14	18	10	13	13	6	40	28	13	15	12	6
3/2	at North Carolina	L, 60-64	10	19	1	3	32	30	16	19	10	8	4	15	33	35	10	11	20	9
3/7	vs. Georgia Tech	W, 82-52	30	5	6	6	38	22	7	8	17	18	8	0	49	36	17	22	12	14
3/8	vs. North Carolina	W, 66-61	8	8	5	2	28	14	13	14	9	17	4	0	44	37	13	15	10	3
3/9	vs. Notre Dame	L, 53-69	6	18	6	9	36	26	8	23	12	5	0	8	40	36	14	12	6	9
3/22	Winthrop	W, 87-45	42	--	--	--	42	6	26	11	19	10	6	7	49	23	16	7	36	6
3/24	DePaul	L, 65-74	1	13	1	2	40	16	18	19	17	6	2	13	43	32	17	12	13	5

## Other Miscellaneous Statistics (Season/Career)

Player	10+ Pts.	20+ Pts.	10+ Reb.	10+ Assists	3-Pt. Plays	Double-Doubles	Charges	First Sub	Individual Game Leaders		
									Points	Rebounds	Assists
O.Chidom	6 / 6	/ -	4 / 4	/ -	4 / 4	1 / 1	2 / 2	15 / 15	/ -	4 / 4	/ -
J.Frush	/ -	/ -	/ -	/ -	/ -	/ -	/ -	/ -	/ -	/ -	/ -
C.Gray	11 / 70	1 / 7	/ 3	2 / 9	3 / 24	2 / 7	18 / 53	/ 5	2 / 15	2 / 10	12 / 68
R.Greenwell	/ -	/ -	/ -	/ -	/ -	/ -	/ -	/ -	/ -	/ -	/ -
A.Henson	1 / 1	/ -	/ -	/ -	/ -	/ -	/ -	1 / 1	/ -	/ -	/ -
R.Jackson	16 / 34	/ 1	1 / 2	/ -	7 / 16	1 / 2	/ 1	8 / 20	1 / 3	2 / 9	2 / 3
K.Johnson	4 / 6	/ -	/ 1	/ -	2 / 5	/ -	4 / 8	6 / 14	/ -	1 / 3	3 / 3
A.Jones	22 / 37	3 / 5	/ 1	2 / 3	7 / 12	3 / 5	5 / 12	/ -	2 / 5	2 / 7	14 / 29
T.Liston	31 / 79	16 / 29	3 / 6	/ -	9 / 24	3 / 6	2 / 2	/ 18	20 / 43	4 / 11	1 / 3
K.Cooper	1 / 1	/ -	1 / 1	/ -	1 / 1	1 / 1	/ -	2 / 2	/ -	1 / 1	/ -
H.Peters	20 / 76	1 / 5	7 / 22	/ -	2 / 6	6 / 17	1 / 10	/ 13	5 / 16	11 / 37	5 / 8
C.Wells	3 / 19	/ -	/ -	/ -	1 / 4	/ -	4 / 8	3 / 14	/ 1	/ -	/ 9
E.Williams	26 / 85	5 / 15	10 / 26	/ -	8 / 25	7 / 19	6 / 19	/ 3	5 / 28	14 / 44	3 / 4

<b>The Blue Devils' Record When</b>	
At home	13-4
On the road	10-2
At a neutral site	5-1
Against a top 25 opponent	8-7
Against a top 10 opponent	3-4
Against a top 5 opponent	1-4
In tournaments	6-2
On television	19-7
In white uniforms	14-4
In blue uniforms	0-0
In black uniforms	12-3
In blue/pink uniforms	0-0
In white/pink uniforms	2-0
On Sunday	9-4
On Monday	1-2
On Tuesday	0-1
On Wednesday	0-0
On Thursday	13-0
On Friday	2-0
On Saturday	3-0
Day Games	12-2
Night Games	15-4
Overtime Games	0-0
When the starters are:	
Gray, Jones, Liston, Williams, Peters	12-1
Gray, Jones, Liston, Williams, Henson	3-0
Gray, Jones, Liston, Williams, Chidom	1-0
Jones, Liston, Williams, Peters, Jackson	8-3
Liston, Williams, Peters, Jackson, Henson	1-1
Liston, Williams, Peters, Jackson, Johnson	3-2
Leading at the half	25-0
Trailing at the half	2-6
Tied at the half	1-1
Outrebounding opponent	24-2
Opponent outrebounds Duke	4-4
Equal rebounds	0-1
FG% equal/over .500	19-0
FG% equal/over .400	8-6
FG% below .400	1-1
Opponent FG% equal/over .400	7-7
Opponent FG% below .400	21-0
Duke has more turnovers	9-3
Opponent has more turnovers	15-4
Teams have equal turnovers	4-0
Scoring below 50 points	0-0
Scoring 50-59 points	0-1
Scoring 60-69 points	3-4
Scoring 70-79 points	8-2
Scoring 80-89 points	10-0
Scoring 90-99 points	5-0
Scoring 100+ points	2-0
When leading w/ 10 minutes left	27-0
When leading w/ 5 minutes left	26-0
When trailing w/ 10 minutes left	2-7
When trailing w/ 5 minutes left	2-7

<b>Streaks</b>	
Overall	Lost 1
Unranked teams anywhere	Won 23
Ranked teams anywhere	Lost 2
Home	Lost 1
Home ACC	Won 3
Home non-conference	Lost 1
Home unranked	Won 132
Home unranked non-conference	Won 65
Home ranked teams	Lost 1
Road	Lost 2
Road ACC	Lost 2
Road ranked teams	Lost 2
Road unranked teams	Won 6
Neutral	Lost 1
Neutral ranked teams	Lost 1 1
Neutral unranked teams	Won 18
<b>Consecutive Games with a 3-Pointer Made</b>	
Alexis Jones	13
Ka'lia Johnson	2
Haley Peters	1
<b>Consecutive Free Throws Made</b>	
Chelsea Gray	7
Chloe Wells	5
Alexis Jones	3
Oderah Chidom	3
Jenna Frush	2
Tricia Liston	1
Amber Henson	1
Ka'lia Johnson	1
<b>Consecutive Double-Figure Scoring Games</b>	
Elizabeth Williams	8
Haley Peters	3
Tricia Liston	2
Oderah Chidom	2
<b>Rankings</b>	
In the AP Top 25	278 straight weeks
In the AP Top 10	90 straight weeks
<b>Top Bench Scorers in 2013-14</b>	
Richa Jackson	17 vs. Boston College (Jan. 12)
Oderah Chidom	17 vs. Winthrop (March 22)
Richa Jackson	16 vs. Virginia (Jan. 16)
Richa Jackson	15 vs. Alabama (Nov. 17)
Richa Jackson	13 at California (Nov. 10)



[2/2] Duke 70, [9/9] California 58

Game 1 • November 10, 2013
Berkeley, Calif. (Haas Pavilion)

Table with columns: Player, FG, 3FG, FT, REB, PF, TP, A TO, B, S, Min. Rows include Peters, Williams, Jones, Gray, Liston, Wells, Jackson, Cooper, Chidom, Henson, TEAM, and Totals.

FG's (1st half: 12-31, 38.7%; 2nd half: 16-35, 45.7%)
3FG's (1st half: 1-7, 14.3%; 2nd half: 3-7, 42.9%)
FT's (1st half: 5-9, 55.6%; 2nd half: 5-7, 71.4%)

Table with columns: Player, FG, 3FG, FT, REB, PF, TP, A TO, B, S, Min. Rows include California players: Gray, Hartman, Jemerigbe, Jefflo, Boyd, Abdelkader, Range, Brandon, Lyles, TEAM, and Totals.

FG's (1st half: 9-33, 27.3%; 2nd half: 11-29, 37.9%)
3FG's (1st half: 4-11, 36.4%; 2nd half: 1-6, 16.7%)
FT's (1st half: 3-5, 60.0%; 2nd half: 10-15, 66.7%)

Officials: Melissa Barlow, Penny Davis, Brian Woods
Attendance: 10771 • Technical Fouls: None.

Score by Periods table with columns: Period, 1st, 2nd, Total. Rows for Duke and California.

[2/2] Duke 123, USC Upstate 40

Game 2 • November 14, 2013
Durham, N.C. (Cameron Indoor Stadium)

Table with columns: Player, FG, 3FG, FT, REB, PF, TP, A TO, B, S, Min. Rows include USC Upstate players: Hicks, Starling, Jefferson, Stanford, Bogle, Haddock, Clency, Johnson, Romiti, Edwards, Mcallister, TEAM, and Totals.

FG's (1st half: 6-28, 21.4%; 2nd half: 6-30, 20.0%)
3FG's (1st half: 4-13, 30.8%; 2nd half: 2-6, 33.3%)
FT's (1st half: 2-2, 100.0%; 2nd half: 8-9, 88.9%)

Table with columns: Player, FG, 3FG, FT, REB, PF, TP, A TO, B, S, Min. Rows include Duke players: Liston, Peters, Williams, Jones, Gray, Wells, Johnson, Jackson, Cooper, Chidom, Henson, Frush, TEAM, and Totals.

FG's (1st half: 21-40, 52.5%; 2nd half: 25-41, 61.0%)
3FG's (1st half: 6-14, 42.9%; 2nd half: 4-4, 100.0%)
FT's (1st half: 12-17, 70.6%; 2nd half: 9-13, 69.2%)

Officials: Carla Fountain, Dan Outlaw, Mark McClenny
Attendance: 4013 • Technical Fouls: None.
USCU: Paris Johnson fouled out at 12:42 of the 2nd half.

Score by Periods table with columns: Period, 1st, 2nd, Total. Rows for USC Upstate and Duke.

[2/2] Duke 88, Vanderbilt 69

Game 4 • November 21, 2013
Durham, N.C. (Cameron Indoor Stadium)

Table with columns: Player, FG, 3FG, FT, REB, PF, TP, A TO, B, S, Min. Rows include Vanderbilt players: Bowe, Webb, Dahlgan, Foggie, Lister, Jenkins, Smith, Batey, Long, TEAM, and Totals.

FG's (1st half: 11-24, 45.8%; 2nd half: 14-28, 50.0%)
3FG's (1st half: 4-9, 44.4%; 2nd half: 4-13, 30.8%)
FT's (1st half: 8-13, 61.5%; 2nd half: 3-3, 100.0%)

Table with columns: Player, FG, 3FG, FT, REB, PF, TP, A TO, B, S, Min. Rows include Duke players: Liston, Peters, Williams, Jones, Gray, Wells, Johnson, Jackson, Cooper, Chidom, Henson, TEAM, and Totals.

FG's (1st half: 11-28, 39.3%; 2nd half: 20-32, 62.5%)
3FG's (1st half: 4-9, 44.4%; 2nd half: 7-10, 70.0%)
FT's (1st half: 10-12, 83.3%; 2nd half: 5-8, 62.5%)

Officials: Susan Blauch, Daryl Humphrey, Jules Gallien
Attendance: 3938 • Technical Fouls: None.

Score by Periods table with columns: Period, 1st, 2nd, Total. Rows for Vanderbilt and Duke.

[2/2] Duke 78, Marquette 61

Game 5 • November 24, 2013
Milwaukee, W.I. (Al McGuire Center)

Table with columns: Player, FG, 3FG, FT, REB, PF, TP, A TO, B, S, Min. Rows include Duke players: Henson, Williams, Jones, Gray, Liston, Wells, Jackson, Cooper, Chidom, TEAM, and Totals.

FG's (1st half: 13-32, 40.6%; 2nd half: 17-28, 50.0%)
3FG's (1st half: 2-8, 25.0%; 2nd half: 4-9, 35.3%)
FT's (1st half: 5-8, 62.5%; 2nd half: 7-13, 57.1%)

Table with columns: Player, FG, 3FG, FT, REB, PF, TP, A TO, B, S, Min. Rows include Marquette players: Plouffe, Bigica, Ojulu, Young, Purnoy, Morse, Thomas, Tibbs, Santos, Butler, TEAM, and Totals.

FG's (1st half: 10-35, 28.6%; 2nd half: 12-31, 38.7%)
3FG's (1st half: 3-9, 33.3%; 2nd half: 5-13, 38.5%)
FT's (1st half: 1-1, 100.0%; 2nd half: 8-13, 61.5%)

Officials: Barbara Jo Smith, Wesley Dean, Kevin Petthel
Attendance: 2451 • Technical Fouls: None.

Score by Periods table with columns: Period, 1st, 2nd, Total. Rows for Duke and Marquette.

[2/2] Duke 92, Alabama 57

Game 3 • November 17, 2013
Durham, N.C. (Cameron Indoor Stadium)

Table with columns: Player, FG, 3FG, FT, REB, PF, TP, A TO, B, S, Min. Rows include Alabama players: Carter, Hegstetter, Simmons, Davis, Middlebrook, Myers, Williams, Hutchen, Rivers, Hamilton, TEAM, and Totals.

FG's (1st half: 10-25, 40.0%; 2nd half: 10-25, 40.0%)
3FG's (1st half: 2-7, 28.6%; 2nd half: 4-10, 40.0%)
FT's (1st half: 2-6, 33.3%; 2nd half: 9-14, 64.3%)

Table with columns: Player, FG, 3FG, FT, REB, PF, TP, A TO, B, S, Min. Rows include Duke players: Liston, Peters, Williams, Jones, Gray, Wells, Johnson, Jackson, Cooper, Chidom, Frush, TEAM, and Totals.

FG's (1st half: 18-33, 54.5%; 2nd half: 16-32, 50.0%)
3FG's (1st half: 3-7, 42.9%; 2nd half: 2-10, 20.0%)
FT's (1st half: 8-14, 57.1%; 2nd half: 11-13, 84.6%)

Officials: Eric Brewton, Joe Cunningham, Metta Roberts
Attendance: 4009 • Technical Fouls: None.
Alabama: Daisha Simmons fouled out with 5:14 left in the second half.

Score by Periods table with columns: Period, 1st, 2nd, Total. Rows for Alabama and Duke.

[2/2] Duke 81, Xavier 54

Game 6 • November 28, 2013
St. Thomas, U.S. Virgin Islands

Table with columns: Player, FG, 3FG, FT, REB, PF, TP, A TO, B, S, Min. Rows include Xavier players: Glover, Schaefer, Hawkes, Wanninger, Crittendon, Gladney, Davis, Zant, Blackwell, Neal, Ohlinger, TEAM, and Totals.

FG's (1st half: 10-28, 35.7%; 2nd half: 10-27, 36.4%)
3FG's (1st half: 5-16, 31.3%; 2nd half: 3-8, 37.5%)
FT's (1st half: 1-5, 20.0%; 2nd half: 5-6, 83.3%)

Table with columns: Player, FG, 3FG, FT, REB, PF, TP, A TO, B, S, Min. Rows include Duke players: Henson, Williams, Jones, Gray, Liston, Wells, Johnson, Jackson, Cooper, Chidom, TEAM, and Totals.

FG's (1st half: 17-35, 53.1%; 2nd half: 17-25, 68.0%)
3FG's (1st half: 3-7, 42.9%; 2nd half: 4-6, 66.7%)
FT's (1st half: 3-4, 75.0%; 2nd half: 3-6, 50.0%)

Officials: Barbara Jo Smith, Joe Vaszly, Geraldine Smith
Attendance: 755 • Technical Fouls: None.

Score by Periods table with columns: Period, 1st, 2nd, Total. Rows for Xavier and Duke.





[3/3] Duke 74, Virginia Tech 70

Game 19 • January 19, 2014
Blacksburg, Va. (Cassell Coliseum)

Box score for Duke vs Virginia Tech, January 19, 2014. Includes player stats for FG, 3FG, FT, REB, PF, TP, A TO, B S Min and totals for both teams.

FG's (1st half: 15-25, 60.0%; 2nd half: 11-24, 45.8%)
3FG's (1st half: 8-11, 72.7%; 2nd half: 2-4, 50.0%)
FT's (1st half: 0-3, 0.0%; 2nd half: 12-22, 54.5%)

Box score for Virginia Tech vs Duke, January 19, 2014. Includes player stats for FG, 3FG, FT, REB, PF, TP, A TO, B S Min and totals for both teams.

FG's (1st half: 10-28, 35.7%; 2nd half: 14-31, 45.2%)
3FG's (1st half: 3-10, 30.0%; 2nd half: 4-11, 36.4%)
FT's (1st half: 0-0, 0.0%; 2nd half: 15-17, 88.2%)

Officials: Joseph Vasziy, Lauren Holtkamp, Mark McClenney
Attendance: 1760 • Technical Fouls: None.

Score by Periods table for Duke vs Virginia Tech, showing 1st, 2nd, and Total scores.

[3/3] Duke 85, [24/25] Florida State 77

Game 20 • January 23, 2014
Tallahassee, Fla. (Tucker Center)

Box score for Duke vs Florida State, January 23, 2014. Includes player stats for FG, 3FG, FT, REB, PF, TP, A TO, B S Min and totals for both teams.

FG's (1st half: 16-32, 50.0%; 2nd half: 15-29, 51.7%; OT: 3-8, 37.5%)
3FG's (1st half: 1-6, 16.7%; 2nd half: 3-5, 60.0%; OT: 1-1, 100.0%)
FT's (1st half: 0-4, 0.0%; 2nd half: 7-12, 58.3%; OT: 5-6, 83.3%)

Box score for Florida State vs Duke, January 23, 2014. Includes player stats for FG, 3FG, FT, REB, PF, TP, A TO, B S Min and totals for both teams.

FG's (1st half: 14-35, 40.0%; 2nd half: 20-40, 50.0%; OT: 2-11, 18.2%)
3FG's (1st half: 4-11, 36.4%; 2nd half: 1-8, 12.5%; OT: 0-3, 0.0%)
FT's (1st half: 0-0, 0.0%; 2nd half: 0-1, 0.0%; OT: 0-1, 0.0%)

Officials: Dennis DeMayo, Billy Smith, Jules Gallian
Attendance: 2158 • Technical Fouls: None.

Score by Periods table for Duke vs Florida State, showing 1st, 2nd, and Total scores.

[3/3] Duke 76, Miami 75

Game 22 • January 30, 2014
Coral Gables, Fla. (BankUnited Center)

Box score for Duke vs Miami, January 30, 2014. Includes player stats for FG, 3FG, FT, REB, PF, TP, A TO, B S Min and totals for both teams.

FG's (1st half: 17-32, 53.1%; 2nd half: 13-35, 52.0%)
3FG's (1st half: 1-3, 33.3%; 2nd half: 0-2, 0.0%)
FT's (1st half: 8-9, 88.9%; 2nd half: 7-11, 63.6%)

Box score for Miami vs Duke, January 30, 2014. Includes player stats for FG, 3FG, FT, REB, PF, TP, A TO, B S Min and totals for both teams.

FG's (1st half: 18-32, 56.3%; 2nd half: 9-29, 31.0%)
3FG's (1st half: 7-11, 63.6%; 2nd half: 3-14, 21.4%)
FT's (1st half: 3-7, 42.9%; 2nd half: 8-10, 80.0%)

Officials: Carla Fountain, Edward Sidlasky, Bruce Morris
Attendance: 1293 • Technical Fouls: None.

Score by Periods table for Duke vs Miami, showing 1st, 2nd, and Total scores.

[3/3] Duke 67, Notre Dame 88

Game 23 • February 2, 2014
Durham, NC. (Cameron Indoor Stadium)

Box score for Notre Dame vs Duke, February 2, 2014. Includes player stats for FG, 3FG, FT, REB, PF, TP, A TO, B S Min and totals for both teams.

FG's (1st half: 19-32, 59.4%; 2nd half: 15-23, 65.2%)
3FG's (1st half: 4-7, 57.1%; 2nd half: 1-4, 25.0%)
FT's (1st half: 2-5, 40.0%; 2nd half: 13-18, 72.2%)

Box score for Duke vs Notre Dame, February 2, 2014. Includes player stats for FG, 3FG, FT, REB, PF, TP, A TO, B S Min and totals for both teams.

FG's (1st half: 13-34, 38.2%; 2nd half: 12-30, 40.0%)
3FG's (1st half: 3-4, 75.0%; 2nd half: 1-8, 12.5%)
FT's (1st half: 5-10, 50.0%; 2nd half: 8-15, 53.3%)

Officials: Dennis DeMayo, Joseph Vasziy, Angelica Suffren
Attendance: 7018 • Technical Fouls: None.

Score by Periods table for Duke vs Notre Dame, showing 1st, 2nd, and Total scores.

[3/3] Duke 111, Pittsburgh 67

Game 21 • January 26, 2014
Durham, N.C. (Cameron Indoor Stadium)

Box score for Pittsburgh vs Duke, January 26, 2014. Includes player stats for FG, 3FG, FT, REB, PF, TP, A TO, B S Min and totals for both teams.

FG's (1st half: 8-37, 21.6%; 2nd half: 13-32, 40.6%)
3FG's (1st half: 2-12, 16.7%; 2nd half: 4-13, 30.8%)
FT's (1st half: 11-17, 64.7%; 2nd half: 8-12, 66.7%)

Box score for Duke vs Pittsburgh, January 26, 2014. Includes player stats for FG, 3FG, FT, REB, PF, TP, A TO, B S Min and totals for both teams.

FG's (1st half: 19-29, 65.5%; 2nd half: 18-33, 54.5%)
3FG's (1st half: 5-8, 62.5%; 2nd half: 5-7, 71.4%)
FT's (1st half: 12-18, 66.7%; 2nd half: 15-21, 71.4%)

Officials: Bryan Brunette, Bob Enterline, Tiara Cruse
Attendance: 4504 • Technical Fouls: None.

Score by Periods table for Pittsburgh vs Duke, showing 1st, 2nd, and Total scores.

[5/5] Duke 78, Clemson 51

Game 24 • February 6, 2014
Clemson, SC. (Littlejohn Coliseum)

Box score for Clemson vs Duke, February 6, 2014. Includes player stats for FG, 3FG, FT, REB, PF, TP, A TO, B S Min and totals for both teams.

FG's (1st half: 11-20, 55.0%; 2nd half: 17-29, 58.6%)
3FG's (1st half: 0-4, 0.0%; 2nd half: 4-7, 57.1%)
FT's (1st half: 6-11, 54.5%; 2nd half: 12-16, 75.0%)

Box score for Duke vs Clemson, February 6, 2014. Includes player stats for FG, 3FG, FT, REB, PF, TP, A TO, B S Min and totals for both teams.

FG's (1st half: 9-28, 32.1%; 2nd half: 8-24, 33.3%)
3FG's (1st half: 1-7, 14.3%; 2nd half: 2-9, 22.2%)
FT's (1st half: 4-6, 66.7%; 2nd half: 10-10, 100.0%)

Officials: Kathleen Lynch, Carla Fountain, Kevin Dillard
Attendance: 921 • Technical Fouls: None.

Score by Periods table for Duke vs Clemson, showing 1st, 2nd, and Total scores.







## Duke Tradition

---

Individual Honors.....	70-74
Coaching Honors.....	74
Academic Honors .....	75
Letterwinners.....	76-77
All-Time Jersey Numbers .....	78
Retired Jerseys.....	79
Year-by-Year Coaching Staffs .....	80
Duke in the ACC Tournament & WNIT.....	81-82
Duke in the NCAA Tournament.....	83
In Season Tournament Results .....	84
Duke in the Associated Press Rankings.....	85
Duke in the USA Today Rankings.....	86
Duke in the WNBA & ABL.....	87
International Hoops .....	88

**Naismith Award -- National Player of the Year**

Lindsey Harding (2007)

**Wooden Award -- National Player of the Year**

Alana Beard (2004)

**State Farm Wade Trophy -- National Player of the Year**

Alana Beard (2004)

**Associated Press -- National Player of the Year**

Alana Beard (2004)

**U.S. Basketball Writers Association (USBWA) -- National Player of the Year**

Alana Beard (2004)

**Victor Award -- National Player of the Year**

Alana Beard (2003)

**ESPN.com -- National Player of the Year**

Alana Beard (2004, 2003)

Lindsey Harding (2007)

**U.S. Basketball Writers Association (USBWA) -- National Freshman of the Year**

Alana Beard (2001)

Elizabeth Williams (2012)

**Basketball Times -- National Freshman of the Year**

Elizabeth Williams (2012)

**ESPN.com -- National Freshman of the Year**

Elizabeth Williams (2012)

**WBCA -- National Defensive Player of the Year**

Lindsey Harding (2007)

**Sports Illustrated for Women -- National Freshman of the Year**

Alana Beard (2001)

**Sports Illustrated -- National Freshman of the Year**

Alana Beard (2001)

**Women's Basketball Journal -- National Freshman of the Year**

Alana Beard (2001)

**WomensCollegeHoops.com -- National Freshman of the Year**

Alana Beard (2001)

**CBS Sportsline -- National Freshman of the Year**

Alana Beard (2001)

**Frances Pomeroy Naismith Award**

Lindsey Harding (2007)

**Lowe's Senior Class Award**

Alison Bales (2007)

Alana Beard (2004)

Joy Cheek (2010-finalist)

Monique Currie (2006-finalist)

Haley Peters (2014-finalist)

Jasmine Thomas (2011-finalist)

Abby Warner (2009 - finalist)

**Wade Trophy Finalist for National Player of the Year**

Alison Bales (2007)

Alana Beard (2004, 2003)

Chante Black (2008)

Monique Currie (2006, 2005)

Lindsey Harding (2007)

Iciss Tillis (2003)

Jasmine Thomas (2010)

**Naismith Finalist for National Player of the Year**

Alana Beard (2004, 2003, 2002)

Monique Currie (2005)

Lindsey Harding (2007)

Georgia Schweitzer (2001)

Iciss Tillis (2004, 2003)

Jasmine Thomas (2010)

**Wooden Award Finalist for National Player of the Year**

Alana Beard (2004)

Monique Currie (2006, 2005)

Chelsea Gray (2013)

Lindsey Harding (2007)

Jasmine Thomas (2011, 2010)

Elizabeth Williams (2013, 2012)

**Honda Award Nominee for National Player of the Year**

Alana Beard (2004, 2003, 2002)

Monique Currie (2005)

Lindsey Harding (2007)

**Kodak/WBCA Coaches All-America**

Alana Beard (2004, 2003, 2002)

Monique Currie (2006, 2005)

Chelsea Gray (2013)

Lindsey Harding (2007)

Georgia Schweitzer (2001)

Iciss Tillis (2003)

Michele VanGorp (1999)

**Associated Press All-America**

Alison Bales (2007-3rd)

Alana Beard (2004-1st, 2003-1st, 2002-1st; 2001-HM)

Chante Black (2009-3rd, 2008-HM)

Monique Currie (2006-2nd, 2005-1st)

Nicole Erickson (1999-HM)

Chelsea Gray (2013-2nd, 2012-HM)

Lindsey Harding (2007-1st, 2006-HM)

Tricia Liston (2014-3rd)

Georgia Schweitzer (2001-3rd)

Iciss Tillis (2004-HM, 2003-HM, 2002-HM)

Jasmine Thomas (2011-2nd, 2010-3rd)

Michele Van Gorp (1999-3rd)

Abby Waner (2008-HM, 2007-HM)

Elizabeth Williams (2014-3rd, 2013-3rd, 2012-3rd)

**John R. Wooden Award All-America**

Alana Beard (2004)

Monique Currie (2006, 2005)

Lindsey Harding (2007)

**United States Basketball Writers Association (USBWA) All-America**

Alison Bales (2007)

Alana Beard (2004, 2003, 2002)

Chante Black (2009)

Monique Currie (2006, 2005)

Chelsea Gray (2012)

Lindsey Harding (2007)

Georgia Schweitzer (2001)

Jasmine Thomas (2010)

**Women's Basketball News Service All-America**

Alana Beard (2004-1st, 2003-1st; 2001-3rd)

Chris Moreland (1988-1st)



AWSF/FAST Break All-America

Sue Harnett (1991-3rd)

State Farm/Kodak WBCA District II All-America

Alison Bales (2007)

Alana Beard (2004, 2003, 2002, 2001)

Chante Black (2008)

Monique Currie (2006, 2005)

Chelsea Gray (2013, 2012)

Tyish Hall (1996)

Lindsey Harding (2007, 2006)

Hilary Howard (1998)

Tricia Liston (2014)

Katie Meier (1990)

Chris Moreland (1988, 1986)

Georgia Schweitzer (2001, 2000)

Iciss Tillis (2004, 2003, 2002)

Jasmine Thomas (2011, 2010)

Elizabeth Williams (2013, 2012)

Basketball Times Freshman All-America

Alana Beard (2001)

WomensCollegeHoops.com Freshman All-America

Monique Currie (2002)

Women's Basketball Journal Freshman All-America

Alana Beard (2001-1st)

Basketball Yearbook Freshman All-America

Katie Meier (1986)

Women's Basketball Journal Defensive All-America

Peppi Browne (2000)

Rochelle Parent (2001-2nd)

NCAA Final Four All-Tournament Team

Alison Bales (2006)

Alana Beard (2003)

Monique Currie (2006)

Nicole Erickson (1999)

Michele Van Gorp (1999)

NCAA All-Region**2012 (Norfolk Region)**

Alexis Jones, Tricia Liston

**2011 (Fresno Region)**

Chelsea Gray, Elizabeth Williams

**2011 (Philadelphia Region)**

Karima Christmas, Jasmine Thomas

**2010 (Memphis Region)**

Joy Cheek, Karima Christmas, Jasmine Thomas

**2008 (Oklahoma City Region)**

Chante Black

**2007 (Greensboro Region)**

Alison Bales

**2006 (Bridgeport Region)**

Alison Bales - MVP, Abby Waner

**2005 (Chattanooga Region)**

Monique Currie, Mistie Williams

**2004 (Midwest)**

Alana Beard, Monique Currie

**2003 (Midwest)**

Alana Beard - MVP, Iciss Tillis

**2002 (East)**

Alana Beard - MVP, Sheana Mosch, Michele Matyasovsky

**2001 (West)**

Alana Beard

**1999 (East)**

Georgia Schweitzer - MVP, Nicole Erickson, Michele Van Gorp

**1998 (West)**

Peppi Browne, Nicole Erickson

ACC Athlete of the Year (Mary Garber Award)

Alana Beard (2003)

Lindsey Harding (2007)

ACC Player of the Year

Alana Beard (2004, 2003, 2002)

Monique Currie (2005)

Chelsea Gray (2013 - Co-POY voted by coaches)

Lindsey Harding (2007)

Chris Moreland (1987)

Georgia Schweitzer (2001, 2000)

ACC Rookie of the Year

Alana Beard (2001)

Katie Meier (1986)

Chris Moreland (1985)

Elizabeth Williams (2012)

All-ACC

Alison Bales (2007-1st)

Mistie Bass (2006-2nd, 2005-3rd, 2004-3rd)

Alana Beard (2004-1st, 2003-1st, 2002-1st, 2001-1st)

Chante Black (2009-1st, 2008-2nd)

Peppi Browne (2000-1st)

Joy Cheek (2010-3rd)

Monique Currie (2006-1st, 2005-1st, 2004-2nd, 2002-2nd)

Ali Day (1996-2nd, 1995-1st)

Nicole Erickson (1999, 1998-2nd)

Jessica Foley (2005-3rd)

Connie Goins (1986-2nd)

Chelsea Gray (2013-1st, 2012-1st)

Tyish Hall (1997, 1996-2nd)

Lindsey Harding (2007-1st, 2006-2nd, 2004-3rd)

Sue Harnett (1991-2nd, 1989-2nd)

Hilary Howard ('99-2nd, 1998-1st)

Carey Kauffman (1995, 1994-2nd)

Vicki Krapohl (2003-3rd)

Tricia Liston (2014-1st)

Katie Meier (1990-1st)

Chris Moreland (1988-2nd, 1987, 1986-1st, 1985-2nd)

Sheana Mosch (2001-3rd)

Kira Orr (1997-2nd)

Haley Peters (2013-2nd, 2012-3rd)

Georgia Schweitzer (2001-1st, 2000-1st)

Iciss Tillis (2004-1st, 2003-1st, 2002-1st)

Jasmine Thomas (2011-1st, 2010-1st)

Krystal Thomas (2011-3rd)

Michele Van Gorp (1999-1st)

Abby Waner (2008-3rd, 2007-2nd)

Elizabeth Williams (2014-1st, 2013-1st, 2012-1st)

All-ACC (Voted by league head coaches - started in 2012-13)

Chelsea Gray (2013-1st)  
 Alexis Jones (2014-2nd)  
 Tricia Liston (2014-1st, 2013-2nd)  
 Elizabeth Williams (2014-1st, 2013-1st)

ACC All-Freshman Team

Mistie Bass (2003)  
 Alana Beard (2001)  
 Payton Black (1996)  
 Peppi Browne (1997)  
 Monique Currie (2002)  
 Krista Gingrich (1999)  
 Chelsea Gray (2011)  
 Lindsey Harding (2003)  
 Alexis Jones (2013)  
 Michele Matyasovsky (2000)  
 Sheana Mosch (2000)  
 Jennifer Scanlon (1993)  
 Georgia Schweitzer (1998)  
 Wanisha Smith (2005)  
 Iciss Tillis (2001)  
 Allison Vernerey (2010)  
 Abby Waner (2006)  
 Wynter Whitley (2002)  
 Elizabeth Williams (2012)

ACC All-Freshman Team (Voted by league head coaches - started in 2012-13)

Alexis Jones (2013)

ACC Defensive Player of the Year

Chante Black (2009)  
 Lindsey Harding (2007, 2006)  
 Elizabeth Williams (2014, 2013, 2012)

ACC All-Defensive Team

Allison Bales (2007, 2005)  
 Alana Beard (2004, 2003, 2002, 2001)  
 Chante Black (2009)  
 Peppi Browne (2000)  
 Chelsea Gray (2013)  
 Lindsey Harding (2007, 2006, 2004)  
 Keturah Jackson (2010)  
 Rochelle Parent (2002, 2001)  
 Jasmine Thomas (2011)  
 Iciss Tillis (2002)  
 Elizabeth Williams (2014, 2013, 2012)

ACC Tournament MVP

Monique Currie (2002)  
 Alexis Jones (2013)  
 Georgia Schweitzer (2001)  
 Jasmine Thomas (2011, 2010)  
 Iciss Tillis (2004, 2003)

ACC All-Tournament Team

Alison Bales (2007-2nd)  
 Mistie Bass (2004-2nd)  
 Alana Beard (2004-1st, 2003-1st, 2002-1st, 2001-1st)  
 Chante Black (2005-2nd)  
 Payton Black (1996-2nd)  
 Joy Cheek (2010-1st, 2008-2nd)  
 Karima Christmas (2011-1st, 2010-1st)  
 Monique Currie (2006-2nd, 2005-1st, 2004-2nd)  
 Ali Day (1995-2nd)  
 Nicole Erickson (1998-2nd)  
 Carrem Gay (2009-1st)

Krista Gingrich (2002-2nd)  
 Chelsea Gray (2012-2nd, 2011-2nd)  
 Lindsey Harding (2003-2nd)  
 Hilary Howard (1998-1st)  
 Tricia Liston (2014-1st, 2013-2nd)  
 Michele Matyasovsky (2001-2nd)  
 Katie Meier (1990)  
 Chris Moreland (1985)  
 Sheana Mosch (2003-2nd, 2000-2nd)  
 Kira Orr (1997-1st, 1996-1st, 1995-1st)  
 Rochelle Parent (2001-1st)  
 Haley Peters (2014-2nd, 2013-1st)  
 Lauren Rice (2000-1st)  
 Georgia Schweitzer (2000-1st)  
 Iciss Tillis (2002-2nd)  
 Michele Van Gorp (1999-2nd)  
 Abby Waner (2009-1st, 2008-1st, 2007-1st)  
 Missy West (2000-2nd)  
 Elizabeth Williams (2014-1st, 2013-1st)

ACC Players of the Week

2013-14 - Chelsea Gray (two times), Tricia Liston  
 2012-13 - Tricia Liston, Elizabeth Williams, Chelsea Gray  
 2011-12 - Chelsea Gray (two times)  
 2010-11 - Jasmine Thomas  
 2009-10 - Jasmine Thomas  
 2006-07 - Alison Bales, Lindsey Harding (two times), Wanisha Smith, Abby Waner  
 2005-06 - Monique Currie (two times), Lindsey Harding  
 2004-05 - Monique Currie (two times)  
 2003-04 - Mistie Bass, Iciss Tillis, Alana Beard (six times)  
 2002-03 - Alana Beard (six times), Iciss Tillis (four times)  
 2001-02 - Alana Beard (five times)  
 2000-01 - Alana Beard, Sheana Mosch  
 1999-00 - Georgia Schweitzer (two times)  
 1998-99 - Nicole Erickson (three times), Michele Van Gorp  
 1997-98 - Hilary Howard, Michele Van Gorp  
 1996-97 - Payton Black, Tyish Hall  
 1995-96 - Tyish Hall (four times)  
 1994-95 - Ali Day (two times), Carey Kauffman  
 1993-94 - Carey Kauffman  
 1990-91 - Sue Harnett  
 1989-90 - Katie Meier (two times)  
 1988-89 - Sue Harnett  
 1987-88 - Katie Meier, Chris Moreland  
 1986-87 - Katie Meier, Chris Moreland  
 1985-86 - Connie Goins  
 1984-85 - Chris Moreland (two times)  
 1983-84 - Maura Hertzog

► *Alana Beard holds the ACC record with 18 ACC Player of the Week Selections*

ACC Rookies of the Week

2012-13 - Alexis Jones (three times)  
 2011-12 - Elizabeth Williams (nine times - Tied ACC Record)  
 2010-11 - Chelsea Gray  
 2009-10 - Allison Vernerey  
 2007-08 - Krystal Thomas  
 2006-07 - Joy Cheek  
 2005-06 - Abby Waner (two times)  
 2004-05 - Chante Black, Wanisha Smith (three times)  
 2002-03 - Mistie Bass (two times), Jessica Foley, Lindsey Harding  
 2001-02 - Monique Currie (five times), Wynter Whitley  
 2000-01 - Alana Beard (seven times), Rometra Craig, Iciss Tillis (two times)

1997-98 - Georgia Schweitzer  
 1996-97 - Peppi Browne (two times)  
 1995-96 - Payton Black (three times), Nazrawit Medhanie  
 1992-93 - Jen Scanlon  
 1990-91 - Shannon Wills

*\*\* Since 2000-01, Duke has swept the ACC Player and Rookie of the Week selections a total of nine times --*

Jan. 23, 2012 - Chelsea Gray (POW), Elizabeth Williams (ROW)  
 Dec. 6, 2009 - Jasmine Thomas (POW), Allison Vernerey (ROW)  
 Dec. 26, 2006 - Lindsey Harding (POW), Joy Cheek (ROW)  
 March 3, 2003 - Iciss Tillis (POW), Jessica Foley (ROW)  
 Dec. 9, 2002 - Alana Beard (POW), Mistie Bass (ROW)  
 Feb. 25, 2002 - Alana Beard (POW), Wynter Whitley (ROW)  
 Dec. 10, 2001 - Alana Beard (POW), Monique Currie (ROW)  
 Jan. 29, 2001 - Sheana Mosch (POW), Iciss Tillis (ROW)  
 Jan. 15, 2001 - Alana Beard (POW & ROW)

#### ACC Rookies of the Week - All-Time ACC List for Most in a Season

2011-12 - Elizabeth Williams, Duke (9)  
 1992-93 - Tracy Conner, Wake Forest (9)  
 2006-07 - Monica Wright, Virginia (8)  
 1998-99 - Niesha Butler, Georgia Tech (7)  
 2000-01 - Alana Beard, Duke (7)  
 2010-11 - Alyssa Thomas, Maryland (7)  
 1991-92 - Charlotte Smith, North Carolina (6)  
 1997-98 - Tynesha Lewis, N.C. State (6)  
 2001-02 - Brandi Teamer, Virginia (6)  
 2002-03 - LaTangela Atkinson, North Carolina (6)

#### ACC All-Star Team

Windsor Coggeshall (1994)  
 Tyish Hall (1994)  
 Jennifer Scanlon (1993)

#### U.S. Olympic Festival

Payton Black (1995)  
 Debbie Leonard (coach - 1987)  
 Chris Moreland (1986)  
 Kira Orr (1994, 1995)

#### NCAIAW Division I All-Star Team

Barb Krause (1981-1st)

#### ESPN The Magazine Shooting Guard of the Year

Alana Beard (2002)

#### ESPN The Magazine Power Forward of the Year

Iciss Tillis (2002 - nominee)

#### Robin Roberts/WBCA Broadcasting Scholarship

Lindsey Harding (2007)

#### Nancy Lieberman Step Up Award Nominee (Top Point Guard)

Alana Beard (2002)  
 Chelsea Gray (2014, 2013 - finalist, 2012 - finalist)  
 Lindsey Harding (2007 - winner, 2006, 2004)  
 Georgia Schweitzer (2001)  
 Jasmine Thomas (2011, 2010)

#### WBCA All-Star Challenge

Mistie Bass (2006)  
 Alana Beard (2004)  
 Monique Currie (2006)

Georgia Schweitzer (2001)

Iciss Tillis (2004)

#### Mountain Dew Three-Point Championship

Vicki Krapohl (2004)

#### All-Time All-Tournament Team Selections

2013 Paradise Jam - Tricia Liston - MVP, Elizabeth Williams  
 2012 Women of Troy - Chelsea Gray - MVP, Elizabeth Williams  
 2011 Junkanoo Jam - Elizabeth Williams, Chelsea Gray  
 2009 Women of Troy Classic - Chante Black - MVP, Jasmine Thomas  
 2008 Paradise Jam - Chante Black  
 2007 Blue Sky Classic - Lindsey Harding - MVP, Abby Waner  
 2006 Duke Classic - Lindsey Harding - MVP, Mistie Bass  
 2006 Surf'N Slam Classic - Monique Currie - MVP, Chante Black, Mistie Williams  
 2005 Sportsview.tv WNIT - Monique Currie  
 2004 Duke Classic - Alana Beard - MVP, Monique Currie, Iciss Tillis  
 2004 LMU Marina Beach Classic - Alana Beard - MVP, Monique Currie  
 2003 South Padre Shootout - Alana Beard - MVP, Sheana Mosch, Jessica Foley  
 2003 Duke Classic - Alana Beard - MVP, Iciss Tillis  
 2002 Paradise Jam - Alana Beard - MVP, Iciss Tillis  
 2002 Duke Classic - Alana Beard - MVP, Iciss Tillis  
 2002 South Padre Shootout - Alana Beard - MVP, Sheana Mosch, Jessica Foley  
 2001 Duke Classic - Alana Beard  
 2000 Women's Sports Foundation Classic - Alana Beard - MVP, Georgia Schweitzer, Iciss Tillis  
 2000 Duke Classic - Georgia Schweitzer - MVP, Alana Beard, Rometra Craig  
 2000 Fun in the Sun Shootout - Georgia Schweitzer - MVP, Sheana Mosch  
 1999 Sun Splash Shootout - Peppi Browne - MVP, Georgia Schweitzer  
 1999 Duke Classic - Georgia Schweitzer - MVP, Peppi Browne  
 1998 Duke Classic - Nicole Erickson - MVP, Michele Van Gorp  
 1998 Nike Four in the Fall - Michele Van Gorp  
 1997 State Farm Classic - Payton Black, Michele Van Gorp  
 1997 Duke Classic - Nicole Erickson - MVP  
 1997 San Juan Shootout - Payton Black, Michele Van Gorp  
 1996 Central Fidelity Invitational - Payton Black  
 1996 Duke Classic - Kira Orr - MVP, Payton Black, Peppi Browne  
 1995 UNO Thanksgiving Classic - Tyish Hall - MVP, Ali Day  
 1995 Duke Classic - Tyish Hall - MVP, Kira Orr, Jennifer Scanlon  
 1995 ACC Big Four Classic - Tyish Hall  
 1994 ODU Dial Soap Classic - Carey Kauffman, Kira Orr  
 1994 Duke Classic - Jennifer Scanlon - MVP, Ali Day, Kira Orr  
 1994 St. Joe's Hawk Classic - Jennifer Scanlon - MVP, Carey Kauffman  
 1993 Duke Classic - Missy Anderson - MVP, Zeki Blanding  
 1993 Oakland Tribune Classic - Carey Kauffman, Jennifer Scanlon  
 1992 Seattle Times Husky Classic - Jennifer Scanlon  
 1992 Duke Classic - Zeki Blanding  
 1991 Boilermaker Classic - Robin Baker, Monika Kost  
 1991 Duke Classic - Celeste Lavoie  
 1991 Harvard Invitational - Monika Kost - MVP, Celeste Lavoie  
 1990 USF Holiday Classic - Traci Williams - MVP, Sue Harnett  
 1990 Coca-Cola Jowers Jamboree - Sue Harnett - MVP, Traci Williams  
 1990 Duke Dial Soap Classic - Sue Harnett, Traci Williams  
 1990 Felpausch/MSU Holiday Classic - Sue Harnett  
 1989 Duke Dial Soap Classic - Katie Meier - MVP, Sue Harnett  
 1989 Bowling Green Bank - Sue Harnett, Katie Meier  
 1988 VCU Classic - Sue Harnett - MVP, Jenni Kraft  
 1988 Duke Dial Soap Classic - Sue Harnett - MVP, Robin Baker, Jenni Kraft  
 1988 Downeast Auto Classic - Sue Harnett - MVP  
 1987 Anheuser Busch Tip-Off Classic - Katie Meier - MVP, Sue Harnett, Chris Moreland  
 1987 Lady Friar Classic - Katie Meier - MVP, Chris Moreland  
 1986 Cahill Invitational - Chris Moreland  
 1984 USF Holiday Classic - Joanne Boyle, Connie Goins

**McDonald's All-America**

---

2014 - Sierra Calhoun, Lyneé Belton  
 2013 - Oderah Chidom, Kendall Cooper, Rebecca Greenwell  
 2012 - Alexis Jones, Sierra Moore  
 2011 - Amber Henson, Elizabeth Williams  
 2010 - Chelsea Gray, Richa Jackson, Haley Peters  
 2007 - Jasmine Thomas, Krystal Thomas  
 2006 - Joy Cheek  
 2005 - Carrem Gay, Abby Waner  
 2004 - Wanisha Smith, Chante Black  
 2003 - Alison Bales, Brittany Hunter  
 2002 - Mistie Bass, Caitlin Howe, Brooke Smith

**NCAA District III Coach of the Year**

---

1995 - Gail Goestenkers  
 1985 - Debbie Leonard

**WBCA All-America**

---

2014 - Sierra Calhoun  
 2013 - Oderah Chidom, Kendall Cooper, Rebecca Greenwell  
 2012 - Alexis Jones  
 2011 - Amber Henson, Elizabeth Williams  
 2010 - Chelsea Gray, Richa Jackson  
 2008 - Shay Selby  
 2007 - Jasmine Thomas, Krystal Thomas, Karima Christmas  
 2006 - Bridgette Mitchell  
 2005 - Carrem Gay, Abby Waner  
 2004 - Wanisha Smith, Chante Black  
 2003 - Alison Bales, Brittany Hunter  
 2002 - Mistie Bass, Brooke Smith  
 2001 - Monique Currie, Wynter Whitley  
 2000 - Alana Beard, Iciss Tillis, Rometra Craig  
 1999 - Olga Gvozdenovic, Michele Matyasovsky  
 1994 - Nicole Erickson  
 1993 - Windsor Coggeshall

**Naismith National Coach of the Year**

---

2007, 2003 - Gail Goestenkers

**Associated Press National Coach of the Year**

---

2007 - Gail Goestenkers

**Russell Athletic/WBCA National Coach of the Year**

---

2007, 2003 - Gail Goestenkers

**USBWA National Coach of the Year**

---

2007 - Gail Goestenkers

**GBallmag.com National Coach of the Year**

---

2002 - Gail Goestenkers

**Basketball Times National Coach of the Year**

---

2007, 2000 - Gail Goestenkers

**Victor Award - National Coach of the Year**

---

2003, 1999 - Gail Goestenkers

**Naismith Finalist for Coach of the Year**

---

2004, 2003, 2002, 2001 - Gail Goestenkers

**ACC Coach of the Year**

---

2013, 2012, 2010 - Joanne P. McCallie  
 2004, 2003, 2002, 1999, 1996, 1995 - Gail Goestenkers  
 1985 - Debbie Leonard

**WBCA District II Coach of the Year**

---

2004, 2003, 2002, 2001 - Gail Goestenkers



ESPN The Magazine Academic All-America

2013-14 - Haley Peters (Third Team)  
 2010-11 - Jasmine Thomas (Second Team)  
 2009-10 - Jasmine Thomas (Third Team)  
 2006-07 - Abby Waner (First Team)

GTE/CoSIDA Academic All-America

1988 - Katie Meier (Second Team)  
 1984 - Stacy Hurd (Honorable Mention)  
 1983 - Stacy Hurd (Honorable Mention)

ESPN The Magazine/CoSIDA Academic All-District III

2014 - Haley Peters  
 2013 - Haley Peters  
 2012 - Allison Vernerey  
 2011 - Jasmine Thomas  
 2010 - Jasmine Thomas  
 2009 - Jasmine Thomas  
 2008 - Abby Waner  
 2007 - Abby Waner  
 2006 - Jessica Foley  
 2005 - Jessica Foley  
 1988 - Paula Anderson

Wallace Wade Scholarship

1997 - Ali Day  
 1991 - Sue Harnett

ACC Postgraduate Scholarship

1996 - Ali Day

Kay Yow ACC Scholar-Athlete of the Year

2010-11 - Jasmine Thomas  
 2009-10 - Jasmine Thomas

ACC All-Academic Team

2013-14 - Chelsea Gray, Tricia Liston, Haley Peters, Elizabeth Williams  
 2012-13 - Chelsea Gray, Alexis Jones, Tricia Liston, Haley Peters, Allison Vernerey  
 2011-12 - Haley Peters, Kathleen Scheer, Shay Selby, Tricia Liston, Allison Vernerey, Elizabeth Williams  
 2010-11 - Jasmine Thomas, Haley Peters, Kathleen Scheer, Shay Selby, Allison Vernerey  
 2009-10 - Jasmine Thomas, Keturah Jackson, Bridgette Mitchell, Allison Vernerey  
 2008-09 - Jasmine Thomas, Bridgette Mitchell  
 2007-08 - Abby Waner  
 2006-07 - Alison Bales, Abby Waner  
 2005-06 - Jessica Foley  
 2004-05 - Jessica Foley  
 2003-04 - Vicki Krapohl  
 2002-03 - Jessica Foley, Michele Matyasovsky  
 2001-02 - Krista Gingrich, Michele Matyasovsky  
 2000-01 - Georgia Schweitzer  
 1999-00 - Krista Gingrich, Georgia Schweitzer  
 1998-99 - Georgia Schweitzer  
 1997-98 - Payton Black, Michele Van Gorp

ACC Honor Roll

2013-14 - Oderah Chidom, Jenna Frush, Chelsea Gray, Rebecca Greenwell, Katie Heckman, Richa Jackson, Ka'lia Johnson, Tricia Liston, Haley Peters, Chloe Wells, Elizabeth Williams  
 2012-13 - Jenna Frush, Chelsea Gray, Katie Heckman, Amber Henson, Ka'lia Johnson, Alexis Jones, Tricia Liston, Sierra Moore,

Haley Peters, Allison Vernerey, Elizabeth Williams  
 2011-12 - Jenna Frush, Amber Henson, Richa Jackson, Allison Vernerey, Elizabeth Williams  
 2010-11 - Karima Christmas, Chelsea Gray, Tricia Liston, Haley Peters, Kathleen Scheer, Shay Selby, Jasmine Thomas, Krystal Thomas, Allison Vernerey  
 2009-10 - Chelsea Hopkins, Bridgette Mitchell, Kathleen Scheer, Shay Selby, Jasmine Thomas, Allison Vernerey  
 2008-09 - Chante Black, Joy Cheek, Carrem Gay, Chelsea Hopkins, Bridgette Mitchell, Kathleen Scheer, Jasmine Thomas, Abby Waner  
 2007-08 - Chante Black, Bridgette Mitchell, Jasmine Thomas, Abby Waner, Emily Waner  
 2006-07 - Alison Bales, Chante Black, Bridgette Mitchell, Abby Waner, Emily Waner  
 2005-06 - Alison Bales, Jessica Foley, Abby Waner, Emily Waner, Mistie Bass  
 2004-05 - Alison Bales, Jessica Foley, Caitlin Howe, Emily Waner  
 2003-04 - Alison Bales, Jessica Foley, Caitlin Howe, Vicki Krapohl, Kalita Marsh  
 2002-03 - Monique Currie, Jessica Foley, Caitlin Howe, Vicki Krapohl, Michele Matyasovsky, Brooke Smith  
 2001-02 - Krista Gingrich, Michele Matyasovsky  
 2000-01 - Krista Gingrich, Vicki Krapohl, Georgia Schweitzer, Missy West  
 1999-00 - Jennifer Forte, Krista Gingrich, Rochelle Parent, Georgia Schweitzer  
 1998-99 - Payton Black, Krista Gingrich, Naz Medhanie, Lauren Rice, Georgia Schweitzer  
 1997-98 - Payton Black, Shaeeta Brown, Naz Medhanie, Michele Van Gorp  
 1996-97 - Katie Brodnik, Shaeeta Brown, Windsor Coggeshall, Jennifer Forte, Tye Hall, Naz Medhanie  
 1995-96 - Shaeeta Brown, Ali Day, Naz Medhanie  
 1994-95 - Zeki Blanding, Susan Brandau, Ali Day, Carey Kauffman, Kristina Meiman  
 1993-94 - Susan Brandau, Ali Day, Valerie Evans, Carey Kauffman, Kristina Meiman, Mary Ann Puckett  
 1992-93 - Susan Brandau, Ali Day, Carey Kauffman  
 1991-92 - Susan Brandau, Valerie Evans, Carey Kauffman, Monika Kost, Celeste Lavoie, Pamela McFarland, Heather McKaig  
 1990-91 - Monica Kost  
 1989-90 - Sue Harnett, Pamela McFarland, Jacki McKisson, Leigh Morgan, Teri Rodgers  
 1988-89 - Sue Harnett, Katie Meier, Leigh Morgan, Teri Rodgers  
 1987-88 - Paula Anderson, Dade Fletcher, Katie Meier, Leigh Morgan, Teri Rodgers  
 1986-87 - Paula Anderson, Rita Kalinowski, Katie Meier, Chris Moreland, Carolyn Sonzogni  
 1985-86 - Paula Anderson, Connie Goins, Kimberly Hunter, Rita Kalinowski, Katie Meier, Chris Moreland, Kathryn Radabaugh  
 1984-85 - Paula Anderson, Connie Goins  
 1983-84 - Connie Goins, Jo Harlow, Maura Hertzog, Stacy Hurd  
 1982-83 - Connie Goins, Jo Harlow, Stacy Hurd, Margo Walsh

Missy Anderson <b>G</b>	1991, 92, 93, 94	Jonesville, Va.	Brittany Hunter <b>F/C</b>	2004	Columbus, Ohio
Paula Anderson <b>G/F</b>	1985, 86, 87, 88	Fairfax, Va.	Kim Hunter <b>G</b>	1984, 85, 86, 87	Plainfield, N.J.
Alison Bales <b>C</b>	2004, 05, 06, 07	Dayton, Ohio	Stacy Hurd <b>F</b>	1981, 82, 83, 84	Troy, N.Y.
Robin Baker <b>G</b>	1989, 90, 91, 92	Buhler, Kan.	Keturah Jackson <b>G/F</b>	2006, 07, 08, 09, 10	Columbia, S.C.
Mistie Bass <b>C</b>	2003, 04, 05, 06	Janesville, Wis.	Richa Jackson <b>F</b>	2011, 12, 13, 14	Midwest City, Okla.
Alana Beard <b>G/F</b>	2001, 02, 03, 04	Frierson, La.	Brittany James <b>F</b>	1989	West Hempstead, N.Y.
Betsy Bergeron <b>G</b>	1976, 77, 78, 79	Greenwich, Conn.	Joy James	1976	
Chante Black <b>C</b>	2005, 06, 07, 08, 09	Winston-Salem, N.C.	Ka'lia Johnson <b>G</b>	2012, 13, 14	Chester, Va.
Payton Black <b>C/F</b>	1996, 97, 98, 99	Westchester, Pa.	Nicole Johnson <b>G/F</b>	1991, 92, 93, 94	Fridley, Minn.
Zeki Blanding <b>C</b>	1992, 93, 94, 95	Springfield, Va.	Alexis Jones <b>G</b>	2013, 14	Midland, Texas
Joanne Boyle <b>F</b>	1982, 83, 84, 85	Monroeville, Pa.	Takisha Jones <b>F</b>	1996, 97, 98, 99	Orangeburg, S.C.
Susan Brandau <b>G</b>	1992, 93, 94, 95	Lilburn, Ga.	Rita Kalinowski <b>C</b>	1985, 86, 87	Smithton, Pa.
Katie Brodnik <b>F</b>	1996, 97	Vienna, Va.	Carey Kauffman <b>G/F</b>	1992, 93, 94, 95	Lilburn, Ga.
LaNedra Brown <b>C</b>	2000, 01	Rochester, N.Y.	Laurie Koffenberger <b>F</b>	1976, 77	Newark, Del.
Shaeeta Brown <b>G</b>	1994, 95, 97, 98	Brusly, La.	Monika Kost <b>F</b>	1988, 90, 91, 92	Lindenhurst, N.Y.
Peppi Browne <b>G/F</b>	1997, 98, 99, 00	Silver Spring, Md.	Jenni Kraft <b>F/G</b>	1989	Franklin, Wis.
Liz Bulger <b>C</b>	1977, 78, 79	Rockville, Md.	Vicki Krapohl <b>G</b>	2001, 02, 03, 04	Mount Pleasant, Mich.
Tracy Carter <b>G</b>	1989	Shaker Heights, Ohio	Barb Krause <b>F</b>	1979, 80, 81	Freeport, Maine
Joy Cheek <b>F</b>	2007, 08, 09, 10	Charlotte, N.C.	Laura Kurz <b>G/F</b>	2005, 06	Lower Gwynedd, Pa.
Jennifer Chestnut <b>C</b>	1981, 82, 83, 84	Alief, Texas	Ellen Langhi <b>F</b>	1986, 87, 88, 89	Hopkinsville, Ky.
Oderah Chidom <b>F</b>	2014	Oakland, Calif.	Celeste Lavoie <b>F</b>	1991, 92	Nashua, N.H.
Karima Christmas <b>F/G</b>	2008, 09, 10, 11	Houston, Texas	Laurie Layman	1976	
Tracey Christopher <b>F</b>	1986, 87, 88, 89	Pittsburgh, Pa.	Sue Leonard <b>G</b>	1979	Park Ridge, Ill.
Windsor Coggeshall <b>F</b>	1994, 95, 96, 97	Vienna, Va.	Tricia Liston <b>G</b>	2011, 12, 13, 14	River Forest, Ill.
Heather Conway <b>C</b>	1981	Orange, Canada	Mary Lockey <b>G</b>	1977, 78	Newport, N.C.
Kendall Cooper <b>F</b>	2014	Carson, Calif.	Pam Markiewicz <b>G</b>	1979, 80	West Hartford, Conn.
Jennifer Copeland <b>G</b>	1982	Inman, S.C.	Kalita Marsh <b>G</b>	2004	Wilson, N.C.
Rometra Craig <b>G</b>	2001	Portola Valley, Calif.	Kim Matthews <b>G/F</b>	1979, 80, 81, 82	Cincinnati, Ohio
Monique Currie <b>G/F</b>	2002, 04, 05, 06	Washington, D.C.	Michele Matyasovsky <b>F</b>	2000, 01, 02, 03	Somerdale, N.J.
Ali Day <b>C</b>	1993, 94, 95, 96	Hudson, Ohio	Tara McCarthy <b>G</b>	1978, 79, 80	Garden City, N.Y.
Leslie Earnhardt <b>F</b>	1979, 80	Rockwell, N.C.	Dana McDonald <b>G</b>	1990, 91, 92, 93	Milheim, Pa.
Ruth Ellis <b>G/F</b>	1978	Greenville, S.C.	Pam McFarland <b>G</b>	1989, 90, 91, 92	Ocean City, N.J.
Nicole Erickson <b>G</b>	1998, 99	Fullerton, Calif.	Jennifer McGinnis <b>F</b>	1995	Oak Ridge, Tenn.
Valerie Evans <b>F</b>	1991, 92, 93, 94	Terre Haute, Ind.	Heather McKaig <b>G</b>	1991, 92, 93	Charlotte, N.C.
Dade Fletcher <b>F</b>	1988	Raleigh, N.C.	Jackie McKisson <b>F</b>	1990	Bloomington, Minn.
Jessica Foley <b>G</b>	2003, 04, 05, 06	Wodonga, Victoria, Australia	Nazrawit Medhanie <b>G</b>	1996, 97, 98, 99	Spanga, Sweden
Jennifer Forte <b>C</b>	1997, 98, 99	Raleigh, N.C.	Katie Meier <b>G</b>	1986, 87, 88, 90	Wheaton, Ill.
Kathy Friend <b>F</b>	1978	Charlottesville, Va.	Kristina Meiman <b>G</b>	1992, 93, 94, 95	Louisville, Ky.
Jenna Frush <b>G</b>	2012, 13, 14	Durham, N.C.	Candy Mikels <b>F</b>	1982, 83, 84, 85	High Point, N.C.
Carrem Gay <b>F</b>	2006, 07, 08, 09	New York, N.Y.	Brittany Mitch <b>G/F</b>	2006, 07, 08	McLean, Va.
Lello Gebisa <b>C</b>	2000, 01	West Lafayette, Ind.	Bridgette Mitchell <b>F/G</b>	2007, 08, 09, 10	Trenton, N.J.
Krista Gingrich <b>G</b>	1999, 00, 01, 02	Lewistown, Pa.	Sue Monroe <b>F</b>	1979, 80	Washington, D.C.
Carol Giordano <b>F</b>	1978	Decatur, Ga.	Sierra Moore <b>G/F</b>	2013	Hanover, Pa.
Connie Goins <b>G</b>	1983, 84, 85, 86	Frankfort, Ky.	Chris Moreland <b>F</b>	1985, 86, 87, 88	Alexandria, Va.
Chelsea Gray <b>G</b>	2011, 12, 13, 14	Manteca, Calif.	Dana Morgan <b>G</b>	2004	Camden, Ark.
Rebecca Greenwell <b>G</b>	2014	Owensboro, Ky.	Leigh Morgan <b>G</b>	1987, 88, 89, 90	Port Angeles, Wash.
Jeanne Griffin <b>G</b>	1979	Charleston, S.C.	Sheana Mosch <b>G</b>	2000, 01, 02, 03	Clearfield, Pa.
Olga Gvozdenovic <b>C</b>	2000, 01	Glenview, Ill.	Kira Orr <b>G</b>	1994, 95, 96, 97	Poolesville, Md.
Tyish Hall <b>F</b>	1994, 95, 96, 97	Centreville, Va.	Rochelle Parent <b>F</b>	1998, 99, 00, 01	Akron, Ohio
Lynne Hanrahan <b>F</b>	1986	Rockville, Md.	Haley Peters <b>G/F</b>	2011, 12, 13, 14	Red Bank, N.J.
Lindsey Harding <b>G</b>	2003, 04, 05, 06, 07	Houston, Texas	Marcy Peterson <b>F</b>	1989, 90	Bowie, Ariz.
Jo Harlow <b>F</b>	1981, 82, 83, 84	Harrodsburg, Ky.	Mary Ann Puckett <b>C</b>	1994	Dowelltown, Tenn.
Sue Harnett <b>C</b>	1987, 88, 89, 91	Staten Island, N.Y.	Kathy Radabaugh <b>G</b>	1986	Doylestown, Pa.
Allison Hart <b>F</b>	1983, 84, 85	Peoria, Ill.	Holly Reid <b>G/F</b>	1980, 81	Rumson, N.J.
Maureen Hathorn <b>F</b>	1978	Wheaton, Md.	Lauren Rice <b>F</b>	1997, 98, 99, 00	Peru, Ind.
Janee Hayes <b>F</b>	1999, 00, 01	Washington, D.C.	Teri Rodgers <b>G</b>	1988, 89, 90	Libertyville, Ill.
Katie Heckman <b>C</b>	2013	Centennial, Colo.	Alexis Rogers <b>G/F</b>	2010	West Chester, Ohio
Amber Henson <b>F</b>	2012, 13, 14	Tampa, Fla.	Jennifer Rokus <b>C</b>	1980	Leesburg, Va.
Ada Healey <b>G/F</b>	1981	Atlanta, Ga.	Claire Rose <b>G/F</b>	1980, 81, 82, 83	Bryn Mawr, Pa.
Juanita Hepburn <b>C</b>	1996, 97, 98	Pretoria, South Africa	Jennifer Scanlon <b>G/F</b>	1993, 94, 95, 96	Ballston, N.Y.
Maura Hertzog <b>G</b>	1982, 83, 84, 85	Allentown, Pa.	Kathleen Scheer <b>F/G</b>	2009, 10, 11, 12	New Haven, Mo.
Chelsea Hopkins <b>G</b>	2009, 10	Las Vegas, Nev.	Georgia Schweitzer <b>G</b>	1998, 99, 00, 01	Pataskala, Ohio
Hilary Howard <b>G</b>	1996, 97, 98, 99	Scarsdale, N.Y.	Shay Selby <b>G</b>	2009, 10, 11, 12	Cleveland, Ohio
Caitlin Howe <b>G</b>	2003, 04, 05	Rochester, N.Y.	Brooke Smith <b>C</b>	2003	San Anselmo, Calif.

Wanisha Smith G	2005, 06, 07, 08	Upper Marlboro, Md.
Carolyn Sonzogni G	1984, 85, 86, 87	Oradell, N.J.
Alice Steuby F	1990	St. Louis, Mo.
Sarah Sullivan C	1983, 85, 86, 87	Wynnewood, Pa.
Sigrid Taylor F/C	1977	Staten Island, N.Y.
Kathy Tenney G	1981	Buffalo, N.Y.
Jasmine Thomas G	2008, 09, 10, 11	Fairfax, Va.
Krystal Thomas C	2008, 09, 10, 11	Orlando, Fla.
Patti Thomasson G	1980, 81	Charleston, W. Va.
lciss Tillis F	2001, 02, 03, 04	Tulsa, Okla.
Michele Van Gorp C	1998, 99	Macomb, Mich.
Allison Vernerey C	2010, 11, 12, 13	Alsace, France
Margo Walsh G	1980, 81, 82, 83	Endwell, N.Y.
Patty Walsh G	1976, 77	Bethesda, Md.
Abby Waner G	2006, 07, 08, 09	Highlanda Ranch, Colo.
Emily Waner G	2006, 07, 08	Highlands Ranch, Colo.
Lisa Warren C	1977, 78, 79, 80	Barrington, R.I.
Susan Weeks F	1985	Clayton, Mo.
Chloe Wells G	2011, 12, 13, 14	Colton, Calif.
Missy West G	1997, 99, 00, 01	Malone, N.Y.
Crystal White C	2001	Clinton Township, Mich.
Wynter Whitley F/C	2002, 03, 04, 05	Atlanta, Ga.
Shannon Wills F	1990, 91, 92	Pittsburgh, Pa.
Elizabeth Williams C	2012, 2013, 14	Virginia Beach, Va.
Traci Williams G	1988, 89, 90, 91	Fayetteville, N.C.

#### Managers

Ben Adams - 2005, 06, 07; Gloria Ahn - 2009, 10, 11; Katy Ast - 1990; Nicole Anderson - 1991; Neil Berlin - 1996, 97, 98, 99; Arway Boker - 2004, 05, 06, 07; Lynn Bolling - 1979, 80; Harold Bost - 1988, 89, 90; Allison Breuer - 2013, 14; Kenny Brown - 1992; Michelle Brown - 1999, 00, 01; Alexis Carter - 2008, 09, 10; Lauren Childress - 2012; Jung Inn Choi - 2005, 06, 07; Catherine Citrano - 1985; Hallie Cramer - 2014; Jessica David - 2010, 11, 12; Darla DeFrance - 1994, 95, 97; Patrick Erker - 2004, 05, 06, 07; Brooke Evans - 2013, 14; Rob Feagin - 1988; Tommy Feehan - 2005, 06, 07, 08; Carolyn Fishman - 2014; Jake Friedman - 2012; Ann Fields - 2009, 10; Tameika Fleming - 1999, 00, 01; Jake Friedman, 2011, 12, 13; Jill Gambling - 1985; Taylor Glymph - 2009, 10, 11, 12; Junior Gonzales - 2003, 04; Steve Gregg - 1991; Elizabeth Hall - 08; Alexis Harris - 2011; Mychal Harrison - 2000, 01; Abby Hoffman - 2013, 14; Maya Hughes - 2004; Zanzi Huysmans - 2013, 14; Risa Isard - 2011, 12; Erin James - 2005, 07; Jordan Jarrett - 2009, 10; Neil Johnson - 2001; Margaret Jones - 1984; Teresa Jones - 1983, 84; Kathy Kennedy - 1979, 80, 81, 82; Caroline Logue - 2005; Kalita Marsh - 2001, 02, 03; Jaime Marsanico - 98, 99, 00, 01; Paige Martin - 2006, 07; Mari Matthew - 2014; Erinn Menninger - 2013, 14; Faith Moore - 2014; Martha Morris - 1981, 82, 83; Susan Morris - 1981, 82, 83; P.J. Moses - 1992, 93, 94, 95; Samantha Mumma - 2008, 09, 11; Candace Murphy - 2006, 07, 08; Stephanie Louis - 2001, 02, 03, 04; Jany Lyon - 1984; Morgan Oliver - 2010, 11, 12, 13; Elisabeth Pitts - 2011; Amanda Rosen - 2006, 07; Alex Ryan - 2004; Lizette Dos Santos - 2012, 13, 14; Justin Shapiro - 2004, 05; Margaret Skoglund - 2007, 08, 09, 10; Shani Taylor - 2005; Crystal Terry - 2012, 13, 14; Debbie Teske - 1983; Jasmine Thompson - 2013, 14; Toby Valentino - 1996, 97, 98, 99; Michelle Williams - 1999, 00; Sade In the Woods - 2007.

The following is a list of numbers worn by Duke women's basketball players from the 1977-78 season to the present. The names under each number are listed beginning with the most recent to wear the number.

0	Pam McFarland -1992 (partial)	21	Kendall Cooper - 2014-15	33	Susan Leonard - 1979
1	Elizabeth Williams - 2012-15		Joy Cheek - 2007-10		Haley Peters - 2011-14
	Chelsea Hopkins - 2009-10		Krista Gingrich - 1999-2002		Iciss Tillis - 2001-04
	Mistie Bass - 2003-06	22	Kristina Meiman - 1992-95		Payton Black - 1996-99
2	Alexis Jones - 2013-14		Traci Willams - 1988-91		Jennifer McGinnis - 1995
	Emily Waner - 2006-08		Maura Hertzog - 1983-1985		Dana McDonald - 1990-93
3	Kianna Holland - 2014		Joanne Boyle - 1982		Tracy Christopher - 1986-89
	Shay Selby - 2009-12		Leslie Earnhardt - 1979-80		Jeanne Griffin - 1979
	Laura Kurz - 2004-06		Stephanie Faserberg - 1978		Maureen Hathorn - 1978
	Sheana Mosch - 2000-03		Oderah Chidom - 2014-15	34	Lyneé Belton - 2014-15
	Teri Rodgers - 1988-90		Brittany Mitch - 2006-08		Krystal Thomas - 2008-11
4	Sierra Calhoun - 2014-15		Brooke Smith - 2003		Jennifer Forte - 1997-99
	Chloe Wells - 2011-14		Lello Gebisa - 2001		Rita Kalinowski - 1986-87
	Abby Waner - 2006-09		Nicole Erickson - 1998-99		Susan Weeks - 1985
	Rochelle Parent - 1998-2001		Zeki Blanding - 1992-95		Jo Harlow - 1981-84
	Pam McFarland - 1989-92 (partial)	23	Marcy Peterson - 1989-90		Margo Walsh - 1980
	Paula Anderson - 1985-88		Carolyn Sonzogni - 1984-87		Kathy Friend - 1979
5	Katie Heckman - 2014		Margo Walsh - 1982-83		Liz Bulger - 1978
	Sierra Moore - 2013		Kathy Tenney - 1981	35	Jenna Frush - 2012-15
	Jasmine Thomas - 2007-10		Sue Monroe - 1979-80		Missy Ayotte - 1990
	Rometra Craig - 2001-02		Amy Smolens - 1978	40	Lauren Rice - 1997-2000
	Nazrawit Medhanie - 1996-99		Rebecca Greenwell - 2014-15		Nicole Johnson - 1991-94
	Heather McKaig - 1991-93		Wanisha Smith - 2005-08		Ellen Langhi - 1986-89
	Leigh Morgan - 1987		Georgia Schweitzer - 1998-2001		Allison Hart - 1983-85
10	Lindsey Harding - 2003-04, 2006-07►		Carey Kauffman - 1992-95		Betsy Bergeron - 1978
	Peppi Browne - 1997-2000		Sue Harnett - 1987-89, 1991	41	Michele Matyasovsky - 2000-03
	Robin Baker - 1989-92		Joanne Boyle - 1983-85		Holly Reid - 1980
	Tara McCarthy - 1980		Maura Hertzog - 1982		Kim Matthews - 1979
11	Azurá Stevens	24	Kathleen Scheer - 2009-12		Sigrid Taylor - 1978
	Chante Black - 2005-09		Jessica Foley - 2003-06	42	Janee Hayes - 1999-2001
	Hilary Howard - 1996-99		Olga Gvozdenovic - 2000-01		Jennifer Chestnut - 1981
	Celeste Lavoie - 1991-92		Tyish Hall - 1994-97		Lynne Hanrahan - 1986
	Sarah Sullivan - 1985-87		Chris Moreland - 1985-88		Rita Kaliwnoski - 1985
	Patti Thomasson - 1981		Mary Lockey - 1978		Stacy Hurd - 1982-84
	Pam Markiewicz - 1979-80	25	Katie Heckman - 2013		Jennifer Rokus - 1980
	Mercedes Riggs - 2014-15		Monique Currie - 2002, 2004-06		Ruth Ellis - 1978
	Chelsea Gray - 2011-14		Missy West - 1997, 1999-2001	43	Allison Vernerey - 2010-13
	Vicki Krapohl - 2001-04		Monika Kost - 1988, 1990-92		Alison Bales - 2004-07
	Kira Orr - 1994-97		Carol Giordano - 1978	44	Brittany Hunter - 2004
	Leigh Morgan - 1988-89	30	Amber Henson - 2012-15		Brittany James - 1989
	Patti Thomasson - 1980		Carrem Gay - 2006-09		Sarah Sullivan - 1983
	Tara McCarthy - 1978-79		Katie Brodник - 1996-97		Barb Krause - 1979-81
13	Karima Christmas - 2008-11		Valerie Evans - 1991-94		Tarlough Morgan - 1978
	Jennifer Scanlon - 1993-96		Jenni Kraft - 1989		Shannon Wills - 1992
	Alice Steuby - 1990		Kathy Radabaugh - 1986	45	Takisha Jones - 1996-99
14	Ka'lia Johnson - 2012-15		Jennifer Chestnut - 1982-84	50	Susan Weeks - 1984
	Candy Mikels - 1985		Holly Reid - 1981		Stacy Hurd - 1981
15	Richa Jackson - 2011-14		Lisa Warren - 1977-80	52	Ali Day - 1993-96
	Bridgette Mitchell - 2007-10		Keturah Jackson - 2007-10		Candy Mikels - 1982-84
	Windsor Coggeshall - 1994-97		Winter Whitley - 2002-05		Ada Healey - 1981
	Tracy Carter - 1989		Michele Van Gorp - 1998-99	54	Jackie McKisson - 1990
	Kathy Friend - 1978		Susan Brandau - 1992-95		Kim Hunter - 1985-87
20	Alana Beard - 2001-04►		Katie Meier - 1986-88, 1990	55	Crystal White - 2001-02
	Lello Gebisa - 2000		Margo Walsh - 1981		Juanita Hepburn - 1996-98
	Missy Anderson - 1991-94		Liz Bulger - 1979		Mary Ann Puckett - 1994
	Leigh Morgan - 1990		Sue Monroe - 1978		
	Kim Hunter - 1985-87	32	Erin Mathias - 2014-15		Unknown numbers:
	Claire Rose - 1980-83		Tricia Liston - 2011-14		Joy James - 1976
	Betsy Bergeron - 1979		Alexis Rogers - 2010		Laurie Koffenberger - 1976-77
			Caitlin Howe - 2003-05		Laurie Layman - 1976
			LaNedra Brown - 2000-01		Patty Walsh - 1976-77
			Shaeeta Brown - 1994-95, 1997-98		
			Dade Fletcher - 1988		
			Connie Goins - 1983-86		
			Kim Matthews - 1980-82		

► Indicates that number has been retired in honor of that player





**20**

**Alana Beard**  
2001-04

On Jan. 24, 2004, Alana Beard became the first women's basketball player at Duke to have her jersey retired. The number 20 will hang from the rafters in Cameron Indoor Stadium and won't be worn again by a Blue Devil.

A sellout crowd of 9,314 packed Cameron Indoor Stadium to view the ceremony in a contest versus Tennessee. Beard, a native of Shreveport, La., joined the 11 men's basketball players who have had their jerseys retired.

In attendance along with Alana were her parents LeRoy and Marie Beard.

Over her career, Beard was the 2002-03 and 2003-04 National Player of the Year, a three-time ACC Player of the Year, three-time Kodak All-America, three-time Associated Press All-America, four-time All-ACC Defensive selection and we could go on and on...

Beard left Duke scoring an amazing 2,687 points, which is more than any women's player in Duke history. For her career, Beard registered averages of 19.8 points, 5.8 rebounds, 3.7 assists, 3.0 steals and hit 52.7 percent of her field goals.

Over the four years, she was selected ACC Player of the Week an ACC-record 18 times, which is 11 more than any other player in the history of the ACC. Beard was also the first player in ACC history to be named ACC Player of the Year for three straight years.



**10**

**Lindsey Harding**  
2003-07

When Lindsey Harding arrived at Duke, no Blue Devil had ever had the honor of a retired jersey. She went on to watch Alana Beard's jersey be hung in the rafters in 2004 and wanted to have hers next to Beard's one day.

This dream became a reality on Jan. 20, 2008, as Harding's jersey was raised among the other great Duke Basketball players at halftime of the N.C. State game.

In attendance along with Harding was her father, Michael Harding, her mom Lillian Andrews and her stepmom Carlotta Harding.

Over her career, Harding scored 1,298 points, posted a school-record 579 assists, 565 rebounds and 261 steals.

Harding, who is from Houston, Texas, became only the second Duke player (Alana Beard) and sixth ACC player in league history to notch over 1,000 points, 500 assists, 500 rebounds and 250 steals over their career.

As a senior, Harding earned the Naismith Award and ESPN.com National Player of the Year, while also taking home the inaugural Defensive Player of the Year award from the WBCA.

A first team All-America as a senior, Harding also won the Nancy Lieberman Award as the nation's top point guard, won the ACC Player of the Year, ACC Defensive Player of the Year and earned the Frances Pomeroy Naismith Award.

**Career Statistics**

**Alana Beard**

YEAR	G-GS	MIN-AVG	FG-FGA	PCT	3P-3PA	PCT	FT-FTA	PCT	REB	AVG	PF-FO	AST	TO	BS	ST	PTS	AVG
2000-01	30-30	893-29.8	194-379	.512	10-51	.196	111-141	.787	136	4.5	86-4	113	81	30	106	509	17.0
2001-02	35-35	1164-33.1	275-481	.572	25-66	.379	119-158	.753	213	6.1	88-2	154	93	25	114	694	19.8
2002-03	37-37	1161-31.4	294-558	.527	24-85	.282	201-259	.776	256	6.9	98-0	110	87	48	104	813	22.0
2003-04	34-34	1067-31.4	242-488	.496	36-115	.313	151-194	.778	184	5.4	74-0	132	76	46	80	671	19.7
Career	136-136	4285-31.5	1005-1906	.527	95-317	.300	582-752	.774	789	5.8	346-6	509	337	149	404	2687	19.8

**Lindsey Harding**

YEAR	G-GS	MIN-AVG	FG-FGA	PCT	3P-3PA	PCT	FT-FTA	PCT	REB	AVG	PF-FO	AST	TO	BS	ST	PTS	AVG
2002-03	37-16	958-25.9	84-192	.438	1-13	.077	62-81	.765	145	3.9	63-1	124	59	9	68	231	6.2
2003-04	34-33	1003-29.5	83-181	.459	7-29	.241	57-87	.655	154	4.5	60-1	168	76	2	67	230	6.8
2004-05	Redshirt Season																
2005-06	35-35	1012-28.9	138-287	.481	23-56	.411	75-96	.781	130	3.7	48-1	156	84	4	75	374	10.7
2006-07	34-34	1035-30.4	169-381	.444	24-63	.381	101-135	.748	136	4.0	49-0	131	77	10	51	463	13.6
Career	140-118	4008-28.6	474-1041	.455	55-161	.342	295-399	.739	565	4.0	220-3	579	296	25	261	1298	9.3

1968-69 - Head Coaches: Lorraine Woodyard, Calla Raynor \*\*

1969-70 - Head Coach: Calla Raynor \*\*

1970-71 - Head Coach: Calla Raynor \*\*

1971-72 - Head Coach: Calla Raynor \*\*

1972-73 - Head Coach: Calla Raynor \*\*

1973-74 - Head Coach: Calla Raynor \*\*

1974-75 - Head Coach: Emma Jean Howard \*\*

1975-76 - Head Coach: Emma Jean Howard

1976-77 - Head Coach: Emma Jean Howard

1977-78 - Head Coach: Debbie Leonard

1978-79 - Head Coach: Debbie Leonard  
Assistant Coach: Jacki Silar

1979-80 - Head Coach: Debbie Leonard  
Assistant Coach: Jacki Silar

1980-81 - Head Coach: Debbie Leonard  
Assistant Coach: Jacki Silar

1981-82 - Head Coach: Debbie Leonard  
Assistant Coach: Jacki Silar

1982-83 - Head Coach: Debbie Leonard  
Assistant Coach: Jacki Silar

1983-84 - Head Coach: Debbie Leonard  
Assistant Coaches: Jacki Silar, Nancy Frank

1984-85 - Head Coach: Debbie Leonard  
Assistant Coaches: Patience V. Murphy, Jacki Silar

1985-86 - Head Coach: Debbie Leonard  
Assistant Coach: Jacki Silar

1986-87 - Head Coach: Debbie Leonard  
Assistant Coach: Jacki Silar

1987-88 - Head Coach: Debbie Leonard  
Assistant Coaches: Sherri Pickard, Jacki Silar

1988-89 - Head Coach: Debbie Leonard  
Assistant Coaches: Sherri Pickard, Jacki Silar

1989-90 - Head Coach: Debbie Leonard  
Assistant Coaches: Jacki Silar, Gale Valley

1990-91 - Head Coach: Debbie Leonard  
Assistant Coaches: Jacki Silar, Gale Valley

1991-92 - Head Coach: Debbie Leonard  
Assistant Coaches: Jacki Silar, Gale Valley

1992-93 - Head Coach: Gail Goestenkers  
Assistant Coaches: Gale Valley, Cleve Wright

1993-94 - Head Coach: Gail Goestenkers  
Assistant Coaches: Joanne Boyle, Gale Valley, Lisa Zodtner

1994-95 - Head Coach: Gail Goestenkers  
Assistant Coaches: Joanne Boyle, LaWaynta Dawson, Gale Valley

1995-96 - Head Coach: Gail Goestenkers  
Assistant Coaches: Joanne Boyle, Shonta Tabourn, Gale Valley

1996-97 - Head Coach: Gail Goestenkers  
Assistant Coaches: Joanne Boyle, Shonta Tabourn, Gale Valley

1997-98 - Head Coach: Gail Goestenkers  
Assistant Coaches: Joanne Boyle, Shonta Tabourn, Gale Valley

1998-99 - Head Coach: Gail Goestenkers  
Assistant Coaches: Joanne Boyle, Shonta Tabourn, Gale Valley

1999-00 - Head Coach: Gail Goestenkers  
Assistant Coaches: Joanne Boyle, Shonta Tabourn, Gale Valley

2000-01 - Head Coach: Gail Goestenkers  
Assistant Coaches: Joanne Boyle, Shonta Tabourn, Gale Valley

2001-02 - Head Coach: Gail Goestenkers  
Assistant Coaches: Joanne Boyle, Shaeeta Brown, Gale Valley,  
Georgia Schweitzer

2002-03 - Head Coach: Gail Goestenkers  
Assistant Coaches: Georgia Schweitzer, Gale Valley,  
LaVonda Wagner

2003-04 - Head Coach: Gail Goestenkers  
Assistant Coaches: Georgia Schweitzer, Gale Valley,  
LaVonda Wagner

2004-05 - Head Coach: Gail Goestenkers  
Assistant Coaches: Shannon Perry, Gale Valley, LaVonda Wagner

2005-06 - Head Coach: Gail Goestenkers  
Assistant Coaches: Tia Jackson, Shannon Perry, Gale Valley

2006-07 - Head Coach: Gail Goestenkers  
Assistant Coaches: Tia Jackson, Shannon Perry, Gale Valley

2007-08 - Head Coach: Joanne P. McCallie  
Assistant Coaches: Al Brown, Shannon Perry, Samantha Williams

2008-09 - Head Coach: Joanne P. McCallie  
Assistant Coaches: Al Brown, Shannon Perry, Samantha Williams

2009-10 - Head Coach: Joanne P. McCallie  
Assistant Coaches: Al Brown, Trisha Strafford-Odom,  
Samantha Williams

2010-11 - Head Coach: Joanne P. McCallie  
Assistant Coaches: Al Brown, Trisha Strafford-Odom,  
Samantha Williams

2011-12 - Head Coach: Joanne P. McCallie  
Assistant Coaches: Al Brown, Candice M. Jackson, Joy Cheek

2012-13 - Head Coach: Joanne P. McCallie  
Assistant Coaches: Al Brown, Candice M. Jackson, Joy Cheek

2013-14 - Head Coach: Joanne P. McCallie  
Assistant Coaches: Al Brown, Candice M. Jackson, Hernando Planells

\*\* Women's Basketball became a varsity sport at Duke in 1975-76.

Appearances: 35	
All-Time Record: 43-29 (.597)	
Best Finish:	
ACC Champions (2000-04, 2010-11, 2013)	
Final Appearances: 14	
Semifinal Appearances: 21	
Record in Overtime Games: 3-2	
All-Tournament Team Selections:	
First Team: 32	
Second Team: 22	
Coaches' Records:	
Debbie Leonard (1978-92) 2-15	
Gail Goestenkors (1993-07) 26-10, 5 titles	
Joanne P. McCallie (2008-present) 15-4, 3 titles	
Consecutive Wins in ACC Tournament:	
Duke, 2000-05	17
North Carolina, 2005-09	14
Maryland, 1981-84	10
Virginia, 1992-94	8
Maryland, 1978-80	7
ACC Tournament MVP Selections:	
2013 - Alexis Jones	
2011 - Jasmine Thomas	
2010 - Jasmine Thomas	
2004 - Iciss Tillis	
2003 - Iciss Tillis	
2002 - Monique Currie	
2001 - Georgia Schweitzer	
Double-Doubles in the ACC Tournament	
Haley Peters	2
Chante Black	2
Monique Currie	2
Monika Kost	2
Katie Meier	2
Chris Moreland	2
Lisa Warren	2
Alana Beard	1
Jennifer Chestnut	1
Tracey Christopher	1
Carrem Gay	1
Carey Kauffman	1
Lauren Rice	1
Iciss Tillis	1
Mistie Williams	1
Traci Williams	1
Tricia Liston	1
Elizabeth Williams	1

**All-Time Results in the ACC Tournament**

<b>1978 • Charlottesville, Va.</b>			<b>1994 • Rock Hill, S.C.</b>		
#7 DU vs. #2 Maryland	L	39-103	#4 DU vs. #5 Maryland	L	45-60
<b>1979 • Raleigh, N.C.</b>			<b>1995 • Rock Hill, S.C.</b>		
#6 DU vs. #3 Clemson	L	56-81	#4 DU vs. #5 Clemson	W	78-71
<b>1980 • College Park, Md.</b>			#4 DU vs. #1 Virginia	W	83-82
#5 DU vs. #4 North Carolina	L	63-85	#4 DU vs. #2 North Carolina	L	70-95
<b>1981 • Clemson, S.C.</b>			<b>1996 • Rock Hill, S.C.</b>		
#6 DU vs. #3 Maryland	L	49-72	#2 DU vs. #7 Wake Forest	W	67-61
<b>1982 • Raleigh, N.C.</b>			#2 DU vs. #3 N.C. State	W	79-62
#7 DU vs. #2 N.C. State	L	55-69	#2 DU vs. #4 Clemson#	L	54-71
<b>1983 • Fayetteville, N.C.</b>			<b>1997 • Charlotte, N.C.</b>		
#4 DU vs. #5 Clemson (OT)	L	92-93	#5 DU vs. #4 Maryland (OT)	W	60-52
<b>1984 • Fayetteville, N.C.</b>			#5 DU vs. #1 North Carolina	L	55-66
#6 DU vs. #3 N.C. State	L	68-81	<b>1998 • Charlotte, N.C.</b>		
<b>1985 • Fayetteville, N.C.</b>			#1 DU vs. #8 Georgia Tech	W	100-56
#5 DU vs. #4 Clemson	W	81-76	#1 DU vs. #4 North Carolina	L	52-56
#5 DU vs. #1 N.C. State	L	57-89	<b>1999 • Charlotte, N.C.</b>		
<b>1986 • Fayetteville, N.C.</b>			#1 DU vs. #9 Florida State	W	90-57
#3 DU vs. #6 Wake Forest	L	71-72	#1 DU vs. #4 Clemson	L	71-76
<b>1987 • Fayetteville, N.C.</b>			<b>2000 • Greensboro, N.C.</b>		
#4 DU vs. #5 Maryland	L	62-64	#2 DU vs. #8 Florida State	W	92-65
<b>1988 • Fayetteville, N.C.</b>			#2 DU vs. #6 Georgia Tech	W	77-56
#4 DU vs. #5 Clemson	L	65-81	#2 DU vs. #5 North Carolina	W	79-76
<b>1989 • Fayetteville, N.C.</b>			<b>2001 • Greensboro, N.C.</b>		
#7 DU vs. #2 N.C. State	L	50-89	#1 DU vs. #9 Wake Forest	W	75-68 (OT)
<b>1990 • Fayetteville N.C.</b>			#1 DU vs. #4 Florida State	W	72-56
#6 DU vs. #3 Clemson	L	68-77	#1 DU vs. #3 N.C. State	W	57-45
<b>1991 • Fayetteville, N.C.</b>			<b>2002 • Greensboro, N.C.</b>		
#5 DU vs. #4 Clemson	L	58-60	#1 DU vs. #9 Florida State	W	82-66
<b>1992 • Rock Hill, S.C.</b>			#1 DU vs. #4 Virginia	W	71-67
#8 DU vs. #9 Wake Forest	W	61-52	#1 DU vs. #2 North Carolina	W	87-80
#8 DU vs. #1 Virginia	L	55-81	<b>2003 • Greensboro, N.C.</b>		
<b>1993 • Rock Hill, S.C.</b>			#1 DU vs. #9 Wake Forest	W	64-59
#9 DU vs. #8 Wake Forest	L	69-70	#1 DU vs. #5 Georgia Tech	W	76-52
			#1 DU vs. #2 North Carolina	W	77-59
			<b>2004 • Greensboro, N.C.</b>		
			#1 DU vs. #9 Wake Forest	W	77-59
			#1 DU vs. #4 Maryland	W	70-63
			#1 DU vs. #2 North Carolina	W	67-47



2005 • Greensboro, N.C.

#2 DU vs. #10 Wake Forest	W	107-50
#2 DU vs. #6 Maryland	W	77-44
#2 DU vs. #1 North Carolina	L	67-88

2006 • Greensboro, N.C.

#2 DU vs. #7 Virginia Tech	W	69-56
#2 DU vs. #3 Maryland	L	70-78

2007 • Greensboro, N.C.

#1 DU vs. #8 Virginia	W	79-58
#1 DU vs. #4 N.C. State	L	65-70

2008 • Greensboro, N.C.

#3 DU vs. #6 Florida State	W	81-67
#3 DU vs. #2 Maryland	W	74-63
#3 DU vs. #1 North Carolina	L	73-86

2009 • Greensboro, N.C.

#3 DU vs. #6 Virginia	W	76-53
#3 DU vs. #2 Florida State	W	75-57
#3 DU vs. #1 Maryland	L	89-92 (OT)

2010 • Greensboro, N.C.

#1 DU vs. #9 Maryland	W	66-64
#1 DU vs. #4 Georgia Tech	W	67-55
#1 DU vs. #6 N.C. State	W	70-60

2011 • Greensboro, N.C.

#1 DU vs. #9 Wake Forest	W	79-50
#1 DU vs. #5 Georgia Tech	W	74-66
#1 DU vs. #6 North Carolina	W	81-66

2012 • Greensboro, N.C.

#1 DU vs. #9 N.C. State	L	73-75
-------------------------	---	-------

2013 • Greensboro, N.C.

#1 DU vs. #9 N.C. State	W	79-65
#1 DU vs. #4 Florida State	W	72-66
#1 DU vs. #3 North Carolina	W	92-73

2014 • Greensboro, N.C.

#2 DU vs. #7 Georgia Tech	W	82-52
#2 DU vs. #6 North Carolina	W	66-61
#2 DU vs. #1 Notre Dame	L	53-69

**Women's NIT**1986 • Amarillo, Texas

vs. West Texas State W, 68-67  
 vs. Northwestern State L, 88-89  
 vs. Notre Dame L, 67-74



1987 (East Region, #7 Seed)

<u>First &amp; Second Rounds • Durham &amp; Piscataway</u>		
vs. Manhattan (#10 seed)	W	70-55
at Rutgers (#2 seed)	L	64-78

1995 (East Region, #5 Seed)

<u>First &amp; Second Rounds • Tuscaloosa, Ala.</u>		
vs. Oklahoma State (#12 seed)	W	76-64
vs. #13/14 Alabama (40T) (#4 seed)	L	120-121

1996 (Midwest Region, #4 Seed)

<u>First &amp; Second Rounds • Durham, N.C.</u>		
vs. James Madison (#13 seed)	W	85-53
vs. San Francisco (#12 seed)	L	60-64

1997 (Midwest Region, #5 Seed)

<u>First &amp; Second Rounds • Champaign, Ill.</u>		
vs. DePaul (#12 seed)	W	70-56
vs. Illinois (#4 seed)	L	67-85

1998 (West Region, #2 Seed)

<u>First &amp; Second Rounds • Durham, N.C.</u>		
vs. Middle Tenn. State (#15 seed)	W	92-67
vs. Louisville (#10 seed)	W	69-53

West Regional • Oakland, Calif.

vs. #13/12 Florida (#3 seed)	W	71-58
vs. Arkansas (#9 seed)	L	72-77

1999 (East Region, #3 Seed)

<u>First &amp; Second Rounds • Durham, N.C.</u>		
vs. Holy Cross (#14 seed)	W	79-51
vs. St. Joseph's (#11 seed)	W	66-60

East Regional • Greensboro, N.C.

vs. #5/5 Old Dominion (#2 seed)	W	76-63
vs. #2/2 Tennessee (#1 seed)	W	69-63

Final Four • San Jose, Calif.

vs. #12/12 Georgia (#3 seed)	W	81-69
------------------------------	---	-------

National Championship • San Jose, Calif.

vs. #1/1 Purdue (#1 seed)	L	45-62
---------------------------	---	-------

2000 (East Region, #2 Seed)

<u>First &amp; Second Rounds • Durham, N.C.</u>		
vs. Campbell (#15 seed)	W	71-42
vs. Western Kentucky (#10 seed)	W	90-70

East Regional • Richmond, Va.

vs. #15/12 Louisiana State (#3 seed)	L	66-79
--------------------------------------	---	-------

2001 (West Region, #1 Seed)

<u>First &amp; Second Rounds • Durham, N.C.</u>		
vs. Univ. of Wisc.-Milw. (#16 seed)	W	96-63
vs. Arkansas (#9 seed)	W	75-54

West Regional • Spokane, Wash.

vs. #15/15 SW Missouri St. (#5 seed)	L	71-81
--------------------------------------	---	-------

2002 (East Region, #1 Seed)

<u>First &amp; Second Rounds • Durham, N.C.</u>		
Norfolk State (#16 seed)	W	95-48
#-/25 TCU (#8 seed)	W	76-66

East Regional • Raleigh, N.C.

vs. #14/14 Texas (#4 seed)	W	62-46
vs. #13/13 South Carolina (#3 seed)	W	77-68

Final Four • San Antonio, Texas

vs. #2 Oklahoma (#1 seed)	L	71-86
---------------------------	---	-------

2003 (Midwest Region, #1 Seed)

<u>First &amp; Second Rounds • Raleigh, N.C.</u>		
vs. Georgia State (#16 seed)	W	66-48
vs. Utah (#8 seed)	W	65-54

Midwest Regional • Albuquerque, N.M.

vs. #19/20 Georgia (#5 seed)	W	66-63
vs. #7/8 Texas Tech (#2 seed)	W	57-51

Final Four • Atlanta, Ga.

vs. #4 Tennessee (#1 seed)	L	56-66
----------------------------	---	-------

2004 (Midwest Region, #1 Seed)

<u>First &amp; Second Rounds • Durham, N.C.</u>		
vs. Northwestern State (#16 seed)	W	103-51
vs. Marquette (#9 seed)	W	76-67

Midwest Regional • Norfolk, Va.

vs. #7/5 Louisiana Tech (#5 seed)	W	63-49
vs. #24/22 Minnesota (#7 seed)	L	75-82

2005 (Chattanooga Regional, #2 Seed)

<u>First Round • Chapel Hill, N.C.</u>		
vs. Canisius (#15 seed)	W	80-48
vs. #25/-- Boston College (#7 seed)	W	70-65

Chattanooga Region • Chattanooga, Tenn.

vs. #20/20 Georgia (#6 seed)	W	63-57
vs. #2/4 Louisiana State (#1 seed)	L	49-59

2006 (Bridgeport Regional, #1 Seed)

<u>First &amp; Second Rounds • Norfolk, Va.</u>		
vs. Southern (#16 seed)	W	96-27
vs. Southern California (#8 seed)	W	85-51

Bridgeport Region • Bridgeport, Conn.

vs. #16/17 Michigan State (#4 Seed)	W	86-61
vs. #8/7 Connecticut (#2 Seed)	W	63-61

Final Four • Boston, Mass.

vs. #5/5 LSU (#1 Seed)	W	64-45
vs. #3/3 Maryland (OT) (#2 Seed)	L	75-78

2007 (Greensboro Regional, #1 Seed)

<u>First &amp; Second Rounds • Raleigh, N.C.</u>		
vs. Holy Cross (#16 Seed)	W	81-44
vs. Temple (#8 Seed)	W	62-52

Greensboro Region • Greensboro, N.C.

vs. #15/18 Rutgers (#4 Seed)	L	52-53
------------------------------	---	-------

2008 (Oklahoma City Regional, #3 Seed)

<u>First &amp; Second Rounds • College Park, Md.</u>		
vs. Murray State (#14 Seed)	W	78-57
vs. Arizona State (#6 Seed)	W	67-59

Oklahoma City Region • Oklahoma City, Okla.

vs. #8/9 Texas A&M (#2 Seed)	L	63-77
------------------------------	---	-------

2009 (Berkeley, #1 Seed)

<u>First &amp; Second Rounds • East Lansing, Mich.</u>		
vs. Austin Peay (#16 Seed)	W	83-42
at Michigan State (#9 Seed)	L	49-63

2010 (Memphis, #2 Seed)

<u>First &amp; Second Rounds • Durham, N.C.</u>		
vs. Hampton (#15 Seed)	W	72-37
vs. #21/-- LSU (#7 Seed)	W	60-52

Memphis Region • Memphis, Tenn.

vs. San Diego State (#11 Seed)	W	66-58
vs. #14/18 Baylor (#4 Seed)	L	48-51

2011 (Philadelphia, #2 Seed)

<u>First &amp; Second Rounds • Durham, N.C.</u>		
vs. Tennessee-Martin (#15 Seed)	W	90-45
vs. #19/17 Marist (#10 Seed)	W	71-66

Philadelphia Region • Philadelphia, Pa.

vs. #10/12 DePaul (#3 Seed)	W	70-63
vs. #1/1 Connecticut (#1 Seed)	L	40-75

2012 (Fresno, #2 Seed)

<u>First &amp; Second Rounds • Nashville, Tenn.</u>		
vs. Samford (#15 Seed)	W	82-47
at Vanderbilt (#7 Seed)	W	96-80

Fresno Region • Fresno, Calif.

vs. #14/21 St. John's (#3 Seed)	W	74-47
vs. #2/2 Stanford (#1 Seed)	L	69-81

2013 (Norfolk, #2 Seed)

<u>First &amp; Second Rounds • Durham, N.C.</u>		
vs. Hampton (#15 Seed)	W	67-51
at Oklahoma State (#7 Seed)	W	68-59

Norfolk Region • Norfolk, Va.

vs. #24/25 Nebraska (#6 Seed)	W	53-45
vs. #2/2 Notre Dame (#1 Seed)	L	76-87

2014 (Nebraska, #2 Seed)

<u>First &amp; Second Rounds • Durham, N.C.</u>		
vs. Winthrop (#15 Seed)	W	87-45
at DePaul (#7 Seed)	L	65-74

**ACC Big Four Classic**

1996-97 (Greensboro, N.C.)  
 Dec. 28 Rutgers W, 74-36  
 Dec. 29 George Wash. L, 48-54

1995-96 (Greensboro, N.C.)  
 Dec. 29 Kentucky W, 73-54  
 Dec. 30 Syracuse W, 84-40

**ACC/SEC Challenge**

2001-02 (Atlanta, Ga.)  
 Dec. 27 Tennessee L, 68-89

**Auburn Holiday Classic**

2004-05 (Auburn, Ala.)  
 Dec. 29 Rhode Island W, 89-63  
 Dec. 31 Auburn W, 80-61

**Blockbuster Classic**

2004-05 (Indianapolis, Ind.)  
 Dec. 18 Purdue W, 66-48

**Blue Sky Classic**

2006-07 (Hanover, N.H.)  
 Dec. 29 Dartmouth W, 77-40  
 Dec. 30 Boston University W, 72-42

**Boilermaker Classic**

1992-92 (West Lafayette, Ind.)  
 Dec. 28 Purdue L, 58-74  
 Dec. 29 Kent State W, 84-79

**Bowling Green Bank**

1989-90 (Bowling Green, Ky.)  
 Nov. 25 Illinois L, 63-68  
 Nov. 26 St. John's W, 95-63

**Cahill Invitational**

1986-87 (Jamaica, N.Y.)  
 Dec. 29 St. John's W, 80-63  
 Dec. 30 Kentucky W, 68-63

**Caribbean Challenge**

2009-10 (Cancun, Mexico)  
 Nov. 26 Western Kentucky W, 70-47  
 Nov. 27 Marquette W, 74-43

2006-07 (Cancun, Mexico)  
 Dec. 19 Bowling Green W, 55-46  
 Dec. 20 SMU W, 75-45  
 Dec. 21 Pittsburgh W, 72-51

**Central Fidelity Invitational**

1996-97 (Richmond, Va.)  
 Dec. 7 Old Dominion L, 77-89  
 Dec. 8 Richmond W, 89-60

**Coca Cola Jowers Jamboree**

1990-91 (San Marcos, Texas)  
 Dec. 7 San Antonio W, 71-68  
 Dec. 8 SW Texas State W, 68-57

**DePaul Invitational**

2008-09 (Chicago, Ill.)  
 Nov. 21 Hartford L, 51-53  
 Nov. 22 Southern W, 93-52

1986-87 (Chicago, Ill.)  
 Nov. 28 Florida W, 76-74  
 Nov. 29 DePaul L, 72-78

**Dial Classic**

1983-84 (Miami, Fla.)  
 Dec. 29 Providence L, 64-65  
 Dec. 30 Seton Hall L, 67-74

**Disney Honda Elite 4 Classic**

2001-02 (Orlando, Fla.)  
 Dec. 2 Louisiana Tech W, 76-64

1998-99 (Orlando, Fla.)  
 Dec. 6 Tennessee L, 60-74

**Downeast Auto Classic**

1988-89 (Bangor, Maine)  
 Nov. 25 Eastern Wash. W, 79-57  
 Nov. 26 San Diego W, 64-56

**Duke Classic**

2005-06 (Durham, N.C.)  
 Nov. 25 Arkansas State W, 110-56  
 Nov. 27 Auburn W, 69-37

2003-04 (Durham, N.C.)  
 Nov. 29 Stephen F. Austin W, 119-53  
 Nov. 30 Auburn W, 66-57

2002-03 (Durham, N.C.)  
 Dec. 6 Howard W, 128-53  
 Dec. 8 St. Joseph's W, 82-48

2001-02 (Durham, N.C.)  
 Nov. 24 Davidson W, 107-58  
 Nov. 25 South Carolina L, 81-87\*

2000-01 (Durham, N.C.)  
 Nov. 25 Duquesne W, 97-66  
 Nov. 26 Toledo W, 71-41

1999-00 (Durham, N.C.)  
 Nov. 27 Florida A&M W, 93-38  
 Nov. 28 Penn State W, 63-49

1998-99 (Durham, N.C.)  
 Nov. 28 Villanova W, 75-47  
 Nov. 29 Marquette W, 91-60

1997-98 (Durham, N.C.)  
 Dec. 6 Ohio W, 99-59  
 Dec. 7 Michigan W, 64-63

1996-97 (Durham, N.C.)  
 Nov. 30 Illinois State W, 85-58  
 Dec. 1 St. Joseph's W, 63-46

1995-96 (Durham, N.C.)  
 Dec. 2 Delaware W, 95-50  
 Dec. 4 Michigan State W, 67-52

1994-95 (Durham, N.C.)  
 Dec. 3 Wis.-Milwaukee W, 104-34  
 Dec. 4 Indiana State W, 100-66

1993-94 (Durham, N.C.)  
 Dec. 4 American W, 104-71  
 Dec. 5 Miami (Ohio) W, 98-54

1992-93 (Durham, N.C.)  
 Dec. 4 Northeastern W, 64-53  
 Dec. 5 Virginia Tech W, 85-63

1991-92 (Durham, N.C.)  
 Dec. 6 Yale W, 60-55  
 Dec. 7 Seton Hall L, 60-67

1990-91 (Durham, N.C.)  
 Dec. 1 Harvard W, 90-76  
 Dec. 2 Purdue L, 58-69

1989-90 (Durham, N.C.)  
 Dec. 1 New Hampshire W, 82-47  
 Dec. 2 Boston College W, 85-64

1988-89 (Durham, N.C.)  
 Dec. 2 Cleveland State W, 100-60  
 Dec. 3 James Madison W, 80-79

**Duke/Wake Forest Classic**

1984-85 (Winston-Salem, N.C.)  
 Nov. 23 Furman W, 103-66  
 Nov. 24 William & Mary W, 86-48

**Eastern Kentucky Tournament**

1983-84 (Richmond, Va.)  
 Dec. 2 Toledo W, 66-59  
 Dec. 3 Eastern Kentucky L, 44-46

**ESPN Invitational**

2007-08 (Tampa, Fla.)  
 Nov. 15 South Florida W, 89-52

**Felpausch/MSU Holiday Classic**

1990-91 (Lansing, Mich.)  
 Nov. 24 Louisville L, 66-73  
 Nov. 25 Georgetown W, 80-68

**Fun in the Sun Shootout**

2000-01 (Cancun, Mexico)  
 Dec. 17 Arkansas State W, 69-45  
 Dec. 19 Oral Roberts W, 62-51

**Harvard Invitational**

1991-92 (Cambridge, Mass.)  
 Nov. 30 Fairfield W, 75-68  
 Dec. 1 Harvard W, 86-63

**Jimmy V Women's Basketball Classic**

2013-14 (Durham, N.C.)  
 Dec. 17 Connecticut L, 61-83

2010-11 (Durham, N.C.)  
 Dec. 6 Texas A&M W, 61-58

2006-07 (Piscataway, N.J.)  
 Dec. 4 Rutgers W, 85-45

2003-04 (Raleigh, N.C.)  
 Nov. 23 Purdue W, 93-63

2002-03 (Raleigh, N.C.)  
 Nov. 24 Tennessee W, 76-55

**Junkanoo Jam**

2004-05 (Grand Bahamas Island, Bahamas)  
 Nov. 26 Stephen F. Austin W, 84-29  
 Nov. 27 Kansas State W, 63-51

2011-12 (Grand Bahamas Island, Bahamas)  
 Nov. 25 Gardner-Webb W, 97-31  
 Nov. 26 Notre Dame L, 54-56

**Lady Friar Classic**

1987-88 (Providence, R.I.)  
 Dec. 5 Southern Cal. W, 78-75  
 Dec. 6 Providence W, 87-75

**LMU Marina del Rey Marriott Classic**

2003-04 (Los Angeles, Calif.)  
 Dec. 28 Hampton W, 90-59  
 Dec. 29 Loyola Marymount W, 81-53

**Maggie Dixon Classic**

2007-08 (New York, N.Y.)  
 Dec. 8 Pittsburgh W, 51-49

**Nike Four in the Fall**

1998-99 (San Jose, Calif.)  
 Nov. 13 Connecticut L, 74-104  
 Nov. 14 Stanford W, 77-57

**Oakland Tribune Classic**

1993-94 (Berkeley, Calif.)  
 Dec. 20 Detroit Mercy W, 94-82  
 Dec. 21 California L, 66-72

**Old Dominion Tournament**

1994-95 (Norfolk, Va.)  
 Nov. 26 Montana W, 89-49  
 Nov. 27 Old Dominion L, 59-64

**Paradise Jam**

2013-14 (St. Thomas, USVI)  
 Nov. 28 Xavier W, 81-54  
 Nov. 29 Central Michigan W, 97-64  
 Nov. 30 Kansas L, 73-40

**2007-08 (St. Thomas, USVI)**

Nov. 22 Purdue W, 53-41  
 Nov. 23 Temple W, 64-53  
 Nov. 25 Connecticut L, 48-74

2002-03 (St. Thomas, USVI)  
 Nov. 28 Hampton W, 71-34  
 Nov. 29 Old Dominion W, 65-52  
 Nov. 30 Arkansas W, 74-72\*

**Preseason WNIT**

2004-05 (Durham, N.C.)  
 Nov. 12 Davidson W, 89-69  
 Nov. 14 South Florida W, 82-50

**2004-05 (Notre Dame, Ind.)**

Nov. 17 Notre Dame L, 65-76

**1999-00 (Durham, N.C.)**

Nov. 15 UNC Greensboro W, 72-47  
 Nov. 17 Boston College L, 70-77

**1995-96 (Durham, N.C.)**

Nov. 15 VCU W, 93-51

**San Juan Shootout**

1997-98 (San Juan, Puerto Rico)  
 Nov. 28 Detroit W, 87-65  
 Nov. 29 Southern Illinois W, 76-54  
 Nov. 30 Illinois L, 65-77

**Seattle Times Husky Classic**

1992-93 (Seattle, Wash.)  
 Dec. 27 Drake W, 71-58  
 Dec. 28 Washington L, 48-72

**South Padre Shootout**

2002-03 (South Padre Island, Texas)  
 Dec. 27 Detroit Mercy W, 92-52  
 Dec. 29 Iowa State W, 88-59

**St. Joseph's Tournament**

1994-95 (Philadelphia, Pa.)  
 Dec. 28 James Madison W, 75-63  
 Dec. 29 St. Joseph's W, 67-64

**State Farm Tip-Off Classic**

2003-04 (West Lafayette, Ind.)  
 Nov. 16 Texas L, 77-85

**2001-02 (Durham, N.C.)**

Nov. 11 Texas Tech W, 85-69

**State Farm Classic**

1997-98 (Gainesville, Fla.)  
 Dec. 28 Kent State W, 69-57  
 Dec. 29 Florida L, 63-70

**Surf 'N Slam Classic**

2005-06 (San Diego, Calif.)  
 Dec. 28 St. John's W, 105-57  
 Dec. 30 San Diego W, 119-52

**Sun Splash Shootout**

1999-00 (Nassau, The Bahamas)  
 Dec. 20 Sacramento State W, 81-45  
 Dec. 21 Liberty W, 66-45

**Texaco-Havoline Christmas Classic**

1985-86 (Villanova, Pa.)  
 Dec. 27 Washington L, 71-83  
 Dec. 28 Cheyney W, 100-56

**Tip-Off Classic**

1987-88 (San Jose, Calif.)  
 Dec. 29 San Jose State W, 86-47  
 Dec. 30 Purdue W, 76-71

**Univ. of New Orleans Tournament**

1995-96 (New Orleans, La.)  
 Nov. 24 Pepperdine W, 108-70  
 Nov. 25 Mississippi State W, 72-67

**USF Holiday Classic**

1990-91 (Tampa, Fla.)  
 Dec. 21 South Alabama W, 76-70  
 Dec. 22 South Florida W, 78-62

1984-85 (Tampa, Fla.)  
 Dec. 20 Georgetown W, 84-49  
 Dec. 21 Georgia Southern W, 71-65

**VCU Classic**

1988-89 (Richmond, Va.)  
 Dec. 9 Connecticut W, 83-69  
 Dec. 10 VCU W, 83-76

**Wagner Christmas Tournament**

1989-90 (Staten Island, N.Y.)  
 Dec. 25 Wagner W, 66-56  
 Dec. 28 Hofstra W, 86-48

**Women of Troy Classic**

2008-09 (Los Angeles, Calif.)  
 Dec. 19 Southern Cal. W, 97-89\*  
 Dec. 20 Siena W, 86-41

**2012-13 (Los Angeles, Calif.)**

Dec. 21 CSU Bakersfield W, 97-63  
 Dec. 22 at Southern Cal. W, 75-60

**Women's Sports Foundation Classic**

2000-01 (Albuquerque, N.M.)  
 Nov. 10 UCLA W, 80-52  
 Nov. 11 LSU W, 56-45

\* Denotes overtime game

**Duke Week-by-Week in the Associated Press Poll**

Season	PS	1	2	3	4	5	6	7	8	9	10	11	12	13	14	15	16	17	18	19	Dates
1985-86	-	-	-	-	-	-	-	20	18	18	17	20	18	-	-	-	-	-	-	-	Nov. 12 - March 9
1986-87	-	-	-	-	-	-	-	-	-	-	-	-	-	-	-	-	-	-	-	-	Nov. 18 - March 10
1987-88	19	18	14	13	10	10	9	11	13	17	17	-	-	-	-	-	-	-	-	-	Nov. 23 - March 14
1988-89	-	-	-	20	19	-	20	-	-	-	-	-	-	-	-	-	-	-	-	-	Nov. 21 - March 13
1989-90	-	-	-	-	-	-	-	-	-	-	-	-	-	-	-	-	-	-	-	-	Nov. 20 - March 12
1990-91	-	-	-	-	-	-	-	-	-	-	-	-	-	-	-	-	-	-	-	-	Nov. 27 - March 13
1991-92	-	-	-	-	-	-	-	-	-	-	-	-	-	-	-	-	-	-	-	-	Nov. 27 - March 12
1992-93	-	-	-	-	-	-	-	-	-	-	-	-	-	-	-	-	-	-	-	-	Nov. 24 - March 16
1993-94	-	-	-	-	-	-	-	-	-	-	-	-	-	-	-	-	-	-	-	-	Nov. 16 - March 15
1994-95	-	-	-	-	-	-	-	-	-	25	21	14	21	22	19	22	21	20	-	-	Nov. 13 - March 14
1995-96	17	22	19	17	16	16	16	15	16	13	12	12	14	14	12	12	13	13	-	-	Nov. 14 - March 11
1996-97	16	17	16	15	17	15	13	16	14	19	24	22	20	18	22	25	25	-	-	-	Nov. 12 - March 10
1997-98	19	19	15	15	11	17	23	23	25	25	24	13	14	13	11	8	8	8	-	-	Nov. 7 - March 9
1998-99	4	6	20	16	16	17	16	17	13	12	11	9	9	7	8	8	10	10	-	-	Nov. 6 - March 8
1999-00	21	22	-	22	20	18	17	15	14	11	9	9	12	14	14	9	12	11	10	-	Nov. 9 - March 13
2000-01	5	3	3	3	3	7	6	6	5	5	5	4	4	4	7	4	5	5	-	-	Nov. 7 - March 12
2001-02	5	5	9	14	11	8	9	9	11	7	6	5	5	5	5	4	3	3	-	-	Nov. 12 - March 11
2002-03	1	1	1	1	1	1	1	1	1	1	1	1	2	2	2	2	2	2	-	-	Nov. 18 - March 17
2003-04	2	4	4	4	3	3	4	4	1	1	1	2	2	4	4	3	2	1	1	-	Nov. 17 - March 15
2004-05	6	6	10	10	3	3	3	2	2	1	1	1	3	3	3	2	6	5	7	-	Nov. 15 - March 14
2005-06	1	1	1	2	2	2	2	2	2	2	2	2	1	1	1	2	4	4	-	-	Nov. 21 - March 13
2006-07	6	6	5	5	4	4	4	3	3	3	1	1	1	1	1	1	1	1	-	-	Nov. 6 - March 12
2007-08	10	10	9	11	17	15	14	13	12	12	10	10	9	11	12	12	12	12	10	9	Nov. 12 - March 18
2008-09	8	6	12	12	11	8	6	6	5	4	4	3	4	4	7	10	8	6	-	-	Nov. 17 - March 9
2009-10	6	11	10	11	7	7	8	8	9	7	6	7	6	8	8	6	9	7	6	-	Nov. 16 - March 15
2010-11	6	6	6	5	5	4	3	3	3	3	3	3	3	5	7	9	8	6	6	-	Nov. 16 - March 14
2011-12	8	8	7	7	6	9	8	7	7	5	5	5	5	5	7	5	6	6	-	-	Oct. 29 - March 12
2012-13	3	4	4	4	4	4	4	3	4	4	4	5	5	5	5	6	5	5	-	-	Oct. 27 - March 18
2013-14	2	2	2	2	2	2	2	3	3	3	3	3	3	5	3	7	7	10	9	9	Nov.1 - March 17

**Charting Duke in the Polls**  
(Associated Press Only)

Total Polls Ranked.....	381
Top 10 Rankings.....	261
Longest Consecutive Polls Ranked.....	279 ('99-'14)
Current Streak.....	279 ('99-'14)
<b>Years Ranked</b>	
Total Years.....	23
Consecutive Years.....	20
Current Streak.....	20
<b>Final Poll</b>	
Total Polls.....	19
Top 10.....	17
High Rank.....	1 (two times)
<b>No. 1 Ranking</b>	
Total Rankings.....	34
Most No. 1 Weeks in Succession.....	12

**Weeks Ranked By Ranking**

First Ranked: January 12, 1986 (No. 20)  
Last Ranked: March 11, 2014 (No. 9)

Rank.....	Weeks
No. 1.....	34
No. 2.....	32
No. 3.....	35
No. 4.....	33
No. 5.....	32
No. 6.....	25
No. 7.....	19
No. 8.....	17
No. 9.....	18
No. 10.....	15
No. 11.....	13
No. 12.....	15
No. 13.....	10
No. 14.....	11
No. 15.....	7
No. 16.....	11
No. 17.....	12
No. 18.....	6
No. 19.....	7
No. 20.....	8
No. 21.....	4
No. 22.....	7
No. 23.....	2
No. 24.....	2
No. 25.....	5

**ACC Teams in the AP Top 10**

*Total weeks ranked in the top 10 from 1985-86 through 2012-13*

Duke	261
North Carolina	198
Virginia	154
Notre Dame	138
N.C. State	129
Louisville	46
Miami	23
Florida State	6
Clemson	2
Virginia Tech	2
Boston College	0
Wake Forest	0
Georgia Tech	0
Pittsburgh	0
Syracuse	0

**Duke's Final Top 25 Rankings**

Year	AP	Coaches
1995	20	17
1996	13	19
1998	8	7
1999	10	2
2000	10	11
2001	5	8
2002	3	4
2003	2	4
2004	1	5
2005	7	8
2006	4	2
2007	1	6
2008	9	9
2009	6	14
2010	6	6
2011	6	7
2012	6	7
2013	5	6
2014	9	13

**Duke Week-by-Week in the USA Today Coaches Poll**

Season	PS	1	2	3	4	5	6	7	8	9	10	11	12	13	14	15	16	17	18	19	20
1984-85	-	-	-	-	-	-	-	-	-	-	-	-	-	-	-	-	-	-	-	-	-
1985-86	-	-	-	-	-	-	-	-	-	23	25	-	21	25	-	-	-	-	-	-	-
1986-87	-	-	-	-	-	-	-	-	-	-	-	-	-	-	-	-	-	-	-	-	-
1987-88	18	16	13	13	9	9	8	11	9	17	19	-	-	-	-	-	-	-	-	-	-
1988-89	19	21	21	23	24	-	-	25	-	-	-	-	-	-	-	-	-	-	-	-	-
1989-90	-	-	-	-	-	-	-	-	-	-	-	-	-	-	-	-	-	-	-	-	-
1990-91	-	-	-	-	-	-	-	-	-	-	-	-	-	-	-	-	-	-	-	-	-
1991-92	-	-	-	-	-	-	-	-	-	-	-	-	-	-	-	-	-	-	-	-	-
1992-93	-	-	-	-	-	-	-	-	-	-	-	-	-	-	-	-	-	-	-	-	-
1993-94	-	-	-	-	-	-	-	-	-	-	-	-	-	-	-	-	-	-	-	-	-
1994-95	-	-	-	-	-	-	-	-	-	21	25	25	22	25	22	17	-	-	-	-	-
1995-96	16	19	20	17	18	18	16	14	16	16	13	11	13	13	12	12	13	13	19	-	-
1996-97	18	18	17	16	16	14	13	17	14	18	20	21	20	17	19	22	24	-	-	-	-
1997-98	19	16	17	14	18	22	22	23	20	23	15	16	14	13	10	9	9	7	-	-	-
1998-99	4	15	16	15	19	20	19	17	16	15	13	11	7	9	9	10	11	2	-	-	-
1999-00	22	25	19	18	15	15	11	10	8	8	9	10	12	12	8	10	9	7	11	-	-
2000-01	4	3	3	3	5	5	5	5	5	5	4	4	4	4	6	4	5	5	8	-	-
2001-02	4	4	7	12	9	8	9	9	10	7	6	6	5	5	5	5	4	3	3	4	-
2002-03	1	1	1	1	1	1	1	1	1	1	1	1	2	2	2	2	2	2	1	4	-
2003-04	2	4	4	4	4	4	4	4	2	2	1	2	2	4	4	3	2	1	1	5	-
2004-05	6	6	9	9	3	3	3	2	2	1	1	4	4	4	4	3	6	8	8	8	-
2005-06	2	2	2	2	2	2	2	2	2	2	2	1	2	2	1	1	2	4	4	2	-
2006-07	6	5	5	5	4	4	4	3	3	3	1	1	1	1	1	1	1	1	1	6	-
2007-08	9	9	8	10	15	15	15	14	13	13	12	10	11	12	12	11	11	11	10	10	9
2008-09	8	5	13	14	12	12	11	11	10	10	8	6	8	10	8	11	10	8	14	-	-
2009-10	6	12	12	12	10	8	8	9	9	7	7	7	6	7	7	6	8	6	6	6	-
2010-11	5	6	6	5	4	4	3	3	3	3	3	3	5	7	7	9	7	6	6	7	-
2011-12	8	8	6	6	5	9	9	7	6	6	5	5	6	5	5	7	6	6	6	-	-
2012-13	3	4	4	4	4	4	4	4	5	4	5	4	4	4	4	6	5	5	6	-	-
2013-14	2	2	2	2	2	2	2	3	3	3	3	3	3	5	7	8	10	10	10	13	-

**Charting Duke in the Polls**

**(USA Today Only)**

Total Polls Ranked.....	377
Top 10 Rankings.....	253
Longest Consecutive Polls Ranked.....	311 ('98-'14)
Current Streak.....	311 ('98-'14)

**Years Ranked**

Total Years.....	24
Consecutive Years.....	20
Current Streak.....	20

**Final Poll**

Total Polls.....	20
Top 10.....	14
High Rank.....	2 ('99, '06)

**No. 1 Ranking**

Total Rankings.....	30
Most No. 1 Weeks in Succession.....	12 ('03)

**Weeks Ranked By Ranking**

First Ranked: January 12, 1986 (No. 20)

Last Ranked: April 9, 2014 (No. 13)

<b>Rank.....</b>	<b>Weeks</b>
No. 1.....	30
No. 2.....	37
No. 3.....	20
No. 4.....	42
No. 5.....	27
No. 6.....	25
No. 7.....	14
No. 8.....	21
No. 9.....	21
No. 10.....	18
No. 11.....	13
No. 12.....	13
No. 13.....	14
No. 14.....	8
No. 15.....	9
No. 16.....	11
No. 17.....	8
No. 18.....	8
No. 19.....	8
No. 20.....	6
No. 21.....	3
No. 22.....	7
No. 23.....	7
No. 24.....	1
No. 25.....	8

**ACC Teams in the USA Today Top 10**

*Total weeks ranked in the top 10 from 1984-85 through 2013-14*

Duke	276
North Carolina	196
Notre Dame	173
Virginia	149
N.C. State	66
Louisville	40
Miami	26
Syracuse	13
Florida State	11
Clemson	5
Georgia Tech	1
Virginia Tech	0
Boston College	0
Wake Forest	0
Pittsburgh	0



## Duke's WNBA Draft Picks

Year	Player	Team	Round (Pick)
2014	Chelsea Gray	Connecticut Sun	1st (11)
2014	Tricia Liston	Minnesota Lynx	1st (12)
2011	Jasmine Thomas	Seattle Storm	1st (12)
2011	Karima Christmas	Washington Mystics	2nd (23)
2011	Krystal Thomas	Seattle Storm	3rd (36)
2010	Joy Cheek	Indiana Fever	3rd (35)
2009	Chante Black	Connecticut Sun	1st (9)
2009	Abby Waner	New York Liberty	2nd (21)
2008	Wanisha Smith	New York Liberty	2nd (27)
2007	Lindsey Harding	Phoenix Mercury	1st (1)
2007	Alison Bales	Indiana Fever	1st (9)
2006	Monique Currie	Charlotte Sting	1st (3)
2006	Mistie Bass	Phoenix Mercury	2nd (21)
2006	Jessica Foley	Indiana Fever	3rd (38)
2004	Alana Beard	Washington Mystics	1st (2)
2004	Iciss Tillis	Detroit Shock	1st (11)
2001	Georgia Schweitzer	Miami Sol	2nd (21)
2000	Peppi Browne	Charlotte Sting	3rd (43)
1999	Michele Van Gorp	New York Liberty	2nd (18)

## WNBA All-Star Selections

Alana Beard	2009, 2007, 2006, 2005
Monique Currie	2010
Lindsey Harding	2010

## WNBA Finals Appearances

Alison Bales, Atlanta	2010, 2011
Mistie Bass, Phoenix	2014 (Champions)
Karima Christmas, Indiana	2012 (Champions)
Lindsey Harding, Atlanta	2011
Michele Van Gorp, New York	1999

## Duke's ABL Draft Picks

Year	Player	Team	Round (Pick)
1997	Kira Orr	Seattle Reign	4th Round

\*\*Duke registered three selections in each of the 2011 and 2006 WNBA Drafts

## Duke on the WNBA Rosters

## Alison Bales

Indiana	2007-08
Atlanta	2008, 2010-11

## Mistie Bass

Houston	2006-08
Chicago	2009-10
Connecticut	2012-13
Phoenix	2013-14

## Alana Beard

Washington	2004-11
Los Angeles	2012-14

## Chante Black

Connecticut	2009
Tulsa	2010, 2012
San Antonio	2013

## Peppi Browne

Charlotte	2000
-----------	------

## Joy Cheek

Indiana	2010
Washington	2011

## Karima Christmas

Washington/Tulsa	2011
Tulsa	2012
Indiana	2012-14

## Monique Currie

Charlotte	2006
Chicago	2007
Washington	2007-14

## Jessica Foley

Indiana	2006
---------	------

## Lindsey Harding

Phoenix	2007^
Minnesota	2007-08
Washington	2009-10
Atlanta	2011-12
Los Angeles	2013-14

## Tricia Liston

Minnesota	2013-14
-----------	---------

## Georgia Schweitzer

Minnesota	2001-03
-----------	---------

## Wanisha Smith

New York	2008
----------	------

## Jasmine Thomas

Washington	2011-12
Atlanta	2013-14

## Krystal Thomas

Seattle/Phoenix	2011
Phoenix	2012-13
Indiana	2013-14

## Iciss Tillis

Detroit	2004
New York	2006
Los Angeles	2007
Detroit	2007

## Michele Van Gorp

New York	1999
Portland	2000
Minnesota	2001-04

## Abby Waner

New York	2009
----------	------

^ - Drafted by Phoenix and traded to Minnesota on draft day

Duke and USA Basketball have developed an excellent relationship over the years as many Blue Devils have had the privilege to wear USA on their jerseys.

#### Olympic Team

Gail Goestenkers (2004) - Assistant Coach - Gold Medal

#### Senior National Team Pool

Alana Beard (Current Member)

Lindsey Harding (Current Member)

#### Senior National Team

Alana Beard (2007)

Lindsey Harding (2007)

#### USA Select Team

Jasmine Thomas (2010)

#### World Championship Team

Gail Goestenkers (2002) - Assistant Coach - Gold Medal

Gail Goestenkers (2006) - Assistant Coach - Bronze Medal

Alana Beard (2006) - Bronze Medal

#### World University Games Team

Tricia Liston (2013) - Gold Medal

Monique Currie (2005) - Gold Medal

\*\*Prior to the 2005 event, it was referred to as the Junior World Championship

#### U21 World Championship Team

Joanne P. McCallie (2007) - Head Coach - Gold Medal

Abby Waner (2007) - Gold Medal

#### U20 National Team

Joanne P. McCallie (2006) - Head Coach - Gold Medal

#### U19 World Championship Team

Alexis Jones (2011, 2013) - Gold Medal

Elizabeth Williams (2011) - Gold Medal

Jasmine Thomas (2007) - Gold Medal

Krystal Thomas (2007) - Gold Medal

Gail Goestenkers (2005) - Head Coach - Gold Medal

Abby Waner (2005) - Gold Medal

#### Junior Young Women National Team

Alana Beard (2003) - Gold Medal

#### Pan Am Team

Iciss Tillis (2003) - Silver Medal

#### USA World Youth Games Team

Sheana Mosch (1998)

Iciss Tillis (1998)

#### Junior World Championship Team

Alana Beard - (2001) - Bronze Medal; (2000) - Gold Medal

Monique Currie (2001) - Bronze Medal

Wynter Whitley (2001) - Bronze Medal

\*\*The 2000 team was the World Championship Qualifying team

#### R. William Jones Cup

Peppi Browne (1998) - Gold Medal

Gail Goestenkers (1997) - Head Coach - Silver Medal

Tyish Hall (1997) - Silver Medal

Katie Meier (1990) - Bronze Medal

Kira Orr (1997) - Silver Medal

Michele Van Gorp (1997) - Silver Medal

Debbie Leonard (1988) - Assistant Coach - Silver Medal

#### U.S. Olympic Festival

Chris Moreland (1986-East)

Kira Orr (1995-East & 1994-South)

Debbie Leonard (1987) - Assistant Coach

#### French Basketball

Allison Vernerey French National Team - 2009

U19 World Championship - 2009

U18 European Championship - 2008

U16 European Championship - 2006

#### Australia Basketball

Jessica Foley Senior National Team - "Rice Attack" Opals

World University Games - 2007, 2005

Junior World Championship - 2003, 2001

#### Overseas Players Past & Present

Alison Bales	Turkey, Russia, France
Mistie Bass	Israel, Italy, France
Alana Beard	Poland, South Korea, Australia, Israel
Chante Black	China, Turkey, Italy
Payton Black	Germany, Israel
Joanne Boyle	Luxembourg/Germany
Joy Cheek	Poland
Karima Christmas	Israel
Monique Currie	Israel, Poland, Russia, Turkey, South Korea
Ali Day	France, Greece
Nicole Erickson	France
Jessica Foley	Australia
Carrem Gay	Israel, France
Tye Hall	France
Lindsey Harding	Russia
Sue Harnett	Belgium
Janee Hayes	Finland
Hilary Howard	Sweden
Carey Kauffman	Spain
Ellen Langhi	Luxembourg
Celeste Lavoie	Germany
Tricia Liston	Italy
Barb Krause	Germany
Nicole Johnson	Germany
Katie Meier	Belgium
Bridgette Mitchell	France, Poland
Chris Moreland	France
Sheana Mosch	France, Turkey, Russia
Rochelle Parent	Luxembourg
Haley Peters	Spain
Jen Scanlon	Sweden
Kathleen Scheer	Australia
Sarah Sullivan	Australia
Jasmine Thomas	Czech Republic, Russia
Krystal Thomas	France, China, Spain
Iciss Tillis	South Korea, Russia, France
Michele Van Gorp	France, Greece, Italy
Lisa Warren	France
Missy West	Germany
Wynter Whitley	Switzerland, Turkey

## The Record Book

---

Team Records .....	90-93
Opponent Team Records.....	94-95
Individual Records .....	96-101
Freshman Records .....	102-103
Cameron Indoor Stadium Records .....	104
Cameron Indoor Stadium Year-by-Year .....	105
Cameron Indoor Stadium Attendance .....	105
Boxscores from Record-Breaking Games ....	106-109
NCAA Tournament Records .....	110-112
NCAA Tournament Boxscores .....	113-125
1,000 Point Scorers .....	126-130
Year-by-Year Leaders.....	131
All-Time Player Statistics.....	132-147
Year-by-Year Team/Player Statistics .....	148-152
Duke's 100-Point Games.....	152

## High/Low Scoring Affairs

### Most Points Scored in First Half by Duke

65 vs. N.C. Central,  
12-28-09

### Most Points Scored in Second Half by Duke

70 vs. Stephen F. Austin,  
11-29-03

### In a Half by Opponent

63 at Clemson, 1-9-80

### In a Game by Opponent

125 at N.C. State, 1-19-78

### In a Game by Both Teams

241 vs. Alabama, 3-19-95

### In a Losing Effort by Duke

120 vs. Alabama, 3-19-95

### In a Winning Effort by Duke

128 vs. Howard, 12-6-02

### Largest Margin of Victory

89 (117-28) vs.  
N.C. Central, 12-28-09

### Fewest Points Scored in a Game by Duke

31 vs. East Carolina,  
1-20-76

### Fewest Points Allowed in a Game by Duke

24 vs. Ball State, 12-19-05

### Top Win Streaks

30 2006-07  
22 2001-02  
20 2010-11, 2005-06,  
2002-03  
16 2012-13, 2004-05,  
1998-99  
15 2003-04, 2002-03,  
1999-2000

### Points

Game 128 vs. Howard, 12-6-02  
Season 3,009 (35 games), 2005-06

### Field Goals Made

Game 51 vs. Howard, 12-6-02  
Season 1,125 (35 games), 2005-06

### Field Goals Attempted

Game 97 vs. Morgan State, 11-26-93  
Season 2,354 (37 games), 2002-03

### Field Goal Percentage

Game 68.2 (45-66) vs. Arkansas St., 11-26-05  
Season 49.9 (35 games), 2013-14

### Three-Pointers Made

Game 13 - three times - most recent  
at San Diego, 12-30-05  
Season 213 (36 games), 1998-99

### Three-Pointers Attempted

Game 30 at Illinois, 3-16-97  
30 vs. Georgia Tech, 1-17-05  
Season 581 (36 games), 2010-11

### Three-Point Field Goal Percentage

Game 1.000 (4-4) vs. New Hampshire, 12-1-89  
Season 40.7 (35 games), 2013-14

### Free Throws Made

Game 40 vs. Cheyney State, 12-28-85  
Season 580 (37 games), 2002-03

### Free Throws Attempted

Game 49 vs. Cheyney State, 12-28-85  
Season 818 (30 games), 1985-86

### Free Throw Percentage

Game 1.000 (16-16) vs. Stanford, 3-26-12  
Season 76.0 (35 games), 2001-02

### Rebounds

Game 68 vs. Catawba, 1-10-79  
Season 1,563 (36 games), 2004-05

### Assists

Game 36 vs. UNC Wilmington, 12-20-11  
36 at San Diego, 12-30-05  
Season 717 (35 games), 2005-06

### Steals

Game 31 vs. N.C. Central, 12-28-09  
Season 480 (36 games), 2009-10

### Blocked Shots

Game 16 at Wake Forest, 1-6-12\*  
16 at Ball State, 12-20-04\*  
Season 267 (36 games), 2004-05\*  
267 (35 games), 2005-06\*

## Miscellaneous Season Records

Most Games Played .....	37, 2002-03
Most Wins .....	35, 2002-03*
Most Losses .....	19, 1977-78
Best W/L Percentage .....	.946, 2002-03
Most ACC Wins .....	17, 2012-13+
Most ACC Losses .....	13, 1992-93
Fewest ACC Wins .....	2, 1981-82 & 1988-89
Fewest ACC Losses .....	0, 2001-02, 2002-03, 2006-07+
Best ACC W/L Percentage ..	1.000 (16-0), 2001-02 & 2002-03, 14-0 in 2006-07+
Most Consecutive Season Wins .....	30, 2006-07
Most Consecutive Season Losses .....	14, 1975-76
Most Consecutive ACC Wins .....	42, 2001-04*
Most Consecutive ACC Losses .....	10, 1988-89
Most Consecutive Home Wins .....	34, Jan. 21, 2010-Jan. 30, 2012
Most Consecutive Away Wins .....	26, Nov. 18, 2001-Feb. 2, 2004
Most Consecutive Home Losses .....	9, 1977-78
Most Consecutive Away Losses .....	7, 1977-78
Largest Average Winning Margin .....	27.7 (86.0 to 58.2), 2005-06
Largest Winning Margin in ACC Play .....	+23.9 in 2003-04*
Largest Average Losing Margin .....	-24.0 (69.6 to 45.6), 1975-76
Best Scoring Defense .....	51.4, 2006-07+
Fewest Points Scored .....	638 (14 games), 1975-76
Best Starts .....	30-0, 2006-07; 20-0, 2002-03, 2005-06, 2010-11; 20-1, 2000-01
Undefeated Starts .....	30-0, 2006-07; 20-0, 2002-03, 2005-06, 2010-11; 12-0, 1987-88
Best ACC Start .....	16-0, 2001-02, 2002-03, 2012-13
Average Assists .....	20.5 in 2005-06
Average Blocks .....	7.6 in 2005-06
Most Combined Free Throws Made .....	52 at Miami, 2-19-06
Most Combined Free Throws Attempted .....	70 at Miami, 2-19-06
Most Combined 3-Point Field Goals Made .....	23 vs. Ga. Tech, 1-17-05, at San Diego, 12-30-05
Most Combined 3-Point Field Goal Attempts .....	52 vs. Ga. Tech, 1-17-05

## Miscellaneous Game Records

### Duke Records

Most First Half Points ...	65 vs. Morgan State, 11-26-93 & Fairfield, 11-22-05
Most Second Half Points .....	70 vs. Stephen F. Austin, 11-29-03
Fewest First Half Points .....	12 at Virginia, 1-30-00
Fewest Second Half Points .....	15 at Maryland, 1-30-98
Highest First Half FG% .....	79.3% vs. Davidson, 11-24-01, at Boston College, 1-6-13
Highest Second Half FG% .....	76.2% at SE Louis., 12-30-88
Lowest First Half FG% ...	13.0% vs. Virginia, 2-19-97, vs. GW, 12-29-96
Lowest Second Half FG% .....	19.2% vs. Notre Dame, 11-26-11
Most Double-Figure Scorers .....	9 vs. N.C. Central, 12-28-09

### Opponent Records

Most First Half Points .....	62 by Clemson, 1-11-78
Most Second Half Points .....	63 by Clemson, 1-9-80
Fewest First Half Points .....	3 by Monmouth, 12-30-12^
Fewest Second Half Points .....	6 by Catawba, 1-10-79
Highest First Half FG% .....	78.2% by UNCW, 12-2-80
Highest Second Half FG% .....	78.6% by UNC, 2-23-87
Lowest First Half FG% .....	4.0% by Monmouth, 12-30-12
Lowest Second Half FG% .....	11.5% by Davidson, 2-12-79
Most Turnovers in a Game .....	45 by Morgan State, 11-26-93
Highest FG Percentage in a Game .....	68.3% by Maryland, 2-4-89
Lowest FG Percentage in a Game ..	11.3% by Stephen F. Austin, 11-26-04

\* ACC Record + Tied ACC Record ^ NCAA Record



**Most Points in a Game**

1.	128	vs. Howard, 12-6-2002
2.	123	vs. USC Upstate, 11-14-2013
3.	120	at Alabama, 3-18-1995
4.	119	at San Diego, 12-30-2005
	119	vs. Stephen F. Austin, 11-29-2003
6.	117	vs. N.C. Central, 12-28-2009
	117	vs. Western Carolina, 2-9-1994
8.	116	vs. Morgan State, 11-26-1993
9.	114	vs. UNC Asheville, 11-30-1994
	114	vs. ETSU, 12-8-1992

**Fewest Points in a Game**

1.	36	vs. N.C. State, 2-2-1978
2.	39	vs. Maryland, 2-9-1978
3.	40	vs. Connecticut, 3-29-2011
4.	43	at Virginia, 1-24-1987
	43	at N.C. State, 1-19-1978
6.	44	at Eastern Kentucky, 12-3-1983
	44	vs. N.C. State, 1-20-1979
8.	45	vs. Connecticut, 1-30-2012
	45	vs. Purdue, 3-28-1999
	45	vs. Maryland, 3-5-1994
	45	at Maryland, 2-1-1991

**Most First Half Points**

1.	65	vs. N.C. Central, 12-28-2009
	65	vs. Fairfield, 11-22-2005
	65	vs. Morgan State, 11-26-1993
4.	64	vs. Temple, 12-12-1998
5.	63	vs. East Carolina, 11-22-2002
6.	62	vs. Wake Forest, 3-5-2005
7.	61	vs. Florida International, 12-18-2002
8.	60	vs. Howard, 12-6-2002
	60	vs. USC Upstate, 11-14-2013
10.	59	vs. Northwestern State, 12-20-2003
	59	vs. Clemson, 1-26-2011

**Fewest First Half Points**

1.	12	at Virginia, 1-30-2000
2.	13	at North Carolina, 1-24-2005
3.	14	vs. George Washington, 12-29-1996
4.	15	at North Carolina, 2-20-1979
5.	16	vs. East Carolina, 3-2-1978
	16	at N.C. State, 1-19-1978
	16	vs. Maryland, 2-12-1981
	16	vs. Maryland, 2-9-1978
9.	17	Four tied - most recent
		vs. Hartford, 11-21-2008

**Most Second Half Points**

1.	70	vs. Stephen F. Austin, 11-29-2003
2.	68	vs. Howard, 12-6-2002
3.	64	vs. Maryland, 1-23-2003
	64	vs. ETSU, 12-8-1992
	64	vs. UNC Asheville, 12-11-1991
6.	63	vs. Houston Baptist, 11-13-2009
	63	vs. Furman, 11-23-1984
	63	vs. USC Upstate, 11-14-2013
9.	62	vs. Indiana State, 12-4-1994
10.	61	Four tied - most recent
		at San Diego, 12-30-2005

**Fewest Second Half Points**

1.	15	at Maryland, 1-30-1998
2.	16	vs. N.C. State, 2-2-1978
3.	18	vs. Notre Dame, 11-26-11
	18	vs. North Carolina, 12-3-1981
	18	vs. Georgia Tech, 11-27-1981
	18	vs. N.C. State, 1-20-1979
7.	19	at Connecticut, 1-21-2013
	19	vs. Louisiana State, 3-28-2005
9.	20	vs. Connecticut, 1-18-2010
	20	at N.C. State, 1-13-1993

20	at Clemson, 1-28-1991
20	vs. Clemson, 2-8-1989

**Largest Halftime Lead**

1.	56	vs. N.C. Central, 12-28-2009
2.	52	vs. Temple, 12-12-1998
3.	48	vs. Ball State, 12-19-2005
4.	47	vs. Clemson, 1-26-2011
5.	44	vs. Morgan State, 11-26-1993
6.	43	vs. East Carolina, 11-22-2002
7.	42	vs. Fairfield, 11-22-2005
	42	vs. USC Upstate, 11-14-13
9.	40	vs. Holy Cross, 1-4-2005
10.	39	vs. Iona, 11-18-2012
	39	vs. Iona, 11-18-2012

**Largest Halftime Deficit**

1.	34	vs. East Carolina, 3-2-1978
2.	30	vs. Virginia, 2-19-1997
3.	27	vs. N.C. State, 1-20-1979
4.	26	vs. N.C. State, 2-6-1991
	26	at Connecticut, 1-31-2011
6.	25	at Clemson, 1-9-1980
7.	23	vs. Virginia, 2-1-1992
	23	vs. Virginia, 1-5-1991
9.	22	vs. Clemson, 1-10-1992
	22	vs. N.C. State, 1-24-1984
	22	vs. Maryland, 1-18-1979

**Highest Field Goal Percentage**

1.	68.2	vs. Arkansas State, 11-25-2005
2.	67.6	vs. Stephen F. Austin, 11-29-2003
3.	67.2	vs. Davidson, 11-24-2001
4.	66.7	vs. Temple, 12-12-1998
5.	66.0	at Georgia Tech, 1-27-1997
6.	65.6	at Vanderbilt, 3-20-2012
7.	65.5	at Boston College, 1-6-2013
8.	64.5	vs. UW-Milwaukee, 3-17-2001
9.	64.3	at San Diego, 12-30-2005
	64.3	vs. Duquesne, 11-25-2000

**Lowest Field Goal Percentage**

1.	22.2	at Clemson, 1-29-1990
2.	23.1	vs. Baylor, 3-29-2010
3.	23.3	at North Carolina, 1-24-2005
4.	24.5	at George Washington, 12-29-1996
5.	24.6	vs. Connecticut, 1-30-2012
	24.6	at Wake Forest, 2-16-1991
7.	25.0	at Maryland, 2-9-1978
8.	25.4	vs. Connecticut, 3-29-2011
9.	26.1	vs. Kentucky, 1-4-2011
10.	26.2	vs. N.C. State, 2-2-1978

**Highest First Half Field Goal Percentage**

1.	79.3	at Boston College, 1-6-2013
	79.3	vs. Davidson, 11-24-2001
3.	70.9	vs. Cheyney, 11-26-1985
4.	69.7	at UNC Asheville, 11-29-1995
5.	69.4	vs. Temple, 12-12-1998
6.	68.4	vs. Wake Forest, 3-5-2005
	68.4	vs. Peace College, 1-26-1979
8.	68.0	vs. Florida State, 2-26-1999
	68.0	vs. Georgia Southern, 12-21-1984
10.	67.9	at Georgia Tech, 1-18-2012
	67.9	at Georgia Tech, 1-11-1986
	67.9	vs. N.C. A&T, 2-27-1984

**Lowest First Half Field Goal Percentage**

1.	13.0	vs. Virginia, 2-19-1997
	13.0	vs. George Washington, 12-29-1996
3.	15.6	at Connecticut, 1-31-2011
4.	16.7	at North Carolina, 1-24-2005
5.	18.2	at Virginia, 1-30-2000
6.	19.4	at N.C. State, 1-19-1978

7.	20.0	vs. Virginia, 2-1-1992
8.	21.2	at Clemson, 1-29-1990
9.	21.9	at Connecticut, 1-3-2004
	21.9	vs. Connecticut, 2-1-2003

**Highest Second Half Field Goal Percentage**

1.	76.2	at SE Louisiana, 12-30-1988
2.	75.0	vs. Duquesne, 11-25-2000
3.	74.2	vs. Wake Forest, 1-2-2006
4.	73.1	at Georgia Tech, 1-27-1997
5.	73.0	vs. Wisconsin-Green Bay, 1-2-1991
	73.0	vs. N.C. Central, 11-20-1984
7.	72.7	vs. N.C. State, 1-21-1987
8.	72.0	vs. Virginia, 2-10-2006
	72.0	vs. Oklahoma State, 3-16-1995
10.	71.4	vs. Norfolk State, 3-15-2002

**Lowest Second Half Field Goal Percentage**

1.	19.2	vs. Notre Dame, 11-26-2011
2.	19.4	at Old Dominion, 11-27-1994
	19.4	at Virginia, 2-4-1984
4.	20.0	vs. Connecticut, 1-30-2012
5.	21.1	vs. Old Dominion, 1-21-1989
6.	21.2	vs. Wake Forest, 2-16-1991
7.	21.6	vs. North Carolina, 2-22-1980
8.	21.9	vs. Baylor, 3-29-2010
9.	22.2	at Virginia, 2-22-1998
10.	23.3	at Clemson, 1-29-1990

**Most Total Rebounds**

1.	68	vs. Catawba, 1-10-1979
2.	67	vs. Alabama, 3-18-1995
3.	64	vs. Stephen F. Austin, 11-26-2004
	64	at Furman, 12-3-1979
5.	63	vs. USC Upstate, 11-14-2013
	63	vs. Northeastern, 11-11-2006
	63	vs. UNC Asheville, 12-8-1979
8.	62	vs. Houston Baptist, 11-13-2009
	62	vs. Ball State, 12-19-2005
	62	vs. Charleston, 12-18-1990

**Most Offensive Rebounds**

1.	34	vs. UNC Asheville, 11-30-1994
2.	33	vs. Bucknell, 12-21-2007
3.	32	vs. North Carolina, 3-1-2009
4.	31	vs. Maine, 11-16-2008
5.	29	vs. Northeastern, 11-11-2006
6.	26	vs. Virginia Tech, 2-20-2011
	26	vs. Houston Baptist, 11-13-2009
	26	vs. Maryland, 1-12-2009
	26	vs. Oklahoma State, 11-14-2008
	26	vs. Houston, 11-19-2006
	26	at Connecticut, 3-28-2006

**Most Field Goals Made**

1.	51	vs. Howard, 12-6-1993
2.	49	vs. Morgan State, 11-26-1993
3.	48	at Alabama, 3-18-1995
4.	47	vs. NC Central, 12-28-2009
	47	at ETSU, 11-23-1991
6.	46	vs. USC Upstate, 11-14-2013
	46	vs. Stephen F. Austin, 11-29-2003
	46	vs. NC Central, 11-20-1984
9.	45	at San Diego, 12-30-2005
	45	vs. Arkansas St., 11-25-2005

**Most Field Goals Attempted**

1.	97	vs. Morgan State, 11-26-1993
2.	94	vs. Utah Valley, 12-18-2007
3.	93	at Alabama, 3-18-1995
4.	92	vs. Catawba, 1-10-1979
5.	91	vs. Bucknell, 12-21-2007
6.	90	vs. Wake Forest, 11-24-1979
7.	87	vs. North Carolina, 3-1-2009
	87	at Furman, 11-23-1984
9.	86	vs. UNC Asheville, 11-30-1994
10.	85	vs. American, 12-4-1993
	85	vs. UNC Asheville, 12-11-1991
	85	vs. Guilford, 12-4-1978

**Most Three-Point Field Goals Made**

1.	13	at San Diego, 12-30-2005
	13	vs. St. John's, 12-28-2005
	13	vs. Georgia Tech, 1-17-2005
4.	12	vs. N.C. State, 3-8-2013
	12	vs. NC State, 3-8-2013
	12	vs. Clemson, 1-26-2011
	12	vs. Colorado St., 12-22-2005
	12	vs. Wake Forest, 3-5-2005
	12	at North Carolina, 2-14-2004
	12	vs. East Carolina, 11-22-2002
	12	vs. North Carolina, 2-12-1998

**Most Three-Point Field Goals Attempted**

1.	30	at Illinois, 3-16-1997
	30	vs. Georgia Tech, 1-17-2005
	30	vs. Pacific, 12-4-2004
4.	29	vs. Clemson, 1-26-2011
	29	vs. Maryland, 1-6-2011
	29	vs. Northwestern St., 3-21-2004
7.	28	vs. Georgia Tech, 2-11-2000
8.	27	vs. Georgia Tech, 1-17-2005
	27	vs. Clemson, 2-27-2004
10.	26	at Tulsa, 12-21-2002
	26	vs. Marquette, 11-29-1998
	26	vs. Michigan, 12-7-1997

**Most Free Throws Made**

1.	40	vs. Cheyney State, 12-28-1985
2.	38	at Connecticut, 11-13-1998
3.	34	at Virginia, 2-22-1998
4.	32	at St. John's, 12-29-1986
	32	vs. Clemson, 3-4-1983
6.	30	vs. Pittsburgh, 12-21-2006
	30	at Miami, 2-19-2006
	30	at Florida State, 2-15-1998
9.	29	vs. North Carolina, 1-27-2000
	29	at Virginia, 2-4-1999

**Most Free Throws Attempted**

1.	49	vs. Cheyney State, 12-28-1985
2.	48	at Connecticut, 11-13-1998
3.	45	at UNC Wilmington, 2-23-1985
4.	44	vs. Northwestern St., 12-20-2003
	44	vs. Howard, 11-30-1987
6.	43	at Miami, 2-19-2006
	43	vs. Clemson, 3-4-1983
8.	42	at Virginia, 2-22-1998
	42	vs. Virginia, 1-16-1990
	42	vs. North Carolina, 2-24-1978

**Most Steals**

1.	31	vs. N.C. Central, 12-28-2009
2.	28	vs. UNC Wilmington, 12-20-2011
	28	vs. UNC Greensboro, 11-18-2007
4.	26	at Houston Baptist, 11-13-2009
5.	25	at Maine, 12-21-2009
	25	vs. Quinnipiac, 12-28-2008
	25	at Tulsa, 12-21-2002
	25	vs. Charleston Southern, 2-16-2002

25	vs. Guilford, 12-4-1978	
10.	24	vs. Utah Valley, 12-18-2007
	24	vs. Northeastern, 11-11-2006

**Most Assists**

1.	36	vs. UNC Wilmington, 12-20-2011
	36	at San Diego, 12-30-2005
3.	35	vs. N.C. Central, 12-28-2009
	35	vs. Howard, 12-6-2002
5.	33	vs. Ball State, 12-19-2005
	33	vs. Elon, 11-21-2003
7.	32	vs. Stephen F. Austin, 11-29-2003
	32	vs. Elon, 12-02-1999
	32	at East Carolina, 1-5-1994
10.	31	vs. Fairfield, 11-22-2005

**Most Blocks**

1.	16	at Wake Forest, 1-6-2012
	16	at Ball State, 12-20-2004
3.	15	vs. Ball State, 12-19-2005
4.	14	vs. South Florida, 11-15-2007
	14	vs. Wake Forest, 2-12-2004
6.	13	vs. Georgia Tech, 3-7-2014
	13	vs. Virginia, 1-16-2014
	13	vs. Georgia Tech, 1-17-2005
	13	vs. North Carolina, 2-20-2003
10.	12	vs. N.C. State, 3-2-2012
	12	vs. Charlotte, 11-23-2009
	12	vs. Penn State, 11-21-2006
	12	vs. Virginia Tech, 1-9-2005
	12	vs. Texas Tech, 3-31-2003
	12	at Appalachian State, 12-8-1993
	12	vs. Richmond, 1-22-1983

**Most Turnovers**

1.	39	vs. Virginia, 1-23-1988
2.	37	at N.C. State, 1-19-1978
	37	at Clemson, 1-11-1978
4.	36	vs. Colorado, 1-5-1980
	36	at North Carolina, 2-20-1979
6.	35	at Maryland, 1-10-1981
	35	vs. North Carolina, 2-24-1978
8.	34	vs. BYU, 1-10-1987
	34	vs. North Carolina, 2-14-1980
10.	33	Three tied - most recent
		vs. Virginia, 1-5-1991

**Fewest Turnovers**

1.	4	vs. Appalachian State, 2-16-1979
2.	5	vs. Northwestern State, 3-21-1986
	5	vs. Appalachian State, 12-6-1980
4.	6	vs. Georgia, 3-29-2003
	6	vs. Clemson, 12-31-1984
6.	8	Fifteen tied - most recent
		vs. Iona, 11-18-2012

**Largest Margin of Victory**

1.	89	vs. N.C. Central, 12-28-2009
2.	86	vs. Ball State, 12-19-2005
3.	83	vs. USC Upstate, 11-14-2013
4.	82	vs. Elon, 11-21-2003
5.	78	vs. Temple, 12-12-1998
6.	75	vs. Howard, 12-6-2002
7.	73	vs. Western Carolina, 2-9-1994
8.	70	vs. Wisconsin-Milwaukee, 12-3-1994
9.	69	vs. Iona, 11-18-2012
	69	at Houston Baptist, 11-13-2009
	69	at Southern, 3-19-2006

**Largest Margin of Defeat**

1.	82	at N.C. State, 1-19-1978
2.	64	vs. Maryland, 2-9-1978
3.	59	at Clemson, 1-11-1978
4.	55	N.C. State, 1-20-1979
	55	at Clemson, 1-9-1980
6.	50	N.C. State, 2-2-1978
7.	48	UNC Asheville, 12-8-1979
8.	45	at Virginia, 2-15-1992
9.	40	vs. East Carolina, 3-2-1978
10.	39	at N.C. State, 3-4-1989

**Largest Margin of Victory (ACC Games Only)**

1.	67	vs. Georgia Tech, 1-7-1999
2.	62	vs. Florida State, 12-6-1995
3.	57	vs. Wake Forest, 3-5-2005
	57	vs. Clemson, 2-27-2004
4.	55	vs. Clemson, 1-26-2011
5.	52	vs. Clemson, 2-5-2007
6.	50	vs. Virginia Tech, 2-20-2011
	50	vs. Clemson, 1-28-2001
8.	49	vs. Maryland, 1-23-2003
9.	46	vs. Wake Forest, 1-2-2006
10.	45	vs. Wake Forest, 1-6-2002

**Largest Margin of Victory Under Coach P**

1.	89	vs. N.C. Central, 12-28-2009
2.	69	vs. Iona, 11-18-2012
	69	at Houston Baptist, 11-13-2009
4.	67	vs. Maine, 11-16-2008
5.	66	vs. Gardner-Webb, 11-25-2011
6.	62	vs. UNC Wilmington, 12-20-2011
7.	55	vs. Clemson, 1-26-2011
8.	53	vs. N.C. Central, 1-3-2008
9.	50	vs. Virginia Tech, 2-20-2011
10.	45	vs. Valparaiso, 11-23-2012
	45	vs. Sienna, 12-20-2008
	45	vs. UNC Greensboro, 11-18-2007

**Largest Margin of Victory Under Coach P (ACC Games Only)**

1.	55	vs. Clemson, 1-26-2011
2.	50	vs. Virginia Tech, 2-20-2011
3.	44	vs. Pittsburgh, 1-26-2014
	44	at Virginia Tech, 2-14-2013
	44	at Clemson, 1-27-2012
6.	43	vs. Wake Forest, 2-11-2011
7.	40	vs. North Carolina, 2-6-2012
8.	39	vs. Miami, 1-31-2013
9.	37	vs. Clemson, 1-20-2013
	37	at Boston College, 1-6-2013
	37	vs. Georgia Tech, 1-21-2011

**Most Points**

1.	3009	2005-06
2.	2922	2001-02
	2922	2002-03
4.	2860	1998-99
5.	2800	2013-14
6.	2785	2003-04
7.	2737	2004-05
8.	2683	2012-13
9.	2568	2006-07
10.	2558	2000-01

**Most Three-Point Field Goals Attempted**

1.	581	2010-11
2.	574	2002-03
3.	553	1998-99
4.	546	2003-04
5.	542	2005-06
	542	1999-00
7.	525	1995-96
8.	520	2001-02
9.	514	2004-05
10.	512	2009-10

**Highest Rebounding Average**

1.	45.2	1985-86
2.	44.7	2008-09
3.	43.8	2005-06
4.	43.7	1987-88
5.	43.4	2004-05
6.	43.2	2009-10
7.	43.2	1979-80
8.	42.5	2013-14
9.	42.4	2006-07
10.	42.3	2007-08

**Highest Blocked Shot Average**

1.	7.6	2005-06
2.	7.4	2004-05
3.	6.8	2003-04
4.	6.6	2006-07
5.	6.0	2013-14
	6.0	2007-08
7.	5.8	2008-09
	5.8	2011-12
9.	5.2	2009-10
	5.2	2012-13

**Highest Scoring Average**

1.	86.0	2005-06
2.	83.5	2001-02
3.	81.9	2003-04
4.	80.8	1985-86
5.	80.0	2013-14
6.	79.6	1994-95
7.	79.4	1998-99
8.	79.0	2002-03
9.	76.1	1993-94
10.	76.0	2004-05

**Highest Three-Point Field Goal Percentage**

1.	.407	2013-14
2.	.406	1988-89
3.	.405	2012-13
4.	.391	2005-06
5.	.385	1998-99
6.	.383	2001-02
7.	.374	1992-93
8.	.372	1989-90
9.	.371	2011-12
10.	.366	1995-96

**Most Defensive Rebounds**

1.	1027	2004-05
2.	1015	2005-06
3.	985	2013-14
4.	981	2001-02
5.	965	2012-13
6.	953	2006-07
7.	944	2002-03
8.	926	2009-10
9.	906	2010-11
10.	898	2000-01

**Most Steals**

1.	480	2009-10
2.	462	2002-03
3.	447	2010-11
4.	442	2007-08
5.	438	2008-09
6.	414	2012-13
7.	412	2011-12
	412	2000-01
9.	411	2005-06
10.	404	2001-02

**Most Field Goals Made**

1.	1125	2005-06
2.	1080	2001-02
3.	1076	2002-03
4.	1067	2013-14
5.	1041	1998-99
6.	1027	2003-04
7.	1013	2004-05
8.	1011	2012-13
9.	964	2011-12
10.	958	2007-08
	958	2000-01

**Most Free Throws Made**

1.	580	2002-03
2.	576	1999-00
3.	565	1998-99
4.	563	2001-02
5.	557	1985-86
6.	549	2003-04
7.	547	2005-06
8.	528	2004-05
	528	2006-07
10.	513	1997-98

**Most Offensive Rebounds**

1.	629	2009-10
2.	607	2010-11
3.	600	1987-88
	600	1986-87
	600	1985-86
6.	593	2007-08
7.	587	2008-09
8.	551	2012-13
9.	550	2002-03
10.	536	2004-05

**Highest Steal Average**

1.	13.3	2009-10
2.	13.3	2008-09
3.	12.6	2007-08
4.	12.5	2002-03
5.	12.5	2011-12
6.	12.4	2010-11
7.	12.1	2000-01
8.	11.7	2005-06
9.	11.7	2003-04
10.	11.5	2001-02
	11.5	2012-13

**Most Field Goals Attempted**

1.	2354	2002-03
2.	2273	2009-10
3.	2259	2005-06
4.	2255	2007-08
5.	2241	2010-11
6.	2228	2012-13
7.	2209	2004-05
8.	2203	2001-02
9.	2169	2003-04
10.	2160	2008-09

**Most Free Throws Attempted**

1.	818	1985-86
2.	791	1998-99
3.	788	2002-03
4.	765	1999-00
5.	760	2003-04
6.	754	2004-05
7.	747	2005-06
8.	745	1997-98
9.	741	2001-02
10.	728	2013-14

**Most Assists**

1.	717	2005-06
2.	685	2003-04
3.	678	2001-02
4.	656	2004-05
5.	640	1998-99
6.	626	2002-03
7.	617	1995-96
8.	588	2013-14
9.	581	2006-07
10.	579	2000-01

**Most Games Played**

1.	37	2002-03
2.	36	2012-13
	36	2010-11
	36	2009-10
	36	1998-99
	36	2004-05
7.	35	2013-14
	35	2005-06
	35	2001-02
10.	35	2007-08

**Highest Field Goal Percentage**

1.	.499	2013-14
2.	.498	2005-06
3.	.490	2001-02
4.	.485	1995-96
5.	.484	1998-99
6.	.476	2011-12
7.	.475	1986-87
8.	.475	1985-86
9.	.473	2003-04
10.	.468	1984-85

**Highest Free Throw Percentage**

1.	.760	2001-02
2.	.753	1999-00
3.	.741	2012-13
4.	.738	2006-07
5.	.736	2002-03
6.	.732	2005-06
7.	.722	2003-04
8.	.717	1996-97
9.	.715	1988-89
10.	.714	1998-99

**Highest Assist Average**

1.	20.5	2005-06
2.	20.1	2003-04
3.	19.4	2001-02
4.	18.7	1995-96
5.	18.2	2004-05
6.	17.8	1998-99
7.	17.1	2006-07
8.	17.0	2000-01
9.	16.9	2002-03
10.	16.8	2013-14

**Most Minutes Played**

1.	7450	2002-03
2.	7202	2004-05
3.	7200	2012-13
	7200	2009-10
	7200	2010-11
	7200	1998-99
7.	7100	2005-06
8.	7026	2001-02
9.	7025	2013-14
10.	7000	2007-08

**Most 3-Point Field Goals Made**

1.	213	1998-99
2.	212	2005-06
3.	199	2010-11
	199	2001-02
5.	198	1999-00
6.	193	2012-13
7.	192	1995-96
8.	190	2002-03
9.	187	2013-14
10.	183	2004-05

**Most Rebounds**

1.	1563	2004-05
2.	1555	2009-10
3.	1532	2005-06
4.	1516	2012-13
5.	1513	2010-11
6.	1494	2002-03
7.	1489	2013-14
8.	1482	2007-08
9.	1475	2008-09
10.	1441	2006-07

**Most Blocked Shots**

1.	267	2005-06
	267	2004-05
3.	231	2003-04
4.	224	2006-07
5.	210	2013-14
	210	2007-08
7.	191	2008-09
	191	2011-12
9.	187	2012-13
10.	186	2009-10

**Most Points in a Game**

1. 125 at N.C. State, 1-19-1978
2. 121 at Alabama, 3-18-1995
3. 118 at Clemson, 1-11-1978
4. 117 vs. Maryland, 1-14-1978
5. 111 at Clemson, 1-9-1980
6. 107 vs. Clemson, 1-10-1992
7. 104 vs. Connecticut, 11-13-1998
8. 103 vs. N.C. State, 1-10-1990
- 103 vs. Maryland, 2-9-1978
10. 102 at N.C. State, 2-5-1986
- 102 vs. N.C. State, 2-22-1983

**Fewest Points in a Game**

1. 24 vs. Ball State, 12-18-2005
2. 25 vs. Davidson, 2-12-1979
3. 26 vs. Virginia Tech, 1-10-1990
- 26 vs. Elon, 11-21-2003
5. 27 vs. Southern, 3-19-2006
- 27 vs. UNC Asheville, 12-19-1998
7. 28 vs. N.C. Central, 12-28-2009
8. 29 vs. N.C. Central, 1-3-2008
- 29 vs. Stephen F. Austin, 11-26-2004
10. 30 vs. Pacific, 12-4-2004
- 30 vs. Florida State, 12-6-1995

**Most First Half Points**

1. 62 at Clemson, 1-11-1978
2. 58 at N.C. State, 1-19-1978
3. 53 vs. N.C. State, 1-20-1979
4. 52 vs. Virginia, 2-19-1997
- 52 vs. N.C. State, 1-10-1990
- 52 vs. Northwestern State, 3-21-1986
7. 51 vs. Connecticut, 11-13-1998
- 51 vs. Clemson, 1-10-1992
9. 50 at N.C. State, 2-21-1989
- 50 vs. East Carolina, 2-23-1980
- 50 at East Carolina, 3-2-1978

**Fewest First Half Points**

1. 3 vs. Monmouth, 12-30-2012
2. 7 at Ball State, 12-20-2004
3. 8 vs. Boston, 12-30-2006
4. 9 at Oklahoma State, 12-12-2010
- 9 vs. N.C. Central, 12-28-2009
- 9 vs. Ball State, 12-19-2005
7. 11 vs. Old Dominion, 11-29-2006
- 11 vs. Maryland, 3-6-2005
- 11 at N.C. State, 1-29-2003
- 11 vs. Hampton, 12-8-1998
- 11 vs. UNC Asheville, 12-11-1991

**Most Second Half Points**

1. 67 at N.C. State, 1-19-1978
2. 63 at Clemson, 1-9-1980
3. 60 at N.C. State, 1-19-1988
4. 59 at N.C. State, 1-9-1991
5. 58 at Oklahoma, 12-8-2013
- 58 at North Carolina, 12-6-1979
7. 57 vs. North Carolina, 3-5-1995
- 57 at N.C. State, 2-5-1986
- 57 vs. N.C. State, 2-22-1983
- 57 vs. N.C. State, 12-4-1980

**Fewest Second Half Points**

1. 6 vs. Catawba, 1-10-1979
2. 8 vs. Davidson, 2-12-1979
3. 9 vs. Elon, 11-21-2003
4. 10 at Denver, 11-11-2007
5. 11 vs. Southern, 3-19-2006
- 11 at Eastern Kentucky, 12-3-1983
7. 12 vs. Manhattan, 12-21-1996
8. 13 vs. Iona, 11-18-2012
9. 14 7 tied - most recent
- vs. Miami, 1-31-2013

**Highest FG Percentage**

1. 68.3 at Maryland, 2-4-1989
2. 65.5 vs. Virginia, 1-25-1994
3. 63.8 vs. N.C. State, 2-22-1983
4. 62.9 vs. Dayton, 1-3-1981
5. 62.5 vs. Clemson, 1-28-1994
6. 61.8 vs. Notre Dame, 2-2-2014
7. 61.2 at Clemson, 1-11-1978
8. 61.1 vs. N.C. State, 1-10-1990
9. 60.9 at North Carolina, 1-19-1982
10. 60.7 at Maryland, 12-10-1983

**Lowest FG Percentage**

1. 11.3 vs. Stephen F. Austin, 11-26-2004
2. 12.7 vs. Ball State, 12-19-2005
3. 14.0 vs. UNC Asheville, 12-19-1998
4. 17.2 vs. Iona, 11-18-2012
5. 18.3 vs. Southern, 3-19-2006
6. 18.6 vs. Davidson, 2-12-1979
7. 19.2 at Ball State, 12-20-2004
8. 20.0 at Virginia, 2-24-2011
- 20.0 vs. Temple, 12-12-1998
10. 20.4 vs. Kansas, 11-30-2013
- 20.4 at Houston Baptist, 11-13-2009

**Highest First Half FG Percentage**

1. 81.3 at Georgia Tech, 2-6-1982
2. 78.2 vs. UNC Wilmington, 12-2-1980
3. 75.0 at Maryland, 2-4-1989
4. 71.4 at North Carolina, 1-19-1982
5. 68.0 at Georgia Tech, 3-2-1992
6. 66.7 vs. Virginia, 1-25-1994
- 66.7 at Richmond, 1-31-1989
- 66.7 vs. Maryland, 1-14-1989
- 66.7 at North Carolina, 2-12-1985
10. 65.2 vs. Seton Hall, 12-7-1991
- 65.2 at Maryland, 12-7-1985

**Lowest First Half FG Percentage**

1. 4.0 vs. Monmouth, 12-30-2012
2. 9.1 vs. Ball State, 12-19-2005
- 9.1 vs. Stephen F. Austin, 11-26-2004
4. 10.5 vs. Boston, 12-30-2006
5. 13.6 vs. Maryland, 3-6-2005
6. 13.8 at Virginia, 2-24-2011
- 13.8 vs. Temple, 12-12-1998
8. 14.3 at Oklahoma State, 12-12-2010
- 14.3 at Ball State, 12-20-2004
10. 15.0 vs. N.C. Central, 12-28-2009
- 15.0 vs. Holy Cross, 1-4-2005

**Highest Second Half FG Percentage**

1. 78.6 vs. North Carolina, 2-23-1987
2. 72.0 vs. Connecticut, 3-29-2011
3. 70.8 at N.C. State, 1-19-1988
4. 70.0 at Maryland, 12-10-1983
5. 69.4 vs. N.C. State, 2-22-1983
6. 68.2 vs. Maryland, 2-18-1990
7. 68.0 at Clemson, 2-16-1997
8. 67.9 at Old Dominion, 12-7-1996
9. 66.7 Six tied - most recent
- at Texas A&M, 11-15-2009

**Lowest Second Half FG Percentage**

1. 11.5 vs. Davidson, 2-12-1979
2. 12.0 vs. UNC Asheville, 12-19-1998
3. 12.9 vs. Southern, 3-19-2006
4. 13.0 at Denver, 11-11-2007
5. 13.8 vs. Iona, 11-18-2012
- 13.8 vs. Stephen F. Austin, 11-26-2004
7. 14.3 at Eastern Kentucky, 12-3-1983
8. 15.8 vs. Ball State, 12-19-2005
9. 16.0 vs. Elon, 11-21-2003
10. 16.7 vs. Miami, 1-31-2013
- 16.7 at Houston Baptist, 11-13-2009

- 16.7 vs. William & Mary, 11-24-1984

**Most Total Rebounds**

1. 67 at Notre Dame, 11-21-1998
- 67 at Clemson, 1-9-1980
3. 64 at N.C. State, 1-19-1978
4. 63 vs. Maryland, 2-9-1978
5. 62 vs. Clemson, 3-3-1990
- 62 at UNC Charlotte, 2-4-1978
- 62 at East Carolina, 12-3-1977
8. 61 at East Carolina, 3-2-1978
9. 59 at Alabama, 3-18-1995
- 59 at North Carolina, 2-25-1995

**Fewest Total Rebounds**

1. 14 vs. Stephen F. Austin, 11-29-2003
2. 17 vs. Maine, 11-16-2008
3. 18 vs. Elon, 11-21-2003
- 18 vs. St. John's, 11-26-1989
- 18 vs. Holy Cross, 3-13-1999
6. 19 at Clemson, 2-6-2014
- 19 vs. Arkansas State, 11-25-2005
8. 20 vs. St. Joseph's, 12-8-2002
9. 21 vs. Florida State, 1-16-1994
- 21 vs. Presbyterian, 11-17-2012

**Most Offensive Rebounds**

1. 29 at Alabama, 3-18-1995
2. 28 vs. North Carolina, 3-3-2013
- 28 vs. Clemson, 3-3-1990
4. 27 at Tennessee, 1-22-2007
- 27 vs. Clemson, 2-26-1990
6. 26 vs. Virginia Tech, 2-22-2006
- 26 vs. North Carolina, 1-25-1995
8. 25 at North Carolina, 2-25-2006
- 25 at California, 12-21-1993
- 25 vs. N.C. State, 2-6-1991
- 25 at Providence, 12-6-1987

**Fewest Offensive Rebounds**

1. 2 vs. Holy Cross, 3-13-1999
2. 3 vs. Wake Forest, 1-13-2000
- 3 vs. Clemson, 1-28-1994
4. 4 vs. Iona, 11-18-2012
- 4 vs. Georgia Southern, 11-19-2009
- 4 vs. Stephen F. Austin, 11-29-2003
- 4 at Virginia Tech, 12-8-1999
- 4 vs. UNC Greensboro, 11-19-1997
- 4 vs. UNC Asheville, 11-23-1996
- 4 vs. Maryland, 2-18-1994

**Most Field Goals Made**

1. 52 at Clemson, 1-11-1978
2. 50 at Clemson, 1-9-1980
3. 48 at N.C. State, 1-19-1978
- 45 vs. Clemson, 2-5-1979
5. 45 vs. N.C. State, 1-20-1979
- 44 vs. N.C. State, 1-10-1990
7. 44 at Alabama, 3-18-1995
- 44 vs. N.C. State, 2-22-1983
- 44 vs. Maryland, 2-9-1978
10. 43 at Maryland, 2-4-1989

**Fewest Field Goals Made**

1. 7 vs. Stephen F. Austin, 11-26-2004
- 7 vs. UNC Asheville, 12-19-1998
3. 8 vs. Catawba, 1-10-1979
4. 9 vs. N.C. Central, 12-28-2009
- 9 vs. Ball State, 12-19-2005
6. 10 Six tied - most recent
- at Houston Baptist, 11-13-2009



**Most Field Goals Attempted**

1. 114 at Alabama, 3-18-1995
2. 95 at East Carolina, 12-3-1977
3. 92 at Clemson, 1-9-1980
4. 89 vs. Clemson, 2-5-1979
- 89 vs. NC State, 1-20-1979
6. 88 vs. Clemson, 2-8-1979
- 88 at North Carolina, 12-6-1979
- 88 at NC State, 1-19-1978
9. 87 at East Carolina, 2-22-1979
10. 86 at Florida State, 1-23-2014

**Fewest Field Goals Attempted**

1. 35 vs. Presbyterian, 11-17-2012
2. 37 vs. Catawba, 1-10-1979
3. 38 vs. Maine, 11-16-2008
- 38 vs. Detroit Mercy, 12-27-2002
5. 39 vs. Auburn, 11-27-2005
6. 40 vs. Clemson, 1-16-2000
- 40 at Eastern Kentucky, 12-3-1983
8. 41 vs. Purdue, 11-22-2007
- 41 vs. NC Central, 12-28-2009
- 41 vs. UNC Asheville, 11-23-1996

**Most First Half Field Goals Made**

1. 23 at Clemson, 1-9-1980
- 23 vs. Maryland, 2-9-1978
- 23 at NC State, 1-19-1978
4. 22 vs. NC State, 1-10-1990
- 22 at NC State, 2-21-1989
- 22 at East Carolina, 3-2-1978
7. 21 Five tied - most recent at Maryland, 2-4-1989

**Fewest First Half Field Goals Made**

1. 1 vs. Monmouth, 12-30-2012
2. 3 at Oklahoma State, 12-12-2010
- 3 vs. NC Central, 12-28-2009
- 3 vs. UNC Greensboro, 11-18-2007
- 3 vs. Ball State, 12-19-2005
- 3 vs. Maryland, 3-6-2005
- 3 vs. Holy Cross, 1-4-2005
- 3 at Ball State, 12-20-2004
- 3 vs. Stephen F. Austin, 11-26-2004
10. 4 Eight tied - most recent at Virginia, 2-24-2011

**Most First Half Field Goals Attempted**

1. 48 at Providence, 12-6-1987
2. 47 vs. NC State, 2-6-1991
- 47 vs. VCU, 1-20-1978
4. 46 vs. Clemson, 2-8-1979
5. 45 vs. Maryland, 1-13-2007
- 45 at Virginia, 1-9-1993
7. 44 Five tied - most recent vs. North Carolina, 3-4-2002

**Fewest First Half Field Goals Attempted**

1. 15 vs. Monmouth, 12-30-2012
2. 16 vs. UNC Greensboro, 11-18-2007
- 16 vs. Florida State, 1-16-1994
- 16 at Georgia Tech, 2-6-1982
5. 18 at Virginia Tech, 2-14-2013
- 18 at Wisconsin, 12-2-2010
- 18 at Penn State, 11-18-2005
8. 19 at Temple, 12-31-2009
- 19 vs. Maryland, 3-8-2008
- 19 vs. UNC Greensboro, 11-24-1996

**Most Second Half Field Goals Made**

1. 27 at Clemson, 1-9-1980
- 27 at North Carolina, 12-6-1979
3. 25 vs. N.C. State, 2-22-1983
- 25 at N.C. State, 1-19-1978
5. 24 vs. Georgia Tech, 1-28-1989
6. 23 at North Carolina, 1-10-1989
7. 22 Ten tied - most recent vs. Virginia, 2-13-1993

**Fewest Second Half Field Goals Made**

1. 2 at Eastern Kentucky, 12-3-1983
2. 3 at Denver, 11-11-2007
- 3 vs. UNC Asheville, 12-19-1998
4. 4 vs. Iona, 11-18-2012
- 4 at Houston Baptist, 11-13-2009
- 4 vs. Southern, 3-19-2006
- 4 at Stephen F. Austin, 11-26-2004
- 4 vs. Elon, 11-21-2003
9. 5 Eleven tied - most recent vs. Miami, 1-31-2013

**Most Second Half Field Goals Attempted**

1. 52 at East Carolina, 2-22-1979
2. 48 at Clemson, 1-9-1980
3. 47 vs. Charleston, 12-18-1990
- 47 at N.C. State, 1-19-1978
5. 46 at North Carolina, 2-24-2002
- 46 vs. Montana, 11-26-1994
- 46 at North Carolina, 1-10-1989
8. 45 Nine tied - most recent at North Carolina, 1-22-1999

**Fewest Second Half Field Goals Attempted**

1. 14 vs. Georgia Tech, 1-21-2011
- 14 at Maine, 12-21-2009
- 14 at Eastern Kentucky, 12-3-1983
4. 17 vs. Auburn, 11-27-2005
- 17 vs. Maryland, 2-3-2000
- 17 at Florida State, 1-21-1992
- 17 at Wake Forest, 2-16-1991
- 17 at North Carolina, 2-20-1988
- 17 vs. Notre Dame, 2-6-1988
10. 18 Six tied - most recent vs. Xavier, 12-21-2010

**Most Three-Point Field Goals Made**

1. 14 vs. DePaul, 3-24-2014
2. 13 vs. Connecticut, 1-18-2010
3. 12 vs. Southern California, 12-6-2009
4. 11 at Wake Forest, 1-19-2005
- 11 vs. TCU, 3-17-2002
- 11 at North Carolina, 1-24-1996
7. 10 Twelve tied - most recent vs. CSU Bakersfield, 12-21-2012

**Most Three-Point Field Goals Attempted**

1. 52 at Alabama, 3-18-1995
2. 38 at Syracuse, 1-9-2014
3. 36 vs. Wake Forest, 3-5-2005
4. 32 vs. Marquette, 11-27-2009
5. 31 at Holy Cross, 1-16-2006
6. 30 vs. Valparaiso, 11-23-2012
- 30 at Wake Forest, 1-19-2005
8. 29 vs. BYU, 11-13-2010
- 29 at San Diego, 12-30-2005
10. 28 vs. Maryland, 2-21-2010

**Most Free Throws Made**

1. 35 at Clemson, 12-9-2000
- 35 at N.C. State, 1-19-1988
3. 34 vs. North Carolina, 3-9-2008
- 34 at DePaul, 11-29-1986
5. 33 at Maryland, 1-14-2008
- 33 at Illinois, 3-16-1997

- 33 vs. Clemson, 3-3-1990
8. 31 at Penn State, 11-18-2005
9. 30 at Penn State, 11-20-2000
- 30 at Maryland, 2-5-1993

**Most Free Throws Attempted**

1. 57 vs. Clemson, 3-3-1990
2. 48 at N.C. State, 1-19-1988
3. 44 vs. North Carolina, 3-8-2008
4. 42 at Maryland, 1-14-2008
- 42 at Penn State, 11-18-2005
- 42 at DePaul, 11-29-1986
- 42 at Maryland, 2-13-1983
8. 41 at Clemson, 12-9-2000
- 41 at N.C. State, 1-19-1978
10. 40 at Illinois, 3-16-1997
- 40 at Maryland, 2-5-1993

**Most Assists**

1. 36 at Maryland, 2-4-1989
2. 35 at N.C. State, 2-21-1989
3. 29 vs. N.C. State, 1-10-1990
- 29 at Clemson, 1-9-1980
5. 28 at N.C. State, 1-9-1991
- 28 vs. Virginia, 2-11-1989
- 28 vs. Stanford, 12-20-1988
- 28 vs. N.C. State, 1-20-1979
8. 27 Three tied - most recent at Texas A&M, 11-17-1995

**Most Blocks**

1. 11 at North Carolina, 2-28-2010
- 11 at Texas A&M, 11-15-2009
- 11 vs. Michigan State, 3-24-2009
- 11 at N.C. State, 1-19-2009
- 11 at Clemson, 1-29-1990
6. 10 vs. St. John's, 12-9-2012
- 10 at Auburn, 12-31-2004
8. 9 at Richmond, 12-8-1996
- 9 vs. Purdue, 12-2-1990
- 9 at Virginia, 11-25-1979

**Most Turnovers**

1. 53 at UNC Greensboro, 1-16-1979
2. 45 vs. N.C. Central, 12-28-2009
- 45 vs. Morgan State, 11-26-1993
4. 41 at East Carolina, 1-5-1994
- 41 at North Carolina, 2-20-1979
6. 40 vs. UNC Wilmington, 12-20-2011
- 40 vs. Stephen F. Austin, 11-29-2003
8. 39 vs. Utah Valley, 12-18-2007
- 39 vs. Manhattan, 12-21-1996
10. 38 vs. Maine, 11-16-2008
- 38 vs. UNC Greensboro, 11-18-2007

**Fewest Turnovers**

1. 6 at Miami, 1-30-2014
- 6 vs. Clemson, 3-3-1996
- 6 at Virginia, 2-15-1992
- 6 at West Texas State, 3-20-1986
5. 7 at St. Joseph's, 12-29-1994
- 7 at Georgia Tech, 3-25-1989
- 7 vs. Purdue, 3-28-1999
- 8 vs. Virginia, 2-1-1992
- 8 vs. N.C. State, 2-6-1991
10. 9 Thirteen tied - most recent vs. Canisius, 3-20-2005

Points

Game 43, Monique Currie at Miami, 2-19-06 (2OT)  
 Season 813, Alana Beard, 2002-03  
 Career 2,687, Alana Beard, 2001-04

Field Goals Made

Game 16, Alana Beard vs. Virginia, 1-9-03  
 16, Sue Harnett vs. VCU, 12-10-88  
 Season 294, Alana Beard, 2002-03  
 Career 1,005, Alana Beard, 2001-04

Field Goals Attempted

Game 30, Alana Beard vs. Virginia, 1-9-03  
 Season 558, Alana Beard, 2002-03  
 Career 1,906, Alana Beard, 2001-04

Field Goal Percentage

Game 1.000 (12-12), Sheana Mosch vs. Clemson, 1-28-01  
 1.000 (10-10), Elizabeth Williams vs. USC-U, 12-11-11  
 1.000 (9-9), Tyish Hall vs. Okla. St., 3-16-95  
 1.000 (9-9), Kathy Friend vs. UNC, 2-24-78  
 Season 65.5, Tyish Hall, 1995-96  
 Career 63.0, Tyish Hall, 1994-97

Three-Pointers Made

Game 7, Jessica Foley vs. Georgia Tech, 1-17-05  
 7, Nicole Erickson vs. Clemson, 1-14-99  
 Season 87, Tricia Liston, 2013-14  
 Career 252, Tricia Liston, 2013-14

Three-Pointers Attempted

Game 13, Kira Orr vs. Illinois, 3-16-97  
 Season 191, Jessica Foley, 2004-05  
 Career 691, Abby Waner, 2006-09

Three-Point Percentage

Game 1.000 (6-6), Nicole Erickson vs. ND, 11-22-97  
 Season 53.9, Jenni Kraft, 1988-89  
 Career 45.9, Tricia Liston, 2013-14

Free Throws Made

Game 15, Monique Currie at Miami, 2-19-06 (2OT)  
 15, Nicole Johnson vs. WFU, 2-26-92  
 Season 201, Alana Beard, 2002-03  
 Career 582, Alana Beard, 2001-04\*

Free Throws Attempted

Game 22, Tara McCarthy vs. UNC, 2-24-78  
 Season 267, Chris Moreland, 1985-86  
 Career 868, Chris Moreland, 1985-88

Free Throw Percentage

Game 1.000 (14-14), Monique Currie vs. UNC, 3-4-02  
 Season 93.1, Tricia Liston, 2012-13  
 Career 88.0, Nicole Erickson, 1998-99

Rebounds

Game 24, Barb Krause vs. Catawba, 1-10-79  
 Season 354, Chris Moreland, 1985-86  
 Career 1,229, Chris Moreland, 1985-88

Assists

Game 13, Chelsea Gray vs. Pittsburgh, 12-4-11  
 Season 201, Chelsea Gray, 2011-12  
 Career 579, Lindsey Harding, 2003-07

Steals

Game 10, Abby Waner vs. Utah Valley, 12-18-07  
 Season 114, Alana Beard, 2001-02  
 Career 404, Alana Beard, 2001-04

Blocked Shots

Game 12, Elizabeth Williams at WFU, 1-6-12\*  
 Season 151, Alison Bales, 2006-07\*  
 Career 434, Alison Bales, 2004-07\*

\* Duke and ACC Records

Other RecordsMost Minutes Played

Season 1,172, Jasmine Thomas, 2010-11  
 Career 4,285, Alana Beard, 2001-04

Most Games Played

Season 37, seven tied in 2002-03  
 Career 142, Mistie Williams, 2003-06

Most Games Started

Season 37, three tied in 2002-03  
 Career 136, Alana Beard, 2001-04

Most Consecutive Free Throws Made  
 37, Chelsea Gray, 2011-12 through 2012-13

Most Points Scored In A Half (2nd)  
 29, Alana Beard vs. Maryland, 1-14-01

Most Points Scored In Overtime  
 15, Monique Currie at Miami, 2-19-06

Most Assists In A Half (1st)  
 11, Monique Currie vs. Ga. Tech, 2-7-04

Seeing Double

Double Figure Scoring Records  
 Most in a Career  
 127, Alana Beard, 2001-04

Most in a Season  
 36, Alana Beard, 2002-03

Most Consecutive  
 67, Chris Moreland, 12-19-85 through 1-19-88

Most Consecutive Games With 20 or More Points  
 11, Chris Moreland, 12-19-85 through 1-25-86

Double Figure Rebounding Records  
 Most in a Career  
 74, Chris Moreland, 1985-88

Most in a Season  
 24, Chris Moreland, 1985-86 & 1987-88

Most Consecutive  
 15, Chris Moreland, 1/25/86-11/29/86

Seeing Triple

Triple-Doubles  
 Elizabeth Williams at WFU on 1-6-12  
 18 points, 16 rebounds, 12 blocks

Chelsea Gray (2)  
 vs. Pittsburgh on 12-4-11  
 14 points, 11 rebounds, 13 assists  
 at Boston College on 1-6-13  
 18 points, 11 rebounds, 10 assists

Jasmine Thomas vs. Marquette on 11-27-09  
 11 points, 11 rebounds, 12 assists

Monique Currie vs. Florida State on 1-5-06  
 21 points, 12 rebounds, 11 assists

Katie Meier vs. Manhattan on 3-11-87  
 16 points, 11 rebounds, 10 assists

► Duke became just the fourth school in NCAA history to have two different players notch triple-doubles in the same season – Central Michigan (2010-11), Georgia State (2009-10), UAB (2001-02)

**Points in a Game**

- 43 Monique Currie at Miami, 2-19-06 (2OT)
- 41 Alana Beard at Virginia, 1-9-03
- 37 Ali Day vs. Alabama, 3-18-95
- 37 Sue Harnett at VCU, 12-10-88
- 36 Katie Meier at N.C. State, 2-3-87
- 35 Alana Beard vs. Maryland, 1-2-02
- 35 Michele Van Gorp at Clemson, 2-14-99
- 35 Carey Kauffman vs. UNCA, 11-30-94
- 34 Chris Moreland vs. Radford, 1-4-86
- 34 Chris Moreland vs. NWS, 3-21-86
- 34 Chris Moreland vs. Indiana St., 12-30-85
- 33 Alana Beard at Maryland, 1-14-01
- 32 Kira Orr vs. N.C. State, 2-12-97
- 31 Monique Currie vs. Maryland, 2-13-06
- 31 Alana Beard at North Carolina, 2-14-04
- 31 Payton Black at Richmond 12-8-96
- 31 Ali Day vs. Florida State, 1-28-95
- 31 Chris Moreland vs. UNCW, 2-23-85
- 31 Stacy Hurd at Wake Forest, 12-8-80

**Field Goals Made**

- 16 Alana Beard vs. Virginia, 1-9-03
- 16 Sue Harnett vs. VCU, 12-10-88
- 15 Michele Van Gorp vs. Clemson, 2-14-99
- 15 Katie Meier vs. N.C. State, 2-3-87
- 15 Alana Beard vs. Maryland, 1-2-02
- 14 Eight tied - most recent
- Tyish Hall vs. Georgia Tech, 1-17-96

**Field Goals Attempted**

- 30 Alana Beard vs. Virginia, 1-9-03
- 26 Iciss Tillis vs. Florida State, 1-26-03
- 26 Iciss Tillis at North Carolina, 1-20-03
- 25 Sue Harnett vs. VCU, 12-10-88
- 25 Stacy Hurd vs. Vanderbilt, 3-13-82
- 24 Jasmine Thomas vs. Kentucky, 1-4-11
- 24 Alana Beard at Connecticut, 1-3-04
- 24 Alana Beard vs. Tennessee, 4-6-03
- 24 Chris Moreland vs. DePaul, 11-29-86
- 24 Tara McCarthy at UNC-Greens., 1-16-79

**Field Goal Percentage**

- 1.000 (12-12) Sheana Mosch vs. Clem., 1-28-01
- 1.000 (10-10) Elizabeth Williams vs. USC, 12-11-11
- 1.000 (9-9) Tyish Hall vs. Okla. State, 3-16-95
- 1.000 (9-9) Kathy Friend vs. UNC, 2-24-78
- 1.000 (8-8) Payton Black vs. FSU, 12-6-95
- 1.000 (8-8) Tyish Hall vs. VCU, 11-15-95
- 1.000 (8-8) Alison Day vs. ECU, 1-5-94
- 1.000 (8-8) Stacy Hurd vs. Clemson, 1-29-83

**Three-Point Field Goals Made**

- 7 Jessica Foley vs. Georgia Tech, 1-17-05
- 7 Nicole Erickson vs. Clemson, 1-14-99
- 6 Twelve tied - most recent
- Tricia Liston, vs. Vanderbilt, 11-21-13

**Three-Point Field Goals Attempted**

- 13 Kira Orr vs. Illinois, 3-16-97
- 12 Jessica Foley vs. Georgia Tech, 1-17-05
- 12 Nicole Erickson vs. Clemson, 1-14-99
- 12 Kira Orr vs. North Carolina, 1-18-97
- 12 Abby Waner vs. North Carolina, 2-9-09
- 11 Jessica Foley at UNC, 1-24-05
- 11 Vicki Krapohl vs. Clemson, 2-27-04
- 11 Missy West vs. W.Kentucky, 3-20-00
- 11 Krista Gingirch vs. GT, 2-11-00
- 10 Eleven tied - most recent
- Tricia Liston at Oklahoma, 12-8-13

**Free Throws Made**

- 15 Monique Currie at Miami, 2-19-06 (2OT)
- 15 Nicole Johnson vs. Wake Forest, 2-26-92
- 14 Georgia Schweitzer vs. WFU, 3-2-01
- 14 Tara McCarthy vs. North Carolina, 12-7-78
- 14 Monique Currie vs. UNC, 3-4-02
- 13 Seven tied - most recent
- Chelsea Gray, vs. Maryland, 2-11-13

**Free Throws Attempted**

- 22 Tara McCarthy vs. North Carolina, 2-24-78
- 20 Katie Meier vs. Virginia, 1-16-90
- 20 Tara McCarthy vs. North Carolina, 2-24-78
- 19 Chris Moreland vs. Howard, 11-30-87
- 19 Chris Moreland vs. Georgia Tech, 1-25-86
- 18 Nicole Johnson vs. Wake Forest, 2-26-92
- 18 Tara McCarthy vs. North Carolina, 12-7-78
- 17 Barb Krause vs. Colorado, 1-5-80
- 16 Monique Currie at Miami, 2-19-06
- 16 Monique Currie vs. Kansas St., 11-27-04
- 16 Georgia Schweitzer vs. WFU, 3-2-01
- 16 Katie Meier at Wake Forest, 1-24-90
- 16 Jennifer Chestnut vs. Clemson, 3-4-83

**Free Throw Percentage**

(Minimum 10 attempts)

- 1.000 (14-14) Monique Currie vs. UNC, 3-4-02
- 1.000 (13-13) Alison Bales vs. Clemson, 2-25-07
- 1.000 (13-13) Robin Baker at Ga. Tech, 1-26-91
- 1.000 (12-12) Nicole Erickson vs. UNC, 2-12-98
- 1.000 (11-11) Nicole Erickson vs. ODU, 3-20-99
- 1.000 (11-11) Lauren Rice vs. UConn, 11-13-98
- 1.000 (11-11) Chris Moreland vs. WTS., 3-20-86
- 1.000 (10-10) Kira Orr vs. N.C. State, 2-12-97
- 1.000 (10-10) Kristina Meiman vs. UWM, 12-3-94
- 1.000 (10-10) Jenni Kraft at UConn, 12-9-88

**Total Rebounds**

- 24 Barb Krause vs. Catawba, 1-10-79
- 23 Barb Krause vs. Georgia Tech, 1-13-79
- 20 Haley Peters vs. USC Upstate, 11-14-13
- 20 Alana Beard vs. North Carolina, 3-10-03
- 20 Chris Moreland at UNC, 2-20-88
- 19 Carey Kauffman vs. UNCA, 11-30-94
- 19 Chris Moreland at George Mason, 11-30-85
- 19 Chris Moreland vs. Washington, 12-27-85
- 19 Chris Moreland vs. Ga. Tech, 1-15-88
- 19 Tracey Christopher at GT, 1-15-88

**Offensive Rebounds**

- 13 Carey Kauffman vs. UNC Asheville, 11-30-94
- 11 Bridgette Mitchell vs. Northeastern, 11-11-06
- 10 Alana Beard vs. North Carolina, 3-10-03
- 9 Carrem Gay vs. North Carolina, 3-1-09
- 9 Carrem Gay vs. Southern Cal, 12-19-08
- 9 Peppi Browne vs. N.C. State, 1-20-99
- 8 Oderah Chidom vs. Wake Forest, 2-27-14
- 8 Elizabeth Williams vs. Boston College, 1-12-14
- 8 Joy Cheek vs. Maryland, 1-24-10
- 8 Chante Black vs. Maryland, 1-12-09
- 8 Joy Cheek vs. North Carolina, 2-25-07
- 8 Carrem Gay vs. Oklahoma State, 11-14-08
- 8 Mistie Bass vs. Maryland, 2-13-06

**Defensive Rebounds**

- 15 Haley Peters vs. USC Upstate, 11-14-13
- 12 Tricia Liston vs. Virginia, 1-16-14
- 12 Alison Bales vs. Maryland, 2-18-07
- 12 Alison Bales vs. North Carolina, 2-8-07
- 12 Chante Black vs. Clemson, 2-17-05
- 12 Monique Currie vs. North Carolina, 1-11-04
- 11 Sixteen tied - most recent
- Haley Peters at Miami, 1-30-14

**Assists**

- 15 Alexis Jones at Florida State, 1-23-14
- 15 Cheslea Gray vs. Clemson, 1-10-13
- 13 Chelsea Gray at Marquette, 11-24-13
- 13 Chelsea Gray vs. Pittsburgh, 12-4-11
- 12 Chelsea Gray at Vanderbilt, 3-20-12
- 12 Monique Currie vs. Ga. Tech, 2-7-04
- 12 Katie Meier vs. N.C. State, 1-10-90
- 12 Leigh Morgan at California, 12-27-87
- 11 Thirteen tied - most recent
- Chelsea Gray vs. Maryland, 1-22-12

**Steals**

- 10 Alexis Jones vs. Notre Dame, 2-2-14
- 10 Abby Waner vs. Utah Valley, 12-18-07
- 9 Chelsea Gray vs. Clemson, 1-24-13
- 9 Missy Anderson vs. Drake, 12-28-92
- 9 Kim Matthews vs. Davidson, 2-2-79
- 8 Chelsea Gray vs. St. John's, 3-24-12
- 8 Lindsey Harding vs. Tennessee, 1-23-06
- 8 Peppi Browne vs. Georgia Tech, 1-4-98
- 8 Katie Meier vs. San Jose St., 12-29-87
- 8 Katie Meier vs. Howard, 11-30-87
- 8 Kim Matthews vs. Guilford, 12-4-78
- 8 Chante Black, vs. Quinnipiac, 12-28-08

**Blocked Shots**

- 12 Elizabeth Williams at Wake Forest, 1-6-12\*
- 11 Sarah Sullivan vs. Richmond, 1-22-83
- 9 Alison Bales vs. Penn State, 11-21-06
- 8 Elizabeth Williams at Boston College, 2-9-12
- 8 Krystal Thomas at Charlotte, 11-27-10
- 8 Alison Bales vs. Connecticut, 3-28-06
- 8 Alison Bales at UNC, 2-25-06
- 8 Alison Bales vs. UNC, 2-27-05
- 8 Alison Bales at Ball State, 12-20-04
- 7 Ten tied - most recent
- Elizabeth Williams vs. DePaul, 3-24-14

**Charges Taken**

- 4 Chelsea Gray vs. Alabama, 11-17-13
- 4 Rochelle Parent vs. Clemson, 12-9-00
- 3 Chelsea Gray at Syracuse, 1-9-14
- 3 Chelsea Gray at Boston College, 1-6-13
- 3 Rochelle Parent, many times

**Points off the Bench**

- 29 Tricia Liston vs. Wake Forest, 2-17-13
- 28 Nicole Erickson vs. Clemson, 1-14-99
- 28 Jenni Kraft vs. Cleveland State, 12-2-88
- 27 Tyish Hall at Clemson, 1-23-94
- 27 Nicole Johnson vs. Wake Forest, 2-26-92
- 26 Zeki Blanding vs. UNC Asheville, 12-11-91
- 26 Chris Moreland at Hofstra, 12-27-86
- 25 Karima Christmas vs. Maryland, 2-21-10
- 25 Jennifer Scanlon vs. FSU, 1-3-93
- 25 Dana McDonald at N.C. State, 1-9-91
- 25 Jenni Kraft at Wake Forest, 2-27-89
- 25 Sue Harnett at Georgia Tech, 2-7-87
- 25 Stacy Hurd vs. Clemson, 3-4-83

\* Duke and ACC Records

**Points**

1.	813	Alana Beard, 2002-03
2.	694	Alana Beard, 2001-02
3.	691	Chris Moreland, 1985-86
4.	671	Alana Beard, 2003-04
5.	630	Monique Currie, 2004-05
6.	610	Michele Van Gorp, 1998-99
7.	603	Tricia Liston, 2013-14
8.	586	Chris Moreland, 1986-87
9.	577	Jasmine Thomas, 2009-10
9.	573	Monique Currie, 2005-06
10.	546	Elizabeth Williams, 2012-13

**Scoring Average**

1.	23.0	Chris Moreland, 1985-86
2.	22.0	Alana Beard, 2002-03
3.	20.9	Chris Moreland, 1986-87
4.	19.8	Alana Beard, 2001-02
5.	19.7	Alana Beard, 2003-04
6.	19.5	Sue Harnett, 1988-89
7.	18.9	Katie Meier, 1989-90
8.	18.4	Chris Moreland, 1987-88
9.	17.6	Chris Moreland, 1984-85
10.	17.5	Kira Orr, 1996-97
	17.5	Monique Currie, 2004-05

**Field Goals Made**

1.	294	Alana Beard, 2002-03
2.	275	Alana Beard, 2001-02
3.	258	Michele Van Gorp, 1998-99
4.	254	Chris Moreland, 1985-86
5.	242	Alana Beard, 2003-04
6.	219	Chris Moreland, 1986-87
7.	218	Monique Currie, 2004-05
8.	216	Tyish Hall, 1995-96
9.	215	Elizabeth Williams, 2012-13
10.	212	Iciss Tillis, 2002-03

**Field Goals Attempted**

1.	558	Alana Beard, 2002-03
2.	513	Jasmine Thomas, 2010-11
3.	489	Monique Currie, 2004-05
4.	488	Alana Beard, 2003-04
5.	481	Alana Beard, 2001-02
6.	476	Iciss Tillis, 2002-03
7.	438	Chris Moreland, 1985-86
8.	436	Iciss Tillis, 2001-02
9.	425	Monique Currie, 2005-06
10.	423	Elizabeth Williams, 2012-13

**Field Goal Percentage**

1.	.655	Tyish Hall, 1995-96
2.	.650	Rochelle Parent, 1998-99
3.	.620	Michele Van Gorp, 1998-99
4.	.618	Mistie Bass, 2005-06
5.	.617	Tyish Hall, 1996-97
6.	.611	Mistie Bass, 2003-04
7.	.609	Ali Day, 1993-94
8.	.603	Oderah Chidom, 2013-14
9.	.600	Rochelle Parent, 1997-98
10.	.589	Chris Moreland, 1987-88

**Three-Point Field Goals Made**

1.	87	Tricia Liston, 2013-14
2.	80	Tricia Liston, 2012-13
3.	68	Abby Waner, 2006-07
	68	Jessica Foley, 2004-05
5.	65	Jasmine Thomas, 2010-11
	65	Georgia Schweitzer, 2000-01
7.	63	Jasmine Thomas, 2009-10
8.	62	Nicole Erickson, 1998-99
9.	60	Georgia Schweitzer, 1999-00
60		Nicole Erickson, 1997-98

**Three-Point Field Goal Attempted**

1.	191	Jessica Foley, 2004-05
2.	188	Abby Waner, 2007-08
	188	Abby Waner, 2006-07
4.	184	Abby Waner, 2008-09
5.	181	Tricia Liston, 2013-14
6.	177	Jasmine Thomas, 2009-10
7.	172	Tricia Liston, 2012-13
8.	166	Jasmine Thomas, 2010-11
9.	161	Kira Orr, 1996-97
10.	156	Nicole Erickson, 1997-98

**Three-Point Field Goal Percentage**

1.	.539	Jenni Kraft, 1988-89
2.	.481	Tricia Liston, 2013-14
3.	.474	Vicki Krapohl, 2001-02
4.	.474	Haley Peters, 2012-13
5.	.473	Naz Medhanie, 1996-97
6.	.465	Tricia Liston, 2012-13
	.465	Krista Gingrich, 2001-02
8.	.460	Tricia Liston, 2011-12
9.	.459	Karima Christmas, 2008-09
10.	.452	Laura Kurz, 2004-05

**Free Throws Made**

1.	201	Alana Beard, 2002-03
2.	183	Chris Moreland, 1985-86
3.	168	Monique Currie, 2004-05
4.	167	Katie Meier, 1989-90
5.	151	Alana Beard, 2003-04
6.	148	Chris Moreland, 1986-87
7.	138	Monique Currie, 2001-02
8.	132	Chris Moreland, 1987-88
9.	127	Monique Currie, 2005-06
10.	119	Alana Beard, 2001-02

**Free Throws Attempted**

1.	267	Chris Moreland, 1985-86
2.	259	Alana Beard, 2002-03
3.	229	Katie Meier, 1989-90
4.	222	Chris Moreland, 1986-87
5.	219	Chris Moreland, 1987-88
6.	215	Monique Currie, 2004-05
7.	194	Alana Beard, 2003-04
8.	179	Monique Currie, 2001-02
9.	167	Elizabeth Williams, 2012-13
10.	163	Sue Harnett, 1990-91
	163	Karima Christmas, 2010-11

**Free Throw Percentage**

1.	.931	Tricia Liston, 2012-13
2.	.900	Jenni Kraft, 1988-89
3.	.885	Nicole Erickson, 1998-99
4.	.876	Nicole Erickson, 1997-98
5.	.871	Jo Harlow, 1982-83
6.	.867	Tricia Liston, 2011-12
7.	.865	Iciss Tillis, 2003-04
8.	.857	Claire Rose, 1982-83
9.	.852	Tricia Liston, 2013-14
10.	.851	Chelsea Gray, 2012-13

**Rebounds**

1.	354	Chris Moreland, 1985-86
2.	343	Chris Moreland, 1987-88
3.	300	Krystal Thomas, 2010-11
4.	294	Chris Moreland, 1986-87
5.	278	Chante Black, 2008-09
6.	273	Haley Peters, 2012-13
	273	Iciss Tillis, 2002-03
8.	271	Iciss Tillis, 2001-02
9.	270	Tracey Christopher, 1988-89
10.	267	Elizabeth Williams, 2013-14

**Rebounding Average**

1.	12.3	Chris Moreland, 1987-88
2.	11.8	Chris Moreland, 1985-86
3.	10.7	Barb Krause, 1978-79
4.	10.5	Chris Moreland, 1986-87
5.	9.7	Barb Krause, 1980-81
6.	9.6	Tracey Christopher, 1988-89
7.	9.5	Chris Moreland, 1984-85
8.	9.3	Barb Krause, 1979-80
9.	8.9	Katie Meier, 1989-90
10.	8.8	Sue Harnett, 1990-91

**Offensive Rebounds**

1.	154	Chris Moreland, 1985-86
2.	143	Chris Moreland, 1987-88
3.	138	Chris Moreland, 1984-85
4.	130	Elizabeth Williams, 2012-13
5.	122	Barb Krause, 1980-81
6.	121	Elizabeth Williams, 2013-14
7.	120	Krystal Thomas, 2010-11
	120	Jennifer Chesnut, 1981-82
9.	118	Elizabeth Williams, 2011-12
118		Sue Harnett, 1987-88

**Defensive Rebounds**

1.	213	Alison Bales, 2006-07
2.	205	Iciss Tillis, 2001-02
3.	200	Barb Krause, 1979-80
	200	Barb Krause, 1978-79
	200	Chris Moreland, 1987-88
	200	Jennifer Chesnut, 1983-84
	200	Chris Moreland, 1985-86
8.	194	Chris Moreland, 1986-87
9.	185	Iciss Tillis, 2002-03
10.	184	Haley Peters, 2012-13

**Assists**

1.	201	Chelsea Gray, 2011-12
2.	170	Kira Orr, 1995-96
3.	168	Lindsey Harding, 2003-04
4.	156	Lindsey Harding, 2005-06
5.	154	Alana Beard, 2001-02
	154	Wanisha Smith, 2004-05
7.	153	Hilary Howard, 1998-99
8.	149	Hilary Howard, 1996-97
9.	148	Alexis Jones, 2013-14
10.	146	Jasmine Thomas, 2009-10

**Steals**

1.	114	Alana Beard, 2001-02
2.	106	Alana Beard, 2000-01
3.	104	Alana Beard, 2002-03
4.	93	Chelsea Gray, 2011-12
5.	89	Chelsea Gray, 2012-13
6.	85	Jasmine Thomas, 2010-11
	85	Abby Waner, 2006-07
8.	83	Abby Waner, 2008-09
	83	Keturah Jackson, 2009-10
10.	80	Abby Waner, 2007-08
	80	Alana Beard, 2003-04
	80	Iciss Tillis, 2002-03

**Blocked Shots**

1.	151	Alison Bales, 2006-07*
2.	134	Alison Bales, 2004-05
3.	120	Alison Bales, 2005-06
4.	116	Elizabeth Williams, 2011-12
5.	108	Elizabeth Williams, 2013-14
6.	107	Elizabeth Williams, 2012-13
7.	81	Chante Black, 2007-08
8.	69	Chante Black, 2008-09
9.	68	Sarah Sullivan, 1982-83
10.	65	Chante Black, 2005-06



**Double Doubles**

1.	24	Chris Moreland, 1985-86
2.	23	Chris Moreland, 1987-88
3.	16	Chris Moreland, 1986-87
4.	13	Barb Krause, 1979-80
5.	12	Katie Meier, 1989-90
6.	11	iciss Tillis, 2002-03
	11	Sue Harnett, 1990-91
8.	10	Haley Peters, 2012-13
	10	Chante Black, 2008-09
	10	Carey Kauffman, 1994-95
	10	Tracey Christopher, 1988-89

**Games with 20 or More Points**

1.	23	Alana Beard, 2002-03
	23	Chris Moreland, 1985-86
3.	19	Alana Beard, 2003-04
	19	Chris Moreland, 1986-87
5.	18	Alana Beard, 2001-02
6.	16	Tricia Liston, 2013-14
7.	14	Katie Meier, 1989-90
	14	Sue Harnett, 1988-89
9.	13	Monique Currie, 2004-05
	13	Michele Van Gorp, 1998-99

**Double-Figure Assists**

1.	4	Chelsea Gray, 2011-12
2.	3	Chelsea Gray, 2012-13
3.	2	Chelsea Gray, 2013-14
	2	Alexis Jones, 2013-14
	2	Hilary Howard, 1998-99
	2	Hilary Howard, 1996-97
	2	Leigh Morgan, 1988-89
	2	Katie Meier, 1986-87
	2	Patti Thomasson, 1979-80
10.	1	Eighteen tied - most recent Alexis Jones, 2012-13

**Double-Figure Rebound Games**

1.	23	Chris Moreland, 1987-88
2.	22	Chris Moreland, 1985-86
3.	16	Chris Moreland, 1986-87
4.	14	Traci Christopher, 1988-89
5.	13	Haley Peters, 2012-13
	13	Barb Krause, 1979-80
7.	11	iciss Tillis, 2002-03
	11	Chante Black, 2004-05
	11	Krystal Thomas, 2010-11
10.	10	Elizabeth Williams, 2013-14
	10	Chante Black, 2004-05

**Assist/Turnover Ratio**

1.	2.67 (A-80/T-30)	Vicki Krapohl (2003-04)
2.	2.22 (122/55)	Chelsea Gray (2013-14)
3.	2.21 (168/76)	Lindsey Harding (2003-04)
4.	2.18 (140/64)	Hilary Howard (1997-98)
5.	2.14 (94/44)	Vicki Krapohl (2001-02)
6.	2.12 (91/43)	Hilary Howard (1995-96)
7.	2.10 (124/59)	Lindsey Harding (2002-03)
8.	2.06 (136/66)	Chelsea Gray (2012-13)
9.	1.94 (122/73)	Jessica Foley (2004-05)
10.	1.90 (127/67)	Connie Goins (1985-86)

**Minutes**

1.	1172	Jasmine Thomas, 2010-11
2.	1168	Jasmine Thomas, 2009-10
3.	1164	Alana Beard, 2001-02
4.	1163	Wanisha Smith, 2004-05
5.	1161	Alana Beard, 2002-03
6.	1151	Kira Orr, 1995-96
7.	1128	iciss Tillis, 2002-03
8.	1127	Monique Currie, 2004-05
9.	1100	Georgia Schweitzer, 2000-01
10.	1098	Tricia Liston, 2013-14

**Minutes Per Game**

1.	36.0	Katie Meier, 1989-90
2.	35.5	Leigh Morgan, 1989-90
3.	34.9	Kira Orr, 1995-96
4.	34.6	Jo Harlow, 1983-84
5.	34.3	Hilary Howard, 1996-97
6.	33.9	Kira Orr, 1996-97
7.	33.7	Katie Meier, 1986-87
	33.7	Chris Moreland, 1896-87
9.	33.5	Barb Krause, 1980-81
10.	33.4	Leslie Earnhardt, 1978-79

**Charges Taken**

1.	51	Rochelle Parent, 2000-01
2.	20	Rochelle Parent, 1999-00
3.	19	Alana Beard, 2003-04
4.	18	Chelsea Gray, 2013-14
	18	Chelsea Gray, 2012-13
	18	Alana Beard, 2002-03
7.	16	Mistie Bass, 2002-03

**Highest Career Winning Percentage**

Perc.	GP	W	L	Player
1.	.914	140	128	12 Lindsey Harding (2003-07)
2.	.907	129	117	12 Alison Bales (2003-07)
3.	.906	127	115	12 Vicki Krapohl (2000-04)
4.	.905	137	124	13 iciss Tillis (2000-04)
5.	.901	111	100	11 Wynter Whitley (2001-05)
6.	.897	136	122	14 Alana Beard (2000-04)
7.	.894	142	127	15 Mistie Bass (2002-06)
8.	.890	109	97	12 Chelsea Gray (2011-14)
9.	.889	136	121	15 Michele Matyasovsky (1999-2003)
10.	.888	135	120	15 Jessica Foley (2002-06)
11.	.886	140	124	16 Sheana Mosch (1999-2003)
12.	.882	136	120	20 Haley Peters (2010-14)
13.	.879	140	123	17 Monique Currie (2001-02, 2003-06)
14.	.864	140	121	19 Allison Vernerey (2009-2013)
15.	.861	122	105	17 Shay Selby (2008-12)
16.	.859	135	116	19 Wanisha Smith (2004-08)
17.	.858	120	103	17 Kathleen Scheer (2008-2012)
18.	.853	136	116	20 Tricia Liston (2011-14)
	.853	136	116	20 Haley Peters (2011-14)
20.	.852	128	109	19 Carrem Gay (2005-09)
	.852	115	98	17 Richa Jackson (2011-14)
22.	.846	104	88	16 Elizabeth Williams (2012-present)
23.	.833	120	100	20 Krista Gringrich (1998-2002)
24.	.832	131	109	22 Bridgette Mitchell (2006-10)
	.832	131	109	22 Abby Waner (2005-09)
26.	.826	121	100	21 Rochelle Parent (1997-2001)
27.	.825	126	104	22 Keturah Jackson (2006-10)
28.	.824	137	113	24 Joy Cheek (2006-10)
29.	.823	136	112	24 Chante Black (2004-06, 2007-09)
30.	.821	134	110	24 Karmia Christmas (2007-11)
31.	.816	136	111	25 Georgia Schweitzer (1997-2001)
32.	.815	135	110	25 Krystal Thomas (2007-11)
33.	.810	137	111	26 Jasmine Thomas (2007-11)
34.	.778	108	110	24 Nazrawit Medhanie (1995-99)
35.	.761	117	111	28 Peppi Browne (1996-2000)
36.	.754	126	95	31 Lauren Rice (1996-2000)
37.	.748	127	95	32 Payton Black (1995-99)
38.	.744	121	90	31 Hilary Howard (1995-99)
39.	.697	109	76	33 Tyish Hall (1993-97)
40.	.681	119	81	38 Kira Orr (1993-97)
41.	.661	109	72	37 Paula Anderson (1984-88)
42.	.658	111	73	38 Chris Moreland (1984-88)
43.	.655	113	74	39 Sarah Sullivan (1982-87)
44.	.654	101	66	35 Connie Goins (1982-86)
45.	.644	118	76	42 Jennifer Scanlon (1992-96)
46.	.643	115	74	41 Ali Day (1992-96)
47.	.642	109	70	39 Katie Meier (1985-88, 1989-90)
48.	.634	101	64	37 Carolyn Sonzagni (1983-87)
49.	.604	106	64	42 Tracy Christopher (1985-89)
50.	.597	114	68	46 Ellen Langhi (1985-89)
51.	.581	117	68	49 Sue Harnett (1986-91)
52.	.566	106	60	46 Candy Mikels (1981-85)
53.	.559	111	62	49 Carey Kauffman (1991-95)
54.	.557	106	59	47 Leigh Morgan (1986-90)
55.	.554	112	62	50 Monika Kost (1987-88, 1989-92)
56.	.548	104	57	47 Maura Hertzog (1981-85)
57.	.540	100	54	46 Zeki Blanding (1991-95)
58.	.520	100	52	48 Missy Anderson (1990-94)
59.	.510	104	53	51 Stacy Hurd (1980-84)
	.510	104	53	51 Jo Harlow (1980-84)
61.	.505	105	53	52 Claire Rose (1979-83)
62.	.500	100	50	50 Jennifer Chestnut (1980-84)
	.500	102	51	51 Margo Walsh (1979-83)
64.	.495	101	50	51 Nicole Johnson (1990-94)
65.	.490	100	49	51 Traci Williams (1987-91)

**Points**

1.	2687	Alana Beard, 2001-04
2.	2232	Chris Moreland, 1985-88
3.	2122	Monique Currie, 2002-06
4.	1785	Sue Harnett, 1987-91
5.	1761	Katie Meier, 1986-90
6.	1712	Iciss Tillis, 2001-04
7.	1704	Jasmine Thomas, 2008-11
8.	1664	Tricia Liston, 2011-14
9.	1620	Georgia Schweitzer, 1998-01
10.	1491	Elizabeth Williams, 2012-present
11.	1438	Chante Black, 2005-09
12.	1409	Mistie Bass, 2003-06
13.	1408	Abby Waner, 2006-09
14.	1388	Kira Orr, 1994-97
15.	1377	Jennifer Scanlon, 1993-96
16.	1367	Haley Peters, 2011-14
17.	1312	Payton Black, 1996-99
18.	1298	Lindsey Harding, 2003-07
19.	1286	Tyish Hall, 1994-97
20.	1283	Sheana Mosch, 2000-03
21.	1256	Wanisha Smith, 2005-08
22.	1241	Stacy Hurd, 1981-84
23.	1235	Ali Day, 1993-96
24.	1228	Carey Kauffman, 1992-95
25.	1210	Chelsea Gray, 2011-14
26.	1148	Joy Cheek, 2006-09
27.	1140	Connie Goins, 1983-86
28.	1132	Peppi Browne, 1997-00
29.	1075	Alison Bales, 2004-07
30.	1052	Karima Christmas, 2007-11
31.	1023	Jennifer Chestnut, 1981-84

**Scoring Average (2-year minimum)**

1.	20.1	Chris Moreland, 1985-88
2.	19.8	Alana Beard, 2001-04
3.	16.2	Katie Meier, 1986-90
4.	15.3	Sue Harnett, 1987-91
5.	15.2	Monique Currie, 2002-06
6.	14.3	Elizabeth Williams, 2012-present
7.	13.9	Michele Van Gorp, 1998-99
8.	13.5	Barb Krause, 1979-81
9.	13.1	Tara McCarthy, 1978-80
10.	12.5	Iciss Tillis, 2001-04

**Field Goals Made**

1.	1005	Alana Beard, 2001-04
2.	828	Chris Moreland, 1985-88
3.	749	Monique Currie, 2002-06
4.	727	Sue Harnett, 1987-91
5.	673	Iciss Tillis, 2001-04
6.	653	Katie Meier, 1986-90
7.	629	Jasmine Thomas, 2008-11
8.	603	Elizabeth Williams, 2012-present
9.	579	Georgia Schweitzer, 1998-01
10.	579	Haley Peters, 2011-14

**Field Goals Attempted**

1.	1906	Alana Beard, 2001-04
2.	1674	Jasmine Thomas, 2008-11
3.	1592	Monique Currie, 2002-06
4.	1537	Iciss Tillis, 2001-04
5.	1448	Chris Moreland, 1985-88
6.	1385	Sue Harnett, 1987-91
7.	1374	Katie Meier, 1986-90
8.	1283	Abby Waner, 2006-09
9.	1248	Georgia Schweitzer, 1998-01
10.	1235	Kira Orr, 1994-97

**Field Goal Percentage****(2-year minimum)**

1.	.630	Tyish Hall, 1994-97
2.	.599	Michele Van Gorp, 1998-99
3.	.580	Rochelle Parent, 1997-01
4.	.572	Chris Moreland, 1985-88
5.	.567	Mistie Bass, 2003-06
6.	.545	Payton Black, 1996-99
7.	.543	Carrem Gay, 2006-09
8.	.537	Ali Day, 1993-96
	.537	Barb Krause, 1979-81
10.	.529	Chante Black, 2005-09

**Three-Point Field Goals Made**

1.	252	Tricia Liston, 2011-14
2.	222	Abby Waner, 2006-09
3.	202	Georgia Schweitzer, 1998-01
4.	180	Jasmine Thomas, 2008-11
5.	175	Jessica Foley, 2003-06
6.	171	Vicki Krapohl, 2001-04
7.	159	Jennifer Scanlon, 1993-96
8.	133	Kira Orr, 1994-97
9.	132	Hilary Howard, 1996-99
10.	128	Iciss Tillis, 2001-04

**Three-Point Field Goals Attempted**

1.	691	Abby Waner, 2006-09
2.	549	Tricia Liston, 2011-14
3.	538	Jasmine Thomas, 2008-11
4.	504	Georgia Schweitzer, 1998-01
5.	490	Jessica Foley, 2003-06
6.	420	Jennifer Scanlon, 1993-96
7.	416	Kira Orr, 1994-97
8.	403	Vicki Krapohl, 2001-04
9.	367	Iciss Tillis, 2001-04
10.	354	Hilary Howard, 1996-99

**Three-Point Field Goal Percentage****(2-year minimum/100 attempts)**

1.	.459	Tricia Liston, 2011-14
2.	.448	Laura Kurz, 2005-06
3.	.429	Ali Day, 1993-96
4.	.424	Vicki Krapohl, 2001-04
5.	.401	Georgia Schweitzer, 1998-01
6.	.395	Kristina Meiman, 1991-94
	.395	Nicole Erickson, 1998-99
8.	.394	Haley Peters, 2011-14
9.	.393	Leigh Morgan, 1987-90
	.385	Chelsea Gray, 2011-14

**Free Throws Made**

1.	582	Alana Beard, 2001-04*
2.	576	Chris Moreland, 1985-88
3.	538	Monique Currie, 2002-06
4.	447	Katie Meier, 1986-90
5.	346	Sheana Mosch, 2000-03
6.	331	Sue Harnett, 1987-91
7.	308	Chante Black, 2005-09
8.	300	Monika Kost, 1988-91
9.	295	Mistie Bass, 2003-06
	295	Lindsey Harding, 2003-07

**Free Throws Attempted**

1.	868	Chris Moreland, 1985-88
2.	752	Alana Beard, 2001-04
3.	688	Monique Currie, 2002-06
4.	624	Katie Meier, 1986-90
5.	484	Sue Harnett, 1987-91
6.	474	Monika Kost, 1988-91
7.	459	Mistie Bass, 2003-06
8.	454	Elizabeth Williams, 2012-present
9.	451	Chante Black, 2005-09
10.	443	Payton Black, 1996-99

**Free Throw Percentage****(2-year minimum/100 attempts)**

1.	.880	Nicole Erickson, 1998-99
2.	.856	Tricia Liston, 2011-14
3.	.821	Jessica Foley, 2003-06
4.	.814	Chelsea Gray, 2011-14
5.	.798	Ali Day, 1993-96
6.	.794	Kristina Meiman, 1992-96
7.	.794	Sheana Mosch, 2000-03
8.	.792	Alexis Jones, 2013-14
8.	.782	Monique Currie, 2002-06
9.	.775	Iciss Tillis, 2001-04
10.	.774	Alana Beard, 2001-04

**Rebounds**

1.	1229	Chris Moreland, 1985-88
2.	995	Chante Black, 2005-09
3.	946	Iciss Tillis, 2001-04
4.	899	Sue Harnett, 1987-91
5.	874	Monique Currie, 2002-06
6.	826	Haley Peters, 2011-14
7.	804	Alison Bales, 2004-07
8.	800	Mistie Bass, 2003-06
9.	790	Elizabeth Williams, 2012-present
10.	789	Alana Beard, 2001-04

**Rebounding Average****(2-year minimum)**

1.	11.1	Chris Moreland, 1985-88
2.	9.9	Barb Krause, 1979-81
3.	7.7	Sue Harnett, 1987-91
4.	7.6	Elizabeth Williams, 2012-present
5.	7.4	Jennifer Chestnut, 1981-84
6.	7.3	Chante Black, 2005-09
7.	6.9	Iciss Tillis, 2001-04
8.	6.6	Lisa Warren, 1977-80
9.	6.5	Carey Kauffman, 1991-94
10.	6.2	Monique Currie, 2002-06
	6.2	Alison Bales, 2006-07

**Offensive Rebounds**

1.	535	Chris Moreland, 1985-88
2.	386	Chante Black, 2005-09
3.	385	Sue Harnett, 1987-91
4.	369	Elizabeth Williams, 2012-present
5.	352	Mistie Bass, 2003-06
6.	315	Karima Christmas, 2008-11
7.	308	Monique Currie, 2002-06
8.	300	Krystal Thomas, 2007-11
9.	298	Carey Kauffman, 1992-95
10.	286	Tyish Hall, 1994-97

**Defensive Rebounds**

1.	694	Chris Moreland, 1985-88
2.	673	Iciss Tillis, 2001-04
3.	609	Chante Black, 2005-09
4.	598	Alison Bales, 2004-07
5.	566	Monique Currie, 2002-06
6.	556	Haley Peters, 2011-14
7.	527	Alana Beard, 2001-04
8.	522	Barb Krause, 1979-81
9.	514	Sue Harnett, 1987-91
10.	476	Krystal Thomas, 2008-11

**Assists**

1. 579 Lindsey Harding, 2003-07
2. 545 Chelsea Gray, 2011-14
3. 533 Hilary Howard, 1996-99
4. 509 Alana Beard, 2001-04
5. 496 Wanisha Smith, 2005-08
6. 449 Jasmine Thomas, 2008-11
7. 445 Kira Orr, 1994-97
8. 432 Abby Waner, 2006-09
9. 428 Georgia Schweitzer, 1998-01
10. 413 Monique Currie, 2002-06

**Steals**

1. 404 Alana Beard, 2001-04
2. 313 Abby Waner, 2006-09
3. 298 Chelsea Gray, 2011-14
4. 287 Jasmine Thomas, 2008-11
5. 270 Iciss Tillis, 2001-04
6. 261 Lindsey Harding, 2003-07
7. 232 Katie Meier, 1986-90
8. 228 Monique Currie, 2002-06
9. 223 Maura Hertzog, 1982-85
10. 217 Peppi Browne, 1996-00

**Blocked Shots**

1. 434 Alison Bales, 2004-07\*
2. 261 Chante Black, 2005-09
3. 331 Elizabeth Williams, 2012-present
4. 212 Sarah Sullivan, 1983-87
5. 196 Krystal Thomas, 2008-11
6. 151 Iciss Tillis, 2001-04
7. 149 Alana Beard, 2001-04
8. 131 Mistie Bass, 2003-06
9. 130 Sue Harnett, 1987-91
10. 109 Allison Vernerey, 2010-13

**Double Figure Scoring Games**

1. 127 Alana Beard, 2001-04
2. 118 Monique Currie, 2002-06
3. 106 Chris Moreland, 1985-88
4. 102 Sue Harnett, 1987-91
5. 92 Katie Meier, 1986-90
6. 88 Iciss Tillis, 2001-04
7. 85 Elizabeth Williams, 2012-present
8. 81 Chante Black, 2005-09
9. 80 Georgia Schweitzer, 1998-01
10. 79 Tricia Liston, 2011-14

**Games with 20 or More Points**

1. 69 Alana Beard, 2001-04
2. 61 Chris Moreland, 1985-88
3. 32 Katie Meier, 1986-90
4. 29 Monique Currie, 2002-06
- 29 Sue Harnett, 1987-91
- 29 Tricia Liston, 2010-14
7. 18 Iciss Tillis, 2001-04
8. 17 Jasmine Thomas, 2008-11
9. 16 Georgia Schweitzer, 1998-01
- 16 Kira Orr, 1994-97
- 16 Ali Day, 1993-96
- 16 Tyish Hall, 1994-97

**Overall Wins**

1. 128 Lindsey Harding, 2003-07
2. 127 Mistie Bass, 2003-06
3. 124 Iciss Tillis, 2001-04
- 124 Sheana Mosch, 2000-03
5. 123 Alana Beard, 2001-04
- 123 Monique Currie, 2002-06
7. 122 Alison Bales, 2004-07
8. 121 Michele Matyasovsky, 2000-03
- 121 Allison Vernerey, 2010-13
10. 120 Jessica Foley, 2003-06

**ACC Wins (Regular Season)**

1. 59 Iciss Tillis, 2001-04
2. 57 Sheana Mosch, 2000-2003
- 57 Lindsey Harding, 2003-07
4. 56 Alana Beard, 2001-04
5. 55 Monique Currie, 2002-06
- 55 Mistie Bass, 2003-06
- 55 Michele Matyasovsky, 2000-03
- 55 Vicki Krapohl, 2001-04
9. 53 Alison Bales, 2004-07
10. 51 Georgia Schweitzer, 1998-01
- 51 Jessica Foley, 2003-06

**Charges Taken^**

1. 71 Rochelle Parent, 1998-01
  2. 53 Chelsea Gray, 2011-14
  3. 50 Alana Beard, 2001-04
  4. 48 Mistie Bass, 2003-06
  5. 31 Wynter Whitley, 2002-05
  - 31 Lindsey Harding, 2003-07
  - 31 Carrem Gay, 2006-09
  8. 26 Shay Selby, 2009-12
- <sup>^</sup> Charges were not kept prior to 1999-00.

**Double Doubles**

1. 72 Chris Moreland, 1984-88
2. 31 Sue Harnett, 1986-91
3. 28 Barb Krause, 1978-81
4. 27 Chante Black, 2004-09
5. 26 Iciss Tillis, 2000-04
- 22 Monique Currie, 2001-06
- 22 Alana Beard, 2000-04
8. 20 Carey Kauffman, 1992-95
- 20 Katie Meier, 1985-90
10. 19 Elizabeth Williams, 2012-present
- 19 Jennifer Chesnut, 1980-84

**Assist/Turnover Ratio**

1. 2.13 (290/141) Vicki Krapohl, 2000-04
2. 1.96 (579/296) Lindsey Harding, 2003-07
3. 1.84 (533/289) Hilary Howard, 1995-99
4. 1.83 (545/298) Chelsea Gray, 2010-14
5. 1.61 (310/193) Jessica Foley, 2002-06
6. 1.51 (509/337) Alana Beard, 2000-04
7. 1.46 (212/145) Nicole Erickson, 1997-99
8. 1.38 (428/310) Georgia Schweitzer, 1997-01
9. 1.32 (496/375) Wanisha Smith, 2004-08
10. 1.26 (340/270) Leigh Morgan, 1986-90

**Consecutive Games with a Blocked Shot**

1. 91 Elizabeth Williams, 2011-14
2. 46 Alison Bales, 2004-06
3. 45 Alison Bales, 2006-07
4. 13 Sarah Sullivan, 1985-86
5. 10 Kathleen Scheer, 2010
6. 10 Chante Black, 2004-05
7. 10 Chante Black, 2005-06
8. 9 Sarah Sullivan, 1986-87
9. 7 Iciss Tillis, 2000-01
10. 6 Iciss Tillis, 2000-01
- 6 Sarah Sullivan, 1985-86

**Consecutive Games with a 3-Pointer**

1. 25 Georgia Schweitzer, 2000-01
2. 18 Tricia Liston, 2011-12
- 18 Vicki Krapohl, 2002-03
4. 17 Jennifer Scanlon, 1994-96
5. 14 Jennifer Scanlon, 1995-96
- 14 Emily Waner, 2006-07
7. 13 Alexis Jones, 2014
- 13 Hilary Howard, 1998-99
9. 11 Jasmine Thomas, 2010-11

**Players Who Never Missed a Game in a Duke Uniform**

- Lisa Warren .....69 games (1977-78 – 1979-80)
- Liz Bulger.....42 games (1977-78 – 1978-79)
- Barb Krause.....74 games (1978-79 – 1980-81)
- Patti Thomasson.....52 games (1979-80 – 1980-81)
- Jennifer Scanlon.....118 games (1992-93 – 1995-96)
- Michele Van Gorp.....68 games (1997-98 – 1998-99)
- Georgia Schweitzer...136 games (1997-98 – 2000-01)
- Sheana Mosch.....140 games (1999-00 – 2002-03)
- Monique Currie.....140 games (2001-02 – 2005-06)
- \* Redshirted 2002-03 season
- Mistie Bass .....142 games (2002-03 – 2005-06)
- Lindsey Harding.....140 games (2002-03 – 2006-07)
- \* Redshirted 2004-05 season
- Elizabeth Williams 104 games (2011-12 - present)

**Fastest Players to 1,000 Points**

1. 50 Chris Moreland
2. 56 Alana Beard
3. 62 Katie Meier
4. 69 Elizabeth Williams
5. 73 Sue Harnett
6. 74 Monique Currie
7. 76 Stacy Hurd
8. 84 Iciss Tillis
9. 86 Jenn Scanlon
10. 89 Abby Waner
11. 92 Connie Goins
- 92 Jasmine Thomas
13. 94 Carey Kauffman
14. 95 Ali Day
- 95 Georgia Schweitzer



**Single Game Records****Points**

1. 33 Alana Beard at Maryland, 1-14-01
2. 31 Chris Moreland at UNC Wilmington, 2-23-85  
Stacy Hurd vs. Wake Forest, 12-8-80
4. 30 Monique Currie vs. UNC, 3-4-02  
30 Chris Moreland vs. N.C. Central, 11-20-84
6. 29 Chris Moreland at Clemson, 3-1-85  
29 Alana Beard vs. Georgia Tech, 1-11-01
8. 28 Jenni Kraft vs. Cleveland St., 12-2-88
9. 27 Tyish Hall vs. Clemson, 1-23-94  
27 Alana Beard vs. SW Miss. St., 1-11-01  
27 Alana Beard vs. Iowa State, 12-30-01
12. 26 Zeki Blanding vs. UNC Asheville, 12-11-91
13. 25 Sheana Mosch vs. W.Kentucky, 3-20-00  
Jennifer Scanlon vs. Florida State, 1-3-93  
Katie Meier at Georgia Tech, 1-11-86  
Jenni Kraft at Wake Forest, 2-27-89  
Sue Harnett vs. Georgia Tech, 2-6-87  
Tara McCarthy vs. North Carolina, 2-24-78  
Tara McCarthy vs. Davidson, 2-20-78

**Rebounds**

1. 17 Elizabeth Williams vs. Purdue, 12-1-11
2. 16 Elizabeth Williams at Wake Forest, 1-6-12  
16 Chante Black vs. Clemson, 2-17-05
4. 15 Chris Moreland at N.C. State, 1-22-85  
15 Chris Moreland vs. Wake Forest, 1-19-85
6. 14 Oderah Chidom vs. Kansas, 11-30-13  
14 Joy Cheek vs. North Carolina, 2-25-07  
14 Chante Black vs. Davidson, 11-12-04  
14 Chris Moreland at UNC Wilmington, 2-23-85  
14 Chris Moreland vs. N.C. Central, 11-20-84  
14 Chris Moreland at UNC Wilmington, 2-23-85

**Assists**

1. 11 Patti Thomasson vs. App. State, 2-2-80
2. 10 Alexis Jones vs. Miami, 1-31-13  
10 Abby Waner at San Diego, 12-30-05  
10 Wanisha Smith vs. Miami, 2-24-05  
10 Krista Gingrich vs. Temple, 12-12-98  
10 Patti Thomasson vs. UConn, 1-11-80
7. 9 Alexis Jones at Maryland, 2-24-13  
9 Sheana Mosch vs. Elon, 12-2-99
9. 8 Wanisha Smith vs. Virginia Tech, 1-9-05  
8 Wanisha Smith at Tennessee, 12-2-04  
8 Maura Hertzog vs. Virginia, 1-27-82  
8 Alana Beard vs. Charlotte, 11-29-00  
8 Nazrawit Medhanie vs. VCU, 11-15-95  
8 Robin Baker at Richmond, 1-31-89  
8 Patti Thomasson vs. UNC Asheville, 12-8-79

**Blocks**

1. 12 Elizabeth Williams at Wake Forest, 1-6-12
2. 11 Sarah Sullivan vs. Richmond, 1-22-83
3. 8 Elizabeth Williams at Boston Col., 2-9-12  
8 Krystal Thomas at Charlotte, 11-27-10
5. 7 Elizabeth Williams vs. N.C. State, 3-2-12  
7 Elizabeth Williams vs. Notre Dame, 11-26-11
7. 6 Elizabeth Williams vs. UNC, 2-6-12  
6 Krystal Thomas vs. USF, 11-15-07
9. 5 Kendall Cooper, 12-22-13  
5 Elizabeth Williams at Clemson, 1-27-12  
5 Elizabeth Williams at Georgia Tech, 1-18-12  
5 Elizabeth Williams vs. N.C. State, 1-8-12  
5 Elizabeth Williams vs. Pittsburgh, 12-4-11  
5 Brittany Hunter vs. Texas, 11-16-03  
5 Brittany Hunter vs. Florida State, 1-5-04  
5 Alison Bales vs. Maryland, 1-22-04  
5 Alison Bales vs. Northwestern St., 3-21-04  
5 Sarah Sullivan at North Carolina, 2-17-83  
5 Sarah Sullivan vs. San Diego State, 1-14-83

**Steals**

1. 9 Katie Meier vs. Radford, 1-4-86  
9 Kim Matthews vs. Davidson, 2-12-79
3. 8 Kim Matthews vs. Guilford, 12-4-78
4. 7 Katie Meier vs. N.C. State, 1-21-86  
7 Alana Beard vs. UWM, 3-17-01  
7 Alana Beard vs. Maryland, 2-15-01  
7 Tara McCarthy vs. Appalachian State, 1-28-78
8. 6 Alexis Jones vs. Virginia Tech, 1-16-13  
6 Tricia Liston vs. Virginia Tech, 2-20-11  
6 Chloe Wells vs. Georgia Tech, 1-20-11  
6 Jasmine Thomas vs. Albany, 12-9-10  
6 Abby Waner at Penn State, 11-18-05  
6 Alana Beard at Penn State, 11-20-00  
6 Alana Beard vs. Oral Roberts, 12-19-00  
6 Alana Beard vs. Virginia, 2-22-01  
6 Maura Hertzog at Georgia Tech, 2-6-82  
6 Maura Hertzog vs. Wake Forest, 1-12-82

**Three-Pointers Made**

1. 5 Abby Waner vs. Colorado St., 12-22-05  
5 Krista Gingrich vs. Florida State, 12-2-98  
5 Jenni Kraft at Wake Forest, 2-27-89
4. 4 15 tied - most recent  
4 Tricia Liston at Virginia, 2-24-11  
4 Chelsea Gray at North Carolina, 2-7-11  
4 Kathleen Scheer vs. Siena, 12-20-08  
4 Abby Waner at. Holy Cross, 1-16-06  
4 Laura Kurz vs. Holy Cross, 1-4-05  
4 Wanisha Smith vs. Ga. Tech, 1-17-05  
4 Wanisha Smith vs. North Carolina, 2-27-05  
4 Wanisha Smith vs. Wake Forest, 3-5-05  
4 Laura Kurz vs. Wake Forest, 3-5-05

**Three-Pointers Attempted**

1. 11 Dana McDonald vs. N.C. State, 1-10-90
2. 8 Abby Waner vs. Colorado St., 12-22-05
3. 7 Jessica Foley vs. Georgia, 3-29-03  
7 Rometra Craig vs. William & Mary, 11-18-00  
7 Krista Gingrich vs. Florida State, 12-2-98  
7 Georgia Schweitzer at Illinois, 11-30-97  
7 Nazrawit Medhanie vs. Delaware, 12-2-95  
7 Jennifer Scanlon vs. Florida State, 1-3-93  
7 Dana McDonald vs. Clemson, 2-26-90  
7 Dana McDonald at Georgia Tech, 1-27-90  
7 Jenni Kraft at Wake Forest, 2-27-89  
7 Jenni Kraft vs. Old Dominion, 1-21-89

**Season Records****Points**

1. 509 Alana Beard, 2000-01~
2. 502 Monique Currie, 2001-02
3. 461 Elizabeth Williams, 2011-12~
3. 439 Chris Moreland, 1984-85
4. 438 Katie Meier, 1985-86
5. 394 Wanisha Smith, 2004-05
6. 381 Jenni Kraft, 1988-89
7. 350 Payton Black, 1995-96
8. 342 Alexis Jones, 2012-13
9. 331 Tara McCarthy, 1977-78
10. 325 Stacy Hurd, 1980-81

**Points Per Game Average**

1. 17.6 Chris Moreland, 1984-85~
2. 17.0 Alana Beard, 2000-01~
3. 16.6 Tara McCarthy, 1977-78~
4. 14.6 Katie Meier, 1985-86
5. 14.3 Monique Currie, 2001-02
6. 14.0 Elizabeth Williams, 2011-12~
7. 13.6 Jenni Kraft, 1988-89
8. 13.0 Stacy Hurd, 1980-81
9. 10.9 Wanisha Smith, 2004-05
- 10.9 Leslie Earnhardt, 1978-79

**Rebounds**

1. 260 Chante Black, 2004-05~
2. 259 Elizabeth Williams, 2011-12~
3. 238 Chris Moreland, 1984-85
4. 209 Monique Currie, 2001-02
5. 188 Iciss Tillis, 2000-01
6. 174 Stacy Hurd, 1980-81
7. 188 Iciss Tillis, 2000-01
8. 175 Allison Vernerey, 2009-10
9. 171 Wynter Whitley, 2001-02
10. 170 Payton Black, 1995-96

**Rebounds Per Game Average**

1. 9.5 Chris Moreland, 1984-85~
2. 7.8 Elizabeth Williams, 2011-12~
3. 7.6 Chante Black, 2004-05~
4. 6.9 Stacy Hurd, 1980-81
5. 6.0 Monique Currie, 2001-02
6. 5.8 Sue Harnett, 1986-87
7. 5.7 Leslie Earnhardt, 1978-89
8. 5.6 Sarah Sullivan, 1982-83
9. 5.6 Tara McCarthy, 1977-78
10. 5.5 Iciss Tillis, 2000-01

**Assists**

1. 154 Wanisha Smith, 2004-05~
2. 144 Alexis Jones, 2012-13
3. 124 Lindsey Harding, 2002-03~
4. 113 Alana Beard, 2000-01
5. 112 Abby Waner, 2005-06
6. 101 Robin Baker, 1988-89
7. 93 Patti Thomasson, 1879-80
8. 91 Hilary Howard, 1995-96
9. 90 Monique Currie, 2001-02
10. 86 Chelsea Gray, 2010-11

**Blocks**

1. 116 Elizabeth Williams, 2011-12~
2. 68 Sarah Sullivan, 1982-83
3. 46 Chante Black, 2004-05
4. 40 Iciss Tillis, 2000-01
5. 37 Sue Harnett, 1986-87
6. 35 Krystal Thomas, 2007-08
7. 33 Brittany Hunter, 2003-04
8. 30 Jasmine Thomas, 2007-08
9. 30 Alana Beard, 2000-01
10. 30 Kendall Cooper, 2013-14

**Steals**

1. 106 Alana Beard, 2000-01~
2. 68 Lindsey Harding, 2002-03
3. 66 Chelsea Gray, 2010-11
4. 65 Abby Waner, 2005-06
5. 63 Alexis Jones, 2012-13
6. 61 Wanisha Smith, 2004-05
7. 58 Katie Meier, 1985-86~
8. 54 Iciss Tillis, 2000-01
9. 53 Chloe Wells, 2010-11
10. 52 Jasmine Thomas, 2007-08

**Free Throws Made**

1. 138 Monique Currie, 2001-02~
2. 113 Chris Moreland, 1984-85~
3. 111 Alana Beard, 2000-01~
4. 102 Katie Meier, 1985-86
5. 90 Jenni Kraft, 1988-89
6. 88 Elizabeth Williams, 2011-12~
7. 86 Payton Black, 1995-96
8. 85 Wanisha Smith, 2004-05
9. 84 Wynter Whitley, 2001-02
10. 82 Sheana Mosch, 1999-00

~ Denotes led team as a freshman.



**Free Throws Attempted**

- 179 Monique Currie, 2001-02~
- 160 Chris Moreland, 1984-85~
- 145 Elizabeth Williams, 2011-12~
- 141 Alana Beard, 2000-01~
- 138 Katie Meier, 1985-86
- 133 Payton Black, 1995-96~
- 118 Wanisha Smith, 2004-05
- 118 Wynter Whitley, 2001-02
- 101 Sheana Mosch, 1999-00
- 87 Allison Vernerey, 2009-10

**Free Throw Percentage**

- .900 Jenni Kraft, 1988-89~
- .812 Sheana Mosch, 1999-00~
- .805 Chelsea Gray, 2010-11~
- .795 Alexis Jones, 2012-13
- .787 Alana Beard, 2000-01
- .786 Bridgette Mitchell, 2006-07
- .771 Monique Currie, 2001-02
- .765 Lindsey Harding, 2002-03
- .762 Patti Thompson, 1979-80
- .756 Krista Gingrich, 1998-99

**Field Goal Percentage**

- .603 Oderah Chidom, 2013-14~
- .600 Rochelle Parent, 1997-98
- .591 Tyish Hall, 1993-94
- .571 Payton Black, 1995-96
- .566 Chris Moreland, 1984-85~
- .558 Brittany Hunter, 2003-04
- .527 Chante Black, 2004-05
- .522 Haley Peters, 2010-11~
- .512 Alana Beard, 2000-01
- .514 Ali Day, 1992-93

**Three-Pointers Made**

- 50 Abby Waner, 2005-06
- 41 Wanisha Smith, 2004-05
- 41 Jenni Kraft, 1988-89~
- 37 Georgia Schweitzer, 1997-98
- 36 Dana McDonald, 1989-90
- 33 Laura Kurz, 2004-05
- 33 Chelsea Gray, 2010-11
- 30 Jessica Foley, 2002-03
- 29 Krista Gingrich, 1998-99
- 28 Tricia Liston, 2010-11

**Three-Pointers Attempted**

- 131 Abby Waner, 2005-06
- 104 Georgia Schweitzer, 1997-98
- 100 Wanisha Smith, 2004-05
- 98 Dana McDonald, 1989-90
- 97 Jasmine Thomas, 2007-08
- 86 Jessica Foley, 2002-03
- 83 Chelsea Gray, 2010-11
- 76 Jenny Kraft, 1988-89
- 76 Alexis Jones, 2012-13
- 74 Iciss Tillis, 2000-01
- 74 Rometra Craig, 2000-01

**Three-Point Field Goal Percentage**

- .539 Jenni Kraft, 1988-89~
- .452 Laura Kurz, 2004-05~
- .419 Robin Baker, 1988-89
- .417 Nazrawit Medhanie, 1995-96
- .417 Shay Selby, 2008-09
- .414 Lauren Rice, 1996-97
- .410 Wanisha Smith, 2004-05
- .400 Kathleen Scheer, 2008-09
- .403 Krista Gingrich, 1998-99
- .398 Chelsea Gray, 2010-11

**Double Figure Scoring**

- 27 Elizabeth Williams, 2011-12~
- 26 Monique Currie, 2001-02
- 26 Alana Beard, 2000-01
- 25 Katie Meier, 1985-86
- 23 Chris Moreland, 1984-85~
- 22 Wanisha Smith, 2004-05
- 19 Jenni Kraft, 1988-89
- 19 Stacy Hurd, 1980-81
- 19 Chelsea Gray, 2010-11
- 17 Sue Harnett, 1986-87

**Double-Doubles**

- 10 Chris Moreland, 1984-85
- 9 Monique Currie, 2001-02
- 7 Elizabeth Williams, 2011-12~
- 5 Chante Black, 2004-05
- 4 Sue Harnett, 1986-87
- 3 Stacy Hurd, 1980-81
- 2 Alexis Jones, 2012-13
- 2 Allison Vernerey, 2009-10
- 2 Brittany Hunter, 2003-04
- 2 Iciss Tillis, 2000-01
- 2 Katie Meier, 1985-86

**20-Point games**

- 10 Alana Beard, 2000-01
- 10 Chris Moreland, 1984-85
- 7 Monique Currie, 2001-02
- 5 Jenni Kraft, 1988-89
- 5 Tara McCarthy, 1977-78
- 4 Dana McDonald, 1989-90
- 4 Katie Meier, 1985-86
- 3 Elizabeth Williams, 2011-12
- 3 Wanisha Smith, 2004-05
- 3 Stacy Hurd, 1980-81

**30-Point games**

- 33 Alana Beard at Maryland, 1-14-01
- 31 Chris Moreland at UNC Wilmington, 2-23-85
- 31 Stacy Hurd vs. Wake Forest, 12-8-80
- 30 Monique Currie vs. North Carolina, 3-4-02
- 30 Chris Moreland vs. N.C. Central 11-20-84

**Double Figure Rebounds**

- 11 Chante Black, 2004-05
- 10 Chris Moreland, 1984-85
- 9 Monique Currie, 2001-02
- 8 Elizabeth Williams, 2011-12~
- 4 Oderah Chidom, 2013-14
- 4 Stacy Hurd, 1980-81
- 4 Iciss Tillis, 2000-01
- 4 Alana Beard, 2000-01
- 4 Sue Harnett, 1986-87
10. 3 Joy Cheek, 2006-07
- 3 Bridgette Mitchell, 2006-07
- 3 Payton Black, 1995-96

**Double Figure Assists**

- 2 Patti Thomasson, 1979-80
- 1 Alexis Jones, 2012-13
- 1 Abby Waner, 2005-06
- 1 Krista Gingrich, 1998-99

**Double-Double in First Game**

Chris Moreland vs. N.C. Central, 11-20-84, 30 pts, 13 reb  
 Monique Currie vs. Texas Tech, 11-11-01, 17 pts, 10 reb  
 Joy Cheek vs. Northeastern, 11-11-06, 12 pts, 11 reb  
 Bridgette Mitchell vs. Northeastern, 11-11-06, 18 pts., 13 reb

**Most Consecutive Double-Figure Scoring Games in a Season**

- 19 Elizabeth Williams, 2011-12  
 17 Katie Meier, 1985-86

**Earliest To Start First Game**

1st game Patti Thomason at Virginia, 11-24-79  
 Ada Heady at St. Joseph's, 11-21-80  
 Stacy Hurd at St. Joseph's, 11-21-80  
 Sara Sullivan vs. E.Kentucky, 11-26-82  
 Connie Goins vs. E. Kentucky, 11-26-82  
 Chris Moreland vs. N.C. Central, 11-20-84  
 Sue Harnett vs. Florida, 11-28-86  
 Jenni Kraft vs. E.Washington, 11-25-88  
 Robin Baker vs. E.Washington, 11-25-88  
 Shannon Willis vs. vs. Xavier, 12-28-90  
 Alison Day vs. UNC Wilmington, 12-1-92  
 Nazrawit Medhanie vs. VCU, 11-15-95  
 Missy West at UNC Asheville, 11-23-96  
 Georgia Schweitzer vs. Florida State, 1-16-98  
 Michele Matyasovsky vs. Vanderbilt, 11-24-99  
 Alana Beard vs. UCLA, 11-10-00  
 Iciss Tillis vs. UCLA, 11-10-00  
 Wynter Whitley vs. Texas Tech, 11-11-01  
 Chante Black vs. Davidson, 11-12-04  
 Abby Waner at Penn State, 11-18-05  
 Chloe Wells vs. Brigham Young, 11-13-10  
 Elizabeth Williams at Brigham Young, 11-11-11  
 Alexis Jones vs. Presbyterian, 11-17-12

**Earliest to Start First game under Coach P**

1st game Alexis Jones vs. Presbyterian, 11-17-12  
 1st game Elizabeth Williams vs. Brigham Young, 11-11-11  
 1st game Chloe Wells vs. Brigham Young, 11-13-10  
 9th game Jasmine Thomas vs. Rutgers, 12-6-07  
 14th game Haley Peters vs. Kentucky, 1-4-11  
 25th game Allison Vernerey vs. North Carolina, 2-8-10

~ Denotes led team as a freshman.

**Individual Records**Points

- 35 Carey Kauffman vs. UNCA, 11-30-94  
35 Alana Beard vs. Maryland, 1-2-02

Points by Opponent

- 33 Chasity Melvin, N.C. State, 2-12-97

Field Goals

- 16 Sue Harnett vs. VCU, 12-10-88

Field Goals by Opponent

- 14 Chasity Melvin, N.C. State, 2-12-97  
14 Tracy Reid, North Carolina, 2-21-97

Fields Goal Attempted

- 25 Stacy Hurd vs. Vanderbilt, 3-13-82  
25 Sue Harnett vs. VCU, 12-10-88

Fields Goal Attempted by Opponent

- 28 Andrea Riley, Oklahoma St., 11-14-08

Three-Pointers Made

- 7 Jessica Foley vs. Georgia Tech, 1-17-05  
7 Nicole Erickson vs. Clemson, 1-14-99

Three-Pointers Made by Opponent

- 8 Kelly Morrone, South Carolina, 11-25-01

Three-Pointers Attempted

- 12 Jessica Foley vs. Georgia Tech, 1-17-05  
12 Nicole Erickson vs. Clemson, 1-14-99

Free Throws

- 15 Nicole Johnson vs. Wake Forest, 2-26-92

Free Throws by Opponent

- 14 J. Pierce, Georgia Tech, 1-29-93

Free Throws Attempted

- 22 Tara McCarthy vs. UNC, 2-24-78

Free Throws Attempted by Opponent

- 18 Deana Tate, Maryland, 2-22-86

Rebounds

- 20 Haley Peters vs. USC Upstate, 11-14-13

Rebounds by Opponent

- 20 Robyn Fairbanks, Utah Valley, 12-18-07

Assists

- 13 Chelsea Gray vs. Pittsburgh, 12-4-11

Assists by Opponent

- 12 Dawn Staley, Virginia, 2-11-89

Steals

- 10 Abby Waner vs. Utah Valley, 12-18-07

Steals by Opponent

- 8 Pam Leake, UNC, 1-7-86  
8 Donna Holt, Virginia, 2-21-87

Blocks

- 11 Sarah Sullivan vs. Richmond, 1-22-83

Blocks by Opponent

- 7 Waltiea Rolle, North Carolina, 2-7-11  
7 Jassany Williams, Auburn, 11-18-11

**Team Records**Points

- 128 vs. Howard, 12-6-02

Points by Opponent

- 107 vs. Clemson, 1-10-92

Points by Two Teams

- 191 vs. Georgia Tech, 1-28-89

Field Goals

- 51 vs. Howard, 12-6-02

Field Goals by Opponent

- 44 N.C. State, 1-10-90

Field Goal Attempted

- 97 vs. Morgan State, 11-26-93

Field Goal Attempts by Opponent

- 82 N.C. State, 2-6-91 and Charleston, 12-18-90

Field Goal Percentage

- 68.2 vs. Arkansas State, 11-25-05

Field Goal Percentage by Opponent

- 65.5 Virginia, 1-25-94

Three-Pointers Made

- 13 vs. Georgia Tech, 1-17-05

Three-Pointers Made by Opponent

- 14 DePaul, 3-24-14

Three-Pointers Attempted

- 30 vs. Georgia Tech, 1-17-05

Free Throws

- 29 vs. North Carolina, 1-27-00

Free Throws by Opponent

- 30 Virginia, 2-27-87 and NCSU, 1-21-87

Free Throw Attempted

- 44 vs. Howard, 11-30-87

Free Throw Attempted by Opponent

- 45 N.C. State, 1-21-87

Free Throw Percentage

- 1.00 (11-11) vs. Georgia Tech, 2-18-94

Free Throw Percentage by Opponent

- 1.00 (8-8) Maryland, 1-22-12

Rebounds

- 63 vs. Northeastern, 1-11-06

Rebounds by Opponent

- 57 Virginia, 2-13-93

Assists

- 36 vs. UNC Wilmington, 12-20-11

Assists by Opponent

- 29 N.C. State, 1-10-90

Steals

- 31 N.C. Central, 12-28-09

Steals by Opponent

- 24 Virginia, 1-5-91

Blocks

- 15 vs. Ball State, 12-19-05

Blocks by Opponent

- 11 Auburn, 11-18-11

Forced Turnovers by Duke

- 45 vs. N.C. Central, 12-28-09  
45 vs. Morgan State, 11-26-93

Largest Halftime Lead

- 56 vs. N.C. Central (65-9), 12-12-98

Most Points Scored in First Half

- 65 vs. N.C. Central, 12-28-10  
65 vs. Fairfield, 11-22-05  
65 vs. Morgan State, 11-26-93

Most Points Scored in First Half by Opponent

- 52 Virginia, 2-29-97

Most Points Scored in Second Half

- 70 vs. Stephen F. Austin, 11-29-03

Most Points Scored in Second Half by Opponent

- 60 N.C. State, 1-19-88

Largest Winning Margin

- +89 vs. N.C. Central (117-28), 12-28-10

Largest Winning Margin by Opponent

- +36 Virginia, 2-13-93

**Cameron Notables**First Game

N.C. Central 64, Duke 36 • Jan. 15, 1976

First Victory

Duke 64, UNC Charlotte 60 • Jan. 25, 1977

First Home ACC Win

Duke 70, Georgia Tech 55 • Jan. 13, 1979

100th Victory

Duke 77, Western Carolina 64 • Dec. 6, 1989

200th Victory

Duke 79, Holy Cross 51 • March 13, 1999

250th Victory

Duke 106, Charleston Southern 38 • Dec. 16, 2002

300th Victory

Duke 71, Marist 50 • Nov. 17, 2006

350th Victory

Duke 83, Virginia 65 • Feb. 26, 2010

400th Victory

Duke 92, Alabama 57 • Nov. 17, 2013

**Record in Cameron Indoor Stadium**

Year	Record	Pct.	Average Attendance	Single Game High
1975-76	0-8	.000	--	--
1976-77	2-5	.286	--	--
1977-78	0-9	.000	--	--
1978-79	8-3	.727	--	--
1979-80	8-3	.727	--	--
1980-81	8-3	.727	172	278
1981-82	8-5	.615	232	500
1982-83	9-3	.750	261	800
1983-84	9-5	.643	210	300
1984-85	8-3	.727	280	500
1985-86	11-2	.846	573	3,200
1986-87	12-3	.800	838	4,872
1987-88	9-4	.692	744	2,257
1988-89	5-8	.385	895	1,850
1989-90	9-3	.750	933	3,000
1990-91	8-6	.571	803	3,000
1991-92	7-7	.500	1,006	3,800
1992-93	7-6	.539	533	2,177
1993-94	10-3	.769	696	1,200
1994-95	12-2	.857	1,482	5,000
1995-96	11-3	.786	1,934	6,500
1996-97	11-2	.846	1,749	5,478
1997-98	14-1	.933	2,357	5,879
1998-99	15-1	.938	2,680	8,572
1999-00	16-2	.889	2,977	5,721
2000-01	14-1	.933	4,626	8,933
2001-02	15-1	.938	3,919	6,904
2002-03	13-1	.929	5,577	9,314
2003-04	14-1	.933	6,237	9,314
2004-05	13-1	.929	4,966	8,240
2005-06	12-1	.923	6,073	9,314
2006-07	14-0	1.000	5,852	9,314
2007-08	10-3	.769	6,764	9,314
2008-09	14-0	1.000	6,665	9,314
2009-10	16-1	.941	4,714	9,314
2010-11	17-0	1.000	5,216	9,314
2011-12	13-1	.929	5,361	8,595
2012-13	16-0	1.000	4,958	9,314
2013-14	13-4	.765	4,814	9,313
Total	411-115	.781		

**Top Single-Game Cameron Attendance Marks**

Attendance	Opponent	Date	Result
9,314	Connecticut	12-17-13	L, 61-83
9,314	North Carolina	3-3-13	W, 65-58
9,314	North Carolina	2-27-11	W, 66-58
9,314	Connecticut	1-18-10	L, 48-81
9,314	North Carolina	3-1-09	W, 81-79 (OT)
9,314	Maryland	2-17-08	L, 69-76
9,314	North Carolina	2-4-08	L, 76-93
9,314	Tennessee	1-28-08	L, 64-67
9,314	North Carolina	2-25-07	W, 67-62
9,314	Maryland	1-13-07	W, 81-62
9,314	North Carolina	1-29-06	L, 70-74
9,314	Tennessee	1-23-06	W, 75-53
9,314	Tennessee	1-24-04	L, 69-72
9,314	North Carolina	1-11-04	W, 79-57
9,314	North Carolina	2-20-03	W, 97-63
9,314	Connecticut	2-1-03	L, 65-77
8,874	N.C. State	3-2-03	W, 86-60
8,572	North Carolina	2-21-99	W, 88-78
8,257	North Carolina	2-26-01	W, 72-67

• A sellout crowd in Cameron Indoor Stadium is 9,314

**Top Season Cameron Attendance Marks**

	Year	Total Games	Total Attendance	Average
1.	2007-08	13	87,931	6,764
2.	2008-09	14	93,174	6,655
3.	2003-04	15	93,553	6,237
4.	2005-06	13	78,948	6,073
5.	2006-07	14	81,921	5,852
6.	2002-03	14	78,072	5,577
7.	2011-12	14	75,054	5,361
8.	2010-11	17	88,667	5,216
9.	2004-05	14	69,526	4,966
10.	2012-13	16	79,328	4,958
11.	2013-14	17	81,842	4,814
12.	2009-10	17	80,134	4,714
13.	2000-01	15	69,390	4,626
14.	2001-02	16	62,698	3,919
15.	1998-99	16	48,879	3,055
16.	1999-00	18	53,583	2,978
17.	1997-98	15	35,359	2,357
18.	1995-96	14	27,075	1,934
19.	1996-97	13	22,736	1,749
20.	1994-95	14	20,754	1,482

**[7/6] Duke 76, Wake Forest 58**

January 6, 2012  
Winston-Salem, N.C. (Joel Coliseum)

DUKE	FG	3FG	FT	REB	PF	TP	A	TO	B	S	Min
Peters f	5-13	0-0	2-2	4-2-6	2	12	3	3	1	0	25
Williams c	6-13	0-0	6-9	6-10-16	2	18	4	6	12	1	33
Gray g	2-5	1-1	1-1	0-4-4	2	6	6	7	1	1	33
Jackson g	4-9	0-1	3-5	4-2-6	3	11	2	1	0	1	25
Liston g	1-4	1-2	3-4	0-3-3	4	6	1	3	0	0	18
Selby	4-7	1-3	0-0	1-4-5	3	9	3	2	0	2	31
Johnson	0-0	0-0	2-2	1-3-4	1	2	0	2	0	0	7
Scheer	2-4	0-1	0-0	1-5-6	2	4	1	4	1	0	16
Vernerey	3-3	0-0	2-2	1-2-3	0	8	2	0	1	0	12
TEAM			2-2-4								
<b>Totals</b>	<b>27-58</b>	<b>3-8</b>	<b>19-25</b>	<b>20-37-57</b>	<b>19</b>	<b>76</b>	<b>22</b>	<b>28</b>	<b>16</b>	<b>5</b>	<b>200</b>
<b>Pct.</b>	<b>46.6</b>	<b>37.5</b>	<b>76.0</b>	<b>DB: 3.2</b>							

FG's (1st half: 14-32, 43.8%; 2nd half: 13-26, 50.0%)  
3FG's (1st half: 1-3, 33.3%; 2nd half: 2-5, 40.0%)  
FT's (1st half: 5-9, 55.6%; 2nd half: 14-16, 87.5%)

WAKE	FG	3FG	FT	REB	PF	TP	A	TO	B	S	Min
Walker f	2-9	1-2	0-2	4-1-5	4	5	0	3	3	3	29
Ray f	4-10	0-0	1-1	3-4-7	3	9	1	4	2	3	26
Garcia g	0-11	0-2	0-0	3-2-5	1	0	1	0	1	1	17
Thomas g	1-7	0-0	0-0	1-1-2	4	2	5	2	0	1	24
Boykin g	10-25	5-10	0-0	2-1-3	0	25	1	1	0	3	36
Hall	1-1	1-1	0-0	0-0-0	2	3	1	0	0	0	5
Douglas	0-6	0-1	0-2	0-1-1	0	0	3	1	0	0	15
Hamby	0-1	0-0	0-0	0-0-0	0	0	0	0	1	0	7
Wright	4-6	0-0	1-3	2-1-3	3	9	0	1	0	1	19
Williams	1-4	0-0	3-5	4-1-5	3	5	0	2	0	4	22
TEAM			4-1-5								
<b>Totals</b>	<b>23-80</b>	<b>7-16</b>	<b>5-13</b>	<b>23-13-36</b>	<b>20</b>	<b>58</b>	<b>12</b>	<b>16</b>	<b>6</b>	<b>16</b>	<b>200</b>
<b>Pct.</b>	<b>28.8</b>	<b>43.8</b>	<b>38.5</b>	<b>DB: 3.1</b>							

FG's (1st half: 10-38, 26.3%; 2nd half: 13-42, 31.0%)  
3FG's (1st half: 4-6, 66.7%; 2nd half: 3-10, 30.0%)  
FT's (1st half: 3-7, 42.9%; 2nd half: 2-6, 33.3%)

Officials: Eric Brewton, Denise Brooks, Rachelle Jones  
Attendance: 1,358 • Technical Fouls: None

Score by Periods	1st	2nd	Total
Duke	34	42	76
Wake Forest	27	31	58

**Elizabeth Williams Nets Triple-Double**

Blue Devil freshman Elizabeth Williams netted the fifth triple-double in school history at Wake Forest on January 6, 2012 with 18 points, 16 rebounds and 12 blocked shots.

Williams' 12 blocks was a new ACC and Duke record, while her 16 rebounds matched a Blue Devil freshman record. She played 33 minutes and hit 6-of-13 field goals.

In the first half, Williams posted four points, 10 rebounds and nine blocked shots in 19 minutes of play.

Duke was the only team in the nation in 2011-12 to have two student-athletes notch triple-doubles in the same season, while becoming just the fourth school in NCAA history as well.

**[7/6] Duke 92, Pittsburgh 43**

December 4, 2011  
Durham, N.C. (Cameron Indoor Stadium)

PITTSBURGH	FG	3FG	FT	REB	PF	TP	A	TO	B	S	Min
Dunn f	1-3	0-0	0-0	0-2-2	3	2	0	2	2	2	18
Golden f	0-0	0-0	2-2	2-0-2	0	2	0	2	1	1	15
Kiesel g	3-14	1-4	5-9	0-4-4	1	12	2	8	0	1	30
Dowd g	3-8	3-5	0-0	0-1-1	3	9	0	2	0	0	31
Anderson g	1-9	1-3	0-0	2-2-4	4	3	3	4	0	0	31
Logan	1-1	0-0	0-0	0-1-1	1	2	0	2	0	0	7
Davis	1-11	0-0	0-0	0-1-1	3	2	0	2	0	1	21
Burdgees	1-1	0-0	0-1	2-2-4	0	2	1	2	1	0	25
McManus	3-12	0-0	3-4	5-7-12	3	9	0	0	0	2	22
TEAM			7-3-10								
<b>Totals</b>	<b>14-59</b>	<b>5-12</b>	<b>10-16</b>	<b>18-23-41</b>	<b>18</b>	<b>43</b>	<b>6</b>	<b>24</b>	<b>4</b>	<b>7</b>	<b>200</b>
<b>Pct.</b>	<b>23.7</b>	<b>41.7</b>	<b>62.5</b>	<b>DB: 1</b>							

FG's (1st half: 7-33, 21.2%; 2nd half: 7-26, 26.9%)  
3FG's (1st half: 2-4, 50.0%; 2nd half: 3-8, 37.5%)  
FT's (1st half: 6-9, 66.7%; 2nd half: 4-7, 57.1%)

DUKE	FG	3FG	FT	REB	PF	TP	A	TO	B	S	Min
Peters f	5-11	0-0	0-1	1-7-8	1	10	0	3	0	1	27
Williams c	5-14	0-0	2-3	4-5-9	3	12	1	4	5	3	26
Wells g	6-8	1-3	1-1	0-2-2	2	14	5	2	1	1	21
Gray g	5-7	2-2	2-2	3-8-11	2	14	13	1	1	6	33
Liston g	6-9	5-6	2-2	1-3-4	1	19	2	1	0	2	30
Johnson	0-0	0-0	0-0	0-1-1	0	0	0	0	0	0	4
Jackson	5-9	0-0	2-5	2-0-2	1	12	2	1	1	4	20
Scheer	4-8	2-4	0-1	3-1-4	3	10	1	0	0	2	19
Henson	0-5	0-1	0-1	0-3-3	1	0	3	1	1	0	15
Vernerey	0-1	0-0	1-2	0-0-0	2	1	0	1	0	0	5
TEAM			5-1-6								
<b>Totals</b>	<b>36-72</b>	<b>10-16</b>	<b>10-18</b>	<b>19-31-50</b>	<b>16</b>	<b>92</b>	<b>27</b>	<b>14</b>	<b>9</b>	<b>19</b>	<b>200</b>
<b>Pct.</b>	<b>50.0</b>	<b>62.5</b>	<b>55.6</b>	<b>DB: 2.1</b>							

FG's (1st half: 20-39, 51.3%; 2nd half: 16-33, 48.5%)  
3FG's (1st half: 6-8, 75.0%; 2nd half: 4-8, 50.0%)  
FT's (1st half: 3-5, 60.0%; 2nd half: 7-13, 55.6%)

Officials: Lawson Newton, Sue Blauch, Tom Danaher  
Attendance: 4,428 • Technical Fouls: None

Score by Periods	1st	2nd	Total
Pittsburgh	22	21	43
Duke	49	43	92

**Chelsea Gray Collects Triple-Double**

Junior Chelsea Gray posted the fourth triple-double in school history against Pittsburgh on Dec. 4, 2011 with 14 points, 13 assists and 11 rebounds.

Gray's 13 assists was a Duke single-game record as she saw action in 33 minutes. She also tied a then career high with six steals against the Panthers.

In the first half, Gray had 10 points, eight assists and six rebounds.

Duke was the only team in the nation in 2011-12 to have two student-athletes notch triple-doubles in the same season, while becoming just the fourth school in NCAA history as well.

**[10/12] Duke 74, Marquette 43**

November 27, 2009  
Cancun, Mexico (Moon Palace Resort)

DUKE	FG	3FG	FT	REB	PF	TP	A	TO	B	S	Min
Mitchell f	5-8	1-1	2-2	1-2-3	1	13	0	1	0	1	20
Cheek f	5-10	1-4	0-2	3-5-8	2	11	0	2	1	2	21
K. Thomas c	6-6	0-0	0-2	2-3-5	2	12	1	0	1	0	25
J. Thomas g	3-11	1-5	4-4	2-9-11	2	11	12	5	1	2	36
Jackson g	0-2	0-1	0-2	0-0-0	3	0	1	1	0	0	16
Hopkins	1-1	0-0	0-0	0-1-1	1	2	0	1	0	1	13
Selby	4-6	1-3	0-0	0-3-3	0	9	2	2	1	0	15
Christmas	1-5	0-2	0-0	1-2-3	0	2	1	0	0	1	21
Scheer	1-2	0-1	0-2	0-1-1	0	2	0	0	0	1	5
Rogers	0-0	0-0	0-0	1-2-3	0	0	1	1	0	0	6
Vernerey	5-8	0-0	2-3	0-2-2	2	12	0	4	0	0	22
TEAM			0-3-3								
<b>Totals</b>	<b>31-59</b>	<b>4-17</b>	<b>8-17</b>	<b>10-33-43</b>	<b>13</b>	<b>74</b>	<b>18</b>	<b>17</b>	<b>4</b>	<b>8</b>	<b>200</b>
<b>Pct.</b>	<b>52.5</b>	<b>23.5</b>	<b>47.1</b>	<b>DB: 3</b>							

FG's (1st half: 12-25, 48.0%; 2nd half: 19-34, 55.9%)  
3FG's (1st half: 3-11, 27.3%; 2nd half: 1-6, 16.7%)  
FT's (1st half: 2-3, 66.7%; 2nd half: 6-14, 42.9%)

Marquette	FG	3FG	FT	REB	PF	TP	A	TO	B	S	Min
Pachko f	3-9	0-2	0-1	6-4-10	4	6	0	5	1	0	27
Thomas-Johnson f	4-13	4-11	1-2	2-1-3	4	13	1	3	0	1	30
Jones f	2-6	0-0	0-2	2-1-3	0	4	1	1	0	1	25
Harris g	1-7	0-2	0-2	1-6-7	2	2	3	4	0	0	27
Robinson g	2-13	1-7	3-4	2-4-6	1	8	1	2	0	1	35
McMorris	1-9	0-4	0-0	2-2-4	4	2	4	2	0	2	18
Weibel	0-4	0-4	0-0	0-0-0	2	0	0	1	0	1	8
Fiedorowicz	2-3	0-0	0-0	3-2-5	0	4	0	0	0	0	14
Simmons	2-4	0-2	0-0	1-2-3	1	4	0	1	0	0	16
TEAM			3-2-5								
<b>Totals</b>	<b>17-68</b>	<b>5-32</b>	<b>4-11</b>	<b>22-24-46</b>	<b>18</b>	<b>43</b>	<b>10</b>	<b>19</b>	<b>1</b>	<b>6</b>	<b>200</b>
<b>Pct.</b>	<b>25.0</b>	<b>15.6</b>	<b>36.4</b>	<b>DB: 3</b>							

FG's (1st half: 6-28, 21.4%; 2nd half: 11-40, 27.5%)  
3FG's (1st half: 1-14, 7.1%; 2nd half: 4-18, 22.2%)  
FT's (1st half: 3-6, 50.0%; 2nd half: 1-5, 20.0%)

Officials: Dawn Marsh, Felicia Grinter, Shannon Feck  
Attendance: 105 • Technical Fouls: None

Score by Periods	1st	2nd	Total
Duke	29	45	74
Marquette	16	27	43

**Jasmine Thomas Posts Triple-Double**

As a junior, Jasmine Thomas registered just the third triple-double in school history on November 27, 2009 during the Caribbean Challenge in Cancun, Mexico.

Thomas totaled 11 points, 12 assists and 11 rebounds in 36 minutes. The 12 assists matched the Duke single-game record at the time.

The Blue Devils went on to notch a 74-43 victory over Marquette in the contest.



[1/1] Duke 99, Miami 93

February 19, 2006  
Miami, Fla. (BankUnited Center)

DUKE	FG	3FG	FT	REB	PF	TP	A	TO	B	S	Min
Williams f	4-10	0-0	4-5	2-4	3	12	1	1	2	1	36
Currie f	11-18	6-9	15-16	1-5	4	43	2	5	1	2	40
Black c	4-11	0-0	2-5	8-6	4	10	5	3	3	1	35
Harding g	2-8	0-2	3-8	1-5	1	7	3	9	1	3	41
Smith g	4-8	0-3	3-6	0-4	5	11	3	2	0	0	32
E. Waner	0-0	0-0	0-0	0-0	0	0	0	0	0	0	2
Kurz	0-0	0-0	1-2	1-3	1	0	0	0	0	0	4
A. Waner	1-3	1-3	0-0	0-0	3	3	1	4	0	1	19
Foley	2-3	0-1	2-2	0-1	1	6	1	1	0	0	24
Bales	3-4	0-0	1-1	1-3	1	7	0	1	1	2	17
TEAM				1-4							
<b>Totals</b>	<b>31-65</b>	<b>7-18</b>	<b>30-43</b>	<b>15-34</b>	<b>23</b>	<b>99</b>	<b>16</b>	<b>26</b>	<b>8</b>	<b>10</b>	<b>250</b>
<b>Pct.</b>	<b>47.7</b>	<b>38.9</b>	<b>69.8</b>	<b>DB: 5</b>							

FG's (1st half: 16-30, 53.3%; 2nd half: 11-25, 44.0%; OT: 4-10, 40.0%)  
3FG's (1st half: 4-10, 40.0%; 2nd half: 2-5, 40.0%; OT: 1-3, 33.3%)  
FT's (1st half: 4-5, 80.0%; 2nd half: 9-16, 56.3%; OT: 17-22, 77.3%)

Miami	FG	3FG	FT	REB	PF	TP	A	TO	B	S	Min
T. James f	9-19	1-5	13-14	2-9	4	32	3	4	0	5	45
L. James f	3-6	0-1	0-0	1-4	3	6	0	1	0	1	19
Knight g	7-12	4-6	2-2	2-5	5	20	1	4	1	1	33
Taylor g	2-17	1-6	5-6	2-2	3	10	4	4	0	4	44
Hayek g	2-5	2-5	0-0	2-0	2	4	6	4	3	1	25
Audibert	0-0	0-0	0-0	0-1	1	0	0	0	0	0	6
Dhahabu	2-4	0-0	0-0	0-1	5	4	0	0	0	0	11
Grimley	5-12	0-1	2-4	2-2	4	12	2	8	2	2	38
Cunningham	1-2	1-2	0-1	0-0	3	3	1	0	0	0	29
TEAM				6-9							
<b>Totals</b>	<b>31-77</b>	<b>9-26</b>	<b>22-27</b>	<b>17-27</b>	<b>32</b>	<b>93</b>	<b>15</b>	<b>24</b>	<b>4</b>	<b>15</b>	<b>250</b>
<b>Pct.</b>	<b>40.3</b>	<b>34.6</b>	<b>81.5</b>	<b>DB: 0</b>							

FG's (1st half: 12-29, 41.4%; 2nd half: 14-32, 43.8%; OT: 5-16, 31.3%)  
3FG's (1st half: 3-11, 27.3%; 2nd half: 4-9, 44.4%; OT: 2-6, 33.3%)  
FT's (1st half: 6-8, 75.0%; 2nd half: 8-9, 88.9%; OT: 8-10, 80.0%)

Officials: Barbara Smith, Robert Trammell, Luis Gonzalez  
Attendance: 1,648 • Technical Fouls: None

Score by Periods	1st	2nd	OT	2OT	Total
Duke	40	33	5	21	99
Miami	33	40	5	15	93

Currie Sets Duke Single Game Scoring Mark

Monique Currie registered a Duke single game scoring mark with 43 points at Miami on Feb. 19, 2006. The previous high for a Blue Devil was 41 by Alana Beard.

Currie scored 28 points through the second half of play before notching 15 points in the two overtimes to help the Blue Devils notch a 99-93 overtime victory.

In the second overtime, Currie hit 11 free throws to seal the victory. For the game, she hit 11-of-18 field goals and 15-of-16 free throws in 40 minutes.

[2/2] Duke 87, Florida State 68

January 5, 2006  
Durham, N.C. (Cameron Indoor Stadium)

Florida State	FG	3FG	FT	REB	PF	TP	A	TO	B	S	Min
Adeduntan f	6-12	3-6	2-2	2-3	2	17	0	3	1	1	32
Miller c	4-9	0-0	1-2	1-2	4	9	1	3	2	0	25
Neely g	1-7	0-0	1-2	3-3	2	3	4	2	0	2	24
Johnson g	2-9	1-3	0-0	0-3	1	5	1	4	0	1	31
Gladden g	4-10	0-0	1-3	2-4	4	9	2	3	0	3	18
Freshour	1-1	1-1	1-2	1-0	1	4	1	1	0	1	11
Davis-Cain	4-8	1-3	1-2	1-0	1	4	10	0	2	0	24
Lautsch	0-0	0-0	0-0	0-0	0	0	0	0	0	0	4
Williams	2-7	0-0	3-4	2-4	1	7	4	2	0	3	19
Anthony	1-3	0-0	2-4	2-1	2	4	0	0	0	0	12
TEAM				1-3							
<b>Totals</b>	<b>25-66</b>	<b>6-13</b>	<b>12-21</b>	<b>15-23</b>	<b>21</b>	<b>68</b>	<b>13</b>	<b>20</b>	<b>3</b>	<b>12</b>	<b>200</b>
<b>Pct.</b>	<b>37.9</b>	<b>46.2</b>	<b>57.1</b>	<b>DB: 4</b>							

FG's (1st half: 13-34, 38.2%; 2nd half: 12-32, 37.5%)  
3FG's (1st half: 5-10, 50.0%; 2nd half: 1-3, 33.3%)  
FT's (1st half: 4-7, 57.1%; 2nd half: 8-14, 57.1%)

Duke	FG	3FG	FT	REB	PF	TP	A	TO	B	S	Min
Williams f	7-9	0-0	2-6	1-5	2	16	3	1	1	0	30
Currie f	7-12	2-3	5-6	3-9	1	21	11	5	0	3	35
Bales c	5-7	0-0	4-6	3-6	4	14	1	4	3	1	22
A. Waner g	2-8	1-5	2-2	0-5	2	7	1	2	1	1	23
Harding g	5-10	1-3	1-2	1-1	0	12	3	2	1	1	32
E. Waner	0-1	0-0	0-0	0-0	1	0	0	0	0	0	4
Kurz	1-2	1-1	0-0	1-1	2	3	1	0	0	3	9
Black	2-4	0-0	0-0	2-3	3	4	0	1	2	2	13
Smith	2-4	0-0	4-4	0-1	1	8	3	0	1	1	16
Foley	0-3	0-2	0-1	0-0	1	0	0	1	0	0	11
Gay	1-1	0-0	0-0	1-0	1	0	0	0	0	0	5
TEAM				0-1							
<b>Totals</b>	<b>32-61</b>	<b>5-14</b>	<b>18-27</b>	<b>12-32</b>	<b>17</b>	<b>87</b>	<b>23</b>	<b>19</b>	<b>8</b>	<b>12</b>	<b>200</b>
<b>Pct.</b>	<b>52.5</b>	<b>35.7</b>	<b>66.7</b>	<b>DB: 2</b>							

FG's (1st half: 19-35, 54.3%; 2nd half: 13-26, 50.0%)  
3FG's (1st half: 4-9, 44.4%; 2nd half: 1-5, 20.0%)  
FT's (1st half: 7-7, 100.0%; 2nd half: 11-20, 55.0%)

Officials: Joe Cunningham, Mark Hardcastle, Tom Baldwinelli  
Attendance: 4,675 • Technical Fouls: None

Score by Periods	1st	2nd	Total
Florida State	35	33	68
Duke	49	38	87

Currie Collects Triple-Double at Florida State

For just the second time in school history, Monique Currie registered a triple-double with 21 points, 11 assists and 12 rebounds on Jan. 5, 2006 versus Florida State.

Currie registered 14 points, six assists and four rebounds in the first half, before notching seven points, five assists and eight rebounds in the second stanza.

She played 35 minutes, while hitting 7-of-12 field goals in the Blue Devil victory.

[1/1] Duke 60, Virginia 59

January 9, 2003  
Charlottesville, Va. (University Hall)

DUKE	FG	3FG	FT	REB	PF	TP	A	TO	B	S	Min
Tillis f	0-6	0-2	6-6	4-2	5	6	3	2	0	0	26
Malyasovsky f	2-7	0-2	0-0	3-4	2	4	1	1	1	0	29
Bass c	1-5	0-0	2-4	0-2	4	4	0	3	0	0	14
Krapohl g	0-2	0-2	0-0	0-1	0	0	2	1	0	0	24
Beard g	16-30	1-3	8-10	5-5	4	41	0	1	2	1	39
Mosch	0-2	0-1	5-8	2-1	1	5	1	0	0	0	28
Harding	0-3	0-1	0-2	1-2	3	0	0	3	0	2	30
Whitley	0-4	0-0	0-0	0-1	3	0	0	1	1	0	10
TEAM				5-16							
<b>Totals</b>	<b>19-59</b>	<b>1-11</b>	<b>21-30</b>	<b>20-19</b>	<b>22</b>	<b>60</b>	<b>7</b>	<b>12</b>	<b>4</b>	<b>3</b>	<b>200</b>
<b>Pct.</b>	<b>32.2</b>	<b>9.1</b>	<b>70.0</b>	<b>DB: 4</b>							

FG's (1st half: 6-26, 23.1%; 2nd half: 13-33, 39.4%)  
3FG's (1st half: 0-5, 0%; 2nd half: 1-6, 16.7%)  
FT's (1st half: 11-16, 68.8%; 2nd half: 10-14, 71.4%)

Virginia	FG	3FG	FT	REB	PF	TP	A	TO	B	S	Min
Sardin f	2-7	0-0	3-3	0-4	4	7	1	3	0	0	18
Crosswhite f	5-11	0-4	3-3	2-1	3	13	1	0	1	1	26
O'Reggio c	3-4	0-0	0-0	4-8	3	6	1	2	2	1	18
Blue g	3-9	0-1	4-4	0-1	5	10	6	2	2	1	18
Grant/Fairley g	6-9	0-1	0-0	1-2	1	12	2	4	1	0	33
Dickson	1-4	1-3	0-0	0-0	0	3	0	0	0	0	11
Jaeger	0-1	0-0	1-2	1-1	1	1	0	1	0	1	8
Chatman	0-2	0-0	0-0	0-0	1	0	0	0	0	0	7
Prillaman	0-1	0-1	0-0	1-1	0	0	0	1	0	0	17
Logan/Friend	1-2	0-0	5-7	2-2	4	7	0	3	2	0	21
Sahin	0-3	0-0	0-0	0-1	1	0	0	1	0	0	10
TEAM				2-13							
<b>Totals</b>	<b>21-53</b>	<b>1-10</b>	<b>16-19</b>	<b>13-22</b>	<b>23</b>	<b>59</b>	<b>11</b>	<b>17</b>	<b>8</b>	<b>4</b>	<b>200</b>
<b>Pct.</b>	<b>39.6</b>	<b>10.0</b>	<b>84.2</b>	<b>DB: 2</b>							

FG's (1st half: 12-29, 41.4%; 2nd half: 9-25, 37.5%)  
3FG's (1st half: 1-6, 16.7%; 2nd half: 0-4, 0.0%)  
FT's (1st half: 3-6, 50.0%; 2nd half: 13-13, 100%)

Officials: Nan Sisk, Dan Outlaw, Mark Zentz  
Attendance: 4,172 • Technical Fouls: None

Score by Periods	1st	2nd	Total
Duke	23	37	60
Virginia	28	31	59

Beard Tallies School-Record 41 Points

Led by Alana Beard's record-breaking performance, top-ranked Duke downed Virginia, 60-59 on Jan. 9, 2003 in Charlottesville, Va.

Beard collected 14 points in the first half before scoring 27 points in the second stanza on 10-of-19 shooting on her way to scoring a school-record 41 points.

She scored Duke's final six points of the game, including two free throws with one second remaining to clinch the Blue Devil win.

Duke 128, Howard 53

December 6, 2002
Durham, N.C. (Cameron Indoor Stadium)

Boxscore table for Duke vs Howard, Dec 6, 2002. Columns include player name, FG, 3FG, FT, REB, PF, TP, A, TO, B, S, Min. Totals: Duke 128-53, Howard 53-29.

FG's (1st half: 11-33, 33.3%; 2nd half: 7-30, 23.3%)
3FG's (1st half: 1-5, 20.0%; 2nd half: 4-13, 30.8%)
FT's (1st half: 0-1, 0.0%; 2nd half 12-14, 85.7%)

Boxscore table for Duke vs Howard, Dec 6, 2002. Columns include player name, FG, 3FG, FT, REB, PF, TP, A, TO, B, S, Min. Totals: Duke 128-53, Howard 53-29.

FG's (1st half: 23-42, 54.8%; 2nd half: 28-42, 66.7%)
3FG's (1st half: 3-7, 42.9%; 2nd half: 3-9, 33.3%)
FT's (1st half: 11-13, 84.6%; 2nd half: 9-12, 75.0%)

Officials: Lawson Newton, Michael Utley, Mark Hardcastle
Attendance: 2,417 • Technical Fouls: None

Score by Periods table for Duke vs Howard, Dec 6, 2002. Columns: 1st, 2nd, Total. Duke: 23, 30, 53; Howard: 60, 68, 128.

Duke Scores School-Record 128 Points

Duke registered a school-record 128 points as the Blue Devils downed Howard, 128-53. The Blue Devils hit 60.7 percent of their field goals led by seven different Duke players in double-digits.

[4/4] Duke 92, [15/16] Clemson 42

January 28, 2001
Durham, N.C. (Cameron Indoor Stadium)

Boxscore table for Duke vs Clemson, Jan 28, 2001. Columns include player name, FG, 3FG, FT, REB, PF, TP, A, TO, B, S, Min. Totals: Duke 92-42, Clemson 42-23.

FG's (1st half: 8-23, 34.8%; 2nd half: 9-26, 34.6%)
3FG's (1st half: 1-6, 16.7%; 2nd half: 2-5, 40.0%)
FT's (1st half: 2-4, 50.0%; 2nd half: 3-6, 50.0%)

Boxscore table for Duke vs Clemson, Jan 28, 2001. Columns include player name, FG, 3FG, FT, REB, PF, TP, A, TO, B, S, Min. Totals: Duke 92-42, Clemson 42-23.

FG's (1st half: 21-35, 60.0%; 2nd half: 14-27, 51.9%)
3FG's (1st half: 5-10, 50.0%; 2nd half: 5-11, 45.5%)
FT's (1st half: 9-10, 90.0%; 2nd half: 3-4, 75.0%)

Officials: Dennie Demayo, Tommy Salerno, Dan Outlaw
Attendance: 6,194 • Technical Fouls: None

Score by Periods table for Duke vs Clemson, Jan 28, 2001. Columns: 1st, 2nd, Total. Duke: 19, 23, 42; Clemson: 56, 36, 92.

Mosch is Perfect from the Field Against Clemson

With Duke All-America Alana Beard out with an injury, Sheana Mosch hit a school-record 12-of-12 field goals on her way to scoring 30 points and grabbing 11 rebounds in a 92-42 victory over 15th-ranked Clemson on Jan. 28, 2001.

During the four-game stretch Beard was injured, Mosch averaged 26.5 points, 6.0 rebounds, 2.5 assists and 2.0 steals. She hit 71.2 percent of her field goals and 66.7 from downtown. Mosch led Duke to a 4-0 record during that stretch, including victories over two ranked opponents.

For her efforts, Mosch was named National Star of the Week by WomensCollegeHoops.com and earned one ACC Player of the Week honor.

Duke 74, North Carolina 72

January 25, 1995
Durham, N.C. (Cameron Indoor Stadium)

Boxscore table for Duke vs North Carolina, Jan 25, 1995. Columns include player name, FG, 3FG, FT, REB, PF, TP, A, TO, B, S, Min. Totals: Duke 74-44, UNC 72-49.

FG's (1st half: 13-36, 36.1%; 2nd half: 16-45, 35.6%)
3FG's (1st half: 3-9, 33.3%; 2nd half: 3-12, 25.0%)
FT's (1st half: 7-9, 77.8%; 2nd half 1-4, 25.0%)

Boxscore table for Duke vs North Carolina, Jan 25, 1995. Columns include player name, FG, 3FG, FT, REB, PF, TP, A, TO, B, S, Min. Totals: Duke 74-44, UNC 72-49.

FG's (1st half: 15-32, 46.9%; 2nd half: 19-39, 48.7%)
3FG's (1st half: 1-3, 33.3%; 2nd half: 1-3, 33.3%)
FT's (1st half: 2-2, 100.0%; 2nd half: 2-6, 33.3%)

Officials: Lawson Newton, Richard Frankof, Ken Chepy
Attendance: 5,000 • Technical Fouls: None

Score by Periods table for Duke vs North Carolina, Jan 25, 1995. Columns: 1st, 2nd, Total. Duke: 36, 36, 72; North Carolina: 33, 41, 74.

Duke Upsets No. 3 North Carolina

With a 74-72 victory over third-ranked North Carolina in Cameron Indoor Stadium, the Blue Devils posted their highest win over a ranked Tar Heel squad.

In the victory, Allison Day hit the game-winner as time expired. Day took an inbounds pass from Jen Scanlon, wheeled and shot from the left baseline as the clock hit one second. By the time the ball had bounced five times on the rim, the clock had expired and 5,000 fans were waiting anxiously to see if it would drop through the net. It did, and the Blue Devils ended a 32-game winning streak by the defending national champion Tar Heels.

**Duke 70, Manhattan 55**

March 11, 1987  
Durham, N.C. (Cameron Indoor Stadium)

Manhattan	FG	3FG	FT	REB	PF	TP	A	TO	B	S	Min
Jack f	4-9	--	4-4	0-4-4	4	12	0	2	0	0	29
Robeson f	3-12	--	1-2	3-5-8	3	7	0	2	0	0	22
Harding c	2-3	--	0-2	0-1-1	5	4	1	0	0	0	19
Gordon g	2-11	--	2-2	1-6-7	3	6	5	4	0	1	31
O'Connor g	4-9	--	3-7	2-2-4	1	11	1	4	0	5	31
Seybold	1-7	--	0-0	0-0-0	0	2	0	0	0	0	22
Mullfingher	1-1	--	0-0	0-1-1	1	2	0	0	0	0	8
O'Flaherty	1-4	--	2-2	1-1-2	4	10	1	0	0	0	21
Sellingner	4-4	--	0-0	1-2-3	0	0	0	1	0	0	14
Snyder	0-4	--	1-2	0-0-0	2	1	0	0	0	0	2
Cehelsky	0-0	--	0-0	0-1-1	0	0	0	0	0	0	1
TEAM				2							
<b>Totals</b>	<b>21-60</b>	<b>0-0</b>	<b>13-21</b>	<b>8-23-33</b>	<b>23</b>	<b>55</b>	<b>8</b>	<b>13</b>	<b>0</b>	<b>6</b>	<b>200</b>
<b>Pct.</b>	<b>35.0</b>	<b>0.0</b>	<b>61.9</b>	<b>DB: 5</b>							

FG's (1st half: 13-27, 48.1%; 2nd half: 8-33, 24.2%)  
3FG's (1st half: 0-0, 0.0%; 2nd half: 0-0, 0.0%)  
FT's (1st half: 3-7, 42.9%; 2nd half: 10-14, 71.4%)

DUKE	FG	3FG	FT	REB	PF	TP	A	TO	B	S	Min
Anderson f	3-8	--	0-2	3-7-10	0	6	4	1	0	0	29
Moreland f	9-14	--	7-9	1-5-6	3	25	0	2	1	1	38
Sullivan c	3-4	--	0-0	4-4-8	5	6	1	2	1	0	24
Hunter g	0-6	--	0-0	0-2-2	1	0	1	2	0	2	26
Meier g	6-11	--	4-5	3-8-11	3	16	10	4	0	2	32
Sonzogni	1-3	--	0-0	0-1-1	2	2	2	3	0	0	17
Harnett	5-11	--	4-6	1-1-2	1	14	1	1	2	0	19
Langhi	0-1	--	0-0	0-0-0	0	0	0	0	0	0	4
Christopher	0-0	--	1-2	1-3-4	3	1	0	2	0	0	8
Morgan	0-0	--	0-0	0-0-0	0	0	0	0	0	0	2
Kalinowski	0-2	--	0-1	1-1-2	0	0	0	1	0	0	1
TEAM				1							
<b>Totals</b>	<b>21-60</b>	<b>0-0</b>	<b>16-25</b>	<b>14-32-47</b>	<b>18</b>	<b>70</b>	<b>19</b>	<b>18</b>	<b>4</b>	<b>5</b>	<b>200</b>
<b>Pct.</b>	<b>35.0</b>	<b>0.0</b>	<b>64.0</b>	<b>DB: 4</b>							

FG's (1st half: 10-25, 40.0%; 2nd half: 17-35, 48.6%)  
3FG's (1st half: 0-0, 0.0%; 2nd half: 0-0, 0.0%)  
FT's (1st half: 9-13, 69.2%; 2nd half: 7-12, 58.3%)

Officials: Ron Collins, Vicky Davis  
Attendance: 1,200 est. • Technical Fouls: None

Score by Periods	1st	2nd	Total
Manhattan	29	26	55
Duke	29	41	70

**Blue Devils Net First NCAA Tournament Win**

For the first time in school history, the Blue Devils made an appearance in the NCAA Tournament on March 11, 1987. Duke welcomed Manhattan to Cameron Indoor Stadium and the Blue Devils went on to produce a 70-55 victory in front of an estimated 1,200 fans.

Katie Meier led Duke with the first triple-double in school history as she notched 16 points, 11 rebounds and 10 assists in 32 minutes of play. Chris Moreland added a game-high 25 points.

**Duke 82, Catawba 33**

January 10, 1979  
Durham, N.C. (Cameron Indoor Stadium)

Catawba	FG	3FG	FT	REB	PF	TP	A	TO	B	S	Min
Wyatt f	0-1	--	0-0	4	3	0	0	5	0	4	18
Meyers f	0-2	--	0-0	10	2	0	0	4	0	0	12
Charleton c	1-7	--	2-2	9	0	4	0	2	0	3	26
Carter g	1-5	--	7-12	3	1	9	0	4	0	3	20
Pearson g	2-5	--	4-5	2	1	8	0	5	0	1	19
Hardy	0-5	--	2-3	3	0	2	1	3	0	0	2
Bennett	1-3	--	0-0	0	1	2	0	4	0	3	17
Hedrick	2-5	--	0-1	3	0	4	0	5	0	2	27
Bass	0-2	--	2-3	2	1	2	0	1	0	1	60
Symanski	1-2	--	0-4	1	2	2	0	3	0	2	3
<b>Totals</b>	<b>8-37</b>	<b>0-0</b>	<b>17-30</b>	<b>24</b>	<b>12</b>	<b>33</b>	<b>1</b>	<b>36</b>	<b>0</b>	<b>19</b>	<b>200</b>
<b>Pct.</b>	<b>35.0</b>	<b>0.0</b>	<b>61.9</b>	<b>DB: 5</b>							

FG's (1st half: 42.1%; 2nd half: 21.6%)  
3FG's (1st half: 0-0, 0.0%; 2nd half: 0-0, 0.0%)  
FT's (1st half: 84.6%; 2nd half: 56.6%)

DUKE	FG	3FG	FT	REB	PF	TP	A	TO	B	S	Min
Krause f	7-23	--	1-4	24	3	15	2	3	1	1	29
Earnhardt f	3-11	--	1-2	9	0	7	3	0	0	4	31
Warren c	7-12	--	1-2	9	2	15	1	5	0	2	26
Markiewicz g	2-5	--	0-0	1	4	4	0	3	0	3	16
McCarthy g	9-16	--	0-1	1	2	18	3	3	0	5	29
Bergeron	3-3	--	0-0	1	1	6	2	0	0	1	8
Monroe	0-0	--	0-0	1	4	0	1	0	0	0	4
Billger	4-8	--	2-4	13	1	10	0	2	1	2	19
Lermard	0-2	--	1-2	2	0	1	1	1	0	1	14
Griffin	0-4	--	0-0	1	0	0	0	0	0	0	4
Friend	2-5	--	0-0	3	0	4	0	0	0	0	4
Matthews	1-3	--	0-0	3	2	2	2	4	0	0	17
<b>Totals</b>	<b>38-92</b>	<b>0-0</b>	<b>6-15</b>	<b>69</b>	<b>19</b>	<b>82</b>	<b>15</b>	<b>21</b>	<b>2</b>	<b>19</b>	<b>200</b>
<b>Pct.</b>	<b>35.0</b>	<b>0.0</b>	<b>64.0</b>	<b>DB: 4</b>							

FG's (1st half: 38.2%; 2nd half: 41.3%)  
3FG's (1st half: 0-0, 0.0%; 2nd half: 0-0, 0.0%)  
FT's (1st half: 28.5%; 2nd half: 40.0%)

Technical Fouls: None

Score by Periods	1st	2nd	Total
Catawba	27	6	33
Duke	38	44	82

**Krause Pulls Down School Record Rebounds**

During an 82-33 victory over Catawba, Barb Krause pulled down a school-record 24 rebounds as she played 29 minutes in the win.

Krause added 15 points in the Blue Devil victory as the Duke defense held Catawba to only six points in the second half.

**Team****Most Points Scored**

By Duke ..... 120 vs. Alabama (3OT), 3-18-95  
 By Opponent ..... 121 by Alabama (3OT), 3-18-95

**Fewest Points Scored**

By Duke ..... 40 vs. Connecticut, 3-29-11  
 By Opponent ..... 27 by Southern, 3-19-06

**Largest Victory Margin**

By Duke ..... 69 (96-27) vs. Southern, 3-19-06  
 By Opponent ..... 35 (75-40) by Connecticut, 3-29-11

**Largest Halftime Margin**

By Duke ..... 26 vs. Norfolk State, 3-15-02  
 ..... 26 vs. Hampton, 3-20-10

**Most Field Goals Made**

By Duke ..... 48 vs. Alabama (3OT), 3-18-95  
 By Opponent ..... 44 by Alabama (3OT), 3-18-95

**Most Field Goals Attempted**

By Duke ..... 93 vs. Alabama (3OT), 3-18-95  
 By Opponent ..... 114 by Alabama (3OT), 3-18-95

**Highest Field Goal Percentage**

By Duke ..... .656 at Vanderbilt, 3-20-12  
 By Opponent ..... .556 by Louisiana State, 3-25-00

**Fewest Field Goals Scored**

By Duke ..... 15, two times  
 ..... *most recent* vs. Connecticut, 3-29-11  
 By Opponent ..... 11 by Southern, 3-19-06

**Fewest Field Goals Attempted**

By Duke ..... 44, two times  
 ..... *most recent* vs. Old Dominion, 3-20-99  
 By Opponent ..... 43, two times  
 ..... *most recent* vs. Tennessee-Martin, 3-19-11

**Most Three-Point Field Goals**

By Duke ..... 11 vs. Norfolk State, 3-15-02  
 By Opponent ..... 14 by DePaul, 3-24-14

**Most Three-Point Attempts**

By Duke ..... 29 vs. Northwestern State, 3-15-04  
 By Opponent ..... 52 by Alabama (3OT), 3-18-95

**Highest Three-Point Percentage**

By Duke ..... .636 at Vanderbilt, 3-20-12  
 By Opponent ..... .500 by Middle Tennessee State, 3-14-98

**Most Free Throws Made**

By Duke ..... 26 vs. Western Kentucky, 3-20-00  
 By Opponent ..... 33 by Illinois, 3-16-97

**Most Free Throw Attempts**

By Duke ..... 31 vs. Middle Tennessee State, 3-14-98  
 ..... 31 vs. Minnesota, 3-30-04  
 By Opponent ..... 40 by Illinois, 3-16-97

**Highest Free Throw Percentage**

By Duke ..... 1.000 (16-16) vs. Stanford, 3-26-12  
 By Opponent ..... 1.000 by Florida, 3-21-98  
 ..... 1.000 by LSU, 3-22-10

**Most Rebounds**

By Duke ..... 67 vs. Alabama (3OT), 3-18-95  
 By Opponent ..... 59 by Alabama (3OT), 3-18-95

**Most Assists**

By Duke ..... 30 vs. Northwestern State, 3-21-04  
 By Opponent ..... 22, two times  
 ..... *most recent*, by Louisiana State, 3-25-00

**Most Steals**

By Duke ..... 23 vs. San Diego State, 3-27-10  
 By Opponent ..... 13 by Old Dominion, 3-20-99

**Most Blocked Shots**

By Duke ..... 12 vs. Texas Tech, 3-31-03  
 By Opponent ..... 11 by Michigan State, 3-24-09

**Top Duke Scoring in NCAA Tournament Action**

37	Ali Day (Jr.)	vs. Alabama in 1995
30	Kira Orr (So.)	vs. Alabama in 1995
30	Alana Beard (Sr.)	vs. Marquette in 2004
29	Jasmine Thomas (Jr.)	vs. San Diego State in 2010
29	Alana Beard (Jr.)	vs. Tennessee in 2003
29	Alana Beard (So.)	vs. Norfolk State in 2002
28	Alana Beard (Jr.)	vs. Texas Tech in 2003
27	Alana Beard (Fr.)	vs. SW Missouri State in 2001
27	Alana Beard (Jr.)	vs. Utah in 2003
26	Chante Black (Jr.)	vs. Arizona State in 2008
26	Abby Waner (So.)	vs. Holy Cross in 2007
26	Alana Beard (So.)	vs. TCU in 2002
25	Haley Peters (So.)	at Vanderbilt in 2012
25	Sheana Mosch (Fr.)	vs. Western Kentucky in 2000
25	Georgia Schweitzer (Jr.)	vs. Western Kentucky in 2000
25	Chris Moreland (Jr.)	vs. Manhattan in 1987
24	Alana Beard (So.)	vs. South Carolina in 2002
24	Carey Kauffman (Sr.)	vs. Alabama in 1995
24	Payton Black (Fr.)	vs. San Francisco in 1996
24	Nicole Erickson (Sr.)	vs. Old Dominion in 1999
23	Chelsea Gray (So.)	vs. Stanford in 2012
23	Tricia Liston (So.)	at Vanderbilt in 2012
23	Karima Christmas (Sr.)	vs. DePaul in 2011
22	Tricia Liston (So.)	vs. Samford in 2012
22	Alana Beard (Fr.)	vs. UWM in 2001
22	Chris Moreland (Jr.)	vs. Rutgers in 1987
22	Ty Hall (So.)	vs. Oklahoma State in 1995
22	Kira Orr (Sr.)	vs. Illinois in 1997
22	Georgia Schweitzer (So.)	vs. Tennessee in 1999
22	Nicole Erickson (Sr.)	vs. Georgia in 1999
22	Alison Bales (Jr.)	vs. Southern California in 2006
21	Alison Bales (Sr.)	vs. Rutgers in 2007
21	Mistie Williams (Jr.)	vs. Canisius in 2005
21	Nicole Erickson (Jr.)	vs. Louisville in 1998
21	ICISS Tillis (Jr.)	vs. Georgia in 2003
21	Monique Currie (Jr.)	vs. Boston College in 2005
20	Tricia Liston (Sr.)	vs. Winthrop in 2014
20	Monique Currie (Fr.)	vs. TCU in 2002
20	Rometra Craig (Fr.)	vs. UWM in 2001
20	Nicole Erickson (Jr.)	vs. Florida in 1998
20	Peppi Browne (So.)	vs. Arkansas in 1998
20	Michele Van Gorp (Sr.)	vs. St. Johns in 1999
20	Kira Orr (Sr.)	vs. DePaul in 1997
20	Michele Van Gorp (Sr.)	vs. Georgia in 1999



**Individual****Points in a Game**

- 37 Ali Day vs. Alabama, 3-18-95 (3OT)
- 30 Alana Beard vs. Marquette, 3-23-04
- 30 Kira Orr vs. Alabama, 3-18-95 (3OT)
- 29 Jasmine Thomas vs. San Diego St., 3-27-10
- 29 Alana Beard vs. Tennessee, 4-6-03
- 29 Alana Beard vs. Norfolk State, 3-15-02

**Field Goals Made**

- 14 Ali Day vs. Alabama, 3-18-95 (3OT)
- 12 Haley Peters at Vanderbilt, 3-20-12
- 12 Alana Beard vs. Tennessee, 4-6-03
- 12 Alana Beard vs. Norfolk State, 3-15-02
- 12 Kira Orr vs. Alabama, 3-18-95 (3OT)

**Field Goals Attempted**

- 24 Alana Beard vs. Tennessee, 4-6-03
- 23 Alana Beard vs. Texas Christian, 3-17-02
- 23 Kira Orr vs. Alabama, 3-18-95 (3OT)
- 22 Jasmine Thomas vs. Connecticut, 3-29-11
- 22 Jasmine Thomas vs. Marist, 3-21-11
- 21 Kira Orr vs. Illinois, 3-16-97
- 20 Chante Black vs. Arizona State, 3-25-08
- 20 Alana Beard vs. Texas Tech, 3-31-03
- 20 Iciss Tillis vs. Oklahoma, 3-29-02
- 20 Ali Day vs. Alabama, 3-18-95 (3OT)

**Field Goal Percentage**

- .833 (10-12) Alana Beard vs. Utah, 3-25-03

**Minimum ten field goal attempts****Three-Point Field Goals Made**

- 6 Abby Waner vs. Holy Cross, 3-18-07
- 5 Nicole Erickson vs. Louisville, 3-16-98
- 4 Tricia Liston vs. Winthrop, 3-22-14
- 4 Jessica Foley vs. Northwestern St., 3-21-04
- 4 Vicki Krapohl vs. Norfolk State, 3-15-02
- 4 Nicole Erickson vs. Georgia, 3-26-99

**Three-Point Field Goals Attempted**

- 13 Kira Orr vs. Illinois, 3-16-97
- 11 Missy West vs. Western Kentucky, 3-20-00
- 9 Abby Waner at Michigan State, 3-24-09
- 9 Jessica Foley vs. Northwestern State, 3-21-04

**Free Throws Made**

- 12 Alana Beard vs. Texas Tech, 3-21-03
- 11 Sheana Mosch vs. Western Kentucky, 3-20-00
- 11 Nicole Erickson vs. Old Dominion, 3-20-99
- 9 Chelsea Gray vs. Stanford, 3-26-12
- 9 Karima Christmas vs. DePaul, 3-27-11
- 9 Monique Currie vs. Southern, 3-19-06
- 9 Sheana Mosch vs. Texas, 3-23-02
- 9 Monique Currie vs. Texas Christian, 3-17-02

**Free Throws Attempted**

- 14 Karima Christmas vs. DePaul, 3-27-11
- 14 Alana Beard vs. Texas Tech, 3-31-03
- 11 Chante Black vs. Texas A&M, 3-20-08
- 11 Sheana Mosch vs. Western Kentucky, 3-20-00
- 11 Nicole Erickson vs. Old Dominion, 3-20-99
- 10 Chante Black vs. Arizona State, 3-25-08
- 10 Monique Currie vs. Southern, 3-19-06
- 10 Sheana Mosch vs. Texas, 3-23-02
- 10 Monique Currie vs. Texas Christian, 3-17-02

**Free Throw Percentage**

- 1.000 (11-11) Sheana Mosch vs. WKU, 3-20-00
- 1.000 (11-11) Nicole Erickson vs. ODU, 3-20-99
- 1.000 (9-9) Chelsea Gray vs. Stanford, 3-26-12
- 1.000 (8-8) Jasmine Thomas vs. SDSU, 3-27-10
- 1.000 (6-6) Tricia Liston vs. Samford, 3-18-12
- 1.000 (6-6) Haley Peters vs. Samford, 3-18-12
- 1.000 (6-6) Monique Currie vs. Georgia, 3-26-05
- 1.000 (6-6) Nicole Erickson vs. Cal, 3-21-98
- 1.000 (6-6) Ali Day vs. Alabama, 3-18-95 (3OT)

**Minimum six made free throws****Rebounds**

- 14 Carey Kauffman vs. Alabama, 3-18-95 (3OT)
- 13 Karima Christmas vs. Michigan St., 3-24-09
- 13 Chante Black vs. Arizona State, 3-25-08
- 13 Alison Bales vs. Connecticut, 6-28-06
- 13 Mistie Bass vs. Georgia, 3-26-05
- 13 Monique Currie vs. Norfolk State, 3-15-02
- 13 Tyish Hall vs. Alabama, 3-18-95 (3OT)

**Assists**

- 12 Chelsea Gray at Vanderbilt, 3-20-12
- 10 Katie Meier vs. Manhattan, 3-11-87
- 9 Wanisha Smith vs. Holy Cross, 3-18-07
- 9 Alana Beard vs. Northwestern State, 3-21-04
- 9 Hilary Howard vs. Middle Tenn. St., 3-14-98

**Steals**

- 8 Chelsea Gray vs. St. John's, 3-24-12
- 7 Bridgette Mitchell vs. San Diego St., 3-27-10
- 7 Alana Beard vs. UW-Milwaukee, 3-17-01
- 6 Keturah Jackson vs. San Diego St., 3-27-10
- 6 Alana Beard vs. Texas, 3-23-02
- 5 Haley Peters vs. Winthrop, 3-22-14
- 5 Jasmine Thomas vs. San Diego St., 3-27-10
- 5 Wanisha Smith vs. Georgia, 3-26-05
- 5 Alana Beard vs. South Carolina, 3-25-02

**Blocked Shots**

- 8 Alison Bales vs. Connecticut, 3-28-06
- 7 Elizabeth Williams vs. DePaul, 3-24-14
- 6 Alison Bales - four times - most recent vs. LSU, 4-2-06

**Minutes Played**

- 60 Jennifer Scanlon vs. Alabama, 3-18-95 (3OT)
- 57 Ali Day vs. Alabama, 3-18-95 (3OT)
- 56 Carey Kauffman vs. Alabama, 3-18-95 (3OT)
- 51 Kira Orr vs. Alabama, 3-18-95 (3OT)
- 40 five tied

**Career**

<u>Points</u>	<u>G</u>
1. 352 Alana Beard, 2001-04	17
2. 290 Monique Currie, 2002-06	19
3. 192 Jasmine Thomas, 2008-11	13
4. 186 Georgia Schweitzer, 1998-01	16
5. 185 Iciss Tillis, 2001-04	17
185 Tricia Liston, 2011-14	12
7. 171 Mistie Bass, 2003-06	19
8. 166 Alison Bales, 2004-07	15
9. 150 Haley Peters, 2011-14	12
10. 132 Chante Black, 2005-09	15

<u>Field Goals Made</u>	<u>G</u>
1. 130 Alana Beard, 2001-04	17
2. 94 Monique Currie, 2002-06	19
3. 73 Iciss Tillis, 2001-04	17
4. 70 Mistie Bass, 2003-06	19
5. 68 Jasmine Thomas, 2008-11	13
6. 64 Haley Peters, 2011-14	14
7. 63 Alison Bales, 2004-07	15
63 Georgia Schweitzer, 1998-01	16
63 Tricia Liston, 2011-14	14
10. 58 Tricia Liston, 2011-14	13

<u>Three-Point Field Goals Made</u>	<u>G</u>
1. 27 Vicki Krapohl, 2001-04	16
2. 25 Tricia Liston, 2011-14	14
3. 23 Abby Waner, 2006-09	13
4. 20 Jessica Foley, 2003-06	17
5. 19 Jasmine Thomas, 2008-11	13
19 Georgia Schweitzer, 1998-01	16
7. 14 Iciss Tillis, 2001-04	17
8. 13 Hilary Howard, 1996-99	14
9. 11 Monique Currie, 2002-06	19
11 Krista Gingrich, 1998-02	15

<u>Three-Point Field Goals Attempted</u>	<u>G</u>
1. 66 Abby Waner, 2006-09	13
2. 58 Georgia Schweitzer, 1998-01	16
3. 55 Jasmine Thomas, 2008-11	13
4. 53 Nicole Erickson, 1998-99	10
53 Tricia Liston, 2011-14	14
6. 51 Monique Currie, 2002-06	19
7. 50 Jessica Foley, 2003-06	17
8. 48 Iciss Tillis, 2001-04	17
9. 47 Vicki Krapohl, 2001-04	16
10. 44 Hilary Howard, 1996-99	14

<u>Free Throws Made</u>	<u>G</u>
1. 91 Monique Currie, 2002-06	19
2. 82 Alana Beard, 2001-04	17
3. 41 Georgia Schweitzer, 1998-01	16
4. 40 Alison Bales, 2004-07	15
5. 38 Sheana Mosch, 2000-03	16
6. 37 Jasmine Thomas, 2008-11	13
7. 36 Lauren Rice, 1996-00	15
8. 35 Lindsey Harding, 2003-07	18
9. 32 Karima Christmas, 2007-11	12
10. 31 Mistie Bass, 2003-06	19

<u>Free Throws Attempted</u>	<u>G</u>
1. 112 Monique Currie, 2002-06	19
2. 103 Alana Beard, 2001-04	17
3. 64 Georgia Schweitzer, 1998-01	16
4. 56 Alison Bales, 2004-07	15
5. 46 Karima Christmas, 2007-11	12
46 Lauren Rice, 1996-00	15
46 Lindsey Harding, 2003-07	18
46 Mistie Bass, 2003-06	19
9. 45 Sheana Mosch, 2000-03	16
10. 42 Jasmine Thomas, 2008-11	13

<u>Rebounds</u>	<u>G</u>
1. 123 Monique Currie, 2002-06	19
2. 119 Mistie Bass, 2003-06	19
3. 116 Chante Black, 2005-09	15
4. 109 Iciss Tillis, 2001-04	17
5. 103 Alana Beard, 2001-04	17
6. 97 Haley Peters, 2011-14	14
7. 96 Alison Bales, 2004-07	15
8. 81 Lindsey Harding, 2003-07	18
9. 75 Georgia Schweitzer, 1998-01	16
10. 73 Peppi Browne, 1997-00	12

<u>Assists</u>	<u>G</u>
1. 79 Lindsey Harding, 2003-07	18
2. 59 Monique Currie, 2002-06	19
3. 54 Alana Beard, 2001-04	17
4. 48 Wanisha Smith, 2005-08	16
5. 45 Jasmine Thomas, 2008-11	13
6. 40 Georgia Schweitzer, 1998-01	16
7. 34 Sheana Mosch, 2000-03	16
8. 33 Nicole Erickson, 1998-99	10
33 Alison Bales, 2004-07	15
10. 32 Chelsea Gray, 2010-14	8

<u>Steals</u>	<u>G</u>
1. 47 Alana Beard, 2001-04	17
2. 35 Lindsey Harding, 2003-07	18
3. 29 Iciss Tillis, 2001-04	17
4. 26 Chelsea Gray, 2010-14	8
26 Monique Currie, 2002-06	19
6. 25 Wanisha Smith, 2005-08	16
7. 24 Abby Waner, 2006-09	13
8. 23 Jasmine Thomas, 2008-11	13
9. 21 Georgia Schweitzer, 1998-01	16
10. 19 Hilary Howard, 1996-99	14

<u>Blocks</u>	<u>G</u>
1. 62 Alison Bales, 2004-07	15
2. <b>33 Elizabeth Williams, 2011-present</b>	<b>10</b>
3. 23 Alana Beard, 2001-04	17
4. 20 Chante Black, 2005-09	15
5. 19 Mistie Bass, 2003-06	19
6. 14 Iciss Tillis, 2001-04	17
7. 12 Krystal Thomas, 2008-11	13
8. 11 Michele Matyasovsky, 1999-03	16
9. 8 Bridgette Mitchell, 2006-10	11
8 Rochelle Parent, 1998-01	12

<u>Games Played</u>
1. 19 Mistie Bass, 2003-06
19 Monique Currie, 2002-06
3. 18 Lindsey Harding, 2003-07
4. 17 Jessica Foley, 2003-06
17 Alana Beard, 2001-04
17 Iciss Tillis, 2001-04
7. 16 Wanisha Smith, 2005-08
16 Vicki Krapohl, 2001-04
16 Sheana Mosch, 2000-03
16 Michele Matyasovsky, 1999-03
16 Rochelle Parent, 1998-01
16 Georgia Schweitzer, 1998-01

<u>Games Started</u>
1. 19 Monique Currie, 2002-06
2. 18 Lindsey Harding, 2003-07
3. 17 Alana Beard, 2001-04
4. 16 Wanisha Smith, 2005-08
5. 14 Mistie Bass, 2003-06
14 Iciss Tillis, 2001-04
14 Georgia Schweitzer, 1998-01
8. 13 Alison Bales, 2004-07
13 Michele Matyasovsky, 1999-03
10. 12 Haley Peters, 2011-14
11 Tricia Liston, 2011-14

[9/10] Duke 87, Winthrop 45

NCAA Tournament - First Round
March 22, 2014
Durham, N.C. (Cameron Indoor Stadium)

Boxscore table for Duke vs Winthrop, listing player stats (FG, 3FG, FT, REB, PF, TP, A, TO, B, S, Min) and team totals.

FG's (1st half: 6-29, 20.7%; 2nd half: 9-26, 34.6%)
3FG's (1st half: 3-11, 27.3%; 2nd half: 6-12, 50.0%)
FT's (1st half: 2-2, 100.0%; 2nd half: 4-5, 80.0%)

Boxscore table for Duke vs DePaul, listing player stats and team totals.

FG's (1st half: 17-31, 54.8%; 2nd half: 17-32, 53.1%)
3FG's (1st half: 2-7, 28.6%; 2nd half: 4-8, 50.0%)
FT's (1st half: 5-6, 83.3%; 2nd half: 8-11, 72.7%)

Officials: Joe Cunningham, Frank Steratore, Jennifer Rezac
Attendance: n/a • Technical Fouls: None.

Score by Periods table for Duke vs DePaul.

[9/10] Duke 65, [23/21] DePaul 74

NCAA Tournament - Second Round
March 24, 2014
Durham, N.C. (Cameron Indoor Stadium)

Boxscore table for Duke vs DePaul, listing player stats and team totals.

FG's (1st half: 10-33, 30.3%; 2nd half: 14-27, 51.9%)
3FG's (1st half: 5-17, 29.4%; 2nd half: 9-16, 56.3%)
FT's (1st half: 2-4, 50.0%; 2nd half: 10-13, 76.9%)

Boxscore table for Duke vs Notre Dame, listing player stats and team totals.

FG's (1st half: 10-23, 43.5%; 2nd half: 17-35, 48.6%)
3FG's (1st half: 2-3, 66.7%; 2nd half: 0-3, 0.0%)
FT's (1st half: 2-5, 40.0%; 2nd half: 7-14, 50.0%)

Officials: Denise Kantner, Joe Cunningham, Frank Steratore
Attendance: 2787 • Technical Fouls: None.

Score by Periods table for Duke vs DePaul.

[5/5] Duke 53, [24/25] Nebraska 45

NCAA Tournament - Regional Semifinal
March 31, 2013
Norfolk, Va. - Constant Center

Boxscore table for Duke vs Nebraska, listing player stats and team totals.

FG's (1st half: 8-33, 24.2%; 2nd half: 12-33, 36.4%)
3FG's (1st half: 2-13, 15.4%; 2nd half: 1-11, 9.1%)
FT's (1st half: 0-0, 0.0%; 2nd half: 2-2, 100.0%)

Boxscore table for Duke vs Oklahoma State, listing player stats and team totals.

FG's (1st half: 10-32, 31.3%; 2nd half: 11-32, 34.4%)
3FG's (1st half: 3-11, 27.3%; 2nd half: 1-5, 20.0%)
FT's (1st half: 0-0, 0.0%; 2nd half: 7-9, 77.8%)

Officials: Beverly Roberts, William Smith, Brian Hall, Sue Blauch <A>
Attendance: 5687 • Technical Fouls: None
NCAA Tournament Regional Semifinal

Score by Periods table for Duke vs Nebraska.

[5/5] Duke 68, Oklahoma State 59

NCAA Tournament - Second Round
March 26, 2013
Durham, N.C. - Cameron Indoor Stadium

Boxscore table for Duke vs Oklahoma State, listing player stats and team totals.

FG's (1st half: 14-30, 46.7%; 2nd half: 8-25, 32.0%)
3FG's (1st half: 4-10, 40.0%; 2nd half: 2-13, 15.4%)
FT's (1st half: 2-2, 100.0%; 2nd half: 7-7, 100.0%)

Boxscore table for Duke vs Hampton, listing player stats and team totals.

FG's (1st half: 9-30, 30.0%; 2nd half: 15-35, 42.9%)
3FG's (1st half: 2-11, 18.2%; 2nd half: 3-10, 30.0%)
FT's (1st half: 1-2, 50.0%; 2nd half: 14-18, 77.8%)

Officials: Beverly Roberts, Maj Forsberg, Rod Creech
Attendance: 2683 • Technical Fouls: None
NCAA Tournament Second Round

Score by Periods table for Duke vs Oklahoma State.

[2/2] Notre Dame 87, [5/5] Duke 76

NCAA Tournament - Regional Final
April 2, 2013
Norfolk, Va. - Constant Center

Boxscore table for Duke vs Notre Dame, listing player stats and team totals.

FG's (1st half: 14-28, 50.0%; 2nd half: 14-35, 40.0%)
3FG's (1st half: 2-4, 50.0%; 2nd half: 2-6, 33.3%)
FT's (1st half: 7-8, 87.5%; 2nd half: 9-15, 60.0%)

Boxscore table for Notre Dame vs Duke, listing player stats and team totals.

FG's (1st half: 11-34, 32.4%; 2nd half: 18-29, 62.1%)
3FG's (1st half: 4-9, 44.4%; 2nd half: 5-7, 71.4%)
FT's (1st half: 5-7, 71.4%; 2nd half: 15-23, 65.2%)

Officials: Tina Napier, Jack Jones, Tom Danaher
Attendance: 6606 • Technical Fouls: None
NCAA Tournament Regional Finals

Score by Periods table for Duke vs Notre Dame.

Score by Periods table for Notre Dame vs Duke.

[6/6] Duke 67, Hampton 51

NCAA Tournament - First Round
March 24, 2013
Durham, N.C. - Cameron Indoor Stadium

Boxscore table for Hampton vs Duke, listing player stats and team totals.

FG's (1st half: 7-33, 21.2%; 2nd half: 13-30, 43.3%)
3FG's (1st half: 1-9, 11.1%; 2nd half: 3-9, 33.3%)
FT's (1st half: 0-2, 0.0%; 2nd half: 7-9, 77.8%)

Boxscore table for Duke vs Hampton, listing player stats and team totals.

FG's (1st half: 13-32, 40.6%; 2nd half: 15-30, 50.0%)
3FG's (1st half: 2-6, 33.3%; 2nd half: 3-8, 37.5%)
FT's (1st half: 4-4, 100.0%; 2nd half: 2-4, 50.0%)

Officials: Wesley Dean, Maj Forsberg, Timothy Bryant
Attendance: 3804 • Technical Fouls: None
NCAA Tournament First Round

Score by Periods table for Hampton vs Duke.

[2/2] Stanford 81, [6/6] Duke 69

2012 NCAA Tournament - Regional Final
March 26, 2012
Save Mart Center - Fresno, California

Table with columns: DUKE, FG, 3FG, FT, REB, PF, TP, A TO, B S Min. Rows include individual player stats and team totals.

FG's (1st half: 11-27, 40.7; 2nd half: 16-38, 41.9)
3FG's (1st half: 1-4, 25.0; 2nd half: 1-10, 20.0)
FT's (1st half: 2-2, 100.0; 2nd half: 14-14, 100.0)

Table with columns: Stanford, FG, 3FG, FT, REB, PF, TP, A TO, B S Min. Rows include individual player stats and team totals.

FG's (1st half: 15-29, 51.7; 2nd half: 15-31, 48.4)
3FG's (1st half: 5-11, 45.5; 2nd half: 2-7, 28.6)
FT's (1st half: 5-6, 83.3; 2nd half: 9-14, 64.3)

Officials: Cynthia Brookes, Charles (Chu) Gonzalez, Bryan Brunette
Attendance: 5,179 • Technical Fouls: None

Score by Periods table with columns: 1st, 2nd, Total. Rows for Stanford and Duke.

[6/6] Duke 74, [14/21] St. John's 47

2012 NCAA Tournament - Regional Semifinal
March 24, 2012
Save Mart Center - Fresno, California

Table with columns: DUKE, FG, 3FG, FT, REB, PF, TP, A TO, B S Min. Rows include individual player stats and team totals.

FG's (1st half: 13-24, 54.2; 2nd half: 16-30, 53.3)
3FG's (1st half: 2-6, 33.3; 2nd half: 2-7, 28.6)
FT's (1st half: 8-10, 80.0; 2nd half: 4-6, 66.7)

Table with columns: St. John's, FG, 3FG, FT, REB, PF, TP, A TO, B S Min. Rows include individual player stats and team totals.

FG's (1st half: 11-27, 40.7; 2nd half: 9-31, 29.0)
3FG's (1st half: 1-4, 25.0; 2nd half: 1-8, 12.5)
FT's (1st half: 2-3, 66.7; 2nd half: 3-4, 75.0)

Officials: Felicia Grinter, Sue Blauch, Kyle Bacon
Attendance: 3,754 • Technical Fouls: None

Score by Periods table with columns: 1st, 2nd, Total. Rows for St. John's and Duke.

[6/6] Duke 96, [7/7] Vanderbilt 80

2012 NCAA Tournament - Second Round
March 20, 2012
Memorial Gym - Nashville, Tenn.

Table with columns: DUKE, FG, 3FG, FT, REB, PF, TP, A TO, B S Min. Rows include individual player stats and team totals.

FG's (1st half: 25-37, 67.6; 2nd half: 17-27, 63.0)
3FG's (1st half: 5-8, 62.5; 2nd half: 8-10, 80.0)
FT's (1st half: 1-2, 50.0; 2nd half: 4-5, 80.0)

Table with columns: Vanderbilt, FG, 3FG, FT, REB, PF, TP, A TO, B S Min. Rows include individual player stats and team totals.

FG's (1st half: 13-31, 41.9; 2nd half: 16-31, 51.6)
3FG's (1st half: 4-8, 50.0; 2nd half: 8-18, 44.4)
FT's (1st half: 2-2, 100.0; 2nd half: 8-13, 61.5)

Officials: Mark Zentz, Penny Davis, Troy Winders
Attendance: 2,080 • Technical Fouls: None

Score by Periods table with columns: 1st, 2nd, Total. Rows for Duke and Vanderbilt.

[6/6] Duke 82, Samford 47

2012 NCAA Tournament - First Round
March 18, 2012
Memorial Gym - Nashville, Tenn.

Table with columns: Samford, FG, 3FG, FT, REB, PF, TP, A TO, B S Min. Rows include individual player stats and team totals.

FG's (1st half: 7-25, 28.0; 2nd half: 10-25, 40.0)
3FG's (1st half: 4-14, 28.6; 2nd half: 3-11, 27.3)
FT's (1st half: 4-4, 100.0; 2nd half: 2-3, 66.7)

Table with columns: DUKE, FG, 3FG, FT, REB, PF, TP, A TO, B S Min. Rows include individual player stats and team totals.

FG's (1st half: 15-27, 55.6; 2nd half: 13-27, 48.1)
3FG's (1st half: 2-5, 40.0; 2nd half: 2-6, 33.3)
FT's (1st half: 8-9, 88.9; 2nd half: 14-16, 87.5)

Officials: Penny Davis, Lauren Holtkamp, Bonita Spence
Attendance: 4,054 • Technical Fouls: None

Score by Periods table with columns: 1st, 2nd, Total. Rows for Samford and Duke.

[1/1] Connecticut 75, [6/6] Duke 40

2011 NCAA Tournament - Regional Final
March 29, 2011
Liacouras Center - Philadelphia, Pa.

Table with columns: DUKE, FG, 3FG, FT, REB, PF, TP, A TO, B S Min. Rows include individual player stats and team totals.

FG's (1st half: 8-34, 23.5; 2nd half: 7-25, 28.0)
3FG's (1st half: 2-8, 25.0; 2nd half: 3-10, 30.0)
FT's (1st half: 2-3, 66.7; 2nd half: 3-4, 75.0)

Table with columns: Connecticut, FG, 3FG, FT, REB, PF, TP, A TO, B S Min. Rows include individual player stats and team totals.

FG's (1st half: 14-29, 48.3; 2nd half: 18-25, 72.0)
3FG's (1st half: 2-7, 28.6; 2nd half: 2-3, 66.7)
FT's (1st half: 0-0, 0.0; 2nd half: 7-10, 70.0)

Officials: Cynthia Brooks, Bonita Spence, Carla Fountain
Attendance: 4,319 • Technical Fouls: None

Score by Periods table with columns: 1st, 2nd, Total. Rows for Connecticut and Duke.

[6/6] Duke 70, [10/12] DePaul 63

2011 NCAA Tournament - Regional Semifinal
March 27, 2011
Liacouras Center - Philadelphia, Pa.

Table with columns: DePaul, FG, 3FG, FT, REB, PF, TP, A TO, B S Min. Rows include individual player stats and team totals.

FG's (1st half: 11-26, 42.3; 2nd half: 11-29, 37.9)
3FG's (1st half: 4-8, 50.0; 2nd half: 5-13, 38.5)
FT's (1st half: 2-2, 100.0; 2nd half: 8-12, 66.7)

Table with columns: DUKE, FG, 3FG, FT, REB, PF, TP, A TO, B S Min. Rows include individual player stats and team totals.

FG's (1st half: 16-35, 45.7; 2nd half: 8-27, 29.6)
3FG's (1st half: 1-7, 14.3; 2nd half: 0-3, 0.0)
FT's (1st half: 8-11, 72.7; 2nd half: 13-18, 72.2)

Officials: Sue Blauch, Kathleen Lynch, Ed Sidalsky
Attendance: 5,734 • Technical Fouls: None

Score by Periods table with columns: 1st, 2nd, Total. Rows for Duke and DePaul.



**[6/8] Duke 71, [19/17] Marist 66**

2011 NCAA Tournament - Second Round March 21, 2011 Cameron Indoor Stadium - Durham, N.C.												
Marist	FG	3FG	FT	REB	PF	TP	A	TO	B	S	Min	
Gang f	1-4	0-2	0-0	0-4-4	2	2	1	3	1	0	33	
Oliver c	6-12	1-5	1-2	0-3-3	2	14	2	3	0	0	30	
Caron g	2-6	2-4	0-0	0-4-4	2	6	5	5	0	2	32	
Yarde g	9-17	4-8	3-3	4-8-12	4	25	2	3	2	0	38	
Allenspach g	1-3	0-1	0-0	1-0-1	1	2	3	1	0	1	13	
Ockenden	2-4	2-4	0-0	0-0-0	0	6	2	1	0	0	15	
O'Connor	1-2	0-1	0-0	0-0-0	1	2	1	0	0	1	7	
Laterza	2-3	0-0	0-0	1-1-2	3	4	1	0	0	1	10	
Best	2-3	1-2	0-0	0-1-1	4	5	3	2	0	1	22	
TEAM				0-1-1							2	
<b>Totals</b>	<b>26-54</b>	<b>10-27</b>	<b>4-5</b>	<b>6-22-28</b>	<b>12</b>	<b>66</b>	<b>20</b>	<b>20</b>	<b>3</b>	<b>6</b>	<b>200</b>	
<b>Pct.</b>	<b>48.1</b>	<b>37.0</b>	<b>80.0</b>	<b>DB: 0</b>								

FG's (1st half: 12-27, 44.4; 2nd half: 14-27, 51.9)  
 3FG's (1st half: 5-16, 31.3; 2nd half: 5-11, 45.5)  
 FT's (1st half: 2-2, 100.0; 2nd half: 2-3, 66.7)

2011 NCAA Tournament - First Round March 19, 2011 Cameron Indoor Stadium - Durham, N.C.												
Duke	FG	3FG	FT	REB	PF	TP	A	TO	B	S	Min	
Christmas f	4-9	0-3	3-6	3-3-6	2	11	2	0	1	4	26	
Vernerey f	0-4	0-0	0-3	3-2-5	1	0	1	2	0	0	19	
K. Thomas c	4-7	0-0	2-2	6-2-8	0	10	2	1	0	0	23	
Selby g	2-5	0-2	0-1	2-0-2	1	4	1	2	0	2	19	
J. Thomas g	7-22	3-6	0-1	1-3-4	0	17	4	2	0	3	38	
Wells	0-0	0-0	0-0	0-0-0	1	0	1	1	0	0	7	
Gray	4-7	2-3	3-4	0-4-4	1	13	3	1	0	3	20	
Jackson	1-1	0-0	0-0	1-0-1	0	2	0	1	0	0	5	
Scheer	1-2	0-1	0-0	2-2-4	1	2	0	1	0	0	9	
Liston	0-1	0-1	0-2	1-2-3	0	0	0	1	0	0	6	
Peters	4-5	0-1	4-4	1-4-5	3	12	4	0	0	0	28	
TEAM				1-0-1							1	
<b>Totals</b>	<b>27-63</b>	<b>5-17</b>	<b>12-23</b>	<b>21-22-43</b>	<b>10</b>	<b>71</b>	<b>14</b>	<b>16</b>	<b>1</b>	<b>12</b>	<b>200</b>	
<b>Pct.</b>	<b>42.9</b>	<b>29.4</b>	<b>52.2</b>	<b>DB: 4.1</b>								

FG's (1st half: 11-34, 32.4; 2nd half: 16-20, 55.2)  
 3FG's (1st half: 2-12, 16.7; 2nd half: 3-5, 60.0)  
 FT's (1st half: 2-8, 25.0; 2nd half: 10-15, 66.7)

Officials: Eric Brewton, Bryan Brunette, Norma Jones  
 Attendance: 3,644 • Technical Fouls: None

Score by Periods	1st	2nd	Total
Marist	31	35	66
Duke	26	45	71

**[6/6] Duke 90, UT Martin 45**

2011 NCAA Tournament - First Round March 19, 2011 Cameron Indoor Stadium - Durham, N.C.												
UT Martin	FG	3FG	FT	REB	PF	TP	A	TO	B	S	Min	
Haislip f	1-4	1-3	0-0	1-4-5	1	3	1	1	0	0	34	
Weatherly f	0-1	0-1	1-2	0-4-4	1	1	0	2	0	0	28	
Hawn f	1-2	0-0	0-0	0-0-0	2	2	1	0	0	0	8	
Butler g	6-21	1-11	2-2	0-1-1	2	15	2	6	0	0	40	
Newsome g	2-7	0-0	5-7	0-2-2	3	9	3	9	0	1	38	
Minter	0-0	0-0	0-0	0-0-0	0	0	0	0	0	0	1	
Hall	3-4	2-2	2-2	1-2-3	1	10	1	2	0	0	26	
Swaim	0-0	0-0	0-0	0-0-0	0	0	0	0	0	0	2	
White	0-0	0-0	0-0	0-0-0	1	0	0	2	0	1	2	
Bryant	0-0	0-0	0-2	2-0-2	0	0	0	0	0	0	2	
Crawford	0-0	0-0	0-0	0-0-0	0	0	0	0	0	0	1	
Glenn	2-3	0-0	0-0	2-4-6	3	4	0	0	0	0	13	
Reedy	0-1	0-0	1-2	0-1-1	0	1	0	0	0	0	4	
TEAM				2-4-6							2	
<b>Totals</b>	<b>15-43</b>	<b>4-17</b>	<b>11-17</b>	<b>8-22-30</b>	<b>15</b>	<b>45</b>	<b>8</b>	<b>24</b>	<b>0</b>	<b>3</b>	<b>200</b>	
<b>Pct.</b>	<b>34.9</b>	<b>23.5</b>	<b>64.7</b>	<b>DB: 2</b>								

FG's (1st half: 10-24, 41.7; 2nd half: 5-19, 26.3)  
 3FG's (1st half: 3-10, 30.0; 2nd half: 1-7, 23.5)  
 FT's (1st half: 8-10, 80.0; 2nd half: 3-7, 42.9)

2011 NCAA Tournament - Second Round March 21, 2011 Cameron Indoor Stadium - Durham, N.C.												
Duke	FG	3FG	FT	REB	PF	TP	A	TO	B	S	Min	
Christmas f	3-5	0-1	2-3	4-3-7	2	8	2	2	0	0	18	
Vernerey f	4-7	0-0	0-0	1-3-4	2	8	0	0	0	1	15	
K. Thomas c	4-7	0-0	0-0	2-2-4	0	8	5	0	0	3	21	
Selby g	2-5	1-3	0-0	1-0-1	0	5	4	0	0	0	11	
J. Thomas g	7-13	3-6	1-2	0-1-1	2	18	5	1	0	2	28	
Wells	2-5	0-1	0-0	0-2-2	2	4	3	2	1	2	17	
Gray	5-8	1-3	0-0	0-1-1	1	11	2	0	0	3	20	
Jackson	1-3	0-0	3-6	2-5-7	2	5	2	0	0	3	19	
Scheer	1-4	0-3	2-2	1-3-4	2	4	2	0	0	0	14	
Liston	3-4	2-3	0-0	0-1-1	1	8	0	3	0	2	12	
Peters	5-8	0-0	1-1	2-2-4	1	11	0	0	0	0	25	
TEAM				1-1-2							1	
<b>Totals</b>	<b>37-69</b>	<b>7-20</b>	<b>9-14</b>	<b>14-24-38</b>	<b>15</b>	<b>90</b>	<b>25</b>	<b>8</b>	<b>1</b>	<b>16</b>	<b>200</b>	
<b>Pct.</b>	<b>53.6</b>	<b>35.0</b>	<b>64.3</b>	<b>DB: 1</b>								

FG's (1st half: 17-32, 53.1; 2nd half: 20-37, 54.1)  
 3FG's (1st half: 3-10, 30.0; 2nd half: 4-10, 40.0)  
 FT's (1st half: 4-6, 66.7; 2nd half: 5-8, 62.5)

Officials: Bryan Brunette, Karen Preato, Charlie Hurst  
 Attendance: 4,319 • Technical Fouls: None

Score by Periods	1st	2nd	Total
UT Martin	31	14	45
Duke	41	49	90

**[14/18] Baylor 51, [6/6] Duke 48**

2010 NCAA Tournament - Regional Final March 29, 2010 FedEx Forum - Memphis, Tenn.												
Duke	FG	3FG	FT	REB	PF	TP	A	TO	B	S	Min	
Mitchell f	3-8	0-0	0-0	3-2-5	4	6	1	1	0	0	21	
Cheek f	2-10	1-3	2-2	2-4-6	1	7	1	4	0	4	33	
K. Thomas c	2-7	0-0	0-2	1-4-5	5	4	2	0	1	0	26	
J. Thomas g	4-18	1-7	7-8	0-3-3	1	16	1	1	0	1	39	
Jackson g	1-8	1-2	0-0	3-2-5	2	3	1	0	0	0	27	
Selby	0-3	0-2	0-0	0-0-0	0	0	0	0	0	0	1	
Christmas	2-9	0-3	6-8	6-6-12	1	10	0	1	2	0	29	
Vernerey	1-2	0-0	0-0	1-4-5	2	2	1	3	1	0	15	
TEAM				3-4-7							1	
<b>Totals</b>	<b>15-65</b>	<b>3-17</b>	<b>15-20</b>	<b>19-29-48</b>	<b>16</b>	<b>48</b>	<b>7</b>	<b>11</b>	<b>4</b>	<b>6</b>	<b>200</b>	
<b>Pct.</b>	<b>23.1</b>	<b>17.6</b>	<b>75.0</b>	<b>DB: 1</b>								

FG's (1st half: 8-33, 24.2; 2nd half: 7-32, 21.9)  
 3FG's (1st half: 1-8, 12.5; 2nd half: 2-9, 22.2)  
 FT's (1st half: 9-12, 75.0; 2nd half: 6-8, 75.0)

2010 NCAA Tournament - Second Round March 27, 2010 FedEx Forum - Memphis, Tenn.												
Baylor	FG	3FG	FT	REB	PF	TP	A	TO	B	S	Min	
Washington f	1-3	0-0	2-2	0-2-2	1	4	0	0	0	0	11	
Medlock f	0-4	0-0	0-0	0-6-6	0	0	0	0	0	0	24	
Griner c	6-13	0-0	3-8	4-7-11	3	15	1	1	9	0	40	
Jones g	4-13	0-5	2-2	2-1-3	3	10	1	1	0	2	36	
Griffin g	3-5	1-1	0-0	0-8-8	4	7	4	5	0	0	35	
Hayden	1-5	0-2	5-6	1-1-2	3	7	1	3	0	2	21	
Madden	3-10	1-4	1-2	1-2-3	4	8	1	1	0	0	24	
Condrey	0-0	0-0	0-0	0-1-1	0	0	3	1	0	0	9	
Field	0-0	0-0	0-0	0-0-0	0	0	1	0	0	0	0+	
TEAM				0-6-6							0	
<b>Totals</b>	<b>18-53</b>	<b>2-12</b>	<b>13-20</b>	<b>8-34-42</b>	<b>18</b>	<b>51</b>	<b>12</b>	<b>12</b>	<b>9</b>	<b>4</b>	<b>200</b>	
<b>Pct.</b>	<b>34.0</b>	<b>16.7</b>	<b>65.0</b>	<b>DB: 5.1</b>								

FG's (1st half: 8-29, 27.6; 2nd half: 10-24, 41.7)  
 3FG's (1st half: 0-6, 0.0; 2nd half: 2-6, 33.3)  
 FT's (1st half: 5-8, 62.5; 2nd half: 8-12, 66.7)

Officials: Lisa Mattingly, Susan Blauch, Marianne Karp  
 Attendance: 3,263 • Technical Fouls: None

Score by Periods	1st	2nd	Total
Duke	26	22	48
Baylor	21	30	51

**[6/6] Duke 66, San Diego State 58**

2010 NCAA Tournament - Regional Semifinal March 27, 2010 FedEx Forum - Memphis, Tenn.												
Duke	FG	3FG	FT	REB	PF	TP	A	TO	B	S	Min	
Mitchell f	3-11	0-3	1-2	5-3-8	3	7	2	5	0	7	30	
Cheek f	6-15	0-2	2-2	3-3-6	1	14	1	5	0	2	35	
K. Thomas c	2-4	0-0	4-9	1-4-5	1	8	1	4	2	1	28	
J. Thomas g	10-19	1-3	8-8	2-3-5	0	29	6	4	0	5	33	
Jackson g	2-4	1-1	1-1	3-3-6	1	6	2	0	1	6	37	
Selby	0-0	0-0	0-0	0-0-0	0	0	0	0	0	0	9	
Christmas	0-0	0-0	0-0	0-2-2	4	0	0	3	0	1	16	
Scheer	0-0	0-0	0-0	0-0-0	0	0	0	0	0	0	1	
Rogers	0-0	0-0	0-0	0-0-0	0	0	0	1	0	0	1	
Vernerey	1-6	0-0	0-0	0-0-0	4	2	0	1	0	1	10	
TEAM				5-5-10							10	
<b>Totals</b>	<b>24-59</b>	<b>2-9</b>	<b>16-22</b>	<b>19-23-42</b>	<b>14</b>	<b>66</b>	<b>12</b>	<b>23</b>	<b>3</b>	<b>23</b>	<b>200</b>	
<b>Pct.</b>	<b>40.7</b>	<b>22.2</b>	<b>72.7</b>	<b>DB: 3</b>								

FG's (1st half: 15-31, 48.4; 2nd half: 9-28, 32.1)  
 3FG's (1st half: 2-7, 28.6; 2nd half: 0-2, 0.0)  
 FT's (1st half: 3-5, 60.0; 2nd half: 13-17, 76.5)

**Michigan State 63, [6/8] Duke 49**

2009 NCAA Tournament - Second Round  
March 24, 2009  
Breslin Center - East Lansing, Mich.

Michigan State	FG	3FG	FT	REB	PF	TP	A TO	B	S	Min
Jefferson	f 2-8	0-1	0-0	2-4-6	2	4	2 7	2	0	30
Johnson	f 1-5	0-2	5-6	1-11-12	2	7	2 1	1	2	28
DeHaan	c 3-8	0-0	0-0	1-2-3	0	6	1 1	4	0	22
Washington	g 3-10	1-4	0-0	3-1-4	2	7	2 1	1	2	31
Johnson	g 6-15	3-10	2-4	0-3-3	1	17	4 1	0	2	38
Keane	2-4	1-2	2-2	1-1-2	2	7	2 1	1	1	23
Aitch	6-9	0-1	3-5	5-1-6	3	15	0 1	2	0	18
TEAM				0-7-7						
<b>Totals</b>	<b>23-59</b>	<b>5-20</b>	<b>12-17</b>	<b>13-30-43</b>	<b>12</b>	<b>63</b>	<b>12 14</b>	<b>11</b>	<b>7</b>	<b>200</b>
<b>Pct.</b>	<b>39.0</b>	<b>25.0</b>	<b>70.6</b>	<b>DB: 1</b>						

FG's (1st half: 10-31, 32.3; 2nd half: 13-28, 46.4)  
3FG's (1st half: 4-13, 30.8; 2nd half: 1-7, 14.3)  
FT's (1st half: 1-2, 50.0; 2nd half: 11-15, 73.3)

DUKE	FG	3FG	FT	REB	PF	TP	A TO	B	S	Min
Mitchell	f 0-4	0-0	0-0	2-3-5	2	0	0 3	1	0	15
Gay	f 1-3	0-0	0-0	2-1-3	2	2	0 0	1	2	17
Black	c 2-7	0-1	0-2	3-5-8	3	4	1 2	1	0	31
Waner	g 3-11	2-9	0-0	0-1-1	1	8	3 0	0	1	22
J. Thomas	g 4-11	1-5	5-6	0-2-2	2	14	4 4	0	1	33
Christmas	4-10	3-4	2-4	5-8-13	4	13	2 1	1	2	24
Cheek	4-14	0-1	0-0	7-3-10	3	8	0 3	1	2	26
Scheer	0-1	0-1	0-0	1-0-1	0	0	0 0	0	0	1
Jackson	0-6	0-0	0-0	1-2-3	1	0	0 1	0	1	24
K. Thomas	0-0	0-0	0-0	0-0-0	0	0	0 1	0	0	7
TEAM				1-2-3						
<b>Totals</b>	<b>18-67</b>	<b>6-21</b>	<b>7-12</b>	<b>22-27-49</b>	<b>18</b>	<b>49</b>	<b>10 16</b>	<b>5</b>	<b>9</b>	<b>200</b>
<b>Pct.</b>	<b>26.9</b>	<b>28.6</b>	<b>58.3</b>	<b>DB: 3</b>						

FG's (1st half: 8-30, 26.7; 2nd half: 10-37, 27.0)  
3FG's (1st half: 2-8, 25.0; 2nd half: 4-13, 30.8)  
FT's (1st half: 2-4, 50.0; 2nd half: 5-8, 62.5)

Officials: Amy Bonner, Bob Trammel, Sue Blauch  
Attendance: 5,179 • Technical Fouls: None

Score by Period	1st	2nd	Total
Michigan State	25	38	63
Duke	20	29	49

**[6/8] Duke 83, Austin Peay 42**

2009 NCAA Tournament - First Round  
March 22, 2009  
Breslin Center - East Lansing, Mich.

Austin Peay	FG	3FG	FT	REB	PF	TP	A TO	B	S	Min
Hanley	f 1-5	0-3	0-0	0-4-4	0	2	1 1	0	1	26
Faulkner	f 1-7	1-4	0-0	1-0-1	0	3	1 4	1	1	25
Thomas	c 1-8	0-2	4-4	1-2-3	1	6	0 3	0	0	27
Herring	g 0-11	0-4	0-0	1-2-3	2	0	2 2	0	2	23
Jamen	g 5-12	0-0	0-1	4-2-6	4	10	0 2	0	0	34
Rayner	0-4	0-1	1-3	5-1-6	3	1	0 0	0	0	13
Richardson	1-1	1-1	0-0	0-1-1	0	3	0 2	0	0	6
Warner	0-1	0-0	0-0	0-0-0	2	0	0 0	0	1	8
Bivens	0-0	0-0	0-0	0-0-0	1	0	0 0	0	0	4
Jones	1-1	0-0	0-1	0-0-0	0	2	0 0	0	0	5
Pollock	4-8	1-2	4-5	0-2-2	4	13	3 6	0	2	26
Talley	0-0	0-0	2-2	0-2-2	0	2	0 0	0	0	3
TEAM				5-6-11						
<b>Totals</b>	<b>14-58</b>	<b>3-17</b>	<b>11-16</b>	<b>17-22-39</b>	<b>17</b>	<b>42</b>	<b>7 22</b>	<b>1</b>	<b>7</b>	<b>200</b>
<b>Pct.</b>	<b>24.1</b>	<b>17.6</b>	<b>68.8</b>	<b>DB: 0</b>						

FG's (1st half: 7-29, 24.1; 2nd half: 7-29, 24.1)  
3FG's (1st half: 2-8, 25.0; 2nd half: 1-9, 11.1)  
FT's (1st half: 3-7, 42.9; 2nd half: 8-9, 88.9)

DUKE	FG	3FG	FT	REB	PF	TP	A TO	B	S	Min
Mitchell	f 2-7	0-1	0-0	3-1-4	3	4	2 2	3	2	27
Gay	f 4-7	0-0	0-1	0-2-2	3	8	0 0	0	1	15
Black	c 5-10	0-0	4-4	1-7-8	1	14	1 1	2	1	21
J. Thomas	g 3-9	1-4	0-0	0-1-1	1	7	2 1	0	1	19
Christmas	3-4	1-2	0-0	2-3-5	2	7	1 3	0	1	18
Hopkins	2-2	0-0	2-2	0-1-1	0	6	2 1	0	2	12
Selby	2-4	1-2	0-1	0-1-1	1	5	2 0	1	2	20
Cheek	4-5	0-0	4-5	2-2-4	2	12	2 0	1	1	19
Scheer	3-7	2-4	0-0	0-1-1	2	8	1 3	1	1	12
K. Thomas	4-7	0-0	2-3	3-6-9	1	10	0 2	4	0	20
TEAM				3-6-9						
<b>Totals</b>	<b>32-65</b>	<b>5-13</b>	<b>14-18</b>	<b>15-33-48</b>	<b>19</b>	<b>83</b>	<b>13 15</b>	<b>11</b>	<b>13</b>	<b>200</b>
<b>Pct.</b>	<b>49.2</b>	<b>38.5</b>	<b>77.8</b>	<b>DB: 0</b>						

FG's (1st half: 15-32, 46.9; 2nd half: 17-33, 51.5)  
3FG's (1st half: 2-7, 28.6; 2nd half: 3-6, 50.0)  
FT's (1st half: 8-10, 80.0; 2nd half: 6-8, 75.0)

Officials: Sue Blanch, Joanne Aldrich, Ed Novak  
Attendance: 3,983 • Technical Fouls: None

Score by Period	1st	2nd	Total
Austin Peay	19	23	42
Duke	40	43	83

**[8/9] Texas A&M 77, (9/10) Duke 63**

2008 NCAA Tournament - Regional Semifinal  
March 30, 2008  
Ford Center - Oklahoma City, Okla.

DUKE	FG	3FG	FT	REB	PF	TP	A TO	B	S	Min
Cheek	f 1-4	0-0	1-4	2-1-3	5	3	0 5	0	0	27
Black	c 5-7	0-0	7-11	5-7-12	1	17	0 2	2	1	35
A. Waner	g 5-16	2-9	3-4	0-7-7	3	15	1 5	1	4	36
J. Thomas	g 1-7	1-2	0-0	1-4-5	3	3	3 2	0	0	26
Smith	g 2-10	0-3	7-8	1-1-2	1	11	4 2	0	1	35
Mitchell	0-0	0-0	0-0	0-0-0	1	0	0 0	0	0	2
Mitch	0-1	0-1	0-0	0-0-0	0	0	0 0	0	0	1
Gay	2-2	0-0	0-0	0-0-0	5	4	0 3	0	0	13
Jackson	4-6	0-0	2-3	0-7-7	4	10	2 0	1	2	23
K. Thomas	0-0	0-0	0-0	0-0-0	0	0	0 0	0	0	2
TEAM				2-2-4						
<b>Totals</b>	<b>20-53</b>	<b>3-15</b>	<b>20-30</b>	<b>11-29-40</b>	<b>23</b>	<b>63</b>	<b>10 19</b>	<b>4</b>	<b>8</b>	<b>200</b>
<b>Pct.</b>	<b>37.7</b>	<b>20.0</b>	<b>66.7</b>	<b>DB: 6</b>						

FG's (1st half: 11-23, 47.8; 2nd half: 9-30, 30.0)  
3FG's (1st half: 0-3, 0.0; 2nd half: 3-12, 25.0)  
FT's (1st half: 3-8, 37.5; 2nd half: 17-22, 77.3)

Texas A&M	FG	3FG	FT	REB	PF	TP	A TO	B	S	Min
Reado	f 5-7	0-0	7-10	5-3-8	1	17	1 2	2	0	33
Micheaux	c 2-5	0-0	0-0	1-4-5	5	4	0 0	1	0	17
Starks	g 5-18	2-8	3-6	0-2-2	2	15	2 4	0	4	39
Franklin	g 3-11	3-6	4-5	0-5-5	3	13	6 2	0	1	37
Gant	g 4-7	0-0	0-0	1-4-5	1	8	3 0	0	2	20
Buchanan	0-1	0-0	0-0	0-0-0	3	0	1 0	0	1	17
Atunrase	4-11	1-1	4-4	4-3-7	2	13	3 2	1	1	31
Colson	2-2	1-1	2-4	0-0-0	2	7	0 1	0	0	6
TEAM				3-5-8						
<b>Totals</b>	<b>25-62</b>	<b>7-16</b>	<b>20-29</b>	<b>14-26-40</b>	<b>19</b>	<b>77</b>	<b>16 11</b>	<b>4</b>	<b>9</b>	<b>200</b>
<b>Pct.</b>	<b>40.3</b>	<b>43.8</b>	<b>69.0</b>	<b>DB: 3</b>						

FG's (1st half: 12-34, 35.3; 2nd half: 13-28, 46.4)  
3FG's (1st half: 4-8, 50.0; 2nd half: 3-8, 37.5)  
FT's (1st half: 1-2, 50.0; 2nd half: 19-27, 70.4)

Officials: Wesley Dean, Roy Gulbeyan, Laura Morris  
Attendance: 10,032 • Technical Fouls: None

Score by Period	1st	2nd	Total
Duke	25	38	63
Texas A&M	29	48	77

**[9/10] Duke 67, Arizona State 59**

2008 NCAA Tournament - Second Round  
March 25, 2008  
Comcast Center - College Park, Md.

Arizona State	FG	3FG	FT	REB	PF	TP	A TO	B	S	Min
Lacey	f 6-12	0-1	1-2	4-1-5	0	13	0 0	0	1	27
Dosty	c 3-8	0-0	3-3	1-6-7	5	9	0 1	1	1	25
Pariseau	g 0-3	0-2	1-4	1-0-1	1	1	2 1	0	1	24
January	g 4-6	1-3	8-8	2-2-4	4	17	3 4	0	0	30
Noe	g 1-5	0-2	2-2	1-3-4	4	4	2 4	0	2	28
Simon	4-13	1-5	2-2	0-0-0	1	11	2 4	0	0	25
Engelbrecht	0-1	0-0	0-0	0-2-2	0	0	0 1	0	0	13
Murphy	0-2	0-0	0-0	2-4-6	2	0	1 0	0	0	12
Thompson	2-2	0-0	0-0	0-1-1	4	4	0 1	0	0	12
Tobin	0-0	0-0	0-0	0-0-0	0	0	0 0	0	0	4
TEAM				1-0-1						
<b>Totals</b>	<b>20-52</b>	<b>2-13</b>	<b>17-21</b>	<b>12-19-31</b>	<b>21</b>	<b>59</b>	<b>10 16</b>	<b>1</b>	<b>5</b>	<b>200</b>
<b>Pct.</b>	<b>38.5</b>	<b>15.4</b>	<b>81.0</b>	<b>DB: 1</b>						

FG's (1st half: 11-25, 44.0; 2nd half: 9-27, 33.3)  
3FG's (1st half: 1-5, 20.0; 2nd half: 1-8, 12.5)  
FT's (1st half: 1-4, 25.0; 2nd half: 16-17, 94.1)

DUKE	FG	3FG	FT	REB	PF	TP	A TO	B	S	Min
------	----	-----	----	-----	----	----	------	---	---	-----

[1/1] Duke 62, Temple 52

2007 NCAA Tournament - Second Round  
March 20, 2007  
RBC Center - Raleigh, N.C.

Temple	FG	3FG	FT	REB	PF	TP	A	TO	B	S	Min
Landry f	0-2	0-0	0-0	2-1-3	5	0	0	1	0	1	26
Hairston f	7-20	0-3	2-2	5-5-10	2	16	2	3	1	4	38
Comfort c	6-11	0-1	0-1	2-7-9	2	12	0	4	1	1	39
Eaddy g	1-7	0-1	0-0	2-4-6	0	2	2	0	0	1	30
Maddox g	6-13	0-1	6-6	0-0-0	2	18	1	6	0	3	38
Morris	0-0	0-0	0-0	0-1-1	1	0	1	2	0	0	14
Stone	2-2	0-0	0-0	1-2-3	1	4	0	2	0	0	13
Pittman	0-1	0-0	0-0	0-0-0	0	0	0	0	0	0	2
TEAM	1-1-2										
<b>Totals</b>	<b>22-56</b>	<b>0-6</b>	<b>8-9</b>	<b>13-21-34</b>	<b>13</b>	<b>52</b>	<b>6</b>	<b>19</b>	<b>2</b>	<b>10</b>	<b>200</b>
<b>Pct.</b>	<b>39.3</b>	<b>0.0</b>	<b>88.9</b>	<b>DB: 0</b>							

FG's (1st half: 13-29, 44.8; 2nd half: 9-27, 33.3)  
3FG's (1st half: 0-4, 0.0; 2nd half: 0-2, 0.0)  
FT's (1st half: 0-0, 0.0; 2nd half: 8-9, 88.9)

DUKE	FG	3FG	FT	REB	PF	TP	A	TO	B	S	Min
Gay f	5-7	0-0	3-4	5-5-10	2	13	1	4	0	1	31
Bales c	2-9	0-0	0-1	2-4-6	1	4	1	0	2	1	31
A. Waner g	3-5	1-1	1-2	1-1-2	4	8	2	0	1	2	20
Harding g	8-16	1-2	1-1	2-1-3	0	18	4	6	0	2	39
Smith g	4-11	2-3	5-7	4-3-7	1	15	3	5	0	4	31
E. Waner	0-0	0-0	0-0	0-1-1	0	0	0	0	0	0	6
Mitchell	0-0	0-0	0-0	0-0-0	0	0	0	0	0	0	7
Cheek	2-5	0-1	0-0	0-3-3	2	4	2	0	0	0	22
Mitch	0-2	0-2	0-0	0-1-1	1	4	0	2	0	0	13
TEAM	1-3-4										
<b>Totals</b>	<b>24-55</b>	<b>4-9</b>	<b>10-15</b>	<b>15-22-37</b>	<b>11</b>	<b>62</b>	<b>13</b>	<b>17</b>	<b>3</b>	<b>10</b>	<b>200</b>
<b>Pct.</b>	<b>43.6</b>	<b>44.4</b>	<b>66.7</b>	<b>DB: 0</b>							

FG's (1st half: 16-31, 51.6; 2nd half: 8-24, 33.3)  
3FG's (1st half: 2-5, 40.0; 2nd half: 2-4, 50.0)  
FT's (1st half: 3-3, 100.0; 2nd half: 7-12, 58.3)

Officials: June Courteau, Bonita Spence, Randy Campbell  
Attendance: 5,227 • Technical Fouls: None

Score by Period	1st	2nd	Total
Temple	26	26	52
Duke	37	25	62

[1/1] Duke 81, Holy Cross 44

2007 NCAA Tournament - First Round  
March 18, 2007  
RBC Center - Raleigh, N.C.

Holy Cross	FG	3FG	FT	REB	PF	TP	A	TO	B	S	Min
McFadden f	2-8	2-5	0-0	0-2-2	2	6	7	9	0	1	39
Keil f	2-8	2-5	1-2	0-5-5	2	7	2	2	0	1	35
Foley c	4-10	0-0	0-0	0-3-3	5	8	1	3	1	0	31
McLaughlin g	2-3	0-1	0-0	0-4-4	1	4	2	1	0	1	37
O.Dell g	7-13	4-6	1-1	0-2-2	1	19	3	5	0	1	38
Cushnie	0-1	0-1	0-0	0-0-0	1	0	0	0	0	0	7
Carper	0-0	0-0	0-0	0-0-0	0	0	0	0	0	0	1
Murrihue	0-1	0-1	0-0	0-0-0	0	0	0	0	0	0	2
Brennan-Mcbride	0-1	0-0	0-0	0-0-0	0	0	0	0	0	0	2
Gruzynski	0-0	0-0	0-0	0-2-2	1	0	0	0	0	0	8
TEAM	4-0-4										
<b>Totals</b>	<b>17-45</b>	<b>8-19</b>	<b>2-3</b>	<b>4-18-22</b>	<b>13</b>	<b>44</b>	<b>15</b>	<b>22</b>	<b>1</b>	<b>4</b>	<b>200</b>
<b>Pct.</b>	<b>37.8</b>	<b>42.1</b>	<b>66.7</b>	<b>DB: 1</b>							

FG's (1st half: 9-23, 39.1; 2nd half: 8-22, 36.4)  
3FG's (1st half: 4-10, 40.0; 2nd half: 4-9, 44.4)  
FT's (1st half: 0-0, 0.0; 2nd half: 2-3, 66.7)

DUKE	FG	3FG	FT	REB	PF	TP	A	TO	B	S	Min
Gay f	5-6	0-0	0-0	3-0-3	3	10	0	3	1	3	22
Bales c	4-6	0-0	5-8	3-5-8	2	13	3	3	0	0	28
A. Waner g	9-15	6-8	2-2	1-2-3	1	26	1	1	4	4	26
Harding g	2-8	1-4	2-4	1-0-1	2	7	1	0	0	3	22
Smith g	1-4	1-1	0-0	1-5-6	2	3	9	3	0	1	26
E. Waner	2-4	0-2	0-0	0-0-0	0	4	1	0	0	0	22
Mitchell	2-2	0-0	0-0	1-4-5	0	4	1	0	1	1	13
Cheek	5-8	0-0	0-0	0-3-3	2	10	1	1	0	1	17
Mitch	1-4	0-2	0-1	0-1-1	1	2	2	0	0	0	16
Jackson	1-2	0-0	0-1	2-1-3	2	2	1	1	0	0	8
TEAM	2-3-5										
<b>Totals</b>	<b>32-59</b>	<b>8-17</b>	<b>9-16</b>	<b>14-24-38</b>	<b>15</b>	<b>81</b>	<b>20</b>	<b>12</b>	<b>8</b>	<b>15</b>	<b>200</b>
<b>Pct.</b>	<b>54.2</b>	<b>47.1</b>	<b>56.3</b>	<b>DB: 2</b>							

FG's (1st half: 16-33, 48.5; 2nd half: 16-26, 61.5)  
3FG's (1st half: 7-15, 46.7; 2nd half: 1-2, 50.0)  
FT's (1st half: 2-4, 50.0; 2nd half: 7-12, 58.3)

Officials: Randy Campbell, Doug Knight, Michol Murray  
Attendance: 4,226 • Technical Fouls: None

Score by Period	1st	2nd	Total
Holy Cross	22	22	44
Duke	41	40	81

[3/3] Maryland 78, [4/4] Duke 75

2006 NCAA Tournament - Championship Game  
April 4, 2006  
TD Banknorth Garden - Boston, Mass.

Maryland	FG	3FG	FT	REB	PF	TP	A	TO	B	S	Min
Harper f	6-14	0-0	4-6	4-3-7	4	16	0	2	0	0	37
Coleman f	4-12	0-2	2-2	1-13-14	2	10	2	3	0	1	36
Langhorne c	4-6	0-0	4-6	2-5-7	4	12	4	0	0	2	38
Toivler g	6-18	2-6	2-2	1-2-3	2	16	4	3	0	2	43
Doron g	4-9	2-4	6-6	0-3-3	4	16	1	4	0	4	36
Newman	1-3	1-2	1-2	0-0-0	3	4	0	2	0	1	17
Carr	0-0	0-0	0-0	1-0-1	0	0	0	0	0	0	3
Perry	2-3	0-0	0-0	0-2-2	1	4	0	2	0	0	15
TEAM	1-4-5										
<b>Totals</b>	<b>27-65</b>	<b>5-14</b>	<b>19-24</b>	<b>10-32-42</b>	<b>20</b>	<b>78</b>	<b>11</b>	<b>16</b>	<b>0</b>	<b>10</b>	<b>225</b>
<b>Pct.</b>	<b>41.5</b>	<b>35.7</b>	<b>79.2</b>	<b>DB: 4</b>							

FG's (1st half: 10-31, 32.3; 2nd half: 16-30, 53.3; OT: 1-4, 25.0)  
3FG's (1st half: 3-10, 30.0; 2nd half: 2-4, 50.0; OT: 0-0, 0.0)  
FT's (1st half: 5-6, 83.3; 2nd half: 8-12, 66.7; OT: 6-6, 100.0)

DUKE	FG	3FG	FT	REB	PF	TP	A	TO	B	S	Min
Williams f	1-8	0-0	1-3	0-3-3	3	3	3	2	2	1	36
Currie f	7-16	0-1	8-9	3-3-6	4	22	4	4	0	2	37
Bales c	7-11	0-0	5-6	3-9-12	4	19	1	0	3	1	41
Harding g	6-14	0-1	4-5	0-3-3	5	16	1	4	0	4	38
Smith g	0-2	0-1	0-0	1-3-4	1	0	0	2	0	1	8
A. Waner	1-6	1-3	2-3	3-1-4	1	5	4	3	0	2	37
Black	0-2	0-0	0-0	0-3-3	3	0	1	0	0	0	13
Foley	3-6	2-5	2-2	1-0-1	0	10	0	1	0	0	15
TEAM	1-4-5										
<b>Totals</b>	<b>25-65</b>	<b>3-11</b>	<b>22-28</b>	<b>12-29-41</b>	<b>21</b>	<b>75</b>	<b>14</b>	<b>16</b>	<b>5</b>	<b>11</b>	<b>225</b>
<b>Pct.</b>	<b>38.5</b>	<b>27.3</b>	<b>78.6</b>	<b>DB: 2</b>							

FG's (1st half: 13-34, 38.2; 2nd half: 10-25, 40.0; OT: 2-6, 33.3)  
3FG's (1st half: 2-6, 33.3; 2nd half: 1-4, 25.0; OT: 0-1, 0.0)  
FT's (1st half: 10-13, 76.9; 2nd half: 11-13, 84.6; OT: 1-2, 50.0)

Officials: Lisa Mattingly, Bob Trammell, Tina Napier  
Attendance: 18,642 • Technical Fouls: None

Score by Period	1st	2nd	OT	Total
Maryland	28	42	8	78
Duke	38	32	5	75

[4/4] Duke 64, [5/5] LSU 45

2006 NCAA Tournament - Final Four  
April 2, 2006  
TD Banknorth Garden - Boston, Mass.

LSU	FG	3FG	FT	REB	PF	TP	A	TO	B	S	Min
Augustus f	6-18	1-3	1-2	1-2-3	2	14	0	3	1	0	40
Thomas f	0-6	0-0	0-0	2-2-4	3	0	0	0	2	1	14
Fowles c	3-8	0-0	2-4	3-10-13	2	8	0	3	1	3	40
White g	1-5	0-0	1-2	1-4-5	3	3	2	3	0	1	28
Hoston g	2-13	0-5	4-4	1-2-3	4	8	2	1	0	1	40
LeBlanc	1-3	0-0	0-0	1-0-1	0	2	2	0	0	0	12
Williams	5-9	0-1	0-0	1-2-3	1	10	2	3	0	1	26
TEAM	4-2-6										
<b>Totals</b>	<b>18-62</b>	<b>1-9</b>	<b>8-12</b>	<b>14-24-38</b>	<b>15</b>	<b>45</b>	<b>8</b>	<b>13</b>	<b>2</b>	<b>8</b>	<b>200</b>
<b>Pct.</b>	<b>29.0</b>	<b>11.1</b>	<b>66.7</b>	<b>DB: 3</b>							

FG's (1st half: 6-25, 24.0; 2nd half: 12-37, 32.4)  
3FG's (1st half: 0-3, 0.0; 2nd half: 1-6, 16.7)  
FT's (1st half: 3-4, 75.0; 2nd half: 5-8, 62.5)

DUKE	FG	3FG	FT	REB	PF	TP	A	TO	B	S	Min
Williams f	7-9	0-0	0-0	2-7-9	1	14	1	1	0	1	29
Currie f	6-11	0-0	1-2	0-4-4	1	13	1	1	0	2	34
Bales c	3-9	0-0	1-2	1-4-5	1	7	4	0	6	2	31
Harding g	4-11	0-0	2-3	0-6-6	1	10	5	3	1	1	36
Smith g	0-0	0-0	0-0	0-3-3	1	0	3	2	0	0	17
E. Waner	0-0	0-0	0-0	0-0-0	0	0	0	0	0	0	1
Kurz	0-0	0-0	0-0								

[4/4] Duke 85, Southern California 51

2006 NCAA Tournament - Second Round  
March 21, 2006  
Constant Center - Norfolk, Va.

Southern Cal.	FG	3FG	FT	REB	PF	TP	A	TO	B	S	Min
Jaskowiak f	1-5	0-1	0-0	0-0-0	4	2	1	1	0	1	27
Kerr f	6-16	0-1	1-3	1-5-6	3	13	1	1	2	32	
LeNoir g	3-10	0-4	0-0	0-0-0	3	6	5	4	0	3	29
Gnekow g	1-5	1-3	2-2	1-4-5	1	5	1	1	1	33	
Murphy g	5-15	1-6	4-4	3-7-10	2	15	3	5	1	3	36
Hagiya	1-7	0-4	3-5	1-2-3	2	5	1	4	0	3	31
Travers	0-0	0-0	0-0	0-1-1	0	0	0	0	0	0	2
Parker	2-4	1-1	0-0	0-0-0	3	5	0	0	1	1	10
TEAM				1-2-3							
Totals	19-62	3-20	10-14	7-21-28	18	51	12	17	4	14	200
Pct.	30.6	15.0	71.4	DB: 0.2							

FG's (1st half: 7-25, 28.0; 2nd half: 12-37, 32.4)  
3FG's (1st half: 0-6, 0.0; 2nd half: 3-14, 21.4)  
FT's (1st half: 8-9, 88.9; 2nd half: 2-5, 40.0)

DUKE	FG	3FG	FT	REB	PF	TP	A	TO	B	S	Min
Williams f	3-5	0-0	3-4	4-4-8	1	9	1	4	0	1	21
Currie f	4-13	1-5	5-5	2-7-9	3	14	4	0	2	0	29
Bales c	8-9	0-0	67	2-7-9	2	22	1	6	2	26	
Harding g	2-4	0-1	0-1	1-5-6	0	4	6	2	0	2	25
Smith g	2-8	0-1	2-2	5-1-6	2	6	4	0	1	1	18
E. Waner	1-3	1-3	0-0	0-0-0	1	3	0	0	1	4	
Kurz	2-4	2-3	0-0	0-1-1	1	6	0	0	1	8	
A. Waner	3-7	2-6	1-2	1-3-4	3	9	1	6	0	1	17
Black	2-7	0-0	0-2	1-4-6	3	4	1	3	1	20	
Foley	3-6	2-3	0-0	0-2-2	1	8	4	1	0	0	21
Gay	0-1	0-0	0-0	1-2-3	0	0	0	0	1	1	11
TEAM				2-3-5							
Totals	30-67	8-22	17-23	20-39-59	17	85	22	21	10	11	200
Pct.	44.8	36.4	73.9	DB: 0.1							

FG's (1st half: 14-32, 43.8; 2nd half: 16-35, 45.7)  
3FG's (1st half: 3-9, 33.3; 2nd half: 5-13, 38.5)  
FT's (1st half: 8-10, 80.0; 2nd half: 9-13, 69.2)

Officials: June Corteau, Kathy Lynch, Felicia Grinter, Ray Bomeila - AR  
Attendance: 6,031 • Technical Fouls: None

Score by Periods	1st	2nd	Total
Southern California	22	29	51
Duke	39	46	85

[4/4] Duke 96, Southern 27

2006 NCAA Tournament - First Round  
March 19, 2006  
Constant Center - Norfolk, Va.

Southern	FG	3FG	FT	REB	PF	TP	A	TO	B	S	Min
Johnson f	0-5	0-3	0-0	0-1-1	2	0	0	3	1	1	24
Huggins f	0-6	0-0	0-0	1-3-4	4	0	1	3	1	1	28
Lewis c	2-8	0-0	0-0	1-3-4	4	4	0	2	1	0	25
Shiggs g	2-4	0-2	1-1	0-0-0	3	5	0	2	0	0	17
Monroe g	2-7	1-2	0-3	2-0-2	2	5	1	6	0	0	14
Jones	2-6	0-0	3-3	3-3-6	3	7	3	6	0	2	34
Bush	0-0	0-0	0-0	0-0-0	0	0	0	0	0	0	1
Berard	0-3	0-3	0-0	0-0-0	0	0	0	1	0	1	4
Hill	0-1	0-0	0-0	0-0-0	0	0	0	0	0	0	4
Blake	0-2	0-1	0-0	0-1-1	2	0	0	1	0	0	9
Jackson	1-3	0-1	0-0	0-2-2	1	2	0	0	1	0	7
McLemore	0-1	0-0	0-0	1-1-2	0	4	0	1	0	2	18
Blake	2-10	0-1	0-0	1-1-2	0	4	0	1	0	2	18
Antoine	0-0	0-0	0-0	0-0-0	0	0	0	0	0	0	1
Jones	0-4	0-0	0-0	0-1-1	0	0	0	1	0	0	11
TEAM				2-3-5							
Totals	11-60	1-13	4-7	10-18-28	2	127	6	26	4	7	200
Pct.	18.3	7.7	57.1	DB: 0.2							

FG's (1st half: 7-29, 24.1; 2nd half: 4-31, 12.9)  
3FG's (1st half: 1-2, 50.0; 2nd half: 0-11, 0.0)  
FT's (1st half: 1-4, 25.0; 2nd half: 3-3, 100.0)

DUKE	FG	3FG	FT	REB	PF	TP	A	TO	B	S	Min
Williams f	4-7	0-0	2-2	2-5-7	2	10	1	3	2	2	22
Currie f	5-9	0-1	9-10	2-6-8	3	19	3	1	0	1	19
Bales c	4-6	0-0	0-0	5-2-7	0	8	2	0	2	1	16
Harding g	5-8	2-2	6-7	2-3-5	1	18	3	0	0	1	25
Smith g	4-12	0-0	2-2	1-4-5	0	10	3	3	1	3	23
E. Waner	1-3	1-2	0-0	0-0-0	1	3	1	2	0	1	13
Kurz	2-2	1-1	0-0	0-4-4	1	5	0	0	1	2	13
A. Waner	2-8	0-3	2-3	1-1-2	0	6	3	1	0	0	21
Black	3-6	0-0	1-2	3-8-11	2	7	2	3	3	1	18
Foley	2-5	2-3	0-0	0-2-2	1	6	2	0	0	0	20
Gay	2-4	0-0	0-0	2-3-5	1	4	0	0	0	0	10
TEAM				2-2-4							
Totals	34-70	6-12	22-26	20-40-60	12	96	20	15	10	11	200
Pct.	48.6	50.0	84.6								

FG's (1st half: 14-39, 35.9; 2nd half: 20-31, 64.5)  
3FG's (1st half: 2-6, 33.3; 2nd half: 4-6, 66.7)  
FT's (1st half: 10-14, 71.4; 2nd half: 12-12, 100.0)

Officials: Kathy Lynch, Felicia Grinter, Joe Barrise, Sue Blanch (Mt)  
Attendance: 4,466 • Technical Fouls: None

Score by Periods	1st	2nd	Total
Southern	16	11	27
Duke	40	56	96

[2/4] Louisiana State 59 , [7/8] Duke 49

2005 NCAA Tournament - Regional Final  
March 28, 2005  
The McKenzie Arena - Chattanooga, Tenn.

DUKE	FG	3FG	FT	REB	PF	TP	A	TO	B	S	Min
Williams f	7-7	0-0	1-2	0-6-6	4	15	0	2	0	1	35
Whitley f	1-4	0-1	3-3	0-1-1	1	5	0	3	1	2	27
Bales c	1-5	0-0	2-2	0-3-3	4	4	3	2	1	0	21
Smith g	1-4	1-3	0-0	0-2-2	4	3	0	3	0	1	33
Currie g	4-18	0-4	3-4	3-1-4	3	11	5	5	0	2	36
Black	2-3	0-0	0-0	1-4-5	2	4	1	2	1	2	19
Foley	3-9	1-5	0-0	1-3-4	2	7	2	2	0	2	29
TEAM				1-1-2							
Totals	19-50	2-13	9-11	6-21-27	20	49	11	19	4	12	200
Pct.	38.0	15.4	81.8	DB: 1							

FG's (1st half: 12-23, 52.2; 2nd half: 7-27, 25.9)  
3FG's (1st half: 0-2, 0.0; 2nd half: 2-11, 18.2)  
FT's (1st half: 6-6, 100.0; 2nd half: 3-5, 60.0)

LSU	FG	3FG	FT	REB	PF	TP	A	TO	B	S	Min
Jones f	1-3	0-0	1-5	4-3-7	3	3	2	4	0	1	22
Willis f	2-3	0-0	0-0	0-2-2	2	4	0	0	0	1	17
Johnson g	3-9	1-1	2-2	0-3-3	3	9	6	7	0	2	37
Hoston g	0-5	0-2	3-4	2-2-4	0	3	4	4	1	2	38
Augustus g	10-20	0-1	4-4	2-5-7	1	24	0	3	0	2	40
Leblanc	1-1	0-0	0-0	1-1-2	1	2	0	0	0	0	4
Chaney	0-0	0-0	0-0	0-0-0	0	0	0	0	0	0	1
Williams	0-2	0-0	1-2	0-0-0	1	1	0	0	0	0	8
Fowles	6-12	0-0	1-3	3-8-11	3	13	1	0	2	3	33
TEAM				4-2-6							
Totals	23-55	1-4	12-20	16-26-42	14	59	13	18	3	11	200
Pct.	41.8	25.0	60.0	DB: 3							

FG's (1st half: 13-28, 46.4; 2nd half: 10-27, 37.0)  
3FG's (1st half: 1-2, 50.0; 2nd half: 0-2, 0.0)  
FT's (1st half: 3-7, 42.9; 2nd half: 9-13, 69.2)

Officials: Robert Trammell, Cameron Inouye, Scott Yarbrough  
Attendance: 5,086 • Technical Fouls: None

Score by Period	1st	2nd	Total
Duke	30	19	49
LSU	30	29	59

[7/8] Duke 63, [20/20] Georgia 57

2005 NCAA Tournament - Regional Semifinal  
March 26, 2005  
The McKenzie Arena - Chattanooga, Tenn.

Georgia	FG	3FG	FT	REB	PF	TP	A	TO	B	S	Min
Baker *	3-12	0-2	2-2	0-1-1	4	8	2	3	0	3	38
Chambers *	3-10	2-5	2-2	1-3-4	4	10	0	1	0	0	38
Kendrick *	3-11	1-6	0-2	2-2-4	0	7	3	1	1	0	28
Humphrey *	7-13	2-3	0-3	2-11-13	4	16	0	2	0	0	31
Rowsey *	0-2	0-0	0-0	1-1-3	3	0	4	1	2	23	
Hardrick	3-4	2-3	4-4	1-1-2	3	12	2	0	1	1	15
Bostice	0-0	0-0	0-0	0-0-0	0	0	0	0	0	0	3
Darrah	1-5	0-2	2-2	1-2-3	1	4	0	1	1	1	24
TEAM				1-1-2							
Totals	20-57	7-21	10-15	9-23-32	19	57	5	14	3	7	200
Pct.	35.1	33.3	66.7	DB: 2							

FG's (1st half: 8-22, 36.4; 2nd half: 12-35, 34.3)  
3FG's (1st half: 3-8, 37.5; 2nd half: 4-13, 30.8)  
FT's (1st half: 4-6, 66.7;



[24/22] Minnesota 82 , [1/1] Duke 75

2004 NCAA Tournament - Regional Final
March 20, 2004
Constant Center - Norfolk, Va.

Table with columns: Player, FG, 3FG, FT, REB, PF, TP, A, TO, B, S, Min. Rows include Minnesota players (Balden, Andersson, McCarrville, Schorrock, Whalen, Roysland, Broback, Podomnick) and Duke players (Currie, Tillis, Bass, Harding, Beard, Krapohl, Foley, Howe, Hunter).

FG's (1st half: 13-26, 50.0; 2nd half: 13-29, 44.8)
3FG's (1st half: 3-8, 37.5; 2nd half: 3-7, 42.9)
FT's (1st half: 4-5, 80.0; 2nd half: 20-25, 80.0)

Summary table for Minnesota vs Duke with columns: DUKE, FG, 3FG, FT, REB, PF, TP, A, TO, B, S, Min, Pct. Totals: 25-57, 4-17, 15-16, 10-31-41, 15, 63, 11, 11, 8, 200.

FG's (1st half: 8-29, 27.6; 2nd half: 17-28, 60.7)
3FG's (1st half: 0-2, 0.0; 2nd half: 3-7, 28.6)
FT's (1st half: 10-14, 71.4; 2nd half: 13-17, 76.5)

Officials: Bryan Enterline, Lisa Jones, Eric Brewton
Attendance: 7,860 • Technical Fouls: None

Score by Period table for Minnesota vs Duke showing 1st, 2nd, and Total scores.

[1/1] Duke 63, [7/5] Louisiana Tech 49

2004 NCAA Tournament - Regional Semifinal
March 28, 2004
Constant Center - Norfolk, Va.

Table with columns: Player, FG, 3FG, FT, REB, PF, TP, A, TO, B, S, Min. Rows include Louisiana Tech players (Carter, Frierson, Smith-Taylor, Crain, Obaze, Barkus, Moore, Kursh) and Duke players (Currie, Tillis, Bass, Harding, Beard, Krapohl, Foley, Hunter).

FG's (1st half: 10-29, 34.5; 2nd half: 10-37, 27.0)
3FG's (1st half: 1-4, 25.0; 2nd half: 1-7, 14.3)
FT's (1st half: 2-4, 50.0; 2nd half: 5-8, 62.5)

Summary table for Louisiana Tech vs Duke with columns: DUKE, FG, 3FG, FT, REB, PF, TP, A, TO, B, S, Min, Pct. Totals: 22-57, 4-17, 15-16, 10-31-41, 15, 63, 11, 11, 8, 200.

FG's (1st half: 10-28, 35.7; 2nd half: 12-29, 41.4)
3FG's (1st half: 2-9, 22.2; 2nd half: 2-8, 25.0)
FT's (1st half: 4-4, 100.0; 2nd half: 11-12, 91.7)

Officials: Dennis DeMayo, Greg Small, Angie Lewis
Attendance: 7,703 • Technical Fouls: None

Score by Period table for Louisiana Tech vs Duke showing 1st, 2nd, and Total scores.

[1/1] Duke 76, Marquette 67

2004 NCAA Tournament - Second Round
March 23, 2004
Cameron Indoor Stadium - Durham, N.C.

Table with columns: Player, FG, 3FG, FT, REB, PF, TP, A, TO, B, S, Min. Rows include Marquette players (Kamm, Weaver, Quaye, Kieger, Schwerman, O'Grady, Osage, Juedes, McCullough, Shouse) and Duke players (Currie, Tillis, Bass, Harding, Beard, Krapohl, Foley, Bales, Hunter).

FG's (1st half: 11-32, 34.4; 2nd half: 12-29, 41.4)
3FG's (1st half: 3-9, 33.3; 2nd half: 2-10, 20.0)
FT's (1st half: 3-4, 75.0; 2nd half: 13-15, 86.7)

Summary table for Marquette vs Duke with columns: DUKE, FG, 3FG, FT, REB, PF, TP, A, TO, B, S, Min, Pct. Totals: 29-56, 4-13, 14-15, 11-30-41, 17, 76, 21, 26, 6, 9, 200.

FG's (1st half: 17-32, 53.1; 2nd half: 12-24, 50.0)
3FG's (1st half: 2-8, 25.0; 2nd half: 2-5, 40.0)
FT's (1st half: 3-4, 75.0; 2nd half: 11-11, 100.0)

Officials: Arthur Bomengen, Yvette McKinney, Gator Parrish
Attendance: 6,914 • Technical Fouls: None

Score by Period table for Marquette vs Duke showing 1st, 2nd, and Total scores.

[1/1] Duke 103, Northwestern State 51

2004 NCAA Tournament - First Round
March 21, 2004
Cameron Indoor Stadium - Durham, N.C.

Table with columns: Player, FG, 3FG, FT, REB, PF, TP, A, TO, B, S, Min. Rows include Northwestern State players (Swanigan, Bennett, Sparkman, Dobin, Cosby, Tallant, Perry, Milliner, Jones) and Duke players (Currie, Tillis, Bass, Harding, Beard, Krapohl, Morgan, Marsh, Foley, Bales).

FG's (1st half: 9-32, 28.1; 2nd half: 8-28, 28.6)
3FG's (1st half: 3-6, 50.0; 2nd half: 0-1, 0.0)
FT's (1st half: 2-4, 50.0; 2nd half: 12-15, 80.0)

Summary table for Northwestern State vs Duke with columns: DUKE, FG, 3FG, FT, REB, PF, TP, A, TO, B, S, Min, Pct. Totals: 37-75, 10-29, 19-30, 19-36-55, 16, 103, 30, 8, 9, 12, 200.

FG's (1st half: 19-40, 47.5; 2nd half: 18-35, 51.4)
3FG's (1st half: 4-15, 26.7; 2nd half: 6-14, 42.9)
FT's (1st half: 9-16, 56.3; 2nd half: 10-14, 71.4)

Officials: Bryan Brunette, Yvette McKinney, Jack Plunkett
Attendance: 6,504 • Technical Fouls: None

Score by Period table for Northwestern State vs Duke showing 1st, 2nd, and Total scores.

4/4] Tennessee 66 , [2/1] Duke 56

2003 NCAA Tournament - Final Four
April 6, 2003
Georgia Dome - Atlanta, Ga.

Table with columns: Player, FG, 3FG, FT, REB, PF, TP, A, TO, B, S, Min. Rows include Tennessee players (Butts, Jackson, Lawson, Moore, Ely, Davis, Zolman, Jackson, Robinson) and Duke players (Currie, Tillis, Matyasovsky, Harding, Krapohl, Beard, Bass, Mosch, Foley, Whitley).

FG's (1st half: 13-34, 38.2; 2nd half: 11-23, 47.8)
3FG's (1st half: 0-6, 0.0; 2nd half: 1-3, 33.3)
FT's (1st half: 1-2, 50.0; 2nd half: 16-19, 84.2)

Summary table for Tennessee vs Duke with columns: DUKE, FG, 3FG, FT, REB, PF, TP, A, TO, B, S, Min, Pct. Totals: 24-61, 3-9, 5-6, 5-25-30, 20, 56, 9, 12, 4, 7, 200.

FG's (1st half: 12-29, 41.4; 2nd half: 12-32, 37.5)
3FG's (1st half: 2-4, 50.0; 2nd half: 1-5, 20.0)
FT's (1st half: 3-3, 100.0; 2nd half: 2-3, 66.7)

Officials: Scott Yarbrough, Sally Bell, Joe Cunningham
Attendance: 28,210 • Technical Fouls: None

Score by Period table for Tennessee vs Duke showing 1st, 2nd, and Total scores.

[2/1] Duke 57, [7/8] Texas Tech 51

2003 NCAA Tournament - Regional Final
March 31, 2003
The Pit/Bob King Court - Albuquerque, N.M.

Table with columns: Player, FG, 3FG, FT, REB, PF, TP, A, TO, B, S, Min. Rows include Texas Tech players (Pierson, Ayers, Grant, Perkins, Ritchie, Greenwalt, Jackson, Clark) and Duke players (Currie, Tillis, Matyasovsky, Harding, Krapohl, Beard, Bass, Mosch, Smith, Foley, Whitley).

FG's (1st half: 8-31, 25.8; 2nd half: 14-33, 42.4)
3FG's (1st half: 1-2, 0.0; 2nd half: 0-1, 0.0)
FT's (1st half: 4-4, 100.0; 2nd half: 2-7, 28.6)

Summary table for Texas Tech vs Duke with columns: DUKE, FG, 3FG, FT, REB, PF, TP, A, TO, B, S, Min, Pct. Totals: 22-64, 1-3, 6-11, 16-26-42, 19, 51, 12, 15, 3, 7, 200.

FG's (1st half: 9-26, 34.6; 2nd half: 10-26, 38.5)
3FG's (1st half: 0-3, 0.0; 2nd half: 1-4, 25.0)
FT's (1st half: 8-10, 80.0; 2nd half: 10-11, 90.9)

Officials: Scott Yarbrough, Bonita Spence, Randy Campbell
Attendance: 12,413 • Technical Fouls: None

Score by Period table for Texas Tech vs Duke showing 1st, 2nd, and Total scores.

**[2/1] Duke 66, [19/20] Georgia 63**

2003 NCAA Tournament - Regional Semifinal  
March 29, 2003  
The Pit/Bob King Court - Albuquerque, N.M.

Georgia	FG	3FG	FT	REB	PF	TP	A	TO	B	S	Min
Lycett f	4-10	1-4	2-2	1-2-3	2	11	4	1	0	0	33
Driskell f	6-7	2-2	2-2	1-4-5	1	16	1	2	0	0	23
Thomas c	6-11	0-1	1-1	4-8-12	2	13	0	2	1	3	34
Taylor g	0-4	0-2	0-0	1-1-2	3	0	4	3	0	0	36
Kendrick g	4-11	2-5	1-2	1-3-4	1	11	5	7	0	2	39
Pierce	1-4	0-1	0-0	1-3-4	0	2	0	0	0	0	14
Frye	0-1	0-1	0-0	0-0-0	1	0	0	0	0	0	4
Felder	4-5	0-1	2-3	0-3-3	0	10	1	1	0	0	17
TEAM	14-5										
<b>Totals</b>	<b>25-53</b>	<b>5-17</b>	<b>8-10</b>	<b>10-28-38</b>	<b>10</b>	<b>63</b>	<b>15</b>	<b>14</b>	<b>2</b>	<b>3</b>	<b>200</b>
<b>Pct.</b>	<b>47.2</b>	<b>29.4</b>	<b>80.0</b>	<b>DB: 1</b>							

FG's (1st half: 12-27, 44.4; 2nd half: 13-29, 50.0)  
3FG's (1st half: 4-10, 40.0; 2nd half: 1-7, 14.3)  
FT's (1st half: 4-5, 80.0; 2nd half: 4-5, 80.0)

DUKE	FG	3FG	FT	REB	PF	TP	A	TO	B	S	Min
Tillis f	9-16	3-6	0-0	2-2-4	2	21	0	1	0	2	36
Matyasovsky f	0-1	0-0	0-0	0-1-1	3	0	0	0	0	0	14
Harding g	3-6	0-0	0-0	1-4-5	0	6	5	1	0	1	27
Krapohl g	3-8	3-8	0-0	0-2-2	0	9	1	0	0	0	25
Beard g	4-11	1-4	3-4	1-4-5	1	12	5	2	1	2	40
Bass	4-7	0-0	2-2	3-1-4	2	10	1	0	1	1	19
Mosch	1-4	0-0	0-0	1-0-1	0	2	3	0	0	2	14
Foley	2-10	2-7	0-0	0-1-1	2	6	2	1	0	0	15
Whitley	0-0	0-0	0-0	0-1-1	4	0	0	0	0	0	10
TEAM	2-3-5										
<b>Totals</b>	<b>26-63</b>	<b>9-25</b>	<b>5-6</b>	<b>10-19-29</b>	<b>14</b>	<b>66</b>	<b>17</b>	<b>6</b>	<b>2</b>	<b>8</b>	<b>200</b>
<b>Pct.</b>	<b>41.3</b>	<b>36.0</b>	<b>83.3</b>	<b>DB: 0</b>							

FG's (1st half: 10-31, 32.3; 2nd half: 16-32, 50.0)  
3FG's (1st half: 5-17, 29.4; 2nd half: 4-8, 50.0)  
FT's (1st half: 3-4, 75.0; 2nd half: 2-2, 100.0)

Officials: Joe Cunningham, Art Bomengen, Teresa Dahlem  
Attendance: 16,182 • Technical Fouls: None

Score by Period	1st	2nd	Total
Georgia	32	31	63
Duke	28	38	66

**[2/1] Duke 65, Utah 54**

2003 NCAA Tournament - Second Round  
March 25, 2003  
Reynolds Coliseum - Raleigh, N.C.

Utah	FG	3FG	FT	REB	PF	TP	A	TO	B	S	Min
Smith f	7-15	4-9	2-2	2-3-5	4	20	0	4	0	0	40
Marshall f	1-3	0-0	0-0	3-2-5	1	2	0	3	1	1	34
Little c	1-3	0-0	1-2	0-1-1	4	3	1	0	0	0	21
Thorburn g	4-13	1-5	3-4	0-6-6	0	12	5	4	0	2	39
Stireman g	4-6	0-0	0-0	1-4-5	3	8	5	2	1	2	31
Wobbe	1-1	0-0	1-2	0-0-0	1	3	0	0	0	0	8
Wood	0-1	0-1	0-0	0-0-0	0	0	0	0	0	0	3
Sitterud	2-6	2-5	0-0	0-2-2	2	6	0	0	0	2	24
TEAM	4-4										
<b>Totals</b>	<b>20-48</b>	<b>7-20</b>	<b>7-10</b>	<b>6-22-48</b>	<b>15</b>	<b>54</b>	<b>11</b>	<b>13</b>	<b>2</b>	<b>7</b>	<b>200</b>
<b>Pct.</b>	<b>41.7</b>	<b>35.0</b>	<b>70.0</b>	<b>DB: 2</b>							

FG's (1st half: 10-21, 47.6; 2nd half: 10-27, 37.0)  
3FG's (1st half: 5-8, 62.5; 2nd half: 2-12, 16.7)  
FT's (1st half: 0-0, 0.0; 2nd half: 7-10, 70.0)

DUKE	FG	3FG	FT	REB	PF	TP	A	TO	B	S	Min
Tillis f	5-15	1-4	1-2	2-8-10	2	12	1	0	0	4	38
Matyasovsky f	0-1	0-0	0-0	0-1-1	2	0	0	1	0	0	15
Harding g	3-7	0-1	0-0	3-5-2	1	6	4	3	0	1	32
Krapohl g	1-4	1-3	0-0	1-1-2	0	3	2	1	0	2	35
Beard g	10-12	2-2	5-6	0-2-2	2	27	1	2	1	2	34
Bass	2-5	0-0	1-2	4-3-7	2	5	1	0	0	0	13
Mosch	0-1	0-0	1-2	0-3-3	2	1	0	0	0	0	8
Foley	4-8	2-4	1-2	1-3-4	2	11	1	2	0	0	23
Whitley	0-2	0-0	0-0	0-0-0	0	0	0	0	0	0	2
TEAM	2-3-5										
<b>Totals</b>	<b>25-55</b>	<b>6-14</b>	<b>9-14</b>	<b>11-23-34</b>	<b>13</b>	<b>65</b>	<b>10</b>	<b>9</b>	<b>2</b>	<b>9</b>	<b>200</b>
<b>Pct.</b>	<b>45.5</b>	<b>42.9</b>	<b>64.3</b>	<b>DB: 2</b>							

FG's (1st half: 12-28, 42.9; 2nd half: 13-27, 48.1)  
3FG's (1st half: 5-11, 45.5; 2nd half: 1-3, 33.3)  
FT's (1st half: 4-5, 80.0; 2nd half: 5-9, 55.6)

Officials: Tina Napier, Jeff Caudle, Gator Parrish  
Attendance: 5,073 • Technical Fouls: None

Score by Period	1st	2nd	Total
Utah	25	29	54
Duke	33	32	65

**[2/1] Duke 66, Georgia State 48**

2003 NCAA Tournament - First Round  
March 23, 2003  
Reynolds Coliseum - Raleigh, N.C.

Georgia St.	FG	3FG	FT	REB	PF	TP	A	TO	B	S	Min
Thomas f	3-9	1-4	0-0	1-1-2	4	7	3	1	0	0	29
Coates f	0-2	0-0	0-0	2-6-8	3	0	2	3	0	0	27
Rogers c	5-13	1-3	1-1	1-6-7	3	11	2	4	0	0	40
Miller g	5-9	1-1	1-2	1-2-3	2	12	0	0	0	1	40
Merrweather g	0-1	0-0	0-0	0-1-1	0	0	1	0	0	1	3
Edwards	0-0	0-0	0-0	0-0-0	1	0	0	0	0	0	7
Hartman	6-11	3-3	1-1	0-2-2	4	16	4	6	0	1	37
Tisdale	1-1	0-0	0-0	0-0-0	2	2	0	0	1	0	17
TEAM	14-5										
<b>Totals</b>	<b>20-46</b>	<b>6-11</b>	<b>2-4</b>	<b>6-22-28</b>	<b>19</b>	<b>48</b>	<b>12</b>	<b>16</b>	<b>1</b>	<b>5</b>	<b>200</b>
<b>Pct.</b>	<b>43.5</b>	<b>54.5</b>	<b>20.0</b>	<b>DB: 1</b>							

FG's (1st half: 11-24, 45.8; 2nd half: 9-22, 40.9)  
3FG's (1st half: 4-6, 66.7; 2nd half: 2-5, 40.0)  
FT's (1st half: 1-2, 50.0; 2nd half: 1-2, 50.0)

DUKE	FG	3FG	FT	REB	PF	TP	A	TO	B	S	Min
Tillis f	5-14	2-6	0-0	1-5-6	0	12	1	2	0	3	33
Matyasovsky f	2-4	0-0	0-0	0-1-1	3	4	0	0	0	0	18
Harding g	2-5	0-1	3-3	2-3-5	1	7	4	2	0	4	33
Krapohl g	1-6	1-6	0-0	0-1-1	0	3	1	2	0	0	24
Beard g	6-11	1-3	6-8	5-3-8	3	19	3	1	4	2	36
Bass	0-4	0-0	0-0	2-3-5	2	0	1	0	0	0	10
Mosch	2-7	1-1	3-4	4-0-4	2	8	2	0	0	0	20
Smith	0-1	0-0	0-0	2-0-2	0	0	0	0	0	0	4
Foley	2-6	1-1	5-6	4-1-5	1	10	1	1	0	0	16
Whitley	1-3	0-0	1-2	0-0-0	1	3	0	0	0	0	6
TEAM	1-3-4										
<b>Totals</b>	<b>21-61</b>	<b>6-18</b>	<b>18-23</b>	<b>21-20-41</b>	<b>13</b>	<b>66</b>	<b>13</b>	<b>8</b>	<b>4</b>	<b>9</b>	<b>200</b>
<b>Pct.</b>	<b>34.4</b>	<b>33.3</b>	<b>78.3</b>	<b>DB: 2.1</b>							

FG's (1st half: 12-30, 40.0; 2nd half: 9-31, 29.0)  
3FG's (1st half: 3-10, 30.0; 2nd half: 3-8, 37.5)  
FT's (1st half: 4-6, 66.7; 2nd half: 14-17, 82.4)

Officials: Jeff Caudle, Gator Parrish, Mazetta Garrett  
Attendance: 5,167 • Technical Fouls: None

Score by Period	1st	2nd	Total
Georgia State	27	21	48
Duke	31	35	66

**[2/2] Oklahoma 86, [3/3] Duke 71**

2002 NCAA Tournament - Final Four  
March 29, 2002  
Alamodome - San Antonio, Texas

DUKE	FG	3FG	FT	REB	PF	TP	A	TO	B	S	Min
Tillis f	8-20	1-4	2-4	2-7-9	3	19	2	2	0	2	29
Matyasovsky f	3-5	0-1	0-0	1-2-3	1	6	3	3	0	0	25
Krapohl g	1-2	1-2	0-0	0-2-2	1	3	2	0	0	0	10
Beard g	6-15	1-4	2-2	2-4-6	5	15	5	3	1	1	39
Currie g	3-10	0-0	2-2	1-0-1	2	8	2	5	0	0	27
Mosch	1-4	0-1	1-2	0-3-3	1	3	4	0	1	0	22
Gingrich	1-6	1-4	0-0	0-1-1	3	3	1	0	0	1	25
Whitley	5-11	0-4	4-4	1-7-8	2	14	0	3	0	1	23
TEAM	3-2-5										
<b>Totals</b>	<b>28-73</b>	<b>4-20</b>	<b>11-14</b>	<b>10-28-38</b>	<b>18</b>	<b>71</b>	<b>19</b>	<b>16</b>	<b>2</b>	<b>5</b>	<b>200</b>
<b>Pct.</b>	<b>38.4</b>	<b>20.0</b>	<b>78.6</b>	<b>DB: 0, 2</b>							

FG's (1st half: 10-35, 28.6; 2nd half: 18-38, 47.4)  
3FG's (1st half: 1-8, 12.5; 2nd half: 3-12, 25.0)  
FT's (1st half: 7-8, 87.5; 2nd half: 4-6, 66.7)

Oklahoma	FG	3FG	FT	REB	PF	TP	A	TO	B	S	Min
Hill f	5-11	1-5	3-3	1-5-6	3	14	3	1	0	1	36
Dales f	6-13	3-8	2-2	0-6-6	1	17	5	2	0	3	36
Talbert c	3-5	0-0	2-2	1-4-5	2	8	1	0	0	0	20
Caufield g	4-13	0-3	4-4								

[3/3] Duke 76, [--/25] TCU 66

2002 NCAA Tournament - Second Round
March 17, 2002
Cameron Indoor Stadium - Durham, N.C.

TCU box score table with columns: Player, FG, 3FG, FT, REB, PF, TP, A, TO, B, S, Min. Totals: 24-58 11-24 7-12 6-27-33 20 66 17 18 2 5 200

FG's (1st half: 9-24, 37.5; 2nd half: 15-34, 44.1)
3FG's (1st half: 4-10, 40.0; 2nd half: 7-14, 50.0)
FT's (1st half: 1-5, 20.0; 2nd half: 6-7, 85.7)

DUKE box score table with columns: Player, FG, 3FG, FT, REB, PF, TP, A, TO, B, S, Min. Totals: 26-57 5-15 19-25 8-30-38 14 76 16 14 0 12 200

FG's (1st half: 13-29, 44.8; 2nd half: 13-28, 46.4)
3FG's (1st half: 3-6, 50.0; 2nd half: 2-9, 22.2)
FT's (1st half: 5-6, 83.3; 2nd half: 14-19, 73.7)

Officials: Scott Yarbrough, David Stewart, Robyn Ensminger
Attendance: 4,794 • Technical Fouls: None

Score by Period table with columns: Period, 1st, 2nd, Total. Duke: 34 43 76

[3/3] Duke 95, Norfolk State 48

2002 NCAA Tournament - First Round
March 15, 2002
Cameron Indoor Stadium - Durham, N.C.

Norfolk St. box score table with columns: Player, FG, 3FG, FT, REB, PF, TP, A, TO, B, S, Min. Totals: 19-65 3-17 7-9 11-16-27 17 48 10 17 2 11 200

FG's (1st half: 7-38, 18.4; 2nd half: 12-27, 44.4)
3FG's (1st half: 1-10, 10.0; 2nd half: 2-7, 28.6)
FT's (1st half: 2-3, 66.7; 2nd half: 5-6, 83.3)

DUKE box score table with columns: Player, FG, 3FG, FT, REB, PF, TP, A, TO, B, S, Min. Totals: 34-57 11-23 16-22 12-36-48 9 95 26 18 2 9 200

FG's (1st half: 14-29, 48.3; 2nd half: 20-28, 71.4)
3FG's (1st half: 4-12, 33.3; 2nd half: 7-11, 63.6)
FT's (1st half: 11-16, 68.8; 2nd half: 5-6, 83.3)

Officials: David Stewart, Marty Novitch, Denise Brooks-Clauser
Attendance: 6,004 • Technical Fouls: None

Score by Period table with columns: Period, 1st, 2nd, Total. Duke: 43 52 95

[5/5] Duke 71, [15/15] SW Missouri St. 81

2001 NCAA Tournament - Regional Semifinal
March 24, 2001
Spokane Arena - Spokane, Wash.

SW MO State box score table with columns: Player, FG, 3FG, FT, REB, PF, TP, A, TO, B, S, Min. Totals: 28-56 4-9 21-30 11-30-41 19 81 13 22 0 6 200

FG's (1st half: 14-26, 53.8; 2nd half: 14-30, 46.7)
3FG's (1st half: 2-4, 50.0; 2nd half: 2-5, 40.0)
FT's (1st half: 6-9, 66.7; 2nd half: 15-21, 71.4)

DUKE box score table with columns: Player, FG, 3FG, FT, REB, PF, TP, A, TO, B, S, Min. Totals: 25-62 3-19 18-22 11-22-33 21 71 10 21 4 11 200

FG's (1st half: 12-30, 40.0; 2nd half: 9-31, 29.0)
3FG's (1st half: 3-10, 30.0; 2nd half: 3-8, 37.5)
FT's (1st half: 4-6, 66.7; 2nd half: 14-17, 82.4)

Officials: Bob Trammell, Eric Larson, Judy Stroud
Attendance: 10,941 • Technical Fouls: None

Score by Period table with columns: Period, 1st, 2nd, Total. Duke: 42 29 71

[5/5] Duke 75, Arkansas 54

2001 NCAA Tournament - Second Round
March 19, 2001
Cameron Indoor Stadium - Durham, N.C.

Arkansas box score table with columns: Player, FG, 3FG, FT, REB, PF, TP, A, TO, B, S, Min. Totals: 19-57 7-18 9-15 11-23-34 16 54 9 19 5 6 200

FG's (1st half: 10-29, 34.5; 2nd half: 9-28, 32.1)
3FG's (1st half: 4-8, 50.0; 2nd half: 3-10, 30.0)
FT's (1st half: 5-8, 62.5; 2nd half: 4-7, 57.1)

DUKE box score table with columns: Player, FG, 3FG, FT, REB, PF, TP, A, TO, B, S, Min. Totals: 30-62 3-11 12-17 11-29-40 14 75 18 13 6 12 200

FG's (1st half: 16-33, 48.5; 2nd half: 14-29, 48.3)
3FG's (1st half: 1-5, 20.0; 2nd half: 2-6, 33.3)
FT's (1st half: 3-5, 60.0; 2nd half: 9-12, 75.0)

Officials: Randy Campbell, Ron Dressander, Connie Pardue
Attendance: 6,023 • Technical Fouls: None

Score by Period table with columns: Period, 1st, 2nd, Total. Duke: 36 39 75

[5/5] Duke 96, UW-Milwaukee 63

2001 NCAA Tournament - First Round
March 17, 2001
Cameron Indoor Stadium - Durham, N.C.

UW-Mil box score table with columns: Player, FG, 3FG, FT, REB, PF, TP, A, TO, B, S, Min. Totals: 20-63 8-22 15-19 14-15-29 15 63 12 23 1 14 200

FG's (1st half: 10-33, 30.3; 2nd half: 10-30, 33.3)
3FG's (1st half: 3-12, 25.0; 2nd half: 5-10, 50.0)
FT's (1st half: 5-5, 100.0; 2nd half: 10-14, 71.4)

DUKE box score table with columns: Player, FG, 3FG, FT, REB, PF, TP, A, TO, B, S, Min. Totals: 40-62 5-11 11-14 9-30-39 15 96 21 20 8 14 200

FG's (1st half: 19-31, 61.3; 2nd half: 21-31, 67.7)
3FG's (1st half: 4-8, 50.0; 2nd half: 1-3, 33.3)
FT's (1st half: 3-4, 75.0; 2nd half: 8-10, 80.0)

Officials: Randy Campbell, Denise Brooks-Clauser
Attendance: 4,438 • Technical Fouls: None

Score by Period table with columns: Period, 1st, 2nd, Total. Duke: 45 51 96

[15/12] LSU 79, [10/7] Duke 66

2000 NCAA Tournament - Regional Semifinal
March 25, 2000
Alltel Pavilion - Richmond, Va.

LSU box score table with columns: Player, FG, 3FG, FT, REB, PF, TP, A, TO, B, S, Min. Totals: 30-54 3-9 16-20 12-24-36 15 79 22 11 5 6 200

FG's (1st half: 13-24, 54.2; 2nd half: 17-30, 56.7)
3FG's (1st half: 3-5, 60.0; 2nd half: 0-4, 0.0)
FT's (1st half: 1-1, 1.000; 2nd half: 15-19, 78.9)

DUKE box score table with columns: Player, FG, 3FG, FT, REB, PF, TP, A, TO, B, S, Min. Totals: 25-67 5-21 11-14 21-15-36 18 66 14 8 0 5 200

FG's (1st half: 12-34, 35.3; 2nd half: 13-33, 39.4)
3FG's (1st half: 2-11, 18.2; 2nd half: 3-10, 30.0)
FT's (1st half: 5-6, 83.3; 2nd half: 6-8, 75.0)

Officials: Melissa Barlow, Judy Stroud, Randy Campbell (Tom Danaher)
Attendance: 5,706 • Technical Fouls: None

Score by Period table with columns: Period, 1st, 2nd, Total. Duke: 31 35 66

Duke 90, Western Kentucky 70

2000 NCAA Tournament - Second Round
March 20, 2000
Cameron Indoor Stadium - Durham, N.C.

W. Kentucky FG 3FG FT REB PF TP A TO B S Min
Britt f 6-14 0-4 5-6 1-4-5 2 17 2 2 0 1 35
Mansfield f 9-15 0-0 3-3 4-5-9 4 21 2 2 0 0 37
Johnson g 3-9 0-2 0-0 1-3-4 2 6 1 1 0 1 29
Powers g 1-4 0-1 2-2 0-1-1 5 4 0 2 1 1 35
Walz g 5-16 2-9 5-6 3-2-5 4 17 6 2 0 0 39
Hutcherson 1-3 0-0 0-0 2-1-3 1 2 1 1 0 0 19
Wulf 0-0 0-0 0-0 0-0-0 1 0 0 0 0 0 4
Slaughter 0-0 0-0 0-0 0-0-0 1 0 0 0 0 0 1
Wright 1-1 1-1 0-0 0-0-0 0 3 0 0 0 0 1
TEAM 3-0-3
Totals 26-62 3-17 15-17 14-16-30 20 70 12 10 1 3 200
Pct. .419 .176 .882 DB:3

FG's (1st half: 13-24, 38.2; 2nd half: 13-28, 46.4)
3FG's (1st half: 3-8, 25.0; 2nd half: 1-9, 11.1)
FT's (1st half: 4-4, 1.000; 2nd half: 11-13, 84.6)

DUKE FG 3FG FT REB PF TP A TO B S Min
Parent f 4-6 0-0 1-2 6-5-11 4 9 1 0 0 1 33
Schweitzer f 8-17 2-7 7-8 3-3-6 1 25 4 2 0 2 36
Rice c 0-6 0-1 2-2 3-3-6 5 2 1 2 0 0 23
Mosch g 7-12 0-0 11-11 3-3-6 0 25 3 3 0 0 31
Gingrich g 3-4 0-1 5-7 0-2-2 2 11 1 1 0 1 22
West 4-15 3-11 0-0 1-4-2 0 11 2 1 0 1 26
Matyasovsky 3-7 1-1 0-0 3-4-7 3 7 2 2 0 2 26
Hayes 0-0 0-0 0-0 0-0-0 0 0 0 0 0 0 3
TEAM 3-1-4
Totals 29-67 6-21 26-60 22-22-44 15 90 14 9 2 5 200
Pct. .433 .286 .867 DB:3

FG's (1st half: 16-35, 45.7; 2nd half: 13-32, 40.6)
3FG's (1st half: 2-8, 25.0; 2nd half: 4-13, 30.8)
FT's (1st half: 4-4, 1.000; 2nd half: 22-26, 84.6)

Officials: Dennis DeMayo, Lisa Mattingly, Scotty Herrmann
Attendance: 5,318 • Technical Fouls: None

Score by Period 1st 2nd Total
Western Kentucky 32 38 70
Duke 38 52 90

Duke 71, Campbell 42

2000 NCAA Tournament - First Round
March 18, 2000
Cameron Indoor Stadium - Durham, N.C.

Campbell FG 3FG FT REB PF TP A TO B S Min
Cromartie f 0-1 0-0 1-4 0-7-7 5 1 0 3 0 0 24
Rugg c 4-10 0-1 1-5 3-5-8 2 9 1 6 0 0 30
Moore g 2-9 0-4 0-0 1-1-2 2 4 0 3 0 0 36
Washington g 1-6 0-2 0-2 1-0-1 4 2 2 2 0 1 20
Emory g 1-8 1-2 0-1 2-2-4 1 3 1 2 0 0 17
Hinkle 5-9 2-4 2-2 1-4-5 1 14 2 1 0 1 25
Cress 1-2 1-2 0-0 0-0-0 1 3 0 3 0 0 19
C.Redick 0-0 0-0 3-4 1-1-2 0 3 1 1 0 2 16
A.Redick 0-1 0-0 0-0 0-0-0 0 0 0 1 0 0 4
Gambrell 0-3 0-1 3-4 1-0-1 2 3 1 3 0 0 10
Stanley 0-0 0-0 0-0 0-0-0 0 0 0 0 0 1 3
Love 0-1 0-0 0-0 0-0-0 0 0 0 0 0 0 3
Crump 0-1 0-0 0-0 1-1-2 0 0 0 0 0 0 2
Morrison 0-0 0-0 0-0 0-0-0 0 0 0 0 0 0 1
TEAM 2-0-2
Totals 14-51 4-16 10-22 13-21-31 18 42 8 26 0 5 200
Pct. .275 .250 .455 DB:6

FG's (1st half: 5-25, 20.0; 2nd half: 9-26, 34.6)
3FG's (1st half: 2-8, 25.0; 2nd half: 2-8, 25.0)
FT's (1st half: 2-9, 22.2; 2nd half: 8-13, 61.5)

DUKE FG 3FG FT REB PF TP A TO B S Min
Parent f 1-2 0-0 2-2 2-2-4 2 4 2 1 0 1 21
Schweitzer f 4-11 3-4 0-0 1-4-5 1 11 4 3 0 2 23
Rice c 2-4 1-2 5-6 1-5-6 3 10 3 5 1 3 26
Mosch g 4-7 0-1 0-0 0-3-3 1 8 1 5 1 1 29
Gingrich g 2-6 1-3 3-4 0-2-2 2 8 5 2 0 2 24
Matyasovsky 4-7 1-1 0-0 1-3-4 1 9 1 3 1 2 26
West 6-14 2-7 1-1 1-2-3 3 15 2 0 0 2 17
Brown 0-0 0-0 0-0 0-0-0 2 0 1 0 1 1 6
Hayes 1-3 0-0 2-4 1-6-7 2 4 0 0 0 2 20
Gvozdenovic 0-0 0-0 0-0 0-1-1 3 0 1 0 0 0 2
Gebisa 1-1 0-0 0-0 0-0-0 1 2 1 1 0 0 6
TEAM 0-3-3
Totals 25-55 8-18 13-17 8-31-39 21 71 21 20 4 16 200
Pct. .455 .444 .765 DB:4

FG's (1st half: 13-32, 40.6; 2nd half: 12-23, 52.2)
3FG's (1st half: 6-13, 46.2; 2nd half: 2-5, 40.0)
FT's (1st half: 4-6, 66.7; 2nd half: 9-11, 81.8)

Officials: Dennis DeMayo, Scotty Herrmann
Attendance: 5,123 • Technical Fouls: None

Score by Period 1st 2nd Total
Campbell 14 28 42
Duke 46 35 81

[1/1] Purdue 62, [10/11] Duke 45

1999 NCAA Tournament - Championship Game
March 28, 1999
San Jose Arena - San Jose, Calif.

DUKE FG 3FG FT REB PF TP A TO B S Min
Browne 2-13 0-1 1-2 5-4-9 2 5 0 3 0 0 31
Schweitzer 0-3 0-1 0-0 0-4-4 3 0 1 6 0 0 18
Van Gorp 7-10 0-1 1-2 2-3-5 4 15 0 2 1 1 32
Howard 3-7 3-6 0-0 0-3-3 2 9 2 4 0 0 35
Erickson 3-9 2-6 0-0 0-2-2 5 8 4 2 0 0 37
Parent 2-3 0-0 2-2 2-3-5 3 6 4 0 0 0 21
Rice 1-5 0-4 0-0 1-7-8 3 2 0 3 1 1 20
Black 0-0 0-0 0-0 0-0-0 0 0 0 0 0 0 1
Gingrich 0-5 0-2 0-0 0-0-0 1 0 1 0 0 0 5
TEAM 2-0-2
Totals 18-55 5-21 4-6 12-26-38 23 45 12 20 2 2 200
Pct. .327 .238 .667 DB:6

FG's (1st half: 9-23, 39.1; 2nd half: 9-32, 28.1)
3FG's (1st half: 2-8, 25.0; 2nd half: 3-13, 23.1)
FT's (1st half: 2-2, 100.0; 2nd half: 2-4, 50.0)

Purdue FG 3FG FT REB PF TP A TO B S Min
White-McCarthy 6-17 0-4 0-1 0-1-1 2 5 0 3 0 1 36
Duhart 2-3 0-0 1-2 2-3-5 3 5 2 0 1 2 37
Cooper 5-9 0-0 3-6 2-5-7 3 13 0 0 1 0 36
Figgs 5-15 0-5 8-9 0-3-3 1 18 1 5 0 3 40
Douglas 3-9 1-3 6-8 2-3-5 3 13 2 2 1 1 36
Crawford 0-0 0-0 0-0 0-0-0 1 0 0 0 0 0 4
Young 0-2 0-1 0-0 1-1-2 0 0 0 0 0 0 3
Komara 0-0 0-0 1-2 0-2-2 0 1 1 0 0 0 8
TEAM 3-5-8
Totals 21-55 1-13 19-28 10-23-33 14 62 8 8 3 7 200
Pct. .312 .079 .679 DB:5

FG's (1st half: 8-28, 28.6; 2nd half: 13/27, 48.1)
3FG's (1st half: 0-6, 0.0; 2nd half: 1-7, 14.3)
FT's (1st half: 4-6, 66.7; 2nd half: 18-22, 81.8)

Officials: Bob Trammell, Melissa Barlow, Teresa Dahlem
Attendance: 17,773 • Technical Fouls: None

Score by Period 1st 2nd Total
Purdue 17 45 62
Duke 22 23 45

[10/11] Duke 81, [12/12] Georgia 69

1999 NCAA Tournament - Final Four
March 26, 1999
San Jose Arena - San Jose, Calif.

DUKE FG 3FG FT REB PF TP A TO B S Min
Browne 4-6 0-0 2-2 0-4-4 2 10 2 1 1 1 21
Schweitzer 5-10 2-4 1-1 0-5-5 1 13 3 2 0 1 40
Van Gorp 7-11 1-1 5-7 2-7-9 3 20 2 5 1 0 34
Howard 2-6 1-3 3-4 0-1-1 1 8 5 0 0 0 40
Erickson 7-15 4-7 4-4 0-2-2 0 22 5 0 0 0 40
Black 1-1 0-0 0-0 0-0-0 2 2 0 0 0 0 6
Parent 1-2 0-0 0-1 0-0-0 4 2 0 0 0 2 8
Rice 1-4 1-1 1-2 1-7-8 0 4 3 2 0 1 19
TEAM 2-2-4
Totals 28-55 9-16 16-21 5-28-33 13 81 20 11 2 5 200
Pct. .509 .563 .762 DB:5

FG's (1st half: 16-31, 51.6; 2nd half: 12-24, 50.0)
3FG's (1st half: 5-9, 55.6; 2nd half: 4-7, 57.1)
FT's (1st half: 3-5, 60.0; 2nd half: 13-16, 81.3)

Georgia FG 3FG FT REB PF TP A TO B S Min
Irwin-Osbolt 0-6 0-3 0-0 1-1-2 2 0 3 1 0 0 27
Ball 2-5 0-0 0-0 1-0-1 3 4 0 0 1 1 18
McDonald 6-11 0-0 2-4 3-6-9 2 13 3 3 1 0 30
K. Miller 5-13 1-3 2-3 0-6-6 2 13 5 2 0 2 40
C. Miller 8-14 2-3 0-1 3-5-8 1 18 0 1 0 2 37
Vishniakova 2-5 0-0 0-0 0-0-0 5 4 1 0 1 0 20
Nolan 6-11 0-1 0-0 1-2-3 2 12 1 2 0 1 24
Willis 0-0 0-0 0-0 0-0-0 0 0 0 0 0 0 0
Brown 0-2 0-0 1-2 0-1-1 1 1 0 0 0 0 2
Murphy 1-1 1-1 0-1 0-1-1 0 3 0 0 0 0 2
TEAM 2-2-4
Totals 30-68 4-11 5-10 11-24-35 19 69 13 9 3 6 200
Pct. .441 .364 .500 DB:2

FG's (1st half: 16-30, 53.3; 2nd half: 14-38, 36.8)
3FG's (1st half: 2-3, 66.7; 2nd half: 2-8, 25.0)
FT's (1st half: 0-1, 0.0; 2nd half: 5-9, 55.6)

Officials: Scott Yarbrough, K. Balque-Moreno, Dennis DeMayo
Attendance: 17,238 • Technical Fouls: None

Score by Period 1st 2nd Total
Georgia 34 35 69
Duke 40 41 81

[10/11] Duke 69, [2/2] Tennessee 63

1999 NCAA Tournament - Regional Final
March 22, 1999
Greensboro Coliseum - Greensboro, N.C.

DUKE FG 3FG FT REB PF TP A TO B S Min
Browne f 2-7 0-1 2-2 4-5-9 1 6 0 5 2 0 20
Schweitzer f 7-11 3-4 5-6 2-3-5 2 22 1 2 0 1 33
Van Gorp c 5-7 0-0 3-4 1-6-7 4 13 1 5 0 0 29
Howard g 1-8 0-2 0-0 0-4-4 3 2 7 3 0 2 39
Erickson g 5-12 1-6 6-9 0-5-5 3 17 3 0 0 1 33
Black 0-0 0-0 0-0 0-0-0 1 0 0 0 0 0 1
Rice 1-5 1-2 6-8 1-7-8 1 9 1 0 0 1 30
Parent 0-0 0-0 0-0 0-1-1 4 0 1 1 1 0 15
TEAM 0-3-3
Totals 21-50 5-15 22-29 8-34-42 19 69 14 16 3 5 200
Pct. .420 .333 .759 DB:2

FG's (1st half: 15-25, 60.0; 2nd half: 6-25, 24.0)
3FG's (1st half: 3-7, 42.9; 2nd half: 2-8, 25.0)
FT's (1st half: 2-2, 100.0; 2nd half: 20-27, 74.1)

Tennessee FG 3FG FT REB PF TP A TO B S Min
Holdsclaw f 2-18 0-0 4-8 3-8-11 5 8 1 5 0 1 38
Catchingins f 5-14 1-4 2-5 4-2-6 4 13 1 0 0 0 29
Snow c 3-5 0-0 0-0 2-6-8 5 6 1 1 0 1 27
Jolly g 5-9 0-2 1-4 0-5-5 5 11 2 3 0 2 38
Randall g 8-17 1-1 1-1 0-0-0 1 18 1 0 0 2 33
Clement 1-4 1-3 0-0 0-0-0 0 3 1 0 0 0 19
Geter 1-1 0-0 0-0 2-1-3 3 2 0 0 0 1 14
Butts 1-1 0-0 0-0 1-1-2 0 2 0 0 0 0 2
TEAM 1-3-4
Totals 26-69 3-10 8-18 13-26-39 23 63 7 10 0 7 200
Pct. .377 .300 .444 DB:6

FG's (1st half: 11-35, 31.4; 2nd half: 15-34, 44.1)
3FG's (1st half: 1-2, 50.0; 2nd half: 2-8, 25.0)
FT's (1st half: 1-4, 25.0; 2nd half: 7-14, 50.0)

Officials: A. Bomengen, S. Kennedy, J. Whitson
Attendance: 12,235 • Technical Fouls: None

Score by Period 1st 2nd Total
Duke 35 34 69
Tennessee 24 39 63

[10/11] Duke 76, [5/5] Old Dominion 63

1999 NCAA Tournament - Regional Semifinal
March 20, 1999
Greensboro Coliseum - Greensboro, N.C.

DUKE FG 3FG FT REB PF TP A TO B S Min
Browne f 2-5 0-0 3-4 1-1-2 1 7 3 3 0 3 28
Schweitzer f 6-10 0-2 3-4 1-6-7 2 15 2 5 0 3 36
Van Gorp c 3-3 0-0 0-0 1-3-4 1 7 4 5 0 0 39
Howard g 3-10 1-5 0-0 1-3-4 1 7 4 5 0 0 39
Erickson g 5-8 3-3 11-11 0-1-7 2 24 3 4 0 1 37
Rice 4-5 1-1 2-2 1-1-2 3 11 2 2 0 2 22
Black 1-2 0-0 0-3 0-0-0 1 4 0 2 0 0 8
Parent 1-1 0-0 0-0 0-1-1 3 2 0 2 0 1 4
Gingrich 0-0 0-0 0-0 0-0-0 0 0 0 0 0 0 1
Medhanie 0-0 0-0 0-0 0-0-0 1 0 0 0 0 0 3
TEAM 0-1-1
Totals 25-44 5-11 21-24 5-23-28 19 76 15 24 1 10 200
Pct. .568 .455 .875 DB:2

FG's (1st half: 13-22, 59.1; 2nd half: 12-22, 54.5)
3FG's (1st half: 1-3, 33.3; 2nd half: 4-8, 50.0)
FT's (1st half: 8-10, 80.0; 2nd half: 13-14, 92.9)

Old Dominion FG 3FG FT REB PF TP A TO B S Min
Andrade f 4-9 0-4 9-11 1-2-3 5 17 2 2 0 0 37
Maiga f 1-4 0-0 2-1 1-2-3 4 4 1 2 0 1 14
Berthieu c 8-10 0-0 2-4 4-6-10 3 18 1 3 1 2 35
Francis g 1-4 0-1 0-1 1-2-3 3 2 2 6 0 4 29
Diaz g 7-13 1-3 0-0 0-2-2 3 15 2 3 0 3 38
Eblin 0-3 0-3 2-2 0-0-0 0 2 0 0 0 0 11
Thompson 0-3 0-2 0-0 1-0-1 0 0 0 0 0 0 11
Levens 0-1 0-1 0-0 1-0-1 0 0 1 3 0 0 7
Williams 2-7 0-0 1-3 0-0-0 2 5 0 1 0 3 16
Bellinghausen 0-1 0-0 0-0 0-0-0 0 0 0 0 0 0 2
TEAM 5-1-6
Totals 23-55 1-14 16-23 14-15-29 20 63 9 21 1 13 200
Pct. .418 .071 .699 DB:2

FG's (1st half: 11-31, 35.5; 2nd half: 12-24, 50.0)
3FG's (1st half: 1-11, 9.1; 2nd half: 0-3, 0.0)
FT's (1st half: 8-11, 72.7; 2nd half: 8-12, 66.7)

Officials: D. DeMayo, L. Newton, D. Stewart
Attendance: 12,200 • Technical Fouls: None

Score by Period 1st 2nd Total
Duke 35 41 76
Old Dominion 31 32 63



**[10/11] Duke 66, St. Joseph's 60**

1999 NCAA Tournament - Second Round  
March 15, 1999  
Cameron Indoor Stadium - Durham, N.C.

	FG	3FG	FT	REB	PF	TP	A	TO	B	S	Min
St. Joseph's											
Coursey f	5-7	3-4	0-0	0-3	1	13	2	2	0	0	39
Moran f	7-15	0-0	2-6	2-3	3	16	1	3	0	1	37
Lichnerovac	4-8	1-2	2-2	3-5	5	11	0	1	0	1	33
Kulesa g	0-0	0-0	0-0	0-1	0	0	0	4	0	1	6
Greenwell g	1-4	0-0	0-0	2-4	2	2	1	0	0	2	23
Zampella	5-11	2-7	3-6	0-3	4	15	4	3	0	1	37
McGahan	1-6	1-6	0-0	0-0	0	3	0	1	0	0	13
Costello	0-0	0-0	0-0	0-1	3	0	1	0	0	1	8
Kuklova	0-2	0-0	0-0	0-1	1	0	0	1	1	0	4
TEAM				1-2							
<b>Totals</b>	<b>23-53</b>	<b>7-19</b>	<b>7-14</b>	<b>8-21</b>	<b>19</b>	<b>60</b>	<b>6</b>	<b>15</b>	<b>1</b>	<b>7</b>	<b>200</b>
<b>Pct.</b>	<b>43.4</b>	<b>36.8</b>	<b>50.0</b>	<b>DB: 5</b>							

FG's (1st half: 12-30, 40.0; 2nd half: 11-23, 47.8)  
3FG's (1st half: 3-10, 30.0; 2nd half: 4-9, 44.4)  
FT's (1st half: 0-0, 0.0; 2nd half: 7-14, 50.0)

DUKE	FG	3FG	FT	REB	PF	TP	A	TO	B	S	Min
Browne f	5-9	0-0	0-0	1-6	2	10	3	1	0	1	22
Schweitzer f	1-4	0-2	1-4	1-3	1	3	1	5	1	2	29
Van Gorp c	8-11	0-0	4-6	3-4	3	20	1	2	1	0	31
Howard g	1-8	1-5	2-2	0-3	3	5	3	2	0	2	37
Erickson g	5-12	2-7	2-2	0-3	4	14	2	5	1	1	36
Rice	2-5	1-2	4-6	4-1	2	9	1	1	0	0	18
Black	0-1	0-0	0-2	0-0	0	0	0	0	0	0	9
Gingrich	0-0	0-0	0-0	0-0	0	0	0	0	0	0	5
Parent	2-2	0-0	1-3	1-1	2	5	0	0	0	0	13
TEAM				3-6							
<b>Totals</b>	<b>24-52</b>	<b>4-16</b>	<b>14-23</b>	<b>13-25</b>	<b>17</b>	<b>66</b>	<b>11</b>	<b>16</b>	<b>3</b>	<b>6</b>	<b>200</b>
<b>Pct.</b>	<b>46.2</b>	<b>25.0</b>	<b>60.9</b>	<b>DB: 2</b>							

FG's (1st half: 12-26, 46.2; 2nd half: 12-26, 46.2)  
3FG's (1st half: 3-10, 30.0; 2nd half: 1-6, 16.7)  
FT's (1st half: 2-2, 100.0; 2nd half: 12-21, 57.1)

Officials: Sue Kennedy, Bob Strong, Eddie Novak  
Attendance: 2,402 • Technical Fouls: None

Score by Period	1st	2nd	Total
St. Joseph's	27	33	60
Duke	29	37	66

**[10/11] Duke 79, Holy Cross 51**

1999 NCAA Tournament - First Round  
March 13, 1999  
Cameron Indoor Stadium - Durham, N.C.

	FG	3FG	FT	REB	PF	TP	A	TO	B	S	Min
Holy Cross											
Ivan f	2-6	1-3	1-2	0-1	3	6	3	4	0	1	26
O'Brien f	6-16	1-3	0-1	0-4	2	13	0	4	0	1	38
Marcisin g	5-9	2-5	0-0	0-1	2	12	0	3	0	0	33
Jutras g	2-4	1-3	0-0	1-6	1	5	3	2	0	0	36
Kinne	3-13	0-6	4-4	0-1	4	10	1	3	0	5	28
Rotemich	1-1	0-0	0-0	0-0	3	2	0	1	0	0	12
Paukert	1-1	1-1	0-0	0-1	1	3	2	1	0	1	13
Abraham	0-2	0-1	0-0	1-0	1	0	1	2	0	1	7
Zawadzkas	0-1	0-0	0-0	0-0	1	0	0	0	0	0	2
Grace	0-1	0-0	0-0	0-0	1	0	0	0	0	0	2
Fabre	0-0	0-0	0-0	0-0	0	0	0	0	0	0	2
O'Shaughnessy	0-1	0-0	0-0	0-0	0	0	0	0	0	1	1
TEAM				0-2							
<b>Totals</b>	<b>20-55</b>	<b>6-22</b>	<b>5-7</b>	<b>2-16</b>	<b>19</b>	<b>51</b>	<b>10</b>	<b>20</b>	<b>0</b>	<b>10</b>	<b>200</b>
<b>Pct.</b>	<b>36.4</b>	<b>27.3</b>	<b>71.4</b>	<b>DB: 1</b>							

FG's (1st half: 13-25, 52.0; 2nd half: 7-30, 23.3)  
3FG's (1st half: 5-10, 50.0; 2nd half: 1-12, 8.3)  
FT's (1st half: 2-2, 100.0; 2nd half: 3-5, 60.0)

DUKE	FG	3FG	FT	REB	PF	TP	A	TO	B	S	Min
Browne f	2-4	0-0	2-2	1-3	3	6	2	3	0	0	19
Van Gorp c	9-12	0-0	1-4	2-6	1	19	1	2	0	0	25
Howard g	4-7	1-2	0-0	0-2	1	9	5	2	0	2	29
Erickson g	1-7	0-4	0-0	0-2	3	2	3	3	0	1	21
Schweitzer g	4-5	2-2	4-6	2-1	0	14	1	1	1	2	24
Rice	2-7	0-2	0-0	4-1	1	4	0	2	0	2	20
Gingrich	2-7	0-2	2-2	0-3	2	6	3	5	0	2	24
Black	3-5	0-0	2-4	1-3	2	8	1	1	0	2	14
Parent	2-2	0-0	0-0	2-2	1	7	1	0	0	0	12
Medhanie	2-2	2-2	0-0	1-1	1	6	1	2	0	1	9
West	0-0	0-0	1-2	0-1	0	1	0	0	0	0	1
Hayes	0-0	0-0	0-0	0-0	0	0	0	0	0	0	1
Jones	0-0	0-0	0-0	0-1	0	0	0	1	0	0	1
TEAM				2-5							
<b>Totals</b>	<b>31-58</b>	<b>5-14</b>	<b>12-20</b>	<b>15-31</b>	<b>15</b>	<b>79</b>	<b>18</b>	<b>22</b>	<b>1</b>	<b>13</b>	<b>200</b>
<b>Pct.</b>	<b>53.4</b>	<b>35.7</b>	<b>60.0</b>	<b>DB: 7</b>							

FG's (1st half: 17-32, 53.1; 2nd half: 14-26, 53.8)  
3FG's (1st half: 2-7, 28.6; 2nd half: 3-7, 42.9)  
FT's (1st half: 6-10, 60.0; 2nd half: 6-10, 60.0)

Officials: Bob Strong, Tom Danaher, Mary Day  
Attendance: 3,023 • Technical Fouls: None

Score by Period	1st	2nd	Total
Holy Cross	33	18	51
Duke	42	37	79

**Arkansas 77, [18/7] Duke 72**

1998 NCAA Tournament - Regional Final  
March 23, 1998  
Oracle Arena - Oakland, Calif.

	FG	3FG	FT	REB	PF	TP	A	TO	B	S	Min
Arkansas											
Karlin f	6-12	0-0	0-0	0-1	3	12	0	1	0	0	34
Messer f	9-16	2-4	0-0	1-4	3	20	5	0	0	2	33
Jones c	1-4	0-0	0-0	0-3	4	2	0	3	0	1	22
Smith g	2-6	0-2	9-10	0-3	3	13	4	2	0	0	40
Willits g	0-5	0-1	0-2	0-4	0	0	1	0	0	2	19
Christensen	6-11	2-4	0-0	0-2	5	14	2	2	0	2	20
Stangle	0-1	0-0	0-0	1-0	1	0	0	0	0	2	8
Adams	6-9	0-0	2-2	4-2	3	14	0	0	0	1	17
Bragg	0-0	0-0	0-0	0-0	0	0	0	0	0	0	1
Anderson	1-1	0-0	0-0	0-0	2	2	1	0	0	0	5
Wright	0-0	0-0	0-0	0-0	0	0	0	0	0	0	1
TEAM				4-5							
<b>Totals</b>	<b>31-65</b>	<b>4-11</b>	<b>11-14</b>	<b>10-24</b>	<b>23</b>	<b>77</b>	<b>13</b>	<b>8</b>	<b>0</b>	<b>10</b>	<b>200</b>
<b>Pct.</b>	<b>47.7</b>	<b>36.4</b>	<b>78.6</b>	<b>DB: 1</b>							

FG's (1st half: 15-35, 42.9; 2nd half: 16-30, 53.3)  
3FG's (1st half: 2-7, 28.6; 2nd half: 2-4, 50.0)  
FT's (1st half: 0-2, 0.0; 2nd half: 11-12, 91.7)

DUKE	FG	3FG	FT	REB	PF	TP	A	TO	B	S	Min
Browne f	9-12	0-0	2-4	2-3	3	20	0	3	0	1	24
Schweitzer f	0-4	0-2	2-3	2-4	1	2	0	2	1	1	27
Van Gorp c	5-7	0-0	4-6	0-2	1	14	0	1	1	0	25
Erickson g	5-15	0-5	2-2	0-4	3	12	5	2	1	1	39
Howard g	2-6	1-2	1-2	2-1	4	6	1	2	0	0	33
Rice	2-6	0-2	4-5	3-3	2	8	1	0	0	2	23
Parent	3-4	0-0	3-4	2-4	4	9	1	3	1	0	21
Black	0-2	0-0	1-4	0-1	0	1	0	1	0	0	8
TEAM				1-4							
<b>Totals</b>	<b>26-56</b>	<b>1-11</b>	<b>19-30</b>	<b>12-26</b>	<b>18</b>	<b>72</b>	<b>8</b>	<b>14</b>	<b>4</b>	<b>5</b>	<b>200</b>
<b>Pct.</b>	<b>46.4</b>	<b>9.1</b>	<b>63.3</b>	<b>DB: 4</b>							

FG's (1st half: 11-29, 37.9; 2nd half: 15-27, 55.6)  
3FG's (1st half: 1-6, 16.7; 2nd half: 0-5, 0.0)  
FT's (1st half: 8-14, 57.1; 2nd half: 11-16, 68.8)

Officials: Judy Schneider, Brian Enterline, John Moringsta  
Attendance: 5,801 • Technical Fouls: None

Score by Period	1st	2nd	Total
Arkansas	32	45	77
Duke	31	41	72

**[8/7] Duke 71, [13/12] Florida 58**

1998 NCAA Tournament - Regional Semifinal  
March 21, 1998  
Oracle Arena - Oakland, Calif.

	FG	3FG	FT	REB	PF	TP	A	TO	B	S	Min
Florida											
Bingham f	1-6	1-4	0-0	0-2	3	3	0	2	0	0	29
Page f	6-10	0-0	1-1	1-4	4	13	1	2	0	2	36
Stocks c	2-7	0-0	4-4	2-2	3	8	0	3	0	1	24
Hudson g	2-6	0-1	2-2	0-3	5	6	4	4	0	1	22
Smith g	2-7	0-2	0-0	2-1	2	4	2	0	0	1	37
Washington	7-12	0-0	0-0	1-4	0	14	1	3	0	0	29
Bell	4-9	0-1	2-2	0-1	3	10	3	1	0	0	23
TEAM				4-2							
<b>Totals</b>	<b>24-57</b>	<b>1-8</b>	<b>9-9</b>								

**[16/19] Illinois 85, [8/7] Duke 67**

1997 NCAA Tournament - Second Round  
March 16, 1997  
Assembly Hall - Champaign, Ill.

DUKE	FG	3FG	FT	REB	PF	TP	A	TO	B	S	Min
Howard	g	3-10	3-7	1-1	0-2-2	5	10	7	4	0	2 36
Orr	g	8-21	4-13	2-2	3-7-10	3	22	3	2	0	3 30
Coggeshall	f	0-4	0-1	0-0	0-0-0	1	0	1	0	0	0 14
Hall	f	6-11	0-0	5-6	2-3-5	5	17	1	7	0	2 25
Black	c	2-12	0-0	1-2	3-6-9	2	5	0	2	1	0 24
Browne	e	4-6	0-1	1-1	3-4-7	2	9	2	1	0	2 32
West	g	0-3	0-2	0-0	0-0-0	1	0	0	0	0	1 3
Brodnik	g	0-0	0-0	0-0	0-0-0	0	0	0	0	0	0 1
Brown	g	0-1	0-0	0-0	0-0-0	0	0	0	0	0	0 1
Medhanie	g	1-6	0-5	0-1	3-2-5	5	2	0	1	0	0 20
Rice	g	1-2	0-1	0-0	0-3-3	1	2	0	0	0	1 6
Jones	g	0-0	0-0	0-0	0-0-0	0	0	0	0	0	0 1
TEAM					1-2-3						
<b>Totals</b>		<b>25-76</b>	<b>7-30</b>	<b>10-14</b>	<b>15-29-44</b>	<b>25</b>	<b>67</b>	<b>14</b>	<b>17</b>	<b>1</b>	<b>11 200</b>
<b>Pct.</b>		<b>32.9</b>	<b>23.3</b>	<b>71.4</b>	<b>DB: 2</b>						

FG's (1st half: 10-34, 29.4; 2nd half: 15-42, 35.7)  
3FG's (1st half: 3-11, 27.3; 2nd half: 4-19, 21.1)  
FT's (1st half: 6-9, 66.7; 2nd half: 4-5, 80.0)

**[13/19] Illinois 85, [8/7] Duke 67**

Illinois	FG	3FG	FT	REB	PF	TP	A	TO	B	S	Min
Catching	f	3-7	0-0	1-1	1-3-4	3	7	1	2	0	1 25
Reinking	g	4-14	1-3	4-6	0-6-6	4	13	3	4	0	0 3
Berggren	g	5-13	0-0	8-9	4-9-13	1	18	5	2	0	2 3
Vasey	f	3-4	0-0	0-0	5-1-6	0	6	1	1	0	0 11
Leonhardt	c	3-8	0-0	3-4	2-4-6	4	9	1	2	1	1 26
Smith	g	0-0	0-0	2-2	0-1-1	0	2	1	1	0	0 2
Zurek	g	0-0	0-0	0-0	0-1-1	0	0	0	0	0	0 1
Parker	g	0-0	0-0	2-2	0-0-0	0	2	2	1	0	0 7
Bond	g	0-0	0-0	0-0	0-0-0	0	0	0	0	0	0 1
Henderson	g	1-4	0-1	4-4	0-0-0	1	6	0	1	0	1 14
Sheeler	g	1-2	1-1	2-4	2-3-5	2	15	1	2	0	4 3
Coleman	g	0-2	0-2	5-6	0-5-5	0	5	0	0	0	0 15
Vandertop	g	0-0	0-0	2-2	0-0-0	0	2	0	0	0	0 1
TEAM					1-4-5						
<b>Totals</b>		<b>25-64</b>	<b>2-7</b>	<b>33-40</b>	<b>15-37-52</b>	<b>15</b>	<b>85</b>	<b>15</b>	<b>16</b>	<b>1</b>	<b>9 200</b>
<b>Pct.</b>		<b>39.1</b>	<b>28.6</b>	<b>82.5</b>	<b>DB: 3</b>						

FG's (1st half: 13-33, 39.4; 2nd half: 12-31, 38.8)  
3FG's (1st half: 1-5, 20.0; 2nd half: 1-2, 50.0)  
FT's (1st half: 3-7, 42.9; 2nd half: 30-33, 90.0)

Officials: Eric Larsan, Melissa Barlow, Stan Gackzola  
Attendance: 4,050 • Technical Fouls: None

Score by Period	1st	2nd	Total
Illinois	30	55	67
Duke	29	38	67

**[8/7] Duke 70, DePaul 56**

1997 NCAA Tournament - First Round  
March 28, 1999  
Assembly Hall - Champaign, Ill.

DePaul	FG	3FG	FT	REB	PF	TP	A	TO	B	S	Min
McDonald	g	2-4	1-2	0-0	1-1-2	4	5	1	0	0	35
Williams	g	8-20	4-12	2-2	0-4-4	4	22	5	12	1	4 39
Udoka	g	6-9	0-0	0-0	4-3-7	4	12	1	5	0	0 37
Booker	g	3-9	1-5	0-0	0-4-4	3	7	0	3	0	0 39
Lundquist	g	5-8	0-0	0-0	0-6-6	5	10	0	1	4	0 28
Bullock	g	0-0	0-0	0-0	0-0-0	2	0	2	1	0	0 6
Fitzgerald	g	0-0	0-0	0-0	0-0-0	0	0	0	0	0	0 1
Burge	g	0-2	0-0	0-0	2-0-2	2	0	0	0	1	2 15
TEAM					1-4-5						
<b>Totals</b>		<b>24-52</b>	<b>6-19</b>	<b>2-2</b>	<b>8-22-30</b>	<b>24</b>	<b>56</b>	<b>13</b>	<b>23</b>	<b>6</b>	<b>6 200</b>
<b>Pct.</b>		<b>42.6</b>	<b>31.6</b>	<b>100.0</b>	<b>DB: 0</b>						

FG's (1st half: 13-28, 46.4; 2nd half: 11-24, 45.8)  
3FG's (1st half: 2-7, 28.6; 2nd half: 4-12, 33.3)  
FT's (1st half: 0-0, 0.0; 2nd half: 2-2, 100.0)

**[8/7] Duke 70, DePaul 56**

Duke	FG	3FG	FT	REB	PF	TP	A	TO	B	S	Min
Howard	g	0-9	0-2	4-4	1-2-3	0	4	4	1	0	1 37
Orr	g	6-18	1-5	7-8	1-7-8	0	20	3	3	0	0 39
Oggershall	g	1-2	0-0	0-0	0-0-0	0	2	0	0	0	0 11
Hall	g	8-13	0-0	2-2	3-2-5	3	18	0	4	0	2 36
Black	g	4-10	0-0	3-6	6-0-6	3	11	4	2	0	4 30
Browne	g	2-4	0-0	6-8	4-4-8	1	10	3	2	1	2 30
Medhanie	g	1-1	0-1	0-0	0-0-0	2	0	1	1	0	0 6
Rice	g	2-3	1-2	0-0	2-1-3	2	5	0	1	0	0 11
TEAM					3-4-7						
<b>Totals</b>		<b>23-60</b>	<b>2-10</b>	<b>22-28</b>	<b>20-20-40</b>	<b>11</b>	<b>70</b>	<b>15</b>	<b>14</b>	<b>1</b>	<b>9 200</b>
<b>Pct.</b>		<b>38.3</b>	<b>20.0</b>	<b>78.6</b>	<b>DB: 1</b>						

FG's (1st half: 11-30, 36.7; 2nd half: 12-30, 40.0)  
3FG's (1st half: 2-9, 22.2; 2nd half: 0-1, 0.0)  
FT's (1st half: 6-9, 66.7; 2nd half: 16-19, 84.2)

Officials: Suzanne Black, Dennis Taylor, Eric Larsan  
Attendance: 4,050 • Technical Fouls: None

Score by Period	1st	2nd	Total
DePaul	28	28	56
Duke	30	40	70

**San Francisco 64, [13/19] Duke 60**

1996 NCAA Tournament - Second Round  
March 18, 1996  
Cameron Indoor Stadium - Durham, N.C.

San Francisco	FG	3FG	FT	REB	PF	TP	A	TO	B	S	Min
Wanless	g	2-6	0-1	0-0	3-2-5	4	4	2	2	3	1 31
Demirdjian	g	6-9	0-0	0-0	1-5-6	3	12	3	1	0	0 34
Lillon	g	4-5	0-0	1-2	2-7-9	5	9	0	1	1	1 22
Lindhe	g	7-18	1-3	2-2	1-4-7	1	17	5	0	0	0 38
Shadian	g	2-5	1-2	0-0	1-6-7	3	5	6	4	0	2 32
Murdernt	g	7-14	0-0	0-0	0-0-0	4	14	1	1	0	0 26
Kagie	g	1-7	1-3	0-1	1-5-6	4	3	1	1	1	0 17
TEAM					2-1-3						
<b>Totals</b>		<b>29-64</b>	<b>3-9</b>	<b>3-5</b>	<b>11-30-41</b>	<b>24</b>	<b>64</b>	<b>18</b>	<b>12</b>	<b>5</b>	<b>4 200</b>
<b>Pct.</b>		<b>45.3</b>	<b>33.3</b>	<b>60.0</b>	<b>DB: 4</b>						

FG's (1st half: 16-32, 50.0; 2nd half: 13-32, 40.6)  
3FG's (1st half: 2-4, 50.0; 2nd half: 1-5, 20.0)  
FT's (1st half: 0-0, 0.0; 2nd half: 3-5, 60.0)

**San Francisco 64, [13/19] Duke 60**

Duke	FG	3FG	FT	REB	PF	TP	A	TO	B	S	Min
Scanlon	f	3-10	0-3	3-5	2-4-6	2	9	1	0	0	0 36
Hall	f	4-8	0-0	2-6	2-2-4	1	10	1	1	2	2 36
Day	c	0-7	0-1	0-0	1-1-2	2	0	0	1	0	1 17
Howard	g	0-5	0-1	1-2	1-5-6	1	1	6	2	0	0 38
Orr	g	7-17	0-6	0-1	3-5-8	3	14	2	4	0	1 32
Medhanie	g	1-3	0-2	0-1	0-0-0	2	2	2	1	0	1 11
Black	g	9-13	0-0	6-7	3-6-9	2	21	2	1	3	1 30
TEAM					3-1-4						
<b>Totals</b>		<b>24-63</b>	<b>0-13</b>	<b>12-22</b>	<b>15-24-39</b>	<b>14</b>	<b>60</b>	<b>14</b>	<b>10</b>	<b>6</b>	<b>5 200</b>
<b>Pct.</b>		<b>38.1</b>	<b>0.0</b>	<b>54.5</b>	<b>DB: 2</b>						

FG's (1st half: 10-29, 34.5; 2nd half: 14-34, 41.2)  
3FG's (1st half: 0-6, 0.0; 2nd half: 0-7, 0.0)  
FT's (1st half: 5-11, 45.5; 2nd half: 7-11, 63.6)

Officials: Mike Brooks, Ray Bomeli, Deb Allen  
Attendance: 4,050 • Technical Fouls: None

Score by Period	1st	2nd	Total
San Francisco	34	30	64
Duke	25	35	60

**[13/19] Duke 85, James Madison 53**

1996 NCAA Tournament - First Round  
March 16, 1996  
Greensboro Coliseum - Greensboro, N.C.

James Mad.	FG	3FG	FT	REB	PF	TP	A	TO	B	S	Min
Schreib	f	2-12	1-3	1-2	2-3-5	4	8	3	0	0	1 32
Cook	f	2-6	0-1	2-2	3-1-4	1	6	1	3	0	1 23
Turczyn	c	1-2	0-0	0-1	1-1-2	3	2	1	0	0	0 25
Ritinger	g	5-16	2-9	0-0	0-0-0	4	12	2	6	0	0 37
Helmbaugh	g	7-11	2-3	0-0	1-2-3	2	16	3	1	0	2 33
Jordan	g	0-0	0-0	0-0	0-3-3	1	0	0	0	0	0 12
Williams	g	0-1	0-1	1-2	0-1-1	0	7	0	0	0	0 18
Herring	g	0-1	0-0	0-0	1-0-1	0	0	2	0	0	0 10
Williams	g	0-1	0-0	2-2	0-1-1	0	2	0	0	0	0 4
Demann	g	0-0	0-0	0-0	0-1-1	3	0	0	0	0	0 6
TEAM					0-3-3						
<b>Totals</b>		<b>21-60</b>	<b>5-17</b>	<b>6-9</b>	<b>8-16-24</b>	<b>18</b>	<b>53</b>	<b>10</b>	<b>12</b>	<b>0</b>	<b>4 200</b>
<b>Pct.</b>		<b>35.0</b>	<b>29.4</b>	<b>66.7</b>	<b>DB: 2</b>						

FG's (1st half: 12-32, 37.5; 2nd half: 9-2

**[5/6] Rutgers 78, Duke 64**

1987 NCAA Tournament - First Round  
 March 14, 1987  
 Louis Brown Athletic Center - Piscataway, N.J.

DUKE	FG	FT	REB	PF	TP	A	TO	B	S	Min
Anderson	6-12	0-1	1-6-7	3	12	2	6	0	1	34
Moreland	9-16	4-5	5-7-12	4	22	0	2	0	2	37
Sullivan	1-3	0-0	3-4-7	5	2	0	2	0	0	13
Hunter	2-3	0-0	0-1-1	1	4	3	4	0	0	26
Meier	3-17	5-6	1-3-4	2	11	4	6	0	0	39
Morgan	0-0	0-0	0-0-0	0	0	0	0	0	0	1
Sonzogni	0-1	0-1	0-1-1	1	0	0	1	0	0	15
Christopher	1-1	0-1	1-0-1	2	2	0	0	0	0	2
Langhi	0-1	0-0	0-0-0	1	0	0	1	0	0	5
Harnett	4-11	3-3	2-5-7	4	11	0	0	0	0	28
TEAM			1-1-2							
<b>Totals</b>	<b>26-65</b>	<b>12-16</b>	<b>14-28-32</b>	<b>23</b>	<b>64</b>	<b>10</b>	<b>25</b>	<b>0</b>	<b>6</b>	<b>200</b>
Pct.	40.0	75.0	DB: 0							

FG's (1st half: 11-31, 35.4; 2nd half: 15-34, 44.1)  
 FT's (1st half: 3-5, 60.0; 2nd half: 9-11, 81.8)

Rutgers	FG	FT	REB	PF	TP	A	TO	B	S	Min
Foley	2-9	4-4	1-2-3	2	8	6	4	0	0	38
Wicks	7-13	9-12	4-7-11	4	23	1	6	1	3	30
Howard	5-11	4-7	2-10-12	4	14	1	3	1	2	31
Malouf	3-6	2-2	0-2-2	4	8	6	2	0	0	35
Austin	6-11	5-7	2-2-4	3	17	5	4	0	3	35
Catala	0-0	0-0	0-0-0	0	0	0	0	0	0	1
Cooper	0-0	0-0	0-0-0	0	0	0	0	0	0	1
Shildt	2-2	0-0	0-2-2	0	4	3	0	0	0	9
Lender	2-3	0-0	0-2-2	2	4	0	0	1	2	14
Adamson	0-0	0-0	0-1-1	0	0	0	0	0	0	1
TEAM			0-1-1							
<b>Totals</b>	<b>27-55</b>	<b>24-32</b>	<b>9-28-37</b>	<b>19</b>	<b>78</b>	<b>22</b>	<b>19</b>	<b>3</b>	<b>10</b>	<b>200</b>
Pct.	49.1	75.0	DB: 0							

FG's (1st half: 14-31, 45.2; 2nd half: 13-24, 54.2)  
 FT's (1st half: 3-4, 75.0; 2nd half: 21-28, 75.0)

Officials: Frank Mitcher, Sue Kennedy  
 Attendance: 4,943 • Technical Fouls: None

Score by Period	1st	2nd	Total
Duke	25	39	64
Rutgers	31	47	78

**Duke 70, Manhattan 55**

1987 NCAA Tournament - First Round  
 March 11, 1987  
 Cameron Indoor Stadium - Durham, N.C.

DUKE	FG	FT	REB	PF	TP	A	TO	B	S	Min
Anderson	f 3-8	0-2	3-7-10	0	6	4	1	0	0	29
Moreland	f 9-14	7-9	1-5-6	3	25	0	2	1	1	38
Sullivan	c 3-4	0-0	4-4-8	5	6	1	2	1	0	24
Hunter	g 0-6	0-0	0-2-2	1	0	1	2	0	2	26
Meier	g 6-11	4-5	3-8-11	3	16	10	4	0	2	32
Sonzogni	1-3	0-0	0-1-1	2	2	2	3	0	0	17
Harnett	5-11	4-6	1-1-2	1	14	1	1	2	0	19
Langhi	0-1	0-0	0-0-0	0	0	0	0	0	0	4
Christopher	0-0	1-2	1-3-4	3	1	0	2	0	0	8
Morgan	0-0	0-0	0-0-0	0	0	0	0	0	0	2
Kalinowski	0-2	0-1	1-1-2	0	0	0	1	0	0	1
TEAM			1							
<b>Totals</b>	<b>21-60</b>	<b>16-25</b>	<b>14-32-47</b>	<b>18</b>	<b>70</b>	<b>19</b>	<b>18</b>	<b>4</b>	<b>5</b>	<b>200</b>
Pct.	35.0	64.0	DB: 4							

FG's (1st half: 10-25, 40.0; 2nd half: 17-35, 48.6)  
 3FG's (1st half: 0-0, 0.0; 2nd half: 0-0, 0.0)  
 FT's (1st half: 9-13, 69.2; 2nd half: 7-12, 58.3)

Manhattan	FG	FT	REB	PF	TP	A	TO	B	S	Min
Jack	f 4-9	4-4	0-4-4	4	12	0	2	0	0	29
Robeson	f 3-12	1-2	3-5-8	3	7	0	2	0	0	22
Harding	c 2-3	0-2	0-1-1	5	4	1	0	0	0	19
Gordon	g 2-11	2-2	1-6-7	3	6	5	4	0	1	31
O'Connor	g 4-9	3-7	2-2-4	1	11	1	4	0	5	31
Seybold	1-7	0-0	0-0-0	0	2	0	0	0	0	22
Mullfingher	1-1	0-0	0-1-1	1	2	0	0	0	0	8
O'Flaherty	1-4	2-2	1-1-2	4	10	1	0	0	0	21
Sellinger	4-4	0-0	1-2-3	0	0	0	1	0	0	14
Snyder	0-4	1-2	0-0-0	2	1	0	0	0	0	2
Cehelsky	0-0	0-0	0-1-1	0	0	0	0	0	0	1
TEAM			2							
<b>Totals</b>	<b>21-60</b>	<b>13-21</b>	<b>8-23-33</b>	<b>23</b>	<b>55</b>	<b>8</b>	<b>13</b>	<b>0</b>	<b>6</b>	<b>200</b>
Pct.	35.0	61.9	DB: 5							

FG's (1st half: 13-27, 48.1; 2nd half: 8-33, 24.2)  
 3FG's (1st half: 0-0, 0.0; 2nd half: 0-0, 0.0)  
 FT's (1st half: 3-7, 42.9; 2nd half: 10-14, 71.4)

Officials: Ron Collins, Vicky Davis  
 Attendance: 1200 est. • Technical Fouls: None

Score by Periods	1st	2nd	Total
Manhattan	29	26	55
Duke	29	41	70

**Alana Beard #20**

YEAR	G-GS	MIN-AVG	FG-FGA	PCT	3P-3PA	PCT	FT-FTA	PCT	REB	AVG	PF-FO	AST	TO	BS	ST	PTS	AVG
2000-01	30-30	893-29.8	194-379	.512	10-51	.196	111-141	.787	136	4.5	86-4	113	81	30	106	509	17.0
2001-02	35-35	1164-33.1	275-481	.572	25-66	.379	119-158	.753	213	6.1	88-2	154	93	25	114	694	19.8
2002-03	37-37	1161-31.4	294-558	.527	24-85	.282	201-259	.776	256	6.9	98-0	110	87	48	104	813	22.0
2003-04	34-34	1067-31.4	242-488	.496	36-115	.313	151-194	.778	184	5.4	74-0	132	76	46	80	671	19.7
Career	136-136	4285-31.5	1005-1906	.527	95-317	.300	582-752	.774	789	5.8	346-6	509	337	149	404	2687	19.8

**Chris Moreland #24**

YEAR	G-GS	MIN-AVG	FG-FGA	PCT	3P-3PA	PCT	FT-FTA	PCT	REB	AVG	PF-FO	AST	TO	BS	ST	PTS	AVG
1984-85	25-25	797-31.9	163-288	.566	---	---	113-160	.706	238	9.5	75-2	32	68	10	18	439	17.6
1985-86	30-29	917-30.6	254-438	.580	---	---	183-267	.685	354	11.8	78-1	20	74	9	25	691	23.0
1986-87	28-27	944-33.7	219-396	.553	---	---	148-222	.667	294	10.5	76-0	39	69	5	24	586	20.9
1987-88	28-28	891-31.8	192-326	.589	0-0	.000	132-219	.603	343	12.3	83-3	28	66	4	27	516	18.4
Career	111-109	3549-32.0	828-1448	.572	0-0	.000	576-868	.664	1229	11.1	312-6	119	277	28	94	2232	20.1

**Monique Currie #25**

YEAR	G-GS	MIN-AVG	FG-FGA	PCT	3P-3PA	PCT	FT-FTA	PCT	REB	AVG	PF-FO	AST	TO	BS	ST	PTS	AVG
2001-02	35-22	971-27.7	178-360	.494	8-34	.235	138-179	.771	209	6.0	87-2	90	90	24	50	502	14.3
2002-03	Medical Redshirt																
2003-04	34-34	943-27.7	151-318	.475	10-42	.238	105-139	.755	208	6.1	103-4	101	83	28	53	417	12.6
2004-05	36-36	1127-31.3	218-489	.446	26-82	.317	168-215	.781	254	7.1	85-2	123	109	14	77	630	17.5
2005-06	35-35	972-27.8	202-425	.475	42-100	.420	127-155	.819	203	5.8	83-0	99	69	9	48	573	16.4
Career	140-127	4013-28.7	749-1592	.470	86-258	.333	538-688	.782	874	6.2	358-8	413	351	75	228	2122	15.2

**Sue Harnett #23**

YEAR	G-GS	MIN-AVG	FG-FGA	PCT	3P-3PA	PCT	FT-FTA	PCT	REB	AVG	PF-FO	AST	TO	BS	ST	PTS	AVG
1986-87	29-8	613-21.1	122-248	.492	---	---	46-64	.719	168	5.8	64-0	30	33	37	7	290	10.0
1987-88	28-23	756-27.0	157-316	.497	0-1	.000	74-112	.661	218	7.8	79-3	36	78	36	13	388	12.9
1988-89	27-26	816-30.2	211-393	.537	0-0	.000	104-154	.675	222	8.2	78-1	41	73	21	40	526	19.5
1989-90(RS)	5-5	138-27.6	43-66	.652	0-0	.000	5-11	.455	44	8.8	19-2	3	18	4	4	91	18.2
1990-91	28-28	897-32.0	194-362	.536	0-0	.000	102-143	.713	247	8.8	69-3	54	88	32	22	490	17.5
Career	117-90	3220-27.5	727-1385	.525	0-1	.000	331-484	.684	899	7.7	309-9	164	290	130	86	1785	15.3

**Katie Meier #31**

YEAR	G-GS	MIN-AVG	FG-FGA	PCT	3P-3PA	PCT	FT-FTA	PCT	REB	AVG	PF-FO	AST	TO	BS	ST	PTS	AVG
1985-86	30-5	725-24.8	168-339	.496	---	---	102-138	.739	148	4.9	84-4	84	87	11	58	438	14.6
1986-87	29-29	978-33.7	196-408	.480	---	---	98-150	.653	151	5.2	76-3	129	106	11	68	490	16.9
1987-88	22-17	578-26.3	110-237	.464	4-17	.235	80-107	.748	123	5.6	50-1	83	69	15	54	304	13.8
1988-89	Medical Redshirt																
1989-90	28-28	1009-36.0	179-390	.459	4-15	.267	167-229	.729	248	8.9	83-2	113	99	16	52	529	18.9
Career	109-79	3310-30.4	653-1374	.475	8-32	.250	447-624	.716	670	6.1	293-10	409	361	53	232	1761	16.2

**Iciss Tillis #33**

YEAR	G-GS	MIN-AVG	FG-FGA	PCT	3P-3PA	PCT	FT-FTA	PCT	REB	AVG	PF-FO	AST	TO	BS	ST	PTS	AVG
2000-01	34-25	829-24.4	118-270	.437	27-74	.365	29-40	.725	188	5.5	86-2	60	70	40	54	292	8.6
2001-02	34-33	1032-30.4	197-436	.452	30-89	.337	62-91	.681	271	8.0	91-2	94	99	30	79	486	14.3
2002-03	37-37	1128-30.5	212-476	.445	47-122	.385	64-80	.800	273	7.4	93-3	79	91	38	80	535	14.5
2003-04	32-32	897-28.0	146-355	.411	24-82	.293	83-96	.865	214	6.7	82-3	68	61	43	57	399	12.5
Career	137-127	3886-28.4	673-1537	.438	128-367	.349	238-307	.775	946	6.9	352-10	301	321	151	270	1712	12.5

**Jasmine Thomas #5**

YEAR	G-GS	MIN-AVG	FG-FGA	PCT	3P-3PA	PCT	FT-FTA	PCT	REB	AVG	PF-FO	AST	TO	BS	ST	PTS	AVG
2007-08	35-20	884-25.3	112-319	.351	24-97	.247	29-48	.604	98	2.8	55-0	82	88	30	52	277	7.9
2008-09	30-38	885-29.5	112-310	.361	28-98	.286	55-74	.743	82	2.7	48-0	98	78	7	50	307	10.2
2009-10	36-36	1168-32.4	206-532	.387	63-177	.356	102-129	.791	153	4.3	63-0	146	115	7	100	577	16.0
2010-11	36-36	1172-32.6	199-513	.388	65-166	.392	0-121	.661	139	3.9	57-0	123	104	20	85	543	15.1
Career	137-120	4109-30.0	629-1674	.376	180-538	.335	266-372	.715	472	3.4	223-0	449	385	64	287	1704	12.4



**Tricia Liston #32**

YEAR	G-GS	MIN-AVG	FG-FGA	PCT	3P-3PA	PCT	FT-FTA	PCT	REB	AVG	PF--FO	AST	TO	BS	ST	PTS	AVG
2010-11	32-2	384-12.0	60-131	.458	28-72	.389	29-42	.690	67	2.1	24-0	28	30	2	19	177	5.5
2011-12	33-17	871-26.4	134-276	.486	57-124	.460	72-83	.867	129	3.9	46-0	48	49	1	42	397	12.0
2012-13	36-28	1046-29.1	163-364	.448	80-172	.465	81-87	.931	182	5.1	90-0	52	72	3	35	487	13.5
2013-14	35-35	1098-31.4	209-398	.525	87-181	.481	98-115	.852	183	5.2	58-0	57	81	6	20	603	17.2
Career	136-82	3399-25.0	566-1169	.484	252-549	.459	280-327	.856	561	4.1	177-0	185	232	12	116	1664	12.2

**Georgia Schweitzer #23**

YEAR	G-GS	MIN-AVG	FG-FGA	PCT	3P-3PA	PCT	FT-FTA	PCT	REB	AVG	PF--FO	AST	TO	BS	ST	PTS	AVG
1997-98	32-15	816-25.5	85-205	.415	37-104	.356	40-54	.741	89	2.8	47-0	73	52	4	41	247	7.7
1998-99	36-32	958-26.6	132-270	.489	40-96	.417	56-83	.675	147	4.1	63-0	103	83	14	35	360	10.0
1999-00	34-34	1069-31.4	187-408	.458	60-149	.403	98-127	.772	136	4.0	42-0	112	83	12	45	532	15.6
2000-01	34-34	1100-32.4	175-365	.479	65-155	.419	66-94	.702	161	4.7	58-0	140	92	11	50	481	14.1
Career	136-115	3943-29.0	579-1248	.464	202-504	.401	260-358	.726	533	3.9	210-0	428	310	41	171	1620	11.9

**Elizabeth Williams #1**

YEAR	G-GS	MIN-AVG	FG-FGA	PCT	3P-3PA	PCT	FT-FTA	PCT	REB	AVG	PF--FO	AST	TO	BS	ST	PTS	AVG
2011-12	33-33	1008-30.5	186-383	.486	1-2	.500	88-145	.607	259	7.8	78-1	54	101	116	51	461	14.0
2012-13	36-36	1063-29.5	215-423	.508	0-1	.000	116-167	.695	264	7.3	63-0	45	78	107	41	546	15.2
2013-14	35-35	1066-30.5	202-384	.526	0-0	.000	80-142	.563	267	7.6	77-4	76	79	108	45	484	13.8
Career	104-100	3137-30.2	603-1190	.507	1-3	.333	284-454	.626	790	7.6	218-5	175	258	331	137	1491	14.3

**Chante Black #11**

YEAR	G-GS	MIN-AVG	FG-FGA	PCT	3P-3PA	PCT	FT-FTA	PCT	REB	AVG	PF--FO	AST	TO	BS	ST	PTS	AVG
2004-05	34-3	641-18.9	87-165	.527	0-0	.000	36-70	.514	260	7.6	64-0	39	57	46	28	210	6.2
2005-06	34-12	636-18.7	109-202	.540	0-0	.000	49-84	.583	208	6.1	90-1	20	57	65	28	267	7.9
2006-07		Medical Redshirt															
2007-08	35-35	953-27.2	191-364	.525	0-0	.000	112-144	.778	249	7.1	84-1	49	77	81	49	494	14.1
2008-09	33-33	949-28.8	178-366	.486	0-3	.000	111-153	.725	278	8.4	75-3	49	85	69	47	467	14.2
Career	136-83	3179-23.4	565-1097	.515	0-3	.000	308-451	.683	995	7.3	313-5	157	276	261	152	1438	10.6

**Mistie Bass #1**

YEAR	G-GS	MIN-AVG	FG-FGA	PCT	3P-3PA	PCT	FT-FTA	PCT	REB	AVG	PF--FO	AST	TO	BS	ST	PTS	AVG
2002-03	37-15	594-16.1	89-181	.492	0-0	.000	78-115	.678	138	3.7	76-2	28	38	26	24	256	6.9
2003-04	34-34	776-22.8	132-216	.611	0-0	.000	77-122	.631	182	5.4	84-0	26	51	42	31	341	10.0
2004-05	36-36	975-27.1	176-327	.538	0-1	.000	68-111	.613	258	7.2	79-0	64	63	30	41	420	11.7
2005-06	35-35	867-24.8	160-259	.618	0-0	.000	72-111	.649	222	6.3	75-1	57	69	33	31	392	11.2
Career	142-120	3212/22.6	557-983	.567	0-1	.000	295-459	.643	800	5.6	314-3	175	221	131	127	1409	9.9

**Abby Waner #4**

YEAR	G-GS	MIN-AVG	FG-FGA	PCT	3P-3PA	PCT	FT-FTA	PCT	REB	AVG	PF--FO	AST	TO	BS	ST	PTS	AVG
2005-06	35-15	758-21.7	111-246	.451	50-131	.382	38-55	.691	87	2.5	62-0	112	86	8	65	310	8.9
2006-07	34-34	969-28.5	175-380	.461	68-188	.362	60-78	.769	150	4.4	57-0	93	67	15	85	478	14.1
2007-08	31-31	921-29.7	110-336	.327	49-188	.261	50-68	.735	113	3.6	77-1	117	91	6	80	319	10.3
2008-09	31-31	975-31.5	107-321	.333	55-184	.299	32-41	.780	95	3.1	61-1	110	103	15	83	301	9.7
Career	131-111	3623-27.7	503-1283	.392	222-691	.321	180-242	.744	445	3.4	257-2	432	347	44	313	1408	10.7

**Kira Orr #12**

YEAR	G-GS	MIN-AVG	FG-FGA	PCT	3P-3PA	PCT	FT-FTA	PCT	REB	AVG	PF--FO	AST	TO	BS	ST	PTS	AVG
1993-94	27-0	466-17.3	44-115	.383	7-31	.226	19-35	.543	49	1.8	47-0	56	73	1	28	114	4.2
1994-95	30-29	974-32.5	125-330	.379	28-91	.308	54-81	.667	121	4.0	73-1	126	103	1	57	332	11.1
1995-96	33-33	1151-34.9	155-371	.418	42-133	.316	82-113	.726	173	5.2	54-0	170	112	0	60	434	13.2
1996-97	29-29	984-33.9	176-419	.420	56-161	.348	100-120	.833	162	5.6	57-0	93	96	3	59	508	17.5
Career	119-91	3575-30.0	500-1235	.405	133-416	.320	255-349	.731	505	4.2	231-1	445	384	5	204	1388	11.7

**Jennifer Scanlon #13**

YEAR	G-GS	MIN-AVG	FG-FGA	PCT	3P-3PA	PCT	FT-FTA	PCT	REB	AVG	PF--FO	AST	TO	BS	ST	PTS	AVG
1992-93	27-4	592-21.9	102-255	.400	25-63	.397	40-68	.588	76	2.8	42-0	34	49	2	22	269	10.0
1993-94	27-25	676-25.0	118-267	.442	35-95	.368	45-59	.763	70	2.6	44-0	52	55	7	32	316	11.7
1994-95	31-31	947-30.5	142-337	.421	51-131	.389	69-100	.690	108	3.5	61-1	66	80	1	37	404	13.0
1995-96	33-33	1089-33.0	140-347	.403	48-131	.366	60-88	.682	136	4.1	60-1	107	70	2	31	388	11.8
Career	118-93	3304-28.0	502-1206	.416	159-420	.379	214-315	.679	390	3.3	207-2	259	254	12	122	1377	11.7

**Haley Peters #33**

YEAR	G-GS	MIN-AVG	FG-FGA	PCT	3P-3PA	PCT	FT-FTA	PCT	REB	AVG	PF--FO	AST	TO	BS	ST	PTS	AVG
2010-11	36-9	635-17.6	97-186	.522	6-21	.286	25-34	.735	131	3.6	76-1	24	64	7	16	225	6.3
2011-12	33-33	902-27.3	155-303	.512	18-41	.439	29-39	.744	186	5.6	82-2	44	82	9	44	357	10.8
2012-13	36-36	1083-30.1	184-363	.507	27-57	.474	43-56	.768	273	7.6	91-5	67	97	17	40	438	12.2
2013-14	31-31	966-31.2	143-307	.466	18-56	.321	43-63	.683	236	7.6	61-0	54	82	6	39	347	11.2
Career	136-109	3586-26.4	579-1159	.500	69-175	.394	140-192	.729	826	6.1	310-8	189	325	39	139	1367	10.1

**Payton Black #33**

YEAR	G-GS	MIN-AVG	FG-FGA	PCT	3P-3PA	PCT	FT-FTA	PCT	REB	AVG	PF--FO	AST	TO	BS	ST	PTS	AVG
1995-96	33-0	625-18.9	132-231	.571	0-0	.000	86-133	.647	170	5.2	94-3	19	63	23	20	350	10.6
1996-97	29-29	798-27.5	160-310	.516	0-0	.000	78-117	.667	172	5.9	91-2	47	59	27	32	398	13.7
1997-98	30-19	594-19.8	124-227	.546	0-0	.000	67-112	.598	107	3.6	65-0	24	57	25	21	315	10.5
1998-99	35-1	412-11.6	94-168	.560	0-1	.000	61-81	.753	92	2.6	61-2	14	33	3	13	249	7.1
Career	127-49	2429-19.1	510-936	.545	0-1	.000	292-443	.659	541	4.3	311-7	104	212	78	86	1312	10.3

**Lindsey Harding #10**

YEAR	G-GS	MIN-AVG	FG-FGA	PCT	3P-3PA	PCT	FT-FTA	PCT	REB	AVG	PF--FO	AST	TO	BS	ST	PTS	AVG
2002-03	37-16	958-25.9	84-192	.438	1-13	.077	62-81	.765	145	3.9	63-1	124	59	9	68	231	6.2
2003-04	34-33	1003-29.5	83-181	.459	7-29	.241	57-87	.655	154	4.5	60-1	168	76	2	67	230	6.8
2004-05		Redshirt Season															
2005-06	35-35	1012-28.9	138-287	.481	23-56	.411	75-96	.781	130	3.7	48-1	156	84	4	75	374	10.7
2006-07	34-34	1035-30.4	169-381	.444	24-63	.381	101-135	.748	136	4.0	49-0	131	77	10	51	463	13.6
Career	140-118	4008-28.6	474-1041	.455	55-161	.342	295-399	.739	565	4.0	220-3	579	296	25	261	1298	9.3

**Tyish Hall #24**

YEAR	G-GS	MIN-AVG	FG-FGA	PCT	3P-3PA	PCT	FT-FTA	PCT	REB	AVG	PF--FO	AST	TO	BS	ST	PTS	AVG
1993-94	23-3	290-12.6	55-93	.591	0-0	.000	29-39	.744	75	3.3	40-0	19	20	13	18	139	6.0
1994-95	31-30	805-26.0	124-199	.623	0-0	.000	43-70	.614	197	6.4	85-1	46	58	26	33	291	9.4
1995-96	33-33	982-29.8	216-30	.655	0-0	.000	65-93	.699	232	7.0	92-3	44	62	44	39	497	15.1
1996-97	22-21	702-31.9	148-240	.617	0-0	.000	63-88	.716	128	5.8	59-4	26	50	13	34	359	16.3
Career	109-87	2779-25.5	543-862	.630	0-0	.000	200-290	.690	632	5.8	276-8	135	190	96	124	1286	11.8

**Sheana Mosch #3**

YEAR	G-GS	MIN-AVG	FG-FGA	PCT	3P-3PA	PCT	FT-FTA	PCT	REB	AVG	PF--FO	AST	TO	BS	ST	PTS	AVG
1999-00	34-18	846-24.9	107-249	.430	11-28	.393	82-101	.812	112	3.3	49-1	65	67	3	51	307	9.0
2000-01	34-34	915-26.9	129-276	.467	7-18	.389	99-125	.792	154	4.5	41-0	66	60	5	42	364	10.7
2001-02	35-15	868-24.8	109-243	.449	12-39	.308	90-108	.833	123	3.5	46-1	86	57	5	33	320	9.1
2002-03	37-6	739-20.0	103-240	.429	11-38	.289	75-102	.735	111	3.0	48-0	54	39	3	57	292	7.9
Career	140-73	3368-24.1	448-1008	.444	41-123	.333	346-436	.794	500	3.6	184-2	271	223	16	183	1283	9.2

**Wanisha Smith #23**

YEAR	G-GS	MIN-AVG	FG-FGA	PCT	3P-3PA	PCT	FT-FTA	PCT	REB	AVG	PF--FO	AST	TO	BS	ST	PTS	AVG
2004-05	36-35	1163-32.3	134-312	.429	41-100	.410	85-118	.720	101	2.8	80-3	154	134	3	61	394	10.9
2005-06	35-20	738-21.1	98-224	.438	20-63	.317	43-61	.705	96	2.7	56-2	121	74	4	42	259	7.4
2006-07	34-34	930-27.4	105-251	.418	27-75	.360	83-110	.755	147	4.3	48-0	135	89	3	36	320	9.4
2007-08	30-30	825-27.5	90-259	.347	30-98	.306	73-96	.760	94	3.1	44-0	86	78	1	28	283	9.4
Career	135-119	3656-27.1	427-1046	.408	118-336	.351	284-385	.738	438	3.2	228-5	496	375	11	167	1256	9.3

**Stacy Hurd #42**

YEAR	G-GS	MIN-AVG	FG-FGA	PCT	3P-3PA	PCT	FT-FTA	PCT	REB	AVG	PF--FO	AST	TO	BS	ST	PTS	AVG
1980-81	25-22	730-29.2	138-278	.496	----	----	49-67	.731	174	6.9	64-1	18	46	4	12	325	13.0
1981-82	29-23	922-31.8	178-403	.442	----	----	39-66	.591	192	6.6	77-3	29	68	23	24	395	13.6
1982-83	25-9	618-24.7	147-294	.500	----	----	44-61	.721	138	5.5	38-1	24	51	6	11	338	13.5
1983-84	25-6	496-14.8	78-194	.402	----	----	27-32	.844	91	3.6	21-0	26	39	11	15	183	7.3
Career	104-60	2766-26.6	541-1169	.463	----	----	159-226	.704	595	5.7	200-5	97	204	44	62	1241	11.9

**Ali Day #52**

YEAR	G-GS	MIN-AVG	FG-FGA	PCT	3P-3PA	PCT	FT-FTA	PCT	REB	AVG	PF--FO	AST	TO	BS	ST	PTS	AVG
1992-93	26-8	525-20.2	56-109	.514	0-1	.000	36-48	.750	95	3.7	58-1	24	60	5	20	148	5.7
1993-94	25-11	529-21.2	78-128	.609	0-1	.000	44-52	.846	97	3.9	39-0	18	37	2	25	200	8.0
1994-95	31-31	1012-32.6	190-342	.556	16-27	.593	103-124	.831	204	6.6	84-1	46	96	2	28	499	16.1
1995-96	33-33	975-29.5	149-302	.493	44-111	.396	46-63	.730	221	6.7	74-2	68	87	12	37	388	11.8
Career	115-83	3041-26.4	473-881	.537	60-140	.429	229-287	.798	617	5.4	255-4	156	280	21	110	1235	10.7

**Carey Kauffman #23**

YEAR	G-GS	MIN-AVG	FG-FGA	PCT	3P-3PA	PCT	FT-FTA	PCT	REB	AVG	PF--FO	AST	TO	BS	ST	PTS	AVG
1991-92	26-3	295-11.3	49-110	.445	1-2	.500	22-32	.688	61	2.3	33-1	14	34	7	12	121	4.7
1992-93	27-27	790-29.3	136-288	.472	0-0	.000	54-72	.750	181	6.7	82-4	32	94	16	20	326	12.1
1993-94	27-19	679-25.1	142-274	.518	0-1	.000	59-87	.678	223	8.3	58-1	26	47	13	36	343	12.7
1994-95	31-31	993-32.0	179-383	.467	1-2	.500	79-96	.823	261	8.4	74-2	68	57	13	30	438	14.1
Career	111-80	2757-24.8	506-1055	.480	2-5	.400	214-287	.746	726	6.5	247-8	140	232	49	98	1228	11.1

**Chelsea Gray #12**

YEAR	G-GS	MIN-AVG	FG-FGA	PCT	3P-3PA	PCT	FT-FTA	PCT	REB	AVG	PF--FO	AST	TO	BS	ST	PTS	AVG
2010-11	34-18	721-21.2	99-229	.432	33-83	.398	66-82	.805	113	3.3	49-0	86	62	7	66	297	8.7
2011-12	33-33	1064-32.2	153-334	.458	29-77	.377	78-95	.821	162	4.9	66-0	201	115	12	93	413	12.5
2012-13	25-25	758-30.3	107-254	.421	22-54	.407	80-94	.851	132	5.3	45-0	136	66	3	89	316	12.6
2013-14	17-17	471-27.7	68-135	.504	10-30	.333	38-51	.745	71	4.2	33-0	122	55	4	50	184	10.8
Career	109-93	3014-27.7	427-952	.449	94-244	.385	262-322	.814	478	4.4	193-0	545	298	26	298	1210	11.1

**Joy Cheek #21**

YEAR	G-GS	MIN-AVG	FG-FGA	PCT	3P-3PA	PCT	FT-FTA	PCT	REB	AVG	PF--FO	AST	TO	BS	ST	PTS	AVG
2006-07	33-0	519-15.7	64-142	.451	0-4	.000	48-64	.750	127	3.8	66-0	16	53	4	27	176	5.3
2007-08	35-24	783-22.3	138-269	.513	11-26	.423	47-69	.681	184	5.3	104-4	26	68	11	43	334	5.5
2008-09	33-16	720-21.8	111-284	.391	12-45	.267	47-67	.701	156	4.7	96-1	30	70	12	42	281	8.5
2009-10	36-36	986-27.1	137-364	.376	16-49	.327	67-98	.684	212	5.9	79-1	46	93	20	53	357	9.9
Career	137-76	2998-21.1	450-1059	.425	39-124	.315	209-298	.701	679	5.0	345-6	118	284	47	165	1148	8.4

**Connie Goins #32**

YEAR	G-GS	MIN-AVG	FG-FGA	PCT	3P-3PA	PCT	FT-FTA	PCT	REB	AVG	PF--FO	AST	TO	BS	ST	PTS	AVG
1982-83	19-16	381-23.8	71-159	.447	----	----	37-50	.740	80	4.2	25-0	39	32	3	21	179	9.4
1983-84	27-25	668-24.7	91-192	.474	----	----	66-92	.717	95	3.5	29-1	60	55	2	28	248	9.2
1984-85	27-27	838-31.0	124-255	.486	----	----	86-106	.811	140	5.2	32-0	71	67	2	36	334	12.4
1985-86	28-28	821-29.3	142-300	.473	----	----	95-126	.754	146	5.2	34-0	127	67	10	35	379	13.5
Career	101-96	2708-26.8	428-906	.472	----	----	284-374	.759	461	4.6	120-1	297	221	20	120	1140	11.3

**Peppi Browne #10**

YEAR	G-GS	MIN-AVG	FG-FGA	PCT	3P-3PA	PCT	FT-FTA	PCT	REB	AVG	PF--FO	AST	TO	BS	ST	PTS	AVG
1996-97	30-15	742-24.7	69-161	.429	6-27	.222	65-87	.747	122	4.1	60-3	64	61	9	43	209	7.0
1997-98	32-32	875-27.3	136-253	.538	1-5	.200	70-109	.642	197	6.2	90-3	54	93	6	61	343	10.7
1998-99	35-33	882-25.2	112-240	.467	3-10	.300	79-111	.712	222	6.3	66-1	66	90	14	52	306	8.7
1999-00	20-20	616-30.8	100-211	.474	1-6	.167	73-92	.793	136	6.8	46-1	50	61	10	61	274	13.7
Career	117-100	3115-26.6	417-865	.482	11-48	.229	287-399	.719	677	5.8	262-8	234	305	39	217	1132	9.7

**Alison Bales #43**

YEAR	G-GS	MIN-AVG	FG-FGA	PCT	3P-3PA	PCT	FT-FTA	PCT	REB	AVG	PF--FO	AST	TO	BS	ST	PTS	AVG
2003-04	24-0	237-9.9	29-52	.558	0-0	.000	20-29	.690	67	2.8	30-0	13	19	29	6	78	3.3
2004-05	36-33	876-24.3	106-221	.480	1-1	1.000	63-94	.670	236	6.6	73-0	67	35	134	17	276	7.7
2005-06	35-23	731-20.9	113-215	.526	0-0	.000	92-117	.786	236	6.7	64-0	40	44	120	42	318	9.1
2006-07	34-34	990-29.1	142-306	.464	1-2	.500	118-159	.742	265	7.8	79-1	67	68	151	39	403	11.9
Career	129-90	2834-22.0	390-794	.491	2-3	.667	293-399	.734	804	6.2	246-1	187	166	434	104	1075	8.3

**Karima Christmas #13**

YEAR	G-GS	MIN-AVG	FG-FGA	PCT	3P-3PA	PCT	FT-FTA	PCT	REB	AVG	PF-FO	AST	TO	BS	ST	PTS	AVG
2007-08	30-0	317-10.6	50-96	.521	0-6	.000	23-39	.590	78	2.6	32-0	15	19	5	24	123	4.1
2008-09	32-2	616-19.3	84-170	.494	17-37	.459	54-83	.651	134	4.2	53-1	32	35	8	44	239	7.5
2009-10	36-18	922-25.6	121-281	.431	24-84	.286	81-113	.717	189	5.3	80-0	53	49	16	79	347	9.6
2010-11	36-35	949-26.4	107-285	.375	15-71	.211	114-163	.699	227	6.3	73-0	60	76	13	57	343	9.5
Career	134-55	2804-20.9	362-832	.435	56-198	.283	272-398	.683	628	4.7	238-1	160	179	42	204	1052	7.9

**Jennifer Chestnut #42**

YEAR	G-GS	MIN-AVG	FG-FGA	PCT	3P-3PA	PCT	FT-FTA	PCT	REB	AVG	PF--FO	AST	TO	BS	ST	PTS	AVG
1980-81	22-5	314-14.3	57-105	.542	----	----	17-46	.369	103	4.6	44-0	3	37	9	15	131	6.9
1981-82	29-20	722-24.9	117-264	.443	----	----	54-100	.540	250	8.3	81-4	16	55	16	32	288	9.9
1982-83	22-20	325-23.2	130-249	.522	----	----	49-80	.613	163	7.4	59-2	27	34	5	16	309	14.0
1983-84	27-27	809-30.0	119-266	.447	----	----	57-116	.491	231	8.6	81-6	37	78	7	54	295	10.9
Career	100/74	2170-21.7	423-884	.479	----	----	177-342	.518	737	7.4	265-12	82	204	37	117	1023	10.2



**Scoring Average**

1977-78	Tara McCarthy	16.6
1978-79	Barb Krause	14.5
1979-80	Barb Krause	13.1
1980-81	Stacy Hurd	13.0
1981-82	Stacy Hurd	13.6
1982-83	Jennifer Chestnut	14.0
1983-84	Candy Mikels	14.3
1984-85	Chris Moreland	17.6
1985-86	Chris Moreland	23.0
1986-87	Chris Moreland	20.9
1987-88	Chris Moreland	18.4
1988-89	Sue Harnett	19.5
1989-90	Katie Meier	18.9
1990-91	Sue Harnett	17.5
1991-92	Celeste Lavoie	12.8
1992-93	Carey Kauffman	12.1
1993-94	Carey Kauffman	12.7
1994-95	Ali Day	16.1
1995-96	Tyish Hall	15.1
1996-97	Kira Orr	17.5
1997-98	Nicole Erickson	12.8
1998-99	Michele Van Gorp	16.9
1999-00	Georgia Schweitzer	15.6
2000-01	Alana Beard	17.0
2001-02	Alana Beard	19.8
2002-03	Alana Beard	22.0
2003-04	Alana Beard	19.7
2004-05	Monique Currie	17.5
2005-06	Monique Currie	16.4
2006-07	Abby Waner	14.1
2007-08	Chante Black	14.1
2008-09	Chante Black	14.2
2009-10	Jasmine Thomas	16.0
2010-11	Jasmine Thomas	15.1
2011-12	Elizabeth Williams	14.0
2012-13	Elizabeth Williams	15.2
2013-14	Tricia Liston	17.2

**Field Goal Percentage**

1977-78	Tara McCarthy	.475
1978-79	Leslie Earnhardt	.483
1979-80	Barb Krause	.436
1980-81	Barb Krause	.508
1981-82	Maura Hertzog	.446
1982-83	Jennifer Chestnut	.522
1983-84	Jo Harlow	.476
1984-85	Chris Moreland	.566
1985-86	Chris Moreland	.580
1986-87	Chris Moreland	.553
1987-88	Chris Moreland	.589
1988-89	Sue Harnett	.537
1989-90	Monika Kost	.509
1990-91	Sue Harnett	.536
1991-92	Celeste Lavoie	.515
1992-93	Ali Day	.514
1993-94	Ali Day	.609
1994-95	Ali Day	.593
1995-96	Tyish Hall	.655
1996-97	Tyish Hall	.617
1997-98	Michele Van Gorp	.562
1998-99	Rochelle Parent	.650
1999-00	Rochelle Parent	.579
2000-01	Rochelle Parent	.525
2001-02	Alana Beard	.572
2002-03	Alana Beard	.527
2003-04	Mistie Williams	.611
2004-05	Mistie Williams	.538
2005-06	Mistie Williams	.618
2006-07	Carrem Gay	.581
2007-08	Chante Black	.525
2008-09	Karima Christmas	.494
2009-10	Krystal Thomas	.503
2010-11	Haley Peters	.522
2011-12	Allison Vernerey	.560
2012-13	Elizabeth Williams	.508
2013-14	Oderah Chidom	.603

**Assists**

1977-78	Tara McCarthy	65
1978-79	Tara McCarthy	72
1979-80	Patti Thomasson	93
1980-81	Claire Rose	97
1981-82	Claire Rose	122
1982-83	Claire Rose	82
1983-84	Maura Hertzog	72
1984-85	Joanne Boyle	80
1985-86	Connie Goins	127
1986-87	Katie Meier	129
1987-88	Paula Anderson	110
1988-89	Leigh Morgan	118
1989-90	Katie Meier	113
1990-91	Robin Baker	81
1991-92	Robin Baker	69
1992-93	Missy Anderson	102
1993-94	Missy Anderson	90
1994-95	Kira Orr	126
1995-96	Kira Orr	170
1996-97	Hilary Howard	149
1997-98	Hilary Howard	140
1998-99	Hilary Howard	153
1999-00	Georgia Schweitzer	112
2000-01	Georgia Schweitzer	140
2001-02	Alana Beard	154
2002-03	Lindsey Harding	124
2003-04	Lindsey Harding	168
2004-05	Wanisha Smith	154
2005-06	Lindsey Harding	156
2006-07	Wanisha Smith	135
2007-08	Abby Waner	117
2008-09	Abby Waner	110
2009-10	Jasmine Thomas	146
2010-11	Jasmine Thomas	123
2011-12	Chelsea Gray	201
2012-13	Alexis Jones	144
2013-14	Alexis Jones	148

**Blocked Shots**

1978-79	Lisa Warren	14
1979-80	Barb Krause	16
1980-81	Jennifer Chestnut	9
1981-82	Stacy Hurd	23
1982-83	Sarah Sullivan	68
1983-84	Hurd/Hertzog	11
1984-85	Sarah Sullivan	37
1985-86	Sarah Sullivan	58
1986-87	Sarah Sullivan	45
1987-88	Sue Harnett	36
1988-89	Sue Harnett	21
1989-90	Katie Meier	16
1990-91	Sue Harnett	32
1991-92	Nicole Johnson	24
1992-93	Zeki Blanding	23
1993-94	Zeki Blanding	20
1994-95	Tyish Hall	26
1995-96	Tyish Hall	44
1996-97	Payton Black	27
1997-98	Payton Black	25
1998-99	Michele Van Gorp	36
1999-00	Michele Matyasovsky	14
2000-01	iciss Tillis	40
2001-02	iciss Tillis	30
2002-03	Alana Beard	48
2003-04	Alana Beard	46
2004-05	Alison Bales	134
2005-06	Alison Bales	120
2006-07	Alison Bales	151
2007-08	Chante Black	81
2008-09	Chante Black	69
2009-10	Krystal Thomas	70
2010-11	Krystal Thomas	59
2011-12	Elizabeth Williams	116
2012-13	Elizabeth Williams	107
2013-14	Elizabeth Williams	108

**Rebounding Average**

1977-78	Lisa Warren	7.2
1978-79	Barb Krause	10.7
1979-80	Barb Krause	9.3
1980-81	Barb Krause	9.7
1981-82	Jennifer Chestnut	8.3
1982-83	Jennifer Chestnut	7.4
1983-84	Jennifer Chestnut	8.6
1984-85	Chris Moreland	9.5
1985-86	Chris Moreland	11.8
1986-87	Chris Moreland	10.5
1987-88	Chris Moreland	12.3
1988-89	Tracey Christopher	9.6
1988-90	Katie Meier	8.9
1990-91	Sue Harnett	8.8
1991-92	Celeste Lavoie	6.2
1992-93	Carey Kauffman	6.7
1993-94	Carey Kauffman	8.3
1994-95	Carey Kauffman	8.4
1995-96	Tyish Hall	7.0
1996-97	Payton Black	5.9
1997-98	Peppi Browne	6.2
1998-99	Peppi Browne	6.3
1999-00	Lauren Rice	6.9
2000-01	Rochelle Parent	6.0
2001-02	iciss Tillis	8.0
2002-03	iciss Tillis	7.4
2003-04	iciss Tillis	6.7
2004-05	Chante Black	7.6
2005-06	Alison Bales	6.7
2006-07	Alison Bales	7.8
2007-08	Chante Black	7.1
2008-09	Chante Black	8.4
2009-10	Krystal Thomas	6.6
2010-11	Krystal Thomas	8.3
2011-12	Elizabeth Williams	7.8
2012-13	Haley Peters	7.6
2013-14	Williams/Peters	7.6

**Free Throw Percentage**

1977-78	Ruth Ellis	.750
1978-79	Leslie Earnhardt	.739
1979-80	Barb Krause	.733
1980-81	Barb Krause	.804
1981-82	Margo Walsh	.820
1982-83	Jo Harlow	.871
1983-84	Stacy Hurd	.844
1984-85	Connie Goins	.811
1985-86	Connie Goins	.754
1986-87	Sue Harnett	.719
1987-88	Katie Meier	.748
1988-89	Jenni Kraft	.900
1989-90	Katie Meier	.729
1990-91	Dana McDonald	.795
1991-92	Robin Baker	.767
1992-93	Kristina Meiman	.849
1993-94	Ali Day	.846
1994-95	Ali Day	.831
1995-96	Ali Day	.730
1996-97	Kira Orr	.833
1997-98	Nicole Erickson	.876
1998-99	Nicole Erickson	.885
1999-00	Sheana Mosch	.812
2000-01	Sheana Mosch	.792
2001-02	Sheana Mosch	.833
2002-03	iciss Tillis	.800
2003-04	iciss Tillis	.865
2004-05	Monique Currie	.781
2005-06	Monique Currie	.819
2006-07	Abby Waner	.769
2007-08	Chante Black	.778
2008-09	Abby Waner	.780
2009-10	Jasmine Thomas	.791
2010-11	Chelsea Gray	.805
2011-12	Tricia Liston	.867
2012-13	Tricia Liston	.931
2013-14	Tricia Liston	.852

**Steals**

1978-79	Kim Matthews	60
1979-80	Patti Thomasson	48
1980-81	Claire Rose	55
1981-82	Maura Hertzog	57
1982-83	Maura Hertzog	48
1983-84	Maura Hertzog	65
1984-85	Joanne Boyle	75
1985-86	Katie Meier	58
1986-87	Katie Meier	68
1987-88	Katie Meier	54
1988-89	Tracey Christopher	47
1989-90	Katie Meier	52
1990-91	Traci Williams	38
1991-92	Dana McDonald	37
1992-93	Missy Anderson	63
1993-94	Missy Anderson	51
1994-95	Kira Orr	57
1995-96	Kira Orr	60
1996-97	Kira Orr	59
1997-98	Peppi Browne	61
1998-99	Peppi Browne	52
1999-00	Peppi Browne	61
2000-01	Alana Beard	106
2001-02	Alana Beard	114
2002-03	Alana Beard	104
2003-04	Alana Beard	80
2004-05	Monique Currie	77
2005-06	Lindsey Harding	75
2006-07	Abby Waner	85
2007-08	Abby Waner	80
2008-09	Abby Waner	83
2009-10	Jasmine Thomas	100
2010-11	Jasmine Thomas	85
2011-12	Chelsea Gray	93
2012-13	Chelsea Gray	89
2013-14	Alexis Jones	59

**Minutes Per Game**

1978-79	Leslie Earnhardt	33.4
1979-80	Barb Krause	32.3
1980-81	Barb Krause	33.5
1981-82	Stacy Hurd	31.8
1982-83	Jo Harlow	27.6
1983-84	Jo Harlow	34.6
1984-85	Maura Hertzog	31.9
1985-86	Chris Moreland	30.6
1986-87	Katie Meier	33.7
1987-88	Leigh Morgan	31.9
1988-89	Robin Baker	33.0
1989-90	Katie Meier	36.0
1990-91	Traci Williams	32.3
1991-92	Robin Baker	28.7
1991-92	Monika Kost	28.7
1992-93	Missy Anderson	31.4
1993-94	Nicole Johnson	26.2
1994-95	Ali Day	32.6
1995-96	Kira Orr	34.9
1996-97	Hilary Howard	34.3
1997-98	Nicole Erickson	31.8
1998-99	Nicole Erickson	28.6
1999-00	Georgia Schweitzer	31.4
2000-01	Georgia Schweitzer	32.4
2001-02	Alana Beard	33.1
2002-03	Alana Beard	31.4
2003-04	Alana Beard	31.4
2004-05	Wanisha Smith	32.3
2005-06	Lindsey Harding	28.9
2006-07	Lindsey Harding	30.4
2007-08	Abby Waner	29.7
2008-09	Abby Waner	31.5
2009-10	Jasmine Thomas	32.4
2010-11	Jasmine Thomas	32.6
2011-12	Chelsea Gray	32.4
2012-13	Chelsea Gray	30.3
2013-14	Tricia Liston	31.4

**Missy Anderson #20**

Year	G-GS	Min-Avg	FG-FGA	Pct	3P-3PA	Pct	FT-FTA	Pct	Reb	Avg	PF--FO	AST	TO	BS	ST	Pts	Avg
1990-91	18-1	88-4.9	6-25	.240	0-2	.000	1-4	.250	7	0.4	6-0	3	10	0	4	13	0.7
1991-92	28-17	481-17.2	23-65	.354	2-8	.250	19-30	.633	47	1.7	38-1	29	47	0	30	67	2.4
1992-93	27-26	849-31.4	56-157	.357	6-23	.261	43-63	.683	105	3.9	61-0	102	90	0	63	161	6.0
1993-94	27-27	662-24.5	44-130	.338	12-43	.279	24-41	.585	66	2.4	46-0	90	51	2	51	124	4.6
Career	100-71	2080-20.8	129-377	.342	20-76	.263	87-138	.630	225	2.3	151-1	224	198	2	148	365	3.7

**Paula Anderson #4**

Year	G-GS	Min-Avg	FG-FGA	Pct	3P-3PA	Pct	FT-FTA	Pct	Reb	Avg	PF--FO	AST	TO	BS	ST	Pts	Avg
1984-85	25-0	234-9.4	19-44	.432	0-0	.000	17-25	.680	47	1.9	27-0	15	23	3	5	55	2.2
1985-86	30-27	809-27.0	98-222	.441	0-0	.000	37-60	.617	148	4.9	92-3	71	89	7	36	233	7.8
1986-87	26-25	762-29.3	101-231	.437	0-0	.000	30-47	.638	139	5.3	58-1	44	74	2	23	232	8.9
1987-88	28-28	879-31.4	104-276	.377	6-17	.353	52-71	.732	132	4.7	89-5	110	90	12	36	266	9.5
Career	109-80	2684-24.6	322-773	.417	6-17	.353	136-203	.670	466	4.3	266-9	240	276	24	100	786	7.2

**Missy Ayotte #35**

Year	G-GS	Min-Avg	FG-FGA	Pct	3P-3PA	Pct	FT-FTA	Pct	Reb	Avg	PF--FO	AST	TO	BS	ST	Pts	Avg
1989-90	2-0	19-9.5	0-2	.000	0-0	.000	0-0	.000	3	1.5	1-0	2	0	0	0	0	0.0
Career	2-0	19-9.5	0-2	.000	0-0	.000	0-0	.000	3	1.5	1-0	2	0	0	0	0	0.0

**Robin Baker #10**

Year	G-GS	Min-Avg	FG-FGA	Pct	3P-3PA	Pct	FT-FTA	Pct	Reb	Avg	PF--FO	AST	TO	BS	ST	Pts	Avg
1988-89	25-24	824-33.0	61-157	.389	13-31	.419	42-56	.750	72	2.9	61-1	101	79	2	27	177	7.1
1989-90	4-0	24-6.0	3-8	.375	0-1	.000	1-3	.333	1	0.3	1-0	1	1	0	1	7	1.8
1990-91	28-26	877-31.3	53-171	.310	11-61	.180	70-92	.761	85	3.0	68-2	81	85	1	36	187	6.7
1991-92	25-20	717-28.7	94-238	.395	34-89	.382	66-86	.767	68	2.7	52-0	69	76	2	32	288	11.5
Career	82-70	2442-29.8	211-574	.368	58-182	.319	179-237	.755	226	2.8	182-3	252	241	5	96	659	8.0

**Alison Bales #43**

Year	G-GS	Min-Avg	FG-FGA	Pct	3P-3PA	Pct	FT-FTA	Pct	Reb	Avg	PF--FO	AST	TO	BS	ST	Pts	Avg
2003-04	24-0	237-9.9	29-52	.558	0-0	.000	20-29	.690	67	2.8	30-0	13	19	29	6	78	3.3
2004-05	36-33	876-24.3	106-221	.480	1-1	1.000	63-94	.670	236	6.6	73-0	67	35	134	17	276	7.7
2005-06	35-23	731-20.9	113-215	.526	0-0	.000	92-117	.786	236	6.7	64-0	40	44	120	42	318	9.1
2006-07	34-34	990-29.1	142-306	.464	1-2	.500	118-159	.742	265	7.8	79-1	67	68	151	39	403	11.9
Career	129-90	2834-22.0	390-794	.491	2-3	.667	293-399	.734	804	6.2	246-1	187	166	434	104	1075	8.3

**Mistie Bass #1**

Year	G-GS	Min-Avg	FG-FGA	Pct	3P-3PA	Pct	FT-FTA	Pct	Reb	Avg	PF--FO	AST	TO	BS	ST	Pts	Avg
2002-03	37-15	594-16.1	89-181	.492	0-0	.000	78-115	.678	138	3.7	76-2	28	38	26	24	256	6.9
2003-04	34-34	776-22.8	132-216	.611	0-0	.000	77-122	.631	182	5.4	84-0	26	51	42	31	341	10.0
2004-05	36-36	975-27.1	176-327	.538	0-1	.000	68-111	.613	258	7.2	79-0	64	63	30	41	420	11.7
2005-06	35-35	867-24.8	160-259	.618	0-0	.000	72-111	.649	222	6.3	75-1	57	69	33	31	392	11.2
Career	142-120	3212-22.6	557-983	.567	0-1	.000	295-459	.643	800	5.6	314-3	175	221	131	127	1409	9.9

**Alana Beard #20**

Year	G-GS	Min-Avg	FG-FGA	Pct	3P-3PA	Pct	FT-FTA	Pct	Reb	Avg	PF--FO	AST	TO	BS	ST	Pts	Avg
2000-01	30-30	893-29.8	194-379	.512	10-51	.196	111-141	.787	136	4.5	86-4	113	81	30	106	509	17.0
2001-02	35-35	1164-33.1	275-481	.572	25-66	.379	119-158	.753	213	6.1	88-2	154	93	25	114	694	19.8
2002-03	37-37	1161-31.4	294-558	.527	24-85	.282	201-259	.776	256	6.9	98-0	110	87	48	104	813	22.0
2003-04	34-34	1067-31.4	242-488	.496	36-115	.313	151-194	.778	184	5.4	74-0	132	76	46	80	671	19.7
Career	136-136	4285-31.5	1005-1906	.527	95-317	.300	582-752	.774	789	5.8	346-6	509	337	149	404	2687	19.8

**Betsy Bergeron #40**

Year	G-GS	Min-Avg	FG-FGA	Pct	3P-3PA	Pct	FT-FTA	Pct	Reb	Avg	PF--FO	AST	TO	BS	ST	Pts	Avg
1977-78	19-6	---	11-42	.262	0-0	.000	8-12	.667	30	1.6	0-0	33	0	0	0	30	1.6
1978-79	16-1	---	10-27	.370	0-0	.000	0-5	.000	7	0.4	8-0	9	0	0	0	20	1.3
Career	35-7	---	21-69	.304	0-0	.000	8-17	.471	37	1.1	8-0	42	0	0	0	50	1.4

**Chante Black #11**

Year	G-GS	Min-Avg	FG-FGA	Pct	3P-3PA	Pct	FT-FTA	Pct	Reb	Avg	PF--FO	AST	TO	BS	ST	Pts	Avg
2004-05	34-3	641-18.9	87-165	.527	0-0	.000	36-70	.514	260	7.6	64-0	39	57	46	28	210	6.2
2005-06	34-12	636-18.7	109-202	.540	0-0	.000	49-84	.583	208	6.1	90-1	20	57	65	28	267	7.9
2006-07	Medical Redshirt																
2007-08	35-35	953-27.2	191-364	.525	0-0	.000	112-144	.778	249	7.1	84-1	49	77	81	49	494	14.1
2008-09	33-33	949-28.8	178-366	.486	0-3	.000	111-153	.725	278	8.4	75-3	49	85	69	47	467	14.2
Career	136-83	3179-23.4	565-1097	.515	0-3	.000	308-451	.683	995	7.3	313-5	157	276	261	152	1438	10.6

**Payton Black #33**

Year	G-GS	Min-Avg	FG-FGA	Pct	3P-3PA	Pct	FT-FTA	Pct	Reb	Avg	PF--FO	AST	TO	BS	ST	Pts	Avg
1995-96	33-0	625-18.9	132-231	.571	0-0	.000	86-133	.647	170	5.2	94-3	19	63	23	20	350	10.6
1996-97	29-29	798-27.5	160-310	.516	0-0	.000	78-117	.667	172	5.9	91-2	47	59	27	32	398	13.7
1997-98	30-19	594-19.8	124-227	.546	0-0	.000	67-112	.598	107	3.6	65-0	24	57	25	21	315	10.5
1998-99	35-1	412-11.6	94-168	.560	0-1	.000	61-81	.753	92	2.6	61-2	14	33	3	13	249	7.1
Career	127-49	2429-19.1	510-936	.545	0-1	.000	292-443	.659	541	4.3	311-7	104	212	78	86	1312	10.3

**Zeki Blanding #22**

Year	G-GS	Min-Avg	FG-FGA	Pct	3P-3PA	Pct	FT-FTA	Pct	Reb	Avg	PF--FO	AST	TO	BS	ST	Pts	Avg
1991-92	24-0	207-8.6	51-117	.436	0-0	.000	17-25	.680	42	1.8	30-0	3	22	9	7	119	5.0
1992-93	24-8	501-20.9	118-242	.488	0-0	.000	13-33	.394	117	4.9	73-6	10	37	23	18	249	10.4
1993-94	27-17	449-16.6	98-215	.456	0-0	.000	22-47	.468	122	4.5	56-0	16	46	20	18	218	8.1
1994-95	25-0	236-9.4	46-97	.474	0-0	.000	22-40	.550	71	2.8	36-0	7	21	10	7	114	4.6
Career	100-25	1393-13.9	313-671	.466	0-0	.000	74-145	.510	352	3.5	195-6	36	126	62	50	700	7.0

**Joanne Boyle #23**

Year	G-GS	Min-Avg	FG-FGA	Pct	3P-3PA	Pct	FT-FTA	Pct	Reb	Avg	PF--FO	AST	TO	BS	ST	Pts	Avg
1981-82	20-1	---	9-32	.281	0-0	.000	3-7	.429	19	1.0	13-0	3	0	0	0	21	1.1
1982-83	20-1	74-3.7	26-69	.377	0-0	.000	14-21	.667	41	2.1	23-1	11	11	1	10	66	3.3
1983-84	27-3	449-16.6	56-155	.361	0-0	.000	41-55	.745	82	3.0	51-1	34	50	5	28	153	5.7
1984-85	27-4	770-28.5	151-317	.476	0-0	.000	59-90	.656	85	3.1	86-5	80	78	19	75	361	13.4
Career	94-9	1293-17.5	242-573	.422	0-0	.000	117-173	.676	227	2.4	173-7	128	139	25	113	601	6.4

**Susan Brandau #31**

Year	G-GS	Min-Avg	FG-FGA	Pct	3P-3PA	Pct	FT-FTA	Pct	Reb	Avg	PF--FO	AST	TO	BS	ST	Pts	Avg
1991-92	26-5	299-11.5	10-24	.417	1-2	.500	11-25	.440	23	0.9	27-1	36	44	1	13	32	1.2
1992-93	27-1	310-11.5	13-30	.433	2-4	.500	12-23	.522	29	1.1	39-0	50	46	2	36	40	1.5
1993-94	10-0	66-6.6	4-9	.444	0-1	.000	2-2	1.000	8	0.8	4-0	9	7	0	6	10	1.0
1994-95	28-2	290-10.4	5-19	.263	2-7	.286	9-11	.818	24	0.9	22-1	42	35	0	16	21	0.8
Career	91-8	965-10.6	32-82	.390	5-14	.357	34-61	.557	84	0.9	92-2	137	132	3	71	103	1.1

**Katie Brodnik #30**

Year	G-GS	Min-Avg	FG-FGA	Pct	3P-3PA	Pct	FT-FTA	Pct	Reb	Avg	PF--FO	AST	TO	BS	ST	Pts	Avg
1995-96	13-0	82-6.3	2-10	.200	0-0	.000	0-1	.000	10	0.8	6-0	8	6	3	4	4	0.3
1996-97	10-0	34-3.4	3-7	.429	0-0	.000	1-3	.333	6	0.6	2-0	2	3	0	1	7	0.7
Career	23-0	116-5.0	5-7	.294	0-0	.000	1-4	.250	16	0.7	8-0	10	9	3	5	11	0.5

**LaNedra Brown #32**

Year	G-GS	Min-Avg	FG-FGA	Pct	3P-3PA	Pct	FT-FTA	Pct	Reb	Avg	PF--FO	AST	TO	BS	ST	Pts	Avg
1999-00	18-0	133-7.4	18-29	.621	0-0	.000	5-12	.417	26	1.4	20-0	5	14	8	4	41	2.3
2000-01	17-0	122-6.6	19-30	.633	0-0	.000	11-17	.647	32	1.9	22-0	1	12	1	5	49	2.9
Career	35-0	245-7.0	37-59	.627	0-0	.000	16-29	.552	58	1.7	42-0	6	26	9	9	90	2.6

**Shaeeta Brown #32**

Year	G-GS	Min-Avg	FG-FGA	Pct	3P-3PA	Pct	FT-FTA	Pct	Reb	Avg	PF--FO	AST	TO	BS	ST	Pts	Avg
1993-94	19-0	139-7.3	17-37	.459	0-1	.000	13-25	.520	17	0.9	15-0	13	19	0	12	47	2.5
1994-95	29-0	339-11.7	33-73	.452	0-1	.000	11-33	.333	59	2.0	31-0	38	25	1	20	77	2.7
1996-97	13-1	78-6.0	4-11	.364	0-0	.000	0-1	.000	9	0.7	6-0	6	7	0	3	8	0.6
1997-98	19-1	131-6.9	10-28	.357	0-1	.000	2-7	.286	24	1.3	5-0	5	11	0	7	22	1.2
Career	80-2	687-8.6	64-149	.430	0-3	.000	26-66	.394	109	1.4	57-0	62	62	1	42	154	1.9

**Peppi Browne #10**

Year	G-GS	Min-Avg	FG-FGA	Pct	3P-3PA	Pct	FT-FTA	Pct	Reb	Avg	PF--FO	AST	TO	BS	ST	Pts	Avg
1996-97	30-15	742-24.7	69-161	.429	6-27	.222	65- 87	.747	122	4.1	60-3	64	61	9	43	209	7.0
1997-98	32-32	875-27.3	136-253	.538	1-5	.200	70-109	.642	197	6.2	90-3	54	93	6	61	343	10.7
1998-99	35-33	882-25.2	112-240	.467	3-10	.300	79-111	.712	222	6.3	66-1	66	90	14	52	306	8.7
1999-00	20-20	616-30.8	100-211	.474	1-6	.167	73-92	.793	136	6.8	46-1	50	61	10	61	274	13.7
Career	117-100	3115-26.6	417-865	.482	11-48	.229	287-399	.719	677	5.8	262-8	234	305	39	217	1132	9.7

**Liz Bulger #34**

Year	G-GS	Min-Avg	FG-FGA	Pct	3P-3PA	Pct	FT-FTA	Pct	Reb	Avg	PF--FO	AST	TO	BS	ST	Pts	Avg
1977-78	20-8	---	27-88	.307	0-0	.000	11-37	.297	105	5.3	0-0	8	0	0	0	65	3.3
1978-79	22-1	---	27-75	.360	0-0	.000	11-32	.344	79	3.6	34-0	7	0	0	0	65	3.0
Career	42-9	---	54-163	.331	0-0	.000	22-69	.319	184	4.4	34-0	15	0	0	0	130	3.1

**Tracy Carter #15**

Year	G-GS	Min-Avg	FG-FGA	Pct	3P-3PA	Pct	FT-FTA	Pct	Reb	Avg	PF--FO	AST	TO	BS	ST	Pts	Avg
1988-89	8-0	13-1.6	0-0	.000	0-0	.000	0-0	.000	2	.3	3-0	0	1	0	0	0	0
Career	8-0	13-1.6	0-0	.000	0-0	.000	0-0	.000	2	.3	3-0	0	1	0	0	0	0

**Joy Cheek #21**

Year	G-GS	Min-Avg	FG-FGA	Pct	3P-3PA	Pct	FT-FTA	Pct	Reb	Avg	PF--FO	AST	TO	BS	ST	Pts	Avg
2006-07	33-0	519-15.7	64-142	.451	0-4	.000	48-64	.750	127	3.8	66-0	16	53	4	27	176	5.3
2007-08	35-24	783-22.3	138-269	.513	11-26	.423	47-69	.681	184	5.3	104-4	26	68	11	43	334	5.5
2008-09	33-16	720-21.8	111-284	.391	12-45	.267	47-67	.701	156	4.7	96-1	30	70	12	42	281	8.5
2009-10	36-36	986-27.1	137-364	.376	16-49	.327	67-98	.684	212	5.9	79-1	46	93	20	53	357	9.9
Career	137-76	2998-21.1	450-1059	.425	39-124	.315	209-298	.701	679	5.0	345-6	118	284	47	165	1148	8.4

**Jennifer Chestnut #42**

Year	G-GS	Min-Avg	FG-FGA	Pct	3P-3PA	Pct	FT-FTA	Pct	Reb	Avg	PF--FO	AST	TO	BS	ST	Pts	Avg
1980-81	22-5	314-14.3	57-105	.542	---	---	17-46	.369	103	4.6	44-0	3	37	9	15	131	6.9
1981-82	29-20	722-24.9	117-264	.443	---	---	54-100	.540	250	8.3	81-4	16	55	16	32	288	9.9
1982-83	22-20	325-23.2	130-249	.522	---	---	49-80	.613	163	7.4	59-2	27	34	5	16	309	14.0
1983-84	27-27	809-30.0	119-266	.447	---	---	57-116	.491	231	8.6	81-6	37	78	7	54	29	10.9
Career	100-74	2170-21.7	423-884	.479	---	---	177-342	.518	737	7.4	265-12	82	204	37	117	1023	10.2

**Oderah Chidom #22**

Year	G-GS	Min-Avg	FG-FGA	Pct	3P-3PA	Pct	FT-FTA	Pct	Reb	Avg	PF--FO	AST	TO	BS	ST	Pts	Avg
2013-14	35-1	502-14.3	76-126	.603	0-0	.000	49-84	.583	139	4.0	59-0	13	50	29	20	201	5.7
Career	35-1	502-14.3	76-126	.603	0-0	.000	49-84	.583	139	4.0	59-0	13	50	29	20	201	5.7

**Karima Christmas #13**

Year	G-GS	Min-Avg	FG-FGA	Pct	3P-3PA	Pct	FT-FTA	Pct	Reb	Avg	PF--FO	AST	TO	BS	ST	Pts	Avg
2007-08	30-0	317-10.6	50-96	.521	0-6	.000	23-39	.590	78	2.6	32-0	15	19	5	24	123	4.1
2008-09	32-2	616-19.3	84-170	.494	17-37	.459	54-83	.651	135	4.2	53-1	32	35	8	44	239	7.5
2009-10	36-18	922-25.6	121-281	.431	24-84	.286	81-113	.717	189	5.3	80-0	53	49	26	79	347	9.6
2010-11	36-35	949-26.4	107-285	.375	15-71	.211	114-163	.699	227	6.3	73-0	60	76	13	57	343	9.5
Career	134-55	2804-20.9	362-832	.435	56-198	.283	272-398	.683	628	4.7	238-1	160	179	42	204	1052	7.9

**Tracy Christopher #33**

Year	G-GS	Min-Avg	FG-FGA	Pct	3P-3PA	Pct	FT-FTA	Pct	Reb	Avg	PF--FO	AST	TO	BS	ST	Pts	Avg
1985-86	23-0	179-7.8	26-55	.473	0-0	.000	13-22	.591	58	2.5	30-1	3	13	0	9	65	2.8
1986-87	27-2	257-9.5	23-53	.434	0-0	.000	13-24	.542	63	2.3	38-0	23	27	1	9	59	2.2
1987-88	28-5	355-12.7	30-66	.455	0-0	.000	10-26	.385	82	2.6	47-1	9	32	8	25	70	2.5
1988-89	28-28	882-31.5	95-189	.503	0-0	.000	49-86	.570	270	9.6	73-3	56	96	3	47	239	8.5
Career	106-35	1673-15.8	174-363	.479	0-0	.000	85-158	.538	473	4.5	188-5	91	168	12	90	433	4.1

**Windsor Coggeshall #15**

Year	G-GS	Min-Avg	FG-FGA	Pct	3P-3PA	Pct	FT-FTA	Pct	Reb	Avg	PF--FO	AST	TO	BS	ST	Pts	Avg
1993-94	20-0	184-9.2	22-63	.349	3-14	.214	5-6	.833	25	1.3	16-0	19	14	2	13	52	3.6
1994-95	24-0	271-11.3	38-103	.369	11-42	.262	11-16	.688	32	1.3	19-0	18	20	5	11	98	4.1
1995-96	25-16	567-22.7	74-173	.428	24-56	.429	4-9	.444	77	3.1	31-0	64	47	8	16	176	7.0
1999-97	27-15	408-15.1	46-105	.438	11-39	.282	0-1	.000	33	1.2	15-0	24	26	0	10	103	3.8
Career	96-31	1430-14.9	180-444	.405	49-151	.325	20-32	.625	167	1.7	81-0	125	107	15	50	429	4.5

**Heather Conway #23**

Year	G-GS	Min-Avg	FG-FGA	Pct	3P-3PA	Pct	FT-FTA	Pct	Reb	Avg	PF--FO	AST	TO	BS	ST	Pts	Avg
1980-81	5-1	---	13-23	.565	0-0	.000	11-21	.524	28	5.6	14-0	0	0	0	0	37	7.4
Career	5-1	---	13-23	.565	0-0	.000	11-21	.524	28	5.6	14-0	0	0	0	0	37	7.4

**Kendall Cooper #21**

Year	G-GS	Min-Avg	FG-FGA	Pct	3P-3PA	Pct	FT-FTA	Pct	Reb	Avg	PF--FO	AST	TO	BS	ST	Pts	Avg
2013-14	31-0	247-8.0	28-61	.459	0-2	.000	9-21	.429	61	2.0	61-0	8	19	30	5	65	2.1
Career	31-0	247-8.0	28-61	.459	0-2	.000	9-21	.429	61	2.0	61-0	8	19	30	5	65	2.1

**Jenny Copeland #12**

Year	G-GS	Min-Avg	FG-FGA	Pct	3P-3PA	Pct	FT-FTA	Pct	Reb	Avg	PF--FO	AST	TO	BS	ST	Pts	Avg
1981-82	13-0	---	1-5	.200	0-0	.000	1-3	.333	3	0.2	3-0	2	0	0	0	3	.2
Career	13-0	---	1-5	.200	0-0	.000	1-3	.333	3	0.2	3-0	2	0	0	0	3	.2



**Rometra Craig #5**

Year	G-GS	Min-Avg	FG-FGA	Pct	3P-3PA	Pct	FT-FTA	Pct	Reb	Avg	PF--FO	AST	TO	BS	ST	Pts	Avg
2000-01	33-4	616-18.7	91-241	.378	34-62	.297	34-62	.548	71	2.2	57-0	40	65	2	36	238	7.2
2001-02	7-1	100-14.3	14-40	.350	7-12	.100	7-12	.583	12	1.7	20-0	9	11	1	9	36	5.1
Career	40-5	716-17.9	105-281	.374	41-74	.274	41-74	.554	83	2.1	77-0	49	76	3	45	274	6.9

**Monique Currie #25**

Year	G-GS	Min-Avg	FG-FGA	Pct	3P-3PA	Pct	FT-FTA	Pct	Reb	Avg	PF--FO	AST	TO	BS	ST	Pts	Avg
2001-02	35-22	971-27.7	178-360	.494	8-34	.235	138-179	.771	209	6.0	87-2	90	90	24	50	502	14.3
2002-03	Medical Redshirt																
2003-04	34-34	943-27.7	151-318	.475	10-42	.238	105-139	.755	208	6.1	103-4	101	83	28	53	417	12.6
2004-05	36-36	1127-31.3	218-489	.446	26-82	.317	168-215	.781	254	7.1	85-2	123	109	14	77	630	17.5
2005-06	35-35	972-27.8	202-425	.475	42-100	.420	127-155	.819	203	5.8	83-0	99	69	9	48	573	16.4
Career	140-127	4013-28.7	749-1592	.470	86-258	.333	538-688	.782	874	6.2	358-8	413	351	75	228	2122	15.2

**Ali Day #52**

Year	G-GS	Min-Avg	FG-FGA	Pct	3P-3PA	Pct	FT-FTA	Pct	Reb	Avg	PF--FO	AST	TO	BS	ST	Pts	Avg
1992-93	26-8	525-20.2	56-109	.514	0-1	.000	36-48	.750	95	3.7	58-1	24	60	5	20	148	5.7
1993-94	25-11	529-21.2	78-128	.609	0-1	.000	44-52	.846	97	3.9	39-0	18	37	2	25	200	8.0
1994-95	31-31	1012-32.6	190-342	.556	16-27	.593	103-124	.831	204	6.6	84-1	46	96	2	28	499	16.1
1995-96	33-33	975-29.5	149-302	.493	44-111	.396	46-63	.730	221	6.7	74-2	68	87	12	37	388	11.8
Career	115-83	3041-26.4	473-881	.537	60-140	.429	229-287	.798	617	5.4	255-4	156	280	21	110	1235	10.7

**Leslie Earnhardt #21**

Year	G-GS	Min-Avg	FG-FGA	Pct	3P-3PA	Pct	FT-FTA	Pct	Reb	Avg	PF--FO	AST	TO	BS	ST	Pts	Avg
1978-79	20-20	---	101-209	.483	0-0	.0	17-23	.739	115	5.8	34-0	37	0	0	0	219	11.0
1979-80	27-18	---	80-184	.435	0-0	.0	24-48	.632	123	4.6	45-0	23	0	0	0	184	6.8
Career	47-38	---	181-393	.461	0-0	.0	41-61	.672	238	5.1	79-0	60	0	0	0	403	8.6

**Ruth Ellis #42**

Year	G-GS	Min-Avg	FG-FGA	Pct	3P-3PA	Pct	FT-FTA	Pct	Reb	Avg	PF--FO	AST	TO	BS	ST	Pts	Avg
1977-78	20-15	---	58-156	.372	0-0	.000	48-64	.750	76	3.8	0-0	20	0	0	0	164	8.2
Career	20-0	---	58-156	.372	0-0	.000	48-64	.750	76	3.8	0-0	20	0	0	0	164	8.2

**Nicole Erickson #22**

Year	G-GS	Min-Avg	FG-FGA	Pct	3P-3PA	Pct	FT-FTA	Pct	Reb	Avg	PF--FO	AST	TO	BS	ST	Pts	Avg
1997-98	32-31	1017-31.8	129-321	.402	60-156	.385	92-105	.876	88	2.8	59-1	104	80	5	39	410	12.8
1998-99	34-28	974-28.6	123-288	.427	62-153	.405	69-78	.885	108	3.2	79-3	108	65	2	27	377	11.1
Career	66-59	1991-30.2	252-609	.414	122-309	.395	161-183	.880	196	3.0	138-4	212	145	7	66	787	11.9

**Valerie Evans #30**

Year	G-GS	Min-Avg	FG-FGA	Pct	3P-3PA	Pct	FT-FTA	Pct	Reb	Avg	PF--FO	AST	TO	BS	ST	Pts	Avg
1990-1991	26-0	149-5.7	16-28	.571	0-0	.000	7-11	.636	44	1.7	12-0	5	16	0	0	39	1.5
1992-1993	25-25	670-26.8	85-214	.397	0-1	.000	75-101	.743	153	6.1	64-2	21	43	11	14	245	9.8
1993-1994	18-6	193-10.7	22-59	.373	0-1	.000	14-23	.609	38	2.1	20-0	12	12	2	5	58	3.2
Career	69-31	1012-14.7	123-301	.409	0-2	.000	96-135	.711	235	3.4	96-2	38	71	13	19	342	5.0

**Stephanie Fagerberg #21**

Year	G-GS	Min-Avg	FG-FGA	Pct	3P-3PA	Pct	FT-FTA	Pct	Reb	Avg	PF--FO	AST	TO	BS	ST	Pts	Avg
1977-78	10-1	---	2-15	.133	0-0	.000	5-10	.500	5	0.5	0-0	0	0	0	0	9	0.9
Career	10-1	---	2-15	.133	0-0	.000	5-10	.500	5	0.5	0-0	0	0	0	0	9	0.9

**Dade Fletcher #32**

Year	G-GS	Min-Avg	FG-FGA	Pct	3P-3PA	Pct	FT-FTA	Pct	Reb	Avg	PF--FO	AST	TO	BS	ST	Pts	Avg
1987-88	14-0	40-2.9	3-4	.750	0-0	.000	6-9	.667	5	0.4	3-0	0	3	0	0	12	0.9
Career	14-0	40-2.9	3-4	.750	0-0	.000	6-9	.667	5	0.4	3-0	0	3	0	0	12	0.9

**Jessica Foley #24**

Year	G-GS	Min-Avg	FG-FGA	Pct	3P-3PA	Pct	FT-FTA	Pct	Reb	Avg	PF--FO	AST	TO	BS	ST	Pts	Avg
2002-03	32-0	246-13.3	61-147	.415	30-86	.349	22-26	.846	67	2.1	36-1	62	32	2	18	174	5.4
2003-04	34-0	563-16.6	66-190	.347	38-116	.328	17-20	.850	66	1.9	58-1	67	41	6	34	187	5.5
2004-05	34-32	1036-30.5	124-318	.390	68-191	.356	55-69	.797	137	4.0	74-2	122	73	9	64	371	10.9
2005-06	35-0	565-16.1	71-160	.444	39-97	.402	16-19	.842	57	1.6	47-1	59	47	3	28	197	5.6
Career	135-32	2590-19.2	322-815	.395	175-490	.357	110-134	.821	327	2.4	215-5	310	193	20	144	929	6.9

**Jennifer Forte #34**

Year	G-GS	Min-Avg	FG-FGA	Pct	3P-3PA	Pct	FT-FTA	Pct	Reb	Avg	PF--FO	AST	TO	BS	ST	Pts	Avg
1996-97	18-2	136-7.6	8-26	.308	0-0	.000	23-34	.676	40	2.2	29-0	4	19	1	4	39	2.2
1997-98	4-0	9-2.3	1-1	1.000	0-0	.000	0-0	.000	1	0.3	0-0	0	2	0	0	2	0.5
Career	22-2	145-6.6	9-27	.333	0-0	.000	23-34	.676	41	1.9	29-0	4	21	1	4	41	1.9

**Kathy Friend #34**

Year	G-GS	Min-Avg	FG-FGA	Pct	3P-3PA	Pct	FT-FTA	Pct	Reb	Avg	PF--FO	AST	TO	BS	ST	Pts	Avg
1977-78	14-8	---	50-125	.400	0-0	.000	10-13	.769	26	1.9	0-0	9	0	0	0	110	7.9
1978-79	10-0	---	5-23	.217	0-0	.000	0-0	.000	18	1.8	2-0	3	0	0	0	10	1.0
Career	24-8	---	55-148	.372	0-0	.000	10-13	.769	44	1.8	2-0	12	0	0	0	120	5.0

**Jenna Frush #35**

Year	G-GS	Min-Avg	FG-FGA	Pct	3P-3PA	Pct	FT-FTA	Pct	Reb	Avg	PF--FO	AST	TO	BS	ST	Pts	Avg
2011-12	9-0	26-2.9	1-5	.200	1-5	.200	2-2	1.000	2	0.2	0-0	0	2	0	1	5	0.6
2012-13	15-0	31-2.1	1-5	.200	1-5	.200	0-0	.000	5	0.3	1-0	1	2	0	0	3	0.2
2013-14	10-0	27-2.7	1-5	.200	1-5	.200	0-0	.000	1	0.1	2-0	2	2	0	0	3	0.3
Career	34-0	84-2.5	3-15	.200	3-15	.200	2-2	1.00	8	0.2	3-0	3	6	0	1	11	0.3

**Carrem Gay #30**

Year	G-GS	Min-Avg	FG-FGA	Pct	3P-3PA	Pct	FT-FTA	Pct	Reb	Avg	PF--FO	AST	TO	BS	ST	Pts	Avg
2005-06	26-0	229-8.8	40-64	.625	0-0	.000	16-25	.640	62	2.4	21-0	8	17	13	20	96	3.7
2006-07	34-34	791-23.3	122-210	.581	0-0	.000	55-74	.743	198	5.8	86-2	35	70	21	48	299	8.8
2007-08	35-11	676-19.3	96-201	.478	0-6	.000	40-67	.597	178	5.8	79-1	33	54	23	56	232	6.6
2008-09	33-28	673-20.4	89-198	.449	5-15	.333	36-52	.692	168	5.1	67-0	25	49	23	56	219	6.6
Career	128-73	2369-18.5	347-673	.516	5-21	.238	147-218	.674	606	5.1	253-3	101	190	80	180	846	6.6

**Lello Gebisa #20**

Year	G-GS	Min-Avg	FG-FGA	Pct	3P-3PA	Pct	FT-FTA	Pct	Reb	Avg	PF--FO	AST	TO	BS	ST	Pts	Avg
1999-00	15-0	81-5.4	13-27	.481	0-0	.000	7-11	.636	16	1.1	12-0	4	8	2	1	33	2.2
2000-01	18-0	80-4.4	7-17	.412	0-0	.000	3-7	.429	20	1.1	9-0	3	17	6	2	17	0.9
Career	33-0	161-4.9	20-44	.455	0-0	.000	10-18	.556	36	1.1	21-0	7	25	8	3	50	1.5

**Krista Gingrich #21**

Year	G-GS	Min-Avg	FG-FGA	Pct	3P-3PA	Pct	FT-FTA	Pct	Reb	Avg	PF--FO	AST	TO	BS	ST	Pts	Avg
1998-99	34-0	509-15.0	62-160	.388	29-72	.403	34-45	.756	70	2.1	40-0	65	48	1	14	187	5.5
1999-00	33-23	796-24.1	79-237	.333	39-116	.336	64-88	.727	71	2.2	64-1	100	76	0	43	261	7.9
2000-01	19-0	122-6.4	6-28	.214	3-17	.176	6-6	1.000	12	0.6	11-0	14	19	1	2	21	1.1
2001-02	34-3	589/17.3	61-147	.415	53-114	.465	23-26	.885	58	1.7	50-0	88	55	3	14	198	5.8
Career	120-26	2016/16.8	208-572	.364	124-319	.389	127-165	.770	211	1.8	165-1	267	198	5	73	667	5.6

**Carol Giordano #25**

Year	G-GS	Min-Avg	FG-FGA	Pct	3P-3PA	Pct	FT-FTA	Pct	Reb	Avg	PF--FO	AST	TO	BS	ST	Pts	Avg
1977-78	16-0	---	11-50	.220	0-0	.000	8-15	.533	26	1.6	0-0	1	0	0	0	30	1.9
Career	16-0	---	11-50	.220	0-0	.000	8-15	.533	26	1.6	0-0	1	0	0	0	30	1.9

**Connie Goins #32**

Year	G-GS	Min-Avg	FG-FGA	Pct	3P-3PA	Pct	FT-FTA	Pct	Reb	Avg	PF--FO	AST	TO	BS	ST	Pts	Avg
1982-83	19-16	381-20.1	71-159	.447	0-0	.000	37-50	.740	80	4.2	25-0	39	32	3	21	179	9.4
1983-84	27-25	668-24.7	91-192	.474	0-0	.000	66-92	.717	95	3.5	29-1	60	55	2	28	248	9.2
1984-85	27-27	838-31.0	124-255	.486	0-0	.000	86-106	.811	140	5.2	32-0	71	67	2	36	334	12.4
1985-86	28-28	821-29.3	142-300	.473	0-0	.000	95-126	.754	146	5.2	34-0	127	67	10	35	379	13.5
Career	101-96	2708-26.8	428-906	.472	0-0	.000	284-374	.759	461	4.6	120-1	297	221	17	120	1140	11.3

**Chelsea Gray #12**

Year	G-GS	Min-Avg	FG-FGA	Pct	3P-3PA	Pct	FT-FTA	Pct	Reb	Avg	PF--FO	AST	TO	BS	ST	Pts	Avg
2010-11	34-18	721-21.2	99-229	.432	33-83	.398	66-82	.805	113	3.3	49-0	86	62	7	66	297	8.7
2011-12	33-33	1064-32.2	153-334	.458	29-77	.377	78-95	.821	162	4.9	66-0	201	115	12	93	413	12.5
2012-13	25-25	758-30.3	107-254	.421	22-54	.407	80-94	.851	132	5.3	45-0	136	66	3	89	316	12.6
2013-14	17-17	471-27.7	68-135	.504	10-30	.333	38-51	.745	71	4.2	33-0	122	55	4	50	184	10.8
Career	109-93	3014-27.7	427-952	.449	94-244	.385	262-322	.814	478	4.4	193-0	545	298	26	298	1210	11.1

**Jeanne Griffin #33**

Year	G-GS	Min-Avg	FG-FGA	Pct	3P-3PA	Pct	FT-FTA	Pct	Reb	Avg	PF--FO	AST	TO	BS	ST	Pts	Avg
1978-79	9-0	155-7.8	3-20	.150	0-0	.000	1-2	.500	15	1.7	8-0	1	0	0	0	7	0.8
Career	9-0	155-7.8	3-20	.150	0-0	.000	1-2	.500	15	1.7	8-0	1	0	0	0	7	0.8

**Olga Gvozdenovic #24**

Year	G-GS	Min-Avg	FG-FGA	Pct	3P-3PA	Pct	FT-FTA	Pct	Reb	Avg	PF--FO	AST	TO	BS	ST	Pts	Avg
1999-00	20-1	155-7.8	12-29	.414	0-0	.000	16-19	.842	27	1.4	24-0	6	16	0	5	40	2.0
2000-01	16-0	100-6.3	10-20	.500	0-0	.000	9-15	.600	27	1.7	25-0	5	10	0	2	29	1.8
Career	36-1	255-7.1	22-49	.449	0-0	.000	25-34	.735	54	1.5	49-0	11	26	0	7	69	1.9

**Tyish Hall #24**

Year	G-GS	Min-Avg	FG-FGA	Pct	3P-3PA	Pct	FT-FTA	Pct	Reb	Avg	PF--FO	AST	TO	BS	ST	Pts	Avg
1993-94	23-3	290-12.6	55-93	.591	0-0	.000	29-39	.744	75	3.3	40-0	19	20	13	18	139	6.0
1994-95	31-30	805-26.0	124-199	.623	0-0	.000	43-70	.614	197	6.4	85-1	46	58	26	33	291	9.4
1995-96	33-33	982-29.8	216-330	.655	0-0	.000	65-93	.699	232	7.0	92-3	44	62	44	39	497	15.1
1996-97	22-21	359-16.3	149-240	.617	0-0	.000	63-88	.716	128	5.8	59-4	26	50	13	34	359	16.3
Career	109-87	2436-22.3	543-862	.630	0-0	.000	200-290	.690	632	5.8	276-8	135	190	96	124	1286	11.8

**Lynne Hanrahan #42**

Year	G-GS	Min-Avg	FG-FGA	Pct	3P-3PA	Pct	FT-FTA	Pct	Reb	Avg	PF--FO	AST	TO	BS	ST	Pts	Avg
1985-86	10-0	23-2.3	0-4	.000	0-0	.000	2-3	.667	5	0.5	1-0	0	0	0	0	2	0.2
Career	10-0	23-2.3	0-4	.000	0-0	.000	2-3	.667	5	0.5	1-0	0	0	0	0	2	0.2

**Lindsey Harding #10**

Year	G-GS	Min-Avg	FG-FGA	Pct	3P-3PA	Pct	FT-FTA	Pct	Reb	Avg	PF--FO	AST	TO	BS	ST	Pts	Avg
2002-03	37-16	958-25.9	84-192	.438	1-13	.077	62-81	.765	145	3.9	63-1	124	59	9	68	231	6.2
2003-04	34-33	1003-29.5	83-181	.459	7-29	.241	57-87	.655	154	4.5	60-1	168	76	2	67	230	6.8
2004-05	Redshirt Season																
2005-06	35-35	1012-28.9	138-287	.481	23-56	.411	75-96	.781	130	3.7	48-1	156	84	4	75	374	10.7
2006-07	34-34	1035-30.4	169-381	.444	24-63	.381	101-135	.748	136	4.0	49-0	131	77	10	51	463	13.6
Career	140-118	4008-28.6	474-1041	.455	55-161	.342	295-399	.739	565	4.0	220-3	579	296	25	261	1298	9.3

**Jo Harlow #34**

Year	G-GS	Min-Avg	FG-FGA	Pct	3P-3PA	Pct	FT-FTA	Pct	Reb	Avg	PF--FO	AST	TO	BS	ST	Pts	Avg
1980-81	23-0	---	38-71	.535	0-0	.000	8-12	.667	51	2.2	17-0	8	0	0	0	84	3.7
1981-82	29-20	---	87-216	.403	0-0	.000	48-70	.686	187	6.4	52-0	44	0	0	0	222	7.7
1982-83	25-23	478-19.1	89-202	.441	0-0	.000	27-31	.871	147	5.9	51-1	47	33	2	25	205	8.2
1983-84	27-27	933-34.6	110-231	.476	0-0	.000	39-58	.672	169	6.3	50-3	60	46	2	30	259	9.6
Career	104-70	1411-27.14	324-720	.450	0-0	.000	122-171	.713	554	5.3	170-4	159	79	4	55	770	7.4

**Sue Harnett #23**

Year	G-GS	Min-Avg	FG-FGA	Pct	3P-3PA	Pct	FT-FTA	Pct	Reb	Avg	PF--FO	AST	TO	BS	ST	Pts	Avg
1986-87	29-8	613-21.1	122-248	.492	0-0	.000	46-64	.719	168	5.8	64-0	30	33	37	7	290	10.0
1987-88	28-23	756-27.0	157-316	.497	0-1	.000	74-112	.661	218	7.8	79-3	36	78	36	13	388	13.9
1988-89	27-26	816-30.2	211-393	.537	0-0	.000	104-154	.675	222	8.2	78-1	41	73	21	40	526	19.5
1989-90	5-5	138-27.6	43-66	.652	0-0	.000	5-11	.455	44	8.8	19-2	3	18	4	4	91	18.2
1990-91	28-28	897-32.0	194-362	.536	0-0	.000	102-143	.713	247	8.8	69-3	54	88	32	22	490	17.5
Career	117-90	3220-27.5	727-1385	.525	0-1	.000	331-484	.684	899	7.7	309-9	164	290	130	86	1785	15.3

**Allison Hart #40**

Year	G-GS	Min-Avg	FG-FGA	Pct	3P-3PA	Pct	FT-FTA	Pct	Reb	Avg	PF--FO	AST	TO	BS	ST	Pts	Avg
1981-82	17-0	---	23-53	.434	0-0	.0	11-17	.647	54	3.2	28-0	7	0	0	0	57	3.4
1982-83	15-0	51-3.4	5-14	.357	0-0	.0	8-9	.889	17	1.1	10-0	3	4	0	0	18	1.2
1983-84	21-0	89-4.2	9-21	.429	0-0	.0	14-22	.636	25	1.2	14-0	2	15	0	1	32	1.5
Career	53-0	140-3.8	37-88	.420	0-0	.0	33-48	.688	96	1.8	52-0	12	19	0	1	107	2.0

**Maureen Hathorn #33**

Year	G-GS	Min-Avg	FG-FGA	Pct	3P-3PA	Pct	FT-FTA	Pct	Reb	Avg	PF--FO	AST	TO	BS	ST	Pts	Avg
1977-78	19-6	---	29-99	.293	0-0	.000	13-25	.520	86	4.5	0-0	3	0	0	0	71	3.7
Career	19-6	---	29-99	.293	0-0	.000	13-25	.520	86	4.5	0-0	3	0	0	0	71	3.7

**Jane Hayes #42**

Year	G-GS	Min-Avg	FG-FGA	Pct	3P-3PA	Pct	FT-FTA	Pct	Reb	Avg	PF--FO	AST	TO	BS	ST	Pts	Avg
1998-99	15-0	75-5.0	12-23	.522	0-0	.000	9-17	.529	22	1.5	7-0	0	3	1	3	33	2.2
1999-00	30-1	286-9.5	23-53	.434	0-0	.000	34-51	.667	61	2.0	13-0	5	20	2	9	80	2.7
Career	45-1	361-8.0	35-76	.461	0-0	.000	43-69	.632	83	1.8	20-0	5	23	3	12	113	2.5

**Ada Healey #52**

Year	G-GS	Min-Avg	FG-FGA	Pct	3P-3PA	Pct	FT-FTA	Pct	Reb	Avg	PF--FO	AST	TO	BS	ST	Pts	Avg
1980-81	23-9	---	58-146	.397	0-0	.000	30-41	.732	82	3.6	47-1	19	0	0	0	146	6.3
Career	23-9	---	58-146	.397	0-0	.000	30-41	.732	82	3.6	47-1	19	0	0	0	146	6.3

**Amber Henson #30**

Year	G-GS	Min-Avg	FG-FGA	Pct	3P-3PA	Pct	FT-FTA	Pct	Reb	Avg	PF--FO	AST	TO	BS	ST	Pts	Avg
2011-12	8-0	93-11.6	6-25	.240	0-3	.000	2-9	.222	15	1.9	10-0	5	7	4	7	14	1.8
2012-13	Medical Redshirt																
2013-14	27-5	252-9.3	17-53	.321	5-16	.313	6-10	.600	47	1.7	37-0	4	18	16	12	45	1.7
Career	35-5	345-9.9	23-78	.295	5-19	.263	8-19	.421	62	1.8	47-0	9	25	20	19	59	1.7

**Juanita Hepburn #55**

Year	G-GS	Min-Avg	FG-FGA	Pct	3P-3PA	Pct	FT-FTA	Pct	Reb	Avg	PF--FO	AST	TO	BS	ST	Pts	Avg
1997-98	11-0	47-4.3	10-20	.500	0-0	.000	9-14	.643	21	1.9	8-0	3	4	1	4	29	2.6
Career	11-0	47-4.3	10-20	.500	0-0	.000	9-14	.643	21	1.9	8-0	3	4	1	4	29	2.6

**Maura Hertzog #23**

Year	G-GS	Min-Avg	FG-FGA	Pct	3P-3PA	Pct	FT-FTA	Pct	Reb	Avg	PF--FO	AST	TO	BS	ST	Pts	Avg
1981-82	28-22	---	95-213	.446	0-0	.000	15-21	.714	74	2.6	59-1	69	0	0	0	205	7.3
1982-83	22-9	253-11.5	56-113	.496	0-0	.000	16-18	.889	43	2.0	41-2	38	34	0	31	128	5.8
1983-84	27-27	879-32.6	78-180	.433	0-0	.000	24-33	.727	62	2.3	69-0	72	91	11	65	180	6.7
1984-85	27-27	861-31.9	79-175	.451	0-0	.000	29-42	.690	73	2.7	59-0	79	78	8	53	187	6.9
Career	104-85	1993-30.2	308-681	.452	0-0	.000	84-114	.737	252	2.4	228-3	258	203	19	149	700	6.7

**Chelsea Hopkins #1**

Year	G-GS	Min-Avg	FG-FGA	Pct	3P-3PA	Pct	FT-FTA	Pct	Reb	Avg	PF--FO	AST	TO	BS	ST	Pts	Avg
2008-09	20-0	163-8.2	14-27	.519	1-1	1.000	24-32	.750	22	1.1	8-0	12	23	0	16	53	2.7
2009-10	26-0	213-8.2	10-27	.370	2-7	.286	9-17	.529	25	1.0	16-0	19	25	0	18	31	1.2
Career	46-0	376-8.2	24-54	.444	3-8	.375	33-49	.673	47	1.0	24-0	31	48	0	34	84	1.8

**Hilary Howard #11**

Year	G-GS	Min-Avg	FG-FGA	Pct	3P-3PA	Pct	FT-FTA	Pct	Reb	Avg	PF--FO	AST	TO	BS	ST	Pts	Avg
1995-96	23-12	650-28.3	39-101	.386	9-34	.265	19-30	.633	73	3.2	44-1	91	43	0	19	106	4.6
1996-97	30-30	1028-34.3	85-232	.366	30-89	.337	55-73	.753	83	2.8	45-1	149	97	2	38	255	8.5
1997-98	32-32	1002-31.3	115-253	.455	42-104	.404	42-59	.712	109	3.4	45-0	140	64	2	42	314	9.8
1998-99	36-36	1079-30.0	110-291	.378	51-127	.402	40-53	.755	116	3.2	57-0	153	85	2	45	311	8.6
Career	121-110	3759-31.1	349-877	.398	132-354	.373	156-215	.726	381	3.1	191-2	533	289	6	144	986	8.1

**Caitlin Howe #32**

Year	G-GS	Min-Avg	FG-FGA	Pct	3P-3PA	Pct	FT-FTA	Pct	Reb	Avg	PF--FO	AST	TO	BS	ST	Pts	Avg
2003-04	16-0	95-5.9	10-29	.345	5-18	.278	1-1	1.000	10	0.6	7-0	7	5	0	2	26	14.6
2004-05	11-1	173-15.7	17-57	.298	10-41	.244	4-5	.800	14	1.3	12-0	13	13	0	10	48	4.4
Career	27-1	268-9.9	27-86	.314	15-59	.244	5-6	.833	24	0.9	19-0	20	18	0	12	74	2.7

**Brittany Hunter #44**

Year	G-GS	Min-Avg	FG-FGA	Pct	3P-3PA	Pct	FT-FTA	Pct	Reb	Avg	PF--FO	AST	TO	BS	ST	Pts	Avg
2003-04	27-0	424-15.7	96-172	.558	0-0	.000	26-52	.500	131	4.9	58-1	20	41	33	22	218	8.1
Career	27-0	424-15.7	96-172	.558	0-0	.000	26-52	.500	131	4.9	58-1	20	41	33	22	218	8.1

**Kim Hunter #20**

Year	G-GS	Min-Avg	FG-FGA	Pct	3P-3PA	Pct	FT-FTA	Pct	Reb	Avg	PF--FO	AST	TO	BS	ST	Pts	Avg
1983-84	21-0	152-7.2	15-47	.319	0-0	.000	8-10	.800	9	0.4	25-0	10	21	0	30	38	1.8
1984-85	19-0	221-11.6	19-52	.365	0-0	.000	11-15	.733	23	1.2	16-0	32	35	0	13	49	2.6
1985-86	30-26	633-21.1	32-99	.323	0-0	.000	20-33	.606	32	1.1	65-2	59	61	0	28	84	2.8
1986-87	29-13	489-16.9	26-68	.382	0-0	.000	18-24	.750	47	1.6	47-2	45	53	0	16	70	2.4
Career	99-39	1495-15.1	92-266	.346	0-0	.000	57-82	.695	111	1.1	153-4	146	170	0	87	241	2.4

**Stacy Hurd #50**

Year	G-GS	Min-Avg	FG-FGA	Pct	3P-3PA	Pct	FT-FTA	Pct	Reb	Avg	PF--FO	AST	TO	BS	ST	Pts	Avg
1980-81	25-25	---	138-278	.496	0-0	.000	49-67	.731	174	7.0	64-1	18	---	---	---	325	13.0
1981-82	29-24	---	178-403	.442	0-0	.000	39-66	.591	192	6.6	77-3	29	---	---	---	395	13.6
1982-83	25-9	361-14.4	147-294	.500	0-0	.000	44-61	.721	138	5.5	38-1	24	30	4	8	338	13.5
1983-84	25-6	496-19.8	78-194	.402	0-0	.000	27-32	.844	91	3.6	21-0	26	39	11	15	183	7.3
Career	104-64	857-17.14	541-1169	.463	0-0	.000	159-226	.704	595	5.7	200-5	97	69	15	23	1241	11.9



**Keturah Jackson #31**

Year	G-GS	Min-Avg	FG-FGA	Pct	3P-3PA	Pct	FT-FTA	Pct	Reb	Avg	PF--FO	AST	TO	BS	ST	Pts	Avg
2006-07	23-0	205-8.9	17-42	.405	0-0	.000	11-18	.611	41	1.8	23-0	14	16	2	12	45	2.0
2007-08	35-10	594-17.0	60-143	.420	2-9	.222	23-46	.500	108	3.1	64-2	28	55	12	56	145	4.1
2008-09	32-16	583-18.2	39-118	.331	3-11	.273	18-35	.514	94	2.9	53-1	50	52	5	41	99	3.1
2009-10	36-33	956-26.6	83-202	.411	13-45	.289	32-56	.571	129	3.6	78-1	93	81	16	83	211	5.9
Career	126-59	2338-18.6	199-505	.394	18-65	.277	84-155	.542	372	3.0	218-4	185	204	35	192	500	4.0

**Richa Jackson #15**

Year	G-GS	Min-Avg	FG-FGA	Pct	3P-3PA	Pct	FT-FTA	Pct	Reb	Avg	PF--FO	AST	TO	BS	ST	Pts	Avg
2010-11	28-3	292-10.4	35-88	.398	2-10	.200	21-31	.677	68	2.4	30-0	12	24	1	22	93	3.3
2011-12	25-17	613-24.5	93-182	.511	6-16	.375	44-72	.611	116	4.6	35-0	28	44	2	45	236	9.4
2012-13	27-9	508-18.8	52-152	.342	5-31	.161	44-57	.772	90	3.3	39-2	10	36	4	31	153	5.7
2013-14	35-18	865-24.7	117-229	.511	9-25	.360	60-109	.550	128	3.7	64-1	49	63	6	53	303	8.7
Career	115-47	2278-19.8	297-651	.456	22-82	.268	169-269	.628	402	3.5	168-3	99	167	13	151	785	6.8

**Ka'lia Johnson #14**

Year	G-GS	Min-Avg	FG-FGA	Pct	3P-3PA	Pct	FT-FTA	Pct	Reb	Avg	PF--FO	AST	TO	BS	ST	Pts	Avg
2011-12	24-0	184-7.7	13-32	.406	2-11	.182	10-13	.769	37	1.5	16-0	6	13	1	9	38	1.6
2012-13	34-0	360-10.6	27-75	.360	2-9	.222	13-26	.500	97	2.9	30-0	11	25	0	21	69	2.0
2013-14	31-5	462-14.9	45-91	.495	6-16	.375	32-49	.653	84	2.7	39-0	22	39	1	17	128	4.1
Career	89-5	2278-19.8	297-651	.456	22-82	.268	169-269	.628	402	3.5	168-3	99	167	13	151	785	6.8

**Nicole Johnson #40**

Year	G-GS	Min-Avg	FG-FGA	Pct	3P-3PA	Pct	FT-FTA	Pct	Reb	Avg	PF--FO	AST	TO	BS	ST	Pts	Avg
1990-91	27-1	359-13.3	45-108	.417	0-0	.000	13-25	.520	48	1.8	30-0	18	29	8	8	103	3.8
1991-92	28-22	759-27.1	107-249	.430	0-0	.000	67-93	.720	113	4.0	75-2	55	73	24	27	281	10.0
1992-93	19-13	442-23.3	42-122	.344	0-0	.000	35-47	.745	39-53	92	4.8	31	43	11	21	119	6.3
1993-94	27-27	707-26.2	100-222	.450	0-0	.000	46-60	.767	108	4.0	53-1	73	57	19	27	246	9.1
Career	101-63	2267-22.4	294-701	.419	0-0	.000	161-225	.716	361	3.6	204-5	177	202	62	83	749	7.4

**Alexis Jones #2**

Year	G-GS	Min-Avg	FG-FGA	Pct	3P-3PA	Pct	FT-FTA	Pct	Reb	Avg	PF--FO	AST	TO	BS	ST	Pts	Avg
2012-13	36-36	1049-29.1	127-297	.428	26-76	.342	62-78	.795	160	4.4	89-2	144	129	11	63	342	9.5
2013-14	28-28	859-30.7	137-290	.472	40-103	.388	52-66	.788	115	4.1	61-0	148	90	4	59	366	13.1
Career	64-64	1908-29.8	264-587	.450	66-179	.369	114-144	.792	275	4.3	150-2	292	219	15	122	708	11.1

**Takisha Jones #45**

Year	G-GS	Min-Avg	FG-FGA	Pct	3P-3PA	Pct	FT-FTA	Pct	Reb	Avg	PF--FO	AST	TO	BS	ST	Pts	Avg
1995-96	16-0	87-5.4	13-25	.520	0-0	.000	3-14	.214	27	1.7	17-0	2	10	2	1	29	1.8
1996-97	19-0	135-7.1	17-33	.515	0-0	.000	5-16	.313	45	2.4	20-1	3	6	3	3	39	2.1
1997-98	18-0	86-4.8	8-29	.276	0-0	.000	4-13	.308	24	1.3	20-0	0	7	0	0	20	1.1
1998-99	9-0	34-3.8	7-14	.500	0-0	.000	5-7	.714	16	1.8	6-0	1	4	0	1	19	2.1
Career	62-0	342-5.5	45-101	.446	0-0	.000	17-50	.340	112	1.8	63-1	6	27	5	5	107	1.7

**Rita Kalinowski #34**

Year	G-GS	Min-Avg	FG-FGA	Pct	3P-3PA	Pct	FT-FTA	Pct	Reb	Avg	PF--FO	AST	TO	BS	ST	Pts	Avg
1984-85	13-0	64-4.9	8-22	.364	0-0	.000	1-6	.167	26	2.0	10-0	2	3	1	0	17	1.3
1985-86	20-1	151-7.6	8-31	.258	0-0	.000	2-5	.400	42	2.1	13-0	3	10	2	1	18	0.9
1986-87	15-0	44-2.9	0-5	.000	0-0	.000	0-2	.000	13	0.9	5-0	2	3	0	1	0	0.0
Career	48-1	259-5.4	16-58	.276	0-0	.000	3-13	.231	81	1.7	28-0	7	16	3	2	35	0.7

**Carey Kauffman #23**

Year	G-GS	Min-Avg	FG-FGA	Pct	3P-3PA	Pct	FT-FTA	Pct	Reb	Avg	PF--FO	AST	TO	BS	ST	Pts	Avg
1991-92	26-3	295-11.3	49-110	.445	1-2	.500	22-32	.688	61	2.3	33-1	14	34	7	12	121	4.7
1992-93	27-27	790-29.3	136-288	.472	0-0	.000	54-72	.750	181	6.7	82-4	32	94	16	20	326	12.1
1993-94	27-19	679-25.1	142-274	.518	0-1	.000	59-87	.678	223	8.3	58-1	26	47	13	36	343	12.7
1994-95	31-31	993-32.0	179-383	.467	1-2	.500	79-96	.823	261	8.4	74-2	68	57	13	30	438	14.1
Career	111-80	2757-24.8	506-1055	.480	2-5	.400	214-287	.746	726	6.5	247-8	140	232	49	98	1228	11.1

**Monika Kost #25**

Year	G-GS	Min-Avg	FG-FGA	Pct	3P-3PA	Pct	FT-FTA	Pct	Reb	Avg	PF--FO	AST	TO	BS	ST	Pts	Avg
1987-88	28-0	263-9.4	20-37	.541	0-0	.000	23-34	.676	60	2.1	32-0	7	22	1	2	63	2.3
1989-90	28-25	890-31.8	108-212	.509	0-0	.000	90-142	.634	194	6.9	82-3	46	62	8	16	306	10.9
1990-91	27-27	822-30.4	94-182	.516	0-0	.000	89-147	.605	184	6.8	74-1	42	68	3	12	277	10.3
1991-92	29-28	833-28.7	112-203	.552	0-0	0.00	98-151	.649	174	6.0	70-2	39	62	3	17	322	11.1
Career	112-80	2808-25.1	334-634	.527	0-0	0.00	300-474	.633	612	5.5	258-6	134	214	15	47	968	8.6

**Jenni Kraft #30**

Year	G-GS	Min-Avg	FG-FGA	Pct	3P-3PA	Pct	FT-FTA	Pct	Reb	Avg	PF--FO	AST	TO	BS	ST	Pts	Avg
1988-89	28-3	564-20.1	125-245	.510	41-76	.539	90-100	.900	76	2.7	55-0	36	43	3	12	381	13.6
Career	28-3	564-20.1	125-245	.510	41-76	.539	90-100	.900	76	2.7	55-0	36	43	3	12	381	13.6

**Vicki Krapohl #12**

Year	G-GS	Min-Avg	FG-FGA	Pct	3P-3PA	Pct	FT-FTA	Pct	Reb	Avg	PF--FO	AST	TO	BS	ST	Pts	Avg
2000-01	21-0	117-5.6	8-20	.400	7-14	.500	5-7	.714	13	.6	11-0	18	15	1	9	28	1.3
2001-02	35-29	676-19.3	49-104	.471	46-97	.474	3-5	.600	74	2.1	21-0	94	44	1	40	147	4.2
2002-03	37-37	925-25.0	65-170	.382	59-155	.381	5-11	.455	65	1.8	37-1	98	52	1	43	194	5.2
2003-04	34-3	714-21.0	63-143	.441	59-137	.431	12-19	.632	61	1.8	29-0	80	30	1	40	197	5.8
Career	127-69	2432-19.1	185-437	.423	171-403	.424	25-42	.595	213	1.7	98-1	290	141	4	132	566	4.5

**Barb Krause #44**

Year	G-GS	Min-Avg	FG-FGA	Pct	3P-3PA	Pct	FT-FTA	Pct	Reb	Avg	PF--FO	AST	TO	BS	ST	Pts	Avg
1978-79	22-21	---	135-284	.475	0-0	.000	51-77	.662	237	10.8	57-0	26	0	0	0	321	14.6
1979-80	27-26	---	127-291	.436	0-0	.000	99-135	.733	251	9.3	84-5	22	0	0	0	535	13.1
1980-81	25-25	---	121-238	.508	0-0	.000	82-102	.804	244	9.8	79-2	37	0	0	0	324	13.0
Career	74-0	---	383-813	.471	0-0	.000	232-314	.739	732	9.9	220-7	85	0	0	0	998	13.5

**Laura Kurz #3**

Year	G-GS	Min-Avg	FG-FGA	Pct	3P-3PA	Pct	FT-FTA	Pct	Reb	Avg	PF--FO	AST	TO	BS	ST	Pts	Avg
2004-05	35-0	535-15.3	78-154	.506	33-73	.452	8-11	.727	78	2.2	61-1	28	40	21	23	197	5.6
2005-06	30-0	347-11.6	62-115	.539	23-52	.442	14-16	.875	73	2.4	35-0	13	19	7	18	161	5.4
Career	65-0	882-13.6	140-269	.520	56-125	.448	22-27	.815	151	2.3	97-1	41	59	28	41	358	5.5

**Ellen Langhi #40**

Year	G-GS	Min-Avg	FG-FGA	Pct	3P-3PA	Pct	FT-FTA	Pct	Reb	Avg	PF--FO	AST	TO	BS	ST	Pts	Avg
1985-86	30-0	370-12.6	59-131	.450	0-0	.000	15-25	.600	75	2.5	21-0	16	29	2	4	133	4.4
1986-87	28-1	246-8.8	34-93	.366	0-0	.000	9-15	.600	41	1.5	20-1	18	20	1	2	77	2.8
1987-88	28-5	418-14.9	59-159	.371	2-10	.200	13-23	.565	56	2.0	30-1	34	45	0	5	133	4.8
1988-89	28-28	765-27.3	104-281	.370	17-61	.279	40-51	.784	97	3.5	59-2	50	55	3	14	265	9.5
Career	114-34	1808-15.9	256-664	.386	19-71	.268	77-114	.675	269	2.4	130-4	118	149	6	25	608	5.3

**Celeste Lavoie #11**

Year	G-GS	Min-Avg	FG-FGA	Pct	3P-3PA	Pct	FT-FTA	Pct	Reb	Avg	PF--FO	AST	TO	BS	ST	Pts	Avg
1990-91	11-0	62-5.6	80-24	.33	0-0	.000	3-4	.750	12	1.1	4-0	1	5	0	1	19	1.7
1991-92	29-29	792-27.3	157-305	.515	0-1	.000	556-89	.629	181	6.2	67-2	67	62	11	30	370	12.8
Career	40-29	854-21.4	165-329	.502	0-1	.000	59-93	.634	193	4.8	71-2	68	67	11	31	389	9.7

**Sue Leonard #32**

Year	G-GS	Min-Avg	FG-FGA	Pct	3P-3PA	Pct	FT-FTA	Pct	Reb	Avg	PF--FO	AST	TO	BS	ST	Pts	Avg
1978-79	14-0	---	7-32	.219	0-0	.000	6-10	.600	9	0.6	7-0	14	0	0	0	20	1.4
Career	14-0	---	7-32	.219	0-0	.000	6-10	.600	9	0.6	7-0	14	0	0	0	20	1.4

**Tricia Liston #32**

Year	G-GS	Min-Avg	FG-FGA	Pct	3P-3PA	Pct	FT-FTA	Pct	Reb	Avg	PF--FO	AST	TO	BS	ST	Pts	Avg
2010-11	32-2	384-12.0	60-131	.458	28-72	.389	29-42	.690	67	2.1	24-0	28	30	2	19	177	5.5
2011-12	33-17	871-26.4	134-276	.486	57-124	.460	72-83	.867	129	3.9	46-0	48	49	1	42	397	12.0
2012-13	36-28	1046-29.1	163-364	.448	80-172	.465	81-87	.931	182	5.1	90-0	52	72	3	35	487	13.5
2013-14	35-35	1098-31.4	209-398	.525	87-181	.481	98-115	.852	183	5.2	58-0	57	81	6	20	603	17.2
Career	136-82	3399-25.0	566-1169	.484	252-549	.459	280-327	.856	561	4.1	177-0	185	232	12	116	1664	12.2

**Mary Lockey #24**

Year	G-GS	Min-Avg	FG-FGA	Pct	3P-3PA	Pct	FT-FTA	Pct	Reb	Avg	PF--FO	AST	TO	BS	ST	Pts	Avg
1978-79	16-6	---	34-88	.386	0-0	.000	4-4	1.000	26	1.6	0-0	4	0	0	0	72	4.5
Career	16-6	---	34-88	.386	0-0	.000	4-4	1.000	26	1.6	0-0	4	0	0	0	72	4.5

**Pam Markeiwicz #11**

Year	G-GS	Min-Avg	FG-FGA	Pct	3P-3PA	Pct	FT-FTA	Pct	Reb	Avg	PF-FO	AST	TO	BS	ST	Pts	Avg
1978-79	21-5	---	38-82	.463	0-0	.000	8-11	.727	47	2.2	26-0	16	0	0	0	84	4.0
1979-80	21-1	---	19-41	.463	0-0	.000	4-4	1.000	10	.5	15-0	8	0	0	0	42	2.0
Career	42-6	---	57-123	.463	0-0	.000	12-15	.800	57	1.4	41-0	24	0	0	0	126	3.0

**Kalita Marsh #15**

Year	G-GS	Min-Avg	FG-FGA	Pct	3P-3PA	Pct	FT-FTA	Pct	Reb	Avg	PF-FO	AST	TO	BS	ST	Pts	Avg
2003-04	7-0	17-2.4	3-8	.375	1-2	.500	0-1	.000	4	.6	4-0	1	1	0	0	7	1.0
Career	7-0	17-2.4	3-8	.375	1-2	.500	0-1	.000	4	.6	4-0	1	1	0	0	7	1.0

**Patti Martin #10**

Year	G-GS	Min-Avg	FG-FGA	Pct	3P-3PA	Pct	FT-FTA	Pct	Reb	Avg	PF-FO	AST	TO	BS	ST	Pts	Avg
1981-82	11-4	---	7-20	.350	0-0	.000	1-2	.500	16	1.5	21-0	24	0	0	0	15	1.4
Career	11-4	---	7-20	.350	0-0	.000	1-2	.500	16	1.5	21-0	24	0	0	0	15	1.4

**Kim Matthews #32**

Year	G-GS	Min-Avg	FG-FGA	Pct	3P-3PA	Pct	FT-FTA	Pct	Reb	Avg	PF-FO	AST	TO	BS	ST	Pts	Avg
1978-79	22-19	---	65-164	.396	0-0	.000	53-81	.654	93	4.2	60-6	45	0	0	0	183	8.3
1919-80	27-9	---	60-159	.377	0-0	.000	65-101	.644	180	6.7	85-6	45	0	0	0	185	6.9
1980-81	17-7	---	29-72	.403	0-0	.000	41-54	.759	70	4.1	48-2	31	0	0	0	99	5.8
1981-82	28-10	---	48-101	.475	0-0	.000	49-62	.790	79	2.8	50-0	29	0	0	0	145	5.2
Career	94-45	---	202-496	.407	0-0	.000	208-298	.698	422	4.5	234-14	150	0	0	0	612	6.5

**Michele Matyasovsky #41**

Year	G-GS	Min-Avg	FG-FGA	Pct	3P-3PA	Pct	FT-FTA	Pct	Reb	Avg	PF-FO	AST	TO	BS	ST	Pts	Avg
1999-00	32-7	632-19.8	96-214	.449	12-41	.293	30-42	.714	98	3.1	75-2	28	59	14	11	234	7.3
2000-01	33-9	598-18.1	80-170	.471	8-23	.348	21-30	.700	96	2.9	93-3	25	54	19	22	189	5.7
2001-02	35-17	751-21.5	90-174	.517	14-39	.359	30-33	.909	130	3.7	79-2	34	47	16	25	224	6.4
2002-03	36-36	739-20.5	74-172	.430	13-45	.289	19-28	.679	126	3.5	87-1	43	33	19	32	180	5.0
Career	136-69	2720-20.0	340-730	.466	47-148	.318	100-133	.752	450	3.3	334-8	130	193	68	90	827	6.1

**Tara McCarthy #10**

Year	G-GS	Min-Avg	FG-FGA	Pct	3P-3PA	Pct	FT-FTA	Pct	Reb	Avg	PF-FO	AST	TO	BS	ST	Pts	Avg
1977-78	20-17	---	127-263	.483	0-0	.000	77-124	.621	107	5.4	0-0	65	0	0	0	331	16.6
1978-79	22-22	---	123-272	.452	0-0	.000	56-82	.683	66	3.0	49-0	72	0	0	0	302	13.7
1979-80	25-23	---	104-278	.374	0-0	.000	38-62	.613	73	2.9	45-0	75	0	0	0	246	9.8
Career	67-62	---	354-813	.435	0-0	.000	171-268	.638	246	3.7	94-0	212	0	0	0	879	13.1

**Dana McDonald #33**

Year	G-GS	Min-Avg	FG-FGA	Pct	3P-3PA	Pct	FT-FTA	Pct	Reb	Avg	PF-FO	AST	TO	BS	ST	Pts	Avg
1989-90	28-5	601-21.5	113-272	.415	36-98	.367	16-25	.640	55	2.0	55-1	31	57	0	22	278	9.9
1990-91	27-13	714-26.4	104-275	.378	18-65	.277	31-39	.795	62	2.3	62-2	44	50	2	28	257	9.5
1991-92	26-9	582-22.4	81-196	.413	10-49	.204	19-26	.731	47	1.8	47-0	42	41	3	37	191	7.3
1992-93	17-11	316-18.6	52-134	.388	13-30	.433	17-21	.810	44	2.6	38-2	28	34	1	14	134	7.9
Career	98-38	2213-22.6	350-877	.399	77-42	.318	83-111	.748	208	2.1	202-5	145	182	6	101	860	8.8

**Pam McFarland #4**

Year	G-GS	Min-Avg	FG-FGA	Pct	3P-3PA	Pct	FT-FTA	Pct	Reb	Avg	PF-FO	AST	TO	BS	ST	Pts	Avg
1988-89	10-0	23-2.3	0-1	.000	0-0	.000	0-1	.000	1	0.1	2-0	1	5	0	2	0	0.0
1989-90	18-0	18-1.0	2-9	.222	0-0	.000	2-4	.500	7	0.4	7-0	15	11	0	4	6	0.3
1990-91	28-16	433-15.5	8-26	.308	0-0	.000	12-25	.480	30	1.1	52-0	51	75	4	27	28	1.0
1991-92	24-10	232-9.7	3-15	.200	0-0	.000	1-4	.250	18	0.8	25-0	17	30	0	12	7	0.3
Career	80-26	706-8.8	13-51	.255	0-0	.000	15-34	.441	56	0.7	86-0	84	121	4	45	41	0.5

**Jennifer McGinnis #33**

Year	G-GS	Min-Avg	FG-FGA	Pct	3P-3PA	Pct	FT-FTA	Pct	Reb	Avg	PF-FO	AST	TO	BS	ST	Pts	Avg
1994-1995	13-0	82-6.3	12-28	.429	5-15	.333	5-9	.556	29	2.2	10-0	3	6	3	5	34	2.6
Career	13-0	82-6.3	12-28	.429	5-15	.333	5-9	.556	29	2.2	10-0	3	6	3	5	34	2.6

**Heather McKaig #5**

Year	G-GS	Min-Avg	FG-FGA	Pct	3P-3PA	Pct	FT-FTA	Pct	Reb	Avg	PF-FO	AST	TO	BS	ST	Pts	Avg
1990-91	10-0	25-2.5	1-4	.250	0-0	.000	0-0	.000	1	0.1	0-0	0	2	0	1	2	0.2
1991-92	13-0	37-2.8	4-7	.571	0-0	.000	3-4	.750	7	0.5	3-0	3	2	0	0	11	0.8
1992-93	3-0	---	0-1	.000	0-0	.000	0-0	.000	0	0.0	0-0	0	1	0	0	0	0.0
Career	26-0	62-2.7	5-12	.417	0-0	.000	3-4	.750	8	0.3	3-0	3	5	0	1	13	0.5

**Jackie McKisson #54**

Year	G-GS	Min-Avg	FG-FGA	Pct	3P-3PA	Pct	FT-FTA	Pct	Reb	Avg	PF--FO	AST	TO	BS	ST	Pts	Avg
1989-90	25-0	191-7.6	27-51	.529	0-0	.000	18-26	.692	43	1.7	30-0	3	18	1	3	72	2.9
Career	25-0	191-7.6	27-51	.529	0-0	.000	18-26	.692	43	1.7	30-0	3	18	1	3	72	2.9

**Nazrawit Medhanie #5**

Year	G-GS	Min-Avg	FG-FGA	Pct	3P-3PA	Pct	FT-FTA	Pct	Reb	Avg	PF--FO	AST	TO	BS	ST	Pts	Avg
1995-96	29-5	392-13.5	37-84	.440	25-60	.417	11-16	.688	34	1.2	60-3	44	46	0	25	110	3.8
1996-97	26-0	361-13.9	29-65	.446	26-55	.473	3-7	.429	60	2.3	40-1	23	39	0	12	87	3.3
1997-98	27-0	340-12.6	27-102	.265	22-82	.268	26-32	.813	47	1.7	33-0	22	29	0	20	102	3.8
1998-99	26-1	326-12.5	27-74	.365	17-54	.315	14-27	.519	37	1.4	43-2	28	32	1	15	85	3.3
Career	108-6	1419-13.1	120-325	.369	90-251	.359	54-82	.659	178	1.6	176-6	117	146	1	72	384	3.4

**Katie Meier #31**

Year	G-GS	Min-Avg	FG-FGA	Pct	3P-3PA	Pct	FT-FTA	Pct	Reb	Avg	PF--FO	AST	TO	BS	ST	Pts	Avg
1985-86	30-5	725-24.8	168-339	.496	0-0	.000	102-138	.739	148	4.9	84-4	84	87	11	58	438	14.6
1986-87	29-29	978-33.7	196-408	.480	0-0	.000	98-150	.653	151	5.2	76-3	129	106	11	68	490	16.9
1987-88	22-17	578-26.3	110-237	.464	4-17	.235	80-107	.748	123	5.6	50-1	83	69	15	54	304	13.8
1989-90	28-28	1009-36.0	179-390	.459	4-15	.267	167-229	.729	248	8.9	83-2	113	99	16	52	529	18.9
Career	109-79	3310-30.4	653-1374	.475	8-32	.250	447-624	.716	670	6.1	293-10	409	361	53	232	1761	16.2

**Kristina Meiman #21**

Year	G-GS	Min-Avg	FG-FGA	Pct	3P-3PA	Pct	FT-FTA	Pct	Reb	Avg	PF--FO	AST	TO	BS	ST	Pts	Avg
1991-92	15-0	79-5.3	7-21	.333	2-3	.667	2-3	.667	10	0.7	2-0	10	5	0	3	18	1.2
1992-93	25-14	396-15.8	57-127	.449	12-33	.364	45-53	.849	46	1.8	25-1	27	32	2	16	171	6.8
1993-94	26-3	326-12.5	53-123	.431	27-64	.422	39-49	.796	42	1.6	34-0	43	36	0	18	172	6.6
1994-95	30-1	401-13.4	54-125	.432	25-67	.373	26-36	.722	76	2.5	49-0	39	34	0	12	159	5.3
Career	96-18	1202-12.5	171-396	.432	66-167	.395	112-141	.794	174	1.8	110-1	119	107	2	49	520	5.4

**Candy Mikels #14**

Year	G-GS	Min-Avg	FG-FGA	Pct	3P-3PA	Pct	FT-FTA	Pct	Reb	Avg	PF--FO	AST	TO	BS	ST	Pts	Avg
1981-82	27-2	---	47-113	.416	0-0	.000	36-49	.735	90	3.3	49-0	6	0	0	0	130	4.8
1982-83	25-0	206-8.2	56-123	.455	0-0	.000	30-52	.577	80	3.2	60-2	11	43	2	9	142	5.7
1983-84	27-19	708-26.2	136-292	.466	0-0	.000	115-157	.732	171	6.3	91-6	21	84	9	20	387	14.3
1984-85	27-26	829-30.7	135-314	.430	0-0	.000	69-93	.742	213	7.9	32-0	71	73	13	29	339	12.6
Career	106-47	1743-22.1	374-842	.444	0-0	.000	250-351	.712	554	5.2	232-8	109	200	24	58	998	9.4

**Brittany Mitch #22**

Year	G-GS	Min-Avg	FG-FGA	Pct	3P-3PA	Pct	FT-FTA	Pct	Reb	Avg	PF--FO	AST	TO	BS	ST	Pts	Avg
2005-06	3-0	43-14.3	4-8	.500	1-4	.250	0-1	.000	4	1.3	6-0	10	7	1	4	9	3.0
2006-07	33-0	492-14.9	42-94	.447	13-44	.295	13-26	.500	64	1.9	48-0	37	29	3	35	110	3.3
2007-08	23-5	232-10.1	20-49	.408	4-22	.182	3-6	.500	20	0.9	21-0	24	15	1	19	47	2.0
Career	59-5	767-13.0	66-151	.437	18-70	.257	16-33	.485	88	1.5	75-0	71	51	5	58	166	2.8

**Bridgette Mitchell #15**

Year	G-GS	Min-Avg	FG-FGA	Pct	3P-3PA	Pct	FT-FTA	Pct	Reb	Avg	PF--FO	AST	TO	BS	ST	Pts	Avg
2006-07	33-0	405-12.3	64-124	.516	1-2	.500	33-2	.786	133	4.0	59-0	17	33	10	32	162	4.9
2007-08	29-6	279-9.6	28-78	.359	2-10	.200	17-33	.515	75	2.6	31-0	23	22	5	14	75	2.6
2008-09	33-11	411-12.5	56-134	.418	4-12	.333	31-41	.756	119	3.6	57-0	18	36	12	25	147	4.5
2009-10	36-26	743-20.6	118-264	.447	11-41	.268	55-69	.797	165	4.6	95-1	39	63	20	56	302	8.4
Career	131-43	266-600	266-600	.443	18-65	.278	136-185	.735	492	3.8	242-1	97	154	47	127	686	5.2

**Sue Monroe #31**

Year	G-GS	Min-Avg	FG-FGA	Pct	3P-3PA	Pct	FT-FTA	Pct	Reb	Avg	PF--FO	AST	TO	BS	ST	Pts	Avg
1977-78	12-1	---	2-11	.182	0-0	.000	4-4	1.000	6	0.5	0-0	0	0	0	0	8	0.7
1978-79	15-1	---	5-18	.278	0-0	.000	4-6	.667	11	0.7	15-0	4	0	0	0	14	0.9
1979-80	23-0	---	6-10	.600	0-0	.000	6-9	.667	16	0.7	15-0	8	0	0	0	18	0.8
Career	50-2	---	13-39	.333	0-0	.000	14-19	.737	33	0.7	30-0	12	0	0	0	40	0.8

**Sierra Moore #5**

Year	G-GS	Min-Avg	FG-FGA	Pct	3P-3PA	Pct	FT-FTA	Pct	Reb	Avg	PF--FO	AST	TO	BS	ST	Pts	Avg
2012-13	25-0	194-7.8	26-58	.448	0-0	.000	11-22	.500	24	1.0	21-0	12	6	2	11	63	2.5
Career	25-0	194-7.8	26-58	.448	0-0	.000	11-22	.500	24	1.0	21-0	12	6	2	11	63	2.5



**Chris Moreland #24**

Year	G-GS	Min-Avg	FG-FGA	Pct	3P-3PA	Pct	FT-FTA	Pct	Reb	Avg	PF-FO	AST	TO	BS	ST	Pts	Avg
1984-85	25-25	797-31.9	163-288	.566	----	----	113-160	.706	238	9.5	75-2	32	68	10	18	439	17.6
1985-86	30-29	917-30.6	254-438	.580	----	----	183-267	.685	354	11.8	78-1	20	74	9	25	691	23.0
1986-87	28-27	944-33.7	219-396	.553	----	----	148-222	.667	294	10.5	76-0	39	69	5	24	586	20.9
1987-88	28-28	891-31.8	192-326	.589	0-0	.000	132-219	.603	343	12.3	83-3	28	66	4	27	516	18.4
Career	111-109	3549-32.0	828-1448	.572	0-0	.000	576-868	.664	1229	11.1	312-6	119	277	28	94	2232	20.1

**Dana Morgan #14**

Year	G-GS	Min-Avg	FG-FGA	Pct	3P-3PA	Pct	FT-FTA	Pct	Reb	Avg	PF-FO	AST	TO	BS	ST	Pts	Avg
2003-04	10-0	38-3.8	4-10	.400	2-5	.400	0-0	.000	2	0.2	5-0	1	3	0	6	10	1
Career	10-0	38-3.8	4-10	.400	2-5	.400	0-0	.000	2	0.2	5-0	1	3	0	6	10	1

**Leigh Morgan #20**

Year	G-GS	Min-Avg	FG-FGA	Pct	3P-3PA	Pct	FT-FTA	Pct	Reb	Avg	PF-FO	AST	TO	BS	ST	Pts	Avg
1986-87	22-0	139-6.3	10-29	.345	0-0	.000	6-8	.750	8	0.4	12-0	16	23	1	4	26	1.2
1987-88	28-26	892-31.9	59-145	.407	16-50	.320	37-50	.740	55	2.0	58-1	93	87	1	30	171	6.1
1988-89	28-25	869-31.0	65-160	.406	29-69	.420	28-36	.778	65	2.3	66-3	118	72	0	26	187	6.7
1989-90	28-28	994-35.5	68-180	.378	45-110	.409	23-28	.821	63	2.3	60-2	113	88	1	26	204	7.3
Career	106-79	2894-27.8	202-514	.393	90-229	.393	94-122	.770	191	1.8	196-6	340	270	3	86	588	5.7

**Tarlough Morgan #44**

Year	G-GS	Min-Avg	FG-FGA	Pct	3P-3PA	Pct	FT-FTA	Pct	Reb	Avg	PF-FO	AST	TO	BS	ST	Pts	Avg
1977-78	4-0	---	0-1	.000	0-0	.000	0-0	.000	0	0	0	0	0	0	0	0	0.0
Career	4-0	---	0-1	.000	0-0	.000	0-0	.000	0	0	0	0	0	0	0	0	0.0

**Sheana Mosch #3**

Year	G-GS	Min-Avg	FG-FGA	Pct	3P-3PA	Pct	FT-FTA	Pct	Reb	Avg	PF-FO	AST	TO	BS	ST	Pts	Avg
1999-00	34-18	846-24.9	107-249	.430	11-28	.393	82-101	.812	112	3.3	49-1	65	67	3	51	307	9.0
2000-01	34-34	915-26.9	129-276	.467	7-18	.389	99-125	.792	154	4.5	41-0	66	60	5	42	364	10.7
2001-02	35-15	868-24.8	109-243	.449	12-39	.308	90-108	.833	123	3.5	46-1	86	57	5	33	320	9.1
2002-03	37-6	739-20.0	103-240	.429	11-38	.289	75-102	.735	111	3.0	48-0	54	39	3	57	292	7.9
Career	140-73	3368-24.1	448-1008	.444	41-123	.333	346-436	.794	500	3.6	184-2	271	223	16	183	1283	9.2

**Kira Orr #12**

Year	G-GS	Min-Avg	FG-FGA	Pct	3P-3PA	Pct	FT-FTA	Pct	Reb	Avg	PF-FO	AST	TO	BS	ST	Pts	Avg
1993-94	27-0	466-17.3	44-115	.383	7-31	.226	19-35	.543	49	1.8	47-0	56	73	1	28	114	4.2
1994-95	30-29	974-32.5	125-330	.379	28-91	.308	54-81	.667	121	4.0	73-1	126	103	1	57	332	11.1
1995-96	33-33	1151-34.9	155-371	.418	42-133	.316	82-113	.726	173	5.2	54-0	170	112	0	60	434	13.2
1996-97	29-29	984-33.9	176-419	.420	56-161	.348	100-120	.833	162	5.6	57-0	93	96	3	59	508	17.5
Career	119-91	3575-30.0	500-1235	.405	133-416	.320	255-349	.731	505	4.2	231-1	445	384	5	204	1388	11.7

**Rochelle Parent #4**

Year	G-GS	Min-Avg	FG-FGA	Pct	3P-3PA	Pct	FT-FTA	Pct	Reb	Avg	PF-FO	AST	TO	BS	ST	Pts	Avg
1997-98	23-3	279-12.1	33-55	.600	1-2	.500	25-47	.532	89	3.9	36-1	23	27	3	13	92	4.0
1998-99	32-10	442-13.8	52-80	.650	0-0	.000	27-38	.711	108	3.4	67-2	22	35	8	28	131	4.1
1999-00	32-30	764-23.9	66-114	.579	0-0	.000	49-65	.754	218	6.8	118-9	47	64	13	45	181	5.7
2000-01	34-34	887-26.1	63-120	.525	0-1	.000	51-89	.573	205	6.0	107-6	58	61	33	57	177	5.2
Career	121-77	2372-19.6	214-369	.580	1-3	.333	152-239	.636	620	5.1	328-18	150	187	57	143	581	4.8

**Haley Peters #33**

Year	G-GS	Min-Avg	FG-FGA	Pct	3P-3PA	Pct	FT-FTA	Pct	Reb	Avg	PF-FO	AST	TO	BS	ST	Pts	Avg
2010-11	36-9	635-17.6	97-186	.522	6-21	.286	25-34	.735	131	3.6	76-1	24	64	7	16	225	6.3
2011-12	33-33	902-27.3	155-303	.512	18-41	.439	29-39	.744	186	5.6	82-2	44	82	9	44	357	10.8
2012-13	36-36	1083-30.1	184-363	.507	27-57	.474	43-56	.768	273	7.6	91-5	67	97	17	40	438	12.2
2013-14	31-31	966-31.2	143-307	.466	18-56	.321	43-63	.683	236	7.6	61-0	54	82	6	39	347	11.2
Career	136-109	3586-26.4	579-1159	.500	69-175	.394	140-192	.729	826	6.1	310-8	189	325	39	139	1367	10.1

**Marcy Peterson #22**

Year	G-GS	Min-Avg	FG-FGA	Pct	3P-3PA	Pct	FT-FTA	Pct	Reb	Avg	PF-FO	AST	TO	BS	ST	Pts	Avg
1988-89	27-1	474-17.6	75-201	.373	2-12	.167	39-58	.672	120	4.4	49-0	16	32	10	19	191	7.1
1989-90	27-22	739-27.4	97-254	.382	1-6	.167	28-59	.475	137	5.1	55-3	26	48	6	31	223	8.3
Career	54-23	1213-22.5	172-455	.378	3-18	.167	67-117	.573	257	4.8	104-3	42	80	16	50	414	7.7

**Mary Ann Puckett #55**

Year	G-GS	Min-Avg	FG-FGA	Pct	3P-3PA	Pct	FT-FTA	Pct	Reb	Avg	PF-FO	AST	TO	BS	ST	Pts	Avg
1993-94	5-0	30-6.0	7-9	.778	0-0	.000	2-4	.500	7	1.4	6-0	2	1	1	0	16	3.2
Career	5-0	30-6.0	7-9	.778	0-0	.000	2-4	.500	7	1.4	6-0	2	1	1	0	16	3.2

**Kathy Radabaugh #30**

Year	G-GS	Min-Avg	FG-FGA	Pct	3P-3PA	Pct	FT-FTA	Pct	Reb	Avg	PF-FO	AST	TO	BS	ST	Pts	Avg
1985-86	12-0	36-3.0	1-1	1.000	0-0	.000	2-5	.400	1	0.1	0-0	2	2	0	0	4	0.3
Career	12-0	36-3.0	1-1	1.000	0-0	.000	2-5	.400	1	0.1	0-0	2	2	0	0	4	0.3

**Holly Reid #41**

Year	G-GS	Min-Avg	FG-FGA	Pct	3P-3PA	Pct	FT-FTA	Pct	Reb	Avg	PF-FO	AST	TO	BS	ST	Pts	Avg
1979-80	23-0	---	16-48	.333	0-0	.000	10-18	.556	31	1.3	13-0	1.3	0	0	0	42	1.8
1980-81	19-1	---	17-38	.447	0-0	.000	6-9	.667	31	1.6	15-0	6	0	0	0	40	2.1
Career	42-1	---	33-86	.384	0-0	.000	16-27	.593	62	1.5	28-0	9	0	0	0	82	2.0

**Lauren Rice #40**

Year	G-GS	Min-Avg	FG-FGA	Pct	3P-3PA	Pct	FT-FTA	Pct	Reb	Avg	PF-FO	AST	TO	BS	ST	Pts	Avg
1996-97	28-4	356-12.7	29-70	.414	12-29	.414	21-28	.750	78	2.8	43-1	17	34	2	17	91	3.3
1997-98	32-6	556-17.4	58-138	.420	8-30	.267	71-98	.724	163	5.1	51-1	39	51	1	20	195	6.1
1998-99	32-3	533-16.7	47-115	.409	8-26	.308	74-92	.804	131	4.1	55-0	39	52	6	35	176	5.5
1999-00	34-32	1010-29.7	99-233	.425	37-104	.356	93-124	.750	234	6.9	81-3	109	96	8	60	328	9.6
Career	126-45	2455-19.5	233-556	.419	65-189	.344	259-342	.757	606	4.8	230-5	204	233	17	132	790	6.3

**Teri Rodgers #3**

Year	G-GS	Min-Avg	FG-FGA	Pct	3P-3PA	Pct	FT-FTA	Pct	Reb	Avg	PF-FO	AST	TO	BS	ST	Pts	Avg
1987-88	20-0	134-6.7	5-12	.417	0-2	.000	4-7	.571	9	0.5	6-0	18	21	0	2	14	0.7
1988-89	17-0	79-4.6	0-5	.000	0-1	.000	5-7	.714	7	0.4	2-0	9	8	0	3	5	0.3
1989-90	18-0	45-2.5	0-1	.000	0-0	.000	4-6	.667	3	0.2	5-0	2	8	0	1	4	0.2
Career	55-0	258-4.7	5-18	.278	0-3	.000	13-20	.650	19	0.3	13-0	29	37	0	6	23	0.4

**Alexis Rogers #32**

Year	G-GS	Min-Avg	FG-FGA	Pct	3P-3PA	Pct	FT-FTA	Pct	Reb	Avg	PF-FO	AST	TO	BS	ST	Pts	Avg
2009-10	24-0	125-5.2	15-36	.417	0-8	.000	5-7	.714	38	1.6	20-0	8	13	1	8	35	1.5
Career	24-0	125-5.2	15-36	.417	0-8	.000	5-7	.714	38	1.6	20-0	8	13	1	8	35	1.5

**Jennifer Rokus #42**

Year	G-GS	Min-Avg	FG-FGA	Pct	3P-3PA	Pct	FT-FTA	Pct	Reb	Avg	PF-FO	AST	TO	BS	ST	Pts	Avg
1979-80	16-0	---	2-9	.222	0-0	.000	3-5	.600	8	0.5	3-0	1	0	0	0	7	0.4
Career	16-0	---	2-9	.222	0-0	.000	3-5	.600	8	0.5	3-0	1	0	0	0	7	0.4

**Claire Rose #20**

Year	G-GS	Min-Avg	FG-FGA	Pct	3P-3PA	Pct	FT-FTA	Pct	Reb	Avg	PF-FO	AST	TO	BS	ST	Pts	Avg
1979-80	27-0	---	50-135	.370	0-0	.000	24-38	.632	34	1.3	27-0	34	0	0	0	124	4.6
1980-81	24-14	---	96-241	.398	0-0	.000	31-41	.756	42	1.8	53-2	97	0	0	0	223	9.3
1981-82	29-21	---	95-240	.396	0-0	.000	51-65	.785	40	1.4	59-0	122	0	0	0	241	8.3
1982-83	25-20	405-16.2	66-160	.413	0-0	.000	54-63	.857	38	1.5	44-0	82	45	3	27	186	7.4
Career	105-55	405-16.2	307-776	.396	0-0	.000	160-207	.773	154	1.5	183-2	335	45	3	27	774	7.4

**Jennifer Scanlon #13**

Year	G-GS	Min-Avg	FG-FGA	Pct	3P-3PA	Pct	FT-FTA	Pct	Reb	Avg	PF-FO	AST	TO	BS	ST	Pts	Avg
1992-93	27-4	592-21.9	102-255	.400	25-63	.397	40-68	.588	76	2.8	42-0	34	49	2	22	269	10.0
1993-94	27-25	676-25.0	118-267	.442	35-95	.368	45-59	.769	70	2.6	44-0	52	55	7	32	316	11.7
1994-95	31-31	947-30.5	142-337	.421	51-131	.389	69-100	.690	108	3.5	61-1	66	80	1	37	404	13.0
1995-96	33-33	1089-33.0	140-347	.403	48-131	.366	60-88	.682	136	4.1	60-1	107	70	2	31	388	11.8
Career	118-93	3304-28.0	502-1206	.416	159-420	.379	214-315	.679	390	3.3	207-2	259	254	12	122	1377	11.7

**Kathleen Scheer #24**

Year	G-GS	Min-Avg	FG-FGA	Pct	3P-3PA	Pct	FT-FTA	Pct	Reb	Avg	PF-FO	AST	TO	BS	ST	Pts	Avg
2008-09	22-0	134-6.1	20-56	.357	12-30	.400	2-6	.333	31	1.4	17-0	5	14	6	10	54	2.5
2009-10	29-0	190-6.6	22-74	.297	11-51	.216	11-17	.647	33	1.1	10-0	9	15	4	9	66	2.3
2010-11	36-15	458-12.7	44-127	.346	14-48	.292	15-24	.625	98	2.7	66-1	30	27	26	23	117	3.3
2011-12	33-3	387-11.7	39-93	.419	6-30	.200	12-17	.706	88	2.7	41-0	19	28	18	19	96	2.9
Career	120-18	1169-9.7	125-350	.357	43-159	.270	40-64	.625	250	2.1	134-1	63	84	54	61	333	2.8

**Georgia Schweitzer #23**

Year	G-GS	Min-Avg	FG-FGA	Pct	3P-3PA	Pct	FT-FTA	Pct	Reb	Avg	PF--FO	AST	TO	BS	ST	Pts	Avg
1997-98	32-15	816-25.5	85-205	.415	37-104	.356	40-54	.741	89	2.8	47-0	73	52	4	41	247	7.7
1998-99	36-32	958-26.6	132-270	.489	40-96	.417	56-83	.675	147	4.1	63-0	103	83	14	35	360	10.0
1999-00	34-34	1069-31.4	187-408	.458	60-149	.403	98-127	.772	136	4.0	42-0	112	83	12	45	532	15.6
2000-01	34-34	1100-32.4	175-365	.479	65-155	.419	66-94	.702	161	4.7	58-0	140	92	11	50	481	14.1
Career	136-115	3943-29.0	579-1248	.464	202-504	.401	260-358	.726	533	3.9	210-0	428	310	41	171	1620	11.9

**Shay Selby #3**

Year	G-GS	Min-Avg	FG-FGA	Pct	3P-3PA	Pct	FT-FTA	Pct	Reb	Avg	PF--FO	AST	TO	BS	ST	Pts	Avg
2008-09	26-0	233-9.0	25-58	.431	10-24	.417	10-18	.556	20	0.8	21-0	13	28	2	15	70	2.7
2009-10	35-0	382-10.9	37-93	.398	16-48	.333	15-20	.750	52	1.5	32-0	36	28	3	32	105	3.0
2010-11	34-10	443-13.0	49-125	.392	23-57	.404	7-10	.700	51	1.5	32-0	49	32	1	30	128	3.8
2011-12	27-18	694-25.7	69-170	.406	17-63	.270	30-39	.769	82	3.0	45-0	69	53	5	45	185	6.9
Career	122-28	1752-14.4	180-446	.404	66-192	.344	62-87	.713	205	1.7	130-0	167	141	11	122	488	4.0

**Brooke Smith #22**

Year	G-GS	Min-Avg	FG-FGA	Pct	3P-3PA	Pct	FT-FTA	Pct	Reb	Avg	PF--FO	AST	TO	BS	ST	Pts	Avg
2002-03	25-0	233-9.3	34-64	.531	0-1	.000	17-26	.654	62	2.5	16-0	9	16	11	11	85	3.4
Career	25-0	233-9.3	34-64	.531	0-1	.000	17-26	.654	62	2.5	16-0	9	16	11	11	85	3.4

**Wanisha Smith #23**

Year	G-GS	Min-Avg	FG-FGA	Pct	3P-3PA	Pct	FT-FTA	Pct	Reb	Avg	PF--FO	AST	TO	BS	ST	Pts	Avg
2004-05	36-35	1163-32.3	134-312	.429	41-100	.410	85-118	.720	101	2.8	80-3	154	134	3	61	394	10.9
2005-06	35-20	738-21.1	98-224	.438	20-63	.317	43-61	.705	96	2.7	56-2	121	74	4	42	259	7.4
2006-07	34-34	930-27.4	105-251	.418	27-75	.360	83-110	.755	147	4.3	48-0	135	89	3	36	320	9.4
2007-08	30-30	825-27.5	90-259	.347	30-98	.306	73-96	.760	94	3.1	44-0	86	78	1	28	283	9.4
Career	135-119	3656-27.1	427-1046	.408	118-336	.351	284-385	.738	438	3.2	228-5	496	375	11	167	1256	9.3

**Amy Smolens #22**

Year	G-GS	Min-Avg	FG-FGA	Pct	3P-3PA	Pct	FT-FTA	Pct	Reb	Avg	PF--FO	AST	TO	BS	ST	Pts	Avg
1977-78	4-0	---	1-1	1.000	0-0	.000	0-0	.000	0	0.0	0-0	0	0	0	0	2	0.5
Career	4-0	---	1-1	1.000	0-0	.000	0-0	.000	0	0.0	0-0	0	0	0	0	2	0.5

**Carolyn Sonzogni #22**

Year	G-GS	Min-Avg	FG-FGA	Pct	3P-3PA	Pct	FT-FTA	Pct	Reb	Avg	PF--FO	AST	TO	BS	ST	Pts	Avg
1983-84	21-0	202-9.6	41-95	.432	0-0	.000	22-32	.688	23	1.1	24-0	12	27	0	12	104	5.0
1984-85	21-0	136-6.5	17-45	.378	0-0	.000	11-18	.611	16	0.8	15-0	10	20	2	5	45	2.1
1985-86	30-4	551-18.4	66-142	.465	0-0	.000	49-65	.754	32	1.1	63-2	63	79	4	40	181	6.0
1986-87	29-16	667-23.0	71-153	.464	0-0	.000	29-46	.630	41	1.4	72-4	87	91	2	44	171	5.9
Career	101-20	1556-15.4	195-435	.448	0-0	.000	111-161	.689	112	1.1	174-6	172	217	8	101	501	5.0

**Alice Steuby #13**

Year	G-GS	Min-Avg	FG-FGA	Pct	3P-3PA	Pct	FT-FTA	Pct	Reb	Avg	PF--FO	AST	TO	BS	ST	Pts	Avg
1989-90	7-0	19-2.7	2-2	1.000	0-0	.000	0-2	.000	5	0.7	1-0	0	2	0	0	4	0.6
Career	7-0	19-2.7	2-2	1.000	0-0	.000	0-2	.000	5	0.7	1-0	0	2	0	0	4	0.6

**Sarah Sullivan #11**

Year	G-GS	Min-Avg	FG-FGA	Pct	3P-3PA	Pct	FT-FTA	Pct	Reb	Avg	PF--FO	AST	TO	BS	ST	Pts	Avg
1982-83	25-23	313-12.5	73-158	.462	0-0	.000	17-46	.370	140	5.6	83-5	11	20	68	3	163	6.5
1983-84	3-1	15-5.0	0-3	.000	0-0	.000	0-2	.000	4	1.3	7-0	0	2	2	1	0	0.0
1984-85	26-26	621-23.9	71-164	.433	0-0	.000	41-61	.672	139	5.3	93-5	38	52	37	7	183	7.0
1985-86	30-30	756-25.2	79-202	.391	0-0	.000	37-69	.536	214	7.1	112-6	27	44	58	16	195	6.5
1986-87	29-24	661-22.8	53-115	.461	0-0	.000	36-58	.621	174	6.0	105-7	30	48	45	17	142	4.9
Career	113-104	2366-20.9	276-642	.430	0-0	.000	131-236	.555	671	5.9	400-23	106	166	210	44	683	6.0

**Sigrid Taylor #41**

Year	G-GS	Min-Avg	FG-FGA	Pct	3P-3PA	Pct	FT-FTA	Pct	Reb	Avg	PF--FO	AST	TO	BS	ST	Pts	Avg
1977-78	13-0	0-0.0	2-8	.250	0-0	.000	3-10	.300	13	1.0	0-0	1	0	0	0	7	0.5
Career	13-0	0-0.0	2-8	.250	0-0	.000	3-10	.300	13	1.0	0-0	1	0	0	0	7	0.5

**Kathy Tenney #22**

Year	G-GS	Min-Avg	FG-FGA	Pct	3P-3PA	Pct	FT-FTA	Pct	Reb	Avg	PF--FO	AST	TO	BS	ST	Pts	Avg
1980-81	5-0	---	0-0	.000	0-0	.000	1-2	.500	0	0.0	1-0	0	0	0	0	1	0.2
Career	5-0	---	0-0	.000	0-0	.000	1-2	.500	0	0.0	1-0	0	0	0	0	1	0.2

**Jasmine Thomas #5**

Year	G-GS	Min-Avg	FG-FGA	Pct	3P-3PA	Pct	FT-FTA	Pct	Reb	Avg	PF-FO	AST	TO	BS	ST	Pts	Avg
2007-08	35-20	884-25.3	112-319	.351	24-97	.247	29-48	.604	98	2.8	55-0	82	88	30	52	277	7.9
2008-09	30-28	885-29.5	112-310	.361	28-98	.286	55-74	.743	82	2.7	48-0	98	78	7	50	307	10.2
2009-10	36-36	1168-32.4	206-532	.387	63-177	.356	102-129	.791	153	4.3	63-0	146	115	7	100	577	16.0
2010-11	36-36	1172-32.6	199-513	.388	65-166	.392	80-121	.661	139	3.9	57-0	123	104	20	85	543	15.1
Career	137-120	4109-30.0	629-1674	.376	180-538	.335	266-372	.715	472	3.4	223-0	449	385	64	287	1704	12.4

**Krystal Thomas #34**

Year	G-GS	Min-Avg	FG-FGA	Pct	3P-3PA	Pct	FT-FTA	Pct	Reb	Avg	PF-FO	AST	TO	BS	ST	Pts	Avg
2007-08	30-0	359-12.0	52-112	.464	0-0	.000	26-42	.619	105	3.5	47-0	13	44	35	14	130	4.3
2008-09	33-0	383-11.6	50-118	.424	0-0	.000	42-63	.667	133	4.0	38-1	7	48	32	9	142	4.3
2009-10	36-26	852-23.7	100-199	.503	0-2	.000	64-112	.571	238	6.6	78-1	30	73	70	21	264	7.3
2010-11	36-36	981-27.3	109-231	.472	0-0	.000	57-104	.548	300	8.3	75-1	42	79	59	41	275	7.6
Career	135-62	2575-19.1	311-600	.471	0-2	.000	189-321	.589	779	5.7	238-3	92	244	196	85	811	6.0

**Patti Thomasson #11, #12**

Year	G-GS	Min-Avg	FG-FGA	Pct	3P-3PA	Pct	FT-FTA	Pct	Reb	Avg	PF-FO	AST	TO	BS	ST	Pts	Avg
1979-80	27-27	---	84-215	.391	0-0	.000	16-21	.762	77	2.9	69-4	93	0	0	0	184	6.8
1980-81	25-13	---	40-104	.385	0-0	.000	16-21	.762	35	1.4	61-4	93	0	0	0	96	3.8
Career	52-40	---	124-319	.389	0-0	.000	35-42	.762	112	2.2	130-8	186	0	0	0	280	5.4

**Iciss Tillis #33**

Year	G-GS	Min-Avg	FG-FGA	Pct	3P-3PA	Pct	FT-FTA	Pct	Reb	Avg	PF-FO	AST	TO	BS	ST	Pts	Avg
2000-01	34-25	829-24.4	118-270	.437	27-74	.365	29-40	.725	188	5.5	86-2	60	70	40	54	292	8.6
2001-02	34-33	1032-30.4	197-436	.452	30-89	.337	62-91	.681	271	8.0	91-2	94	99	30	79	486	14.3
2002-03	37-37	1128-30.5	212-476	.445	47-122	.385	64-80	.800	273	7.4	93-3	79	91	38	80	535	14.5
2003-04	32-32	897-28.0	146-355	.411	24-82	.293	83-96	.865	214	6.7	82-3	68	61	43	57	399	12.5
Career	137-127	3886-28.4	673-1537	.438	128-367	.349	238-307	.775	946	6.9	352-10	301	321	151	270	1712	12.5

**Michele Van Gorp #31**

Year	G-GS	Min-Avg	FG-FGA	Pct	3P-3PA	Pct	FT-FTA	Pct	Reb	Avg	PF-FO	AST	TO	BS	ST	Pts	Avg
1997-98	32-22	333-10.4	131-233	.562	6-19	.316	65-95	.684	130	4.1	82-2	23	71	22	12	333	10.4
1998-99	36-36	933-25.9	258-416	.620	2-8	.250	92-153	.601	197	5.5	97-5	40	95	36	21	610	16.9
Career	68-58	1266-18.6	389-649	.599	8-27	.296	157-248	.633	327	4.8	179-7	63	166	58	33	943	13.9

**Allison Vernerey #43**

Year	G-GS	Min-Avg	FG-FGA	Pct	3P-3PA	Pct	FT-FTA	Pct	Reb	Avg	PF-FO	AST	TO	BS	ST	Pts	Avg
2009-10	36-5	673-18.7	98-201	.488	0-0	.000	46-87	.529	175	4.9	72-3	16	74	29	21	242	6.7
2010-11	36-11	671-18.6	89-189	.471	0-0	.000	35-83	.422	146	4.1	62-0	24	57	23	35	213	5.9
2011-12	33-1	492-14.9	75-134	.560	0-0	.000	24-59	.407	102	3.1	47-0	30	38	20	20	174	5.3
2012-13	35-6	491-14.0	51-99	.515	0-0	.000	5-28	.179	92	2.6	54-1	38	34	37	28	107	3.1
Career	140-23	2327-16.6	313-623	.502	0-0	.000	110-257	.428	515	3.7	235-4	108	203	109	104	736	5.3

**Margo Walsh #31**

Year	G-GS	Min-Avg	FG-FGA	Pct	3P-3PA	Pct	FT-FTA	Pct	Reb	Avg	PF-FO	AST	TO	BS	ST	Pts	Avg
1979-80	27-5	---	91-227	.401	0-0	.000	41-63	.651	89	3.3	45-0	25	0	0	0	223	8.3
1980-81	25-25	---	119-291	.409	0-0	.000	37-57	.649	80	3.2	61-2	61	0	0	0	275	11.0
1981-82	27-10	---	69-209	.330	0-0	.000	41-50	.820	59	2.2	36-0	46	0	0	0	179	6.6
1982-83	23-4	151-6.6	55-121	.455	0-0	.000	16-20	.800	52	2.3	28-0	22	21	1	9	126	5.5
Career	102-44	151-6.6	334-848	.394	0-0	.000	135-190	.711	280	2.7	170-2	154	21	1	9	803	7.9

**Abby Waner #4**

Year	G-GS	Min-Avg	FG-FGA	Pct	3P-3PA	Pct	FT-FTA	Pct	Reb	Avg	PF-FO	AST	TO	BS	ST	Pts	Avg
2005-06	35-15	758-21.7	111-246	.451	50-131	.382	38-55	.691	87	2.5	62-0	112	86	8	65	310	8.9
2006-07	34-34	969-28.5	175-380	.461	68-188	.362	60-78	.769	150	4.4	57-0	93	67	15	85	478	14.1
2007-08	31-31	921-29.7	110-336	.327	49-188	.261	50-68	.735	113	3.6	77-1	117	91	6	80	319	10.3
2008-09	31-31	975-31.5	107-321	.333	55-184	.299	32-41	.780	95	3.1	61-1	110	103	15	83	301	9.7
Career	131-111	3623-27.7	503-1283	.392	222-691	.321	180-242	.744	445	3.4	257-2	432	347	44	313	1408	10.7

**Emily Waner #2**

Year	G-GS	Min-Avg	FG-FGA	Pct	3P-3PA	Pct	FT-FTA	Pct	Reb	Avg	PF-FO	AST	TO	BS	ST	Pts	Avg
2005-06	23-0	202-8.8	17-54	.315	14-39	.359	5-7	.714	17	0.7	20-0	22	22	0	10	53	2.3
2006-07	31-0	464-15.0	40-122	.328	26-87	.299	6-9	.667	48	1.5	17-0	36	25	5	20	112	3.6
2007-08	18-3	177-9.8	11-29	.379	9-24	.375	1-4	.250	16	0.9	11-0	28	17	0	7	32	1.8
Career	72-3	843-11.7	68-205	.332	49-150	.327	12-20	.600	81	1.1	48-0	86	64	5	37	197	2.7



**Lisa Warren #30**

Year	G-GS	Min-Avg	FG-FGA	Pct	3P-3PA	Pct	FT-FTA	Pct	Reb	Avg	PF-FO	AST	TO	BS	ST	Pts	Avg
1977-78	20-17	---	65-192	.339	0-0	.000	67-109	.615	136	6.8	0-0	10	0	0	0	197	9.9
1978-79	22-20	---	85-195	.436	0-0	.000	46-70	.657	138	6.3	70-1	36	0	0	0	216	9.8
1979-80	27-26	---	107-248	.431	0-0	.000	53-85	.624	181	6.7	92-5	18	0	0	0	267	9.9
Career	69-63	---	257-635	.405	0-0	.000	166-264	.629	455	6.6	162-6	64	0	0	0	680	9.9

**Susan Weeks #34**

Year	G-GS	Min-Avg	FG-FGA	Pct	3P-3PA	Pct	FT-FTA	Pct	Reb	Avg	PF-FO	AST	TO	BS	ST	Pts	Avg
1983-84	10-0	25-2.5	3-6	.500	0-0	.000	3-8	.375	8	0.8	4-0	1	20	0	1	9	0.9
Career	10-0	25-2.5	3-6	.500	0-0	.000	3-8	.375	8	0.8	4-0	1	20	0	1	9	0.9

**Chloe Wells #4**

Year	G-GS	Min-Avg	FG-FGA	Pct	3P-3PA	Pct	FT-FTA	Pct	Reb	Avg	PF-FO	AST	TO	BS	ST	Pts	Avg
2010-11	36-5	494-13.7	51-137	.372	13-53	.245	12-20	.600	33	0.9	36-0	62	40	7	53	127	3.5
2011-12	10-10	266-26.6	40-88	.455	9-22	.409	15-17	.882	21	2.1	20-0	40	14	3	36	104	10.4
2012-13	31-8	617-19.9	58-138	.420	30-71	.423	13-17	.765	50	1.6	35-0	55	32	3	55	159	5.1
2013-14	19-0	210-11.1	24-59	.407	11-26	.423	12-18	.667	22	1.2	12-0	33	15	0	23	71	3.7
Career	96-23	1587-16.5	173-422	.410	63-172	.366	52-72	.722	126	1.3	103-0	190	101	13	167	461	4.8

**Missy West #25**

Year	G-GS	Min-Avg	FG-FGA	Pct	3P-3PA	Pct	FT-FTA	Pct	Reb	Avg	PF-FO	AST	TO	BS	ST	Pts	Avg
1996-97	23-5	288-12.5	40-108	.370	19-54	.352	10-16	.625	44	1.9	35-0	12	19	0	14	109	4.7
1998-99	11-0	43-3.9	5-14	.357	1-6	.167	5-6	.833	6	0.5	3-0	1	3	0	3	16	1.5
1999-00	31-4	437-14.1	80-172	.465	38-98	.388	25-33	.758	48	1.5	29-0	29	30	3	26	223	7.2
2000-01	31-0	319-10.3	33-104	.317	17-61	.279	18-21	.857	43	1.4	26-0	33	26	1	22	101	3.3
Career	96-9	1087-11.3	158-398	.397	75-219	.342	58-76	.763	141	1.5	93-0	75	78	4	65	449	4.7

**Crystal White #55**

Year	G-GS	Min-Avg	FG-FGA	Pct	3P-3PA	Pct	FT-FTA	Pct	Reb	Avg	PF-FO	AST	TO	BS	ST	Pts	Avg
2000-01	27-0	163-6.0	25-52	.481	0-0	.000	13-25	.520	47	1.7	34-0	3	17	23	3	63	2.3
2001-02	7-0	103-14.7	18-33	.545	0-0	.000	7-11	.636	25	3.6	12-0	3	9	8	3	43	6.1
Career	34-00	266-7.8	43-85	.506	0-0	.000	20-36	.556	72	2.1	46-0	6	26	31	6	106	3.1

**Wynter Whitley #31**

Year	G-GS	Min-Avg	FG-FGA	Pct	3P-3PA	Pct	FT-FTA	Pct	Reb	Avg	PF-FO	AST	TO	BS	ST	Pts	Avg
2001-02	35-20	772-22.1	89-185	.481	10-32	.313	84-118	.712	171	4.9	90-2	26	67	16	37	272	7.8
2002-03	37-1	547-14.8	60-154	.390	5-29	.172	37-60	.617	102	2.8	75-1	19	45	12	25	162	4.4
2003-04	4-0	26-6.5	2-7	.286	0-0	.000	0-0	.000	7	1.8	3-0	1	2	1	1	4	1.0
2004-05	35-4	676-19.3	73-166	.440	4-25	.160	41-61	.672	106	3.0	72-0	46	66	10	51	191	5.5
Career	111-25	2021-18.2	224-512	.438	19-86	.221	162-239	.678	386	3.5	240-3	92	180	39	114	629	5.7

**Elizabeth Williams #1**

Year	G-GS	Min-Avg	FG-FGA	Pct	3P-3PA	Pct	FT-FTA	Pct	Reb	Avg	PF-FO	AST	TO	BS	ST	Pts	Avg
2011-12	33-33	1008-30.5	186-383	.486	1-2	.500	88-145	.607	259	7.8	78-1	54	101	116	51	461	14.0
2012-13	36-36	1063-29.5	215-423	.508	0-1	.000	116-167	.695	264	7.3	63-0	45	78	107	41	546	15.2
2013-14	35-35	1066-30.5	202-384	.526	0-0	.000	80-142	.563	267	7.6	77-4	76	79	108	45	484	13.8
Career	104-100	3137-30.2	603-1190	.507	1-3	.333	284-454	.626	790	7.6	218-5	175	258	331	137	1491	14.3

**Traci Williams #21**

Year	G-GS	Min-Avg	FG-FGA	Pct	3P-3PA	Pct	FT-FTA	Pct	Reb	Avg	PF-FO	AST	TO	BS	ST	Pts	Avg
1987-88	26-8	419-16.1	46-148	.311	1-4	.250	36-58	.621	46	1.8	53-4	35	74	2	24	129	5.0
1988-89	19-5	341-17.9	47-122	.385	0-1	.000	39-61	.639	66	3.5	31-1	33	43	2	15	133	7.0
1989-90	28-27	859-30.7	101-260	.388	1-4	.250	52-79	.658	213	7.6	96-7	66	76	6	31	255	9.1
1990-91	27-27	871-32.3	146-316	.462	2-6	.333	99-136	.728	204	7.6	73-1	66	82	13	38	393	14.6
Career	100-67	2490-24.9	340-846	.402	4-15	.267	226-334	.677	529	5.3	253-13	200	275	23	108	910	9.1

**Shannon Willis #44**

Year	G-GS	Min-Avg	FG-FGA	Pct	3P-3PA	Pct	FT-FTA	Pct	Reb	Avg	PF-FO	AST	TO	BS	ST	Pts	Avg
1990-91	27-1	316-11.7	52-108	.481	0-0	.000	28-43	.651	92	3.4	34-0	6	33	11	9	132	4.9
1991-92	28-1	460-16.4	80-150	.533	0-0	.000	44-79	.557	152	5.4	55-2	14	50	16	18	204	7.3
1992-93	4-0	32-8.0	0-6	.000	0-0	.000	2-3	.667	6	1.5	5-0	0	3	1	3	2	0.5
Career	59-2	808-13.7	132-264	.500	0-0	.000	74-125	.592	250	4.2	94-2	20	86	28	30	338	5.7

YEAR-BY-YEAR TEAM/PLAYER STATS

2014-15 WOMEN'S BASKETBALL MEDIA GUIDE

1977-78

Record: 1-19; ACC: 0-8; Home: 0-9; Away: 1-10; Neutral: 0-0

Player	G-GS	MP	FG-FGA	Pct	FT-FTA	Pct	Reb-Avg	PF-DQ	Ast	TO	BS	St	Pts-Avg
McCarthy	20-17	—	127-263	.475	77-124	.621	107-5.6	—	65	—	—	—	331-16.6
Warren	20-17	—	65-192	.317	67-109	.615	136-7.2	—	10	—	—	—	197-9.9
Ellis	20-15	—	58-156	.369	48-64	.750	76-4.0	—	20	—	—	—	164-8.2
Friend	14-8	—	50-125	.375	10-13	.769	23-1.8	—	9	—	—	—	110-7.9
Lockey	16-6	—	34-88	.386	4-4	1.000	26-1.7	—	4	—	—	—	72-4.5
Hathorn	19-6	—	29-99	.293	13-25	.520	86-4.8	—	3	—	—	—	71-3.7
Bulger	20-8	—	27-88	.307	11-37	.297	105-5.5	—	8	—	—	—	65-3.3
Giordano	16-0	—	11-50	.220	8-15	.533	26-1.7	—	1	—	—	—	30-1.9
Bergeron	19-6	—	11-42	.262	8-12	.667	30-1.7	—	33	—	—	—	30-1.6
Fagerberg	10-1	—	2-15	.133	5-10	.500	5-0.6	—	0	—	—	—	9-0.9
Taylor	13-0	—	2-8	.250	3-10	.300	13-1.1	—	1	—	—	—	7-0.5
Monroe	12-1	—	2-11	.182	4-4	1.000	6-0.5	—	0	—	—	—	8-0.7
Morgan	4-0	—	0-1	.000	0-0	.000	0-0.0	—	0	—	—	—	0-0.0
Smolens	4-0	—	1-1	1.000	0-0	.000	0-0.0	—	0	—	—	—	2-0.5
Team	—	—	—	—	—	—	—	—	—	—	—	—	—
Duke	20	—	419-1139	.357	258-427	.604	693-36.5	—	151	—	—	—	1096-54.8
Opps	—	—	—	—	—	—	—	—	—	—	—	—	—

1978-79

Record: 11-11; ACC: 3-6; Home: 8-3; Away: 3-6; Neutral: 0-2

Player	G-GS	MP	FG-FGA	Pct	FT-FTA	Pct	Reb-Avg	PF-DQ	Ast	TO	BS	St	Pts-Avg
Krause	22-21	—	135-284	.475	51-77	.662	237-10.7	57-0	26	—	—	—	321-14.5
McCarthy	22-22	—	123-272	.452	56-82	.682	66-3.0	49-0	72	—	—	—	302-13.7
Earnhardt	20-20	—	101-209	.483	17-23	.739	115-5.7	34-0	37	—	—	—	219-10.9
Warren	22-20	—	85-195	.435	46-70	.657	138-6.2	70-1	36	—	—	—	216-9.8
Matthews	22-19	—	65-164	.396	53-81	.654	93-4.2	60-6	45	—	—	—	183-8.3
Bulger	22-1	—	27-75	.360	11-32	.344	79-3.5	34-0	7	—	—	—	65-2.9
Markiewicz	21-5	—	38-82	.463	8-11	.727	16-0.7	26-0	16	—	—	—	84-4.0
Bergeron	16-1	—	10-27	.370	0-5	.000	7-0.4	8-0	9	—	—	—	20-1.2
Leonard	14-0	—	7-32	.218	6-10	.600	9-0.6	7-0	14	—	—	—	20-1.4
Monroe	15-1	—	5-18	.277	4-6	.667	11-0.7	15-0	4	—	—	—	14-1.4
Friend	10-0	—	5-23	.217	0-0	—	15-1.5	2-0	3	—	—	—	10-1.0
Griffin	9-0	—	3-20	.150	1-2	.500	15-1.7	8-0	1	—	—	—	7-0.8
Team	—	—	—	—	—	—	105-4.7	—	—	—	—	—	—
Dead Ball Rebounds*	—	—	—	—	—	—	73-3.3	—	—	—	—	—	—
Duke	22	—	604-1401	.431	253-399	.634	906-41.1	370-7	272	456	—	—	1461-66.4
Opps	22	—	612-1529	.400	250-386	.647	941-42.7	382-10	262	436	—	—	1474-67.0

1979-80

Record: 14-13; ACC: 5-5; Home: 8-3; Away: 5-5; Neutral: 1-5

Player	G-GS	MP	FG-FGA	Pct	FT-FTA	Pct	Reb-Avg	PF-DQ	Ast	TO	BS	St	Pts-Avg
Krause	27-26	—	127-291	.436	99-135	.733	251-9.3	84-5	22	—	—	—	353-13.1
Warren	27-26	—	107-248	.431	53-85	.624	181-6.7	92-5	18	—	—	—	267-9.9
McCarthy	25-23	—	104-278	.374	38-62	.613	73-2.9	45-0	75	—	—	—	246-9.8
Walsh	27-5	—	91-227	.401	41-63	.651	89-3.3	45-0	25	—	—	—	223-8.3
Matthews	27-9	—	60-159	.377	65-101	.644	180-6.7	85-6	45	—	—	—	185-6.9
Thomasson	27-27	—	84-215	.391	16-21	.762	77-2.9	69-4	93	—	—	—	184-6.8
Earnhardt	27-18	—	80-184	.435	24-38	.632	123-4.6	45-0	23	—	—	—	184-6.8
Rose	27-0	—	50-135	.370	24-38	.632	34-1.3	27-0	34	—	—	—	124-4.6
Reid	23-0	—	16-48	.333	10-18	.556	31-1.3	13-0	3	—	—	—	42-1.8
Markiewicz	21-1	—	19-41	.463	4-4	1.000	10-0.5	15-0	8	—	—	—	42-2.0
Monroe	23-0	—	6-10	.600	6-9	.667	16-0.7	15-0	8	—	—	—	18-0.8
Rokus	16-0	—	2-9	.222	3-5	.600	8-0.5	3-0	1	—	—	—	7-0.4
Team	—	—	—	—	—	—	93-3.4	—	—	—	—	—	—
Dead Ball Rebounds*	—	—	—	—	—	—	99-3.7	—	—	—	—	—	—
Duke	27	—	746-1845	.404	383-579	.661	1166-43.2	538-20	355	602	—	—	1875-69.4
Opps	27	—	833-1990	.419	328-506	.648	1268-47.0	576-15	384	576	—	—	1994-73.9

1980-81

Record: 12-13; ACC: 3-6; Home: 8-3; Away: 3-9; Neutral: 0-2

Player	G-GS	MP	FG-FGA	Pct	FT-FTA	Pct	Reb-Avg	PF-DQ	Ast	TO	BS	St	Pts-Avg
Hurd	25-25	—	138-278	.496	49-67	.731	174-6.9	64-1	18	—	—	—	325-13.0
Krause	25-25	—	121-238	.508	82-102	.804	244-9.7	79-2	37	—	—	—	324-12.9
Walsh	25-25	—	119-291	.409	37-57	.649	80-3.2	61-2	61	—	—	—	275-11.0
Rose	24-14	—	96-241	.398	31-41	.756	42-1.7	53-2	97	—	—	—	223-9.2
Healey	23-9	—	58-146	.397	30-41	.731	82-3.5	47-1	19	—	—	—	146-6.3
Chesnut	22-5	—	57-105	.542	17-46	.369	103-4.6	44-0	3	—	—	—	131-5.9
Matthews	17-7	—	29-72	.402	41-54	.759	70-4.1	48-2	31	—	—	—	99-5.8
Thomasson	25-13	—	40-104	.384	16-21	.761	35-1.4	61-4	93	—	—	—	96-3.8
Harlow	23-0	—	38-71	.535	8-12	.667	51-2.2	17-0	8	—	—	—	84-3.6
Reid	19-1	—	17-38	.447	6-9	.667	31-1.6	15-0	6	—	—	—	40-2.1
Conway	5-1	—	13-23	.565	11-21	.523	28-5.6	14-0	0	—	—	—	37-7.4
Tenney	5-0	—	0-0	—	1-2	.500	0	1-0	0	—	—	—	1-0.2
Team	—	—	—	—	—	—	81-3.2	—	—	—	—	—	—
Dead Ball Rebounds*	—	—	—	—	—	—	48-1.9	—	—	—	—	—	—
Duke	25	—	726-1613	.450	329-478	.688	1021-40.8	504-15	373	503	—	—	1781-71.2
Opps	25	—	711-1602	.443	337-484	.696	942-37.6	488-10	356	474	—	—	1759-70.3

\*Dead Ball Rebounds do not count in Team Rebound Average

1981-82

Record: 14-15; ACC: 3-8; Home: 8-5; Away: 4-7; Neutral: 2-3

Player	G-GS	MP	FG-FGA	Pct	FT-FTA	Pct	Reb-Avg	PF-DQ	Ast	TO	BS	St	Pts-Avg
Hurd	29-24	—	178-403	.442	39-66	.591	192-6.6	77-3	29	—	—	—	395-13.6
Chesnut	29-21	—	117-264	.443	54-100	.540	240-8.3	81-4	15	—	—	—	288-9.9
Rose	29-21	—	95-240	.396	51-65	.785	40-1.4	59-0	122	—	—	—	241-8.3
Harlow	29-20	—	87-216	.403	48-70	.686	187-6.4	52-0	44	—	—	—	222-7.7
Hertzog	28-22	—	95-213	.446	15-21	.714	74-2.6	59-1	69	—	—	—	205-7.3
Walsh	27-10	—	69-209	.330	41-50	.820	59-2.2	36-0	46	—	—	—	179-6.6
Matthews	28-10	—	48-101	.475	49-62	.790	79-2.8	50-0	29	—	—	—	145-5.2
Mikels	27-2	—	47-113	.416	36-49	.735	90-3.3	49-0	6	—	—	—	130-4.8
Hart	17-0	—	23-53	.434	11-17	.647	54-3.2	28-0	7	—	—	—	57-3.4
Martin	11-4	—	7-20	.350	1-2	.500	16-1.4	21-0	24	—	—	—	15-1.3
Boyle	20-1	—	9-32	.281	3-7	.429	19-0.9	13-0	3	—	—	—	21-1.1
Copeland	13-0	—	1-5	.200	1-3	.333	3-0.2	3-0	2	—	—	—	3-0.2
Team	—	—	—	—	—	—	107-3.7	—	—	—	—	—	—
Dead Ball Rebounds*	—	—	—	—	—	—	77-2.7	—	—	—	—	—	—
Duke	29	—	776-1859	.417	349-512	.682	1160-40.0	528-8	394	567	—	—	1901-65.6
Opps	29	—	766-1791	.428	353-530	.666	1135-39.1	531-16	389	599	—	—	1885-65.0

\*Dead Ball Rebounds do not count in Team Rebound Average

1982-83

Record: 15-10; ACC: 6-7; Home: 9-3; Away: 4-6; Neutral: 2-1

Player
--------

YEAR-BY-YEAR TEAM/PLAYER STATS

2014-15 WOMEN'S BASKETBALL MEDIA GUIDE

1985-86

Record: 21-9; ACC: 9-5; Home: 11-2; Away: 9-3; Neutral: 1-4

Player	GP-GS	MP	FG-FGA	Pct	FT-FTA	Pct	Reb-Avg	PF-DQ	Ast	TO	BS	St	Pts-Avg
Moreland	30-29	917	254-438	.580	183-267	.685	355-11.8	78-2	20	74	9	25	691-23.0
Meier	30-5	745	168-339	.496	102-138	.739	148-4.9	84-4	84	87	11	58	438-14.6
Goins	28-28	821	142-300	.473	95-126	.754	146-5.2	34-0	127	67	10	35	379-13.5
Andersen	30-27	809	98-222	.441	37-60	.617	148-4.9	92-3	71	89	7	36	233-7.8
Sullivan	30-30	756	79-202	.391	37-69	.536	214-7.1	112-6	27	44	58	16	195-6.5
Sonzogni	30-4	551	66-142	.465	49-65	.754	32-1.1	63-2	63	79	4	40	181-6.0
Langhi	30-0	379	59-131	.450	15-25	.600	75-2.5	21-0	16	29	2	4	133-4.4
Christopher	23-0	179	26-55	.473	13-22	.591	58-2.5	30-1	3	13	0	9	65-2.8
Hunter	30-26	633	32-99	.323	20-33	.606	32-1.1	65-2	59	61	0	28	84-2.8
Kalinowski	20-1	151	8-31	.258	2-5	.400	42-2.1	13-0	3	10	2	1	18-0.9
Radabaugh	12-0	36	1-1	1.000	2-5	.400	1-0.1	0-0	2	2	0	0	4-0.3
Hanrahan	10-0	23	0-4	.000	2-3	.667	5-0.5	1-0	0	0	0	0	2-0.2
Team							102-3.4						
Dead Ball Rebounds*							103-3.4						
Duke	30		933-1964	.475	557-818	.681	1357-45.2	593-19	475	558	103	252	2423-80.8
Opps	30		817-1914	.427	403-618	.652	1054-35.1	652-26	395	524	68	250	2037-67.9

\*Dead Ball Rebounds do not count in Team Rebound Average

1986-87

Record: 19-10; ACC: 7-7; Home: 12-3; Away: 5-6; Neutral: 2-1

Player	GP-GS	MP	FG-FGA	Pct	FT-FTA	Pct	Reb-Avg	PF-DQ	Ast	TO	BS	St	Pts-Avg
Moreland	28-27	944	219-396	.553	148-222	.667	294-10.5	76-0	39	69	5	24	586-20.9
Meier	29-29	978	196-408	.480	98-150	.653	151-5.2	76-3	129	106	11	68	490-16.9
Harnett	29-8	613	122-248	.492	46-64	.719	168-5.8	64-0	30	33	37	7	290-10.0
Andersen	26-25	762	101-231	.437	30-47	.638	139-5.3	58-1	44	74	2	23	232-8.9
Sonzogni	29-16	667	71-153	.464	29-46	.630	41-1.4	72-4	87	91	2	44	171-5.9
Sullivan	29-24	661	53-115	.461	36-58	.621	174-6.0	105-7	30	48	45	17	142-4.9
Langhi	28-1	246	34-93	.366	9-15	.600	41-1.5	20-1	18	20	1	2	77-2.8
Hunter	29-13	489	26-68	.382	18-24	.750	24-0.8	47-2	45	53	0	16	70-2.4
Christopher	27-2	257	23-53	.434	13-24	.542	63-2.3	38-0	23	27	1	9	59-2.2
Morgan	22-0	139	10-29	.345	6-8	.750	8-0.4	12-0	16	23	1	4	26-1.2
Kalinowski	15-0	44	0-5	.000	0-2	.000	13-0.9	5-0	2	3	0	1	0-0.0
Team							94-3.2						
Dead Ball Rebounds*							69-2.4						
Duke	29	5800	855-1799	.475	433-660	.656	1210-41.7	573-18	463	549	105	215	2143-73.9
Opps	29	5800	763-1815	.420	449-637	.705	1064-36.7	598-27	394	494	72	275	1975-68.1

\*Dead Ball Rebounds do not count in Team Rebound Average

1987-88

Record: 17-11; ACC: 5-9; Home: 9-4; Away: 6-6; Neutral: 2-1

Player	GP-GS	MP	FG-FGA	Pct	3FG-3FGA	Pct	FT-FTA	Pct	Reb-Avg	Ast	TO	BS	St	Pts-Avg
Moreland	28-28	891	192-326	.589	0-0	.000	132-219	.603	343-12.3	28	66	4	27	516-18.4
Harnett	28-23	756	157-316	.497	0-1	.000	74-112	.661	218-7.8	36	78	36	13	388-13.9
Meier	22-17	578	110-237	.464	4-17	.235	80-107	.748	123-5.6	83	69	15	54	304-13.8
Andersen	28-28	879	104-276	.377	6-17	.353	52-71	.732	132-4.7	110	90	12	36	266-9.5
Morgan	26-26	892	59-145	.407	16-50	.320	37-50	.740	55-2.0	93	87	1	30	171-6.1
Williams	26-8	419	46-148	.311	1-4	.250	36-58	.621	46-1.8	35	74	2	24	129-5.0
Langhi	28-5	418	59-159	.371	2-10	.200	13-23	.565	56-2.0	34	45	0	5	133-4.8
Christopher	28-5	355	30-66	.455	0-0	.000	10-26	.385	82-2.9	9	32	8	25	70-2.5
Kost	28-0	263	20-37	.541	0-0	.000	23-34	.676	60-2.1	7	22	1	2	63-2.3
Fletcher	14-0	40	3-4	.750	0-0	.000	6-9	.667	5-0.4	0	3	0	1	12-0.9
Rodgers	20-0	134	5-12	.417	0-2	.000	4-7	.571	9-0.5	18	21	0	2	14-0.7
Team									94-3.4					
Dead Ball Rebounds*									99-3.5					
Duke	28	5625	785-1726	.455	29-101	.287	467-716	.652	1223-43.7	453	593	79	219	2066-73.8
Opps	28	5625	741-1794	.413	64-196	.327	377-575	.656	1037-37.0	399	545	56	261	1923-68.7

\*Dead Ball Rebounds do not count in Team Rebound Average

• PF-DQ (Duke: 530-19; Opps: 582-21); Andersen (89-5); Moreland (83-3); Harnett (79-3); Morgan (58-1); Williams (53-4); Meier (50-1); Christopher (47-1); Kost (32-0); Langhi (30-1); Rodgers (6-0); Fletcher (3-0).

1988-89

Record: 12-16; ACC: 2-12; Home: 5-8; Away: 4-7; Neutral: 3-1

Player	GP-GS	MP	FG-FGA	Pct	3FG-3FGA	Pct	FT-FTA	Pct	Reb-Avg	Ast	TO	BS	St	Pts-Avg
Harnett	27-26	816	211-393	.537	0-0	.000	104-154	.675	222-8.2	41	73	21	40	526-19.5
Kraft	28-3	564	125-245	.510	41-76	.539	90-100	.900	76-2.7	36	43	3	12	381-13.5
Langhi	28-28	765	104-281	.370	17-61	.279	40-51	.784	97-3.5	50	55	3	14	265-9.5
Christopher	28-28	882	95-189	.503	0-0	.000	49-86	.570	270-9.6	56	96	3	47	239-8.5
Baker	25-24	824	61-157	.389	13-31	.419	42-56	.750	71-2.8	101	79	2	27	177-7.1
Peterson	27-1	474	75-201	.373	2-12	.167	39-58	.672	120-4.4	16	32	10	19	191-7.1
Williams	19-5	441	47-122	.385	0-1	.000	39-61	.639	66-3.5	33	43	2	15	133-7.0
Morgan	28-25	869	65-160	.406	29-69	.420	28-36	.778	65-2.3	118	72	0	26	187-6.7
Rodgers	17-0	79	0-5	.000	0-1	.000	5-7	.714	7-0.4	9	8	0	3	5-0.3
Carter	8-0	13	0-0	.000	0-0	.000	0-0	.000	2-0.3	0	1	0	0	0-0.0
McFarland	10-0	23	0-1	.000	0-0	.000	0-1	.000	1-0.1	1	5	0	2	0-0.0
Team									90-3.2					
Dead Ball Rebounds*									67-2.4					
Duke	28	5650	783-1754	.446	102-251	.406	436-610	.715	1087-38.8	461	510	44	205	2104-75.1
Opps	28	5650	865-1850	.468	68-197	.345	348-525	.663	1083-38.7	540	470	49	262	2146-75.6

\*Dead Ball Rebounds do not count in Team Rebound Average

• PF-DQ (Duke: 479-11; Opps: 556-16); Harnett (78-1); Christopher (73-3); Morgan (66-3); Baker (61-1); Langhi (59-2); Kraft (55-0); Peterson (49-0); Williams (31-1); Carter (3-0); Rodgers (2-0); McFarland (2-0).

1989-90

Record: 15-13; ACC: 4-10; Home: 9-3; Away: 4-8; Neutral: 2-2

Player	GP-GS	MP	FG-FGA	Pct	3FG-3FGA	Pct	FT-FTA	Pct	Reb-Avg	Ast	TO	BS	St	Pts-Avg
Meier	28-28	1009	179-390	.459	4-15	.267	167-229	.729	248-8.9	113	99	16	52	529-18.9
Harnett	5-5	138	43-66	.652	0-0	.000	5-11	.455	44-8.8	3	18	4	4	91-18.2
Kost	28-25	890	108-212	.509	0-0	.000	90-142	.634	194-6.9	46	62	8	22	306-10.9
McDonald	28-5	601	113-272	.415	36-98	.367	16-25	.640	55-2.0	31	57	0	16	278-9.9
Williams	28-27	859	101-260	.388	1-4	.250	52-79	.658	213-7.6	66	76	6	31	255-9.1
Peterson	27-22	739	97-254	.382	1-6	.167	28-59	.475	137-5.1	26	48	6	31	223-8.3
Morgan	28-28	994	68-180	.378	45-110	.409	23-28	.821	63-2.3	113	88	1	26	204-7.3
McKisson	25-0	191	27-51	.529	0-0	.000	18-26	.692	43-1.7	3	18	1	3	72-2.9
Baker	4-0	24	3-8	.375	0-1	.000	1-3	.333	1-0.3	1	1	0	1	7-1.8
Stebuy	7-0	19	2-2	1.000	0-0	.000	0-2	.000	5-0.7	0	2	0	0	4-0.6
McFarland	18-0	72	2-9	.222	0-0	.000	2-4	.500	7-0.4	15	11	0	4	6-0.3
Rodgers	18-0	45	0-1	.000	0-0	.000	4-6	.667	3-0.2	2	8	0	1	4-0.2
Ayotte	2-0	19	0-2	.000	0-0	.000	0-0	.000	3-1.5	2	0	0	0	0-0.0
Team									107-3.8					
Dead Ball Rebounds*									86-3.1					
Duke	28	5600	743-1707	.435	87-234	.372	406-614	.661	1123-40.1	42				

**1993-94**

Record: 16-11; ACC: 7-9; Home: 10-3; Away: 5-7; Neutral: 1-1

Player	GP-GS	MP	FG-FGA	Pct	3FG-3FGA	Pct	FT-FTA	Pct	Reb-Avg	Ast	TO	BS	St	Pts-Avg
Kauffman	27-19	679	142-274	.518	0-1	.000	59-87	.678	223-8.3	26	47	13	36	343-12.7
Scanlon	27-25	676	118-267	.442	35-95	.368	45-59	.763	70-2.6	52	55	7	32	316-11.7
Johnson	27-27	707	100-222	.450	0-0	.000	46-60	.767	108-4.0	73	57	19	27	246-9.1
Blanding	27-17	449	98-215	.456	0-0	.000	22-47	.468	122-4.5	16	46	20	18	218-8.1
Day	25-11	529	78-128	.609	0-1	.000	44-52	.846	97-3.9	18	37	2	25	200-8.0
Meiman	26-3	326	53-123	.431	27-64	.422	39-49	.796	42-1.6	43	36	0	18	172-6.6
Hall	23-3	290	55-93	.591	0-0	.000	29-39	.744	75-3.3	19	20	13	18	139-6.0
Anderson	27-27	662	44-130	.338	12-43	.279	24-41	.585	66-2.4	90	51	2	51	124-4.6
Orr	27-0	466	44-115	.383	7-31	.226	19-35	.543	49-1.8	56	73	1	28	114-4.2
Evans	18-6	193	22-59	.373	0-1	.000	14-23	.609	38-2.1	12	12	2	5	58-3.2
Puckett	5-0	30	7-9	.778	0-0	.000	2-4	.500	7-1.4	2	1	1	0	16-3.2
Coggeshall	20-0	184	22-63	.349	3-14	.214	5-6	.833	25-1.3	19	14	2	13	52-2.6
Brown	19-0	139	17-37	.459	0-1	.000	13-25	.520	17-0.9	13	19	0	12	47-2.5
Brandau	10-0	66	4-9	.444	0-1	.000	2-2	1.000	8-0.8	9	7	0	6	10-1.0
Team									102-3.8					
Dead Ball Rebounds*									64-2.4					
Duke	27	5396	804-1744	.461	84-252	.333	363-529	.686	1049-38.9	448	475	82	289	2055-76.1
Opps	27	5396	689-1578	.437	69-203	.340	340-507	.671	974-36.1	306	586	55	220	1787-66.2

\*Dead Ball Rebounds do not count in Team Rebound Average

• PF-DQ (Duke: 478; Opps: 466); Kauffman (58-1); Blanding (56-0); Johnson (53-1); Orr (47-0); Anderson (46-0); Scanlon (44-0); Hall (40-0); Day (39-0); Meiman (34-0); Evans (20-0); Coggeshall (16-0); Brown (15-0); Puckett (6-0); Brandau (4-0).

**1994-95**

Record: 22-9; ACC: 10-6; Home: 12-2; Away: 5-6; Neutral: 5-1

Player	GP-GS	MP	FG-FGA	Pct	3FG-3FGA	Pct	FT-FTA	Pct	Reb-Avg	Ast	TO	BS	St	Pts-Avg
Day	31-31	1012	190-342	.556	16-27	.593	103-124	.831	204-6.6	46	96	2	28	499-16.1
Kauffman	31-31	993	179-383	.467	1-2	.500	79-96	.823	261-8.4	68	57	13	30	438-14.1
Scanlon	31-31	947	142-337	.421	51-131	.389	69-100	.690	108-3.5	66	80	1	37	404-13.0
Orr	30-29	974	125-300	.379	28-91	.308	54-81	.667	121-4.0	126	103	1	57	332-11.1
Hall	31-30	805	124-199	.623	0-0	.000	43-70	.614	197-6.4	46	58	26	33	291-9.4
Meiman	30-1	401	54-125	.432	25-67	.373	26-36	.722	76-2.5	39	34	0	12	159-5.3
Blanding	25-0	236	46-97	.474	0-0	.000	22-40	.550	71-2.8	7	21	10	7	114-4.6
Coggeshall	24-0	271	38-103	.369	11-42	.262	11-16	.688	32-1.3	18	20	5	11	98-4.1
Brown	29-0	339	33-73	.452	0-1	.000	11-33	.333	59-2.0	38	25	1	20	77-2.7
McGinnis	13-0	82	12-28	.429	5-15	.333	5-9	.556	29-2.2	3	6	3	5	34-2.6
Brandau	28-2	290	5-19	.263	2-7	.286	9-11	.818	24-0.9	42	35	0	16	21-0.8
Team									138-4.5					
Duke	31	6350	948-2036	.466	139-383	.363	432-616	.701	1320-42.6	499	535	62	256	2467-79.4
Opps	31	6350	838-2031	.413	127-406	.313	352-532	.662	1164-37.5	361	545	72	241	2155-69.5

\*Dead Ball Rebounds do not count in Team Rebound Average

• PF-DQ (Duke: 544-7; Opps: 549); Hall (85-1); Day (84-1); Kauffman (74-2); Orr (73-1); Scanlon (61-1); Meiman (49-0); Blanding (36-0); Brown (31-0); Brandau (22-1); Coggeshall (19-0); McGinnis (10-0).

**1995-96**

Record: 26-7; ACC: 12-4; Home: 11-3; Away: 9-3; Neutral: 6-1

Player	GP-GS	MP	FG-FGA	Pct	3FG-3FGA	Pct	FT-FTA	Pct	Reb-Avg	Ast	TO	BS	St	Pts-Avg
Hall	33-33	982	216-330	.655	0-0	.000	65-93	.699	232-7.0	44	62	44	39	497-15.1
Orr	33-33	1151	155-371	.418	42-133	.316	82-113	.726	173-5.2	170	112	0	60	434-13.2
Day	33-33	975	149-302	.493	44-111	.396	46-63	.730	221-6.7	68	87	12	37	388-11.8
Scanlon	33-33	1089	140-347	.403	48-131	.366	60-88	.682	136-4.1	107	70	2	31	388-11.8
Black	33-0	625	132-231	.571	0-0	.000	86-133	.647	170-5.2	19	63	23	20	350-10.6
Coggeshall	25-16	567	74-173	.428	24-56	.429	4-9	.444	77-3.1	64	47	8	16	176-7.0
Howard	23-12	650	39-101	.386	9-34	.265	19-30	.633	73-3.2	91	43	0	19	106-4.6
Medhanie	29-5	392	37-94	.440	25-60	.417	11-16	.688	34-1.2	44	46	0	25	110-3.8
Jones	16-0	87	13-25	.520	0-0	.000	3-14	.214	27-1.7	2	10	2	1	29-1.8
Brodnik	13-0	82	2-10	.200	0-0	.000	0-1	.000	10-0.8	8	6	3	4	4-0.3
Team									141-4.3					
Dead Ball Rebounds*									80-2.4					
Duke	33	6600	957-1974	.485	192-525	.366	376-560	.671	1294-39.2	617	546	94	252	2482-75.2
Opps	33	6600	820-2095	.391	118-399	.296	268-438	.612	1189-36.0	382	568	70	244	2026-61.4

\*Dead Ball Rebounds do not count in Team Rebound Average

• PF-DQ (Duke: 532; Opps: 554); Black (94-3); Hall (92-3); Day (74-2); Medhanie (60-3); Scanlon (60-1); Orr (54-0); Howard (44-1); Coggeshall (31-0); Jones (17-0); Brodnik (6-0).

**1996-97**

Record: 19-11; ACC: 9-7; Home: 11-2; Away: 5-6; Neutral: 3-3

Player	GP-GS	MP	FG-FGA	Pct	3FG-3FGA	Pct	FT-FTA	Pct	Reb-Avg	Ast	TO	BS	St	Pts-Avg
Orr	29-29	984	176-419	.420	56-161	.348	100-120	.833	162-5.6	93	96	3	59	508-17.5
Hall	22-21	702	148-240	.617	0-0	.000	63-88	.716	128-5.8	26	50	13	34	359-16.3
Black	29-29	798	160-310	.516	0-0	.000	78-117	.667	172-5.9	47	59	27	32	398-13.7
Howard	30-30	1028	85-232	.366	30-89	.337	55-73	.753	83-2.8	149	97	2	38	255-8.5
Brown	30-15	742	69-161	.429	6-27	.222	65-87	.747	122-4.1	64	61	9	43	209-7.0
West	23-5	288	40-108	.370	19-54	.352	10-16	.625	44-1.9	12	19	0	14	109-4.7
Coggeshall	27-15	408	46-105	.438	11-39	.282	0-1	.000	33-1.2	24	26	0	10	103-3.8
Medhanie	26-0	361	29-65	.446	26-55	.473	3-7	.429	60-2.3	23	39	0	12	87-3.3
Rice	28-4	356	29-70	.414	12-29	.414	21-28	.750	77-2.8	17	34	2	17	91-3.3
Forde	18-2	136	8-26	.308	0-0	.000	0-0	.000	4-0.2	4	19	1	4	39-2.2
Jones	19-0	135	17-33	.515	0-0	.000	5-16	.313	45-2.4	3	6	3	3	39-2.1
Brodnik	10-0	34	3-7	.429	0-0	.000	1-3	.333	6-0.6	2	3	0	1	7-0.7
Brandau	13-1	78	4-11	.364	0-0	.000	0-1	.000	9-0.7	6	7	0	3	8-0.6
Team									142-4.7					
Dead Ball Rebounds*									65-2.2					
Duke	30	6050	814-1787	.456	160-454	.352	424-591	.717	1124-37.5	470	528	60	270	2212-73.7
Opps	30	6050	758-1758	.431	101-318	.318	333-474	.703	1040-34.7	356	577	69	241	1950-65.0

\*Dead Ball Rebounds do not count in Team Rebound Average

• Charges Taken (18); Black 5; Hall 3; Orr 2; Forde 2; Howard 2; Brown 1; Jones 1; West 1; Medhanie 1.

• PF-DQ (Duke: 502; Opps: 537); Black (91-2); Brown (60-3); Hall (59-4); Orr (57-0); Howard (45-1); Rice (43-1); Medhanie (40-1); West (35-0); Forde (29-0); Jones (20-1); Coggeshall (15-0); Brown (6-0); Brodnik (2-0).

**1997-98**

Record: 24-8; ACC: 13-3; Home: 14-1; Away: 5-4; Neutral: 5-3

Player	GP-GS	MP	FG-FGA	Pct	3FG-3FGA	Pct	FT-FTA	Pct	Reb-Avg	Ast	TO	BS	St	Pts-Avg
Erickson	32-31	1017	129-321	.402	60-165	.385	92-105	.876	88-2.8	104	80	5	39	410-12.8
Browne	32-32	875	136-253	.538	1-5	.200	70-109	.642	197-6.2	54	93	6	61	343-10.7
Black	30-19	594	124-227	.546	0-0	.000	67-112	.598	107-3.6	24	57	25	21	315-10.5
Van Gorp	32-22	633	131-233	.562	6-19	.316	65-95	.684	130-4.1	23	71	22	12	333-10.4
Howard	32-32	1002	115-253	.455	42-104	.404	42-59	.712	109-3.4	140	64	2	42	314-9.8
Schweitzer	32-15	816	85-205	.415	37-104	.356	40-54	.741	89-2.8	73	52	4	41	247-7.7
Rice	32-6	556	58-138	.420	8-30	.267	71-98	.724	163-5.1	39	51	1	20	195-6.1
Parent	23-3	279	33-55	.600	1-2	.500	25-47	.532	89-3.9	23	27	3	13	92-4.0
Medhanie	27-0	340	27-102	.265	22-82	.268	26-32	.813	47-1.7	22	29	0	20	102-3.8
Hepburn	11-0	47	10-20	.500	0-0	.000	9-14	.643	21-1.9	3	4	1	4	29-2.6
Brown	19-1	131	10-28	.357	0-1	.000	2-7	.286	24-1.3	5	11	0	7	22-1.2
Jones	18-0	86	8-29	.276	0-0	.000	4-13	.308	24-1.3	0	7	0	0	20-1.1
Forde	4-0	9	1-1	1.000	0-0	.000	0-0	.000	1-0.3	0	2	0	0	2-0.5
Team									128-4.0					
Dead Ball Rebounds*									137-4.3					
Duke	32	6385	867-1865	.465	177-503	.352	513-745	.689	1217-38.0	510	558	69	280	2424-75.8
Opps	32	6385	794-1948	.408	125-397	.315	327-505	.648	1083-33.8	368	590	55	252	2040-63.8

\*Dead Ball Rebounds do not count in Team Rebound Average

• Charges Taken (37); VanGorp 13; Browne 9; Medhanie 4; Rice 4; Black 3; Parent 2; Schweitzer 1; Erickson 1.

• PF-DQ (Duke: 542; Opps: 671); Browne (90-



**2001-02**

Record: 31-4; ACC: 16-0; Home: 15-1; Away: 10-1; Neutral: 6-2

Player	GP-GS	MP	FG-FGA	Pct	3FG-3FGA	Pct	FT-FTA	Pct	Reb-Avg	Ast	TO	BS	St	Pts-Avg
Beard	35-35	1164	275-481	.572	25-66	.379	119-158	.753	213-6.1	154	93	25	114	694-19.8
Currie	35-22	971	178-360	.494	8-34	.235	138-179	.771	209-6.0	90	90	24	50	502-14.3
Tillis	34-33	1032	197-436	.452	30-89	.337	62-91	.681	271-8.0	94	90	30	79	486-14.3
Mosch	35-15	868	109-243	.449	12-39	.308	90-108	.833	123-3.5	86	57	5	33	320-9.1
Whitley	35-20	772	89-185	.481	10-32	.313	84-118	.712	171-4.9	26	67	16	37	272-7.8
Matyasovsky	35-17	751	90-174	.517	14-39	.359	30-33	.909	130-3.7	34	47	16	25	224-6.4
Gingrich	34-3	589	61-147	.415	53-114	.465	23-26	.885	58-1.7	88	55	3	14	198-5.8
Krapohl	35-29	676	49-104	.471	46-97	.474	3-5	.600	74-2.1	94	44	1	40	147-4.2
Team									139-4.0					
Duke	35	7026	1080-2203	.490	199-520	.383	563-741	.760	1465-40.7	678	581	129	404	2922-83.5
Opps	35	7015	835-2194	.381	164-533	.308	415-596	.696	1238-35.4	433	688	72	273	2249-64.3

• Charges Taken (40): Whitley 17; Beard 10; Currie 5; Gingrich 5; Mosch 2; Krapohl 1.  
 • PF-DO (Duke: 584-11; Opps: 633): Tillis (91-2); Whitley (90-2); Beard (88-2); Currie (87-2); Matyasovsky (79-2); Gingrich (50-0); Mosch (46-1); Krapohl (21-0).

**2002-03**

Record: 35-2; ACC: 16-0; Home: 13-1; Away: 9-0; Neutral: 13-1

Player	GP-GS	MP	FG-FGA	Pct	3FG-3FGA	Pct	FT-FTA	Pct	Reb-Avg	Ast	TO	BS	St	Pts-Avg
Beard	37-37	1161	294-558	.527	24-85	.282	201-259	.776	256-6.9	110	87	48	104	813-22.0
Tillis	37-37	1128	212-476	.445	47-122	.385	64-80	.800	273-7.4	79	91	38	80	535-14.5
Mosch	37-6	739	103-240	.429	11-38	.289	75-102	.735	111-3.0	54	39	3	57	292-7.9
Bass	37-15	594	89-184	.492	0-0	.000	78-115	.678	138-3.7	28	38	26	24	256-6.9
Harding	37-16	958	84-192	.438	1-13	.077	62-81	.765	145-3.9	124	59	9	68	231-6.2
Foley	32-0	426	91-147	.415	30-86	.349	22-26	.846	67-2.1	62	32	2	18	174-5.4
Krapohl	37-37	925	65-170	.382	59-155	.381	5-11	.455	65-1.8	98	52	1	43	194-5.2
Matyasovsky	36-36	739	74-172	.430	13-45	.289	19-28	.679	126-3.5	43	33	19	32	180-5.0
Whitley	37-1	547	60-154	.390	5-29	.172	37-60	.617	102-2.8	19	43	12	25	162-4.4
Smith	25-0	233	34-64	.531	0-1	.000	17-26	.654	62-2.5	9	16	11	11	85-3.4
Team									149-4.0					
Duke	37	7450	1076-2354	.457	190-574	.331	580-788	.736	1494-40.4	626	504	169	462	2922-79.0
Opps	37	7450	729-2012	.362	153-472	.311	387-574	.674	1255-33.9	396	796	103	233	1998-54.0

• Charges Taken (60): Beard 18; Bass 16; Whitley 8; Harding 6; Krapohl 5; Mosch 4; Tillis 3.  
 • PF-DO (Duke: 629-10; Opps: 673): Beard (98-0); Tillis (93-3); Matyasovsky (87-1); Bass (76-2); Whitley (75-1); Harding (63-1); Mosch (48-0); Krapohl (37-1); Foley (36-1); Smith (16-0).

**2003-04**

Record: 30-4; ACC: 15-1; Home: 14-1; Away: 10-1; Neutral: 6-2

Player	GP-GS	MP	FG-FGA	Pct	3FG-3FGA	Pct	FT-FTA	Pct	Reb-Avg	Ast	TO	BS	St	Pts-Avg
Beard	34-34	1067	242-488	.496	36-115	.313	151-194	.778	184-5.4	132	76	46	80	671-19.7
Tillis	32-32	897	146-355	.411	24-82	.293	83-96	.865	214-6.7	68	61	43	57	399-12.5
Currie	34-34	943	151-318	.475	10-42	.238	105-139	.755	208-6.1	101	83	28	53	417-12.3
Bass	34-34	776	132-216	.611	0-0	.000	77-122	.631	182-5.4	26	51	42	31	341-10.0
Hunter	27-0	424	96-172	.558	0-0	.000	26-52	.500	131-4.9	20	41	33	22	218-8.1
Harding	34-33	1003	83-181	.459	7-28	.241	57-87	.655	154-4.5	168	76	2	67	230-6.8
Krapohl	34-3	714	63-143	.441	59-137	.431	12-19	.632	61-1.8	80	30	1	40	197-5.8
Foley	34-0	563	66-190	.347	38-116	.328	17-20	.850	66-1.9	67	41	6	34	187-5.5
Bales	24-0	237	29-52	.558	0-0	.000	20-29	.690	67-2.8	13	19	29	6	78-3.3
Howe	16-0	95	10-29	.345	5-18	.278	1-1	1.000	10-0.6	7	5	0	2	26-1.6
Morgan	10-0	38	4-10	.400	2-5	.400	0-0	.000	2-0.2	1	3	0	6	10-1.0
Marsh	7-0	17	3-8	.375	1-2	.500	0-1	.000	4-0.6	1	1	0	0	7-1.0
Whitley	4-0	26	2-7	.286	0-0	.000	0-0	.000	7-1.8	1	2	1	1	4-1.0
Team									114-3.4					
Duke	34	6800	1027-2169	.473	182-546	.333	549-760	.722	1404-41.3	685	494	231	399	2785-81.9
Opps	34	6800	704-1944	.362	135-458	.295	408-581	.702	1132-33.3	387	707	108	225	1951-57.4

• Charges Taken (53): Beard 19; Bass 10; Currie 9; Harding 7; Tillis 3; Foley 2; Bales 1; Krapohl 1; Hunter 1.  
 • PF-DO (Duke: 597-10; Opps: 605): Currie (103-4); Bass (84-0); Tillis (82-3); Beard (74-0); Harding (60-1); Hunter (58-1); Foley (58-1); Bales (30-0); Krapohl (29-0); Howe (7-0); Morgan (5-0); Marsh (4-0); Whitley (3-0).

**2004-05**

Record: 31-5; ACC: 12-2; Home: 13-1; Away: 9-2; Neutral: 9-2

Player	GP-GS	MP	FG-FGA	Pct	3FG-3FGA	Pct	FT-FTA	Pct	Reb-Avg	Ast	TO	BS	St	Pts-Avg
Currie	36-36	1127	218-489	.446	26-82	.317	168-215	.781	254-7.1	123	109	14	77	630-17.5
Bass	36-36	975	176-327	.538	0-1	.000	68-111	.613	258-7.2	64	63	30	41	420-11.7
Smith	36-35	1163	134-312	.429	41-100	.410	85-118	.720	101-2.8	154	134	3	61	394-10.9
Foley	34-32	1036	124-318	.390	68-191	.356	55-69	.797	137-4.0	122	73	9	64	371-10.9
Bales	36-33	876	106-221	.480	1-1	.000	63-94	.670	236-6.6	67	35	134	17	276-7.7
Black	34-3	641	87-165	.527	0-0	.000	36-70	.514	260-7.6	39	57	46	28	210-6.2
Kurz	35-0	535	78-154	.506	33-73	.452	8-11	.727	78-2.2	28	40	21	23	197-5.6
Whitley	35-4	676	73-166	.440	4-25	.160	41-61	.672	106-3.0	46	66	10	51	191-5.5
Howe	11-1	173	17-57	.298	10-41	.244	4-5	.800	14-1.3	13	13	0	10	48-4.4
Team									119-3.3					
Duke	36	7202	1013-2209	.459	183-514	.356	528-754	.700	1563-43.4	656	597	267	372	2737-76.0
Opps	36	7202	721-2156	.334	178-620	.287	396-580	.683	1256-34.9	424	665	112	296	2016-56.0

• PF-DO (Duke: 601-8; Opps: 623-15): Currie (85-2); Smith (80-3); Bass (79-0); Foley (74-2); Bales (73-0); Whitley (72-0); Black (64-0); Kurz (62-1); Howe (12-0).

**2005-06**

Record: 31-4; ACC: 12-2; Home: 12-1; Away: 12-1; Neutral: 7-2

Player	GP-GS	MP	FG-FGA	Pct	3FG-3FGA	Pct	FT-FTA	Pct	Reb-Avg	Ast	TO	BS	St	Pts-Avg
Currie	35-35	972	202-425	.475	42-100	.420	127-155	.819	203-5.8	99	69	9	48	573-16.4
Bass	35-35	867	160-259	.618	0-0	.000	72-111	.649	222-6.3	57	69	33	31	392-11.2
Harding	35-35	1012	138-287	.481	23-56	.411	75-96	.781	130-3.7	156	84	4	75	374-10.7
Bales	35-23	731	113-215	.526	0-0	.000	92-117	.786	236-6.7	40	44	120	42	318-9.1
A. Waner	35-15	758	111-246	.451	50-131	.382	38-55	.691	87-2.5	112	86	8	65	310-8.9
Black	34-12	636	109-202	.540	0-0	.000	49-84	.583	208-6.1	20	57	65	28	267-7.9
Smith	35-20	738	98-224	.438	20-63	.317	43-61	.705	96-2.7	121	74	4	42	259-7.4
Foley	35-0	565	71-160	.444	39-97	.402	16-19	.842	57-1.6	59	47	3	28	197-5.6
Kurz	30-0	347	62-115	.539	23-52	.442	14-16	.875	73-2.4	13	19	7	18	161-5.4
Gay	26-0	229	40-64	.625	0-0	.000	16-25	.640	62-2.4	8	17	13	20	96-3.7
Mitch	3-0	43	4-8	.500	1-4	.250	0-1	.000	4-1.3	10	7	1	4	9-3.0
E. Waner	23-0	202	17-54	.315	14-39	.359	5-7	.714	17-0.7	22	22	0	10	53-2.3
Team									137-3.9					
Duke	35	7100	1125-2259	.498	212-542	.391	547-747	.732	1532-43.8	717	600	267	411	3009-86.0
Opps	35	7100	732-2085	.351	148-510	.290	426-636	.670	1167-33.3	384	741	111	306	2038-58.2

• PF-DO (Duke: 608-6; Opps: 626-13): Black (90-1); Currie (83-0); Bass (75-1); Bales (64-0); A. Waner (62-0); Smith (56-2); Harding (48-1); Foley (47-1); Kurz (35-0); Gay (21-0); E. Waner (20-0); Mitch (6-0).

**2006-07**

Record: 32-2; ACC: 14-0; Home: 14-0; Away: 11-0; Neutral: 7-2

Player	GP-GS	MP	FG-FGA	Pct	3FG-3FGA	Pct	FT-FTA
--------	-------	----	--------	-----	----------	-----	--------



**2010-11**

Record: 32-4; ACC: 12-2; Home: 17-0; Away: 11-3; Neutral: 4-1

Player	GP-GS	MP	FG-FGA	Pct	3FG-3FGA	Pct	FT-FTA	Pct	Reb-Avg	Ast	TO	BS	St	Pts-Avg
J. Thomas	36-36	1172	199-513	.388	65-166	.392	80-121	.661	139-3.9	123	104	20	85	543-15.1
Christmas	36-35	949	107-285	.375	15-71	.211	114-163	.699	227-6.3	60	76	13	57	343-9.5
Gray	34-18	721	99-229	.432	33-83	.398	66-82	.805	113-3.3	86	62	7	66	297-8.7
K. Thomas	36-36	981	109-231	.472	0-0	.000	57-104	.548	300-8.3	42	79	59	41	275-7.6
Peters	36-9	635	97-186	.522	6-21	.286	25-34	.735	131-3.6	24	64	7	16	225-6.3
Vernerey	36-11	671	89-189	.471	0-0	.000	35-83	.422	146-4.1	24	57	23	35	213-5.9
Liston	32-2	384	60-131	.458	28-72	.389	29-42	.690	67-2.1	28	30	2	19	177-5.5
Selby	34-10	443	49-125	.392	23-57	.404	7-10	.700	51-1.5	49	32	1	30	128-3.8
Wells	36-5	494	51-137	.372	13-53	.245	12-20	.600	33-0.9	62	40	7	53	127-3.5
R. Jackson	28-3	292	35-88	.398	2-10	.200	21-31	.677	68-2.4	12	24	1	22	93-3.3
Scheer	36-15	458	44-127	.346	14-48	.292	15-24	.625	98-2.7	30	27	26	23	117-3.3
Team	—	—	—	—	—	—	—	—	140-3.9	—	1	—	—	—
Duke	36	7200	939-2241	.419	199-581	.343	461-714	.646	1513-42.0	540	596	166	447	2538-70.5
Opps	36	7200	732-1972	.371	198-650	.305	341-544	.627	1262-35.1	450	766	123	268	2003-55.6

• PF-DQ (Duke: 580-3; Opps: 636); Peters (76-1); K. Thomas (75-1); Christmas (73-0); Scheer (66-1); Vernerey (62-0); J. Thomas (57-0); Gray (49-0); Wells (36-0); Selby (32-0); R. Jackson (30-0); Liston (24-0).

**2011-12**

Record: 27-6; ACC: 15-1; Home: 13-1; Away: 11-2; Neutral: 3-3

Player	GP-GS	MP	FG-FGA	Pct	3FG-3FGA	Pct	FT-FTA	Pct	Reb-Avg	Ast	TO	BS	St	Pts-Avg
Williams	33-33	1008	186-383	.486	1-2	.500	88-145	.607	259-7.8	54	101	116	51	461-14.0
Gray	33-33	1064	153-334	.458	29-77	.377	78-95	.821	162-4.9	201	115	12	93	413-12.5
Liston	33-17	871	134-276	.486	54-124	.460	72-83	.867	129-3.9	48	49	1	42	397-12.0
Peters	33-33	902	155-303	.512	18-41	.439	29-39	.744	186-5.6	44	82	9	44	357-10.8
Wells	10-10	266	40-88	.455	9-22	.409	15-17	.882	21-2.1	40	14	3	36	104-10.4
R. Jackson	25-17	613	93-182	.511	6-16	.375	44-72	.611	116-4.6	28	44	2	45	236-9.4
Selby	27-18	694	69-170	.406	17-63	.270	30-39	.769	82-3.0	69	53	5	45	185-6.9
Vernerey	33-1	492	75-134	.560	0-0	.000	24-59	.407	102-3.1	30	38	20	20	174-5.3
Scheer	33-3	387	39-93	.419	6-30	.200	12-17	.706	88-2.7	19	28	18	19	96-2.9
Henson	8-0	93	6-25	.240	0-3	.000	2-9	.222	15-1.9	5	7	4	7	14-1.8
Johnson	24-0	184	13-32	.406	2-11	.182	10-13	.769	37-1.5	6	13	1	9	38-1.6
Frush	9-0	26	1-5	.200	1-5	.200	2-2	1.000	2-0.2	0	2	0	1	5-0.6
Team	—	—	—	—	—	—	—	—	123-3.7	—	9	—	—	—
Duke	33	6600	964-2025	.476	146-394	.371	406-590	.688	1322-40.1	544	555	191	412	2480-75.2
Opps	33	6600	684-1876	.365	162-539	.301	316-455	.695	1085-32.9	392	698	127	281	1846-55.9

• PF-DQ (Duke: 486-3; Opps: 522); Peters (82-2); Williams (78-1); Gray (66-0); Vernerey (47-0); Liston (46-0); Selby (45-0); Scheer (41-0); R. Jackson (35-0); Wells (20-0); Johnson (16-0); Henson (10-0).

**2012-13**

Record: 33-3; ACC: 17-1; Home: 16-0; Away: 11-2; Neutral: 6-1

Player	GP-GS	MP	FG-FGA	Pct	3FG-3FGA	Pct	FT-FTA	Pct	Reb-Avg	Ast	TO	BS	St	Pts-Avg
Williams	36-32	1063	215-423	.508	0-1	.000	116-167	.695	264-7.3	45	78	107	41	546-15.2
Liston	36-28	1046	163-364	.448	80-172	.465	81-87	.931	182-5.1	52	72	3	35	487-13.5
Gray	25-25	758	107-254	.421	22-54	.407	80-94	.851	132-5.3	136	66	3	89	316-12.6
Peters	36-36	1083	184-363	.507	27-57	.474	43-56	.768	273-7.6	67	97	17	40	438-12.2
Jones	36-36	1049	127-297	.428	26-76	.342	62-78	.795	160-4.4	144	129	11	63	342-9.5
Jackson	27-9	508	52-152	.342	5-31	.161	44-47	.772	90-3.3	10	36	4	31	153-5.7
Wells	31-8	617	58-138	.420	30-71	.423	13-17	.765	50-1.6	55	32	3	55	159-5.1
Vernerey	35-6	491	51-99	.515	0-0	.000	5-28	.179	92-2.6	38	34	37	28	107-3.1
Moore	25-0	194	26-58	.448	0-0	.000	11-22	.500	24-1.0	12	6	2	11	63-2.5
Johnson	34-0	360	27-75	.360	2-9	.222	13-26	.500	97-2.9	11	25	0	21	69-2.0
Frush	15-0	31	1-5	.200	1-5	.200	0-0	0.000	5-0.3	1	2	0	0	3-0.2
Team	—	—	—	—	—	—	—	—	147-3.8	—	20	—	—	—
Duke	36	7200	1011-2228	.454	193-476	.405	468-632	.741	1516-42.1	571	597	187	414	2683-74.5
Opps	36	7200	720-2111	.341	179-623	.287	321-487	.659	1249-34.7	433	731	129	302	1940-53.9

PF-DQ (Duke: 517-10; Opps: 571); Williams (63-0); Liston (49-0); Gray (45-0); Peters (91-5); Jones (89-2); Jackson (39-2); Wells (35-0); Vernerey (54-1); Moore (21-0); Johnson (30-0); Frush (1-0).

**2013-14**

Record: 28-7; ACC: 12-4; Home: 13-4; Away: 10-2; Neutral: 5-1

Player	GP-GS	MP	FG-FGA	Pct	3FG-3FGA	Pct	FT-FTA	Pct	Reb-Avg	Ast	TO	BS	St	Pts-Avg
Liston	35-35	1098	209-398	.525	87-181	.481	98-115	.852	183-5.2	57	81	6	20	603-17.2
Williams	35-35	1066	202-384	.526	0-0	.000	80-142	.563	267-7.6	76	79	108	45	484-13.8
Jones	28-28	859	137-290	.472	40-103	.388	52-66	.788	115-4.1	148	90	4	59	366-13.1
Peters	31-31	966	143-307	.466	18-56	.321	43-63	.683	236-7.6	54	82	6	39	347-11.2
Gray	17-17	471	68-135	.504	10-30	.333	38-51	.745	71-4.2	122	55	4	80	184-10.8
Jackson	35-18	865	117-229	.511	9-25	.360	60-109	.550	128-3.7	49	63	6	53	303-8.7
Chidom	35-1	502	76-126	.603	0-0	.000	49-84	.583	139-4.0	13	50	29	20	201-5.7
Wells	19-0	210	24-59	.407	11-26	.423	12-18	.667	22-1.2	33	15	0	23	71-3.7
Johnson	31-5	462	45-91	.495	6-16	.375	32-49	.653	84-2.7	22	39	1	17	128-4.1
Cooper	31-0	247	28-61	.45	0-2	.000	9-21	.429	61-2.0	8	19	30	5	65-2.1
Henson	27-5	252	17-53	.321	5-16	.313	6-10	.600	47-1.7	4	18	16	12	45-1.7
Frush	10-0	27	1-5	.200	1-5	.200	0-0	0.000	1-0.1	2	2	0	0	3-0.3
Team	—	—	—	—	—	—	—	—	135-3.9	—	12	—	—	—
Duke	35	7025	1067-2138	.499	187-460	.407	479-728	.658	1489-42.5	588	605	210	343	2800-80.0
Opps	35	7025	807-2194	.368	244-444	.314	370-526	.703	1176-33.6	464	599	91	266	2228-63.7

PF-DQ (Duke: 564-5; Opps: 641); Liston (58-0); Williams (77-4); Jones (61-0); Peters (61-0); Gray (33-0); Jackson (64-1); Chidom (59-0); Johnson (39-0); Wells (12-0); McCravy-Cooper (61-0); Henson (37-0); Frush (2-0).

**Duke's 100-Point Games**

- 128 - 12-6-02 vs. Howard (53)
- 123 - 11-14-13 vs. USC Upstate (40)
- 120 - 3-18-95 at Alabama (121), (4 OT)\*
- 119 - 12-30-05 at San Diego (52)
- 11-29-03 vs. Stephen F. Austin (53)
- 117 - 12-28-10 vs. N.C. Central (28)
- 2-9-94 vs. Western Carolina (44)
- 116 - 11-26-93 vs. Morgan State (63)
- 114 - 11-30-94 vs. UNC Asheville (57)
- 12-8-92 vs. East Tennessee State (74)
- 113 - 1-7-99 vs. Georgia Tech (46)
- 112 - 12-12-98 vs. Temple (34)
- 111 - 1-16-14 vs. Pittsburg (67)
- 110 - 12-19-05 vs. Ball State (24)
- 11-25-05 vs. Arkansas State (56)
- 11-22-05 vs. Fairfield (44)
- 1-5-94 at East Carolina (69)
- 109 - 2-8-92 vs. Loyola (59)
- 11-20-84 vs. North Carolina Central (53)
- 108 - 1-21-03 vs. Elon College (26)
- 11-22-02 vs. East Carolina (46)
- 11-24-95 vs. Pepperdine (70)
- 107 - 12-20-11 vs. UNC Wilmington (45)
- 3-5-05 vs. Wake Forest (50)&
- 11-24-01 vs. Davidson (58)
- 12-6-01 vs. Virginia (73)
- 106 - 12-16-02 vs. Charleston Southern (38)
- 12-18-02 vs. Florida International (58)
- 105 - 12-28-05 vs. St. John's (57)
- 2-8-07 vs. Clemson (53)
- 12-20-03 at Northwestern State (53)
- 104 - 11-13-09 at Houston Baptist (35)
- 12-3-94 vs. Wisconsin-Milwaukee (34)
- 12-4-93 vs. American (71)
- 11-23-91 at East Tennessee State (71)
- 103 - 3-21-04 vs. Northwestern State (51)\*
- 12-11-93 vs. McNeese State (50)
- 11-23-84 vs. Furman (66)
- 11-26-83 vs. North Carolina Central (60)
- 102 - 11-11-06 vs. Northeastern (49)
- 2-27-04 vs. Clemson (45)
- 11-16-01 vs. Elon College (52)
- 1-24-02 vs. North Carolina (82)
- 1-27-02 vs. Florida State (80)
- 101 - 1-4-05 vs. Holy Cross (42)
- 1-23-03 vs. Maryland (52)
- 1-27-00 vs. North Carolina (58)
- 12-2-99 vs. Elon College (44)
- 1-1-95 vs. Manhattan (71)
- 12-21-94 vs. Charleston Southern (57)
- 12-8-79 vs. UNC Asheville (53)
- 100 - 11-8-12 vs. Iona (31)
- 1-2-06 vs. Wake Forest (54)
- 2-27-98 vs. Georgia Tech (56)&
- 12-4-94 vs. Indiana State (66)
- 12-11-91 vs. UNC Asheville (42)
- 12-2-88 vs. Cleveland State (60)
- 12-28-85 vs. Cheney (56)

\* NCAA Tournament & ACC Tournament

## All-Time Results

Year-by-Year Results .....	154-161
Duke Year-by-Year .....	162
Duke Versus Ranked Opponents .....	163-164
All-Time Series Results .....	165-174
Duke Versus the Conferences .....	175
Games by Date .....	176-185
Games by Location .....	186-191

1975-76

Coach: Emma Jean Howard

Record: 0-14

Dec. 3	St. Augustine	L	45-65
Dec. 6	Pfeiffer	L	49-77
Dec. 9	at Peace	L	48-81
Jan. 13	at North Carolina	L	53-85
Jan. 15	N.C. Central	L	36-64
Jan. 20	East Carolina	L	31-72
Jan. 22	at Campbell	L	55-73
Jan. 26	N.C. Central	L	43-44
Jan. 29	N.C. State	L	37-67
Jan. 31	at UNC Charlotte	L	47-64
Feb. 3	Campbell	L	69-72
Feb. 7	at Elon College	L	43-82
Feb. 14	Elon College	L	47-50
Feb. 19	at N.C. State	L	35-78

1976-77

Coach: Emma Jean Howard

Record: 2-12

Jan. 19	at Wake Forest	L	52-57
Jan. 21	Elon College	L	47-48
Jan. 25	UNC Charlotte	W	64-60
Jan. 28	Virginia Commonwealth	L	48-49
Feb. 1	#14 N.C. State	L	35-87
Feb. 3	at Campbell	L	63-78
Feb. 5	Shaw	L	59-76
Feb. 8	at Shaw	L	51-89
Feb. 11	at Western Carolina	L	45-77
Feb. 12	at N.C. Central	L	47-52
Feb. 16	N.C. Central	W	58-53
Feb. 19	Campbell	L	48-66
Feb. 21	at Elon College	L	38-74
Feb. 24	vs. Campbell <sup>1</sup>	L	50-61

1 - NCAIAW Tournament (High Point, N.C.)

1977-78

Coach: Debbie Leonard

Record: 1-19, 0-8 ACC (7th)

Dec. 1	UNC Greensboro	L	57-82
Dec. 3	at East Carolina	L	55-80
Dec. 5	Virginia*	L	57-74
Dec. 8	Wake Forest*	L	54-55
Jan. 11	at Clemson*	L	59-118
Jan. 14	#7 Maryland*	L	47-117
Jan. 19	at #2 N.C. State*	L	43-125
Jan. 20	at Virginia Commonwealth	W	65-59
Jan. 24	at North Carolina*	L	68-87
Jan. 26	at UNC Greensboro	L	63-81
Jan. 28	at Appalachian State	L	60-87
Feb. 2	#2 N.C. State*	L	36-86
Feb. 4	at UNC Charlotte	L	62-72
Feb. 6	East Carolina	L	66-70
Feb. 9	vs. #7 Maryland <sup>1</sup>	L	39-103
Feb. 16	Appalachian State	L	68-75
Feb. 18	Western Carolina	L	56-93
Feb. 20	at Davidson	L	61-62
Feb. 24	North Carolina*	L	72-80
Mar. 2	vs. East Carolina <sup>2</sup>	L	47-87

1 - ACC Tournament (Charlottesville, Va.)

2 - NCAIAW Tournament (Greenville, N.C.)

1978-79

Coach: Debbie Leonard

Record: 11-11, 3-6 ACC (5th)

Nov. 28	UNC Wilmington	W	71-61
Nov. 30	at Wake Forest*	W	65-52
Dec. 2	at East Carolina	L	66-81
Dec. 4	Guilford	W	82-48
Dec. 7	North Carolina*	L	65-82
Dec. 12	at Virginia Commonwealth	W	70-57
Jan. 10	Catawba	W	82-33

Jan. 13	Georgia Tech*	W	70-55
Jan. 16	at UNC Greensboro	W	65-51
Jan. 18	at #3 Maryland*	L	55-82
Jan. 20	#7 N.C. State*	L	44-99
Jan. 24	at Virginia*	L	61-68
Jan. 26	Peace	W	90-75
Jan. 29	Wake Forest*	W	77-66
Jan. 31	UNC Greensboro	W	64-52
Feb. 5	Clemson*	L	58-94
Feb. 8	vs. Clemson <sup>1</sup>	L	56-81
Feb. 12	Davidson	W	78-25
Feb. 16	at Appalachian State	L	64-85
Feb. 17	at Western Carolina	L	78-89
Feb. 20	at North Carolina*	L	54-69
Feb. 22	vs. East Carolina <sup>2</sup>	L	46-69

1 - ACC Tournament (Raleigh, N.C.)

2 - NCAIAW Tournament (Boone, N.C.)

1979-80

Coach: Debbie Leonard

Record: 14-13, 5-5 ACC (4th)

Nov. 24	vs. Wake Forest <sup>1</sup>	W	80-70
Nov. 25	at Virginia*	L	58-74
Nov. 29	at #5 N.C. State*	L	55-86
Dec. 1	East Carolina	W	76-75
Dec. 3	at Furman	W	90-56
Dec. 6	at North Carolina*	L	58-91
Dec. 8	UNC Asheville	W	101-53
Dec. 21	vs. St. John's	L	55-79
Dec. 22	at Princeton	W	66-61
Jan. 5	Colorado	L	64-78
Jan. 9	at #18 Clemson*	L	56-111
Jan. 11	Connecticut	L	69-81
Jan. 12	vs. Georgia State	L	57-68
Jan. 16	Wake Forest*	W	71-68
Jan. 18	#15 Maryland*	L	63-82
Jan. 19	Virginia Commonwealth	W	64-58
Jan. 21	at Georgia Tech*	W	72-71
Jan. 23	Virginia*	W	65-63
Jan. 28	Peace	W	83-60
Feb. 2	Appalachian State	W	88-70
Feb. 5	at UNC Wilmington	L	67-68
Feb. 8	vs. North Carolina <sup>2</sup>	L	63-85
Feb. 11	at UNC Greensboro	W	82-74
Feb. 14	North Carolina	W	66-61
Feb. 19	at Guilford	W	82-69
Feb. 22	vs. North Carolina <sup>3</sup>	L	59-83
Feb. 23	vs. East Carolina <sup>3</sup>	L	65-99

1 - ACC Tip-Off Classic (Charlottesville, Va.)

2 - ACC Tournament (College Park, Md.)

3 - NCAIAW Tournament (Raleigh, N.C.)

1980-81

Coach: Debbie Leonard

Record: 11-14, 3-6 ACC (6th)

Nov. 21	at St. Joseph's	L	57-84
Nov. 22	at LaSalle	L	74-91
Nov. 29	George Mason	W	86-50
Dec. 2	UNC Wilmington	W	78-77
Dec. 4	#10 N.C. State*	L	78-96
Dec. 6	Appalachian State	W	90-71
Dec. 8	Wake Forest*	W	98-75
Dec. 10	at Virginia*	L	57-73
Jan. 2	at Cincinnati	L	64-86
Jan. 3	at Dayton	L	78-99
Jan. 5	at Xavier	W	74-46
Jan. 8	Manhattan	W	74-54
Jan. 10	at #17 Maryland*	L	68-85
Jan. 14	at Wake Forest*	W	76-61
Jan. 19	at East Carolina	L	69-79
Jan. 24	at Virginia Tech	L	55-66
Jan. 29	North Carolina*	L	65-77
Jan. 31	UNC Asheville	W	85-54

Feb. 2	#20 Clemson*	L	54-67
Feb. 6	Georgia Tech*	W	74-51
Feb. 7	Furman	W	89-48
Feb. 12	vs. #12 Maryland <sup>1</sup>	L	49-72
Feb. 18	at North Carolina*	L	47-77
Feb. 23	at Appalachian State	W	69-46
Mar. 2	vs. Appalachian State <sup>2</sup>	L (OT)	73-74

1 - ACC Tournament (Clemson, S.C.)

2 - NCAIAW Tournament (Chapel Hill, N.C.)

1981-82

Coach: Debbie Leonard

Record: 14-15, 3-8 ACC (6th)

Nov. 20	George Washington	W	82-45
Nov. 21	Marshall	L	57-58
Nov. 27	Georgia Tech*	W	62-50
Dec. 1	at Wake Forest*	L	60-67
Dec. 3	North Carolina*	L	47-73
Dec. 8	#9 N.C. State*	L	53-70
Dec. 11	Virginia Tech	W	71-58
Jan. 3	#12 Maryland*	L	52-65
Jan. 8	at Stetson	W	79-59
Jan. 9	vs. Georgia Southern	L	58-64
Jan. 12	Wake Forest*	W	75-52
Jan. 15	vs. James Madison <sup>1</sup>	L	75-76
Jan. 16	vs. Campbell <sup>1</sup>	W	83-64
Jan. 19	at North Carolina*	L	59-93
Jan. 23	at Clemson*	L	59-84
Jan. 25	Stetson	W	70-44
Jan. 27	Virginia*	W	80-63
Jan. 30	at Appalachian State	W	75-60
Feb. 5	at North Georgia	W	74-62
Feb. 6	at Georgia Tech*	L	61-64
Feb. 10	at #8 N.C. State*	L	61-81
Feb. 13	at UNC Asheville	W	60-45
Feb. 16	East Carolina	L	57-79
Feb. 19	Appalachian State	W	85-73
Feb. 21	at UNC Wilmington	L	57-59
Feb. 26	at #9 N.C. State <sup>2</sup>	L	55-69
Mar. 9	James Madison <sup>3</sup>	W	63-60
Mar. 12	at East Tennessee St. <sup>4</sup>	W (OT)	74-73
Mar. 13	vs. Vanderbilt <sup>4</sup>	L	57-75

1 - Played in Greenville, N.C.

2 - ACC Tournament (Raleigh, N.C.)

3 - AIAW Region II Tournament (Durham, N.C.)

4 - AIAW Region II Tournament (Johnson City, Tenn.)

1982-83

Coach: Debbie Leonard

Record: 15-10, 6-7 ACC (4th)

Nov. 26	Eastern Kentucky	W	74-57
Dec. 1	at Clemson*	W	72-70
Dec. 4	UNC Charlotte	W	78-46
Dec. 10	vs. Furman	W	88-51
Dec. 11	vs. Baptist	W	86-37
Dec. 30	Virginia*	W	73-63
Jan. 3	at Georgia Tech*	W	55-43
Jan. 6	at Manhattan	L	64-69
Jan. 7	at Wagner	W	87-56
Jan. 11	#20 North Carolina*	L	68-84
Jan. 14	San Diego State	W	82-68
Jan. 18	#3 Maryland*	L	49-72
Jan. 22	Richmond	W	77-65
Jan. 26	at N.C. State*	L	55-71
Jan. 29	Clemson*	W	95-81
Jan. 31	Georgia Tech*	W	80-40
Feb. 2	at Wake Forest*	W	76-58
Feb. 5	at Virginia*	L	63-66
Feb. 13	at #8 Maryland*	L	68-89
Feb. 17	at #20 North Carolina*	L	65-82
Feb. 19	at UNC Charlotte	L	66-73
Feb. 22	#16 N.C. State*	L	81-102
Feb. 25	Appalachian State	W	89-51

ALL-TIME RESULTS

2014-15 WOMEN'S BASKETBALL MEDIA GUIDE

Feb. 28 Western Carolina W 77-67  
 Mar. 4 Clemson<sup>1</sup> L (OT) 92-93  
 1 - ACC Tournament (Fayetteville, N.C.)

**1983-84**

**Coach: Debbie Leonard**

**Record: 13-14, 5-9 ACC (6th)**

Nov. 26 N.C. Central W 103-60  
 Nov. 27 Mars Hill W 90-47  
 Nov. 29 Virginia\* L 58-72  
 Dec. 2 vs. Toledo<sup>1</sup> W 66-59  
 Dec. 3 at Eastern Kentucky<sup>1</sup> L 44-46  
 Dec. 6 #15 Clemson\* L 72-78  
 Dec. 10 at #8 Maryland\* L 54-81  
 Dec. 29 vs. Providence<sup>2</sup> L 64-65  
 Dec. 30 vs. Seton Hall<sup>2</sup> L 67-74  
 Jan. 1 vs. Florida International<sup>2</sup> L 56-83  
 Jan. 7 at Georgia Tech\* W 74-72  
 Jan. 11 at North Carolina\* L 63-72  
 Jan. 14 Pennsylvania W 74-47  
 Jan. 17 at #14 Clemson\* L 73-79  
 Jan. 20 Wake Forest\* W 66-57  
 Jan. 24 #20 N.C. State\* L 62-86  
 Jan. 28 at Richmond W 81-71  
 Feb. 1 at Wake Forest\* L 58-73  
 Feb. 4 at #17 Virginia\* L 55-82  
 Feb. 8 #17 Maryland\* L 63-64  
 Feb. 11 Georgia Tech\* W 69-61  
 Feb. 16 #16 North Carolina\* W 80-67  
 Feb. 18 Campbell W 89-64  
 Feb. 21 at #15 N.C. State\* W (OT) 74-73  
 Feb. 25 UNC Wilmington W 87-69  
 Feb. 27 North Carolina A&T W 78-39  
 Mar. 2 vs. #16 N.C. State<sup>3</sup> L 68-81

1 - Eastern Kentucky Tournament (Richmond, Ky.)  
 2 - Dial Classic (Miami, Fla.)  
 3 - ACC Tournament (Fayetteville, N.C.)

**1984-85**

**Coach: Debbie Leonard**

**Record: 19-8, 7-7 ACC (5th)**

Nov. 20 N.C. Central W 109-53  
 Nov. 23 vs. Furman<sup>1</sup> W 103-66  
 Nov. 24 vs. William & Mary<sup>1</sup> W 86-48  
 Nov. 28 Mars Hill W 93-60  
 Dec. 1 at Radford W 83-64  
 Dec. 5 at Wake Forest\* L 53-64  
 Dec. 8 Maryland\* W 68-58  
 Dec. 20 at Stetson W 67-56  
 Dec. 20 vs. Georgetown<sup>2</sup> W 84-49  
 Dec. 21 vs. Georgia Southern<sup>2</sup> W 71-65  
 Dec. 31 Clemson\* W 84-76  
 Jan. 5 #11-- Virginia\* L 58-75  
 Jan. 8 North Carolina\* W 63-62  
 Jan. 12 at Georgia Tech\* W 65-58  
 Jan. 14 at Clemson\* W 76-70  
 Jan. 19 Wake Forest\* L 55-59  
 Jan. 22 at N.C. State\* L 62-68  
 Jan. 25 Georgia Tech\* W 75-67  
 Jan. 29 Richmond W 73-46  
 Feb. 2 at #15/17 Virginia\* L 66-74  
 Feb. 6 at Maryland\* W 63-60  
 Feb. 12 at North Carolina\* L 68-88  
 Feb. 15 Virginia Commonwealth W 86-62  
 Feb. 19 #15/15 N.C. State\* L 72-73  
 Feb. 23 at UNC Wilmington W 96-86  
 Mar. 1 vs. Clemson<sup>3</sup> W 81-76  
 Mar. 2 vs. #14/14 N.C. State<sup>3</sup> L 57-89

1 - Duke/WFU Doubleheader (Winston-Salem, N.C.)  
 2 - USF Holiday Classic (Tampa, Fla.)  
 3 - ACC Tournament (Fayetteville, N.C.)

**1985-86**

**Coach: Debbie Leonard**

**Record: 21-9, 9-5 ACC (3rd)**

**Women's National Invitational**

Nov. 23 Maryland-Eastern Shore W 85-58  
 Nov. 26 Cheyney W 98-66  
 Nov. 30 at George Mason W 85-66  
 Dec. 1 at Richmond W 99-65  
 Dec. 4 Wake Forest\* W 77-67  
 Dec. 7 at Maryland\* L 60-74  
 Dec. 18 at Rider W 79-36  
 Dec. 19 at Seton Hall W 88-66  
 Dec. 27 vs. Washington<sup>1</sup> L 71-83  
 Dec. 28 vs. Cheyney<sup>1</sup> W 100-56  
 Dec. 30 Indiana State W 94-40  
 Jan. 4 Radford W 86-72  
 Jan. 7 #19/18 North Carolina\* W 79-78  
 Jan. 11 at Georgia Tech\* W 78-69  
 Jan. 13 at Clemson\* W 93-77  
 Jan. 18 at #4/4 Virginia\* L 76-90  
 Jan. 21 N.C. State\* W 70-66  
 Jan. 25 Georgia Tech\* W 77-61  
 Jan. 27 Princeton W 77-35  
 Feb. 1 #3/3 Virginia\* L 67-81  
 Feb. 5 at N.C. State\* L 86-102  
 Feb. 8 Clemson\* W 80-76  
 Feb. 12 at #13/13 North Carolina\* W 86-79  
 Feb. 15 at Wake Forest\* W 76-59  
 Feb. 17 UNC Asheville W 95-41  
 Feb. 22 Maryland\* L 67-72  
 Mar. 1 vs. Wake Forest<sup>2</sup> L 71-72  
 Mar. 20 at West Texas State<sup>3</sup> W 68-67  
 Mar. 21 vs. Northwestern State<sup>3</sup> L 88-89  
 Mar. 22 vs. Notre Dame<sup>3</sup> L 67-74

1 - Texaco-Havoline Christmas Cl. (Villanova, Pa.)  
 2 - ACC Tournament (Fayetteville, N.C.)  
 3 - WNIT (Amarillo, Texas)

**1986-87**

**Coach: Debbie Leonard**

**Record: 19-10, 7-7 ACC (4th)**

**NCAA Tournament - Second Round**

Nov. 28 vs. Florida<sup>1</sup> W 76-74  
 Nov. 29 at DePaul<sup>1</sup> L 72-78  
 Dec. 3 Clemson\* W 78-72  
 Dec. 6 Appalachian State W 84-66  
 Dec. 9 Winthrop W 80-45  
 Dec. 12 at #16/17 Maryland\* L 64-65  
 Dec. 27 at Hofstra W 82-69  
 Dec. 29 at St. John's<sup>2</sup> W 80-63  
 Dec. 30 vs. Kentucky<sup>2</sup> W 68-63  
 Jan. 2 East Carolina W 84-70  
 Jan. 4 Old Dominion W 63-56  
 Jan. 7 at North Carolina\* L 68-76  
 Jan. 10 Brigham Young W 80-60  
 Jan. 14 Wake Forest\* L 72-73  
 Jan. 17 #--/22 Maryland\* W 70-63  
 Jan. 21 #14/14 N.C. State\* L 79-86  
 Jan. 24 at #6/6 Virginia\* L 43-71  
 Jan. 26 Georgia Tech\* W 85-66  
 Jan. 31 at Wake Forest\* W 84-63  
 Feb. 3 at #13/15 N.C. State\* W 76-69  
 Feb. 7 at Georgia Tech\* W 86-72  
 Feb. 9 at Clemson\* L 76-79  
 Feb. 12 Richmond W 68-52  
 Feb. 14 Northern Illinois W 85-68  
 Feb. 21 #7/9 Virginia\* W 77-76  
 Feb. 23 North Carolina\* L 67-83  
 Feb. 28 vs. Maryland<sup>3</sup> L 62-64  
 Mar. 11 Manhattan<sup>4</sup> W 70-55  
 Mar. 14 at #5/6 Rutgers<sup>5</sup> L 64-78

1 - DePaul Tournament (Chicago, Ill.)

2 - Cahill Invitational (Jamaica, N.Y.)  
 3 - ACC Tournament (Fayetteville, N.C.)  
 4 - NCAA First Round (Durham, N.C.)  
 5 - NCAA Second Round (Piscataway, N.J.)

**1987-88**

**Coach: Debbie Leonard**

**Record: 17-11, 5-9 ACC (5th)**

Nov. 27 Wisconsin W 86-66  
 Nov. 30 Howard W 83-71  
 Dec. 5 vs. Southern California<sup>1</sup> W 78-75  
 Dec. 6 at Providence<sup>1</sup> W 87-75  
 Dec. 10 East Tennessee State W 86-48  
 Dec. 12 at East Carolina W 68-49  
 Dec. 21 Harvard W 86-61  
 Dec. 27 at California W 85-57  
 Dec. 29 at San Jose State<sup>2</sup> W 86-47  
 Dec. 30 vs. Purdue<sup>2</sup> W 76-71  
 Jan. 2 Boston University W 73-58  
 Jan. 4 Clemson\* W 68-61  
 Jan. 9 at #15/14 Maryland\* L 73-83  
 Jan. 12 at Wake Forest\* L 57-58  
 Jan. 15 Georgia Tech\* W (OT) 77-71  
 Jan. 19 at N.C. State\* L 85-97  
 Jan. 23 #14/14 Virginia\* L 49-72  
 Jan. 27 North Carolina\* L 65-66  
 Jan. 30 at Georgia Tech\* W 80-71  
 Feb. 1 at Clemson\* L 65-78  
 Feb. 6 Notre Dame L 66-78  
 Feb. 10 at Old Dominion W 83-81  
 Feb. 13 #11/12 Maryland\* W 81-73  
 Feb. 16 Wake Forest\* L 59-62  
 Feb. 20 at North Carolina\* L 64-68  
 Feb. 24 N.C. State\* W 68-66  
 Feb. 27 at #9/10 Virginia\* L 67-79  
 Mar. 5 vs. #--/25 Clemson<sup>3</sup> L 65-81

1 - Lady Friar Classic (Providence, R.I.)  
 2 - Tip-Off Classic (San Jose, Calif.)  
 3 - ACC Tournament (Fayetteville, N.C.)

**1988-89**

**Coach: Debbie Leonard**

**Record: 12-16, 2-12 ACC (7th)**

Nov. 25 vs. Eastern Washington<sup>1</sup> W 79-57  
 Nov. 26 vs. San Diego<sup>1</sup> W 64-56  
 Nov. 30 East Carolina W 93-60  
 Dec. 2 Cleveland State<sup>2</sup> W 100-60  
 Dec. 3 James Madison<sup>2</sup> W 80-79  
 Dec. 5 William & Mary W 65-47  
 Dec. 9 vs. Connecticut<sup>3</sup> W 83-69  
 Dec. 10 at Virginia Commonwealth<sup>3</sup> W 83-76  
 Dec. 20 #6/7 Stanford L 76-91  
 Dec. 29 at Tulane W 80-72  
 Dec. 30 at Southeastern Louisiana W 82-71  
 Jan. 2 at Clemson\* L 55-69  
 Jan. 7 at #13/13 Virginia\* L 66-78  
 Jan. 10 at North Carolina\* L (OT) 92-93  
 Jan. 14 #8/8 Maryland\* L 86-87  
 Jan. 17 #16/14 N.C. State\* L 68-75  
 Jan. 21 #--/24 Old Dominion L 70-77  
 Jan. 24 Wake Forest\* L 69-72  
 Jan. 28 Georgia Tech\* L (OT) 94-97  
 Jan. 31 at Richmond L 70-87  
 Feb. 4 at #6/4 Maryland\* L 64-100  
 Feb. 8 Clemson\* L 50-71  
 Feb. 11 #14/14 Virginia\* L 81-99  
 Feb. 15 North Carolina\* W 74-72  
 Feb. 21 at #15/14 N.C. State\* L 78-92  
 Feb. 25 at Georgia Tech\* W 78-71  
 Feb. 27 at Wake Forest\* L 74-79  
 Mar. 4 vs. #14/14 N.C. State<sup>4</sup> L 50-89

1 - Downeast Auto Classic (Bangor, Maine)



ALL-TIME RESULTS

2014-15 WOMEN'S BASKETBALL MEDIA GUIDE

- 2 - Duke Dial Soap Classic (Durham, N.C.)
- 3 - VCU Classic (Richmond, Va.)
- 4 - ACC Tournament (Fayetteville, N.C.)

- 2 - Duke Dial Soap Classic (Durham, N.C.)
- 3 - Coca Cola Jowers Jamboree (San Marcos, Texas)
- 4 - USF Holiday Classic (Tampa, Fla.)
- 5 - ACC Tournament (Fayetteville, N.C.)

- 1 - Duke Classic (Durham, N.C.)
- 2 - Seattle Times Husky Classic (Seattle, Wash.)
- 3 - ACC Tournament (Rock Hill, S.C.)

1989-90

Coach: Debbie Leonard

Record: 15-13, 4-10 ACC (6th)

Nov. 25	vs. Illinois <sup>1</sup>	L	63-68
Nov. 26	vs. St. John's <sup>1</sup>	W	95-63
Nov. 28	at Appalachian State	W	73-65
Dec. 1	New Hampshire <sup>2</sup>	W	82-47
Dec. 2	Boston College <sup>2</sup>	W	85-64
Dec. 6	Western Carolina	W	77-64
Dec. 9	at William & Mary	W	65-62
Dec. 18	at #23/24 Old Dominion	L	78-92
Dec. 25	at Wagner <sup>3</sup>	W	66-56
Dec. 28	vs. Hofstra <sup>3</sup>	W	86-48
Dec. 31	at Seton Hall	W	72-65
Jan. 3	Radford	W	62-58
Jan. 5	at #12/13 Maryland*	L	60-68
Jan. 10	#8/11 N.C. State*	L	87-103
Jan. 13	Georgia Tech*	W	72-68
Jan. 16	#9/12 Virginia*	W	84-74
Jan. 20	North Carolina*	W	90-88
Jan. 24	at Wake Forest*	L	63-72
Jan. 27	at Georgia Tech*	L	74-78
Jan. 29	at Clemson*	L	49-64
Feb. 3	Wake Forest*	W	66-61
Feb. 7	at #11/11 N.C. State*	L	61-80
Feb. 10	at #12/12 Virginia*	L	62-86
Feb. 14	UNC Charlotte*	W	65-49
Feb. 18	Maryland*	L	58-62
Feb. 21	at North Carolina*	L	56-58
Feb. 26	Clemson*	L	60-65
Mar. 3	vs. Clemson <sup>4</sup>	L	68-77

- 1 - Bowling Green Bank (Bowling Green, Ky.)
- 2 - Duke Dial Soap Classic (Durham, N.C.)
- 3 - Wagner Christmas Tournament (Staten Island, N.Y.)
- 4 - ACC Tournament (Fayetteville, N.C.)

1990-91

Coach: Debbie Leonard

Record: 16-12, 6-8 ACC (5th)

Nov. 24	vs. Louisville <sup>1</sup>	L	66-73
Nov. 25	vs. Georgetown <sup>1</sup>	W	80-68
Nov. 29	East Tennessee State	W	85-55
Dec. 1	Harvard <sup>2</sup>	W	90-76
Dec. 2	#9/9 Purdue <sup>2</sup>	L	58-69
Dec. 7	vs. San Antonio <sup>3</sup>	W	71-68
Dec. 8	at Southwest Texas St. <sup>3</sup>	W	68-57
Dec. 18	Charleston	W	82-54
Dec. 21	vs. South Alabama <sup>4</sup>	W	76-70
Dec. 22	at South Florida <sup>4</sup>	W	78-62
Dec. 28	Xavier	L	73-78
Jan. 2	Wisconsin-Green Bay	W	70-59
Jan. 5	#1/1 Virginia*	L	56-92
Jan. 9	at #3/4 N.C. State*	L	84-96
Jan. 12	Old Dominion	W	70-62
Jan. 15	North Carolina*	W	78-72
Jan. 18	Wake Forest*	W	65-52
Jan. 21	Maryland*	L	63-74
Jan. 26	at Georgia Tech*	W	93-79
Jan. 28	at #20/20 Clemson*	L	49-63
Feb. 1	at Maryland*	W	45-44
Feb. 6	#3/4 N.C. State*	L	63-98
Feb. 9	at #1/1 Virginia*	L	61-86
Feb. 16	at Wake Forest*	L	51-68
Feb. 19	at North Carolina*	W	59-54
Feb. 22	#24/- Clemson*	L	59-67
Feb. 24	Georgia Tech*	W	89-76
Mar. 2	vs. Clemson <sup>5</sup>	L	58-60

- 1 - Felpausch/MSU Holiday Classic (Lansing, Mich.)

1991-92

Coach: Debbie Leonard

Record: 14-15, 4-12 ACC (8th)

Nov. 23	at East Tennessee State	W	104-71
Nov. 27	UNC Wilmington	W	94-37
Nov. 30	vs. Fairfield <sup>1</sup>	W	75-68
Dec. 1	at Harvard <sup>1</sup>	W	86-63
Dec. 6	Yale <sup>2</sup>	W	60-55
Dec. 7	Seton Hall <sup>2</sup>	L	60-67
Dec. 11	UNC Asheville	W	100-42
Dec. 14	UNC Greensboro	W	87-76
Dec. 28	at #12/11 Purdue <sup>3</sup>	L	58-74
Dec. 29	vs. Kent State <sup>3</sup>	W	84-79
Jan. 3	Georgia Tech*	W	80-76
Jan. 7	at #12/11 N.C. State*	W	73-69
Jan. 10	#15/15 Clemson*	L	72-107
Jan. 15	at North Carolina*	L	54-58
Jan. 18	at Wake Forest*	W	73-59
Jan. 21	at Florida State*	L	55-67
Jan. 24	#1/1 Maryland*	L	54-80
Feb. 1	#2/2 Virginia*	L	54-81
Feb. 5	Loyola (MD)	W	109-59
Feb. 8	Florida State*	L	53-61
Feb. 12	#24/24 North Carolina*	L	64-69
Feb. 15	at #2/2 Virginia*	L	48-93
Feb. 18	N.C. State*	L	67-87
Feb. 22	at #4/5 Maryland*	L	69-74
Feb. 26	Wake Forest*	W	69-61
Feb. 29	at #19/18 Clemson*	L	59-63
Mar. 2	at Georgia Tech*	L	53-75
Mar. 6	vs. Wake Forest <sup>4</sup>	W	61-52
Mar. 7	vs. #1/1 Virginia <sup>4</sup>	L	55-81

- 1 - Harvard Invitational (Cambridge, Mass.)
- 2 - Duke Classic (Durham, N.C.)
- 3 - Boilermaker Classic (West Lafayette, Ind.)
- 4 - ACC Tournament (Rock Hill, S.C.)

1992-93

Coach: Gail Goestenkers

Record: 12-15, 3-13 ACC (9th)

Dec. 1	UNC Wilmington	W	88-52
Dec. 4	Northeastern <sup>1</sup>	W	64-53
Dec. 5	Virginia Tech <sup>1</sup>	W	85-63
Dec. 8	East Tennessee State	W	114-74
Dec. 11	at UNC Greensboro	W	80-76
Dec. 20	Appalachian State	W	79-76
Dec. 27	vs. Drake <sup>2</sup>	W	71-58
Dec. 28	at Washington <sup>2</sup>	L	48-72
Jan. 3	Florida State*	L	72-84
Jan. 6	Loyola (MD)	W	61-52
Jan. 9	at #9/9 Virginia*	L	57-76
Jan. 13	at N.C. State*	L	60-77
Jan. 16	#3/9 Maryland*	L	51-82
Jan. 19	at #20/20 North Carolina*	L	54-66
Jan. 23	at Radford	W	59-58
Jan. 25	Wake Forest*	L	60-64
Jan. 29	Georgia Tech*	L (OT)	80-86
Jan. 31	at #21/18 Clemson*	L	63-88
Feb. 5	at #7/9 Maryland*	L	71-90
Feb. 9	N.C. State*	W	82-65
Feb. 13	#14/14 Virginia*	L	61-97
Feb. 15	#--/21 Clemson*	W	67-65
Feb. 19	at Wake Forest*	W	71-59
Feb. 23	#18/18 North Carolina*	L	63-84
Feb. 26	at Georgia Tech*	L	67-72
Feb. 28	at Florida State*	L	67-74
Mar. 5	vs. Wake Forest <sup>3</sup>	L	69-70

1993-94

Coach: Gail Goestenkers

Record: 16-11, 7-9 ACC (5th)

Nov. 26	Morgan State	W	116-63
Nov. 29	at Loyola (MD)	W	76-67
Dec. 4	American <sup>1</sup>	W	104-71
Dec. 5	Miami (Ohio) <sup>1</sup>	W	98-54
Dec. 8	at Appalachian State	W	79-66
Dec. 11	McNeese State	W	103-50
Dec. 20	vs. Detroit Mercy <sup>2</sup>	W	94-82
Dec. 21	at California <sup>2</sup>	L	66-72
Dec. 31	N.C. State*	W	69-66
Jan. 2	at Wake Forest*	W	56-50
Jan. 5	at East Carolina	W	110-69
Jan. 12	at N.C. State*	L	70-71
Jan. 14	Georgia Tech*	W	77-59
Jan. 16	Florida State*	W	66-60
Jan. 19	#7/7 North Carolina*	L	68-79
Jan. 23	at Clemson*	W	74-67
Jan. 25	#12/12 Virginia*	L	66-87
Jan. 28	Clemson*	L	82-90
Feb. 1	Wake Forest*	W	60-51
Feb. 5	at Maryland*	L	50-67
Feb. 9	Western Carolina*	W	117-44
Feb. 12	at #9/9 Virginia*	L	60-73
Feb. 18	Maryland*	W	62-60
Feb. 22	at #5/5 North Carolina*	L	58-70
Feb. 25	at Florida State*	L	73-78
Feb. 27	at Georgia Tech*	L	56-61
Mar. 5	vs. Maryland <sup>3</sup>	L	45-60

- 1 - Duke Classic (Durham, N.C.)
- 2 - Oakland Tribune Classic (Berkeley, Calif.)
- 3 - ACC Tournament (Rock Hill, S.C.)

1994-95

Coach: Gail Goestenkers

Record: 22-9, 10-6 ACC (4th)

NCAA Tournament - Second Round

Nov. 26	vs. Montana <sup>1</sup>	W	89-49
Nov. 27	at Old Dominion <sup>1</sup>	L	59-64
Nov. 30	UNC Asheville	W	114-57
Dec. 3	Wisconsin-Milwaukee <sup>2</sup>	W	104-34
Dec. 4	Indiana State <sup>2</sup>	W	100-66
Dec. 7	Florida State*	W	84-68
Dec. 18	Princeton	W	67-64
Dec. 21	Charleston Southern	W	101-57
Dec. 28	vs. James Madison <sup>3</sup>	W	75-63
Dec. 29	at St. Joseph's <sup>3</sup>	W	67-64
Jan. 1	Manhattan	W	101-71
Jan. 4	N.C. State*	W	91-70
Jan. 8	at Maryland*	W	80-62
Jan. 10	at #9/11 Virginia*	L	62-78
Jan. 16	Wake Forest*	W	76-58
Jan. 18	at Georgia Tech*	W	80-71
Jan. 25	#3/3 North Carolina*	W	74-72
Jan. 28	at Florida State*	W	75-71
Feb. 1	at Clemson*	L	64-78
Feb. 5	at N.C. State*	L	55-71
Feb. 7	Maryland*	W	67-63
Feb. 12	#8/9 Virginia*	L	61-67
Feb. 16	at Wake Forest*	W	78-66
Feb. 18	Georgia Tech*	W	77-68
Feb. 20	Clemson*	L (OT)	82-88
Feb. 25	at #12/12 North Carolina*	L	57-82
Mar. 3	vs. Clemson <sup>4</sup>	W	78-71
Mar. 4	vs. #6 Virginia <sup>4</sup>	W (OT)	83-82
Mar. 5	vs. #12 North Carolina <sup>4</sup>	L	70-95
Mar. 16	vs. Oklahoma State <sup>5</sup>	W	76-64

## ALL-TIME RESULTS

## 2014-15 WOMEN'S BASKETBALL MEDIA GUIDE

Mar. 18 at #13/15 Alabama<sup>5</sup> L (4OT) 120-121  
 1 - Old Dominion Tournament (Norfolk, Va.)  
 2 - Duke Women's Tournament (Durham, N.C.)  
 3 - St. Joseph's Tournament (Philadelphia, Pa.)  
 4 - ACC Tournament (Rock Hill, S.C.)  
 5 - NCAA First & Second Rounds (Tuscaloosa, Ala.)

**1995-96****Coach: Gail Goestenkers****Record: 26-7, 12-4 ACC (2nd)****NCAA Tournament - Second Round**

Nov. 15	Virginia Commonwealth <sup>1</sup>	W	93-51
Nov. 17	at Texas A&M <sup>1</sup>	L	73-83
Nov. 24	vs. Pepperdine <sup>2</sup>	W	108-70
Nov. 25	vs. Mississippi State <sup>2</sup>	W	72-67
Nov. 29	at UNC Asheville	W	95-57
Dec. 2	Delaware <sup>3</sup>	W	95-50
Dec. 4	Michigan State <sup>3</sup>	W	67-52
Dec. 6	Florida State*	W	92-30
Dec. 10	Seton Hall	W	76-66
Dec. 18	at West Virginia	W	84-64
Dec. 20	at Manhattan	W	73-61
Dec. 29	vs. Kentucky <sup>4</sup>	W	73-54
Dec. 30	vs. Syracuse <sup>4</sup>	W	84-40
Jan. 4	at #13/15 N.C. State*	L	73-75
Jan. 8	#8/5 Virginia*	L	60-61
Jan. 11	Maryland*	W	57-53
Jan. 14	at Wake Forest*	W	74-64
Jan. 17	Georgia Tech*	W	78-66
Jan. 24	at #--/24 North Carolina*	W	86-85
Jan. 27	at Florida State*	W	61-47
Jan. 31	#17/18 Clemson*	W	74-63
Feb. 2	#14/17 N.C. State*	L	74-80
Feb. 5	at Maryland*	L	52-63
Feb. 8	Wake Forest*	W	85-66
Feb. 10	at #9/8 Virginia*	W	72-69
Feb. 17	at Georgia Tech*	W	70-55
Feb. 19	at #16/20 Clemson*	W	75-65
Feb. 23	North Carolina*	W	61-58
Mar. 1	vs. Wake Forest <sup>5</sup>	W	67-61
Mar. 2	vs. #19/23 N.C. State <sup>5</sup>	W	79-62
Mar. 3	vs. #22/20 Clemson <sup>5</sup>	L	54-71
Mar. 16	James Madison <sup>6</sup>	W	85-53
Mar. 18	San Francisco <sup>6</sup>	L	60-64

1 - Preseason NIT (Durham, NC &amp; College Station, Texas)

2 - Univ. of New Orleans Tourn. (New Orleans, La.)

3 - Duke Classic (Durham, N.C.)

4 - ACC Big Four Classic (Greensboro, N.C.)

5 - ACC Tournament (Rock Hill, S.C.)

6 - NCAA First &amp; Second Rounds (Durham, N.C.)

**1996-97****Coach: Gail Goestenkers****Record: 19-11, 9-7 ACC (5th)****NCAA Tournament - Second Round**

Nov. 23	UNC Asheville	W	90-52
Nov. 24	at UNC Greensboro	W	98-68
Nov. 27	West Virginia	W	84-70
Nov. 30	Illinois State <sup>1</sup>	W	85-58
Dec. 1	St. Joseph's <sup>1</sup>	W	63-46
Dec. 7	vs. #6/6 Old Dominion <sup>2</sup>	L	77-89
Dec. 8	at Richmond <sup>2</sup>	W	89-60
Dec. 12	Georgia Tech*	W	74-65
Dec. 21	Manhattan	W	85-36
Dec. 28	vs. Rutgers <sup>3</sup>	W	74-36
Dec. 29	vs. George Washington <sup>3</sup>	L	48-54
Jan. 3	Florida State*	W	87-46
Jan. 6	at #13/13 Virginia*	L	55-62
Jan. 9	Wake Forest*	W	82-70
Jan. 12	at Maryland*	L	64-68
Jan. 15	at #15/13 N.C. State*	L	73-86
Jan. 18	#10/10 North Carolina*	L	73-87
Jan. 24	#10/10 Clemson*	W	70-61

Jan. 27	at Georgia Tech*	W	83-58
Feb. 2	at Florida State*	W	77-70
Feb. 6	at Wake Forest*	W	81-58
Feb. 9	Maryland*	W	66-57
Feb. 12	N.C. State*	W (OT)	96-95
Feb. 16	at #22/21 Clemson*	L	69-72
Feb. 19	#11/9 Virginia*	L	56-86
Feb. 21	at #4/5 North Carolina*	L	61-81
Feb. 28	vs. Maryland <sup>4</sup>	W (OT)	60-52
Mar. 1	vs. #5/6 North Carolina <sup>4</sup>	L	55-66
Mar. 14	vs. DePaul <sup>5</sup>	W	70-56
Mar. 16	at #16/19 Illinois <sup>5</sup>	L	67-85

1 - Duke Classic (Durham, N.C.)

2 - Central Fidelity Invitational (Richmond, Va.)

3 - ACC Big Four Classic (Greensboro, N.C.)

4 - ACC Tournament (Charlotte, N.C.)

5 - NCAA First &amp; Second Rounds (Champaign, Ill.)

**1997-98****Coach: Gail Goestenkers****Record: 24-8, 13-3 ACC (1st)****NCAA Tournament - Elite Eight**

Nov. 19	UNC Greensboro	W	78-51
Nov. 22	Notre Dame	W	80-62
Nov. 28	vs. Detroit <sup>1</sup>	W	87-65
Nov. 29	vs. Southern Illinois <sup>1</sup>	W	76-54
Nov. 30	vs. #8/8 Illinois <sup>1</sup>	L	65-77
Dec. 6	Ohio <sup>2</sup>	W	99-59
Dec. 7	Michigan <sup>2</sup>	W	64-63
Dec. 13	at Clemson*	L	61-72
Dec. 20	UCLA	L	83-93
Dec. 22	Maryland*	W	65-48
Dec. 28	vs. Kent State <sup>3</sup>	W	69-57
Dec. 29	at #12/15 Florida <sup>3</sup>	L	63-70
Jan. 2	at Wake Forest*	W	73-60
Jan. 4	Georgia Tech*	W	87-56
Jan. 12	at #8/7 North Carolina*	L	74-83
Jan. 16	Florida State*	W	96-76
Jan. 19	at #8/7 N.C. State*	W	75-61
Jan. 23	#11/10 Virginia*	W	93-66
Jan. 25	#19/22 Clemson*	W	78-59
Jan. 30	at Maryland*	L	53-54
Feb. 2	Wake Forest*	W	79-55
Feb. 5	at Georgia Tech*	W	58-55
Feb. 12	#5/5 North Carolina*	W	83-70
Feb. 15	at Florida State*	W	79-67
Feb. 19	#10/8 N.C. State*	W	65-62
Feb. 22	at #15/14 Virginia*	W (OT)	85-78
Feb. 27	vs. Georgia Tech <sup>4</sup>	W	100-56
Feb. 28	vs. #8/10 North Carolina <sup>4</sup>	L	52-56
Mar. 14	Middle Tennessee State <sup>5</sup>	W	92-67
Mar. 16	Louisville <sup>5</sup>	W	69-53
Mar. 21	vs. #13/12 Florida <sup>6</sup>	W	71-58
Mar. 23	vs. Arkansas <sup>6</sup>	L	72-77

1 - San Juan Shootout (San Juan, Puerto Rico)

2 - Duke Classic (Durham, N.C.)

3 - The State Farm Classic (Gainesville, Fla.)

4 - ACC Tournament (Charlotte, N.C.)

5 - NCAA First &amp; Second Rounds (Durham, N.C.)

6 - NCAA West Regional (Oakland, Calif.)

**1998-99****Coach: Gail Goestenkers****Record: 29-7, 15-1 ACC (1st)****NCAA Tournament - National Finals**

Nov. 13	vs. #3/3 Connecticut <sup>1</sup>	L	74-104
Nov. 14	vs. #19/17 Stanford <sup>1</sup>	W	77-57
Nov. 17	Virginia Tech	L	70-72
Nov. 21	at #11/19 Notre Dame	L	57-84
Nov. 23	at #18/22 Vanderbilt	W	79-71
Nov. 28	Villanova <sup>2</sup>	W	75-47
Nov. 29	Marquette <sup>2</sup>	W	91-60
Dec. 2	Florida State*	W	91-72

Dec. 6	vs. #3/3 Tennessee <sup>3</sup>	L	60-74
Dec. 8	Hampton	W	83-47
Dec. 12	Temple	W	112-34
Dec. 19	UNC Asheville	W	94-27
Dec. 28	at #9/11 UCLA	W	85-80
Jan. 2	at Maryland*	W	90-61
Jan. 4	#22/22 Virginia*	W	84-68
Jan. 7	Georgia Tech*	W	113-46
Jan. 11	at Wake Forest*	W	74-59
Jan. 14	#16/12 Clemson*	W	86-77
Jan. 17	at N.C. State*	W	67-62
Jan. 22	at #7/6 North Carolina*	W	93-71
Jan. 25	at Florida State*	W	92-75
Feb. 1	Maryland*	W	72-54
Feb. 4	at #16/16 Virginia*	W	66-56
Feb. 7	at Georgia Tech*	W	74-73
Feb. 11	Wake Forest*	W	86-48
Feb. 14	at #19/19 Clemson*	L	75-80
Feb. 18	N.C. State*	W	75-67
Feb. 21	#13/12 North Carolina*	W	88-78
Feb. 26	vs. Florida State <sup>4</sup>	W	90-57
Feb. 28	vs. #16 Clemson <sup>4</sup>	L	71-76
Mar. 13	Holy Cross <sup>5</sup>	W	79-51
Mar. 15	St. Joseph's <sup>5</sup>	W	66-60
Mar. 20	vs. #5/5 Old Dominion <sup>6</sup>	W	76-63
Mar. 22	vs. #2/2 Tennessee <sup>6</sup>	W	69-63
Mar. 26	vs. #12/12 Georgia <sup>7</sup>	W	81-69
Mar. 28	vs. #1/1 Purdue <sup>7</sup>	L	45-62

1 - Nike Four in the Fall (San Jose, Calif.)

2 - Duke Classic (Durham, N.C.)

3 - Honda Elite Four Holiday Classic (Orlando, Fla.)

4 - ACC Tournament (Charlotte, N.C.)

5 - NCAA First &amp; Second Rounds (Durham, N.C.)

6 - NCAA EAST Region (Greensboro, N.C.)

7 - NCAA Final Four (San Jose, Calif.)

**1999-2000****Coach: Gail Goestenkers****Record: 28-6, 12-4 ACC (2nd)****ACC Tournament Champion****NCAA Tournament - Sweet 16**

Nov. 15	UNC Greensboro <sup>1</sup>	W	72-47
Nov. 17	#20/21 Boston College <sup>1</sup>	L	70-77
Nov. 24	Vanderbilt	W	68-59
Nov. 27	Florida A&M <sup>2</sup>	W	93-38
Nov. 28	#9/8 Penn State <sup>2</sup>	W	63-49
Dec. 2	Elon College	W	101-44
Dec. 5	Virginia*	W	83-62
Dec. 8	at #24/24 Virginia Tech	W	70-61
Dec. 11	at Seton Hall	W	66-52
Dec. 20	vs. Sacramento State <sup>3</sup>	W	81-45
Dec. 21	vs. Liberty <sup>3</sup>	W	66-45
Dec. 28	George Mason	W	95-56
Dec. 30	Georgetown	W	68-53
Jan. 3	at Maryland*	W	79-61
Jan. 9	at Georgia Tech*	W	64-45
Jan. 13	Wake Forest*	W	82-48
Jan. 16	Clemson*	W	60-51
Jan. 20	at #6/5 N.C. State*	L (OT)	75-80
Jan. 24	at Florida State*	W	59-54
Jan. 27	North Carolina*	W	101-58
Jan. 30	at #24/25 Virginia*	L	49-61
Feb. 3	Maryland*	L	62-63
Feb. 11	Georgia Tech*	W	83-51
Feb. 14	at Wake Forest*	W	69-38
Feb. 17	#7/7 N.C. State*	W	70-64
Feb. 21	at Clemson*	W	59-44
Feb. 24	Florida State*	W	87-52
Feb. 27	at North Carolina*	L	64-73
Mar. 4	vs. Florida State <sup>4</sup>	W	92-65
Mar. 5	vs. Georgia Tech <sup>4</sup>	W	77-56
Mar. 6	vs. North Carolina <sup>4</sup>	W	79-76
Mar. 18	Campbell <sup>5</sup>	W	71-42

**ALL-TIME RESULTS**

**2014-15 WOMEN'S BASKETBALL MEDIA GUIDE**

Mar. 20	Western Kentucky <sup>5</sup>	W	90-70
Mar. 25	vs. #15/12 LSU <sup>6</sup>	L	66-79
<i>1 - Preseason WNIT (Durham, N.C.)</i>			
<i>2 - Duke Classic (Durham, N.C.)</i>			
<i>3 - Sun Splash Shootout (Nassau, The Bahamas)</i>			
<i>4 - ACC Tournament (Greensboro, N.C.)</i>			
<i>5 - NCAA First &amp; Second Rounds (Durham, N.C.)</i>			
<i>6 - NCAA EAST Region (Richmond, Va.)</i>			

**2000-01**

**Coach: Gail Goestenkers**

**Record: 30-4, 13-3 ACC (1st)**

**ACC Tournament Champion**

**NCAA Tournament - Sweet 16**

Nov. 10	vs. UCLA <sup>1</sup>	W	80-52
Nov. 11	vs. #7/8 LSU <sup>1</sup>	W	56-45
Nov. 18	William & Mary	W	81-46
Nov. 20	at #9/8 Penn State	W	88-87
Nov. 22	at #--/24 Boston College	W	67-49
Nov. 25	Duquesne <sup>2</sup>	W	97-66
Nov. 26	Toledo <sup>2</sup>	W	71-41
Nov. 29	UNC Charlotte	W	78-59
Dec. 3	at George Mason	W	88-69
Dec. 9	at Clemson*	L	75-93
Dec. 17	vs. Arkansas State <sup>3</sup>	W	69-45
Dec. 19	vs. Oral Roberts <sup>3</sup>	W	62-51
Dec. 30	#5/6 Iowa State	W	81-63
Jan. 2	Wake Forest*	W	81-56
Jan. 8	at Florida State*	W	73-60
Jan. 11	Georgia Tech*	W	86-83
Jan. 14	at Maryland*	W	75-64
Jan. 18	#22/19 N.C. State*	W	62-59
Jan. 22	at #--/24 Virginia*	W	71-68
Jan. 25	at North Carolina*	W (OT)	92-85
Jan. 28	#15/16 Clemson*	W	92-42
Feb. 1	at Wake Forest*	W	66-58
Feb. 8	Florida State*	L	69-71
Feb. 12	at Georgia Tech*	W	74-54
Feb. 15	Maryland*	W	75-54
Feb. 18	at #24/21 N.C. State*	L	55-69
Feb. 22	Virginia*	W	76-53
Feb. 26	North Carolina*	W	72-67
Mar. 2	vs. Wake Forest <sup>4</sup>	W (OT)	75-68
Mar. 4	vs. Florida State <sup>4</sup>	W	72-56
Mar. 5	vs. #21/20 N.C. State <sup>4</sup>	W	57-45
Mar. 17	vs. UW-Milwaukee <sup>5</sup>	W	96-63
Mar. 19	vs. Arkansas <sup>5</sup>	W	75-54
Mar. 24	vs. #15/15 SW Miss. St. <sup>6</sup>	L	71-81

*1 - Women's Sports Foundation Clas. (Albuquerque, N.M.)*

*2 - Duke Classic (Durham, N.C.)*

*3 - Fun in the Sun Shootout (Cancun, Mexico)*

*4 - ACC Tournament (Greensboro, N.C.)*

*5 - NCAA First & Second Rounds (Durham, N.C.)*

*6 - NCAA Final 16 (Spokane, Wash.)*

**2001-02**

**Coach: Gail Goestenkers**

**Record: 31-4, 16-0 ACC (1st)**

**ACC Tournament Champion**

**NCAA Tournament - Final Four**

Nov. 11	#7/7 Texas Tech <sup>1</sup>	W	85-69
Nov. 16	Elon	W	102-52
Nov. 18	at Toledo	L	65-71
Nov. 24	Davidson <sup>2</sup>	W	107-58
Nov. 25	South Carolina <sup>2</sup>	L (OT)	81-87
Nov. 29	at UNC Charlotte	W	64-39
Dec. 2	vs. #6/5 Louisiana Tech <sup>3</sup>	W	76-64
Dec. 6	at Virginia*	W	107-73
Dec. 8	at Georgetown	W	89-54
Dec. 16	UNC Greensboro	W	90-58
Dec. 20	Liberty	W	95-53
Dec. 27	vs. #2/2 Tennessee <sup>4</sup>	L	68-89
Dec. 30	at Georgia Tech*	W	76-60

Jan. 2	Maryland*	W	90-74
Jan. 6	Wake Forest*	W	91-46
Jan. 10	at Clemson*	W	81-58
Jan. 13	at N.C. State*	W	73-68
Jan. 20	Virginia*	W	86-69
Jan. 24	#21/20 North Carolina*	W	102-82
Jan. 27	at Florida State*	W	102-80
Jan. 31	Georgia Tech*	W	86-50
Feb. 2	at Maryland*	W	66-55
Feb. 7	at Wake Forest*	W	83-60
Feb. 10	Clemson*	W	77-69
Feb. 18	N.C. State*	W	81-54
Feb. 21	Florida State*	W	88-55
Feb. 24	at #19/20 North Carolina*	W	90-75
Mar. 1	vs. Florida State <sup>5</sup>	W	82-66
Mar. 3	vs. Virginia <sup>5</sup>	W	71-67
Mar. 4	vs. #16/19 North Carolina <sup>5</sup>	W	87-80
Mar. 15	vs. Norfolk State <sup>6</sup>	W	95-48
Mar. 17	vs. #--/25 TCU <sup>6</sup>	W	76-66
Mar. 23	vs. #14/14 Texas <sup>7</sup>	W	62-46
Mar. 25	vs. #13/13 South Carolina <sup>7</sup>	W	77-68
Mar. 29	vs. #2/2 Oklahoma <sup>8</sup>	L	71-86

*1 - State Farm Tip-Off Classic (Durham, N.C.)*

*2 - Duke Classic (Durham, N.C.)*

*3 - Disney Honda Elite 4 Classic (Orlando, Fla.)*

*4 - ACC/SEC Challenge (Atlanta, Ga.)*

*5 - ACC Tournament (Greensboro, N.C.)*

*6 - NCAA First & Second Rounds (Durham, N.C.)*

*7 - NCAA Final 16 & 8 (Raleigh, N.C.)*

*8 - NCAA Final Four (San Antonio, Texas)*

**2002-03**

**Coach: Gail Goestenkers**

**Record: 35-2, 16-0 ACC (1st)**

**ACC Tournament Champion**

**NCAA Tournament - Final Four**

Nov. 22	East Carolina	W	108-46
Nov. 24	vs. #2/2 Tennessee <sup>1</sup>	W	76-55
Nov. 28	vs. Hampton <sup>2</sup>	W	71-34
Nov. 29	vs. Old Dominion <sup>2</sup>	W	65-52
Nov. 30	vs. #17/15 Arkansas <sup>2</sup>	W (OT)	74-72
Dec. 6	Howard <sup>3</sup>	W	128-53
Dec. 8	St. Joseph's <sup>3</sup>	W	82-48
Dec. 16	Charleston Southern	W	106-38
Dec. 18	Florida International	W	106-58
Dec. 21	at Tulsa	W	90-36
Dec. 27	vs. Detroit Mercy <sup>4</sup>	W	92-52
Dec. 29	vs. Iowa State <sup>4</sup>	W	88-59
Jan. 6	Clemson*	W	69-53
Jan. 9	at Virginia*	W	60-59
Jan. 13	at Georgia Tech*	W	79-59
Jan. 16	Wake Forest*	W	71-61
Jan. 20	at #8/10 North Carolina*	W (OT)	78-67
Jan. 23	Maryland*	W	101-52
Jan. 26	Florida State*	W	81-63
Jan. 29	at N.C. State*	W	54-44
Feb. 1	#2/2 Connecticut	L	65-77
Feb. 6	at Clemson*	W	61-49
Feb. 10	Virginia*	W	75-48
Feb. 13	Georgia Tech*	W	82-43
Feb. 17	at Wake Forest*	W	83-41
Feb. 20	#6/6 North Carolina*	W	97-63
Feb. 24	at Maryland*	W	97-55
Feb. 27	at Florida State*	W	70-49
Mar. 2	N.C. State*	W	86-60
Mar. 7	vs. Wake Forest <sup>5</sup>	W	64-59
Mar. 9	vs. Georgia Tech <sup>5</sup>	W	76-52
Mar. 10	vs. #11/9 North Carolina <sup>5</sup>	W	77-59
Mar. 23	vs. Georgia State <sup>6</sup>	W	66-48
Mar. 25	vs. Utah <sup>6</sup>	W	65-54
Mar. 29	vs. #19/20 Georgia <sup>7</sup>	W	66-63
Mar. 31	vs. #7/8 Texas Tech <sup>7</sup>	W	57-51
Apr. 6	vs. #4/4 Tennessee <sup>8</sup>	L	56-66

- 1 - Jimmy V Basketball Classic (Raleigh, N.C.)*
- 2 - Paradise Jam (St. Thomas, USVI)*
- 3 - Duke Classic (Durham, N.C.)*
- 4 - South Padre Shootout (South Padre Island, Texas)*
- 5 - ACC Tournament (Greensboro, N.C.)*
- 6 - NCAA First & Second Rounds (Raleigh, N.C.)*
- 7 - NCAA Final 16 & 8 (Albuquerque, N.M.)*
- 8 - NCAA Final Four (Atlanta, Ga.)*

**2003-04**

**Coach: Gail Goestenkers**

**Record: 30-4, 15-1 ACC (1st)**

**ACC Tournament Champion**

**NCAA Tournament - Elite Eight**

Nov. 16	vs. #3/3 Texas <sup>1</sup>	L	77-85
Nov. 21	Elon	W	108-26
Nov. 23	vs. #5/6 Purdue <sup>2</sup>	W	93-63
Nov. 29	Stephen F. Austin <sup>3</sup>	W	119-53
Nov. 30	#25/-- Auburn <sup>3</sup>	W	66-57
Dec. 5	at Wake Forest*	W	88-55
Dec. 14	Tulsa	W	90-36
Dec. 20	at Northwestern State	W	105-53
Dec. 28	vs. Hampton <sup>4</sup>	W	90-59
Dec. 29	at Loyola Marymount <sup>4</sup>	W	81-53
Jan. 3	at #1/1 Connecticut	W	68-67
Jan. 5	Florida State*	W	79-66
Jan. 8	at Georgia Tech*	W	77-45
Jan. 11	#13/13 North Carolina*	W	79-57
Jan. 18	at Virginia*	W	63-52
Jan. 22	Maryland*	W	78-48
Jan. 24	#2/2 Tennessee	L	69-72
Jan. 30	N.C. State*	W	75-56
Feb. 2	at Clemson*	W	78-60
Feb. 4	at Florida State*	L	74-80
Feb. 7	Georgia Tech*	W	81-41
Feb. 12	Wake Forest*	W	80-55
Feb. 14	at #15/14 North Carolina*	W	89-79
Feb. 19	Virginia*	W	87-54
Feb. 22	at Maryland*	W	72-59
Feb. 27	Clemson*	W	102-45
Mar. 1	at N.C. State*	W	90-57
Mar. 6	vs. Wake Forest <sup>5</sup>	W	77-59
Mar. 7	vs. Maryland <sup>5</sup>	W	70-63
Mar. 8	vs. #9/10 North Carolina <sup>5</sup>	W	63-47
Mar. 21	Northwestern State <sup>6</sup>	W	103-51
Mar. 23	Marquette <sup>6</sup>	W	76-67
Mar. 28	vs. #7/5 Louisiana Tech <sup>7</sup>	W	63-49
Mar. 30	vs. #24/20 Minnesota <sup>7</sup>	L	75-82

*1 - State Farm Tip-Off Classic (West Lafayette, Ind.)*

*2 - Jimmy V Women's Basketball Classic (Raleigh, N.C.)*

*3 - Duke Classic (Durham, N.C.)*

*4 - LMU Marina del Rey Marriott (Los Angeles, Calif.)*

*5 - ACC Tournament (Greensboro, N.C.)*

*6 - NCAA First & Second Rounds (Durham, N.C.)*

*7 - NCAA Final 16 & 8 (Norfolk, Va.)*

**2004-05**

**Coach: Gail Goestenkers**

**Record: 31-5, 12-2 ACC (1-1st)**

**NCAA Tournament - Elite Eight**

Nov. 12	Davidson <sup>1</sup>	W	89-69
Nov. 14	South Florida <sup>1</sup>	W	82-50
Nov. 17	at #11/11 Notre Dame <sup>2</sup>	L	65-76
Nov. 19	#23/23 Penn State	W	66-58
Nov. 26	vs. Stephen F. Austin <sup>3</sup>	W	84-29
Nov. 27	vs. #16/16 Kansas State <sup>3</sup>	W	63-51
Dec. 2	at #4/5 Tennessee	W	59-57
Dec. 4	Pacific	W	86-30
Dec. 12	Liberty	W	83-48
Dec. 15	Jacksonville State	W	99-36
Dec. 18	vs. #20/18 Purdue <sup>4</sup>	W	66-48
Dec. 20	at Ball State	W	81-31
Dec. 29	vs. Rhode Island <sup>5</sup>	W	89-63



Dec. 31	at Auburn <sup>5</sup>	W	80-61
Jan. 4	Holy Cross	W	101-42
Jan. 9	#25/25 Virginia Tech*	W	88-67
Jan. 14	at Virginia*	W	87-65
Jan. 17	Georgia Tech*	W	82-59
Jan. 19	at Wake Forest*	W	99-86
Jan. 24	at #12/6 North Carolina*	L	51-56
Jan. 27	#20/22 Maryland*	W	60-57
Jan. 30	at #25/- N.C. State*	W	52-49
Feb. 3	at Miami*	W	72-63
Feb. 6	#24/24 Florida State*	W	75-64
Feb. 13	at #19/21 Maryland*	W	60-49
Feb. 17	Clemson*	W	72-48
Feb. 20	at Georgia Tech*	W	73-55
Feb. 24	Miami*	W	95-61
Feb. 27	#8/4 North Carolina*	L	68-77
Mar. 5	vs. Wake Forest <sup>6</sup>	W	107-50
Mar. 6	vs. #25/- Maryland <sup>6</sup>	W	74-44
Mar. 7	vs. #4/3 North Carolina <sup>6</sup>	L	67-88
Mar. 20	vs. Canisius <sup>7</sup>	W	80-48
Mar. 22	vs. #25/- Boston College <sup>7</sup>	W	70-65
Mar. 26	vs. #20/20 Georgia <sup>8</sup>	W	63-57
Mar. 28	vs. #2/4 LSU <sup>8</sup>	L	49-59

1 - Preseason WNIT (Durham, N.C.)

2 - Preseason WNIT (Notre Dame, Ind.)

3 - Junkanoo Jam (Grand Bahamas Island, Bahamas)

4 - Blockbuster Classic (Indianapolis, Ind.)

5 - Auburn Holiday Classic (Auburn, Ala.)

6 - ACC Tournament (Greensboro, N.C.)

7 - NCAA First & Second Rounds (Chapel Hill, N.C.)

8 - NCAA Final 16 & 8 (Chattanooga, Tenn.)

#### 2005-06

Coach: Gail Goestenkers

Record: 31-4, 12-2 ACC (2nd)

NCAA Tournament - National Finals

Nov. 18	at Penn State	W	93-67
Nov. 20	at Old Dominion	W	93-56
Nov. 22	Fairfield	W	110-44
Nov. 26	Arkansas State <sup>1</sup>	W	110-56
Nov. 27	Auburn <sup>1</sup>	W	69-37
Dec. 4	at #18/16 Texas	W	84-70
Dec. 6	at TCU	W	92-52
Dec. 19	Ball State	W	110-24
Dec. 22	Colorado State	W	99-52
Dec. 28	vs. St. John's <sup>2</sup>	W	105-57
Dec. 30	at San Diego <sup>2</sup>	W	119-52
Jan. 2	Wake Forest*	W	100-54
Jan. 5	Florida State*	W	87-68
Jan. 8	at #6/6 Maryland*	W	86-68
Jan. 11	at Georgia Tech*	W	67-59
Jan. 14	at #22/22 Boston College*	W	66-52
Jan. 16	at Holy Cross	W	84-36
Jan. 19	N.C. State*	W	77-57
Jan. 23	#1/1 Tennessee	W	75-53
Jan. 26	at Clemson*	W	97-65
Jan. 29	#3/2 North Carolina*	L	70-74
Feb. 6	at Virginia Tech*	W	73-62
Feb. 10	Virginia*	W	88-65
Feb. 13	#4/6 Maryland*	W	90-80
Feb. 19	at Miami*	W (2OT)	99-93
Feb. 22	Virginia Tech*	W	93-51
Feb. 25	at #2/2 North Carolina*	L	65-77
Mar. 3	vs. Virginia Tech <sup>3</sup>	W	69-56
Mar. 4	vs. #4/4 Maryland <sup>3</sup>	L	70-78
Mar. 19	vs. Southern <sup>4</sup>	W	96-27
Mar. 21	vs. Southern California <sup>4</sup>	W	85-51
Mar. 26	vs. #16/17 Michigan State <sup>5</sup>	W	86-61
Mar. 28	vs. #8/8 Connecticut <sup>5</sup>	W (OT)	63-61
Apr. 2	vs. #5/5 LSU <sup>6</sup>	W	84-45
Apr. 4	vs. #3/3 Maryland <sup>6</sup>	L (OT)	75-78

1 - Duke Classic (Durham, N.C.)

2 - Surf 'N Slam Classic (San Diego, Calif.)  
3 - ACC Tournament (Greensboro, N.C.)  
4 - NCAA First & Second Rounds (Norfolk, Va.)  
5 - NCAA Final 16 & 8 (Bridgeport, Conn.)  
6 - NCAA Final Four (Boston, Mass.)

#### 2006-07

Coach: Gail Goestenkers

Record: 32-2, 14-0 ACC (1st)

NCAA Tournament - Sweet 16

Nov. 11	Northeastern	W	102-49
Nov. 17	Marist	W	71-50
Nov. 19	Houston	W	81-35
Nov. 21	Penn State	W	70-42
Nov. 25	at Michigan	W	92-47
Nov. 29	Old Dominion	W	89-40
Dec. 4	at #19/17 Rutgers <sup>1</sup>	W	85-45
Dec. 7	#11/11 Vanderbilt	W	69-48
Dec. 10	#22/22 Texas	W	80-52
Dec. 19	vs. #25/21 Bowling Green <sup>2</sup>	W	55-46
Dec. 20	vs. SMU <sup>2</sup>	W	75-45
Dec. 21	vs. #22/22 Pittsburgh <sup>2</sup>	W	72-51
Dec. 29	at Dartmouth <sup>3</sup>	W	77-40
Dec. 30	vs. Boston University <sup>3</sup>	W	72-42
Jan. 3	Miami*	W	72-42
Jan. 7	at Virginia Tech*	W	86-54
Jan. 10	Georgia Tech*	W	83-51
Jan. 13	#1/1 Maryland*	W	81-62
Jan. 18	at N.C. State*	W	65-51
Jan. 22	at #4/4 Tennessee	W	74-70
Jan. 25	at Florida State*	W	73-60
Jan. 29	Virginia Tech*	W	75-65
Feb. 2	at Virginia*	W	76-61
Feb. 5	Clemson*	W	105-53
Feb. 8	at #2/2 North Carolina*	W	64-53
Feb. 11	at Wake Forest*	W	77-45
Feb. 15	Boston College*	W	73-52
Feb. 18	at #6/6 Maryland*	W	69-57
Feb. 25	#4/4 North Carolina*	W	67-62
Mar. 2	vs. Virginia <sup>4</sup>	W	79-58
Mar. 3	vs. #24/25 N.C. State <sup>4</sup>	L	65-70
Mar. 18	vs. Holy Cross <sup>5</sup>	W	81-44
Mar. 20	vs. Temple <sup>5</sup>	W	62-52
Mar. 24	vs. #15/18 Rutgers <sup>6</sup>	L	52-53

1 - Jimmy V Classic (Piscataway, N.J.)

2 - Caribbean Classic (Cancun, Mexico)

3 - Blue Sky Classic (Hanover, N.H.)

4 - ACC Tournament (Greensboro, N.C.)

5 - NCAA First & Second Rounds (Raleigh, N.C.)

6 - NCAA Sweet 16 (Greensboro, N.C.)

#### 2007-08

Coach: Joanne P. McCallie

Record: 25-10, 10-4 ACC (3rd)

NCAA Tournament - Sweet 16

Nov. 11	at Denver	W	57-37
Nov. 15	vs. South Florida <sup>1</sup>	W	89-52
Nov. 18	UNC Greensboro	W	84-39
Nov. 22	vs. #22/20 Purdue <sup>2</sup>	W	53-41
Nov. 23	vs. Temple <sup>2</sup>	W	64-53
Nov. 25	vs. #2/2 Connecticut <sup>2</sup>	L	48-74
Nov. 28	at #23/18 Vanderbilt	L	55-68
Dec. 2	at Penn State	L	84-86
Dec. 6	#4/3 Rutgers	W	49-44
Dec. 8	vs. Pittsburgh <sup>3</sup>	W	51-49
Dec. 18	Utah Valley	W	95-61
Dec. 21	Bucknell	W	92-49
Dec. 28	at Houston	W	84-68
Jan. 3	N.C. Central	W	82-29
Jan. 5	at Miami*	W	84-72
Jan. 11	Florida State*	W	70-38
Jan. 14	at #4/4 Maryland*	L	70-85

Jan. 20	N.C. State*	W	71-57
Jan. 24	at #23/23 Georgia Tech*	W	73-47
Jan. 28	#2/2 Tennessee	L	64-67
Feb. 1	Virginia Tech*	W	85-50
Feb. 4	#3/3 North Carolina*	L	76-93
Feb. 7	at Boston College*	W	51-41
Feb. 10	Wake Forest*	W	71-36
Feb. 13	at Clemson*	W	83-54
Feb. 17	#4/5 Maryland*	L	69-76
Feb. 22	at Virginia Tech*	W	72-60
Feb. 24	Virginia*	W	78-70
Mar. 2	at #2/2 North Carolina*	L	51-82
Mar. 7	vs. Florida State <sup>4</sup>	W	81-67
Mar. 8	vs. #5/4 Maryland <sup>4</sup>	W	74-63
Mar. 9	vs. #2/2 North Carolina <sup>4</sup>	L	73-86
Mar. 23	vs. Murray State <sup>5</sup>	W	78-57
Mar. 25	vs. Arizona State <sup>5</sup>	W	67-59
Mar. 30	vs. #8/9 Texas A&M <sup>6</sup>	L	63-77

1 - ESPNU Invitational (Tampa, Fla.)

2 - Paradise Jam (St. Thomas, USVI)

3 - Maggie Dixon Classic (New York, N.Y.)

4 - ACC Tournament (Greensboro, N.C.)

5 - NCAA First & Second Rounds (College Park, Md.)

6 - NCAA Regional Semifinal (Oklahoma City, Okla.)

#### 2008-09

Coach: Joanne P. McCallie

Record: 27-6, 11-3 ACC (3rd)

NCAA Tournament - Second Round

Nov. 14	#14/15 Oklahoma St.	W	77-68
Nov. 16	Maine	W	98-31
Nov. 21	vs. Hartford <sup>1</sup>	L	51-53
Nov. 22	vs. Southern <sup>1</sup>	W	93-52
Nov. 28	at Western Kentucky	W	59-56
Dec. 4	Iowa	W	71-47
Dec. 7	Michigan	W	60-45
Dec. 16	#3/4 Stanford	W	56-52
Dec. 19	at Southern California <sup>2</sup>	W (OT)	97-89
Dec. 20	vs. Siena <sup>2</sup>	W	86-41
Dec. 28	Quinnipiac	W	78-50
Dec. 31	at Providence	W	66-49
Jan. 5	Temple	W	87-52
Jan. 9	Miami*	W	73-58
Jan. 12	#12/15 Maryland*	W	68-65
Jan. 16	at Virginia Tech*	W	57-52
Jan. 19	at N.C. State*	W (OT)	61-58
Jan. 25	Georgia Tech*	W	60-34
Jan. 29	at #18/20 Florida State*	L (OT)	75-82
Feb. 2	Boston College*	W	69-58
Feb. 5	at #17/15 Virginia*	W	81-67
Feb. 9	at #8/9 North Carolina*	L	60-75
Feb. 13	Clemson*	W	77-53
Feb. 16	at #13/18 Tennessee	W	62-54
Feb. 19	Virginia Tech*	W	62-46
Feb. 22	at #9/7 Maryland*	L	59-77
Feb. 25	at Wake Forest*	W	83-50
Mar. 1	#9/10 North Carolina*	W (OT)	81-79
Mar. 6	vs. #24/20 Virginia <sup>3</sup>	W	76-53
Mar. 7	vs. #12/13 Florida State <sup>3</sup>	W	75-57
Mar. 8	vs. #4/4 Maryland <sup>3</sup>	L (OT)	89-92
Mar. 22	vs. Austin Peay <sup>4</sup>	W	83-42
Mar. 24	at Michigan State <sup>4</sup>	L	49-63

1 - DePaul Invitational (Chicago, Ill.)

2 - Women of Troy Classic (Los Angeles, Calif.)

3 - ACC Tournament (Greensboro, N.C.)

4 - NCAA First & Second Rounds (East Lansing, Mich.)



ALL-TIME RESULTS

2014-15 WOMEN'S BASKETBALL MEDIA GUIDE

**2009-10**  
**Coach: Joanne P. McCallie**  
**Record: 30-6, 12-2 ACC (1st)**  
**ACC Tournament Champion**  
**NCAA Tournament - Elite Eight**

Nov. 13	at Houston Baptist	W	104-35
Nov. 15	at #-/16 Texas A&M	L	77-95
Nov. 19	Georgia Southern	W	69-42
Nov. 23	UNC Charlotte	W	57-44
Nov. 26	vs. Western Kentucky <sup>1</sup>	W	70-47
Nov. 27	vs. Marquette <sup>1</sup>	W	74-43
Dec. 3	#3/3 Ohio State	W	83-67
Dec. 6	Southern California	W	78-72
Dec. 15	at #2/2 Stanford	L	55-71
Dec. 18	#24/25 James Madison	W	79-65
Dec. 21	at Maine	W	75-34
Dec. 28	N.C. Central	W	117-28
Dec. 31	at Temple	W	70-62
Jan. 3	Providence	W	88-63
Jan. 7	at Clemson*	W	67-41
Jan. 10	Wake Forest*	W	65-51
Jan. 14	at #25/-- Miami*	W	69-62
Jan. 18	#1/1 Connecticut	L	48-81
Jan. 21	Virginia Tech*	W	69-38
Jan. 24	at Maryland*	W	58-57
Jan. 29	#13/14 Florida State*	W	73-43
Feb. 4	at Boston College*	L	57-61
Feb. 8	#18/15 North Carolina*	W	79-51
Feb. 11	N.C. State*	W	70-39
Feb. 14	at Virginia Tech*	W	65-53
Feb. 19	at #19/-- Georgia Tech*	W	64-50
Feb. 21	Maryland*	W	71-59
Feb. 26	#21/18 Virginia*	W	83-65
Feb. 28	at North Carolina*	L	54-64
Mar. 5	vs. Maryland <sup>2</sup>	W	66-64
Mar. 6	vs. Georgia Tech <sup>2</sup>	W	67-55
Mar. 7	vs. N.C. State <sup>2</sup>	W	70-60
Mar. 20	Hampton <sup>3</sup>	W	72-37
Mar. 22	#21/-- LSU <sup>3</sup>	W	60-52
Mar. 27	vs. San Diego State <sup>4</sup>	W	66-58
Mar. 29	vs. #14/18 Baylor <sup>4</sup>	L	48-51

*1 - Caribbean Challenge in Cancun, Mexico*  
*2 - ACC Tournament (Greensboro, N.C.)*  
*3 - NCAA First & Second Rounds (Durham, N.C.)*  
*4 - NCAA Regional (Memphis, Tenn.)*

**2010-11**  
**Coach: Joanne P. McCallie**  
**Record: 32-4, 12-2 ACC (1st)**  
**ACC Tournament Champion**  
**NCAA Tournament - Elite Eight**

Nov. 13	Brigham Young	W	69-54
Nov. 15	Southern California	W	75-50
Nov. 18	at Auburn	W	75-62
Nov. 21	Western Kentucky	W	85-55
Nov. 24	at Pittsburgh	W	93-55
Nov. 27	at Charlotte	W	61-55
Nov. 30	at James Madison	W	75-58
Dec. 2	at Wisconsin	W	59-51
Dec. 6	#7/7 Texas A&M <sup>1</sup>	W	61-58
Dec. 9	Albany	W	83-48
Dec. 12	at Oklahoma State	W	73-45
Dec. 21	#4/4 Xavier	W	46-45
Dec. 30	Temple	W	71-64
Jan. 4	#10/10 Kentucky	W	54-48
Jan. 6	#14/15 Maryland*	W	71-64
Jan. 14	at #21/15 Florida State*	W	87-70
Jan. 16	at Virginia Tech*	W	57-43
Jan. 21	Georgia Tech*	W	69-32
Jan. 23	at N.C. State*	W	65-64
Jan. 26	Clemson*	W	92-37

Jan. 31	at #2/2 Connecticut	L	51-87
Feb. 3	#18/21 Miami*	W	82-58
Feb. 7	at #13/12 North Carolina*	L	60-62
Feb. 11	at Wake Forest*	W	82-39
Feb. 13	Boston College*	W	66-53
Feb. 17	at #16/17 Maryland*	L	47-69
Feb. 20	Virginia Tech*	W	90-40
Feb. 24	at Virginia*	W	71-48
Feb. 27	#13/16 North Carolina*	W	66-58
Mar. 4	vs. Wake Forest <sup>2</sup>	W	79-50
Mar. 5	vs. Georgia Tech <sup>2</sup>	W	74-66
Mar. 6	vs. #19/19 North Carolina <sup>2</sup>	W	81-66
Mar. 19	UT Martin <sup>3</sup>	W	90-45
Mar. 21	#19/17 Marist <sup>3</sup>	W	71-66
Mar. 27	vs. #10/12 DePaul <sup>4</sup>	W	70-63
Mar. 29	vs. #1/1 Connecticut <sup>4</sup>	L	40-75

**2011-12**  
**Coach: Joanne P. McCallie**  
**Record: 27-6, 15-1 ACC (1st)**  
**NCAA Tournament - Elite Eight**

Nov. 11	at Brigham Young	W	61-55
Nov. 18	Auburn	W	73-50
Nov. 20	at Western Kentucky	W	80-54
Nov. 25	vs. Gardner-Webb <sup>1</sup>	W	97-31
Nov. 26	vs. #4/3 Notre Dame <sup>1</sup>	L	54-56
Dec. 1	#13/16 Purdue	W	64-53
Dec. 4	Pittsburgh	W	92-43
Dec. 8	at #10/10 Kentucky	L	65-72
Dec. 11	USC Upstate	W	93-35
Dec. 20	UNC Wilmington	W	107-45
Dec. 30	at Temple	W	65-54
Jan. 2	Virginia*	W	77-66
Jan. 6	at Wake Forest*	W	76-58
Jan. 8	NC State*	W	83-59
Jan. 13	Florida State*	W	73-66
Jan. 15	at Virginia Tech*	W	61-34
Jan. 18	at Georgia Tech*	W	79-62
Jan. 22	#8/7 Maryland*	W	80-72
Jan. 27	at Clemson*	W	81-37
Jan. 30	#3/3 Connecticut	L	45-61
Feb. 2	Wake Forest*	W	75-43
Feb. 6	#22/24 North Carolina*	W	96-56
Feb. 9	at Boston College*	W	71-62
Feb. 12	at Florida State*	W	67-57
Feb. 15	Virginia Tech*	W	67-45
Feb. 19	at #8/7 Maryland*	L	61-63
Feb. 24	#5/5 Miami*	W	74-64
Feb. 26	at North Carolina*	W	69-63
Mar. 2	vs. NC State <sup>2</sup>	L	73-75
Mar. 18	vs. Samford <sup>3</sup>	W	82-47
Mar. 20	vs. Vanderbilt <sup>3</sup>	W	96-80
Mar. 24	vs. #14/21 St. John's <sup>4</sup>	W	74-47
Mar. 26	vs. #2/2 Stanford <sup>4</sup>	L	69-81

*1 - Junkanoo Jam (Freeport, Bahamas)*  
*2 - ACC Tournament (Greensboro, N.C.)*  
*3 - NCAA First & Second Rounds (Nashville, Tenn.)*  
*4 - NCAA Regional (Fresno, Calif.)*

**2012-13**  
**Coach: Joanne P. McCallie**  
**Record: 33-3, 17-1 ACC (1st)**  
**NCAA Tournament - Elite Eight**

Nov. 17	Presbyterian	W	84-45
Nov. 18	Iona	W	100-31
Nov. 23	Valparaiso	W	90-45
Nov. 25	at Xavier	W	82-59
Nov. 28	at Michigan	W	71-54
Dec. 2	#10/11 California	W	77-63
Dec. 6	Georgia Tech*	W	85-52
Dec. 9	vs. #-/25 St. John's <sup>1</sup>	W	60-42
Dec. 21	vs. CSU Bakersfield <sup>2</sup>	W	97-63
Dec. 22	at Southern California <sup>2</sup>	W	75-60
Dec. 30	Monmouth	W	73-32
Jan. 3	at N.C. State*	W	67-57
Jan. 6	at Boston College*	W	90-53
Jan. 10	Clemson*	W	82-45
Jan. 13	at Wake Forest*	W	73-44
Jan. 16	Virginia Tech*	W	58-26
Jan. 21	at #3/2 Connecticut	L	49-79
Jan. 24	at Clemson*	W	60-46
Jan. 27	Boston College*	W	80-56
Jan. 31	Miami*	W	82-43
Feb. 3	at #11/18 North Carolina*	W	84-63
Feb. 8	at Virginia*	W	62-41
Feb. 11	#7/7 Maryland*	W	71-56
Feb. 14	at Virginia Tech*	W	77-33
Feb. 17	Wake Forest*	W	81-70
Feb. 22	#19/20 Florida State*	W	61-50
Feb. 24	at #8/8 Maryland*	W	75-59
Feb. 28	at Miami*	L	65-59
Mar. 3	#15/17 North Carolina*	W	65-58
Mar. 8	vs. N.C. State <sup>3</sup>	W	79-65
Mar. 9	vs. #23/23 Florida State <sup>3</sup>	W	61-50
Mar. 10	vs. #15/17 North Carolina <sup>3</sup>	W	92-73
Mar. 24	Hampton <sup>4</sup>	W	67-51
Mar. 26	Oklahoma State <sup>4</sup>	W	68-59
Mar. 31	vs. #24/25 Nebraska <sup>5</sup>	W	53-45
Apr. 2	vs. #2/2 Notre Dame <sup>5</sup>	L	76-87

*1 - Maggie Dixon Classic (New York, N.Y.)*  
*2 - Women of Troy Basketball Classic (Los Angeles, Calif.)*  
*3 - ACC Tournament (Greensboro, N.C.)*  
*4 - NCAA First & Second Rounds (Durham, N.C.)*  
*5 - NCAA Regional (Norfolk, Va.)*

2013-14

Coach: Joanne P. McCallie

Record: 28-7, 12-4 ACC (2nd)

NCAA Tournament - Second Round

Nov. 10	at #9/9 California	W	70-58
Nov. 14	USC Upstate	W	123-40
Nov. 17	Alabama	W	92-57
Nov. 21	Vanderbilt	W	88-69
Nov. 24	at Marquette	W	78-61
Nov. 28	vs. Xavier <sup>1</sup>	W	81-54
Nov. 29	vs. Central Michigan <sup>1</sup>	W	97-64
Nov. 30	vs. Kansas <sup>1</sup>	W	73-40
Dec. 5	#16/22 Purdue	W	99-78
Dec. 8	at #17/15 Oklahoma	W	94-85
Dec. 17	#1/1 Connecticut <sup>2</sup>	L	61-83
Dec. 19	Albany	W	80-51
Dec. 22	at #5/6 Kentucky	W	69-61
Jan. 2	Old Dominion	W	87-63
Jan. 5	at Georgia Tech*	W	64-47
Jan. 9	at Syracuse*	W	86-53
Jan. 12	Boston College*	W	78-57
Jan. 16	Virginia*	W	90-55
Jan. 19	at Virginia Tech*	W	74--70
Jan. 23	at #24/25 Florida State*	W (OT)	85-77
Jan. 26	Pittsburgh*	W	111-67
Jan. 30	at Miami*	W	76-75
Feb. 2	32/2 Notre Dame*	L	67-88
Feb. 6	at Clemson*	W	78-51
Feb. 10	#17/11 North Carolina*	L	78-89
Feb. 17	#8/9 Maryland*	W	84-63
Feb. 20	#14/16 N.C. State*	W	83-70
Feb. 23	at #2/2 Notre Dame*	L	70-81
Feb. 27	Wake Forest*	W	71-56
Mar. 2	at #14/11 North Carolina*	L	60-64
Mar. 7	vs. Georgia Tech <sup>3</sup>	W	82-52
Mar. 8	vs #13/12 North Carolina <sup>3</sup>	W	66-61
Mar. 9	vs #2/2 Notre Dame <sup>3</sup>	L	53-69
Mar. 22	Winthrop <sup>4</sup>	W	87-45
Mar. 23	#23/21 DePaul <sup>4</sup>	L	65-74

*1 - Paradise Jam (St. Thomas, USVI)**2 - Jimmy V Classic (Durham, N.C.)**3 - ACC Tournament (Greensboro, N.C.)**4 - NCAA First & Second Rounds (Durham, N.C.)*

Year	Coach	Overall	ACC	Home	Road	Neutral	ACC Tournament Finish	AP Poll Final Ranking	USA Today Final Ranking	Postseason Results
1975-76	Emma Jean Howard	0-14	--	0-8	0-6	0-0	--	--	--	--
1976-77	Emma Jean Howard	2-12	--	2-5	0-6	0-1	--	--	--	--
<i>Howard's Totals</i>		<i>2-26</i>	<i>--</i>	<i>2-13</i>	<i>0-12</i>	<i>0-1</i>				
1977-78	Debbie Leonard	1-19	0-8	0-9	1-8	0-2	Quarterfinalist	--	--	--
1978-79	Debbie Leonard	11-11	3-6	8-3	3-6	0-2	Quarterfinalist	--	--	--
1979-80	Debbie Leonard	14-13	5-5	8-3	5-5	1-5	Quarterfinalist	--	--	--
1980-81	Debbie Leonard	11-14	3-6	8-3	3-9	0-2	Quarterfinalist	--	--	--
1981-82	Debbie Leonard	14-15	3-8	8-5	4-7	2-3	Quarterfinalist	--	--	--
1982-83	Debbie Leonard	15-10	6-7	9-3	4-6	2-1	Quarterfinalist	--	--	--
1983-84	Debbie Leonard	13-14	5-9	9-5	3-6	1-3	Quarterfinalist	--	--	--
1984-85	Debbie Leonard	19-8	7-7	8-3	6-4	5-1	Semifinalist	--	--	--
1985-86	Debbie Leonard	21-9	9-5	11-2	9-3	1-4	Quarterfinalist	--	--	WNIT Elite Eight
1986-87	Debbie Leonard	19-10	7-7	12-3	5-6	2-1	Quarterfinalist	--	--	NCAA Second Round
1987-88	Debbie Leonard	17-11	5-9	9-4	6-6	2-1	Quarterfinalist	--	--	--
1988-89	Debbie Leonard	12-16	2-12	5-8	4-7	3-1	Quarterfinalist	--	--	--
1989-90	Debbie Leonard	15-13	4-10	9-3	4-8	2-2	Quarterfinalist	--	--	--
1990-91	Debbie Leonard	16-12	6-8	8-6	5-4	3-2	Quarterfinalist	--	--	--
1991-92	Debbie Leonard	14-15	4-12	7-7	4-7	3-1	Quarterfinalist	--	--	--
<i>Leonard's Totals</i>		<i>212-190</i>	<i>69-119</i>	<i>119-67</i>	<i>66-92</i>	<i>27-31</i>				
1992-93	Gail Goestenkers	12-15	3-13	7-6	4-8	1-1	First Round	--	--	--
1993-94	Gail Goestenkers	16-11	7-9	10-3	5-7	1-1	Quarterfinalist	--	--	--
1994-95	Gail Goestenkers	22-9	10-6	12-2	5-6	5-1	Finalist	20	17	NCAA Second Round
1995-96	Gail Goestenkers	26-7	12-4	11-3	9-3	6-1	Finalist	13	19	NCAA Second Round
1996-97	Gail Goestenkers	19-11	9-7	11-2	5-6	3-3	Semifinalist	--	--	NCAA Second Round
1997-98	Gail Goestenkers	24-8	13-3	14-1	5-4	5-3	Semifinalist	8	7	NCAA Elite Eight
1998-99	Gail Goestenkers	29-7	15-1	15-1	9-2	5-4	Semifinalist	10	2	NCAA Finalist
1999-00	Gail Goestenkers	28-6	12-4	16-2	7-3	5-1	Champion	10	11	NCAA Sweet 16
2000-01	Gail Goestenkers	30-4	13-3	14-1	9-2	7-1	Champion	5	8	NCAA Sweet 16
2001-02	Gail Goestenkers	31-4	16-0	15-1	10-1	6-2	Champion	3	4	NCAA Semifinalist
2002-03	Gail Goestenkers	35-2	16-0	13-1	9-0	13-1	Champion	2	4	NCAA Semifinalist
2003-04	Gail Goestenkers	30-4	15-1	14-1	10-1	6-2	Champion	1	5	NCAA Elite Eight
2004-05	Gail Goestenkers	31-5	12-2	13-1	9-2	9-2	Finalist	7	8	NCAA Elite Eight
2005-06	Gail Goestenkers	31-4	12-2	12-1	12-1	7-2	Semifinalist	4	2	NCAA Finalist
2006-07	Gail Goestenkers	32-2	14-0	14-0	11-0	7-2	Semifinalist	1	6	NCAA Sweet 16
<i>Goestenkers' Totals</i>		<i>396-99</i>	<i>179-55</i>	<i>191-26</i>	<i>119-46</i>	<i>86-27</i>				
2007-08	Joanne P. McCallie	25-10	10-4	10-3	7-4	8-3	Finalist	9	9	NCAA Sweet 16
2008-09	Joanne P. McCallie	27-6	11-3	14-0	8-4	5-2	Finalist	6	14	NCAA Second Round
2009-10	Joanne P. McCallie	30-6	12-2	16-1	8-4	6-1	Champion	6	6	NCAA Elite Eight
2010-11	Joanne P. McCallie	32-4	12-2	17-0	11-3	4-1	Champion	6	7	NCAA Elite Eight
2011-12	Joanne P. McCallie	27-6	15-1	13-1	11-2	3-3	Quarterfinalist	6	7	NCAA Elite Eight
2012-13	Joanne P. McCallie	33-3	17-1	16-0	11-2	6-1	Champion			NCAA Elite Eight
2013-14	Joanne P. McCallie	28-7	12-4	13-4	10-2	5-1	Finalist	9	13	NCAA Second Round
<i>McCallie's Totals</i>		<i>202-42</i>	<i>89-17</i>	<i>99-9</i>	<i>66-21</i>	<i>37-12</i>				
<i>Overall Totals</i>		<i>812-389</i>	<i>397-203</i>	<i>411-115</i>	<i>296-176</i>	<i>176-78</i>				

**Memorable Wins...**

25th win:	February 2, 1980	vs. Appalachian State	88-70	350th win:	January 25, 1999	at Florida State	92-75
50th win:	February 13, 1982	at UNC Asheville	60-45	400th win:	December 17, 2000	vs. Arkansas State	69-45
75th win:	January 28, 1984	at Richmond	81-71	450th win:	March 23, 2002	vs. #14/14 Texas	62-46
100th win:	March 1, 1985	vs. Clemson	81-76	500th win:	January 18, 2004	at Virginia	63-52
150th win:	December 30, 1987	vs. Purdue	76-71	550th win:	November 22, 2005	Fairfield	110-44
200th win:	February 24, 1991	Georgia Tech	89-76	600th win:	January 29, 2007	Virginia Tech	75-65
250th win:	December 28, 1994	James Madison	75-63	650th win:	January 16, 2009	at Virginia Tech	57-52
300th win:	January 3, 1997	Florida State	87-46	700th win:	December 2, 2010	at Wisconsin	59-51
				750th win:	March 20, 2012	at Vanderbilt	96-80
				800th win:	January 12, 2014	vs. Boston College	78-57

2013-14 - 8 Wins, 7 Losses

W, 70-58 #9/9 California, 11-10-13  
 W, 99-78 #16/22 Purdue, 12-5-13  
 W, 94-85 at #17/15 Oklahoma, 12-8-13  
 L, 61-83 #1/1 Connecticut, 12-17-13  
 W, 69-61 at #5/6 Kentucky, 12-22-13  
 W, 85-77 (OT) at #24/25 Florida State, 1-23-14  
 L, 67-88 #2/2 Notre Dame, 2-2-14  
 L, 78-89 #17/11 North Carolina, 2-10-14  
 W, 84-63 #8/9 Maryland, 2-17-14  
 W, 83-70 #14/16 N.C. State, 2-20-14  
 L, 70-81 at #2/2 Notre Dame, 2-23-14  
 L, 60-64 at #14/11 North Carolina, 3-2-14  
 W, 66-61 vs. #13/12 North Carolina, 3-8-14  
 L, 53-69 vs. #2/2 Notre Dame, 3-9-14  
 L, 65-74 #23/21 DePaul, 3-23-14

2012-13 - 10 Wins, 2 Losses

W, 77-63 #10/11 California, 12-2-12  
 W, 60-42 vs. #-/25 St. John's 12-9-12  
 L, 49-79 at #3/2 Connecticut 1-21-13  
 W, 84-63 at #11/18 North Carolina, 2-3-13  
 W, 71-56 #7/7 Maryland, 2-11-13  
 W, 61-50 #19/20 Florida State, 2-22-13  
 W, 75-59 at #8/8 Maryland, 2-24-13  
 W, 65-58 #15/17 North Carolina, 3-3-13  
 W, 72-66 vs. #23/23 Florida State, 3-9-13  
 W, 92-73 vs. #15/17 North Carolina, 3-10-13  
 W, 53-45 vs. #24/25 Nebraska, 3-31-13  
 L, 76-87 vs. #2/2 Notre Dame, 4-2-13

2011-12 - 5 Wins, 5 Losses

L, 54-56 vs. #4/3 Notre Dame, 11-26-11  
 W, 64-53 #13/16 Purdue, 12-1-11  
 L, 65-72 at #10/10 Kentucky, 12-8-11  
 W, 80-72 #8/7 Maryland, 1-22-12  
 L, 45-61 #3/3 Connecticut, 1-30-12  
 W, 96-56 #22/24 North Carolina, 2-6-12  
 L, 61-63 at #8/7 Maryland, 2-19-12  
 W, 74-64 #5/5 Miami, 2-24-12  
 W, 74-47 vs. 14/21 St. John's, 3-24-12  
 L, 69-81 vs. #2/2 Stanford, 3-26-12

2010-11 - 10 Wins, 4 Losses

W, 61-58 #7/7 Texas A&M, 12-6-10  
 W, 46-45 #4/4 Xavier, 12-21-10  
 W, 54-48 #10/10 Kentucky, 1-4-11  
 W, 71-64 #14/15 Maryland, 1-6-11  
 W, 87-70 at #21/15 Florida State, 1-14-11  
 L, 51-87 at #2/2 Connecticut, 1-31-11  
 W, 82-58 #18/21 Miami, 2-3-11  
 L, 60-62 at #13/12 North Carolina, 2-7-11  
 L, 47-69 at #16/17 Maryland, 2-17-11  
 W, 66-58 #13/16 North Carolina, 2-27-11  
 W, 81-66 vs. #19/19 North Carolina, 3-6-11  
 W, 71-66 #19/17 Marist, 3-21-11  
 vs. #10/12 DePaul, 3-27-11  
 L, 40-75 vs. #1/1 Connecticut, 3-29-11

2009-10 - 8 Wins, 4 Losses

L, 77-95 at #-/16 Texas A&M, 11-15-09  
 W, 83-67 #3/3 Ohio State, 12-3-09  
 L, 55-71 at #2/2 Stanford, 12-15-09  
 W, 79-65 #24/25 James Madison, 12-18-09  
 W, 69-62 at #25/-- Miami, 1-14-10  
 L, 48-81 #1/1 Connecticut, 1-18-10  
 W, 73-43 #13/14 Florida State, 73-43  
 W, 79-51 #18/15 North Carolina, 2-8-10  
 W, 64-50 #19/-- Georgia Tech, 2-19-10  
 W, 83-65 #21/18 Virginia, 2-26-10  
 W, 60-52 #21/-- LSU, 3-22-10  
 L, 48-51 vs. #14/18 Baylor, 3-29-10

2008-09 - 8 Wins, 4 Losses

W, 77-68 #14/15 Oklahoma State, 11-14-08  
 W, 56-52 #3/4 Stanford, 12-16-08  
 W, 68-65 #12/15 Maryland, 1-12-09  
 L, 75-82 (OT) at #18/20 Florida State, 1-29-09  
 L, 81-67 at #17/15 Virginia, 2-5-09  
 L, 60-75 at #8/9 North Carolina, 2-9-09

W, 62-54 at #13/18 Tennessee, 2-16-09  
 L, 59-77 at #9/7 Maryland, 2-22-09  
 W, 81-79 (OT) #9/10 North Carolina, 3-1-09  
 W, 76-53 vs. #24/20 Virginia, 3-6-09  
 W, 75-57 vs. #12/13 Florida State, 3-7-09  
 L, 89-92 (OT) vs. #4/4 Maryland, 3-8-09

2007-08 - 4 Wins, 9 Losses

W, 53-41 vs. #22/20 Purdue, 11-22-07  
 L, 48-74 vs. #2/2 Connecticut, 11-25-07  
 L, 55-68 at #23/18 Vanderbilt, 11-28-07  
 W, 49-44 #4/3 Rutgers, 12-6-07  
 L, 70-85 at #4/4 Maryland, 1-14-07  
 W, 73-47 at #23/23 Georgia Tech, 1-24-08  
 L, 64-67 #2/2 Tennessee, 1-28-08  
 L, 76-93 #3/3 North Carolina, 2-4-08  
 L, 69-76 #4/5 Maryland, 2-17-08  
 L, 51-82 at #2/2 North Carolina, 3-2-08  
 W, 74-63 vs. #5/4 Maryland, 3-7-08  
 L, 73-86 vs. #2/2 North Carolina, 3-9-08  
 L, 63-77 vs. #8/9 Texas A&M, 3-30-08

2006-07 - 10 Wins, 2 Losses

W, 85-45 at #19/17 Rutgers, 12-4-06  
 W, 69-48 #11/11 Vanderbilt, 12-7-06  
 W, 80-52 #22/22 Texas, 12-10-06  
 W, 55-46 vs. #25/21 Bowling Green, 12-19-06  
 W, 72-51 vs. #22/22 Pittsburgh, 12-21-06  
 W, 81-62 #1/1 Maryland, 1-13-07  
 W, 74-70 at #4/4 Tennessee, 1-22-07  
 W, 64-53 at #2/2 North Carolina, 2-8-07  
 W, 69-57 at #6/6 Maryland, 2-18-07  
 W, 67-62 #4/4 North Carolina, 2-25-07  
 L, 65-70 vs. #24/25 N.C. State, 3-3-07  
 L, 52-53 vs. #15/18 Rutgers, 3-24-07

2005-06 - 8 Wins, 4 Losses

W, 84-70 at #18/16 Texas, 12-4-05  
 W, 86-68 at #6/6 Maryland, 1-8-06  
 W, 66-52 at #22/22 Boston College, 1-14-06  
 W, 75-53 #1/1 Tennessee, 1-23-06  
 L, 70-74 #3/2 North Carolina, 1-29-06  
 W, 90-80 #4/6 Maryland, 2-13-06  
 L, 65-77 at #2/2 North Carolina, 2-25-06  
 L, 70-78 vs. #4/4 Maryland, 3-4-06  
 W, 86-61 vs. #16/17 Michigan State, 3-26-06  
 W, 63-61 (OT) vs. #8/8 Connecticut, 3-28-06  
 W, 64-45 vs. #5/5 LSU, 4-2-06  
 L, 75-78 vs. #3/3 Maryland, 4-4-06

2004-05 - 12 Wins, 5 Losses

L, 65-76 at #11/11 Notre Dame, 11-17-04  
 W, 66-58 #23/23 Penn State, 11-19-04  
 W, 63-51 vs. #16/16 Kansas State, 11-27-04  
 W, 59-57 at #4/5 Tennessee, 12-2-04  
 W, 66-48 vs. #20/18 Purdue, 12-18-04  
 W, 88-67 #25/25 Virginia Tech, 1-9-05  
 L, 51-56 at #12/6 North Carolina, 1-24-05  
 W, 60-57 #20/22 Maryland, 1-27-05  
 W, 52-49 at #25/-- N.C. State, 1-30-05  
 W, 75-64 #24/24 Florida State, 2-6-05  
 W, 60-49 at #19/21 Maryland, 2-13-05  
 L, 68-77 #8/4 North Carolina, 2-27-05  
 W, 74-44 vs. #25/-- Maryland, 3-6-05  
 L, 67-88 vs. #4/3 North Carolina, 3-7-05  
 W, 70-65 vs. #25/-- Boston College, 3-22-05  
 W, 63-57 vs. #20/20 Georgia, 3-26-05  
 L, 49-59 vs. #2/4 Louisiana State, 3-28-05

2003-04 - 7 Wins, 3 Losses

L, 77-85 vs. #3/3 Texas, 11-16-03  
 W, 93-63 vs. #5/6 Purdue, 11-23-03  
 W, 66-57 #25/-- Auburn, 11-29-03  
 W, 68-67 at #1/1 Connecticut, 1-3-04  
 W, 79-57 #13/13 North Carolina, 1-11-04  
 L, 69-72 #2/2 Tennessee, 1-24-04  
 W, 89-79 at #15/14 North Carolina, 2-14-04  
 W, 63-47 vs. #9/10 North Carolina, 3-8-04  
 W, 63-49 vs. #7/5 Louisiana Tech, 3-28-04  
 L, 75-82 vs. #24/20 Minnesota, 3-30-04

2002-03 - 7 Wins, 2 Losses

W, 76-55 vs. #2/2 Tennessee, 11-24-02  
 W, 74-72 (OT) vs. #17/15 Arkansas, 11-30-02  
 W, 78-67 (OT) at #8/10 North Carolina, 1-20-03  
 L, 67-78 #2/2 Connecticut, 2-1-03  
 W, 97-63 #6/6 North Carolina, 2-20-03  
 W, 77-59 vs. #11/9 North Carolina, 3-10-03  
 W, 66-63 vs. #19/20 Georgia, 3-29-03  
 W, 57-51 vs. #7/8 Texas Tech, 3-31-03  
 L, 56-66 vs. #4/4 Tennessee, 4-6-03

2001-02 - 8 Wins, 2 Losses

W, 85-69 #7/7 Texas Tech, 11-11-01  
 W, 76-64 #6/5 Louisiana Tech, 12-2-01  
 L, 68-89 vs. #2/2 Tennessee, 12-27-01  
 W, 102-82 #21/20 North Carolina, 1-24-02  
 W, 90-75 at #19/20 North Carolina, 2-24-02  
 W, 87-80 vs. #16/19 North Carolina, 3-4-02  
 W, 76-66 #-/25 TCU, 3-17-02  
 W, 62-46 vs. #14/14 Texas, 3-23-02  
 W, 77-68 vs. #13/13 South Carolina, 3-25-02  
 L, 71-86 vs. #2/2 Oklahoma, 3-29-02

2000-01 - 8 Wins, 2 Losses

W, 56-45 vs. #7/8 Louisiana State, 11-11-00  
 W, 88-87 at #9/8 Penn State, 11-20-00  
 W, 67-49 at #NR/24 Boston College, 11-22-00  
 W, 81-63 #5/6 Iowa State, 12-30-00  
 W, 62-59 #22/19 N.C. State, 1-18-01  
 W, 71-68 at #NR/24 Virginia, 1-22-01  
 W, 92-42 #15/16 Clemson, 1-28-01  
 L, 55-69 at #24/21 N.C. State, 2-18-01  
 W, 57-45 vs. #21/20 N.C. State, 3-5-01  
 L, 71-81 vs. #15/15 SWMS, 3-24-01

1999-00 - 3 Wins, 4 Losses

L, 70-77 #20/21 Boston College, 11-17-99  
 W, 63-49 #9/8 Penn State, 11-28-99  
 W, 70-61 at #24/24 Virginia Tech, 12-8-99  
 L, 75-80 (OT) at #6/5 N.C. State, 1-20-00  
 L, 49-61 at #24/25 Virginia, 1-30-00  
 W, 70-64 #7/7 N.C. State, 2-17-00  
 L, 66-79 vs. #15/12 Louisiana State, 3-25-00

1998-99 - 11 Wins, 6 Losses

L, 74-104 vs. #3/3 Connecticut, 11-13-98  
 W, 77-57 vs. #19/17 Stanford, 11-14-98  
 L, 57-84 at #11/19 Notre Dame, 11-21-98  
 W, 79-71 at #18/22 Vanderbilt, 11-23-98  
 L, 60-74 vs. #3/3 Tennessee, 12-6-98  
 W, 85-80 at #9/11 UCLA, 12-28-98  
 W, 84-68 #22/22 Virginia, 1-4-99  
 W, 86-77 #16/12 Clemson, 1-14-99  
 W, 93-71 at #7/6 North Carolina, 1-22-99  
 W, 66-56 at #16/16 Virginia, 2-4-99  
 L, 75-80 at #19/19 Clemson, 2-14-99  
 W, 88-78 #13/12 North Carolina, 2-21-99  
 L, 71-76 vs. #16 Clemson, 2-28-99  
 W, 76-63 vs. #5/5 Old Dominion, 3-20-99  
 W, 69-63 vs. #2/2 Tennessee, 3-22-99  
 W, 81-69 vs. #12/12 Georgia, 3-26-99  
 L, 45-62 vs. #1/1 Purdue, 3-28-99

1997-98 - 7 Wins, 4 Losses

L, 65-77 vs. #8/8 Illinois, 11-30-97  
 L, 63-70 at #12/15 Florida, 12-29-97  
 L, 74-83 at #8/7 North Carolina, 1-12-98  
 W, 75-61 at #8/7 N.C. State, 1-19-98  
 W, 93-66 #11/10 Virginia, 1-23-98  
 W, 78-59 #19/22 Clemson, 1-25-98  
 W, 83-70 #5/5 North Carolina, 2-12-98  
 W, 65-62 #10/8 N.C. State, 2-19-98  
 W, 85-78 (OT) at #15/14 Virginia, 2-22-98  
 L, 52-56 vs. #8/10 North Carolina, 2-28-98  
 W, 71-58 vs. #13/12 Florida, 3-21-98

1996-97 - 1 Win, 9 Losses

L, 77-89 vs. #6 Old Dominion, 12-7-96  
 L, 55-62 at #13/13 Virginia, 1-6-97  
 L, 73-86 at #13/13 N.C. State, 1-15-97



L, 73-87 #10 North Carolina, 1-18-97  
 W, 70-61 #10 Clemson, 1-24-97  
 L, 69-72 at #22/21 Clemson, 2-16-97  
 L, 56-86 #11/9 Virginia, 2-19-97  
 L, 61-81 at #4/5 North Carolina, 2-21-97  
 L, 55-66 vs. #5/6 North Carolina, 3-1-97  
 L, 67-85 at #16/19 Illinois, 3-16-97

**1995-96 - 4 Wins, 4 Losses**

L, 73-75 at #14/17 N.C. State, 1-4-96  
 L, 60-61 #8/5 Virginia, 1-8-96  
 W, 74-63 #17/18 Clemson, 1-31-96  
 L, 74-80 #14/17 N.C. State, 2-2-96  
 W, 72-69 at #9/8 Virginia, 2-10-96  
 W, 75-65 at #16/20 Clemson, 2-19-96  
 W, 79-62 vs. #19/23 N.C. State, 3-2-96  
 L, 54-71 vs. #22/20 Clemson, 3-3-96

**1994-95 - 2 Wins, 5 Losses**

L, 62-78 at #9/11 Virginia, 1-10-95  
 W, 74-72 #3 North Carolina, 1-25-95  
 L, 61-67 #8/9 Virginia, 2-12-95  
 L, 57-82 at #12 North Carolina, 2-25-95  
 W, 83-82 (2OT) vs. #6 Virginia, 3-4-95  
 L, 70-95 vs. #12 North Carolina, 3-5-95  
 L, 120-121 (4OT) at #13/15 Alabama, 3-18-95

**1993-94 - 0 Wins, 4 Losses**

L, 68-79 #7/7 North Carolina, 1-19-94  
 L, 66-87 #12 Virginia, 1-25-94  
 L, 60-73 at #9 Virginia, 2-12-94  
 L, 68-70 at #5/5 North Carolina, 2-22-92

**1992-93 - 1 Win, 7 Losses**

L, 57-76 at #9 Virginia, 1-9-93  
 L, 51-82 #3/9 Maryland, 1-16-93  
 L, 54-66 at #20 North Carolina, 1-19-93  
 L, 63-88 at #18/21 Clemson, 1-31-93  
 L, 71-90 at #7/9 Maryland, 2-5-93  
 L, 61-97 #14 Virginia, 2-13-93  
 W, 67-65 #--/21 Clemson, 2-15-93  
 L, 63-84 #18/18 North Carolina, 2-23-93

**1991-92 - 1 Win, 9 Losses**

L, 58-74 at #12/11 Purdue, 12-28-91  
 W, 73-69 at #12/11 N.C. State, 1-7-92  
 L, 72-107 #15/15 Clemson, 1-10-92  
 L, 54-80 #1/1 Maryland, 1-24-92  
 L, 54-81 #2/2 Virginia, 2-1-92  
 L, 64-69 #24/24 North Carolina, 2-12-92  
 L, 48-93 at #2/2 Virginia, 2-15-92  
 L, 68-74 at #4/5 Maryland, 2-22-92  
 L, 58-63 at #19/18 Clemson, 2-29-92  
 L, 55-81 vs. #1/1 Virginia, 3-7-92

**1990-91 - 0 Wins, 7 Losses**

L, 58-69 #9/9 Purdue, 12-2-90  
 L, 56-92 #1/1 Virginia, 1-5-91  
 L, 84-96 at #3/4 N.C. State, 1-9-91  
 L, 49-63 at #20/20 Clemson, 1-28-91  
 L, 63-98 #3/4 N.C. State, 2-6-91  
 L, 61-86 at #1/1 Virginia, 2-9-91  
 L, 59-67 #24/-- Clemson, 2-22-91

**1989-90 - 1 Win, 5 Losses**

L, 78-92 at #23/24 Old Dominion, 12-18-89  
 L, 60-68 at #12/13 Maryland, 1-5-90  
 L, 87-103 #8/11 N.C. State, 1-10-90  
 W, 84-74 #9/12 Virginia, 1-16-90  
 L, 61-80 at #11/11 N.C. State, 2-7-90  
 L, 62-86 at #12/12 Virginia, 2-10-90

**1988-89 - 0 Wins, 9 Losses**

L, 76-91 #6/7 Stanford, 12-20-88  
 L, 66-78 at #13/13 Virginia, 1-7-89  
 L, 86-87 #8/8 Maryland, 1-14-89  
 L, 68-75 #16/14 N.C. State, 1-17-89  
 L, 70-77 #--/24 Old Dominion, 1-21-89  
 L, 64-100 at #6/4 Maryland, 2-4-89  
 L, 81-99 #14/14 Virginia, 2-11-89

L, 78-92 at #15/14 N.C. State, 2-21-89  
 L, 50-89 vs. #14/14 N.C. State, 3-4-89

**1987-88 - 1 Win, 4 Losses**

L, 73-83 at #15/14 Maryland, 1-9-88  
 L, 49-72 #14/14 Virginia, 1-23-88  
 W, 81-73 #11/12 Maryland, 2-13-88  
 L, 67-69 at #9/10 Virginia, 2-27-88  
 L, 65-81 vs. #--/25 Clemson, 3-5-88

**1986-87 - 3 Wins, 4 Losses**

L, 64-64 at #16/17 Maryland, 12-12-86  
 W, 70-63 #--/22 Maryland, 1-17-87  
 L, 79-86 #14/14 N.C. State, 1-21-87  
 L, 43-71 at #6/6 Virginia, 1-24-87  
 W, 76-69 at #13/15 N.C. State, 2-3-87  
 W, 77-76 #7/9 Virginia, 2-21-87  
 L, 64-78 at #5/6 Rutgers, 3-14-87

**1985-86 - 2 Wins, 2 Losses**

W, 79-78 #19/18 North Carolina, 1-7-86  
 L, 76-90 at #4/4 Virginia, 1-18-86  
 L, 67-81 #3/3 Virginia, 2-1-86  
 W, 86-79 at #13/13 North Carolina, 2-12-86

**1984-85 - 0 Wins, 4 Losses**

L, 58-75 #11/-- Virginia, 1-5-85  
 L, 66-74 at #15/17 Virginia, 2-2-85  
 L, 72-73 #15/15 N.C. State, 2-19-85  
 L, 57-89 vs. #14/14 N.C. State, 3-2-85

**1983-84 - 2 Wins, 7 Losses**

L, 72-78 #15 Clemson, 12-6-83  
 L, 54-81 at #8 Maryland, 12-10-83  
 L, 73-79 at #14 Clemson, 1-17-84  
 L, 62-86 #20 N.C. State, 1-24-84  
 L, 55-82 at #17 Virginia, 2-4-84  
 L, 63-64 #17 Maryland, 2-8-84  
 W, 80-67 #16 North Carolina, 2-16-84  
 W, 74-73 (OT) at #15 N.C. State, 2-21-84  
 L, 68-81 vs. #16 N.C. State, 3-2-84

**1982-83 - 0 Wins, 5 Losses**

L, 68-84 #20 North Carolina, 1-11-83  
 L, 49-72 #3 Maryland, 1-18-83  
 L, 68-89 at #8 Maryland, 2-13-83  
 L, 65-82 at #20 North Carolina, 2-17-83  
 L, 81-102 #16 N.C. State, 2-22-83

**1981-82 - 0 Wins, 4 Losses**

L, 53-70 #9 N.C. State, 12-8-81  
 L, 52-65 #12 Maryland, 1-3-82  
 L, 61-81 at #8 N.C. State, 2-10-82  
 L, 55-69 at #9 N.C. State, 2-26-82

**1980-81 - 0 Wins, 4 Losses**

L, 78-96 #10 N.C. State, 12-4-80  
 L, 68-85 at #17 Maryland, 1-10-81  
 L, 54-67 #20 Clemson, 2-2-81  
 L, 49-72 vs. #12 Maryland, 2-12-81

**1979-80 - 0 Wins, 3 Losses**

L, 55-86 at #5 N.C. State, 11-29-79  
 L, 56-111 at #18 Clemson, 1-9-80  
 L, 63-82 #15 Maryland, 1-18-80

**1978-79 - 0 Wins, 2 Losses**

L, 55-82 at #3 Maryland, 1-18-79  
 L, 44-99 #7 N.C. State, 1-20-79

**1977-78 - 0 Wins, 4 Losses**

L, 47-117 #7 Maryland, 1-14-78  
 L, 43-125 at #2 N.C. State, 1-19-78  
 L, 36-86 #2 N.C. State, 2-2-78  
 L, 39-103 vs. #7 Maryland, 2-9-78

**1976-77 - 0 Wins, 1 Loss**

L, 35-87 #14 N.C. State, 2-1-77

**Totals: 126 Wins, 162 Losses**

(Bold indicates home games)

**First Victory Against Ranked Opponent**

80-67 vs. #16 North Carolina, 2-16-84

**Largest Margin Of Victory Against Ranked Opponent**

30 (92-62) vs. #15 Clemson, 1-28-01

**Largest Margin Of Loss Against Ranked Opponent**

82 (43-125) vs. #12 N.C. State, 1-19-78

**Most Wins Against Ranked Opponents In A Season**

12, 2004-05

**Most Losses In A Season**

9, 1996-97

**Duke Vs. Ranked ACC Opponents**

Overall Record: 88-127

Boston College, 3-1 North Carolina, 27-29

Clemson, 7-14 N.C. State, 10-28

Florida State, 8-1 Virginia, 12-26

Georgia Tech, 2-0 Virginia Tech, 2-0

Maryland, 15-28 Miami, 2-0

**Duke vs. Ranked Opponents Last 11 Years**

113-55

**Most Points Allowed vs Ranked Opponents**

125 vs. #12 N.C. State, 1-19-78

**Most Points Scored vs Ranked Opponents**

102 vs. #21 North Carolina, 1-24-02

**Fewest Points Scored vs Ranked Opponents**

35 vs. #14 N.C. State, 2-1-77

**Fewest Points Allowed vs Ranked Opponents**

42 vs. #15 Clemson, 2-1-01

**The Coach Versus Ranked Opponents**

Emma Jean Howard (1975-77): 0-0

Debbie Leonard (1977-92): 10-74

Gail Goestenkors (1992-2007): 88-56

Joanne P. McCallie (2007-present): 53-35

**Individual Records vs. Ranked Opponents****Most Points In A Game**

36, Katie Meier vs. #13/15 N.C. State, 2-3-87

**Most Rebounds In A Game**

20, Alana Beard vs. #11/9 North Carolina, 3-10-03

**Most Assists In A Game**

12, Katie Meier vs. #8/11 N.C. State, 1-10-90

**Most Blocks In A Game**

8, Alison Bales vs. #8/8 Connecticut, 3-28-06

8, Alison Bales vs. #8/4 North Carolina, 2-27-05

**Most Steals In A Game**

10, Alexis Jones vs. #2/2 Notre Dame, 2-2-14

**ALABAMA.....1-1**

**Home 1-0 • Away 0-1 • Neutral 0-0**  
 Mar. 18, 1995.....A.....#13/15 Alabama 121, #20/22 Duke 120 (4OT)  
 Nov. 17, 2013.....H.....#2/2 Duke 92, Alabama 57

**ALBANY.....2-0**

**Home 2-0 • Away 0-0 • Neutral 0-0**  
 Dec. 9, 2010.....H.....#5/4 Duke 83, Albany 48  
 Dec. 19, 2013.....H.....#2/2 Duke 81, Albany 51

**AMERICAN.....1-0**

**Home 1-0 • Away 0-0 • Neutral 0-0**  
 Dec. 4, 1993.....H.....Duke 104, American 71

**APPALACHIAN STATE.....10-4**

**Home 6-1 • Away 4-2 • Neutral 0-1**  
 Jan. 28, 1978.....A.....Appalachian St. 87, Duke 60  
 Feb. 16, 1978.....H.....Appalachian St. 75, Duke 68  
 Feb. 16, 1979.....A.....Appalachian St. 85, Duke 64  
 Feb. 2, 1980.....H.....Duke 88, Appalachian St. 70  
 Dec. 6, 1980.....H.....Duke 90, Appalachian St. 71  
 Feb. 23, 1981.....A.....Duke 69, Appalachian St. 46  
 Mar. 2, 1981.....N.....Appalachian St. 74, Duke 73 (OT)  
 Jan. 30, 1982.....A.....Duke 75, Appalachian St. 60  
 Feb. 19, 1982.....H.....Duke 85, Appalachian St. 73  
 Feb. 25, 1983.....H.....Duke 89, Appalachian St. 51  
 Dec. 6, 1986.....H.....Duke 84, Appalachian St. 66  
 Nov. 28, 1989.....A.....Duke 73, Appalachian State 65  
 Dec. 20, 1992.....H.....Duke 79, Appalachian State 76  
 Dec. 8, 1993.....A.....Duke 79, Appalachian State 66

**ARIZONA STATE.....1-0**

**Home 0-0 • Away 0-0 • Neutral 1-0**  
 Mar. 25, 2008.....N.....#9/10 Duke 67, Arizona State 59

**ARKANSAS.....2-1**

**Home 1-0 • Away 0-0 • Neutral 1-1**  
 Mar. 23, 1998.....N.....Arkansas 77, #8/9 Duke 72  
 Mar. 19, 2001.....H.....#5/5 Duke 75, Arkansas 54  
 Nov. 30, 2002.....N.....#1/1 Duke 74, #17/15 Arkansas 72 (OT)

**ARKANSAS STATE.....2-0**

**Home 1-0 • Away 0-0 • Neutral 1-0**  
 Dec. 17, 2000.....N.....#7/5 Duke 69, Arkansas State 45  
 Nov. 25, 2005.....H.....#1/2 Duke 110, Arkansas State 56

**AUBURN.....5-0**

**Home 3-0 • Away 2-0 • Neutral 0-0**  
 Nov. 30, 2003.....H.....#4/4 Duke 66, #25/-Auburn 57  
 Dec. 31, 2004.....A.....#2/2 Duke 80, Auburn 61  
 Nov. 27, 2005.....H.....#1/2 Duke 69, Auburn 37  
 Nov. 18, 2010.....A.....#6/6 Duke 75, Auburn 62  
 Nov. 18, 2012.....H.....#8/8 Duke 73, Auburn 5-

**AUSTIN PEAY.....1-0**

**Home 0-0 • Away 0-0 • Neutral 1-0**  
 Mar. 22, 2009.....N.....#6/14 Duke 83, Austin Peay 42

**BALL STATE.....2-0**

**Home 1-0 • Away 1-0 • Neutral 0-0**  
 Dec. 20, 2004.....A.....#3/3 Duke 81, Ball State 31  
 Dec. 19, 2005.....H.....#2/2 Duke 110, Ball State 24

**BAPTIST.....1-0**

**Home 0-0 • Away 0-0 • Neutral 1-0**  
 Dec. 11, 1982.....N.....Duke 86, Baptist 37

**BAYLOR.....0-1**

**Home 0-0 • Away 0-0 • Neutral 0-1**  
 Mar. 29, 2010.....N.....#14/18 Baylor 51, #6/6 Duke 48

**BOSTON COLLEGE.....11-2**

**Home 6-1 • Away 4-1 • Neutral 1-0**  
 Dec. 2, 1989.....H.....Duke 85, Boston College 64  
 Nov. 17, 1999.....H.....#20/21 Boston College 77, #22/22 Duke 70  
 Nov. 22, 2000.....A.....#3/3 Duke 67, #-/24 Boston College 49  
 Mar. 22, 2005.....N.....#7/8 Duke 70, #25/- Boston College 65  
 Jan. 14, 2006.....A.....#2/2 Duke 66, #22/22 Boston College 52  
 Feb. 15, 2007.....H.....#1/1 Duke 73, Boston College 52  
 Feb. 7, 2008.....A.....#11/12 Duke 51, Boston College 41  
 Feb. 2, 2009.....H.....#4/6 Duke 69, Boston College 58  
 Feb. 4, 2010.....A.....Boston College 61, #6/6 Duke 57  
 Feb. 13, 2011.....H.....#5/7 Duke 66, Boston College 53  
 Feb. 9, 2012.....A.....#5/5 Duke 71, Boston College 62  
 Jan. 6, 2013.....A.....#3/4 Duke 90, Boston College 53  
 Jan. 27, 2013.....H.....#4/5 Duke 80, Boston College 56  
 Jan. 12, 2014.....H.....#3/3 Duke 78, Boston College 57

**BOSTON UNIVERSITY.....2-0**

**Home 1-0 • Away 0-0 • Neutral 1-0**  
 Jan. 2, 1988.....H.....#10/9 Duke 73, Boston University 58  
 Dec. 30, 2006.....N.....#3/3 Duke 72, Boston University 42

**BOWLING GREEN.....1-0**

**Home 0-0 • Away 0-0 • Neutral 1-0**  
 Dec. 19, 2006.....N.....#4/4 Duke 55, #25/21 Bowling Green 46

**BRIGHAM YOUNG.....3-0**

**Home 2-0 • Away 1-0 • Neutral 0-0**  
 Jan. 10, 1987.....H.....#\_/25 Duke 80, Brigham Young 60  
 Nov. 13, 2010.....H.....#6/5 Duke 69, Brigham Young 54  
 Nov. 11, 2011.....A.....#8/8 Duke 61, Brigham Young 55

**BUCKNELL.....1-0**

**Home 1-0 • Away 0-0 • Neutral 0-0**  
 Dec. 21, 2007.....H.....#14/15 Duke 92, Bucknell 49

**CALIFORNIA.....3-1**

**Home 1-0 • Away 2-1 • Neutral 0-0**  
 Dec. 27, 1987.....A.....#10/9 Duke 85, California 57  
 Dec. 21, 1993.....A.....California 72, Duke 66  
 Dec. 2, 2012.....H.....#4/4 Duke 77, #10/11 California 63  
 Nov. 10, 2013.....A.....#2/2 Duke 70, #9/9 California 58

**CAMPBELL.....3-5**

**Home 2-2 • Away 0-2 • Neutral 1-1**  
 Jan. 22, 1976.....A.....Campbell 73, Duke 55  
 Feb. 3, 1976.....H.....Campbell 72, Duke 69  
 Feb. 3, 1977.....A.....Campbell 78, Duke 63  
 Feb. 19, 1977.....H.....Campbell 66, Duke 48  
 Feb. 24, 1977.....N.....Campbell 61, Duke 50  
 Jan. 16, 1982.....N.....Duke 83, Campbell 64  
 Feb. 18, 1984.....H.....Duke 89, Campbell 64  
 Mar. 18, 2000.....H.....#7/10 Duke 71, Campbell 42

**CANISIUS.....1-0**

**Home 0-0 • Away 0-0 • Neutral 1-0**  
 Mar. 20, 2005.....N.....#7/8 Duke 80, Canisius 48

**CATAWBA.....1-0**

**Home 1-0 • Away 0-0 • Neutral 0-0**  
 Jan. 10, 1979.....H.....Duke 82, Catawba 33

**CENTRAL MICHIGAN.....1-0**

**Home 0-0 • Away 0-0 • Neutral 1-0**  
 Nov. 29, 2013.....N.....#2/2 Duke 97, Central Michigan 64

**CHARLESTON SOUTHERN.....2-0**

**Home 2-0 • Away 0-0 • Neutral 0-0**  
 Dec. 21, 1994.....H.....Duke 101, Charleston Southern 57  
 Dec. 16, 2002.....H.....#1/1 Duke 106, Charleston Southern 38

**CHARLOTTE.....6-3**

**Home 4-0 • Away 2-3 • Neutral 0-0**  
 Jan. 31, 1976.....A.....UNC Charlotte 64, Duke 47  
 Jan. 25, 1977.....H.....Duke 64, UNC Charlotte 60  
 Feb. 4, 1978.....A.....UNC Charlotte 72, Duke 62  
 Dec. 4, 1982.....H.....Duke 78, UNC Charlotte 46  
 Feb. 19, 1983.....A.....UNC Charlotte 73, Duke 66  
 Feb. 14, 1990.....H.....Duke 65, UNC Charlotte 49  
 Nov. 29, 2000.....H.....#3/3 Duke 78, UNC Charlotte 59  
 Nov. 29, 2001.....A.....#14/12 Duke 64, UNC Charlotte 39  
 Nov. 23, 2009.....H.....#10/5 Duke 57, UNC Charlotte 44  
 Nov. 27, 2010.....A.....#6/6 Duke 61, Charlotte 55

**CHEYNEY.....2-0**

**Home 1-0 • Away 0-0 • Neutral 1-0**  
 Nov. 26, 1985.....H.....Duke 98, Cheyney 66  
 Dec. 28, 1985.....N.....Duke 100, Cheyney 56

**CINCINNATI.....0-1**

**Home 0-0 • Away 0-1 • Neutral 0-0**  
 Jan. 2, 1981.....A.....Cincinnati 86, Duke 64

**CLEMSON.....37-32**

**Home 20-9 • Away 15-16 • Neutral 2-7**  
 Jan. 11, 1978.....A.....Clemson 118, Duke 59  
 Feb. 5, 1979.....H.....Clemson 94, Duke 58  
 Feb. 8, 1979.....N.....Clemson 81, Duke 56  
 Jan. 9, 1980.....A.....#18 Clemson 111, Duke 56  
 Feb. 2, 1981.....H.....#20 Clemson 67, Duke 54  
 Jan. 23, 1982.....A.....Clemson 84, Duke 59  
 Dec. 1, 1982.....A.....Duke 72, Clemson 70  
 Jan. 29, 1983.....H.....Duke 95, Clemson 81  
 Mar. 4, 1983.....N.....Clemson 93, Duke 92 (OT)  
 Dec. 6, 1983.....H.....#15 Clemson 78, Duke 72  
 Jan. 17, 1984.....A.....#14 Clemson 79, Duke 73  
 Dec. 31, 1984.....H.....Duke 84, Clemson 76  
 Jan. 14, 1985.....A.....Duke 76, Clemson 70  
 Mar. 1, 1985.....N.....Duke 81, Clemson 76  
 Jan. 13, 1986.....A.....#20/\_ Duke 93, Clemson 77  
 Feb. 8, 1986.....H.....#17/25 Duke 80, Clemson 76  
 Dec. 3, 1986.....H.....Duke 78, Clemson 72  
 Feb. 9, 1987.....A.....Clemson 79, Duke 76  
 Jan. 4, 1988.....H.....#9/9 Duke 68, Clemson 61  
 Feb. 1, 1988.....A.....Clemson 78, #17/17 Duke 65  
 Mar. 5, 1988.....N.....#-/25 Clemson 81, Duke 65  
 Jan. 2, 1989.....A.....Clemson 69, #20/23 Duke 55  
 Feb. 8, 1989.....H.....Clemson 71, Duke 50  
 Jan. 29, 1990.....A.....Clemson 64, Duke 49  
 Feb. 26, 1990.....H.....Clemson 65, Duke 60  
 Mar. 3, 1990.....N.....Clemson 77, Duke 68  
 Jan. 28, 1991.....A.....#20/20 Clemson 63, Duke 49  
 Feb. 22, 1991.....H.....#24/- Clemson 67, Duke 59  
 Mar. 2, 1991.....N.....Clemson 60, Duke 58  
 Jan. 10, 1992.....H.....#15/15 Clemson 107, Duke 72  
 Feb. 29, 1992.....A.....#19/18 Clemson 63, Duke 59  
 Jan. 31, 1993.....A.....#21/18 Clemson 88, Duke 63  
 Feb. 15, 1993.....H.....Duke 67, #-/21 Clemson 65  
 Jan. 23, 1994.....A.....Duke 74, Clemson 67  
 Jan. 28, 1994.....H.....Clemson 90, Duke 82  
 Feb. 1, 1995.....A.....Clemson 78, #14/21 Duke 64  
 Feb. 20, 1995.....H.....Clemson 88, #22/25 Duke 82 (OT)  
 Mar. 3, 1995.....N.....#22/25 Duke 78, Clemson 71  
 Jan. 31, 1996.....H.....#12/11 Duke 74, #17/18 Clemson 63  
 Feb. 19, 1996.....A.....#12/13 Duke 75, #16/20 Clemson 65  
 Mar. 3, 1996.....N.....#22/20 Clemson 71, #12/12 Duke 54  
 Jan. 24, 1997.....H.....#24/20 Duke 70, #10/10 Clemson 61  
 Feb. 16, 1997.....A.....#22/21 Clemson 72, #18/17 Duke 69  
 Dec. 13, 1997.....A.....Clemson 72, #11/14 Duke 61  
 Jan. 25, 1998.....H.....#24/23 Duke 78, #19/22 Clemson 59  
 Jan. 14, 1999.....H.....#12/16 Duke 86, #16/12 Clemson 77

Feb. 14, 1999..... A.....#19/19 Clemson 80, #7/7 Duke 75  
 Feb. 28, 1999..... N.....#16 Clemson 76, #8/9 Duke 71  
 Jan. 16, 2000..... H.....#11/8 Duke 60, Clemson 51  
 Feb. 21, 2000..... A.....#14/#12 Duke 59, Clemson 44  
 Dec. 9, 2000..... A.....Clemson 93, #3/3 Duke 75  
 Jan. 28, 2001..... H.....#4/4 Duke 92, #15/16 Clemson 42  
 Jan. 10, 2002..... A.....#7/7 Duke 81, Clemson 58  
 Feb. 10, 2002..... H.....#5/5 Duke 77, Clemson 69  
 Jan. 6, 2003..... H.....#1/1 Duke 69, Clemson 53  
 Feb. 6, 2003..... A.....#2/2 Duke 61, Clemson 49  
 Feb. 2, 2004..... A.....#2/2 Duke 78, Clemson 60  
 Feb. 27, 2004..... H.....#3/3 Duke 102, Clemson 45  
 Feb. 17, 2005..... H.....#3/4 Duke 72, Clemson 48  
 Jan. 26, 2006..... A.....#2/1 Duke 97, Clemson 65  
 Feb. 5, 2007..... H.....#1/1 Duke 105, Clemson 53  
 Feb. 13, 2008..... A.....#12/12 Duke 83, Clemson 54  
 Feb. 13, 2009..... H.....#4/10 Duke 77, Clemson 53  
 Jan. 7, 2010..... A.....#9/9 Duke 67, Clemson 41  
 Jan. 26, 2011..... H.....#3/3 Duke 92, Clemson 37  
 Jan. 27, 2012..... A.....#5/5 Duke 81, Clemson 37  
 Jan. 10, 2013..... H.....#4/5 Duke 82, Clemson 45  
 Jan. 24, 2013..... A.....#4/5 Duke 60, Clemson 46  
 Feb. 6, 2014..... A.....#5/5 Duke 78, Clemson 51

**CLEVELAND STATE .....1-0**  
**Home 1-0 • Away 0-0 • Neutral 0-0**  
 Dec. 2, 1988..... H..... Duke 100, Cleveland State 60

**COLLEGE OF CHARLESTON .....1-0**  
**Home 1-0 • Away 0-0 • Neutral 0-0**  
 Dec. 18, 1990..... H..... Duke 82, College of Charleston 54

**COLORADO .....0-1**  
**Home 0-1 • Away 0-0 • Neutral 0-0**  
 Jan. 5, 1980..... H.....#18 Colorado 78, Duke 64

**COLORADO STATE .....1-0**  
**Home 1-0 • Away 0-0 • Neutral 0-0**  
 Dec. 22, 2005..... H.....#2/2 Duke 99, Colorado State 52

**CONNECTICUT .....3-10**  
**Home 0-5 • Away 1-2 • Neutral 2-3**  
 Jan. 11, 1980..... H..... Connecticut 81, Duke 69  
 Dec. 9, 1988..... N..... Duke 83, Connecticut 69  
 Nov. 13, 1998..... A.....#3/3 Connecticut 104, #4/4 Duke 74  
 Feb. 1, 2003..... H.....#2/2 Connecticut 77, #1/1 Duke 65  
 Jan. 3, 2004..... A.....#4/4 Duke 68, #1/1 Connecticut 67  
 Mar. 28, 2006..... N.....#4/4 Duke 63, #8/8 Connecticut 61 (OT)  
 Nov. 25, 2007..... N.....#2/2 Connecticut 74, #9/8 Duke 48  
 Jan. 18, 2010..... H.....#1/1 Connecticut 81, #7/7 Duke 48  
 Jan. 31, 2011..... A.....#2/2 Connecticut 87, #3/3 Duke 51  
 Mar. 29, 2011..... N.....#1/1 Connecticut 75, #6/6 Duke 40  
 Jan. 30, 2012..... H.....#3/3 Connecticut 61, #5/5 Duke 45  
 Jan. 21, 2013..... A.....#3/2 Connecticut 79, #4/4 Duke 49  
 Dec. 17, 2013..... H.....#1/1 Connecticut 83, #2/2 Duke 61

**CSU-BAKERSFIELD .....1-0**  
**Home 0-0 • Away 0-0 • Neutral 1-0**  
 Dec. 21, 2012..... N.....#4/4 Duke 97, CSU-Bakersfield 63

**DARTMOUTH .....1-0**  
**Home 0-0 • Away 1-0 • Neutral 0-0**  
 Dec. 29, 2006..... A.....#3/3 Duke 77, Dartmouth 40

**DAYTON .....0-1**  
**Home 0-0 • Away 0-1 • Neutral 0-0**  
 Jan. 3, 1981..... A..... Dayton 99, Duke 78

**DAVIDSON .....3-1**  
**Home 3-0 • Away 0-1 • Neutral 0-0**  
 Feb. 20, 1978..... A..... Davidson 62, Duke 61  
 Feb. 12, 1979..... H..... Duke 78, Davidson 25  
 Nov. 24, 2001..... H.....#9/7 Duke 107, Davidson 58  
 Nov. 12, 2004..... H.....#6/6 Duke 89, Davidson 69

**DELAWARE .....1-0**  
**Home 1-0 • Away 0-0 • Neutral 0-0**  
 Dec. 2, 1995..... H.....#19/20 Duke 95, Delaware 50

**DENVER .....1-0**  
**Home 0-0 • Away 1-0 • Neutral 0-0**  
 Nov. 11, 2007..... A.....#10/9 Duke 57, Denver 37

**DEPAUL .....2-2**  
**Home 0-1 • Away 0-1 • Neutral 2-0**  
 Nov. 29, 1986..... A..... DePaul 78, #-/22 Duke 72  
 Mar. 14, 1997..... N..... Duke 70, DePaul 56  
 Mar. 27, 2011..... N.....#6/6 Duke 70, #10/12 DePaul 63  
 Mar. 23, 2014..... L.....#23/21 DePaul 74, #7/8 Duke 65

**DETROIT .....2-0**  
**Home 0-0 • Away 0-0 • Neutral 2-0**  
 Dec. 20, 1993..... N..... Duke 94, Detroit 82  
 Dec. 27, 2002..... N..... Duke 92, Detroit 52

**DETROIT MERCY .....2-0**  
**Home 1-0 • Away 0-0 • Neutral 1-0**  
 Nov. 28, 1997..... N.....#1/1 Duke 87, Detroit 65  
 Dec. 27, 2002..... H.....#1/1 Duke 92, Detroit 52

**DRAKE .....1-0**  
**Home 0-0 • Away 0-0 • Neutral 1-0**  
 Dec. 27, 1992..... N..... Duke 71, Drake 58

**DUQUESNE .....1-0**  
**Home 1-0 • Away 0-0 • Neutral 0-0**  
 Nov. 25, 2000..... H.....#3/3 Duke 97, Duquesne 66

**EAST CAROLINA .....6-9**  
**Home 4-3 • Away 2-3 • Neutral 0-3**  
 Jan. 20, 1976..... H..... East Carolina 72, Duke 31  
 Dec. 3, 1977..... A..... East Carolina 80, Duke 55  
 Feb. 6, 1978..... H..... East Carolina 70, Duke 66  
 Mar. 2, 1978..... N..... East Carolina 87, Duke 47  
 Dec. 2, 1978..... A..... East Carolina 81, Duke 66  
 Feb. 22, 1979..... N..... East Carolina 69, Duke 46  
 Dec. 1, 1979..... H..... Duke 76, East Carolina 75  
 Feb. 23, 1980..... N..... East Carolina 99, Duke 65  
 Jan. 19, 1981..... A..... East Carolina 79, Duke 69  
 Feb. 16, 1982..... H..... East Carolina 79, Duke 57  
 Jan. 2, 1987..... H..... Duke 84, East Carolina 70  
 Dec. 12, 1987..... A.....#14/13 Duke 68, East Carolina 49  
 Nov. 30, 1988..... H..... Duke 93, East Carolina 60  
 Jan. 5, 1994..... A..... Duke 110, East Carolina 69  
 Nov. 22, 2002..... H.....#1/1 Duke 108, East Carolina 46

**EAST TENNESSEE STATE .....5-0**  
**Home 3-0 • Away 0-1 • Neutral 1-0**  
 Mar. 12, 1982..... A..... Duke 74, East Tennessee St. 73 (OT)  
 Dec. 10, 1987..... H.....#14/13 Duke 86, East Tennessee State 48  
 Nov. 29, 1990..... H..... Duke 85, East Tennessee State 55  
 Nov. 23, 1991..... A..... Duke 104, East Tennessee State 71  
 Dec. 8, 1992..... H..... Duke 114, East Tennessee State 74

**EASTERN KENTUCKY .....1-1**  
**Home 1-0 • Away 0-1 • Neutral 0-0**  
 Nov. 26, 1982..... H..... Duke 74, Eastern Kentucky 57  
 Dec. 3, 1983..... A..... Eastern Kentucky 46, Duke 44

**EASTERN WASHINGTON .....1-0**  
**Home 0-0 • Away 0-0 • Neutral 1-0**  
 Nov. 25, 1988..... N..... Duke 79, Eastern Washington 57

**ELON COLLEGE .....3-4**  
**Home 3-2 • Away 0-2 • Neutral 0-0**  
 Feb. 7, 1976..... A.....Elon College 82, Duke 43  
 Feb. 14, 1976..... H.....Elon College 50, Duke 47  
 Jan. 21, 1977..... H.....Elon College 48, Duke 47  
 Feb. 21, 1977..... A.....Elon College 74, Duke 38  
 Dec. 2, 1999..... H.....#22/19 Duke 101, Elon College 44  
 Nov. 16, 2001..... H.....#9/7 Duke 102, Elon College 52  
 Nov. 21, 2003..... H.....#4/4 Duke 108, Elon College 26

**FAIRFIELD .....2-0**  
**Home 1-0 • Away 0-0 • Neutral 1-0**  
 Nov. 30, 1991..... N..... Duke 75, Fairfield 68  
 Nov. 22, 2005..... H.....#1/2 Duke 110, Fairfield 44

**FLORIDA .....2-1**  
**Home 0-0 • Away 0-1 • Neutral 2-0**  
 Nov. 28, 1986..... N..... #-/22 Duke 76, Florida 74  
 Dec. 29, 1997..... A.....#12/15 Florida 70, Duke 63  
 Mar. 21, 1998..... N.....#8/9 Duke 71, #13/12 Florida 58

**FLORIDA A&M .....1-0**  
**Home 1-0 • Away 0-0 • Neutral 0-0**  
 Nov. 27, 1999..... H..... #-/25 Duke 93, Florida A&M 38

**FLORIDA INTERNATIONAL .....1-1**  
**Home 1-0 • Away 0-0 • Neutral 0-1**  
 Jan. 1, 1984..... N..... Florida International 83, Duke 56  
 Dec. 18, 2002..... H.....#1/1 Duke 106, Florida International 58

**FLORIDA STATE .....36-8**  
**Home 16-3 • Away 13-5 • Neutral 7-0**  
 Jan. 21, 1992..... A..... Florida State 67, Duke 55  
 Feb. 8, 1992..... H..... Florida State 61, Duke 53  
 Jan. 3, 1993..... H..... Florida State 84, Duke 72  
 Feb. 28, 1993..... A..... Florida State 74, Duke 67  
 Jan. 16, 1994..... H..... Duke 66, Florida State 60  
 Feb. 25, 1994..... A..... Florida State 78, Duke 73  
 Dec. 7, 1994..... H..... Duke 84, Florida State 68  
 Jan. 28, 1995..... A.....#21/-- Duke 75, Florida State 71  
 Dec. 6, 1995..... H.....#17/17 Duke 92, Florida State 30  
 Jan. 27, 1996..... A.....#12/17 Duke 61, Florida State 47  
 Jan. 3, 1997..... A.....#16/17 Duke 87, Florida State 46  
 Feb. 2, 1997..... A.....#22/21 Duke 77, Florida State 70  
 Jan. 16, 1998..... H.....#25/20 Duke 96, Florida State 76  
 Feb. 15, 1998..... A.....#13/14 Duke 79, Florida State 67  
 Dec. 2, 1998..... H.....#16/16 Duke 91, Florida State 72  
 Jan. 25, 1999..... A.....#9/13 Duke 92, Florida State 75  
 Feb. 26, 1999..... N.....#8/9 Duke 90, Florida State 57  
 Jan. 24, 2000..... A.....#9/8 Duke 59, Florida State 54  
 Feb. 24, 2000..... H.....#9/9 Duke 87, Florida State 52  
 Mar. 4, 2000..... N.....#12/10 Duke 92, Florida State 65  
 Jan. 8, 2001..... A.....#5/5 Duke 73, Florida State 60  
 Feb. 8, 2001..... H.....Florida State 71, #4/4 Duke 69  
 Mar. 4, 2001..... N.....#4/4 Duke 72, Florida State 56  
 Jan. 27, 2002..... A.....#5/6 Duke 102, Florida State 80  
 Feb. 21, 2002..... H.....#5/5 Duke 88, Florida State 55  
 Mar. 1, 2002..... N.....#3/3 Duke 82, Florida State 66  
 Jan. 26, 2003..... H.....#1/1 Duke 81, Florida State 63  
 Feb. 27, 2003..... A.....#2/2 Duke 70, Florida State 49  
 Jan. 5, 2004..... H.....#1/4 Duke 79, Florida State 66  
 Feb. 4, 2004..... A..... Florida State 80, #2/2 Duke 74  
 Feb. 6, 2005..... H.....#3/4 Duke 75, #24/24 Florida State 64  
 Jan. 5, 2006..... H.....#2/2 Duke 87, Florida State 68  
 Jan. 25, 2007..... A.....#1/1 Duke 73, Florida State 60  
 Jan. 11, 2008..... H.....#12/13 Duke 70, Florida State 38



Mar. 7, 2008.....N..... #12/11 Duke 81, Florida State 67  
 Jan. 29, 2009.....A.....#18/20 Florida State 82, #3/6 Duke 75 (OT)  
 Mar. 7, 2009.....N.....#8/10 Duke 75, #12/13 Florida State 57  
 Jan. 29, 2010.....H..... #7/7 Duke 73, #13/14 Florida State 43  
 Jan. 14, 2011.....A..... #3/3 Duke 87, #21/15 Florida State 70  
 Jan. 13, 2012.....H.....#7/6 Duke 73, Florida State 66  
 Feb. 12, 2012.....A.....#5/5 Duke 67, Florida State 57  
 Feb. 22, 2013.....H.....#5/4 Duke 61, #19/20 Florida State 50  
 Mar. 9, 2013.....N.....#6/6 Duke 72, #23/23 Florida State 66  
 Jan. 23, 2014.....A.....#3/3 Duke 85, #24/25 Florida State 77 (OT)

**FURMAN.....4-0**  
**Home 1-0 • Away 1-0 • Neutral 2-0**

Dec. 3, 1979.....A..... Duke 90, Furman 56  
 Feb. 7, 1981.....H..... Duke 89, Furman 48  
 Dec. 10, 1982.....N..... Duke 88, Furman 51  
 Nov. 23, 1984.....N..... Duke 103, Furman 66

**GARDNER-WEBB.....1-0**

**Home 0-0 • Away 0-0 • Neutral 1-0**  
 Nov. 25, 2011.....N..... #7/6 Duke 97, George Mason 31

**GEORGE MASON.....4-0**

**Home 2-0 • Away 2-0 • Neutral 0-0**  
 Nov. 29, 1980.....A..... Duke 86, George Mason 50  
 Nov. 30, 1985.....N..... Duke 85, George Mason 66  
 Dec. 28, 1999.....H..... #17/15 Duke 95, George Mason 56  
 Dec. 3, 2000.....A..... #3/3 Duke 88, George Mason 69

**GEORGE WASHINGTON.....1-1**

**Home 1-0 • Away 0-0 • Neutral 0-1**  
 Nov. 20, 1981.....H..... Duke 82, George Washington 45  
 Dec. 29, 1996.....N..... George Washington 54, #13/13 Duke 48

**GEORGETOWN.....4-0**

**Home 1-0 • Away 1-0 • Neutral 2-0**  
 Dec. 20, 1984.....N..... Duke 84, Georgetown 49  
 Nov. 25, 1990.....N..... Duke 80, Georgetown 68  
 Dec. 30, 1999.....H..... #15/11 Duke 68, Georgetown 53  
 Dec. 8, 2001.....A..... #11/9 Duke 89, Georgetown 54

**GEORGIA.....3-0**

**Home 0-0 • Away 0-0 • Neutral 3-0**  
 Mar. 26, 1999.....N..... #10/11 Duke 81, #12/12 Georgia 69  
 Mar. 29, 2003.....N..... #2/1 Duke 66, #19/20 Georgia 63  
 Mar. 26, 2005.....N..... #7/8 Duke 63, #20/20 Georgia 57

**GEORGIA SOUTHERN.....2-1**

**Home 1-0 • Away 0-0 • Neutral 1-1**  
 Jan. 9, 1982.....N..... Georgia Southern 64, Duke 58  
 Dec. 21, 1984.....N..... Duke 71, Georgia Southern 65  
 Nov. 19, 2009.....H.....#11/5 Duke 69, Georgia Southern 42

**GEORGIA STATE.....1-1**

**Home 0-0 • Away 0-0 • Neutral 1-1**  
 Jan. 12, 1980.....N..... Georgia State 68, Duke 57  
 Mar. 23, 2003.....N.....#2/1 Duke 66, Georgia State 48

**GEORGIA TECH.....59-7**

**Home 27-2 • Away 25-5 • Neutral 6-0**  
 Jan. 13, 1979.....H..... Duke 70, Georgia Tech 55  
 Jan. 21, 1980.....A..... Duke 72, Georgia Tech 71  
 Feb. 6, 1981.....H..... Duke 74, Georgia Tech 51  
 Nov. 27, 1981.....H..... Duke 62, Georgia Tech 50  
 Feb. 6, 1982.....A..... Georgia Tech 64, Duke 61  
 Jan. 3, 1983.....A..... Duke 55, Georgia Tech 43  
 Jan. 31, 1983.....H..... Duke 80, Georgia Tech 40  
 Jan. 7, 1984.....A..... Duke 74, Georgia Tech 72  
 Feb. 11, 1984.....H..... Duke 69, Georgia Tech 61

Jan. 12, 1985.....A..... Duke 65, Georgia Tech 58  
 Jan. 25, 1985.....H..... Duke 75, Georgia Tech 67  
 Jan. 11, 1986.....A..... Duke 78, Georgia Tech 69  
 Jan. 25, 1986.....H.....#18/- Duke 77, Georgia Tech 61  
 Jan. 26, 1987.....H..... Duke 85, Georgia Tech 66  
 Feb. 7, 1987.....A..... Duke 86, Georgia Tech 72  
 Jan. 15, 1988.....H.....#11/11 Duke 77, Georgia Tech 71 (OT)  
 Jan. 30, 1988.....A..... #17/17 Duke 80, Georgia Tech 71  
 Jan. 28, 1989.....H..... Georgia Tech 97, Duke 94 (OT)  
 Feb. 25, 1989.....A..... Duke 78, Georgia Tech 71  
 Jan. 13, 1990.....H..... Duke 72, Georgia Tech 68  
 Jan. 27, 1990.....A..... Georgia Tech 78, Duke 74  
 Jan. 26, 1991.....A..... Duke 93, Georgia Tech 79  
 Feb. 24, 1991.....H..... Duke 89, Georgia Tech 76  
 Jan. 3, 1992.....H..... Duke 80, Georgia Tech 76  
 Mar. 2, 1992.....A..... Georgia Tech 75, Duke 53  
 Jan. 29, 1993.....H..... Georgia Tech 86, Duke 80 (OT)  
 Feb. 26, 1993.....A..... Georgia Tech 72, Duke 67  
 Jan. 14, 1994.....H..... Duke 77, Georgia Tech 59  
 Feb. 27, 1994.....A..... Georgia Tech 61, Duke 56  
 Jan. 18, 1995.....A..... #25/- Duke 80, Georgia Tech 71  
 Feb. 18, 1995.....H..... #22/25 Duke 77, Georgia Tech 68  
 Jan. 17, 1996.....H..... #13/16 Duke 78, Georgia Tech 66  
 Feb. 17, 1996.....A..... #14/13 Duke 70, Georgia Tech 55  
 Dec. 12, 1996.....H..... #17/16 Duke 74, Georgia Tech 65  
 Jan. 27, 1997.....A..... #22/21 Duke 83, Georgia Tech 58  
 Jan. 4, 1998.....H..... #23/22 Duke 87, Georgia Tech 56  
 Feb. 5, 1998.....A..... #14/16 Duke 58, Georgia Tech 55  
 Feb. 27, 1998.....N..... #8/10 Duke 100, Georgia Tech 56  
 Jan. 7, 1999.....H..... #13/17 Duke 113, Georgia Tech 46  
 Feb. 7, 1999.....A..... #9/11 Duke 74, Georgia Tech 73  
 Jan. 9, 2000.....A..... #14/10 Duke 64, Georgia Tech 45  
 Feb. 11, 2000.....H..... #14/12 Duke 83, Georgia Tech 51  
 Mar. 5, 2000.....N..... #12/10 Duke 77, Georgia Tech 56  
 Jan. 11, 2001.....H..... #5/5 Duke 86, Georgia Tech 83  
 Feb. 12, 2001.....A..... #4/4 Duke 74, Georgia Tech 54  
 Dec. 30, 2001.....A..... #9/9 Duke 76, Georgia Tech 60  
 Jan. 31, 2002.....H..... #5/5 Duke 86, Georgia Tech 50  
 Jan. 13, 2003.....A..... #1/1 Duke 79, Georgia Tech 59  
 Feb. 13, 2003.....H..... #2/2 Duke 82, Georgia Tech 43  
 Mar. 9, 2003.....N..... #2/2 Duke 76, Georgia Tech 52  
 Jan. 8, 2004.....A..... #1/2 Duke 77, Georgia Tech 45  
 Feb. 7, 2004.....H..... #2/2 Duke 81, Georgia Tech 41  
 Jan. 17, 2005.....H..... #1/1 Duke 82, Georgia Tech 59  
 Feb. 20, 2005.....A..... #3/4 Duke 73, Georgia Tech 55  
 Jan. 11, 2006.....A..... #2/2 Duke 67, Georgia Tech 59  
 Jan. 10, 2007.....H..... #3/3 Duke 83, Georgia Tech 51  
 Jan. 24, 2008.....A..... #10/10 Duke 73, #23/23 Georgia Tech 47  
 Jan. 25, 2009.....H..... #4/8 Duke 60, Georgia Tech 34  
 Feb. 19, 2010.....A.....#8/7 Duke 64, #19/- Georgia Tech 50  
 Mar. 6, 2010.....N..... #9/8 Duke 67, Georgia Tech 55  
 Jan. 21, 2011.....H..... #3/3 Duke 69, Georgia Tech 32  
 Mar. 5, 2011.....N..... #8/7 Duke 74, Georgia Tech 66  
 Jan. 18, 2012.....A..... #5/5 Duke 79, Georgia Tech 62  
 Dec. 6, 2012.....H..... #43/4 Duke 85, Georgia Tech 52  
 Jan. 5, 2014.....A..... #3/3 Duke 64, Georgia Tech 47  
 Mar. 7, 2014.....N..... #7/8 Duke 82, Georgia Tech 52

**GUILFORD.....2-0**

**Home 1-0 • Away 1-0 • Neutral 0-0**  
 Dec. 4, 1978.....H..... Duke 82, Guilford 48  
 Feb. 19, 1980.....A..... Duke 82, Guilford 69

**HAMPTON.....5-0**

**Home 2-0 • Away 0-0 • Neutral 3-0**  
 Dec. 8, 1998.....N..... #16/15 Duke 83, Hampton 47  
 Nov. 28, 2002.....N..... #1/1 Duke 71, Hampton 34  
 Dec. 28, 2003.....N..... #4/4 Duke 90, Hampton 59  
 Mar. 20, 2010.....H..... #6/6 Duke 72, Hampton 37  
 Mar. 24, 2013.....H..... #5/5 Duke 67, Hampton 51

**HARTFORD.....0-1**  
**Home 0-0 • Away 0-0 • Neutral 0-1**  
 Nov. 21, 2008.....N..... Hartford 53, #6/5 Duke 51

**HARVARD.....3-0**

**Home 2-0 • Away 1-0 • Neutral 0-0**  
 Dec. 21, 1987.....H..... #10/13 Duke 86, Harvard 61  
 Dec. 1, 1990.....H..... Duke 90, Harvard 76  
 Dec. 1, 1991.....A..... Duke 86, Harvard 63

**HOFSTRA.....2-0**

**Home 0-0 • Away 1-0 • Neutral 1-0**  
 Dec. 27, 1986.....A..... Duke 82, Hofstra 69  
 Dec. 28, 1989.....N..... Duke 86, Hofstra 48

**HOLY CROSS.....4-0**

**Home 2-0 • Away 1-0 • Neutral 1-0**  
 Mar. 13, 1999.....H..... #10/11 Duke 79, Holy Cross 51  
 Jan. 4, 2005.....H..... #2/2 Duke 101, Holy Cross 42  
 Jan. 16, 2006.....A..... #2/2 Duke 84, Holy Cross 36  
 Mar. 18, 2007.....N..... #1/1 Duke 81, Holy Cross 44

**HOUSTON.....2-0**

**Home 1-0 • Away 1-0 • Neutral 0-0**  
 Nov. 19, 2006.....H..... #6/5 Duke 81, Houston 35  
 Dec. 28, 2007.....A..... #13/14 Duke 84, Houston 68

**HOUSTON BAPTIST.....1-0**

**Home 0-0 • Away 1-0 • Neutral 0-0**  
 Nov. 13, 2009.....A..... #6/6 Duke 104, Houston Baptist 35

**HOWARD.....2-0**

**Home 2-0 • Away 0-0 • Neutral 0-0**  
 Nov. 30, 1987.....A..... #18/18 Duke 83, Howard 71  
 Dec. 6, 2002.....A..... #1/1 Duke 128, Howard 53

**ILLINOIS.....0-3**

**Home 0-0 • Away 0-1 • Neutral 0-2**  
 Nov. 25, 1989.....N..... Illinois 68, Duke 63  
 Mar. 16, 1997.....A..... #16/19 Illinois 85, Duke 67  
 Nov. 30, 1997.....N..... #8/8 Illinois 77, Duke 65

**ILLINOIS STATE.....1-0**

**Home 1-0 • Away 0-0 • Neutral 0-0**  
 Nov. 30, 1996.....H..... #16/17 Duke 85, Illinois State 58

**IONA.....1-0**

**Home 1-0 • Away 0-0 • Neutral 0-0**  
 Nov. 18, 2012.....H..... #3/3 Duke 100, Iona 31

**IOWA.....1-0**

**Home 1-0 • Away 0-0 • Neutral 0-0**  
 Dec. 4, 2008.....H..... #12/14 Duke 71, Iowa 47

**IOWA STATE.....2-0**

**Home 1-0 • Away 0-0 • Neutral 1-0**  
 Dec. 30, 2000.....H..... #6/5 Duke 81, #5/6 Iowa State 63  
 Dec. 29, 2002.....N..... #1/1 Duke 88, Iowa State 59

**INDIANA STATE.....2-0**

**Home 2-0 • Away 0-0 • Neutral 0-0**  
 Dec. 30, 1985.....H..... Duke 94, Indiana State 40  
 Dec. 4, 1994.....H..... Duke 100, Indiana State 66

**JACKSONVILLE STATE.....1-0**

**Home 1-0 • Away 0-0 • Neutral 0-0**  
 Dec. 15, 2004.....H..... #3/4 Duke 99, Jacksonville State 36



**JAMES MADISON..... 6-1**

**Home 4-0 • Away 1-0 • Neutral 1-1**  
 Jan. 15 1982.....N..... James Madison 76, Duke 75  
 Mar. 9, 1982.....H..... Duke 63, James Madison 60  
 Dec. 3, 1988.....H..... Duke 80, James Madison 79  
 Dec. 28, 1994.....N..... Duke 75, James Madison 63  
 Mar. 16, 1996.....H..... #13/13 Duke 85, James Madison 53  
 Dec. 18, 2009.....H..... #7/8 Duke 79, #24/25 James Madison 65  
 Nov. 30, 2010.....A..... #5/5 Duke 75, James Madison 58

**KANSAS ..... 1-0**

**Home 0-0 • Away 0-0 • Neutral 1-0**  
 Nov. 30, 2013.....N..... #2/2 Duke 73, Kansas 40

**KANSAS STATE ..... 1-0**

**Home 0-0 • Away 0-0 • Neutral 1-0**  
 Nov. 27, 2004.....N..... #3/3 Duke 63, #16/16 Kansas State 51

**KENT STATE..... 2-0**

**Home 0-0 • Away 0-0 • Neutral 2-0**  
 Dec. 29, 1991.....N..... Duke 84, Kent State 79  
 Dec. 28, 1997.....N..... #23/22 Duke 69, Kent State 57

**KENTUCKY ..... 4-1**

**Home 1-0 • Away 1-1 • Neutral 2-0**  
 Dec. 30, 1986.....N..... Duke 68, Kentucky 63  
 Dec. 29, 1995.....N..... #16/16 Duke 73, Kentucky 54  
 Jan. 4, 2011.....H..... #3/3 Duke 54, #10/10 Kentucky 48  
 Dec. 8, 2012.....A..... #10/10 Kentucky 72, #6/5 Duke 65  
 Dec. 22, 2013.....A..... #3/3 Duke 69, #5/6 Kentucky 61

**LASALLE..... 0-1**

**Home 0-0 • Away 0-1 • Neutral 0-0**  
 Nov. 22, 1980.....A..... LaSalle 91, Duke 74

**LIBERTY ..... 3-0**

**Home 2-0 • Away 0-0 • Neutral 1-0**  
 Dec. 21, 1999.....N..... #18/15 Duke 66, Liberty 45  
 Dec. 20, 2001.....H..... #9/9 Duke 95, Liberty 53  
 Dec. 12, 2004.....H..... #3/4 Duke 83, Liberty 48

**LOUISIANA STATE..... 3-2**

**Home 1-0 • Away 0-0 • Neutral 2-2**  
 Mar. 25, 2000.....N..... #15/12 Louisiana State 79, #7/10 Duke 66  
 Nov. 11, 2000.....N..... #5/5 Duke 56, #7/8 Louisiana State 45  
 Mar. 28, 2005.....N..... #2/4 Louisiana State 59, #7/8 Duke 49  
 Apr. 2, 2006.....N..... #4/4 Duke 84, #5/5 Louisiana State 45  
 Mar. 22, 2010.....H..... #6/6 Duke 60, #21/-- Louisiana State 52

**LOUISIANA TECH..... 2-0**

**Home 0-0 • Away 0-0 • Neutral 2-0**  
 Dec. 2, 2001.....N..... #14/12 Duke 76, #6/5 Louisiana Tech 64  
 Mar. 28, 2004.....N..... #1/1 Duke 63, #7/5 Louisiana Tech 49

**LOUISVILLE ..... 1-1**

**Home 1-0 • Away 0-0 • Neutral 0-1**  
 Nov. 24, 1990.....N..... Louisville 73, Duke 66  
 Mar. 16, 1998.....H..... #8/9 Duke 69, Louisville 53

**LOYOLA (MARYLAND) ..... 3-0**

**Home 2-0 • Away 1-0 • Neutral 0-0**  
 Feb. 5, 1992.....H..... Duke 109, Loyola 59  
 Jan. 6, 1993.....H..... Duke 61, Loyola 52  
 Nov. 29, 1993.....A..... Duke 76, Loyola 67

**LOYOLA MARYMOUNT ..... 1-0**

**Home 0-0 • Away 1-0 • Neutral 0-0**  
 Dec. 29, 2003.....A..... #4/4 Duke 81, Loyola Marymount 53

**MAINE..... 2-0**

**Home 1-0 • Away 1-0 • Neutral 0-0**  
 Nov. 16, 2008.....H..... #8/8 Duke 98, Maine 31  
 Dec. 21, 2009.....A..... #8/8 Duke 75, Maine 34

**MANHATTAN ..... 5-1**

**Home 4-0 • Away 1-1 • Neutral 0-0**  
 Jan. 8, 1981.....H..... Duke 74, Manhattan 54  
 Jan. 6, 1983.....A..... Manhattan 69, Duke 64  
 Mar. 11, 1987.....H..... Duke 70, Manhattan 55  
 Jan. 1, 1995.....H..... Duke 101, Manhattan 71  
 Dec. 20, 1995.....A..... #16/18 Duke 73, Manhattan 61  
 Dec. 21, 1996.....H..... #15/14 Duke 85, Manhattan 36

**MARIST ..... 2-0**

**Home 1-0 • Away 0-0 • Neutral 1-0**  
 Nov. 17, 2006.....H..... #6/5 Duke 71, Marist 50  
 Mar. 21, 2011.....N..... #6/6 Duke 71, #19/17 Marist 66

**MARQUETTE ..... 4-0**

**Home 2-0 • Away 1-0 • Neutral 1-0**  
 Nov. 29, 1998.....H..... #20/15 Duke 91, Marquette 60  
 Mar. 23, 2004.....H..... #1/1 Duke 76, Marquette 67  
 Nov. 27, 2009.....N..... #10/12 Duke 74, Marquette 43  
 Nov. 24, 2013.....A..... #2/2 Duke 78, Marquette 61

**MARSHALL ..... 0-1**

**Home 0-1 • Away 0-0 • Neutral 0-0**  
 Nov. 21, 1981.....H..... Marshall 58, Duke 57

**MARS HILL..... 2-0**

**Home 2-0 • Away 0-0 • Neutral 0-0**  
 Nov. 27, 1983.....H..... Duke 90, Mars Hill 47  
 Nov. 28, 1984.....H..... Duke 93, Mars Hill 60

**MARYLAND..... 41-39**

**Home 23-13 • Away 14-19 • Neutral 4-7**  
 Jan. 14, 1978.....H..... #7 Maryland 117, Duke 47  
 Feb. 9, 1978.....N..... #7 Maryland 103, Duke 39  
 Jan. 18, 1979.....H..... #3 Maryland 82, Duke 55  
 Jan. 18, 1980.....H..... #15 Maryland 82, Duke 63  
 Jan. 10, 1981.....A..... #17 Maryland 85, Duke 68  
 Feb. 12, 1981.....N..... #12 Maryland 72, Duke 49  
 Jan. 3, 1982.....H..... #12 Maryland 65, Duke 52  
 Jan. 18, 1983.....H..... #3 Maryland 72, Duke 49  
 Feb. 13, 1983.....A..... #8 Maryland 69, Duke 68  
 Dec. 10, 1983.....A..... #8 Maryland 81, Duke 54  
 Feb. 8, 1984.....H..... #17 Maryland 64, Duke 63  
 Dec. 8, 1984.....H..... Duke 68, Maryland 58  
 Feb. 6, 1985.....A..... Duke 63, Maryland 60  
 Dec. 7, 1985.....A..... Maryland 74, Duke 60  
 Feb. 22, 1986.....H..... Maryland 72, #18/21 Duke 67  
 Dec. 12, 1986.....A..... #16/17 Maryland 65, Duke 64  
 Jan. 17, 1987.....H..... #11/11 Duke 70, #--/22 Maryland 63  
 Feb. 28, 1987.....N..... Maryland 64, Duke 62  
 Jan. 9, 1988.....A..... #15/14 Maryland 83, #9/8 Duke 73  
 Feb. 13, 1988.....H..... Duke 81, #11/12 Maryland 73  
 Jan. 14, 1989.....H..... #8/8 Maryland 87, #--/23 Duke 86  
 Feb. 4, 1989.....A..... #6/4 Maryland 100, Duke 64  
 Jan. 5, 1990.....A..... Maryland 68, Duke 60  
 Feb. 18, 1990.....H..... Maryland 62, Duke 58  
 Jan. 21, 1991.....H..... Maryland 74, Duke 63  
 Feb. 1, 1991.....A..... Duke 45, Maryland 44  
 Jan. 24, 1992.....H..... #1/1 Maryland 80, Duke 54  
 Feb. 22, 1992.....A..... #4/5 Maryland 74, Duke 69  
 Jan. 16, 1993.....H..... #3/9 Maryland 82, Duke 51  
 Feb. 5, 1993.....A..... #7/9 Maryland 71, Duke 90  
 Feb. 5, 1994.....A..... Maryland 67, Duke 50  
 Feb. 18, 1994.....H..... Duke 62, Maryland 60

Mar. 5, 1994.....N..... Maryland 60, Duke 45  
 Jan. 8, 1995.....A..... Duke 80, Maryland 62  
 Feb. 7, 1995.....H..... #21/ 25 Duke 67, Maryland 53  
 Jan. 11, 1996.....H..... #16/16 Duke 57, Maryland 53  
 Feb. 5, 1996.....A..... Maryland 63, #14/11 Duke 52  
 Jan. 12, 1997.....A..... Maryland 68, #14/14 Duke 64  
 Feb. 9, 1997.....H..... #20/20 Duke 66, Maryland 57  
 Feb. 28, 1997.....N..... #25/22 Duke 60, Maryland 52 (OT)  
 Dec. 22, 1997.....H..... #23/18 Duke 65, Maryland 48  
 Jan. 30, 1998.....A..... Maryland 54, #13/15 Duke 53  
 Jan. 2, 1999.....A..... #17/19 Duke 90, Maryland 61  
 Feb. 1, 1999.....H..... #9/11 Duke 72, Maryland 54  
 Jan. 3, 2000.....A..... #15/11 Duke 79, Maryland 61  
 Feb. 3, 2000.....H..... Maryland 63, #12/10 Duke 62  
 Jan. 14, 2001.....A..... #5/5 Duke 75, Maryland 64  
 Feb. 15, 2001.....H..... #4/4 Duke 75, Maryland 54  
 Jan. 2, 2002.....H..... #11/10 Duke 90, Maryland 74  
 Feb. 2, 2002.....A..... #5/5 Duke 66, Maryland 55  
 Jan. 23, 2003.....H..... #1/1 Duke 101, Maryland 52  
 Feb. 24, 2003.....A..... #2/2 Duke 97, Maryland 55  
 Jan. 22, 2004.....H..... #1/1 Duke 78, Maryland 48  
 Feb. 22, 2004.....A..... #4/4 Duke 72, Maryland 59  
 Mar. 7, 2004.....N..... #1/1 Duke 70, Maryland 63  
 Jan. 27, 2005.....H..... #3/4 Duke 60, #20/22 Maryland 57  
 Feb. 13, 2005.....A..... #3/4 Duke 60, #19/21 Maryland 49  
 Mar. 6, 2005.....N..... #6/6 Duke 74, #25/-- Maryland 44  
 Jan. 8, 2006.....A..... #2/2 Duke 86, #6/6 Maryland 68  
 Feb. 13, 2006.....H..... #1/2 Duke 90, #4/6 Maryland 80  
 Mar. 4, 2006.....N..... #4/4 Maryland 78, #2/2 Duke 70  
 Apr. 4, 2006.....N..... #3/3 Maryland 78 (OT), #4/4 Duke 75  
 Jan. 12, 2007.....H..... #3/3 Duke 81, #1/1 Maryland 62  
 Feb. 18, 2007.....A..... #1/1 Duke 69, #6/6 Maryland 57  
 Jan. 14, 2008.....A..... #4/4 Maryland 85, #10/13 Duke 70  
 Feb. 17, 2008.....A..... #4/5 Maryland 76, #12/12 Duke 69  
 Mar. 8, 2008.....H..... #12/11 Duke 74, # 5/4 Maryland 63  
 Jan. 12, 2009.....H..... #5/10 Duke 68, #14/15 Maryland 65  
 Feb. 22, 2009.....A..... #9/7 Maryland 77, #7 Duke 59  
 Mar. 8, 2009.....N..... #4/4 Maryland 92, Duke 89 (OT)  
 Jan. 24, 2010.....A..... #6/7 Duke 58, Maryland 57  
 Feb. 21, 2010.....H..... #8/7 Duke 71, Maryland 59  
 Mar. 5, 2010.....N..... #9/8 Duke 66, Maryland 64  
 Jan. 6, 2011.....H..... #3/3 Duke 71, #14/15 Maryland 64  
 Feb. 17, 2011.....A..... #16/17 Maryland 69, #7/7 Duke 47  
 Jan. 22, 2012.....H..... #5/5 Duke 80, #8/7 Maryland 72  
 Feb. 19, 2012.....A..... 8/7 Maryland 63, #5/5 Duke 61  
 Feb. 11, 2013.....H..... #5/4 Duke 71, #7/7 Maryland 56  
 Feb. 24, 2013.....A..... #5/4 Duke 75, #8/8 Maryland 59  
 Feb. 17, 2014.....H..... #7/7 Duke 84, #8/9 Maryland 63

**MCNEESE STATE..... 1-0**

**Home 1-0 • Away 0-0 • Neutral 0-0**  
 Dec. 11, 1993.....H..... Duke 103, McNeese State 50

**MARYLAND-EASTERN SHORE ..... 1-0**

**Home 1-0 • Away 0-0 • Neutral 0-0**  
 Nov. 23, 1985.....H..... Duke 85, Md-Eastern Shore 58

**MIAMI (Fla.) ..... 11-1**

**Home 6-0 • Away 5-1 • Neutral 0-0**  
 Feb. 3, 2005.....A..... #3/4 Duke 72, Miami 63  
 Feb. 24, 2005.....H..... #2/3 Duke 94, Miami 61  
 Feb. 19, 2006.....A..... #1/1 Duke 99, Miami 93 (2OT)  
 Jan. 3, 2007.....H..... #3/3 Duke 72, Miami 42  
 Jan. 5, 2008.....A..... #5/11 Duke 84, Miami 72  
 Jan. 9, 2009.....H..... Duke 73, Miami 58  
 Jan. 14, 2010.....A..... #7/7 Duke 81, #25/--Miami 48  
 Feb. 3, 2011.....H..... #3/5 Duke 82, #18/21 Miami 58  
 Feb. 24, 2012.....H..... #7/7 Duke 74, #5/5 Miami 64  
 Jan. 31, 2013.....H..... #5/4 Miami 82, Miami 43

Feb. 28, 2013.....A.....Miami 69, #5/4 Duke 65  
 Jan. 20, 2014.....A.....#3/3 Duke 76, Miami 75

**MIAMI (OHIO)..... 1-0**

**Home 1-0 • Away 0-0 • Neutral 0-0**  
 Dec. 5, 1993.....H.....Duke 98, Miami (Ohio) 54

**MICHIGAN..... 4-0**

**Home 2-0 • Away 2-0 • Neutral 0-0**  
 Dec. 7, 1997.....H.....#15/17 Duke 64, Michigan 63  
 Nov. 25, 2006.....A.....#5/5 Duke 92, Michigan 47  
 Dec. 7, 2008.....H.....#12/14 Duke 60, Michigan 45  
 Nov. 28, 2012.....A.....#4/4 Duke 71, Michigan 54

**MICHIGAN STATE..... 2-1**

**Home 1-0 • Away 0-1 • Neutral 1-0**  
 Dec. 4, 1995.....H.....Duke 67, Michigan State 52  
 Mar. 26, 2006.....N.....#4/4 Duke 86, #16/17 Michigan State 61  
 Mar. 24, 2009.....A.....Michigan State 63, #6/14 Duke 49

**MIDDLE TENNESSEE ST..... 1-0**

**Home 1-0 • Away 0-0 • Neutral 0-0**  
 Mar. 14, 1998.....H.....#8/9 Duke 92, Mid Tennessee State 67

**MINNESOTA..... 0-1**

**Home 0-0 • Away 0-0 • Neutral 0-1**  
 Mar. 30, 2004.....N.....#24/20 Minnesota 82, #1/1 Duke 75

**MISSISSIPPI STATE..... 1-0**

**Home 0-0 • Away 0-0 • Neutral 1-0**  
 Nov. 25, 1995.....N.....#22/19 Duke 72, Mississippi State 67

**MONMOUTH..... 1-0**

**Home 1-0 • Away 0-0 • Neutral 0-0**  
 Dec. 30, 2012.....H.....#4/4 Duke 72, Monmouth 32

**MONTANA..... 1-0**

**Home 0-0 • Away 0-0 • Neutral 1-0**  
 Nov. 26, 1994.....N.....Duke 89, Montana 49

**MORGAN STATE..... 1-0**

**Home 1-0 • Away 0-0 • Neutral 0-0**  
 Nov. 26, 1993.....H.....Duke 116, Morgan State 63

**MURRAY STATE..... 1-0**

**Home 0-0 • Away 0-0 • Neutral 1-0**  
 Mar. 23, 2008.....N.....#9/10 Duke 78, Murray State 57

**NEBRASKA..... 1-0**

**Home 0-0 • Away 0-0 • Neutral 1-0**  
 Mar. 31, 2013.....N.....#5/5 Duke 53, #24/25 North Carolina 45

**NEW HAMPSHIRE..... 1-0**

**Home 1-0 • Away 0-0 • Neutral 0-0**  
 Dec. 1, 1989.....H.....Duke 82, New Hampshire 47

**NORFOLK STATE..... 1-0**

**Home 0-0 • Away 0-0 • Neutral 1-0**  
 Mar. 15, 2002.....N.....#3/3 Duke 95, Norfolk State 48

**NORTHEASTERN..... 2-0**

**Home 2-0 • Away 0-0 • Neutral 0-0**  
 Dec. 4, 1992.....H.....Duke 64, Northeastern 53  
 Nov. 11, 2006.....H.....#6/6 Duke 102, Northeastern 49

**NORTHWESTERN STATE..... 2-1**

**Home 1-0 • Away 1-0 • Neutral 0-1**  
 Mar. 21, 1986.....N.....Northwestern State 89, Duke 88  
 Dec. 20, 2003.....A.....#3/4 Duke 105, Northwestern State 53

Mar. 21, 2004.....H.....#1/1 Duke 103, Northwestern State 51

**NORTH CAROLINA..... 40-49**

**Home 22-15 • Away 11-27 • Neutral 7-7**

Jan. 13, 1976.....A.....North Carolina 85, Duke 53  
 Jan. 24, 1978.....A.....North Carolina 87, Duke 68  
 Feb. 24, 1978.....H.....North Carolina 80, Duke 72  
 Dec. 7, 1978.....H.....North Carolina 82, Duke 65  
 Feb. 20, 1979.....A.....North Carolina 69, Duke 54  
 Dec. 6, 1979.....A.....North Carolina 91, Duke 58  
 Feb. 8, 1980.....N.....North Carolina 85, Duke 63  
 Feb. 14, 1980.....H.....Duke 66, North Carolina 61  
 Feb. 22, 1980.....N.....North Carolina 83, Duke 59  
 Jan. 29, 1981.....H.....North Carolina 77, Duke 65  
 Feb. 18, 1981.....A.....North Carolina 77, Duke 47  
 Dec. 3, 1981.....H.....North Carolina 73, Duke 47  
 Jan. 19, 1982.....A.....North Carolina 93, Duke 59  
 Jan. 11, 1983.....H.....#20 North Carolina 84, Duke 68  
 Feb. 17, 1983.....A.....#20 North Carolina 82, Duke 65  
 Jan. 11, 1984.....A.....North Carolina 72, Duke 63  
 Feb. 16, 1984.....H.....Duke 80, #16 North Carolina 67  
 Jan. 8, 1985.....H.....Duke 63, #19/18 North Carolina 62  
 Feb. 12, 1985.....A.....#13/13 North Carolina 88, Duke 68  
 Jan. 7, 1986.....H.....Duke 79, #19/18 North Carolina 78  
 Feb. 12, 1986.....A.....#18/\_ Duke 86, #13/13 North Carolina 79  
 Jan. 7, 1987.....A.....North Carolina 76, #-/25 Duke 68  
 Feb. 23, 1987.....H.....North Carolina 83, Duke 67  
 Jan. 27, 1988.....H.....North Carolina 66, #17/17 Duke 55  
 Feb. 20, 1988.....A.....North Carolina 68, Duke 64  
 Jan. 10, 1989.....A.....#-/ 23 North Carolina 93, Duke 92 (OT)  
 Feb. 15, 1989.....H.....Duke 74, North Carolina 72  
 Jan. 20, 1990.....H.....Duke 90, North Carolina 88  
 Feb. 21, 1990.....A.....North Carolina 58, Duke 56  
 Jan. 15, 1991.....H.....Duke 78, North Carolina 72  
 Feb. 19, 1991.....A.....Duke 59, North Carolina 54  
 Jan. 15, 1992.....A.....North Carolina 58, Duke 54  
 Feb. 12, 1992.....H.....#24/24 North Carolina 69, Duke 64  
 Jan. 19, 1993.....A.....#20/20 North Carolina 66, Duke 54  
 Feb. 23, 1993.....H.....#18/18 North Carolina 84, Duke 63  
 Jan. 19, 1994.....H.....#7/7 North Carolina 79, Duke 68  
 Feb. 22, 1994.....A.....#5/5 North Carolina 70, Duke 58  
 Jan. 25, 1995.....H.....#21/-- Duke 74, #3/3 North Carolina 72  
 Feb. 25, 1995.....A.....#12/12 North Carolina 82, #19/22 Duke 57  
 Mar. 5, 1995.....N.....#12/12 North Carolina 95, #22/25 Duke 70  
 Jan. 24, 1996.....A.....#12/13 Duke 86, North Carolina 85  
 Feb. 23, 1996.....H.....#12/12 Duke 61, North Carolina 58  
 Jan. 18, 1997.....H.....#10/10 North Carolina 87, #19/18 Duke 73  
 Feb. 21, 1997.....A.....#4/5 North Carolina 81, #22/19 Duke 61  
 Mar. 1, 1997.....N.....#5/6 North Carolina 66, #25/22 Duke 55  
 Jan. 12, 1998.....A.....#8/7 North Carolina 83, #25/23 Duke 74  
 Feb. 12, 1998.....H.....#13/14 Duke 83, #5/5 North Carolina 70  
 Feb. 28, 1998.....N.....#9/10 North Carolina 56, #8/10 Duke 52  
 Jan. 22, 1999.....A.....#11/15 Duke 93, #7/6 North Carolina 71  
 Feb. 21, 1999.....H.....#8/9 Duke 88, #13/12 North Carolina 78  
 Jan. 27, 2000.....H.....#9/8 Duke 101, North Carolina 58  
 Feb. 27, 2000.....A.....North Carolina 73, #9/9 Duke 64  
 Mar. 6, 2000.....N.....#11/9 Duke 79, North Carolina 76  
 Jan. 25, 2001.....A.....#4/4 Duke 92, North Carolina 85 (OT)  
 Feb. 26, 2001.....H.....#4/4 Duke 72, North Carolina 67  
 Jan. 24, 2002.....H.....#5/6 Duke 102, #21/20 North Carolina 82  
 Feb. 24, 2002.....A.....#4/4 Duke 90, #19/20 North Carolina 75  
 Mar. 4, 2002.....N.....#3/3 Duke 87, #16/19 North Carolina 80  
 Jan. 20, 2003.....A.....#1/1 Duke 78, #8/10 North Carolina 67 (OT)  
 Feb. 20, 2003.....H.....#2/2 Duke 97, #6/6 North Carolina 63  
 Mar. 10, 2003.....N.....#2/2 Duke 77, #11/9 North Carolina 59  
 Jan. 11, 2004.....H.....#1/2 Duke 79, #13/13 North Carolina 57  
 Feb. 14, 2004.....A.....#4/4 Duke 89, #15/14 North Carolina 79  
 Mar. 8, 2004.....N.....#1/2 Duke 63, #9/10 North Carolina 47  
 Jan. 24, 2005.....A.....#12/16 North Carolina 56, #1/4 Duke 51

Feb. 27, 2005.....H.....#8/4 North Carolina 77, #2/3 Duke 68  
 Mar. 7, 2005.....N.....#4/3 North Carolina 88, #6/6 Duke 67  
 Jan. 29, 2006.....H.....#3/2 North Carolina 74, #2/1 Duke 70  
 Feb. 25, 2006.....A.....#2/2 North Carolina 77, #1/1 Duke 65  
 Feb. 8, 2007.....A.....#1/1 Duke 64, #2/2 North Carolina 53  
 Feb. 25, 2007.....H.....#1/1 Duke 67, #4/4 North Carolina 62  
 Feb. 4, 2008.....H.....#3/3 North Carolina 93, #11/11 Duke 76  
 Mar. 2, 2008.....A.....#2/2 North Carolina 82, #12/11 Duke 51  
 Mar. 9, 2008.....N.....#2/2 North Carolina 86, #12/11 Duke 73  
 Feb. 9, 2009.....A.....#8/9 North Carolina 75, #4/7 Duke 60  
 Mar. 1, 2009.....H.....#10/11 Duke 81, #9/10 N. Carolina 79 (OT)  
 Feb. 8, 2010.....H.....#8/6 Duke 79, #18/15 North Carolina 51  
 Feb. 28, 2010.....A.....#6/6 North Carolina 64, Duke 54  
 Feb. 7, 2011.....A.....#13/12 North Carolina 62, #5/5 Duke 60  
 Feb. 27, 2011.....H.....#9/9 Duke 66, #13/16 North Carolina 58  
 Mar. 6, 2011.....N.....#8/7 Duke 81, #19/19 North Carolina 66  
 Feb. 6, 2012.....H.....#5/6 Duke 96, #22/24 North Carolina 56  
 Feb. 26, 2012.....A.....#7/7 Duke 69, North Carolina 63  
 Feb. 3, 2013.....A.....#5/4 Duke 84, #11/18 North Carolina 63  
 Mar. 3, 2013.....H.....#5/4 Duke 65, #15/17 North Carolina 58  
 Mar. 10, 2013.....N.....#6/6 Duke 92, #15/17 North Carolina 73  
 Feb. 10, 2014.....H.....#17/11 North Carolina 89, #3/5 Duke 78  
 Mar. 2, 2014.....A.....#14/11 North Carolina 64, #7/8 Duke 60  
 Mar. 8, 2014.....N.....#7/8 Duke 66, #13/12 North Carolina 61

**N.C. A&T..... 1-0**

**Home 1-0 • Away 0-0 • Neutral 0-0**  
 Feb. 27, 1984.....H.....Duke 78, N.C. A&T 39

**N.C. CENTRAL..... 5-3**

**Home 5-2 • Away 0-1 • Neutral 0-0**

Jan. 15, 1976.....H.....N.C. Central 64, Duke 36  
 Jan. 26, 1976.....H.....N.C. Central 44, Duke 43  
 Feb. 12, 1977.....A.....N.C. Central 52, Duke 47  
 Feb. 16, 1977.....H.....Duke 58, N.C. Central 53  
 Nov. 26, 1983.....H.....Duke 103, N.C. Central 60  
 Nov. 20, 1984.....H.....Duke 109, N.C. Central 53  
 Jan. 3, 2008.....H.....#12/13 Duke 82, N.C. Central 29  
 Dec. 28, 2009.....H.....#8/11 Duke 117, N.C. Central 28

**N.C. STATE..... 35-39**

**Home 18-15 • Away 13-20 • Neutral 4-4**

Jan. 29, 1976.....H.....#14 N.C. State 67, Duke 37  
 Feb. 19, 1976.....A.....#9 N.C. State 78, Duke 35  
 Feb. 1, 1977.....H.....#14 N.C. State 87, Duke 35  
 Jan. 19, 1978.....A.....#2 N.C. State 125, Duke 43  
 Feb. 2, 1978.....H.....#2 N.C. State 86, Duke 36  
 Jan. 20, 1979.....H.....#7 N.C. State 99, Duke 44  
 Nov. 29, 1979.....A.....#5 N.C. State 86, Duke 55  
 Dec. 4, 1980.....H.....#10 N.C. State 96, Duke 78  
 Dec. 8, 1981.....H.....#9 N.C. State 70, Duke 53  
 Feb. 10, 1982.....A.....#8 N.C. State 81, Duke 61  
 Feb. 26, 1982.....A.....#9 N.C. State 69, Duke 55  
 Jan. 26, 1983.....A.....#20 N.C. State 71, Duke 55  
 Feb. 22, 1983.....H.....#16 N.C. State 102, Duke 81  
 Jan. 24, 1984.....H.....#20 N.C. State 86, Duke 62  
 Feb. 21, 1984.....A.....Duke 74, #15 N.C. State 73 (OT)  
 Mar. 2, 1984.....N.....#16 N.C. State 81, Duke 68  
 Jan. 22, 1985.....A.....N.C. State 68, Duke 62  
 Feb. 19, 1985.....H.....#15/15 N.C. State 73, Duke 72  
 Mar. 2, 1985.....N.....#14/14 N.C. State 89, Duke 57  
 Jan. 21, 1986.....H.....#20/-- Duke 70, #19/19 N.C. State 66  
 Feb. 5, 1986.....A.....N.C. State 102, #17/25 Duke 86  
 Jan. 21, 1987.....H.....#14/14 N.C. State 86, Duke 79  
 Feb. 3, 1987.....A.....Duke 76, #13/15 N.C. State 69  
 Jan. 19, 1988.....A.....N.C. State 97, #13/9 Duke 85  
 Feb. 24, 1988.....H.....Duke 68, N.C. State 66  
 Jan. 17, 1989.....H.....#16/14 N.C. State 75, #-/23 Duke 68  
 Feb. 21, 1989.....A.....#15/14 N.C. State 92, Duke 78  
 Mar. 4, 1989.....N.....#14/14 N.C. State 89, Duke 50

Jan. 10, 1990.....H.....#8/11 N.C. State 103, Duke 87  
 Feb. 7, 1990.....A.....#11/11 N.C. State 80, Duke 61  
 Jan. 9, 1991.....A.....#3/4 N.C. State 96, Duke 84  
 Feb. 6, 1991.....H.....#3/4 N.C. State 98, Duke 63  
 Jan. 7, 1992.....A.....Duke 73, #12/11 N.C. State 69  
 Feb. 18, 1992.....H.....N.C. State 87, Duke 67  
 Jan. 13, 1993.....A.....N.C. State 77, Duke 60  
 Feb. 9, 1993.....H.....Duke 82 N.C. State 65  
 Dec. 31, 1993.....H.....Duke 69, N.C. State 66  
 Jan. 12, 1994.....A.....N.C. State 71, Duke 70  
 Jan. 4, 1995.....H.....Duke 91, N.C. State 70  
 Feb. 5, 1995.....A.....N.C. State 71, #14/21 Duke 55  
 Jan. 4, 1996.....A.....#13/15 N.C. State 75, #15/14 Duke 73  
 Feb. 2, 1996.....H.....#14/17 N.C. State 80, #12/11 Duke 74  
 Mar. 2, 1996.....N.....#12/12 Duke 79, #19/23 N.C. State 62  
 Jan. 15, 1997.....A.....#15/13 N.C. State 86, #19/18 Duke 73  
 Feb. 12, 1997.....H.....#18/17 Duke 96, N.C. State 95 (OT)  
 Jan. 19, 1998.....A.....#24/23 Duke 75, #8/7 N.C. State 61  
 Feb. 19, 1998.....H.....#11/13 Duke 65, #10/8 N.C. State 62  
 Jan. 17, 1999.....A.....#12/16 Duke 67, N.C. State 62  
 Feb. 18, 1999.....H.....#8/9 Duke 75, N.C. State 67  
 Jan. 20, 2000.....A.....#6/5 N.C. State 80, #9/8 Duke 75 (OT)  
 Feb. 17, 2000.....H.....#14/12 Duke 70, #7/7 N.C. State 64  
 Jan. 18, 2001.....H.....#5/5 Duke 62, #22/19 N.C. State 59  
 Feb. 18, 2001.....A.....#24/21 N.C. State 69, #4/4 Duke 55  
 Mar. 5, 2001.....N.....#5/5 Duke 57, #21/20 N.C. State 45  
 Jan. 13, 2002.....A.....#7/7 Duke 73, N.C. State 68  
 Feb. 18, 2002.....H.....#5/5 Duke 81, N.C. State 54  
 Jan. 29, 2003.....A.....Duke 54, N.C. State 44  
 Mar. 2, 2003.....H.....#2/2 Duke 86, N.C. State 60  
 Jan. 30, 2004.....H.....#2/2 Duke 75, N.C. State 56  
 Mar. 1, 2004.....A.....#2/3 Duke 90, N.C. State 57  
 Jan. 30, 2005.....A.....#1/4 Duke 52, #25/-- N.C. State 49  
 Jan. 19, 2006.....H.....#2/2 Duke 77, N.C. State 57  
 Jan. 18, 2007.....A.....#11/1 Duke 65, N.C. State 51  
 Mar. 3, 2007.....N.....#24/25 N.C. State 70, #1/1 Duke 65  
 Jan. 20, 2008.....H.....#10/12 Duke 71, N.C. State 57  
 Jan. 19, 2009.....A.....#4/10 Duke 61, N.C. State 58 (OT)  
 Feb. 11, 2010.....H.....#8/7 Duke 70, N.C. State 39  
 Mar. 7, 2010.....N.....#9/8 Duke 70, N.C. State 60  
 Jan. 23, 2011.....A.....#3/3 Duke 65, N.C. State 64  
 Jan. 8, 2012.....H.....#7/6 Duke 83, N.C. State 59  
 Mar. 2, 2012.....A.....N.C. State 75, #5/5 Duke 73  
 Jan. 3, 2013.....A.....#3/4 Duke 67, N.C. State 57  
 Mar. 8, 2013.....N.....#6/6 Duke 70, N.C. State 58  
 Feb. 20, 2014.....H.....#7/7 Duke 83, #14/16 N.C. State 70

**UNC ASHEVILLE ..... 9-0**  
**Home 6-0 • Away 3-0 • Neutral 0-0**  
 Dec. 8, 1979.....H.....Duke 101, UNC Asheville 53  
 Jan. 31, 1981.....H.....Duke 85, UNC Asheville 54  
 Feb. 13, 1982.....A.....Duke 60, UNC Asheville 45  
 Feb. 17, 1986.....H.....#18/-- Duke 95, UNC Asheville 41  
 Dec. 11, 1991.....H.....Duke 100, UNC Asheville 42  
 Nov. 30, 1994.....H.....Duke 114, UNC Asheville 57  
 Nov. 29, 1995.....A.....#19/20 Duke 95, UNC Asheville 57  
 Nov. 23, 1996.....H.....#17/18 Duke 90, UNC Asheville 52  
 Dec. 19, 1998.....H.....#17/19 Duke 94, UNC Asheville 27

**UNC GREENSBORO ..... 10-2**  
**Home 6-1 • Away 4-1 • Neutral 0-0**  
 Dec. 1, 1977.....H.....UNC Greensboro 82, Duke 57  
 Jan. 26, 1978.....A.....UNC Greensboro 81, Duke 63  
 Jan. 16, 1979.....A.....Duke 65, UNC Greensboro 51  
 Jan. 31, 1979.....H.....Duke 64, UNC Greensboro 52  
 Feb. 11, 1980.....A.....Duke 82, UNC Greensboro 74  
 Dec. 14, 1991.....H.....Duke 87, UNC Greensboro 76  
 Dec. 11, 1992.....A.....Duke 80, UNC Greensboro 76  
 Nov. 24, 1996.....A.....#17/18 Duke 98, UNC Greensboro 68

Nov. 19, 1997.....H.....Duke 78, UNC Greensboro 51  
 Nov. 15, 1999.....H.....#21/22 Duke 72, UNC Greensboro 47  
 Dec. 16, 2001.....H.....#8/8 Duke 90, UNC Greensboro 58  
 Nov. 18, 2007.....H.....#10/9 Duke 84, UNC Greensboro 39

**UNC WILMINGTON ..... 7-2**  
**Home 6-0 • Away 1-2 • Neutral 0-0**  
 Nov. 28, 1978.....H.....Duke 71, UNC Wilmington 61  
 Feb. 5, 1980.....A.....UNC Wilmington 68, Duke 67  
 Dec. 2, 1980.....H.....Duke 78, UNC Wilmington 77  
 Feb. 21, 1982.....A.....UNC Wilmington 59, Duke 57  
 Feb. 25, 1984.....H.....Duke 87, UNC Wilmington 69  
 Feb. 23, 1985.....A.....Duke 96, UNC Wilmington 86  
 Nov. 27, 1991.....H.....Duke 94, UNC Wilmington 37  
 Dec. 1, 1992.....H.....Duke 88, UNC Wilmington 52  
 Dec. 20, 2011.....H.....#9/9 Duke 107, UNC Wilmington 45

**NORTH GEORGIA ..... 1-0**  
**Home 0-0 • Away 1-0 • Neutral 0-0**  
 Feb. 5, 1982.....A.....Duke 74, North Georgia 62

**NORTHERN ILLINOIS ..... 1-0**  
**Home 1-0 • Away 0-0 • Neutral 0-0**  
 Feb. 14, 1987.....H.....Duke 85, Northern Illinois 68

**NOTRE DAME ..... 1-9**  
**Home 1-3 • Away 0-3 • Neutral 0-3**  
 Mar. 22, 1986.....N.....Notre Dame 74, Duke 67  
 Feb. 6, 1988.....H.....Notre Dame 78, #17/19 Duke 66  
 Nov. 22, 1997.....H.....Duke 80, Notre Dame 62  
 Nov. 21, 1998.....A.....#11/19 Notre Dame 84, #6/4 Duke 57  
 Nov. 17, 2004.....A.....#11/11 Notre Dame 76, #6/6 Duke 65  
 Nov. 25, 2011.....N.....#4/3 Notre Dame 56, #7/6 Duke 54  
 Apr. 2, 2013.....N.....#2/2 Notre Dame 87, #5/5 Duke 76  
 Feb. 2, 2014.....H.....#2/2 Notre Dame 88, #3/3 Duke 67  
 Feb. 23, 2014.....A.....#2/2 Notre Dame 81, #7/8 Duke 70  
 Mar. 9, 2014.....N.....#2/2 Notre Dame 69, #7/8 Duke 53

**OHIO ..... 1-0**  
**Home 1-0 • Away 0-0 • Neutral 0-0**  
 Dec. 6, 1997.....H.....#15/17 Duke 99, Ohio 59

**OHIO STATE ..... 1-0**  
**Home 1-0 • Away 0-0 • Neutral 0-0**  
 Dec. 3, 2010.....H.....#11/12 Duke 83, #3/3 Ohio State 67

**OKLAHOMA ..... 1-1**  
**Home 0-1 • Away 1-0 • Neutral 0-0**  
 Mar. 29, 2002.....H.....#2/2 Oklahoma 86, #3/3 Duke 71  
 Dec. 8, 2013.....A.....#2/2 Duke 94, #17/15 Oklahoma 85

**OKLAHOMA STATE ..... 4-0**  
**Home 3-0 • Away 1-0 • Neutral 0-0**  
 Mar. 16, 1995.....N.....#20/22 Duke 76, Oklahoma State 64  
 Nov. 14, 2008.....H.....#8/8 Duke 77, #14/15 Oklahoma State 68  
 Dec. 12, 2010.....A.....#5/4 Duke 73, Oklahoma State 45  
 Mar. 26, 2013.....H.....#5/5 Duke 68, Oklahoma State 59

**OLD DOMINION ..... 8-4**  
**Home 4-1 • Away 2-2 • Neutral 2-1**  
 Jan. 4, 1987.....H.....Duke 63, Old Dominion 56  
 Feb. 10, 1988.....H.....Duke 83, Old Dominion 81  
 Jan. 21, 1989.....H.....#--/24 Old Dominion 77, Duke 70  
 Dec. 18, 1989.....A.....#23/24 Old Dominion 92, Duke 78  
 Jan. 12, 1991.....H.....Duke 70, Old Dominion 62  
 Nov. 27, 1994.....A.....Old Dominion 64, Duke 59  
 Dec. 7, 1996.....N.....#6/6 Old Dominion 89, #15/16 Duke 77  
 Mar. 20, 1999.....N.....#10/11 Duke 76, #5/5 Old Dominion 63  
 Nov. 29, 2002.....N.....#1/1 Duke 65, Old Dominion 52

Nov. 20, 2005.....A.....#1/2 Duke 93, Old Dominion 56  
 Nov. 29, 2006.....H.....#5/5 Duke 89, Old Dominion 40  
 Jan. 2, 2014.....H.....#3/3 Duke 87, Old Dominion 63

**ORAL ROBERTS ..... 1-0**  
**Home 0-0 • Away 0-0 • Neutral 1-0**  
 Dec. 19, 2000.....N.....#7/5 Duke 62, Oral Roberts 51

**PACIFIC ..... 1-0**  
**Home 1-0 • Away 0-0 • Neutral 0-0**  
 Dec. 4, 2004.....H.....#3/3 Duke 86, Pacific 30

**PEACE ..... 2-1**  
**Home 2-0 • Away 0-1 • Neutral 0-0**  
 Dec. 9, 1975.....A.....Peace 81, Duke 48  
 Jan. 26, 1979.....H.....Duke 90, Peace 75  
 Jan. 28, 1980.....H.....Duke 83, Peace 60

**PENN STATE ..... 5-1**  
**Home 3-0 • Away 2-1 • Neutral 0-0**  
 Nov. 28, 1999.....H.....#--/25 Duke 63, #8/9 Penn State 49  
 Nov. 20, 2000.....A.....#3/4 Duke 88, #9/8 Penn State 87  
 Nov. 19, 2004.....H.....#6/6 Duke 66, #23/23 Penn State 58  
 Nov. 18, 2005.....A.....#1/2 Duke 93, Penn State 67  
 Nov. 21, 2006.....H.....#5/5 Duke 70, Penn State 42  
 Dec. 2, 2007.....A.....Penn State 86, #11/10 Duke 84

**PENNSYLVANIA ..... 1-0**  
**Home 1-0 • Away 0-0 • Neutral 0-0**  
 Jan. 14, 1984.....H.....Duke 74, Pennsylvania 47

**PEPPERDINE ..... 1-0**  
**Home 0-0 • Away 0-0 • Neutral 1-0**  
 Nov. 24, 1995.....N.....#22/19 Duke 108, Pepperdine 70

**PFEIFFER ..... 1-1**  
**Home 1-1 • Away 0-0 • Neutral 0-0**  
 Dec. 6, 1975.....H.....Pfeiffer 77, Duke 49  
 Nov. 3, 2011.....H.....#8/8 Duke 112, Pfeiffer 27

**PITTSBURGH ..... 5-0**  
**Home 2-0 • Away 1-0 • Neutral 2-0**  
 Dec. 21, 2006.....N.....#4/4 Duke 72, #22/22 Pittsburgh 51  
 Dec. 8, 2007.....N.....#17/15 Duke 51, Pittsburgh 49  
 Nov. 24, 2010.....A.....#6/6 Duke 93, Pittsburgh 55  
 Dec. 4, 2011.....H.....#7/6 Duke 92, Pittsburgh 43  
 Jan. 26, 2014.....H.....#3/3 Duke 111, Pittsburgh 67

**PRESBYTERIAN ..... 1-0**  
**Home 1-0 • Away 0-0 • Neutral 0-0**  
 Nov. 17, 2013.....H.....#3/3 Duke 84, Presbyterian 45

**PRINCETON ..... 3-0**  
**Home 2-0 • Away 1-0 • Neutral 0-0**  
 Dec. 22, 1979.....A.....Duke 66, Princeton 61  
 Jan. 27, 1986.....H.....#18/-- Duke 77, Princeton 35  
 Dec. 18, 1994.....H.....Duke 67, Princeton 64

**PROVIDENCE ..... 3-1**  
**Home 1-0 • Away 2-0 • Neutral 0-1**  
 Dec. 29, 1983.....N.....Providence 65, Duke 64  
 Dec. 6, 1987.....A.....#18/16 Duke 87, Providence 75  
 Dec. 31, 2008.....A.....#6/11 Duke 66, Providence 49  
 Jan. 3, 2010.....H.....#8/9 Duke 88, Providence 63

**PURDUE ..... 6-3**  
**Home 3-1 • Away 0-1 • Neutral 3-1**  
 Dec. 30, 1987.....N.....#10/9 Duke 76, Purdue 71  
 Dec. 2, 1990.....H.....#9/9 Purdue 69, Duke 58



Dec. 28, 1991 ..... A ..... #12/11 Purdue 74, Duke 58  
 Mar. 28, 1999 ..... N ..... #11/1 Purdue 62, #10/11 Duke 45  
 Nov. 23, 2003 ..... N ..... #4/4 Duke 93, #5/6 Purdue 63  
 Dec. 18, 2004 ..... N ..... #3/3 Duke 66, #20/18 Purdue 48  
 Nov. 22, 2007 ..... N ..... #9/8 Duke 53, #22/20 Purdue 41  
 Dec. 1, 2011 ..... H ..... #8/8 Duke 64, #13/16 Purdue 53  
 Dec. 5, 2013 ..... H ..... #2/2 Duke 99, #16/22 Purdue 78

**QUINNIPIAC ..... 1-0**

**Home 1-0 • Away 0-0 • Neutral 0-0**  
 Dec. 28, 2008 ..... H ..... #6/11 Duke 78, Quinnipiac 50

**RADFORD ..... 4-0**

**Home 2-0 • Away 2-0 • Neutral 0-0**  
 Dec. 1, 1984 ..... A ..... Duke 83, Radford 64  
 Jan. 4, 1986 ..... H ..... Duke 86, Radford 72  
 Jan. 3, 1990 ..... H ..... Duke 62, Radford 58  
 Jan. 23, 1993 ..... A ..... Duke 59, Radford 58

**RHODE ISLAND ..... 1-0**

**Home 0-0 • Away 0-0 • Neutral 1-0**  
 Dec. 29, 2004 ..... N ..... #2/2 Duke 89, Rhode Island 63

**RICHMOND ..... 6-1**

**Home 3-0 • Away 3-1 • Neutral 0-0**  
 Jan. 22, 1983 ..... H ..... Duke 77, Richmond 65  
 Jan. 28, 1984 ..... A ..... Duke 81, Richmond 71  
 Jan. 29, 1985 ..... H ..... Duke 73, Richmond 46  
 Dec. 1, 1985 ..... A ..... Duke 99, Richmond 65  
 Feb. 12, 1987 ..... H ..... Duke 68, Richmond 52  
 Jan. 31, 1989 ..... A ..... Richmond 87, Duke 70  
 Dec. 8, 1996 ..... A ..... #15/16 Duke 89, Richmond 60

**RIDER ..... 1-0**

**Home 0-0 • Away 1-0 • Neutral 0-0**  
 Dec. 18, 1985 ..... A ..... Duke 79, Rider 36

**RUTGERS ..... 3-2**

**Home 1-0 • Away 1-1 • Neutral 1-1**  
 Mar. 14, 1987 ..... A ..... #5/6 Rutgers 78, Duke 64  
 Dec. 28, 1996 ..... N ..... #13/13 Duke 74, Rutgers 36  
 Dec. 4, 2006 ..... A ..... #4/4 Duke 85, #19/17 Rutgers 45  
 Mar. 24, 2007 ..... N ..... #15/18 Rutgers 53, #1/1 Duke 52  
 Dec. 6, 2007 ..... H ..... #17/15 Duke 49, #4/3 Rutgers 44

**SACRAMENTO STATE ..... 1-0**

**Home 0-0 • Away 0-0 • Neutral 1-0**  
 Dec. 20, 1999 ..... N ..... #18/15 Duke 81, Sacramento State 45

**SAINT AUGUSTINE ..... 0-1**

**Home 0-1 • Away 0-0 • Neutral 0-0**  
 Dec. 3, 1975 ..... H ..... Saint Augustine 65, Duke 45

**SAINT JOHN'S ..... 5-1**

**Home 0-0 • Away 2-0 • Neutral 3-1**  
 Dec. 21, 1979 ..... N ..... St. John's 79, Duke 55  
 Dec. 29, 1986 ..... A ..... Duke 80, St. John's 63  
 Nov. 26, 1989 ..... N ..... Duke 95, St. John's 63  
 Dec. 28, 2005 ..... N ..... #2/2 Duke 105, St. John's 57  
 Mar. 24, 2012 ..... N ..... #5/5 Duke 74, #14/14 St. John's 47  
 Dec. 9, 2012 ..... A ..... 4/4 Duke 60, #-/25 St. John's 42

**SAINT JOSEPH'S ..... 4-1**

**Home 3-0 • Away 1-1 • Neutral 0-0**  
 Nov. 21, 1980 ..... A ..... Saint Joseph's 84, Duke 57  
 Dec. 29, 1994 ..... A ..... Duke 67, Saint Joseph's 64  
 Dec. 1, 1996 ..... H ..... #16/17 Duke 63, Saint Joseph's 46  
 Mar. 15, 1999 ..... H ..... #10/11 Duke 66, Saint Joseph's 60  
 Dec. 8, 2002 ..... H ..... #1/1 Duke 82, Saint Joseph's 48

**SAMFORD ..... 1-0**

**Home 0-0 • Away 0-0 • Neutral 1-0**  
 Mar. 18, 2012 ..... N ..... #5/5 Duke 82, Samford 47

**SAN DIEGO ..... 2-0**

**Home 0-0 • Away 1-0 • Neutral 1-0**  
 Nov. 26, 1988 ..... N ..... Duke 64, San Diego 56  
 Dec. 30, 2005 ..... A ..... #2/2 Duke 119, San Diego 52

**SAN DIEGO STATE ..... 2-0**

**Home 1-0 • Away 0-0 • Neutral 1-0**  
 Jan. 14, 1983 ..... H ..... Duke 82, San Diego State 68  
 Mar. 27, 2010 ..... N ..... #6/6 Duke 66, San Diego State 58

**SAN FRANCISCO ..... 0-1**

**Home 1-0 • Away 0-0 • Neutral 0-0**  
 Mar. 18, 1996 ..... H ..... #13/13 San Francisco 64, Duke 60

**SAN JOSE STATE ..... 1-0**

**Home 0-0 • Away 1-0 • Neutral 0-0**  
 Dec. 29, 1987 ..... A ..... #10/9 Duke 86, San Jose State 47

**SETON HALL ..... 4-2**

**Home 1-1 • Away 3-0 • Neutral 0-1**  
 Dec. 30, 1983 ..... N ..... Seton Hall 74, Duke 67  
 Dec. 19, 1985 ..... A ..... Duke 88, Seton Hall 66  
 Dec. 31, 1989 ..... A ..... Duke 72, Seton Hall 65  
 Dec. 7, 1991 ..... H ..... Seton Hall 67, Duke 60  
 Dec. 10, 1995 ..... H ..... #17/17 Duke 76, Seton Hall 66  
 Dec. 11, 1999 ..... A ..... #20/18 Duke 66, Seton Hall 52

**SHAW ..... 0-2**

**Home 0-1 • Away 0-1 • Neutral 0-0**  
 Feb. 5, 1977 ..... H ..... Shaw 76, Duke 59  
 Feb. 8, 1977 ..... A ..... Shaw 89, Duke 51

**SIENA ..... 1-0**

**Home 0-0 • Away 0-0 • Neutral 1-0**  
 Dec. 20, 2008 ..... N ..... #8/12 Duke 86, Siena 41

**SMU ..... 1-0**

**Home 0-0 • Away 0-0 • Neutral 1-0**  
 Dec. 20, 2006 ..... N ..... #4/4 Duke 75, SMU 45

**SOUTH ALABAMA ..... 1-0**

**Home 0-0 • Away 0-0 • Neutral 1-0**  
 Dec. 21, 1990 ..... N ..... Duke 76, South Alabama 70

**SOUTH CAROLINA ..... 1-1**

**Home 0-1 • Away 0-0 • Neutral 1-0**  
 Nov. 25, 2001 ..... H ..... South Carolina 87, #9/7 Duke 81 (OT)  
 Mar. 25, 2002 ..... N ..... #3/3 Duke 77, #13/13 South Carolina 68

**SOUTH FLORIDA ..... 3-0**

**Home 1-0 • Away 1-0 • Neutral 1-0**  
 Dec. 22, 1990 ..... A ..... Duke 78, South Florida 62  
 Nov. 14, 2004 ..... H ..... #6/6 Duke 82, South Florida 50  
 Nov. 15, 2007 ..... N ..... #10/9 Duke 89, South Florida 52

**SOUTHERN ..... 2-0**

**Home 0-0 • Away 0-0 • Neutral 2-0**  
 Mar. 19, 2006 ..... N ..... #4/4 Duke 96, Southern 27  
 Nov. 22, 2008 ..... N ..... #6/5 Duke 93, Southern 52

**SOUTHERN CALIFORNIA ..... 6-0**

**Home 2-0 • Away 2-0 • Neutral 2-0**  
 Dec. 5, 1987 ..... N ..... #18/16 Duke 78, Southern California 75  
 Mar. 21, 2006 ..... N ..... #4/4 Duke 85, Southern California 51  
 Dec. 19, 2008 ..... A ..... #8/12 Duke 97, Southern California 89 (OT)

Dec. 6, 2009 ..... H ..... #11/12 Duke 78, Southern California 72  
 Nov. 15, 2010 ..... H ..... #6/6 Duke 75, Southern California 50  
 Dec. 22, 2012 ..... A ..... #4/4 Duke 75, Southern California 60

**SOUTHERN ILLINOIS ..... 1-0**

**Home 0-0 • Away 0-0 • Neutral 1-0**  
 Nov. 29, 1997 ..... N ..... Duke 76, Southern Illinois 54

**SE LOUISIANA ..... 1-0**

**Home 0-0 • Away 1-0 • Neutral 0-0**  
 Dec. 30, 1988 ..... A ..... #-/23 Duke 82, Southeastern Louisiana 71

**SOUTHWEST TEXAS STATE ..... 1-0**

**Home 0-0 • Away 1-0 • Neutral 0-0**  
 Dec. 8, 1990 ..... A ..... Duke 68, Southwest Texas State 57

**SW MISSOURI STATE ..... 0-1**

**Home 0-0 • Away 0-0 • Neutral 0-1**  
 Mar. 24, 2001 ..... N ..... #15/15 SW Missouri State 81, #5/5 Duke 71

**STANFORD ..... 2-3**

**Home 1-1 • Away 0-1 • Neutral 1-1**  
 Dec. 20, 1988 ..... H ..... #6/7 Stanford 91, #19/20 Duke 76  
 Nov. 14, 1998 ..... N ..... #4/4 Duke 77, #19/17 Stanford 57  
 Dec. 16, 2008 ..... H ..... #8/12 Duke 56, #3/4 Stanford 52  
 Dec. 15, 2009 ..... A ..... #2/2 Stanford 71, #7/8 Duke 55  
 Mar. 26, 2012 ..... N ..... #2/2 Stanford 81, #5/5 Duke 69

**STEPHEN F. AUSTIN ..... 2-0**

**Home 1-0 • Away 0-0 • Neutral 1-0**  
 Nov. 29, 2003 ..... H ..... #4/4 Duke 119, Stephen F. Austin 53  
 Nov. 26, 2004 ..... N ..... #3/3 Duke 84, Stephen F. Austin 29

**STETSON ..... 3-0**

**Home 1-0 • Away 2-0 • Neutral 0-0**  
 Jan. 8, 1982 ..... A ..... Duke 79, Stetson 59  
 Jan. 25, 1982 ..... H ..... Duke 70, Stetson 44  
 Dec. 20, 1984 ..... A ..... Duke 67, Stetson 56

**SYRACUSE ..... 2-0**

**Home 0-0 • Away 1-0 • Neutral 1-0**  
 Dec. 30, 1995 ..... N ..... #16/16 Duke 84, Syracuse 40  
 Jan. 9, 2014 ..... A ..... #3/3 Duke 86, Syracuse 53

**TCU ..... 2-0**

**Home 0-0 • Away 1-0 • Neutral 1-0**  
 Mar. 17, 2002 ..... N ..... #3/3 Duke 76, #-/25 TCU 66  
 Dec. 6, 2005 ..... A ..... #2/2 Duke 92, TCU 52

**TEMPLE ..... 7-0**

**Home 3-0 • Away 1-1 • Neutral 2-0**  
 Dec. 12, 1998 ..... H ..... #16/15 Duke 112, Temple 34  
 Mar. 20, 2007 ..... N ..... #1/1 Duke 62, Temple 52  
 Nov. 23, 2007 ..... N ..... #9/8 Duke 64, Temple 53  
 Jan. 5, 2009 ..... H ..... #5/11 Duke 87, Temple 52  
 Dec. 31, 2009 ..... A ..... #8/9 Duke 70, Temple 62  
 Dec. 30, 2010 ..... H ..... #3/3 Duke 71, Temple 64  
 Dec. 30, 2011 ..... A ..... #8/7 Duke 65, Temple 54

**TENNESSEE ..... 6-5**

**Home 1-2 • Away 3-0 • Neutral 2-3**  
 Dec. 6, 1998 ..... N ..... #3/3 Tennessee 74, #16/16 Duke 60  
 Mar. 22, 1999 ..... N ..... #10/11 Duke 69, #2/2 Tennessee 63  
 Dec. 27, 2001 ..... N ..... #2/2 Tennessee 89, #9/9 Duke 68  
 Nov. 24, 2002 ..... N ..... #1/1 Duke 76, #2/2 Tennessee 55  
 Apr. 6, 2003 ..... N ..... #4/4 Tennessee 66, #2/1 Duke 56  
 Jan. 24, 2004 ..... H ..... #2/2 Tennessee 72, #1/1 Duke 69  
 Dec. 2, 2004 ..... A ..... #10/9 Duke 59, #4/5 Tennessee 57  
 Jan. 23, 2006 ..... H ..... #2/2 Duke 75, #1/1 Tennessee 53



Jan. 22, 2007.....A.....#1/1 Duke 74, #4/4 Tennessee 70  
 Jan. 28, 2008.....H.....#2/2 Tennessee 67, #9/10 Duke 64  
 Feb. 16, 2009.....A.....#7/10 Duke 62, #13/18 Tennessee 54

**USC UPSTATE.....2-0**

**Home 2-0 • Away 0-0 • Neutral 0-0**

Dec. 11, 2011.....H.....#6/5 Duke 93, USC Upstate 35  
 Nov. 14, 2013.....H.....#2/2 Duke 123, USC Upstate 40

**UT MARTIN.....1-0**

**Home 0-0 • Away 0-0 • Neutral 1-0**

Mar. 19, 2011.....N.....#6/6 Duke 90, UT Martin 45

**TEXAS.....3-1**

**Home 1-0 • Away 1-0 • Neutral 1-1**

Mar. 23, 2002.....N.....#3/3 Duke 62, #14/14 Texas 46  
 Nov. 16, 2003.....N.....#3/3 Texas 85, #4/4 Duke 77  
 Dec. 4, 2005.....A.....#1/2 Duke 84, #18/16 Texas 70  
 Dec. 10, 2006.....H.....#4/4 Duke 80, #22/22 Texas 52

**TEXAS A&M.....1-3**

**Home 1-0 • Away 0-2 • Neutral 0-1**

Nov. 17, 1995.....A.....Texas A&M 83, #17/16 Duke 73  
 Mar. 30, 2008.....N.....#8/9 Texas A&M 77, #9/10 Duke 63  
 Nov. 15, 2009.....A.....#--/16 Texas A&M 95, #6/6 Duke 77  
 Dec. 6, 2010.....H.....#5/5 Duke 61, #7/7 Texas A&M 58

**TEXAS-SAN ANTONIO.....1-0**

**Home 0-0 • Away 0-0 • Neutral 1-0**

Dec. 7, 1990.....N.....Duke 71, San Antonio 68

**TEXAS TECH.....2-0**

**Home 1-0 • Away 0-0 • Neutral 1-0**

Nov. 11, 2001.....H.....#5/4 Duke 85, #7/7 Texas Tech 69  
 Mar. 31, 2003.....N.....#2/1 Duke 57, #7/8 Texas Tech 51

**TOLEDO.....2-1**

**Home 1-0 • Away 0-1 • Neutral 1-0**

Dec. 2, 1983.....N.....Duke 66, Toledo 59  
 Nov. 26, 2000.....H.....#3/3 Duke 71, Toledo 41  
 Nov. 18, 2001.....A.....Toledo 71, Duke 65

**TULANE.....1-0**

**Home 0-0 • Away 1-0 • Neutral 0-0**

Dec. 29, 1988.....A.....#--/23 Duke 80, Tulane 72

**TULSA.....2-0**

**Home 1-0 • Away 1-0 • Neutral 0-0**

Dec. 21, 2002.....A.....#1/1 Duke 90, Tulsa 36  
 Dec. 14, 2003.....H.....#3/4 Duke 90, Tulsa 36

**UCLA.....2-1**

**Home 0-1 • Away 1-0 • Neutral 1-0**

Dec. 20, 1997.....H.....UCLA 93, #17/18 Duke 83  
 Dec. 28, 1998.....A.....#17/19 Duke 85, #9/11 UCLA 80  
 Nov. 10, 2000.....N.....#5/5 Duke 80, UCLA 52

**UTAH.....1-0**

**Home 0-0 • Away 0-0 • Neutral 1-0**

Mar. 25, 2003.....N.....#2/1 Duke 65, Utah 54

**UTAH VALLEY.....1-0**

**Home 1-0 • Away 0-0 • Neutral 0-0**

Dec. 18, 2007.....H.....#14/15 Duke 95, Utah Valley 61

**VALPARAISO.....1-0**

**Home 1-0 • Away 0-0 • Neutral 0-0**

Nov. 23, 2013.....H.....#4/4 Duke 90, Valparaiso 45

**VANDERBILT.....5-2**

**Home 3-0 • Away 1-1 • Neutral 1-1**

Mar. 13, 1982.....N.....Vanderbilt 75, Duke 57  
 Nov. 23, 1998.....A.....#20/15 Duke 79, #18/22 Vanderbilt 71  
 Nov. 24, 1999.....H.....#--/25 Duke 68, Vanderbilt 59  
 Dec. 7, 2006.....H.....#4/4 Duke 69, #11/11 Vanderbilt 48  
 Nov. 28, 2007.....A.....#23/18 Vanderbilt 68, #9/10 Duke 55  
 Mar. 20, 2012.....N.....#5/5 Duke 96, Vanderbilt 80  
 Nov. 21, 2013.....H.....#2/2 Duke 88, Vanderbilt 69

**VILLANOVA.....1-0**

**Home 1-0 • Away 0-0 • Neutral 0-0**

Nov. 28, 1998.....H.....#20/15 Duke 75, Villanova 47

**VIRGINIA.....33-32**

**Home 16-14 • Away 13-17 • Neutral 4-1**

Dec. 5, 1977.....H.....Virginia 74, Duke 57  
 Jan. 24, 1979.....A.....Virginia 68, Duke 61  
 Nov. 25, 1979.....A.....Virginia 74, Duke 58  
 Jan. 23, 1980.....H.....Duke 65, Virginia 63  
 Dec. 10, 1980.....A.....Virginia 73, Duke 57  
 Jan. 27, 1982.....H.....Duke 80, Virginia 63  
 Dec. 30, 1982.....H.....Duke 73, Virginia 63  
 Feb. 5, 1983.....A.....Virginia 66, Duke 63  
 Nov. 29, 1983.....H.....Virginia 72, Duke 58  
 Feb. 4, 1984.....A.....#17 Virginia 82, Duke 55  
 Jan. 5, 1985.....H.....#11/-- Virginia 75, Duke 58  
 Feb. 2, 1985.....A.....#15/17 Virginia 74, Duke 66  
 Jan. 18, 1986.....A.....#4/4 Virginia 90, #20/-- Duke 76  
 Feb. 1, 1986.....H.....#3/3 Virginia 81, #18/23 Duke 67  
 Jan. 24, 1987.....A.....#6/6 Virginia 71, Duke 43  
 Feb. 21, 1987.....H.....Duke 77, #7/9 Virginia 76  
 Jan. 23, 1988.....H.....#9/10 Virginia 72, #13/9 Duke 49  
 Feb. 27, 1988.....A.....#9/10 Virginia 79, Duke 67  
 Jan. 7, 1989.....A.....#13/13 Virginia 78, #20/23 Duke 66  
 Feb. 11, 1989.....H.....#14/14 Virginia 99, Duke 81  
 Jan. 16, 1990.....H.....Duke 84, #9/12 Virginia 74  
 Feb. 10, 1990.....A.....#12/12 Virginia 86, Duke 62  
 Jan. 5, 1991.....H.....#1/1 Virginia 92, Duke 56  
 Feb. 9, 1991.....A.....#1/1 Virginia 86, Duke 61  
 Jan. 1, 1992.....H.....#2/2 Virginia 81, Duke 54  
 Feb. 15, 1992.....A.....#2/2 Virginia 93, Duke 48  
 Mar. 7, 1992.....N.....#1/1 Virginia 81, Duke 55  
 Jan. 9, 1993.....A.....#9/9 Virginia 76, Duke 56  
 Feb. 13, 1993.....H.....#14/14 Virginia 97, Duke 61  
 Jan. 25, 1994.....H.....#12/12 Virginia 87, Duke 66  
 Feb. 12, 1994.....A.....#9/9 Virginia 73, Duke 60  
 Jan. 10, 1995.....A.....#9/11 Virginia 78, Duke 62  
 Feb. 12, 1995.....H.....#8/9 Virginia 67, #21/25 Duke 61  
 Mar. 4, 1995.....N.....#22/25 Duke 83, #6 Virginia 82 (OT)  
 Jan. 8, 1996.....H.....#8/5 Virginia 61, #16/14 Duke 60  
 Feb. 10, 1996.....A.....#14/13 Duke 72, #9/8 Virginia 69  
 Jan. 6, 1997.....A.....#13/13 Virginia 62, #14/14 Duke 55  
 Feb. 19, 1997.....H.....#11/9 Virginia 86, #22/19 Duke 56  
 Jan. 23, 1998.....H.....#24/23 Duke 93, #11/10 Virginia 66  
 Feb. 22, 1998.....A.....#11/13 Duke 85, #15/14 Virginia 78 (OT)  
 Jan. 4, 1999.....H.....#13/17 Duke 84, #22/22 Virginia 68  
 Feb. 4, 1999.....A.....#9/11 Duke 66, #16/16 Virginia 56  
 Dec. 5, 1999.....H.....#22/19 Duke 83, Virginia 62  
 Jan. 30, 2000.....A.....#24/25 Virginia 61, #9/9 Duke 49  
 Jan. 22, 2001.....A.....#4/4 Duke 71, #--/24 Virginia 68  
 Feb. 22, 2001.....H.....#7/6 Duke 76, Virginia 53  
 Dec. 6, 2001.....A.....#11/9 Duke 107, Virginia 73  
 Jan. 20, 2002.....H.....#6/6 Duke 86, Virginia 69  
 Mar. 3, 2002.....N.....#3/3 Duke 71, Virginia 67  
 Jan. 9, 2003.....A.....#1/1 Duke 60, Virginia 59  
 Feb. 10, 2003.....H.....#2/2 Duke 75, Virginia 48  
 Jan. 18, 2004.....A.....#1/2 Duke 63, Virginia 52  
 Feb. 19, 2004.....H.....#4/4 Duke 87, Virginia 54

Jan. 14, 2005.....A.....#1/1 Duke 87, Virginia 65  
 Feb. 10, 2006.....H.....#2/2 Duke 88, Virginia 65  
 Feb. 2, 2007.....A.....#1/1 Duke 76, Virginia 61  
 Mar. 2, 2007.....N.....#1/1 Duke 79, Virginia 58  
 Feb. 24, 2008.....H.....#12/11 Duke 78, Virginia 70  
 Feb. 5, 2009.....A.....#4/8 Duke 81, #17/15 Virginia 67  
 Mar. 6, 2009.....N.....#8/10 Duke 76, #24/20 Virginia 53  
 Feb. 26, 2010.....H.....#6/6 Duke 83, #21/18 Virginia 65  
 Feb. 24, 2011.....A.....#9/9 Duke 71, Virginia 48  
 Jan. 2, 2012.....H.....#7/7 Duke 77, Virginia 66  
 Feb. 8, 2013.....A.....#5/4 Duke 62, Virginia 41  
 Jan. 16, 2014.....H.....#3/3 Duke 90, Virginia 55

**VCU.....6-1**

**Home 3-1 • Away 3-0 • Neutral 0-0**

Jan. 28, 1977.....H.....VCU 49, Duke 48  
 Jan. 20, 1978.....A.....Duke 65, VCU 59  
 Dec. 12, 1978.....A.....Duke 70, VCU 57  
 Jan. 19, 1980.....H.....Duke 64, VCU 58  
 Feb. 15, 1985.....H.....Duke 86, VCU 62  
 Dec. 10, 1988.....A.....Duke 83, VCU 76  
 Nov. 15, 1995.....H.....#17/16 Duke 93, VCU 51

**VIRGINIA TECH.....22-2**

**Home 11-1 • Away 10-1 • Neutral 1-0**

Jan. 24, 1981.....A.....Virginia Tech 66, Duke 55  
 Dec. 11, 1981.....H.....Duke 71, Virginia Tech 58  
 Dec. 5, 1992.....H.....Duke 85, Virginia Tech 63  
 Nov. 17, 1998.....H.....Virginia Tech 72, #6/4 Duke 70  
 Dec. 8, 1999.....A.....#20/18 Duke 70, #24/24 Virginia Tech 61  
 Jan. 9, 2005.....H.....#2/2 Duke 88, #25/25 Virginia Tech 67  
 Feb. 6, 2006.....A.....#2/2 Duke 73, Virginia Tech 62  
 Feb. 22, 2006.....H.....#1/1 Duke 93, Virginia Tech 51  
 Mar. 3, 2006.....N.....#2/2 Duke 69, Virginia Tech 56  
 Jan. 7, 2007.....A.....#3/3 Duke 86, Virginia Tech 54  
 Jan. 29, 2007.....H.....#1/1 Duke 75, Virginia Tech 65  
 Feb. 1, 2008.....H.....#9/11 Duke 85, Virginia Tech 50  
 Feb. 22, 2008.....A.....#11/11 Duke 72, Virginia Tech 60  
 Jan. 16, 2009.....A.....#4/10 Duke 57, Virginia Tech 52  
 Feb. 19, 2009.....H.....#7/8 Duke 62, Virginia Tech 46  
 Jan. 21, 2010.....H.....#6/7 Duke 69, Virginia Tech 38  
 Feb. 14, 2010.....A.....#8/7 Duke 65, Virginia Tech 53  
 Jan. 16, 2011.....A.....#3/3 Duke 57, Virginia Tech 43  
 Feb. 20, 2011.....H.....#7/7 Duke 90, Virginia Tech 40  
 Jan. 15, 2012.....A.....#7/6 Duke 61, Virginia Tech 34  
 Feb. 15, 2012.....H.....#5/5 Duke 67, Virginia Tech 45  
 Jan. 16, 2013.....H.....#4/4 Duke 58, Virginia Tech 26  
 Feb. 14, 2013.....A.....#5/4 Duke 77, Virginia Tech 33  
 Jan. 19, 2014.....A.....#3/3 Duke 74, Virginia Tech 70

**WAGNER.....2-0**

**Home 0-0 • Away 2-0 • Neutral 0-0**

Jan. 7, 1983.....A.....Duke 87, Wagner 56  
 Dec. 25, 1989.....A.....Duke 66, Wagner 56

**WAKE FOREST.....58-16**

**Home 26-6 • Away 24-8 • Neutral 8-2**

Jan. 19, 1977.....A.....Wake Forest 57, Duke 52  
 Dec. 8, 1977.....H.....Wake Forest 55, Duke 54  
 Nov. 30, 1978.....A.....Duke 65, Wake Forest 52  
 Jan. 29, 1979.....H.....Duke 77, Wake Forest 66  
 Nov. 24, 1979.....N.....Duke 80, Wake Forest 70  
 Jan. 16, 1980.....H.....Duke 71, Wake Forest 68  
 Dec. 8, 1980.....H.....Duke 98, Wake Forest 75  
 Jan. 14, 1981.....A.....Duke 86, Wake Forest 61  
 Dec. 1, 1981.....A.....Wake Forest 67, Duke 60  
 Jan. 12, 1982.....H.....Duke 75, Wake Forest 52  
 Feb. 2, 1983.....A.....Duke 76, Wake Forest 58  
 Jan. 20, 1984.....H.....Duke 66, Wake Forest 57

Feb. 1, 1984..... A..... Wake Forest 73, Duke 58  
 Dec. 5, 1984..... A..... Wake Forest 64, Duke 53  
 Jan. 19, 1985..... H..... Wake Forest 59, Duke 55  
 Dec. 4, 1985..... H..... Duke 77, Wake Forest 67  
 Feb. 15, 1986..... A..... #20/--Duke 76, Wake Forest 59  
 Mar. 1, 1986..... N..... Wake Forest 72, #-/25 Duke 71  
 Jan. 14, 1987..... H..... Wake Forest 73, Duke 72  
 Jan. 31, 1987..... A..... Duke 84, Wake Forest 63  
 Jan. 12, 1988..... A..... Wake Forest 58, #11/11 Duke 57  
 Feb. 16, 1988..... H..... Wake Forest 62, Duke 59  
 Jan. 24, 1989..... H..... Wake Forest 72, Duke 69  
 Feb. 27, 1989..... A..... Wake Forest 79, Duke 74  
 Jan. 24, 1990..... A..... Wake Forest 72, Duke 63  
 Feb. 3, 1990..... H..... Duke 66, Wake Forest 61  
 Jan. 18, 1991..... H..... Duke 65, Wake Forest 52  
 Feb. 16, 1991..... A..... Wake Forest 68, Duke 51  
 Jan. 18, 1992..... A..... Duke 73, Wake Forest 59  
 Feb. 26, 1992..... H..... Duke 69, Wake Forest 61  
 Mar. 6, 1992..... N..... Duke 61, Wake Forest 52  
 Jan. 25, 1993..... H..... Wake Forest 64, Duke 60  
 Feb. 19, 1993..... A..... Duke 71, Wake Forest 59  
 Mar. 5, 1993..... N..... Wake Forest 70, Duke 69  
 Jan. 2, 1994..... A..... Duke 56, Wake Forest 50  
 Feb. 1, 1994..... H..... Duke 60, Wake Forest 51  
 Jan. 16, 1995..... H..... Duke 76, Wake Forest 58  
 Feb. 16, 1995..... A..... #22/25 Duke 78, Wake Forest 66  
 Jan. 14, 1996..... A..... #16/16 Duke 74, Wake Forest 64  
 Feb. 8, 1996..... H..... #14/13 Duke 85, Wake Forest 66  
 Mar. 1, 1996..... N..... #12/12 Duke 67, Wake Forest 61  
 Jan. 9, 1997..... H..... #14/14 Duke 82, Wake Forest 70  
 Feb. 6, 1997..... A..... #20/20 Duke 81, Wake Forest 58  
 Jan. 2, 1998..... A..... #23/22 Duke 73, Wake Forest 60  
 Feb. 2, 1998..... H..... #14/16 Duke 79, Wake Forest 55  
 Jan. 11, 1999..... A..... #12/16 Duke 74, Wake Forest 59  
 Feb. 11, 1999..... H..... #7/7 Duke 86, Wake Forest 48  
 Jan. 13, 2000..... H..... #8/11 Duke 82, Wake Forest 48  
 Feb. 14, 2000..... A..... #14/12 Duke 69, Wake Forest 38  
 Jan. 2, 2001..... H..... #5/5 Duke 81, Wake Forest 56  
 Feb. 1, 2001..... A..... #4/4 Duke 66, Wake Forest 58  
 Mar. 2, 2001..... N..... #4/4 Duke 75, Wake Forest 68 (OT)  
 Jan. 6, 2002..... H..... #11/10 Duke 91, Wake Forest 46  
 Feb. 7, 2002..... A..... #5/5 Duke 83, Wake Forest 60  
 Jan. 16, 2003..... H..... #1/1 Duke 71, Wake Forest 61  
 Feb. 17, 2003..... A..... #2/2 Duke 83, Wake Forest 41  
 Mar. 7, 2003..... N..... #2/2 Duke 64, Wake Forest 59  
 Dec. 5, 2003..... A..... #4/4 Duke 88, Wake Forest 55  
 Feb. 12, 2004..... H..... #4/4 Duke 80, Wake Forest 55  
 Mar. 6, 2004..... N..... #1/1 Duke 77, Wake Forest 59  
 Jan. 19, 2005..... A..... #1/1 Duke 99, Wake Forest 86  
 Mar. 5, 2005..... N..... #6/6 Duke 107, Wake Forest 50  
 Jan. 2, 2006..... H..... #2/2 Duke 100, Wake Forest 54  
 Feb. 11, 2007..... A..... #1/1 Duke 77, Wake Forest 45  
 Feb. 10, 2008..... H..... #11/12 Duke 71, Wake Forest 36  
 Feb. 25, 2009..... A..... #10/11 Duke 83, Wake Forest 50  
 Jan. 10, 2010..... H..... #9/9 Duke 65, Wake Forest 51  
 Feb. 11, 2011..... A..... #5/7 Duke 82, Wake Forest 39  
 Mar. 4, 2011..... N..... #8/7 Duke 79, Wake Forest 50  
 Jan. 6, 2012..... A..... #7/6 Duke 76, Wake Forest 58  
 Feb. 2, 2012..... H..... #5/5 Duke 75, Wake Forest 43  
 Jan. 13, 2013..... A..... #4/5 Duke 73, Wake Forest 44  
 Feb. 17, 2013..... H..... #5/4 Duke 81, Wake Forest 70  
 Feb. 27, 2014..... H..... #7/7 Duke 71, Wake Forest 56

**WASHINGTON .....0-2**  
**Home 0-0 • Away 0-1 • Neutral 0-1**  
 Dec. 27, 1985..... N..... Washington 83, Duke 71  
 Dec. 28, 1992..... A..... Washington 72, Duke 48

**WESTERN CAROLINA .....3-3**  
**Home 3-1 • Away 0-2 • Neutral 0-0**  
 Feb. 11, 1977..... A..... Western Carolina 77, Duke 45  
 Feb. 18, 1978..... H..... Western Carolina 93, Duke 56  
 Feb. 17, 1979..... A..... Western Carolina 89, Duke 78  
 Feb. 28, 1983..... H..... Duke 77, Western Carolina 67  
 Dec. 6, 1989..... H..... Duke 77, Western Carolina 64  
 Feb. 9, 1994..... H..... Duke 117, Western Carolina 44

**WESTERN KENTUCKY .....5-0**  
**Home 2-0 • Away 2-0 • Neutral 1-0**  
 Mar. 20, 2000..... H..... #7/10 Duke 90, Western Kentucky 70  
 Nov. 28, 2008..... A..... #12/13 Duke 59, Western Kentucky 56  
 Nov. 26, 2009..... N..... #10/12 Duke 70, Western Kentucky 47  
 Nov. 21, 2010..... H..... #6/6 Duke 82, Western Kentucky 55  
 Nov. 20, 2011..... A..... #8/8 Duke 80, Western Kentucky 54

**WEST TEXAS STATE .....1-0**  
**Home 0-0 • Away 1-0 • Neutral 0-0**  
 Mar. 20, 1986..... A..... Duke 68, West Texas State 67

**WEST VIRGINIA .....2-0**  
**Home 1-0 • Away 1-0 • Neutral 0-0**  
 Dec. 18, 1995..... A..... #16/18 Duke 84, West Virginia 64  
 Nov. 27, 1996..... H..... #16/17 Duke 84, West Virginia 70

**WILLIAM & MARY .....4-0**  
**Home 2-0 • Away 1-0 • Neutral 1-0**  
 Nov. 24, 1984..... N..... Duke 86, William & Mary 48  
 Dec. 5, 1988..... H..... Duke 65, William & Mary 47  
 Dec. 9, 1989..... A..... Duke 65, William & Mary 62  
 Nov. 18, 2000..... H..... #3/3 Duke 81, William & Mary 46

**WINTHROP .....2-0**  
**Home 2-0 • Away 0-0 • Neutral 0-0**  
 Dec. 9, 1986..... H..... Duke 80, Winthrop 45  
 Mar. 22, 2014..... H..... #7/8 Duke 87, Winthrop 45

**WISCONSIN .....2-0**  
**Home 1-0 • Away 1-0 • Neutral 0-0**  
 Nov. 27, 1987..... H..... #19/18 Duke 86, Wisconsin 66  
 Dec. 2, 2010..... A..... #5/5 Duke 59, Wisconsin 51

**WISCONSIN-GREEN BAY .....1-0**  
**Home 1-0 • Away 1-0 • Neutral 0-0**  
 Jan. 2, 1991..... H..... Duke 70, Wisconsin-Green Bay 59

**WISCONSIN-MILWAUKEE .....2-0**  
**Home 1-0 • Away 0-0 • Neutral 1-0**  
 Dec. 3, 1994..... H..... Duke 104, Wisconsin-Milwaukee 34  
 Mar. 17, 2001..... N..... #5/5 Duke 96, Wisconsin-Milwaukee 63

**XAVIER .....4-1**  
**Home 1-1 • Away 2-0 • Neutral 1-0**  
 Jan. 5, 1981..... A..... Duke 74, Xavier 46  
 Dec. 28, 1990..... H..... Xavier 78, Duke 73  
 Dec. 21, 2010..... H..... #3/3 Duke 46, #4/4 Xavier 45  
 Nov. 25, 2012..... A..... #4/4 Duke 82, Xavier 59  
 Nov. 28, 2013..... N..... #2/2 Duke 81, Xavier 54

**YALE .....1-0**  
**Home 1-0 • Away 0-0 • Neutral 0-0**  
 Dec. 6, 1991..... H..... Duke 60, Yale 55

School	Record	Last									
Alabama	1-1	2013	Hartford	0-1	2008	Oklahoma	1-1	2013	Virginia	33-32	2014
Albany	2-0	2013	Harvard	3-0	1990	Oklahoma State	4-0	2013	VCU	6-1	1996
American	1-0	1993	Hofstra	2-0	1989	Old Dominion	8-4	2014	Virginia Tech	22-2	2014
Appalachian State	10-4	1994	Holy Cross	4-0	2007	Oral Roberts	1-0	2000	Wagner	2-0	1989
Arizona State	1-0	2008	Houston	2-0	2007	Pacific	1-0	2004	Wake Forest	58-16	2014
Arkansas	2-1	2002	Houston Baptist	1-0	2009	Peace	2-1	1980	Washington	0-2	1993
Arkansas State	2-0	2005	Howard	2-0	2002	Penn State	5-1	2007	Western Carolina	3-3	1994
Auburn	5-0	2011	Illinois	0-3	1998	Pennsylvania	1-0	1984	Western Kentucky	5-0	2011
Austin Peay	1-0	2009	Illinois State	1-0	1997	Pepperdine	1-0	1996	West Texas State	1-0	1986
Ball State	2-0	2005	Iona	1-0	2012	Pfeiffer	0-1	1975	West Virginia	2-0	1997
Baptist	1-0	1982	Iowa	1-0	2008	Pittsburgh	5-0	2014	William & Mary	4-0	2000
Baylor	0-1	2010	Iowa State	2-0	2002	Presbyterian	1-0	2012	Winthrop	2-0	2014
Boston College	12-2	2014	Indiana State	2-0	1994	Princeton	3-0	1994	Wisconsin	2-0	2010
Boston University	2-0	2006	Jacksonville State	1-0	2004	Providence	3-1	2010	Wisconsin-Green Bay	1-0	1991
Bowling Green	1-0	2006	James Madison	6-1	2010	Purdue	6-3	2013	Wisconsin-Milwaukee	2-0	2001
Brigham Young	3-0	2011	Kansas	1-0	2013	Quinnipiac	1-0	2008	Xavier	4-1	2013
Bucknell	1-0	2007	Kansas State	1-0	2004	Radford	3-0	1993	Yale	1-0	1991
California	3-1	2013	Kent	2-0	1997	Rhode Island	1-0	2004			
CSU-Bakersfield	1-0	2012	Kentucky	4-1	2013	Richmond	6-1	1997			
Campbell	3-5	2000	LaSalle	0-1	1980	Rider	1-0	1985			
Canisius	1-0	2005	Liberty	3-0	2004	Rutgers	3-2	2007			
Catawba	1-0	1979	Louisiana State	3-2	2010	Sacramento State	1-0	1999			
Central Michigan	1-0	2013	Louisiana Tech	2-0	2004	Saint Joseph's	4-1	2002			
Charleston Southern	2-0	2002	Louisville	1-1	1998	Samford	1-0	2012			
Charlotte	7-3	2010	Loyola (Maryland)	2-0	1994	San Diego	2-0	2005			
Cheyney State	2-0	1985	Loyola Marymount	1-0	2003	San Diego State	2-0	2010			
Cincinnati	0-1	1980	Maine	2-0	2009	San Francisco	0-1	1996			
Clemson	37-32	2014	Manhattan	5-1	1997	San Jose State	1-0	1987			
Cleveland State	1-0	1988	Marist	2-0	2011	Seton Hall	4-2	1999			
College of Charleston	1-0	1990	Marquette	2-0	2004	Shaw	0-2	1977			
Colorado	0-1	1980	Marshall	0-1	1981	Siena	1-0	2008			
Colorado State	1-0	2005	Mars Hill	2-0	1984	SMU	1-0	2006			
Connecticut	3-10	2013	Marquette	2-0	2013	South Alabama	1-0	1990			
Dartmouth	1-0	2006	Maryland	41-39	2014	South Carolina	1-1	2002			
Dayton	0-1	1980	McNeese State	1-0	1993	South Florida	3-0	2007			
Davidson	3-1	2004	Md.-Eastern Shore	1-2	1985	Southern	2-0	2008			
Delaware	1-0	1996	Miami (Fla.)	11-1	2014	Southern California	6-0	2012			
Denver	1-0	2007	Miami (Ohio)	1-0	1993	Southern Illinois	1-0	1998			
DePaul	2-2	2014	Michigan	4-0	2012	SE Louisiana	1-0	1988			
Detroit	3-0	2002	Michigan State	2-1	2009	Southwest Texas State	1-0	1990			
Drake	1-0	1992	Middle Tennessee St.	1-0	1998	SW Missouri State	0-1	2001			
Duquesne	1-0	2000	Minnesota	0-1	2004	St. John's	3-0	2013			
East Carolina	6-9	2002	Mississippi State	1-0	1996	Stanford	2-3	2012			
East Tennessee State	5-0	1992	Monmouth	1-0	2012	Stephen F. Austin	2-0	2004			
Eastern Kentucky	1-1	1983	Montana	1-0	1994	Stetson	3-0	1984			
Eastern Washington	1-0	1988	Morgan State	1-0	1993	Syracuse	2-0	2014			
Elon College	3-4	2003	Murray State	1-0	2008	TCU	2-0	2005			
Fairfield	2-0	2005	Nebraska	1-0	2013	Temple	7-0	2011			
Florida	2-1	1998	New Hampshire	1-0	1989	Tennessee	6-5	2009			
Florida A&M	1-0	1999	Norfolk State	1-0	2002	Tennessee-Martin	1-0	2011			
Florida International	1-1	2002	Northeastern	2-0	2006	Texas	3-1	2006			
Florida State	36-8	2014	Northwestern State	2-1	2004	Texas A&M	1-3	2010			
Furman	4-0	1984	North Carolina	39-49	2014	Texas-San Antonio	1-0	1990			
Gardner-Webb	1-0	2011	N.C. A&T	1-0	1984	Texas Tech	2-0	2003			
George Mason	3-0	2000	N.C. Central	5-3	2009	Toledo	2-1	2001			
George Washington	1-1	1997	N.C. State	35-40	2014	Tulane	1-0	1988			
Georgetown	4-0	2001	UNC Asheville	9-0	1999	Tulsa	2-0	2003			
Georgia	3-0	2005	UNC Greensboro	10-2	2007	UCLA	2-1	2000			
Georgia Southern	2-1	2009	UNC Wilmington	8-2	2011	USC Upstate	2-0	2013			
Georgia State	1-1	2003	North Georgia	1-0	1982	Utah	1-0	2003			
Georgia Tech	59-7	2014	Northern Illinois	1-0	1987	Utah Valley	1-0	2007			
Guilford	2-0	1980	Notre Dame	1-9	2014	Valparaiso	1-0	2012			
Hampton	5-0	2013	Ohio	1-0	1998	Vanderbilt	5-2	2013			
			Ohio State	1-0	2009	Villanova	1-0	1999			

Bold denotes ACC School

## America East Conference

Opponent	GP	W	L
Albany	2	2	0
Hartford	1	0	1
Maine	2	2	0
New Hampshire	1	1	0
<b>Total</b>	<b>6</b>	<b>5</b>	<b>1</b>

## American Athletic Conference

Opponent	GP	W	L
Connecticut	13	3	10
Cincinnati	1	0	1
East Carolina	15	6	9
Houston	2	2	0
SMU	1	1	0
South Florida	3	3	0
Temple	7	7	0
Tulane	1	1	0
Tulsa	2	2	0
<b>Total</b>	<b>45</b>	<b>25</b>	<b>20</b>

## Atlantic Coast Conference

Opponent	GP	W	L
Boston College	14	12	2
Clemson	69	37	32
Florida State	44	36	8
Georgia Tech	66	57	7
Louisville	2	1	1
Miami (Fla)	12	11	1
North Carolina	89	40	49
N.C. State	74	34	40
Notre Dame	10	1	9
Pittsburgh	5	5	0
Syracuse	2	2	0
Virginia	65	33	32
Virginia Tech	23	21	2
Wake Forest	76	58	18
<b>Total</b>	<b>551</b>	<b>348</b>	<b>201</b>

## Atlantic Sun Conference

Opponent	GP	W	L
East Tenn. St.	5	5	0
Stetson	3	3	0
USC Upstate	2	2	0
<b>Total</b>	<b>10</b>	<b>10</b>	<b>0</b>

## Atlantic 10 Conference

Opponent	GP	W	L
Davidson	4	3	1
Dayton	1	0	1
Duquesne	1	1	0
George Mason	3	3	0
G. Washington	2	1	1
La Salle	1	0	1
Rhode Island	1	1	0
Richmond	7	6	1
St. Joseph's	5	4	1
VCU	7	6	1
<b>Total</b>	<b>32</b>	<b>25</b>	<b>7</b>

## Big East Conference

Opponent	GP	W	L
DePaul	4	2	2
Georgetown	4	4	0
Marquette	4	4	0
Providence	4	3	1
Seton Hall	6	4	2
St. John's	3	3	0
Villanova	1	1	0
Xavier	5	4	1
<b>Total</b>	<b>31</b>	<b>25</b>	<b>6</b>

## Big Sky Conference

Opponent	GP	W	L
Eastern Wash.	1	1	0
Montana	1	1	0
Sacramento St.	1	1	0
<b>Total</b>	<b>3</b>	<b>3</b>	<b>0</b>

## Big South Conference

Opponent	GP	W	L
Campbell	8	3	5
Charleston So.	2	2	0
Gardner-Webb	1	1	0
Liberty	3	3	0
Presbyterian	1	1	0
UNC Asheville	9	9	0
Radford	3	3	0
Winthrop	2	2	0
<b>Total</b>	<b>29</b>	<b>24</b>	<b>5</b>

## Big Ten Conference

Opponent	GP	W	L
Illinois	3	0	3
Iowa	1	1	0
Maryland	80	41	39
Michigan	4	4	0
Michigan State	3	2	1
Minnesota	1	0	1
Nebraska	1	1	0
Ohio State	1	1	0
Penn State	6	5	1
Purdue	9	6	3
Rutgers	5	3	2
Wisconsin	2	2	0
<b>Total</b>	<b>116</b>	<b>66</b>	<b>50</b>

## Big 12 Conference

Opponent	GP	W	L
Baylor	1	0	1
Iowa State	2	2	0
Kansas	1	1	0
Kansas State	1	1	0
Oklahoma	2	1	1
Oklahoma State	4	4	0
TCU	2	2	0
Texas	4	3	1
Texas Tech	3	3	0
West Virginia	2	2	0
<b>Total</b>	<b>22</b>	<b>19</b>	<b>3</b>

## Colonial Athletic Conference

Opponent	GP	W	L
C. of Charleston	1	1	0
Delaware	1	1	0
Elon	7	3	4
Hofstra	2	2	0
James Madison	7	6	1
UNC Wilmington	10	8	2
Northeastern	2	2	0
William & Mary	4	4	0
<b>Total</b>	<b>34</b>	<b>27</b>	<b>7</b>

## Conference USA

Opponent	GP	W	L
Charlotte	10	7	3
Florida Int'l	2	1	1
Louisiana Tech	2	2	0
Marshall	1	0	1
Middle Tenn. St.	1	1	0
Old Dominion	11	8	3
Texas-San Ant.	1	1	0
Western Ky.	5	5	0
<b>Total</b>	<b>33</b>	<b>25</b>	<b>8</b>

## Horizon League

Opponent	GP	W	L
Cleveland St.	1	1	0
Detroit	3	3	0
Wis.-Green Bay	1	1	0
Wis.-Milwaukee	2	2	0
<b>Total</b>	<b>7</b>	<b>7</b>	<b>0</b>

## Ivy League

Opponent	GP	W	L
Harvard	3	3	0
Pennsylvania	1	1	0
Princeton	3	3	0
Yale	1	1	0
Dartmouth	1	1	0
<b>Total</b>	<b>9</b>	<b>9</b>	<b>0</b>

## Metro Atlantic Conference

Opponent	GP	W	L
Canisius	1	1	0
Fairfield	2	2	0
Iona	1	1	0
Manhattan	6	5	1
Marist	2	2	0
Monmouth	1	1	0
Quinnipiac	1	1	0
Rider	1	1	0
Siena	1	1	0
<b>Total</b>	<b>16</b>	<b>15</b>	<b>1</b>

## Mid-American Conference

Opponent	GP	W	L
Ball State	2	2	0
Kent State	2	2	0
Miami (Ohio)	1	1	0
Northern Illinois	1	1	0
Ohio	1	1	0
Toledo	3	2	1
Bowling Green	1	1	0
Central Mich.	1	1	0
<b>Total</b>	<b>12</b>	<b>11</b>	<b>1</b>

## Mid-Eastern Conference

Opponent	GP	W	L
Florida A&M	1	1	0
Hampton	5	5	0
Howard	2	2	0
Md.-East. Shore	3	1	2
Morgan State	1	1	0
Norfolk State	1	1	0
N.C. Central	2	2	0
N.C. A&T	1	1	0
<b>Total</b>	<b>16</b>	<b>14</b>	<b>2</b>

## Missouri Valley Conference

Opponent	GP	W	L
Drake	1	1	0
Illinois State	1	1	0
Indiana State	2	2	0
Missouri State	1	0	1
Southern Illinois	1	1	0
<b>Total</b>	<b>6</b>	<b>5</b>	<b>1</b>

## Mountain West Conference

Opponent	GP	W	L
Colorado State	1	1	0
San Diego State	2	2	0
San Jose State	1	1	0
<b>Total</b>	<b>4</b>	<b>4</b>	<b>0</b>

## Northeast Conference

Opponent	GP	W	L
Wagner	2	2	0
<b>Total</b>	<b>2</b>	<b>2</b>	<b>0</b>

## Ohio Valley Conference

Opponent	GP	W	L
Austin Peay	1	1	0
Eastern Ky.	2	1	1
Jacksonville St.	1	1	0
Murray State	1	1	0
UT Martin	1	1	0
<b>Total</b>	<b>6</b>	<b>5</b>	<b>1</b>

## Pacific-12 Conference

Opponent	GP	W	L
Arizona State	1	1	0
California	3	2	1
Colorado	1	0	1
USC	6	6	0
Stanford	5	2	3
UCLA	3	2	1
Utah	1	1	0
Washington	2	0	2
<b>Total</b>	<b>22</b>	<b>14</b>	<b>8</b>

## Patriot Conference

Opponent	GP	W	L
American	1	1	0
Boston U.	2	2	0
Bucknell	1	1	0
Holy Cross	4	4	0
Loyola (Md.)	2	2	0
<b>Total</b>	<b>10</b>	<b>10</b>	<b>0</b>

## Southeastern Conference

Opponent	GP	W	L
Alabama	2	1	1
Arkansas	3	2	1
Auburn	5	5	0
Florida	3	2	1
Georgia	3	3	0
Kentucky	5	4	1
LSU	5	3	2
Mississippi State	1	1	0
South Carolina	2	1	1
Tennessee	11	6	5
Texas A&M	3	1	2
Vanderbilt	7	5	2
<b>Total</b>	<b>50</b>	<b>34</b>	<b>16</b>

## Southern Conference

Opponent	GP	W	L
Furman	4	4	0
Samford	1	1	0
UNCG	12	10	2
West. Carolina	6	3	3
<b>Total</b>	<b>23</b>	<b>18</b>	<b>5</b>

## Southland Conference

Opponent	GP	W	L
Houston Baptist	1	1	0
McNeese State	1	1	0
Northwest. St.	3	2	1
Southeast. La.	1	1	0
Stephen Austin	2	2	0
<b>Total</b>	<b>8</b>	<b>7</b>	<b>1</b>

## Southwestern Conference

Opponent	GP	W	L
Southern	2	2	0
<b>Total</b>	<b>2</b>	<b>2</b>	<b>0</b>

## Summit Conference

Opponent	GP	W	L
Denver	1	1	0
Oral Roberts	1	1	0
<b>Total</b>	<b>2</b>	<b>2</b>	<b>0</b>



GAMES BY DATE

2014-15 WOMEN'S BASKETBALL MEDIA GUIDE

YEAR	OPPONENT	LOCATION	SCORE	RESULT	YEAR	OPPONENT	LOCATION	SCORE	RESULT
					2008	Hartford	Chicago, Ill.	51-53	L
					2010	Western Kentucky	Durham, N.C.	82-55	W
					2013	Vanderbilt	Durham, N.C.	88-69	W
<b>NOVEMBER 10 (2-0)</b>					<b>NOVEMBER 22 (6-1)</b>				
2000	UCLA	Albuquerque, N.M.	80-52	W	1980	LaSalle	Philadelphia, Pa.	57-84	L
2013	California	Berkeley, Calif.	70-58	W	1997	Notre Dame	Durham, N.C.	80-62	W
<b>NOVEMBER 11 (5-0)</b>					2000	Boston College	Boston, Mass.	67-49	W
2000	LSU	Albuquerque, N.M.	56-45	W	2002	East Carolina	Durham, N.C.	108-46	W
2001	Texas Tech	Durham, N.C.	85-69	W	2005	Fairfield	Durham, N.C.	110-44	W
2006	Northeastern	Durham, N.C.	102-49	W	2007	Purdue	Durham, N.C.	53-41	W
2007	Denver	Denver, Colo.	57-37	W	2008	Southern	Chicago, Ill.	93-52	W
2011	Brigham Young	Provo, Utah	61-55	W	<b>NOVEMBER 23 (8-0)</b>				
<b>NOVEMBER 12 (1-0)</b>					1984	Furman	Durham, N.C.	103-66	W
2004	Davidson	Durham, N.C.	89-69	W	1985	Maryland-Eastern Shore	Durham, N.C.	85-68	W
<b>NOVEMBER 13 (2-1)</b>					1991	East Tennessee State	Johnson City, Tenn.	104-71	W
1998	Connecticut	San Jose, Calif.	74-104	L	1996	UNC Asheville	Durham, N.C.	90-52	W
2009	Houston Baptist	Houston, Texas	104-35	W	1998	Vanderbilt	Durham, N.C.	79-71	W
2010	Brigham Young	Durham, N.C.	69-54	W	2003	Purdue	Durham, N.C.	93-63	W
<b>NOVEMBER 14 (4-0)</b>					2007	Temple	Durham, N.C.	64-53	W
1998	Stanford	San Jose, Calif.	77-57	W	2012	Valparaiso	Durham, N.C.	90-45	W
2004	South Florida	Durham, N.C.	82-50	W	<b>NOVEMBER 24 (9-1)</b>				
2008	Oklahoma St.	Durham, N.C.	77-68	W	1979	Wake Forest	Charlottesville, Va.	80-70	W
2013	USC Upstate	Durham, N.C.	123-40	W	1984	William & Mary	Winston-Salem, N.C.	86-48	W
<b>NOVEMBER 15 (3-1)</b>					1990	Louisville	Lansing, Mich.	66-73	L
1995	Virginia Commonwealth	Richmond, Va.	93-51	W	1995	Pepperdine	New Orleans, La.	108-70	W
1999	UNC Greensboro	Greensboro, N.C.	72-47	W	1996	UNC Greensboro	Durham, N.C.	98-68	W
2009	Texas A&M	College Station, Texas	77-95	L	1999	Vanderbilt	Durham, N.C.	68-59	W
2010	Southern California	Durham, N.C.	75-50	W	2001	Davidson	Durham, N.C.	107-58	W
<b>NOVEMBER 16 (2-1)</b>					2002	Tennessee	Raleigh, N.C.	76-55	W
2001	Elon	Durham, N.C.	102-52	W	2010	Pittsburgh	Pittsburgh, Pa.	93-55	W
2003	Texas	West Lafayette, Ind.	77-85	L	2013	Marquette	Milwaukee, Wis.	78-61	W
2008	Maine	Durham, N.C.	98-31	W	<b>NOVEMBER 25 (8-4)</b>				
<b>NOVEMBER 17 (2-4)</b>					1979	Virginia	Charlottesville, Va.	58-74	L
1995	Texas A&M	College Station, Texas	73-83	L	1988	Eastern Washington	Bangor, Maine	79-57	W
1998	Virginia Tech	Durham, N.C.	70-72	L	1989	Illinois	Bowling Green, Ky.	63-68	L
2004	Notre Dame	South Bend, Ind.	65-76	L	1990	Georgetown	Lansing, Mich.	80-68	W
1999	Boston College	Durham, N.C.	70-77	L	1995	Mississippi State	New Orleans, La.	72-67	W
2012	Presbyterian	Durham, N.C.	84-45	W	2000	Duquesne	Durham, N.C.	97-66	W
2013	Alabama	Durham, N.C.	92-57	W	2001	South Carolina	Durham, N.C.	81-87	L (OT)
<b>NOVEMBER 18 (6-1)</b>					2005	Arkansas State	Durham, N.C.	110-56	W
2000	William & Mary	Williamsburg, Va.	81-46	W	2006	Michigan	Ann Arbor, Mich.	92-47	W
2001	Toledo	Toledo, Ohio	65-71	L	2007	Connecticut	St. Thomas, USVI	48-74	L
2005	Penn State	State College, Pa.	93-67	W	2011	Gardner-Webb	Freeport, Bahamas	97-31	W
2007	UNC Greensboro	Durham, N.C.	84-39	W	2013	Xavier	Cincinnati, Ohio	82-59	W
2010	Auburn	Auburn, Ala.	75-62	W	<b>NOVEMBER 26 (10-1)</b>				
2011	Auburn	Durham, N.C.	73-50	W	1982	Eastern Kentucky	Durham, N.C.	74-57	W
2012	Iona	Durham, N.C.	100-31	W	1983	N.C. Central	Durham, N.C.	103-60	W
<b>NOVEMBER 19 (4-0)</b>					1985	Cheyney	Durham, N.C.	98-66	W
1997	UNC Greensboro	Durham, N.C.	78-51	W	1988	San Diego	Bangor, Maine	64-56	W
2004	Penn State	Durham, N.C.	66-58	W	1989	St. Johns	Bowling Green, Ky.	95-63	W
2006	Houston	Houston, Texas	81-35	W	1993	Morgan State	Durham, N.C.	116-63	W
2009	Georgia Southern	Durham, N.C.	69-42	W	1994	Montana	Norfolk, Va.	89-49	W
<b>NOVEMBER 20 (5-0)</b>					2000	Toledo	Durham, N.C.	71-41	W
1981	George Washington	Durham, N.C.	82-45	W	2004	Stephen F. Austin	Grand Bahama Island, Bahamas	84-29	W
1984	N.C. Central	Durham, N.C.	109-53	W	2009	Western Kentucky	Cancun, Mexico	70-47	W
2000	Penn State	State College, Pa.	88-87	W	2011	Notre Dame	Freeport, Bahamas	54-56	L
2005	Old Dominion	Norfolk, Va.	93-56	W	<b>NOVEMBER 27 (10-1)</b>				
2011	Western Kentucky	Bowling Green, Ky.	80-54	W	1981	Georgia Tech	Durham, N.C.	62-50	W
<b>NOVEMBER 21 (4-4)</b>					1983	Mars Hill	Durham, N.C.	90-47	W
1980	St. Joseph's	Philadelphia, Pa.	57-84	L	1987	Wisconsin	Durham, N.C.	86-66	W
1981	Marshall	Durham, N.C.	57-58	L	1991	UNC Wilmington	Durham, N.C.	94-37	W
1998	Notre Dame	South Bend, Ind.	57-84	L	1994	Old Dominion	Norfolk, Va.	59-64	L
2003	Elon	Durham, N.C.	108-26	W	1996	West Virginia	Durham, N.C.	84-70	W
2006	Penn State	Durham, N.C.	70-42	W	1999	Florida A&M	Durham, N.C.	93-38	W
					2004	Kansas State	Grand Bahama Island, Bahamas	63-51	W
					2005	Auburn	Durham, N.C.	69-37	W
					2009	Marquette	Cancun, Mexico	74-43	W
					2010	Charlotte	Charlotte, N.C.	61-55	W

<b>NOVEMBER 28 (11-1)</b>					1981	North Carolina	Durham, N.C.	47-73	L
1978	UNC Wilmington	Durham, N.C.	71-61	W	1983	Eastern Kentucky	Richmond, Ky.	44-46	L
1984	Mars Hill	Durham, N.C.	93-60	W	1986	Clemson	Durham, N.C.	78-72	W
1986	Florida	Chicago, Ill.	76-74	W	1988	James Madison	Durham, N.C.	80-79	W
1989	Appalachian State	Boone, N.C.	73-65	W	1994	Wisconsin- Milwaukee	Durham, N.C.	104-34	W
1997	Detroit	San Juan, Puerto Rico	87-65	W	2000	George Mason	Fairfax, Va.	88-69	W
1998	Marquette	Durham, N.C.	91-60	W	2009	Ohio State	Durham, N.C.	83-67	W
1999	Penn State	Durham, N.C.	63-49	W	<b>DECEMBER 4 (12-1)</b>				
2002	Hampton	St. Thomas, USVI	71-34	W	1978	Guilford	Durham, N.C.	82-48	W
2007	Vanderbilt	Nashville, Tenn.	55-68	L	1980	N.C. State	Durham, N.C.	78-96	L
2008	Western Kentucky	Bowling Green, Ky.	59-56	W	1982	UNC Charlotte	Durham, N.C.	78-46	W
2012	Michigan	Ann Arbor, Mich.	71-54	W	1985	Wake Forest	Durham, N.C.	77-67	W
2013	Xavier	St. Thomas, USVI	81-54	W	1992	Northeastern	Durham, N.C.	64-53	W
<b>NOVEMBER 29 (6-3)</b>					1993	American	Durham, N.C.	104-71	W
1979	N.C. State	Raleigh, N.C.	55-86	L	1994	Indiana State	Durham, N.C.	100-66	W
1980	George Mason	Durham, N.C.	86-50	W	1995	Michigan State	Durham, N.C.	67-52	W
1983	Virginia	Durham, N.C.	58-72	L	2004	Pacific	Durham, N.C.	86-30	W
1986	DePaul	Chicago, Ill.	72-78	L	2005	Texas	Durham, N.C.	84-70	W
1990	East Tennessee State	Durham, N.C.	85-55	W	2006	Rutgers	New Brunswick, N.J.	85-45	W
1993	Loyola (MD)	Baltimore, Md.	76-67	W	2008	Iowa	Durham, N.C.	71-47	W
1995	UNC Asheville	Asheville, N.C.	95-57	W	2011	Pittsburgh	Durham, N.C.	92-43	W
1997	Southern Illinois	Durham, N.C.	76-54	W	<b>DECEMBER 5 (6-2)</b>				
2013	Central Michigan	St. Thomas, USVI	97-64	W	1977	Virginia	Durham, N.C.	57-74	L
<b>NOVEMBER 30 (11-1)</b>					1984	Wake Forest	Winston-Salem, N.C.	53-64	L
1978	Wake Forest	Winston-Salem, N.C.	66-52	W	1988	William & Mary	Durham, N.C.	65-47	W
1985	George Mason	Fairfax, Va.	85-66	W	1992	Virginia Tech	Durham, N.C.	85-63	W
1987	Howard	Durham, N.C.	83-71	W	1993	Miami (Ohio)	Durham, N.C.	98-54	W
1988	East Carolina	Durham, N.C.	93-60	W	1999	Virginia	Durham, N.C.	83-62	W
1991	Fairfield	Cambridge, Mass.	75-68	W	2003	Wake Forest	Durham, N.C.	88-55	W
1994	UNC Asheville	Durham, N.C.	114-57	W	2013	Purdue	Durham, N.C.	99-78	W
1996	Illinois State	Durham, N.C.	85-58	W	<b>DECEMBER 6 (14-4)</b>				
1997	Illinois	Durham, N.C.	65-77	L	1975	Pfeiffer	Durham, N.C.	49-77	L
2002	Arkansas	St. Thomas, USVI	74-72	W (OT)	1979	North Carolina	Chapel Hill, N.C.	58-91	L
2003	Auburn	Durham, N.C.	66-57	W	1980	Appalachian State	Durham, N.C.	90-71	W
2010	James Madison	Harrisonburg, Va.	75-58	W	1983	Clemson	Durham, N.C.	72-78	L
2013	Kansas	St. Thomas, USVI	73-40	W	1986	Appalachian State	Durham, N.C.	84-66	W
<b>DECEMBER 1 (10-2)</b>					1987	Providence	Providence, R.I.	87-75	W
1977	UNC Greensboro	Durham, N.C.	57-82	L	1989	Western Carolina	Durham, N.C.	77-64	W
1979	East Carolina	Durham, N.C.	76-75	W	1991	Yale	Durham, N.C.	60-55	W
1981	Wake Forest	Winston-Salem, N.C.	60-67	L	1995	Florida State	Durham, N.C.	92-30	W
1982	Clemson	Clemson, S.C.	72-70	W	1997	Ohio	Durham, N.C.	99-59	W
1984	Radford	Radford, Va.	83-64	W	1998	Tennessee	Orlando, Fla.	60-74	L
1985	Richmond	Richmond, Va.	99-65	W	2001	Virginia	Charlottesville, Va.	107-73	W
1989	New Hampshire	Durham, N.C.	82-47	W	2002	Howard	Durham, N.C.	128-53	W
1990	Harvard	Durham, N.C.	90-76	W	2005	TCU	Fort Worth, Texas	92-52	W
1991	Harvard	Cambridge, Mass.	86-63	W	2007	Rutgers	Durham, N.C.	49-44	W
1992	UNC Wilmington	Durham, N.C.	88-52	W	2009	Southern California	Durham, N.C.	78-72	W
1996	St. Joseph's	Durham, N.C.	63-46	W	2010	Texas A&M	Durham, N.C.	61-58	W
2011	Purdue	Durham, N.C.	64-53	W	2012	Georgia Tech	Durham, N.C.	85-52	W
<b>DECEMBER 2 (11-3)</b>					<b>DECEMBER 7 (5-4)</b>				
1978	East Carolina	Greenville, N.C.	66-81	L	1978	North Carolina	Durham, N.C.	65-82	L
1980	UNC Wilmington	Durham, N.C.	78-77	W	1985	Maryland	College Park, Md.	60-74	L
1983	Toledo	Richmond, Ky.	66-59	W	1990	San Antonio	San Marcos, Texas	71-68	W
1988	Cleveland State	Durham, N.C.	100-60	W	1991	Seton Hall	Durham, N.C.	60-67	L
1989	Boston College	Durham, N.C.	85-64	W	1994	Florida State	Durham, N.C.	84-68	W
1990	Purdue	Durham, N.C.	58-69	L	1996	Old Dominion	Durham, N.C.	77-89	L
1995	Delaware	New Orleans, La.	95-50	W	1997	Michigan	Durham, N.C.	64-63	W
1998	Florida State	Durham, N.C.	91-72	W	2006	Vanderbilt	Durham, N.C.	69-48	W
1999	Elon	Elon, N.C.	101-44	W	2008	Michigan	Durham, N.C.	60-45	W
2001	Louisiana Tech	Orlando, Fla.	76-64	W	<b>DECEMBER 8 (13-3)</b>				
2004	Tennessee	Knoxville, Tenn.	59-57	W	1977	Wake Forest	Durham, N.C.	54-55	L
2007	Penn State	State College, Pa.	84-86	L	1979	UNC Asheville	Durham, N.C.	101-53	W
2010	Wisconsin	Madison, Wis.	59-51	W	1980	Wake Forest	Durham, N.C.	98-75	W
2012	California	Durham, N.C.	77-63	W	1981	N.C. State	Durham, N.C.	53-70	L
<b>DECEMBER 3 (6-4)</b>					1984	Maryland	Durham, N.C.	68-58	W
1975	St. Augustine	Durham, N.C.	45-65	L	1990	Southwest Texas State	San Marcos, Texas	68-57	W
1977	East Carolina	Greenville, N.C.	55-80	L	1992	East Tennessee State	Durham, N.C.	114-74	W
1979	Furman	Spartanburg, S.C.	90-56	W	1993	Appalachian State	Boone, N.C.	79-66	W
					1996	Richmond	Richmond, Va.	89-60	W

1998	Hampton	Durham, N.C.	83-47	W	DECEMBER 19 (7-0)				
1999	Virginia Tech	Blacksburg, Va.	70-61	W	1985	Seton Hall	South Orange, N.J.	88-66	W
2001	Georgetown	Washington, D.C.	89-54	W	1998	UNC Asheville	Durham, N.C.	94-27	W
2002	St. Joseph's	Durham, N.C.	82-48	W	2000	Oral Roberts	Cancun, Mexico	62-51	W
2007	Pittsburgh	New York, N.Y.	51-49	W	2005	Ball State	Durham, N.C.	110-24	W
2011	Kentucky	Lexington, Ky.	65-72	L	2006	Bowling Green	Cancun, Mexico	55-46	W
2013	Oklahoma	Norman, Okla.	94-85	W	2008	Southern California	Chicago, Ill.	97-89	W
					2013	Albany	Durham, N.C.	80-51	W
<b>DECEMBER 9 (5-2)</b>					<b>DECEMBER 20 (11-2)</b>				
1975	Peace	Raleigh, N.C.	48-81	L	1984	Stetson	DeLand, Fla.	67-56	W
1986	Winthrop	Durham, N.C.	80-45	W	1984	Georgetown	Tampa, Fla.	84-49	W
1988	Connecticut	Richmond, Va.	83-69	W	1988	Stanford	Durham, N.C.	76-91	L
1989	William & Mary	Williamsburg, Va.	65-62	W	1992	Appalachian State	Durham, N.C.	79-76	W
2000	Clemson	Clemson, S.C.	75-93	L	1993	Detroit Mercy	Berkeley, Calif.	94-82	W
2010	Albany	Durham, N.C.	83-48	W	1995	Manhattan	Manhattan, N.Y.	73-61	W
2012	St. John's	New York, N.Y.	60-42	W	1997	UCLA	Durham, N.C.	83-93	L
<b>DECEMBER 10 (5-2)</b>					<b>DECEMBER 21 (12-2)</b>				
1980	Virginia	Charlottesville, Va.	57-73	L	1999	Sacramento State	Nassau, Bahamas	81-45	W
1982	Furman	Durham, N.C.	88-51	W	2001	Liberty	Durham, N.C.	95-53	W
1983	Maryland	College Park, Md.	54-81	L	2003	Northwestern State	Natchitoches, La.	105-53	W
1987	East Tennessee State	Durham, N.C.	86-48	W	2004	Ball State	Muncie, Ind.	81-31	W
1988	Virginia Commonwealth	Richmond, Va.	83-76	W	2008	Siena	Chicago, Ill.	86-41	W
1995	Seton Hall	Durham, N.C.	76-66	W	2011	UNC Wilmington	Durham, N.C.	107-45	W
2006	Texas	Durham, N.C.	80-52	W					
<b>DECEMBER 11 (7-0)</b>					<b>DECEMBER 22 (6-0)</b>				
1981	Virginia Tech	Durham, N.C.	71-58	W	1979	St. John's	Durham, N.C.	55-79	L
1982	Baptist	Durham, N.C.	86-37	W	1984	Georgia Southern	Tampa, Fla.	71-65	W
1991	UNC Asheville	Durham, N.C.	100-42	W	1987	Harvard	Durham, N.C.	86-61	W
1992	UNC Greensboro	Greensboro, N.C.	80-76	W	1990	South Alabama	Tampa, Fla.	76-70	W
1993	McNeese State	Durham, N.C.	103-50	W	1993	California	Berkeley, Calif.	66-72	L
1999	Seton Hall	South Orange, N.J.	66-52	W	1994	Charleston Southern	Durham, N.C.	101-57	W
2011	USC Upstate	Durham, N.C.	93-35	W	1996	Manhattan	Durham, N.C.	85-36	W
<b>DECEMBER 12 (5-1)</b>					<b>DECEMBER 25 (1-0)</b>				
1978	Virginia Commonwealth	Richmond, Va.	70-57	W	2002	Tulsa	Tulsa, Okla.	90-36	W
1986	Maryland	College Park, Md.	64-65	L	2006	Pittsburgh	Cancun, Mexico	72-51	W
1987	East Carolina	Greenville, N.C.	68-49	W	2007	Bucknell	Durham, N.C.	92-49	W
1998	Temple	Durham, N.C.	112-34	W	2009	Maine	Orono, Maine	75-34	W
2004	Liberty	Durham, N.C.	83-48	W	2010	Xavier	Durham, N.C.	46-45	W
2010	Oklahoma State	Durham, N.C.	73-45	W	2012	CSU Bakersfield	Los Angeles, Calif.	97-63	W
<b>DECEMBER 13 (0-1)</b>					<b>DECEMBER 27 (4-2)</b>				
1997	Clemson	Clemson, S.C.	61-72	L	1985	Washington	Villanova, Pa.	71-83	L
<b>DECEMBER 14 (2-0)</b>					<b>DECEMBER 28 (12-2)</b>				
1991	UNC Greensboro	Durham, N.C.	87-76	W	1985	Cheyney	Villanova, Pa.	100-56	W
2003	Tulsa	Durham, N.C.	90-36	W	1989	Hofstra	Staten Island, N.Y.	86-48	W
<b>DECEMBER 15 (1-1)</b>					<b>DECEMBER 29 (1-0)</b>				
2004	Jacksonville State	Durham, N.C.	99-36	W	1989	Wagner	Staten Island, N.Y.	66-56	W
2009	Stanford	Palo Alto, Calif.	55-71	L	<b>DECEMBER 30 (1-0)</b>				
<b>DECEMBER 16 (3-0)</b>					<b>DECEMBER 31 (1-0)</b>				
2001	UNC Greensboro	Durham, N.C.	90-58	W	1985	Washington	Villanova, Pa.	71-83	L
2002	Charleston Southern	Durham, N.C.	106-38	W	1986	Hofstra	Long Island, N.Y.	82-69	W
2008	Stanford	Durham, N.C.	56-52	W	1987	California	Berkeley, Calif.	85-57	W
<b>DECEMBER 17 (1-1)</b>					<b>DECEMBER 1 (1-0)</b>				
2000	Arkansas State	Cancun, Mexico	69-45	W	1992	Drake	Seattle, Wash.	71-58	W
2013	Connecticut	Durham, N.C.	61-83	L	2001	Tennessee	Atlanta, Ga.	68-89	L
<b>DECEMBER 18 (8-1)</b>					<b>DECEMBER 2 (1-0)</b>				
1985	Rider	Lawrenceville, N.J.	79-36	W	2002	Detroit Mercy	South Padre Island, Texas	92-52	W
1989	Old Dominion	Norfolk, Va.	78-92	L	<b>DECEMBER 3 (1-0)</b>				
1990	Charleston	Durham, N.C.	82-54	W	1985	Cheyney	Villanova, Pa.	100-56	W
1994	Princeton	Durham, N.C.	67-64	W	1989	Hofstra	Staten Island, N.Y.	86-48	W
1995	West Virginia	Morgantown, W.V.	84-64	W	1990	Xavier	Durham, N.C.	73-78	L
2002	Florida International	Durham, N.C.	106-58	W	1991	Purdue	West Lafayette, Ind.	58-74	W
2004	Purdue	Indianapolis, Ind.	66-48	W	1992	Washington	Seattle, Wash.	48-72	L
2007	Utah Valley	Durham, N.C.	95-61	W	1994	James Madison	Philadelphia, Pa.	75-63	W
2009	James Madison	Durham, N.C.	79-65	W	1996	Rutgers	Greensboro, N.C.	74-36	W
					1997	Kent State	Gainesville, Fla.	69-57	W
					1998	UCLA	Durham, N.C.	85-80	W
					1999	George Mason	Durham, N.C.	95-56	W
					2003	Hampton	Los Angeles, Calif.	90-59	W
					2005	St. John's	San Diego, Calif.	119-52	W
					2007	Houston	Houston, Texas	84-68	W
					2008	Quinnipiac	Durham, N.C.	78-50	W

## GAMES BY DATE

## 2014-15 WOMEN'S BASKETBALL MEDIA GUIDE

2009	N.C. Central	Durham, N.C.	117-28	W	<b>JANUARY 4 (9-0)</b>			
					1986	Radford	Durham, N.C.	86-72 W
					1987	Old Dominion	Durham, N.C.	63-56 W
<b>DECEMBER 29 (10-3)</b>					1988	Clemson	Durham, N.C.	68-61 W
1983	Providence	Miami, Fla.	64-65	L	1995	N.C. State	Durham, N.C.	91-70 W
1986	St. John's	Jamaica, N.Y.	80-63	W	1996	N.C. State	Raleigh, N.C.	73-75 W
1987	San Jose State	San Jose, Calif.	86-47	W	1998	Georgia Tech	Durham, N.C.	87-56 W
1988	Tulane	New Orleans, La.	80-72	W	1999	Virginia	Durham, N.C.	84-68 W
1991	Kent State	West Lafayette, Ind.	84-79	W	2005	Holy Cross	Durham, N.C.	101-42 W
1994	St. Joseph's	Philadelphia, Pa.	67-64	W	2011	Kentucky	Durham, N.C.	54-48 W
1995	Kentucky	Greensboro, N.C.	73-54	W				
1996	George Washington	Greensboro, N.C.	48-54	L	<b>JANUARY 5 (8-3)</b>			
1997	Florida	Gainesville, Fla.	63-70	L	1980	Colorado	Durham, N.C.	64-78 L
2002	Iowa State	South Padre Island, Texas	88-59	W	1981	Xavier	Cincinnati, Ohio	74-46 W
2003	Loyola Marymount	Los Angeles, Calif.	81-53	W	1985	Virginia	Durham, N.C.	58-75 W
2004	Rhode Island	Auburn, Ala.	89-63	W	1990	Maryland	College Park, Md.	60-68 L
2006	Dartmouth	Hanover, N.H.	77-40	W	1991	Virginia	Durham, N.C.	56-92 L
					1994	East Carolina	Greenville, N.C.	110-69 W
<b>DECEMBER 30 (14-1)</b>					2004	Florida State	Durham, N.C.	79-66 W
1982	Virginia	Durham, N.C.	73-63	W	2006	Florida State	Durham, N.C.	87-68 W
1983	Seton Hall	Miami, Fla.	67-74	L	2008	Miami	Miami, Fla.	84-72 W
1985	Indiana State	Durham, N.C.	94-40	W	2009	Temple	Durham, N.C.	87-52 W
1986	Kentucky	Jamaica, N.Y.	68-63	W	2014	Georgia Tech	Atlanta, Ga.	64-47 W
1987	Purdue	San Jose, Calif.	76-71	W				
1988	Southeastern Louisiana	Hammond, La.	82-71	W	<b>JANUARY 6 (6-2)</b>			
1995	Syracuse	Greensboro, N.C.	84-40	W	1983	Manhattan	Manhattan, N.Y.	64-69 L
1999	Georgetown	Durham, N.C.	68-53	W	1993	Loyola (MD)	Durham, N.C.	61-52 W
2000	Iowa State	Durham, N.C.	81-63	W	1997	Virginia	Charlottesville, Va.	55-62 L
2001	Georgia Tech	Atlanta, Ga.	76-60	W	2002	Wake Forest	Durham, N.C.	91-46 W
2005	San Diego	San Diego, Calif.	119-52	W	2003	Clemson	Durham, N.C.	69-53 W
2006	Boston University	Hanover, N.H.	72-42	W	2011	Maryland	Durham, N.C.	71-64 W
2010	Temple	Durham, N.C.	71-64	W	2012	Wake Forest	Winston-Salem, N.C.	76-58 W
2011	Temple	Philadelphia, Pa.	65-54	W	2013	Boston College	Boston, Mass.	90-53 W
2012	Monmouth	Durham, N.C.	73-32	W				
					<b>JANUARY 7 (7-2)</b>			
<b>DECEMBER 31 (5-0)</b>					1983	Wagner	Staten Island, N.Y.	87-56 W
1984	Clemson	Durham, N.C.	84-76	W	1984	Georgia Tech	Atlanta, Ga.	74-72 W
1989	Seton Hall	South Orange, N.J.	72-65	W	1986	North Carolina	Durham, N.C.	79-78 W
1993	N.C. State	Durham, N.C.	69-66	W	1987	North Carolina	Chapel Hill, N.C.	68-76 L
2008	Providence	Providence, R.I.	66-49	W	1989	Virginia	Charlottesville, Va.	66-78 L
2009	Temple	Philadelphia, Pa.	70-62	W	1992	N.C. State	Raleigh, N.C.	73-69 W
					1999	Georgia Tech	Durham, N.C.	113-46 W
<b>JANUARY 1 (1-1)</b>					2007	Virginia Tech	Blacksburg, Va.	86-54 W
1984	Florida International	Miami, Fla.	56-83	L	2010	Clemson	Clemson, S.C.	67-41 W
1995	Manhattan	Durham, N.C.	101-71	W				
					<b>JANUARY 8 (8-1)</b>			
<b>JANUARY 2 (10-2)</b>					1981	Manhattan	Durham, N.C.	74-54 W
1981	Cincinnati	Cincinnati, Ohio	64-86	L	1982	Stetson	DeLand, Fla.	79-59 W
1987	East Carolina	Durham, N.C.	84-70	W	1985	North Carolina	Durham, N.C.	63-62 W
1988	Boston University	Durham, N.C.	73-58	W	1995	Maryland	College Park, Md.	80-62 W
1989	Clemson	Clemson, S.C.	55-69	L	1996	Virginia	Durham, N.C.	60-61 L
1991	Wisconsin-Green Bay	Durham, N.C.	70-59	W	2001	Florida State	Tallahassee, Fla.	73-60 W
1994	Wake Forest	Winston-Salem, N.C.	56-50	W	2004	Georgia Tech	Atlanta, Ga.	77-45 W
1998	Wake Forest	Winston-Salem, N.C.	73-60	W	2006	Maryland	College Park, Md.	86-68 W
2001	Wake Forest	Durham, N.C.	81-56	W	2012	N.C. State	Durham, N.C.	83-59 W
2002	Maryland	Durham, N.C.	90-74	W				
2006	Wake Forest	Durham, N.C.	100-54	W	<b>JANUARY 9 (6-5)</b>			
2012	Virginia	Durham, N.C.	77-66	W	1980	Clemson	Clemson, S.C.	56-111 L
2014	Old Dominion	Durham, N.C.	87-63	W	1982	Georgia Southern	Durham, N.C.	58-64 L
					1988	Maryland	College Park, Md.	73-83 L
<b>JANUARY 3 (10-3)</b>					1991	N.C. State	Raleigh, N.C.	84-96 L
1981	Dayton	Dayton, Ohio	78-99	L	1993	Virginia	Charlottesville, Va.	57-76 L
1982	Maryland	Durham, N.C.	52-65	L	1997	Wake Forest	Durham, N.C.	82-70 W
1983	Georgia Tech	Atlanta, Ga.	55-43	W	2000	Georgia Tech	Atlanta, Ga.	64-45 W
1990	Radford	Durham, N.C.	72-65	W	2003	Virginia	Charlottesville, Va.	60-59 W
1992	Georgia Tech	Durham, N.C.	80-76	W	2005	Virginia Tech	Durham, N.C.	88-67 W
1993	Florida State	Durham, N.C.	72-84	L	2009	Miami	Durham, N.C.	73-58 W
1997	Florida State	Durham, N.C.	87-46	W	2014	Syracuse	Syracuse, N.Y.	86-53 W
2000	Maryland	College Park, Md.	79-61	W				
2004	Connecticut	Storrs, Conn.	68-67	W	<b>JANUARY 10 (6-5)</b>			
2007	Miami	Durham, N.C.	72-42	W	1979	Catawba	Durham, N.C.	82-33 W
2008	N.C. Central	Durham, N.C.	82-29	W	1981	Maryland	College Park, Md.	68-85 L
2010	Providence	Durham, N.C.	88-63	W	1987	Brigham Young	Durham, N.C.	80-60 W
2013	N.C. State	Raleigh, N.C.	67-57	W	1989	North Carolina	Chapel Hill, N.C.	92-93 L (OT)



1990	N.C. State	Durham, N.C.	87-103	L	<b>JANUARY 16 (14-1)</b>				
1992	Clemson	Durham, N.C.	72-107	L	1979	UNC Greensboro	Greensboro, N.C.	65-51	W
1995	Virginia	Charlottesville, Va.	62-78	L	1980	Wake Forest	Durham, N.C.	71-68	W
2002	Clemson	Clemson, S.C.	81-58	W	1982	Campbell	Greenville, N.C.	83-64	W
2007	Georgia Tech	Durham, N.C.	83-51	W	1990	Virginia	Durham, N.C.	84-74	W
2010	Wake Forest	Durham, N.C.	65-51	W	1993	Maryland	Durham, N.C.	51-82	L
2013	Clemson	Durham, N.C.	82-45	W	1994	Florida State	Durham, N.C.	66-60	W
					1995	Wake Forest	Durham, N.C.	76-58	W
					1998	Florida State	Durham, N.C.	96-76	W
<b>JANUARY 11 (7-4)</b>					2000	Clemson	Durham, N.C.	60-51	W
1978	Clemson	Clemson, S.C.	59-118	L	2003	Wake Forest	Durham, N.C.	71-61	W
1980	Connecticut	Durham, N.C.	69-81	L	2006	Holy Cross	Worcester, Mass.	84-36	W
1983	North Carolina	Durham, N.C.	68-84	L	2009	Virginia Tech	Blacksburg, Va.	57-52	W
1984	North Carolina	Chapel Hill, N.C.	63-72	L	2011	Virginia Tech	Blacksburg, Va.	57-43	W
1986	Georgia Tech	Atlanta, Ga.	78-69	W	2013	Virginia Tech	Blacksburg, Va.	58-26	W
1996	Maryland	Durham, N.C.	57-53	W	2014	Virginia	Durham, N.C.	90-55	W
1999	Wake Forest	Winston-Salem, N.C.	74-59	W					
2001	Georgia Tech	Durham, N.C.	86-83	W	<b>JANUARY 17 (4-2)</b>				
2004	North Carolina	Durham, N.C.	79-57	W	1984	Clemson	Clemson, S.C.	73-79	L
2006	Georgia Tech	Atlanta, Ga.	67-59	W	1987	Maryland	Durham, N.C.	70-63	W
2008	Florida State	Durham, N.C.	70-38	W	1989	N.C. State	Durham, N.C.	68-75	L
					1996	Georgia Tech	Durham, N.C.	78-66	W
					1999	N.C. State	Raleigh, N.C.	67-62	W
					2005	Georgia Tech	Durham, N.C.	82-59	W
<b>JANUARY 12 (5-5)</b>									
1980	Georgia State	Durham, N.C.	57-68	L	<b>JANUARY 18 (8-5)</b>				
1982	Wake Forest	Winston-Salem, N.C.	75-52	W	1979	Maryland	College Park, Md.	55-82	L
1985	Georgia Tech	Atlanta, Ga.	65-58	W	1980	Maryland	Durham, N.C.	63-82	L
1988	Wake Forest	Winston-Salem, N.C.	57-58	L	1983	Maryland	Durham, N.C.	49-72	L
1991	Old Dominion	Durham, N.C.	70-62	W	1986	Virginia	Durham, N.C.	76-90	L
1994	N.C. State	Raleigh, N.C.	70-71	L	1991	Wake Forest	Durham, N.C.	65-52	W
1997	Maryland	College Park, Md.	64-68	L	1992	Wake Forest	Winston-Salem, N.C.	73-59	W
1998	North Carolina	Chapel Hill, N.C.	74-83	L	1995	Georgia Tech	Atlanta, Ga.	80-71	W
2009	Maryland	Durham, N.C.	68-65	W	1997	North Carolina	Durham, N.C.	73-87	L
2014	Boston College	Durham, N.C.	78-57	W	2001	N.C. State	Durham, N.C.	62-59	W
					2004	Virginia	Charlottesville, Va.	63-52	W
					2007	N.C. State	Raleigh, N.C.	66-51	W
					2010	Connecticut	Durham, N.C.	48-81	W
					2012	Georgia Tech	Atlanta, Ga.	79-62	W
<b>JANUARY 13 (9-2)</b>									
1976	North Carolina	Chapel Hill, N.C.	53-85	L	<b>JANUARY 19 (6-8)</b>				
1979	Georgia Tech	Durham, N.C.	70-55	W	1977	Wake Forest	Winston-Salem, N.C.	52-57	L
1986	Clemson	Clemson, S.C.	93-77	W	1978	N.C. State	Raleigh, N.C.	43-125	L
1990	Georgia Tech	Durham, N.C.	72-68	W	1980	Virginia Commonwealth	Durham, N.C.	64-58	W
1993	N.C. State	Raleigh, N.C.	60-77	L	1981	East Carolina	Greenville, N.C.	69-79	L
2000	Wake Forest	Durham, N.C.	82-48	W	1982	North Carolina	Chapel Hill, N.C.	59-93	L
2002	N.C. State	Raleigh, N.C.	73-68	W	1985	Wake Forest	Durham, N.C.	55-59	L
2003	Georgia Tech	Atlanta, Ga.	79-59	W	1988	N.C. State	Raleigh, N.C.	85-97	L
2007	Maryland	Durham, N.C.	81-62	W	1993	North Carolina	Chapel Hill, N.C.	54-66	L
2012	Florida State	Durham, N.C.	73-66	W	1994	North Carolina	Durham, N.C.	68-79	L
2013	Wake Forest	Winston-Salem, N.C.	73-44	W	1998	N.C. State	Raleigh, N.C.	75-61	W
					2005	Wake Forest	Winston-Salem, N.C.	99-86	W
					2006	N.C. State	Durham, N.C.	77-57	W
					2009	N.C. State	Raleigh, N.C.	61-58	W (OT)
					2014	Virginia Tech	Blacksburg, Va.	74-70	W
<b>JANUARY 14 (12-4)</b>									
1978	Maryland	Durham, N.C.	47-117	L	<b>JANUARY 20 (6-3)</b>				
1981	Wake Forest	Winston-Salem, N.C.	76-61	W	1976	East Carolina	Durham, N.C.	31-72	L
1983	San Diego State	Durham, N.C.	82-68	W	1978	Virginia Commonwealth	Richmond, Va.	65-59	W
1984	Pennsylvania	Durham, N.C.	74-47	W	1979	N.C. State	Durham, N.C.	44-99	L
1985	Clemson	Clemson, S.C.	76-70	W	1984	Wake Forest	Durham, N.C.	66-57	W
1987	Wake Forest	Winston-Salem, N.C.	72-73	L	1990	North Carolina	Durham, N.C.	90-88	W
1989	Maryland	Durham, N.C.	86-87	L	2000	N.C. State	Raleigh, N.C.	75-80	L (OT)
1994	Georgia Tech	Durham, N.C.	77-59	W	2002	Virginia	Durham, N.C.	86-69	W
1996	Wake Forest	Winston-Salem, N.C.	74-64	W	2003	North Carolina	Durham, N.C.	78-67	W (OT)
1999	Clemson	Durham, N.C.	86-77	W	2008	N.C. State	Durham, N.C.	71-57	W
2001	Maryland	College Park, Md.	75-64	W					
2005	Virginia	Charlottesville, Va.	87-65	W	<b>JANUARY 21 (4-6)</b>				
2006	Boston College	Boston, Mass.	66-52	W	1977	Elon College	Durham, N.C.	47-48	L
2008	Maryland	College Park, Md.	70-85	L	1980	Georgia Tech	Atlanta, Ga.	72-71	W
2010	Miami	Coral Gables, Fla.	69-62	W	1986	N.C. State	Durham, N.C.	70-66	W
2011	Florida State	Tallahassee, Fla.	87-70	W	1987	N.C. State	Durham, N.C.	79-86	L
					1989	Old Dominion	Durham, N.C.	70-77	L
					1991	Maryland	Durham, N.C.	63-74	L
<b>JANUARY 15 (3-4)</b>									
1976	N.C. Central	Durham, N.C.	36-64	L					
1982	James Madison	Greenville, N.C.	75-76	L					
1988	Georgia Tech	Durham, N.C.	77-71	W (OT)					
1991	North Carolina	Durham, N.C.	78-72	W					
1992	North Carolina	Chapel Hill, N.C.	54-58	L					
1997	N.C. State	Raleigh, N.C.	73-86	L					
2012	Virginia Tech	Blacksburg	61-34	W					

## GAMES BY DATE

## 2014-15 WOMEN'S BASKETBALL MEDIA GUIDE

1992	Florida State	Tallahassee, Fla.	55-67	L	1988	North Carolina	Durham, N.C.	65-66	L
2010	Virginia Tech	Durham, N.C.	69-38	W	1990	Georgia Tech	Atlanta, Ga.	74-78	L
2011	Georgia Tech	Durham, N.C.	69-32	W	1996	Florida State	Tallahassee, Fla.	61-47	W
2013	Connecticut	Storrs, Conn.	49-79	L	1997	Georgia Tech	Atlanta, Ga.	83-58	W
<b>JANUARY 22 (6-2)</b>					2000	North Carolina	Durham, N.C.	101-58	W
1976	Campbell	Buies Creek, N.C.	55-73	L	2002	Florida State	Tallahassee, Fla.	102-80	W
1983	Richmond	Durham, N.C.	77-65	W	2005	Maryland	Durham, N.C.	60-57	W
1985	N.C. State	Raleigh, N.C.	62-68	L	2012	Clemson	Clemson, S.C.	81-37	W
1999	North Carolina	Chapel Hill, N.C.	93-71	W	2013	Boston College	Durham, N.C.	80-56	W
2001	Virginia	Charlottesville, Va.	71-68	W	<b>JANUARY 28 (5-5)</b>				
2004	Maryland	Durham, N.C.	78-48	W	1977	Virginia Commonwealth	Durham, N.C.	48-49	L
2007	Tennessee	Knoxville, Tenn.	74-70	W	1978	Appalachian State	Boone, N.C.	60-87	L
2012	Maryland	Durham, N.C.	80-72	W	1980	Peace	Durham, N.C.	83-60	W
<b>JANUARY 23 (7-2)</b>					1984	Richmond	Richmond, Va.	81-71	W
1980	Virginia	Durham, N.C.	65-63	W	1989	Georgia Tech	Durham, N.C.	94-97	L
1982	Clemson	Clemson, S.C.	59-84	L	1991	Clemson	Clemson, S.C.	49-63	L
1988	Virginia	Durham, N.C.	49-72	L	1994	Clemson	Durham, N.C.	82-90	L
1993	Radford	Radford, Va.	59-58	W	1995	Florida State	Tallahassee, Fla.	75-71	W
1994	Clemson	Clemson, S.C.	74-67	W	2001	Clemson	Durham, N.C.	92-42	W
1998	Virginia	Durham, N.C.	93-66	W	2008	Tennessee	Durham, N.C.	69-67	W
2003	Maryland	Durham, N.C.	101-52	W	<b>JANUARY 29 (6-6)</b>				
2006	Tennessee	Durham, N.C.	75-53	W	1976	N.C. State	Durham, N.C.	37-67	L
2011	N.C. State	Raleigh, N.C.	65-64	W	1979	Wake Forest	Durham, N.C.	77-66	W
2014	Florida State	Tallahassee, Fla.	85-77	W	1981	North Carolina	Durham, N.C.	65-77	L
<b>JANUARY 24 (7-10)</b>					1983	Clemson	Durham, N.C.	95-81	W
1978	North Carolina	Chapel Hill, N.C.	68-87	L	1985	Richmond	Durham, N.C.	73-46	W
1979	Virginia	Charlottesville, Va.	61-68	L	1990	Clemson	Clemson, S.C.	49-64	L
1981	Virginia Tech	Blacksburg, Va.	55-66	L	1993	Georgia Tech	Durham, N.C.	80-86	L (OT)
1984	N.C. State	Durham, N.C.	62-86	L	2003	N.C. State	Raleigh, N.C.	54-44	W
1987	Virginia	Charlottesville, Va.	43-71	L	2006	North Carolina	Durham, N.C.	70-74	L
1989	Wake Forest	Durham, N.C.	69-72	L	2007	Virginia Tech	Durham, N.C.	75-65	W
1990	Wake Forest	Winston-Salem, N.C.	63-72	L	2009	Florida State	Tallahassee, Fla.	75-82	L (OT)
1992	Maryland	Durham, N.C.	54-80	L	2010	Florida State	Durham, N.C.	73-43	W
1996	North Carolina	Chapel Hill, N.C.	86-85	W	<b>JANUARY 30 (5-3)</b>				
1997	Clemson	Durham, N.C.	70-61	W	1982	Appalachian State	Boone, N.C.	75-60	W
2000	Florida State	Tallahassee, Fla.	59-54	W	1988	Georgia Tech	Atlanta, Ga.	80-71	W
2002	North Carolina	Durham, N.C.	102-82	W	1998	Maryland	College Park, Md.	53-54	L
2004	Tennessee	Durham, N.C.	69-72	L	2000	Virginia	Charlottesville, Va.	49-61	L
2005	North Carolina	Chapel Hill, N.C.	51-56	L	2004	N.C. State	Durham, N.C.	75-56	W
2008	Georgia Tech	Atlanta, Ga.	73-47	W	2005	N.C. State	Raleigh, N.C.	52-49	W
2010	Maryland	College Park, Md.	58-57	W	2012	Connecticut	Durham, N.C.	45-61	L
2013	Clemson	Clemson, S.C.	60-46	W	2014	Miami	Coral Gables, Fla.	76-75	W
<b>JANUARY 25 (9-2)</b>					<b>JANUARY 31 (7-3)</b>				
1977	UNC Charlotte	Durham, N.C.	64-60	W	1979	UNC Greensboro	Durham, N.C.	64-52	W
1982	Stetson	Durham, N.C.	70-44	W	1981	UNC Asheville	Durham, N.C.	85-54	W
1985	Georgia Tech	Durham, N.C.	75-67	W	1983	Georgia Tech	Durham, N.C.	80-40	W
1993	Wake Forest	Durham, N.C.	60-64	L	1987	Wake Forest	Winston-Salem, N.C.	84-63	W
1994	Virginia	Durham, N.C.	66-87	L	1989	Richmond	Richmond, Va.	70-87	L
1995	North Carolina	Durham, N.C.	74-72	W	1993	Clemson	Clemson, S.C.	63-88	L
1998	Clemson	Durham, N.C.	78-59	W	1996	Clemson	Durham, N.C.	74-63	W
1999	Florida State	Tallahassee, Fla.	92-75	W	2002	Georgia Tech	Durham, N.C.	86-50	W
2001	North Carolina	Chapel Hill, N.C.	92-85	W (OT)	2011	Connecticut	Storrs, Conn.	51-87	L
2007	Florida State	Tallahassee, Fla.	73-60	W	2013	Miami	Durham, N.C.	82-43	W
2009	Georgia Tech	Durham, N.C.	60-34	W	<b>FEBRUARY 1 (5-7)</b>				
<b>JANUARY 26 (7-3)</b>					1977	N.C. State	Durham, N.C.	35-87	L
1976	N.C. Central	Durham, N.C.	43-44	L	1984	Wake Forest	Winston-Salem, N.C.	58-73	L
1978	UNC Greensboro	Durham, N.C.	63-81	L	1986	Virginia	Durham, N.C.	67-81	L
1979	Peace	Durham, N.C.	90-75	W	1988	Clemson	Clemson, S.C.	65-78	L
1983	N.C. State	Raleigh, N.C.	55-71	L	1991	Maryland	College Park, Md.	45-44	W
1987	Georgia Tech	Durham, N.C.	85-66	W	1992	Virginia	Durham, N.C.	54-81	L
1991	Georgia Tech	Atlanta, Ga.	93-79	W	1994	Wake Forest	Durham, N.C.	60-51	W
2003	Florida State	Durham, N.C.	81-63	W	1995	Clemson	Clemson, S.C.	64-78	L
2006	Clemson	Clemson, S.C.	97-65	W	1999	Maryland	Durham, N.C.	72-54	W
2011	Clemson	Durham, N.C.	92-37	W	2001	Wake Forest	Winston-Salem, N.C.	66-58	W
2014	Pittsburgh	Durham, N.C.	111-67	W	2003	Connecticut	Durham, N.C.	65-77	L
<b>JANUARY 27 (9-2)</b>					2008	Virginia Tech	Durham, N.C.	85-50	W
1982	Virginia	Durham, N.C.	80-63	W					
1986	Princeton	Durham, N.C.	77-35	W					

<b>FEBRUARY 2 (9-5)</b>				2008	Boston College	Boston, Mass.	51-41	W	
1978	N.C. State	Durham, N.C.	36-86	L	2011	North Carolina	Chapel Hill, N.C.	60-62	L
1980	Appalachian State	Durham, N.C.	88-70	W	<b>FEBRUARY 8 (5-7)</b>				
1981	Clemson	Durham, N.C.	54-67	L	1977	Shaw	Raleigh, N.C.	51-89	L
1983	Wake Forest	Winston-Salem, N.C.	76-58	W	1979	Clemson	Raleigh, N.C.	56-81	L
1985	Virginia	Charlottesville, Va.	66-74	L	1980	North Carolina	College Park, Md.	63-85	L
1996	N.C. State	Durham, N.C.	74-80	L	1984	Maryland	Durham, N.C.	63-64	L
1997	Florida State	Tallahassee, Fla.	77-70	W	1986	Clemson	Durham, N.C.	80-76	W
1998	Wake Forest	Durham, N.C.	79-55	W	1989	Clemson, N.C.	Durham, N.C.	50-71	L
2002	Maryland	College Park, Md.	66-55	W	1992	Florida State	Durham, N.C.	53-61	L
2004	Clemson	Clemson, S.C.	78-60	W	1996	Wake Forest	Durham, N.C.	85-66	W
2007	Virginia	Charlottesville, Va.	76-61	W	2001	Florida State	Durham, N.C.	69-71	L
2009	Boston College	Durham, N.C.	69-58	W	2007	North Carolina	Chapel Hill, N.C.	64-53	W
2012	Wake Forest	Durham, N.C.	75-43	W	2010	North Carolina	Durham, N.C.	79-51	W
2014	Notre Dame	Durham, N.C.	67-88	W	2013	Virginia	Charlottesville, Va.	62-41	W
<b>FEBRUARY 3 (5-3)</b>				<b>FEBRUARY 9 (4-4)</b>					
1976	Campbell	Durham, N.C.	69-72	L	1978	Maryland	Charlottesville, Va.	39-103	L
1977	Campbell	Buies Creek, N.C.	63-78	L	1987	Clemson	Clemson, S.C.	76-79	L
1987	N.C. State	Raleigh, N.C.	76-69	W	1991	Virginia	Charlottesville, Va.	61-86	L
1990	Wake Forest	Durham, N.C.	66-61	W	1993	N.C. State	Durham, N.C.	82-65	W
2000	Maryland	Durham, N.C.	62-63	L	1994	Western Carolina	Durham, N.C.	117-44	W
2005	Miami	Coral Gables, Fla.	72-63	W	1997	Maryland	Durham, N.C.	66-57	W
2011	Boston College	Durham, N.C.	66-53	W	2009	North Carolina	Chapel Hill, N.C.	60-75	L
2013	North Carolina	Chapel Hill, N.C.	84-63	W	2012	Boston College	Chesnut Hill, Mass.	71-62	W
<b>FEBRUARY 4 (0-7)</b>				<b>FEBRUARY 10 (6-3)</b>					
1978	UNC Charlotte	Charlotte, N.C.	66-72	L	1982	N.C. State	Raleigh, N.C.	61-81	L
1984	Virginia	Charlottesville, Va.	55-82	L	1988	Old Dominion	Norfolk, Va.	83-81	W
1989	Maryland	College Park, Md.	64-100	L	1990	Virginia	Charlottesville, Va.	62-86	L
1999	Virginia	Charlottesville, Va.	66-56	L	1996	Virginia	Charlottesville, Va.	72-69	W
2004	Florida State	Tallahassee, Fla.	74-80	L	2002	Clemson	Durham, N.C.	77-69	W
2008	North Carolina	Durham, N.C.	76-93	L	2003	Virginia	Durham, N.C.	75-48	W
2010	Boston College	Boston, Mass.	57-61	L	2006	Virginia	Durham, N.C.	88-65	W
<b>FEBRUARY 5 (6-8)</b>				<b>FEBRUARY 11 (8-2)</b>					
1977	Shaw	Durham, N.C.	59-76	L	2008	Wake Forest	Durham, N.C.	71-36	W
1979	Clemson	Durham, N.C.	58-94	L	2014	North Carolina	Durham, N.C.	78-89	L
1980	UNC Wilmington	Wilmington, N.C.	67-68	L	<b>FEBRUARY 12 (8-6)</b>				
1982	North Georgia	Dahlonega, Ga.	74-62	W	1977	Western Carolina	Cullowhee, N.C.	45-77	L
1983	Virginia	Charlottesville, Va.	63-66	W	1980	UNC Greensboro	Greensboro, N.C.	82-74	W
1986	N.C. State	Raleigh, N.C.	86-102	L	1984	Georgia Tech	Durham, N.C.	69-61	W
1992	Loyola (MD)	Durham, N.C.	109-59	W	1989	Virginia	Durham, N.C.	81-99	L
1993	Maryland	College Park, Md.	71-90	L	1999	Wake Forest	Durham, N.C.	86-48	W
1994	Maryland	College Park, Md.	50-67	L	2000	Georgia Tech	Durham, N.C.	83-51	W
1995	N.C. State	Raleigh, N.C.	55-71	L	2007	Wake Forest	Winston-Salem, N.C.	77-45	W
1996	Maryland	College Park, Md.	52-63	L	2010	N.C. State	Durham, N.C.	70-39	W
1998	Georgia Tech	Atlanta, Ga.	58-55	W	2011	Wake Forest	Winston-Salem, N.C.	82-39	W
2007	Clemson	Durham, N.C.	105-53	W	2013	Maryland	Durham, N.C.	71-56	W
2009	Virginia	Charlottesville, Va.	81-67	W	<b>FEBRUARY 13 (8-2)</b>				
<b>FEBRUARY 6 (9-3)</b>				<b>FEBRUARY 12 (8-6)</b>					
1978	East Carolina	Durham, N.C.	66-70	L	1977	N.C. Central	Durham, N.C.	47-52	L
1981	Georgia Tech	Durham, N.C.	74-51	W	1979	Davidson	Durham, N.C.	78-25	W
1982	Georgia Tech	Atlanta, Ga.	61-64	L	1981	Maryland	Clemson, S.C.	49-72	L
1985	Maryland	College Park, Md.	63-60	W	1985	North Carolina	Chapel Hill, N.C.	68-88	L
1988	Notre Dame	Durham, N.C.	66-78	L	1986	North Carolina	Chapel Hill, N.C.	86-79	W
1991	N.C. State	Durham, N.C.	63-98	W	1987	Richmond	Richmond, Va.	68-52	W
1997	Wake Forest	Winston-Salem, N.C.	81-58	W	1992	North Carolina	Durham, N.C.	64-69	L
2003	Clemson	Clemson, S.C.	61-49	W	1994	Virginia	Charlottesville, Va.	60-73	L
2005	Florida State	Durham, N.C.	75-64	W	1995	Virginia	Durham, N.C.	61-67	L
2006	Virginia Tech	Blacksburg, Va.	73-62	W	1997	N.C. State	Raleigh, N.C.	96-95	W (OT)
2012	North Carolina	Durham, N.C.	96-56	W	1998	North Carolina	Durham, N.C.	83-70	W
2014	Clemson	Clemson, S.C.	78-51	W	2001	Georgia Tech	Atlanta, Ga.	74-54	W
<b>FEBRUARY 7 (7-3)</b>				<b>FEBRUARY 12 (8-6)</b>					
1976	Elon	Elon, N.C.	43-82	L	2004	Wake Forest	Durham, N.C.	80-55	W
1981	Furman	Durham, N.C.	89-48	W	2012	Florida State	Tallahassee, Fla.	67-57	W
1987	Georgia Tech	Atlanta, Ga.	86-72	W	<b>FEBRUARY 13 (8-2)</b>				
1990	N.C. State	Raleigh, N.C.	61-80	L	1982	UNC Asheville	Asheville, N.C.	60-45	W
1995	Maryland	Durham, N.C.	67-63	W	1983	Maryland	College Park, Md.	68-89	L
1999	Georgia Tech	Atlanta, Ga.	74-73	W	1988	Maryland	Durham, N.C.	81-73	W
2002	Wake Forest	Winston-Salem, N.C.	83-60	W	1993	Virginia	Durham, N.C.	61-97	L
2004	Georgia Tech	Durham, N.C.	81-41	W	2003	Georgia Tech	Durham, N.C.	82-43	W
					2005	Maryland	College Park, Md.	60-49	W
					2006	Maryland	Durham, N.C.	90-80	W

2008	Clemson	Clemson, S.C.	83-54	W	2004	Virginia	Durham, N.C.	87-54	W
2009	Clemson	Durham, N.C.	77-53	W	2006	Miami	Coral Gables, Fla.	99-93	W (2OT)
2011	Boston College	Durham, N.C.	66-53	W	2009	Virginia Tech	Durham, N.C.	62-46	W
<b>FEBRUARY 14 (7-2)</b>					2010	Georgia Tech	Atlanta, Ga.	64-50	W
1976	Elon	Durham, N.C.	47-50	L	2012	Maryland	College Park, Md.	61-63	L
1980	UNC Charlotte	Durham, N.C.	66-61	W	<b>FEBRUARY 20 (4-4)</b>				
1987	Northern Illinois	Durham, N.C.	85-68	W	1978	Davidson	Davidson, N.C.	61-62	L
1990	UNC Charlotte	Durham, N.C.	65-49	W	1979	North Carolina	Chapel Hill, N.C.	54-69	L
1999	Clemson	Clemson, S.C.	75-80	L	1988	North Carolina	Chapel Hill, N.C.	64-68	L
2000	Wake Forest	Winston-Salem, N.C.	69-38	W	1995	Clemson	Durham, N.C.	82-88	L (2OT)
2004	North Carolina	Chapel Hill, N.C.	89-79	W	2003	North Carolina	Durham, N.C.	97-63	W
2010	Virginia Tech	Blacksburg, Va.	65-53	W	2005	Georgia Tech	Atlanta, Ga.	73-55	W
2013	Virginia Tech	Blacksburg, Va.	77-33	W	2011	Virginia Tech	Durham, N.C.	90-40	W
<b>FEBRUARY 15 (8-1)</b>					2014	N.C. State	Durham, N.C.	83-70	W
1985	Virginia Commonwealth	Durham, N.C.	86-62	W	<b>FEBRUARY 21 (6-5)</b>				
1986	Wake Forest	Winston-Salem, N.C.	76-59	W	1977	Elon	Elon, N.C.	38-74	L
1989	North Carolina	Durham, N.C.	74-72	W	1982	UNC Wilmington	Wilmington, N.C.	57-59	L
1992	Virginia	Charlottesville, Va.	48-93	L	1984	N.C. State	Raleigh, N.C.	74-73	W (OT)
1993	Clemson	Durham, N.C.	67-65	W	1987	Virginia	Durham, N.C.	77-76	W
1998	Florida State	Tallahassee, Fla.	79-67	W	1989	N.C. State	Raleigh, N.C.	78-92	L
2001	Maryland	Durham, N.C.	75-54	W	1990	North Carolina	Chapel Hill, N.C.	56-58	L
2007	Boston College	Durham, N.C.	73-52	W	1997	North Carolina	Chapel Hill, N.C.	61-81	L
2012	Virginia Tech	Durham, N.C.	67-45	W....	1999	North Carolina	Durham, N.C.	88-78	W
<b>FEBRUARY 16 (5-4)</b>					2000	Clemson	Clemson, S.C.	59-44	W
1977	N.C. Central	Durham, N.C.	58-53	W	2002	Florida State	Durham, N.C.	88-55	W
1978	Appalachian State	Durham, N.C.	68-75	L	2010	Maryland	Durham, N.C.	71-59	W
1979	Appalachian State	Boone N.C.	64-85	W	<b>FEBRUARY 22 (6-8)</b>				
1982	East Carolina	Durham, N.C.	57-79	L	1979	East Carolina	Boone, N.C.	46-69	L
1984	North Carolina	Durham, N.C.	80-67	W	1980	North Carolina	Raleigh, N.C.	59-83	L
1988	Wake Forest	Durham, N.C.	59-62	L	1983	N.C. State	Durham, N.C.	81-102	L
1995	Wake Forest	Winston-Salem, N.C.	78-66	W	1986	Maryland	Durham, N.C.	67-72	L
1997	Clemson	Clemson, S.C.	69-72	L	1991	Clemson	Durham, N.C.	59-67	L
2009	Tennessee	Knoxville, Tenn.	62-54	W	1992	Maryland	College Park, Md.	69-74	L
<b>FEBRUARY 17 (7-4)</b>					1994	North Carolina	Chapel Hill, N.C.	58-70	L
1979	Western Carolina	Cullowhee, N.C.	78-89	L	1998	Virginia	Charlottesville, Va.	85-78	W (OT)
1983	North Carolina	Chapel Hill, N.C.	65-82	L	2001	Virginia	Durham, N.C.	76-53	W
1986	UNC Asheville	Durham, N.C.	95-41	W	2004	Maryland	College Park, Md.	72-59	W
1996	Georgia Tech	Atlanta, Ga.	70-55	W	2006	Virginia Tech	Durham, N.C.	93-51	W
2000	N.C. State	Durham, N.C.	70-64	W	2008	Virginia Tech	Blacksburg, Va.	72-60	W
2003	Wake Forest	Winston-Salem, N.C.	83-41	W	2009	Maryland	College Park, Md.	59-77	L
2005	Clemson	Durham, N.C.	72-48	W	2013	Florida State	Durham, N.C.	61-50	W
2008	Maryland	Durham, N.C.	69-76	L	<b>FEBRUARY 23 (3-4)</b>				
2011	Maryland	College Park, Md.	47-69	L	1980	East Carolina	Raleigh, N.C.	65-99	L
2013	Wake Forest	Durham, N.C.	81-70	W	1981	Appalachian State	Boone, N.C.	69-46	W
2014	Maryland	Durham, N.C.	84-63	W	1985	UNC Wilmington	Wilmington, N.C.	96-86	W
<b>FEBRUARY 18 (6-5)</b>					1987	North Carolina	Durham, N.C.	67-83	L
1978	Western Carolina	Durham, N.C.	56-93	L	1993	North Carolina	Durham, N.C.	63-84	L
1981	North Carolina	Chapel Hill, N.C.	47-77	L	1996	North Carolina	Durham, N.C.	61-58	W
1984	Campbell	Durham, N.C.	89-64	W	2014	Notre Dame	South Bend, Ind.	70-81	L
1990	Maryland	Durham, N.C.	58-62	L	<b>FEBRUARY 24 (9-2)</b>				
1992	N.C. State	Durham, N.C.	67-87	L	1977	Campbell	High Point, N.C.	50-61	L
1994	Maryland	Durham, N.C.	62-60	W	1978	North Carolina	Durham, N.C.	72-80	L
1995	Georgia Tech	Durham, N.C.	77-68	W	1988	N.C. State	Durham, N.C.	68-66	W
1999	N.C. State	Durham, N.C.	75-67	W	1991	Georgia Tech	Durham, N.C.	89-76	W
2001	N.C. State	Raleigh, N.C.	55-69	L	2000	Florida State	Durham, N.C.	87-52	W
2002	N.C. State	Durham, N.C.	81-54	W	2002	North Carolina	Chapel Hill, N.C.	90-75	W
2007	Maryland	College Park, Md.	69-57	W	2005	Miami	Durham, N.C.	95-61	W
<b>FEBRUARY 19 (10-5)</b>					2008	Virginia	Durham, N.C.	78-70	W
1977	Campbell	Durham, N.C.	48-66	L	2011	Virginia	Charlottesville, N.C.	71-48	W
1980	Guilford	Greensboro, N.C.	82-69	W	2012	Miami	Durham, N.C.	74-64	W
1982	Appalachian State	Durham, N.C.	85-73	W	2013	Maryland	College Park, Md.	75-59	W
1983	UNC Charlotte	Charlotte, N.C.	66-73	L	<b>FEBRUARY 25 (5-3)</b>				
1985	N.C. State	Durham, N.C.	72-73	L	1983	Appalachian State	Durham, N.C.	89-51	W
1991	North Carolina	Chapel Hill, N.C.	59-54	W	1984	UNC Wilmington	Durham, N.C.	87-69	W
1993	Wake Forest	Winston-Salem, N.C.	71-59	W	1989	Georgia Tech	Atlanta, Ga.	78-71	W
1996	Clemson	Clemson, S.C.	75-65	W	1994	Florida State	Tallahassee, Fla.	73-78	L
1997	Virginia	Durham, N.C.	56-86	L	1995	North Carolina	Chapel Hill, N.C.	57-82	L
1998	N.C. State	Durham, N.C.	65-62	W	2006	North Carolina	Chapel Hill, N.C.	65-77	L



## GAMES BY DATE

## 2014-15 WOMEN'S BASKETBALL MEDIA GUIDE

2007	North Carolina	Durham, N.C.	67-62	W	1995	Virginia	Rock Hill, S.C.	83-82	W (OT)
2009	Wake Forest	Winston-Salem, N.C.	83-50	W	2000	Florida State	Greensboro, N.C.	92-65	W
<b>FEBRUARY 26 (5-3)</b>					2001	Florida State	Greensboro, N.C.	72-56	W
1982	N.C. State	Raleigh, N.C.	55-69	L	2002	North Carolina	Greensboro, N.C.	87-80	W
1990	Clemson	Fayetteville, N.C.	68-77	L	2006	Maryland	Greensboro, N.C.	70-78	L
1992	Wake Forest	Durham, N.C.	69-61	W	2011	Wake Forest	Greensboro, N.C.	79-50	W
1993	Georgia Tech	Atlanta, Ga.	67-72	L	<b>MARCH 5 (5-4)</b>				
1999	Florida State	Charlotte, N.C.	90-57	W	1988	Clemson	Fayetteville, N.C.	65-81	L
2001	North Carolina	Durham, N.C.	72-67	W	1993	Wake Forest	Rock Hill, S.C.	69-70	L
2010	Virginia	Durham, N.C.	83-65	W	1994	Maryland	Rock Hill, S.C.	45-60	L
2012	North Carolina	Chapel Hill, N.C.	69-63	W	1995	North Carolina	Rock Hill, S.C.	70-95	L
<b>FEBRUARY 27 (6-5)</b>					2000	Georgia Tech	Greensboro, N.C.	77-56	W
1984	North Carolina A & T	Durham, N.C.	78-39	W	2001	N.C. State	Greensboro, N.C.	57-45	W
1988	Virginia	Durham, N.C.	67-79	L	2005	Wake Forest	Greensboro, N.C.	107-50	W
1989	Wake Forest	Winston-Salem, N.C.	74-79	L	2010	Maryland	Greensboro, N.C.	66-64	W
1994	Georgia Tech	Atlanta, Ga.	56-61	L	2011	Georgia Tech	Greensboro, N.C.	75-66	W
1998	Georgia Tech	Charlotte, N.C.	100-56	W	<b>MARCH 6 (7-0)</b>				
2000	North Carolina	Chapel Hill, N.C.	64-73	L	1992	Wake Forest	Rock Hill, S.C.	61-52	W
2003	Florida State	Tallahassee, Fla.	70-49	W	2000	North Carolina	Greensboro, N.C.	79-76	W
2004	Clemson	Durham, N.C.	102-45	W	2004	Wake Forest	Greensboro, N.C.	77-59	W
2005	North Carolina	Durham, N.C.	68-77	L	2005	Maryland	Greensboro, N.C.	74-44	W
2011	North Carolina	Durham, N.C.	66-58	W	2009	Virginia	Greensboro, N.C.	76-53	W
2014	Wake Forest	Durham, N.C.	71-56	W	2010	Georgia Tech	Greensboro, N.C.	67-55	W
<b>FEBRUARY 28 (2-4)</b>					2011	North Carolina	Greensboro, N.C.	81-66	W
1983	Western Carolina	Durham, N.C.	77-67	W	<b>MARCH 7 (5-2)</b>				
1987	Maryland	Fayetteville, N.C.	62-64	L	1992	Virginia	Rock Hill, S.C.	55-81	L
1993	Florida State	Tallahassee, Fla.	67-74	L	2003	Wake Forest	Greensboro, N.C.	64-59	W
1997	Maryland	Charlotte, N.C.	60-52	W (OT)	2004	Maryland	Greensboro, N.C.	70-63	W
1999	Clemson	Charlotte, N.C.	71-76	L	2005	North Carolina	Greensboro, N.C.	67-88	L
2010	North Carolina	Chapel Hill, N.C.	54-64	L	2008	Florida State	Greensboro, N.C.	75-57	W
2013	Miami	Coral Gables, Fla.	65-59	L	2010	N.C. State	Greensboro, N.C.	70-60	W
<b>FEBRUARY 29 (0-1)</b>					2014	Georgia Tech	Greensboro, N.C.	82-52	W
1992	Clemson	Clemson, S.C.	59-63	L	<b>MARCH 8 (4-1)</b>				
<b>MARCH 1 (5-2)</b>					2004	North Carolina	Greensboro, N.C.	63-47	W
1985	Clemson	Fayetteville, N.C.	81-76	W	2008	Maryland	Greensboro, N.C.	74-63	W
1986	Wake Forest	Fayetteville, N.C.	71-72	L	2009	Maryland	East Lansing, Mich.	89-92	L
1996	Wake Forest	Rock Hill, S.C.	67-61	W	2013	NC State	Greensboro, N.C.	79-65	W
1997	North Carolina	Charlotte, N.C.	55-66	L	2014	North Carolina	Greensboro, N.C.	66-61	W
2002	Florida State	Greensboro, N.C.	82-66	W	<b>MARCH 9 (3-2)</b>				
2004	N.C. State	Raleigh, N.C.	90-57	W	1982	James Madison	Durham, N.C.	63-60	W
2009	North Carolina	Durham, N.C.	81-79	W	2003	Georgia Tech	Greensboro, N.C.	76-52	W
<b>MARCH 2 (4-9)</b>					2008	North Carolina	Greensboro, N.C.	73-86	L
1978	East Carolina	Greenville, N.C.	47-87	L	2013	Florida State	Greensboro, N.C.	72-66	W
1981	Appalachian State	Chapel Hill, N.C.	73-74	L (OT)	2014	Notre Dame	Greensboro, N.C.	53-69	L
1984	N.C. State	Fayetteville, N.C.	68-61	L	<b>MARCH 10 (2-0)</b>				
1985	N.C. State	Fayetteville, N.C.	57-89	L	2003	North Carolina	Greensboro, N.C.	77-59	W
1991	Clemson	Fayetteville, N.C.	58-60	L	2013	North Carolina	Greensboro, N.C.	92-73	W
1992	Georgia Tech	Atlanta, Ga.	53-75	L	<b>MARCH 11 (1-0)</b>				
1996	N.C. State	Rock Hill, S.C.	79-62	W	1987	Manhattan	Durham, N.C.	70-55	W
2001	Wake Forest	Greensboro, N.C.	75-68	W	<b>MARCH 12 (1-0)</b>				
2003	N.C. State	Durham, N.C.	86-60	W	1982	East Tennessee State	Johnson City, Tenn.	74-73	W (OT)
2007	Virginia	Greensboro, N.C.	79-58	W	<b>MARCH 13 (1-1)</b>				
2008	North Carolina	Chapel Hill, N.C.	51-82	L	1982	Vanderbilt	Johnson City, Tenn.	57-75	L
2012	N.C. State	Greensboro, N.C.	73-75	L	1999	Holy Cross	Durham, N.C.	79-51	W
2014	North Carolina	Chapel Hill, N.C.	60-64	L	<b>MARCH 14 (1-1)</b>				
<b>MARCH 3 (5-2)</b>					1987	Rutgers	Piscataway, N.J.	64-78	L
1990	Clemson	Fayetteville, N.C.	81-76	W	1997	DePaul	Champaign, Ill.	70-56	W
1995	Clemson	Rock Hill, S.C.	78-71	W	<b>MARCH 15 (1-1)</b>				
1996	Clemson	Rock Hill, S.C.	54-71	L	1999	St. Joseph's	Durham, N.C.	66-60	L
2002	Virginia	Greensboro, N.C.	71-67	W	2002	Norfolk State	Durham, N.C.	95-48	W
2006	Virginia Tech	Greensboro, N.C.	69-56	W	<b>MARCH 16 (3-1)</b>				
2007	N.C. State	Greensboro, N.C.	65-70	L	1995	Oklahoma State	Tuscaloosa, Ala.	76-64	W
2013	North Carolina	Durham, N.C.	65-58	W	<b>MARCH 16 (3-1)</b>				
<b>MARCH 4 (5-3)</b>					1983	Clemson	Fayetteville, N.C.	92-93	L (OT)
1983	Clemson	Fayetteville, N.C.	92-93	L (OT)	1989	N.C. State	Fayetteville, N.C.	50-89	L
1989	N.C. State	Fayetteville, N.C.	50-89	L					

## GAMES BY DATE

## 2014-15 WOMEN'S BASKETBALL MEDIA GUIDE

1996	James Madison	Durham, N.C.	85-53	W	MARCH 28 (1-2)				
1997	Illinois	Champaign, Ill.	67-85	L	1999	Purdue	San Jose, Calif.	45-62 L	
1998	Louisville	Durham, N.C.	69-53	W	2004	Louisiana Tech	Norfolk, Va.	63-49 W	
					2006	Connecticut	Bridgeport, Conn.	63-61 L	
<b>MARCH 17 (2-0)</b>									
2001	UW- Milwaukee	Durham, N.C.	96-63	W	<b>MARCH 29 (0-3)</b>				
2002	Texas Christian	Durham, N.C.	76-66	W	2002	Oklahoma	San Antonio, Texas	71-86 L	
					2010	Baylor	Memphis, Tenn.	48-51 L	
					2011	Connecticut	Philadelphia, Pa.	40-75 L	
<b>MARCH 18 (3-1)</b>					<b>MARCH 30 (0-2)</b>				
1996	San Francisco	Durham, N.C.	60-64	L	2004	Minnesota	Norfolk, Va.	75-82 L	
2000	Campbell	Durham, N.C.	71-42	W	2008	Texas A & M	Oklahoma City, Okla.	63-77 L	
2007	Holy Cross	Raleigh, N.C.	81-44	W					
2012	Samford	Nashville, Tenn.	82-47	W					
<b>MARCH 19 (3-0)</b>					<b>MARCH 31 (2-0)</b>				
2001	Arkansas	Durham, N.C.	75-54	W	2003	Texas Tech	Albuquerque, N.M.	57-51 W	
2006	Southern	Norfolk, Va.	96-27	W	2013	Nebraska	Norfolk, Va.	53-45 W	
2011	UT Martin	Durham, N.C.	90-45	W					
<b>MARCH 20 (6-0)</b>					<b>APRIL 2 (1-1)</b>				
1986	West Texas State	Amarillo, Texas	68-67	W	2006	Louisiana State	Boston, Mass.	84-45 W	
1999	Old Dominion	Greensboro, N.C.	76-63	W	2013	Notre Dame	Norfolk, Va.	76-87 L	
2005	Canisius	Chapel Hill, N.C.	80-48	W	<b>APRIL 4 (0-1)</b>				
2007	Temple	Raleigh, N.C.	62-52	W	2006	Maryland	Boston, Mass.	75-78 L (OT)	
2010	Hampton	Durham, N.C.	72-37	W	<b>APRIL 6 (0-1)</b>				
2012	Vanderbilt	Nashville, N.C.	96-80	W	2003	Tennessee	Atlanta, Ga.	56-66 L	
<b>MARCH 21 (4-1)</b>									
1986	Northwestern State	Amarillo, Texas	88-89	L					
1998	Florida	Oakland, Calif.	71-58	W					
2004	Northwestern State	Durham, N.C.	103-51	W					
2006	Southern California	Norfolk, Va.	85-51	W					
2011	Marist	Durham, N.C.	71-66	W					
<b>MARCH 22 (4-1)</b>									
1986	Notre Dame	Amarillo, Texas	67-74	L					
1999	Tennessee	Greensboro, N.C.	69-63	W					
2005	Boston College	Chapel Hill, N.C.	70-65	W					
2009	Austin Peay	East Lansing, Mich.	83-42	W					
2014	Winthrop	Durham, N.C.	87-45	W					
<b>MARCH 23 (4-2)</b>									
1998	Arkansas	Oakland, Calif.	72-77	L					
2002	Texas	Raleigh, N.C.	62-46	W					
2003	Georgia State	Raleigh, N.C.	66-48	W					
2004	Marquette	Durham, N.C.	76-67	W					
2008	Murray State	College Park, Md.	78-57	W					
2014	DePaul	Durham, N.C.	65-74	L					
<b>MARCH 24 (2-3)</b>									
2001	Southwest Mississippi State	Spokane, Wash.	71-81	L					
2007	Rutgers	Greensboro, N.C.	52-53	L					
2009	Michigan State	East Lansing, Mich.	49-63	L					
2012	St. John's	Fresno, Calif.	74-47	W					
2013	Hampton	Durham, N.C.	67-51	W					
<b>MARCH 25 (3-1)</b>									
2000	Louisiana State	Richmond, Va.	66-79	L					
2002	South Carolina	Raleigh, N.C.	77-68	W					
2003	Utah	Raleigh, N.C.	65-54	W					
2008	Arizona State	College Park, Md.	67-59	W					
<b>MARCH 26 (4-1)</b>									
1999	Georgia	San Jose, Calif.	81-69	W					
2005	Georgia	Chattanooga, Tenn.	63-57	W					
2006	Michigan State	Bridgeport, Conn.	86-61	W					
2012	Stanford	Fresno, Calif.	69-81	L					
2013	Oklahoma State	Durham, N.C.	68-59	W					
<b>MARCH 27 (2-0)</b>									
2010	San Diego State	Memphis, Tenn.	66-58	W					
2011	DePaul	Philadelphia, Pa.	70-63	W					

GAMES BY LOCATION

2014-15 WOMEN'S BASKETBALL MEDIA GUIDE

YEAR	OPPONENT	LOCATION	SCORE	RESULT	1-25-99	Florida State	Tallahassee, Fla.	92-75	W
<b>ALABAMA (5-1)</b>					1-24-00	Florida State	Tallahassee, Fla.	59-54	W
3-16-95	Oklahoma State	Tuscaloosa, Ala.	76-64	W	1-08-01	Florida State	Tallahassee, Fla.	73-60	W
3-18-95	Alabama	Tuscaloosa, Ala.	120-121 (4OT)	L	12-2-01	Louisiana Tech	Orlando, Fla.	76-64	W
12-29-04	Rhode Island	Auburn, Ala.	89-63	W	1-27-02	Florida State	Tallahassee, Fla.	102-80	W
12-31-04	Auburn	Auburn, Ala.	80-61	W	2-27-03	Florida State	Tallahassee, Fla.	70-49	W
11-18-10	Auburn	Auburn, Ala.	75-62	W	2-04-04	Florida State	Tallahassee, Fla.	74-80	L
11-18-11	Auburn	Auburn, Ala.	73-50	W	2-03-05	Miami	Coral Gables, Fla.	72-63	W
<b>BAHAMAS (5-1)</b>					2-19-06	Miami	Coral Gables, Fla.	99-93	W (2OT)
12-20-99	Sacramento State	Nassau, Bahamas	81-45	W	11-15-07	South Florida	Tampa, Fla.	89-52	W
12-21-99	Liberty	Nassau, Bahamas	66-45	W	1-25-07	Florida State	Tallahassee, Fla.	73-60	W
11-26-04	Stephen F. Austin	Grand Bahama Island	84-29	W	1-05-08	Miami	Coral Gables, Fla.	84-72	W
11-27-04	Kansas State	Grand Bahama Island	63-51	W	1-29-09	Florida State	Tallahassee, Fla.	75-82	L (OT)
11-25-11	Gardner-Webb	Grand Bahama Island	97-31	W	1-14-10	Miami	Coral Gables, Fla.	69-62	W
11-26-11	Notre Dame	Grand Bahama Island	54-56	L	1-14-11	Florida State	Tallahassee, Fla.	87-70	W
<b>CALIFORNIA (18-6)</b>					2-12-12	Florida State	Tallahassee, Fla.	67-57	W
12-27-87	California	Berkeley, Calif.	85-57	W	2-22-13	Miami	Coral Gables, Fla.	65-69	L
12-29-87	San Jose State	San Jose, Calif.	86-47	W	1-23-14	Florida State	Tallahassee, Fla.	85-77	W(OT)
12-30-87	Purdue	San Jose, Calif.	76-71	W	1-30-14	Miami	Coral Gables, Fla.	76-75	W
12-20-93	Detroit Mercy	Berkeley, Calif.	94-82	W	<b>GEORGIA (25-7)</b>				
12-21-93	California	Berkeley, Calif.	66-72	L	1-21-80	Georgia Tech	Atlanta, Ga.	72-71	W
3-21-98	Florida	Oakland, Calif.	71-58	W	2-06-82	Georgia Tech	Atlanta, Ga.	61-64	L
3-23-98	Arkansas	Oakland, Calif.	72-77	L	1-03-83	Georgia Tech	Atlanta, Ga.	55-43	W
11-13-98	Connecticut	San Jose, Calif.	74-104	L	12-30-83	Georgia Tech	Atlanta, Ga.	55-43	W
11-14-98	Stanford	San Jose, Calif.	77-57	W	1-07-84	Georgia Tech	Atlanta, Ga.	74-72	W
12-28-98	UCLA	Los Angeles, Calif.	85-80	W	1-12-85	Georgia Tech	Atlanta, Ga.	65-58	W
3-26-99	Georgia	San Jose, Calif.	81-69	W	1-11-86	Georgia Tech	Atlanta, Ga.	78-69	W
3-28-99	Purdue	San Jose, Calif.	45-62	L	2-07-87	Georgia Tech	Atlanta, Ga.	86-72	W
12-28-03	Hampton	Los Angeles, Calif.	90-59	W	1-29-88	Georgia Tech	Atlanta, Ga.	80-71	W
12-29-03	Loyola Marymount	Los Angeles, Calif.	81-53	W	2-25-89	Georgia Tech	Atlanta, Ga.	78-71	W
12-28-05	St. John's	San Diego, Calif.	90-55	W	1-28-90	Georgia Tech	Atlanta, Ga.	74-78	L
12-30-05	San Diego	San Diego, Calif.	119-52	W	1-26-91	Georgia Tech	Atlanta, Ga.	93-79	W
12-19-08	Southern California	Los Angeles, Calif.	97-89	W	3-02-92	Georgia Tech	Atlanta, Ga.	53-75	L
12-20-08	Siena	Los Angeles, Calif.	86-41	W	2-26-93	Georgia Tech	Atlanta, Ga.	67-72	L
12-15-09	Stanford	Palo Alto, Calif.	55-71	L	2-27-94	Georgia Tech	Atlanta, Ga.	56-61	L
3-24-12	St. John's	Fresno, Calif.	74-47	W	1-18-95	Georgia Tech	Atlanta, Ga.	80-71	W
3-26-12	Stanford	Fresno, Calif.	69-81	W	2-17-96	Georgia Tech	Atlanta, Ga.	70-55	W
12-21-12	CSU-Bakersfield	Los Angeles, Calif.	97-63	W	1-30-97	Georgia Tech	Atlanta, Ga.	83-58	W
12-22-12	Southern California	Los Angeles, Calif.	75-60	W	2-05-98	Georgia Tech	Atlanta, Ga.	58-55	W
11-10-13	California	Berkeley, Calif.	70-58	W	1-09-00	Georgia Tech	Atlanta, Ga.	64-45	W
<b>COLORADO (1-0)</b>					2-12-01	Georgia Tech	Atlanta, Ga.	74-54	W
11-11-07	Denver	Denver, Colo.	57-37	W	12-27-01	Tennessee	Atlanta, Ga.	68-89	L
<b>CONNECTICUT (2-3)</b>					12-30-01	Georgia Tech	Atlanta, Ga.	76-60	W
1-03-04	Connecticut	Hartford, Conn.	68-67	W	1-13-03	Georgia Tech	Atlanta, Ga.	79-59	W
3-26-06	Michigan State	Bridgeport, Conn.	86-61	W	4-06-03	Tennessee	Atlanta, Ga.	56-66	L
3-28-06	Connecticut	Bridgeport, Conn.	63-61	L	1-08-04	Georgia Tech	Atlanta, Ga.	77-45	W
1-31-11	Connecticut	Storrs, Conn.	51-87	L	2-20-05	Georgia Tech	Atlanta, Ga.	73-55	W
1-21-13	Connecticut	Storrs, Conn.	49-79	L	1-11-06	Georgia Tech	Atlanta, Ga.	67-59	W
<b>FLORIDA (27-10)</b>					1-24-08	Georgia Tech	Atlanta, Ga.	73-47	W
1-08-82	Stetson	DeLand, Fla.	79-59	W	2-19-10	Georgia Tech	Atlanta, Ga.	64-50	W
12-29-83	Providence	Miami, Fla.	64-65	L	1-18-12	Georgia Tech	Atlanta, Ga.	79-62	W
1-01-84	Florida International	Miami, Fla.	56-83	L	1-5-14	Georgia Tech	Atlanta, Ga.	64-47	W
12-20-84	Stetson	DeLand, Fla.	67-56	W	<b>ILLINOIS (3-3)</b>				
12-20-84	Georgetown	Tampa, Fla.	84-49	W	11-28-86	Florida	Chicago, Ill.	76-74	W
12-21-84	Georgia Southern	Tampa, Fla.	71-65	W	11-29-86	DePaul	Chicago, Ill.	72-78	L
12-21-90	South Alabama	Tampa, Fla.	76-70	W	3-14-97	DePaul	Champaign, Ill.	70-56	W
12-22-90	South Florida	Tampa, Fla.	78-62	W	3-16-97	Illinois	Champaign, Ill.	67-85	L
1-21-92	Florida State	Tallahassee, Fla.	55-67	L	11-21-08	Hartford	Chicago, Ill.	51-53	L
2-28-93	Florida State	Tallahassee, Fla.	67-74	L	11-22-08	Southern	Chicago, Ill.	93-52	W
2-25-94	Florida State	Tallahassee, Fla.	73-78	L	<b>INDIANA (4-3)</b>				
1-28-95	Florida State	Tallahassee, Fla.	75-71	W	12-28-91	Purdue	West Lafayette, Ind.	58-74	W
1-27-96	Florida State	Tallahassee, Fla.	61-47	W	12-29-91	Kent State	West Lafayette, Ind.	84-79	W
2-02-97	Florida State	Tallahassee, Fla.	77-70	W	11-16-03	Texas	West Lafayette, Ind.	77-85	L
12-28-97	Kent State	Gainesville, Fla.	69-57	W	11-17-04	Notre Dame	South Bend, Ind.	65-76	L
12-29-97	Florida	Gainesville, Fla.	63-70	L	12-18-04	Purdue	Indianapolis, Ind.	66-48	W
12-6-98	Tennessee	Orlando, Fla.	60-74	L	12-20-04	Ball State	Muncie, Ind.	81-31	W
2-15-98	Florida State	Tallahassee, Fla.	79-67	W	2-23-14	Notre Dame	South Bend, Ind.	70-81	L

## GAMES BY LOCATION

## 2014-15 WOMEN'S BASKETBALL MEDIA GUIDE

<b>KENTUCKY (5-3)</b>					12-19-06	Bowling Green	Cancun, Mexico	55-46	W
12-02-83	Toledo	Richmond, Ky.	66-59	W	12-20-06	SMU	Cancun, Mexico	75-45	W
12-03-83	Eastern Kentucky	Richmond, Ky.	44-46	L	12-21-06	Pittsburgh	Cancun, Mexico	72-51	W
11-25-89	Illinois	Bowling Green, Ky.	63-68	L	11-26-09	Western Kentucky	Cancun, Mexico	70-47	W
11-26-89	St. Johns	Bowling Green, Ky.	95-63	W	11-27-09	Marquette	Cancun, Mexico	74-43	W
11-28-08	Western Kentucky	Bowling Green, Ky.	59-56	W	<b>MICHIGAN (4-2)</b>				
11-20-11	Western Kentucky	Bowling Green, Ky.	80-54	W	11-24-90	Louisville	Lansing, Mich.	66-73	L
12-8-11	Kentucky	Lexington, Ky.	65-72	L	11-25-06	Michigan	Ann Arbor, Mich.	92-47	W
12-22-13	Kentucky	Lexington, Ky.	69-61	W	3-08-09	Maryland	East Lansing, Mich.	89-92	L
<b>LOUISIANA (5-0)</b>					3-22-09	Austin Peay	East Lansing, Mich.	83-42	W
12-30-88	Southeastern Louisiana	Hammond, La.	82-71	W	3-24-09	Michigan State	East Lansing, Mich.	49-63	L
12-29-88	Tulane	New Orleans, La.	80-72	W	11-25-12	Michigan	Ann Arbor, Mich.	71-54	W
11-25-95	Pepperdine	New Orleans, La.	108-70	W	<b>NEW HAMPSHIRE (2-0)</b>				
12-02-95	Delaware	New Orleans, La.	95-50	W	12-29-06	Dartmouth	Hanover, N.H.	77-40	W
12-20-03	Northwestern State	Natchitoches, La.	105-53	W	12-30-06	Boston University	Hanover, N.H.	72-42	W
<b>MAINE (3-0)</b>					<b>NEW JERSEY (6-1)</b>				
11-25-88	Eastern Washington	Bangor, Maine	79-57	W	12-22-79	Princeton	Princeton, N.J.	66-61	W
11-26-88	San Diego	Bangor, Maine	64-56	W	12-18-85	Rider	Lawrenceville, N.J.	79-36	W
12-21-10	Maine	Orono, Maine	75-34	W	12-19-85	Seton Hall	South Orange, N.J.	88-66	W
<b>MARYLAND (15-19)</b>					3-14-87	Rutgers	Piscataway, N.J.	64-78	L
1-18-79	Maryland	College Park, Md.	55-82	L	12-31-89	Seton Hall	South Orange, N.J.	72-65	W
2-08-80	North Carolina	College Park, Md.	63-85	L	12-11-99	Seton Hall	South Orange, N.J.	66-52	W
1-10-81	Maryland	College Park, Md.	68-85	L	12-04-06	Rutgers	New Brunswick, N.J.	85-45	W
2-13-83	Maryland	College Park, Md.	68-89	L	<b>NEW MEXICO (4-0)</b>				
12-10-83	Maryland	College Park, Md.	54-81	L	11-10-00	UCLA	Albuquerque, N.M.	80-52	W
2-06-85	Maryland	College Park, Md.	63-60	W	11-11-00	LSU	Albuquerque, N.M.	56-45	W
12-07-85	Maryland	College Park, Md.	60-74	L	3-29-03	Georgia	Albuquerque, N.M.	66-63	W
12-12-86	Maryland	College Park, Md.	64-65	L	3-31-03	Texas Tech	Albuquerque, N.M.	57-51	W
1-09-88	Maryland	College Park, Md.	73-83	L	<b>NEW YORK (10-1)</b>				
2-04-89	Maryland	College Park, Md.	64-100	L	1-06-83	Manhattan	Manhattan, N.Y.	64-69	L
1-05-90	Maryland	College Park, Md.	60-68	L	1-07-83	Wagner	Staten Island, N.Y.	87-56	W
2-01-91	Maryland	College Park, Md.	45-44	W	12-27-86	Hofstra	Long Island, N.Y.	82-69	W
2-22-92	Maryland	College Park, Md.	69-74	L	12-29-86	St. John's	Jamaica, N.Y.	80-63	W
2-05-93	Maryland	College Park, Md.	71-90	L	12-30-86	Kentucky	Jamaica, N.Y.	68-63	W
11-29-93	Loyola (MD)	Baltimore, Md.	76-67	W	12-25-89	Wagner	Staten Island, N.Y.	66-56	W
2-05-94	Maryland	College Park, Md.	50-67	L	12-28-89	Hofstra	Staten Island, N.Y.	86-48	W
1-08-95	Maryland	College Park, Md.	80-62	W	12-20-95	Manhattan	Manhattan, N.Y.	73-61	W
2-05-96	Maryland	College Park, Md.	52-63	L	12-8-07	Pittsburgh	Manhattan, N.Y.	51-49	W
1-12-97	Maryland	College Park, Md.	64-68	L	12-9-12	St. John's	New York, N.Y.	60-42	W
1-30-98	Maryland	College Park, Md.	53-54	L	1-9-14	Syracuse	Syracuse, N.Y.	86-53	W
1-03-00	Maryland	College Park, Md.	79-61	W	<b>NORTH CAROLINA (280-66)</b>				
1-14-01	Maryland	College Park, Md.	75-64	W	12-03-75	St. Augustine	Durham, N.C.	45-65	L
2-02-02	Maryland	College Park, Md.	66-55	W	12-06-75	Pfeiffer	Durham, N.C.	49-77	L
2-13-05	Maryland	College Park, Md.	60-49	W	12-09-75	Peace	Raleigh, N.C.	48-81	L
1-08-06	Maryland	College Park, Md.	86-68	W	1-13-76	North Carolina	Chapel Hill, N.C.	53-85	L
2-22-04	Maryland	College Park, Md.	72-59	W	1-15-76	N.C. Central	Durham, N.C.	36-64	L
2-18-07	Maryland	College Park, Md.	69-57	W	2-06-77	Shaw	Durham, N.C.	59-76	L
3-23-08	Murray State	College Park, Md.	78-57	W	12-01-77	UNC Greensboro	Durham, N.C.	57-82	L
3-25-08	Arizona State	College Park, Md.	67-59	W	12-03-77	East Carolina	Greenville, N.C.	55-80	L
2-22-09	Maryland	College Park, Md.	59-77	L	12-05-77	Virginia	Durham, N.C.	57-74	L
1-24-10	Maryland	College Park, Md.	58-57	W	12-08-77	Wake Forest	Durham, N.C.	54-55	L
2-17-11	Maryland	College Park, Md.	47-69	L	1-14-78	Maryland	Durham, N.C.	47-117	L
2-15-12	Maryland	College Park, Md.	61-63	L	11-28-78	UNC Wilmington	Durham, N.C.	71-61	W
2-24-13	Maryland	College Park, Md.	75-79	W	11-30-78	Wake Forest	Winston-Salem, N.C.	66-52	W
<b>MASSACHUSETTS (7-1)</b>					12-02-78	East Carolina	Greenville, N.C.	66-81	L
11-30-91	Fairfield	Cambridge, Mass.	75-68	W	12-04-78	Guilford	Durham, N.C.	82-48	W
12-01-91	Harvard	Cambridge, Mass.	86-63	W	12-07-78	North Carolina	Durham, N.C.	65-82	L
11-22-00	Boston College	Chestnut Hill, Mass.	67-49	W	1-10-79	Catawba	Durham, N.C.	82-33	W
1-14-06	Boston College	Chestnut Hill, Mass.	66-52	W	1-13-79	Georgia Tech	Durham, N.C.	70-55	W
1-16-06	Holy Cross	Worcester, Mass.	84-36	W	11-29-79	N.C. State	Raleigh, N.C.	55-86	L
2-7-08	Boston College	Chestnut Hill, Mass.	51-41	W	12-01-79	East Carolina	Durham, N.C.	76-75	W
2-04-10	Boston College	Chestnut Hill, Mass.	57-61	L	12-06-79	North Carolina	Chapel Hill, N.C.	58-91	L
2-9-12	Boston College	Chestnut Hill, Mass.	71-62	W	12-08-79	UNC Asheville	Durham, N.C.	101-53	W
1-6-13	Boston College	Chestnut Hill, Mass.	90-53	W	12-21-79	St. John's	Durham, N.C.	55-79	L
<b>MEXICO (7-0)</b>					1-05-80	Colorado	Durham, N.C.	64-78	L
12-17-00	Arkansas State	Cancun, Mexico	69-45	W	1-11-80	Connecticut	Durham, N.C.	69-81	L
12-19-00	Oral Roberts	Cancun, Mexico	62-51	W					



1-12-80	Georgia State	Durham, N.C.	57-68	L	1-11-90	N.C. State	Durham, N.C.	87-103	L
11-29-80	George Mason	Durham, N.C.	86-50	W	1-13-90	Georgia Tech	Durham, N.C.	72-68	W
12-02-80	UNC Wilmington	Durham, N.C.	78-77	W	11-29-90	East Tennessee State	Durham, N.C.	85-55	W
12-04-80	N.C. State	Durham, N.C.	78-96	L	12-01-90	Harvard	Durham, N.C.	90-76	W
12-06-80	Appalachian State	Durham, N.C.	90-71	W	12-02-90	Purdue	Durham, N.C.	58-69	L
12-08-80	Wake Forest	Durham, N.C.	98-75	W	12-18-90	Charleston	Durham, N.C.	82-54	W
1-08-81	Manhattan	Durham, N.C.	74-54	W	12-28-90	Xavier	Durham, N.C.	73-78	L
1-14-81	Wake Forest	Winston-Salem, N.C.	76-61	W	1-05-91	Virginia	Durham, N.C.	56-92	L
11-20-81	George Washington	Durham, N.C.	82-45	W	1-09-91	N.C. State	Raleigh, N.C.	84-96	L
11-21-81	Marshall	Durham, N.C.	57-58	L	1-12-91	Old Dominion	Durham, N.C.	70-62	W
11-27-81	Georgia Tech	Durham, N.C.	62-50	W	1-15-91	North Carolina	Durham, N.C.	78-72	W
12-01-81	Wake Forest	Winston-Salem, N.C.	60-67	L	11-27-91	UNC Wilmington	Durham, N.C.	94-37	W
12-03-81	North Carolina	Durham, N.C.	47-73	L	12-06-91	Yale	Durham, N.C.	60-55	W
12-08-81	N.C. State	Durham, N.C.	53-70	L	12-07-91	Seton Hall	Durham, N.C.	60-67	L
12-11-81	Virginia Tech	Durham, N.C.	71-58	W	12-11-91	UNC Asheville	Durham, N.C.	100-42	W
1-03-82	Maryland	Durham, N.C.	52-65	L	12-15-91	UNC Greensboro	Durham, N.C.	87-76	W
1-09-82	Georgia Southern	Durham, N.C.	58-64	L	1-02-91	Wisconsin-Green Bay	Durham, N.C.	70-59	W
1-12-82	Wake Forest	Winston-Salem, N.C.	75-52	W	1-03-92	Georgia Tech	Durham, N.C.	80-76	W
1-15-82	James Madison	Greenville, N.C.	75-76	L	1-07-92	N.C. State	Raleigh, N.C.	73-69	W
11-26-82	Eastern Kentucky	Durham, N.C.	74-57	W	1-10-92	Clemson	Durham, N.C.	72-107	L
12-04-82	UNC Charlotte	Durham, N.C.	78-46	W	1-15-92	North Carolina	Chapel Hill, N.C.	54-58	L
12-10-82	Furman	Durham, N.C.	88-51	W	12-01-92	UNC Wilmington	Durham, N.C.	88-52	W
12-11-82	Baptist	Durham, N.C.	86-37	W	12-04-92	Northeastern	Durham, N.C.	64-53	W
12-30-82	Virginia	Durham, N.C.	73-63	W	12-05-92	Virginia Tech	Durham, N.C.	85-63	W
1-11-83	North Carolina	Durham, N.C.	68-84	L	12-08-92	East Tennessee State	Durham, N.C.	114-74	W
1-14-83	San Diego State	Durham, N.C.	82-68	W	12-11-92	UNC Greensboro	Greensboro, N.C.	80-76	W
11-26-83	N.C. Central	Durham, N.C.	103-60	W	12-20-92	Appalachian State	Durham, N.C.	79-76	W
11-27-83	Mars Hill	Durham, N.C.	90-47	W	1-03-93	Florida State	Durham, N.C.	72-84	L
11-29-83	Virginia	Durham, N.C.	58-72	L	1-06-93	Loyola (MD)	Durham, N.C.	61-52	W
12-06-83	Clemson	Durham, N.C.	72-78	L	1-13-93	N.C. State	Raleigh, N.C.	60-77	L
1-14-84	Pennsylvania	Durham, N.C.	74-47	W	11-26-93	Morgan State	Durham, N.C.	116-63	W
1-11-84	North Carolina	Chapel Hill, N.C.	63-72	L	12-04-93	American	Durham, N.C.	104-71	W
11-20-84	N.C. Central	Durham, N.C.	109-53	W	12-05-93	Miami (Ohio)	Durham, N.C.	98-54	W
11-23-84	Furman	Durham, N.C.	103-66	W	12-08-93	Appalachian State	Boone, N.C.	79-66	W
11-28-84	Mars Hill	Durham, N.C.	93-60	W	12-11-93	McNeese State	Durham, N.C.	103-50	W
12-05-84	Wake Forest	Winston-Salem, N.C.	53-64	L	12-30-93	N.C. State	Durham, N.C.	69-66	W
12-08-84	Maryland	Durham, N.C.	68-58	W	1-02-94	Wake Forest	Winston-Salem, N.C.	56-50	W
12-31-84	Clemson	Durham, N.C.	84-76	W	1-05-94	East Carolina	Greenville, N.C.	110-69	W
1-05-85	Virginia	Durham, N.C.	58-75	W	1-12-94	N.C. State	Raleigh, N.C.	70-71	L
1-08-85	North Carolina	Durham, N.C.	63-62	W	1-14-94	Georgia Tech	Durham, N.C.	77-59	W
11-23-85	Maryland-Eastern Shore	Durham, N.C.	85-68	W	11-30-94	UNC Asheville	Durham, N.C.	114-57	W
11-26-85	Cheyney	Durham, N.C.	98-66	W	12-03-94	Wisconsin- Milwaukee	Durham, N.C.	104-34	W
12-04-85	Wake Forest	Durham, N.C.	77-67	W	12-04-94	Indiana State	Durham, N.C.	100-66	W
12-30-85	Indiana State	Durham, N.C.	94-40	W	12-07-94	Florida State	Durham, N.C.	84-68	W
1-04-86	Radford	Durham, N.C.	86-72	W	12-18-94	Princeton	Durham, N.C.	67-64	W
1-07-86	North Carolina	Durham, N.C.	79-78	W	12-21-94	Charleston Southern	Durham, N.C.	101-57	W
12-03-86	Clemson	Durham, N.C.	78-72	W	1-01-95	Manhattan	Durham, N.C.	101-71	W
12-09-86	Winthrop	Durham, N.C.	80-45	W	1-04-95	N.C. State	Durham, N.C.	91-70	W
1-04-87	Old Dominion	Durham, N.C.	63-56	W	11-29-95	UNC Asheville	Asheville, N.C.	95-57	W
1-07-87	North Carolina	Chapel Hill, N.C.	68-76	L	12-04-95	Michigan State	Durham, N.C.	67-52	W
1-10-87	Brigham Young	Durham, N.C.	80-60	W	12-06-95	Florida State	Durham, N.C.	92-30	W
1-14-87	Wake Forest	Winston-Salem, N.C.	72-73	L	12-10-95	Seton Hall	Durham, N.C.	76-66	W
11-27-87	Wisconsin	Durham, N.C.	86-66	W	12-29-95	Kentucky	Greensboro, N.C.	73-54	W
11-30-87	Howard	Durham, N.C.	83-71	W	12-30-95	Syracuse	Greensboro, N.C.	84-40	W
12-10-87	East Tennessee State	Durham, N.C.	86-48	W	1-04-96	N.C. State	Raleigh, N.C.	73-75	W
12-12-87	East Carolina	Greenville, N.C.	68-49	W	1-08-96	Virginia	Durham, N.C.	60-61	L
12-21-87	Harvard	Durham, N.C.	86-61	W	1-11-96	Maryland	Durham, N.C.	57-53	W
1-04-88	Clemson	Durham, N.C.	68-61	W	1-14-96	Wake Forest	Winston-Salem, N.C.	74-64	W
1-12-88	Wake Forest	Winston-Salem, N.C.	57-58	L	11-23-96	UNC Asheville	Durham, N.C.	90-52	W
1-15-88	Georgia Tech	Durham, N.C.	77-71	W (OT)	11-24-96	UNC Greensboro	Durham, N.C.	98-68	W
11-30-88	East Carolina	Durham, N.C.	93-60	W	11-27-96	West Virginia	Durham, N.C.	84-70	W
12-02-88	Cleveland State	Durham, N.C.	100-60	W	11-30-96	Illinois State	Durham, N.C.	85-58	W
12-03-88	James Madison	Durham, N.C.	80-79	W	12-01-96	St. Joseph's	Durham, N.C.	63-46	W
12-05-88	William & Mary	Durham, N.C.	65-47	W	12-07-96	Old Dominion	Durham, N.C.	77-89	L
12-20-88	Stanford	Durham, N.C.	76-91	L	12-21-96	Manhattan	Durham, N.C.	85-36	W
1-10-89	North Carolina	Chapel Hill, N.C.	92-93	L (OT)	12-28-96	Rutgers	Greensboro, N.C.	74-36	W
1-14-89	Maryland	Durham, N.C.	86-87	L	12-29-96	George Washington	Greensboro, N.C.	48-54	L
11-28-89	Appalachian State	Boone, N.C.	73-65	W	1-03-97	Florida State	Durham, N.C.	87-46	W
12-01-89	New Hampshire	Durham, N.C.	82-47	W	1-09-97	Wake Forest	Durham, N.C.	82-70	W
12-02-89	Boston College	Durham, N.C.	85-64	W	1-15-97	N.C. State	Raleigh, N.C.	73-86	L
12-06-89	Western Carolina	Durham, N.C.	77-64	W	11-19-97	UNC Greensboro	Durham, N.C.	78-51	W
1-03-90	Radford	Durham, N.C.	72-65	W	11-22-97	Notre Dame	Durham, N.C.	80-62	W

## GAMES BY LOCATION

## 2014-15 WOMEN'S BASKETBALL MEDIA GUIDE

11-29-97	Southern Illinois	Durham, N.C.	76-54	W	1-02-06	Wake Forest	Durham, N.C.	100-54	W
11-30-97	Illinois	Durham, N.C.	65-77	L	1-05-06	Florida State	Durham, N.C.	87-68	W
12-06-97	Ohio	Durham, N.C.	99-59	W	11-11-06	Northeastern	Durham, N.C.	102-49	W
12-07-97	Michigan	Durham, N.C.	64-63	W	11-21-06	Penn State	Durham, N.C.	70-42	W
12-20-97	UCLA	Durham, N.C.	83-93	L	12-07-06	Vanderbilt	Durham, N.C.	69-48	W
12-22-97	Maryland	Durham, N.C.	65-48	W	12-10-06	Texas	Durham, N.C.	80-52	W
1-02-98	Wake Forest	Winston-Salem, N.C.	73-60	W	1-03-07	Miami	Durham, N.C.	72-42	W
1-04-98	Georgia Tech	Durham, N.C.	87-56	W	1-10-07	Georgia Tech	Durham, N.C.	83-51	W
1-12-98	North Carolina	Chapel Hill, N.C.	74-83	L	1-13-07	Maryland	Durham, N.C.	81-62	W
11-17-98	Virginia Tech	Durham, N.C.	70-72	L	11-18-07	UNC Greensboro	Durham, N.C.	84-39	W
11-23-98	Vanderbilt	Durham, N.C.	79-71	W	11-22-07	Purdue	Durham, N.C.	53-41	W
11-28-98	Marquette	Durham, N.C.	91-60	W	11-23-07	Temple	Durham, N.C.	64-53	W
12-02-98	Florida State	Durham, N.C.	91-72	W	12-06-07	Rutgers	Durham, N.C.	49-44	W
12-08-98	Hampton	Durham, N.C.	83-47	W	12-18-07	Utah Valley	Durham, N.C.	95-61	W
12-12-98	Temple	Durham, N.C.	112-34	W	12-21-07	Bucknell	Durham, N.C.	92-49	W
12-19-98	UNC Asheville	Durham, N.C.	94-27	W	1-03-08	N.C. Central	Durham, N.C.	82-29	W
12-28-98	UCLA	Durham, N.C.	85-80	W	1-11-08	Florida State	Durham, N.C.	70-38	W
1-04-99	Virginia	Durham, N.C.	84-68	W	2-01-08	Virginia Tech	Durham, N.C.	85-50	W
1-07-99	Georgia Tech	Durham, N.C.	113-46	W	11-14-08	Oklahoma St.	Durham, N.C.	77-68	W
1-11-99	Wake Forest	Winston-Salem, N.C.	74-59	W	11-16-08	Maine	Durham, N.C.	98-31	W
1-14-99	Clemson	Durham, N.C.	86-77	W	12-04-08	Iowa	Durham, N.C.	71-47	W
11-15-99	UNC Greensboro	Greensboro, N.C.	72-47	W	12-07-08	Michigan	Durham, N.C.	60-45	W
11-17-99	Boston College	Durham, N.C.	70-77	L	12-16-08	Stanford	Durham, N.C.	56-52	W
11-24-99	Vanderbilt	Durham, N.C.	68-59	W	12-28-08	Quinnipiac	Durham, N.C.	78-50	W
11-27-99	Florida A&M	Durham, N.C.	93-38	W	1-05-09	Temple	Durham, N.C.	87-52	W
11-28-99	Penn State	Durham, N.C.	63-49	W	1-09-09	Miami	Durham, N.C.	73-58	W
12-02-99	Elon	Elon, N.C.	101-44	W	1-12-09	Maryland	Durham, N.C.	68-65	W
12-05-99	Virginia	Durham, N.C.	83-62	W	2-02-09	Boston College	Durham, N.C.	69-58	W
12-30-99	Georgetown	Durham, N.C.	68-53	W	11-19-09	Georgia Southern	Durham, N.C.	69-42	W
1-13-00	Wake Forest	Durham, N.C.	82-48	W	12-03-09	Ohio State	Durham, N.C.	83-67	W
11-25-00	Duquesne	Durham, N.C.	97-66	W	12-06-09	Southern California	Durham, N.C.	78-72	W
11-26-00	Toledo	Durham, N.C.	71-41	W	12-18-09	James Madison	Durham, N.C.	79-65	W
12-30-00	Iowa State	Durham, N.C.	81-63	W	12-28-09	N.C. Central	Durham, N.C.	117-28	W
1-02-01	Wake Forest	Durham, N.C.	81-56	W	1-03-10	Providence	Durham, N.C.	88-63	W
1-11-01	Georgia Tech	Durham, N.C.	86-83	W	1-10-10	Wake Forest	Durham, N.C.	65-51	W
11-11-01	Texas Tech	Durham, N.C.	85-69	W	11-13-10	Brigham Young	Durham, N.C.	69-54	W
11-16-01	Elon	Durham, N.C.	102-52	W	11-15-10	Southern California	Durham, N.C.	75-50	W
11-24-01	Davidson	Durham, N.C.	107-58	W	11-21-10	Western Kentucky	Durham, N.C.	82-55	W
11-25-01	South Carolina	Durham, N.C.	81-87	L (OT)	11-27-10	Charlotte	Charlotte, N.C.	61-55	W
12-16-01	UNC Greensboro	Durham, N.C.	90-58	W	12-06-10	Texas A & M	Durham, N.C.	61-58	W
12-20-01	Liberty	Durham, N.C.	95-53	W	12-09-10	Albany	Durham, N.C.	83-48	W
1-02-02	Maryland	Durham, N.C.	90-74	W	12-12-10	Oklahoma State	Durham, N.C.	73-45	W
1-06-02	Wake Forest	Durham, N.C.	91-46	W	12-21-10	Xavier	Durham, N.C.	46-45	W
1-13-02	N.C. State	Raleigh, N.C.	73-68	W	12-30-10	Temple	Durham, N.C.	71-64	W
11-22-02	East Carolina	Durham, N.C.	108-46	W	1-04-11	Kentucky	Durham, N.C.	54-48	W
11-24-02	Tennessee	Raleigh, N.C.	76-55	W	1-06-11	Maryland	Durham, N.C.	71-64	W
12-06-02	Howard	Durham, N.C.	128-53	W	2-03-11	Boston College	Durham, N.C.	66-53	W
12-08-02	St. Joseph's	Durham, N.C.	82-48	W	12-1-11	Purdue	Durham, N.C.	64-53	W
12-16-02	Charleston Southern	Durham, N.C.	106-38	W	12-4-11	Pittsburgh	Durham, N.C.	92-43	W
12-18-02	Florida International	Durham, N.C.	106-58	W	12-11-11	USC Upstate	Durham, N.C.	93-35	W
1-06-03	Clemson	Durham, N.C.	69-53	W	12-20-11	UNC Wilmington	Durham, N.C.	107-45	W
11-21-03	Elon	Durham, N.C.	108-26	W	1-2-12	Virginia	Durham, N.C.	77-66	W
11-23-03	Purdue	Raleigh, N.C.	93-63	W	1-6-12	Wake Forest	Winston-Salem, N.C.	76-58	W
11-30-03	Auburn	Durham, N.C.	66-57	W	1-8-12	N.C. State	Durham, N.C.	83-59	W
12-05-03	Wake Forest	Durham, N.C.	88-55	W	1-13-12	Florida State	Durham, N.C.	73-66	W
12-14-03	Tulsa	Durham, N.C.	90-36	W	1-22-12	Maryland	Durham, N.C.	80-72	W
1-05-04	Florida State	Durham, N.C.	79-66	W	1-30-12	Connecticut	Durham, N.C.	45-61	L
1-11-04	North Carolina	Durham, N.C.	79-57	W	2-2-12	Wake Forest	Durham, N.C.	75-43	W
11-12-04	Davidson	Durham, N.C.	89-69	W	2-6-12	North Carolina	Durham, N.C.	96-56	W
11-14-04	South Florida	Durham, N.C.	82-50	W	2-15-12	Virginia Tech	Durham, N.C.	67-45	W
11-19-04	Penn State	Durham, N.C.	66-58	W	2-24-12	Miami	Durham, N.C.	74-64	W
12-04-04	Pacific	Durham, N.C.	86-30	W	2-26-12	North Carolina	Chapel Hill, N.C.	69-63	W
12-12-04	Liberty	Durham, N.C.	83-48	W	3-2-12	N.C. State	Greensboro, N.C.	73-75	L
12-15-04	Jacksonville State	Durham, N.C.	99-36	W	11-17-12	Presbyterian	Durham, N.C.	84-45	W
1-04-05	Holy Cross	Durham, N.C.	101-42	W	11-18-12	Iona	Durham, N.C.	100-31	W
1-09-05	Virginia Tech	Durham, N.C.	88-67	W	11-23-12	Valparaiso	Durham, N.C.	90-45	W
11-22-05	Fairfield	Durham, N.C.	110-44	W	12-2-12	California	Durham, N.C.	77-63	W
11-25-05	Arkansas State	Durham, N.C.	110-56	W	12-6-12	Georgia Tech	Durham, N.C.	85-52	W
11-27-05	Auburn	Durham, N.C.	69-37	W	12-30-12	Monmouth	Durham, N.C.	72-32	W
12-04-05	Texas	Durham, N.C.	84-70	W	1-3-13	N.C. State	Raleigh, N.C.	67-57	W
12-19-05	Ball State	Durham, N.C.	110-24	W	1-10-13	Clemson	Durham, N.C.	82-45	W
12-22-05	Colorado State	Durham, N.C.	99-52	W	1-13-13	Wake Forest	Winston-Salem, N.C.	73-44	W



## GAMES BY LOCATION

## 2014-15 WOMEN'S BASKETBALL MEDIA GUIDE

3-22-86	Notre Dame	Amarillo, Texas	67-74	L	3-21-06	Southern California	Norfolk, Va.	85-51	W
12-07-91	San Antonio	San Marcos, Texas	71-68	W	1-07-07	Virginia Tech	Blacksburg, Va.	86-54	W
12-08-91	Southwest Texas State	San Marcos, Texas	68-57	W	2-02-07	Virginia	Charlottesville, Va.	76-61	W
11-17-96	Texas A&M	College Station, Texas	73-83	L	2-22-08	Virginia Tech	Blacksburg, Va.	72-60	W
3-29-02	Oklahoma	San Antonio, Texas	71-86	L	1-16-09	Virginia Tech	Blacksburg, Va.	57-52	W
12-27-02	Detroit Mercy	South Padre Island, Texas	92-52	W	2-05-09	Virginia	Charlottesville, Va.	81-67	W
12-29-02	Iowa State	South Padre Island, Texas	88-59	W	2-14-10	Virginia Tech	Blacksburg, Va.	65-53	W
12-4-05	Texas	Austin, Texas	84-70	W	11-30-10	James Madison	Harrisonburg, Va.	75-58	W
12-6-05	TCU	Austin, Texas	92-52	W	1-16-11	Virginia Tech	Blacksburg, Va.	57-43	W
12-28-07	Houston	Houston, Texas	84-68	W	2-24-11	Virginia	Charlottesville, Va.	71-48	W
11-13-09	Houston Baptist	Houston, Texas	104-35	W	1-15-12	Virginia Tech	Blacksburg, Va.	61-34	W
11-15-09	Texas A&M	College Station, Texas	77-95	L	2-8-13	Virginia	Charlottesville, Va.	62-41	W
					2-14-13	Virginia Tech	Blacksburg, Va.	77-33	W
					3-31-13	Nebraska	Norfolk, Va.	53-45	W
UTAH (1-0)					4-2-13	Notre Dame	Norfolk, Va.	76-87	L
11-11-11	Brigham Young	Provo, Utah	61-55	W	1-19-14	Virginia Tech	Blacksburg, Va.	74-70	W
VIRGINIA (39-26)					WASHINGTON (1-2)				
1-20-78	Virginia Commonwealth	Richmond, Va.	65-59	W	12-27-92	Drake	Seattle, Wash.	71-58	W
2-09-78	Maryland	Charlottesville, Va.	39-103	L	12-28-92	Washington	Seattle, Wash.	48-72	L
12-12-78	Virginia Commonwealth	Richmond, Va.	70-57	W	3-24-01	SW Missouri State	Spokane, Wash.	71-81	L
1-24-79	Virginia	Charlottesville, Va.	61-68	L					
1-24-79	Wake Forest	Charlottesville, Va.	80-70	W					
11-25-79	Virginia	Charlottesville, Va.	58-74	L	WISCONSIN (1-0)				
12-10-80	Virginia	Charlottesville, Va.	57-73	L	12-2-10	Wisconsin	Madison, Wis.	59-51	W
1-24-81	Virginia Tech	Blacksburg, Va.	55-66	L	11-24-13	Marquette	Milwaukee, Wis.	78-61	W
2-05-83	Virginia	Charlottesville, Va.	63-66	L					
1-28-84	Richmond	Richmond, Va.	81-71	W					
2-04-84	Virginia	Charlottesville, Va.	55-82	L					
12-01-84	Radford	Radford, Va.	83-64	W					
2-02-85	Virginia	Charlottesville, Va.	66-74	L					
11-30-85	George Mason	Fairfax County, Va.	85-66	W					
12-01-85	Richmond	Richmond, Va.	99-65	W					
1-18-86	Virginia	Charlottesville, Va.	76-90	L					
1-24-87	Virginia	Charlottesville, Va.	43-71	L					
2-10-88	Old Dominion	Norfolk, Va.	83-81	W					
2-27-88	Virginia	Charlottesville, Va.	67-79	L					
12-09-88	Connecticut	Richmond, Va.	83-69	W					
12-10-88	Virginia Commonwealth	Richmond, Va.	83-76	W					
1-07-89	Virginia	Charlottesville, Va.	66-78	L					
1-31-89	Richmond	Richmond, Va.	70-87	L					
12-09-89	William & Mary	Williamsburg, Va.	65-62	W					
12-18-89	Old Dominion	Norfolk, Va.	78-92	L					
2-10-90	Virginia	Charlottesville, Va.	62-86	L					
2-09-91	Virginia	Charlottesville, Va.	61-86	L					
2-15-92	Virginia	Charlottesville, Va.	48-93	L					
1-09-93	Virginia	Charlottesville, Va.	57-76	L					
1-23-93	Radford	Radford, Va.	59-58	W					
2-12-94	Virginia	Charlottesville, Va.	60-73	L					
11-26-94	Montana	Norfolk, Va.	89-49	W					
11-27-94	Old Dominion	Norfolk, Va.	59-64	L					
1-10-95	Virginia	Charlottesville, Va.	62-78	L					
2-10-96	Virginia	Charlottesville, Va.	72-69	W					
12-07-96	Old Dominion	Richmond, Va.	77-89	L					
12-08-96	Richmond	Richmond, Va.	89-60	W					
1-06-97	Virginia	Charlottesville, Va.	55-62	L					
2-22-98	Virginia	Charlottesville, Va.	85-78	W					
2-04-99	Virginia	Charlottesville, Va.	66-56	W					
12-08-99	Virginia Tech	Blacksburg, Va.	70-61	W					
1-30-00	Virginia	Charlottesville, Va.	49-61	L					
3-25-00	LSU	Richmond, Va.	66-79	L					
12-03-00	George Mason	Fairfax County, Va.	88-69	W					
1-22-01	Virginia	Charlottesville, Va.	71-68	W					
12-06-01	Virginia	Charlottesville, Va.	107-73	W					
1-09-03	Virginia	Charlottesville, Va.	60-59	W					
1-18-04	Virginia	Charlottesville, Va.	63-52	W					
3-28-04	Louisiana Tech	Norfolk, Va.	63-49	W					
3-30-04	Minnesota	Norfolk, Va.	75-82	L					
1-14-05	Virginia	Charlottesville, Va.	87-65	W					
11-20-05	Old Dominion	Norfolk, Va.	93-56	W					
2-06-06	Virginia Tech	Blacksburg, Va.	73-62	W					
3-19-06	Southern	Norfolk, Va.	96-27	W					





## 2014-15 Duke Women's Basketball

Back Row (Left to Right): Kate Senger, Bobby Sorrell, Lauren Rice, Heather Ryan, Summer McKeehan;

Middle Row (Left to Right): Assistant Coach Hernando Planells, Michele Van Gorp, Assistant Coach Rene Haynes, Erin Mathias, Oderah Chidom, Kendall Cooper, Amber Henson, Elizabeth Williams, Lynée Belton, Assistant Coach Al Brown, Head Coach Joanne P. McCallie;

Front Row (Left to Right): Jenna Frush, Sierra Calhoun, Rebecca Greenwell, Kallia Johnson, Azurá Stevens, Mercedes Riggs





# ELIZABETH WILLIAMS

SR • 6-3 • CENTER • VIRGINIA BEACH, VA.



## NATIONAL PLAYER OF THE YEAR CANDIDATE

- Three-Time AP All-America
- Three-Time ACC Defensive Player of the Year
- Three-Time First Team All-ACC
- 2011-12 National Freshman of the Year
- Led USA Basketball to Three Gold Medals
- Owns 1,491 points, 790 rebounds and 331 blocks in her career.
- Needs 104 blocks to break the Duke and ACC career blocks record held by Alison Bales (434)
- Needs 24 blocks to move into a tie for 25th on the NCAA career blocks list
- Tallied one career triple-double and 19 double-doubles





# 2014 - 15 SCHEDULE

SUN.	OCT. 26	BLUE/WHITE SCRIMMAGE		2:00 PM
THU.	OCT. 30	LIMESTONE (EXH.)		6:30 PM
SUN.	NOV. 2	ARMSTRONG STATE (EXH.)		2:00 PM
Sun.	Nov. 16	at Alabama	SEC Network	8:00 PM
Thu.	Nov. 20	at Old Dominion		7:00 PM
SUN.	NOV. 23	MARQUETTE		2:00 PM
TUE.	NOV. 25	BUFFALO		6:30 PM
FRI.	NOV. 28	STONY BROOK		6:30 PM
Sun.	Nov. 30	at Texas A&M	SEC Network	1:00 PM

ACC/Big Ten Challenge - Lincoln, Neb.				
Wed.	Dec. 3	at Nebraska	Big Ten Network	7:30 PM

SUN.	DEC. 7	<b>SOUTH CAROLINA</b>	ESPN2	1:00 PM
WED.	DEC. 17	<b>OKLAHOMA</b>	ESPN3	6:30 PM
FRI.	DEC. 19	<b>UMASS LOWELL</b>		6:30 PM
SUN.	DEC. 21	<b>KENTUCKY</b>	ESPN2	3:00 PM
Mon.	Dec. 29	at Connecticut	ESPN2	9:00 PM
FRI.	JAN. 2	<b>N.C. A&amp;T</b>		6:30 PM
SUN.	JAN. 4	<b>WAKE FOREST *</b>		2:00 PM
THU.	JAN. 8	<b>SYRACUSE *</b>	ESPN3	6:30 PM
Sun.	Jan. 11	at Florida State *	RSN	1:00 PM
THU.	JAN. 15	<b>VIRGINIA TECH *</b>		6:30 PM
SUN.	JAN. 18	<b>MIAMI *</b>	RSN	1:00 PM
Thu.	Jan. 22	at Boston College *		7:00 PM
Sun.	Jan. 25	at North Carolina *	ESPN2	5:00 PM
THU.	JAN. 29	<b>PITTSBURGH *</b>	ESPN3	6:30 PM
MON.	FEB. 2	<b>LOUISVILLE *</b>	ESPN2	7:00 PM
Thu.	Feb. 5	at Wake Forest *		7:00 PM
SUN.	FEB. 8	<b>CLEMSON *</b>		2:00 PM
Thu.	Feb. 12	at Virginia *		7:00 PM
Mon.	Feb. 16	at Notre Dame *	ESPN2	9:00 PM
Sun.	Feb. 22	at NC State *	ESPN2	12:00 PM
Thu.	Feb. 26	at Georgia Tech *	ESPN3	7:00 PM
SUN.	MAR. 1	<b>NORTH CAROLINA *</b>	ESPN2	3:00 PM

ACC Tournament - Greensboro, N.C.				
Wed.-Sun.	Mar. 4-8	ACC Tournament	TBA	TBA

NCAA Tournament				
Fri.-Mon.	Mar. 20-23	NCAA First and Second Rounds	TBA	TBA
Fri.-Mon.	Mar. 27-30	NCAA Regionals	TBA	TBA
Sun. & Tue.	Apr. 5 & 7	ACC Final Four (Tampa, Fla.)	TBA	TBA

\* Denotes ACC contest; Home games in **BOLD ALL CAPS**;  
All dates and time (ET) subject to change.

