

2015-16 BASKETBALL

DUKE



AMBER
HENSON



AZURA
STEVENS



REBECCA
GREENWELL



MERCEDES
RIGGS



GODUKE.COM

[DUKE_WBB](https://twitter.com/DUKE_WBB)

[DUKEWBB](https://www.facebook.com/DUKEWBB)

[DUKEWBB](https://www.instagram.com/DUKEWBB)

2015-16 Duke Radio/Television Roster



2 - Haley Gorecki
G • FR • 6-0
Palatine, Ill.
(William Fremd H.S.)



3 - Angela Salvadorés
G • FR • 5-10
Leon, Spain
(Marista San Jose)



4 - Lexie Brown
G • JR • 5-9
Suwanee, Ga.
(North Gwinnett/Maryland)



11 - Azurá Stevens
F/G • SO • 6-6
Raleigh, N.C.
(Cary)



12 - Mercedes Riggs
G • SR • 5-7
Lindon, Utah
(Timpanogos/Salt Lake CC)



13 - Crystal Primm
G • FR • 5-11
West Palm Beach, Fla.
(Oxbridge Academy)



14 - Faith Suggs
G/F • FR • 6-1
Flossmoor, Ill.
(Homewood Flossmoor)



15 - Kyra Lambert
G • FR • 5-9
Cibolo, Texas
(Samuel Clemens)



21 - Kendall Cooper
F/C • JR • 6-4
Carson, Calif.
(St. Anthony)



22 - Odeerah Chidom
F • JR • 6-4
Oakland, Calif.
(Bishop O'Dowd)



23 - Rebecca Greenwell
G • R-SO • 6-1
Owensboro, Ky.
(Owensboro Catholic)



30 - Amber Henson
C/F • GR • 6-4
Tampa, Fla.
(Walter L. Sickles)



34 - Lyneé Belton
F/C • R-FR • 6-3
Clinton, Md.
(The Bullis School)



35 - Erin Mathias
F/C • SO • 6-4
Pittsburgh, Pa.
(Fox Chapel Area)



Joanne P. McCallie
Head Coach
9th Season at Duke



Al Brown
Assistant Coach
9th Season at Duke



Hernando Planells
Assistant Coach
4th Season at Duke



Rene Haynes
Assistant Coach
2nd Season at Duke

Table of Contents

► Media Information	2-14
Media Information	2
Duke Sports Information	3
Media Outlets	4
2015-16 Schedule	5
2015-16 Roster	6
Squad Breakdown	7
Duke Quick Facts	7
Opponent Quick Facts	8-12
2016 ACC Tournament	13
2016 NCAA Tournament Bracket	14
► Meet the Blue Devils	16-34
Amber Henson	16-17
Lexie Brown	18-19
Mercedes Riggs	20-21
Oderah Chidom	22-23
Kendall Cooper	24-25
Rebecca Greenwell	26-27
Lyneé Belton	28-29
Erin Mathias	30-31
Azurá Stevens	32-33
Haley Gorecki	34
Kyra Lambert	34
Crystal Primm	35
Angela Salvadores	35
Faith Suggs	36
► The Staff	38-56
Head Coach Joanne P. McCallie	38-42
Coach P Versus the Opponents	43-45
Coach P Versus the Conferences	46
Assistant Coach Al Brown	47
Assistant Coach Hernando Planells	48
Assistant Coach Rene Haynes	49
The Support Staff	50-54
Vice President & Director of Athletics Kevin White	55
Senior Administration	56
► Season Review	58-70
2014-15 Season Review	58-60
Season Awards	60
Season Results, Statistics and Miscellaneous Statistics	61-64
Box Scores	65-70

► Duke Tradition	72-90
Honors/Awards	72-76
Coaching Honors	76
Academic Honors	77
Letterwinners	78-79
All-Time Jersey Numbers	80
Retired Jerseys	81
Year-by-Year Coaching Staffs	82
Duke in the ACC Tournament & WNIT	83-84
Duke in the NCAA Tournament	85
In-Season Tournament Results	86
Duke in the Associated Press Rankings	87
Duke in the USA Today Coaches Poll Rankings	88
Duke in the WNBA	89
International Hoops	90
► The Record Book	92-156
Team Records	92-95
Opponent Team Records	96-97
Individual Records	98-103
Freshman Records	104-106
Cameron Indoor Stadium Records	107
Cameron Indoor Stadium Attendance and Year-by-Year	107
Box Scores from Record-Breaking Games	109-112
Duke's NCAA Tournament Records	113-115
Duke's NCAA Tournament Box Scores	116-128
1,000-Point Scorers	129-133
Year-by-Year Leaders	134
All-Time Player Statistics	135-151
Year-by-Year Team/Player Statistics	152-156
Duke's 100-Point Games	156
► All-Time Results	158-196
Year-by-Year Results	158-165
Duke Year-by-Year	166
Duke Versus Ranked Opponents	167-168
All-Time Series Results	169-178
Duke Versus the Conferences	179
Games by Date	180-189
Games by Location	190-195
2015-16 Player Survey	196

Women's Basketball Contact

Information about the 2015-16 Duke University women's basketball team will be coordinated by senior associate sports information director **Lindy Brown** along with assistant sports information director **Leslie Gaber**. All interview requests for student-athletes and coaches should be made to Lindy Brown at (919) 684-2664 or lbrown@duaa.duke.edu.

Twitter/Instagram

For the latest updates on Duke women's basketball make sure you follow "@Duke_WBB" on Twitter. Just head to http://twitter.com/Duke_WBB and sign up now for free. Fans can also follow head coach Joanne P. McCallie by following @CoachPDuke as well. On Duke's Twitter page, you will find behind-the-scenes information, pictures, chances to win free prizes and other information you won't find anywhere else.

Follow "DukeWBB" on Instagram as well for behind-the-scenes pictures and video.

Facebook

"Like" the Duke women's basketball fan page on Facebook. There you will find a schedule, results, photos, links to articles, videos and much more. "Like" it now as it is free so you don't miss the latest happenings with Duke women's basketball. If you do not have a Facebook account, just go to www.facebook.com and sign up today.

Credits

The 2015-16 Duke Women's Basketball Media Guide is a publication of the Duke Sports Information Office.

Editor: Lindy Brown, Senior Associate SID

Editorial Contributors: Duke Sports Information Student Assistants, Barry Uhrman, Rob Clough, Chris White, Amber Black

Photography: Jon Gardiner, Duke Photography

Printing: Telepathic Graphics; Raleigh, N.C.

Media Information

The 2015-16 edition of the Duke University women's basketball guide has been published to provide pertinent information concerning Blue Devil basketball and to assist the media in its continuing coverage of Duke women's basketball.

Services

The Duke Sports Information staff will provide programs, pregame notes and statistics, halftime and final box scores, game play-by-play, postgame notes and postgame quotes to all credentialed media. Statistics will be distributed at halftime and following the game. Phones will be available for the working press located in the sports information office in 115 Cameron Indoor Stadium. The fax number is (919) 684-2489. Wireless access will be available with the username and password posted in the media room.

Email

The Duke sports information office has the capability to send out releases via email. If you would like to receive Duke women's basketball information through this channel, please call or email senior associate sports information director Lindy Brown at (919) 684-2664 or lbrown@duaa.duke.edu.

Coach & Player Interviews

Duke head coach Joanne P. McCallie is generally available following practice. Player interviews during the week must be arranged through the sports information office by calling Lindy Brown at (919) 684-2664 or via email (lbrown@duaa.duke.edu). Phone interviews with out-of-town media can also be arranged. All interview requests should be made at least one day in advance and the best time for interviews is generally before or after practice.

Ticket Information

Tickets to Duke women's basketball games can be purchased through the Duke Ticket Office by calling (919) 681-2583 or (877) 375-3853. Tickets can also be purchased online at www.GoDuke.com.

Credentials

All media and photographers attending Duke basketball home games must wear proper media credentials. Requests for credentials should be made in advance by mail, email or fax on company stationery and directed to senior associate sports information director Lindy Brown. Duke reserves the right to refuse any credential request deemed not to be in the best interest of the university.

Facilities

All home Blue Devil basketball games are played at Cameron Indoor Stadium, located at the end of Whitford Drive across from Wallace Wade Stadium. Cameron Indoor Stadium can also be reached from Towerview Road.

Parking

Parking for the media is available for home contests. Working press can request parking passes from senior associate sports information director Lindy Brown. All requests should be made in advance by mail, email or fax.

Media Accommodations

During the game, media will be seated at tables located on the floor level on the west side of Cameron Indoor Stadium. Media guides, notes and statistics, as well as work areas, are located in the Bill Brill Media Room on the north side of Cameron. The room will be open prior to the game, at halftime and after the game for postgame interviews.

Working Media Filing Space

Print and electronic media planning to file postgame reports will work in the media room in Cameron Indoor Stadium. The work area has 10 phone lines available for local, charge card, toll free and collect calls only. Space is limited and is on a first-come, first-serve basis. Wireless internet service is also available in Cameron Indoor Stadium. The username and password will be posted in the press room for each contest.

Radio Information

The radio broadcast booths are located on the east side of the stadium and are suspended from the ceiling. Access to the booths is through section seven off the upper concourse. One phone line with voice coupler and one business phone line will be provided by Duke free of charge to the visiting radio network as designated by that school's sports information office. ACC institutions will have Switch 56 capabilities at their site. Additional lines must be ordered directly from Bob Weiseman at rweiseman@duaa.duke.edu or (267) 864-6234.

Post-Game Policies

Duke head coach Joanne P. McCallie and selected players will participate in a postgame press conference in Cameron Indoor Stadium's media room immediately after all games. Opposing head coaches and players will also be available for postgame interviews in the same room. Towards the end of the game a representative of the Duke Sports Information Office will poll the media to find out whom they would like to interview after the contest.

Sports Information

The Duke Sports Information Office is located in room 115 at Cameron Indoor Stadium. The phone number, fax number and mailing address are as follows: Duke University Sports Information; 115 Cameron Indoor Stadium; Box 90557, Durham, N.C. 27708; Phone: (919) 684-2633; Fax: (919) 684-2489.

Duke Radio Network

The Blue Devil IMG Sports Network provides coverage for the Blue Devils during the season on WDNC-AM 620 in Durham, N.C. Steve Barnes is in his 19th year as the voice of the Blue Devils with Morgan Patrick entering his eighth campaign doing the color. The network is operated by Blue Devil IMG Sports Marketing.

www.theACC.com

Keep up with ACC women's basketball through the conference's web site www.theACC.com. League standings, statistics and releases are posted on the site, which also includes links to all other ACC schools.

Amy Ufnowski, Associate Director of Media Relations

ACC Media Relations Office

(336) 851-6062 (office)

(336) 854-8797 (fax)

aufnowski@theacc.com

[GoDuke.com/Blue Devil Network](http://GoDuke.com/BlueDevilNetwork)

For unparalleled coverage of Blue Devil women's basketball and the entire intercollegiate athletics department at Duke, access online at GoDuke.com. The official site of Duke athletics features the latest technological advances, plus in-depth coverage of Duke players, coaches and staff.

Duke fans will also get the latest media notes, player biographies and happenings of the Duke women's basketball program. In addition, player chats, audio, video, press conferences and blogs can be accessed. Get inside Duke Basketball with GoDuke.com.

All Duke women's basketball games not televised in Cameron Indoor Stadium will be aired live on GoDuke.com via Blue Devil Network Plus.

One of the first ".com" websites for college athletics in the country, GoDuke.com has consistently led the way and been ranked one of the top websites in the country over the past several years.

Duke Sports Information

Room 115 Phone: 919-684-2633
 Cameron Indoor Stadium Fax: 919-684-2489
 Durham, N.C. 27708 Cameron Indoor Stadium Press Row Phone: 919-684-6186

Staff Directory

Art Chase Assistant Director of Athletics/External Affairs

Sport Responsibilities: Football

Alma Mater: Guilford, 1991

Office: 919-684-2614

Cell: 919-599-9820

Joined Duke SID: August, 2000

Email: chasea@duaa.duke.edu



Art Chase

Sports Information
Director



Lindy Brown

Senior Associate Sports
Information Director

Lindy Brown Senior Associate Sports Information Director

Sport Responsibilities: Women's Basketball, Women's Golf, Women's Soccer

Alma Mater: Western Carolina, 1996

Office: 919-684-2664

Cell: 919-599-9821

Joined Duke SID: November, 1999

Email: lbrown@duaa.duke.edu

Cory Walton Associate Sports Information Director

Sport Responsibilities: Men's Basketball, Men's Golf

Alma Mater: University of Missouri-Columbia, 2006

Office: 919-668-1712

Cell: 765-337-2063

Joined Duke SID: August, 2015

Email: cwalton@duaa.duke.edu



Cory Walton

Senior Associate Sports
Information Director



Meredith Rieder

Associate Sports
Information Director

Meredith Rieder Associate Sports Information Director

Sport Responsibilities: Men's Lacrosse, Men's Soccer, Wrestling

Alma Mater: Denison, 2002

Office: 919-684-3328

Cell: 919-812-6741

Joined Duke SID: August, 2008

Email: mrieder@duaa.duke.edu

Ashley Wolf Associate Sports Information Director

Sport Responsibilities: Volleyball, Baseball

Alma Mater: Cornell, 2008

Office: 919-668-5739

Cell: 603-325-2225

Joined Duke SID: August, 2009

Email: awolf@duaa.duke.edu

Sarah Fetters Associate Sports Information Director

Sport Responsibilities: Football², Men's Tennis, Rowing

Alma Mater: Wittenberg University, 2008

Office: 919-684-8708

Cell: 984-209-9104

Joined Duke SID: August, 2014

Email: sfetters@duaa.duke.edu



Ashley Wolf

Associate Sports
Information Director



Sarah Fetters

Associate Sports
Information Director

Leslie Gaber Assistant Sports Information Director

Sport Responsibilities: Women's Lacrosse, M/W Swimming & Diving, Field Hockey, Women's Basketball²

Alma Mater: DePauw, 2011

Office: 919-668-7938

Cell: 614-519-9872

Joined Duke SID: July, 2011

Email: lgaber@duaa.duke.edu

Brad Amersbach Assistant Sports Information Director

Sport Responsibilities: M/W Cross Country, Women's Tennis, Men's Basketball²

Alma Mater: Millersville, 2008

Office: 919-684-2668

Cell: 484-948-8528

Joined Duke SID: August, 2013

Email: bamersbach@duaa.duke.edu

Cory Foote Sports Information Staff Assistant

Sport Responsibilities: M/W Indoor & Outdoor Track & Field, Fencing

Alma Mater: Nebraska-Kearney, 2014

Office: 919-684-2633

Cell: 402-518-0886

Joined Duke SID: August, 2014

Email: cfoote@duaa.duke.edu



Brad Amersbach

Assistant Sports
Information Director



Cory Foote

Sports Information
Staff Assistant



Leslie Gaber

Assistant Sports
Information Director

Newspapers

Durham Herald-Sun	Steve Wiseman	(919) 419-6673	swiseman@heraldsun.com	www.herald-sun.com
Raleigh News & Observer	Mike Potter	(919) 630-0115	wmp55@yahoo.com	www.newsobserver.com
Burlington Times-News	Bob Sutton	(800) 488-0085	bob_sutton@link.freedom.com	www.thetimesnews.com
Chapel Hill News	Elliott Warnock	(919) 932-8743	chnsports@nando.com	www.chapelhillnews.com
Charlotte Observer	Ron Green Jr.	(704) 358-5125	rgreenjr@charlotteobserver.com	www.charlotte.com/observer
Fayetteville Observer	Brett Strelow, Stephen Schramm	(910) 486-3530	bstrelow@fayettevillenc.com	www.fayobserver.com
Goldsboro News-Argus	Rudy Coggins, Rob Craig	(919) 739-7842	sportsline@newsargus.com	www.newsargus.com
Greensboro News & Record	Ed Hardin	(336) 373-7062	ehardin@news-record.com	www.news-record.com
High Point Enterprise	Benny Phillips	(800) 933-5760	sportsroom@hpe.com	www.hpe.com
Wilmington Star News	Dan Spears	(910) 343-2034	dan.spears@starnewsonline.com	www.starnewsonline.com
Wilson Daily Times	Paul Durham	(800) 849-8811	paul@wilsontimes.com	www.wilsondaily.com
Winston-Salem Journal	Dan Collins	(336) 727-7321	dcollins@wsjournal.com	www.journalnow.com
Henderson Daily Dispatch	John Holt	(252) 436-2840		www.hendersondailydispatch.com
South Boston News & Record	Barry Hastings	(434) 572-2928	barryhastings@verizon.net	www.thenewsrecord.com/

Wire Service

Associated Press	Aaron Beard, Joedy McCreary	(919) 510-8937	abeard@ap.org, jmccreary@ap.org	
------------------	-----------------------------	----------------	---------------------------------	--

Campus Related Newspapers/Magazines

Duke Chronicle	Ryan Hoerger	(919) 684-2663	rmh36@duke.edu	www.dukechronicle.edu
GoDuke The Magazine	John Roth	(919) 286-1498	John.Roth@imgworld.com	

Radio Stations

Station Director

WDNC Radio (620 AM)	Dennis Glasgow	(919) 875-9100		www.espntriangle.com
WCMC Radio (99.9 FM)	Dennis Glasgow	(919) 890-6299		www.espntriangle.com

Television Stations

News 14 Carolina	Jim Connors	(919) 882-4230	jim.connors@news14.com	www.news14.com
WNCN-TV (NBC 17)	Todd Gibson	(919) 835-6339	cgibson@wncn.com	www.nbc17.com
WRAL-TV (CBS 5)	Jeff Gravley	(919) 821-8595	sports@wral.com	www.wral.com
WRAZ-TV (Fox 50)	Jeff Gravley	(919) 821-8600	sports@wral.com	www.fox50.com
WTVD-TV (ABC 11)	Mark Armstrong, Joe Mazur	(919) 687-2324	mark.armstrong@abc.com; joe.mazur@abc.com	www.ABC11.com
WBFT-TV (46)	Tom Welborn		wbft@aol.com	

Internet

DWHoops.com	Rob Clough, Orin Day	(919) 956-2865	DW_Editors@DWHoops.com	www.dwhoops.com
Triangle Sports Network	Peter Koutroumpis		pkSPORTconsultant@gmail.com	www.trianglportsnet.com
Spectacular Magazine	Lawrence Davis		lawdavis@spectacularmag.com	spectacularmag.com
Duke Basketball Report	Jim Sumner		jimsumner@gmail.com	

Directions To Cameron Indoor Stadium

From Raleigh/Durham Airport
Via I-40 West
Exit Highway 147 (Durham Expressway)
Exit Chapel Hill Street (approx. 10 miles)
Right at light on Chapel Hill Street
Proceed to dead end - turn right on Highway 751
Right on Science Drive
Right on Whitford Drive
Cameron on left

From I-85 North
Exit 170 - Highway 751
Right at first light
Go to fourth light (approx. three miles)
Left on Science Drive
Right on Whitford Drive
Cameron on left

From I-85 South
Exit 15-501 Bypass South
On 15-501, Exit Highway 751
Left at light
Go to third light (approx. one mile)
Left on Science Drive
Right on Whitford Drive
Cameron on left

2015-16 Blue Devil Slate

Date	Day	Opponent	Location	Time	TV
OCT. 24	(SAT)	BLUE/WHITE SCRIMMAGE	DURHAM, N.C.	1:00 P.M.	
NOV. 5	(THUR)	PFEIFFER (EXH)	DURHAM, N.C.	7:00 P.M.	
NOV. 8	(SUN)	SAINT LEO (EXH)	DURHAM, N.C.	1:00 P.M.	
Nov. 13	(Fri)	at Penn	Philadelphia, Pa.	8:00 p.m.	
NOV. 15	(SUN)	WINTHROP	DURHAM, N.C.	6:00 P.M.	BDN+
NOV. 18	(WED)	TEXAS A&M	DURHAM, N.C.	7:00 P.M.	ESPN3
NOV. 22	(SUN)	ARMY	DURHAM, N.C.	2:00 P.M.	BDN+

Cancun Challenge (Cancun, Mexico)					
Nov. 26	(Thur)	vs. Idaho	Cancun, Mexico	1:30 p.m.	Youtube
Nov. 27	(Fri)	vs. Iowa State	Cancun, Mexico	1:30 p.m.	Youtube
Nov. 28	(Sat)	vs. Texas State	Cancun, Mexico	1:30 p.m.	Youtube

ACC/Big Ten Challenge (Durham, N.C.)					
DEC. 3	(THUR)	MINNESOTA	DURHAM, N.C.	7:00 P.M.	ESPN3
Dec. 6	(Sun)	at South Carolina	Columbia, S.C.	2:00 p.m.	ESPN2
DEC. 14	(MON)	UMASS	DURHAM, N.C.	7:00 P.M.	BDN+
DEC. 17	(THUR)	LIBERTY	DURHAM, N.C.	7:00 P.M.	BDN+
Dec. 20	(Sun)	at Kentucky	Lexington, Ky.	7:00 p.m.	SEC
DEC. 29	(TUE)	WESTERN CAROLINA	DURHAM, N.C.	7:00 P.M.	BDN+
DEC. 31	(THUR)	UNC WILMINGTON	DURHAM, N.C.	2:00 P.M.	BDN+
Jan. 3	(Sun)	at Syracuse	Syracuse, N.Y.	1:00 p.m.	ESPNU
JAN. 7	(THUR)	WAKE FOREST	DURHAM, N.C.	7:00 P.M.	ESPN3
Jan. 10	(Sun)	at Louisville	Louisville, Ky.	TBA	ESPN2 or ESPN3
JAN. 14	(THUR)	NC STATE	DURHAM, N.C.	7:00 P.M.	RSN
JAN. 17	(SUN)	BOSTON COLLEGE	DURHAM, N.C.	2:00 P.M.	ESPN3
Jan. 21	(Thur)	at Clemson	Clemson, S.C.	7:00 p.m.	
JAN. 24	(SUN)	NORTH CAROLINA	DURHAM, N.C.	3:00 P.M.	RSN
Jan. 28	(Thur)	at Pittsburgh	Pittsburgh, Pa.	7:00 p.m.	ESPN3
FEB. 1	(MON)	NOTRE DAME	DURHAM, N.C.	6:00 P.M.	ESPN2
FEB. 4	(THUR)	VIRGINIA	DURHAM, N.C.	7:00 P.M.	ESPN3
Feb. 7	(Sun)	at Miami	Coral Gables, Fla.	1:00 p.m.	RSN
FEB. 11	(THUR)	FLORIDA STATE	DURHAM, N.C.	7:00 P.M.	ESPN3
Feb. 14	(Sun)	at Wake Forest	Winston-Salem, N.C.	2:00 p.m.	
Feb. 18	(Thur)	at Virginia Tech	Blacksburg, Va.	7:00 p.m.	ESPN3
FEB. 21	(SUN)	GEORGIA TECH	DURHAM, N.C.	2:00 P.M.	BDN+
Feb. 28	(Sun)	at North Carolina	Chapel Hill, N.C.	3:00 p.m.	ESPN2 or ESPN3

March 2-6	(Wed-Sun)	ACC Tournament	Greensboro, N.C.	TBA	TBA
-----------	-----------	----------------	------------------	-----	-----

March 19-22	(Sat-Tue)	NCAA First & Second Rounds	TBA	TBA	TBA
March 26-29	(Sat-Tue)	NCAA Regionals	TBA	TBA	TBA
April 3, 5	(Sun, Tue)	NCAA Final Four	Indianapolis, Ind.	TBA	ESPN

* - Denotes ACC Contest All game times are EST BOLD/CAPS Home Games

BDN+ - Blue Devil Network

SEC - SEC Network

NUMERICAL

No.	Name	Ht.	Yr.	Pos.	Exp.	Hometown (High School/Last School)
2	Haley Gorecki	6-0	Fr.	G	HS	Palatine, Ill. (William Fremd)
3	Angela Salvadores	5-10	Fr.	G	HS	Leon, Spain (Marista San Jose)
*4	Lexie Brown	5-9	Jr.	G	TR-2V	Suwanee, Ga. (North Gwinnett/Maryland)
11	Azurá Stevens	6-6	So.	F/G	1V	Raleigh, N.C. (Cary)
12	Mercedes Riggs	5-7	Sr.	G	TR-1V	Lindon, Utah (Timpanogos/Salt Lake CC)
13	Crystal Primm	5-11	Fr.	G	HS	West Palm Beach, Fla. (Oxbridge Academy)
14	Faith Suggs	6-1	Fr.	G/F	HS	Flossmoor, Ill. (Homewood Flossmoor)
15	Kyra Lambert	5-9	Fr.	G	HS	Cibolo, Texas (Samuel Clemens)
21	Kendall Cooper	6-4	Jr.	F/C	2V	Carson, Calif. (St. Anthony)
22	Oderah Chidom	6-4	Jr.	F	2V	Oakland, Calif. (Bishop O'Dowd)
23	Rebecca Greenwell	6-1	R-So.	G	2V	Owensboro, Ky. (Owensboro Catholic)
30	Amber Henson	6-4	Gr.	C/F	4V	Tampa, Fla. (Walter L. Sickles)
34	Lyneé Belton	6-3	R-Fr.	F/C	1V	Clinton, Md. (The Bullis School)
35	Erin Mathias	6-4	So.	F/C	1V	Pittsburgh, Pa. (Fox Chapel Area)

ALPHABETICAL

No.	Name	Ht.	Yr.	Pos.	Exp.	Hometown (High School/Last School)
34	Lyneé Belton	6-3	R-Fr.	F/C	1V	Clinton, Md. (The Bullis School)
*4	Lexie Brown	5-9	Jr.	G	TR-2V	Suwanee, Ga. (North Gwinnett/Maryland)
22	Oderah Chidom	6-4	Jr.	F	2V	Oakland, Calif. (Bishop O'Dowd)
21	Kendall Cooper	6-4	Jr.	F/C	2V	Carson, Calif. (St. Anthony)
2	Haley Gorecki	6-0	Fr.	G	HS	Palatine, Ill. (William Fremd)
23	Rebecca Greenwell	6-1	R-So.	G	2V	Owensboro, Ky. (Owensboro Catholic)
30	Amber Henson	6-4	Gr.	C/F	4V	Tampa, Fla. (Walter L. Sickles)
15	Kyra Lambert	5-9	Fr.	G	HS	Cibolo, Texas (Samuel Clemens)
35	Erin Mathias	6-4	So.	F/C	1V	Pittsburgh, Pa. (Fox Chapel Area)
13	Crystal Primm	5-11	Fr.	G	HS	West Palm Beach, Fla. (Oxbridge Academy)
12	Mercedes Riggs	5-7	Sr.	G	TR-1V	Lindon, Utah (Timpanogos/Salt Lake CC)
3	Angela Salvadores	5-10	Fr.	G	HS	Leon, Spain (Marista San Jose)
11	Azurá Stevens	6-6	So.	F/G	1V	Raleigh, N.C. (Cary)
14	Faith Suggs	6-1	Fr.	G/F	HS	Flossmoor, Ill. (Homewood Flossmoor)

* Will sit out the 2015-16 season due to NCAA transfer rules

Head Coach: Joanne P. McCallie (Northwestern, '87)

Assistant Coaches: Al Brown (Purdue, '64), Hernando Planells, Jr. (Regis University), Rene Haynes (Michigan State, '07)

Director of Basketball Operations: Kate Senger (Michigan State, '04)

Director of Recruiting Operations: Michele Van Gorp (Duke, '99)

Athletic Trainer: Summer McKeehan (Utah State, '98)

Video Coordinator: Lauren Rice (Duke, '00)

Executive Administrative Assistant to the Head Coach: Bobby Sorrell

Senior Associate Sports Information Director: Lindy Brown (Western Carolina, '96)

Pronunciation Guide

Oderah Chidom
O - dare - uh ... Chee - dom

Erin Mathias
Ma - Thigh - us

Rene Haynes
Ree - Knee

Lyneé Belton
Lah - nay

Joanne P. McCallie
mc - CAW - lee

Azurá Stevens
Ah - zer - Ray

Haley Gorecki
Gore - wreck - e

By Position

Centers/Forwards	Lyneé Belton
.....	Oderah Chidom
.....	Kendall Cooper
.....	Amber Henson
.....	Erin Mathias
Guards/Forwards	Faith Suggs
.....	Azurá Stevens
Guards	Haley Gorecki
.....	Rebecca Greenwell
.....	Mercedes Riggs
.....	Angela Salvadores
.....	Lexie Brown
.....	Crystal Primm
.....	Kyra Lambert

By Class

Freshmen	6
Juniors	3
Sophomores	3
Graduate.....	1
Seniors	1

By State

California	2
Florida.....	2
Illinois.....	2
North Carolina	1
Kentucky.....	1
Maryland.....	1
Pennsylvania	1
Utah	1
Georgia.....	1
Texas	1
Spain	1

By Height

6-4	3
6-1	2
5-9	2
6-6	1
6-3	1
6-0	1
5-11.....	1
5-10	1
5-7	1

By Major

Psychology Kendall Cooper, Rebecca Greenwell, Mercedes Riggs
 Public Policy Oderah Chidom, Amber Henson
Others are undecided

Duke Quick Facts

General Information

Location	Durham, N.C.
Founded	1838, Trinity College
Enrollment	6,504
Nickname	Blue Devils
Colors	Duke Blue & White
Arena Name	Cameron Indoor Stadium
Capacity	9,314
Affiliation	NCAA Division I
Conference	Atlantic Coast
President	Dr. Richard H. Brodhead
Vice President & Director of Athletics	Kevin White
Assoc. Director of Athletics/SWA	Jacki Silar
Athletic Dept. Phone	(919) 684-2120
Ticket Office Phone	(919) 681-BLUE
Press Row Phone.....	(919) 684-6186

History

First Year of Basketball	1975-76
All-Time Record	835-368 (.694) - 39 Years
NCAA Appearances/Last	22/2015
Last Postseason Opponent	Maryland
Result	Lost to Maryland, 65-55 - NCAA Sweet 16

Coaching Staff

Head Coach.....	Joanne P. McCallie
Alma Mater	Northwestern, '87
Record at Duke (Years)	225-53 (8)
ACC Record	100-22 (8)
Career Record (Years).....	540-202 (23)
Assistant Coaches	Al Brown, Hernando Planells, Rene Haynes
Director of Basketball Operations	Kate Senger
Executive Administrative Assistant to the Head Coach	Bobby Sorrell
Video Coordinator.....	Lauren Rice
Director of Recruiting Operations	Michele Van Gorp
Athletic Trainer.....	Summer McKeehan
Academic Coordinator	Heather Ryan
Strength & Conditioning Coordinator	William Stephens
Basketball Office Phone	(919) 613-7565

Team Information

2014-15 Record.....	23-11
2014-15 ACC Record (Finish)	11-5 (4th)
Final Ranking.....	No. 16 (AP), No. 12 (USA Today/ESPN)
Starters Returning/Lost.....	3/2
Letterwinners Returning/Lost.....	8/3

Sports Information

Director	Art Chase
Senior Associate SID (Women's Basketball)	Lindy Brown
Office Phone.....	(919) 684-2664
Office Fax	(919) 684-2489
Cell Phone.....	(919) 599-9821
Email Address.....	lbrown@duaa.duke.edu
Website	www.GoDuke.com
Twitter	http://twitter.com/Duke_WBB;
.....	http://twitter.com/CoachPDuke
Facebook.....	http://www.facebook.com/DukeWBB
Instagram.....	dukewbb

Army

University Facts

Location: West Point, N.Y.
 Founded: 1802
 Enrollment: 4,400
 Superintendent: Lt. Gen. Robert L. Caslen, Jr.
 Athletics Director: Boo Corrigan
 Nickname: Black Knights
 Colors: Black, Gold and Gray
 Conference: Patriot League
 Arena (Capacity): Christl Arena (5,043)

Basketball Facts

Head Coach: Dave Magarity
 Record at Army: 169-105 (10 years)
 Career Record: 482-439 (33 years)
 Assistant Coaches: Colleen Mullen, Emily Garner
 Jenna McLaughlin, Lisa Strack
 2014-15 Record (Final Ranking): 23-8 (NR)
 Conference Record (Finish): 14-4 (2nd)
 2015 Postseason: WNIT First Round
 Letterwinners Returning/Lost: 14/5
 Starters Returning/Lost: 4/1

Sports Information

Women's Basketball SID: Harrison Antognioni
 Office Phone: (845) 938-6996
 Press Row Phone: (845) 938-4441
 Email: harrison.antognioni@usma.edu
 Web Site: GoArmyWestPoint.com

Boston College

University Facts

Location: Chestnut Hill, Mass.
 Founded: 1863
 Enrollment: 14,400
 President: Rev. William P. Leahy, S.J.
 Athletics Director: Brad Bates
 Nickname: Eagles
 Colors: Maroon and Gold
 Conference: Atlantic Coast
 Arena (Capacity): Silvio O. Conte Forum (8,606)

Basketball Facts

Head Coach: Erik Johnson
 Record at Boston College: 37-55 (3 years)
 Career Record: 109-107 (7 years)
 Assistant Coaches: Yvonne Hawkins, Tom Garrick,
 Lisa Faulkner
 2014-15 Record (Final Ranking): 13-17 (NR)
 Conference Record (Finish): 5-11 (12th)
 2015 Postseason: N/A
 Letterwinners Returning/Lost: 9/5
 Starters Returning/Lost: 5/0

Sports Information

Women's Basketball SID: Stephanie Tunnera
 Office Phone: (617) 552-0524
 Press Row Phone: (617) 552-1899
 Email: tunnera@bc.edu
 Web Site: bceagles.com

Clemson

University Facts

Location: Clemson, S.C.
 Founded: 1889
 Enrollment: 21,957
 President: Dr. James P. Clements
 Athletic Director: Dan Radakovich
 Nickname: Tigers
 Colors: Clemson Orange and Regalia
 Conference: Atlantic Coast
 Arena (Capacity): Jervey Gymnasium (1,200)

Basketball Facts

Head Coach: Audra Smith
 Record at Clemson: 22-40 (2 years)
 Career Record: 160-178 (11 years)
 Assistant Coaches: Daryl Oliver, Marc Wilson,
 Margaret Richards
 2014-15 Record (Final Ranking): 9-21 (NR)
 Conference Record (Finish): 1-15 (T-14th)
 2015 Postseason: N/A
 Letterwinners Returning/Lost: 8/4
 Starters Returning/Lost: 2/3

Sports Information

Women's Basketball SID: Libby Kehn
 Office Phone: (864) 656-4218
 Press Row Phone: (864) 656-6833
 Email: elizabk@clemson.edu
 Web Site: clemsonigers.com

Florida State

University Facts

Location: Tallahassee, Fla.
 Founded: 1851
 Enrollment: 41,773
 President: John Thrasher
 Athletics Director: Stan Wilcox
 Nickname: Seminoles
 Colors: Garnet and Gold
 Conference: Atlantic Coast
 Arena (Capacity): Donald L. Tucker Center (12,100)

Basketball Facts

Head Coach: Sue Semrau
 Record at Florida State: 348-218 (18 years)
 Career Record: 348-218 (18 years)
 Assistant Coaches: Lance White, Brooke Wyckoff,
 Danielle Atkinson
 2014-15 Record (Final Ranking): 32-5 (7)
 Conference Record/Finish: 14-2 (2nd)
 2015 Postseason: NCAA Elite Eight
 Letterwinners Returning/Lost: 8/4
 Starters Returning/Lost: 4/1

Sports Information

Women's Basketball SID: Steve Stone
 Office Phone: 850-644-4836
 Press Row Phone: 850-224-8790
 Email: sstone@fsu.edu
 Web Site: www.seminoles.com

Georgia Tech

University Facts

Location: Atlanta, Ga.
 Founded: 1885
 Enrollment: 21,000
 President: Dr. G.P. "Bud" Peterson
 Athletics Director: Mike Bobinski
 Nickname: Ramblin' Wreck, Yellow Jackets
 Colors: Old Gold and White
 Conference: Atlantic Coast
 Arena (Capacity): McCamish Pavilion (8,600)

Basketball Facts

Head Coach: MaChelle Joseph
 Record at Georgia Tech: 232-149 (12 years)
 Career Record: 232-149 (12 years)
 Assistant Coaches: Kevin Morrison, Rob Norris,
 M.L. Willis
 2014-15 Record (Final Ranking): 19-15 (NR)
 Conference Record (Finish): 7-9 (7th)
 2015 Postseason: WNIT Second Round
 Letterwinners Returning/Lost: 8/4
 Starters Returning/Lost: 4/1

Sports Information

Women's Basketball SID: Brittany McCormick
 Office Phone: (404) 894-5445
 Press Row Phone: (404) 894-5458
 Email: bmcormick@athletics.gatech.edu
 Web Site: ramblinwreck.com

Idaho

University Facts

Location: Moscow, Idaho
 Founded: 1889
 Enrollment: 11,543
 President: Dr. Chuck Staben
 Athletics Director: Dr. Rob Spear
 Nickname: Vandals
 Colors: Silver and Vandal Gold
 Conference: Big Sky
 Arena (Capacity): Cowan Spectrum (5,000)

Basketball Facts

Head Coach: Jon Newlee
 Record at Idaho: 107-111 (7 years)
 Career Record: 235-223 (16 years)
 Assistant Coaches: Christa Sanford, Kristi Zeller,
 Jeri Jacobson
 2014-15 Record (Final Ranking): 14-15 (NR)
 Conference Record (Finish): 8-10 (8th)
 2015 Postseason: N/A
 Letterwinners Returning/Lost: 11/2
 Starters Returning/Lost: 4/1

Sports Information

Women's Basketball SID: Seth Pringle
 Office Phone: (208) 885-7065
 Press Row Phone: (208) 885-0211
 Email: springle@uidaho.edu
 Web Site: www.GoVandals.com

Iowa State

University Facts

Location: Ames, Iowa
 Founded: 1858
 Enrollment: 36,001
 President: Dr. Steven Leath
 Athletics Director: Jamie Pollard
 Nickname: Cyclones
 Colors: Cardinal & Gold
 Conference: Big 12
 Arena (Capacity): James H. Hilton Coliseum (14,356)

Basketball Facts

Head Coach: Bill Fennelly
 Record at Iowa State: 434-206 (20 years)
 Career Record: 600-259 (27 years)
 Assistant Coaches: Jodi Steyer, Latoja Schaben, Billy Fennelly
 2014-15 Record (Final Ranking): 18-13 (NR)
 Conference Record (Finish): 9-9 (T-3rd)
 2015 Postseason: NCAA First Round
 Letterwinners Returning/Lost: 9/3
 Starters Returning/Lost: 3/2

Sports Information

Women's Basketball SID: Nicole Greiner
 Office Phone: (515) 294-7961
 Press Row Phone: (515) 294-6178
 Email: ngreiner@iastate.edu
 Web Site: cyclones.com

Kentucky

University Facts

Location: Lexington, Ky.
 Founded: 1865
 Enrollment: 30,000
 President: Dr. Eli Capilouto
 Athletics Director: Mitch Barnhart
 Nickname: Wildcats
 Colors: Blue and White
 Conference: Southeastern
 Arena (Capacity): Memorial Coliseum (8,000)

Basketball Facts

Head Coach: Matthew Mitchell
 Record at Kentucky: 194-81 (8 years)
 Career Record: 224-110 (10 years)
 Assistant Coaches: Adeniyi Amadou, Tamika Williams, Camryn Whitaker
 2014-15 Record (Final Ranking): 24-10 (NR)
 Conference Record (Finish): 10-6 (6th)
 2015 Postseason: NCAA Second Round
 Letterwinners Returning/Lost: 6/5
 Starters Returning/Lost: 3/2

Sports Information

Women's Basketball SID: Evan Crane
 Office Phone: (859) 257-8431
 Press Row Phone: (859)-323-5900
 Email: wesley.crane@uky.edu
 Web Site: UKathletics.com

Liberty

University Facts

Location: Lynchburg, Va.
 Founded: 1971
 Enrollment: 14,500
 President: Jerry Falwell, Jr.
 Athletics Director: Jeff Barber
 Nickname: Lady Flames
 Colors: Red, White, and Blue
 Conference: Big South
 Arena (Capacity): Vines Center (9,443)

Basketball Facts

Head Coach: Carey Green
 Record at Liberty: 383-128 (17 years)
 Career Record: 383-128 (17 years)
 Assistant Coaches: Alexis Sherard, Andrea "Andy" Bloodworth, Brittany Hoyt
 2014-15 Record (Final Ranking): 26-7 (NR)
 Conference Record (Finish): 19-1(1st)
 2015 Postseason: NCAA First Round
 Letterwinners Returning/Lost: 9/5
 Starters Returning/Lost: 3/2

Sports Information

Women's Basketball SID: Paul Carmany
 Office Phone: (434) 582-2292
 Press Row Phone: (434) 582-7451
 Email: pjcarmany@liberty.edu
 Web Site: LibertyFlames.com

Louisville

University Facts

Location: Louisville, Ky.
 Founded: 1798
 Enrollment: 22,000
 President: Dr. James Ramsey
 Director of Athletics: Tom Jurich
 Nickname: Cardinals
 Colors: Red and Black
 Conference: Atlantic Coast
 Arena (Capacity): KFC Yum! Center (22,000)

Basketball Facts

Head Coach: Jeff Walz
 Record at Louisville: 208-77 (8 years)
 Career Record: 208-77 (8 years)
 Assistant Coaches: Stephanie Norman, Sam Williams, Sam Purcell
 2014-15 Record (Final Ranking): 27-7 (10th)
 Conference Record (Finish): 12-4 (3rd)
 2015 Postseason: NCAA Sweet Sixteen
 Letterwinners Returning/Lost: 4/8
 Starters Returning/Lost: 2/3

Sports Information

Women's Basketball SID: Ira Green
 Office Phone: (502) 852-4857
 Press Row Phone: N/A
 Email: ira.green@louisville.edu
 Web Site: GoCards.com

UMass

University Facts

Location: Amherst, Mass.
 Founded: 1863
 Enrollment: 28,635
 President: Martin Meehan
 Chancellor: Kumble Subbaswamy
 Director of Athletics: Ryan Bamford
 Nickname: Minutewomen
 Colors: Maroon and White
 Conference: Atlantic 10
 Arena (Capacity): Mullins Center (9,493)

Basketball Facts

Head Coach: Sharon Dawley
 Record at UMass: 34-115 (5 years)
 Career Record: 299-263 (21 years)
 Assistant Coaches: Jen MacAulay, Yolanda Griffith, Chris Wielgus
 2014-15 Record (Final Ranking): 12-18 (NR)
 Conference Record (Finish): 5-11 (T-10th)
 2015 Postseason: A-10 Second Round
 Letterwinners Returning/Lost: 9/3
 Starters Returning/Lost: 4/1

Sports Information

Women's Basketball SID: John Sinnett
 Office Phone: (413) 687-2237
 Press Row Phone: (845) 750-4225
 Email: clahl@admin.umass.edu
 Web Site: UMassAthletics.com

Miami

University Facts

Location: Coral Gables, Fla.
 Founded: 1925
 Enrollment: 16,188
 President: Dr. Julio Frenk
 Athletics Director: Blake James
 Nickname: Hurricanes
 Colors: Orange, Green and White
 Conference: Atlantic Coast
 Arena (Capacity): BankUnited Center (7,972)

Basketball Facts

Head Coach: Katie Meier
 Record at Miami: 183-134 (10 years)
 Career Record: 259-179 (14 years)
 Assistant Coaches: Octavia Blue, Tia Jackson, Fitzroy Anthony
 2014-15 Record (Final Ranking): 20-13 (NR)
 Conference Record (Finish): 8-8 (8th)
 2015 Postseason: NCAA Second Round
 Letterwinners Returning/Lost: 8/4
 Starters Returning/Lost: 3/2

Sports Information

Women's Basketball SID: Alex Schwartz
 Office Phone/Fax: (305) 284-3249
 Press Row Phone: (305) 284-2111
 Email: alexschwartz@miami.edu
 Web Site: hurricanesports.com

Minnesota

University Facts

Location: Minneapolis, Minn.
 Founded: 1851
 Enrollment: 51,147
 President: Dr. Eric W. Kaler
 Athletics Director: Beth Goetz
 Nickname: Golden Gophers
 Colors: Maroon and Gold
 Conference: Big Ten
 Arena (Capacity): Williams Arena (14,625)

Basketball Facts

Head Coach: Marlene Stollings
 Record at Minn: 23-10 (1 year)
 Career Record: 74-52 (4 years)
 Assistant Coaches: Nikita Lowry Dawkins,
 John Motherwell, Gail Striegler
 2014-15 Record (Final Ranking): 23-10 (NR)
 Conference Record/Finish: 11-7 (6th)
 2015 Postseason: NCAA First Round
 Letterwinners Returning/Lost: 6/3
 Starters Returning/Lost: 3/2

Sports Information

Women's Basketball SID: Justin Buerkle
 Office Phone: (612) 624-1023
 Email: jbuerkle@umn.edu
 Press Row Phone: (612) 626-1308
 Web Site: gophersports.com

UNC Wilmington

University Facts

Location: Wilmington, N.C.
 Founded: 1947
 Enrollment: 15,000
 Chancellor: Dr. Jose V. Sartarelli
 Athletics Director: Jimmy Bass
 Nickname: Seahawks
 Colors: Tea, Gold, and Navy
 Conference: Colonial Athletic Association
 Arena (Capacity): Trask Coliseum (5,100)

Basketball Facts

Head Coach: Adell Harris
 Record at UNCW: 24-69 (3 years)
 Career Record: 85-99 (6 years)
 Assistant Coaches: Richard Moore, Kim Tingley,
 Crystal Riley, Steven Rhodes
 2014-15 Record (Final Ranking): 14-16 (NR)
 Conference Record/Finish: 10-8 (5th)
 2015 Postseason: N/A
 Letterwinners Returning/Lost: 8/5
 Starters Returning/Lost: 3/2

Sports Information

Women's Basketball SID: Eric Rhew
 Office Phone: (910) 962-3252
 Email: rhewe@uncw.edu
 Web Site: uncwsports.com

NC State

University Facts

Location: Raleigh, N.C.
 Founded: 1887
 Enrollment: 33,989
 Chancellor: Dr. Randy Woodson
 Director of Athletics: Deborah A. Yow
 Nickname: Wolfpack
 Colors: Red and White
 Conference: Atlantic Coast
 Arena (Capacity): Holliday Gym at Needham Broughton
 HS (3,000)

Basketball Facts

Head Coach: Wes Moore
 Record at N.C. State: 43-23 (2 years)
 Career Record: 601-192 (26 years)
 Assistant Coaches: Nikki West, Gene Hill,
 Lindsay Edmonds
 2014-15 Record (Final Ranking): 18-15 (NR)
 Conference Record (Finish): 7-9 (10th)
 2015 Postseason: WNIT Third Round
 Letterwinners Returning/Lost: 10/3
 Starters Returning/Lost: 3/2

Sports Information

Women's Basketball SID: Brett Compton
 Office Phone: (919) 515-1183
 Press Row Phone: (919) 740-8714
 Email: bacompto@ncsu.edu
 Web Site: gopack.com

Notre Dame

University Facts

Location: Notre Dame, Ind.
 Founded: 1842
 Enrollment: 8,448
 President: Rev. John I. Jenkins, C.S.C.
 Athletics Director: Jack Swarbrick
 Nickname: Fighting Irish
 Colors: Gold and Blue
 Conference: Atlantic Coast
 Arena (Capacity): Purcell Pavilion at the Joyce Center (9,149)

Basketball Facts

Head Coach: Muffet McGraw
 Record at Notre Dame: 699-221 (28 years)
 Career Record: 787-262 (33 years)
 Assistant Coaches: Carol Owens, Beth Cunningham,
 Niele Ivey
 2014-15 Record (Final Ranking): 36-3 (2)
 Conference Record/Finish: 15-1 (1st)
 2015 Postseason: NCAA Championship
 Letterwinners Returning/Lost: 10/3
 Starters Returning/Lost: 4/1

Sports Information

Women's Basketball SID: Chris Masters
 Office Phone: (574) 631-8032
 Press Row Phone: (574) 631-5309
 Email: masters.5@nd.edu
 Web Site: UND.com

North Carolina

University Facts

Location: Chapel Hill, N.C.
 Founded: 1789
 Enrollment: 18,370
 Chancellor: Carol Folt
 Athletics Director: Bubba Cunningham
 Nickname: Tar Heels
 Colors: Carolina Blue and White
 Conference: Atlantic Coast
 Arena (Capacity): Carmichael Arena (6,822)

Basketball Facts

Head Coach: Sylvia Hatchell
 Record at North Carolina: 689-260 (29 years)
 Career Record: 961-340 (40 years)
 Assistant Coaches: Andrew Calder,
 Tracey Williams-Johnson, Sylvia Crawley
 2014-15 Record (Final Ranking): 26-9 (9th)
 Conference Record (Finish): 10-6 (6th)
 2015 Postseason: NCAA Sweet Sixteen
 Letterwinners Returning/Lost: 6/7
 Starters Returning/Lost: 1/4

Sports Information

Women's Basketball SID: Mark Kimmel
 Office Phone: (919) 962-0084
 Press Row Phone: (919) 962-2296
 Email: mkimmel@unc.edu
 Web Site: GoHeels.com

Penn

University Facts

Location: Philadelphia, Pa.
 Founded: 1740
 Enrollment: 10,406
 President: Dr. Amy Gutmann
 Director of Athletics: M. Grace Calhoun
 Nickname: Quakers
 Colors: Red and Blue
 Conference: Ivy League
 Arena (Capacity): The Palestra (8,722)

Basketball Facts

Head Coach: Mike McLaughlin
 Record at Penn: 87-87 (6 years)
 Career Record: 494-148 (20 years)
 Assistant Coaches: Bernadette Laukaitis
 Chris Day
 2014-15 Record (Final Ranking): 21-9 (NR)
 Conference Record/Finish: 11-3 (2nd)
 2014 Postseason: WNIT Second Round
 Letterwinners Returning/Lost: 9/4
 Starters Returning/Lost: 3/2

Sports Information

Women's Basketball SID: Eric Dolan
 Office Phone: (215) 898-6129
 Press Row Phone: (405) 325-1024
 Email: erdolan@upenn.edu
 Web Site: pennathletics.com

Pittsburgh

University Facts

Location: Pittsburgh, Pa.
 Founded: 1787
 Enrollment: 28,766
 Chancellor: Dr. Patrick Gallagher
 Athletics Director: Scott Barnes
 Nickname: Panthers
 Colors: Blue and Vegas Gold
 Conference: ACC
 Arena (Capacity): Petersen Events center (12,508)

Basketball Facts

Head Coach: Suzie McConnell-Serio
 Record at Pittsburgh: 31-32 (2 years)
 Career Record: 154-100 (8 years)
 Assistant Coaches: Kathy McConnell-Miller,
 Carmen Bruce, Lindsay Richards
 2014-15 Record (Final Ranking): 20-12 (NR)
 Conference Record (Finish): 9-7 (7th)
 2015 Postseason: NCAA Second Round
 Letterwinners Returning/Lost: 4/5
 Starters Returning/Lost: 3/2

Sports Information

Women's Basketball SID: Ted Feeley
 Office Phone: (412) 648-9014
 Press Row Phone: (412) 648-2318
 Email: tfeeley@athletics.pitt.edu
 Web Site: pittsburghpanthers.com

South Carolina

University Facts

Location: Columbia, S.C.
 Founded: 1801
 Enrollment: 32,972
 President: Dr. Harris Pastides
 Athletics Director: Ray Tanner
 Nickname: Gamecocks
 Colors: Garnet and Black
 Conference: SEC
 Arena (Capacity): Colonial Life Arena (18,000)

Basketball Facts

Head Coach: Dawn Staley
 Record at South Carolina: 155-74 (7 years)
 Career Record: 327-154 (15 years)
 Assistant Coaches: Lisa Boyce, Nikki McCray
 Penson, Fred Chmiel
 2014-15 Record (Final Ranking): 34-3 (3)
 Conference Record (Finish): 15-1 (1st)
 2015 Postseason: NCAA Final Four
 Letterwinners Returning/Lost: 11/3
 Starters Returning/Lost: 3/2

Sports Information

Women's Basketball SID: Diana Koval
 Office Phone: (803) 777-7977
 Press Row Phone: (803) 777-6182
 Email: dkoval@mailbox.sc.edu
 Web Site: www.GamecocksOnline.com

Syracuse

University Facts

Location: Syracuse, N.Y.
 Founded: 1870
 Enrollment: 11,800
 Chancellor: Kent D. Syverud
 Athletics Director: Mark Coyle
 Nickname: Orange
 Colors: Orange
 Conference: Atlantic Coast
 Arena (Capacity): Carrier Dome (35,121)

Basketball Facts

Head Coach: Quentin Hillsman
 Record at Syracuse: 189-108 (9 years)
 Career Record: 189-108 (9 years)
 Assistant Coaches: Vonn Read, Tammi Reiss,
 Cedric Solice
 2014-15 Record (Final Ranking): 22-10 (NR)
 Conference Record (Finish): 11-5 (5th)
 2015 Postseason: NCAA Second Round
 Letterwinners Returning/Lost: 10/4
 Starters Returning/Lost: 5/0

Sports Information

Women's Basketball SID: Anthony Prisco
 Office Phone: (315) 443-2608
 Press Row Phone: (315) 443-4241
 Email: aprisco@syr.edu
 Web Site: cuse.com

Texas A&M

University Facts

Location: College Station, Texas
 Founded: 1872
 Enrollment: 64,000
 President: Michael K. Young
 Athletics Director: Eric Hyman
 Nickname: Aggies
 Colors: Maroon and White
 Conference: Southeastern
 Arena (Capacity): Reed Arena (12, 989)

Basketball Facts

Head Coach: Gary Blair
 Record at Texas A&M: 287-119 (12 years)
 Career Record: 695-282 (30 years)
 Assistant Coaches: Kelly Bond-White, Bob Starkey,
 Amy Wright
 2014-15 Record (Final Ranking): 23-10 (21)
 Conference Record (Finish): 10-6 (T-4th)
 2015 Postseason: NCAA First Round
 Letterwinners Returning/Lost: 8/5
 Starters Returning/Lost: 4/1

Sports Information

Women's Basketball SID: David Waxman
 Office Phone: (979) 862-5423
 Press Row Phone: (979) 862-6944
 Email: dwaxman@athletics.tamu.edu
 Web Site: 12thman.com

Texas State

University Facts

Location: San Marcos, Texas
 Founded: 1899
 Enrollment: 36,790
 President: Dr. Denise M. Trauth
 Athletics Director: Dr. Larry Teis
 Nickname: Bobcats
 Colors: Maroon & Gold
 Conference: Sun Belt
 Arena (Capacity): Strahan Coliseum (7,200)

Basketball Facts

Head Coach: Zenarae Antoine
 Record at Texas State: 60-65 (4 years)
 Career Record: 60-65 (4 years)
 Assistant Coaches: Chandra Dorsey, Addie Lees,
 Laura Terry
 2014-15 Record (Final Ranking): 17-15 (NR)
 Conference Record (Finish): 11-9 (4th)
 2015 Postseason: WBI First Round
 Letterwinners Returning/Lost: 8/3
 Starters Returning/Lost: 2/3

Sports Information

Women's Basketball SID: Jen Lawson
 Office Phone: (512) 245-2988
 Press Row Phone: (217) 369-4402
 Email: jll175@txstate.edu
 Web Site: txstatebobcats.com

Virginia

University Facts

Location: Charlottesville, Va.
 Founded: 1819
 Enrollment: 23,732
 President: Teresa A. Sullivan
 Athletics Director: Craig Littlepage
 Nickname: Cavaliers, Wahoos, 'Hoos
 Colors: Navy and Orange
 Conference: Atlantic Coast
 Arena (Capacity): John Paul Jones Arena (14,593)

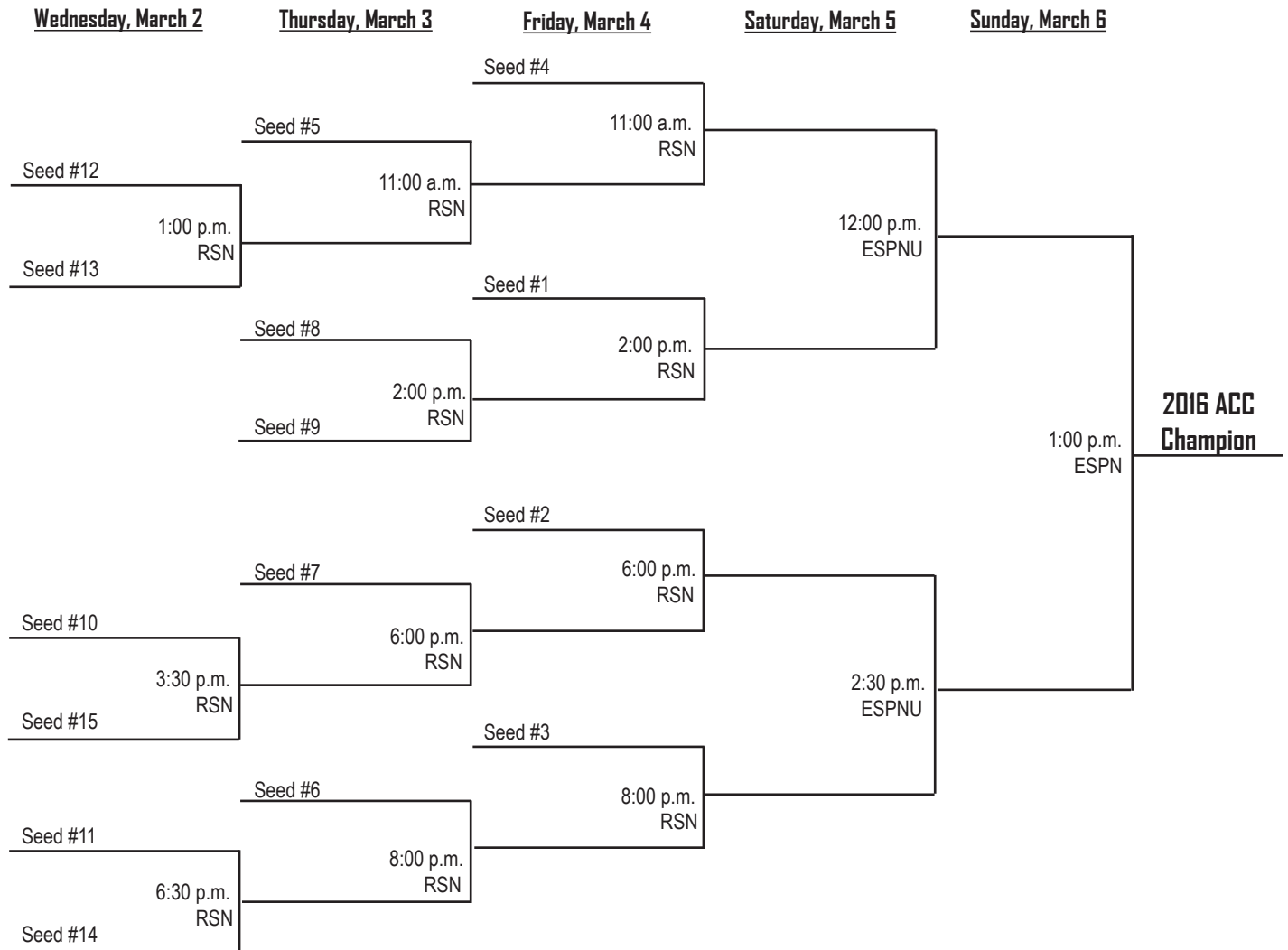
Basketball Facts

Head Coach: Joanne Boyle
 Record at Virginia: 72-56 (4 years)
 Career Record: 276-149 (13 years)
 Assistant Coaches: Kim McNeill, Cory McNeill,
 La'Keshia Frett Meredith
 2014-15 Record (Final Ranking): 17-14 (NR)
 Conference Record (Finish): 7-9 (9th)
 2015 Postseason: WNIT First Round
 Letterwinners Returning/Lost: 7/3
 Starters Returning/Lost: 4/1

Sports Information

Women's Basketball SID: Melissa Dudek
 Office Phone: (434) 982-5500
 Press Row Phone: (434) 962-0579
 Email: mdudek@virginia.edu
 Web Site: virginiasports.com

Wednesday, March 2 - Sunday, March 6, 2016
Greensboro, N.C. • Greensboro Coliseum (11,126)



ACC Tournament Building History

In the past 37 years of the ACC Women's Basketball Tournament, there have been eight different sites. The inaugural tournament was held in 1978 at University Hall on the campus of the University of Virginia in Charlottesville. The Tournament then moved to Reynolds Coliseum in Raleigh, N.C., in 1979, hosted by North Carolina State University. The University of Maryland's Cole Field House in College Park was the site of the 1980 Tournament, while Clemson University's Littlejohn Coliseum, was home to the 1981 event. It returned to Reynolds Coliseum in 1982.

The Conference Tournament remained in North Carolina from 1983 to 1991, hosted by Fayetteville's Cumberland County Memorial Arena. The Tournament then moved to Winthrop Coliseum in Rock Hill, S.C., for a four-year span (1992-96), until the 1997 Tournament moved to Independence Arena in Charlotte, N.C., which hosted the event for three years. Over the last 15 years, the ACC Women's Basketball Tournament was held in the Greensboro Coliseum, which will also serve as its home through the 2017 Tournament.

RSN Includes -

RSN, which reaches in excess of 51.4 million homes and includes Fox Sports South, Fox Sports Carolinas, Fox Sports Florida, Sun Sports, Fox Sports Indiana, Fox Sports Midwest, Comcast Sports Net Mid-Atlantic, New England Sports Network (NESN), the YES Network, the Madison Square Garden Network (MSG) in New York and Root Sports in Pennsylvania. All ACC games produced as part of the RSN package will be available via WatchESPN, but are subject to regional blackout.

2016 NCAA Division I Women's BASKETBALL CHAMPIONSHIP



2016 NCAA DIVISION I WOMEN'S BASKETBALL CHAMPIONSHIP
 Complete bracket released on ESPN Selection Show, Monday, March 14 at 7 p.m. ET.
FIRST-ROUND - March 18 and 19 and **SECOND-ROUND** - March 20 and 21 @ top 16 seeds. **REGIONALS** - March 25 and 27 @ Lexington, Ky. and Sioux Falls, S.D.; March 26 and 28 @ Bridgeport, Conn. and Dallas, Texas. All Women's Final Four games played at Bankers Life Fieldhouse in Indianapolis, Ind.
 © 2015 National Collegiate Athletic Association. No commercial use without the NCAA's written permission. The NCAA opposes all sports wagering. This bracket should not be used for sweepstakes, contests, office pools or other gambling activities. NCAA and Women's Final Four are trademarks of the National Collegiate Athletic Association.

Meet the Blue Devils

Amber Henson.....	16-17
Lexie Brown.....	18-19
Mercedes Riggs.....	20-21
Oderah Chidom.....	22-23
Kendall Cooper.....	24-25
Rebecca Greenwell.....	26-27
Lyneé Belton.....	28-29
Erin Mathias.....	30-31
Azurá Stevens.....	32-33
Haley Gorecki.....	34
Kyra Lambert.....	34
Crystal Primm.....	35
Angela Salvadores.....	35
Faith Suggs.....	36



Amber Henson
6-4 • Graduate • C/F • #30
Tampa, Fla.
(Walter L. Sickles)

A versatile and athletic player ... can play the three, four and five positions ... has an excellent shot and range ... can create from anywhere on the floor ... is very quick off the bounce and relentless on the offensive boards.

Career:

Has dealt with a knee injury since arriving at Duke, undergoing six surgeries ... finally was able to be on the court regularly in 2013-14 and played in a career-high 33 games in 2014-15 ... will have an option to play one more year at Duke following 2015-16 ... attending the Duke Fuqua School of Business in 2015-16.

As a Senior (2014-15):

Started 17 of 33 games played, which were both career highs ... averaged 4.0 points, 4.0 rebounds and 1.3 assists ... started the final eight contests of the season ... posted double-digit scoring in four games, including a season-high 11 points against eighth-ranked Kentucky ... drained a season-high two three-pointers against Wake Forest ... pulled down 10 rebounds versus Miami and Albany ... hit 10 three-pointers on the year ... took three charges.

As a Junior (2013-14):

Appeared in 27 games, while starting five ... scored a career-high 13 points, had four rebounds and one assist against Pittsburgh in 16 minutes ... drained 3-of-3 three-pointers against the Panthers ... hit five three-pointers on the season ... started all three games of the Paradise Jam in St. Thomas, USVI ... blocked a career-high three shots against Virginia ... pulled down a career-high four rebounds three times -- California, Pittsburgh and Wake Forest.

As a Sophomore (2012-13):

Did not appear in any games ... recovering from knee surgery in 2011-12.

As a Freshman (2011-12):

Arrived at Duke with a knee injury and was never fully healthy prior to having surgery on her right knee on Jan. 6 to stabilize her patella (knee cap) ... saw action in eight games, while averaging 11.6 minutes ... averaged 1.8 points and 1.9 rebounds ... had five points, three rebounds and four steals against USC Upstate ... blocked two shots at Western Kentucky.

Rankings:

No. 5 (Collegiate Girls Basketball Report), No. 8 (All Star Girls Report), No. 9 (Blue Star Report), No. 20 (ESPN HoopGurtz)

2010 U.S. Women's Youth Olympic Games Team:

Led the squad to a bronze medal in Singapore with a 6-1 record ... averaged 8.7 points, 3.3 rebounds, 1.6 blocks and 1.1 assists in seven games ... her 11 blocks were a team best.

High School/AAU:

A three-time Parade All-America honoree ... named the Florida Gatorade Player of the Year as a senior ... three-time All-Western Conference Player of the Year ... three-time First Team St. Pete Times Hillsborough County, First Team Tampa Tribune All-County and First Team All-State as a sophomore, junior and senior ... competed in the WBCA All-America game totaling 10 points, eight rebounds, two assists and two steals in 20 minutes ... in the McDonald's All-America contest, had five points, five blocked shots and two rebounds in 17 minutes ... totaled

2,027 points and 1,218 rebounds in four years, which are both school records ... posted 60 career double-doubles ... averaged 20.7 points, 13.6 rebounds, 6.7 blocks and 2.5 assists a game as a senior ... notched 18 double-doubles and one triple double ... had a season-high 37 points, 17 rebounds and eight blocked shots against Tampa Bay Tech ... Dottie McGahagan Academic Athletic Award winner ... St. Pete Times Hillsborough County Player of the Year in 2009-10 and 2010-11 ... as a junior, averaged 22.1 points, 12.1 rebounds, 4.9 blocks, 3.1 assists and 1.9 steals ... notched 18 games with 20 or more points and four contests with 30 or more points ... posted 20 double-doubles ... totaled a season-high 34 points against Freedom, while collecting 28 points and 20 rebounds against Central ... First Team All-Suncoast ... averaged 19.2 points, 11.3 rebounds, 4.5 blocks, 2.5 assists and 2.4 steals as a sophomore ... registered 21 double-doubles and one triple-double with 28 points, 14 rebounds and 11 blocks against Royal Palm Beach ... scored 20 or more points in 11 games ... as a freshman, averaged 14.2 points, 3.3 rebounds, 1.1 steals and 1.1 blocks ... had one double-double ... scored a season-high 34 points against Stony Point ... attended the Nike Skills Academy in 2008, 2009 and 2010 ... played for the Orlando Comets AAU squad, which were state champions in 2009 ... attended USA Basketball trials in 2009 and 2010 ... an Academic All-County selection as a sophomore, junior and senior ... member of the Sickles Mentor Program and Best Buddies.

Personal:

Full name is Amber Elizabeth Henson ... born November 5, 1993 in Memphis, Tenn. ... daughter of Matt and Annette Henson ... has one brother, John (24), who played three years on the North Carolina men's basketball team before being drafted by the Milwaukee Bucks with the 14th overall pick of the 2012 NBA Draft ... has one sister, Jana (18), who is a freshman at North Carolina ... her father, Matt, played basketball at Norfolk State and graduated in 1988 ... received a degree in public policy in May of 2015 ... attending the Duke Fuqua School of Business in 2015-16 ... a three-time ACC Honor Roll selection.

Career Highs

Points.....	13
UMass Lowell (12-19-14)	
Rebounds.....	10
Albany (3-20-15)	
Miami (1-18-15)	
Assists.....	3
nine times - most recent	
Mississippi State (3-22-15)	
Blocks.....	3
four times - most recent	
North Carolina (3-1-15)	
Steals.....	4
vs. USC Upstate (12-11-11)	
Field Goals Made.....	6
UMass Lowell (12-19-14)	
Field Goals Attempted.....	12
UMass Lowell (12-19-14)	
Field Goal Percentage.....	1.000 (2-2)
N.C. State (2-20-14)	
Free Throws Made.....	4
Marquette (11-23-14)	
Pittsburgh (1-26-14)	
Free Throws Attempted.....	6
Pittsburgh (1-26-14)	



Lexie Brown

5-9 • Junior • G • #4

Suwanee, Ga.

(North Gwinnett HS)

(Univ. of Maryland)

Incredibly hard worker ... excellent three-point shooter ... great leader ... vocal ... can play the one, two or three guard positions ... great off the bounce.

Career:

Played her first two seasons at the University of Maryland before transferring to Duke ... will sit out the 2015-16 season with the Blue Devils and will have two years of eligibility remaining starting in 2016-17 ... drained 120 three-pointers in two seasons at Maryland, while scoring 825 points, dishing 310 assists and swiping 127 steals ... started 66-of-70 contests.

As a Sophomore at Maryland (2014-15):

Associated Press Third Team All-America ... All-Big Ten First Team ... All-Big Ten Defensive Team ... WBCA All-Region Team ... Big Ten Tournament Most Outstanding Player ... Wooden Award Preseason Top 30 list ... Naismith Player of the Year semifinalist ... Nancy Lieberman Award Watch List ... Academic All-Big Ten selection ... a two-time Big Ten Player of the Week honor roll selection (Jan. 12, Feb. 2) ... started all 36 contests while leading Maryland to the NCAA Final Four ... averaged 13.3 points, 4.5 assists, 3.3 rebounds and 2.2 steals ... drained 69 three-pointers, while hitting 34.5 percent from downtown ... ranked 64th nationally with a 4.5 assists per game average and 56th in free throw percentage (83.0) ... totaled six games with 20 or more points, including a season-high 27 points against Michigan State in the Big Ten Tournament ... drained at least one three-pointer in 33 games, including a season-high five against Princeton in the NCAA Tournament ... hit two or more three-pointers in 20 contests and had a streak of 17 games with at least one three-pointer made ... dished a season-high 10 assists at Penn State ... registered seven steals in three different games ... in the Big Ten stats, ranked 25th in scoring (13.3), fifth in assists (4.5), fifth in free throw percentage (83.0), tied for fifth in steals (2.2), tied for 11th in three-point field goals made per game (1.9) and sixth in assist/turnover ratio (1.7).

As a Freshman at Maryland (2013-14):

All-ACC Freshman team selection ... NCAA Tournament All-Region ... Nancy Lieberman Award Watch List ... All-ACC Academic Team ... a preseason ACC Newcomer Watch List ... started 30-of-34 contests as a rookie ... averaged 10.1 points, 4.3 assists, 1.9 rebounds and 1.4 steals ... helped guide the Terrapins to an NCAA Final Four appearance ... netted double-figure scoring in 17 games, including the final six contests of the season ... scored a career-high 31 points at Syracuse as she drained a career-high seven three-pointers in only eight attempts ... netted 21 points against Army, 20 points versus Louisville in the NCAA Tournament and 20 points at N.C. State ... sank 51 three-pointers for a 36.7 percentage ... hit at least one three-pointer in 24 contests ... had a streak of eight games with at least one three-pointer ... dished a season-high nine assists at Georgia Tech.

Rankings:

No. 8 (Collegiate Girls Basketball Report), No. 13 (All Star Girls Report), No. 15 (Blue Star Report), No. 15 (ESPN HoopGurlz)

2012 U.S. Women's U18 National Team:

Helped lead the squad to a perfect 5-0 record at the 2012 FIBA Americas U18 Championship in Gurabo, Puerto Rico ... played in all five games, while averaging 5.8 points, 3.4 rebounds and 3.0 assists ... hit four three-pointers.

High School/AAU:

McDonald's and WBCA All-America ... averaged 18.4 points, 6.9 assists, 5.1 steals and 4.9 rebounds per game as a senior in 2012-13 ... led the Bulldogs (30-2) to the Class 5-A state championship game ... named an All-America honorable mention by MaxPreps ... named the Atlanta Journal Constitution's Class 5-A All-State First Team and the Georgia Region 7-AAAAA Player of the Year as a sophomore and a junior ... named the Gwinnett County Player of the Year as a junior ... in 2012, recorded a triple-double with 12 points, 11 rebounds and 11 assists in a victory over Mill Creek that sent North Gwinnett to the state semifinals for the first time since 1963 ... the Bulldogs lost in the semis and finished 26-4 ... played her freshman season at Dr. Phillips High School in Orlando, Fla. and was named to the All-Central Florida First Team ... played for Omar Cooper with the AOT AAU team and Bryan Sellers for North Gwinnett.

Personal:

Full name is Lexie Kiah Brown ... born October 27, 1994 in Boston, Mass. ... daughter of Dee and Tammy Brown ... has two sisters, Alyssa (18) and Alanna (12), and one brother, Anakin (8) ... her father, Dee, played at Jacksonville (1986-90), then for the Boston Celtics (1990-98), Toronto Raptors (1998-2000) and Orlando Magic (2000-02) in the NBA ... he also won the 1991 NBA Dunk Contest...father is currently an assistant coach for player development with the Sacramento Kings (2013-present) and was an assistant with the Detroit Pistons (2011-13) ... he was also the head coach of the Orlando Miracle (2002) ... mother, Tammy, played college basketball as well at American International (1989-92).

Career Highs

Points.....	31
at Syracuse (2-2-14)	
Rebounds.....	7
at Indiana (1-25-15)	
at Michigan State (2-16-15)	
Assists.....	10
at Penn State (2-5-15)	
Steals.....	7
three times - most recent	
vs Michigan State (3-6-15)	
Field Goals Made.....	11
at Syracuse (2-2-14)	
Field Goals Attempted.....	18
at Minnesota (1-11-15)	
Field Goal Percentage.....	1.000 (3-3)
Pittsburgh (2-6-14)	
Free Throws Made.....	9
vs Louisville (4-1-14)	
Free Throws Attempted.....	10
at Indiana (1-25-15)	
vs Louisville (4-1-14)	
Three-Point Field Goals Made.....	7
at Syracuse (2-2-14)	
Three-Point Field Goals Attempted.....	11
Princeton (3-23-15)	
at Minnesota (1-11-15)	

2014-15 - Sophomore Year (Maryland)

	Min	FG-A	3G-A	FT-A	OR/TOT	P	F	T	B	S	PTS
Mt. St. Mary's	18	4-8	2-5	2-2	1/2	1	4	1	0	3	12
Wagner	15	6-12	1-3	0-0	0/1	1	3	1	0	3	13
South Florida	32	7-14	1-2	0-1	0/4	3	4	1	0	1	15
at George Was.	32	4-11	2-6	4-8	0/2	3	4	1	0	1	14
Loyola	17	4-6	3-4	0-0	0/0	1	2	3	0	1	11
vs. James Mad.	34	4-11	1-5	4-4	1/4	2	3	6	0	2	13
vs. Wash. St.	31	2-10	2-4	0-0	1/6	0	2	6	0	1	6
at Notre Dame	35	8-16	4-9	0-0	0/0	2	2	2	0	3	20
Towson	20	1-5	1-4	0-0	1/3	0	3	4	0	2	3
American	23	2-5	1-2	0-0	0/1	1	8	3	0	0	5
Ohio State	37	5-14	2-9	0-1	1/5	2	7	3	0	2	12
at Nebraska	36	3-7	1-5	2-2	1/5	1	6	4	0	2	9
Purdue	29	5-40	0-4	0-0	0/0	2	1	2	0	0	10
at Minnesota	40	7-18	4-11	2-2	1/3	1	7	0	0	4	20
at Rutgers	40	4-10	3-7	2-2	2/4	1	3	1	0	3	13
Illinois	32	4-12	0-6	5-6	0/3	3	8	4	0	7	13
Michigan St.	30	3-6	2-4	4-4	0/3	0	7	1	0	2	12
at Indiana	36	7-12	1-4	6-10	0/7	2	3	2	0	1	21
at Michigan	35	3-9	1-2	7-8	1/5	1	8	2	0	2	14
Iowa	30	7-11	4-7	8-9	0/0	3	7	1	0	2	26
at Penn State	30	3-9	2-6	0-0	0/3	1	10	3	0	5	8
Nebraska	37	5-13	2-6	2-2	1/5	0	4	3	0	1	14
Rutgers	39	7-11	3-3	2-3	0/2	1	2	1	0	2	19
Michigan St.	39	5-15	2-10	2-2	1-7	0	8	2	0	0	14
at Wisconsin	39	3-8	2-4	7-8	0/2	2	7	4	0	1	15
Penn State	28	2-9	1-6	1-2	0/2	0	4	6	0	7	6
Indiana	40	3-11	1-6	7-7	0/5	3	7	4	0	2	14
at Northwestern	24	3-6	1-4	2-2	0/2	3	2	3	0	1	9
vs. Mich. St.	35	9-16	1-5	8-9	0/4	1	2	2	0	7	27
vs. Northwestern	29	4-15	3-8	6-6	0/5	2	3	1	0	3	17
vs. Ohio St.	36	5-12	4-8	5-6	0/0	3	6	1	0	0	19
New Mexico St.	27	2-7	1-5	0-0	1/5	2	5	6	0	2	5
Princeton	39	8-16	5-11	2-2	1/6	2	4	6	0	0	23
vs. Duke	24	0-7	0-5	1-2	0/4	0	3	2	0	1	1
vs. Tennessee	37	5-11	3-5	2-2	1/6	1	3	3	0	0	15
vs. Connecticut	38	5-10	2-5	0-0	0/2	2	2	1	0	2	12

2013-14 - Freshman Year (Maryland)

	Min	FG-A	3G-A	FT-A	OR/TOT	P	F	T	B	S	PTS
at USF	32	4-12	3-8	0-1	1-6	4	6	1	1	1	11
Loyola	14	1-3	0-1	0-0	0-1	2	0	1	0	0	2
Connecticut	26	3-7	1-3	0-0	0-2	2	3	0	1	1	7
George Wash.	25	2-9	0-3	2-2	0-2	2	7	2	0	1	6
at Towson	20	1-4	0-1	0-0	0-0	3	3	0	0	0	2
Drexel	28	2-9	2-6	1-2	0-0	2	6	4	0	1	7
vs. TX Southern	21	2-5	0-2	1-1	0-0	0	8	3	0	1	5
vs. Ohio	26	5-11	2-4	4-5	0-1	2	2	1	1	0	16
Ohio State	20	2-7	1-2	0-0	0-2	3	5	3	0	2	5
Siena	27	4-8	1-3	1-2	0-2	1	5	3	0	3	10
Deleware St.	21	4-8	3-5	0-0	1-2	1	3	1	1	1	11
College of Char.	26	3-6	1-3	0-0	0-2	1	5	1	1	0	7
at UNC	36	3-10	1-5	5-6	1-1	2	6	2	0	1	12
Wake Forest	18	0-1	0-1	0-0	0-1	2	6	2	0	1	0
Syracuse	16	1-6	0-3	0-0	0-2	0	0	1	0	0	2
Georgia Tech	27	4-9	3-5	4-4	0-3	3	2	5	0	2	15
at Virginia	22	0-4	0-2	2-2	0-2	2	2	2	0	2	2
Notre Dame	25	4-9	1-3	0-0	0-0	4	3	3	0	0	9
at NC State	39	8-16	4-9	0-0	2-5	4	5	0	1	2	20
at Syracuse	32	11-13	7-8	2-2	1-1	0	7	5	0	3	31
Pittsburgh	23	3-3	2-2	1-2	2-2	1	3	0	0	2	9
Clemson	20	2-4	1-2	0-0	0-1	2	3	2	0	2	5
at Miami	33	3-8	2-5	1-2	1-1	0	3	3	1	1	9
at Duke	37	4-15	2-8	3-4	0-1	2	2	2	0	2	13
Florida State	33	6-9	2-3	0-0	1-3	0	5	2	0	3	14
at Georgia Tech	36	4-14	0-6	0-0	1-3	1	9	3	0	5	8
at Bos. College	27	4-8	4-7	0-0	0-2	0	6	1	0	0	12
Virginia Tech	18	4-6	1-1	0-0	0-2	1	5	3	0	1	9
vs. UNC	34	4-9	0-5	2-3	0-2	1	4	3	0	1	10
Army	27	9-11	3-4	0-0	0-0	1	5	3	0	1	21
Texas	37	4-9	0-1	2-2	0-3	1	5	4	0	1	10
vs. Tennessee	31	4-11	2-5	4-6	1-2	4	1	6	0	5	14
vs. Louisville	36	5-14	1-8	9-10	0-6	4	4	4	0	0	20
vs. Notre Dame	38	3-10	1-5	4-6	0-3	4	8	2	0	1	11

Career Statistics (at Maryland)

YEAR	G-GS	MIN-AVG	FG-FGA	PCT	3P-3PA	PCT	FT-FTA	PCT	REB	AVG	PF-FO	AST	TO	BS	ST	PTS	AVG
2013-14	34-30	931/27.4	123-228	.427	51-139	.367	42-62	.774	12	1.9	62-0	147	78	7	47	345	10.1
2014-15	36-36	1143/31.8	159-384	.414	69-200	.345	93-112	.830	118	3.3	53-0	163	97	0	80	480	11.7
Career	70-66	2074/29.6	282-672	.420	120-339	.354	141-174	.810	184	2.6	115-0	310	175	7	127	825	11.8

Career Conference Regular Season Statistics (2013-14 in ACC; 2014-15 in Big Ten)

YEAR	G-GS	MIN-AVG	FG-FGA	PCT	3P-3PA	PCT	FT-FTA	PCT	REB	AVG	PF-FO	AST	TO	BS	ST	PTS	AVG
2013-14	16-15	495/30.9	61-135	.452	29-70	.414	18-22	.818	30	1.9	24-0	69	36	2	27	188	11.8
2014-15	18-18	621/34.5	79-183	.432	32-104	.308	59-70	.843	63	3.5	26-0	94	46	0	44	249	13.8
Career	34-33	1150/33.8	140-318	.440	61-174	.351	77-92	.837	93	2.7	50-0	163	82	2	71	437	12.9

Career ACC/Big Ten Tournament Statistics (2013-14 in ACC; 2014-15 in Big Ten)

YEAR	G-GS	MIN-AVG	FG-FGA	PCT	3P-3PA	PCT	FT-FTA	PCT	REB	AVG	PF-FO	AST	TO	BS	ST	PTS	AVG
2013-14	1-1	34/34.0	4-9	.444	0-5	.000	2-3	.667	2	2.0	1-0	4	3	0	1	10	10.0
2014-15	3-3	100/33.3	18-43	.419	8-21	.380	19-21	.904	9	3.0	6-0	11	4	0	10	63	2.3
Career	4-4	134/33.5	22-52	.423	8-26	.308	21-24	.875	11	2.75	7-0	15	7	0	11	73	18.25

Career NCAA Tournament Statistics (at Maryland)

YEAR	G-GS	MIN-AVG	FG-FGA	PCT	3P-3PA	PCT	FT-FTA	PCT	REB	AVG	PF-FO	AST	TO	BS	ST	PTS	AVG
2013-14	5-5	169/33.8	25-55	.455	7-23	.304	19-24	.792	14	2.8	14-0	23	19	0	8	76	15.2
2014-15	5-5	165/33.0	20-51	.392	11-31	.354	5-6	.833	23	4.6	7-0	17	18	0	5	56	15.8
Career	10-10	334/33.4	45-106	.425	18-54	.333	24-30	.800	37	3.7	21-0	40	37	0	13	132	13.2

Career Statistics Versus Ranked Opponents

YEAR	G-GS	MIN-AVG	FG-FGA	PCT	3P-3PA	PCT	FT-FTA	PCT	REB	AVG	PF-FO	AST	TO	BS	ST	PTS	AVG
2013-14	9-8	302/33.6	38-101	.376	13-51	.255	27-35	.771	22	2.8	27-0	36	22	2	13	116	12.9
2014-15	11-11	370/33.6	51-127	.402	25-63	.397	19-31	.613	41	3.7	17-0	35	27	0	16	154	14.0
Career	20-19	672/33.6	89-228	.390	38-114	.333	46-66	.697	63	3.2	44-0	71	49	2	29	270	13.5



Mercedes Riggs
 5-7 • Senior • G • #12
 Lindon, Utah
 (Timpanogos HS/
 Salt Lake CC)

Great hustler ... no one plays harder ... extremely determined ... pure point guard ... gritty ... a true fighter.

As a Junior at Duke (2014-15):

Saw action in 32 contests, while making two starts ... averaged 1.6 points and dished 29 assists ... made starts against top-ranked South Carolina and at 22nd-ranked Florida State ... drained 15 three-pointers on the season ... dished a season-high five assists against UMass Lowell and Virginia Tech ... hit two three-pointers versus Pittsburgh, Clemson, Virginia and 21st-ranked Syracuse ... swiped a career-high three steals at Wake Forest ... took four charges.

Salt Lake Community College:

Averaged 8.9 points, 5.1 assists and 2.4 steals as she started all 34 contests as a sophomore ... Second Team All-America ... Midland WNIT All-Tournament Team honoree ... Most Valuable Player for Salt Lake Community College ... distributed four or more assists in 27 games, including a season-high 10 versus Utah State University-Eastern, while scoring 10 points on 4-of-6 shooting ... as a freshman, averaged 5.5 points, 2.3 assists and 2.1 rebounds as she started 19 of 30 games ... named Best Defensive Player award as a rookie ... helped lead the Bruins to an overall record of 45-19 in two years.

High school/AAU:

A three-year letterwinner at Timpanogos High School ... Utah Valley Player of the Year and 4A State Tournament Most Valuable Player in 2012 ... guided Timpanogos to the 2012 State Championship ... averaged 11.6 points, 3.0 steals, 1.0 assists and 1.0 rebounds as a senior ... as a junior, averaged 11.6 points, 2.0 steals, 1.0 assists and 1.0 rebounds ... notched averages of 6.0 points, 2.0 steals and 1.0 assists as a sophomore ... a two-time team MVP and three-time Timpanogos High's Most Outstanding Athlete in 2010, 2011 and 2012 ... lettered in volleyball and track & field as a sophomore, junior and senior ... team MVP as a senior for volleyball.

Personal:

Full name is Mercedes Riggs ... born on June 22, 1994 in Rochester, Minn. ... daughter of William & Anita Riggs ... has four sisters -- Vanessa (27), Megan & Melinda (23) and Alex (17) ... her mother, Anita, was a letterwinner in volleyball, basketball, softball and track & field at Southern Utah from 1980-83 ... her mother, Anita, and father, William were high school coaches for over 20 years ... her sisters, Vanessa and Megan, played basketball at Snow College ... her grandfather, Ralph Riggs, was a high school basketball coach for over 30 years ... named to Dean's List in the Spring of 2013 and President's List (High Honor Roll) in the Fall of 2013 and Spring of 2014 at Salt Lake Community College ... a four-time Honor Roll selection in high school ... majoring in psychology ... is a first degree black belt in taekwondo ... a 2015-16 ACC Honor Roll selection.

Career Highs (at Duke)

Points.....	6
four times - most recent	
at Virginia (2-12-15)	
Rebounds	3
at NC State (2-22-15)	
Assists.....	5
Virginia Tech (1-15-15)	
UMass Lowell (12-19-14)	
Blocks.....	1
South Carolina (12-7-14)	
Steals	3
at Wake Forest (2-5-15)	
Field Goals Made	2
four times - most recent	
at Virginia (2-12-15)	
Field Goals Attempted.....	5
at Notre Dame (2-16-15)	
Pittsburgh (1-29-15)	
Field Goal Percentage.....	1.000 (1-1)
three times - most recent	
at Florida State (1-11-15)	
Free Throws Made	2
vs Wake Forest (3-6-15)	
Kentucky (12-21-14)	
Free Throws Attempted.....	4
vs Wake Forest (3-6-15)	
Three-Point Field Goals Made	2
four times - most recent	
at Virginia (2-12-15)	
Three-Point Field Goals Attempted.....	5
at Notre Dame (2-16-15)	

2014-15 - Junior Year (Duke)

	Min	FG-A	3G-A	FT-A	OR/TOT	PF	A	T	B	S	PTS
at Alabama	10	1-1	1-1	0-0	0-1	1	1	0	0	1	3
at ODU	3	0-1	0-1	0-0	0-0	0	0	1	0	0	0
Marquette	7	0-0	0-0	0-0	0-2	0	0	0	0	0	0
Buffalo	19	0-1	0-1	0-0	0-1	1	2	0	0	0	0
Stony Brook	8	0-1	0-1	0-0	0-1	0	0	0	0	0	0
at Texas A&M		DNP - CD									
at Nebraska	17	1-2	1-2	0-0	0-0	1	1	0	0	1	3
South Carolina^	19	1-3	1-2	0-0	0-0	0	1	1	1	0	3
Oklahoma	11	1-4	1-4	0-0	0-0	1	2	0	0	0	3
UMass Lowell	16	0-2	0-2	0-0	0-0	0	5	1	0	1	0
Kentucky	4	1-1	0-0	2-2	0-1	0	0	0	0	1	4
at UConn	6	1-2	1-2	0-0	0-0	0	0	1	0	0	3
Wake Forest	12	0-3	0-2	0-0	0-0	1	2	2	0	1	0
Syracuse	16	2-3	2-3	0-0	0-2	1	1	1	0	2	6
at Florida St.^	24	1-1	1-1	0-0	0-1	2	2	1	0	1	3
Virginia Tech	25	1-4	1-4	0-0	0-1	0	5	0	0	1	3
Miami	18	0-1	0-1	0-0	0-2	0	0	1	0	0	0
at Boston Col.	18	0-1	0-1	0-0	0-1	0	0	0	0	0	0
at UNC	12	0-1	0-1	0-0	0-1	1	2	1	0	0	0
Pittsburgh	21	2-5	2-4	0-0	0-0	1	1	1	0	0	6
Louisville	11	0-1	0-1	0-0	0-0	0	0	2	0	0	0
at Wake Forest	13	0-3	0-3	0-0	0-1	1	0	1	0	3	0
Clemson	16	2-4	2-4	0-1	0-0	1	2	2	0	0	6
at Virginia	18	2-3	2-3	0-0	0-0	1	1	0	0	1	6
at Notre Dame	16	0-5	0-5	0-0	0-0	2	0	3	0	1	0
at NC State	17	0-2	0-2	0-0	2-3	3	0	0	0	0	0
at Ga. Tech	13	0-1	0-1	0-0	0-2	0	0	0	0	0	0
North Carolina	3	0-0	0-0	0-0	0-1	2	0	0	0	0	0
vs. Wake Forest	16	0-2	0-2	2-4	0-0	2	0	2	0	1	2
vs. Notre Dame	4	0-0	0-0	0-0	1-2	1	0	0	0	0	0
Albany	5	0-1	0-0	0-0	0-1	1	1	1	0	0	0
Miss. State		DNP - CD									
vs. Maryland	6	0-0	0-0	0-0	0-0	2	0	0	0	0	0

2013-14 - Sophomore Year (Salt Lake)

	Min	FG-A	3G-A	FT-A	OR/TOT	PF	A	T	B	S	PTS
at Trin. St JC	25	2-9	1-5	0-0	0-3	2	5	3	0	1	5
vs. Oter	33	2-8	0-2	0-1	1-5	4	4	3	0	5	4
Pima	40	1-4	1-3	6-8	3-5	3	5	3	0	2	9
South Mount.	32	3-6	2-2	0-0	2-7	4	7	2	0	3	8
Northwest	40	4-12	2-6	8-10	1-4	1	5	1	1	3	18
vs. W. WY CC	40	5-14	3-6	4-8	0-2	5	5	3	0	4	17
at Midland	40	1-2	1-2	0-0	0-0	1	1	0	0	1	3
vs. Cent. AR	37	4-9	2-3	2-2	3-4	0	2	5	0	4	12
vs. Odessa	40	4-8	2-2	0-0	3-4	1	9	2	0	3	10
Gillete	39	6-14	1-3	4-5	3-6	2	4	4	0	1	17
vs. Williston St.	31	3-9	0-3	0-0	1-3	1	8	3	1	3	6
vs. Chemeketa	22	1-6	0-2	0-1	2-2	1	4	2	0	1	2
at Snow Coll. W	37	7-13	1-4	6-8	2-6	2	4	4	1	4	21
W. WY CC	31	3-7	0-3	0-0	1-3	0	7	0	0	7	6
vs. Snow Alum.	35	4-9	0-3	0-2	0-4	2	6	4	0	2	8
vs. Glendale CC	25	1-5	1-3	0-0	0-1	0	8	0	1	2	3
at Southern ID	36	2-6	1-5	4-7	0-4	1	4	4	1	3	9
at North ID	43	4-10	2-3	5-8	0-3	2	6	1	1	4	15
CO NW CC	34	2-5	1-3	3-4	0-3	1	7	1	0	5	8
UT St. Uni. -E	34	4-6	2-4	0-0	0-4	2	10	4	0	2	10
Snow Coll. W	33	1-4	0-2	2-2	0-4	3	5	3	0	3	4
North ID	23	1-2	1-2	0-0	0-1	2	8	0	0	0	3
Southern ID	38	1-4	0-1	6-8	2-7	3	7	0	0	1	8
at USU East.	37	3-10	2-6	5-5	2-4	3	6	5	0	3	13
at Colorado NW	28	0-5	0-2	1-2	0-2	1	7	0	0	0	1
at Snow Coll. W	37	1-7	1-5	2-2	2-3	0	3	4	0	2	5
at North ID	32	3-10	3-8	0-0	0-3	3	0	3	0	0	9
at Southern ID	44	4-12	3-8	3-3	1-6	2	2	1	1	2	14
UT St. Univ. -E	29	5-11	1-5	0-1	2-3	0	6	0	0	2	11
CO NW CC	27	6-12	3-6	1-2	0-1	3	4	1	0	3	16
at Snow Coll. W	28	1-6	0-4	2-2	0-1	1	1	0	0	1	4
vs. Southern ID	40	4-17	1-7	5-5	0-3	3	4	0	0	2	14
vs. Lake Reg. St.	34	1-6	0-2	2-3	1-7	3	5	4	0	1	4
vs. Cent. AR	40	3-9	1-3	0-1	0-3	3	3	5	0	1	7

2012-13 - Freshman Year (Salt Lake)

	Min	FG-A	3G-A	FT-A	OR/TOT	PF	A	T	B	S	PTS
vs. Gillete	24	3-5	0-2	5-6	1-3	1	2	6	0	2	11
Casper	28	2-10	0-3	0-0	0-2	0	2	5	0	5	4
vs. South Mount.	28	2-8	0-4	4-6	0-1	3	5	2	0	3	8
vs. Pima CC	25	5-7	0-0	3-3	1-4	2	4	6	1	3	13
vs. ID Elite	3	0-0	0-0	0-0	0-0	0	1	0	0	0	0
Lamar CC	26	3-9	1-3	0-0	0-3	2	8	2	0	1	7
Northwest	29	1-4	0-2	1-2	1-4	2	2	1	0	0	3
vs. Sheridan	23	2-8	2-7	1-3	1-3	1	5	2	0	1	7
vs. Chemeketa	25	1-3	0-1	2-2	0-0	0	2	4	0	2	4
ID Elite Team 2	30	1-6	0-2	3-4	0-2	2	4	4	0	1	5
Snow	21	2-5	1-2	1-2	0-2	2	1	2	0	1	6
Scottsdale CC	11	1-5	0-1	1-2	0-0	0	1	1	0	3	3
vs. Chand. G CC	20	1-6	1-4	2-2	0-2	3	3	3	0	3	5
vs. Mesa CC	22	1-6	0-2	0-0	0-2	2	2	3	0	1	2
North ID	13	1-4	0-1	0-0	1-2	0	0	3	0	0	2
Southern ID	14	1-2	0-1	2-2	1-1	3	0	3	0	2	4
at USU East.	29	3-6	2-3	4-8	0-4	1	5	1	0	2	12
Colorado NW	25	2-3	0-0	3-3	0-2	1	1	3	0	2	7
at Snow Coll. W	27	3-4	1-1	2-7	0-2	2	0	1	0	1	9
Southern ID	24	3-6	1-3	0-1	0-3	2	2	4	0	0	7
at North ID	1	2-3	2-2	0-0	0-1	0	0	2	0	0	6
Colorado NW	16	0-3	0-2	0-0	0-2	2	2	2	0	2	0
USU- East.	24	3-7	0-1	2-3	1-3	1	3	1	0	1	8
Snow College	18	0-4	0-1	1-2	0-0	1	1	1	0	1	1
Southern ID	18	2-4	2-3	2-3	0-3	0	2	3	0	2	8
at North ID	30	3-6	0-1	0-0	1-1	1	5	3	0	1	6
at CO NW	26	2-7	0-2	2-2	0-1	2	1	2	0	2	6
at USU- East.	20	2-7	1-2	0-0	0-5	3	4	1	0	0	5
at North Idaho	23	1-7	1-5	0-2	1-3	2	2	1	0	1	3
at CO NW	17	2-5	0-1	0-0	0-3	2	0	1	0	0	4

Career Statistics (at Duke)

YEAR	G-GS	MIN-AVG	FG-FGA	PCT	3P-3PA	PCT	FT-FTA	PCT	REB	AVG	PF-FO	AST	TO	BS	ST	PTS	AVG
2014-15	32-2	415/13.0	16-59	.271	15-54	.278	4-7	.571	27	0.8	26-0	29	22	1	16	51	1.6
Career	32-2	415/13.0	16-59	.271	15-54	.278	4-7	.571	27	0.8	26-0	29	22	1	16	51	1.6

Career ACC Regular Season Statistics

YEAR	G-GS	MIN-AVG	FG-FGA	PCT	3P-3PA	PCT	FT-FTA	PCT	REB	AVG	PF-FO	AST	TO	BS	ST	PTS	AVG
2014-15	16-1	253/15.8	10-38	.263	10-36	.278	0-1	.000	16	1.0	16-0	16	15	0	10	30	1.9
Career	16-1	253/15.8	10-38	.263	10-36	.278	0-1	.000	16	1.0	16-0	16	15	0	10	30	1.9

Career ACC Tournament Statistics

YEAR	G-GS	MIN-AVG	FG-FGA	PCT	3P-3PA	PCT	FT-FTA	PCT	REB	AVG	PF-FO	AST	TO	BS	ST	PTS	AVG
2014-15	2-0	20/10.0	0-2	.000	0-2	.000	2-4	.500	2	1.0	3-0	0	2	0	1	2	1.0
Career	2-0	20/10.0	0-2	.000	0-2	.000	2-4	.500	2	1.0	3-0	0	2	0	1	2	1.0

Career NCAA Tournament Statistics

YEAR	G-GS	MIN-AVG	FG-FGA	PCT	3P-3PA	PCT	FT-FTA	PCT	REB	AVG	PF-FO	AST	TO	BS	ST	PTS	AVG
2014-15	2-0	11/5.5	2-5	.400	0-0	.000	0-0	.000	1	0.5	3-0	1	1	0	0	0	0.0
Career	2-0	11/5.5	2-5	.400	0-0	.000	0-0	.000	1	0.5	3-0	1	1	0	0	0	0.0

Career Statistics Versus Ranked Opponents

YEAR	G-GS	MIN-AVG	FG-FGA	PCT	3P-3PA	PCT	FT-FTA	PCT	REB	AVG	PF-FO	AST	TO	BS	ST	PTS	AVG
2014-15	12-2	138/11.5	7-19	.368	6-17	.353	2-2	1.000	9	.08	12-0	7	10	1	6	22	1.8
Career	12-2	138/11.5	7-19	.368	6-17	.353	2-2	1.000	9	.08	12-0	7	10	1	6	22	1.8

Career Statistics (at Salt Lake CC)

YEAR	G-GS	MIN-AVG	FG-FGA	PCT	3P-3PA	PCT	FT-FTA	PCT	REB	AVG	PF-FO	AST	TO	BS	ST
------	------	---------	--------	-----	--------	-----	--------	-----	-----	-----	-------	-----	----	----	----



Oderah Chidom

6-4 • Junior • F • #22

Oakland, Calif.
(Bishop O'Dowd)

Very athletic and versatile post player ... goes to the offensive boards very strong ... very intense on defense ... can score off the bounce and has a nice pull-up jump shot as well ... can play the four or three positions ... was presented with the Iron Blue Devil Belt by William Stephens, Duke strength and conditioning coach, after her hard work during summer of 2013 and freshman year preseason conditioning and workouts.

As a Sophomore (2014-15):

Competed in 21 contests and made six starts prior to missing the final 11 games with a shoulder injury ... surgery on her dislocated left shoulder was performed on Feb. 27, 2015 ... had started four of the last five games before suffering the injury ... averaged 8.5 points, 5.0 rebounds, 1.9 assists and 1.0 steals ... hit 56.6 percent of her field goals ... totaled two double-doubles against Stony Brook (13 points, 11 rebounds) and Pittsburgh (10 points, 10 rebounds) ... opened the season hitting 7-of-9 field goals for a season-high 17 points ... dished a career high six assists and N.C. A&T ... swatted 21 shots for a 0.9 per game average.

As a Freshman (2013-14):

Saw action in all 35 games, while making one start ... averaged 5.7 points and 4.0 rebounds ... blocked 29 shots ... pulled down double-figure rebounds against Kansas (14), Georgia Tech (13), Wake Forest (12) and Central Michigan (10) ... in her first collegiate start against Kansas, tallied 16 points and 10 rebounds (both then career highs) ... in the NCAA Tournament, averaged 11.0 points, 3.3 rebounds, 1.0 blocks and 1.0 steals ... notched a career-high 17 points in the NCAA Tournament first round against Winthrop ... hit a team-best 60.3 percent from the field, which was the eighth-best single-season field goal percentage in Blue Devil history ... her 14 rebounds against Kansas ranked tied sixth on the Duke freshman record books.

Rankings:

No. 10 (HoopGurtz), No. 79 (Girls Basketball Report), No. 25 (Blue Star Report)

2012 USA Basketball U17 World Championship Team:

Named to the 2012 USA Women's U17 World Championship team that won the gold medal in Amsterdam, Netherlands ... averaged 6.0 points and 6.1 rebounds in eight games, including a 10-point and seven rebound performance against Canada in the semifinals.

High School/AAU:

A 2013 McDonald's and WBCA All-America selection ... totaled team-high eight rebounds, team-high seven steals, tied for team-best three blocks and scored six points in the WBCA All-America game ... in the McDonald's All-America game, pulled down eight rebounds, had two points, two blocks and two steals in 15 minutes ... Bay Area News Group's 2012-13 East Bay Girls Athlete of the Year for basketball in 2013 ... three-time all-league selection ... league MVP as a senior ... a 2012 Cal-Hi Sports State All-State Fifth Team and Division III first team selection ... notched career averages of 13.2 points, 9.7 rebounds, 3.7 blocks and 2.2 steals ... scored over 1,000 points and pulled down over 900 rebounds during her career ... two-time All-California team ... averaged 14.0 points, 10.0 rebounds, 3.0 blocks and 2.0 steals her senior year ... totaled 23 double-doubles ... team captain as a senior ... tied a school-record with nine blocks in a single game as a senior ... All-East Bay first team in 2012 ... led Bishop O'Dowd to its first state championship ... won the sportsmanship award in the North California Final, after finishing the game with 22 points, 10 rebounds and six blocks ... as a junior, led her team to a 30-3 record and a Division III state title, averaging 14.0 points, 10.0 rebounds and 3.0

blocks ... as a sophomore, averaged 8.0 points, 7.0 rebounds, 2.7 blocks and 2.0 steals ... named All-East Bay Second Team ... voted First Team All-HAAL ... set a school record with nine blocks against Bishop Gorman ... received the West Coast Jamboree sportsmanship award ... lettered as a freshman on the varsity squad ... played AAU for Cal Storm-Team Taurasi ... invited to the 2013 USA Basketball U19 World Championship team trials.

Personal:

Oderah Obiageli Chidom was born on July 9, 1995 in Hayward, Calif. ... daughter of Obiora and Gabriella Chidom ... has one brother, Arinze (18) and one sister, Amara (16) ... named to the Honor Roll and received the Charles E. Delany Scholarship Award ... majoring in public policy.

Career Highs

Points.....	17
at Alabama (11-16-14)	
Winthrop (3-22-14)	
Rebounds.....	14
vs. Kansas (11-30-13)	
Assists.....	6
NC A&T (1-2-15)	
Blocks.....	3
four times - most recent	
Marquette (11-23-14)	
Steals.....	3
at Alabama (11-16-14)	
Notre Dame (2-2-14)	
Field Goals Made.....	7
at Alabama (11-16-14)	
Field Goals Attempted.....	12
UMass Lowell (12-19-14)	
Field Goal Percentage.....	.857 (6-7)
Old Dominion (1-2-14)	
Free Throws Made.....	5
Winthrop (3-22-14)	
vs. Kansas (11-30-13)	
Free Throw Percentage.....	1.000 (4-4)
vs. North Carolina (3-8-14)	
vs. Central Michigan (11-29-13)	

2014-15 - Sophomore Year

	Min	FG-A	3G-A	FT-A	OR/TOT	P	F	A	T	B	S	PTS
at Alabama	22	7-9	0-0	3-3	0-3	2	5	5	2	3	17	
at Old Dominion	16	4-8	0-0	0-0	3-7	2	1	0	0	0	8	
Marquette	21	6-8	0-0	0-1	2-6	3	3	3	3	2	12	
Buffalo	17	3-8	0-0	0-0	3-4	2	0	3	2	2	6	
Stony Brook	23	6-11	0-0	1-3	6-11	1	1	2	0	1	13	
at Texas A&M ^A	21	3-5	0-0	1-1	4-5	4	1	3	1	0	7	
at Nebraska ^A	21	3-5	0-0	2-2	2-7	3	2	0	1	0	8	
South Carolina	15	3-8	0-0	0-1	2-7	3	3	1	0	2	6	
Oklahoma	12	2-3	0-0	0-0	2-2	4	2	1	0	1	4	
UMass Lowell	21	6-12	0-0	1-3	2-7	2	3	0	1	1	13	
Kentucky	15	4-6	0-0	2-2	0-2	4	1	4	0	1	10	
at UConn	9	0-1	0-0	4-6	0-1	4	1	0	0	0	4	
NC A&T	24	5-8	0-0	1-1	0-5	2	6	1	2	1	11	
Wake Forest	27	5-9	0-0	0-0	0-5	2	2	3	2	2	10	
Syracuse	20	3-7	0-0	0-0	1-5	2	2	2	0	1	6	
at Florida St.	24	1-4	0-0	2-2	1-4	4	2	3	0	2	4	
Virginia Tech ^A	18	3-4	0-0	3-4	0-1	0	0	1	1	2	9	
Miami		DNP - Injured										
at Boston Col.		DNP - Injured										
at UNC	25	2-5	0-0	0-0	1-5	3	1	0	1	0	4	
Pittsburgh ^A	27	5-8	0-0	0-0	3-10	0	1	6	0	0	10	
Louisville ^A	24	5-6	0-0	4-6	4-6	4	2	5	2	0	14	
at Wake Forest ^A	4	1-1	0-0	0-0	1-2	1	0	0	0	0	2	
Clemson		DNP - Injured										
at Virginia		DNP - Injured										
at Notre Dame		DNP - Injured										
at NC State		DNP - Injured										
at Ga. Tech		DNP - Injured										
North Carolina		DNP - Injured										
vs. WFU		DNP - Injured										
Albany		DNP - Injured										
Miss. State		DNP - Injured										
vs. Maryland		DNP - Injured										

2013-14 - Freshman Year

	Min	FG-A	3G-A	FT-A	OR/TOT	P	F	A	T	B	S	PTS
at California	7	1-2	0-0	1-2	1-1	0	0	0	0	0	3	
USC Upstate	10	4-8	0-0	1-2	3-5	3	0	0	1	0	9	
Alabama	9	2-2	0-0	0-1	3-5	2	0	2	0	0	4	
Vanderbilt	8	0-2	0-0	0-0	2-2	2	0	0	0	0	0	
at Marquette	24	4-4	0-0	1-4	3-5	1	2	1	2	0	9	
vs. Xavier	20	2-4	0-0	3-3	0-3	3	0	4	0	0	7	
vs. C.Michigan	23	6-11	0-0	4-4	3-10	1	1	2	1	1	16	
vs. Kansas ^A	27	1-2	0-0	5-8	5-14	3	1	4	2	1	7	
Purdue	16	1-3	0-0	2-2	0-2	1	0	0	1	0	4	
at Oklahoma	12	1-2	0-0	0-0	0-1	1	1	2	1	0	2	
Connecticut	12	1-2	0-0	0-0	1-1	0	0	2	0	0	2	
Albany	17	2-2	0-0	2-4	1-2	2	0	2	0	2	6	
at Kentucky	3	0-0	0-0	0-0	0-1	1	0	1	0	0	0	
Old Dominion	11	6-7	0-0	1-1	2-2	3	0	1	0	0	13	
at Ga. Tech	5	0-1	0-0	0-0	0-0	0	0	0	0	0	5	
at Syracuse	15	3-5	0-0	0-0	0-4	3	1	1	0	0	6	
Boston Col.	12	1-1	0-0	0-0	1-1	2	0	2	0	0	2	
Virginia	18	4-7	0-0	3-9	5-9	1	0	5	1	1	11	
at Va. Tech	8	0-0	0-0	0-0	0-0	0	0	0	0	0	0	
at Florida St.	5	0-0	0-0	0-2	0-1	0	0	1	0	1	0	
Pittsburgh	17	4-6	0-0	4-6	1-6	3	1	1	2	1	12	
at Miami	1	0-0	0-0	0-0	0-0	0	0	0	0	0	0	
Notre Dame	17	1-2	0-0	1-4	2-3	2	1	0	0	3	3	
at Clemson	16	2-2	0-0	2-2	0-2	2	0	4	1	1	6	
UNC	20	2-6	0-0	2-5	5-7	1	0	2	2	1	6	
Maryland	17	2-4	0-0	1-1	2-6	2	1	3	1	0	5	
N.C. State	8	1-2	0-0	0-0	0-1	1	1	1	1	0	2	
at Notre Dame	10	1-2	0-0	0-0	0-3	2	0	1	0	0	2	
Wake Forest	27	4-4	0-0	1-3	8-12	1	1	3	3	1	9	
at UNC	23	4-5	0-0	0-0	2-4	2	1	1	3	1	8	
vs. Ga. Tech	19	2-5	0-0	4-6	5-13	4	0	2	3	2	8	
vs. UNC	15	1-4	0-0	4-4	0-3	3	0	0	1	1	6	
vs. Notre Dame	20	3-6	0-0	0-3	2-4	1	0	0	2	2	6	
Winthrop	14	6-8	0-0	5-6	0-4	4	0	1	0	1	17	
DePaul	17	4-5	0-0	2-2	1-2	2	1	1	1	0	10	

Career Statistics

YEAR	G-GS	MIN-AVG	FG-FGA	PCT	3P-3PA	PCT	FT-FTA	PCT	REB	AVG	PF-FO	AST	TO	BS	ST	PTS	AVG
2013-14	35-1	502/14.3	76-126	.603	0-0	.000	49-84	.583	139	4.0	59-0	13	50	29	20	201	5.7
2014-15	21-6	406/19.3	77-136	.566	0-0	.000	24-35	.686	105	5.0	52-0	39	43	18	21	178	8.5
Career	56-7	908/16.2	153-262	.584	0-0	.000	73-119	.613	244	4.4	111-0	52	93	47	41	379	6.8

Career ACC Regular Season Statistics

YEAR	G-GS	MIN-AVG	FG-FGA	PCT	3P-3PA	PCT	FT-FTA	PCT	REB	AVG	PF-FO	AST	TO	BS	ST	PTS	AVG
2013-14	16-0	218/13.6	29-47	.617	0-0	.000	14-32	.438	59	3.7	22-0	7	25	14	10	72	4.5
2014-15	8-4	169/21.1	25-44	.568	0-0	.000	9-12	.750	38	4.8	16-0	10	20	6	7	59	7.4
Career	24-4	387/16.1	54-91	.593	0-0	.000	23-44	.523	97	4.1	38-0	17	45	20	17	131	5.5

Career ACC Tournament Statistics

YEAR	G-GS	MIN-AVG	FG-FGA	PCT	3P-3PA	PCT	FT-FTA	PCT	REB	AVG	PF-FO	AST	TO	BS	ST	PTS	AVG
2013-14	3-0	54/18.0	6-15	.400	0-0	.000	8-13	.615	20	6.7	8-0	0	2	6	5	20	6.7
Career	3-0	54/18.0	6-15	.400	0-0	.000	8-13	.615	20	6.7	8-0	0	2	6	5	20	6.7

Career NCAA Tournament Statistics

YEAR	G-GS	MIN-AVG	FG-FGA	PCT	3P-3PA	PCT	FT-FTA	PCT	REB	AVG	PF-FO	AST	TO	BS	ST	PTS	AVG
2013-14	2-0	31/15.5	10-13	.769	0-0	.000	7-8	.875	6	3.0	6-0	1	2	1	1	27	13.5
Career	2-0	31/15.5	10-13	.769	0-0	.000	7-8	.875	6	3.0	6-0	1	2	1	1	27	13.5

Career Statistics Versus Ranked Opponents

YEAR	G-GS	MIN-AVG	FG-FGA	PCT	3P-3PA	PCT	FT-FTA	PCT	REB	AVG	PF-FO	AST	TO	BS	ST	PTS	AVG
2013-14	15-0	202/13.5	23-45	.511	0-0	.000	13-25	.520	40	2.7	19-0	6	15	13	9	59	3.9
2014-15	9-3	174/19.3	24-47	.511	0-0	.000	15-20	.750	42	4.7	31-0	15	18	5	6	63	7.0
Career	26-3	376/14.5	47-92	.511	0-0	.000	28-45	.622	82	3.2	50-0	21	33	18	15	122	4.7



Kendall Cooper
6-4 • Junior • F/C • #21
Carson, Calif.
(St. Anthony)

Can play on the block and can come out and hit the three-pointer ... expected to play the four and five positions ... one of the most physical players on the team ... challenges on the block on every possession ... very versatile.

As a Sophomore (2014-15):

Appeared in 34 games and started seven ... averaged 4.0 points, 3.7 rebounds and 0.9 assists ... registered 21 points, five assists, three rebounds, three blocks and three steals in 23 minutes against Wake Forest in the ACC Tournament ... her 21 points marked a career high ... hit 9-of-12 field goals in the outing ... tallied double-digit scoring in a total of four games ... had 11 points against Georgia Tech and Clemson, while posting 10 points versus UMass Lowell ... pulled down a season-high nine rebounds at Georgia Tech as well as eight boards against Buffalo and Virginia ... blocked three shots on two different occasions -- Pittsburgh and Wake Forest.

As a Freshman (2013-14):

Saw action in 31 contests, while averaging 2.1 points, 2.0 rebounds and 1.0 blocks ... scored a career-high 14 points and pulled down 10 rebounds in the NCAA Tournament first round against Winthrop for her first collegiate double-double ... hit all seven of her field goal attempts versus Winthrop ... swatted five shots in six minutes at fifth-ranked Kentucky ... the five blocks tied for ninth on the Duke freshman record charts ... blocked a total of 30 shots on the season to rank tied ninth on the Blue Devil freshman single-season list ... blocked two or more shots in eight contests.

Rankings:

No. 9 (Blue Star Report), No. 10 (ASGR), No. 12 (HoopGurlz), No. 41 (Girls Basketball Report)

2012 USA Basketball U18 National Team:

Named to 2012 USA Basketball Women's U18 National Team that produced a 5-0 record and won the gold medal in Gurabo, Puerto Rico ... averaged 3.0 points, 5.2 rebounds and 1.0 blocks ... participated in five contests, while starting two ... was the youngest player on the squad and only high school player.

High School/AAU:

A 2013 McDonald's and WBCA All-America selection ... scored nine points, had two rebounds and one block in the WBCA All-America game ... in the McDonald's All-America game, had four points, five rebounds three blocked shots in 14 minutes ... 2013 Press Telegram All-Area first team and MaxPreps California All-State first team ... California Interscholastic Federation (CIF) Division IV third team in 2012 and the 2011 Player of the Year (2011) ... All-CIF Division 4A first team (2011, 2013) ... two-time Long Beach Press Telegram Player of the Year in 2011 and 2012 ... three-time Dream Team selection (2010-12) ... Santa Cruz League MVP in 2011 and 2013 ... All-Santa Cruz League first team (2010, 2011, 2013) ... 2011 Long Beach Century Club Basketball Player of the Year ... varsity captain in 2012-13 ... in 112 career starts, totaled 1,516 points, 1,318 rebounds, 155 assists, 183 steals and 427 blocks ... lists career highs of 36 points (vs. St. Paul), 23 rebounds (vs. St. Paul) and 13 blocks (vs. Serra) ... averaged 12.3 points, 13.0 rebounds, 4.2 blocks, 2.4 assists and 1.9 steals as a senior ... totaled a season-high 28 points and 18 rebounds against Bellarmine-Jefferson on Jan. 22 ... in her final high school contest, registered a triple-double with 25 points, 19 rebounds and 13 blocks ... notched 15 double-doubles ... as a junior, averaged 14.8 points, 12.5 rebounds, 2.0 assists, 1.8 steals and 4.4 blocks, while tallying 17 double-doubles, two triple-doubles and seven 20+ point games ... as a sophomore, recorded five 20+ point games, 14 double-doubles and one triple-double vs. South Pasadena ... averaged 14.8 points, 11.8 rebounds, 1.8 steals and 3.6 blocks ... hit 64.0 percent from the

field as a sophomore ... Cal-Hi Sports first team in 2010 ... guided team to a 21-9 record ... as a freshman, averaged 10.9 points, 8.5 rebounds, 1.2 steals and 3.1 blocks ... tallied 10 double-doubles during her freshman year, as well as four 20+ point games ... her high school team had a 25-10 record ... also ran track and competed in the shot put ... played for AAU for Cal Storm-Team Taurasi as well as Team Xpress, GBL and the South Bay Waves ... captain of the team in 2011 and 2012 ... participated in the 2013 Women's U19 World Championship Trials, 2012 Women's U17 World Championship Team Trials and the 2011 Women's U16 National Team Trials.

Personal:

Full name is Kendall Alesse Cooper ... born on Aug. 19, 1995 in Harbor City, Calif. ... daughter of Stephanie McCravey-Cooper and Michael Cooper ... has one brother, Michael Cooper II (16) and one sister, Jourdan (21) ... her cousin, Tony Smith, played basketball at Marquette and for the Los Angeles Lakers and Milwaukee Bucks ... her father, Michael Cooper, played basketball at Cal State Los Angeles ... her sister, Jourdan, played basketball at UC Riverside in 2011-12 ... four-time member of the honor roll ... co-founder of the Pink Ribbon Club at St. Anthony, which promotes education, awareness and fundraising to address all types of cancer in women ... works with the Matt Barnes Foundation, Athletes vs. Cancer to educate high school athletics on cancer ... majoring in psychology.

Career Highs

Points.....	21
vs Wake Forest (3-6-15)	
Rebounds	10
Winthrop (3-22-14)	
Assists.....	4
Buffalo (11-25-14)	
Blocks	5
at Kentucky (12-22-13)	
Steals.....	3
vs Wake Forest (3-6-15)	
NC A&T (1-2-15)	
Field Goals Made	9
vs Wake Forest (3-6-15)	
Field Goals Attempted.....	12
vs Wake Forest (3-6-15)	
Field Goal Percentage.....	1.000 (7-7)
Winthrop (3-22-14)	
Free Throws Made	4
Pittsburgh (1-29-15)	
Free Throw Percentage.....	1.000 (3-3)
at Wake Forest (2-5-15)	

2014-15 - Sophomore Year

	Min	FG-A	3G-A	FT-A	OR/TOT	PF	A	T	B	S	PTS
at Alabama	17	3-3	0-0	2-2	0-4	2	2	1	0	0	8
at ODU	4	0-1	0-0	0-0	0-0	0	0	0	0	0	0
Marquette	15	0-6	0-0	0-0	2-3	0	0	2	1	1	0
Buffalo	16	1-6	0-0	0-7	3-8	4	4	1	0	0	2
Stony Brook	14	2-3	0-0	1-4	1-5	3	1	1	1	0	5
at Texas A&M	10	0-0	0-0	0-0	0-2	2	1	0	0	0	0
at Nebraska	7	0-0	0-0	1-2	0-1	1	0	1	0	2	1
South Carolina	3	0-1	0-1	0-0	0-0	0	0	0	1	0	0
Oklahoma	3	0-1	0-0	0-0	0-1	0	0	1	0	0	0
UMass Lowell	15	4-5	0-0	2-2	3-6	2	2	1	0	1	10
Kentucky	1	0-0	0-0	1-2	0-1	0	0	1	1	0	1
at UConn	16	0-1	0-0	0-0	1-3	1	0	2	0	0	0
NC A&T^	21	1-1	0-0	3-4	3-7	3	1	4	1	3	5
Wake Forest^	13	0-1	0-0	0-0	2-4	3	0	2	2	0	0
Syracuse^	11	0-1	0-0	0-0	0-3	0	2	1	0	0	0
at Florida St.^	12	2-3	0-0	0-0	1-4	3	0	3	0	1	4
Virginia Tech	16	0-2	0-0	2-5	0-3	1	2	1	1	1	2
Miami	15	2-5	0-0	3-4	1-3	4	1	0	2	0	7
at Boston Col.	7	0-2	0-0	0-0	1-3	0	0	0	0	0	0
at UNC	10	0-1	0-0	0-0	0-1	3	0	1	0	0	0
Pittsburgh	24	2-4	0-0	4-6	2-6	0	2	1	3	1	8
Louisville	15	0-1	0-0	0-0	2-4	2	1	5	2	0	0
at Wake Forest	18	2-6	0-0	3-3	0-4	2	0	2	1	0	7
Clemson^	19	4-8	0-0	3-4	0-7	2	2	2	1	1	11
at Virginia^	26	4-7	0-0	0-0	2-8	2	0	4	0	1	8
at Notre Dame^	19	0-6	0-0	2-2	0-3	1	1	0	0	2	2
at NC State	13	1-3	0-1	0-0	1-6	1	3	2	0	0	2
at Ga. Tech	20	5-10	0-0	1-2	3-9	2	0	1	2	0	11
North Carolina	14	3-6	0-0	2-2	1-1	4	0	2	0	0	8
vs. Wake Forest	23	9-12	0-0	3-5	1-3	5	0	2	3	3	21
vs. Notre Dame	21	2-6	0-1	0-0	0-3	3	3	2	1	0	4
Albany	11	0-1	0-0	1-3	1-2	1	0	4	0	0	1
Miss. State	14	1-1	0-0	1-1	1-5	0	1	3	1	1	3
vs. Maryland	16	1-3	0-0	2-2	0-3	3	1	2	0	0	4

2013-14 - Freshman Year

	Min	FG-A	3G-A	FT-A	OR/TOT	PF	A	T	B	S	PTS
at California	2	0-0	0-0	0-0	0-0	2	0	0	0	0	0
USC Upstate	13	3-5	0-0	1-1	2-5	4	1	1	0	1	7
Alabama	9	0-0	0-0	3-4	0-0	4	0	2	2	0	3
Vanderbilt	3	0-1	0-0	0-0	0-1	1	0	1	1	0	0
at Marquette	7	0-0	0-0	0-0	0-0	2	0	2	0	0	0
vs. Xavier	10	0-1	0-0	0-0	1-2	3	0	1	3	0	0
vs. C.Michigan	19	2-10	0-0	2-2	3-5	4	0	2	3	0	6
vs. Kansas	9	1-3	0-0	0-0	0-2	2	0	0	1	0	2
at Oklahoma	7	0-0	0-0	0-2	0-1	1	0	0	0	1	0
Connecticut	2	0-1	0-1	0-0	0-0	3	0	0	0	0	0
Albany	10	2-5	0-0	1-3	0-0	0	0	0	1	0	5
at Kentucky	6	0-1	0-1	0-0	0-1	2	0	0	5	0	0
Old Dominion	8	3-3	0-0	0-1	2-2	1	0	1	0	0	6
at Ga. Tech	3	0-0	0-0	0-0	0-0	1	0	0	0	0	0
Boston Col.	9	0-2	0-0	0-1	0-2	3	0	0	0	0	0
Virginia	9	1-2	0-0	0-0	0-4	0	0	0	3	1	2
at Va. Tech	2	0-0	0-0	0-0	0-0	0	0	0	0	0	0
at Florida St.		DNP	-	CD							
Pittsburgh	17	2-4	0-0	0-2	1-7	4	1	0	1	0	4
at Miami		DNP	-	CD							
Notre Dame	5	0-0	0-0	0-0	0-0	2	0	0	0	0	0
at Clemson	11	1-3	0-0	0-0	1-3	2	1	1	0	1	2
UNC		DNP	-	CD							
Maryland	10	3-3	0-0	0-0	1-3	3	1	0	1	0	6
N.C. State	3	1-1	0-0	0-0	0-0	3	0	1	2	0	2
at Notre Dame	6	1-2	0-0	0-0	0-0	0	0	0	0	0	2
Wake Forest	6	0-0	0-0	0-1	0-1	1	0	1	1	0	0
at UNC	6	0-1	0-0	0-0	0-0	2	1	0	0	0	0
vs. Ga. Tech	12	0-1	0-0	1-2	1-2	3	0	2	3	0	1
vs. UNC	2	0-0	0-0	0-0	0-0	1	0	0	0	0	0
vs. Notre Dame		DNP	-	CD							
Winthrop	17	7-7	0-0	0-0	3-10	1	2	2	1	0	14
DePaul	10	1-3	0-0	1-2	2-4	2	1	0	0	0	3

Career Statistics

YEAR	G-GS	MIN-AVG	FG-FGA	PCT	3P-3PA	PCT	FT-FTA	PCT	REB	AVG	PF-FO	AST	TO	BS	ST	PTS	AVG
2013-14	31-0	247/8.0	28-61	.459	0-2	.000	9-21	.429	61	2.0	61-0	8	19	30	5	65	2.1
2014-15	34-7	479/14.1	49-117	.419	0-3	.000	37-62	.597	126	3.7	60-1	30	55	24	18	135	4.0
Career	65-7	726/11.2	77-178	.433	0-5	.000	46-83	.554	187	2.9	121-1	38	74	54	23	200	3.1

Career ACC Regular Season Statistics

YEAR	G-GS	MIN-AVG	FG-FGA	PCT	3P-3PA	PCT	FT-FTA	PCT	REB	AVG	PF-FO	AST	TO	BS	ST	PTS	AVG
2013-14	13-0	92/7.1	9-19	.474	0-0	.000	0-4	.000	23	1.8	22-0	4	3	8	2	18	1.4
2014-15	16-6	252/15.8	25-66	.379	0-1	.000	20-28	.714	69	4.3	30-0	14	27	14	7	70	4.4
Career	29-6	344/11.9	34-85	.400	0-1	.000	20-32	.625	92	3.2	52-0	18	30	22	9	98	3.4

Career ACC Tournament Statistics

YEAR	G-GS	MIN-AVG	FG-FGA	PCT	3P-3PA	PCT	FT-FTA	PCT	REB	AVG	PF-FO	AST	TO	BS	ST	PTS	AVG
2013-14	2-0	14/7.0	0-1	.000	0-0	.000	1-2	.500	2	1.0	4-0	0	2	3	0	1	0.5
2014-15	2-0	44/22.0	11-18	.611	0-1	.000	3-5	.600	6	3.0	8-1	3	4	4	3	25	12.5
Career	4-0	58/14.5	11-19	.578	0-1	.000	4-7	.571	8	2.0	12-1	3	6	7	3	26	6.5

Career NCAA Tournament Statistics

YEAR	G-GS	MIN-AVG	FG-FGA	PCT	3P-3PA	PCT	FT-FTA	PCT	REB	AVG	PF-FO	AST	TO	BS	ST	PTS	AVG
2013-14	2-0	27/13.5	8-10	.800	0-0	.000	1-2	.500	14	7.0	3-0	3	2	1	0	17	8.5
2014-15	3-0	41/13.7	2-5	.400	0-0	.000	4-6	.667	10	3.3	4-0	2	9	1	1	8	2.7
Career	5-0	68/13.8	10-15	.667	0-0	.000	5-8	.625	24	4.8	7-0	5	7	2	1	25	5.0

Career Statistics Versus Ranked Opponents

YEAR	G-GS	MIN-AVG	FG-FGA	PCT	3P-3PA	PCT	FT-FTA	PCT	REB	AVG	PF-FO	AST	TO	BS	ST	PTS	AVG
2013-14	12-0	68/5.7	6-13	.462	0-2	.000	1-4	.250	12	1.0	24-0	3	3	10	2	13	1.1
2014-15	14-3	169/12.1	9-30	.300	0-2	.000	9-11	.818	34	2.4	23-0	10	23	6	6	27	1.9
Career	26-3	237/9.11	15-43	.348	0-4	.000	10-15	.667	46	1.8	47-0	13	26	16	8	40	1.5



Rebecca Greenwell
6-1 • R-Sophomore • G • #23
Owensboro, Ky.
(Owensboro Catholic)

2014-15 Full Court Second Team Freshman All-America

Tremendous shooter ... versatile player who can play the point, two and three ... one of the greatest competitors Coach P has ever coached ... ability to create off the dribble ... quick, defensive and fundamentally sound player ... was presented with the Iron Blue Devil Belt by William Stephens, Duke strength and conditioning coach, after her hard work during summer of 2015 and sophomore year preseason conditioning and workouts.

Duke Freshman Record Book:

Set a total of five Blue Devil freshman records in 2014-15 -- field goals attempted (396), three-pointers made (72), three-pointers attempted (202), double-figure scoring games (28-tied) and minutes played (1171) ... ranked third in scoring (476), seventh in field goals made (157), seventh in rebounds (187), tied third in defensive rebounds (141), tied fifth in double-doubles (5), third in 20-point scoring games (8) and sixth in double-figure rebound games (5).

Duke Single-Season Record Book:

Collected a school-record 202 three-pointers attempted, while ranking third with 72 three-pointers made ... was only one minute shy of breaking the minutes played record (1171).

2015 USA Basketball Women's World University Games Team:

Was named to the team, but had to withdraw due to an illness.

As a Redshirt Freshman (2014-15):

Made an immediate impact as a rookie, starting all 34 contests while averaging 14.0 points, 5.5 rebounds, 2.1 assists and 1.9 steals ... All-ACC Academic Team selection ... selected ACC Freshman of the Week Jan. 12 ... a preseason ACC Newcomer to Watch selection ... drained a Duke freshman single-season record 72 three-pointers and attempted a Blue Devil record 202 treys ... notched 28 games with double-figure scoring to tie a Duke freshman mark ... notched five double-doubles and eight games with 20 or more points ... her 72 three-pointers ranks as the third-most by a freshman in ACC history, while her 202 three-pointers attempted were second in the league record book ... the 72 treys also ranked fourth nationally among freshmen ... scored 20 points, including the game-winning three-pointer against Albany in the NCAA Tournament ... hit a career-high 6-of-11 three-pointers in the Albany contest ... in the ACC stats, ranked 15th in scoring (14.0), eighth in free throw percentage (78.9), 14th in three-point field goal percentage (35.6), fifth in three-pointers made per game (2.1) and sixth in steals (1.9) ... her scoring average of 14.0 ranked second among ACC freshmen ... drained at least one three-pointer in 13 straight games ... scored a career-high 23 points at Texas A&M ... hit one three-pointer in all but three games on the season ... drained three or more treys in 12 contests ... opened her career with a double-double at Alabama with 17 points and 10 rebounds along with seven steals and three assists ... collected a double-double with 14 points and a career-high 14 rebounds at 12th-ranked North Carolina ... hit her first 12 free throws to open her collegiate career and had a streak of 18 straight conclude against Kentucky.

As a Freshman (2013-14):

Sat out the season with a knee injury.

Rankings:

No. 4 (Girls Basketball Report), No. 6 (Blue Star Report), No. 6 (HoopGurlz), No. 18 (ASGR)

2012 USA Basketball U17 World Championship Team:

Member of the U17 World Championship team that produced an 8-0 record and won the gold medal in Amsterdam, Netherlands ... averaged 11.9 points, 7.3 rebounds, 2.1 assists and 2.0 steals, while starting all eight contests.

2011 USA Basketball U16 National Team:

Guided the U16 National Team to a 5-0 record and the gold medal in Merida, Mexico ... started all five contests and averaged 15.6 points, 5.8 rebounds and 3.2 steals ... her 15.6 points was a team high ... named Co-MVP of the tournament ... hit 11 three-pointers for a 45.8 percentage ... established USA U-16 single-game highs for field goals attempted (21) and three-pointers attempted (10) and set records for average points (15.6), field goals made (62) and three-pointers made (11).

2011 USA Basketball 3X3 Youth World Championship Team:

Played on 3X3 Youth World Championship team that received the honorary bronze medal ... injured her ACL during the tournament ... averaged 5.0 points a game before being injured.

Career Highs

Points.....	23
at Texas A&M (11-30-14)	
Rebounds.....	14
at North Carolina (1-25-15)	
Assists.....	5
Syracuse (1-8-15)	
at Old Dominion (11-20-14)	
Steals.....	7
at Alabama (11-16-14)	
Field Goals Made.....	8
Virginia Tech (1-15-15)	
NC A&T (1-2-15)	
Field Goals Attempted.....	19
at Texas A&M (11-30-14)	
Field Goal Percentage.....	.667 (8-12)
Virginia Tech (1-15-15)	
NC A&T (1-2-15)	
Free Throws Made.....	8
at Alabama (11-16-14)	
Free Throw Percentage.....	1.000 (8-8)
at Alabama (11-16-14)	
Three-Point Field Goals Made.....	6
Albany (3-20-15)	
Three-Point Field Goals Attempted.....	11
Albany (3-20-15)	
at NC State (2-22-15)	

High School/AAU:

2013 McDonald's All-America and WBCA All-America selection ... All-USA Today First Team honoree ... had her high school jersey retired ... Courier Journal First Team All-State in 2013 ... named to the preseason 2012-13 American Family Insurance ALL USA Girls Team ... three-time all-state first team (2010, 2011, 2013) ... Messenger-Inquirer three-time Region III Player of the Year (2010, 2011, 2013) ... three-time All-District first team selection (2009-11) ... scored 3,306 career points and pulled down over 1,500 rebounds ... holds school records for single-game points (51 vs. Trinity) and steals (12) ... lists career highs of 20 rebounds (vs. Grayson County), eight assists (vs. Owensboro) and eight blocks (vs. Union County) ... in the McDonald's All-America game, had eight points, two rebounds, one steal and one assist in nine minutes before getting injured ... averaged 23.1 points, 8.9 rebounds, 3.6 assists and 2.6 steals as a senior ... scored 40 or more points four times, including a 51-point performance against Trinity on Jan. 14 ... against Trinity, hit a national record 17 three-pointers on 28 attempts ... hit 73 three-pointers in 21 games for a 46.0 percentage ... totaled nine double-doubles ... as a junior, did not play due to an ACL injury ... as a sophomore, started all 35 games averaging 32.6 points, 12.0 rebounds, 3.6 assists, 3.9 steals and 1.4 blocks ... during her sophomore season, shot 48.0 percent from the field, 30.0 percent from three-point land and 76.0 percent from the line ... Class A All-State Tournament team in 2011 after setting records for total points (122) and points in a single game ... reached the 2,000 point and 1,000 rebound plateau in the 2010-11 campaign, tallying 24 games with 30+ points, eight 40+ point games and 27 double-digit rebounding games ... notched a 27-8 record ... all-state second team (2009) ... as a freshman in 2009-10, started all 34 games averaging 26.6 points, 10.4 rebounds and 3.1 assists ... tallied 23 games with 20+ points as well as 10 30+ point performances ... led her squad to an 18-16 record ... averaged 18.2 points, 8.1 rebounds, 3.0 assists, 2.2 steals and 1.5 blocks as an eighth grader ... led her team to a 21-10 record ... started playing varsity basketball in the seventh grade (2007-08) ... competed for the Tennessee Flight AAU squad since 2009 ... finished second at Boo Williams in 2009-11 and won Nike Nationals in 2010 ... played for Tennessee Elite from 2005-09 and finished second in the state AAU from 2005-09 ... played on her high school tennis team in 2010 and 2011 ... the JV player of the year in 2011.

Personal:

Full name is Rebecca Danielle Greenwell ... born February 27, 1995 in Evansville, Ind. ... daughter of Nicole Elder, stepfather Ryan Elder, father Neal Greenwell and stepmother Missie Greenwell ... has three sisters, Rachel (24), Briley (11) and Emma (8) ... her sister, Rachel, played basketball at Bellarmine University ... was named to the Academic All-State team as well as National Honors Society in high school ... earned Dean's List honors at Duke for the Fall of 2014 ... majoring in psychology ... a two-time ACC Honor Roll selection.

2014-15 - Redshirt Freshman Year

	Min	FG-A	3G-A	FT-A	OR/TOT	PF	A	T	B	SPTS	
at Alabama^	32	4-11	1-4	8-8	1-10	2	3	4	1	7	17
at ODU^	36	4-12	2-8	0-0	0-6	0	5	2	0	1	10
Marquette^	33	7-18	4-8	4-4	3-12	0	2	0	1	2	22
Buffalo^	30	4-14	1-7	1-3	4-13	1	2	4	0	2	10
Stony Brook^	33	4-14	2-9	0-0	1-3	2	3	1	0	1	10
at Texas A&M^	38	7-19	3-6	6-6	2-5	2	2	3	1	1	23
at Nebraska^	36	2-10	1-4	4-4	1-5	1	3	3	0	0	9
South Carolina^	37	4-9	0-3	4-4	0-5	1	0	4	0	4	12
Oklahoma^	32	3-9	1-4	4-4	3-10	2	2	5	0	2	11
UMass Lowell^	26	6-14	1-4	2-2	3-6	0	3	1	0	4	15
Kentucky^	36	5-8	2-4	1-2	1-5	2	4	3	1	2	13
at UConn^	33	0-2	0-2	4-4	3-4	4	2	5	1	1	4
NC A&T^	25	8-12	4-5	0-0	0-4	1	3	3	0	3	20
WFU^	36	5-11	1-6	4-5	2-6	1	2	3	0	1	15
Syracuse^	34	6-12	4-8	4-4	1-6	1	5	3	0	4	20
at Florida St.^	38	4-8	4-5	7-7	1-5	2	2	5	0	0	19
Virginia Tech^	33	8-12	4-8	1-1	1-3	1	0	1	1	1	21
Miami^	27	2-9	1-4	0-0	2-2	3	0	4	0	0	5
at Boston Col.^	35	4-13	2-6	1-2	2-6	0	1	1	0	0	11
at UNC^	44	5-17	2-7	2-4	7-14	2	2	6	0	2	14
Pittsburgh^	29	3-9	2-4	2-2	1-5	0	1	3	0	3	10
Louisville^	36	4-9	3-7	2-4	1-3	0	2	3	0	1	13
at WFU^	36	4-11	1-5	2-5	1-2	2	1	1	0	2	11
Clemson^	32	6-13	3-8	4-4	1-4	1	0	1	0	0	19
at Virginia^	30	7-16	4-10	4-4	1-5	0	2	4	0	3	22
at Notre Dame^	33	2-5	0-2	0-0	0-5	5	1	5	0	0	4
at NC State^	37	4-18	2-11	6-7	1-4	4	3	3	0	0	16
at Ga. Tech^	38	7-18	1-8	1-1	0-4	2	3	3	1	3	16
North Carolina^	40	6-10	3-5	4-7	1-6	2	4	7	1	3	19
vs. WFU^	35	6-12	1-5	4-8	0-2	2	2	4	0	5	17
vs. Notre Dame^	39	2-10	2-4	0-0	0-5	2	0	1	0	2	6
Albany^	37	7-13	6-11	0-0	0-3	1	1	6	0	1	20
Miss. State^	38	5-11	3-6	4-8	1-5	4	3	3	0	2	17
vs. Maryland^	37	2-7	1-4	0-0	0-4	1	1	2	0	3	5

Career Statistics

YEAR	G-GS	MIN-AVG	FG-FGA	PCT	3P-3PA	PCT	FT-FTA	PCT	REB	AVG	PF-FO	AST	TO	BS	ST	PTS	AVG
2014-15	34-34	1171/34.4	157-396	.396	72-202	.356	90-114	.789	187	5.5	54-1	70	107	8	66	476	14.0
Career	34-34	1171/34.4	157-396	.396	72-202	.356	90-114	.789	187	5.5	54-1	70	107	8	66	476	14.0

Career ACC Regular Season Statistics

YEAR	G-GS	MIN-AVG	FG-FGA	PCT	3P-3PA	PCT	FT-FTA	PCT	REB	AVG	PF-FO	AST	TO	BS	ST	PTS	AVG
2014-15	16-16	558/34.9	77-191	.403	37-104	.356	44-57	.722	80	5.0	26-1	29	53	3	23	235	14.7
Career	16-16	558/34.9	77-191	.403	37-104	.356	44-57	.722	80	5.0	26-1	29	53	3	23	235	14.7

Career ACC Tournament Statistics

YEAR	G-GS	MIN-AVG	FG-FGA	PCT	3P-3PA	PCT	FT-FTA	PCT	REB	AVG	PF-FO	AST	TO	BS	ST	PTS	AVG
2014-15	2-2	74/37.0	8-22	.364	3-9	.333	4-8	.500	7	3.5	4-0	2	5	0	7	23	11.5
Career	2-2	74/37.0	8-22	.364	3-9	.333	4-8	.500	7	3.5	4-0	2	5	0	7	23	11.5

Career NCAA Tournament Statistics

YEAR	G-GS	MIN-AVG	FG-FGA	PCT	3P-3PA	PCT	FT-FTA	PCT	REB	AVG	PF-FO	AST	TO	BS	ST	PTS	AVG
2014-15	3-3	112/37.3	14-31	.452	10-21	.476	4-8	.500	12	4.0	6-0	5	11	0	6	42	14.0
Career	3-3	112/37.3	14-31	.452	10-21	.476	4-8	.500	12	4.0	6-0	5	11	0	6	42	14.0

Career Statistics Versus Ranked Opponents

YEAR	G-GS	MIN-AVG	FG-FGA	PCT	3P-3PA	PCT	FT-FTA	PCT	REB	AVG	PF-FO	AST	TO	BS	ST	PTS	AVG
2014-15	14-3	169/12.1	9-30	.300	0-2	.000	9-11	.818	34	2.4	23-0	10	23	6	6	27	1.9
Career	14-3	169/12.1	9-30	.300	0-2	.000	9-11	.818	34	2.4	23-0	10	23	6	6	27	1.9



Lyneé Belton

6-3 • R-Freshman • F/C • #34
 Clinton, Md.
 (The Bullis School)

A great competitor and a fighter ... she will take it at anybody ... loves playing in the paint ... likes the high post jumper ... very strong physically.

As a Freshman (2014-15):

Played in eight games before suffering a torn ACL against Oklahoma on Dec. 17, 2014 ... had surgery Jan. 13, 2015 ... saw 12 minutes of action versus the Sooners and had a career-high 10 points before suffering the injury ... pulled down a career-high seven rebounds at seventh-ranked Texas A&M ... hit 11-of-17 field goals for a 64.7 percentage ... blocked two shots against Stony Brook.

Ranking:

No. 34 (Prospect Nation), No. 24 (Blue Star), No. 31 (ASGR), No. 10 (Girls Basketball Report/HoopGuriz)

High School/AAU:

2014 McDonald's All-America selection ... had 11 points, eight rebounds, one steal and one assist in 15 minutes in the McDonald's game ... USA Today All-Maryland First Team ... 2014 Washington Post All-Met First Team and 2013 All-Met Second Team honoree ... 2014 Montgomery County All-Gazette Honorable Mention ... compiled 1,254 points and 1,009 rebounds over four varsity seasons with The Bullis School ... missed two months of her senior campaign with a concussion ... averaged 19.5 points, 12.1 rebounds, 1.9 steals and 1.7 assists as a senior ... pulled down 7.5 offensive rebounds a contest ... notched 11 double-doubles in 15 games ... scored a season-high 30 points against National Cathedral and pulled down a season-high 17 boards versus Georgetown Visitation ... hit 58.0 percent of her field goals ... an Elite Showcase Basketball Classic Team Member in 2014 ... as a junior, averaged 14.0 points, 10.0 rebounds and 2.0 blocks ... first annual Full Court Fab 50 All-Star in 2013 ... guided her squad to a 21-5 overall record, the 2013 ISL 2A Division Championship and ISL 2A Tournament title ... totaled career-highs of 29 points and 21 rebounds during her junior campaign ... received the Ballin for the Cure MVP Award in 2012 and 2013 ... USJN Platinum Bracket Final Four in 2013 ... averaged 16.0 points, 9.0 rebounds, 9.0 blocks and 2.0 assists as a sophomore ... earned All-Gazette and All-Independent Schools League first team honors ... guided The Bullis School to a 21-7 record ... Winter All-Met Honorable Mention ... member of the USJN Hampton U15 Tournament Champions in 2011 ... as a freshman, averaged 17.3 points, 11.2 rebounds and guided her team to a 21-7 mark ... named The Erin Peterson MVP at the Raytheon Bulldog Bash in 2010 ... Winter All-Met Honorable Mention ... The Bullis Holiday Classic MVP in 2010 ... Holy Child Tiger Club Classic All-Tournament Team in 2010 ... received the Ballin for the Cure Award in 2010 ... invited to attend the 2014 U17, 2012 U17 and 2011 U16 USA Basketball National Team Trials ... led her Team Takeover AAU squad to the Boo Williams Tournament Championship and earned All-Tournament Team honors in 2013 ... competed with the Boo Williams AAU squad in 2011-12 ... led the team to the Boo Williams Nike Invitational U15 Top Bracket and the AAU Super Showcase U15 Bracket Final Four ... the USJN Hampton U15 Tournament Champions in 2011 ... guided the Alana Beard Future squad to the U13 Elite Mid-Atlantic Girls National Basketball League Championship, U13 Elite Arbutus League Champions and the Mid-Atlantic Girls National Basketball U13 Senior Division Championship in 2010 ... played on the varsity field hockey and junior varsity lacrosse team as a freshman ... performed the shot put and discus as a sophomore on the track & field team.

Personal:

Full name is Lyneé Tiara Belton ... born May 26, 1996 in Silver Spring, Md. ... daughter of Wynard and Lynett Belton ... has one sister, Nyla (11) ... member of the National Society of High School Scholars ... is a student peer mentor, student tutor and student ambassador ... started playing basketball at age 11.

Career Highs

Points.....	10
Oklahoma (12-17-14)	
Rebounds.....	7
at Texas A&M (11-30-14)	
Assists.....	1
at Texas A&M (11-30-14)	
Buffalo (11-25-14)	
Blocks.....	2
Stony Brook (11-28-14)	
Steals.....	1
Stony Brook (11-28-14)	
Field Goals Made.....	4
Oklahoma (12-17-14)	
Field Goals Attempted.....	6
Oklahoma (12-17-14)	
Field Goal Percentage.....	1.000 (3-3)
Stony Brook (11-28-14)	
Free Throws Made.....	2
four times - most recent	
Oklahoma (12-17-14)	
Free Throw Percentage.....	1.000 (2-2)
at Nebraska (12-3-14)	

2014-15 - Freshman Year

	Min	FG-A	3G-A	FT-A	OR/TOT	PF	A	T	B	S	PTS
at Alabama	2	0-0	0-0	2-4	1-1	0	0	0	0	0	2
at ODU		DNP - CD									
Marquette	3	1-1	0-0	0-0	0-0	0	0	1	0	0	2
Buffalo	8	1-5	0-0	2-3	0-1	2	1	3	0	0	4
Stony Brook	12	3-3	0-0	0-0	3-4	2	0	1	2	1	6
at Texas A&M	17	1-1	0-0	0-0	1-7	3	1	3	1	0	2
at Nebraska	11	1-1	0-0	2-2	1-1	0	0	2	0	0	4
South Carolina	1	0-0	0-0	0-0	0-0	1	0	0	0	0	0
Oklahoma	12	4-6	0-0	2-4	3-4	2	0	1	0	0	10
UMass Lowell		DNP - Injured									
Kentucky		DNP - Injured									
at UConn		DNP - Injured									
NC A&T		DNP - Injured									
Wake Forest		DNP - Injured									
Syracuse		DNP - Injured									
at Florida St.		DNP - Injured									
Virginia Tech		DNP - Injured									
Miami		DNP - Injured									
at Boston Col.		DNP - Injured									
at UNC		DNP - Injured									
Louisville		DNP - Injured									
at Wake Forest		DNP - Injured									
Clemson		DNP - Injured									
at Virginia		DNP - Injured									
at Notre Dame		DNP - Injured									
at NC State		DNP - Injured									
at Ga. Tech		DNP - Injured									
North Carolina		DNP - Injured									
vs. Wake Forest		DNP - Injured									
vs. Notre Dame		DNP - Injured									
Albany		DNP - Injured									
Miss. State		DNP - Injured									
vs. Maryland		DNP - Injured									

Career Statistics

YEAR	G-GS	MIN-AVG	FG-FGA	PCT	3P-3PA	PCT	FT-FTA	PCT	REB	AVG	PF-FO	AST	TO	BS	ST	PTS	AVG
2014-15	8-0	66/8.3	11-17	.647	0-0	.000	8-13	.615	18	2.3	10-0	2	11	3	1	30	3.8
Career	8-0	66/8.3	11-17	.647	0-0	.000	8-13	.615	18	2.3	10-0	2	11	3	1	30	3.8

Career ACC Regular Season Statistics

YEAR	G-GS	MIN-AVG	FG-FGA	PCT	3P-3PA	PCT	FT-FTA	PCT	REB	AVG	PF-FO	AST	TO	BS	ST	PTS	AVG
2014-15	DNP																

Career ACC Tournament Statistics

YEAR	G-GS	MIN-AVG	FG-FGA	PCT	3P-3PA	PCT	FT-FTA	PCT	REB	AVG	PF-FO	AST	TO	BS	ST	PTS	AVG
2014-15	DNP																

Career NCAA Tournament Statistics

YEAR	G-GS	MIN-AVG	FG-FGA	PCT	3P-3PA	PCT	FT-FTA	PCT	REB	AVG	PF-FO	AST	TO	BS	ST	PTS	AVG
2014-15	DNP																

Career Statistics Versus Ranked Opponents

YEAR	G-GS	MIN-AVG	FG-FGA	PCT	3P-3PA	PCT	FT-FTA	PCT	REB	AVG	PF-FO	AST	TO	BS	ST	PTS	AVG
2014-15	3-0	29/9.7	2-2	1.000	0-2	.000	2-2	1.000	8	2.7	4-0	1	5	1	0	6	2.0
Career	3-0	29/9.7	2-2	1.000	0-2	.000	2-2	1.000	8	2.7	4-0	1	5	1	0	6	2.0



Erin Mathias
 6-4 • Sophomore • F/C • #35
 Pittsburgh, Pa.
 (Fox Chapel Area)

A strong player ... she can play inside and out ... has a three ball that she can pull now and again ... is getting more aggressive ... a competitor and very focused.

As a Freshman (2014-15):

Appeared in 27 games off the bench as a rookie for the Blue Devils ... notched a career-high 11 points and six rebounds in 18 minutes against Buffalo early in the season ... saw increased minutes late in the season ... totaled six points and two rebounds in 10 minutes during the NCAA Tournament first round against Albany ... dished two assists against N.C. A&T ... hit all three of her field goal attempts versus Albany.

Ranking:

No. 97 (Prospect Nation), No. 35 (Blue Star), No. 81 (ASGR), No. 39 (Girls Basketball Report/HoopGurlz)

High School/AAU:

Pennsylvania Gatorade Player of the Year as a senior ... Miss Pennsylvania Basketball in 2014 ... Pittsburgh Post-Gazette WPIAL Class AAAA Player of the Year as a junior and senior ... named Class AAAA All-State First Team, Pittsburgh Tribune Review Terrific 10 and Pittsburgh Post-Gazette Fab 5 her junior year ... a two-time Pittsburgh Post-Gazette WPIAL Class AAA All-Section Team ... compiled 1,088 points, 903 rebounds and 282 blocks over three years at Fox Chapel Area ... notched 51 double-doubles and four triple-doubles over her career ... averaged 16.4 points, 12.7 rebounds, 4.6 blocks, 1.5 steals and 1.1 assists as a senior ... collected 21 double-doubles and two triple-doubles her senior campaign ... notched a triple-double with 15 points, 14 blocks and 12 rebounds versus North Catholic ... had a second triple-double versus Olen tangy with 16 points, 13 rebounds and 10 swats ... scored a season-high 29 points against Baldwin and pulled down a season-high 19 rebounds against McKeesport ... totaled six games with 20 or more points ... received the KDKA Extra Effort Award and named Pittsburgh Post Gazette Fabulous Five ... as a junior, averaged 17.3 points, 13.6 rebounds, 4.8 blocks and 1.4 steals ... guided Fox Chapel Area H.S. to an 18-6 overall record and advanced to the WPIAL AAAA quarterfinals ... the 2012 Seneca Valley Tip-Off Tournament MVP ... named the Post-Gazette Athlete of the Week in December of 2012 ... notched 17 double-doubles ... registered triple-doubles in back-to-back games as a junior with 20 points, 19 rebounds and 10 blocks in one game and then 19 points, 15 rebounds and 13 blocks in the second contest ... totaled 18 points in the first contest back from a knee injury from the previous year ... missed her sophomore season with a knee injury ... as a freshman, averaged 10.7 points, 11.1 rebounds, 2.6 blocks and 1.0 steals ... posted a season-high 20 points against Penn Hills, while pulling down a season-high 31 rebounds versus Franklin Regional ... notched 13 double-doubles ... posted double-figure scoring in 16-of-23 contests ... guided the WPA Bruins to the Junior National Championship in 2010 and 2011 ... invited to the 2011 U16 USA Basketball National Team Trials.

Personal:

Erin Elizabeth Mathias was born on September 15, 1995 in Pittsburgh, Pa. ... daughter of Chris and Beth Mathias ... has one brother, Matt (22) ... member of the National Honor Society as a junior and senior ... a 2015-16 ACC Honor Roll selection.

Career Highs

Points.....	11
Buffalo (11-25-14)	
Rebounds.....	6
Buffalo (11-25-14)	
Assists.....	2
NC A&T (1-2-15)	
Blocks.....	1
at Boston College (1-22-15)	
NC A&T (1-2-15)	
Stony Brook (11-28-14)	
Steals.....	1
five times - most recent	
North Carolina (3-1-15)	
Field Goals Made.....	3
Albany (3-20-15)	
Buffalo (11-25-14)	
Field Goals Attempted.....	6
Clemson (2-8-15)	
Field Goal Percentage.....	1.000 (3-3)
Albany (3-20-15)	
Free Throws Made.....	5
Buffalo (11-25-14)	
Free Throw Percentage.....	1.000 (5-5)
Buffalo (11-25-14)	

2014-15 - Freshman Year

	Min	FG-A	3G-A	FT-A	OR/TOT	P	F	T	B	S	P	S	P	T	S
at Alabama	2	0-0	0-0	0-0	0-1	0	0	0	0	0	0	0	0	0	0
at Old Dominion		DNP - CD													
Marquette	3	1-1	0-0	2-2	0-0	0	1	0	0	0	0	0	0	4	
Buffalo	18	3-4	0-0	5-5	2-6	1	0	1	0	1	11				
Stony Brook	9	0-2	0-1	1-2	0-2	3	0	0	1	0	1				
at Texas A&M		DNP - CD													
at Nebraska	12	1-4	0-0	0-0	0-2	3	0	1	0	1	2				
South Carolina		DNP - CD													
Oklahoma	5	0-1	0-0	1-2	0-0	2	0	0	0	0	1				
UMass Lowell	14	0-4	0-0	0-2	2-5	1	0	1	0	1	0				
Kentucky	1	0-0	0-0	0-0	0-0	1	0	0	0	0	0				
at UConn		DNP - CD													
NC A&T	12	0-1	0-0	0-0	0-5	1	2	1	1	0	0				
Wake Forest		DNP - CD													
Syracuse		DNP - CD													
at Florida St.	6	0-0	0-0	0-0	0-1	2	0	1	0	0	0				
Virginia Tech	8	2-4	0-0	0-0	0-2	1	0	0	0	0	4				
Miami	8	0-0	0-0	0-0	0-3	0	1	0	0	0	0				
at Boston Col.	7	0-0	0-0	0-0	0-3	0	0	0	1	0	0				
at UNC	4	0-0	0-0	0-0	0-1	2	0	0	0	0	0				
Pittsburgh	14	0-1	0-0	1-2	0-1	1	0	2	0	0	1				
Louisville	1	0-0	0-0	0-0	0-0	0	0	0	0	0	0				
at Wake Forest	6	0-0	0-0	0-0	0-0	0	0	0	0	0	0				
Clemson	17	2-6	0-0	0-0	1-1	2	1	2	0	0	4				
at Virginia	8	2-3	0-0	0-0	1-2	0	1	1	0	1	4				
at Notre Dame	11	1-4	0-0	1-2	2-4	0	0	0	0	0	3				
at NC State	14	0-0	0-0	0-2	0-4	1	0	0	0	0	0				
at Ga. Tech	8	0-3	0-0	0-0	2-4	2	0	0	0	0	0				
North Carolina	13	1-1	0-0	1-1	0-1	0	0	0	0	1	3				
vs. Wake Forest	11	0-1	0-0	0-0	0-0	4	0	1	0	0	0				
vs. Notre Dame	2	0-0	0-0	0-0	0-1	0	0	0	0	0	0				
Albany	10	3-3	0-0	0-0	1-2	0	0	0	0	0	6				
Miss. State	11	0-0	0-0	0-0	0-0	0	0	0	0	0	0				
vs. Maryland		DNP - CD													

Career Statistics

YEAR	G-GS	MIN-AVG	FG-FGA	PCT	3P-3PA	PCT	FT-FTA	PCT	REB	AVG	PF-FO	AST	TO	BS	ST	PTS	AVG
2014-15	27-0	235/8.7	16-43	.372	0-1	.000	12-20	.600	53	2.0	27-0	6	11	3	5	44	1.6
Career	27-0	235/8.7	16-43	.372	0-1	.000	12-20	.600	53	2.0	27-0	6	11	3	5	44	1.6

Career ACC Regular Season Statistics

YEAR	G-GS	MIN-AVG	FG-FGA	PCT	3P-3PA	PCT	FT-FTA	PCT	REB	AVG	PF-FO	AST	TO	BS	ST	PTS	AVG
2014-15	14-0	125/8.9	8-22	.364	0-0	.000	3-7	.429	29	2.1	11-0	3	6	1	2	19	1.4
Career	14-0	125/8.9	8-22	.364	0-0	.000	3-7	.429	29	2.1	11-0	3	6	1	2	19	1.4

Career ACC Tournament Statistics

YEAR	G-GS	MIN-AVG	FG-FGA	PCT	3P-3PA	PCT	FT-FTA	PCT	REB	AVG	PF-FO	AST	TO	BS	ST	PTS	AVG
2014-15	2-0	13/6.5	0-1	.000	0-0	.000	0-0	.000	1	0.5	4-0	0	1	0	0	0	0.0
Career	2-0	13/6.5	0-1	.000	0-0	.000	0-0	.000	1	0.5	4-0	0	1	0	0	0	0.0

Career NCAA Tournament Statistics

YEAR	G-GS	MIN-AVG	FG-FGA	PCT	3P-3PA	PCT	FT-FTA	PCT	REB	AVG	PF-FO	AST	TO	BS	ST	PTS	AVG
2014-15	2-0	21/10.5	3-3	1.000	0-0	.000	0-0	.000	2	1.0	0-0	0	0	0	0	6	3.0
Career	2-0	21/10.5	3-3	1.000	0-0	.000	0-0	.000	2	1.0	0-0	0	0	0	0	6	3.0

Career Statistics Versus Ranked Opponents

YEAR	G-GS	MIN-AVG	FG-FGA	PCT	3P-3PA	PCT	FT-FTA	PCT	REB	AVG	PF-FO	AST	TO	BS	ST	PTS	AVG
2014-15	9-0	61/6.8	3-9	.333	0-0	.000	2-3	.667	10	1.1	8-0	0	3	0	2	8	0.9
Career	9-0	61/6.8	3-9	.333	0-0	.000	2-3	.667	10	1.1	8-0	0	3	0	2	8	0.9



Azurá Stevens

6-6 • Sophomore • F/G • #11
 Raleigh, N.C.
 (Cary)

2014-15 Full Court Second Team Freshman All-America

A very talented player with huge potential ... a tremendous athletic player and is graceful ... aggressive ... has excellent three point shooting ability ... can play any position on the floor ... very determined and exciting to watch.

Duke Freshman Record Book:

Collected six Duke freshman records -- field goals made (194 - tied), rebounds (271), offensive rebounds (120), double-figure scoring games (28 - tied), double-doubles (10 - tied) and double-figure rebound games (12) ... also ranked fourth in points (466), tied third in field goals attempted (379), second in defensive rebounds (151), tied fifth in 20-point scoring games (5) and seventh in minutes played (950).

Duke Single-Season Record Book:

Pulled down 271 boards to tie for eighth on the rebound list ... grabbed 120 offensive rebounds to rank tied seventh and 10 double-doubles to rank tied eighth.

2015 USA Basketball Women's U19 World Championship Team:

Helped lead the USA Basketball Team in the 2015 FIBA U19 World Championship to a gold medal in Chekhov, Russia with an 8-0 record ... averaged 11.1 points and 5.1 rebounds for USA, while starting all eight games ... scored 18 points in the gold medal game against Russia.

As a Freshman (2014-15):

Came in as a rookie and made an immediate impact with the Blue Devils, starting 26-of-33 games ... Full Court Second Team Freshman All-America ... an All-ACC Second Team selection by the Blue Ribbon Panel ... All-ACC Freshman honoree by both the Blue Ribbon Panel and the league coaches ... received USBWA National Freshman of the Week accolades on Feb. 10 and Dec. 23 ... earned ACC Freshman of the Week honors four times ... averaged 14.1 points, 8.2 rebounds, 1.7 assists and 1.1 steals ... her 14.1 points per game average led all ACC freshmen ... ranked 40th nationally with a 51.2 field goal percentage ... notched 10 double-doubles and five games with 20 or more points ... her 120 offensive rebounds tied for first nationally among freshmen ... in the ACC stats, ranked 13th in scoring (14.1), eighth in rebounding (8.2), eighth in field goal percentage (51.2) and sixth in offensive rebounds (3.6) ... netted a career-high 24 points on two different occasions against Boston College and Wake Forest ... pulled down a career-high 14 rebounds at Virginia ... drained 13 three-pointers and blocked 30 shots ... pulled down double-digit rebounds in six out of the final 10 games of the season ... scored double-digits in the final 14 contests to conclude the year ... totaled double-doubles in three straight games becoming only the second freshman in Duke history to accomplish that feat ... opened her career with a double-double at Alabama with 10 points and 10 rebounds ... hit a career-high 8-of-8 from the free throw line in the ACC Tournament against Wake Forest ... missed one game (Stony Brook) due to a foot injury.

Ranking:

No. 57 (Prospect Nation), No. 55 (Blue Star), No. 27 (ASGR), No. 23 (Girls Basketball Report/HoopGurlz)

High School/AAU:

Parade Magazine All-America as a senior ... 2014 SWAC Player of the Year and North Carolina District 5 Player of the Year selection ... 2014 USA Today All-North

Carolina First Team, Associated Press All-State, All-SWAC First Team and North Carolina Basketball Coaches Association All-State First Team selection ... WBCA High School All-America Honorable Mention ... compiled 1,550 points, 789 rebounds and 145 blocked shots over her high school career ... as a senior, averaged 29.6 points, 18.1 rebounds, 3.3 blocks, 1.8 assists and 1.1 steals ... posted 21 double-doubles, including 12 straight to open the season ... led Cary to a 28-4 record and the 2014 SWAC championship ... scored 40 or more points in three games, 30 or more points in 12 games and 20 or more points in 20 games ... scored a season-high 47 points, grabbed 17 rebounds and had five blocks in her final high school game against Riverside ... pulled down a season-high 29 rebounds versus Athens Drive ... had nine games with 20 or more rebounds ... ranked the No. 2 recruit in the state of North Carolina by the Raleigh News & Observer heading into her senior campaign ... named captain of her Cary H.S. squad as a sophomore and senior ... collected career highs of 47 points, 25 rebounds, 15 blocks and 12 assists in high school ... played in only seven games as a junior after suffering a broken left fibula ... averaged 11.7 points, 6.3 rebounds, 2.0 blocks, 1.0 assists and 1.0 steals ... as a sophomore, averaged 16.0 points, 13.0 rebounds, 6.0 blocks and 5.0 assists ... a 2012 All-SWAC Second Team honoree ... as a freshman, averaged 13.1 points, 8.0 rebounds, 4.0 blocks and 3.0 assists ... earned 2011 All-SWAC First Team honors ... MVP of her high school team as a freshman and sophomore ... played AAU for the Garner Flames ... guided the Flames to a championship win in 2012 ... invited to try out for the 2014 USA Basketball U18 National Team.

Personal:

Full name is Azurá Breeona Stevens ... born on February 1, 1996 in Pawtucket, R.I. ... daughter of Damon and Kaasha Stevens ... has two sisters, Da'Shena (25) and Kayla (15) ... her sister, Da'Shena played basketball at St. John's (2008-12) and is now an assistant coach with the Red Storm ... participated in The Miracle League of the Triangle as a sophomore and junior ... an All-Academic selection each of her four years at high school ... a 2015-16 ACC Honor Roll selection.

Career Highs

Points.....	24
at Wake Forest (2-5-15)	
at Boston College (1-22-15)	
Rebounds.....	14
at Virginia (2-12-15)	
Assists.....	4
at Virginia (2-12-15)	
Clemson (2-8-15)	
Virginia Tech (1-15-15)	
Blocks.....	2
10 times - most recent	
Mississippi State (3-22-15)	
Steals.....	4
NC A&T (1-2-15)	
Field Goals Made.....	11
at Wake Forest (2-5-15)	
Field Goals Attempted.....	21
at Wake Forest (2-5-15)	
Field Goal Percentage.....	889 (8-9)
Marquette (11-23-14)	
Free Throws Made.....	8
vs Wake Forest (3-6-15)	
Free Throw Percentage.....	1,000 (8-8)
vs Wake Forest (3-6-15)	

2014-15 - Freshman Year

	Min	FG-A	3G-A	FT-A	OR/TOT	PF	A	T	B	S	PTS
at Alabama	26	5-8	0-0	0-2	4-10	3	1	2	0	0	10
at Old Dominion	13	1-4	0-2	0-2	1-2	0	1	4	1	0	2
Marquette	18	8-9	0-0	2-4	6-10	2	3	2	0	1	18
Buffalo	7	5-6	0-0	2-3	5-7	2	0	3	0	1	12
Stony Brook	DNP - Injured										
at Texas A&M	22	7-12	0-1	1-2	6-7	3	0	1	0	0	15
at Nebraska ^A	23	8-15	0-0	0-0	5-9	4	2	1	0	1	16
South Carolina ^A	31	2-9	1-3	0-0	3-12	3	1	4	1	1	5
Oklahoma ^A	29	7-12	1-1	2-3	4-8	2	3	1	2	1	17
UMass Lowell ^A	20	4-12	0-3	2-2	3-11	0	0	0	1	0	10
Kentucky ^A	18	6-10	1-2	4-6	3-9	4	0	1	2	0	17
at UConn ^A	30	6-14	1-1	3-4	2-3	1	1	1	0	1	16
NC A&T ^A	27	8-12	0-0	3-3	4-8	0	3	3	2	4	19
WFU ^A	27	2-8	0-1	2-3	1-6	2	1	4	2	0	6
Syracuse ^A	25	4-7	2-2	2-2	0-6	1	0	3	0	1	12
at Florida St.	26	7-9	0-0	3-5	2-4	2	1	1	1	1	17
Virginia Tech ^A	30	3-7	1-1	0-0	5-13	3	4	5	0	1	7
Miami ^A	35	9-13	0-0	2-5	2-7	1	3	4	1	1	20
at Boston Col. ^A	35	9-15	0-2	6-6	4-9	3	2	6	2	2	24
at UNC ^A	25	4-13	0-1	0-0	3-6	4	2	2	1	1	8
Pittsburgh ^A	33	6-9	1-2	1-2	2-12	1	3	4	0	1	14
Louisville ^A	37	7-13	0-1	3-6	2-9	0	3	2	1	1	17
at WFU ^A	34	11-21	2-3	0-1	2-6	2	0	4	0	2	24
Clemson ^A	31	8-12	0-0	1-2	5-8	0	4	1	2	3	17
at Virginia ^A	34	4-13	0-3	2-4	5-14	1	4	2	2	3	10
at Notre Dame ^A	37	6-13	0-2	1-4	8-10	0	1	3	0	1	13
at NC State ^A	32	5-10	0-1	3-8	6-10	4	0	6	1	2	13
at Ga. Tech ^A	36	7-17	1-5	1-3	5-5	1	3	1	2	0	16
North Carolina	34	8-14	0-0	5-6	6-12	0	3	2	2	1	21
vs. WFU ^A	36	3-12	1-2	8-8	5-10	1	0	1	1	1	15
vs. Notre Dame ^A	35	5-12	0-2	1-4	3-6	1	3	1	0	0	11
Albany ^A	30	5-10	0-0	1-2	3-9	1	2	6	0	1	11
Miss. State ^A	40	9-13	1-3	3-6	3-10	2	1	2	2	1	22
vs. Maryland ^A	34	5-15	0-2	1-1	2-3	1	1	2	1	1	11

Career Statistics

YEAR	G-GS	MIN-AVG	FG-FGA	PCT	3P-3PA	PCT	FT-FTA	PCT	REB	AVG	PF-FO	AST	TO	BS	ST	PTS	AVG
2014-15	33-26	950/28.8	194-379	.512	13-46	.283	65-109	.596	271	8.2	55-0	56	85	30	35	466	14.1
Career	33-26	950/28.8	194-379	.512	13-46	.283	65-109	.596	271	8.2	55-0	56	85	30	35	466	14.1

Career ACC Regular Season Statistics

YEAR	G-GS	MIN-AVG	FG-FGA	PCT	3P-3PA	PCT	FT-FTA	PCT	REB	AVG	PF-FO	AST	TO	BS	ST	PTS	AVG
2014-15	16-14	511-31.9	100-194	.515	7-24	.292	32-57	.561	137	8.6	25-0	34	50	17	21	239	14.9
Career	16-14	511-31.9	100-194	.515	7-24	.292	32-57	.561	137	8.6	25-0	34	50	17	21	239	14.9

Career ACC Tournament Statistics

YEAR	G-GS	MIN-AVG	FG-FGA	PCT	3P-3PA	PCT	FT-FTA	PCT	REB	AVG	PF-FO	AST	TO	BS	ST	PTS	AVG
2014-15	2-2	71-35.5	8-24	.333	1-4	.250	9-12	.750	16	8.0	2-0	3	2	1	1	26	13.0
Career	2-2	71-35.5	8-24	.333	1-4	.250	9-12	.750	16	8.0	2-0	3	2	1	1	26	13.0

Career NCAA Tournament Statistics

YEAR	G-GS	MIN-AVG	FG-FGA	PCT	3P-3PA	PCT	FT-FTA	PCT	REB	AVG	PF-FO	AST	TO	BS	ST	PTS	AVG
2014-15	2-2	70-35.0	14-23	.609	1-3	.333	4-8	.500	19	9.5	3-0	3	8	2	2	33	16.5
Career	2-2	70-35.0	14-23	.609	1-3	.333	4-8	.500	19	9.5	3-0	3	8	2	2	33	16.5

Career Statistics Versus Ranked Opponents

YEAR	G-GS	MIN-AVG	FG-FGA	PCT	3P-3PA	PCT	FT-FTA	PCT	REB	AVG	PF-FO	AST	TO	BS	ST	PTS	AVG
2014-15	14-11	417-29.8	84-169	.497	6-20	.300	27-46	.587	106	7.6	26-0	19	26	11	11	201	14.4
Career	14-11	417-29.8	84-169	.497	6-20	.300	27-46	.587	106	7.6	26-0	19	26	11	11	201	14.4



Haley Gorecki

6-0 • Freshman • G • #2
Palatine, Ill.
(William Fremd)

Combo guard who can play any of the guard spots ... will go off the bounce for the mid-range shot ... hits the three-pointer with ease ... will put the ball on the floor and get to the rack ... a very tough competitor.

Ranking:

No. 43 (All Star Girls Report), No. 55 (HoopGurlz/Girls Basketball Report), No. 46 (Blue Star Report)

High School/AAU:

Illinois Miss Basketball, Gatorade Illinois Player of the Year and Chicago Sun-Times Player of the Year in 2014-15 ... Parade All-America ... a two-time Mid-Suburban West Player of the Year and four-time All-Conference honoree ... Sun Times All-Area Team selection ... guided Fremd H.S. to three straight MSL titles and four MSL West championships ... as a senior, averaged 21.9 points, 6.9 rebounds, 3.4 steals and 3.1 assists ... helped lead the Vikings to a 29-5 overall record along with an appearance in the Class 4A state championship game ... collected three double-doubles, three games with 30+ points and 24 contests with 20+ points ... notched a season-high 33 points against Divine Savior Holy Angels ... hit 46.8 percent from the field and 78.3 percent from the free-throw line ... notched a season-high eight steals and eight assists in games ... All-Tournament team selection at the NIKE Tournament of Champions ... named Chicago Tribune First Team All-State and Sun Times All-Area Team as a junior ... her junior year, she averaged 23.0 points, 6.0 rebounds, 3.5 steals and 3.1 assists ... averaged 15.0 points, 7.8 rebounds and 4.0 assists her sophomore campaign ... as a sophomore, selected Illinois Coaches Association first team and Chicago Tribune Honorable Mention All-State ... averaged 13.2 points, 8.0 rebounds, 3.0 assists and 2.5 steals as a freshman ... named to the Chicago Tribune Honorable Mention All-State as a freshman ... played club basketball for Illinois Elite from 2011-13 ... led the club team to a state championship in 2012 and 2014 and Midwest Elite title in 2014.

Personal:

Full name is Haley Marie Gorecki ... born November 13, 1996 in Hoffman Estates, Ill. ... daughter of Adam & Denise Gorecki ... has one sister, Brittany (23), and one brother, Adam (21) ... member of the National Honor Society.



Kyra Lambert

5-9 • Freshman • G • #15
Cibolo, Texas
(Samuel Clemens)

Is a bullet on the floor ... a pure point guard ... is very fast from foul line to foul line ... can play the two position because she can shoot the three-pointer ... prefers to go off the bounce ... finishes at the basket ... a very smart player ... is a floor general ... will give us great tempo.

Ranking:

No. 9 (HoopGurlz/Girls Basketball Report), No. 10 (Blue Star Report), No. 9 (All Star Girls Report)

High School/AAU:

WBCA High School All-America, Jordan Brand Classic All-America and Parade All-America as a senior ... competed in the Jordan Brand Classic and the McDonald's All-America games ... named District 25-6A MVP ... 2015 San Antonio Express-News Super Team ... TABC All-Region, All-Star and All-State ... TGCA All-State ... 2015 Touching Hearts Through Athletics Award Recipient ... averaged 25.8 points, 6.6 rebounds, 4.5 steals and 2.7 assists as a senior at Clemens H.S. ... tallied 27 games with 20+ points, four games with 30+ points and two with 40+ ... notched a career-high 50 points on Dec. 16, 2014 against East Central as she hit 22-of-36 field goals, had nine rebounds, four steals and three assists ... collected five double-doubles ... had a triple-double with 18 points, 11 steals and 10 rebounds versus Frenship ... TGCA and TABC Academic All-State, while earning Academic All-District ... Clemens H.S. retired her No. 15 jersey following her senior campaign ... was forced to play on the junior varsity team in 2013-14 after transferring from Byron P Steele II H.S., to Samuel Clemens H.S. ... transferred to get into its International Baccalaureate program ... a two-time First Team All-District 28 and First Team Academic All-District 28 selection ... as a sophomore, averaged 12.8 points, 7.0 assists and 4.0 steals at Steele H.S. ... selected All-Region and All-State finalist as a sophomore ... earned 2013 San Antonio Express News Super Team accolades ... scored a season-high 21 points against South San Antonio ... helped lead Steele to a 33-6 record and an appearance in the 2013 state championship ... netted double-digit scoring in 19-of-25 games played ... drained at least one three-pointer in 21-of-25 games ... averaged 10.0 points, 5.0 rebounds and 3.0 steals as a freshman ... registered a 26-8 record and advanced to the area finals ... collected double-digit scoring in 14-of-25 contests, including a season-high 21 points against Cornerstone Christian ... in two years at Steele H.S., compiled a 4.1 grade-point average and was ranked No. 5 out of 565 in her class ... competed in cross country in 2011 and 2013, while lettering in track and field in 2011.

Personal:

Full name is Kyra Michelle Lambert ... born December 6, 1996 in Palau, Guam ... daughter of Agapito and Barna Lambert ... has one sister, Lynn (24), and one brother, Eric (19) ... member of the National Honor Society and was ranked No. 12 in her class with a grade-point average of 103 ... 2013 Kiwanis Club Sophomore of the Year scholarship winner.



Crystal Primm

5-11 • Freshman • G • #13
West Palm Beach, Fla.
(Oxbridge Academy)

A tenacious defender ... hustles all over the floor ... plays with great intensity ... likes to attack the rack ... puts the ball on the floor ... excellent guard rebounder.

Ranking:

No. 23 (Blue Star Report), No. 46 (HoopGuriz/Girls Basketball Report), No. 30 (All Star Girls Report)

High School/AAU:

A four-time All-District and All-County First Team selection ... earned All-State accolades as a senior, junior and freshman ... Palm Beach Post, Sun-Sentinel, Florida Dairy Farmers 3A and FABC 3A Player of the Year ... combined to score 856 points over her junior and senior campaigns ... as a senior, averaged 20.4 points, 9.3 rebounds, 2.2 steals and 2.1 assists ... hit 54.0 percent of her field goals and 42.0 percent from downtown ... registered three games with 30 or more points and 20 with 20 or more ... totaled a season-high 35 points and 18 rebounds against Yeshiva ... nearly had a triple-double with 30 points, 11 rebounds and seven assists against Florida Air Academy ... guided her Oxbridge Academy squad to a 22-7 record and the school's first regional final appearance her senior season ... Florida Prospects Christmas All-Tournament Team ... FABC All-Star ... earned CBS News Channel 12 Athlete of the Week, PBGametime Player of the Week and Oxbridge Academy Athlete of the Week ... a preseason Sun Sentinel Super 6 and Palm Beach Post Fab 5 honoree as a sophomore, junior and senior ... averaged 15.8 points, 4.7 rebounds, 2.8 steals, 2.5 assists and 2.0 blocks as a junior ... named Queen of the Palms All-Tournament team as a freshman and sophomore ... her sophomore year she averaged 14.3 points, 5.4 rebounds, 2.3 steals and 1.8 assists ... scored a season-high 24 points against Boynton Beach ... netted 20 or more points on three occasions ... had double-digit scoring in 17-of-20 contests ... collected three double-doubles ... swiped a season-high eight steals in the final game of the season versus Glades Central ... as a freshman, averaged 11.3 points, 5.4 rebounds, 3.1 assists and 2.3 steals ... earned Queen of Palms Tournament MVP ... notched a season-high 26 points versus Dwyer ... tallied 20 or more points in three games, while posting three double-doubles ... played for the Miami Suns AAU squad and guided the team to the Nike National qualifiers in 2014, Fila 64 Championship in 2013 and ATL Summer Slam runner-up in 2013.

Personal:

Full name is Crystal Desiree Primm ... born May 22, 1997 in Fort Lauderdale, Fla. ... daughter of Terry Primm and Suzanne Berry ... has one sister, Trelawny Berry (8) ... her father, Terry, played basketball at Palm Beach Atlantic University from 1995-97 ... he was the recruiting coordinator at Palm Beach Academy before becoming head coach in 2007 ... her father, Terry, was named the head girls varsity basketball coach at Oxbridge Academy in 2013 ... he became the assistant women's basketball coach at Coastal Carolina over the summer of 2015 ... a member of the National Honor Society and Business Management Club.



Angela Salvadores

5-10 • Freshman • G • #3
Leon, Spain
(Marista San Jose)

Incredibly versatile ... is a great three-point shooter ... loves to attack the basket ... a smart player.

2015 Spain Women's U18 World Championship Team:

Led Spain to the gold medal and named MVP in Slovenia ... averaged 20.0 points, 4.9 rebounds and 2.3 assists over eight games ... scored 27 points in the championship game against France, while totaling 31 points versus Italy during the tournament ... her 20.0 points were tied for the tournament best.

2015 Spain Women's U19 World Championship Team:

Guided Spain into the bronze medal contest, before falling to Australia ... led the tournament in scoring with an 18.4 points per game, while averaging 4.3 assists, 4.1 rebounds and 2.0 steals in Russia.

Ranking:

No. 5 (HoopGuriz/Girls Basketball Report), No. 22 (All Star Girls Report)

High School/AAU:

Owens three gold, one silver and two bronze medals competing with Spanish National Teams ... played for Rivas Ecolpolis in 2014-15, which was the defending Spanish Champion ... named MVP of the 2014 U17 FIBA World Championship in Czech Republic ... averaged 19.9 points, 7.4 rebounds, 3.7 steals and 3.6 assists in seven contests ... scored 40 points in the championship game against the United States hitting 16-of-29 field goals and 5-of-7 three-pointers ... her 19.9 points per game led the championship ... competed in the 2014 U18 European Championship with Spain in Portugal and averaged 17.2 points, 4.0 rebounds and 2.1 assists in nine games ... named to the All-Tournament team ... the team went on to earn a bronze medal ... competed with Spain in the 2013 U16 European Championship in Bulgaria ... averaged 16.7 points, 5.6 rebounds and 1.9 assists and named MVP ... scored a team-high 22 points to lead Spain to the gold medal win over Czech Republic ... guided Spain to the 2012 U16 European Championship in Hungary, while averaging 13.6 points, 5.0 rebounds, 1.8 steals and 1.6 assists ... earned All-Tournament team honors ... earned a bronze medal at the 2013 U18 3X3 FIBA World Championship in Indonesia.

Personal:

Full name is Angela Salvadores ... born March 10, 1997 in Oviedo, Asturias, Spain ... daughter of Jorge Salvadores and Angela Alvarez ... has one sister, Victoria (18), and two brothers, Jorge (15) and Fernando (7) ... her father, Jorge, played basketball at CB Elosua and CB Oviedo ... her mother played basketball at University of Oviedo ... her brother, Jorge, plays basketball at Fundacion Baloncesto Leon ... her sister, Victoria, was a cross country and track & field team member in 2014-15 at South Plains Junior College in Lubbock, Texas.



Faith Suggs

6-1 • Freshman • G/F • #14
 Flossmoor, Ill.
 (Homewood Flossmoor)

Versatile guard ... can play the two, three, and four positions ... athletic ... rebounding is her key ... good defender ... can step out and hit the three-pointer ... has great athleticism.

Ranking:

No. 25 (HoopGurlz/Girls Basketball Report), , No. 29 (Blue Star Report), No. 46 (All Star Girls Report)

High School/AAU:

Four-time First Team All-Conference ... three-time Chicago Sun-Times All-Area selection ... 2015 All-State and IBCA First Team All-State ... averaged 16.2 points, 7.2 rebounds and 4.2 assists as a senior ... participated in the American Family H.S. Slam Dunk and Three-Point contest ... earned Naples Shootout All-Tournament team honors, after totaling 27 points, 14 rebounds, four steals and four assists against nationally-ranked Elizabethtown ... a three-time team captain ... averaged 13.9 points, 5.8 rebounds and 5.3 assists as a junior ... earned All-State accolades ... registered her 1,000th career point as a junior ... selected to participate in the USA Basketball U17 World Championship team trials ... a two-time team MVP and All-State Honorable Mention selection as a freshman and sophomore ... helped lead Homewood-Flossmoor to a 22-2 overall record ... participated in the 2014 USA Basketball U17 trials ... attended Plainfield East H.S. her freshman and sophomore seasons ... as a sophomore, averaged 13.4 points, 6.5 rebounds and 3.8 assists ... selected to participate in the 2013 U16 USA Basketball National Team trials ... earned Sun Times Player of the Week ... Montini Holiday Tournament All-Tournament team ... started as a freshman and averaged 14.4 points, 6.2 rebounds and 4.2 assists ... set the school single-game scoring mark with 34 points, while earning Sun Times Player of the Week ... led her squad to a 22-6 mark ... earned Willowbrook Holiday All-Tournament First Team, Plainfield East Team MVP and Honorable Mention All-State.

Personal:

Full name is Faith Brianna Suggs ... born February 3, 1997 in Palos Heights, Ill. ... daughter of Shafer and the late Susan Hoster Suggs ... has one brother, Devyn (13) ... her father, Shafer, played football and basketball at Ball State from 1972-76 ... he went on to play in the NFL (drafted 32nd overall in 1976) with the New York Jets from 1976-80 and the Cincinnati Bengals in 1980 ... prior to retiring in 1983, he also played in the Canadian Football League and the USFL ... named to the honor roll at Plainfield East H.S. as a freshman and sophomore ... selected to the Homewood Flossmoor Athletic Council in 2014-15 ... earned the Esmark All-American in July of 2014 for outstanding athletic, educational and community service achievements ... totaled a 4.71 grade-point average.

Staff

Head Coach Joanne P. McCallie	38-42
Coach P Versus the Opponents	43-45
Coach P Versus the Conferences	46
Assistant Coach Al Brown	47
Assistant Coach Hernando Planells	48
Assistant Coach Rene Haynes	49
Kate Senger.....	50
Bobby Sorrell	50
Lauren Rice	50
Michele Van Gorp	51
Summer McKeehan	51
William Stephens.....	51
Lindy Brown.....	52
Jacki Silar	52
Heather Ryan	52
Managers	53
Practice Players.....	53
Support Staff.....	54
Director of Athletics Kevin White	55
Senior Administration.....	56



Joanne P. McCallie

Head Coach

Ninth Season at Duke

24th Year as a Head Coach

Northwestern, '87 • Auburn, '90

The ACC Coach of the Year in 2010, 2012 and 2013, head coach Joanne P. McCallie enters her ninth season at the helm of the Blue Devils' program.

In just eight years, Coach P has guided the program to a 225-53 overall record, a 100-22 mark in ACC action and eight NCAA Tournament selections, including a No. 1 seed in 2009 and four straight Elite Eight appearances from 2010-13. She led Duke to four consecutive ACC regular season titles in 2010, 2011, 2012 and 2013 and three ACC Championships in 2010, 2011 and 2013. Her 82.0 winning percentage in ACC contests ranks first on the conference's all-time coaching charts. Meanwhile, Coach P's winning percentage of 80.9 in all games is first among active coaches in the ACC.

On the recruiting trail, McCallie brought in back-to-back No. 1 classes in 2010 and 2011, as well as the No. 1 class in 2015. She secured the No. 2 classes in 2013 and 2014. Duke has also signed 13 different players who have played in the McDonald's All-America game, including seven over the last five years.

A year ago, injuries once again bit Duke as the team lost two Blue Devils to season-ending injuries -- Oderah Chidom and Lyneé Belton -- along with one transfer that left Duke with a limited roster. McCallie and the Blue Devils still managed to advance to the NCAA Sweet 16, while posting a 23-11 overall and 11-5 mark in the ACC. Elizabeth Williams was named the WBCA National Defensive Player of the Year and became the first Duke four-time Associated Press All-America. She went on to be the No. 4 overall selection in the WNBA Draft to the Connecticut Sun.

McCallie and the Blue Devils registered a 28-7 overall and 12-4 league mark in 2013-14, but were dealt with two devastating injuries to All-America point guards Chelsea Gray and Alexis Jones. The Blue Devils rebounded to advance to the ACC Championship game before falling in the second round of the NCAA Tournament. Elizabeth Williams earned ACC Defensive Player of the Year honors for the third straight year.

In the WNBA Draft, both Gray and Tricia Liston were selected in the first round by the Connecticut Sun and Minnesota Lynx, respectively.

During the season, McCallie reached the 500-win mark, joining a group of 29 other active coaches to reach the milestone.

In one of her best coaching jobs since arriving at Duke, Coach P led the Blue Devils to a 33-3 overall and 17-1 league mark in 2012-13. This all came after losing All-America point guard Chelsea Gray for the season on Feb. 17 against Wake Forest. Duke went on to win the ACC regular season title with an ACC-record 17-1 mark and claimed its eighth overall ACC Championship. The Blue Devils advanced to the NCAA Tournament Elite Eight before falling to top-seeded Notre Dame.

Gray went on to be named WBCA All-America, while Williams earned Associated Press All-America honors as well. Williams also secured ACC Defensive Player of the Year accolades for the second straight year. Rookie Alexis Jones stepped up once Gray went down with the injury and earned ACC Tournament MVP honors.

During the season, McCallie topped the 150-win mark at Duke, reaching the milestone in the third-quickest amount of games in Division I history (182). She was also the fastest female coach in the history to reach 150 wins at an institution.

McCallie guided Duke to a 27-6 overall and 15-1 league mark in 2011-12 in a season that featured the loss of starters Richa Jackson and Chloe Wells as well as highly-ranked freshman Amber Henson. For the Blue Devils to win the ACC regular season title outright for the first time since the 2006-07 campaign, advance to the NCAA Elite Eight and net 15 league wins was one of her best coaching jobs in her 20 years. Williams earned National Freshman of the Year and All-America accolades, while Gray was an All-America selection as well.

Duke also led the ACC in attendance with a 5,361 per game average in 2011-12.

In 2010-11, McCallie and the Blue Devils netted a 32-4 overall record, marking her second straight 30-win season at the helm at Duke. The Blue Devils posted 10 victories against ranked opponents, including victories against eventual national champion Texas A&M, fourth-ranked Xavier, 10th-ranked Kentucky and 10th-ranked DePaul. Senior Jasmine Thomas earned second team All-America and ACC Tournament MVP honors for the second consecutive year.

McCallie led the Blue Devils to a 17-0 mark at home in Cameron Indoor Stadium, which was just the third undefeated campaign at home in Duke's school history and the second under Coach P. The 17 wins was also a Blue Devil single-season record.

Duke boasted three student-athletes drafted in the WNBA Draft as Thomas was selected 12th overall to Seattle, while Karima Christmas was the 23rd pick by Washington and Krystal Thomas was the 36th selection by the Seattle Storm.

The Coach P File

Coaching Honors

National Coach of the Year

Associated Press	2005
<i>Basketball Times</i>	2005
Nike	2005

Conference Coach of the Year

Atlantic Coast Conference	2013, 2012, 2010
Big Ten	2005
America East	1999
North Atlantic	1996, 1995

Basketball Coaches Association of Michigan

College Coach of the Year	
Michigan State	2005

Coaching Highlights

NCAA National Championship Game	1
..... (2005)	
NCAA Final Four	1
..... (2005)	
NCAA Elite Eight	5
..... (2005, 2010, 2011, 2012, 2013)	
NCAA Sweet Sixteen	8
..... (2005, 2006, 2008, 2010, 2011, 2012, 2013, 2015)	
NCAA Tournament Bids	19
..... (1995, '96, '97, '98, '99, 2000, '03,	
..... '04, '05, '06, '07, '08, '09, '10, '11, '12, '13, '14, '15)	

Record Breakdown

Overall	540-202 (23 Years)
Record at Duke	225-53 (8 Years)
Atlantic Coast Conference	100-20 (8 Years)
ACC Tournament	16-5 (8 Appearances)
NCAA Tournament	28-19 (19 Appearances)
Record at Michigan State	149-75 (7 Years)
Big Ten	69-45 (7 Years)
Record at Maine	167-73 (8 Years)
North Atlantic	48-14 (4 Years)
America East	61-11 (4 Years)
Home	284-58 (23 Years)
Away	186-102 (23 Years)
Neutral	70-42 (23 Years)

Accomplishments

- Inducted into the Maine Basketball Hall of Fame in August of 2014.
- Named the ACC Coach of the Year in 2010, 2012 and 2013.
- Led the Blue Devils to the 2010, 2011 and 2013 ACC Championship, which gave Duke the eighth conference title in school history.
- Guided the Blue Devils to at least the share of the ACC regular season title in four straight years from 2010-13.
- Has led Duke to 225 overall wins and 100 league victories in her eight years with the Blue Devils.
- Reached the 500-win mark in 2013, joining a group of 29 active coaches in Division I with at least 500 wins.
- Brought in back-to-back No. 1 classes in 2010 and 2011 as well as the No. 1 class in 2015, while securing the No. 2 class in 2013 and 2014.
- Had five Blue Devils taken in the first round of the WNBA Draft since arriving at Duke, while a total of 10 Duke players have been drafted over the last eight years.
- Collected 200 victories in only 240 games becoming the fourth-quickest Division I head coach to reach 200 wins at a school.
- Is the third-quickest NCAA Division I head coach to reach 150 wins at an institution doing so in only 182 games.
- Became the first Division I head coach to win a conference title in four different leagues - ACC, Big Ten, America East, North Atlantic.
- Won 82 games in her first three years at Duke, which is the second-most in NCAA Division I history by a coach in the first three years at a school.
- Is the first Division I head coach to be named conference coach of the year in four different conferences.
- Reached 100 wins at Duke in only 122 games, the second-quickest to ever reach 100 wins at a school.
- Led Duke to its 10th 30-win season out of the last 13 years in 2012-13.
- Became only the second Division I head coach to lead two different programs to 30-win seasons and lead two different programs to a No. 1 seed in the NCAA Tournament.
- Won 363 games in the last 14 seasons.
- Is one of only three Division I head coaches to guide three different programs to the NCAA Tournament.
- Coach P is one of only four head coaches in Division I history to lead three different programs to 25 or more wins in a single season.
- Won a gold medal as coach of the 2006 U20 National team and the 2007 U21 World Championship team.
- In 2005, led MSU to the Big Ten regular season and tournament championships and the NCAA National Championship game.

In 2009-10, McCallie led Duke to both the ACC regular season and ACC Tournament titles, while advancing to the NCAA Elite Eight. Along the way, she also became the first coach in Division I history to be crowned champion in four different conferences, as well as the first coach in NCAA history to garner coach of the year accolades in four different leagues.

During her third season at Duke, Coach P guided the Blue Devils to a 30-6 overall record, both the ACC regular season and tournament titles and advanced to the NCAA Tournament Regional final. The 30-win season for Duke was the eighth over the last 10 years as McCallie became just the second Division I coach to lead two different programs to 30-win campaigns.

The Blue Devils knocked off eight ranked teams under Coach P's guidance in 2009-10, while junior Jasmine Thomas earned All-America honors and was a finalist for National Player of the Year. Senior Joy Cheek became the 14th player drafted in Duke's history as she was taken with the 35th overall selection by the Indiana Fever.

During McCallie's first three years, she registered 82 victories marking the second-most wins by a head coach in the first three years at a school.

In 2008-09, McCallie led Duke to its 11th straight 25-win season, an appearance in the ACC Tournament Championship game as well as a No. 1 seed in the 2009 NCAA Tournament. Under Coach P's direction, the Blue Devils compiled a 14-0 record in Cameron Indoor Stadium, marking only the second time in school history the program has gone undefeated at home.

Duke collected wins over eight nationally ranked opponents including Stanford, Tennessee, North Carolina, Maryland and Florida State. The Blue Devils' undefeated home record was supported by an average of 6,655 fans, the second-highest average in school history, and Duke ended the season ranked No. 11 nationally in average attendance. The program continued its streak of NCAA Tournament appearances in 2008-09 under McCallie as Duke was selected to the "Big Dance" for the 15th consecutive time and the seventh time in school history as a No. 1 seed. McCallie coached seniors Chante Black and Abby Waner, who were selected in the WNBA Draft, becoming the 12th and 13th players drafted in Blue Devil history. Black and Waner were selected No. 10 and No. 21, respectively, in the WNBA Draft in April by the Connecticut Sun and New York Liberty.

In her first season with the Blue Devils in 2007-08, McCallie led Duke to its 10th straight 25-win season with an appearance in the ACC Championship game and a trip to the NCAA Tournament Sweet 16 in Oklahoma City, Okla., which marked the 11th consecutive appearance in the regional semifinals for the program. The NCAA Tournament appearance was its 14th straight and 15th overall tournament bid for the Blue Devils.

McCallie coached Duke's 11th player drafted to the WNBA as Wanisha Smith was selected in the second round (27th overall) by the New York Liberty. Duke also saw a rise in attendance in McCallie's first season. The Blue Devils received a national ranking in attendance for the year of No. 10 while averaging a school-record 6,755 fans in 13 home contests.

McCallie has made her presence felt in the Durham and neighboring communities as well as on campus. She has been the keynote speaker for the Durham Sports Club, Durham Chamber of Commerce - Professional Women's Network, the Duke Club of Washington, D.C., Special Olympics, N.C. High School Coaches Association, Hospice, the Hays Barton United Methodist Church and the Raleigh Sports Club. She participated in a panel discussion on campus for Women at Duke. She has also participated in the Duke Children's Hospital Radiothon as well as being a spokeswoman for Duke Women's Health. McCallie also was involved in the fifth annual 4Kay Golf outing this past year. A huge advocate for youth development, McCallie and the Duke women's basketball team have developed a relationship with a local non-profit organization, The Emily K Center, by participating in after school leadership programs. In addition, Duke hosted the 2010 and 2013 Jimmy V Women's Basketball Classic as part of Jimmy V Week, an initiative that benefits the V Foundation for Cancer Research. McCallie's four-year term on the WBCA Board of Directors concluded in August of 2015.

In addition to being the national chairperson for the Duke Cancer Fund, Coach P and the Blue Devils have community partnerships in the surrounding area they help with each year -- Duke Cancer Institute, The Ronald McDonald House, Duke Children's Hospital, Duke Women's Health, Melanoma Research Alliance and the Emily Krzyzewski Center -- while also participating in other activities to help the community.

Coach P created the "Choice Not Chance" kids club whose philosophy focuses on making the correct choices in life. The philosophy is widely used by McCallie, her staff and players, who are very active in the community speaking about

"CNC." In its inaugural year the program received memberships of over 100 children who are entering the eighth grade or under.

Coach P added author to her already impressive resume in 2012 as she published the book "Choice Not Chance." Over her 23-year coaching career, McCallie has developed and refined the "Choice Not Chance" philosophy that focuses teaching her players and kids at large how to think and focus on making correct choices in life. Choice Not Chance highlights the lessons she has learned throughout her life such as "Going against the grain," "Never become satisfied," and "Enjoying the prospect of getting better daily."

With a foreword by Duke head men's basketball coach Mike Krzyzewski, the book has received acclaim from other public figures including Hall of Fame women's basketball coach Joe Ciampi, two U.S. Senators and Duke University Vice President and Director of Athletics Kevin White.

Another tradition introduced in McCallie's first season was the Coach P radio show, a first for the women's basketball program at Duke. The show is hosted by Morgan Patrick on 620 AM The Bull, and performed live once a month at NOSH in Durham, often among standing room only attendance. During the broadcast, fans have the opportunity to ask Coach P about upcoming games and events involving the Duke women's basketball team.

In October 2008, embracing McCallie's vision, the program launched its first ever True Blue Golf Classic. The Duke University Golf Club played host to 112 golfers in an effort to raise money for the program. From the success of the 2008 Classic, the last six classics featured a sell-out group of participants tee off.

Coach P has an undying passion to develop people into winners. She is only one of four coaches who have taken three different programs to the NCAA Tournament. McCallie is also one of two coaches to guide her teams to a No. 1 seed in the NCAA Tournament at two different schools. She has three National Championship game appearances in her career and has been named conference coach of the year five times. Coach P has coached 12 players who have received All-America honors. In her 23-year head coaching career, her teams have reached 20 wins 19 times.

Player development is a key component to Coach P's philosophy. During McCallie's career she has seen 12 of her former players go on to play professionally. Eight players have been first round WNBA Draft picks: Cindy Blodgett, Kristin Haynie, Elizabeth Shimek, Chante Black, Jasmine Thomas, Chelsea Gray, Tricia Liston and Elizabeth Williams. In the WNBA offseason, these players, as well as Haley Peters, Joy Cheek, Bridgette Mitchell, Kathleen Scheer, Shay Selby, Carrem Gay, Lindsay Bowen, Kelli Roehrig and Lorenda Haynes have enjoyed an overseas experience playing in countries such as Israel, Australia, Russia, Greece, France and Denmark. Coach P does not only produce great professional players, she also prepares players to be great coaches. Niya Butts, a former assistant coach at Michigan State under McCallie, is currently the head coach at the University of Arizona. Seven others are head coaches at the D-I level -- Katie Abrahamson-Henderson (Albany), Felisha Legette-Jack (Buffalo), Janel Burgess (Grand Valley State), Semeka Randall (Alabama A&M), Darren Bennett (Skidmore), Candice Jackson (College of Charleston) and Julie Veilleux (Colby College).

With Team USA, McCallie coached the FIBA U-21 World Championship team in Moscow, Russia from June 29 - July 8, 2007, where she led the USA squad to an 8-0 record and won the gold medal. Her team of college stars, including former Blue Devil Abby Waner, captured nine USA Basketball U-21 records by registering a 30.0 point average margin of victory, scoring 93 points per game, netting the highest three-point percentage and field goals during the championship. Defensively, three players sit atop the blocked shots charts and four out of five of the top rebounders were members of this team. Over the summer of 2006, McCallie guided the USA Basketball U-20 team to a 5-0 record and a gold medal in the FIBA Americas Championships in Mexico City. The squad outscored its opponents by an average of 62 points per game and set 28 USA Basketball U-20 records in the event including most points averaged, highest field goal percentage and most field goals and three-pointers made. For her team's accomplishments, McCallie was named USA Basketball Developmental Coach of the Year.

Prior to coming to Duke, McCallie spent seven years at Michigan State University. While piloting the Spartans to a nationally elite level, McCallie, the 2005 Associated Press Coach of the Year, guided the Spartans to their first ever NCAA Final Four and national championship game appearance as well as their first ever NCAA Elite Eight and repeat Sweet Sixteen appearances, the programs' second Big Ten regular season title and first ever Big Ten Tournament Championship in 2005. Under McCallie, the program collected four consecutive 20-win seasons and an 81-23 record over her final three years in East Lansing. The Spartans also posted a school-record four straight appearances in the NCAA Tournament.

McCallie Coaching Tree

Katie Abrahamson-Henderson - Head Coach - Albany
Assistant coach under McCallie at Michigan State from 2000-02
Assistant coach under McCallie at Maine from 1992-94

Niya Butts - Head Coach - Arizona
Assistant coach with McCallie from 2002-03 at Michigan State

Felisha Legette-Jack - Head Coach - Buffalo
Assistant coach with McCallie from 2000-02 at Michigan State

Semeka Randall - Head Coach - Alabama A&M
Assistant coach with McCallie from 2005-07 at Michigan State

Darren Bennett - Head Coach - Skidmore
Assistant coach with McCallie from 2003-04 at Michigan State

Julie Veilleux - Head Coach - Colby College
Letterwinner at Maine under McCallie in 1999-2000

Candice Jackson - Head Coach - College of Charleston
Assistant Coach at Duke under McCallie from 2011-14
Letterwinner at Michigan State under McCallie in 2000-04

Cindy Blodgett - Assistant Coach - Boston University
Four-time letterwinner who led the NCAA in scoring her sophomore and junior years at Maine under McCallie

Joy Cheek - Assistant Coach - Ohio State
Played under McCallie at Duke from 2008-10
Assistant coach under McCallie at Duke from 2011-13

Wanisha Smith - Assistant Coach - Longwood University
Played at Duke under McCallie in 2007-08

Kristin Haynie - Assistant Coach - Central Michigan
Four-year letterwinner at Michigan State under McCallie

Rene Haynes - Assistant Coach - Duke
Four-year letterwinner at Michigan State under McCallie

Bridgette Mitchell - Assistant Coach - Siena College
Four-year letterwinner at Duke under McCallie

Krystal Thomas - Assistant Coach - Grand Canyon University
Four-year letterwinner at Duke under McCallie

Lindsay Bowen - Assistant Coach - Presbyterian
Four-year letterwinner at Michigan State under McCallie

Julie Pagel-Dombroski - Assistant Coach - Oakland
Four-year letterwinner at Michigan State under McCallie

Mike Pott - Assistant Coach - IUSB
Student Assistant at Michigan State under McCallie

Cetera Washington - Assistant Coach - Western Michigan
Four-year letterwinner at Michigan State under McCallie

Ed Scott - Director of Euro League - Spain
Worked at Michigan State under McCallie

Sarah Smoak - Video Coordinator - Miami
Staff member under McCallie at Duke

Morgan Oliver - Director of Basketball Operations - Elon
Student Manager at Duke from 2010-13

Coach P Year-by-Year

Year.....	Team.....	Overall Record (Winning %)	League Record (Winning %)	Postseason
1992-93	Maine	9-20 (.310)	4-10 (.286)	North Atlantic Tournament Runner-up
1993-94	Maine	20-7 (.741)	12-2 (.857)	North Atlantic Regular-Season Champion
1994-95	Maine	24-6 (.800)	14-2 (.875)	*North Atlantic Champion/NCAA Tournament
1995-96	Maine	27-5 (.844)	18-0 (1.000)	*North Atlantic Champion/NCAA Tournament
1996-97	Maine	22-8 (.733)	17-1 (.944)	*America East Champion/NCAA Tournament
1997-98	Maine	21-9 (.700)	13-5 (.722)	America East Tourn. Champ/NCAA Tournament
1998-99	Maine	24-7 (.774)	17-1 (.944)	America East Regular-Season Champion/NCAA Tournament Second Round
1999-2000	Maine	20-11 (.645)	14-4 (.778)	NCAA Tournament
2000-01	Mich. State	10-18 (.357)	4-12 (.250)	N/A
2001-02	Mich. State	19-13 (.594)	6-10 (.375)	WNIT Semifinals
2002-03	Mich. State	17-12 (.586)	10-6 (.625)	NCAA Tournament
2003-04	Mich. State	21-10 (.677)	10-6 (.625)	NCAA Tournament Second Round
2004-05	Mich. State	33-4 (.892)	13-2 (.867)	*Big Ten Champion/NCAA Tournament National Finalist
2005-06	Mich. State	24-10 (.706)	11-5 (.688)	NCAA Tournament Sweet 16
2006-07	Mich. State	24-9 (.727)	13-3 (.813)	NCAA Tournament Second Round
2007-08	Duke	25-10 (.714)	10-4 (.714)	NCAA Tournament Sweet 16
2008-09	Duke	27-6 (.818)	11-3 (.786)	NCAA Tournament Second Round
2009-10	Duke	30-6 (.833)	12-2 (.857)	*ACC Champion/NCAA Tournament Elite Eight
2010-11	Duke	32-4 (.889)	12-2 (.857)	*ACC Champion/NCAA Tournament Elite Eight
2011-12	Duke	27-6 (.818)	15-1 (.938)	ACC Regular Season Champion/NCAA Tournament Elite Eight
2012-13	Duke	33-3 (.917)	17-1 (.944)	*ACC Champion/NCAA Tournament Elite Eight
2013-14	Duke	28-7 (.800)	12-4 (.750)	NCAA Tournament Second Round
2014-15	Duke	23-11 (.677)	11-5 (.688)	NCAA Tournament Sweet 16

*Regular season and tournament

Career Total (23 Years):..... 540-202 (.728) 278-92 (.751) 19 NCAA Tournament Appearances; Eight Conference Championships
Duke (8 Years):..... 225-53 (.809) 100-22 (.820) Eight NCAA Tournament Appearances; Three ACC Championships
Michigan St. (7 Years):..... 148-76 (.661) 69-45 (.605) Five NCAA Tournament Appearances; One Big Ten Championship
Maine (8 Years): 167-73 (.695) 109-25 (.813) Six NCAA Tournaments; Two America East Tournament & Two North Atlantic Champ.

In 2005, Michigan State advanced to its first national championship game after earning the program's first No. 1 seed in the NCAA Tournament. That record-setting team won 33 games (10 more than the previous record), won 14 Big Ten contests, shared just its second Big Ten regular-season championship, won its first Big Ten Tournament title, finished 13-0 at home, achieved a school-record 17-game win streak and beat 13 nationally-ranked teams. Over her seven-year stint in East Lansing, the Spartans also defeated 25 ranked opponents.

For her efforts, McCallie was named 2005 National Coach of the Year by the Associated Press, Basketball Times and Nike, as well as being voted Big Ten Coach of the Year by the league's media members. It marked the first time an MSU women's basketball coach was named national coach of the year and the second time a Spartan head coach earned the conference's coach of the year award. McCallie was also named the 2005 Basketball Coaches Association of Michigan College Coach of the Year.

Under McCallie, Michigan State saw its fan base increase dramatically as well, including a 78 percent rise since her arrival. The team set season attendance records in four out of her final five seasons, including a school-record average of 6,787 fans in 2005-06, which ranked 10th nationally. The Spartans were ranked second in attendance in the Big Ten and ninth nationally during McCallie's final season with an average of 6,646 fans a game. At the time of McCallie's departure from MSU, all of the Spartan top 15 single-game crowds in program history came during Coach P's tenure, including a school-record 14,066 against Ohio State in a nationally televised game on Feb. 20, 2005. Prior to her arrival at MSU, the women's basketball program averaged only 1,506 fans per game in 1999-2000.

During her eight-year career at Maine, McCallie guided the Black Bears to seven straight 20-win campaigns, including a 20-11 overall record (in 1999-2000) and their sixth-straight NCAA Tournament appearance. She was named coach of the year on three occasions, twice in the North Atlantic Conference (1995 and 1996) and once in the America East (1999). For her efforts, Maine honored her in 2009 with a banner as one of its top coaches in school history.

The McCallie Family

The McCallie family not only emphasizes education to the young women on the Duke team, but their own accomplishments further demonstrate their commitment to academics. Head coach Joanne P. McCallie holds a bachelor's degree in political science from Northwestern and a master's degree from Auburn in business administration.

John McCallie, Ph.D, Joanne's husband, is currently a professor at the University of North Carolina at Chapel Hill. But it should come as no surprise that the McCallies are well-educated, as the name McCallie has long been synonymous with the word "education." The McCallie School is a college preparatory school for boys located on Missionary Ridge near Chattanooga, Tenn. It was founded in 1905 by Spencer Jamagin McCallie and James Park McCallie, the grandfather and great-uncle, respectively, of John McCallie.

The McCallie School accepts young men with above average to exceptional academic abilities, and those students matriculate at some of the best colleges and universities in the nation. In recent years, the school has been recognized for its innovative educational programs and its overall standards of excellence. Recently, the *Atlanta Journal/Constitution* called McCallie "one of the leading secondary educational institutions in the United States."

In addition, John McCallie's great-aunt, Grace McCallie, was one of three founders of the Girls Preparatory School in 1906, also in Chattanooga. The school prepares girls for college through academic training, and instills in them high principles of honesty, integrity and consideration for others.

While at Maine, McCallie organized an event called "Realizing the Dream; Celebrating Women in Athletics" that featured speakers Dr. Donna Lopiano and Sheryl Swoopes. During the 1997-98 season, Dana Rae Warren filmed a documentary of the Maine women's basketball season. McCallie was inducted into the New England Basketball Hall of Fame in 2004. In October of 2005, she was inducted into the Maine Sports Legends Hall of Honor as well as the Maine Sports Hall of Fame in June of 2008 and the University of Maine Athletics Hall of Fame in October of 2009. Over the summer of 2014, McCallie was also inducted into the inaugural class of the Maine Basketball Hall of Fame.

Prior to becoming head coach at Maine in 1992-93, McCallie was an assistant coach at Auburn from 1988-92. As the team's primary recruiter, she helped sign the fourth-ranked class in the nation in 1990-91 and the 16th-ranked class in the nation in 1991-92. While at Auburn, McCallie and the Tigers appeared in two national championship games and made an appearance in the NCAA Elite Eight.

A native of Brunswick, Maine, McCallie owns a career mark of 541-201 during her 23-year stint as a head coach at Maine, Michigan State and Duke. As a coach and player, she has led her teams to 16 conference titles, 24 NCAA Tournament appearances, 11 NCAA Sweet 16 appearances, eight NCAA Elite Eight appearances, three NCAA Final Four appearances and three NCAA Championship game appearances.

The former Joanne Palombo played her collegiate basketball at Northwestern from 1984-87. She still ranks seventh in Wildcat history with 378 career assists. As a senior, she was an All-Big Ten honorable mention selection and helped lead the Wildcats to the second round of the NCAA Tournament. McCallie also was named Academic All-Big Ten First-Team as a senior.

McCallie graduated from Northwestern in 1987 with a degree in political science and earned a master's degree in business administration from Auburn in 1990.

The McCallie family includes husband John, daughter Madeline (Maddie - 21) and son John Wyatt (Jack - 15). Maddie will be a junior on the women's basketball team at Elon in 2015-16, after transferring from the Miami of Ohio. The family resides in Durham, N.C.

What Does the P Stand For?

Those who have not known Joanne P. McCallie long may wonder why her players and those who know her well call her "Coach P." The "P" stands for Palombo, her maiden name. McCallie is proud of her Italian heritage, and early in her career found many similarities between herself and coaching legend Jim Valvano. She reasoned that if there could be a "Jimmy V", why not a "Joanne P?" Therefore, during her years as Joanne Palombo, she became known as "Coach P," and after her marriage to John McCallie, she decided to keep the "P" as a middle initial. But old habits die hard, so players, coaches, staff members and friends continue to refer to her simply as "Coach P."



The McCallie Family

Coach P Versus the Opponents

Opponent	Record	Result
Alabama	4-2	W, 90-40, 11/16/14 (A) W, 92-57, 11/17/13 (H) W, 79-61, 3/19/02 (H) L, 53-54, 12/10/00 (A) L, 43-79, 11/25/95 (N) W, 75-73, 1/5/95 (H)
Albany	3-0	W, 54-52, 3/20/15 (N) W, 80-51, 12/19/13 (H) W, 83-48, 12/9/10 (H)
Alcorn State	1-0	W, 73-41, 3/19/05 (N)
Arizona	1-0	W, 72-60, 3/21/04 (N)
Arizona State	1-0	W, 67-59, 3/25/08 (N)
Arkansas State	2-0	W, 70-59, 11/20/01 (A) W, 76-50, 11/17/00 (H)
Auburn	2-0	W, 73-50, 11/18/11 (H) W, 75-62, 11/18/10 (A)
Austin Peay	1-0	W, 83-42, 3/22/09 (N)
Baylor	0-2	L, 48-51, 3/29/10 (N) L, 62-84, 4/5/05 (N)
Boise State	0-1	L, 53-87, 12/11/93 (N)
Boston College	9-6	L, 56-60, 1/22/15 (A) W, 78-57, 1/12/14 (H) W, 80-56, 1/27/13 (H) W, 90-53, 1/6/13 (A) W, 71-62, 2/9/12 (A) W, 66-53, 2/13/11 (H) L, 57-61, 2/4/10 (A) W, 69-58, 2/9/09 (H) W, 51-41, 2/7/08 (A) W, 82-78 OT, 11/21/04 (H) L, 61-63, 11/18/00 (H) L, 54-81, 12/28/99 (N) L, 56-83, 11/15/99 (H) W, 55-49, 11/28/93 (H) L, 65-80, 12/1/92 (A)
Boston University	14-4	W, 73-52, 3/9/00 (N) W, 54-40, 2/24/00 (A) W, 53-46, 12/11/99 (H) W, 92-61, 2/6/99 (A) W, 75-59, 1/5/99 (H) L, 77-94, 2/12/98 (A) W, 80-58, 1/2/98 (H) W, 75-49, 2/21/97 (A) W, 89-42, 1/4/97 (H) W, 77-51, 2/22/96 (H) W, 57-55, 12/7/96 (A) W, 71-56, 3/7/95 (N) W, 77-56, 2/11/95 (H) L, 72-75, 1/26/95 (A) W, 70-62, 2/12/94 (A) W, 66-43, 1/27/94 (H) L, 57-64, 2/13/93 (H) L, 52-61, 1/28/93 (A)
Brown	1-0	W, 82-68, 11/29/96 (H)
Brigham Young	2-0	W, 61-55, 11/11/11 (A) W, 69-54, 11/13/10 (H)
Bucknell	2-0	W, 92-49, 12/21/07 (H) W, 68-51, 11/17/06 (H)
Buffalo	3-1	W, 88-54, 11/25/14 (H) W, 50-42, 11/16/01 (H) W, 77-66, 12/14/95 (H) L, 47-50, 12/28/93 (A)
California	2-0	W, 70-58, 11/10/13 (A) W, 77-63, 12/2/12 (H)
Cal. St. Northridge	1-0	W, 73-69 OT, 12/22/06 (A)
Central Conn. State	3-0	W, 77-42, 11/20/04 (H) W, 60-59, 1/11/94 (H) W, 79-52, 2/4/93 (A)
Central Michigan	3-1	W, 97-64, 11/29/13 (N) W, 75-50, 12/30/05 (H) W, 81-52, 12/20/00 (H) L, 56-81, 1/2/93 (A)
Chicago State	2-0	W, 101-52, 11/26/00 (N) W, 90-31, 12/12/93 (H)
Charlotte	2-0	W, 61-55, 11/27/10 (A) W, 90-31, 12/12/93 (N)
Cincinnati	2-0	W, 77-61, 12/4/04 (A) W, 55-43, 12/29/03 (H)

Clemson	9-0	W, 89-60, 2/8/15 (H) W, 78-51, 2/6/14 (A) W, 60-46, 1/24/13 (V) W, 82-45, 1/10/13 (H) W, 81-37, 1/27/12 (A) W, 92-37, 1/23/11 (H) W, 67-41, 1/7/10 (A) W, 77-53, 2/13/09 (H) W, 83-54, 2/13/08 (A) W, 60-42, 1/7/94 (A)
Columbia	2-0	W, 85-52, 12/1/95 (H) W, 60-42, 1/7/94 (A)
Connecticut	1-10	L, 52-83, 12/29/14 (A) L, 61-83, 12/17/13 (H) L, 49-79, 1/21/13 (A) L, 45-61, 1/30/12 (H) L, 45-70, 3/29/11 (N) L, 51-87, 1/31/11 (A) L, 48-81, 1/18/10 (H) L, 48-74, 11/25/07 (N) W, 67-51, 12/29/04 (A) L, 70-98, 2/16/98 (A) L, 75-105, 3/16/95 (A)
CSU Bakersfield	1-0	W, 97-63, 12/21/12 (N)
Dartmouth	3-0	W, 71-55, 12/12/94 (H) W, 60-56, 1/31/94 (A) W, 60-59 OT, 1/26/93 (H)
Davidson	1-0	W, 74-68, 11/22/03 (H)
Dayton	0-1	L, 57-61, 12/17/00 (A)
Delaware	16-2	W, 69-58, 3/18/07 (H) W, 74-66, 3/10/00 (N) L, 79-84 OT, 1/27/00 (H) W, 73-58, 1/4/00 (A) W, 77-66, 2/18/99 (A) W, 81-51, 1/22/99 (H) W, 98-73, 2/8/98 (H) W, 78-66, 1/10/98 (A) W, 102-54, 2/13/97 (H) W, 89-47, 1/18/97 (A) W, 90-48, 2/9/96 (H) W, 78-61, 1/2/96 (A) W, 74-67, 2/24/95 (A) W, 95-63, 1/15/95 (H) W, 82-53, 2/25/94 (H) W, 53-51, 1/16/94 (A) W, 58-53, 2/26/93 (A) L, 53-56, 1/17/93 (H)
Denver	1-0	W, 57-37, 11/11/07 (A)
DePaul	2-1	L, 65-74, 3/23/14 (H) W, 70-63, 3/27/11 (N) W, 87-76, 3/14/02 (H)
Detroit	6-0	W, 77-52, 12/7/05 (H) W, 73-64, 12/11/04 (A) W, 64-41, 1/12/04 (H) W, 72-49, 1/12/03 (H) W, 62-61, 11/28/01 (A) W, 76-63, 11/30/00 (H)
Drexel	17-2	W, 92-64, 2/20/00 (H) W, 67-55, 1/21/00 (A) W, 72-52, 1/30/99 (H) W, 75-50, 1/9/99 (A) W, 84-59, 3/5/98 (H) W, 86-66, 2/19/98 (H) L, 64-69, 1/22/98 (A) W, 110-68, 3/5/97 (N) W, 94-56, 1/24/97 (H) W, 55-45, 12/7/96 (A) W, 88-51, 3/3/96 (N) W, 78-47, 2/4/96 (A) W, 107-53, 1/14/96 (H) W, 83-64, 2/26/95 (A) W, 87-63, 1/13/95 (H) L, 71-72, 2/27/94 (H) W, 79-52, 1/14/94 (A) W, 66-53, 2/28/93 (A) W, 56-50, 1/15/93 (H)
Duke	0-1	L, 61-86, 3/26/06 (N)
East Carolina	1-0	W, 92-70, 12/27/97 (N)
Eastern Illinois	1-0	W, 85-45, 12/9/04 (H)
Eastern Michigan	1-1	W, 79-62, 11/28/03 (H) L, 59-66, 12/3/00 (N)
Florida International	0-1	L, 56-69, 11/24/01 (A)
Florida State	10-2	L, 58-74, 1/11/15 (H) Wot, 85-77, 1/23/14 (A)

Fresno State	1-0	W, 72-66, 3/9/13 (N) W, 61-50, 2/22/13 (H) W, 67-57, 2/12/12 (A) W, 73-66, 1/13/12 (H) W, 87-70, 1/14/11 (A) W, 73-43, 1/29/10 (H) W, 75-57, 3/7/09 (N) L, 75-82, 1/29/09 (A) W, 81-67, 3/7/08 (N) W, 70-38, 1/11/08 (H)
Gardner-Webb	1-0	W, 82-68, 11/23/02 (H) W, 97-31, 11/25/11 (N)
George Washington	0-2	L, 65-68, 11/22/96 (A) L, 67-83, 3/15/96 (A)
Georgia	1-2	L, 61-64, 12/17/02 (A) W, 70-49, 1/5/02 (H) L, 68-79 OT, 11/27/99 (H)
Georgia Southern	1-0	W, 69-42, 11/19/09 (H)
Georgia State	1-0	W, 49-36, 1/2/94 (H)
Georgia Tech	10-0	W, 82-52, 3/7/14 (N) W, 64-47, 1/5/14 (A) W, 85-52, 12/6/12 (H) W, 79-62, 1/18/12 (A) W, 74-66, 3/5/11 (N) W, 69-32, 1/21/11 (H) W, 67-55, 3/6/10 (N) W, 64-50, 2/19/10 (A) W, 60-34, 1/25/09 (H) W, 73-47, 1/24/08 (A)
Gonzaga	1-0	W, 60-45, 11/26/05 (N)
Hampton	2-0	W, 67-51, 3/24/13 (H) W, 72-37, 3/20/10 (H)
Hartford	15-4	L, 51-53, 11/21/08 (N) W, 58-45, 12/9/06 (N) W, 68-51, 2/3/00 (A) W, 76-67 OT, 1/8/00 (H) W, 79-56, 2/25/99 (H) W, 66-42, 1/19/99 (A) L, 67-74, 2/26/98 (A) W, 63-57, 1/13/98 (H) L, 58-70, 1/30/97 (A) W, 92-57, 1/7/97 (H) W, 80-69, 3/5/96 (N) W, 75-62, 2/15/96 (A) W, 90-41, 1/30/96 (H) W, 91-44, 2/16/95 (H) W, 97-52, 1/21/95 (A) W, 67-50, 2/17/94 (H) W, 70-66, 1/22/94 (A) L, 63-66, 2/18/93 (A) W, 51-50, 1/23/93 (H)
Hofstra	14-1	L, 53-57, 11/22/06 (H) W, 75-60, 2/18/00 (H) W, 72-68 OT, 1/23/00 (A) W, 69-57, 3/4/99 (N) W, 78-57, 2/1/99 (H) W, 58-56, 1/11/99 (A) W, 91-83, 2/21/98 (H) W, 72-42, 1/24/98 (A) W, 84-51, 1/26/97 (H) W, 65-61, 12/5/96 (A) W, 87-54, 2/2/96 (A) W, 89-54, 1/12/96 (H) W, 78-67, 3/5/95 (N) W, 82-57, 2/2/95 (H) W, 89-59, 1/9/95 (A)
Houston	3-0	W, 84-68, 12/28/07 (A) W, 68-55, 11/26/06 (A) W, 76-53, 12/17/05 (H)
Houston Baptist	1-0	W, 104-35, 11/13/09 (A)
Illinois	9-7	L, 46-56, 2/22/07 (A) W, 80-70, 2/4/07 (H) W, 57-51, 2/5/06 (A) W, 72-61, 1/19/06 (H) W, 61-50 OT, 3/4/05 (N) W, 68-59, 2/6/05 (H) W, 62-42, 1/19/05 (A) W, 58-56, 1/29/04 (A) L, 65-75, 2/24/03 (H) W, 70-57, 3/16/02 (A) W, 62-57, 2/9/02 (H) L, 66-72, 1/13/02 (A) L, 50-52, 2/18/01 (A)

		L, 59-72, 1/14/01 (H)	Memphis	0-1	L, 56-59, 11/30/02 (A)		L, 60-75, 2/9/09 (A)
		L, 67-72, 3/3/00 (N)	Mercer	2-0	W, 81-62, 11/29/02 (N)		L, 73-86, 3/9/08 (N)
		L, 66-86, 1/30/00 (A)			W, 71-59, 11/25/94 (H)		L, 51, 82, 3/2/08 (A)
Indiana	8-4	W, 64-56 OT, 1/4/07 (A)	Miami (Fla.)	8-2	W, 68-53, 1/18/15 (H)		L, 76-93, 2/4/08 (H)
		W, 74-49, 12/28/06 (H)			W, 76-75, 1/30/14 (A)		L, 57-62, 3/18/00 (N)
		W, 65-59, 1/29/06 (H)			L, 65-69, 2/28/13 (A)		L, 52-68, 12/28/96 (N)
		W, 52-40, 1/30/05 (A)			W, 82-43, 1/31/13 (H)		UNC Charlotte
		W, 60-51 OT, 2/29/04 (A)			W, 74-64, 2/24/12 (H)		2-0
		W, 59-41, 1/2/04 (H)			W, 82-58, 2/3/11 (H)		W, 57-44, 11/23/09 (H)
		W, 64-53, 1/26/03 (A)			W, 69-72, 1/14/10 (A)		W, 72-55, 11/24/95 (N)
		W, 70-44, 1/16/03 (H)			W, 73-58, 1/9/09 (H)		UNC Greensboro
		L, 55-67, 2/3/02 (A)			W, 84-72, 1/5/08 (A)		1-0
		L, 47-50, 12/30/01 (H)			L, 70-92, 12/28/97 (A)		W, 84-39, 11/18/07 (H)
		L, 50-52, 2/11/01 (H)	Miami (Ohio)	0-1	L, 84-86, 11/24/02 (H)		UNC Wilmington
		L, 54-71, 12/31/00 (A)	Michigan	11-2	W, 71-54, 11/28/12 (A)		1-0
Indiana State	1-0	W, 85-66, 11/24/06 (H)			W, 60-45, 12/7/08 (H)		W, 107-45, 12/20/11 (H)
Iona	1-0	W, 100-31, 11/18/12 (H)			W, 66-48, 1/18/07 (A)		Nebraska
Iowa	9-6	W, 71-47, 12/4/08 (H)			W, 68-42, 2/23/06 (A)		0-1
		W, 67-57, 1/21/07 (H)			W, 77-44, 1/1/06 (H)		L, 54-60, 12/3/14 (A)
		W, 83-63, 1/14/07 (A)			W, 77-34, 2/23/05 (H)		N.C. A&T
		W, 79-58, 3/3/06 (N)			W, 70-60, 1/2/05 (A)		1-0
		W, 73-71, 2/16/06 (H)			W, 59-54, 2/12/04 (A)		W, 87-36, 1/2/15 (H)
		L, 64-75, 1/9/06 (A)			W, 67-33, 1/18/04 (H)		N.C. Central
		W, 67-50, 2/17/05 (A)			W, 82-55, 2/16/03 (A)		2-0
		W, 68-56, 1/9/05 (H)			W, 73-56, 1/30/03 (H)		W, 117-28, 12/28/09 (H)
		W, 81-54, 3/5/04 (N)			L, 45-58, 1/2/02 (A)		W, 82-29, 1/3/08 (H)
		L, 67-78, 2/1/04 (H)			L, 49-58, 1/25/01 (H)		N.C. State
		W, 68-58, 2/27/03 (A)	Michigan State	0-1	L, 49-63, 3/24/09 (N)		8-4
		L, 59-69, 2/20/02 (H)	Middle Tenn. State	1-0	W, 92-78, 12/28/98 (N)		L, 59-72, 2/22/15 (A)
		L, 55-75, 1/24/02 (A)	Minnesota	11-2	W, 77-68, 3/2/07 (N)		W, 83-70, 2/20/14 (H)
		L, 47-50, 2/22/01 (A)			W, 57-50, 2/25/07 (H)		W, 79-65, 3/8/13 (N)
		L, 56-71, 2/1/01 (H)			W, 84-61, 2/9/06 (H)		W, 67-57, 1/3/13 (A)
James Madison	3-1	W, 75-58, 11/30/10 (A)			L, 58-71, 1/15/06 (A)		L, 73-75, 3/2/12 (N)
		W, 79-65, 12/18/09 (H)			W, 55-49, 3/7/05 (N)		W, 83-59, 1/8/12 (H)
		W, 85-62, 11/28/97 (H)			W, 79-48, 2/10/05 (A)		W, 65-64, 1/23/11 (A)
		L, 63-69, 11/24/96 (A)			W, 62-49, 1/16/05 (H)		W, 70-60, 3/7/10 (N)
Kansas	1-0	W, 73-40, 11/30/13 (N)			W, 72-69, 1/25/04 (A)		W, 70-39, 2/11/10 (H)
Kent State	2-1	W, 55-48, 12/6/03 (A)			W, 74-71, 1/23/03 (H)		W, 61-58, 1/19/09 (A)
		W, 85-72, 12/3/02 (H)			W, 80-72, 2/24/02 (A)		L, 64-89, 3/13/98 (A)
		L, 62-63, 1/3/94 (N)			L, 69-70, 1/7/02 (H)		L, 75-80, 12/28/94 (N)
Kentucky	4-1	W, 89-68, 12/21/14 (H)			W, 58-50, 2/25/01 (H)		Northeastern
		W, 69-61, 12/22/13 (A)			W, 66-65, 1/7/01 (A)		14-6
		L, 65-72, 12/8/11 (A)			Mississippi		W, 55-53, 2/26/00 (A)
		W, 54-48, 1/4/11 (H)			0-2		L, 45-55, 12/8/99 (H)
		W, 67-63, 3/20/06 (A)			L, 72-77 OT, 11/28/98 (H)		L, 55-57, 3/6/99 (N)
Long Island	1-0	W, 55-33, 12/3/93 (H)			L, 50-64, 12/6/92 (N)		L, 68-74, 2/4/99 (A)
Louisville	1-0	W, 66-58, 2/21/15 (H)			Missouri State		W, 71-55, 11/20/98 (H)
Louisiana State	1-3	W, 60-52, 3/22/10 (H)			1-1		W, 77-70, 3/6/98 (N)
		L, 50-65, 12/17/06 (H)			L, 62-64, 12/5/99 (A)		W, 70-56, 2/14/98 (A)
		L, 52-72, 12/28/05 (H)			Monmouth		W, 81-54, 11/23/97 (H)
		L, 79-88, 3/15/97 (A)			2-0		W, 88-36, 2/23/97 (A)
Loyola (Ill.)	1-0	W, 72-54, 12/18/94 (H)			W, 73-32, 12/30/12 (H)		W, 72-48, 1/2/97 (H)
Maine	2-0	W, 75-34, 12/21/09 (A)			W, 60-52, 11/23/01 (N)		W, 69-49, 2/24/96 (H)
		W, 98-31, 11/16/08 (H)			Murray State		W, 81-49, 12/9/95 (A)
		L, 47-52, 1/9/94 (A)			1-0		W, 70-59, 3/11/95 (N)
Manhattan	0-1	L, 47-52, 1/9/94 (A)			Nebraska		W, 79-65, 2/9/95 (H)
Marquette	4-0	W, 83-51, 11/23/14 (H)			1-0		W, 75-71, 1/28/95 (A)
		W, 78-61, 11/24/13 (A)			New Hampshire		W, 58-56, 2/10/94 (A)
		W, 74-43, 11/27/09 (N)			14-3		L, 57-63 OT, 1/29/94 (H)
		W, 65-63, 12/2/01 (N)			W, 70-60, 2/12/00 (H)		W, 44-43, 3/12/93 (N)
Marist	1-0	W, 71-66 3/21/11 (H)			W, 74-71, 1/15/00 (A)		L, 51-57, 2/11/93 (H)
Maryland	10-9	L, 55-65, 3/28/15 (N)			W, 83-58, 2/14/99 (H)		L, 43-45, 1/30/93 (A)
		W, 84-63, 2/17/14 (H)			W, 71-57, 1/16/99 (A)		Northern Illinois
		W, 75-59, 2/24/13 (A)			L, 65-75, 2/1/98 (H)		0-1
		W, 71-56, 2/11/13 (H)			W, 75-61, 1/17/98 (A)		L, 56-63, 11/26/94 (H)
		L, 61-63, 2/19/12 (A)			W, 81-70, 2/9/97 (H)		Northwestern
		W, 80-72, 1/22/12 (H)			W, 101-90, 1/11/97 (A)		10-1
		L, 47-69, 2/17/11 (A)			W, 71-56, 1/28/96 (A)		W, 68-63, 2/15/07 (H)
		W, 71-64, 1/6/11 (H)			W, 80-64, 1/20/96 (H)		W, 55-48, 2/8/07 (A)
		W, 66-64, 3/5/10 (N)			W, 92-77, 3/1/95 (A)		W, 79-59, 2/2/06 (A)
		W, 71-59, 2/21/10 (H)			W, 78-49, 2/4/95 (H)		W, 101-40, 2/3/05 (H)
		W, 58-57, 1/24/10 (A)			W, 72-64, 3/2/94 (H)		W, 70-46, 2/8/04 (H)
		L, 89-92, 3/8/09 (N)			W, 64-60, 2/5/94 (A)		W, 67-57 OT, 1/22/04 (A)
		L, 59-77, 2/22/09 (A)			W, 59-55, 3/6/93 (N)		W, 75-43, 3/2/03 (H)
		W, 68-65, 1/12/09 (H)			L, 38-58, 3/1/93 (A)		L, 46-52, 1/2/03 (A)
		W, 74-63, 3/8/08 (N)			L, 63-68, 2/7/93 (H)		W, 75-58, 1/27/02 (H)
		L, 69-76, 2/17/08 (H)			North Carolina		W, 77-68, 2/15/01 (A)
		L, 70-85, 1/14/08 (A)			12-10		W, 66-50, 12/16/99 (H)
		L, 57-97, 1/6/07 (A)			W, 81-80, 3/1/15 (H)		Northwestern State
		L, 61-75, 11/25/05 (N)			W, 74-67 OT, 1/25/15 (A)		0-1
Massachusetts	2-1	L, 56-64, 12/2/98 (A)			W, 66-61, 3/8/14 (N)		L, 54-77, 12/4/93 (H)
		W, 82-68, 12/4/97 (H)			L, 60-64, 3/2/14 (A)		Notre Dame
		W, 70-56, 11/15/95 (H)			L, 78-89, 2/10/14 (H)		2-7
MD-Eastern Shore	1-0	W, 79-44, 2/24/93 (H)			W, 92-73, 3/10/13 (N)		L, 49-55, 3/7/15 (N)
					W, 65-58, 3/3/13 (H)		L, 50-63, 2/16/15 (A)
					W, 84-63, 2/3/13 (A)		L, 53-69, 3/9/14 (N)
					W, 69-63, 2/26/12 (A)		L, 70-81, 2/23/14 (A)
					W, 96-56, 2/6/12 (H)		L, 67-88, 2/2/14 (H)
					W, 81-66, 3-6-11 (N)		L, 76-87, 4/2/13 (N)
					W, 66-58, 2/27/11 (H)		L, 54-56, 11/26/11 (N)
					L, 60-62, 2/7/11 (A)		W, 82-73 OT, 12/2/04 (A)
					L, 54-64, 2/28/10 (A)		W, 92-63, 11/26/03 (H)
					W, 79-51, 2/8/10 (H)		Oakland
					W, 81-79, 3/1/09 (H)		2-0
							W, 88-77, 12/5/02 (A)
							W, 55-53, 12/5/01 (H)
							Ohio
							1-0
							W, 82-61, 12/5/98 (N)
							Ohio State
							7-10
							W, 83-67, 12/3/09 (H)
							W, 62-59, 2/18/07 (A)
							L, 64-68, 3/5/06 (N)
							L, 38-69, 2/20/06 (A)
							L, 65-67, 1/22/06 (H)
							W, 66-64, 2/20/05 (H)
							L, 54-68, 1/6/05 (A)
							L, 53-72, 2/15/04 (H)
							W, 55-47, 1/15/04 (A)
							L, 55-71, 3/7/03 (N)
							W, 65-64, 2/13/03 (H)
							L, 65-70, 1/9/03 (A)

		L, 82-89 OT, 2/28/02 (N)	W, 78-72, 12/6/09 (H)		W, 92-70, 3/8/97 (H)								
		W, 64-49, 1/17/02 (A)	W, 97-89, 12/19/08 (A)		W, 84-70, 2/1/97 (A)								
		L, 48-52, 3/1/01 (N)	L, 50-51, 12/7/14 (H)		W, 77-54, 1/21/97 (H)								
		W, 62-60, 1/4/01 (H)	W, 89-52, 11/15/07 (N)		W, 88-55, 3/9/96 (N)								
		L, 64-93, 11/17/95 (A)	W, 79-71, 12/3/06 (H)		W, 87-66, 2/18/96 (H)								
UMASS Lowell	1-0	W, 95-48, 12/19/14 (H)	W, 81-66, 12/10/05 (A)		W, 86-67, 1/16/96 (A)								
Oklahoma	3-0	W, 92-72, 12/17/14 (H)	W, 94-67, 11/27/98 (H)		W, 69-62, 2/18/95 (H)								
		W, 94-85, 12/8/13 (A)	W, 73-62, 1/2/95 (H)		L, 73-80, 1/19/95 (A)								
		W, 80-60, 12/21/05 (A)	W, 60-52, 12/29/93 (A)		W, 69-57, 2/19/94 (A)								
Oklahoma State	4-2	W, 68-59, 3/26/13 (H)	St. Francis (Pa.)	1-0	W, 52-40, 1/20/94 (H)								
		W, 73-45, 12/12/10 (A)	St. John's	2-0	L, 45-62, 3/13/93 (A)								
		W, 77-68, 11/14/08 (H)			L, 67-68, 2/20/93 (H)								
		L, 60-62, 12/2/03 (A)	St. Peter's	0-1	L, 63-94, 1/21/93 (A)								
		W, 91-39, 12/29/02 (H)	Stanford	3-2	W, 70-62, 12/2/95 (H)								
		L, 64-75, 11/30/96 (H)			W, 71-45, 2/12/15 (A)								
		W, 82-66, 11/20/14 (A)			W, 90-55, 1/16/14 (H)								
		W, 87-63, 1/2/14 (H)			W, 62-41, 2/8/13 (A)								
		L, 62-72, 3/14/99 (N)			W, 77-66, 1/2/12 (H)								
Old Dominion	2-1	W, 54-65, 3/23/02 (A)	Stony Brook	1-0	W, 71-48, 2-24-11 (A)								
		L, 84-86, 12/2/07 (A)	Syracuse	1-0	W, 83-65, 2/26/10 (H)								
		W, 76-49, 2/1/07 (H)			W, 76-53, 3/6/09 (N)								
		L, 58-69, 1/25/07 (A)	TCU	1-2	W, 81-67, 2/5/09 (H)								
		W, 75-53, 1/5/06 (H)			W, 78-70, 2/24/08 (H)								
		W, 83-76, 2/6/05 (H)			Virginia Tech	14-1	W, 65-40, 1/15/15 (H)						
		L, 56-73, 1/23/05 (A)	Temple	6-0	W, 74-70, 1/19/14 (A)		W, 74-70, 1/19/14 (A)						
		L, 54-58, 3/7/04 (N)			W, 77-33, 2/14/13 (A)		W, 77-33, 2/14/13 (A)						
		L, 51-63, 2/26/04 (H)			W, 58-26, 1/16/13 (H)		W, 58-26, 1/16/13 (H)						
		L, 62-64, 1/4/04 (A)			W, 87-45, 1/5/12 (H)		W, 87-45, 1/5/12 (H)						
		L, 60-64, 2/9/03 (H)			W, 61-34, 1/15/11 (A)		W, 61-34, 1/15/11 (A)						
		L, 70-75, 1/19/03 (A)			W, 90-40, 2/20/11 (H)		W, 90-40, 2/20/11 (H)						
		L, 59-62 OT, 2/14/02 (A)			W, 57-43, 1/16/11 (A)		W, 57-43, 1/16/11 (A)						
		W, 66-62, 1/20/02 (H)			W, 65-53, 2/14/10 (A)		W, 65-53, 2/14/10 (A)						
		L, 58-64, 2/8/01 (H)			W, 65-53, 1/21/10 (H)		W, 65-53, 1/21/10 (H)						
		L, 49-97, 1/28/01 (A)			W, 62-46, 2/19/09 (H)		W, 62-46, 2/19/09 (H)						
Pepperdine	2-0	W, 82-64, 12/4/05 (H)	Tennessee	2-2	W, 57-52, 1/16/08 (A)		W, 57-52, 1/16/08 (A)						
		W, 71-55, 12/17/03 (A)			W, 72-60, 2/22/08 (A)		W, 72-60, 2/22/08 (A)						
Pittsburgh	5-0	W, 62-45, 1/29/15 (H)	Texas	0-1	W, 85-50, 2/1/08 (H)		W, 85-50, 2/1/08 (H)						
		W, 111-67, 1/26/14 (H)	Texas A&M	1-3	L, 36-50, 11/25/00 (N)		L, 36-50, 11/25/00 (N)						
		W, 92-43, 12/4/11 (H)			W, 77-68, 3/6/15 (N)		W, 77-68, 3/6/15 (N)						
		W, 93-55, 11/24/10 (A)			W, 70-53, 2/5/15 (A)		W, 70-53, 2/5/15 (A)						
		W, 51-49, 12/8/07 (N)			W, 70-63, 1/4/15 (H)		W, 70-63, 1/4/15 (H)						
Presbyterian	1-0	W, 84-45, 11/17/12 (H)			W, 71-56, 2/27/14 (H)		W, 71-56, 2/27/14 (H)						
Providence	4-0	W, 88-63, 1/3/10 (H)			W, 81-70, 2/17/13 (H)		W, 81-70, 2/17/13 (H)						
		W, 66-49, 12/31/08 (A)			W, 73-44, 1/13/13 (A)		W, 73-44, 1/13/13 (A)						
		W, 73-54, 12/20/02 (A)			W, 75-42, 2/2/11 (H)		W, 75-42, 2/2/11 (H)						
		W, 64-47, 12/21/01 (H)			W, 76-58, 1/6/12 (A)		W, 76-58, 1/6/12 (A)						
Purdue	6-8	W, 99-78, 12/5/13 (H)			W, 79-50, 3/4/11 (N)		W, 79-50, 3/4/11 (N)						
		W, 64-53, 12/1/11 (H)			W, 82-39, 2/11/11 (A)		W, 82-39, 2/11/11 (A)						
		W, 53-41, 11/22/07 (N)			W, 65-51, 1/10/10 (H)		W, 65-51, 1/10/10 (H)						
		L, 61-64, 3/4/07 (N)			W, 83-50, 2/25/09 (A)		W, 83-50, 2/25/09 (A)						
		W, 54-52, 2/11/07 (A)			W, 71-36, 2/10/08 (H)		W, 71-36, 2/10/08 (H)						
		L, 60-70, 1/11/07 (H)			L, 62-69, 12/29/96 (N)		L, 62-69, 12/29/96 (N)						
		L, 53-73, 1/26/06 (A)			Winthrop	1-0	W, 87-45, 3/22/14 (H)						
		W, 71-58, 1/26/05 (H)			Washington	0-1	L, 59-73, 12/28/95 (A)						
		L, 56-59, 2/22/04 (A)			Western Carolina	0-1	W, 84-61, 11/20/05 (H)						
		L, 67-77, 1/8/04 (H)			Western Kentucky	5-3	W, 80-54, 11/20/11 (A)						
		L, 60-65, 2/20/03 (A)					W, 82-55 11/21/10, (H)						
		W, 67-62, 1/6/03 (H)					W, 70-47, 11/26/09 (N)						
		L, 82-66, 2/1/02 (H)					W, 59-56, 11/28/08 (A)						
		L, 34-57, 1/18/01 (A)					L, 66-73, 12/14/96 (A)						
Quinnipiac	1-0	W, 78-50, 12/28/08 (H)					W, 76-64, 01/29/98 (H)						
Rhode Island	5-1	W, 67-40, 11/29/06 (H)					L, 57-78, 12/04/98 (N)						
		W, 52-48, 12/19/99 (A)					L, 61-68, 12/29/99 (N)						
		W, 76-53, 12/11/98 (H)					Wis.-Green Bay	2-0	W, 74-60, 12/05/00 (H)				
		W, 91-55, 12/21/97 (A)							W, 68-53, 12/15/01 (A)				
		W, 78-56, 12/22/96 (H)							Wis.-Milwaukee	1-0	W, 65-46, 3/18/06 (A)		
		L, 51-62, 12/12/92 (H)							Wisconsin	9-4	W, 59-51, 12/2/10 (A)		
Rice	1-0	W, 70-51, 1/11/00 (H)									W, 53-47, 2/12/06 (H)		
Rutgers	2-3	W, 49-44, 12/6/07 (H)									W, 69-63, 1/12/06 (A)		
		L, 57-70, 3/20/07 (N)									W, 56-46, 12/31/06 (H)		
		L, 63-57, 1/28/07 (A)									W, 84-60, 2/13/05 (A)		
		W, 73-71, 1/7/06 (H)									W, 72-47, 1/13/05 (H)		
		L, 43-71, 12/27/92 (A)									W, 58-43, 2/5/04 (H)		
Samford	2-0	W, 82-47, 3/18/12 (N)									W, 58-43, 2/6/03 (A)		
		W, 63-35, 12/8/00 (A)									L, 78-86, 1/10/02 (H)		
San Diego State	1-0	W, 66-58, 3/27/10 (N)									W, 58-57, 1/30/02 (A)		
San Francisco	1-0	W, 66-55, 12/29/94 (N)									L, 56-72, 1/11/01 (H)		
Santa Clara	2-0	W, 81-59, 11/27/04 (N)									L, 49-69, 2/4/01 (A)		
		W, 73-69, 12/27/95 (N)									L, 80-97, 11/29/97 (H)		
Siena	1-0	W, 86-41, 12/20/08 (N)									Xavier	3-0	W, 82-59, 11/25/12 (A)
Southern	1-0	W, 93-52, 11/22/08 (N)											W, 46-45 12/21/10 (H)
Southern California	4-0	W, 75-60, 12/22/12 (A)											
		W, 75-50, 11/15/10 (H)											

America East Conference

Opponent	GP	W	L
Albany	3	3	0
Hartford	19	15	4
Maine	2	2	0
New Hampshire	17	14	3
Stony Brook	1	1	0
UMASS Lowell	1	1	0
Vermont	23	15	8
Total	66	51	15

American Athletic Conference

Opponent	GP	W	L
Cincinnati	2	2	0
Connecticut	11	1	10
East Carolina	1	1	0
Houston	3	3	0
Memphis	1	0	1
South Florida	3	3	0
Temple	6	6	0
Tulane	1	0	1
Total	28	16	12

Atlantic Coast Conference

Opponent	GP	W	L
Boston College	15	9	6
Clemson	9	9	0
Duke	1	0	1
Florida State	12	10	2
Georgia Tech	11	10	1
Louisville	1	1	0
Miami (Fla)	10	8	2
North Carolina	22	12	10
N.C. State	12	8	4
Notre Dame	9	2	7
Pittsburgh	5	5	0
Syracuse	2	2	0
Virginia	9	9	0
Virginia Tech	15	14	1
Wake Forest	14	13	1
Total	147	112	35

Atlantic Sun Conference

Opponent	GP	W	L
USC Upstate	2	2	0
Total	2	2	0

Atlantic 10 Conference

Opponent	GP	W	L
Davidson	1	1	0
Dayton	1	0	1
G. Washington	2	0	2
Massachusetts	3	2	1
Rhode Island	6	5	1
St. Bonaventure	3	3	0
Total	16	11	5

Big East Conference

Opponent	GP	W	L
DePaul	3	2	1
Marquette	4	4	0
Providence	4	4	0
Saint John's	2	2	0
Villanova	1	1	0
Xavier	3	3	0
Total	17	16	1

Big South Conference

Opponent	GP	W	L
Gardner-Webb	1	1	0
Total	1	1	0

Big Ten Conference

Opponent	GP	W	L
Illinois	16	9	7
Indiana	12	8	4
Iowa	15	9	6
Maryland	19	10	9
Michigan	13	11	2
Michigan State	1	0	1
Minnesota	13	11	2
Nebraska	1	0	1
Northwestern	11	10	1
Ohio State	17	7	10
Penn State	15	4	11
Purdue	14	6	8
Rutgers	5	2	3
Wisconsin	13	9	4
Total	165	96	69

Big 12 Conference

Opponent	GP	W	L
Baylor	2	0	2
Kansas	1	1	0
Oklahoma	3	3	0
Oklahoma State	6	4	2
TCU	3	1	2
Texas	1	0	1
Total	16	9	7

Big West Conference

Opponent	GP	W	L
CSU Northridge	1	1	0
UCSB	2	2	0
Total	3	3	0

Big South Conference

Opponent	GP	W	L
Winthrop	1	1	0
Total	1	1	0

Colonial Conference

Opponent	GP	W	L
Delaware	18	16	2
Drexel	19	17	2
Hofstra	15	14	1
James Madison	4	3	1
Northeastern	20	14	6
Towson	11	11	0
UNC Wilmington	1	1	0
Total	88	76	12

Conference USA

Opponent	GP	W	L
UNC Charlotte	2	2	0
Florida Int'l	1	0	1
Middle Tenn. St.	1	1	0
Old Dominion	3	2	1
Rice	1	1	0
Western Ky.	8	5	3
Total	16	11	5

Horizon League

Opponent	GP	W	L
Detroit	6	6	0
Oakland	2	2	0
Valparaiso	2	1	1
Wis.-Green Bay	2	2	0
Wis.-Milwaukee	1	1	0
Total	13	12	1

Ivy League

Opponent	GP	W	L
Brown	1	1	0
Columbia	2	2	0
Dartmouth	3	3	0
Total	6	6	0

Metro Atlantic Conference

Opponent	GP	W	L
Manhattan	1	0	1
Marist	1	1	0
Monmouth	2	2	0
Quinnipiac	1	1	0
Siena	1	1	0
St. Peter's	1	0	1
Total	7	5	2

Mid-American Conference

Opponent	GP	W	L
Buffalo	4	3	1
Central Michigan	4	3	1
Eastern Michigan	2	1	1
Kent State	3	2	1
Miami (Ohio)	1	0	1
Northern Illinois	1	0	1
Ohio	1	1	0
Toledo	2	1	1
Total	18	11	7

Mid-Eastern Conference

Opponent	GP	W	L
Hampton	2	2	0
MD-East. Shore	1	1	0
N.C. A&T	1	1	0
N.C. Central	2	2	0
Total	6	6	0

Missouri Valley Conference

Opponent	GP	W	L
Indiana State	1	1	0
Loyola (Ill.)	1	1	0
Missouri State	1	0	1
Total	3	2	1

Mountain West Conference

Opponent	GP	W	L
Boise State	1	0	1
Fresno State	1	1	0
San Diego State	1	1	0
Total	3	2	1

Northeast Conference

Opponent	GP	W	L
Central Conn. St.	3	3	0
Long Island	1	1	0
St. Francis (Pa.)	1	1	0
Total	5	5	0

Ohio Valley Conference

Opponent	GP	W	L
Austin Peay	1	1	0
Eastern Illinois	1	1	0
Murray State	1	1	0
UT Martin	1	1	0
Total	4	4	0

Pacific-12 Conference

Opponent	GP	W	L
Arizona	1	1	0
Arizona State	1	1	0
California	2	2	0
Oregon	1	0	1
USC	3	2	1
Stanford	5	3	2
UCLA	2	2	0
Utah	1	1	0
Washington	1	0	1
Total	17	12	5

Patriot Conference

Opponent	GP	W	L
Boston U.	18	14	4
Bucknell	2	2	0
Total	20	16	4

Southeastern Conference

Opponent	GP	W	L
Alabama	6	4	2
Auburn	2	2	0
Georgia	3	1	2
Kentucky	5	4	1
LSU	4	1	3
Mississippi	2	0	2
Mississippi State	1	1	0
South Carolina	1	0	1
Tennessee	4	2	2
Texas A&M	4	1	3
Vanderbilt	4	3	1
Total	36	19	17

Southern Conference

Opponent	GP	W	L
Georgia So.	1	1	0
Mercer	2	2	0
UNCG	1	1	0
Samford	2	2	0
West. Carolina	1	0	1
Total	7	6	1

Southland Conference

Opponent	GP	W	L
Houston Baptist	1	1	0
Northwest. St.	1	0	1
Texas A&M-CC	1	1	0
Total	3	2	1

Southwestern Conference

Opponent	GP	W	L
Alcorn St.	1	1	0
Southern	1	1	0
Total	2	2	0

Summit Conference

Opponent	GP	W	L
Denver	1	1	0
Total	1	1	0

Sun Belt Conference

Opponent	GP	W	L
Arkansas State	2	2	0
Georgia State	1	1	0
UT Arlington	1	1	0
Total	4	4	0

West Coast Conference

Opponent	GP	W	L
Brigham Young	2	2	0
Gonzaga	1	1	0
Pepperdine	2	2	0
San Francisco	1	1	0
Santa Clara	2	2	0
Total	8	8	0

Western Athletic Conference

Opponent	GP	W	L
Chicago State	2	2	0
Utah Valley	1	1	0
Total	3	3	0



Al Brown

Assistant Coach

Ninth Season at Duke

Purdue, '64

Al Brown enters his 12th season alongside Joanne P. McCallie and ninth on the Duke University staff after being hired on May 2, 2007. Since arriving in the coaching world 37 years ago, Brown has produced numerous winning teams and is widely considered one of the best basketball minds in the game today.

Brown has been a part of three NCAA Championships, four NCAA runner-up teams, eight NCAA Final Four squads and 24 NCAA Tournaments. He has coached men's and women's basketball at 11 different schools including Purdue, Minnesota, Wisconsin, Western Michigan, Ball State, South Carolina, Tennessee, Cleveland State, Michigan State and Duke since taking his first assistant coaching position at Purdue in 1967.

His record in women's basketball speaks for itself as his squads have won 80 percent of their games, advanced to the NCAA Tournament in 19 of 21 years, and won three NCAA titles. Brown has led three teams to the NCAA Championship game a total of seven times and won 80 percent of league contests.

In his eight years with the Blue Devils, Brown coached Chante Black, Krystal Thomas, Kathleen Scheer, Elizabeth Williams and Carrem Gay, who are currently playing professionally. This past year, Williams was the No. 4 overall selection by the Connecticut Sun in the WNBA Draft. Black was taken with the 10th overall pick in the 2009 WNBA Draft by the Connecticut Sun. Gay signed with professional teams in Israel and Switzerland in 2009-10, Scheer was signed by the Bendigo Bank Spirit of the Women's National Basketball League (WNBL) in Australia and Thomas was selected by the Seattle Storm in 2011. He also coached Joy Cheek, who was drafted by the Indiana Fever in 2010 and is now an assistant coach at Ohio State. Brown has helped guide Duke to a 225-53 record in eight years with the Blue Devils, while advancing to the NCAA Tournament all eight years and winning the ACC Championship in 2010, 2011 and 2013.

Since Brown and head coach Joanne P. McCallie have arrived at Duke, 10 Blue Devils have been drafted in the WNBA, which is the most by any Division I institution.

Brown is known for his video breakdowns and opponent analysis, as well as his on-court teaching expertise, which has proven to be a valuable contribution to the success of every basketball team he has coached. He was recognized for his coaching expertise when he was named one of the top assistant coaches in the country in a poll conducted by the Women's Basketball Journal.

He has had an interesting and unique career as he is the only coach in the history of intercollegiate athletics to have played an active role in national championship games in three different sports, including five appearances as a coach in the NCAA Women's Basketball Championship game. Brown is also the only coach to coach men's and women's basketball in the Southeastern Conference and the Big Ten Conference at two different schools in each conference. Also, he is the only coach in college basketball history to coach in the men's (1969, Purdue vs. UCLA) and women's national championship game (Tennessee, 1996-98, 2000; Michigan State, 2005).

Brown has 21 years of college coaching experience in the women's game and 16 years in the men's game. On the men's side, he has coached five teams at two schools in the NCAA Tournament, advancing to the Sweet 16 three times, the Elite Eight twice and the final game once.

Brown was the motivational speaker for the Tennessee football team throughout the 1998 season. Coach Phillip Fulmer, the former head coach at Tennessee, asked him to speak to the team in Tempe, Ariz., before the Fiesta Bowl National Championship game. Brown was on the field in the coaching box during the Vols' victory over Florida State in the title game.

During his seven years in the women's program at Tennessee (1995-2002), the

Lady Vols went to the NCAA Final Four five times, playing in the national title game four times, and won an NCAA record three consecutive national championships (1996-98). Over that seven-year period, the Lady Vols went 224-29, good for an 89 percent winning percentage. He was a part of five consecutive Southeastern Conference championship teams, during which time Tennessee posted a league record of 67-3.

During his first year at Michigan State, the Spartans won the Big Ten regular season and tournament championships, went to the NCAA Championship game for the first time in school history and won a school-record 33 games. During his three years at Michigan State, the squad produced an 81-23 record and advanced to the NCAA Tournament each of those three years. In the Big Ten, the Spartans notched a 38-10 mark and finished no lower than third each year.

A 1964 graduate of Purdue, Brown was a three-year letterwinner on the Boilermaker basketball team before making the switch to the coaching ranks as an assistant coach with his alma mater in 1967. Brown served three seasons at Purdue before moving to Ball State, where he was an assistant for five seasons (1977-1982).

He then spent five years (1982-87) as the head coach at Ball State. His 1986 Cardinal team had a record-setting year, posting 21 wins en route to the Mid-American Conference tournament championship and the school's second berth in the NCAA Tournament. The first time Ball State advanced to the NCAA Tournament was when Coach Brown was an assistant.

After spending the 1987-88 season assisting at Western Michigan, Brown served on the staff at Minnesota for three years (1988-1991), where the Gophers advanced to two NCAA Sweet 16's and one NCAA Elite Eight, before moving on to the men's program at Tennessee for the 1991-92 and 1992-93 seasons.

Coach Brown has recruited and coached some outstanding players. The first Walter Byers Scholarship winner and the 1984 Naismith Award winner, an award given to the best player in the nation under six feet, were two of Brown's recruits. He has coached 10 NBA players and 12 women who are playing in the WNBA, plus numerous players who have played overseas.

Brown and his wife, Karen, have one son, Edwin. Edwin and his wife, Erica, reside in Hopkinton, Mass., with their son, Simon, and daughter, Fiona.

The Brown File

Place of Birth
Connersville, Ind.

High School
Connersville

College
Purdue, 1964

Coaching Experience
Women's Assistant Coach
Duke: 2007-present
Michigan State: 2004-07
South Carolina and
Cleveland State: 2003-04
Wisconsin: 2002-03
Tennessee: 1995-2002

Men's Assistant Coach
Tennessee: 1991-93
Minnesota: 1988-91
Western Michigan: 1987-88
Ball State: 1977-82
Purdue: 1967-70

Men's Head Coach
Ball State: 1982-87



Hernando Planells

Assistant Coach

Fourth Season at Duke (Third as Assistant Coach)
Regis University

Hernando Planells enters his fourth season on the women's basketball staff and the third as an assistant coach for the Blue Devils.

Planells was promoted from director of relations to assistant coach over the summer of 2013.

He coaches the guards along with Rene Haynes and serves as one of two recruiting coordinators with Haynes.

Since joining the coaching staff, Planells has made an immediate impact, landing the No. 1 class in 2015 with the signing of Angela Salvadores, Kyra Lambert, Crystal Primm, Haley Gorecki and Faith Suggs. He also helped land the No. 2 overall recruiting class in the nation in 2014 with the addition of McDonald's All-America selection Lyneé Belton along with Erin Mathias and Azurá Stevens.

Planells has one of the most diverse backgrounds in basketball in both coaching and player development. He has coached at every level including a stint with the Maine Red Claws from 2010-11 of the NBA Development League. As an assistant coach, he was in charge of player development, scouting and did on-court coaching. He helped develop Boston Celtics No. 1 draft pick Avery Bradley and NBA D-League Rookie of the Year DeShawn Sims. Planells has also spoken at coaching clinics and conducts player development camps all over the United States and in countries such as Japan, Philippines, Australia, Switzerland and Taiwan. In 2011, he founded ELITE athlete training, which specialized in personal training and consulting services for athletes. Through his work with ELITE, he trained and assisted over 100 athletes reach their goal of gaining a college scholarship or playing professionally.

From 2005-10, Planells served as a scout for Marty Blake, who is the Director of Scouting for the NBA. In his role as a scout, Planells put together scouting reports evaluating NBA prospects which were circulated to every NBA general manager and player personnel director.

In 2008, Planells returned to the United States after serving as head coach of the Ryukyu Golden Kings, an expansion team that is a part of the BJ League (Basketball Japan). For the 2006-07 season, he served as the head basketball coach for The Hollywood Fame, a team that participated in the American Basketball Association (ABA).

In 2005, Planells was named the first head coach of the Wyoming Golden Eagles out of the All-American Professional Basketball League. At that time, the 28-year-old was the youngest professional basketball coach in the country.

From 2003-05, Planells served as the assistant coach in charge of offense for Citrus College, one of the top community colleges in the state of California. Other coaching stops include a stint as the head varsity coach at Los Angeles High School (1998-2000), Immaculate Heart High School (1996-97) in Tucson, Ariz., and as an assistant at Monrovia High School (1995-96).

His work on the court led him to the "big screen" where he choreographed and consulted on the basketball scenes and training the actors on movies such as "Coach Carter", "The Longest Yard", "Rebound", "Spider-Man 3", "Semi-Pro" and others.

Planells' experience has also led him to work on commercials and print for EA Sports, WNBA, Target, Nissay Insurance (featuring Japanese Basketball superstar Yuta Tabuse) and Li Ning Shoes. He also trained the athletes of "Extreme Dodgeball", the highest rated show on the Game Show Network and has appeared

on SPIKE TV's smash hit SLAMBALL as the head coach for the Bouncers.

Planells is a graduate of Regis University. He has a son, Preston (14), and daughter, Gabrielle (11).

The Planells File

Birthdate

November 4, 1976

Place of Birth

Los Angeles, Calif.

High School

La Canada St. Francis

College

Regis University

Coaching Experience

Assistant Coach - Duke University
(2013-present)

Assistant Coach - Maine Red Claws
(NBA D-League; 2010-11)

Head Coach - Ryukyu Golden Kings
(2007-08)

Head Coach - Hollywood Fame (ABA)
(2006-07)

Head Coach - Wyoming Golden Eagles (AAPBL)
(2005)

Associate Head Coach/Recruiting Coordinator -
Citrus College
(2003-05)

Head Coach - Slamball
(2001-03)



Rene Haynes

Assistant Coach

Second Season at Duke

Michigan State, '07

Rene Haynes enters her second season as assistant coach at Duke University, after being reunited with her former Michigan State head coach Joanne P. McCallie over the summer of 2014.

Haynes, who spent the previous two years as an assistant coach at Western Michigan, reunited with McCallie after playing for Coach P from 2003-07 with Michigan State. She coaches the guards and assists Hernando Planells on the recruiting trail.

In her first year with the Blue Devils, Haynes helped land the No. 1 rated recruiting class in the nation with the signing of Angela Salvadores, Kyra Lambert, Crystal Primm, Haley Gorecki and Faith Suggs.

At Western Michigan from 2012-14, Haynes assisted in recruiting, player development, equipment liaison and was the summer camps coordinator for the Broncos. She supported in all areas of recruiting, including unofficial and official visit scheduling and preparation. Haynes worked with the point guards, implementing individual and team workouts, to improve guard production.

In 2011-12, Haynes was a graduate assistant for Florida State University. There, her administration responsibilities consisted of coordinating and directing community relations and outreach projects, managing and organizing team managers and assisting in preparation for unofficial and official visits. Coaching responsibilities consisted of participating in on-campus recruiting, aiding in workout preparation and scouting reports and the director of day camp.

Prior to becoming a graduate assistant at Florida State, Haynes was an assistant women's basketball high school coach for Africentric Early College and head coach for Berwick Alternative Middle School in Columbus, Ohio. There she provided on-floor coaching and individual instruction.

After her collegiate career, Haynes played professionally overseas for Pro Build Lions in Amsterdam, Netherlands (2007-08). Her team was Netherlands Cup Champions, while averaging 18.0 points, 4.0 rebounds and 3.0 steals per game. In 2008-09, Haynes played for the Catz of Lappeenranta, Finland, where her squad finished as League Champions (21-1 record) and tournament runner-up. In 2009-10, Haynes played for FoA in Forssa, Finland, where she was the third leading scorer in the country, averaging 20.5 points, 5.0 rebounds, 3.0 assists and 2.0 steals.

During her time at Michigan State, she made the Big Ten All-Freshman team (2004). Under Coach P in 2005, her team was Big Ten Champions, Big Ten Tournament Champions and advanced to the NCAA Final Four. She was Big Ten Honorable mention in 2005 and in 2006 as the Spartans went to the NCAA Sweet Sixteen.

Haynes was also part of the Big Ten Foreign Tour Team in 2006, where she played with fellow Big Ten players against teams in Norway, Sweden and Denmark. As a senior, Haynes made second team All-Big Ten and All-Big Ten Defensive team (2007). Haynes capped her career ranking third at Michigan State in steals (245), 16th in scoring (1000-point club), 10th in three-point field goals made and 13th in assists. As a captain, she was a member of the winningest senior class in school history with 103 victories.

A Columbus, Ohio, native, Haynes attended The Wellington School for high

school. Haynes tallied 2,222 points and 430 steals in her high school career. She currently holds a bachelor in political science from Michigan State University and a master's in sport management from Western Michigan University.

The Haynes File

Birthdate

April 20, 1985

Place of Birth

Columbus, Ohio

High School

The Wellington School

College

Michigan State, '07

Coaching Experience

Assistant Coach - Duke University
(2014-present)

Assistant Coach - Western Michigan
(2012-14)

Graduate Assistant - Florida State
(2011-12)

Assistant Coach - Africentric Early College
(2011)

Head Coach - Berwick Alternative Middle School
(2011)



Kate Senger

Director of Basketball Operations

Ninth Season at Duke
Michigan State, '04

Kate Senger is in her ninth year on the Duke women's basketball staff as the director of basketball operations after spending two years on the Michigan State staff in a similar position. She served as the Spartan director of basketball operations intern from 2003-04.

Her duties at Duke include monitoring the program budget, scheduling and team travel in addition to assisting with event planning and directing the Duke Girls Basketball Camps.

A 2004 graduate of Michigan State, Senger served as a manager for the women's basketball team as a student from 1999-2003. During the 2003-04 season, she was promoted to Director of Basketball Operations Intern, assisting with various duties pertaining to travel, marketing and promotions, game management and recruiting. She also worked as assistant camp director for MSU's summer camps in 2002 and 2003.

After receiving her degree in kinesiology in 2004 from MSU, she was a Constituent Relations Aid for State Senator Michelle McManus. She was the database manager for more than 700 constituent cases, a legislative aid for the Commerce and Labor committee and a district relations aid, traveling between Lansing, Mich., and her district to attend functions with Senator McManus as her support person.

In the fall of 2004, Senger coached the St. Francis High School freshman girls' basketball team, leading her squad to a 15-3 record.

Senger has also been active in the community, serving as a committee member for the Women Working Wonders-Sparrow Hospital Race, as a panel speaker for the Jackson Area Middle Schools Career Day Fair, a speaker at the Merrick Moore Elementary School Career Day, assisted in organizing and volunteered for the Ramblin' Rose Half Marathon in Durham, helped organize Duke clinics at Extended School Year, visits to Camp Kaleidoscope and the Duke Children's hospital.

Originally from Traverse City, Mich., Senger resides in Durham, N.C. She received her master's degree from Duke in 2014.



Bobby Sorrell

Executive Assistant to the Head Coach

28th Season at Duke

Bobby Sorrell is in his 28th year with the Duke athletics department and is in his 17th year with the women's basketball program. After spending eight years as an administrative assistant under Gail Goestenors' staff, Sorrell was moved to the executive assistant to the head coach position under head coach Joanne P. McCallie.

Sorrell is responsible for many of the day-to-day happenings of the Duke women's basketball office, including the coordination of coach Joanne P. McCallie's speaking and community schedule, campus recruiting, coaches' travel and recruiting travel as well as assisting with camps and coordinating game-day management.

Sorrell has traveled to four NCAA Final Fours with the Blue Devils in 1999,

2002, 2003 and 2006, while also being a part of eight ACC Championship squads from 2000-04, 2010, 2011 and 2013.

Prior to working with women's basketball, Sorrell, a native of Durham, worked in the Duke ticket office as an assistant manager for 11 seasons.

He was a member of the Board of Trustees of the Ronald McDonald House of Durham from 2002-10. He is the staff advisor for the Blue Devils vs. Cancer student group.

Sorrell and his wife of 21 years, Tammy, reside in Rougemont, N.C., with their three children, Eliza (20), Sam (17) and Grace (14).



Lauren Rice

Video Coordinator

10th Season at Duke
Duke, '00

Lauren Rice returned to her alma mater in 2006 and enters her 10th season on the Duke women's basketball staff as the video coordinator.

Rice is responsible for alumni relations, film exchange, scouting, game film breakdown, player development videos, and the production of the team highlight video as well as video production for www.GoDuke.com and social media. Rice continues to spearhead the True Blue Golf Classic, now in its eighth year. All funds raised in the tournament go to support the Duke women's basketball program.

Rice, a 2000 graduate of Duke with Bachelor of Arts degrees in both Sociology and History, was a four-year letterwinner and member of Duke's first Final Four team in 1999 and first ACC Championship squad in 2000.

A letterwinner at Duke University from 1997-2000, Rice appeared in 126 contests and as a senior started 32 of 34 games, while averaging 9.6 points, 4.8 rebounds, 3.2 assists and 1.8 steals. She was named to the All-ACC Tournament first team in 2000 and to the ACC Honor Roll in 1998-99.

Prior to her arrival at Duke in 2006, Rice was an assistant coach at the University of South Alabama in 2000-01. Rice then entered the energy field where she served as an Energy Analyst for Prenova, Inc. from 2001-03. During that time, Rice stayed involved with basketball by officiating girl's and boy's junior and senior high basketball games in Atlanta. In 2003, she moved to Pittsburgh and worked as Team Leader for the Customer Relations Department at Strategic Energy. Rice was promoted to Customer Relations Manager in 2005 and served in that capacity until her return to Durham in 2006.

Originally from Peru, Ind., Rice resides in Durham, N.C.



Michele Van Gorp

Director of Recruiting Operations

3rd Season at Duke
Duke University, '99

Michele Van Gorp enters her third season on the Duke women's basketball staff as the director of women's basketball recruiting operations.

A 1999 Duke graduate, Van Gorp joined the Blue Devils after spending the 2012-13 season as the Director of Basketball Operations at Georgia Tech. As the Director of Recruiting Operations with the Blue Devils, she manages the recruiting database, organizes all on campus recruiting efforts, coordinates the DWB practice player squad, assists with scouting of opponents, organizes summer camps, and other administrative duties.

Van Gorp, who is a native of Macomb, Mich., played her freshman and sophomore years at Purdue University for Lin Dunn before transferring to Duke to play her final two seasons under Gail Goestenkors. At Duke, Van Gorp was a 1999 First Team All-ACC selection and a Kodak All-America. The 6-5 center earned 1999 NCAA Final Four All-Tournament team honors after helping lead the Blue Devils to their first Final Four in San Jose, Calif.

In two years at Duke, Van Gorp played in 68 contests, while starting 58. Van Gorp averaged 16.9 points, 5.5 rebounds and 1.0 blocks as a senior, while hitting 62.0 percent of her field goals. Over her career, she averaged 13.9 points, 48 rebounds and blocked 58 shots. She was a 1999 third team Associated Press All-America.

Following her collegiate career, Van Gorp became the first Blue Devil drafted in the WNBA when the New York Liberty selected her in the second round of the 1999 WNBA Draft. She played six seasons in the WNBA with three teams and played internationally in France, Greece, Italy, Russia and Spain.

Van Gorp is currently working toward her MBA and resides in Durham, N.C.



Summer McKeehan

Athletic Trainer

15th Season at Duke
Utah State, '98

Summer McKeehan joined the Duke staff in July of 2001 and serves as the associate athletic trainer. Her duties include working with the women's basketball program while acting as the insurance coordinator.

McKeehan joined the Blue Devils after serving as a graduate athletic trainer at the University of Utah from 1998-2001. During her time at the University of Utah, she volunteered as the athletic trainer for the Women's Premier Soccer League. Prior to that, she was a volunteer student athletic trainer at United States Naval Academy for four months and a student athletic trainer at Utah State for four years.

Over the summer of 2010 and 2011, McKeehan served as the athletic trainer for the USA Basketball U18 Women's National Team and U19 World Championship team. The U18 squad won the FIBA Americas gold medal and the U19 squad won the World Championship in Chile. McKeehan also won a gold medal in 2014 with the USA Basketball U17 National Team in Czech Republic. She then traveled to Russia in the summer of 2015 as the USA Basketball U19 World Championship team won the gold medal.

A native of Winston-Salem, N.C., McKeehan earned her bachelor's degree from Utah State in 1998 and her master's degree from the University of Utah in 2001. She has been a member of the National Athletic Trainer's Association since 1998 and the North Carolina Athletic Trainer's Association since 2001.



William Stephens

Associate Director/Head Basketball Strength & Conditioning Coordinator

17th Season at Duke
N.C. Central, '87

Associate Director of Sports Performance William Stephens is in his 17th season with the Duke Athletics program. He is the head sports performance coach for men's and women's basketball.

The 50-year-old is a native of Whiteville, N.C., and a 1987 graduate of N.C. Central University with a degree in criminal justice. He is an accomplished weight-lifter, as he was a three-time state power lifting champion from 1991 to 1993. He also held the state record in the deadlift (661 lbs.) and was a gold medal winner at the World Championships for Law Enforcement in 1994.

A member of the National Strength and Conditioning Association, Stephens has been a certified strength and conditioning specialist (CSCS) since 1996.

Stephens, along with his wife Nancy and son P.J. (18), reside in Wake Forest, N.C.



Jacki Silar

Associate Director of Athletics/
Senior Associate
Woman Administrator

37th Season at Duke
High Point, '74

Jacki Silar was promoted to Senior Associate Director of Athletics on July 1, 2013 and has served as the associate director of athletics for sports programs and senior woman administrator since 1998. Previously, Silar was the assistant athletics director for sports programs/senior woman administrator and also served as the academic coordinator for several Blue Devil squads.

Since Silar was named the school's first senior woman administrator in 1995, Duke's women's teams have advanced to the NCAA Final Four in basketball, lacrosse, field hockey while the women's tennis team captured the title in 2009 and the women's golf team captured the 1999, 2002, 2005, 2006, 2007 and 2014 NCAA Championships.

Silar came to Duke in 1979 as the assistant women's basketball coach and served in that role for 12 seasons. In 1981, she added to her basketball coaching responsibilities the role of head field hockey coach for 15 years, while twice earning ACC Coach of the Year and Regional Coach of the Year honors.

Silar served on many national committees, including the NCAA Division I Field Hockey Committee and most recently the NCAA Division I Women's Basketball Committee from 2005-2010 and held the role of Chair from 2008-2009.

In addition to her athletics department duties Silar is an academic advisor for first year and sophomore students, teaches in the department of Physical Education and has served the University on a variety of committees including the Harassment Grievance Board, Equity Committee, President's Commission on the Status of Women, Campus Culture Initiative Steering Committee and Sexual Misconduct Task Force.

A native of Pottstown, Pa., Silar graduated from High Point College in 1974 and was a four-year member of the field hockey and basketball teams. She earned her master's degree in Education from the University of North Carolina while serving as the Tar Heels' assistant field hockey coach.



Lindy Brown

Senior Associate Sports
Information Director

17th Season at Duke
Western Carolina, '96

Lindy Brown enters his 17th year as a member of the Duke Sports Information Office after joining the department in November of 1999. He spent seven years as an assistant sports information director prior to being promoted to associate SID in the summer of 2006. Over the summer of 2015, he was elevated to senior associate SID.

Brown joined the Blue Devil family after serving as the sports information director/marketing and promotions coordinator at the University of South Carolina Aiken for three years.

A native of Raleigh, N.C., Brown serves as the primary contact for the women's basketball, women's soccer and women's golf teams. His 2001-02 women's basketball media guide placed second nationally in the College Sports Information Directors of America (CoSIDA) publications contest. The contest was for Division I institutions and received 102 entries. His 2006-07 women's basketball guide also placed fifth, while the 2007-08 guide was sixth and the 2008-09 guide was seventh in the CoSIDA contests.

A 1996 graduate from Western Carolina University in Cullowhee, N.C., Brown received a Bachelor of Science degree in sport management and worked in the sports information office during college. Prior to graduating, he performed a marketing and promotions internship for the Western Carolina baseball team.

Brown resides in Raleigh along with his wife, Christine, and their children, Jordan (12) and Olivia (8).



Heather Ryan

Executive Director/
Academic Services

11th Season at Duke
Indiana, '97

Heather Ryan was promoted to the position of Executive Director/Academic Services over the summer of 2014 after serving as the Executive Director of Academic Support, Director of Academic Support and an Academic Coordinator since arriving at Duke in 2005. She joined the Duke staff after serving as the Director of Academic Services in the athletic department at Tulane.

Ryan works with Duke's women's basketball and football programs and coordinates day-to-day support activities in the Johnson-Campbell Academic Support Center.

A native of Goodland, Ind., Ryan received a degree in sports marketing and management in 1997 from Indiana and then obtained a master's degree in college student personnel with an emphasis in counseling and development from Purdue University in 2002.




2015-16 Managers

Front Row (Left to Right): Natalie Shammas, Sonia Xu, Tomás Cabo-Hervada, Hallie Cramer, Carolyn Fishman
Back Row (Left to Right): Sadé Dinkins, Nathaniel Brown, John Clarke, Brooke Evans, Nina Cervantes, Erinn Menninger



Lee Aldridge
Assistant Director of Digital
Media/Internet Operations



Jeremy Anderson
Assistant Director of Athletic
Facilities, Game Operations
and Championships



Kevin Atkins
Assistant Ticket Manager



Jeff Au
Band Director



Jeff Bytomski
Team Physician



Ryan Cakerice
Assistant Director of Athletics/
Athletic Facilities, Game
Operations and Championships



Ryan Craig
Executive Director of Digital
Media



Jennifer Dale
Athletics Department
Travel Coordinator




Rebecca Fiorentino
Assistant Video Director



Vycky Howard
Assistant Director of Digital
Media/Social Media



Elinor Hurt
Director of Ticket Office/
Operations



Laurie Hyland
Athletics Director of Information
Technology



Nicole Jones
Director of Marketing &
Promotions



Chad Lampman
Executive Director of Blue Devil
Network




Kelsey Lyons
Video Assistant



Kelly Marcolini
Assistant Director of Marketing
& Promotions



David McClain
Director of Athletic Equipment



Kerry Mullenix
Director of Athletic
Rehabilitation



Kelsey Oswald
Assistant Equipment
Operations Manager



Alayne Rusnak
Cheerleading Coach



Chris Ryder
Associate Director of Athletics
Facilities and Special Events



Debbie Squire
Team Physician



Alison Toth
Team Orthopaedic Surgeon



Kevin M. White

Vice President & Director of Athletics
Adjunct Professor of Business Administration
St. Joseph's College, '72

Kevin M. White was named Duke University's vice president and director of athletics on May 31, 2008. He also serves as an adjunct professor of business administration at the university.

White, 64, joined the Duke family after leading Notre Dame's athletics program to success both on the playing fields and in the classroom from 2000-08. He also has held a number of prominent national leadership roles within intercollegiate athletics, including his service in 2006-07 as president of the National Association of Collegiate Directors of Athletics (NACDA) and in 2005-06 as president of the Division I-AA Athletic Directors Association. In 2006, White was named the GeneralSports TURF Systems Division I-A Central Region Athletic Director of the Year while at Notre Dame. In 2013, White was named one of four NCAA Football Bowl Subdivision recipients of the Under Armour AD of the Year Award presented by NACDA. A testament to the respect he has garnered within college athletics, White earned multiple high profile awards in 2014-15, including the National Football Foundation's John L. Toner award, Sports Business Journal's Athletic Director of the Year award, Bobby Dodd AD of the Year, and the 2015 Carl Maddox Sports Management Award.

Guided by the Strategic Plan that was approved by Duke's Board of Trustees in April of 2008, White made an immediate impact on Duke Athletics. In addition to leading the department to unprecedented success in competition, he reshaped the organization into a more efficient and modern department; strengthened ties to both campus and community constituents through consistent outreach efforts; successfully oversaw Duke's fundraising efforts during an economic downturn; completed partnerships with major corporate entities to enhance revenue streams; commissioned a master facilities plan to position Duke well into the 21st Century; and emphasized a stronger commitment to the university's intramural, club and recreational sports programs.

Since White's arrival, Duke has captured seven NCAA Championships – women's tennis in 2009, men's basketball in 2010 and 2015, men's lacrosse in 2010, 2013 and 2014, and women's golf in 2014 – and 17 ACC titles. On the strength of 20 teams participating in postseason competition and robust finishes in several sports, Duke ranked 20th in the 2015 Learfield Sports Directors' Cup standings, which determine an institution's all-around strength in intercollegiate athletics. The 20th-place showing marked the 12th consecutive year that Duke has ended among the nation's top 20 programs. In 2011, Duke placed fifth, matching the school's best finish in the rankings and its 1171.50 points earned were the most in program history. In White's seven years at Duke, the Blue Devils placed 17th (2009), 10th (2010), fifth (2011), 16th (2012), 12th (2013), ninth (2014) and 20th (2015) in the Directors' Cup standings.

Sixty-eight Blue Devil teams ranked among the nation's top 10 teams during the past seven seasons with 11 – men's basketball (2009, 2010, 2011, 2013, 2015), men's lacrosse (2010, 2013, 2014) and women's tennis (2009, 2010, 2014) – reaching No. 1. In all, 118 Blue Devil teams advanced to NCAA postseason competition during White's Duke tenure. In 2014-15, Duke captured its fifth NCAA Championship in men's basketball, while the women's golf and lacrosse teams both advanced to the NCAA semifinals.

Individually, 244 student-athletes earned All-America, 417 All-ACC and 211 All-Region or District honors the past seven years. During White's tenure, Duke boasts 12 NCAA individual champions in Curtis Beach (indoor track and field heptathlon in 2012 and 2014), Juliet Bottorff (outdoor track and field 10k in 2011), Mallory Cecil (women's tennis in 2009), Abby Johnston (three-meter diving in 2011), Nick McCrory (platform diving in 2010, 2011, 2013 and 2014), and Becca Ward (women's fencing, saber in 2009, 2011 and 2012).

Academically, Duke teams continued strong performances under White. In the 2014-15 academic year, 25 of 26 Blue Devil varsity teams earned grade point averages of 3.0 or better, while 123 student-athletes earned Dean's List honors in the fall semester, and 94 did so in the spring. Overall, 495 Duke student-athletes made the latest All-ACC Honor Roll (led ACC for the 26th time in the past 27 years as of June 2015).

In two key elements in tracking a department's academic success, Duke ranked among the nation's best again. Duke posted a 98% Graduation Success Rate (GSR) and 16 teams achieved a 100% GSR. Also, an ACC-best 15 Blue Devil teams were ranked in the top 10% of their respective sports in the most recent Academic Performance Rate (APR) Report, including the men's basketball and football teams. In the

2015 report, Duke (992) ranked second among all FBS schools, behind only Wisconsin (998). In all, Duke totaled the highest APR scores among ACC institutions in 12 of the league's 25 sports – baseball (996), women's fencing (1000), football (992), women's golf (1000), men's lacrosse (1000), women's lacrosse (1000), rowing (1000), men's swimming and diving (1000), men's tennis (1000) and volleyball (1000).

Four Duke student-athletes were selected as CoSIDA Academic All-Americans, while 23 others received National Scholar-Athlete or Scholar All-America accolades. In White's seven-year tenure, former women's tennis player Parker Goyer won a Rhodes Scholarship (2009), while track and field student-athletes Sally Liu (2009) and Allie Speidel (2011) earned Marshall Scholarships.

Under White, Duke has continued its focus on outreach to the local community. Modeling the NCAA CHAMPS/Life Skills program's commitment to service, learning projects and outreach, over 500 Duke student-athletes across all sports participated in a combined effort of more than 2,000 community service hours during the 2014-15 academic year.

White's commitment to the overall mission of the university remains clear. A portion of ticket sales Blue Devil regular season home sporting events are directed annually to the Duke University Libraries and the Rubenstein-Bing Civic Engagement program. Per White's vision from 2011, the Duke Athletics Library Fund has generated significant unrestricted revenue for the Duke University Libraries to support teaching and research across the institution. The civic engagement program was started in 2015 in a partnership with Stanford University. The foundation of the venture includes student-athletes from both Duke and Stanford working together in under-resourced communities in the United States and abroad. Through immersive three-week summer service assignments, the student-athletes will have opportunities otherwise not afforded them during the school year due to academic and athletic responsibilities.

In fall of 2012, Duke University announced the \$3.25 billion Duke Forward fundraising campaign for priorities across Duke's 10 schools, Duke Medicine and a range of university programs. Included in the campaign is a \$250 million goal for Duke Athletics to be divided three ways – for facility enhancements and support (\$100 million), endowment income (\$50 million) and operating funds (\$100 million). Several facility projects have been initiated, including numerous renovations to Wallace Wade Stadium, modifications to the front of Cameron Indoor Stadium, and the new Scott Pavilion, which will house several of Duke Athletics' administrative units, as well as new strength and conditioning and sports medicine areas.

White, who holds a Ph.D. in education, has taught graduate-level classes since 1982 and currently teaches a sports business course in Duke's Fuqua School of Business as part of Duke's MBA program.

In August 2003, SI.com (the Sports Illustrated web site) listed White, then at Notre Dame, third in its rankings of the most powerful people in college football. In January 2004, The Sporting News listed him in its Power 100 as third among five names in the "front office" category (and the lone college athletics director among the 100).

White has served on numerous NCAA committees, including the NCAA Council, formerly the association's highest governing body. In 2012, White was among a select group of college and professional administrators asked to serve on the recently formed Expert Advisory Board for the Knight Commission. Moreover, he was the secretary of NCAA Football, a non-profit corporation acting as the "collective voice to promote college football." Always in demand as a visionary leader, White currently serves on the NCAA Division I Men's Basketball Committee, the United States Olympic Committee (USOC) Board of Directors and on the Advocates for Athletic Equity Board of Directors.

For several years, he was a representative with the football Bowl Championship Series. In addition, he previously was an ex-officio member of the Sugar Bowl Committee during his tenure at Tulane, was a member of the Rose Bowl Management Committee while at Arizona State, and also worked closely with the Fiesta Bowl during his stay in Tempe.

Given his background and success, it is not surprising that 24 current or former directors of athletics were mentored by White.

Prior to joining Notre Dame in 2000, White served as athletic director at Arizona State University, Tulane University, the University of Maine and Loras College in Iowa, where he originated the National Catholic Basketball Tournament.

Before becoming an administrator, White served as head track and field coach at Southeast Missouri State (1981-82) and assistant cross country and track and field coach at Central Michigan (1976-80). He began his coaching career at Gulf High School in New Port Richey, Fla., coaching cross country and track and assisting in football and wrestling.

White earned his Ph.D. from Southern Illinois University in 1983 with an emphasis on higher education administration. In 1985, he completed postdoctoral work at Harvard University's Institute for Educational Management. He earned his master's degree in athletics administration from Central Michigan University in 1976 and his bachelor's degree in business administration in 1972 from St. Joseph's College in Rensselaer, Ind., where he also competed as a sprinter. Additionally, White was recognized with honorary degrees from Loras College (2012), the United States Sports Academy (2007) and St. Joseph's College (2001).

White and his wife, Jane, a former college track and field coach, have five children and 12 grandchildren.



Dr. Kevin White
Vice President & Director of Athletics



Dr. Chris Kennedy
Senior Deputy Director of Athletics



Tom Coffman
Deputy Director of Athletics/Development



Mike Cragg
Deputy Director of Athletics/Operations



Nina King
Deputy Director of Athletics/Administration, Legal Affairs and Chief of Staff



Mitch Moser
Deputy Director of Athletics/Chief Financial Officer



Brad Berndt
Senior Associate Director of Athletics/Student Services



Gerald Harrison
Senior Associate Director of Athletics/Internal Affairs



Jon Jackson
Senior Associate Director of Athletics/External Affairs



Jacki Silar
Senior Associate Director of Athletics/Student-Athlete Welfare/Senior Women's Administrator



Todd Mesibov
Associate Director of Athletics/Compliance



Mike Sobb
Associate Director of Athletics/Resource Acquisition



Leslie Barnes
Assistant Director of Athletics/Student-Athlete Welfare



Art Chase
Assistant Director of Athletics/External Affairs



Joe Manhertz
Assistant Director of Athletics/Iron Dukes Major Gifts



Gina Rosser
Assistant Director of Athletics/Business Operations



Tony Sales
Assistant Director of Athletics/Student-Athlete External Affairs



Debbie Savarino
Assistant Director of Athletics/Special Events



Bob Weiseman
Assistant Director of Athletics/Athletic Facilities, Game Operations and Championships



Jack Winters
Assistant Director of Athletics/Iron Dukes

Rachel Curtis
Executive Director/Athletics Environmental Branding

Heather Ryan
Executive Director/Academic Services

Chris Spatola
Executive Director/Auxiliary Services

Felicia Tittle
Executive Director/Recreation & Physical Education



James Coleman
Chairman, Duke Athletic Council



Martha Putallaz
Faculty Athletic Representative

2014-15 Season Review

Season Notes	58-60
Season Awards.....	60
Results.....	61
Final Statistics	62
Miscellaneous Stats.....	63-64
Box Scores	65-70

School Records...**Most Rebounds in a Game**

69 vs. Buffalo, 11-25-14

Consecutive Made FTs to Start Career

14, Sierra Calhoun, 2014-15

Record- Most Three-Pointers Attempted in a Season

202, Rebecca Greenwell, 2014-15

Freshman Record- Most Field Goals Attempted in a Season

396, Rebecca Greenwell, 2014-15

Freshman Record- Most Rebounds in a Season

271, Azurá Stevens, 2014-15

Freshman Record- Most Three-Pointers Made in a Season

72, Rebecca Greenwell, 2014-15

Freshman Record- Most Three-Pointers Attempted in a Season

202, Rebecca Greenwell, 2014-15

Freshman Record- Double-Figure Scoring Games in a Season

28, Rebecca Greenwell & Azura Stevens, 2014-15

Freshman Record- Double-Figure Rebounding Games in a Season

12, Azurá Stevens, 2014-15

Freshman Record- Most Three-Pointers in a Game

6, Rebecca Greenwell vs. Albany, 3-20-15

Duke Advances in NCAA Tournament...

For the fifth time over the last six years and the 16th time in school history, the fourth-seeded Duke women's basketball program advanced to the NCAA Regionals.

Young Teams in Sweet 16...

For only the second time in school history, Duke took a team with two freshman starters to the NCAA Sweet 16.

The only other time was in 2011 with Haley Peters and Chelsea Gray as rookie starters along with three seniors. That Duke team lost in the Elite Eight to UConn.

Louisville and Duke were the only two teams in the Sweet 16 that featured two freshman starters.

Storylines/Other Blue Devil Notes...

- Duke took its second team with only eight recruited scholarship players to the NCAA regional. The last time was in 2002 as the Blue Devils went all the way to the NCAA Final Four in San Antonio, Texas.

- Elizabeth Williams' nine blocks against Albany in the first round tied for the fourth-most in NCAA history during the first and second rounds. It was also a Duke NCAA Tournament record.

- Elizabeth Williams became the only player in ACC history to register over 1,900 points, 1,000 rebounds and 400 blocks.

- Elizabeth Williams led all centers nationally with a 2.5 assists per game average. She averaged 1.6 assists as a freshman, 1.3 as a sophomore and 2.2 as a junior.

- Duke tied a school record with its 17th home win of the season against Mississippi State, which tied the 17-0 mark from 2010-11.

- After being held to zero points for the first time on the season against Albany, Ka'lia Johnson was huge against Mississippi State with 10 points, including seven in the second half.

- Amber Henson tied a career high with 10 rebounds in the NCAA Tournament first round, while scoring seven points and tying a career high with three assists.

- The Blue Devils won their first game of the season when scoring less than

60 points (1-8) against Albany, 54-52.

- Duke allowed a school-record 247 three-point field goals made. The previous most the Blue Devils had allowed in a season was 244 in 2013-14.

- Since the season started, Duke went from a 12-member squad to a 9-member team with the loss of Lyneé Belton (torn ACL), Oderah Chidom (dislocated shoulder) and Sierra Calhoun (transfer). This included walk-on turned scholarship recipient Jenna Frush.

- Senior Ka'lia Johnson ranked fifth in the ACC with a 3.7 assist per game average. She dished a team-high 124 assists and had 39 assists her first three years combined.

- Duke was the only team in the ACC that featured four straight road games during league play.

- Duke had a very challenging slate in 2014-15, ranking No. 4 nationally in strength of schedule -- Tennessee (1), Kentucky (2), Notre Dame (3), Duke (4), Vanderbilt (5).

- The Blue Devils reached 10 league victories for the 18th straight season. The streak is the longest in the ACC with the next closest being UNC (2).

Freshmen Open NCAAs in Style...

Redshirt freshman Rebecca Greenwell and rookie Azurá Stevens became just the seventh and eighth freshmen in Duke history to register 20+ scoring in a NCAA Tournament game.

Greenwell totaled 20 points on a career-high six three-pointers against Albany in the first round. The six three-pointers broke the Duke freshman record for three-pointers made in a game and was one shy of school record.

She was just the third Blue Devil rookie to register 20+ scoring in her first NCAA Tournament contest (Alana Beard & Rometra Craig). Her six three-pointers tied Abby Waner for a Duke NCAA Tournament record, while her 11 attempts tied for second.

Stevens collected 22 points and 10 rebounds in the second round versus Mississippi State.

Most Points by Duke Freshman in First Two**NCAA Tournament Games**39 Payton Black (1996)37 **Rebecca Greenwell (2015)**36 Alana Beard (2001)33 **Azura Stevens (2015)**33 Sheana Mosch (2000)32 Monique Currie (2002)31 Rometra Craig (2001)**Most 3-Pointers Made by Duke Freshman in****First Two NCAA Tournament Games**9 **Rebecca Greenwell (2015)**3 Chelsea Gray (2011)3 Jessica Foley (2003)3 Monique Currie (2002)3 Rometra Craig (2001)**Top Freshmen Nationally...**

Azurá Stevens' 8.3 rebounds per game ranked tied eighth among freshmen nationally. Her 120 offensive rebounds ranked tied first nationally for rookies.

Rebecca Greenwell's 72 three-pointers ranked fourth most by rookies in the nation.

Greenwell and Stevens ranked 11th and 12th-among freshman scorers in the nation, respectively.

Most Offensive Rebounds by a Freshman in NCAA120 Alexa Hart (Ohio State)120 **Azura Stevens (Duke)**116 Kaylee Johnson (Stanford)

Most Three-Pointers by a Freshman in NCAA

127	Kelsey Mitchell (Ohio State)
90	Jasmine Sina (Binghamton)
81	Katelynn Flaherty (Michigan)
72	Rebecca Greenwell (Duke)
71	Alexa Giuliano (Columbia)

In the Duke NCAA Record Books...

Elizabeth Williams ranked second on Duke's NCAA Tournament career blocks list in only 13 games, while ranking fifth on the NCAA list.

Duke Blocked Shots in NCAA Action

62	Alison Bales (2004-07)
44	Elizabeth Williams (2012-15)
23	Alana Beard (2001-04)

Career Blocked Shots in NCAA Action

105	Brittany Griner, Baylor (2010-13)
62	Alison Bales, Duke (2004-07)
52	Sylvia Fowles, LSU (2005-08)
50	Stefanie Dolson, UConn (2011-14)
44	Elizabeth Williams, Duke (2012-15)
43	Courtney Paris, Oklahoma (2006-09)
43	Tina Charles, UConn (2007-10)

Block Watch...

Senior Elizabeth Williams needed nine swats to break the ACC career record for blocked shots, which is held by former Duke standout Alison Bales (434).

Williams ranked ninth on the NCAA career rejection list with 426. Against Buffalo, Florida State, Wake Forest and Maryland as a senior, she was held without a block for only the fifth time as a college player.

Freshman Scoring/Rebounding List...

Blue Devil rookies Rebecca Greenwell and Azurá Stevens moved up the Duke freshman scoring list in 2014-15.

Greenwell had 476 points, while Stevens had 466 points. Stevens pulled down a Duke freshman-record 271 rebounds.

Points

1.	509	Alana Beard, 2000-01
2.	502	Monique Currie, 2001-02
3.	476	Rebecca Greenwell, 2014-15
4.	466	Azurá Stevens, 2014-15
5.	461	Elizabeth Williams, 2011-12

Rebounds

1.	271	Azurá Stevens, 2014-15
2.	260	Chante Black, 2004-05
3.	259	Elizabeth Williams, 2011-12
4.	238	Chris Moreland, 1984-85
5.	209	Monique Currie, 2001-02
6.	188	Iciss Tillis, 2000-01
7.	187	Rebecca Greenwell, 2014-15

Greenwell Owns School Record for Threes...

Rookie Rebecca Greenwell had an outstanding freshman campaign, becoming the Duke record holder for three-pointers made and attempted.

Her 72 three-pointers made ranked first ahead of the previous record holder Abby Waner (50 in 2005-06). Greenwell also moved into third on the ACC single season list.

Greenwell attempted a Duke school-record 202 three-pointers and ranked second on the ACC freshman charts.

Duke Freshman Single Season Records**Three-Point Field Goals Made**

1.	72	Rebecca Greenwell, 2014-15
2.	50	Abby Waner, 2005-06

ACC Freshman Single Season Records**Three-Point Field Goals Made**

1.	85	Kaela Davis, Georgia Tech, 2013-14
2.	74	Kelly Hughes, Boston College, 2013-14
3.	72	Rebecca Greenwell, 2014-15
4.	71	Kara Lounsbury, Georgia Tech, 1988-89
5.	66	Jennifer Howard, NC State, 1993-94

Duke Single Season Record**Three-Point Field Goals Made**

1.	87	Tricia Liston, 2013-14
2.	80	Tricia Liston, 2012-13
3.	72	Rebecca Greenwell, 2014-15
4.	68	Abby Waner, 2006-07
	68	Jessica Foley, 2004-05

Regional Appearances...

Blue Devil head coach Joanne P. McCallie is one of only 10 coaches to lead three different programs to the NCAA Tournament -- Gary Blair (Stephen F. Austin, Arkansas, Texas A&M), Patricia Cage-Bibbs (Grambling, Hampton, North Carolina A&T), Tom Collen (Colorado State, Louisville, Arkansas), Jim Foster (St. Joseph's, Vanderbilt, Ohio State), Stephanie Gaitley (Richmond, St. Joseph's, Fordham), Larry Joe Inman (Middle Tennessee, Eastern Kentucky, Tennessee State), Joanne P. McCallie (Maine, Michigan State, Duke), Marianne Stanley (Old Dominion, Southern California, Stanford), Vivian Stringer (Cheyney, Iowa, Rutgers), Mark Trakh (Pepperdine, Southern California, New Mexico State).

Freshman Scoring Duos...

Duke's duo of Rebecca Greenwell and Azurá Stevens ranked as the third-highest freshman scoring duo in the nation (28.1), and the top among ACC teams.

In ACC games only, the Blue Devil tandem led the league with a 29.6 average.

Freshman Scoring Duos

37.1	-	Kelsey Mitchell & Alexa Hart, Ohio State
28.3	-	Jasmine Sina & Imani Watkins, Binghamton
28.1	-	Rebecca Greenwell & Azurá Stevens, Duke
25.3	-	Mariya Moore & Myisha Hines-Allen, Louisville

Duke's highest scoring freshman duos in school history prior to 2014-15 were --

25.7	-	Alana Beard & Iciss Tillis (2000-01)
22.1	-	Monique Currie & Wynter Whitley (2001-02)

Stevens Totaled Great Freshman Campaign...

Duke freshman Azurá Stevens showed she was one of the top freshmen in the nation. She had a team-high 14-game double-digit scoring streak. Stevens has totaled double-doubles in six out of the last 10 games.

Stevens had 10 double-doubles on the season, which tied a Duke freshman record. She became just the second Blue Devil freshman to notch three straight double-doubles (Chris Moreland, 1984-85).

Duke Nets 20 Wins...

With the victory against North Carolina March 1, Duke registered its 18th consecutive 20-win season and the 20th out of the last 21 years. Head Coach Joanne P. McCallie totaled her 20th different 20-win season over her 23-year coaching career and 11th straight.

Looking at the national scene, Tennessee owns a 39-year streak of reaching 20 wins, while Connecticut is second (22) and Duke's 18 straight years is third.

The ACC record for most consecutive 20-win seasons is 18 by Duke.

Henson to Return for Fifth Year...

Coming off playing a career-high 32 games and 667 minutes in 2014-15, senior Amber Henson decided to return for a fifth year in 2015-16, following graduation in May. With her two redshirt seasons, Henson actually has two seasons of eligibility remaining with the Blue Devils.

A native of Tampa, Fla., Henson has gone through six knee surgeries since arriving at Duke, after suffering an injury in high school. The 6-4 forward posted career highs in every stat category in 2014-15, while averaging 4.0 points, 4.0

rebounds, 1.3 assists and 0.9 blocks. Henson started 17-of-33 contests, including the final eight in a row.

All-ACC Honors...

The All-ACC teams were released with Elizabeth Williams on the first team and Azurá Stevens on the second team, after a vote of the Blue Ribbon Panel.

Along with second team All-ACC accolades, Stevens was named to the five-member All-ACC Freshman team. Duke redshirt freshman Rebecca Greenwell was not eligible for the All-ACC freshman team because she was not a true freshman.

Williams earned first team All-ACC accolades for the fourth straight year, becoming just the second student-athlete in league history to earn the award each of their four years. She joined former Duke National Player of the Year Alana Beard as the only other four-time recipient.

Williams was also selected ACC Defensive Player of the Year for the fourth straight season and earned the Kay Yow Award as the ACC Scholar-Athlete of the Year.

100 ACC Wins...

Head coach Joanne P. McCallie became the quickest ACC coach to reach the 100-win ACC mark with a 100-22 mark over her eight years with the Blue Devils. McCallie accomplished this feat in only 122 games.

Fastest to Reach 100 ACC Wins Games

122	Joanne P. McCallie (100-22)
129	Kay Yow, N.C. State (100-29)
150	Gail Goesten Kors, Duke (100-50)
151	Chris Weller, Maryland (100-51)

Williams on the Career Lists...

Senior Elizabeth Williams finished her career with 1,955 points and 1,078 rebounds over her Duke career. She finished her career ranking fourth on the Duke career points list.

In terms of rebounds, she became one of only two Duke players to notch 1,000 rebounds -- Chris Moreland (1,229). Moreland is the only Duke standout to register over 2,000 points and 1,000 rebounds.

Williams had 426 career blocked shots.

Tallest Team in School History...

Head coach Joanne P. McCallie had the tallest team in school history with an average height of 6-1. The Blue Devils featured nine players standing 6-0 or taller and seven players 6-3 or taller.

Comparing the ACC teams, Boston College (5-11), Georgia Tech (5-11) and Virginia Tech (5-11) were the next tallest teams in the league.

Frush Awarded Scholarship...

After being a walk-on the first three years, Jenna Frush was awarded a scholarship by head coach Joanne P. McCallie over the summer heading into her senior campaign.

Frush is a native of Durham, N.C., and has appeared in 34 career games.

Impressive Overall/ACC Record...

Since head coach Joanne P. McCallie took over the helm at Duke, she has posted some very impressive numbers. She owns the ACC record for winning percentage in ACC games as well as the record for winning percentage in all games and winning percentage in ACC Tournament contests.

ACC COACHING RECORDS

WINNING PCT. - ACC GAMES

Coach, School	W-L	Pct.
Joanne P. McCallie, Duke	100-22820
Gail Goesten Kors, Duke	180-56763
Debbie Ryan, Virginia	307-158660

2014-15 Honors

Sierra Calhoun

Preseason

- ACC Newcomer of the Year Watch List

Rebecca Greenwell

- All-ACC Academic Team
- ACC Freshman of the Week - Jan. 12

Preseason

- ACC Newcomer of the Year Watch List

Azura Stevens

- All-ACC Freshman Team (Coaches)
- All-ACC Freshman Team (Blue Ribbon)
- All-ACC Second Team (Blue Ribbon)
- ACC Freshman of the Week - March 2
- ACC Freshman of the Week - Feb. 23
- USBWA National Fr. of the Week - Feb. 10
- ACC Freshman of the Week - Feb. 9
- USBWA National Fr. of the Week - Dec. 23
- ACC Freshman of the Week - Dec. 22

Elizabeth Williams

- WBCA National Defensive Player of the Year
- WBCA All-America
- USBWA All-America
- AP All-America Second Team
- espnW Second Team All-America
- John R. Wooden Award Final Ballot
- All-ACC First Team (Coaches)
- All-ACC Defensive Team (Coaches)
- All-ACC Tournament First Team
- Kay Yow Award
- All-ACC Academic Team
- ACC Defensive Player of the Year
- All-ACC First Team (Blue Ribbon)
- Gen. Douglas MacArthur award at the Norfolk Sports Club - March 2
- Senior CLASS Award Finalist
- John R. Wooden Top 20 Candidate
- Naismith Award Top 30 Candidate
- CoSIDA Academic All-District III
- John R. Wooden Award Midseason List
- espnW National Player of the Week - Dec. 22
- ACC Player of the Week - Dec. 22
- Naismith Trophy Watch List
- WBCA All Good Works Team Nominee
- Top 30 John R. Wooden Award List
- Wade Watch Candidate - Top 25 List Preseason
- Associated Press All-America
- All-ACC
- Athlon First Team All-America
- Sporting News Second Team All-America
- Lindy's Magazine Second Team All-America

SEASON RESULTS

2015-16 WOMEN'S BASKETBALL MEDIA GUIDE

RECORD:	OVERALL	HOME	AWAY	NEUTRAL
ALL GAMES	23-11	17-1	5-8	1-2
CONFERENCE	11-5	8-0	3-5	0-0
NON-CONFERENCE	12-6	9-1	2-3	1-2

DATE	TIME	OPPONENT	SCORE	ATTENDANCE	HIGH POINTS	HIGH REBOUNDS
11-16-14	7:00 PM	at Alabama	W, 90-40	2765	(17) Rebecca Greenwell (17) Elizabeth Williams (17) Oderah Chidom	(12) Elizabeth Williams
11-20-14	7:00 PM	at Old Dominion	W, 82-66	3452	(22) Elizabeth Williams	(11) Ka'lia Johnson
11-23-14	2:00 PM	MARQUETTE	W, 83-51	4080	(22) Rebecca Greenwell	(12) Rebecca Greenwell
11-25-14	6:30 PM	BUFFALO	W, 88-54	3794	(21) Sierra Calhoun	(13) Rebecca Greenwell
11-28-14	6:30 PM	STONY BROOK	W, 72-42	4421	(13) Sierra Calhoun (13) Oderah Chidom	(12) Elizabeth Williams
11-30-14	12:00 PM	at #7/6 Texas A&M	L, 59-63	6123	(23) Rebecca Greenwell	(8) Amber Henson
12-03-14	6:32 PM	^ at #12/15 Nebraska	L, 54-60	7571	(16) Azurá Stevens	(9) Azurá Stevens
12-7-14	1:00 PM	#1/2 SOUTH CAROLINA	L, 50-51	6004	(12) Rebecca Greenwell	(12) Azura Stevens
12-17-14	6:30 PM	OKLAHOMA	W, 92-72	4006	(26) Elizabeth Williams	(20) Elizabeth Williams
12-19-14	6:30 PM	UMASS LOWELL	W, 95-48	3804	(19) Sierra Calhoun	(11) Azurá Stevens
12-21-14	3:00 PM	#8/8 KENTUCKY	W, 89-68	6043	(17) Azurá Stevens	(10) Elizabeth Williams
12-29-14	9:00 PM	at #2/2 Connecticut	L, 52-83	13514	(16) Azurá Stevens	(8) Elizabeth Williams
1-2-15	6:30 PM	N.C. A&T	W, 87-36	4886	(20) Rebecca Greenwell	(8) Azurá Stevens
1-4-15	2:00 PM	* WAKE FOREST	W, 70-63	4207	(18) Elizabeth Williams	(8) Elizabeth Williams
1-8-15	6:30 PM	* #21/21 SYRACUSE	W, 74-72	3899	(20) Rebecca Greenwell	(6) Azurá Stevens (6) Rebecca Greenwell
1-11-15	1:00 PM	* at #-/22 Florida State	L, 58-74	3536	(19) Rebecca Greenwell	(5) Rebecca Greenwell
1-15-15	6:30 PM	* VIRGINIA TECH	W, 65-40	4010	(21) Rebecca Greenwell	(13) Azurá Stevens
1-18-15	1:00 PM	* MIAMI	W, 68-53	4564	(24) Elizabeth Williams	(11) Elizabeth Williams
1-22-15	7:05 PM	* at Boston College	L, 56-60	1309	(24) Azurá Stevens	(9) Elizabeth Williams (9) Azurá Stevens
1-25-15	5:00 PM	* at #12/11 North Carolina	W, 74-67 (OT)	6822	(33) Elizabeth Williams	(14) Rebecca Greenwell
1-29-15	6:30 PM	* PITTSBURGH	W, 62-45	4333	(14) Azurá Stevens	(12) Azurá Stevens
2-2-15	7:00 PM	* #8/8 LOUISVILLE	W, 66-58	5790	(17) Azurá Stevens	(9) Elizabeth Williams (9) Azurá Stevens
2-5-15	7:00 PM	* at Wake Forest	W, 70-53	867	(24) Azurá Stevens	(6) Azurá Stevens
2-8-15	2:00 PM	* CLEMSON	W, 89-60	4455	(21) Elizabeth Williams	(12) Elizabeth Williams
2-12-15	7:00 PM	* at Virginia	W, 71-45	3333	(22) Rebecca Greenwell	(14) Azurá Stevens
2-16-15	9:00 PM	* at #4/4 Notre Dame	L, 50-63	8659	(18) Elizabeth Williams	(11) Elizabeth Williams
2-22-15	12:00 PM	* at NC State	L, 59-72	4896	(19) Elizabeth Williams	(10) Azurá Stevens
2-26-15	7:05 PM	* at Georgia Tech	L, 62-71	1153	(16) Rebecca Greenwell (16) Azurá Stevens	(14) Elizabeth Williams
3-1-15	3:00 PM	* #15/11 N.CAROLINA	W, 81-80	9314	(21) Azurá Stevens	(12) Azurá Stevens
3-6-15	11:00 PM	% vs Wake Forest	W, 77-68	11007	(21) Kendall Cooper	(16) Elizabeth Williams
3-7-15	12:00 PM	% vs #2/2 Notre Dame	L, 49-55	7108	(15) Elizabeth Williams	(8) Elizabeth Williams
3-20-15	12:00 PM	& ALBANY	W, 54-52	2712	(20) Rebecca Greenwell	(12) Elizabeth Williams
3-22-15	12:00 PM	/14 MISSISSIPPI STATE	W, 64-56	2293	(22) Azurá Stevens	(10) Azurá Stevens
3-28-15	1:30 PM	\$ vs #4/3 Maryland	L, 55-65	8686	(18) Elizabeth Williams	(9) Elizabeth Williams

* = Conference game

^ = ACC/Big 10 Challenge

% = ACC Tournament in Greensboro, N.C.

& = NCAA Tournament in Durham, N.C.

\$ = NCAA Tournament in Spokane, Wash.

ATTENDANCE SUMMARY	GAMES	TOTALS	AVG/GAME
HOME	18	82615	4590
AWAY	13	64000	4923
NEUTRAL	3	26801	8934
TOTAL	34	173416	5100

Overall Statistics

Record: 23-11 Home: 17-1 Away: 5-8 Neutral: 1-2

##	Player	GP	GS	TOTAL			3-PTS			FT	A	Pct	REBOUNDS				PF	DQ	AST	TO	Blk	Stl	Pts	PPG		
				Min	MPG	FG	A	Pct	FG				A	Pct	OR	DR									TR	RPG
01	Elizabeth Williams	32	32	1025	32.0	188	385	.488	0	0	.000	88	147	.599	125	163	288	9.0	70	1	81	92	95	48	464	14.5
11	Azura Stevens	33	26	950	28.8	194	379	.512	13	46	.283	65	109	.596	120	151	271	8.2	55	0	56	85	30	35	466	14.1
23	Rebecca Greenwell	34	34	1171	34.4	157	396	.396	72	202	.356	90	114	.789	46	141	187	5.5	54	1	70	107	8	66	476	14.0
22	Oderah Chidom	21	6	406	19.3	77	136	.566	0	0	.000	24	35	.686	37	68	105	5.0	52	0	39	43	18	21	178	8.5
14	Ka'lia Johnson	34	32	990	29.1	79	189	.418	22	62	.355	70	95	.737	29	108	137	4.0	93	1	126	87	6	59	250	7.4
30	Amber Henson	33	17	667	20.2	49	137	.358	10	33	.303	25	36	.694	42	89	131	4.0	63	0	43	59	30	22	133	4.0
21	Kendall Cooper	34	7	479	14.1	49	117	.419	0	3	.000	37	62	.597	32	94	126	3.7	60	1	30	55	24	18	135	4.0
34	Lynee Belton	8	0	66	8.3	11	17	.647	0	0	.000	8	13	.615	9	9	18	2.3	10	0	2	11	3	1	30	3.8
32	Erin Mathias	27	0	235	8.7	16	43	.372	0	1	.000	12	20	.600	11	42	53	2.0	27	0	6	11	3	5	44	1.6
12	Mercedes Riggs	32	2	415	13.0	16	59	.271	15	54	.278	4	7	.571	3	24	27	0.8	26	0	29	22	1	16	51	1.6
35	Jenna Frush	15	1	33	2.2	1	5	.200	1	3	.333	6	10	.600	0	6	6	0.4	1	0	1	2	0	1	9	0.6
TM	TEAM																									
	Total	34				875	1984	.441	151	466	.324	466	690	.675	530	1002	1532	45.1	537	4	501	623	221	306	2367	69.6
	Opponents	34				716	2071	.346	247	835	.296	327	495	.661	443	697	1140	33.5	593	-	435	537	114	283	2006	59.0

Score by Periods	1	2	OT	Total
Duke University	1125	1230	12	2367
Opponents	919	1082	5	2006

Atlantic Coast Conference Statistics

Record: 11-5 Home: 8-0 Away: 3-5 Finish: 4th

##	Player	GP	GS	TOTAL			3-PTS			FT	A	Pct	REBOUNDS				PF	DQ	AST	TO	Blk	Stl	Pts	PPG		
				Min	MPG	FG	A	Pct	FG				A	Pct	OR	DR									TR	RPG
01	Elizabeth Williams	16	16	531	33.2	96	199	.482	0	0	.000	58	91	.637	61	66	127	7.9	42	1	43	49	41	30	250	15.6
11	Azura Stevens	16	14	511	31.9	100	194	.515	7	24	.292	32	57	.561	58	79	137	8.6	25	0	34	50	17	21	239	14.9
23	Rebecca Greenwell	16	16	558	34.9	77	191	.403	37	104	.356	44	57	.772	23	57	80	5.0	26	1	29	53	3	23	235	14.7
14	Ka'lia Johnson	16	16	486	30.4	43	89	.483	13	37	.351	21	30	.700	12	52	64	4.0	45	1	60	39	3	29	120	7.5
22	Oderah Chidom	8	4	169	21.1	25	44	.568	0	0	.000	9	12	.750	11	27	38	4.8	16	0	10	20	6	7	59	7.4
21	Kendall Cooper	16	6	252	15.8	25	66	.379	0	1	.000	20	28	.714	16	53	69	4.3	30	0	14	27	14	7	70	4.4
30	Amber Henson	15	6	330	22.0	19	63	.302	5	20	.250	8	13	.615	23	46	69	4.6	31	0	22	35	16	10	51	3.4
12	Mercedes Riggs	16	1	253	15.8	10	38	.263	10	36	.278	0	1	.000	2	14	16	1.0	16	0	16	15	0	10	30	1.9
32	Erin Mathias	14	0	125	8.9	8	22	.364	0	0	.000	3	7	.429	6	23	29	2.1	11	0	3	6	1	2	19	1.4
35	Jenna Frush	7	1	10	1.4	0	1	.000	0	0	.000	2	2	1.000	0	2	2	0.3	0	0	0	2	0	0	2	0.3
TM	TEAM																									
	Total	16				403	907	.444	72	222	.324	197	298	.661	237	447	684	42.8	242	3	231	309	101	139	1075	67.2
	Opponents	16				345	978	.353	136	417	.326	150	221	.679	219	324	543	33.9	263	-	215	256	49	150	976	61.0

Score by Periods	1	2	OT	Total
Duke University	522	541	12	1075
Opponents	479	492	5	976

Miscellaneous Statistics

Date	Opponent	Result	Largest Lead				Paint		Off TOs		2nd Chance		Fastbreak		Rebounds		O. Rebounds		Bench Pts	
			Duke	Opp	Ties	LC	Duke	Opp	Duke	Opp	Duke	Opp	Duke	Opp	Duke	Opp	Duke	Opp	Duke	Opp
11/10	at California	W, 70-58	17	3	2	1	42	26	13	12	15	14	12	10	46	39	18	16	18	11
11/16	at Alabama	W, 90-40	50	--	--	--	48	12	28	12	15	0	8	6	55	22	13	5	41	8
11/20	at Old Dominion	W, 82-66	21	--	1	--	40	18	8	18	12	4	2	2	44	29	15	14	10	22
11/23	Marquette	W, 83-51	32	4	2	2	46	6	18	8	17	7	13	10	56	34	19	10	36	5
11/25	Buffalo	W, 88-54	36	--	1	--	46	14	16	14	27	4	6	8	69	31	28	10	37	8
11/28	Stony Brook	W, 72-42	30	--	--	--	36	8	18	4	21	13	11	0	56	31	25	12	26	9
11/30	at Texas A&M	L, 59-63	15	6	5	6	30	26	4	16	18	2	0	18	48	37	20	11	17	6
12/3	at Nebraska	L, 54-60	2	13	2	8	34	16	10	10	21	6	2	2	47	34	18	8	10	0
12/7	South Carolina	L, 50-51	6	7	3	6	24	32	19	16	11	11	4	6	44	36	16	12	17	17
12/17	Oklahoma	W, 92-72	26	5	1	4	46	22	20	17	26	10	13	8	57	23	23	7	18	43
12/19	UMass Lowell	W, 95-48	47	--	--	--	62	18	24	10	27	9	14	8	58	30	23	9	30	16
12/21	Kentucky	W, 89-68	24	--	--	--	42	38	14	21	13	12	4	12	48	40	13	26	26	40
12/29	at Connecticut	L, 52-83	4	32	2	4	20	36	13	24	12	15	2	17	32	38	15	13	12	13
1/2	N.C. A&T	W, 87-36	56	3	1	1	46	10	33	11	9	9	27	4	45	31	9	13	26	23
1/4	Wake Forest	W, 70-63	15	16	--	1	40	30	18	25	8	11	12	6	41	35	11	10	16	25
1/8	Syracuse	W, 74-72	15	--	1	--	30	16	18	28	6	10	6	11	35	37	5	19	15	17
1/11	at Florida State	L, 58-74	14	16	5	6	14	24	13	23	5	15	2	2	28	38	8	18	25	32
1/15	Virginia Tech	W, 65-40	26	3	2	4	28	10	19	8	12	13	10	5	41	29	10	13	14	5
1/18	Miami	W, 68-53	17	2	4	6	52	6	16	12	14	9	8	2	47	33	13	16	7	14
1/22	at Boston College	L, 56-60	9	12	4	9	32	14	13	11	15	11	2	3	45	34	17	13	0	10
1/25	at N. Carolina	W, 74-67 OT	8	12	8	5	46	18	12	16	16	14	2	15	61	47	23	19	4	10
1/29	Pittsburgh	W, 62-45	21	--	--	--	34	16	17	15	8	5	9	7	44	26	11	11	15	13
2/2	Louisville	W, 66-58	17	--	--	--	32	22	15	21	16	13	2	6	43	35	17	18	0	10
2/5	at Wake Forest	W, 70-53	20	2	1	3	38	24	28	10	11	4	6	2	34	32	12	8	9	20
2/8	Clemson	W, 89-60	35	1	1	2	44	12	29	16	11	7	5	12	41	29	14	10	16	45
2/12	at Virginia	W, 71-45	31	--	1	--	24	24	24	11	19	8	6	2	42	25	18	10	11	12
2/16	at Notre Dame	L, 50-63	9	19	1	1	30	24	8	19	17	15	0	4	45	37	20	12	7	17
2/22	at NC State	L, 59-72	5	13	1	6	32	6	5	28	21	7	2	13	50	33	19	11	2	0
2/26	at Georgia Tech	L, 62-71	4	18	0	1	42	24	19	14	16	19	9	4	48	41	24	17	11	17
3/1	North Carolina	W, 81-80	15	12	6	2	40	20	35	26	16	12	4	12	39	32	15	14	32	25
3/6	vs. Wake Forest	W, 77-68	18	--	--	--	40	28	26	15	6	17	2	4	40	44	14	24	23	18
3/7	vs. Notre Dame	L, 49-55	--	13	1	--	18	22	8	7	8	13	0	7	36	42	11	13	4	6
3/20	Albany	W, 54-52	8	4	1	11	18	22	15	33	4	12	5	4	47	31	13	14	7	8
3/22	Mississippi State	W, 64-56	15	6	2	8	34	10	12	20	12	7	5	5	42	31	12	12	3	25
3/28	vs. Maryland	L, 55-65	2	13	1	2	34	20	15	14	9	11	2	4	24	33	6	11	4	12

Other Miscellaneous Statistics (Season/Career)

Player	10+ Pts.	20+ Pts.	10+ Reb.	10+ Assists	3-Pt. Plays	Double-Doubles	Charges	First Sub	Individual Game Leaders		
									Points	Rebounds	Assists
O.Chidom	6 / 6	/ -	4 / 4	/ -	4 / 4	1 / 1	2 / 2	15 / 15	/ -	4 / 4	/ -
L. Belton	1 / 1	/ -	/ -	/ -	1 / 1	/ -	/ -	/ -	/ -	/ -	/ -
S. Calhoun	6 / 6	1 / 1	/ -	/ -	2 / 2	/ -	/ -	/ -	3 / 3	/ -	1 / 1
O.Chidom	9 / 15	/ -	2 / 6	/ -	3 / 7	2 / 3	1 / 3	8 / 23	2 / 2	/ 4	2 / 2
K.Cooper	4 / 5	1 / 1	/ 1	/ -	2 / 3	/ 1	1 / 1	8 / 10	1 / 1	/ 1	3 / 3
J.Frush	/ -	/ -	/ -	/ -	/ -	/ -	/ -	/ -	/ -	/ -	/ -
R.Greenwell	28 / 28	7 / 7	5 / 5	/ -	6 / 6	5 / 5	1 / 1	/ -	11 / 11	5 / 5	6 / 6
A.Henson	4 / 5	/ -	2 / 2	/ -	1 / 1	/ -	3 / 3	6 / 7	/ -	1 / 1	2 / 2
K.Johnson	11 / 17	/ -	2 / 3	1 / 1	4 / 9	2 / 2	12 / 20	2 / 16	/ -	1 / 4	22 / 25
E. Mathias	1 / 1	/ -	/ -	/ -	2 / 2	/ -	/ -	2 / 2	/ -	/ -	/ -
M. Riggs	/ -	/ -	/ -	/ -	/ -	/ -	4 / 4	7 / 7	/ -	/ -	1 / 1
A. Stevens	28 / 28	5 / 5	12 / 12	/ -	9 / 9	10 / 10	/ -	1 / 1	10 / 10	14 / 14	4 / 4
E.Williams	24 / 110	5 / 20	12 / 37	/ -	9 / 34	10 / 29	8 / 27	/ 3	11 / 39	16 / 62	10 / 14

The Blue Devils' Record When	
At home	17-1
On the road	5-8
At a neutral site	1-2
Against a top 25 opponent	6-8
Against a top 10 opponent	2-6
Against a top 5 opponent	0-5
In tournaments	3-2
On television	13-10
In white uniforms	17-1
In blue uniforms	3-3
In black uniforms	2-5
In blue/pink uniforms	0-2
In white/pink uniforms	1-0
On Sunday	9-3
On Monday	1-2
On Tuesday	1-0
On Wednesday	1-1
On Thursday	6-2
On Friday	5-0
On Saturday	0-2
Day Games	8-6
Night Games	14-5
Overtime Games	0-0
When the starters are:	
Williams, Greenwell, Calhoun, Henson, Johnson	5-0
Greenwell, Calhoun, Henson, Chidom, Johnson	0-1
Greenwell, Calhoun, Stevens, Chidom, Johnson	0-1
Greenwell, Calhoun, Stevens, Williams, Riggs	0-1
Greenwell, Calhoun, Stevens, Williams, Johnson	3-1
Greenwell, Calhoun, Stevens, Williams, Cooper	1-0
Greenwell, Stevens, Williams, Johnson, Cooper	4-1
Greenwell, Williams, Johnson, Cooper, Riggs	0-1
Greenwell, Williams, Johnson, Stevens, Chidom	4-0
Greenwell, Williams, Johnson, Stevens, Henson	6-5
Leading at the half	20-3
Trailing at the half	3-8
Tied at the half	0-0
Outrebounding opponent	21-7
Opponent outrebounds Duke	2-4
Equal rebounds	0-0
FG% equal/over .500	11-0
FG% equal/over .400	11-2
FG% below .400	1-9
Opponent FG% equal/over .400	5-4
Opponent FG% below .400	18-7
Duke has more turnovers	14-9
Opponent has more turnovers	9-2
Teams have equal turnovers	0-0
Scoring below 50 points	0-1
Scoring 50-59 points	1-9
Scoring 60-69 points	5-1
Scoring 70-79 points	7-0
Scoring 80-89 points	7-0
Scoring 90-99 points	3-0
Scoring 100+ points	0-0
When leading w/ 10 minutes left	22-2
When leading w/ 5 minutes left	22-2
When trailing w/ 10 minutes left	1-9
When trailing w/ 5 minutes left	0-9
When tied w/ 5 minutes left	1-0

Streaks		
Overall	Lost 1	
Unranked teams anywhere	Won 2	
Ranked teams anywhere	Lost 1	
Home	Won 14	
Home ACC	Won 11	
Home non-conference	Won 6	
Home unranked	Won 144	
Home unranked non-conference	Won 73	
Home ranked teams	Won 5	
Road	Lost 3	
Road ACC	Lost 3	
Road ranked teams	Lost 1	
Road unranked teams	Lost 2	
Neutral	Lost 2	
Neutral ranked teams	Lost 3	
Neutral unranked teams	Won 9	
Consecutive Games with a 3-Pointer Made		
Rebecca Greenwell	8	
Ka'lia Johnson	1	
Consecutive Free Throws Made		
Ka'lia Johnson	5	
Jenna Frush	3	
Elizabeth Williams	3	
Lyneé Belton	2	
Kendall Cooper	2	
Azurá Stevens	2	
Rebecca Greenwell	1	
Amber Henson	1	
Erin Mathias	1	
Mercedes Riggs	1	
Consecutive Double-Figure Scoring Games		
Azurá Stevens	14	
Elizabeth Williams	2	
Ka'lia Johnson	2	
Starts		
Elizabeth Williams	99 (80-19)	132 (107-25)
Ka'lia Johnson	21 (14-7)	37 (25-12)
Rebecca Greenwell	34 (23-11)	33 (23-11)
Amber Henson	8 (4-4)	22 (15-7)
Azurá Stevens	18 (12-6)	26 (17-9)
Oderah Chidom		6 (4-2)
Mercedes Riggs		2 (0-2)
Kendall Cooper		7 (5-2)
Games Played		
Elizabeth Williams	136 (111-25)	
Ka'lia Johnson	123 (100-23)	
Amber Henson	68 (52-16)	
Kendall Cooper	65 (49-16)	
Oderah Chidom	56 (44-12)	
Jenna Frush	49 (49-0)	
Rebecca Greenwell	34 (23-11)	
Azurá Stevens	33 (22-11)	
Erin Mathias	28 (20-8)	
Lyneé Belton	8 (5-3)	
Rankings		
In the AP Top 25	298 straight weeks	

[7/7] Duke 90, Alabama 40

Game 1 • November 16, 2014
Tuscaloosa, Ala. (Foster Auditorium)

Box score table for Duke vs Alabama with columns for FG, 3FG, FT, REB, PF, TP, A TO, B, S, Min and totals.

FG's (1st half: 19-28, 67.9%; 2nd half: 12-28, 42.9%)
3FG's (1st half: 2-4, 50.0%; 2nd half: 1-8, 12.5%)
FT's (1st half: 8-10, 80.0%; 2nd half: 17-24, 70.8%)

Box score table for Alabama players with columns for FG, 3FG, FT, REB, PF, TP, A TO, B, S, Min and totals.

FG's (1st half: 6-27, 22.2%; 2nd half: 8-28, 28.6%)
3FG's (1st half: 1-9, 11.1%; 2nd half: 2-13, 15.4%)
FT's (1st half: 2-3, 66.7%; 2nd half: 7-13, 53.8%)

Officials: Lisa Mattingly, Felicia Grinter, Jesse Dickerson
Attendance: 2765 • Technical Fouls: None.

Score by Periods table showing 1st, 2nd, and Total scores for Duke and Alabama.

[8/7] Duke 88, Buffalo 54

Game 4 • November 25, 2014
Durham, N.C. (Cameron Indoor Stadium)

Box score table for Duke vs Buffalo with columns for FG, 3FG, FT, REB, PF, TP, A TO, B, S, Min and totals.

FG's (1st half: 7-31, 22.6%; 2nd half: 9-33, 27.3%)
3FG's (1st half: 1-8, 12.5%; 2nd half: 5-13, 38.5%)
FT's (1st half: 10-14, 71.4%; 2nd half: 6-9, 66.7%)

Box score table for Duke players with columns for FG, 3FG, FT, REB, PF, TP, A TO, B, S, Min and totals.

FG's (1st half: 17-39, 43.6%; 2nd half: 16-36, 44.4%)
3FG's (1st half: 2-8, 25.0%; 2nd half: 3-7, 42.9%)
FT's (1st half: 0-2, 0.0%; 2nd half: 17-29, 58.6%)

Officials: Karen Gruca, Mark Hardcastle, Kevin Sparrock
Attendance: 3794 • Technical Fouls: None.

Score by Periods table showing 1st, 2nd, and Total scores for Duke and Buffalo.

[7/7] Duke 90, Old Dominion 66

Game 2 • November 20, 2014
Norfolk, Va. (Ted Constant Convocation Center)

Box score table for Duke vs Old Dominion with columns for FG, 3FG, FT, REB, PF, TP, A TO, B, S, Min and totals.

FG's (1st half: 17-34, 50.0%; 2nd half: 18-30, 60.0%)
3FG's (1st half: 2-9, 22.2%; 2nd half: 4-10, 40.0%)
FT's (1st half: 0-0, 0.0%; 2nd half: 6-8, 75.0%)

Box score table for Old Dominion players with columns for FG, 3FG, FT, REB, PF, TP, A TO, B, S, Min and totals.

FG's (1st half: 13-30, 43.3%; 2nd half: 15-37, 40.5%)
3FG's (1st half: 3-11, 27.3%; 2nd half: 5-14, 35.7%)
FT's (1st half: 2-6, 33.3%; 2nd half: 0-2, 0.0%)

Officials: Gina Cross, Angelica Suffren, Luis Gonzalez
Attendance: 3452 • Technical Fouls: None.

Score by Periods table showing 1st, 2nd, and Total scores for Duke and Old Dominion.

[8/7] Duke 72, Stony Brook 42

Game 5 • November 28, 2014
Durham, N.C. (Cameron Indoor Stadium)

Box score table for Duke vs Stony Brook with columns for FG, 3FG, FT, REB, PF, TP, A TO, B, S, Min and totals.

FG's (1st half: 6-25, 24.0%; 2nd half: 8-30, 26.7%)
3FG's (1st half: 3-10, 30.0%; 2nd half: 3-13, 23.1%)
FT's (1st half: 4-5, 80.0%; 2nd half: 4-6, 66.7%)

Box score table for Duke players with columns for FG, 3FG, FT, REB, PF, TP, A TO, B, S, Min and totals.

FG's (1st half: 9-31, 29.0%; 2nd half: 17-33, 51.5%)
3FG's (1st half: 3-13, 23.1%; 2nd half: 3-9, 33.3%)
FT's (1st half: 8-14, 57.1%; 2nd half: 6-13, 46.2%)

Officials: Timothy Bryant, Dawn Marsh, John Akins
Attendance: 4421 • Technical Fouls: None.

Score by Periods table showing 1st, 2nd, and Total scores for Duke and Stony Brook.

[7/7] Duke 83, Marquette 51

Game 3 • November 23, 2014
Durham, N.C. (Cameron Indoor Stadium)

Box score table for Duke vs Marquette with columns for FG, 3FG, FT, REB, PF, TP, A TO, B, S, Min and totals.

FG's (1st half: 7-33, 21.2%; 2nd half: 11-31, 35.5%)
3FG's (1st half: 3-17, 17.6%; 2nd half: 6-22, 27.3%)
FT's (1st half: 3-5, 60.0%; 2nd half: 3-4, 75.0%)

Box score table for Marquette players with columns for FG, 3FG, FT, REB, PF, TP, A TO, B, S, Min and totals.

FG's (1st half: 14-34, 41.2%; 2nd half: 16-37, 43.2%)
3FG's (1st half: 2-6, 33.3%; 2nd half: 2-7, 28.6%)
FT's (1st half: 12-12, 100.0%; 2nd half: 19-22, 86.4%)

Officials: Wesley Dean, Karen Preato, Daryl Humphrey
Attendance: 4080 • Technical Fouls: None.

Score by Periods table showing 1st, 2nd, and Total scores for Duke and Marquette.

[7/6] Texas A&M 63, [8/7] Duke 59

Game 6 • November 30, 2014
College Station, Texas (Reed Arena)

Box score table for Duke vs Texas A&M with columns for FG, 3FG, FT, REB, PF, TP, A TO, B, S, Min and totals.

FG's (1st half: 13-31, 41.9%; 2nd half: 9-35, 25.7%)
3FG's (1st half: 4-6, 66.7%; 2nd half: 1-7, 14.3%)
FT's (1st half: 3-3, 100.0%; 2nd half: 7-9, 77.8%)

Box score table for Duke players with columns for FG, 3FG, FT, REB, PF, TP, A TO, B, S, Min and totals.

FG's (1st half: 9-29, 31.0%; 2nd half: 15-31, 48.4%)
3FG's (1st half: 0-7, 0.0%; 2nd half: 2-5, 40.0%)
FT's (1st half: 3-5, 60.0%; 2nd half: 10-13, 76.9%)

Officials: Beverly Roberts, Michael McConnell, Bruce Morris
Attendance: 6123 • Technical Fouls: None.

Score by Periods table showing 1st, 2nd, and Total scores for Duke and Texas A&M.

[11/11] Duke 71, Virginia 45

Game 25 • February 12, 2015
Charlottesville, VA (John Paul Jones Arena)

Table with columns: Duke, FG, 3FG, FT, REB, PF, TP, A TO, B S Min. Includes player stats for Cooper, Williams, Stevens, Johnson, Greenwell, Riggs, Henson, Mathias, Frush, TEAM, and Totals.

FG's (1st half: 16-33, 48.5%; 2nd half: 10-26, 38.5%)
3FG's (1st half: 2-10, 20.0%; 2nd half: 4-9, 44.4%)
FT's (1st half: 6-6, 100.0%; 2nd half: 7-11, 63.6%)

Table with columns: Virginia, FG, 3FG, FT, REB, PF, TP, A TO, B S Min. Includes player stats for Venson, Mason, Randolph, Moses, Imovbioh, Barnette, Suarez, Huland El, Umeri, TEAM, and Totals.

FG's (1st half: 9-25, 36.0%; 2nd half: 10-27, 37.0%)
3FG's (1st half: 0-6, 0.0%; 2nd half: 2-5, 40.0%)
FT's (1st half: 3-5, 60.0%; 2nd half: 2-3, 66.7%)

Officials: Bryan Burnette, Dennis DeMayo, Bruce Morris
Attendance: 3333 • Technical Fouls: None.

Score by Periods table with columns: 1st, 2nd, Total. Shows Duke and Virginia scores.

[11/11] Duke 50, [4/4] Notre Dame 63

Game 26 • February 16, 2015
Notre Dame, Ind. (Purcell Pavilion)

Table with columns: Duke, FG, 3FG, FT, REB, PF, TP, A TO, B S Min. Includes player stats for Stevens, Cooper, Williams, Johnson, Greenwell, Riggs, Henson, Mathias, TEAM, and Totals.

FG's (1st half: 10-28, 35.7%; 2nd half: 11-34, 32.4%)
3FG's (1st half: 0-8, 0.0%; 2nd half: 0-4, 0.0%)
FT's (1st half: 4-6, 66.7%; 2nd half: 4-10, 40.0%)

Table with columns: Notre Dame, FG, 3FG, FT, REB, PF, TP, A TO, B S Min. Includes player stats for Turner, Reimer, Allen, Mabrey, Loyd, Holloway, Cable, Huffman, Wright, Westbeld, Thompson, TEAM, and Totals.

FG's (1st half: 12-29, 41.4%; 2nd half: 11-29, 37.9%)
3FG's (1st half: 6-13, 46.2%; 2nd half: 3-10, 30.0%)
FT's (1st half: 4-6, 66.7%; 2nd half: 4-6, 66.7%)

Officials: Denise Brooks, Cameron Inouye, Daryl Humphrey
Attendance: 8659 • Technical Fouls: None.

Score by Periods table with columns: 1st, 2nd, Total. Shows Duke and Notre Dame scores.

[10/12] Duke 59, NC State 72

Game 27 • February 22, 2015
Raleigh, N.C. (Reynolds Coliseum)

Table with columns: Duke, FG, 3FG, FT, REB, PF, TP, A TO, B S Min. Includes player stats for Stevens, Henson, Williams, Johnson, Greenwell, Riggs, Cooper, Mathias, TEAM, and Totals.

FG's (1st half: 10-27, 37.0%; 2nd half: 12-30, 40.0%)
3FG's (1st half: 0-6, 0.0%; 2nd half: 3-12, 25.0%)
FT's (1st half: 5-8, 62.5%; 2nd half: 7-12, 58.3%)

Table with columns: NC State, FG, 3FG, FT, REB, PF, TP, A TO, B S Min. Includes player stats for Brown, Spencer, Mathurin, Wilson, Schuhmacher, Williams, Nelson, TEAM, and Totals.

FG's (1st half: 11-33, 33.3%; 2nd half: 8-25, 32.0%)
3FG's (1st half: 7-13, 53.8%; 2nd half: 5-12, 41.7%)
FT's (1st half: 2-3, 66.7%; 2nd half: 20-23, 87.0%)

Officials: Carla Fountain, Kathleen Lynch, Pualani Spurlock
Attendance: 4896 • Technical Fouls: None.

Score by Periods table with columns: 1st, 2nd, Total. Shows Duke and NC State scores.

Duke 62, Georgia Tech 71

Game 28 • February 26, 2015
Atlanta, Ga. (McCamish Pavilion)

Table with columns: Duke, FG, 3FG, FT, REB, PF, TP, A TO, B S Min. Includes player stats for Williams, Stevens, Henson, Johnson, Greenwell, Riggs, Cooper, Mathias, TEAM, and Totals.

FG's (1st half: 7-34, 20.6%; 2nd half: 19-39, 48.7%)
3FG's (1st half: 1-10, 10.0%; 2nd half: 2-8, 25.0%)
FT's (1st half: 4-6, 66.7%; 2nd half: 3-4, 75.0%)

Table with columns: Georgia Tech, FG, 3FG, FT, REB, PF, TP, A TO, B S Min. Includes player stats for O'Neil, Rogers, Tifford, Whiteside, Davis, Vuckovic, Avram, Peresson, TEAM, and Totals.

FG's (1st half: 13-32, 40.6%; 2nd half: 12-31, 38.7%)
3FG's (1st half: 4-12, 33.3%; 2nd half: 4-9, 44.4%)
FT's (1st half: 3-4, 75.0%; 2nd half: 10-13, 76.9%)

Officials: Joe Cunningham, Angelica Suffren, Norma Jones
Attendance: 1153 • Technical Fouls: None.

Score by Periods table with columns: 1st, 2nd, Total. Shows Duke and Georgia Tech scores.

[16/17] Duke 81, [15/11] UNC 80

Game 28 • March 1, 2015
Durham, N.C. (Cameron Indoor)

Table with columns: UNC, FG, 3FG, FT, REB, PF, TP, A TO, B S Min. Includes player stats for Mavunga, Coleman, Rootree, Gray, Bryant, Cherry, Butts, Washington, Summers, TEAM, and Totals.

FG's (1st half: 14-29, 48.3%; 2nd half: 14-35, 40.0%)
3FG's (1st half: 7-11, 63.6%; 2nd half: 7-15, 46.7%)
FT's (1st half: 5-6, 83.3%; 2nd half: 5-7, 71.4%)

Table with columns: Duke, FG, 3FG, FT, REB, PF, TP, A TO, B S Min. Includes player stats for Stevens, Henson, Williams, Johnson, Greenwell, Riggs, Cooper, Mathias, TEAM, and Totals.

FG's (1st half: 12-30, 40.0%; 2nd half: 17-26, 65.4%)
3FG's (1st half: 1-4, 25.0%; 2nd half: 3-8, 37.5%)
FT's (1st half: 4-6, 66.7%; 2nd half: 15-21, 71.4%)

Officials: Eric Brewton, Billy Smith, Maj Forsberg
Attendance: 9314 • Technical Fouls: None.

Score by Periods table with columns: 1st, 2nd, Total. Shows UNC and Duke scores.

[16/16] Duke 77, Wake Forest 68

Game 29 • March 6, 2015
Greensboro, N.C. (Greensboro Coliseum)

Table with columns: Wake Forest, FG, 3FG, FT, REB, PF, TP, A TO, B S Min. Includes player stats for Hamby, Ball, Campbell, Taylor, Calicott, Jones, Atkinson, Quinn, Floyd, TEAM, and Totals.

FG's (1st half: 7-37, 18.9%; 2nd half: 15-28, 53.6%)
3FG's (1st half: 0-6, 0.0%; 2nd half: 3-10, 30.0%)
FT's (1st half: 7-14, 50.0%; 2nd half: 14-18, 77.8%)

Table with columns: Duke, FG, 3FG, FT, REB, PF, TP, A TO, B S Min. Includes player stats for Stevens, Henson, Williams, Johnson, Greenwell, Riggs, Cooper, Mathias, TEAM, and Totals.

FG's (1st half: 13-28, 46.4%; 2nd half: 13-29, 44.8%)
3FG's (1st half: 1-5, 20.0%; 2nd half: 1-5, 20.0%)
FT's (1st half: 9-10, 90.0%; 2nd half: 14-24, 58.3%)

Officials: Joe Vaszily, Carla Fountain, Bruce Morris
Attendance: 11,007 • Technical Fouls: None.

Score by Periods table with columns: 1st, 2nd, Total. Shows Wake Forest and Duke scores.

Duke Tradition

Individual Honors.....	72-76
Coaching Honors.....	76
Academic Honors	77
Letterwinners.....	78-79
All-Time Jersey Numbers	80
Retired Jerseys.....	81
Year-by-Year Coaching Staffs	82
Duke in the ACC Tournament & WNIT.....	83-84
Duke in the NCAA Tournament.....	85
In Season Tournament Results	86
Duke in the Associated Press Rankings.....	87
Duke in the USA Today Rankings.....	88
Duke in the WNBA & ABL.....	89
International Hoops	90

Naismith Award -- National Player of the Year

Lindsey Harding (2007)

Wooden Award -- National Player of the Year

Alana Beard (2004)

State Farm Wade Trophy -- National Player of the Year

Alana Beard (2004)

Associated Press -- National Player of the Year

Alana Beard (2004)

U.S. Basketball Writers Association (USBWA) -- National Player of the Year

Alana Beard (2004)

Victor Award -- National Player of the Year

Alana Beard (2003)

ESPN.com -- National Player of the Year

Alana Beard (2004, 2003)

Lindsey Harding (2007)

U.S. Basketball Writers Association (USBWA) -- National Freshman of the Year

Alana Beard (2001)

Elizabeth Williams (2012)

Basketball Times -- National Freshman of the Year

Elizabeth Williams (2012)

ESPN.com -- National Freshman of the Year

Elizabeth Williams (2012)

WBCA -- National Defensive Player of the Year

Lindsey Harding (2007)

Elizabeth Williams (2015)

Sports Illustrated for Women -- National Freshman of the Year

Alana Beard (2001)

Sports Illustrated -- National Freshman of the Year

Alana Beard (2001)

Women's Basketball Journal -- National Freshman of the Year

Alana Beard (2001)

WomensCollegeHoops.com -- National Freshman of the Year

Alana Beard (2001)

CBS Sportsline -- National Freshman of the Year

Alana Beard (2001)

Frances Pomeroy Naismith Award

Lindsey Harding (2007)

Senior Class Award

Alison Bales (2007)

Alana Beard (2004)

Joy Cheek (2010 - finalist)

Monique Currie (2006 - finalist)

Haley Peters (2014 - finalist)

Jasmine Thomas (2011 - finalist)

Elizabeth Williams (2015 - finalist)

Abby Warner (2009 - finalist)

Wade Trophy Finalist for National Player of the Year

Alison Bales (2007)

Alana Beard (2004, 2003)

Chante Black (2008)

Monique Currie (2006, 2005)

Lindsey Harding (2007)

Iciss Tillis (2003)

Jasmine Thomas (2010)

Elizabeth Williams (2015)

Naismith Finalist for National Player of the Year

Alana Beard (2004, 2003, 2002)

Monique Currie (2005)

Lindsey Harding (2007)

Georgia Schweitzer (2001)

Iciss Tillis (2004, 2003)

Jasmine Thomas (2010)

Wooden Award Finalist for National Player of the Year

Alana Beard (2004)

Monique Currie (2006, 2005)

Chelsea Gray (2013)

Lindsey Harding (2007)

Jasmine Thomas (2011, 2010)

Elizabeth Williams (2015, 2013, 2012)

Honda Award Nominee for National Player of the Year

Alana Beard (2004, 2003, 2002)

Monique Currie (2005)

Lindsey Harding (2007)

Kodak/WBCA Coaches All-America

Alana Beard (2004, 2003, 2002)

Monique Currie (2006, 2005)

Chelsea Gray (2013)

Lindsey Harding (2007)

Georgia Schweitzer (2001)

Iciss Tillis (2003)

Michele Van Gorp (1999)

Elizabeth Williams (2015)

Associated Press All-America

Alison Bales (2007-3rd)

Alana Beard (2004-1st, 2003-1st, 2002-1st; 2001-HM)

Chante Black (2009-3rd, 2008-HM)

Monique Currie (2006-2nd, 2005-1st)

Nicole Erickson (1999-HM)

Chelsea Gray (2013-2nd, 2012-HM)

Lindsey Harding (2007-1st, 2006-HM)

Tricia Liston (2014-3rd)

Georgia Schweitzer (2001-3rd)

Iciss Tillis (2004-HM, 2003-HM, 2002-HM)

Jasmine Thomas (2011-2nd, 2010-3rd)

Michele Van Gorp (1999-3rd)

Abby Warner (2008-HM, 2007-HM)

Elizabeth Williams (2015-2nd, 2014-3rd, 2013-3rd, 2012-3rd)

John R. Wooden Award All-America

Alana Beard (2004)

Monique Currie (2006, 2005)

Lindsey Harding (2007)

United States Basketball Writers Association (USBWA) All-America

Alison Bales (2007)

Alana Beard (2004, 2003, 2002)

Chante Black (2009)

Monique Currie (2006, 2005)

Chelsea Gray (2012)

Lindsey Harding (2007)

Georgia Schweitzer (2001)

Jasmine Thomas (2010)

Elizabeth Williams (2015)

Women's Basketball News Service All-America

Alana Beard (2004-1st, 2003-1st; 2001-3rd)
Chris Moreland (1988-1st)

AWSF/FAST Break All-America

Sue Harnett (1991-3rd)

State Farm/Kodak WBCA District II All-America

Alison Bales (2007)
Alana Beard (2004, 2003, 2002, 2001)
Chante Black (2008)
Monique Currie (2006, 2005)
Chelsea Gray (2013, 2012)
Tyish Hall (1996)
Lindsey Harding (2007, 2006)
Hilary Howard (1998)
Tricia Liston (2014)
Katie Meier (1990)
Chris Moreland (1988, 1986)
Georgia Schweitzer (2001, 2000)
Iciss Tillis (2004, 2003, 2002)
Jasmine Thomas (2011, 2010)
Elizabeth Williams (2015, 2013, 2012)

Basketball Times Freshman All-America

Alana Beard (2001)

WomensCollegeHoops.com Freshman All-America

Monique Currie (2002)

Women's Basketball Journal Freshman All-America

Alana Beard (2001-1st)

Basketball Yearbook Freshman All-America

Katie Meier (1986)

Women's Basketball Journal Defensive All-America

Peppi Browne (2000)
Rochelle Parent (2001-2nd)

NCAA Final Four All-Tournament Team

Alison Bales (2006)
Alana Beard (2003)
Monique Currie (2006)
Nicole Erickson (1999)
Michele Van Gorp (1999)

NCAA All-Region2012 (Norfolk Region)

Alexis Jones, Tricia Liston

2011 (Fresno Region)

Chelsea Gray, Elizabeth Williams

2011 (Philadelphia Region)

Karima Christmas, Jasmine Thomas

2010 (Memphis Region)

Joy Cheek, Karima Christmas, Jasmine Thomas

2008 (Oklahoma City Region)

Chante Black

2007 (Greensboro Region)

Alison Bales

2006 (Bridgeport Region)

Alison Bales - MVP, Abby Waner

2005 (Chattanooga Region)

Monique Currie, Mistie Williams

2004 (Mideast)

Alana Beard, Monique Currie

2003 (Midwest)

Alana Beard - MVP, Iciss Tillis

2002 (East)

Alana Beard - MVP, Sheana Mosch, Michele Matyasovsky

2001 (West)

Alana Beard

1999 (East)

Georgia Schweitzer - MVP, Nicole Erickson, Michele Van Gorp

1998 (West)

Peppi Browne, Nicole Erickson

ACC Athlete of the Year (Mary Garber Award)

Alana Beard (2003)

Lindsey Harding (2007)

ACC Player of the Year

Alana Beard (2004, 2003, 2002)

Monique Currie (2005)

Chelsea Gray (2013 - Co-POY voted by coaches)

Lindsey Harding (2007)

Chris Moreland (1987)

Georgia Schweitzer (2001, 2000)

ACC Rookie of the Year

Alana Beard (2001)

Katie Meier (1986)

Chris Moreland (1985)

Elizabeth Williams (2012)

All-ACC

Alison Bales (2007-1st)

Mistie Bass (2006-2nd, 2005-3rd, 2004-3rd)

Alana Beard (2004-1st, 2003-1st, 2002-1st, 2001-1st)

Chante Black (2009-1st, 2008-2nd)

Peppi Browne (2000-1st)

Joy Cheek (2010-3rd)

Monique Currie (2006-1st, 2005-1st, 2004-2nd, 2002-2nd)

Ali Day (1996-2nd, 1995-1st)

Nicole Erickson (1999, 1998-2nd)

Jessica Foley (2005-3rd)

Connie Goins (1986-2nd)

Chelsea Gray (2013-1st, 2012-1st)

Tyish Hall (1997, 1996-2nd)

Lindsey Harding (2007-1st, 2006-2nd, 2004-3rd)

Sue Harnett (1991-2nd, 1989-2nd)

Hilary Howard ('99-2nd, 1998-1st)

Carey Kauffman (1995, 1994-2nd)

Vicki Krapohl (2003-3rd)

Tricia Liston (2014-1st)

Katie Meier (1990-1st)

Chris Moreland (1988-2nd, 1987-1st, 1986-1st, 1985-2nd)

Sheana Mosch (2001-3rd)

Kira Orr (1997-2nd)

Haley Peters (2013-2nd, 2012-3rd)

Georgia Schweitzer (2001-1st, 2000-1st)

Azurá Stevens (2015-2nd)

Iciss Tillis (2004-1st, 2003-1st, 2002-1st)
 Jasmine Thomas (2011-1st, 2010-1st)
 Krystal Thomas (2011-3rd)
 Michele Van Gorp (1999-1st)
 Abby Waner (2008-3rd, 2007-2nd)
 Elizabeth Williams (2015-1st, 2014-1st, 2013-1st, 2012-1st)

ACC All-Freshman Team (Voted by league head coaches - started in 2012-13)

Chelsea Gray (2013-1st)
 Alexis Jones (2014-2nd)
 Tricia Liston (2014-1st, 2013-2nd)
 Elizabeth Williams (2015-1st, 2014-1st, 2013-1st)

ACC All-Freshman Team

Mistie Bass (2003)
 Alana Beard (2001)
 Payton Black (1996)
 Peppi Browne (1997)
 Monique Currie (2002)
 Krista Gingrich (1999)
 Chelsea Gray (2011)
 Lindsey Harding (2003)
 Alexis Jones (2013)
 Michele Matyasovsky (2000)
 Sheana Mosch (2000)
 Jennifer Scanlon (1993)
 Georgia Schweitzer (1998)
 Wanisha Smith (2005)
 Azurá Stevens (2015)
 Iciss Tillis (2001)
 Allison Vernerey (2010)
 Abby Waner (2006)
 Wynter Whitley (2002)
 Elizabeth Williams (2012)

ACC All-Freshman Team (Voted by league head coaches - started in 2012-13)

Alexis Jones (2013)
 Azurá Stevens (2015)

ACC Defensive Player of the Year

Chante Black (2009)
 Lindsey Harding (2007, 2006)
 Elizabeth Williams (2015, 2014, 2013, 2012)

ACC All-Defensive Team

Allison Bales (2007, 2005)
 Alana Beard (2004, 2003, 2002, 2001)
 Chante Black (2009)
 Peppi Browne (2000)
 Chelsea Gray (2013)
 Lindsey Harding (2007, 2006, 2004)
 Keturah Jackson (2010)
 Rochelle Parent (2002, 2001)
 Jasmine Thomas (2011)
 Iciss Tillis (2002)
 Elizabeth Williams (2015, 2014, 2013, 2012)

ACC Tournament MVP

Monique Currie (2002)
 Alexis Jones (2013)
 Georgia Schweitzer (2001)
 Jasmine Thomas (2011, 2010)
 Iciss Tillis (2004, 2003)

ACC All-Tournament Team

Alison Bales (2007-2nd)
 Mistie Bass (2004-2nd)
 Alana Beard (2004-1st, 2003-1st, 2002-1st, 2001-1st)

Chante Black (2005-2nd)
 Payton Black (1996-2nd)
 Joy Cheek (2010-1st, 2008-2nd)
 Karima Christmas (2011-1st, 2010-1st)
 Monique Currie (2006-2nd, 2005-1st, 2004-2nd)
 Ali Day (1995-2nd)
 Nicole Erickson (1998-2nd)
 Carrem Gay (2009-1st)
 Krista Gingrich (2002-2nd)
 Chelsea Gray (2012-2nd, 2011-2nd)
 Lindsey Harding (2003-2nd)
 Hilary Howard (1998-1st)
 Tricia Liston (2014-1st, 2013-2nd)
 Michele Matyasovsky (2001-2nd)
 Katie Meier (1990)
 Chris Moreland (1985)
 Sheana Mosch (2003-2nd, 2000-2nd)
 Kira Orr (1997-1st, 1996-1st, 1995-1st)
 Rochelle Parent (2001-1st)
 Haley Peters (2014-2nd, 2013-1st)
 Lauren Rice (2000-1st)
 Georgia Schweitzer (2000-1st)
 Iciss Tillis (2002-2nd)
 Michele Van Gorp (1999-2nd)
 Abby Waner (2009-1st, 2008-1st, 2007-1st)
 Missy West (2000-2nd)
 Elizabeth Williams (2015-1st, 2014-1st, 2013-1st)

ACC Players of the Week

2014-15 - Elizabeth Williams
 2013-14 - Chelsea Gray (two times), Tricia Liston
 2012-13 - Tricia Liston, Elizabeth Williams, Chelsea Gray
 2011-12 - Chelsea Gray (two times)
 2010-11 - Jasmine Thomas
 2009-10 - Jasmine Thomas
 2006-07 - Alison Bales, Lindsey Harding (two times), Wanisha Smith,
 Abby Waner
 2005-06 - Monique Currie (two times), Lindsey Harding
 2004-05 - Monique Currie (two times)
 2003-04 - Mistie Bass, Iciss Tillis, Alana Beard (six times)
 2002-03 - Alana Beard (six times), Iciss Tillis (four times)
 2001-02 - Alana Beard (five times)
 2000-01 - Alana Beard, Sheana Mosch
 1999-00 - Georgia Schweitzer (two times)
 1998-99 - Nicole Erickson (three times), Michele Van Gorp
 1997-98 - Hilary Howard, Michele Van Gorp
 1996-97 - Payton Black, Tyish Hall
 1995-96 - Tyish Hall (four times)
 1994-95 - Ali Day (two times), Carey Kauffman
 1993-94 - Carey Kauffman
 1990-91 - Sue Harnett
 1989-90 - Katie Meier (two times)
 1988-89 - Sue Harnett
 1987-88 - Katie Meier, Chris Moreland
 1986-87 - Katie Meier, Chris Moreland
 1985-86 - Connie Goins
 1984-85 - Chris Moreland (two times)
 1983-84 - Maura Hertzog

► *Alana Beard holds the ACC record with 18 ACC Player of the Week Selections*

ACC Rookies of the Week

2014-15 - Azurá Stevens (four times), Rebecca Greenwell
 2012-13 - Alexis Jones (three times)

2011-12 - Elizabeth Williams (nine times - Tied ACC Record)
 2010-11 - Chelsea Gray
 2009-10 - Allison Vernerey
 2007-08 - Krystal Thomas
 2006-07 - Joy Cheek
 2005-06 - Abby Waner (two times)
 2004-05 - Chante Black, Wanisha Smith (three times)
 2002-03 - Mistie Bass (two times), Jessica Foley, Lindsey Harding
 2001-02 - Monique Currie (five times), Wynter Whitley
 2000-01 - Alana Beard (seven times), Rometra Craig, Iciss Tillis (two times)
 1997-98 - Georgia Schweitzer
 1996-97 - Peppi Browne (two times)
 1995-96 - Payton Black (three times), Nazrawit Medhanie
 1992-93 - Jen Scanlon
 1990-91 - Shannon Wills

*** Since 2000-01, Duke has swept the ACC Player and Rookie of the Week selections a total of 10 times --*

Dec. 22, 2014 - Elizabeth Williams (POW), Azurá Stevens (ROW)
 Jan. 23, 2012 - Chelsea Gray (POW), Elizabeth Williams (ROW)
 Dec. 6, 2009 - Jasmine Thomas (POW), Allison Vernerey (ROW)
 Dec. 26, 2006 - Lindsey Harding (POW), Joy Cheek (ROW)
 March 3, 2003 - Iciss Tillis (POW), Jessica Foley (ROW)
 Dec. 9, 2002 - Alana Beard (POW), Mistie Bass (ROW)
 Feb. 25, 2002 - Alana Beard (POW), Wynter Whitley (ROW)
 Dec. 10, 2001 - Alana Beard (POW), Monique Currie (ROW)
 Jan. 29, 2001 - Sheana Mosch (POW), Iciss Tillis (ROW)
 Jan. 15, 2001 - Alana Beard (POW & ROW)

ACC Rookies of the Week - All-Time ACC List for Most in a Season

2011-12 - Elizabeth Williams, Duke (9)
 1992-93 - Tracy Conner, Wake Forest (9)
 2006-07 - Monica Wright, Virginia (8)
 1998-99 - Niesha Butler, Georgia Tech (7)
 2000-01 - Alana Beard, Duke (7)
 2010-11 - Alyssa Thomas, Maryland (7)
 1991-92 - Charlotte Smith, North Carolina (6)
 1997-98 - Tynesha Lewis, N.C. State (6)
 2001-02 - Brandi Teamer, Virginia (6)
 2002-03 - LaTangela Atkinson, North Carolina (6)

ACC All-Star Team

Windsor Coggeshall (1994)
 Tyish Hall (1994)
 Jennifer Scanlon (1993)

U.S. Olympic Festival

Payton Black (1995)
 Debbie Leonard (coach - 1987)
 Chris Moreland (1986)
 Kira Orr (1994, 1995)

NCAIAW Division I All-Star Team

Barb Krause (1981-1st)

ESPN The Magazine Shooting Guard of the Year

Alana Beard (2002)

ESPN The Magazine Power Forward of the Year

Iciss Tillis (2002 - nominee)

Robin Roberts/WBCA Broadcasting Scholarship

Lindsey Harding (2007)

Nancy Lieberman Step Up Award Nominee (Top Point Guard)

Alana Beard (2002)
 Chelsea Gray (2014, 2013 - finalist, 2012 - finalist)
 Lindsey Harding (2007 - winner, 2006, 2004)
 Georgia Schweitzer (2001)
 Jasmine Thomas (2011, 2010)

WBCA All-Star Challenge

Mistie Bass (2006)
 Alana Beard (2004)
 Monique Currie (2006)
 Georgia Schweitzer (2001)
 Iciss Tillis (2004)

Mountain Dew Three-Point Championship

Vicki Krapohl (2004)

All-Time All-Tournament Team Selections

2013 - Paradise Jam - Tricia Liston - MVP, Elizabeth Williams
 2012 - Women of Troy - Chelsea Gray - MVP, Elizabeth Williams
 2011 - Junkanoo Jam - Elizabeth Williams, Chelsea Gray
 2009 - Women of Troy Classic - Chante Black - MVP, Jasmine Thomas
 2008 - Paradise Jam - Chante Black
 2007 - Blue Sky Classic - Lindsey Harding - MVP, Abby Waner
 2006 - Duke Classic - Lindsey Harding - MVP, Mistie Bass
 2006 - Surf'N Slam Classic - Monique Currie - MVP, Chante Black, Mistie Williams
 2005 - Sportsview.tv WNIT - Monique Currie
 2004 - Duke Classic - Alana Beard - MVP, Monique Currie, Iciss Tillis
 2004 - LMU Marina Beach Classic - Alana Beard - MVP, Monique Currie
 2003 - South Padre Shootout - Alana Beard - MVP, Sheana Mosch, Jessica Foley
 2003 - Duke Classic - Alana Beard - MVP, Iciss Tillis
 2002 - Paradise Jam - Alana Beard - MVP, Iciss Tillis
 2002 - Duke Classic - Alana Beard - MVP, Iciss Tillis
 2002 - South Padre Shootout - Alana Beard - MVP, Sheana Mosch, Jessica Foley
 2001 - Duke Classic - Alana Beard
 2000 - Women's Sports Foundation Classic - Alana Beard - MVP, Georgia Schweitzer, Iciss Tillis
 2000 - Duke Classic - Georgia Schweitzer - MVP, Alana Beard, Rometra Craig
 2000 - Fun in the Sun Shootout - Georgia Schweitzer - MVP, Sheana Mosch
 1999 - Sun Splash Shootout - Peppi Browne - MVP, Georgia Schweitzer
 1999 - Duke Classic - Georgia Schweitzer - MVP, Peppi Browne
 1998 - Duke Classic - Nicole Erickson - MVP, Michele Van Gorp
 1998 - Nike Four in the Fall - Michele Van Gorp
 1997 - State Farm Classic - Payton Black, Michele Van Gorp
 1997 - Duke Classic - Nicole Erickson - MVP
 1997 - San Juan Shootout - Payton Black, Michele Van Gorp
 1996 - Central Fidelity Invitational - Payton Black
 1996 - Duke Classic - Kira Orr - MVP, Payton Black, Peppi Browne
 1995 - UNO Thanksgiving Classic - Tyish Hall - MVP, Ali Day
 1995 - Duke Classic - Tyish Hall - MVP, Kira Orr, Jennifer Scanlon
 1995 - ACC Big Four Classic - Tyish Hall
 1994 - ODU Dial Soap Classic - Carey Kauffman, Kira Orr
 1994 - Duke Classic - Jennifer Scanlon - MVP, Ali Day, Kira Orr
 1994 - St. Joe's Hawk Classic - Jennifer Scanlon - MVP, Carey Kauffman
 1993 - Duke Classic - Missy Anderson - MVP, Zeki Blanding
 1993 - Oakland Tribune Classic - Carey Kauffman, Jennifer Scanlon
 1992 - Seattle Times Husky Classic - Jennifer Scanlon
 1992 - Duke Classic - Zeki Blanding
 1991 - Boilermaker Classic - Robin Baker, Monika Kost
 1991 - Duke Classic - Celeste Lavoie
 1991 - Harvard Invitational - Monika Kost - MVP, Celeste Lavoie
 1990 - USF Holiday Classic - Traci Williams - MVP, Sue Harnett
 1990 - Coca-Cola Jowers Jamboree - Sue Harnett - MVP, Traci Williams
 1990 - Duke Dial Soap Classic - Sue Harnett, Traci Williams

1990 - Felpausch/MSU Holiday Classic - Sue Harnett
 1989 - Duke Dial Soap Classic - Katie Meier - MVP, Sue Harnett
 1989 - Bowling Green Bank - Sue Harnett, Katie Meier
 1988 - VCU Classic - Sue Harnett - MVP, Jenni Kraft
 1988 - Duke Dial Soap Classic - Sue Harnett - MVP, Robin Baker, Jenni Kraft
 1988 - Downeast Auto Classic - Sue Harnett - MVP
 1987 - Anheuser Busch Tip-Off Classic - Katie Meier - MVP, Sue Harnett, Chris Moreland
 1987 - Lady Friar Classic - Katie Meier - MVP, Chris Moreland
 1986 - Cahill Invitational - Chris Moreland
 1984 - USF Holiday Classic - Joanne Boyle, Connie Goins

McDonald's All-America

2015 - Kyra Lambert
 2014 - Sierra Calhoun, Lyneé Belton
 2013 - Oderah Chidom, Kendall Cooper, Rebecca Greenwell
 2012 - Alexis Jones, Sierra Moore
 2011 - Amber Henson, Elizabeth Williams
 2010 - Chelsea Gray, Richa Jackson, Haley Peters
 2007 - Jasmine Thomas, Krystal Thomas
 2006 - Joy Cheek, Bridgette Mitchell
 2005 - Carrem Gay, Abby Waner
 2004 - Wanisha Smith, Chante Black
 2003 - Alison Bales, Brittany Hunter
 2002 - Mistie Bass, Brooke Smith

WBCA All-America

2015 - Kyra Lambert
 2014 - Sierra Calhoun
 2013 - Oderah Chidom, Kendall Cooper, Rebecca Greenwell
 2012 - Alexis Jones
 2011 - Amber Henson, Elizabeth Williams
 2010 - Chelsea Gray, Richa Jackson
 2008 - Shay Selby
 2007 - Jasmine Thomas, Krystal Thomas, Karima Christmas
 2006 - Bridgette Mitchell
 2005 - Carrem Gay, Abby Waner
 2004 - Wanisha Smith, Chante Black
 2003 - Alison Bales, Brittany Hunter
 2002 - Mistie Bass, Brooke Smith
 2001 - Monique Currie, Wynter Whitley
 2000 - Alana Beard, Iciss Tillis, Rometra Craig
 1999 - Olga Gvozdenovic, Michele Matyasovsky
 1994 - Nicole Erickson
 1993 - Windsor Coggeshall

Naismith National Coach of the Year

2007, 2003 - Gail Goestenkers

Associated Press National Coach of the Year

2007 - Gail Goestenkers

Russell Athletic/WBCA National Coach of the Year

2007, 2003 - Gail Goestenkers

USBWA National Coach of the Year

2007 - Gail Goestenkers

GBallmag.com National Coach of the Year

2002 - Gail Goestenkers

Basketball Times National Coach of the Year

2007, 2000 - Gail Goestenkers

Victor Award - National Coach of the Year

2003, 1999 - Gail Goestenkers

Naismith Finalist for Coach of the Year

2004, 2003, 2002, 2001 - Gail Goestenkers

ACC Coach of the Year

2013, 2012, 2010 - Joanne P. McCallie
 2004, 2003, 2002, 1999, 1996, 1995 - Gail Goestenkers
 1985 - Debbie Leonard

WBCA District II Coach of the Year

2004, 2003, 2002, 2001 - Gail Goestenkers

NCAA District III Coach of the Year

1995 - Gail Goestenkers
 1985 - Debbie Leonard

Capital One Academic All-America

2014-15 - Elizabeth Williams (Third Team)
 2013-14 - Haley Peters (Third Team)
 2010-11 - Jasmine Thomas (Second Team)
 2009-10 - Jasmine Thomas (Third Team)
 2006-07 - Abby Waner (First Team)

GTE/CoSIDA Academic All-America

1988 - Katie Meier (Second Team)
 1984 - Stacy Hurd (Honorable Mention)
 1983 - Stacy Hurd (Honorable Mention)

ESPN The Magazine/CoSIDA Academic All-District III

2015 - Elizabeth Williams
 2014 - Haley Peters
 2013 - Haley Peters
 2012 - Allison Vernerey
 2011 - Jasmine Thomas
 2010 - Jasmine Thomas
 2009 - Jasmine Thomas
 2008 - Abby Waner
 2007 - Abby Waner
 2006 - Jessica Foley
 2005 - Jessica Foley
 1988 - Paula Anderson

Wallace Wade Scholarship

1997 - Ali Day
 1991 - Sue Harnett

ACC Postgraduate Scholarship

1996 - Ali Day

Kay Yow ACC Scholar-Athlete of the Year

2014-15 - Elizabeth Williams
 2010-11 - Jasmine Thomas
 2009-10 - Jasmine Thomas

ACC All-Academic Team

2014-15 - Rebecca Greenwell, Elizabeth Williams
 2013-14 - Chelsea Gray, Tricia Liston, Haley Peters, Elizabeth Williams
 2012-13 - Chelsea Gray, Alexis Jones, Tricia Liston, Haley Peters, Allison Vernerey
 2011-12 - Haley Peters, Kathleen Scheer, Shay Selby, Tricia Liston, Allison Vernerey, Elizabeth Williams
 2010-11 - Jasmine Thomas, Haley Peters, Kathleen Scheer, Shay Selby, Allison Vernerey
 2009-10 - Jasmine Thomas, Keturah Jackson, Bridgette Mitchell, Allison Vernerey
 2008-09 - Jasmine Thomas, Bridgette Mitchell
 2007-08 - Abby Waner
 2006-07 - Alison Bales, Abby Waner
 2005-06 - Jessica Foley
 2004-05 - Jessica Foley
 2003-04 - Vicki Krapohl
 2002-03 - Jessica Foley, Michele Matyasovsky
 2001-02 - Krista Gingrich, Michele Matyasovsky
 2000-01 - Georgia Schweitzer
 1999-00 - Krista Gingrich, Georgia Schweitzer
 1998-99 - Georgia Schweitzer
 1997-98 - Payton Black, Michele Van Gorp

ACC Honor Roll

2014-15 - Jenna Frush, Rebecca Greenwell, Amber Henson, Erin Mathias, Mercedes Riggs, Azurá Stevens, Elizabeth Williams
 2013-14 - Oderah Chidom, Jenna Frush, Chelsea Gray, Rebecca Greenwell, Katie Heckman, Richa Jackson, Ka'lia Johnson, Tricia Liston, Haley Peters, Chloe Wells, Elizabeth Williams
 2012-13 - Jenna Frush, Chelsea Gray, Katie Heckman, Amber Henson, Ka'lia Johnson, Alexis Jones, Tricia Liston, Sierra Moore, Haley Peters, Allison Vernerey, Elizabeth Williams
 2011-12 - Jenna Frush, Amber Henson, Richa Jackson, Allison Vernerey, Elizabeth Williams
 2010-11 - Karima Christmas, Chelsea Gray, Tricia Liston, Haley Peters, Kathleen Scheer, Shay Selby, Jasmine Thomas, Krystal Thomas, Allison Vernerey
 2009-10 - Chelsea Hopkins, Bridgette Mitchell, Kathleen Scheer, Shay Selby, Jasmine Thomas, Allison Vernerey
 2008-09 - Chante Black, Joy Cheek, Carrem Gay, Chelsea Hopkins, Bridgette Mitchell, Kathleen Scheer, Jasmine Thomas, Abby Waner
 2007-08 - Chante Black, Bridgette Mitchell, Jasmine Thomas, Abby Waner, Emily Waner
 2006-07 - Alison Bales, Chante Black, Bridgette Mitchell, Abby Waner, Emily Waner
 2005-06 - Alison Bales, Jessica Foley, Abby Waner, Emily Waner, Mistie Bass
 2004-05 - Alison Bales, Jessica Foley, Caitlin Howe, Emily Waner
 2003-04 - Alison Bales, Jessica Foley, Caitlin Howe, Vicki Krapohl, Kalita Marsh
 2002-03 - Monique Currie, Jessica Foley, Caitlin Howe, Vicki Krapohl, Michele Matyasovsky, Brooke Smith
 2001-02 - Krista Gingrich, Michele Matyasovsky
 2000-01 - Krista Gingrich, Vicki Krapohl, Georgia Schweitzer, Missy West
 1999-00 - Jennifer Forte, Krista Gingrich, Rochelle Parent, Georgia Schweitzer
 1998-99 - Payton Black, Krista Gingrich, Naz Medhanie, Lauren Rice, Georgia Schweitzer
 1997-98 - Payton Black, Shaeeta Brown, Naz Medhanie, Michele Van Gorp
 1996-97 - Katie Brodnik, Shaeeta Brown, Windsor Coggeshall, Jennifer Forte, Tye Hall, Naz Medhanie
 1995-96 - Shaeeta Brown, Ali Day, Naz Medhanie
 1994-95 - Zeki Blanding, Susan Brandau, Ali Day, Carey Kauffman, Kristina Meiman
 1993-94 - Susan Brandau, Ali Day, Valerie Evans, Carey Kauffman, Kristina Meiman, Mary Ann Puckett
 1992-93 - Susan Brandau, Ali Day, Carey Kauffman
 1991-92 - Susan Brandau, Valerie Evans, Carey Kauffman, Monika Kost, Celeste Lavoie, Pamela McFarland, Heather McKaig
 1990-91 - Monica Kost
 1989-90 - Sue Harnett, Pamela McFarland, Jacki McKisson, Leigh Morgan, Teri Rodgers
 1988-89 - Sue Harnett, Katie Meier, Leigh Morgan, Teri Rodgers
 1987-88 - Paula Anderson, Dade Fletcher, Katie Meier, Leigh Morgan, Teri Rodgers
 1986-87 - Paula Anderson, Rita Kalinowski, Katie Meier, Chris Moreland, Carolyn Sonzogno
 1985-86 - Paula Anderson, Connie Goins, Kimberly Hunter, Rita Kalinowski, Katie Meier, Chris Moreland, Kathryn Radabaugh
 1984-85 - Paula Anderson, Connie Goins
 1983-84 - Connie Goins, Jo Harlow, Maura Hertzog, Stacy Hurd
 1982-83 - Connie Goins, Jo Harlow, Stacy Hurd, Margo Walsh

Missy Anderson G	1991, 92, 93, 94	Jonesville, Va.	Caitlin Howe G	2003, 04, 05	Rochester, N.Y.
Paula Anderson G/F	1985, 86, 87, 88	Fairfax, Va.	Brittany Hunter F/C	2004	Columbus, Ohio
Alison Bales C	2004, 05, 06, 07	Dayton, Ohio	Kim Hunter G	1984, 85, 86, 87	Plainfield, N.J.
Robin Baker G	1989, 90, 91, 92	Buhler, Kan.	Stacy Hurd F	1981, 82, 83, 84	Troy, N.Y.
Mistie Bass C	2003, 04, 05, 06	Janesville, Wis.	Keturah Jackson G/F	2006, 07, 08, 09, 10	Columbia, S.C.
Alana Beard G/F	2001, 02, 03, 04	Frierson, La.	Richa Jackson F	2011, 12, 13, 14	Midwest City, Okla.
Lyneé Belton F/C	2015	Clinton, Md.	Brittany James F	1989	West Hempstead, N.Y.
Betsy Bergeron G	1976, 77, 78, 79	Greenwich, Conn.	Joy James	1976	
Chante Black C	2005, 06, 07, 08, 09	Winston-Salem, N.C.	Ka'lia Johnson G	2012, 13, 14, 15	Chester, Va.
Payton Black C/F	1996, 97, 98, 99	Westchester, Pa.	Nicole Johnson G/F	1991, 92, 93, 94	Fridley, Minn.
Zeki Blanding C	1992, 93, 94, 95	Springfield, Va.	Alexis Jones G	2013, 14	Midland, Texas
Joanne Boyle F	1982, 83, 84, 85	Monroeville, Pa.	Takisha Jones F	1996, 97, 98, 99	Orangeburg, S.C.
Susan Brandau G	1992, 93, 94, 95	Lilburn, Ga.	Rita Kalinowski C	1985, 86, 87	Smithton, Pa.
Katie Brodnik F	1996, 97	Vienna, Va.	Carey Kauffman G/F	1992, 93, 94, 95	Lilburn, Ga.
LaNedra Brown C	2000, 01	Rochester, N.Y.	Laurie Koffenberger F	1976, 77	Newark, Del.
Shaeeta Brown G	1994, 95, 97, 98	Brusly, La.	Monika Kost F	1988, 90, 91, 92	Lindenhurst, N.Y.
Peppi Browne G/F	1997, 98, 99, 00	Silver Spring, Md.	Jenni Kraft F/G	1989	Franklin, Wis.
Liz Bulger C	1977, 78, 79	Rockville, Md.	Vicki Krapohl G	2001, 02, 03, 04	Mount Pleasant, Mich.
Tracy Carter G	1989	Shaker Heights, Ohio	Barb Krause F	1979, 80, 81	Freeport, Maine
Joy Cheek F	2007, 08, 09, 10	Charlotte, N.C.	Laura Kurz G/F	2005, 06	Lower Gwynedd, Pa.
Jennifer Chestnut C	1981, 82, 83, 84	Aliief, Texas	Ellen Langhi F	1986, 87, 88, 89	Hopkinsville, Ky.
Oderah Chidom F	2014, 15	Oakland, Calif.	Celeste Lavoie F	1991, 92	Nashua, N.H.
Karima Christmas F/G	2008, 09, 10, 11	Houston, Texas	Laurie Layman	1976	
Tracey Christopher F	1986, 87, 88, 89	Pittsburgh, Pa.	Sue Leonard G	1979	Park Ridge, Ill.
Windsor Coggeshall F	1994, 95, 96, 97	Vienna, Va.	Tricia Liston G	2011, 12, 13, 14	River Forest, Ill.
Heather Conway C	1981	Orange, Canada	Mary Lockey G	1977, 78	Newport, N.C.
Kendall Cooper F	2014, 15	Carson, Calif.	Pam Markiewicz G	1979, 80	West Hartford, Conn.
Jennifer Copeland G	1982	Inman, S.C.	Kalita Marsh G	2004	Wilson, N.C.
Rometra Craig G	2001	Portola Valley, Calif.	Erin Mathias F/C	2015	Pittsburgh, Pa.
Monique Currie G/F	2002, 04, 05, 06	Washington, D.C.	Kim Matthews G/F	1979, 80, 81, 82	Cincinnati, Ohio
Ali Day C	1993, 94, 95, 96	Hudson, Ohio	Michele Matyasovsky F	2000, 01, 02, 03	Somerdale, N.J.
Leslie Earnhardt F	1979, 80	Rockwell, N.C.	Tara McCarthy G	1978, 79, 80	Garden City, N.Y.
Ruth Ellis G/F	1978	Greenville, S.C.	Dana McDonald G	1990, 91, 92, 93	Milheim, Pa.
Nicole Erickson G	1998, 99	Fullerton, Calif.	Pam McFarland G	1989, 90, 91, 92	Ocean City, N.J.
Valerie Evans F	1991, 92, 93, 94	Terre Haute, Ind.	Jennifer McGinnis F	1995	Oak Ridge, Tenn.
Dade Fletcher F	1988	Raleigh, N.C.	Heather McKaig G	1991, 92, 93	Charlotte, N.C.
Jessica Foley G	2003, 04, 05, 06	Wodonga, Victoria, Australia	Jackie McKisson F	1990	Bloomington, Minn.
Jennifer Forte C	1997, 98, 99	Raleigh, N.C.	Nazrawit Medhanie G	1996, 97, 98, 99	Spanga, Sweden
Kathy Friend F	1978	Charlottesville, Va.	Katie Meier G	1986, 87, 88, 90	Wheaton, Ill.
Jenna Frush G	2012, 13, 14, 15	Durham, N.C.	Kristina Meiman G	1992, 93, 94, 95	Louisville, Ky.
Carrem Gay F	2006, 07, 08, 09	New York, N.Y.	Candy Mikels F	1982, 83, 84, 85	High Point, N.C.
Lello Gebisa C	2000, 01	West Lafayette, Ind.	Brittany Mitch G/F	2006, 07, 08	McLean, Va.
Krista Gingrich G	1999, 00, 01, 02	Lewistown, Pa.	Bridgette Mitchell F/G	2007, 08, 09, 10	Trenton, N.J.
Carol Giordano F	1978	Decatur, Ga.	Sue Monroe F	1979, 80	Washington, D.C.
Connie Goins G	1983, 84, 85, 86	Frankfort, Ky.	Sierra Moore G/F	2013	Hanover, Pa.
Chelsea Gray G	2011, 12, 13, 14	Manteca, Calif.	Chris Moreland F	1985, 86, 87, 88	Alexandria, Va.
Rebecca Greenwell G	2014, 15	Owensboro, Ky.	Dana Morgan G	2004	Camden, Ark.
Jeanne Griffin G	1979	Charleston, S.C.	Leigh Morgan G	1987, 88, 89, 90	Port Angeles, Wash.
Olga Gvozdenovic C	2000, 01	Glenview, Ill.	Sheana Mosch G	2000, 01, 02, 03	Clearfield, Pa.
Tyish Hall F	1994, 95, 96, 97	Centreville, Va.	Kira Orr G	1994, 95, 96, 97	Poolesville, Md.
Lynne Hanrahan F	1986	Rockville, Md.	Rochelle Parent F	1998, 99, 00, 01	Akron, Ohio
Lindsey Harding G	2003, 04, 05, 06, 07	Houston, Texas	Haley Peters G/F	2011, 12, 13, 14	Red Bank, N.J.
Jo Harlow F	1981, 82, 83, 84	Harrodsburg, Ky.	Marcy Peterson F	1989, 90	Bowie, Ariz.
Sue Harnett C	1987, 88, 89, 91	Staten Island, N.Y.	Mary Ann Puckett C	1994	Dowelltown, Tenn.
Allison Hart F	1983, 84, 85	Peoria, Ill.	Kathy Radabaugh G	1986	Doylestown, Pa.
Maureen Hathorn F	1978	Wheaton, Md.	Holly Reid G/F	1980, 81	Rumson, N.J.
Janee Hayes F	1999, 00, 01	Washington, D.C.	Lauren Rice F	1997, 98, 99, 00	Peru, Ind.
Katie Heckman C	2013	Centennial, Colo.	Mercedes Riggs G	2015	Lindon, Utah
Amber Henson F	2012, 13, 14, 15	Tampa, Fla.	Teri Rodgers G	1988, 89, 90	Libertyville, Ill.
Ada Healey G/F	1981	Atlanta, Ga.	Alexis Rogers G/F	2010	West Chester, Ohio
Juanita Hepburn C	1996, 97, 98	Pretoria, South Africa	Jennifer Rokus C	1980	Leesburg, Va.
Maura Hertzog G	1982, 83, 84, 85	Allentown, Pa.	Claire Rose G/F	1980, 81, 82, 83	Bryn Mawr, Pa.
Chelsea Hopkins G	2009, 10	Las Vegas, Nev.	Jennifer Scanlon G/F	1993, 94, 95, 96	Ballston, N.Y.
Hilary Howard G	1996, 97, 98, 99	Scarsdale, N.Y.	Kathleen Scheer F/G	2009, 10, 11, 12	New Haven, Mo.

Georgia Schweitzer G	1998, 99, 00, 01	Pataskala, Ohio
Shay Selby G	2009, 10, 11, 12	Cleveland, Ohio
Brooke Smith C	2003	San Anselmo, Calif.
Wanisha Smith G	2005, 06, 07, 08	Upper Marlboro, Md.
Carolyn Sonzogni G	1984, 85, 86, 87	Oradell, N.J.
Alice Steuby F	1990	St. Louis, Mo.
Azurá Stevens F/G	2015	Raleigh, N.C.
Sarah Sullivan C	1983, 85, 86, 87	Wynnewood, Pa.
Sigrid Taylor F/C	1977	Staten Island, N.Y.
Kathy Tenney G	1981	Buffalo, N.Y.
Jasmine Thomas G	2008, 09, 10, 11	Fairfax, Va.
Krystal Thomas C	2008, 09, 10, 11	Orlando, Fla.
Patti Thomasson G	1980, 81	Charleston, W. Va.
Iceiss Tillis F	2001, 02, 03, 04	Tulsa, Okla.
Michele Van Gorp C	1998, 99	Macomb, Mich.
Allison Vernerey C	2010, 11, 12, 13	Alsace, France
Margo Walsh G	1980, 81, 82, 83	Endwell, N.Y.
Patty Walsh G	1976, 77	Bethesda, Md.
Abby Waner G	2006, 07, 08, 09	Highlanda Ranch, Colo.
Emily Waner G	2006, 07, 08	Highlands Ranch, Colo.
Lisa Warren C	1977, 78, 79, 80	Barrington, R.I.
Susan Weeks F	1985	Clayton, Mo.
Chloe Wells G	2011, 12, 13, 14	Colton, Calif.
Missy West G	1997, 99, 00, 01	Malone, N.Y.
Crystal White C	2001	Clinton Township, Mich.
Wynter Whitley F/C	2002, 03, 04, 05	Atlanta, Ga.
Shannon Wills F	1990, 91, 92	Pittsburgh, Pa.
Elizabeth Williams C	2012, 2013, 14, 15	Virginia Beach, Va.
Traci Williams G	1988, 89, 90, 91	Fayetteville, N.C.

Managers

Ben Adams - 2005, 06, 07; Gloria Ahn - 2009, 10, 11; Katy Ast - 1990; Nicole Anderson - 1991; Neil Berlin - 1996, 97, 98, 99; Arway Boker - 2004, 05, 06, 07; Lynn Bolling - 1979, 80; Harold Bost - 1988, 89, 90; Allison Breuer - 2013, 14, 15; Kenny Brown - 1992; Michelle Brown - 1999, 00, 01; Nathaniel Brown - 2015; Alexis Carter - 2008, 09, 10; Lauren Childress - 2012; Jung Inn Choi - 2005, 06, 07; Catherine Citrano - 1985; John Clark - 2015; Hallie Cramer - 2014, 15; Jessica David - 2010, 11, 12; Darla DeFrance - 1994, 95, 97; Patrick Erker - 2004, 05, 06, 07; Brooke Evans - 2013, 14, 15; Rob Feagin - 1988; Tommy Feehan - 2005, 06, 07, 08; Carolyn Fishman - 2014, 15; Jake Friedman - 2012; Ann Fields - 2009, 10; Tameika Fleming - 1999, 00, 01; Jake Friedman, 2011, 12, 13; Jill Gambling - 1985; Taylor Glymph - 2009, 10, 11, 12; Junior Gonzales - 2003, 04; Steve Gregg - 1991; Elizabeth Hall - 08; Alexis Harris - 2011; Mychal Harrison - 2000, 01; Abby Hoffman - 2013, 14, 15; Maya Hughes - 2004; Zanzi Huysmans - 2013, 14; Risa Isard - 2011, 12; Erin James - 2005, 07; Jordan Jarrett - 2009, 10; Neil Johnson - 2001; Margaret Jones - 1984; Teresa Jones - 1983, 84; Kathy Kennedy - 1979, 80, 81, 82; Caroline Logue - 2005; Kalita Marsh - 2001, 02, 03; Jaime Marsanico - 98, 99, 00, 01; Paige Martin - 2006, 07; Mari Matthew - 2014, 15; Erinn Menninger - 2013, 14, 15; Faith Moore - 2014; Martha Morris - 1981, 82, 83; Susan Morris - 1981, 82, 83; P.J. Moses - 1992, 93, 94, 95; Samantha Mumma - 2008, 09, 11; Candace Murphy - 2006, 07, 08; Stephanie Louis - 2001, 02, 03, 04; Jany Lyon - 1984; Morgan Oliver - 2010, 11, 12, 13; Elisabeth Pitts - 2011; Amanda Rosen - 2006, 07; Alex Ryan - 2004; Lizette Dos Santos - 2012, 13, 14, 15; Natalie Shammas - 2015; Justin Shapiro - 2004, 05; Margaret Skoglund - 2007, 08, 09, 10; Shani Taylor - 2005; Crystal Terry - 2012, 13, 14; Debbie Teske - 1983; Jasmine Thompson - 2013, 14, 15; Toby Valentino - 1996, 97, 98, 99; Michelle Williams - 1999, 00; Sade In the Woods - 2007; Sonia Xu - 2015.

The following is a list of numbers worn by Duke women's basketball players from the 1977-78 season to the present. The names under each number are listed beginning with the most recent to wear the number.

0	Pam McFarland -1992 (partial)	21	Kendall Cooper - 2014-15	33	Susan Leonard - 1979
1	Elizabeth Williams - 2012-15		Joy Cheek - 2007-10		Haley Peters - 2011-14
	Chelsea Hopkins - 2009-10		Krista Gingrich - 1999-2002		Iciss Tillis - 2001-04
	Mistie Bass - 2003-06	22	Kristina Meiman - 1992-95		Payton Black - 1996-99
2	Alexis Jones - 2013-14		Traci Willams - 1988-91		Jennifer McGinnis - 1995
	Emily Waner - 2006-08		Maura Hertzog - 1983-1985		Dana McDonald - 1990-93
3	Kianna Holland - 2014		Joanne Boyle - 1982		Tracy Christopher - 1986-89
	Shay Selby - 2009-12		Leslie Earnhardt - 1979-80		Jeanne Griffin - 1979
	Laura Kurz - 2004-06		Stephanie Faserberg - 1978		Maureen Hathorn - 1978
	Sheana Mosch - 2000-03		Oderah Chidom - 2014-15	34	Lyneé Belton - 2015
	Teri Rodgers - 1988-90		Brittany Mitch - 2006-08		Krystal Thomas - 2008-11
4	Sierra Calhoun - 2014		Brooke Smith - 2003		Jennifer Forte - 1997-99
	Chloe Wells - 2011-14		Lello Gebisa - 2001		Rita Kalinowski - 1986-87
	Abby Waner - 2006-09		Nicole Erickson - 1998-99		Susan Weeks - 1985
	Rochelle Parent - 1998-2001		Zeki Blanding - 1992-95		Jo Harlow - 1981-84
	Pam McFarland - 1989-92 (partial)	23	Marcy Peterson - 1989-90		Margo Walsh - 1980
	Paula Anderson - 1985-88		Carolyn Sonzogni - 1984-87		Kathy Friend - 1979
5	Katie Heckman - 2014		Margo Walsh - 1982-83		Liz Bulger - 1978
	Sierra Moore - 2013		Kathy Tenney - 1981	35	Jenna Frush - 2012-15
	Jasmine Thomas - 2007-10		Sue Monroe - 1979-80		Missy Ayotte - 1990
	Rometra Craig - 2001-02		Amy Smolens - 1978	40	Lauren Rice - 1997-2000
	Nazrawit Medhanie - 1996-99		Rebecca Greenwell - 2014-15		Nicole Johnson - 1991-94
	Heather McKaig - 1991-93		Wanisha Smith - 2005-08		Ellen Langhi - 1986-89
	Leigh Morgan - 1987		Georgia Schweitzer - 1998-2001		Allison Hart - 1983-85
10	Lindsey Harding - 2003-04, 2006-07►		Carey Kauffman - 1992-95		Betsy Bergeron - 1978
	Peppi Browne - 1997-2000		Sue Harnett - 1987-89, 1991	41	Michele Matyasovsky - 2000-03
	Robin Baker - 1989-92		Joanne Boyle - 1983-85		Holly Reid - 1980
	Tara McCarthy - 1980		Maura Hertzog - 1982		Kim Matthews - 1979
11	Azurá Stevens - 2015	24	Kathleen Scheer - 2009-12		Sigrid Taylor - 1978
	Chante Black - 2005-09		Jessica Foley - 2003-06	42	Janee Hayes - 1999-2001
	Hilary Howard - 1996-99		Olga Gvozdenovic - 2000-01		Jennifer Chestnut - 1981
	Celeste Lavoie - 1991-92		Tyish Hall - 1994-97		Lynne Hanrahan - 1986
	Sarah Sullivan - 1985-87		Chris Moreland - 1985-88		Rita Kaliwnoski - 1985
	Patti Thomasson - 1981		Mary Lockey - 1978		Stacy Hurd - 1982-84
	Pam Markiewicz - 1979-80	25	Katie Heckman - 2013		Jennifer Rokus - 1980
12	Mercedes Riggs - 2015		Monique Currie - 2002, 2004-06		Ruth Ellis - 1978
	Chelsea Gray - 2011-14		Missy West - 1997, 1999-2001	43	Allison Vernerey - 2010-13
	Vicki Krapohl - 2001-04		Monika Kost - 1988, 1990-92		Alison Bales - 2004-07
	Kira Orr - 1994-97		Carol Giordano - 1978	44	Brittany Hunter - 2004
	Leigh Morgan - 1988-89	30	Amber Henson - 2012-15		Brittany James - 1989
	Patti Thomasson - 1980		Carrem Gay - 2006-09		Sarah Sullivan - 1983
	Tara McCarthy - 1978-79		Katie Brodник - 1996-97		Barb Krause - 1979-81
13	Karima Christmas - 2008-11		Valerie Evans - 1991-94		Tarlough Morgan - 1978
	Jennifer Scanlon - 1993-96		Jenni Kraft - 1989		Shannon Wills - 1992
	Alice Steuby - 1990		Kathy Radabaugh - 1986	45	Takisha Jones - 1996-99
14	Ka'lia Johnson - 2012-15		Jennifer Chestnut - 1982-84	50	Susan Weeks - 1984
	Candy Mikels - 1985		Holly Reid - 1981		Stacy Hurd - 1981
15	Richa Jackson - 2011-14		Lisa Warren - 1977-80	52	Ali Day - 1993-96
	Bridgette Mitchell - 2007-10		Keturah Jackson - 2007-10		Candy Mikels - 1982-84
	Windsor Coggeshall - 1994-97		Winter Whitley - 2002-05		Ada Healey - 1981
	Tracy Carter - 1989		Michele Van Gorp - 1998-99	54	Jackie McKisson - 1990
	Kathy Friend - 1978		Susan Brandau - 1992-95		Kim Hunter - 1985-87
20	Alana Beard - 2001-04►		Katie Meier - 1986-88, 1990	55	Crystal White - 2001-02
	Lello Gebisa - 2000		Margo Walsh - 1981		Juanita Hepburn - 1996-98
	Missy Anderson - 1991-94		Liz Bulger - 1979		Mary Ann Puckett - 1994
	Leigh Morgan - 1990		Sue Monroe - 1978		
	Kim Hunter - 1985-87	32	Erin Mathias - 2015		Unknown numbers:
	Claire Rose - 1980-83		Tricia Liston - 2011-14		Joy James - 1976
	Betsy Bergeron - 1979		Alexis Rogers - 2010		Laurie Koffenberger - 1976-77
			Caitlin Howe - 2003-05		Laurie Layman - 1976
			LaNedra Brown - 2000-01		Patty Walsh - 1976-77
			Shaeeta Brown - 1994-95, 1997-98		
			Dade Fletcher - 1988		
			Connie Goins - 1983-86		
			Kim Matthews - 1980-82		

► Indicates that number has been retired in honor of that player



20

Alana Beard
2001-04

On Jan. 24, 2004, Alana Beard became the first women's basketball player at Duke to have her jersey retired. The number 20 will hang from the rafters in Cameron Indoor Stadium and won't be worn again by a Blue Devil.

A sellout crowd of 9,314 packed Cameron Indoor Stadium to view the ceremony in a contest versus Tennessee. Beard, a native of Shreveport, La., joined the 11 men's basketball players who have had their jerseys retired.

In attendance along with Alana were her parents LeRoy and Marie Beard.

Over her career, Beard was the 2002-03 and 2003-04 National Player of the Year, a three-time ACC Player of the Year, three-time Kodak All-America, three-time Associated Press All-America, four-time All-ACC Defensive selection and we could go on and on...

Beard left Duke scoring an amazing 2,687 points, which is more than any women's player in Duke history. For her career, Beard registered averages of 19.8 points, 5.8 rebounds, 3.7 assists, 3.0 steals and hit 52.7 percent of her field goals.

Over the four years, she was selected ACC Player of the Week an ACC-record 18 times, which is 11 more than any other player in the history of the ACC. Beard was also the first player in ACC history to be named ACC Player of the Year for three straight years.



10

Lindsey Harding
2003-07

When Lindsey Harding arrived at Duke, no Blue Devil had ever had the honor of a retired jersey. She went on to watch Alana Beard's jersey be hung in the rafters in 2004 and wanted to have hers next to Beard's one day.

This dream became a reality on Jan. 20, 2008, as Harding's jersey was raised among the other great Duke Basketball players at halftime of the N.C. State game.

In attendance along with Harding was her father, Michael Harding, her mom Lillian Andrews and her stepmom Carlotta Harding.

Over her career, Harding scored 1,298 points, posted a school-record 579 assists, 565 rebounds and 261 steals.

Harding, who is from Houston, Texas, became only the second Duke player (Alana Beard) and sixth ACC player in league history to notch over 1,000 points, 500 assists, 500 rebounds and 250 steals over their career.

As a senior, Harding earned the Naismith Award and ESPN.com National Player of the Year, while also taking home the inaugural Defensive Player of the Year award from the WBCA.

A first team All-America as a senior, Harding also won the Nancy Lieberman Award as the nation's top point guard, won the ACC Player of the Year, ACC Defensive Player of the Year and earned the Frances Pomeroy Naismith Award.

Career Statistics

Alana Beard

YEAR	G-GS	MIN-AVG	FG-FGA	PCT	3P-3PA	PCT	FT-FTA	PCT	REB	AVG	PF-FO	AST	TO	BS	ST	PTS	AVG
2000-01	30-30	893-29.8	194-379	.512	10-51	.196	111-141	.787	136	4.5	86-4	113	81	30	106	509	17.0
2001-02	35-35	1164-33.1	275-481	.572	25-66	.379	119-158	.753	213	6.1	88-2	154	93	25	114	694	19.8
2002-03	37-37	1161-31.4	294-558	.527	24-85	.282	201-259	.776	256	6.9	98-0	110	87	48	104	813	22.0
2003-04	34-34	1067-31.4	242-488	.496	36-115	.313	151-194	.778	184	5.4	74-0	132	76	46	80	671	19.7
Career	136-136	4285-31.5	1005-1906	.527	95-317	.300	582-752	.774	789	5.8	346-6	509	337	149	404	2687	19.8

Lindsey Harding

YEAR	G-GS	MIN-AVG	FG-FGA	PCT	3P-3PA	PCT	FT-FTA	PCT	REB	AVG	PF-FO	AST	TO	BS	ST	PTS	AVG
2002-03	37-16	958-25.9	84-192	.438	1-13	.077	62-81	.765	145	3.9	63-1	124	59	9	68	231	6.2
2003-04	34-33	1003-29.5	83-181	.459	7-29	.241	57-87	.655	154	4.5	60-1	168	76	2	67	230	6.8
2004-05	Redshirt Season																
2005-06	35-35	1012-28.9	138-287	.481	23-56	.411	75-96	.781	130	3.7	48-1	156	84	4	75	374	10.7
2006-07	34-34	1035-30.4	169-381	.444	24-63	.381	101-135	.748	136	4.0	49-0	131	77	10	51	463	13.6
Career	140-118	4008-28.6	474-1041	.455	55-161	.342	295-399	.739	565	4.0	220-3	579	296	25	261	1298	9.3

1968-69 - Head Coaches: Lorraine Woodyard, Calla Raynor **

1969-70 - Head Coach: Calla Raynor **

1970-71 - Head Coach: Calla Raynor **

1971-72 - Head Coach: Calla Raynor **

1972-73 - Head Coach: Calla Raynor **

1973-74 - Head Coach: Calla Raynor **

1974-75 - Head Coach: Emma Jean Howard **

1975-76 - Head Coach: Emma Jean Howard

1976-77 - Head Coach: Emma Jean Howard

1977-78 - Head Coach: Debbie Leonard

1978-79 - Head Coach: Debbie Leonard
Assistant Coach: Jacki Silar

1979-80 - Head Coach: Debbie Leonard
Assistant Coach: Jacki Silar

1980-81 - Head Coach: Debbie Leonard
Assistant Coach: Jacki Silar

1981-82 - Head Coach: Debbie Leonard
Assistant Coach: Jacki Silar

1982-83 - Head Coach: Debbie Leonard
Assistant Coach: Jacki Silar

1983-84 - Head Coach: Debbie Leonard
Assistant Coaches: Jacki Silar, Nancy Frank

1984-85 - Head Coach: Debbie Leonard
Assistant Coaches: Patience V. Murphy, Jacki Silar

1985-86 - Head Coach: Debbie Leonard
Assistant Coach: Jacki Silar

1986-87 - Head Coach: Debbie Leonard
Assistant Coach: Jacki Silar

1987-88 - Head Coach: Debbie Leonard
Assistant Coaches: Sherri Pickard, Jacki Silar

1988-89 - Head Coach: Debbie Leonard
Assistant Coaches: Sherri Pickard, Jacki Silar

1989-90 - Head Coach: Debbie Leonard
Assistant Coaches: Jacki Silar, Gale Valley

1990-91 - Head Coach: Debbie Leonard
Assistant Coaches: Jacki Silar, Gale Valley

1991-92 - Head Coach: Debbie Leonard
Assistant Coaches: Jacki Silar, Gale Valley

1992-93 - Head Coach: Gail Goestenkers
Assistant Coaches: Gale Valley, Cleve Wright

1993-94 - Head Coach: Gail Goestenkers
Assistant Coaches: Joanne Boyle, Gale Valley, Lisa Zodtner

1994-95 - Head Coach: Gail Goestenkers
Assistant Coaches: Joanne Boyle, LaWaynta Dawson, Gale Valley

1995-96 - Head Coach: Gail Goestenkers
Assistant Coaches: Joanne Boyle, Shonta Tabourn, Gale Valley

1996-97 - Head Coach: Gail Goestenkers
Assistant Coaches: Joanne Boyle, Shonta Tabourn, Gale Valley

1997-98 - Head Coach: Gail Goestenkers
Assistant Coaches: Joanne Boyle, Shonta Tabourn, Gale Valley

1998-99 - Head Coach: Gail Goestenkers
Assistant Coaches: Joanne Boyle, Shonta Tabourn, Gale Valley

1999-00 - Head Coach: Gail Goestenkers
Assistant Coaches: Joanne Boyle, Shonta Tabourn, Gale Valley

2000-01 - Head Coach: Gail Goestenkers
Assistant Coaches: Joanne Boyle, Shonta Tabourn, Gale Valley

2001-02 - Head Coach: Gail Goestenkers
Assistant Coaches: Joanne Boyle, Shaeeta Brown, Gale Valley, Georgia Schweitzer

2002-03 - Head Coach: Gail Goestenkers
Assistant Coaches: Georgia Schweitzer, Gale Valley, LaVonda Wagner

2003-04 - Head Coach: Gail Goestenkers
Assistant Coaches: Georgia Schweitzer, Gale Valley, LaVonda Wagner

2004-05 - Head Coach: Gail Goestenkers
Assistant Coaches: Shannon Perry, Gale Valley, LaVonda Wagner

2005-06 - Head Coach: Gail Goestenkers
Assistant Coaches: Tia Jackson, Shannon Perry, Gale Valley

2006-07 - Head Coach: Gail Goestenkers
Assistant Coaches: Tia Jackson, Shannon Perry, Gale Valley

2007-08 - Head Coach: Joanne P. McCallie
Assistant Coaches: Al Brown, Shannon Perry, Samantha Williams

2008-09 - Head Coach: Joanne P. McCallie
Assistant Coaches: Al Brown, Shannon Perry, Samantha Williams

2009-10 - Head Coach: Joanne P. McCallie
Assistant Coaches: Al Brown, Trisha Strafford-Odom, Samantha Williams

2010-11 - Head Coach: Joanne P. McCallie
Assistant Coaches: Al Brown, Trisha Strafford-Odom, Samantha Williams

2011-12 - Head Coach: Joanne P. McCallie
Assistant Coaches: Al Brown, Candice M. Jackson, Joy Cheek

2012-13 - Head Coach: Joanne P. McCallie
Assistant Coaches: Al Brown, Candice M. Jackson, Joy Cheek

2013-14 - Head Coach: Joanne P. McCallie
Assistant Coaches: Al Brown, Candice M. Jackson, Hernando Planells

2014-15 - Head Coach: Joanne P. McCallie
Assistant Coaches: Al Brown, Hernando Planells, Rene Haynes, Michele Van Gorp

** Women's Basketball became a varsity sport at Duke in 1975-76.

Appearances: 36	
All-Time Record: 44-30 (.595)	
Best Finish:	
ACC Champions (2000-04, 2010-11, 2013)	
Final Appearances: 14	
Semifinal Appearances: 22	
Record in Overtime Games: 3-2	
All-Tournament Team Selections:	
First Team: 33	
Second Team: 22	
Coaches' Records:	
Debbie Leonard (1978-92) 2-15	
Gail Goestenkors (1993-07) 26-10, 5 titles	
Joanne P. McCallie (2008-present) 16-5, 3 titles	
Consecutive Wins in ACC Tournament:	
Duke, 2000-05	17
North Carolina, 2005-09	14
Maryland, 1981-84	10
Virginia, 1992-94	8
Maryland, 1978-80	7
ACC Tournament MVP Selections:	
2013 - Alexis Jones	
2011 - Jasmine Thomas	
2010 - Jasmine Thomas	
2004 - Iciss Tillis	
2003 - Iciss Tillis	
2002 - Monique Currie	
2001 - Georgia Schweitzer	
Double-Doubles in the ACC Tournament	
Haley Peters	2
Chante Black	2
Monique Currie	2
Monika Kost	2
Katie Meier	2
Chris Moreland	2
Lisa Warren	2
Elizabeth Williams	2
Alana Beard	1
Jennifer Chestnut	1
Tracey Christopher	1
Carrem Gay	1
Carey Kauffman	1
Lauren Rice	1
Azurá Stevens	1
Iciss Tillis	1
Mistie Williams	1
Traci Williams	1
Tricia Liston	1

All-Time Results in the ACC Tournament

1978 • Charlottesville, Va.			1994 • Rock Hill, S.C.		
#7 DU vs. #2 Maryland	L	39-103	#4 DU vs. #5 Maryland	L	45-60
1979 • Raleigh, N.C.			1995 • Rock Hill, S.C.		
#6 DU vs. #3 Clemson	L	56-81	#4 DU vs. #5 Clemson	W	78-71
1980 • College Park, Md.			#4 DU vs. #1 Virginia	W	83-82
#5 DU vs. #4 North Carolina	L	63-85	#4 DU vs. #2 North Carolina	L	70-95
1981 • Clemson, S.C.			1996 • Rock Hill, S.C.		
#6 DU vs. #3 Maryland	L	49-72	#2 DU vs. #7 Wake Forest	W	67-61
1982 • Raleigh, N.C.			#2 DU vs. #3 N.C. State	W	79-62
#7 DU vs. #2 N.C. State	L	55-69	#2 DU vs. #4 Clemson#	L	54-71
1983 • Fayetteville, N.C.			1997 • Charlotte, N.C.		
#4 DU vs. #5 Clemson (OT)	L	92-93	#5 DU vs. #4 Maryland (OT)	W	60-52
1984 • Fayetteville, N.C.			#5 DU vs. #1 North Carolina	L	55-66
#6 DU vs. #3 N.C. State	L	68-81	1998 • Charlotte, N.C.		
1985 • Fayetteville, N.C.			#1 DU vs. #8 Georgia Tech	W	100-56
#5 DU vs. #4 Clemson	W	81-76	#1 DU vs. #4 North Carolina	L	52-56
#5 DU vs. #1 N.C. State	L	57-89	1999 • Charlotte, N.C.		
1986 • Fayetteville, N.C.			#1 DU vs. #9 Florida State	W	90-57
#3 DU vs. #6 Wake Forest	L	71-72	#1 DU vs. #4 Clemson	L	71-76
1987 • Fayetteville, N.C.			2000 • Greensboro, N.C.		
#4 DU vs. #5 Maryland	L	62-64	#2 DU vs. #8 Florida State	W	92-65
1988 • Fayetteville, N.C.			#2 DU vs. #6 Georgia Tech	W	77-56
#4 DU vs. #5 Clemson	L	65-81	#2 DU vs. #5 North Carolina	W	79-76
1989 • Fayetteville, N.C.			2001 • Greensboro, N.C.		
#7 DU vs. #2 N.C. State	L	50-89	#1 DU vs. #9 Wake Forest	W	75-68 (OT)
1990 • Fayetteville N.C.			#1 DU vs. #4 Florida State	W	72-56
#6 DU vs. #3 Clemson	L	68-77	#1 DU vs. #3 N.C. State	W	57-45
1991 • Fayetteville, N.C.			2002 • Greensboro, N.C.		
#5 DU vs. #4 Clemson	L	58-60	#1 DU vs. #9 Florida State	W	82-66
1992 • Rock Hill, S.C.			#1 DU vs. #4 Virginia	W	71-67
#8 DU vs. #9 Wake Forest	W	61-52	#1 DU vs. #2 North Carolina	W	87-80
#8 DU vs. #1 Virginia	L	55-81	2003 • Greensboro, N.C.		
1993 • Rock Hill, S.C.			#1 DU vs. #9 Wake Forest	W	64-59
#9 DU vs. #8 Wake Forest	L	69-70	#1 DU vs. #5 Georgia Tech	W	76-52
			#1 DU vs. #2 North Carolina	W	77-59
			2004 • Greensboro, N.C.		
			#1 DU vs. #9 Wake Forest	W	77-59
			#1 DU vs. #4 Maryland	W	70-63
			#1 DU vs. #2 North Carolina	W	67-47



2005 • Greensboro, N.C.

#2 DU vs. #10 Wake Forest	W	107-50
#2 DU vs. #6 Maryland	W	77-44
#2 DU vs. #1 North Carolina	L	67-88

2006 • Greensboro, N.C.

#2 DU vs. #7 Virginia Tech	W	69-56
#2 DU vs. #3 Maryland	L	70-78

2007 • Greensboro, N.C.

#1 DU vs. #8 Virginia	W	79-58
#1 DU vs. #4 N.C. State	L	65-70

2008 • Greensboro, N.C.

#3 DU vs. #6 Florida State	W	81-67
#3 DU vs. #2 Maryland	W	74-63
#3 DU vs. #1 North Carolina	L	73-86

2009 • Greensboro, N.C.

#3 DU vs. #6 Virginia	W	76-53
#3 DU vs. #2 Florida State	W	75-57
#3 DU vs. #1 Maryland	L	89-92 (OT)

2010 • Greensboro, N.C.

#1 DU vs. #9 Maryland	W	66-64
#1 DU vs. #4 Georgia Tech	W	67-55
#1 DU vs. #6 N.C. State	W	70-60

2011 • Greensboro, N.C.

#1 DU vs. #9 Wake Forest	W	79-50
#1 DU vs. #5 Georgia Tech	W	74-66
#1 DU vs. #6 North Carolina	W	81-66

2012 • Greensboro, N.C.

#1 DU vs. #9 N.C. State	L	73-75
-------------------------	---	-------

2013 • Greensboro, N.C.

#1 DU vs. #9 N.C. State	W	79-65
#1 DU vs. #4 Florida State	W	72-66
#1 DU vs. #3 North Carolina	W	92-73

2014 • Greensboro, N.C.

#2 DU vs. #7 Georgia Tech	W	82-52
#2 DU vs. #6 North Carolina	W	66-61
#2 DU vs. #1 Notre Dame	L	53-69

2015 • Greensboro, N.C.

#4 DU vs. #13 Wake Forest	W	77-68
#4 DU vs. #1 Notre Dame	L	49-55

Women's NIT1986 • Amarillo, Texas

vs. West Texas State W, 68-67
 vs. Northwestern State L, 88-89
 vs. Notre Dame L, 67-74

1987 (East Region, #7 Seed)

<u>First & Second Rounds • Durham & Piscataway</u>		
vs. Manhattan (#10 seed)	W	70-55
at Rutgers (#2 seed)	L	64-78

1995 (East Region, #5 Seed)

<u>First & Second Rounds • Tuscaloosa, Ala.</u>		
vs. Oklahoma State (#12 seed)	W	76-64
vs. #13/14 Alabama (40T) (#4 seed)	L	120-121

1996 (Midwest Region, #4 Seed)

<u>First & Second Rounds • Durham, N.C.</u>		
vs. James Madison (#13 seed)	W	85-53
vs. San Francisco (#12 seed)	L	60-64

1997 (Midwest Region, #5 Seed)

<u>First & Second Rounds • Champaign, Ill.</u>		
vs. DePaul (#12 seed)	W	70-56
vs. Illinois (#4 seed)	L	67-85

1998 (West Region, #2 Seed)

<u>First & Second Rounds • Durham, N.C.</u>		
vs. Middle Tenn. State (#15 seed)	W	92-67
vs. Louisville (#10 seed)	W	69-53

West Regional • Oakland, Calif.

vs. #13/12 Florida (#3 seed)	W	71-58
vs. Arkansas (#9 seed)	L	72-77

1999 (East Region, #3 Seed)

<u>First & Second Rounds • Durham, N.C.</u>		
vs. Holy Cross (#14 seed)	W	79-51
vs. St. Joseph's (#11 seed)	W	66-60

East Regional • Greensboro, N.C.

vs. #5/5 Old Dominion (#2 seed)	W	76-63
vs. #2/2 Tennessee (#1 seed)	W	69-63

Final Four • San Jose, Calif.

vs. #12/12 Georgia (#3 seed)	W	81-69
------------------------------	---	-------

National Championship • San Jose, Calif.

vs. #1/1 Purdue (#1 seed)	L	45-62
---------------------------	---	-------

2000 (East Region, #2 Seed)

<u>First & Second Rounds • Durham, N.C.</u>		
vs. Campbell (#15 seed)	W	71-42
vs. Western Kentucky (#10 seed)	W	90-70

East Regional • Richmond, Va.

vs. #15/12 Louisiana State (#3 seed)	L	66-79
--------------------------------------	---	-------

2001 (West Region, #1 Seed)

<u>First & Second Rounds • Durham, N.C.</u>		
vs. Univ. of Wisc.-Milw. (#16 seed)	W	96-63
vs. Arkansas (#9 seed)	W	75-54

West Regional • Spokane, Wash.

vs. #15/15 SW Missouri St. (#5 seed)	L	71-81
--------------------------------------	---	-------

2002 (East Region, #1 Seed)

<u>First & Second Rounds • Durham, N.C.</u>		
Norfolk State (#16 seed)	W	95-48
#-/25 TCU (#8 seed)	W	76-66

East Regional • Raleigh, N.C.

vs. #14/14 Texas (#4 seed)	W	62-46
vs. #13/13 South Carolina (#3 seed)	W	77-68

Final Four • San Antonio, Texas

vs. #2 Oklahoma (#1 seed)	L	71-86
---------------------------	---	-------

2003 (Midwest Region, #1 Seed)

<u>First & Second Rounds • Raleigh, N.C.</u>		
vs. Georgia State (#16 seed)	W	66-48
vs. Utah (#8 seed)	W	65-54

Midwest Regional • Albuquerque, N.M.

vs. #19/20 Georgia (#5 seed)	W	66-63
vs. #7/8 Texas Tech (#2 seed)	W	57-51

Final Four • Atlanta, Ga.

vs. #4 Tennessee (#1 seed)	L	56-66
----------------------------	---	-------

2004 (Midwest Region, #1 Seed)

<u>First & Second Rounds • Durham, N.C.</u>		
vs. Northwestern State (#16 seed)	W	103-51
vs. Marquette (#9 seed)	W	76-67

Midwest Regional • Norfolk, Va.

vs. #7/5 Louisiana Tech (#5 seed)	W	63-49
vs. #24/22 Minnesota (#7 seed)	L	75-82

2005 (Chattanooga Regional, #2 Seed)

<u>First Round • Chapel Hill, N.C.</u>		
vs. Canisius (#15 seed)	W	80-48
vs. #25/-- Boston College (#7 seed)	W	70-65

Chattanooga Region • Chattanooga, Tenn.

vs. #20/20 Georgia (#6 seed)	W	63-57
vs. #2/4 Louisiana State (#1 seed)	L	49-59

2006 (Bridgeport Regional, #1 Seed)

<u>First & Second Rounds • Norfolk, Va.</u>		
vs. Southern (#16 seed)	W	96-27
vs. Southern California (#8 seed)	W	85-51

Bridgeport Region • Bridgeport, Conn.

vs. #16/17 Michigan State (#4 Seed)	W	86-61
vs. #8/7 Connecticut (#2 Seed)	W	63-61

Final Four • Boston, Mass.

vs. #5/5 LSU (#1 Seed)	W	64-45
vs. #3/3 Maryland (OT) (#2 Seed)	L	75-78

2007 (Greensboro Regional, #1 Seed)

<u>First & Second Rounds • Raleigh, N.C.</u>		
vs. Holy Cross (#16 Seed)	W	81-44
vs. Temple (#8 Seed)	W	62-52

Greensboro Region • Greensboro, N.C.

vs. #15/18 Rutgers (#4 Seed)	L	52-53
------------------------------	---	-------

2008 (Oklahoma City Regional, #3 Seed)

<u>First & Second Rounds • College Park, Md.</u>		
vs. Murray State (#14 Seed)	W	78-57
vs. Arizona State (#6 Seed)	W	67-59

Oklahoma City Region • Oklahoma City, Okla.

vs. #8/9 Texas A&M (#2 Seed)	L	63-77
------------------------------	---	-------

2009 (Berkeley, #1 Seed)

<u>First & Second Rounds • East Lansing, Mich.</u>		
vs. Austin Peay (#16 Seed)	W	83-42
at Michigan State (#9 Seed)	L	49-63

2010 (Memphis, #2 Seed)

<u>First & Second Rounds • Durham, N.C.</u>		
vs. Hampton (#15 Seed)	W	72-37
vs. #21/-- LSU (#7 Seed)	W	60-52

Memphis Region • Memphis, Tenn.

vs. San Diego State (#11 Seed)	W	66-58
vs. #14/18 Baylor (#4 Seed)	L	48-51

2011 (Philadelphia, #2 Seed)

<u>First & Second Rounds • Durham, N.C.</u>		
vs. Tennessee-Martin (#15 Seed)	W	90-45
vs. #19/17 Marist (#10 Seed)	W	71-66

Philadelphia Region • Philadelphia, Pa.

vs. #10/12 DePaul (#3 Seed)	W	70-63
vs. #1/1 Connecticut (#1 Seed)	L	40-75

2012 (Fresno, #2 Seed)

<u>First & Second Rounds • Nashville, Tenn.</u>		
vs. Samford (#15 Seed)	W	82-47
at Vanderbilt (#7 Seed)	W	96-80

Fresno Region • Fresno, Calif.

vs. #14/21 St. John's (#3 Seed)	W	74-47
vs. #2/2 Stanford (#1 Seed)	L	69-81

2013 (Norfolk, #2 Seed)

<u>First & Second Rounds • Durham, N.C.</u>		
vs. Hampton (#15 Seed)	W	67-51
at Oklahoma State (#7 Seed)	W	68-59

Norfolk Region • Norfolk, Va.

vs. #24/25 Nebraska (#6 Seed)	W	53-45
vs. #2/2 Notre Dame (#1 Seed)	L	76-87

2014 (Nebraska, #2 Seed)

<u>First & Second Rounds • Durham, N.C.</u>		
vs. Winthrop (#15 Seed)	W	87-45
vs. DePaul (#7 Seed)	L	65-74

2015 (Spokane, #4 Seed)

<u>First & Second Rounds • Durham, N.C.</u>		
vs. Albany (#13 Seed)	W	54-52
vs. Mississippi State (#5 Seed)	W	64-56

Spokane Region • Spokane, Wash.

vs. #4/3 Maryland (#1 Seed)	L	55-65
-----------------------------	---	-------

ACC Big Four Classic

1996-97 (Greensboro, N.C.)
Dec. 28 Rutgers W, 74-36
Dec. 29 George Wash. L, 48-54

1995-96 (Greensboro, N.C.)
Dec. 29 Kentucky W, 73-54
Dec. 30 Syracuse W, 84-40

ACC/SEC Challenge

2001-02 (Atlanta, Ga.)
Dec. 27 Tennessee L, 68-89

Auburn Holiday Classic

2004-05 (Auburn, Ala.)
Dec. 29 Rhode Island W, 89-63
Dec. 31 Auburn W, 80-61

Blockbuster Classic

2004-05 (Indianapolis, Ind.)
Dec. 18 Purdue W, 66-48

Blue Sky Classic

2006-07 (Hanover, N.H.)
Dec. 29 Dartmouth W, 77-40
Dec. 30 Boston University W, 72-42

Boilermaker Classic

1992-92 (West Lafayette, Ind.)
Dec. 28 Purdue L, 58-74
Dec. 29 Kent State W, 84-79

Bowling Green Bank

1989-90 (Bowling Green, Ky.)
Nov. 25 Illinois L, 63-68
Nov. 26 St. John's W, 95-63

Cahill Invitational

1986-87 (Jamaica, N.Y.)
Dec. 29 St. John's W, 80-63
Dec. 30 Kentucky W, 68-63

Caribbean Challenge

2009-10 (Cancun, Mexico)
Nov. 26 Western Kentucky W, 70-47
Nov. 27 Marquette W, 74-43

2006-07 (Cancun, Mexico)
Dec. 19 Bowling Green W, 55-46
Dec. 20 SMU W, 75-45
Dec. 21 Pittsburgh W, 72-51

Central Fidelity Invitational

1996-97 (Richmond, Va.)
Dec. 7 Old Dominion L, 77-89
Dec. 8 Richmond W, 89-60

Coca Cola Jowers Jamboree

1990-91 (San Marcos, Texas)
Dec. 7 San Antonio W, 71-68
Dec. 8 SW Texas State W, 68-57

DePaul Invitational

2008-09 (Chicago, Ill.)
Nov. 21 Hartford L, 51-53
Nov. 22 Southern W, 93-52

1986-87 (Chicago, Ill.)
Nov. 28 Florida W, 76-74
Nov. 29 DePaul L, 72-78

Dial Classic

1983-84 (Miami, Fla.)
Dec. 29 Providence L, 64-65
Dec. 30 Seton Hall L, 67-74

Disney Honda Elite 4 Classic

2001-02 (Orlando, Fla.)
Dec. 2 Louisiana Tech W, 76-64

1998-99 (Orlando, Fla.)
Dec. 6 Tennessee L, 60-74

Downeast Auto Classic

1988-89 (Bangor, Maine)
Nov. 25 Eastern Wash. W, 79-57
Nov. 26 San Diego W, 64-56

Duke Classic

2005-06 (Durham, N.C.)
Nov. 25 Arkansas State W, 110-56
Nov. 27 Auburn W, 69-37

2003-04 (Durham, N.C.)
Nov. 29 Stephen F. Austin W, 119-53
Nov. 30 Auburn W, 66-57

2002-03 (Durham, N.C.)
Dec. 6 Howard W, 128-53
Dec. 8 St. Joseph's W, 82-48

2001-02 (Durham, N.C.)
Nov. 24 Davidson W, 107-58
Nov. 25 South Carolina L, 81-87*

2000-01 (Durham, N.C.)
Nov. 25 Duquesne W, 97-66
Nov. 26 Toledo W, 71-41

1999-00 (Durham, N.C.)
Nov. 27 Florida A&M W, 93-38
Nov. 28 Penn State W, 63-49

1998-99 (Durham, N.C.)
Nov. 28 Villanova W, 75-47
Nov. 29 Marquette W, 91-60

1997-98 (Durham, N.C.)
Dec. 6 Ohio W, 99-59
Dec. 7 Michigan W, 64-63

1996-97 (Durham, N.C.)
Nov. 30 Illinois State W, 85-58
Dec. 1 St. Joseph's W, 63-46

1995-96 (Durham, N.C.)
Dec. 2 Delaware W, 95-50
Dec. 4 Michigan State W, 67-52

1994-95 (Durham, N.C.)
Dec. 3 Wis.-Milwaukee W, 104-34
Dec. 4 Indiana State W, 100-66

1993-94 (Durham, N.C.)
Dec. 4 American W, 104-71
Dec. 5 Miami (Ohio) W, 98-54

1992-93 (Durham, N.C.)
Dec. 4 Northeastern W, 64-53
Dec. 5 Virginia Tech W, 85-63

1991-92 (Durham, N.C.)
Dec. 6 Yale W, 60-55
Dec. 7 Seton Hall L, 60-67

1990-91 (Durham, N.C.)
Dec. 1 Harvard W, 90-76
Dec. 2 Purdue L, 58-69

1989-90 (Durham, N.C.)
Dec. 1 New Hampshire W, 82-47
Dec. 2 Boston College W, 85-64

1988-89 (Durham, N.C.)
Dec. 2 Cleveland State W, 100-60
Dec. 3 James Madison W, 80-79

Duke/Wake Forest Classic

1984-85 (Winston-Salem, N.C.)
Nov. 23 Furman W, 103-66
Nov. 24 William & Mary W, 86-48

Eastern Kentucky Tournament

1983-84 (Richmond, Va.)
Dec. 2 Toledo W, 66-59
Dec. 3 Eastern Kentucky L, 44-46

ESPN Invitational

2007-08 (Tampa, Fla.)
Nov. 15 South Florida W, 89-52

Felpausch/MSU Holiday Classic

1990-91 (Lansing, Mich.)
Nov. 24 Louisville L, 66-73
Nov. 25 Georgetown W, 80-68

Fun in the Sun Shootout

2000-01 (Cancun, Mexico)
Dec. 17 Arkansas State W, 69-45
Dec. 19 Oral Roberts W, 62-51

Harvard Invitational

1991-92 (Cambridge, Mass.)
Nov. 30 Fairfield W, 75-68
Dec. 1 Harvard W, 86-63

Jimmy V Women's Basketball Classic

2013-14 (Durham, N.C.)
Dec. 17 Connecticut L, 61-83

2010-11 (Durham, N.C.)
Dec. 6 Texas A&M W, 61-58

2006-07 (Piscataway, N.J.)
Dec. 4 Rutgers W, 85-45

2003-04 (Raleigh, N.C.)
Nov. 23 Purdue W, 93-63

2002-03 (Raleigh, N.C.)
Nov. 24 Tennessee W, 76-55

Junkanoo Jam

2004-05 (Grand Bahamas Island, Bahamas)
Nov. 26 Stephen F. Austin W, 84-29
Nov. 27 Kansas State W, 63-51

2011-12 (Grand Bahamas Island, Bahamas)
Nov. 25 Gardner-Webb W, 97-31
Nov. 26 Notre Dame L, 54-56

Lady Friar Classic

1987-88 (Providence, R.I.)
Dec. 5 Southern Cal. W, 78-75
Dec. 6 Providence W, 87-75

LMU Marina del Rey Marriott Classic

2003-04 (Los Angeles, Calif.)
Dec. 28 Hampton W, 90-59
Dec. 29 Loyola Marymount W, 81-53

Maggie Dixon Classic

2007-08 (New York, N.Y.)
Dec. 8 Pittsburgh W, 51-49

Nike Four in the Fall

1998-99 (San Jose, Calif.)
Nov. 13 Connecticut L, 74-104
Nov. 14 Stanford W, 77-57

Oakland Tribune Classic

1993-94 (Berkeley, Calif.)
Dec. 20 Detroit Mercy W, 94-82
Dec. 21 California L, 66-72

Old Dominion Tournament

1994-95 (Norfolk, Va.)
Nov. 26 Montana W, 89-49
Nov. 27 Old Dominion L, 59-64

Paradise Jam

2013-14 (St. Thomas, USVI)
Nov. 28 Xavier W, 81-54
Nov. 29 Central Michigan W, 97-64
Nov. 30 Kansas L, 73-40

2007-08 (St. Thomas, USVI)
Nov. 22 Purdue W, 53-41
Nov. 23 Temple W, 64-53
Nov. 25 Connecticut L, 48-74

2002-03 (St. Thomas, USVI)
Nov. 28 Hampton W, 71-34
Nov. 29 Old Dominion W, 65-52
Nov. 30 Arkansas W, 74-72*

Preseason WNIT

2004-05 (Durham, N.C.)
Nov. 12 Davidson W, 89-69
Nov. 14 South Florida W, 82-50

2004-05 (Notre Dame, Ind.)
Nov. 17 Notre Dame L, 65-76

1999-00 (Durham, N.C.)
Nov. 15 UNC Greensboro W, 72-47
Nov. 17 Boston College L, 70-77

1995-96 (Durham, N.C.)
Nov. 15 VCU W, 93-51

1995-96 (College Station, Texas)
Nov. 17 Texas A&M L, 73-83

San Juan Shootout

1997-98 (San Juan, Puerto Rico)
Nov. 28 Detroit W, 87-65
Nov. 29 Southern Illinois W, 76-54
Nov. 30 Illinois L, 65-77

Seattle Times Husky Classic

1992-93 (Seattle, Wash.)
Dec. 27 Drake W, 71-58
Dec. 28 Washington L, 48-72

South Padre Shootout

2002-03 (South Padre Island, Texas)
Dec. 27 Detroit Mercy W, 92-52
Dec. 29 Iowa State W, 88-59

St. Joseph's Tournament

1994-95 (Philadelphia, Pa.)
Dec. 28 James Madison W, 75-63
Dec. 29 St. Joseph's W, 67-64

State Farm Tip-Off Classic

2003-04 (West Lafayette, Ind.)
Nov. 16 Texas L, 77-85

2001-02 (Durham, N.C.)
Nov. 11 Texas Tech W, 85-69

State Farm Classic

1997-98 (Gainesville, Fla.)
Dec. 28 Kent State W, 69-57
Dec. 29 Florida L, 63-70

Surf 'N Slam Classic

2005-06 (San Diego, Calif.)
Dec. 28 St. John's W, 105-57
Dec. 30 San Diego W, 119-52

Sun Splash Shootout

1999-00 (Nassau, The Bahamas)
Dec. 20 Sacramento State W, 81-45
Dec. 21 Liberty W, 66-45

Texaco-Havoline Christmas Classic

1985-86 (Villanova, Pa.)
Dec. 27 Washington L, 71-83
Dec. 28 Cheyney W, 100-56

Tip-Off Classic

1987-88 (San Jose, Calif.)
Dec. 29 San Jose State W, 86-47
Dec. 30 Purdue W, 76-71

Univ. of New Orleans Tournament

1995-96 (New Orleans, La.)
Nov. 24 Pepperdine W, 108-70
Nov. 25 Mississippi State W, 72-67

USF Holiday Classic

1990-91 (Tampa, Fla.)
Dec. 21 South Alabama W, 76-70
Dec. 22 South Florida W, 78-62

1984-85 (Tampa, Fla.)
Dec. 20 Georgetown W, 84-49
Dec. 21 Georgia Southern W, 71-65

VCU Classic

1988-89 (Richmond, Va.)
Dec. 9 Connecticut W, 83-69
Dec. 10 VCU W, 83-76

Wagner Christmas Tournament

1989-90 (Staten Island, N.Y.)
Dec. 25 Wagner W, 66-56
Dec. 28 Hofstra W, 86-48

Women of Troy Classic

2008-09 (Los Angeles, Calif.)
Dec. 19 Southern Cal. W, 97-89*
Dec. 20 Siena W, 86-41

2012-13 (Los Angeles, Calif.)
Dec. 21 CSU Bakersfield W, 97-63
Dec. 22 at Southern Cal. W, 75-60

Women's Sports Foundation Classic

2000-01 (Albuquerque, N.M.)
Nov. 10 UCLA W, 80-52
Nov. 11 LSU W, 56-45

* Denotes overtime game

Duke Week-by-Week in the Associated Press Poll

Season	PS	1	2	3	4	5	6	7	8	9	10	11	12	13	14	15	16	17	18	19	Dates
1985-86	-	-	-	-	-	-	-	20	18	18	17	20	18	-	-	-	-	-	-	-	Nov. 12 - March 9
1986-87	-	-	-	-	-	-	-	-	-	-	-	-	-	-	-	-	-	-	-	-	Nov. 18 - March 10
1987-88	19	18	14	13	10	10	9	11	13	17	17	-	-	-	-	-	-	-	-	-	Nov. 23 - March 14
1988-89	-	-	-	20	19	-	20	-	-	-	-	-	-	-	-	-	-	-	-	-	Nov. 21 - March 13
1989-90	-	-	-	-	-	-	-	-	-	-	-	-	-	-	-	-	-	-	-	-	Nov. 20 - March 12
1990-91	-	-	-	-	-	-	-	-	-	-	-	-	-	-	-	-	-	-	-	-	Nov. 27 - March 13
1991-92	-	-	-	-	-	-	-	-	-	-	-	-	-	-	-	-	-	-	-	-	Nov. 27 - March 12
1992-93	-	-	-	-	-	-	-	-	-	-	-	-	-	-	-	-	-	-	-	-	Nov. 24 - March 16
1993-94	-	-	-	-	-	-	-	-	-	-	-	-	-	-	-	-	-	-	-	-	Nov. 16 - March 15
1994-95	-	-	-	-	-	-	-	-	-	25	21	14	21	22	19	22	21	20	-	-	Nov. 13 - March 14
1995-96	17	22	19	17	16	16	16	15	16	13	12	12	14	14	12	12	13	13	-	-	Nov. 14 - March 11
1996-97	16	17	16	15	17	15	13	16	14	19	24	22	20	18	22	25	25	-	-	-	Nov. 12 - March 10
1997-98	19	19	15	15	11	17	23	23	25	25	24	13	14	13	11	8	8	8	-	-	Nov. 7 - March 9
1998-99	4	6	20	16	16	17	16	17	13	12	11	9	9	7	8	8	10	10	-	-	Nov. 6 - March 8
1999-00	21	22	-	22	20	18	17	15	14	11	9	9	12	14	14	9	12	11	10	-	Nov. 9 - March 13
2000-01	5	3	3	3	3	7	6	6	5	5	5	4	4	4	4	7	4	5	5	-	Nov. 7 - March 12
2001-02	5	5	9	14	11	8	9	9	11	7	6	5	5	5	5	5	4	3	3	-	Nov. 12 - March 11
2002-03	1	1	1	1	1	1	1	1	1	1	1	1	2	2	2	2	2	2	2	-	Nov. 18 - March 17
2003-04	2	4	4	4	3	3	4	4	1	1	1	2	2	4	4	3	2	1	1	-	Nov. 17 - March 15
2004-05	6	6	10	10	3	3	3	2	2	1	1	1	3	3	3	2	6	5	7	-	Nov. 15 - March 14
2005-06	1	1	1	2	2	2	2	2	2	2	2	2	2	1	1	2	4	4	-	-	Nov. 21 - March 13
2006-07	6	6	5	5	4	4	4	3	3	3	1	1	1	1	1	1	1	1	1	-	Nov. 6 - March 12
2007-08	10	10	9	11	17	15	14	13	12	12	10	10	9	11	12	12	12	10	9	-	Nov. 12 - March 18
2008-09	8	6	12	12	11	8	6	6	5	4	4	3	4	4	7	10	8	6	-	-	Nov. 17 - March 9
2009-10	6	11	10	11	7	7	8	8	9	7	6	7	6	8	8	6	9	7	6	-	Nov. 16 - March 15
2010-11	6	6	6	5	5	4	3	3	3	3	3	3	3	5	7	9	8	6	6	-	Nov. 16 - March 14
2011-12	8	8	7	7	6	9	8	7	7	5	5	5	5	5	7	5	6	6	-	-	Oct. 29 - March 12
2012-13	3	4	4	4	4	4	4	3	4	4	5	5	5	5	5	6	5	5	-	-	Oct. 27 - March 18
2013-14	2	2	2	2	2	2	2	3	3	3	3	3	3	5	3	7	7	10	9	9	Nov. 1 - March 17
2014-15	7	7	8	9	13	13	10	10	13	16	15	17	15	11	10	16	16	16	16	-	Nov. 17-March 16

Charting Duke in the Polls
(Associated Press Only)

Total Polls Ranked.....	400
Top 10 Rankings.....	268
Longest Consecutive Polls Ranked.....	298 ('99-'15)
Current Streak.....	298 ('99-'15)
Years Ranked	
Total Years.....	24
Consecutive Years.....	21
Current Streak.....	21
Final Poll	
Total Polls.....	20
Top 10.....	17
High Rank.....	1 (two times)
No. 1 Ranking	
Total Rankings.....	34
Most No. 1 Weeks in Succession.....	12

Weeks Ranked By Ranking

First Ranked: January 12, 1986 (No. 20)

Last Ranked: March 16, 2015 (No. 16)

Rank.....	Weeks
No. 1.....	34
No. 2.....	32
No. 3.....	35
No. 4.....	33
No. 5.....	32
No. 6.....	25
No. 7.....	21
No. 8.....	18
No. 9.....	19
No. 10.....	18
No. 11.....	13
No. 12.....	15
No. 13.....	13
No. 14.....	11
No. 15.....	9
No. 16.....	16
No. 17.....	13
No. 18.....	6
No. 19.....	7
No. 20.....	8
No. 21.....	4
No. 22.....	7
No. 23.....	2
No. 24.....	2
No. 25.....	5

ACC Teams in the AP Top 10

Total weeks ranked in the top 10 from 1985-86 through 2014-15

Duke	268
North Carolina	204
Virginia	154
Notre Dame	157
N.C. State	129
Louisville	62
Miami	23
Florida State	14
Clemson	2
Virginia Tech	2
Boston College	0
Wake Forest	0
Georgia Tech	0
Pittsburgh	0
Syracuse	0

Duke's Final Top 25 Rankings

Year	AP	Coaches
1995	20	17
1996	13	19
1998	8	7
1999	10	2
2000	10	11
2001	5	8
2002	3	4
2003	2	4
2004	1	5
2005	7	8
2006	4	2
2007	1	6
2008	9	9
2009	6	14
2010	6	6
2011	6	7
2012	6	7
2013	5	6
2014	9	13
2015	16	12

Duke Week-by-Week in the USA Today Coaches Poll

Season	PS	1	2	3	4	5	6	7	8	9	10	11	12	13	14	15	16	17	18	19	20
1984-85	-	-	-	-	-	-	-	-	-	-	-	-	-	-	-	-	-	-	-	-	-
1985-86	-	-	-	-	-	-	-	-	-	23	25	-	21	25	-	-	-	-	-	-	-
1986-87	-	-	-	-	-	-	-	-	-	-	-	-	-	-	-	-	-	-	-	-	-
1987-88	18	16	13	13	9	9	8	11	9	17	19	-	-	-	-	-	-	-	-	-	-
1988-89	19	21	21	23	24	-	-	25	-	-	-	-	-	-	-	-	-	-	-	-	-
1989-90	-	-	-	-	-	-	-	-	-	-	-	-	-	-	-	-	-	-	-	-	-
1990-91	-	-	-	-	-	-	-	-	-	-	-	-	-	-	-	-	-	-	-	-	-
1991-92	-	-	-	-	-	-	-	-	-	-	-	-	-	-	-	-	-	-	-	-	-
1992-93	-	-	-	-	-	-	-	-	-	-	-	-	-	-	-	-	-	-	-	-	-
1993-94	-	-	-	-	-	-	-	-	-	-	-	-	-	-	-	-	-	-	-	-	-
1994-95	-	-	-	-	-	-	-	-	-	-	21	25	25	22	25	22	17	-	-	-	-
1995-96	16	19	20	17	18	18	16	14	16	16	13	11	13	13	12	12	13	13	19	-	-
1996-97	18	18	17	16	16	14	13	17	14	18	20	21	20	17	19	22	24	-	-	-	-
1997-98	19	16	17	14	18	22	22	23	20	23	15	16	14	13	10	9	9	7	-	-	-
1998-99	4	15	16	15	19	20	19	17	16	15	13	11	7	9	9	10	11	2	-	-	-
1999-00	22	25	19	18	15	15	11	10	8	8	9	10	12	12	8	10	9	7	11	-	-
2000-01	4	3	3	3	5	5	5	5	5	5	4	4	4	4	6	4	5	5	8	-	-
2001-02	4	4	7	12	9	8	9	9	10	7	6	6	5	5	5	5	4	3	3	4	-
2002-03	1	1	1	1	1	1	1	1	1	1	1	1	2	2	2	2	2	2	1	4	-
2003-04	2	4	4	4	4	4	4	4	2	2	1	2	2	4	4	3	2	1	1	5	-
2004-05	6	6	9	9	3	3	3	2	2	1	1	4	4	4	4	3	6	8	8	8	-
2005-06	2	2	2	2	2	2	2	2	2	2	2	1	2	2	1	1	2	4	4	2	-
2006-07	6	5	5	5	4	4	4	3	3	3	1	1	1	1	1	1	1	1	1	6	-
2007-08	9	9	8	10	15	15	15	14	13	13	12	10	11	12	12	11	11	11	10	10	9
2008-09	8	5	13	14	12	12	11	11	10	10	8	6	8	10	8	11	10	8	14	-	-
2009-10	6	12	12	12	10	8	8	9	9	7	7	7	6	7	7	6	8	6	6	6	-
2010-11	5	6	6	5	4	4	3	3	3	3	3	3	5	7	7	9	7	6	6	7	-
2011-12	8	8	6	6	5	9	9	7	6	6	5	5	6	5	5	7	6	6	6	-	-
2012-13	3	4	4	4	4	4	4	4	5	4	5	4	4	4	4	6	5	5	6	-	-
2013-14	2	2	2	2	2	2	2	3	3	3	3	3	3	5	7	7	8	10	10	10	13
2014-15	7	7	7	8	12	13	10	12	12	14	13	16	15	11	12	17	16	16	16	12	-

Charting Duke in the Polls

(USA Today Only)

Total Polls Ranked.....	397
Top 10 Rankings.....	282
Longest Consecutive Polls Ranked.....	331 ('98-'15)
Current Streak.....	331 ('98-'15)
Years Ranked	
Total Years.....	25
Consecutive Years.....	21
Current Streak.....	21
Final Poll	
Total Polls.....	21
Top 10.....	14
High Rank.....	2 ('99, '06)
No. 1 Ranking	
Total Rankings.....	30
Most No. 1 Weeks in Succession.....	12 ('03)

Weeks Ranked By Ranking

First Ranked: January 12, 1986 (No. 20)

Last Ranked: April 8, 2015 (No. 12)

Rank.....	Weeks
No. 1.....	30
No. 2.....	37
No. 3.....	20
No. 4.....	42
No. 5.....	27
No. 6.....	25
No. 7.....	17
No. 8.....	22
No. 9.....	21
No. 10.....	19
No. 11.....	14
No. 12.....	18
No. 13.....	16
No. 14.....	9
No. 15.....	10
No. 16.....	15
No. 17.....	8
No. 18.....	8
No. 19.....	8
No. 20.....	6
No. 21.....	3
No. 22.....	7
No. 23.....	7
No. 24.....	1
No. 25.....	8

ACC Teams in the USA Today Top 10

Total weeks ranked in the top 10 from 1984-85 through 2014-15

Duke.....	282
North Carolina.....	203
Notre Dame.....	193
Virginia.....	149
N.C. State.....	66
Louisville.....	58
Miami.....	26
Syracuse.....	13
Florida State.....	20
Clemson.....	5
Georgia Tech.....	1
Virginia Tech.....	0
Boston College.....	0
Wake Forest.....	0
Pittsburgh.....	0

Duke's WNBA Draft Picks

Year	Player	Team	Round (Pick)
2015	Elizabeth Williams	Connecticut Sun	1st (4)
2014	Chelsea Gray	Connecticut Sun	1st (11)
2014	Tricia Liston	Minnesota Lynx	1st (12)
2011	Jasmine Thomas	Seattle Storm	1st (12)
2011	Karima Christmas	Washington Mystics	2nd (23)
2011	Krystal Thomas	Seattle Storm	3rd (36)
2010	Joy Cheek	Indiana Fever	3rd (35)
2009	Chante Black	Connecticut Sun	1st (9)
2009	Abby Waner	New York Liberty	2nd (21)
2008	Wanisha Smith	New York Liberty	2nd (27)
2007	Lindsey Harding	Phoenix Mercury	1st (1)
2007	Alison Bales	Indiana Fever	1st (9)
2006	Monique Currie	Charlotte Sting	1st (3)
2006	Mistie Bass	Phoenix Mercury	2nd (21)
2006	Jessica Foley	Indiana Fever	3rd (38)
2004	Alana Beard	Washington Mystics	1st (2)
2004	Iciss Tillis	Detroit Shock	1st (11)
2001	Georgia Schweitzer	Miami Sol	2nd (21)
2000	Peppi Browne	Charlotte Sting	3rd (43)
1999	Michele Van Gorp	New York Liberty	2nd (18)

WNBA All-Star Selections

Alana Beard	2009, 2007, 2006, 2005
Monique Currie	2010
Lindsey Harding	2010

WNBA Finals Appearances

Alison Bales, Atlanta	2010, 2011
Mistie Bass, Phoenix	2014 (Champions)
Karima Christmas, Indiana	2012 (Champions)
Lindsey Harding, Atlanta	2011
Tricia Liston, Minnesota	2015 (Champions)
Michele Van Gorp, New York	1999

Duke's ABL Draft Picks

Year	Player	Team	Round (Pick)
1997	Kira Orr	Seattle Reign	4th Round

**Duke registered three selections in each of the 2011 and 2006 WNBA Drafts

Duke on the WNBA Rosters	Chelsea Gray	Abby Waner
Alison Bales Indiana 2007-08 Atlanta 2008, 2010-11	Connecticut 2014-15	New York 2009
Mistie Bass Houston 2006-08 Chicago 2009-10 Connecticut 2012-13 Phoenix 2013-15	Lindsey Harding Phoenix 2007^ Minnesota 2007-08 Washington 2009-10 Atlanta 2011-12 Los Angeles 2013-14	Elizabeth Williams Connecticut 2015
Alana Beard Washington 2004-11 Los Angeles 2012-15	Tricia Liston Minnesota 2014-15	^ - Drafted by Phoenix and traded to Minnesota on draft day
Chante Black Connecticut 2009 Tulsa 2010, 2012 San Antonio 2013	Georgia Schweitzer Minnesota 2001-03	
Peppi Browne Charlotte 2000	Wanisha Smith New York 2008	
Joy Cheek Indiana 2010 Washington 2011	Jasmine Thomas Washington 2011-12 Atlanta 2013-14 Connecticut 2015	
Karima Christmas Washington/Tulsa 2011 Tulsa 2012, 2015 Indiana 2012-14	Krystal Thomas Seattle/Phoenix 2011 Phoenix 2012-13 Indiana 2013-14	
Monique Currie Charlotte 2006 Chicago 2007 Washington 2007-14 Phoenix 2015	Iciss Tillis Detroit 2004 New York 2006 Los Angeles 2007 Detroit 2007	
Jessica Foley Indiana 2006	Michele Van Gorp New York 1999 Portland 2000 Minnesota 2001-04	

Duke and USA Basketball have developed an excellent relationship over the years as many Blue Devils have had the privilege to wear USA on their jerseys.

Olympic Team

Gail Goestenkers (2004) - Assistant Coach - Gold Medal

Senior National Team Pool

Alana Beard (Current Member)

Lindsey Harding (Current Member)

Senior National Team

Alana Beard (2007)

Lindsey Harding (2007)

USA Select Team

Jasmine Thomas (2010)

World Championship Team

Gail Goestenkers (2002) - Assistant Coach - Gold Medal

Gail Goestenkers (2006) - Assistant Coach - Bronze Medal

Alana Beard (2006) - Bronze Medal

World University Games Team

Tricia Liston (2013) - Gold Medal

Monique Currie (2005) - Gold Medal

**Prior to the 2005 event, it was referred to as the Junior World Championship

U21 World Championship Team

Joanne P. McCallie (2007) - Head Coach - Gold Medal

Abby Waner (2007) - Gold Medal

U20 National Team

Joanne P. McCallie (2006) - Head Coach - Gold Medal

U19 World Championship Team

Azurá Stevens (2015) - Gold Medal

Alexis Jones (2011, 2013) - Gold Medal

Elizabeth Williams (2011) - Gold Medal

Jasmine Thomas (2007) - Gold Medal

Krystal Thomas (2007) - Gold Medal

Gail Goestenkers (2005) - Head Coach - Gold Medal

Abby Waner (2005) - Gold Medal

Junior Young Women National Team

Alana Beard (2003) - Gold Medal

Pan Am Team

Rebecca Greenwell (2015) - Had to withdraw due to illness

Iciss Tillis (2003) - Silver Medal

USA World Youth Games Team

Sheana Mosch (1998)

Iciss Tillis (1998)

Junior World Championship Team

Alana Beard - (2001) - Bronze Medal; (2000) - Gold Medal

Monique Currie (2001) - Bronze Medal

Wynter Whitley (2001) - Bronze Medal

**The 2000 team was the World Championship Qualifying team

R. William Jones Cup

Peppi Browne (1998) - Gold Medal

Gail Goestenkers (1997) - Head Coach - Silver Medal

Tyish Hall (1997) - Silver Medal

Katie Meier (1990) - Bronze Medal

Kira Orr (1997) - Silver Medal

Michele Van Gorp (1997) - Silver Medal

Debbie Leonard (1988) - Assistant Coach - Silver Medal

U.S. Olympic Festival

Chris Moreland (1986-East)

Kira Orr (1995-East & 1994-South)

Debbie Leonard (1987) - Assistant Coach

French Basketball

Allison Vernerey French National Team - 2009

U19 World Championship - 2009

U18 European Championship - 2008

U16 European Championship - 2006

Australia Basketball

Jessica Foley Senior National Team - "Rice Attack" Opals

World University Games - 2007, 2005

Junior World Championship - 2003, 2001

Overseas Players Past & Present

Alison Bales	Turkey, Russia, France
Mistie Bass	Israel, Italy, France
Alana Beard	Poland, South Korea, Australia, Israel
Chante Black	China, Turkey, Italy
Payton Black	Germany, Israel
Joanne Boyle	Luxembourg/Germany
Joy Cheek	Poland
Karima Christmas	Israel, Italy, South Korea
Monique Currie	Israel, Poland, Russia, Turkey, South Korea
Ali Day	France, Greece
Nicole Erickson	France
Jessica Foley	Australia
Carrem Gay	Israel, France
Chelsea Gray	Spain, Israel
Tye Hall	France
Lindsey Harding	Russia, Turkey
Sue Harnett	Belgium
Janee Hayes	Finland
Hilary Howard	Sweden
Richa Jackson	Brazil
Ka'lia Johnson	Czech Republic
Carey Kauffman	Spain
Ellen Langhi	Luxembourg
Celeste Lavoie	Germany
Tricia Liston	Italy, Spain
Barb Krause	Germany
Nicole Johnson	Germany
Katie Meier	Belgium
Bridgette Mitchell	France, Poland
Chris Moreland	France
Sheana Mosch	France, Turkey, Russia, Israel
Rochelle Parent	Luxembourg
Haley Peters	France, Spain
Jen Scanlon	Sweden
Kathleen Scheer	Australia
Shay Selby	Germany, Holland
Sarah Sullivan	Australia
Jasmine Thomas	Czech Republic, Russia, Israel, Turkey
Krystal Thomas	France, China, Spain
Iciss Tillis	South Korea, Russia, France
Michele Van Gorp	France, Greece, Italy
Lisa Warren	France
Chloe Wells	Brazil
Missy West	Germany
Wynter Whitley	Switzerland, Turkey
Elizabeth Williams	Turkey

The Record Book

Team Records	92-95
Opponent Team Records.....	96-97
Individual Records	98-103
Freshman Records	104-106
Cameron Indoor Stadium Records	107
Cameron Indoor Stadium Year-by-Year	108
Cameron Indoor Stadium Attendance	108
Boxscores from Record-Breaking Games	109-112
NCAA Tournament Records	113-115
NCAA Tournament Boxscores	116-128
1,000 Point Scorers	128-133
Year-by-Year Leaders.....	134
All-Time Player Statistics	135-151
Year-by-Year Team/Player Statistics	152-156
Duke's 100-Point Games.....	156

High/Low Scoring Affairs

Most Points Scored in First Half by Duke

65 vs. N.C. Central,
12-28-09

Most Points Scored in Second Half by Duke

70 vs. Stephen F. Austin,
11-29-03

In a Half by Opponent

63 at Clemson, 1-9-80

In a Game by Opponent

125 at N.C. State, 1-19-78

In a Game by Both Teams

241 vs. Alabama, 3-19-95

In a Losing Effort by Duke

120 vs. Alabama, 3-19-95

In a Winning Effort by Duke

128 vs. Howard, 12-6-02

Largest Margin of Victory

89 (117-28) vs.
N.C. Central, 12-28-09

Fewest Points Scored in a Game by Duke

31 vs. East Carolina,
1-20-76

Fewest Points Allowed in a Game by Duke

24 vs. Ball State, 12-19-05

Top Win Streaks

30 2006-07
22 2001-02
20 2010-11, 2005-06,
2002-03
16 2012-13, 2004-05,
1998-99
15 2003-04, 2002-03,
1999-2000

Points

Game 128 vs. Howard, 12-6-02
Season 3,009 (35 games), 2005-06

Field Goals Made

Game 51 vs. Howard, 12-6-02
Season 1,125 (35 games), 2005-06

Field Goals Attempted

Game 97 vs. Morgan State, 11-26-93
Season 2,354 (37 games), 2002-03

Field Goal Percentage

Game 68.2 (45-66) vs. Arkansas St., 11-26-05
Season 49.9 (35 games), 2013-14

Three-Pointers Made

Game 13 - three times - most recent
at San Diego, 12-30-05
Season 213 (36 games), 1998-99

Three-Pointers Attempted

Game 30 at Illinois, 3-16-97
30 vs. Georgia Tech, 1-17-05
Season 581 (36 games), 2010-11

Three-Point Field Goal Percentage

Game 1.000 (4-4) vs. New Hampshire, 12-1-89
Season 40.7 (35 games), 2013-14

Free Throws Made

Game 40 vs. Cheyney State, 12-28-85
Season 580 (37 games), 2002-03

Free Throws Attempted

Game 49 vs. Cheyney State, 12-28-85
Season 818 (30 games), 1985-86

Free Throw Percentage

Game 1.000 (16-16) vs. Stanford, 3-26-12
Season 76.0 (35 games), 2001-02

Rebounds

Game 69 vs. Buffalo, 11-25-14
Season 1,563 (36 games), 2004-05

Assists

Game 36 vs. UNC Wilmington, 12-20-11
36 at San Diego, 12-30-05
Season 717 (35 games), 2005-06

Steals

Game 31 vs. N.C. Central, 12-28-09
Season 480 (36 games), 2009-10

Blocked Shots

Game 16 at Wake Forest, 1-6-12*
16 at Ball State, 12-20-04*
Season 267 (36 games), 2004-05*
267 (35 games), 2005-06*

Miscellaneous Season Records

Most Games Played 37, 2002-03
Most Wins 35, 2002-03*
Most Losses 19, 1977-78
Best W/L Percentage946, 2002-03
Most ACC Wins 17, 2012-13+
Most ACC Losses 13, 1992-93
Fewest ACC Wins 2, 1981-82 & 1988-89
Fewest ACC Losses 0, 2001-02, 2002-03, 2006-07+
Best ACC W/L Percentage .. 1.000 (16-0), 2001-02 & 2002-03, 14-0 in 2006-07+
Most Consecutive Season Wins 30, 2006-07
Most Consecutive Season Losses 14, 1975-76
Most Consecutive ACC Wins 42, 2001-04*
Most Consecutive ACC Losses 10, 1988-89
Most Consecutive Home Wins 34, Jan. 21, 2010-Jan. 30, 2012
Most Consecutive Away Wins 26, Nov. 18, 2001-Feb. 2, 2004
Most Consecutive Home Losses 9, 1977-78
Most Consecutive Away Losses 7, 1977-78
Largest Average Winning Margin 27.7 (86.0 to 58.2), 2005-06
Largest Winning Margin in ACC Play +23.9 in 2003-04*
Largest Average Losing Margin -24.0 (69.6 to 45.6), 1975-76
Best Scoring Defense 51.4, 2006-07+
Fewest Points Scored 638 (14 games), 1975-76
Best Starts 30-0, 2006-07; 20-0, 2002-03, 2005-06, 2010-11;
20-1, 2000-01
Undefeated Starts 30-0, 2006-07; 20-0, 2002-03, 2005-06, 2010-11;
12-0, 1987-88
Best ACC Start 16-0, 2001-02, 2002-03, 2012-13
Average Assists 20.5 in 2005-06
Average Blocks 7.6 in 2005-06
Most Combined Free Throws Made 52 at Miami, 2-19-06
Most Combined Free Throws Attempted 70 at Miami, 2-19-06
Most Combined 3-Point Field Goals Made 23 vs. Ga. Tech, 1-17-05,
at San Diego, 12-30-05
Most Combined 3-Point Field Goal Attempts 53 vs. Syracuse, 1-8-15

Miscellaneous Game Records

Duke Records

Most First Half Points ... 65 vs. Morgan State, 11-26-93 & Fairfield, 11-22-05
Most Second Half Points 70 vs. Stephen F. Austin, 11-29-03
Fewest First Half Points 12 at Virginia, 1-30-00
Fewest Second Half Points 15 at Maryland, 1-30-98
Highest First Half FG% 79.3% vs. Davidson, 11-24-01,
at Boston College, 1-6-13
Highest Second Half FG% 76.2% at SE Louis., 12-30-88
Lowest First Half FG% ... 13.0% vs. Virginia, 2-19-97, vs. GW, 12-29-96
Lowest Second Half FG% 19.2% vs. Notre Dame, 11-26-11
Most Double-Figure Scorers 9 vs. N.C. Central, 12-28-09

Opponent Records

Most First Half Points 62 by Clemson, 1-11-78
Most Second Half Points 63 by Clemson, 1-9-80
Fewest First Half Points 3 by Monmouth, 12-30-12^
Fewest Second Half Points 6 by Catawba, 1-10-79
Highest First Half FG% 78.2% by UNCW, 12-2-80
Highest Second Half FG% 78.6% by UNC, 2-23-87
Lowest First Half FG% 4.0% by Monmouth, 12-30-12
Lowest Second Half FG% 11.5% by Davidson, 2-12-79
Most Turnovers in a Game 45 by Morgan State, 11-26-93
Highest FG Percentage in a Game 68.3% by Maryland, 2-4-89
Lowest FG Percentage in a Game .. 11.3% by Stephen F. Austin, 11-26-04

* ACC Record + Tied ACC Record ^ NCAA Record

Most Points in a Game

1.	128	vs. Howard, 12-6-2002
2.	123	vs. USC Upstate, 11-14-2013
3.	120	at Alabama, 3-18-1995
4.	119	at San Diego, 12-30-2005
	119	vs. Stephen F. Austin, 11-29-2003
6.	117	vs. N.C. Central, 12-28-2009
	117	vs. Western Carolina, 2-9-1994
8.	116	vs. Morgan State, 11-26-1993
9.	114	vs. UNC Asheville, 11-30-1994
	114	vs. ETSU, 12-8-1992

Fewest Points in a Game

1.	36	vs. N.C. State, 2-2-1978
2.	39	vs. Maryland, 2-9-1978
3.	40	vs. Connecticut, 3-29-2011
4.	43	at Virginia, 1-24-1987
	43	at N.C. State, 1-19-1978
6.	44	at Eastern Kentucky, 12-3-1983
	44	vs. N.C. State, 1-20-1979
8.	45	vs. Connecticut, 1-30-2012
	45	vs. Purdue, 3-28-1999
	45	vs. Maryland, 3-5-1994
	45	at Maryland, 2-1-1991

Most First Half Points

1.	65	vs. N.C. Central, 12-28-2009
	65	vs. Fairfield, 11-22-2005
	65	vs. Morgan State, 11-26-1993
4.	64	vs. Temple, 12-12-1998
5.	63	vs. East Carolina, 11-22-2002
6.	62	vs. Wake Forest, 3-5-2005
7.	61	vs. Florida International, 12-18-2002
8.	60	vs. Howard, 12-6-2002
	60	vs. USC Upstate, 11-14-2013
10.	59	vs. Northwestern State, 12-20-2003
	59	vs. Clemson, 1-26-2011

Fewest First Half Points

1.	12	at Virginia, 1-30-2000
2.	13	at North Carolina, 1-24-2005
3.	14	vs. George Washington, 12-29-1996
4.	15	vs. Notre Dame, 3-7-2015
	15	at North Carolina, 2-20-1979
6.	16	vs. East Carolina, 3-2-1978
	16	at N.C. State, 1-19-1978
	16	vs. Maryland, 2-12-1981
	16	vs. Maryland, 2-9-1978
10.	17	Four tied - most recent
		vs. Hartford, 11-21-2008

Most Second Half Points

1.	70	vs. Stephen F. Austin, 11-29-2003
2.	68	vs. Howard, 12-6-2002
3.	64	vs. Maryland, 1-23-2003
	64	vs. ETSU, 12-8-1992
	64	vs. UNC Asheville, 12-11-1991
6.	63	vs. Houston Baptist, 11-13-2009
	63	vs. Furman, 11-23-1984
	63	vs. USC Upstate, 11-14-2013
9.	62	vs. Indiana State, 12-4-1994
10.	61	Four tied - most recent
		at San Diego, 12-30-2005

Fewest Second Half Points

1.	15	at Maryland, 1-30-1998
2.	16	vs. N.C. State, 2-2-1978
3.	18	vs. Notre Dame, 11-26-11
	18	vs. North Carolina, 12-3-1981
	18	vs. Georgia Tech, 11-27-1981
	18	vs. N.C. State, 1-20-1979
7.	19	at Connecticut, 1-21-2013
	19	vs. Louisiana State, 3-28-2005
9.	20	vs. Connecticut, 1-18-2010

20	at N.C. State, 1-13-1993
20	at Clemson, 1-28-1991
20	vs. Clemson, 2-8-1989

Largest Halftime Lead

1.	56	vs. N.C. Central, 12-28-2009
2.	52	vs. Temple, 12-12-1998
3.	48	vs. Ball State, 12-19-2005
4.	47	vs. Clemson, 1-26-2011
5.	44	vs. Morgan State, 11-26-1993
6.	43	vs. East Carolina, 11-22-2002
7.	42	vs. Fairfield, 11-22-2005
	42	vs. USC Upstate, 11-14-13
9.	40	vs. Holy Cross, 1-4-2005
10.	39	vs. Iona, 11-18-2012
	39	vs. Iona, 11-18-2012

Largest Halftime Deficit

1.	34	vs. East Carolina, 3-2-1978
2.	30	vs. Virginia, 2-19-1997
3.	27	vs. N.C. State, 1-20-1979
4.	26	vs. N.C. State, 2-6-1991
	26	at Connecticut, 1-31-2011
6.	25	at Clemson, 1-9-1980
7.	23	vs. Virginia, 2-1-1992
	23	vs. Virginia, 1-5-1991
9.	22	vs. Clemson, 1-10-1992
	22	vs. N.C. State, 1-24-1984
	22	vs. Maryland, 1-18-1979

Highest Field Goal Percentage

1.	68.2	vs. Arkansas State, 11-25-2005
2.	67.6	vs. Stephen F. Austin, 11-29-2003
3.	67.2	vs. Davidson, 11-24-2001
4.	66.7	vs. Temple, 12-12-1998
5.	66.0	at Georgia Tech, 1-27-1997
6.	65.6	at Vanderbilt, 3-20-2012
7.	65.5	at Boston College, 1-6-2013
8.	64.5	vs. UW-Milwaukee, 3-17-2001
9.	64.3	at San Diego, 12-30-2005
	64.3	vs. Duquesne, 11-25-2000

Lowest Field Goal Percentage

1.	22.2	at Clemson, 1-29-1990
2.	23.1	vs. Baylor, 3-29-2010
3.	23.3	at North Carolina, 1-24-2005
4.	24.5	at George Washington, 12-29-1996
5.	24.6	vs. Connecticut, 1-30-2012
	24.6	at Wake Forest, 2-16-1991
7.	25.0	at Maryland, 2-9-1978
8.	25.4	vs. Connecticut, 3-29-2011
9.	26.1	vs. Kentucky, 1-4-2011
10.	26.2	vs. N.C. State, 2-2-1978

Highest First Half Field Goal Percentage

1.	79.3	at Boston College, 1-6-2013
	79.3	vs. Davidson, 11-24-2001
3.	70.9	vs. Cheyney, 11-26-1985
4.	69.7	at UNC Asheville, 11-29-1995
5.	69.4	vs. Temple, 12-12-1998
6.	68.4	vs. Wake Forest, 3-5-2005
	68.4	vs. Peace College, 1-26-1979
8.	68.0	vs. Florida State, 2-26-1999
	68.0	vs. Georgia Southern, 12-21-1984
10.	67.9	at Alabama, 11-16-2014
	67.9	at Georgia Tech, 1-18-2012
	67.9	at Georgia Tech, 1-11-1986
	67.9	vs. N.C. A&T, 2-27-1984

Lowest First Half Field Goal Percentage

1.	13.0	vs. Virginia, 2-19-1997
	13.0	vs. George Washington, 12-29-1996
3.	15.6	at Connecticut, 1-31-2011
4.	16.7	at North Carolina, 1-24-2005

5.	18.2	at Virginia, 1-30-2000
6.	19.4	at N.C. State, 1-19-1978
7.	20.0	vs. Virginia, 2-1-1992
8.	20.6	at Georgia Tech, 2-26-2015
9.	21.2	at Clemson, 1-29-1990
10.	21.9	at Connecticut, 1-3-2004
	21.9	vs. Connecticut, 2-1-2003

Highest Second Half Field Goal Percentage

1.	76.2	at SE Louisiana, 12-30-1988
2.	75.0	vs. Duquesne, 11-25-2000
3.	74.2	vs. Wake Forest, 1-2-2006
4.	73.1	at Georgia Tech, 1-27-1997
5.	73.0	vs. Wisconsin-Green Bay, 1-2-1991
	73.0	vs. N.C. Central, 11-20-1984
7.	72.7	vs. N.C. State, 1-21-1987
8.	72.0	vs. Virginia, 2-10-2006
	72.0	vs. Oklahoma State, 3-16-1995
10.	71.4	vs. Norfolk State, 3-15-2002

Lowest Second Half Field Goal Percentage

1.	19.2	vs. Notre Dame, 11-26-2011
2.	19.4	at Old Dominion, 11-27-1994
	19.4	at Virginia, 2-4-1984
4.	20.0	vs. Connecticut, 1-30-2012
5.	21.1	vs. Old Dominion, 1-21-1989
6.	21.2	vs. Wake Forest, 2-16-1991
7.	21.6	vs. North Carolina, 2-22-1980
8.	21.9	vs. Baylor, 3-29-2010
9.	22.2	at Virginia, 2-22-1998
10.	23.3	at Clemson, 1-29-1990

Most Total Rebounds

1.	69	vs. Buffalo, 11-25-2014
2.	68	vs. Catawba, 1-10-1979
3.	67	vs. Alabama, 3-18-1995
4.	64	vs. Stephen F. Austin, 11-26-2004
	64	at Furman, 12-3-1979
6.	63	vs. USC Upstate, 11-14-2013
	63	vs. Northeastern, 11-11-2006
	63	vs. UNC Asheville, 12-8-1979
9.	62	vs. Houston Baptist, 11-13-2009
	62	vs. Ball State, 12-19-2005
	62	vs. Charleston, 12-18-1990

Most Offensive Rebounds

1.	34	vs. UNC Asheville, 11-30-1994
2.	33	vs. Bucknell, 12-21-2007
3.	32	vs. North Carolina, 3-1-2009
4.	31	vs. Maine, 11-16-2008
5.	29	vs. Northeastern, 11-11-2006
6.	28	vs. Buffalo, 11-25-2014
7.	26	vs. Virginia Tech, 2-20-2011
	26	vs. Houston Baptist, 11-13-2009
	26	vs. Maryland, 1-12-2009
	26	vs. Oklahoma State, 11-14-2008
	26	vs. Houston, 11-19-2006
	26	at Connecticut, 3-28-2006

Most Field Goals Made

1.	51	vs. Howard, 12-6-1993
2.	49	vs. Morgan State, 11-26-1993
3.	48	at Alabama, 3-18-1995
4.	47	vs. NC Central, 12-28-2009
	47	at ETSU, 11-23-1991
6.	46	vs. USC Upstate, 11-14-2013
	46	vs. Stephen F. Austin, 11-29-2003
	46	vs. NC Central, 11-20-1984
9.	45	at San Diego, 12-30-2005
	45	vs. Arkansas St., 11-25-2005

Most Field Goals Attempted

1.	97	vs. Morgan State, 11-26-1993
2.	94	vs. Utah Valley, 12-18-2007
3.	93	at Alabama, 3-18-1995
4.	92	vs. Catawba, 1-10-1979
5.	91	vs. Bucknell, 12-21-2007
6.	90	vs. Wake Forest, 11-24-1979
7.	87	vs. North Carolina, 3-1-2009
	87	at Furman, 11-23-1984
9.	86	vs. UNC Asheville, 11-30-1994
10.	85	vs. American, 12-4-1993
	85	vs. UNC Asheville, 12-11-1991
	85	vs. Guilford, 12-4-1978

Most Three-Point Field Goals Made

1.	13	at San Diego, 12-30-2005
	13	vs. St. John's, 12-28-2005
	13	vs. Georgia Tech, 1-17-2005
4.	12	vs. N.C. State, 3-8-2013
	12	vs. NC State, 3-8-2013
	12	vs. Clemson, 1-26-2011
	12	vs. Colorado St., 12-22-2005
	12	vs. Wake Forest, 3-5-2005
	12	at North Carolina, 2-14-2004
	12	vs. East Carolina, 11-22-2002
	12	vs. North Carolina, 2-12-1998

Most Three-Point Field Goals Attempted

1.	30	at Illinois, 3-16-1997
	30	vs. Georgia Tech, 1-17-2005
	30	vs. Pacific, 12-4-2004
4.	29	vs. Clemson, 1-26-2011
	29	vs. Maryland, 1-6-2011
	29	vs. Northwestern St., 3-21-2004
7.	28	vs. Georgia Tech, 2-11-2000
8.	27	vs. Georgia Tech, 1-17-2005
	27	vs. Clemson, 2-27-2004
10.	26	at Tulsa, 12-21-2002
	26	vs. Marquette, 11-29-1998
	26	vs. Michigan, 12-7-1997

Most Free Throws Made

1.	40	vs. Cheyney State, 12-28-1985
2.	38	at Connecticut, 11-13-1998
3.	34	at Virginia, 2-22-1998
4.	32	at St. John's, 12-29-1986
	32	vs. Clemson, 3-4-1983
6.	30	vs. Pittsburgh, 12-21-2006
	30	at Miami, 2-19-2006
	30	at Florida State, 2-15-1998
9.	29	vs. North Carolina, 1-27-2000
	29	at Virginia, 2-4-1999

Most Free Throws Attempted

1.	49	vs. Cheyney State, 12-28-1985
2.	48	at Connecticut, 11-13-1998
3.	45	at UNC Wilmington, 2-23-1985
4.	44	vs. Northwestern St., 12-20-2003
	44	vs. Howard, 11-30-1987
6.	43	at Miami, 2-19-2006
	43	vs. Clemson, 3-4-1983
8.	42	at Virginia, 2-22-1998
	42	vs. Virginia, 1-16-1990
	42	vs. North Carolina, 2-24-1978

Most Steals

1.	31	vs. N.C. Central, 12-28-2009
2.	28	vs. UNC Wilmington, 12-20-2011
	28	vs. UNC Greensboro, 11-18-2007
4.	26	at Houston Baptist, 11-13-2009
5.	25	at Maine, 12-21-2009
	25	vs. Quinnipiac, 12-28-2008
	25	at Tulsa, 12-21-2002
	25	vs. Charleston Southern, 2-16-2002

25	vs. Guilford, 12-4-1978	
10.	24	vs. Utah Valley, 12-18-2007
	24	vs. Northeastern, 11-11-2006

Most Assists

1.	36	vs. UNC Wilmington, 12-20-2011
	36	at San Diego, 12-30-2005
3.	35	vs. N.C. Central, 12-28-2009
	35	vs. Howard, 12-6-2002
5.	33	vs. Ball State, 12-19-2005
	33	vs. Elon, 11-21-2003
7.	32	vs. Stephen F. Austin, 11-29-2003
	32	vs. Elon, 12-02-1999
	32	at East Carolina, 1-5-1994
10.	31	vs. Fairfield, 11-22-2005

Most Blocks

1.	16	at Wake Forest, 1-6-2012
	16	at Ball State, 12-20-2004
3.	15	vs. Wake Forest, 1-4-2015
	15	vs. Ball State, 12-19-2005
5.	14	vs. South Florida, 11-15-2007
	14	vs. Wake Forest, 2-12-2004
7.	13	vs. Georgia Tech, 3-7-2014
	13	vs. Virginia, 1-16-2014
	13	vs. Georgia Tech, 1-17-2005
	13	vs. North Carolina, 2-20-2003

Most Turnovers

1.	39	vs. Virginia, 1-23-1988
2.	37	at N.C. State, 1-19-1978
	37	at Clemson, 1-11-1978
4.	36	vs. Colorado, 1-5-1980
	36	at North Carolina, 2-20-1979
6.	35	at Maryland, 1-10-1981
	35	vs. North Carolina, 2-24-1978
8.	34	vs. BYU, 1-10-1987
	34	vs. North Carolina, 2-14-1980
10.	33	Three tied - most recent
		vs. Virginia, 1-5-1991

Fewest Turnovers

1.	4	vs. Appalachian State, 2-16-1979
2.	5	vs. Northwestern State, 3-21-1986
	5	vs. Appalachian State, 12-6-1980
4.	6	vs. Georgia, 3-29-2003
	6	vs. Clemson, 12-31-1984
6.	8	Fifteen tied - most recent
		vs. Iona, 11-18-2012

Largest Margin of Victory

1.	89	vs. N.C. Central, 12-28-2009
2.	86	vs. Ball State, 12-19-2005
3.	83	vs. USC Upstate, 11-14-2013
4.	82	vs. Elon, 11-21-2003
5.	78	vs. Temple, 12-12-1998
6.	75	vs. Howard, 12-6-2002
7.	73	vs. Western Carolina, 2-9-1994
8.	70	vs. Wisconsin-Milwaukee, 12-3-1994
9.	69	vs. Iona, 11-18-2012
	69	at Houston Baptist, 11-13-2009
	69	at Southern, 3-19-2006

Largest Margin of Defeat

1.	82	at N.C. State, 1-19-1978
2.	64	vs. Maryland, 2-9-1978
3.	59	at Clemson, 1-11-1978
4.	55	N.C. State, 1-20-1979
	55	at Clemson, 1-9-1980
6.	50	N.C. State, 2-2-1978
7.	48	UNC Asheville, 12-8-1979
8.	45	at Virginia, 2-15-1992
9.	40	vs. East Carolina, 3-2-1978
10.	39	at N.C. State, 3-4-1989

Largest Margin of Victory**(ACC Games Only)**

1.	67	vs. Georgia Tech, 1-7-1999
2.	62	vs. Florida State, 12-6-1995
3.	57	vs. Wake Forest, 3-5-2005
	57	vs. Clemson, 2-27-2004
4.	55	vs. Clemson, 1-26-2011
5.	52	vs. Clemson, 2-5-2007
6.	50	vs. Virginia Tech, 2-20-2011
	50	vs. Clemson, 1-28-2001
8.	49	vs. Maryland, 1-23-2003
9.	46	vs. Wake Forest, 1-2-2006
10.	45	vs. Wake Forest, 1-6-2002

Largest Margin of Victory Under Coach P

1.	89	vs. N.C. Central, 12-28-2009
2.	69	vs. Iona, 11-18-2012
	69	at Houston Baptist, 11-13-2009
4.	67	vs. Maine, 11-16-2008
5.	66	vs. Gardner-Webb, 11-25-2011
6.	62	vs. UNC Wilmington, 12-20-2011
7.	55	vs. Clemson, 1-26-2011
8.	53	vs. N.C. Central, 1-3-2008
9.	50	vs. Virginia Tech, 2-20-2011
10.	45	vs. Valparaiso, 11-23-2012
	45	vs. Sienna, 12-20-2008
	45	vs. UNC Greensboro, 11-18-2007

Largest Margin of Victory Under Coach P**(ACC Games Only)**

1.	55	vs. Clemson, 1-26-2011
2.	50	vs. Virginia Tech, 2-20-2011
3.	44	vs. Pittsburgh, 1-26-2014
	44	at Virginia Tech, 2-14-2013
	44	at Clemson, 1-27-2012
6.	43	vs. Wake Forest, 2-11-2011
7.	40	vs. North Carolina, 2-6-2012
8.	39	vs. Miami, 1-31-2013
9.	37	vs. Clemson, 1-20-2013
	37	at Boston College, 1-6-2013
	37	vs. Georgia Tech, 1-21-2011

Most Points

1.	3009	2005-06
2.	2922	2001-02
	2922	2002-03
4.	2860	1998-99
5.	2800	2013-14
6.	2785	2003-04
7.	2737	2004-05
8.	2683	2012-13
9.	2568	2006-07
10.	2558	2000-01

Most Three-Point Field Goals Attempted

1.	581	2010-11
2.	574	2002-03
3.	553	1998-99
4.	546	2003-04
5.	542	2005-06
	542	1999-00
7.	525	1995-96
8.	520	2001-02
9.	514	2004-05
10.	512	2009-10

Highest Rebounding Average

1.	45.2	1985-86
2.	45.1	2014-15
3.	44.7	2008-09
4.	43.8	2005-06
5.	43.7	1987-88
6.	43.4	2004-05
7.	43.2	2009-10
8.	43.2	1979-80
9.	42.5	2013-14
10.	42.4	2006-07

Highest Blocked Shot Average

1.	7.6	2005-06
2.	7.4	2004-05
3.	6.8	2003-04
4.	6.6	2006-07
5.	6.5	2014-15
6.	6.0	2013-14
	6.0	2007-08
8.	5.8	2008-09
	5.8	2011-12
10.	5.2	2009-10
	5.2	2012-13

Highest Scoring Average

1.	86.0	2005-06
2.	83.5	2001-02
3.	81.9	2003-04
4.	80.8	1985-86
5.	80.0	2013-14
6.	79.6	1994-95
7.	79.4	1998-99
8.	79.0	2002-03
9.	76.1	1993-94
10.	76.0	2004-05

Highest Three-Point Field Goal Percentage

1.	.407	2013-14
2.	.406	1988-89
3.	.405	2012-13
4.	.391	2005-06
5.	.385	1998-99
6.	.383	2001-02
7.	.374	1992-93
8.	.372	1989-90
9.	.371	2011-12
10.	.366	1995-96

Most Defensive Rebounds

1.	1027	2004-05
2.	1015	2005-06
3.	1002	2014-15
4.	985	2013-14
5.	981	2001-02
6.	965	2012-13
7.	953	2006-07
8.	944	2002-03
9.	926	2009-10
10.	906	2010-11

Most Steals

1.	480	2009-10
2.	462	2002-03
3.	447	2010-11
4.	442	2007-08
5.	438	2008-09
6.	414	2012-13
7.	412	2011-12
	412	2000-01
9.	411	2005-06
10.	404	2001-02

Most Field Goals Made

1.	1125	2005-06
2.	1080	2001-02
3.	1076	2002-03
4.	1067	2013-14
5.	1041	1998-99
6.	1027	2003-04
7.	1013	2004-05
8.	1011	2012-13
9.	964	2011-12
10.	958	2007-08
	958	2000-01

Most Free Throws Made

1.	580	2002-03
2.	576	1999-00
3.	565	1998-99
4.	563	2001-02
5.	557	1985-86
6.	549	2003-04
7.	547	2005-06
8.	528	2004-05
	528	2006-07
10.	513	1997-98

Most Offensive Rebounds

1.	629	2009-10
2.	607	2010-11
3.	600	1987-88
	600	1986-87
	600	1985-86
6.	593	2007-08
7.	587	2008-09
8.	551	2012-13
9.	550	2002-03
10.	536	2004-05

Highest Steal Average

1.	13.3	2009-10
2.	13.3	2008-09
3.	12.6	2007-08
4.	12.5	2002-03
5.	12.5	2011-12
6.	12.4	2010-11
7.	12.1	2000-01
8.	11.7	2005-06
9.	11.7	2003-04
10.	11.5	2001-02
	11.5	2012-13

Most Field Goals Attempted

1.	2354	2002-03
2.	2273	2009-10
3.	2259	2005-06
4.	2255	2007-08
5.	2241	2010-11
6.	2228	2012-13
7.	2209	2004-05
8.	2203	2001-02
9.	2169	2003-04
10.	2160	2008-09

Most Free Throws Attempted

1.	818	1985-86
2.	791	1998-99
3.	788	2002-03
4.	765	1999-00
5.	760	2003-04
6.	754	2004-05
7.	747	2005-06
8.	745	1997-98
9.	741	2001-02
10.	728	2013-14

Most Assists

1.	717	2005-06
2.	685	2003-04
3.	678	2001-02
4.	656	2004-05
5.	640	1998-99
6.	626	2002-03
7.	617	1995-96
8.	588	2013-14
9.	581	2006-07
10.	579	2000-01

Most Games Played

1.	37	2002-03
2.	36	2012-13
	36	2010-11
	36	2009-10
	36	1998-99
	36	2004-05
7.	35	2013-14
	35	2005-06
	35	2001-02
10.	35	2007-08

Highest Field Goal Percentage

1.	.499	2013-14
2.	.498	2005-06
3.	.490	2001-02
4.	.485	1995-96
5.	.484	1998-99
6.	.476	2011-12
7.	.475	1986-87
8.	.475	1985-86
9.	.473	2003-04
10.	.468	1984-85

Highest Free Throw Percentage

1.	.760	2001-02
2.	.753	1999-00
3.	.741	2012-13
4.	.738	2006-07
5.	.736	2002-03
6.	.732	2005-06
7.	.722	2003-04
8.	.717	1996-97
9.	.715	1988-89
10.	.714	1998-99

Highest Assist Average

1.	20.5	2005-06
2.	20.1	2003-04
3.	19.4	2001-02
4.	18.7	1995-96
5.	18.2	2004-05
6.	17.8	1998-99
7.	17.1	2006-07
8.	17.0	2000-01
9.	16.9	2002-03
10.	16.8	2013-14

Most Minutes Played

1.	7450	2002-03
2.	7202	2004-05
3.	7200	2012-13
	7200	2009-10
	7200	2010-11
	7200	1998-99
7.	7100	2005-06
8.	7026	2001-02
9.	7025	2013-14
10.	7000	2007-08

Most 3-Point Field Goals Made

1.	213	1998-99
2.	212	2005-06
3.	199	2010-11
	199	2001-02
5.	198	1999-00
6.	193	2012-13
7.	192	1995-96
8.	190	2002-03
9.	187	2013-14
10.	183	2004-05

Most Rebounds

1.	1563	2004-05
2.	1555	2009-10
3.	1532	2014-15
	1532	2005-06
5.	1516	2012-13
6.	1513	2010-11
7.	1494	2002-03
8.	1489	2013-14
9.	1482	2007-08
10.	1475	2008-09

Most Blocked Shots

1.	267	2005-06
	267	2004-05
3.	231	2003-04
4.	224	2006-07
5.	221	2014-15
6.	210	2013-14
	210	2007-08
8.	191	2008-09
	191	2011-12
10.	187	2012-13

Most Points in a Game

1. 125 at N.C. State, 1-19-1978
2. 121 at Alabama, 3-18-1995
3. 118 at Clemson, 1-11-1978
4. 117 vs. Maryland, 1-14-1978
5. 111 at Clemson, 1-9-1980
6. 107 vs. Clemson, 1-10-1992
7. 104 vs. Connecticut, 11-13-1998
8. 103 vs. N.C. State, 1-10-1990
- 103 vs. Maryland, 2-9-1978
10. 102 at N.C. State, 2-5-1986
- 102 vs. N.C. State, 2-22-1983

Fewest Points in a Game

1. 24 vs. Ball State, 12-18-2005
2. 25 vs. Davidson, 2-12-1979
3. 26 vs. Virginia Tech, 1-16-13
- 26 vs. Elon, 11-21-2003
5. 27 vs. Southern, 3-19-2006
- 27 vs. UNC Asheville, 12-19-1998
7. 28 vs. N.C. Central, 12-28-2009
8. 29 vs. N.C. Central, 1-3-2008
- 29 vs. Stephen F. Austin, 11-26-2004
10. 30 vs. Pacific, 12-4-2004
- 30 vs. Florida State, 12-6-1995

Most First Half Points

1. 62 at Clemson, 1-11-1978
2. 58 at N.C. State, 1-19-1978
3. 53 vs. N.C. State, 1-20-1979
4. 52 vs. Virginia, 2-19-1997
- 52 vs. N.C. State, 1-10-1990
- 52 vs. Northwestern State, 3-21-1986
7. 51 vs. Connecticut, 11-13-1998
- 51 vs. Clemson, 1-10-1992
9. 50 at N.C. State, 2-21-1989
- 50 vs. East Carolina, 2-23-1980
- 50 at East Carolina, 3-2-1978

Fewest First Half Points

1. 3 vs. Monmouth, 12-30-2012
2. 7 at Ball State, 12-20-2004
3. 8 vs. Boston, 12-30-2006
4. 9 at Oklahoma State, 12-12-2010
- 9 vs. N.C. Central, 12-28-2009
- 9 vs. Ball State, 12-19-2005
7. 11 vs. Old Dominion, 11-29-2006
- 11 vs. Maryland, 3-6-2005
- 11 at N.C. State, 1-29-2003
- 11 vs. Hampton, 12-8-1998
- 11 vs. UNC Asheville, 12-11-1991

Most Second Half Points

1. 67 at N.C. State, 1-19-1978
2. 63 at Clemson, 1-9-1980
3. 60 at N.C. State, 1-19-1988
4. 59 at N.C. State, 1-9-1991
5. 58 at Oklahoma, 12-8-2013
- 58 at North Carolina, 12-6-1979
7. 57 vs. North Carolina, 3-5-1995
- 57 at N.C. State, 2-5-1986
- 57 vs. N.C. State, 2-22-1983
- 57 vs. N.C. State, 12-4-1980

Fewest Second Half Points

1. 6 vs. Catawba, 1-10-1979
2. 8 vs. Davidson, 2-12-1979
3. 9 vs. Elon, 11-21-2003
4. 10 at Denver, 11-11-2007
5. 11 vs. Southern, 3-19-2006
- 11 at Eastern Kentucky, 12-3-1983
7. 12 vs. Manhattan, 12-21-1996
8. 13 vs. Iona, 11-18-2012
9. 14 7 tied - most recent
- vs. Miami, 1-31-2013

Highest FG Percentage

1. 68.3 at Maryland, 2-4-1989
2. 65.5 vs. Virginia, 1-25-1994
3. 63.8 vs. N.C. State, 2-22-1983
4. 62.9 vs. Dayton, 1-3-1981
5. 62.5 vs. Clemson, 1-28-1994
6. 61.8 vs. Notre Dame, 2-2-2014
7. 61.2 at Clemson, 1-11-1978
8. 61.1 vs. N.C. State, 1-10-1990
9. 60.9 at North Carolina, 1-19-1982
10. 60.7 at Maryland, 12-10-1983

Lowest FG Percentage

1. 11.3 vs. Stephen F. Austin, 11-26-2004
2. 12.7 vs. Ball State, 12-19-2005
3. 14.0 vs. UNC Asheville, 12-19-1998
4. 17.2 vs. Iona, 11-18-2012
5. 18.3 vs. Southern, 3-19-2006
6. 18.6 vs. Davidson, 2-12-1979
7. 19.2 at Ball State, 12-20-2004
8. 20.0 at Virginia, 2-24-2011
- 20.0 vs. Temple, 12-12-1998
10. 20.4 vs. Kansas, 11-30-2013
- 20.4 at Houston Baptist, 11-13-2009

Highest First Half FG Percentage

1. 81.3 at Georgia Tech, 2-6-1982
2. 78.2 vs. UNC Wilmington, 12-2-1980
3. 75.0 at Maryland, 2-4-1989
4. 71.4 at North Carolina, 1-19-1982
5. 68.0 at Georgia Tech, 3-2-1992
6. 66.7 vs. Virginia, 1-25-1994
- 66.7 at Richmond, 1-31-1989
- 66.7 vs. Maryland, 1-14-1989
- 66.7 at North Carolina, 2-12-1985
10. 65.2 vs. Seton Hall, 12-7-1991
- 65.2 at Maryland, 12-7-1985

Lowest First Half FG Percentage

1. 4.0 vs. Monmouth, 12-30-2012
2. 9.1 vs. Ball State, 12-19-2005
- 9.1 vs. Stephen F. Austin, 11-26-2004
4. 10.5 vs. Boston, 12-30-2006
5. 13.6 vs. Maryland, 3-6-2005
6. 13.8 at Virginia, 2-24-2011
- 13.8 vs. Temple, 12-12-1998
8. 14.3 at Oklahoma State, 12-12-2010
- 14.3 at Ball State, 12-20-2004
10. 15.0 vs. N.C. Central, 12-28-2009
- 15.0 vs. Holy Cross, 1-4-2005

Highest Second Half FG Percentage

1. 78.6 vs. North Carolina, 2-23-1987
2. 72.0 vs. Connecticut, 3-29-2011
3. 70.8 at N.C. State, 1-19-1988
4. 70.0 at Maryland, 12-10-1983
5. 69.4 vs. N.C. State, 2-22-1983
6. 68.2 vs. Maryland, 2-18-1990
7. 68.0 at Clemson, 2-16-1997
8. 67.9 at Old Dominion, 12-7-1996
9. 66.7 Six tied - most recent
- at Texas A&M, 11-15-2009

Lowest Second Half FG Percentage

1. 11.5 vs. Davidson, 2-12-1979
2. 12.0 vs. UNC Asheville, 12-19-1998
3. 12.9 vs. Southern, 3-19-2006
4. 13.0 at Denver, 11-11-2007
5. 13.8 vs. Iona, 11-18-2012
- 13.8 vs. Stephen F. Austin, 11-26-2004
7. 14.3 at Eastern Kentucky, 12-3-1983
8. 15.8 vs. Ball State, 12-19-2005
9. 16.0 vs. Elon, 11-21-2003
10. 16.7 vs. Miami, 1-31-2013
- 16.7 at Houston Baptist, 11-13-2009

- 16.7 vs. William & Mary, 11-24-1984

Most Total Rebounds

1. 67 at Notre Dame, 11-21-1998
- 67 at Clemson, 1-9-1980
3. 64 at N.C. State, 1-19-1978
4. 63 vs. Maryland, 2-9-1978
5. 62 vs. Clemson, 3-3-1990
- 62 at UNC Charlotte, 2-4-1978
- 62 at East Carolina, 12-3-1977
8. 61 at East Carolina, 3-2-1978
9. 59 at Alabama, 3-18-1995
- 59 at North Carolina, 2-25-1995

Fewest Total Rebounds

1. 14 vs. Stephen F. Austin, 11-29-2003
2. 17 vs. Maine, 11-16-2008
3. 18 vs. Elon, 11-21-2003
- 18 vs. St. John's, 11-26-1989
- 18 vs. Holy Cross, 3-13-1999
6. 19 at Clemson, 2-6-2014
- 19 vs. Arkansas State, 11-25-2005
8. 20 vs. St. Joseph's, 12-8-2002
9. 21 vs. Florida State, 1-16-1994
- 21 vs. Presbyterian, 11-17-2012

Most Offensive Rebounds

1. 29 at Alabama, 3-18-1995
2. 28 vs. North Carolina, 3-3-2013
- 28 vs. Clemson, 3-3-1990
4. 27 at Tennessee, 1-22-2007
- 27 vs. Clemson, 2-26-1990
6. 26 vs. Kentucky, 12-21-2014
- 26 vs. Virginia Tech, 2-22-2006
- 26 vs. North Carolina, 1-25-1995
9. 25 at North Carolina, 2-25-2006
- 25 at California, 12-21-1993
- 25 vs. N.C. State, 2-6-1991
- 25 at Providence, 12-6-1987

Fewest Offensive Rebounds

1. 2 vs. Holy Cross, 3-13-1999
2. 3 vs. Wake Forest, 1-13-2000
- 3 vs. Clemson, 1-28-1994
4. 4 vs. Iona, 11-18-2012
- 4 vs. Georgia Southern, 11-19-2009
- 4 vs. Stephen F. Austin, 11-29-2003
- 4 at Virginia Tech, 12-8-1999
- 4 vs. UNC Greensboro, 11-19-1997
- 4 vs. UNC Asheville, 11-23-1996
- 4 vs. Maryland, 2-18-1994

Most Field Goals Made

1. 52 at Clemson, 1-11-1978
2. 50 at Clemson, 1-9-1980
3. 48 at N.C. State, 1-19-1978
- 45 vs. Clemson, 2-5-1979
5. 45 vs. N.C. State, 1-20-1979
- 44 vs. N.C. State, 1-10-1990
7. 44 at Alabama, 3-18-1995
- 44 vs. N.C. State, 2-22-1983
- 44 vs. Maryland, 2-9-1978
10. 43 at Maryland, 2-4-1989

Fewest Field Goals Made

1. 7 vs. Stephen F. Austin, 11-26-2004
- 7 vs. UNC Asheville, 12-19-1998
3. 8 vs. Catawba, 1-10-1979
4. 9 vs. N.C. Central, 12-28-2009
- 9 vs. Ball State, 12-19-2005
6. 10 Six tied - most recent
- at Houston Baptist, 11-13-2009

Most Field Goals Attempted

1. 114 at Alabama, 3-18-1995
2. 95 at East Carolina, 12-3-1977
3. 92 at Clemson, 1-9-1980
4. 89 vs. Clemson, 2-5-1979
- 89 vs. NC State, 1-20-1979
6. 88 vs. Clemson, 2-8-1979
- 88 at North Carolina, 12-6-1979
- 88 at NC State, 1-19-1978
9. 87 at East Carolina, 2-22-1979
10. 86 at Florida State, 1-23-2014

Fewest Field Goals Attempted

1. 35 vs. Presbyterian, 11-17-2012
2. 37 vs. Catawba, 1-10-1979
3. 38 vs. Maine, 11-16-2008
- 38 vs. Detroit Mercy, 12-27-2002
5. 39 vs. Auburn, 11-27-2005
6. 40 vs. Clemson, 1-16-2000
- 40 at Eastern Kentucky, 12-3-1983
8. 41 vs. Purdue, 11-22-2007
- 41 vs. NC Central, 12-28-2009
- 41 vs. UNC Asheville, 11-23-1996

Most First Half Field Goals Made

1. 23 at Clemson, 1-9-1980
- 23 vs. Maryland, 2-9-1978
- 23 at NC State, 1-19-1978
4. 22 vs. NC State, 1-10-1990
- 22 at NC State, 2-21-1989
- 22 at East Carolina, 3-2-1978
7. 21 Five tied - most recent at Maryland, 2-4-1989

Fewest First Half Field Goals Made

1. 1 vs. Monmouth, 12-30-2012
2. 3 at Oklahoma State, 12-12-2010
- 3 vs. NC Central, 12-28-2009
- 3 vs. UNC Greensboro, 11-18-2007
- 3 vs. Ball State, 12-19-2005
- 3 vs. Maryland, 3-6-2005
- 3 vs. Holy Cross, 1-4-2005
- 3 at Ball State, 12-20-2004
- 3 vs. Stephen F. Austin, 11-26-2004
10. 4 Eight tied - most recent at Virginia, 2-24-2011

Most First Half Field Goals Attempted

1. 48 at Providence, 12-6-1987
2. 47 vs. NC State, 2-6-1991
- 47 vs. VCU, 1-20-1978
4. 46 vs. Clemson, 2-8-1979
5. 45 vs. Maryland, 1-13-2007
- 45 at Virginia, 1-9-1993
7. 44 Five tied - most recent vs. North Carolina, 3-4-2002

Fewest First Half Field Goals Attempted

1. 15 vs. Monmouth, 12-30-2012
2. 16 vs. UNC Greensboro, 11-18-2007
- 16 vs. Florida State, 1-16-1994
- 16 at Georgia Tech, 2-6-1982
5. 18 at Virginia Tech, 2-14-2013
- 18 at Wisconsin, 12-2-2010
- 18 at Penn State, 11-18-2005
8. 19 at Temple, 12-31-2009
- 19 vs. Maryland, 3-8-2008
- 19 vs. UNC Greensboro, 11-24-1996

Most Second Half Field Goals Made

1. 27 at Clemson, 1-9-1980
- 27 at North Carolina, 12-6-1979
3. 25 vs. N.C. State, 2-22-1983
- 25 at N.C. State, 1-19-1978
5. 24 vs. Georgia Tech, 1-28-1989
6. 23 at North Carolina, 1-10-1989
7. 22 Ten tied - most recent vs. Virginia, 2-13-1993

Fewest Second Half Field Goals Made

1. 2 at Eastern Kentucky, 12-3-1983
2. 3 at Denver, 11-11-2007
- 3 vs. UNC Asheville, 12-19-1998
4. 4 vs. Iona, 11-18-2012
- 4 at Houston Baptist, 11-13-2009
- 4 vs. Southern, 3-19-2006
- 4 at Stephen F. Austin, 11-26-2004
- 4 vs. Elon, 11-21-2003
9. 5 Eleven tied - most recent vs. Miami, 1-31-2013

Most Second Half Field Goals Attempted

1. 52 at East Carolina, 2-22-1979
2. 48 at Clemson, 1-9-1980
3. 47 vs. Charleston, 12-18-1990
- 47 at N.C. State, 1-19-1978
5. 46 at North Carolina, 2-24-2002
- 46 vs. Montana, 11-26-1994
- 46 at North Carolina, 1-10-1989
8. 45 Nine tied - most recent at North Carolina, 1-22-1999

Fewest Second Half Field Goals Attempted

1. 14 vs. Georgia Tech, 1-21-2011
- 14 at Maine, 12-21-2009
- 14 at Eastern Kentucky, 12-3-1983
4. 17 vs. Auburn, 11-27-2005
- 17 vs. Maryland, 2-3-2000
- 17 at Florida State, 1-21-1992
- 17 at Wake Forest, 2-16-1991
- 17 at North Carolina, 2-20-1988
- 17 vs. Notre Dame, 2-6-1988
10. 18 Six tied - most recent vs. Xavier, 12-21-2010

Most Three-Point Field Goals Made

1. 14 vs. North Carolina, 3-1-2015
- 14 vs. DePaul, 3-24-2014
3. 13 at Boston College, 1-22-2015
- 13 vs. Syracuse, 1-8-2015
- 13 vs. Oklahoma, 12-17-2014
- 13 vs. Connecticut, 1-18-2010
7. 12 vs. Southern California, 12-6-2009
8. 11 at Wake Forest, 1-19-2005
- 11 vs. TCU, 3-17-2002
- 11 at North Carolina, 1-24-1996

Most Three-Point Field Goals Attempted

1. 52 at Alabama, 3-18-1995
2. 39 vs. Marquette, 11-23-2014
3. 38 at Syracuse, 1-9-2014
- 38 vs. Syracuse, 1-8-2015
5. 37 vs. Miami, 1-18-2015
6. 36 vs. Wake Forest, 3-5-2005
7. 35 at Boston College, 1-22-2015
8. 34 vs. Oklahoma, 12-17-2014
9. 33 vs. Virginia Tech, 1-15-2015
10. 32 vs. Marquette, 11-27-2009

Most Free Throws Made

1. 35 at Clemson, 12-9-2000
- 35 at N.C. State, 1-19-1988
3. 34 vs. North Carolina, 3-9-2008
- 34 at DePaul, 11-29-1986

5. 33 at Maryland, 1-14-2008
- 33 at Illinois, 3-16-1997
- 33 vs. Clemson, 3-3-1990
8. 31 at Penn State, 11-18-2005
9. 30 at Penn State, 11-20-2000
- 30 at Maryland, 2-5-1993

Most Free Throws Attempted

1. 57 vs. Clemson, 3-3-1990
2. 48 at N.C. State, 1-19-1988
3. 44 vs. North Carolina, 3-8-2008
4. 42 at Maryland, 1-14-2008
- 42 at Penn State, 11-18-2005
- 42 at DePaul, 11-29-1986
- 42 at Maryland, 2-13-1983
8. 41 at Clemson, 12-9-2000
- 41 at N.C. State, 1-19-1978
10. 40 at Illinois, 3-16-1997
- 40 at Maryland, 2-5-1993

Most Assists

1. 36 at Maryland, 2-4-1989
2. 35 at N.C. State, 2-21-1989
3. 29 vs. N.C. State, 1-10-1990
- 29 at Clemson, 1-9-1980
5. 28 at N.C. State, 1-9-1991
- 28 vs. Virginia, 2-11-1989
- 28 vs. Stanford, 12-20-1988
- 28 vs. N.C. State, 1-20-1979
8. 27 Three tied - most recent at Texas A&M, 11-17-1995

Most Blocks

1. 11 at North Carolina, 2-28-2010
- 11 at Texas A&M, 11-15-2009
- 11 vs. Michigan State, 3-24-2009
- 11 at N.C. State, 1-19-2009
- 11 at Clemson, 1-29-1990
6. 10 vs. St. John's, 12-9-2012
- 10 at Auburn, 12-31-2004
8. 9 vs. Mississippi State, 3-22-2015
- 9 at Richmond, 12-8-1996
- 9 vs. Purdue, 12-2-1990
- 9 at Virginia, 11-25-1979

Most Turnovers

1. 53 at UNC Greensboro, 1-16-1979
2. 45 vs. N.C. Central, 12-28-2009
- 45 vs. Morgan State, 11-26-1993
4. 41 at East Carolina, 1-5-1994
- 41 at North Carolina, 2-20-1979
6. 40 vs. UNC Wilmington, 12-20-2011
- 40 vs. Stephen F. Austin, 11-29-2003
8. 39 vs. Utah Valley, 12-18-2007
- 39 vs. Manhattan, 12-21-1996
10. 38 vs. Maine, 11-16-2008
- 38 vs. UNC Greensboro, 11-18-2007

Fewest Turnovers

1. 6 at Miami, 1-30-2014
- 6 vs. Clemson, 3-3-1996
- 6 at Virginia, 2-15-1992
- 6 at West Texas State, 3-20-1986
5. 7 at N.C. State, 2-22-2015
- 7 at St. Joseph's, 12-29-1994
- 7 at Georgia Tech, 3-25-1989
8. 8 vs. Purdue, 3-28-1999
- 8 vs. Virginia, 2-1-1992
- 8 vs. N.C. State, 2-6-1991

Points

Game 43, Monique Currie at Miami, 2-19-06 (2OT)
 Season 813, Alana Beard, 2002-03
 Career 2,687, Alana Beard, 2001-04

Field Goals Made

Game 16, Alana Beard vs. Virginia, 1-9-03
 16, Sue Harnett vs. VCU, 12-10-88
 Season 294, Alana Beard, 2002-03
 Career 1,005, Alana Beard, 2001-04

Field Goals Attempted

Game 30, Alana Beard vs. Virginia, 1-9-03
 Season 558, Alana Beard, 2002-03
 Career 1,906, Alana Beard, 2001-04

Field Goal Percentage

Game 1.000 (12-12), Sheana Mosch vs. Clemson, 1-28-01
 1.000 (10-10), Elizabeth Williams vs. USC-U, 12-11-11
 1.000 (9-9), Tyish Hall vs. Okla. St., 3-16-95
 1.000 (9-9), Kathy Friend vs. UNC, 2-24-78
 Season 65.5, Tyish Hall, 1995-96
 Career 63.0, Tyish Hall, 1994-97

Three-Pointers Made

Game 7, Jessica Foley vs. Georgia Tech, 1-17-05
 7, Nicole Erickson vs. Clemson, 1-14-99
 Season 87, Tricia Liston, 2013-14
 Career 252, Tricia Liston, 2013-14

Three-Pointers Attempted

Game 13, Kira Orr vs. Illinois, 3-16-97
 Season 202, Rebecca Greenwell, 2014-15
 Career 691, Abby Waner, 2006-09

Three-Point Percentage

Game 1.000 (6-6), Nicole Erickson vs. ND, 11-22-97
 Season 53.9, Jenni Kraft, 1988-89
 Career 45.9, Tricia Liston, 2013-14

Free Throws Made

Game 15, Monique Currie at Miami, 2-19-06 (2OT)
 15, Nicole Johnson vs. WFU, 2-26-92
 Season 201, Alana Beard, 2002-03
 Career 582, Alana Beard, 2001-04*

Free Throws Attempted

Game 22, Tara McCarthy vs. UNC, 2-24-78
 Season 267, Chris Moreland, 1985-86
 Career 868, Chris Moreland, 1985-88

Free Throw Percentage

Game 1.000 (14-14), Monique Currie vs. UNC, 3-4-02
 Season 93.1, Tricia Liston, 2012-13
 Career 88.0, Nicole Erickson, 1998-99

Rebounds

Game 24, Barb Krause vs. Catawba, 1-10-79
 Season 354, Chris Moreland, 1985-86
 Career 1,229, Chris Moreland, 1985-88

Offensive Rebounds

Game 13, Carey Kauffman vs. UNCAshville, 11-30-94
 Season 154, Chris Moreland, 1985-86
 Career 535, Chris Moreland, 1985-88

Defensive Rebounds

Game 15, Haley Peters vs. USC Upstate, 11-14-13
 Season 213, Alison Bales, 2006-07
 Career 694, Chris Moreland, 1985-88

Assists

Game 15, Alexis Jones at Florida State, 1-23-14
 15, Chelsea Gray vs. Clemson, 1-10-13
 Season 201, Chelsea Gray, 2011-12
 Career 579, Lindsey Harding, 2003-07

Steals

Game 10, Alexis Jones vs. Notre Dame, 2-2-14
 10, Abby Waner vs. Utah Valley, 12-18-07
 Season 114, Alana Beard, 2001-02
 Career 404, Alana Beard, 2001-04

Blocked Shots

Game 12, Elizabeth Williams at WFU, 1-6-12*
 Season 151, Alison Bales, 2006-07*
 Career 434, Alison Bales, 2004-07*

** Duke and ACC Records*

Triple-Doubles

Ka'lia Johnson at Old Dominion on 11-20-14
 18 points, 13 assists, 11 rebounds

Elizabeth Williams at WFU on 1-6-12
 18 points, 16 rebounds, 12 blocks

Chelsea Gray (2)
 vs. Pittsburgh on 12-4-11
 14 points, 11 rebounds, 13 assists
 at Boston College on 1-6-13
 18 points, 11 rebounds, 10 assists

Jasmine Thomas vs. Marquette on 11-27-09
 11 points, 11 rebounds, 12 assists

Monique Currie vs. Florida State on 1-5-06
 21 points, 12 rebounds, 11 assists

Katie Meier vs. Manhattan on 3-11-87
 16 points, 11 rebounds, 10 assists

* Duke became just the fourth school in NCAA history to have two different players notch triple-doubles in the same season -- Central Michigan (2010-11), Georgia State (2009-10), UAB (2001-02)

Other RecordsMost Minutes Played

Season 1,172, Jasmine Thomas, 2010-11
 Career 4,285, Alana Beard, 2001-04

Most Games Played

Season 37, seven tied in 2002-03
 Career 142, Mistie Williams, 2003-06

Most Games Started

Season 37, three tied in 2002-03
 Career 136, Alana Beard, 2001-04

Most Consecutive Free Throws Made

37, Chelsea Gray, 2011-12 through 2012-13

Most Consecutive Free Throws Made to Start Career

14, Sierra Calhoun, 2014-15

Most Points Scored In A Half (2nd)

29, Alana Beard at Maryland, 1-14-01

Most Points Scored In Overtime

15, Monique Currie at Miami, 2-19-06

Most Assists In A Half (1st)

11, Monique Currie vs. Ga. Tech, 2-7-04

Seeing DoubleDouble Figure Scoring Records

Most in a Career
 127, Alana Beard, 2001-04

Most in a Season

36, Alana Beard, 2002-03

Most Consecutive

67, Chris Moreland, 12-19-85 through 1-19-88

Most Consecutive Games With 20 or More Points

11, Chris Moreland, 12-19-85 through 1-25-86

Double Figure Rebounding Records

Most in a Career
 74, Chris Moreland, 1985-88

Most in a Season

24, Chris Moreland, 1985-86 & 1987-88

Most Consecutive

15, Chris Moreland, 1/25/86-11/29/86

Points in a Game

- 43 Monique Currie at Miami, 2-19-06 (2OT)
- 41 Alana Beard at Virginia, 1-9-03
- 37 Ali Day vs. Alabama, 3-18-95
- 37 Sue Harnett at VCU, 12-10-88
- 36 Katie Meier at N.C. State, 2-3-87
- 35 Alana Beard vs. Maryland, 1-2-02
- 35 Michele Van Gorp at Clemson, 2-14-99
- 35 Carey Kauffman vs. UNCA, 11-30-94
- 34 Chris Moreland vs. Radford, 1-4-86
- 34 Chris Moreland vs. NWS, 3-21-86
- 34 Chris Moreland vs. Indiana St., 12-30-85
- 33 Elizabeth Williams at North Carolina, 1-25-15
- 33 Alana Beard at Maryland, 1-14-01
- 32 Kira Orr vs. N.C. State, 2-12-97
- 31 Monique Currie vs. Maryland, 2-13-06
- 31 Alana Beard at North Carolina, 2-14-04
- 31 Payton Black at Richmond 12-8-96
- 31 Ali Day vs. Florida State, 1-28-95
- 31 Chris Moreland vs. UNCW, 2-23-85
- 31 Stacy Hurd at Wake Forest, 12-8-80

Field Goals Made

- 16 Alana Beard vs. Virginia, 1-9-03
- 16 Sue Harnett vs. VCU, 12-10-88
- 15 Michele Van Gorp vs. Clemson, 2-14-99
- 15 Katie Meier vs. N.C. State, 2-3-87
- 15 Alana Beard vs. Maryland, 1-2-02
- 14 Nine tied - most recent
- Elizabeth Williams at North Carolina, 1-25-15

Field Goals Attempted

- 30 Alana Beard vs. Virginia, 1-9-03
- 26 Iciss Tillis vs. Florida State, 1-26-03
- 26 Iciss Tillis at North Carolina, 1-20-03
- 25 Elizabeth Williams at North Carolina, 1-25-15
- 25 Sue Harnett vs. VCU, 12-10-88
- 25 Stacy Hurd vs. Vanderbilt, 3-13-82
- 24 Jasmine Thomas vs. Kentucky, 1-4-11
- 24 Alana Beard at Connecticut, 1-3-04
- 24 Alana Beard vs. Tennessee, 4-6-03
- 24 Chris Moreland vs. DePaul, 11-29-86
- 24 Tara McCarthy at UNC-Greens., 1-16-79

Field Goal Percentage

- 1.000 (12-12) Sheana Mosch vs. Clem., 1-28-01
- 1.000 (10-10) Elizabeth Williams vs. USC, 12-11-11
- 1.000 (9-9) Tyish Hall vs. Okla. State, 3-16-95
- 1.000 (9-9) Kathy Friend vs. UNC, 2-24-78
- 1.000 (8-8) Payton Black vs. FSU, 12-6-95
- 1.000 (8-8) Tyish Hall vs. VCU, 11-15-95
- 1.000 (8-8) Alison Day vs. ECU, 1-5-94
- 1.000 (8-8) Stacy Hurd vs. Clemson, 1-29-83

Three-Point Field Goals Made

- 7 Jessica Foley vs. Georgia Tech, 1-17-05
- 7 Nicole Erickson vs. Clemson, 1-14-99
- 6 Thirteen tied - most recent
- Rebecca Greenwell vs. Albany, 3-20-15

Three-Point Field Goals Attempted

- 13 Kira Orr vs. Illinois, 3-16-97
- 12 Jessica Foley vs. Georgia Tech, 1-17-05
- 12 Nicole Erickson vs. Clemson, 1-14-99
- 12 Kira Orr vs. North Carolina, 1-18-97
- 12 Abby Waner vs. North Carolina, 2-9-09
- 11 Rebecca Greenwell vs. Albany, 3-20-15
- 11 Rebecca Greenwell at NC State, 2-22-15
- 11 Jessica Foley at UNC, 1-24-05
- 11 Vicki Krapohl vs. Clemson, 2-27-04
- 11 Missy West vs. W.Kentucky, 3-20-00
- 11 Krista Gingirch vs. GT, 2-11-00

Free Throws Made

- 15 Monique Currie at Miami, 2-19-06 (2OT)
- 15 Nicole Johnson vs. Wake Forest, 2-26-92
- 14 Georgia Schweitzer vs. WFU, 3-2-01
- 14 Tara McCarthy vs. North Carolina, 12-7-78
- 14 Monique Currie vs. UNC, 3-4-02
- 13 Seven tied - most recent
- Chelsea Gray, vs. Maryland, 2-11-13

Free Throws Attempted

- 22 Tara McCarthy vs. North Carolina, 2-24-78
- 20 Katie Meier vs. Virginia, 1-16-90
- 20 Tara McCarthy vs. North Carolina, 2-24-78
- 19 Chris Moreland vs. Howard, 11-30-87
- 19 Chris Moreland vs. Georgia Tech, 1-25-86
- 18 Nicole Johnson vs. Wake Forest, 2-26-92
- 18 Tara McCarthy vs. North Carolina, 12-7-78
- 17 Barb Krause vs. Colorado, 1-5-80
- 16 Monique Currie at Miami, 2-19-06
- 16 Monique Currie vs. Kansas St., 11-27-04
- 16 Georgia Schweitzer vs. WFU, 3-2-01
- 16 Katie Meier at Wake Forest, 1-24-90
- 16 Jennifer Chestnut vs. Clemson, 3-4-83

Free Throw Percentage

(Minimum 10 attempts)

- 1.000 (14-14) Monique Currie vs. UNC, 3-4-02
- 1.000 (13-13) Alison Bales vs. Clemson, 2-25-07
- 1.000 (13-13) Robin Baker at Ga. Tech, 1-26-91
- 1.000 (12-12) Nicole Erickson vs. UNC, 2-12-98
- 1.000 (11-11) Nicole Erickson vs. ODU, 3-20-99
- 1.000 (11-11) Lauren Rice vs. UConn, 11-13-98
- 1.000 (11-11) Chris Moreland vs. WTS., 3-20-86
- 1.000 (10-10) Kira Orr vs. N.C. State, 2-12-97
- 1.000 (10-10) Kristina Meiman vs. UWM, 12-3-94
- 1.000 (10-10) Jenni Kraft at UConn, 12-9-88

Total Rebounds

- 24 Barb Krause vs. Catawba, 1-10-79
- 23 Barb Krause vs. Georgia Tech, 1-13-79
- 20 Elizabeth Williams vs. Oklahoma, 12-17-14
- 20 Haley Peters vs. USC Upstate, 11-14-13
- 20 Alana Beard vs. North Carolina, 3-10-03
- 20 Chris Moreland at UNC, 2-20-88
- 19 Carey Kauffman vs. UNCA, 11-30-94
- 19 Chris Moreland at George Mason, 11-30-85
- 19 Chris Moreland vs. Washington, 12-27-85
- 19 Chris Moreland vs. Ga. Tech, 1-15-88
- 19 Tracey Christopher at GT, 1-15-88

Offensive Rebounds

- 13 Carey Kauffman vs. UNC Asheville, 11-30-94
- 11 Bridgette Mitchell vs. Northeastern, 11-11-06
- 10 Alana Beard vs. North Carolina, 3-10-03
- 9 Elizabeth Williams vs. Oklahoma, 12-17-14
- 9 Carrem Gay vs. North Carolina, 3-1-09
- 9 Carrem Gay vs. Southern Cal, 12-19-08
- 9 Peppi Browne vs. N.C. State, 1-20-99
- Nine tied - most recent
- 8 Azurá Stevens at Notre Dame, 2-16-15

Defensive Rebounds

- 15 Haley Peters vs. USC Upstate, 11-14-13
- 12 Tricia Liston vs. Virginia, 1-16-14
- 12 Alison Bales vs. Maryland, 2-18-07
- 12 Alison Bales vs. North Carolina, 2-8-07
- 12 Chante Black vs. Clemson, 2-17-05
- 12 Monique Currie vs. North Carolina, 1-11-04
- 11 Eighteen tied - most recent
- Elizabeth Williams vs. Wake Forest, 3-6-15

Assists

- 15 Alexis Jones at Florida State, 1-23-14
- 15 Chelsea Gray vs. Clemson, 1-10-13
- 13 Ka'lia Johnson at Old Dominion, 11-20-14
- 13 Chelsea Gray at Marquette, 11-24-13
- 13 Chelsea Gray vs. Pittsburgh, 12-4-11
- 12 Chelsea Gray at Vanderbilt, 3-20-12
- 12 Monique Currie vs. Ga. Tech, 2-7-04
- 12 Katie Meier vs. N.C. State, 1-10-90
- 12 Leigh Morgan at California, 12-27-87
- 11 Thirteen tied - most recent
- Chelsea Gray vs. Maryland, 1-22-12

Steals

- 10 Alexis Jones vs. Notre Dame, 2-2-14
- 10 Abby Waner vs. Utah Valley, 12-18-07
- 9 Chelsea Gray vs. Clemson, 1-24-13
- 9 Missy Anderson vs. Drake, 12-28-92
- 9 Kim Matthews vs. Davidson, 2-2-79
- 8 Chelsea Gray vs. St. John's, 3-24-12
- 8 Lindsey Harding vs. Tennessee, 1-23-06
- 8 Peppi Browne vs. Georgia Tech, 1-4-98
- 8 Katie Meier vs. San Jose St., 12-29-87
- 8 Katie Meier vs. Howard, 11-30-87
- 8 Kim Matthews vs. Guilford, 12-4-78
- 8 Chante Black, vs. Quinnipiac, 12-28-08

Blocked Shots

- 12 Elizabeth Williams at Wake Forest, 1-6-12*
- 11 Sarah Sullivan vs. Richmond, 1-22-83
- 9 Elizabeth Williams vs. Albany, 3-20-15
- 9 Alison Bales vs. Penn State, 11-21-06
- 8 Elizabeth Williams at Boston College, 2-9-12
- 8 Krystal Thomas at Charlotte, 11-27-10
- 8 Alison Bales vs. Connecticut, 3-28-06
- 8 Alison Bales at UNC, 2-25-06
- 8 Alison Bales vs. UNC, 2-27-05
- 8 Alison Bales at Ball State, 12-20-04

Charges Taken

- 4 Chelsea Gray vs. Alabama, 11-17-13
- 4 Rochelle Parent vs. Clemson, 12-9-00
- 3 Chelsea Gray at Syracuse, 1-9-14
- 3 Chelsea Gray at Boston College, 1-6-13
- 3 Rochelle Parent, many times

Points off the Bench

- 29 Tricia Liston vs. Wake Forest, 2-17-13
- 28 Nicole Erickson vs. Clemson, 1-14-99
- 28 Jenni Kraft vs. Cleveland State, 12-2-88
- 27 Tyish Hall at Clemson, 1-23-94
- 27 Nicole Johnson vs. Wake Forest, 2-26-92
- 26 Zeki Blanding vs. UNC Asheville, 12-11-91
- 26 Chris Moreland at Hofstra, 12-27-86
- 25 Karima Christmas vs. Maryland, 2-21-10
- 25 Jennifer Scanlon vs. FSU, 1-3-93
- 25 Dana McDonald at N.C. State, 1-9-91
- 25 Jenni Kraft at Wake Forest, 2-27-89
- 25 Sue Harnett at Georgia Tech, 2-7-87
- 25 Stacy Hurd vs. Clemson, 3-4-83

** Duke and ACC Records*

Points

1.	813	Alana Beard, 2002-03
2.	694	Alana Beard, 2001-02
3.	691	Chris Moreland, 1985-86
4.	671	Alana Beard, 2003-04
5.	630	Monique Currie, 2004-05
6.	610	Michele Van Gorp, 1998-99
7.	603	Tricia Liston, 2013-14
8.	586	Chris Moreland, 1986-87
9.	577	Jasmine Thomas, 2009-10
9.	573	Monique Currie, 2005-06
10.	546	Elizabeth Williams, 2012-13

Scoring Average

1.	23.0	Chris Moreland, 1985-86
2.	22.0	Alana Beard, 2002-03
3.	20.9	Chris Moreland, 1986-87
4.	19.8	Alana Beard, 2001-02
5.	19.7	Alana Beard, 2003-04
6.	19.5	Sue Harnett, 1988-89
7.	18.9	Katie Meier, 1989-90
8.	18.4	Chris Moreland, 1987-88
9.	17.6	Chris Moreland, 1984-85
10.	17.5	Kira Orr, 1996-97
	17.5	Monique Currie, 2004-05

Field Goals Made

1.	294	Alana Beard, 2002-03
2.	275	Alana Beard, 2001-02
3.	258	Michele Van Gorp, 1998-99
4.	254	Chris Moreland, 1985-86
5.	242	Alana Beard, 2003-04
6.	219	Chris Moreland, 1986-87
7.	218	Monique Currie, 2004-05
8.	216	Tyish Hall, 1995-96
9.	215	Elizabeth Williams, 2012-13
10.	212	Iciss Tillis, 2002-03

Field Goals Attempted

1.	558	Alana Beard, 2002-03
2.	513	Jasmine Thomas, 2010-11
3.	489	Monique Currie, 2004-05
4.	488	Alana Beard, 2003-04
5.	481	Alana Beard, 2001-02
6.	476	Iciss Tillis, 2002-03
7.	438	Chris Moreland, 1985-86
8.	436	Iciss Tillis, 2001-02
9.	425	Monique Currie, 2005-06
10.	423	Elizabeth Williams, 2012-13

Field Goal Percentage

1.	.655	Tyish Hall, 1995-96
2.	.650	Rochelle Parent, 1998-99
3.	.620	Michele Van Gorp, 1998-99
4.	.618	Mistie Bass, 2005-06
5.	.617	Tyish Hall, 1996-97
6.	.611	Mistie Bass, 2003-04
7.	.609	Ali Day, 1993-94
8.	.603	Oderah Chidom, 2013-14
9.	.600	Rochelle Parent, 1997-98
10.	.589	Chris Moreland, 1987-88

Three-Point Field Goals Made

1.	87	Tricia Liston, 2013-14
2.	80	Tricia Liston, 2012-13
3.	72	Rebecca Greenwell, 2014-15
4.	68	Abby Waner, 2006-07
	68	Jessica Foley, 2004-05
6.	65	Jasmine Thomas, 2010-11
	65	Georgia Schweitzer, 2000-01
8.	63	Jasmine Thomas, 2009-10
9.	62	Nicole Erickson, 1998-99
10.	60	Georgia Schweitzer, 1999-00
	60	Nicole Erickson, 1997-98

Three-Point Field Goal Attempted

1.	202	Rebecca Greenwell, 2014-15
2.	191	Jessica Foley, 2004-05
3.	188	Abby Waner, 2007-08
	188	Abby Waner, 2006-07
5.	184	Abby Waner, 2008-09
6.	181	Tricia Liston, 2013-14
7.	177	Jasmine Thomas, 2009-10
8.	172	Tricia Liston, 2012-13
9.	166	Jasmine Thomas, 2010-11
10.	161	Kira Orr, 1996-97

Three-Point Field Goal Percentage

1.	.539	Jenni Kraft, 1988-89
2.	.481	Tricia Liston, 2013-14
3.	.474	Vicki Krapohl, 2001-02
4.	.474	Haley Peters, 2012-13
5.	.473	Naz Medhanie, 1996-97
6.	.465	Tricia Liston, 2012-13
	.465	Krista Gingrich, 2001-02
8.	.460	Tricia Liston, 2011-12
9.	.459	Karima Christmas, 2008-09
10.	.452	Laura Kurz, 2004-05

Free Throws Made

1.	201	Alana Beard, 2002-03
2.	183	Chris Moreland, 1985-86
3.	168	Monique Currie, 2004-05
4.	167	Katie Meier, 1989-90
5.	151	Alana Beard, 2003-04
6.	148	Chris Moreland, 1986-87
7.	138	Monique Currie, 2001-02
8.	132	Chris Moreland, 1987-88
9.	127	Monique Currie, 2005-06
10.	119	Alana Beard, 2001-02

Free Throws Attempted

1.	267	Chris Moreland, 1985-86
2.	259	Alana Beard, 2002-03
3.	229	Katie Meier, 1989-90
4.	222	Chris Moreland, 1986-87
5.	219	Chris Moreland, 1987-88
6.	215	Monique Currie, 2004-05
7.	194	Alana Beard, 2003-04
8.	179	Monique Currie, 2001-02
9.	167	Elizabeth Williams, 2012-13
10.	163	Sue Harnett, 1990-91
	163	Karima Christmas, 2010-11

Free Throw Percentage

1.	.931	Tricia Liston, 2012-13
2.	.900	Jenni Kraft, 1988-89
3.	.885	Nicole Erickson, 1998-99
4.	.876	Nicole Erickson, 1997-98
5.	.871	Jo Harlow, 1982-83
6.	.867	Tricia Liston, 2011-12
7.	.865	Iciss Tillis, 2003-04
8.	.857	Claire Rose, 1982-83
9.	.852	Tricia Liston, 2013-14
10.	.851	Chelsea Gray, 2012-13

Rebounds

1.	354	Chris Moreland, 1985-86
2.	343	Chris Moreland, 1987-88
3.	300	Krystal Thomas, 2010-11
4.	294	Chris Moreland, 1986-87
5.	288	Elizabeth Williams, 2014-15
6.	278	Chante Black, 2008-09
7.	273	Haley Peters, 2012-13
	273	Iciss Tillis, 2002-03
9.	271	Iciss Tillis, 2001-02
	271	Azurá Stevens, 2014-15

Rebounding Average

1.	12.3	Chris Moreland, 1987-88
2.	11.8	Chris Moreland, 1985-86
3.	10.7	Barb Krause, 1978-79
4.	10.5	Chris Moreland, 1986-87
5.	9.7	Barb Krause, 1980-81
6.	9.6	Tracey Christopher, 1988-89
7.	9.5	Chris Moreland, 1984-85
8.	9.3	Barb Krause, 1979-80
9.	9.0	Elizabeth Williams, 2014-15
10.	8.9	Katie Meier, 1989-90

Offensive Rebounds

1.	154	Chris Moreland, 1985-86
2.	143	Chris Moreland, 1987-88
3.	138	Chris Moreland, 1984-85
4.	130	Elizabeth Williams, 2012-13
5.	125	Elizabeth Williams, 2014-15
6.	122	Barb Krause, 1980-81
7.	121	Elizabeth Williams, 2013-14
8.	120	Azurá Stevens, 2014-15
	120	Krystal Thomas, 2010-11
	120	Jennifer Chesnut, 1981-82

Defensive Rebounds

1.	213	Alison Bales, 2006-07
2.	205	Iciss Tillis, 2001-02
3.	200	Barb Krause, 1979-80
	200	Barb Krause, 1978-79
	200	Chris Moreland, 1987-88
	200	Jennifer Chesnut, 1983-84
	200	Chris Moreland, 1985-86
8.	194	Chris Moreland, 1986-87
9.	185	Iciss Tillis, 2002-03
10.	184	Haley Peters, 2012-13

Assists

1.	201	Chelsea Gray, 2011-12
2.	170	Kira Orr, 1995-96
3.	168	Lindsey Harding, 2003-04
4.	156	Lindsey Harding, 2005-06
5.	154	Alana Beard, 2001-02
	154	Wanisha Smith, 2004-05
7.	153	Hilary Howard, 1998-99
8.	149	Hilary Howard, 1996-97
9.	148	Alexis Jones, 2013-14
10.	146	Jasmine Thomas, 2009-10

Steals

1.	114	Alana Beard, 2001-02
2.	106	Alana Beard, 2000-01
3.	104	Alana Beard, 2002-03
4.	93	Chelsea Gray, 2011-12
5.	89	Chelsea Gray, 2012-13
6.	85	Jasmine Thomas, 2010-11
	85	Abby Waner, 2006-07
8.	83	Abby Waner, 2008-09
	83	Keturah Jackson, 2009-10
10.	80	Abby Waner, 2007-08
	80	Alana Beard, 2003-04
	80	Iciss Tillis, 2002-03

Blocked Shots

1.	151	Alison Bales, 2006-07*
2.	134	Alison Bales, 2004-05
3.	120	Alison Bales, 2005-06
4.	116	Elizabeth Williams, 2011-12
5.	108	Elizabeth Williams, 2013-14
6.	107	Elizabeth Williams, 2012-13
7.	95	Elizabeth Williams, 2014-15
8.	81	Chante Black, 2007-08
9.	69	Chante Black, 2008-09
10.	68	Sarah Sullivan, 1982-83

Double Doubles

1.	24	Chris Moreland, 1985-86
2.	23	Chris Moreland, 1987-88
3.	16	Chris Moreland, 1986-87
4.	13	Barb Krause, 1979-80
5.	12	Katie Meier, 1989-90
6.	11	iciss Tillis, 2002-03
	11	Sue Harnett, 1990-91
8.	10	Elizabeth Williams, 2014-15
	10	Azurá Stevens, 2014-15
	10	Haley Peters, 2012-13
	10	Chante Black, 2008-09
	10	Carey Kauffman, 1994-95
	10	Tracey Christopher, 1988-89

Games with 20 or More Points

1.	23	Alana Beard, 2002-03
	23	Chris Moreland, 1985-86
3.	19	Alana Beard, 2003-04
	19	Chris Moreland, 1986-87
5.	18	Alana Beard, 2001-02
6.	16	Tricia Liston, 2013-14
7.	14	Katie Meier, 1989-90
	14	Sue Harnett, 1988-89
9.	13	Monique Currie, 2004-05
	13	Michele Van Gorp, 1998-99

Double-Figure Assists

1.	4	Chelsea Gray, 2011-12
2.	3	Chelsea Gray, 2012-13
3.	2	Chelsea Gray, 2013-14
	2	Alexis Jones, 2013-14
	2	Hilary Howard, 1998-99
	2	Hilary Howard, 1996-97
	2	Leigh Morgan, 1988-89
	2	Katie Meier, 1986-87
	2	Patti Thomasson, 1979-80
10.	1	Nineteen tied - most recent Ka'lia Johnson, 2014-15

Double-Figure Rebound Games

1.	23	Chris Moreland, 1987-88
2.	22	Chris Moreland, 1985-86
3.	16	Chris Moreland, 1986-87
4.	14	Traci Christopher, 1988-89
5.	13	Haley Peters, 2012-13
	13	Barb Krause, 1979-80
7.	12	Elizabeth Williams, 2014-15
	12	Azurá Stevens, 2014-15
9.	11	iciss Tillis, 2002-03
	11	Chante Black, 2004-05
	11	Krystal Thomas, 2010-11

Assist/Turnover Ratio

1.	2.67 (A-80/T-30)	Vicki Krapohl (2003-04)
2.	2.22 (122/55)	Chelsea Gray (2013-14)
3.	2.21 (168/76)	Lindsey Harding (2003-04)
4.	2.18 (140/64)	Hilary Howard (1997-98)
5.	2.14 (94/44)	Vicki Krapohl (2001-02)
6.	2.12 (91/43)	Hilary Howard (1995-96)
7.	2.10 (124/59)	Lindsey Harding (2002-03)
8.	2.06 (136/66)	Chelsea Gray (2012-13)
9.	1.94 (122/73)	Jessica Foley (2004-05)
10.	1.90 (127/67)	Connie Goins (1985-86)

Minutes

1.	1172	Jasmine Thomas, 2010-11
2.	1171	Rebecca Greenwell, 2014-15
3.	1168	Jasmine Thomas, 2009-10
4.	1164	Alana Beard, 2001-02
5.	1163	Wanisha Smith, 2004-05
6.	1161	Alana Beard, 2002-03
7.	1151	Kira Orr, 1995-96
8.	1128	iciss Tillis, 2002-03
9.	1127	Monique Currie, 2004-05
10.	1100	Georgia Schweitzer, 2000-01

Minutes Per Game

1.	36.0	Katie Meier, 1989-90
2.	35.5	Leigh Morgan, 1989-90
3.	34.9	Kira Orr, 1995-96
4.	34.6	Jo Harlow, 1983-84
5.	34.4	Rebecca Greenwell, 2014-15
6.	34.3	Hilary Howard, 1996-97
7.	33.9	Kira Orr, 1996-97
8.	33.7	Katie Meier, 1986-87
	33.7	Chris Moreland, 1896-87
10.	33.5	Barb Krause, 1980-81

Charges Taken

1.	51	Rochelle Parent, 2000-01
2.	20	Rochelle Parent, 1999-00
3.	19	Alana Beard, 2003-04
4.	18	Chelsea Gray, 2013-14
	18	Chelsea Gray, 2012-13
	18	Alana Beard, 2002-03
7.	16	Mistie Bass, 2002-03

Consecutive Games with 20+ Points

1.	8	Alana Beard, 2002-03
	8	Alana Beard, 2001-02
3.	6	Tricia Liston, 2013-14
	6	Alana Beard, 2003-04
5.	5	Alana Beard, 2002-03
6.	4	Sheana Mosch, 2000-01
	4	Payton Black, 1996-97

Highest Career Winning Percentage

Perc.	GP	W	L	Player
1.	.914	140	128	12 Lindsey Harding (2003-07)
2.	.907	129	117	12 Alison Bales (2003-07)
3.	.906	127	115	12 Vicki Krapohl (2000-04)
4.	.905	137	124	13 iciss Tillis (2000-04)
5.	.901	111	100	11 Wynter Whitley (2001-05)
6.	.897	136	122	14 Alana Beard (2000-04)
7.	.894	142	127	15 Mistie Bass (2002-06)
8.	.890	109	97	12 Chelsea Gray (2011-14)
9.	.889	136	121	15 Michele Matyasovsky (1999-2003)
10.	.888	135	120	15 Jessica Foley (2002-06)
11.	.886	140	124	16 Sheana Mosch (1999-2003)
12.	.882	136	120	20 Haley Peters (2010-14)
13.	.879	140	123	17 Monique Currie (2001-02, 2003-06)
14.	.864	140	121	19 Allison Vernerey (2009-2013)
15.	.861	122	105	17 Shay Selby (2008-12)
16.	.859	135	116	19 Wanisha Smith (2004-08)
17.	.858	120	103	17 Kathleen Scheer (2008-2012)
18.	.853	136	116	20 Tricia Liston (2011-14)
	.853	136	116	20 Haley Peters (2011-14)
20.	.852	128	109	19 Carrem Gay (2005-09)
	.852	115	98	17 Richa Jackson (2011-14)
22.	.833	120	100	20 Krista Gringrich (1998-2002)
23.	.832	131	109	22 Bridgette Mitchell (2006-10)
	.832	131	109	22 Abby Waner (2005-09)
25.	.826	121	100	21 Rochelle Parent (1997-2001)
26.	.825	126	104	22 Keturah Jackson (2006-10)
27.	.824	137	113	24 Joy Cheek (2006-10)
28.	.823	136	112	24 Chante Black (2004-06, 2007-09)
29.	.821	134	110	24 Karmia Christmas (2007-11)
30.	.816	136	111	25 Elizabeth Williams (2012-15)
31.	.816	136	111	25 Georgia Schweitzer (1997-2001)
32.	.815	135	110	25 Krystal Thomas (2007-11)
33.	.810	137	111	26 Jasmine Thomas (2007-11)
34.	.778	108	110	24 Nazrawit Medhanie (1995-99)
35.	.761	117	111	28 Peppi Browne (1996-2000)
36.	.754	126	95	31 Lauren Rice (1996-2000)
37.	.748	127	95	32 Payton Black (1995-99)
38.	.744	121	90	31 Hilary Howard (1995-99)
39.	.697	109	76	33 Tyish Hall (1993-97)
40.	.681	119	81	38 Kira Orr (1993-97)
41.	.661	109	72	37 Paula Anderson (1984-88)
42.	.658	111	73	38 Chris Moreland (1984-88)
43.	.655	113	74	39 Sarah Sullivan (1982-87)
44.	.654	101	66	35 Connie Goins (1982-86)
45.	.644	118	76	42 Jennifer Scanlon (1992-96)
46.	.643	115	74	41 Ali Day (1992-96)
47.	.642	109	70	39 Katie Meier (1985-88, 1989-90)
48.	.634	101	64	37 Carolyn Sonzagni (1983-87)
49.	.604	106	64	42 Tracy Christopher (1985-89)
50.	.597	114	68	46 Ellen Langhi (1985-89)
51.	.581	117	68	49 Sue Harnett (1986-91)
52.	.566	106	60	46 Candy Mikels (1981-85)
53.	.559	111	62	49 Carey Kauffman (1991-95)
54.	.557	106	59	47 Leigh Morgan (1986-90)
55.	.554	112	62	50 Monika Kost (1987-88, 1989-92)
56.	.548	104	57	47 Maura Hertzog (1981-85)
57.	.540	100	54	46 Zeki Blanding (1991-95)
58.	.520	100	52	48 Missy Anderson (1990-94)
59.	.510	104	53	51 Stacy Hurd (1980-84)
	.510	104	53	51 Jo Harlow (1980-84)
61.	.505	105	53	52 Claire Rose (1979-83)
62.	.500	100	50	50 Jennifer Chestnut (1980-84)
	.500	102	51	51 Margo Walsh (1979-83)
64.	.495	101	50	51 Nicole Johnson (1990-94)
65.	.490	100	49	51 Traci Williams (1987-91)

Points

1. 2687 Alana Beard, 2001-04
2. 2232 Chris Moreland, 1985-88
3. 2122 Monique Currie, 2002-06
4. 1955 Elizabeth Williams, 2012-15
5. 1785 Sue Harnett, 1987-91
6. 1761 Katie Meier, 1986-90
7. 1712 Iciss Tillis, 2001-04
8. 1704 Jasmine Thomas, 2008-11
9. 1664 Tricia Liston, 2011-14
10. 1620 Georgia Schweitzer, 1998-01
11. 1438 Chante Black, 2005-09
12. 1409 Mistie Bass, 2003-06
13. 1408 Abby Waner, 2006-09
14. 1388 Kira Orr, 1994-97
15. 1377 Jennifer Scanlon, 1993-96
16. 1367 Haley Peters, 2011-14
17. 1312 Payton Black, 1996-99
18. 1298 Lindsey Harding, 2003-07
19. 1286 Tyish Hall, 1994-97
20. 1283 Sheana Mosch, 2000-03
21. 1256 Wanisha Smith, 2005-08
22. 1241 Stacy Hurd, 1981-84
23. 1235 Ali Day, 1993-96
24. 1228 Carey Kauffman, 1992-95
25. 1210 Chelsea Gray, 2011-14
26. 1148 Joy Cheek, 2006-09
27. 1140 Connie Goins, 1983-86
28. 1132 Peppi Browne, 1997-00
29. 1075 Alison Bales, 2004-07
30. 1052 Karima Christmas, 2007-11
31. 1023 Jennifer Chestnut, 1981-84

Scoring Average (2-year minimum)

1. 20.1 Chris Moreland, 1985-88
2. 19.8 Alana Beard, 2001-04
3. 16.2 Katie Meier, 1986-90
4. 15.3 Sue Harnett, 1987-91
5. 15.2 Monique Currie, 2002-06
6. 14.4 Elizabeth Williams, 2012-15
7. 13.9 Michele Van Gorp, 1998-99
8. 13.5 Barb Krause, 1979-81
9. 13.1 Tara McCarthy, 1978-80
10. 12.5 Iciss Tillis, 2001-04

Field Goals Made

1. 1005 Alana Beard, 2001-04
2. 828 Chris Moreland, 1985-88
3. 791 Elizabeth Williams, 2012-15
4. 749 Monique Currie, 2002-06
5. 727 Sue Harnett, 1987-91
6. 673 Iciss Tillis, 2001-04
7. 653 Katie Meier, 1986-90
8. 629 Jasmine Thomas, 2008-11
9. 579 Georgia Schweitzer, 1998-01
10. 579 Haley Peters, 2011-14

Field Goals Attempted

1. 1906 Alana Beard, 2001-04
2. 1674 Jasmine Thomas, 2008-11
3. 1592 Monique Currie, 2002-06
4. 1575 Elizabeth Williams, 2012-15
5. 1537 Iciss Tillis, 2001-04
6. 1448 Chris Moreland, 1985-88
7. 1385 Sue Harnett, 1987-91
8. 1374 Katie Meier, 1986-90
9. 1283 Abby Waner, 2006-09
10. 1248 Georgia Schweitzer, 1998-01

Field Goal Percentage**(2-year minimum)**

1. .630 Tyish Hall, 1994-97
2. .599 Michele Van Gorp, 1998-99
3. .580 Rochelle Parent, 1997-01
4. .572 Chris Moreland, 1985-88
5. .567 Mistie Bass, 2003-06
6. .545 Payton Black, 1996-99
7. .543 Carrem Gay, 2006-09
8. .537 Ali Day, 1993-96
9. .537 Barb Krause, 1979-81
10. .529 Chante Black, 2005-09

Three-Point Field Goals Made

1. 252 Tricia Liston, 2011-14
2. 222 Abby Waner, 2006-09
3. 202 Georgia Schweitzer, 1998-01
4. 180 Jasmine Thomas, 2008-11
5. 175 Jessica Foley, 2003-06
6. 171 Vicki Krapohl, 2001-04
7. 159 Jennifer Scanlon, 1993-96
8. 133 Kira Orr, 1994-97
9. 132 Hilary Howard, 1996-99
10. 128 Iciss Tillis, 2001-04

Three-Point Field Goals Attempted

1. 691 Abby Waner, 2006-09
2. 549 Tricia Liston, 2011-14
3. 538 Jasmine Thomas, 2008-11
4. 504 Georgia Schweitzer, 1998-01
5. 490 Jessica Foley, 2003-06
6. 420 Jennifer Scanlon, 1993-96
7. 416 Kira Orr, 1994-97
8. 403 Vicki Krapohl, 2001-04
9. 367 Iciss Tillis, 2001-04
10. 354 Hilary Howard, 1996-99

Three-Point Field Goal Percentage**(2-year minimum/100 attempts)**

1. .459 Tricia Liston, 2011-14
2. .448 Laura Kurz, 2005-06
3. .429 Ali Day, 1993-96
4. .424 Vicki Krapohl, 2001-04
5. .401 Georgia Schweitzer, 1998-01
6. .395 Kristina Meiman, 1991-94
7. .395 Nicole Erickson, 1998-99
8. .394 Haley Peters, 2011-14
9. .393 Leigh Morgan, 1987-90
10. .385 Chelsea Gray, 2011-14

Free Throws Made

1. 582 Alana Beard, 2001-04*
2. 576 Chris Moreland, 1985-88
3. 538 Monique Currie, 2002-06
4. 447 Katie Meier, 1986-90
5. 372 Elizabeth Williams, 2012-15
6. 346 Sheana Mosch, 2000-03
7. 331 Sue Harnett, 1987-91
8. 308 Chante Black, 2005-09
9. 300 Monika Kost, 1988-91
10. 295 Mistie Bass, 2003-06
- 295 Lindsey Harding, 2003-07

Free Throws Attempted

1. 868 Chris Moreland, 1985-88
2. 752 Alana Beard, 2001-04
3. 688 Monique Currie, 2002-06
4. 624 Katie Meier, 1986-90
5. 601 Elizabeth Williams, 2012-15
6. 484 Sue Harnett, 1987-91
7. 474 Monika Kost, 1988-91
8. 459 Mistie Bass, 2003-06
9. 451 Chante Black, 2005-09

10. 443 Payton Black, 1996-99

Free Throw Percentage**(2-year minimum/100 attempts)**

1. .880 Nicole Erickson, 1998-99
2. .856 Tricia Liston, 2011-14
3. .821 Jessica Foley, 2003-06
4. .814 Chelsea Gray, 2011-14
5. .798 Ali Day, 1993-96
6. .794 Kristina Meiman, 1992-96
7. .794 Sheana Mosch, 2000-03
8. .792 Alexis Jones, 2013-14
9. .782 Monique Currie, 2002-06
10. .775 Iciss Tillis, 2001-04
10. .774 Alana Beard, 2001-04

Rebounds

1. 1229 Chris Moreland, 1985-88
2. 1078 Elizabeth Williams, 2012-15
3. 995 Chante Black, 2005-09
4. 946 Iciss Tillis, 2001-04
5. 899 Sue Harnett, 1987-91
6. 874 Monique Currie, 2002-06
7. 826 Haley Peters, 2011-14
8. 804 Alison Bales, 2004-07
9. 800 Mistie Bass, 2003-06
10. 789 Alana Beard, 2001-04

Rebounding Average**(2-year minimum)**

1. 11.1 Chris Moreland, 1985-88
2. 9.9 Barb Krause, 1979-81
3. 7.9 Elizabeth Williams, 2012-15
4. 7.7 Sue Harnett, 1987-91
5. 7.4 Jennifer Chestnut, 1981-84
6. 7.3 Chante Black, 2005-09
7. 6.9 Iciss Tillis, 2001-04
8. 6.6 Lisa Warren, 1977-80
9. 6.5 Carey Kauffman, 1991-94
10. 6.2 Monique Currie, 2002-06
- 6.2 Alison Bales, 2006-07

Offensive Rebounds

1. 535 Chris Moreland, 1985-88
2. 494 Elizabeth Williams, 2012-15
3. 386 Chante Black, 2005-09
4. 385 Sue Harnett, 1987-91
5. 352 Mistie Bass, 2003-06
6. 315 Karima Christmas, 2008-11
7. 308 Monique Currie, 2002-06
8. 300 Krystal Thomas, 2007-11
9. 298 Carey Kauffman, 1992-95
10. 286 Tyish Hall, 1994-97

Defensive Rebounds

1. 694 Chris Moreland, 1985-88
2. 673 Iciss Tillis, 2001-04
3. 609 Chante Black, 2005-09
4. 598 Alison Bales, 2004-07
5. 584 Elizabeth Williams, 2012-15
6. 566 Monique Currie, 2002-06
7. 556 Haley Peters, 2011-14
8. 527 Alana Beard, 2001-04
9. 522 Barb Krause, 1979-81
10. 514 Sue Harnett, 1987-91

Assists

1. 579 Lindsey Harding, 2003-07
2. 545 Chelsea Gray, 2011-14
3. 533 Hilary Howard, 1996-99
4. 509 Alana Beard, 2001-04
5. 496 Wanisha Smith, 2005-08
6. 449 Jasmine Thomas, 2008-11
7. 445 Kira Orr, 1994-97
8. 432 Abby Waner, 2006-09
9. 428 Georgia Schweitzer, 1998-01
10. 413 Monique Currie, 2002-06

Steals

1. 404 Alana Beard, 2001-04
2. 313 Abby Waner, 2006-09
3. 298 Chelsea Gray, 2011-14
4. 287 Jasmine Thomas, 2008-11
5. 270 Iciss Tillis, 2001-04
6. 261 Lindsey Harding, 2003-07
7. 232 Katie Meier, 1986-90
8. 228 Monique Currie, 2002-06
9. 223 Maura Hertzog, 1982-85
10. 217 Peppi Browne, 1996-00

Blocked Shots

1. 434 Alison Bales, 2004-07*
2. 426 Elizabeth Williams, 2012-15
3. 261 Chante Black, 2005-09
4. 212 Sarah Sullivan, 1983-87
5. 196 Krystal Thomas, 2008-11
6. 151 Iciss Tillis, 2001-04
7. 149 Alana Beard, 2001-04
8. 131 Mistie Bass, 2003-06
9. 130 Sue Harnett, 1987-91
10. 109 Allison Vernerey, 2010-13

Double Figure Scoring Games

1. 127 Alana Beard, 2001-04
2. 118 Monique Currie, 2002-06
3. 110 Elizabeth Williams, 2012-15
4. 106 Chris Moreland, 1985-88
5. 102 Sue Harnett, 1987-91
6. 92 Katie Meier, 1986-90
7. 88 Iciss Tillis, 2001-04
8. 81 Chante Black, 2005-09
9. 80 Georgia Schweitzer, 1998-01
10. 79 Tricia Liston, 2011-14

Games with 20 or More Points

1. 69 Alana Beard, 2001-04
2. 61 Chris Moreland, 1985-88
3. 32 Katie Meier, 1986-90
4. 29 Monique Currie, 2002-06
- 29 Sue Harnett, 1987-91
- 29 Tricia Liston, 2010-14
7. 20 Elizabeth Williams, 2012-15
8. 18 Iciss Tillis, 2001-04
9. 17 Jasmine Thomas, 2008-11
10. 16 Georgia Schweitzer, 1998-01
- 16 Kira Orr, 1994-97
- 16 Ali Day, 1993-96
- 16 Tyish Hall, 1994-97

Overall Wins

1. 128 Lindsey Harding, 2003-07
2. 127 Mistie Bass, 2003-06
3. 124 Iciss Tillis, 2001-04
- 124 Sheana Mosch, 2000-03
5. 123 Alana Beard, 2001-04
- 123 Monique Currie, 2002-06
7. 122 Alison Bales, 2004-07
8. 121 Michele Matyasovsky, 2000-03
- 121 Allison Vernerey, 2010-13

10. 120 Jessica Foley, 2003-06

ACC Wins (Regular Season)

1. 59 Iciss Tillis, 2001-04
2. 57 Sheana Mosch, 2000-2003
- 57 Lindsey Harding, 2003-07
4. 56 Alana Beard, 2001-04
5. 55 Elizabeth Williams, 2012-15
- 55 Monique Currie, 2002-06
- 55 Mistie Bass, 2003-06
- 55 Michele Matyasovsky, 2000-03
- 55 Vicki Krapohl, 2001-04
10. 53 Alison Bales, 2004-07

Charges Taken^

1. 71 Rochelle Parent, 1998-01
2. 53 Chelsea Gray, 2011-14
3. 50 Alana Beard, 2001-04
4. 48 Mistie Bass, 2003-06
5. 31 Wynter Whitley, 2002-05
- 31 Lindsey Harding, 2003-07
- 31 Carrem Gay, 2006-09
8. 27 Elizabeth Williams, 2012-15
9. 26 Shay Selby, 2009-12
10. 20 Ka'lia Johnson, 2012-15

^ Charges were not kept prior to 1999-00.

Double Doubles

1. 72 Chris Moreland, 1984-88
2. 31 Sue Harnett, 1986-91
3. 29 Elizabeth Williams, 2012-15
4. 28 Barb Krause, 1978-81
5. 27 Chante Black, 2004-09
6. 26 Iciss Tillis, 2000-04
7. 22 Monique Currie, 2001-06
- 22 Alana Beard, 2000-04
9. 20 Carey Kauffman, 1992-95
- 20 Katie Meier, 1985-90

Assist/Turnover Ratio

1. 2.13 (290/141) Vicki Krapohl, 2000-04
2. 1.96 (579/296) Lindsey Harding, 2003-07
3. 1.84 (533/289) Hilary Howard, 1995-99
4. 1.83 (545/298) Chelsea Gray, 2010-14
5. 1.61 (310/193) Jessica Foley, 2002-06
6. 1.51 (509/337) Alana Beard, 2000-04
7. 1.46 (212/145) Nicole Erickson, 1997-99
8. 1.38 (428/310) Georgia Schweitzer, 1997-01
9. 1.32 (496/375) Wanisha Smith, 2004-08
10. 1.26 (340/270) Leigh Morgan, 1986-90

Consecutive Games with a Blocked Shot

1. 91 Elizabeth Williams, 2011-14
2. 46 Alison Bales, 2004-06
3. 45 Alison Bales, 2006-07
4. 15 Elizabeth Williams, 2014-15
5. 13 Sarah Sullivan, 1985-86
6. 10 Elizabeth Williams, 2014-15
- 10 Kathleen Scheer, 2010
- 10 Chante Black, 2004-05
- 10 Chante Black, 2005-06
10. 9 Elizabeth Williams, 2014-15
- 9 Sarah Sullivan, 1986-87

Consecutive Games with a 3-Pointer

1. 25 Georgia Schweitzer, 2000-01
2. 18 Tricia Liston, 2011-12
- 18 Vicki Krapohl, 2002-03
4. 16 Jennifer Scanlon, 1994-95
5. 14 Jennifer Scanlon, 1995-96
- 14 Emily Waner, 2006-07
7. 13 Rebecca Greenwell, 2014-15
- 13 Alexis Jones, 2014
- 13 Hilary Howard, 1998-99
10. 11 Jasmine Thomas, 2010-11

Players Who Never Missed a Game in a Duke Uniform

- Lisa Warren69 games (1977-78 – 1979-80)
 Liz Bulger.....42 games (1977-78 – 1978-79)
 Barb Krause.....74 games (1978-79 – 1980-81)
 Patti Thomasson.....52 games (1979-80 – 1980-81)
 Jennifer Scanlon.....118 games (1992-93 – 1995-96)
 Michele Van Gorp.....68 games (1997-98 – 1998-99)
 Georgia Schweitzer ..136 games (1997-98 – 2000-01)
 Sheana Mosch.....140 games (1999-00 – 2002-03)
 Monique Currie.....140 games (2001-02 – 2005-06)
 * Redshirted 2002-03 season
 Mistie Bass142 games (2002-03 – 2005-06)
 Lindsey Harding.....140 games (2002-03 – 2006-07)
 * Redshirted 2004-05 season

Fastest Players to 1,000 Points

1. 50 Chris Moreland
2. 56 Alana Beard
3. 62 Katie Meier
4. 69 Elizabeth Williams
5. 73 Sue Harnett
6. 74 Monique Currie
7. 76 Stacy Hurd
8. 84 Iciss Tillis
9. 86 Jenn Scanlon
10. 89 Abby Waner
11. 92 Connie Goins
- 92 Jasmine Thomas
13. 94 Carey Kauffman
14. 95 Ali Day
- 95 Georgia Schweitzer

Single Game Records**Points**

1. 33 Alana Beard at Maryland, 1-14-01
2. 31 Chris Moreland at UNC Wilmington, 2-23-85
Stacy Hurd vs. Wake Forest, 12-8-80
4. 30 Monique Currie vs. UNC, 3-4-02
30 Chris Moreland vs. N.C. Central, 11-20-84
6. 29 Chris Moreland at Clemson, 3-1-85
29 Alana Beard vs. Georgia Tech, 1-11-01
8. 28 Jenni Kraft vs. Cleveland St., 12-2-88
9. 27 Tyish Hall vs. Clemson, 1-23-94
27 Alana Beard vs. SW Miss. St., 1-11-01
27 Alana Beard vs. Iowa State, 12-30-01
12. 26 Zeki Blanding vs. UNC Asheville, 12-11-91
13. 25 Sheana Mosch vs. W.Kentucky, 3-20-00
25 Jennifer Scanlon vs. Florida State, 1-3-93
25 Katie Meier at Georgia Tech, 1-11-86
25 Jenni Kraft at Wake Forest, 2-27-89
25 Sue Harnett vs. Georgia Tech, 2-6-87
25 Tara McCarthy vs. North Carolina, 2-24-78
25 Tara McCarthy vs. Davidson, 2-20-78
20. 24 Azurá Stevens at Wake Forest, 2-5-15
24 Azurá Stevens at Boston College, 1-22-15
24 Payton Black vs. San Francisco, 3-18-96
24 Alexis Jones vs. North Carolina, 3-10-13
24. 23 Rebecca Greenwell at Texas A&M, 11-30-14
23 Nazrawit Medhanie vs. Champ. AAU, 11-11-95
23 Alana Beard at Florida State, 1-8-01
23 Alana Beard vs. Maryland, 2-15-01
23 Monique Currie vs. North Carolina, 1-24-02
23 Abby Waner vs. Colorado State, 12-22-05
30. 22 Azurá Stevens vs. Mississippi State, 3-22-15
22 Rebecca Greenwell at Virginia, 2-12-15
22 Rebecca Greenwell vs. Marquette, 11-23-14
22 Payton Black at Clemson, 2-19-96
22 Krista Gingrich vs. Florida State, 12-2-98
22 Alana Beard vs. UW-Milwaukee, 3-17-01
22 Monique Currie vs. South Carolina, 11-25-01
22 Monique Currie vs. Liberty, 12-20-01
22 Wanisha Smith vs. Jacksonville St., 12-14-04
22 Elizabeth Williams vs. USC Upstate, 12-11-11
22 Alexis Jones vs. North Carolina, 3-3-13
22 Sheana Mosch vs. Russian Juniors, 11-6-99
42. 21 Azurá Stevens vs. North Carolina, 3-1-15
21 Rebecca Greenwell vs. Virginia Tech, 1-5-15
21 Peppi Browne at Wake Forest, 2-6-97
21 Alana Beard at Penn State, 11-20-00
21 Monique Currie at Florida State, 1-27-02
21 Wanisha Smith vs. Liberty, 12-12-04
48. 20 Rebecca Greenwell vs. Albany, 3-20-15
20 Azurá Stevens vs. Miami, 1-18-15
20 Rebecca Greenwell vs. Syracuse, 1-8-15
20 Rebecca Greenwell vs. N.C. A&T, 1-2-15
20 Missy West vs. UNC-Asheville, 11-23-96
20 Georgia Schweitzer at North Carolina, 1-12-98
20 Alana Beard vs. LSU, 11-11-00
20 Alana Beard at Georgia Mason, 12-3-00
20 Monique Currie vs. Wake Forest, 1-6-02
20 Monique Currie vs. TCU, 3-17-02
20 Wanisha Smith vs. South Florida, 11-14-04
20 Laura Kurz vs. Pacific, 12-4-04
20 Joy Cheek vs. Boston College, 2-15-07
20 Bridgette Mitchell vs. Boston College, 2-15-07
20 Krystal Thomas vs UNC-Greensboro, 11-18-07
20 Allison Vernerey vs. NC State, 2-11-10
20 Chelsea Gray at North Carolina, 2-7-11
20 Elizabeth Williams at Virginia Tech, 1-15-12
20 Elizabeth Williams at Georgia Tech, 1-18-12
20 Rebecca Greenwell vs. NC A&T, 1-2-15
20 Rebecca Greenwell vs. Syracuse, 1-8-15
20 Rebecca Greenwell vs. Miami, 1-18-15

Rebounds

1. 17 Elizabeth Williams vs. Purdue, 12-1-11
2. 16 Elizabeth Williams at Wake Forest, 1-6-12
16 Chante Black vs. Clemson, 2-17-05
4. 15 Chris Moreland at N.C. State, 1-22-85
15 Chris Moreland vs. Wake Forest, 1-19-85
6. 14 8 Tied, most recent
Azurá Stevens at Virginia, 2-12-15

Offensive Rebounds

1. 11 Bridgette Mitchell vs. Northeastern, 11-11-06
2. 8 Joy Cheek vs. North Carolina, 2-25-07
8 Azurá Stevens at Notre Dame, 2-16-15
4. 7 Chante Black vs. Davidson, 11-12-04
7 Chante Black at Maryland, 2-13-05
7 Bridgette Mitchell vs. Boston College, 2-15-07
7 Tyish Hall at Clemson, 1-23-94
7 Rebecca Greenwell at North Carolina, 1-25-05
9. 6 Chante Black vs. Boston College, 3-22-05
6 Bridgette Mitchell vs. Houston, 11-19-06
6 Payton Black vs. James Madison, 3-16-96
6 Azurá Stevens vs. Marquette, 11-23-14
6 Azurá Stevens at Texas A&M, 11-30-14
6 Azurá Stevens at NC State, 2-22-15
6 Azurá Stevens vs. North Carolina, 3-1-15

Defensive Rebounds

1. 12 Chante Black vs. Clemson, 2-17-05
2. 11 Haley Peters vs. Southern California, 11-15-10
11 Monique Currie vs. Norfolk State, 3-15-02
11 Iciss Tillis at Florida State, 1-8-01
5. 10 Chante Black vs. South Florida, 11-14-04
10 Azurá Stevens vs. Pittsburgh, 1-29-15
7. 9 13 Tied, most recent
Azurá Stevens at Virginia, 2-12-15

Assists

1. 11 Patti Thomasson vs. App. State, 2-2-80
2. 10 Alexis Jones vs. Miami, 1-31-13
10 Abby Waner at San Diego, 12-30-05
10 Wanisha Smith vs. Miami, 2-24-05
10 Krista Gingrich vs. Temple, 12-12-98
10 Patti Thomasson vs. UConn, 1-11-80
7. 9 Alexis Jones at Maryland, 2-24-13
9 Sheana Mosch vs. Elon, 12-2-99
9. 8 Wanisha Smith vs. Virginia Tech, 1-9-05
8 Wanisha Smith at Tennessee, 12-2-04
8 Maura Hertzog vs. Virginia, 1-27-82
8 Alana Beard vs. Charlotte, 11-29-00
8 Nazrawit Medhanie vs. VCU, 11-15-95
8 Robin Baker at Richmond, 1-31-89
8 Patti Thomasson vs. UNC Asheville, 12-8-79

Blocks

1. 12 Elizabeth Williams at Wake Forest, 1-6-12
2. 11 Sarah Sullivan vs. Richmond, 1-22-83
3. 8 Elizabeth Williams at Boston Col., 2-9-12
8 Krystal Thomas at Charlotte, 11-27-10
5. 7 Elizabeth Williams vs. N.C. State, 3-2-12
7 Elizabeth Williams vs. Notre Dame, 11-26-11
7. 6 Elizabeth Williams vs. UNC, 2-6-12
6 Krystal Thomas vs. USF, 11-15-07
9. 5 11 Tied, most recent
Kendall Cooper, 12-22-13

Steals

1. 9 Katie Meier vs. Radford, 1-4-86
9 Kim Matthews vs. Davidson, 2-12-79
3. 8 Kim Matthews vs. Guilford, 12-4-78
4. 7 Rebecca Greenwell at Alabama, 11-16-14
7 Katie Meier vs. N.C. State, 1-21-86
7 Alana Beard vs. UWM, 3-17-01
7 Alana Beard vs. Maryland, 2-15-01
7 Tara McCarthy vs. Appalachian State, 1-28-78
9. 6 10 Tied, most recent
6 Alexis Jones vs. Virginia Tech, 1-16-13

Field Goals Made

1. 13 Zeki Blanding vs. UNC-Asheville, 12-11-91
2. 12 Alana Beard vs. Iowa State, 12-30-00
12 Alana Beard vs. Georgia Tech, 1-11-01
12 Alana Beard at Maryland, 1-14-01
5. 11 Katie Meier at Georgia Tech, 1-11-86
11 Alana Beard vs. Maryland, 2-15-01
11 Katie Meier at Clemson, 1-13-86
11 Azurá Stevens at Wake Forest, 2-5-15
9. 10 Alana Beard vs. SW Missouri St, 3-24-01
10 Brittany Hunter at NC State, 3-1-04
10 Bridgette Mitchell vs. Boston College, 2-15-07
10 Elizabeth Williams vs. USC Upstate, 12-11-11

Field Goal Attempts

1. 23 Dana McDonald vs. NC State, 1-10-90
2. 21 Azura Stevens at Wake Forest, 2-5-15
3. 20 Zeki Blanding vs. UNC-Asheville, 12-11-91
20 Alana Beard vs. Iowa State, 12-30-00
5. 19 Sheana Mosch vs. Russian Juniors, 11-6-99
19 Jennifer Scanlon vs. Florida State, 1-3-93
19 Rebecca Greenwell at Texas A&M, 11-30-14
19 Alexis Jones at Maryland, 2-24-13
9. 18 10 Tied, most recent
Rebecca Greenwell vs. Marquette, 11-23-14

Field Goal Percentage (min. of 5 attempts)

1. 100.0 Elizabeth Williams vs. USC Upstate, 12-11-11
(10-of-10)
- 100.0 Allison Vernerey vs. Virginia, 2-26-10
(8-of-8)
- 100.0 Kendall Cooper vs. Winthrop, 3-22-14
(7-of-7)
- 100.0 Chante Black vs. Holy Cross, 1-4-05
(6-of-6)
- 100.0 Rochelle Parent vs. MTSU, 3-24-98
(6-of-6)
- 100.0 Tyish Hall vs. North Carolina, 1-19-94
(5-of-5)
- 100.0 Tyish Hall vs. East Carolina, 1-5-94
(5-of-5)
- 100.0 Sue Harnett vs. Winthrop, 12-9-87
(5-of-5)
- 100.0 Chelsea Gray vs. DePaul, 3-27-11
(5-of-5)
- 100.0 Mistie Bass vs. Arkansas, 11-30-02
(5-of-5)
- 100.0 Rochelle Parent vs. Georgia Tech, 2-27-98
(5-of-5)

Free Throws Made

1. 14 Monique Currie vs. North Carolina, 3-4-02
2. 13 Jenni Kraft vs. Cleveland State, 12-2-88
3. 11 Alexis Jones vs. North Carolina, 3-3-13
11 Sheana Mosch vs. Western Kentucky, 3-20-00
11 Jenni Kraft vs. Stanford, 12-20-88
6. 10 Wanisha Smith vs. Jacksonville St, 12-15-04
10 Monique Currie vs. Wake Forest, 1-6-02
10 Monique Currie at Georgia Tech, 12-20-01
10 Jenni Kraft vs. Connecticut, 12-9-88
10. 9 5 Tied, most recent
Lindsey Harding vs. North Carolina, 3-10-03

Free Throws Attempted

1. 14 Monique Currie vs. North Carolina, 3-4-02
14 Jenni Kraft vs. Cleveland State, 12-2-88
3. 13 Allison Vernerey vs. James Madison, 12-18-09
4. 12 Alexis Jones vs. North Carolina, 3-3-13
12 Jenni Kraft vs. Stanford, 12-20-88
12 Payton Black vs. Pepperdine, 11-24-95
7. 11 Sheana Mosch vs. Western Kentucky, 3-20-00
11 Wanisha Smith vs. Jacksonville St, 12-15-04
11 Monique Currie vs. Wake Forest, 1-6-02
11 Katie Meier at George Mason, 11-30-85
11 Monique Currie vs. South Carolina, 11-25-01
11 Wynter Whitley vs. Virginia, 3-3-02

Free Throw Percentage

- 100.0 Monique Currie vs. North Carolina, 3-4-02 (14-of-14)
- 100.0 Sheana Mosch vs. W. Kentucky, 3-20-00 (11-of-11)
- 100.0 Monique Currie at Georgia Tech, 12-30-01 (10-of-10)
- 100.0 Jenni Kraft vs. Connecticut, 12-9-88 (10-of-10)
- 100.0 Lindsey Harding vs. UNC, 3-10-03 (9-of-9)
- 100.0 Alana Beard at Clemson, 12-9-00 (8-of-8)
- 100.0 Payton Black vs. Florida State, 12-6-95 (8-of-8)
- 100.0 Rebecca Greenwell at Alabama, 11-16-14 (8-of-8)
- 100.0 Azurá Stevens vs. Wake Forest, 3-6-15 (8-of-8)
- 100.0 Joy Cheek at Wake Forest, 2-11-07 (7-of-7)
- 100.0 Jenni Kraft vs. Maryland, 1-14-89 (7-of-7)
- 100.0 Rebecca Greenwell at Florida St., 1-11-15 (7-of-7)

Three-Pointers Made

- 6 Rebecca Greenwell vs. Albany, 3-20-15
- 5 Abby Waner vs. Colorado St., 12-22-05
- 5 Krista Gingrich vs. Florida State, 12-2-98
- 5 Jenni Kraft at Wake Forest, 2-27-89
- 4 21 tied - most recent
Rebecca Greenwell at Virginia, 2-12-15

Three-Pointers Attempted

- 11 Rebecca Greenwell vs. Albany, 3-20-15
- 11 Rebecca Greenwell at N.C. State, 2-22-15
- 11 Dana McDonald vs. N.C. State, 1-10-90
- 10 Rebecca Greenwell at Virginia, 2-12-15
- 9 Rebecca Greenwell vs. Stony Brook, 11-28-14
- 8 Rebecca Greenwell at Georgia Tech, 2-26-15
- 8 Rebecca Greenwell vs. Clemson, 2-8-15
- 8 Rebecca Greenwell vs. Virginia Tech, 1-15-15
- 8 Rebecca Greenwell vs. Syracuse, 1-8-15
- 8 Rebecca Greenwell vs. Marquette, 11-23-14
- 8 Rebecca Greenwell at Old Dominion, 11-20-14
- 8 Abby Waner vs. Colorado St., 12-22-05

Three-Point Percentage (min. 3 made)

- 100.0 Rometra Craig vs. UW-Milwaukee, 3-17-01 (3-of-3)
- 0.80 Wanisha Smith vs. Georgia Tech, 1-17-05 (4-of-5)
- 0.80 Rebecca Greenwell vs. NC A&T, 1-2-15 (4-of-5)
- 0.80 Rebecca Greenwell at Florida State, 1-11-15 (4-of-5)
- 0.75 Alexis Jones vs. NC State, 3-8-15 (3-of-4)
- 0.75 Tricia Liston vs. Albany, 12-9-10 (3-of-4)
- 0.75 Tricia Liston at Florida State, 1-14-11 (3-of-4)
- 0.75 Chelsea Gray vs. Albany, 12-9-10 (3-of-4)
- 0.75 Jasmine Thomas vs. Tennessee, 1-28-08 (3-of-4)
- 0.75 Iciss Tillis at Florida State, 1-8-01 (3-of-4)
- 0.71 Jenni Kraft at Wake Forest, 2-27-89 (5-of-7)

Season RecordsPoints

- 509 Alana Beard, 2000-01~
- 502 Monique Currie, 2001-02
- 476 Rebecca Greenwell, 2014-15~

- 466 Azurá Stevens, 2014-15
- 461 Elizabeth Williams, 2011-12~
- 439 Chris Moreland, 1984-85
- 438 Katie Meier, 1985-86
- 394 Wanisha Smith, 2004-05
- 381 Jenni Kraft, 1988-89
- 350 Payton Black, 1995-96

Points Per Game Average

- 17.6 Chris Moreland, 1984-85~
- 17.0 Alana Beard, 2000-01~
- 16.6 Tara McCarthy, 1977-78~
- 14.6 Katie Meier, 1985-86
- 14.3 Monique Currie, 2001-02
- 14.1 Azurá Stevens, 2014-15
- 14.0 Rebecca Greenwell, 2014-15
- 14.0 Elizabeth Williams, 2011-12~
- 13.6 Jenni Kraft, 1988-89
- 13.0 Stacy Hurd, 1980-81

Field Goals Made

- 194 Azurá Stevens, 2014-15
- 194 Alana Beard, 2000-01
- 186 Elizabeth Williams, 2011-12
- 178 Monique Currie, 2001-02
- 168 Katie Meier, 1985-86
- 163 Chris Moreland, 1984-85
- 157 Rebecca Greenwell, 2014-15
- 138 Stacey Hurd, 1980-81
- 134 Wanisha Smith, 2004-05
- 132 Payton Black, 1995-96

Field Goals Attempted

- 396 Rebecca Greenwell, 2014-15
- 383 Elizabeth Williams, 2011-12
- 379 Azurá Stevens, 2014-15
- 379 Alana Beard, 2000-01
- 360 Monique Currie, 2001-02
- 339 Katie Meier, 1985-86
- 319 Jasmine Thomas, 2007-08
- 312 Wanisha Smith, 2004-05
- 297 Alexis Jones, 2012-13
- 288 Chris Moreland, 1984-85

Rebounds

- 271 Azurá Stevens, 2014-15
- 260 Chante Black, 2004-05~
- 259 Elizabeth Williams, 2011-12~
- 238 Chris Moreland, 1984-85
- 209 Monique Currie, 2001-02
- 188 Iciss Tillis, 2000-01
- 187 Rebecca Greenwell, 2014-15
- 175 Allison Vernerey, 2009-10
- 174 Stacy Hurd, 1980-81
- 171 Wynter Whitley, 2001-02
- 170 Payton Black, 1995-96

Rebounds Per Game Average

- 9.5 Chris Moreland, 1984-85~
- 8.2 Azurá Stevens, 2014-15
- 7.8 Elizabeth Williams, 2011-12~
- 7.6 Chante Black, 2004-05~
- 6.9 Stacy Hurd, 1980-81
- 6.0 Monique Currie, 2001-02
- 5.8 Sue Harnett, 1986-87
- 5.7 Leslie Earnhardt, 1978-89
- 5.6 Sarah Sullivan, 1982-83
- 5.6 Tara McCarthy, 1977-78

Offensive Rebounds

- 120 Azurá Stevens, 2014-15
- 118 Elizabeth Williams, 2011-12
- 97 Chante Black, 2004-05
- 84 Monique Currie, 2001-02
- 70 Bridgette Mitchell, 2006-07

- 68 Allison Vernerey, 2009-10
- 68 Mistie Bass, 2002-03
- 64 Payton Black, 1995-96
- 58 Haley Peters, 2010-11
- 58 Oderah Chidom, 2013-14

Defensive Rebounds

- 163 Chante Black, 2004-05
- 151 Azurá Stevens, 2014-15
- 141 Rebecca Greenwell, 2014-15
- 141 Elizabeth Williams, 2011-12
- 138 Iciss Tillis, 2000-01
- 125 Monique Currie, 2001-02
- 124 Wynter Whitley, 2001-02
- 108 Alexis Jones, 2012-13
- 107 Allison Vernerey, 2009-10
- 106 Payton Black, 1995-96

Assists

- 154 Wanisha Smith, 2004-05~
- 144 Alexis Jones, 2012-13
- 124 Lindsey Harding, 2002-03~
- 113 Alana Beard, 2000-01
- 112 Abby Waner, 2005-06
- 101 Robin Baker, 1988-89
- 93 Patti Thomasson, 1879-80
- 91 Hilary Howard, 1995-96
- 90 Monique Currie, 2001-02
- 86 Chelsea Gray, 2010-11

Blocks

- 116 Elizabeth Williams, 2011-12~
- 68 Sarah Sullivan, 1982-83
- 46 Chante Black, 2004-05
- 40 Iciss Tillis, 2000-01
- 37 Sue Harnett, 1986-87
- 35 Krystal Thomas, 2007-08
- 33 Brittany Hunter, 2003-04
- 30 Azurá Stevens, 2014-15
- 30 Jasmine Thomas, 2007-08
- 30 Alana Beard, 2000-01
- 30 Kendall Cooper, 2013-14

Steals

- 106 Alana Beard, 2000-01~
- 68 Lindsey Harding, 2002-03
- 66 Rebecca Greenwell, 2014-15
- 66 Chelsea Gray, 2010-11
- 65 Abby Waner, 2005-06
- 63 Alexis Jones, 2012-13
- 61 Wanisha Smith, 2004-05
- 58 Katie Meier, 1985-86~
- 54 Iciss Tillis, 2000-01
- 53 Chloe Wells, 2010-11

Free Throws Made

- 138 Monique Currie, 2001-02~
- 113 Chris Moreland, 1984-85~
- 111 Alana Beard, 2000-01~
- 102 Katie Meier, 1985-86
- 90 Rebecca Greenwell, 2014-15~
- 90 Jenni Kraft, 1988-89
- 88 Elizabeth Williams, 2011-12~
- 86 Payton Black, 1995-96
- 85 Wanisha Smith, 2004-05
- 84 Wynter Whitley, 2001-02

Free Throws Attempted

- 179 Monique Currie, 2001-02~
- 160 Chris Moreland, 1984-85~
- 145 Elizabeth Williams, 2011-12~
- 141 Alana Beard, 2000-01~
- 138 Katie Meier, 1985-86
- 133 Payton Black, 1995-96~
- 118 Wanisha Smith, 2004-05
- 118 Wynter Whitley, 2001-02

9. 114 Rebecca Greenwell, 2014-15
- 101 Sheana Mosch, 1999-00

Free Throw Percentage

1. .900 Jenni Kraft, 1988-89~
2. .812 Sheana Mosch, 1999-00~
3. .805 Chelsea Gray, 2010-11~
4. .795 Alexis Jones, 2012-13
5. .789 Rebecca Greenwell, 2014-15~
6. .787 Alana Beard, 2000-01
7. .786 Bridgette Mitchell, 2006-07
8. .771 Monique Currie, 2001-02
9. .765 Lindsey Harding, 2002-03
10. .762 Patti Thompson, 1979-80

Field Goal Percentage

1. .603 Oderah Chidom, 2013-14~
2. .600 Rochelle Parent, 1997-98
3. .591 Tyish Hall, 1993-94
4. .571 Payton Black, 1995-96
5. .566 Chris Moreland, 1984-85~
6. .558 Brittany Hunter, 2003-04
7. .527 Chante Black, 2004-05
8. .522 Haley Peters, 2010-11~
9. .514 Ali Day, 1992-93
10. .512 Azurá Stevens, 2014-15
- .512 Alana Beard, 2000-01

Three-Pointers Made

1. 72 Rebecca Greenwell, 2014-15
2. 50 Abby Waner, 2005-06
3. 41 Wanisha Smith, 2004-05
- 41 Jenni Kraft, 1988-89~
5. 37 Georgia Schweitzer, 1997-98
6. 36 Dana McDonald, 1989-90
7. 33 Laura Kurz, 2004-05
- 33 Chelsea Gray, 2010-11
9. 30 Jessica Foley, 2002-03
10. 29 Krista Gingrich, 1998-99

Three-Pointers Attempted

1. 202 Rebecca Greenwell, 2014-15
2. 131 Abby Waner, 2005-06
3. 104 Georgia Schweitzer, 1997-98
4. 100 Wanisha Smith, 2004-05
5. 98 Dana McDonald, 1989-90
6. 97 Jasmine Thomas, 2007-08
7. 86 Jessica Foley, 2002-03
8. 83 Chelsea Gray, 2010-11
9. 76 Jenny Kraft, 1988-89
- 76 Alexis Jones, 2012-13

Three-Point Field Goal Percentage

1. .539 Jenni Kraft, 1988-89~
2. .452 Laura Kurz, 2004-05~
3. .419 Robin Baker, 1988-89
4. .417 Nazrawit Medhanie, 1995-96
5. .417 Shay Selby, 2008-09
6. .414 Lauren Rice, 1996-97
7. .410 Wanisha Smith, 2004-05
8. .400 Kathleen Scheer, 2008-09
9. .403 Krista Gingrich, 1998-99
10. .398 Chelsea Gray, 2010-11

Minutes

1. 1171 Rebecca Greenwell, 2014-15
2. 1163 Wanisha Smith, 2004-05
3. 1049 Alexis Jones, 2012-13
4. 1008 Elizabeth Williams, 2011-12
5. 971 Monique Currie, 2001-02
6. 958 Lindsey Harding, 2002-03
7. 950 Azurá Stevens, 2014-15
8. 893 Alana Beard, 2000-01
9. 884 Jasmine Thomas, 2007-08
10. 846 Sheana Mosch, 1999-2000

Minutes Per Game

1. 34.4 Rebecca Greenwell, 2014-15
2. 33.0 Robin Baker, 2004-05
3. 32.3 Wanisha Smith, 2004-05
4. 30.5 Elizabeth Williams, 2011-12
5. 29.8 Alana Beard, 2000-01
6. 29.1 Alexis Jones, 2012-13
7. 28.3 Hilary Howard, 1995-96
8. 27.7 Monique Currie, 2001-02
9. 25.9 Lindsey Harding, 2002-03
10. 25.5 Georgia Schweitzer, 1997-98

Double Figure Scoring

1. 28 Rebecca Greenwell, 2014-15~
- 28 Azurá Stevens, 2014-15~
3. 27 Elizabeth Williams, 2011-12~
4. 26 Monique Currie, 2001-02
- 26 Alana Beard, 2000-01
6. 25 Katie Meier, 1985-86
7. 23 Chris Moreland, 1984-85~
8. 22 Wanisha Smith, 2004-05
9. 19 Jenni Kraft, 1988-89
- 19 Stacy Hurd, 1980-81
- 19 Chelsea Gray, 2010-11

Double-Doubles

1. 10 Azurá Stevens, 2014-15
- 10 Chris Moreland, 1984-85
3. 9 Monique Currie, 2001-02
4. 7 Elizabeth Williams, 2011-12~
5. 5 Rebecca Greenwell, 2014-15
- 5 Chante Black, 2004-05
7. 4 Sue Harnett, 1986-87
8. 3 Stacy Hurd, 1980-81
9. 2 Alexis Jones, 2012-13
- 2 Allison Vernerey, 2009-10
- 2 Brittany Hunter, 2003-04
- 2 Iciss Tillis, 2000-01
- 2 Katie Meier, 1985-86

20-Point games

1. 10 Alana Beard, 2000-01
- 10 Chris Moreland, 1984-85
3. 7 Rebecca Greenwell, 2014-15
- 7 Monique Currie, 2001-02
5. 5 Azurá Stevens, 2014-15
- 5 Jenni Kraft, 1988-89
- 5 Tara McCarthy, 1977-78
8. 4 Dana McDonald, 1989-90
- 4 Katie Meier, 1985-86
10. 3 Elizabeth Williams, 2011-12
- 3 Wanisha Smith, 2004-05
- 3 Stacy Hurd, 1980-81

30-Point games

1. 33 Alana Beard at Maryland, 1-14-01
2. 31 Chris Moreland at UNC Wilmington, 2-23-85
- 31 Stacy Hurd vs. Wake Forest, 12-8-80
4. 30 Monique Currie vs. North Carolina, 3-4-02
- 30 Chris Moreland vs. N.C. Central 11-20-84

Double Figure Rebounds

1. 12 Azurá Stevens, 2014-15~
2. 11 Chante Black, 2004-05
3. 10 Chris Moreland, 1984-85
4. 9 Monique Currie, 2001-02
5. 8 Elizabeth Williams, 2011-12~
6. 5 Rebecca Greenwell, 2014-15
7. 4 Oderah Chidom, 2013-14
- 4 Stacy Hurd, 1980-81
- 4 Iciss Tillis, 2000-01
- 4 Alana Beard, 2000-01
- 4 Sue Harnett, 1986-87

Double Figure Assists

1. 2 Patti Thomasson, 1979-80
2. 1 Alexis Jones, 2012-13
- 1 Abby Waner, 2005-06
- 1 Krista Gingrich, 1998-99

Double-Double in First Game

Chris Moreland vs. N.C. Central, 11-20-84, 30 pts, 13 reb
 Monique Currie vs. Texas Tech, 11-11-01, 17 pts, 10 reb
 Joy Cheek vs. Northeastern, 11-11-06, 12 pts, 11 reb
 Bridgette Mitchell vs. Northeastern, 11-11-06, 18 pts, 13 reb
 Rebecca Greenwell at Alabama, 11-16-14, 17 pts, 10 reb
 Azurá Stevens at Alabama, 11-16-14, 10 pts, 10 reb

Most Consecutive Double-Figure Scoring Games in a Season

- 19 Elizabeth Williams, 2011-12
- 17 Katie Meier, 1985-86

Earliest To Start First Game

1st game Patti Thomason at Virginia, 11-24-79
 Ada Headly at St. Joseph's, 11-21-80
 Stacy Hurd at St. Joseph's, 11-21-80
 Sara Sullivan vs. E.Kentucky, 11-26-82
 Connie Goins vs. E. Kentucky, 11-26-82
 Chris Moreland vs. N.C. Central, 11-20-84
 Sue Harnett vs. Florida, 11-28-86
 Jenni Kraft vs. E.Washington, 11-25-88
 Robin Baker vs. E.Washington, 11-25-88
 Shannon Willis vs. vs. Xavier, 12-28-90
 Alison Day vs. UNC Wilmington, 12-1-92
 Nazrawit Medhanie vs. VCU, 11-15-95
 Missy West at UNC Asheville, 11-23-96
 Georgia Schweitzer vs. Florida State, 1-16-98
 Michele Matyasovsky vs. Vanderbilt, 11-24-99
 Alana Beard vs. UCLA, 11-10-00
 Iciss Tillis vs. UCLA, 11-10-00
 Wynter Whitley vs. Texas Tech, 11-11-01
 Chante Black vs. Davidson, 11-12-04
 Abby Waner at Penn State, 11-18-05
 Chloe Wells vs. Brigham Young, 11-13-10
 Elizabeth Williams at Brigham Young, 11-11-11
 Alexis Jones vs. Presbyterian, 11-17-12
 Rebecca Greenwell at Alabama, 11-16-14
 Sierra Calhoun at Alabama, 11-16-14

Earliest to Start First game under Coach P

1st game Rebecca Greenwell at Alabama, 11-16-14
 1st game Sierra Calhoun at Alabama, 11-16-14
 1st game Alexis Jones vs. Presbyterian, 11-17-12
 1st game Elizabeth Williams vs. Brigham Young, 11-11-11
 1st game Chloe Wells vs. Brigham Young, 11-13-10
 6th game Azurá Stevens vs. Nebraska, 12-3-14
 9th game Jasmine Thomas vs. Rutgers, 12-6-07
 14th game Haley Peters vs. Kentucky, 1-4-11
 25th game Allison Vernerey vs. North Carolina, 2-8-10

- Denotes led team as a freshman.

Individual RecordsPoints

- 35 Carey Kauffman vs. UNCA, 11-30-94
 35 Alana Beard vs. Maryland, 1-2-02

Points by Opponent

- 33 Chasity Melvin, N.C. State, 2-12-97

Field Goals

- 16 Sue Harnett vs. VCU, 12-10-88

Field Goals by Opponent

- 14 Chasity Melvin, N.C. State, 2-12-97
 14 Tracy Reid, North Carolina, 2-21-97

Fields Goal Attempted

- 25 Stacy Hurd vs. Vanderbilt, 3-13-82
 25 Sue Harnett vs. VCU, 12-10-88

Fields Goal Attempted by Opponent

- 28 Andrea Riley, Oklahoma St., 11-14-08

Three-Pointers Made

- 7 Jessica Foley vs. Georgia Tech, 1-17-05
 7 Nicole Erickson vs. Clemson, 1-14-99

Three-Pointers Made by Opponent

- 8 Kelly Morrone, South Carolina, 11-25-01

Three-Pointers Attempted

- 12 Jessica Foley vs. Georgia Tech, 1-17-05
 12 Nicole Erickson vs. Clemson, 1-14-99

Free Throws

- 15 Nicole Johnson vs. Wake Forest, 2-26-92

Free Throws by Opponent

- 14 J. Pierce, Georgia Tech, 1-29-93

Free Throws Attempted

- 22 Tara McCarthy vs. UNC, 2-24-78

Free Throws Attempted by Opponent

- 18 Deana Tate, Maryland, 2-22-86

Rebounds

- 24 Barb Krause vs. Catawba, 1-10-79

Rebounds by Opponent

- 20 Robyn Fairbanks, Utah Valley, 12-18-07

Assists

- 13 Chelsea Gray vs. Pittsburgh, 12-4-11

Assists by Opponent

- 12 Dawn Staley, Virginia, 2-11-89

Steals

- 10 Abby Waner vs. Utah Valley, 12-18-07

Steals by Opponent

- 8 Pam Leake, UNC, 1-7-86
 8 Donna Holt, Virginia, 2-21-87
 8 Imani Tate, Albany, 3-20-15

Blocks

- 11 Sarah Sullivan vs. Richmond, 1-22-83

Blocks by Opponent

- 7 Waltiea Rolle, North Carolina, 2-7-11
 7 Jassany Williams, Auburn, 11-18-11

Team RecordsPoints

- 128 vs. Howard, 12-6-02

Points by Opponent

- 107 vs. Clemson, 1-10-92

Points by Two Teams

- 191 vs. Georgia Tech, 1-28-89

Field Goals

- 51 vs. Howard, 12-6-02

Field Goals by Opponent

- 44 N.C. State, 1-10-90

Field Goal Attempted

- 97 vs. Morgan State, 11-26-93

Field Goal Attempts by Opponent

- 82 N.C. State, 2-6-91 and Charleston, 12-18-90

Field Goal Percentage

- 68.2 vs. Arkansas State, 11-25-05

Field Goal Percentage by Opponent

- 65.5 Virginia, 1-25-94

Three-Pointers Made

- 13 vs. Georgia Tech, 1-17-05

Three-Pointers Made by Opponent

- 14 DePaul, 3-24-14
 14 North Carolina, 3-1-15

Three-Pointers Attempted

- 30 vs. Georgia Tech, 1-17-05

Free Throws

- 29 vs. North Carolina, 1-27-00

Free Throws by Opponent

- 30 Virginia, 2-27-87 and NCSU, 1-21-87

Free Throw Attempted

- 44 vs. Howard, 11-30-87

Free Throw Attempted by Opponent

- 45 N.C. State, 1-21-87

Free Throw Percentage

- 1.00 (11-11) vs. Georgia Tech, 2-18-94

Free Throw Percentage by Opponent

- 1.00 (8-8) Maryland, 1-22-12

Rebounds

- 69 vs. Buffalo, 11-25-14

Rebounds by Opponent

- 57 Virginia, 2-13-93

Assists

- 36 vs. UNC Wilmington, 12-20-11

Assists by Opponent

- 29 N.C. State, 1-10-90

Steals

- 31 N.C. Central, 12-28-09

Steals by Opponent

- 24 Virginia, 1-5-91

Blocks

- 15 vs. Ball State, 12-19-05

- 15 vs. Wake Forest, 1-4-15

Blocks by Opponent

- 11 Auburn, 11-18-11

Forced Turnovers by Duke

- 45 vs. N.C. Central, 12-28-09
 45 vs. Morgan State, 11-26-93

Largest Halftime Lead

- 56 vs. N.C. Central (65-9), 12-12-98

Most Points Scored in First Half

- 65 vs. N.C. Central, 12-28-10

- 65 vs. Fairfield, 11-22-05

- 65 vs. Morgan State, 11-26-93

Most Points Scored in First Half by Opponent

- 52 Virginia, 2-29-97

Most Points Scored in Second Half

- 70 vs. Stephen F. Austin, 11-29-03

Most Points Scored in Second Half by Opponent

- 60 N.C. State, 1-19-88

Largest Winning Margin

- +89 vs. N.C. Central (117-28), 12-28-10

Largest Winning Margin by Opponent

- +36 Virginia, 2-13-93

Cameron NotablesFirst Game

N.C. Central 64, Duke 36 • Jan. 15, 1976

First Victory

Duke 64, UNC Charlotte 60 • Jan. 25, 1977

First Home ACC Win

Duke 70, Georgia Tech 55 • Jan. 13, 1979

100th Victory

Duke 77, Western Carolina 64 • Dec. 6, 1989

200th Victory

Duke 79, Holy Cross 51 • March 13, 1999

250th Victory

Duke 106, Charleston Southern 38 • Dec. 16, 2002

300th Victory

Duke 71, Marist 50 • Nov. 17, 2006

350th Victory

Duke 83, Virginia 65 • Feb. 26, 2010

400th Victory

Duke 92, Alabama 57 • Nov. 17, 2013

Record in Cameron Indoor Stadium

Year	Record	Pct.	Average Attendance	Single Game High
1975-76	0-8	.000	--	--
1976-77	2-5	.286	--	--
1977-78	0-9	.000	--	--
1978-79	8-3	.727	--	--
1979-80	8-3	.727	--	--
1980-81	8-3	.727	172	278
1981-82	8-5	.615	232	500
1982-83	9-3	.750	261	800
1983-84	9-5	.643	210	300
1984-85	8-3	.727	280	500
1985-86	11-2	.846	573	3,200
1986-87	12-3	.800	838	4,872
1987-88	9-4	.692	744	2,257
1988-89	5-8	.385	895	1,850
1989-90	9-3	.750	933	3,000
1990-91	8-6	.571	803	3,000
1991-92	7-7	.500	1,006	3,800
1992-93	7-6	.539	533	2,177
1993-94	10-3	.769	696	1,200
1994-95	12-2	.857	1,482	5,000
1995-96	11-3	.786	1,934	6,500
1996-97	11-2	.846	1,749	5,478
1997-98	14-1	.933	2,357	5,879
1998-99	15-1	.938	2,680	8,572
1999-00	16-2	.889	2,977	5,721
2000-01	14-1	.933	4,626	8,933
2001-02	15-1	.938	3,919	6,904
2002-03	13-1	.929	5,577	9,314
2003-04	14-1	.933	6,237	9,314
2004-05	13-1	.929	4,966	8,240
2005-06	12-1	.923	6,073	9,314
2006-07	14-0	1.000	5,852	9,314
2007-08	10-3	.769	6,764	9,314
2008-09	14-0	1.000	6,665	9,314
2009-10	16-1	.941	4,714	9,314
2010-11	17-0	1.000	5,216	9,314
2011-12	13-1	.929	5,361	8,595
2012-13	16-0	1.000	4,958	9,314
2013-14	13-4	.765	4,814	9,314
2014-15	17-1	.944	4,590	9,314
Total	428-116	.787		

Top Single-Game Cameron Attendance Marks

Attendance	Opponent	Date	Result
9,314	North Carolina	3-1-15	W, 81-80
9,314	Connecticut	12-17-13	L, 61-83
9,314	North Carolina	3-3-13	W, 65-58
9,314	North Carolina	2-27-11	W, 66-58
9,314	Connecticut	1-18-10	L, 48-81
9,314	North Carolina	3-1-09	W, 81-79 (OT)
9,314	Maryland	2-17-08	L, 69-76
9,314	North Carolina	2-4-08	L, 76-93
9,314	Tennessee	1-28-08	L, 64-67
9,314	North Carolina	2-25-07	W, 67-62
9,314	Maryland	1-13-07	W, 81-62
9,314	North Carolina	1-29-06	L, 70-74
9,314	Tennessee	1-23-06	W, 75-53
9,314	Tennessee	1-24-04	L, 69-72
9,314	North Carolina	1-11-04	W, 79-57
9,314	North Carolina	2-20-03	W, 97-63
9,314	Connecticut	2-1-03	L, 65-77
8,874	N.C. State	3-2-03	W, 86-60
8,572	North Carolina	2-21-99	W, 88-78
8,257	North Carolina	2-26-01	W, 72-67

• A sellout crowd in Cameron Indoor Stadium is 9,314

Top Season Cameron Attendance Marks

	Year	Total Games	Total Attendance	Average
1.	2007-08	13	87,931	6,764
2.	2008-09	14	93,174	6,655
3.	2003-04	15	93,553	6,237
4.	2005-06	13	78,948	6,073
5.	2006-07	14	81,921	5,852
6.	2002-03	14	78,072	5,577
7.	2011-12	14	75,054	5,361
8.	2010-11	17	88,667	5,216
9.	2004-05	14	69,526	4,966
10.	2012-13	16	79,328	4,958
11.	2013-14	17	81,842	4,814
12.	2009-10	17	80,134	4,714
13.	2000-01	15	69,390	4,626
14.	2014-15	18	82,615	4,590
15.	2001-02	16	62,698	3,919
16.	1998-99	16	48,879	3,055
17.	1999-00	18	53,583	2,978
18.	1997-98	15	35,359	2,357
19.	1995-96	14	27,075	1,934
20.	1996-97	13	22,736	1,749
21.	1994-95	14	20,754	1,482

[7/7] Duke 82, Old Dominion 66

November 20, 2014
Norfolk, Va. (Ted Constant Convocation Center)

Duke	FG	3FG	FT	REB	PF	TP	A	TO	B	S	Min
Henson f	5-6	0-0	0-0	2-3-5	2	10	0	2	0	0	22
Williams c	11-14	0-0	0-0	3-5-8	1	22	1	1	5	0	39
Calhoun g	3-9	2-5	4-4	2-0-2	1	12	1	1	0	0	32
Johnson g	7-9	2-3	2-2	2-9-11	2	18	13	3	0	1	35
Greenwell g	4-12	2-8	0-0	0-6-6	0	10	5	2	0	1	36
Stevens	1-4	0-2	0-2	1-1-2	0	2	1	4	1	0	13
Riggs	0-1	0-1	0-0	0-0-0	0	0	0	1	0	0	3
Cooper	0-1	0-0	0-0	0-0-0	0	0	0	0	0	0	4
Chidom	4-8	0-0	0-0	3-4-7	2	8	1	0	0	0	16
TEAM				2-1-3							
Totals	35-64	6-19	6-8	15-29-44	8	82	22	14	6	2	200
Pct.	54.7	31.6	75.0	DB: 1							

FG's (1st half: 17-34, 50%; 2nd half: 18-30, 60.0%)
3FG's (1st half: 2-9, 22.2%; 2nd half: 4-10, 40.0%)
FT's (1st half: 0-0, 0%; 2nd half: 6-8, 75.0%)

Old Dominion	FG	3FG	FT	REB	PF	TP	A	TO	B	S	Min
Painter f	6-11	1-1	1-2	0-2-2	3	14	0	2	0	1	33
Minor f	6-15	4-9	0-0	1-5-6	0	16	2	1	2	0	33
Oigbokie f	0-0	0-0	0-0	1-0-1	2	0	1	0	0	0	13
Betz-White g	1-3	0-2	0-0	0-0-0	1	2	2	0	0	0	12
Simms g	5-16	2-6	0-3	3-1-4	1	12	2	5	1	1	35
Holopainen	2-5	0-3	0-0	1-1-2	0	4	0	0	0	0	6
Brown	1-1	1-1	0-0	1-0-1	0	3	0	0	0	0	1
Ajemba	0-1	0-0	0-0	1-1-2	0	0	0	1	0	0	6
Younger	2-4	0-2	0-0	1-1-2	1	4	5	0	0	0	27
Jackson	2-6	0-1	1-3	0-1-1	1	5	2	0	0	0	13
Young	3-5	0-0	0-0	4-2-6	1	6	0	0	1	1	21
TEAM				1-1-2							
Totals	28-67	8-25	2-8	14-15-29	10	66	14	10	4	3	200
Pct.	41.8	32.0	25.0	DB: 2							

FG's (1st half: 13-30, 43.3%; 2nd half: 15-37, 40.5%)
3FG's (1st half: 3-11, 27.3%; 2nd half: 5-14, 35.7%)
FT's (1st half: 2-6, 33.3%; 2nd half: 0-2, 0.0%)

Officials: Gina Cross, Angelica Suffren, Luis Gonzalez
Attendance: 3452 • Technical Fouls: None.

Score by Periods	1st	2nd	Total
Duke	36	46	82
Old Dominion	31	35	66

[7/6] Duke 76, Wake Forest 58

January 6, 2012
Winston-Salem, N.C. (Joel Coliseum)

DUKE	FG	3FG	FT	REB	PF	TP	A	TO	B	S	Min
Peters f	5-13	0-0	2-2	4-2-6	2	12	3	3	1	0	25
Williams c	6-13	0-0	6-9	6-10-16	2	18	4	6	12	1	33
Gray g	2-5	1-1	1-1	0-4-4	2	6	6	7	1	1	33
Jackson g	4-9	0-1	3-5	4-2-6	3	11	2	1	0	1	25
Liston g	1-4	1-2	3-4	0-3-3	4	6	1	3	0	0	18
Selby	4-7	1-3	0-0	1-4-5	3	9	3	2	0	2	31
Johnson	0-0	0-0	2-2	1-3-4	1	2	0	2	0	0	7
Scheer	2-4	0-1	0-0	1-5-6	2	4	1	4	1	0	16
Vernerrey	3-3	0-0	2-2	1-2-3	0	8	2	0	1	0	12
TEAM				2-2-4							
Totals	27-58	3-8	19-25	20-37-57	19	76	22	28	16	5	200
Pct.	46.6	37.5	76.0	DB: 3,2							

FG's (1st half: 14-32, 43.8%; 2nd half: 13-26, 50.0%)
3FG's (1st half: 1-3, 33.3%; 2nd half: 2-5, 40.0%)
FT's (1st half: 5-9, 55.6%; 2nd half: 14-16, 87.5%)

WAKE	FG	3FG	FT	REB	PF	TP	A	TO	B	S	Min
Walker f	2-9	1-2	0-2	4-1-5	4	5	0	3	3	3	29
Ray f	4-10	0-0	1-1	3-4-7	3	9	1	4	2	3	26
Garcia g	0-11	0-2	0-0	3-2-5	1	0	1	1	0	1	17
Thomas g	1-7	0-0	0-0	1-1-2	4	2	5	2	0	1	24
Boykin g	10-25	5-10	0-0	2-1-3	0	25	1	1	0	3	36
Hall	1-1	1-1	0-0	0-0-0	2	3	1	0	0	0	5
Douglas	0-6	0-1	0-2	0-1-1	0	0	3	1	0	0	15
Hamby	0-1	0-0	0-0	0-0-0	0	0	0	0	1	0	7
Wright	4-6	0-0	1-3	2-1-3	3	9	0	1	0	1	19
Williams	1-4	0-0	3-5	4-1-5	3	5	0	2	0	4	22
TEAM				4-1-5							
Totals	23-80	7-16	5-13	23-13-36	20	58	12	16	6	16	200
Pct.	28.8	43.8	38.5	DB: 3,1							

FG's (1st half: 10-38, 26.3%; 2nd half: 13-42, 31.0%)
3FG's (1st half: 4-6, 66.7%; 2nd half: 3-10, 30.0%)
FT's (1st half: 3-7, 42.9%; 2nd half: 2-6, 33.3%)

Officials: Eric Brewton, Denise Brooks, Rachelle Jones
Attendance: 1,358 • Technical Fouls: None

Score by Periods	1st	2nd	Total
Duke	34	42	76
Wake Forest	27	31	58

[7/6] Duke 92, Pittsburgh 43

December 31, 2011
Durham, N.C. (Cameron Indoor Stadium)

PITTSBURGH	FG	3FG	FT	REB	PF	TP	A	TO	B	S	Min
Dunn f	1-3	0-0	0-0	0-2-2	3	2	0	2	2	2	18
Golden f	0-0	0-0	2-2	2-0-2	0	2	0	2	1	1	15
Kiesel g	3-14	1-4	5-9	0-4-4	1	12	2	8	0	1	30
Dowd g	3-8	3-5	0-0	0-1-1	3	9	0	2	0	0	31
Anderson g	1-9	1-3	0-0	2-2-4	4	3	3	4	0	0	31
Logan	1-1	0-0	0-0	0-1-1	1	2	0	2	0	0	7
Davis	1-11	0-0	0-0	0-1-1	3	2	0	2	0	1	21
Burdgeess	1-1	0-0	0-1	2-2-4	0	2	1	2	1	0	25
McManus	3-12	0-0	3-4	5-7-12	3	9	0	0	0	2	22
TEAM				7-3-10							
Totals	14-59	5-12	10-16	18-23-41	18	43	6	24	4	7	200
Pct.	23.7	41.7	62.5	DB: 1							

FG's (1st half: 7-33, 21.2%; 2nd half: 7-26, 26.9%)
3FG's (1st half: 2-4, 50.0%; 2nd half: 3-8, 37.5%)
FT's (1st half: 6-9, 66.7%; 2nd half: 4-7, 57.1%)

DUKE	FG	3FG	FT	REB	PF	TP	A	TO	B	S	Min
Peters f	5-11	0-0	0-1	1-7-8	1	10	0	3	0	1	27
Williams c	5-14	0-0	2-3	4-5-9	3	12	1	4	5	3	26
Wells g	6-8	1-3	1-1	0-2-2	2	14	5	2	1	1	21
Gray g	5-7	2-2	2-2	3-8-11	2	14	13	1	1	6	33
Liston g	6-9	5-6	2-2	1-3-4	1	19	2	1	0	2	30
Johnson	0-0	0-0	0-0	0-1-1	0	0	0	0	0	0	4
Jackson	5-9	0-0	2-5	2-0-2	1	12	2	1	1	4	20
Scheer	4-8	2-4	0-1	3-1-4	3	10	1	0	0	2	19
Henson	0-5	0-1	0-1	0-3-3	1	0	3	1	1	0	15
Vernerrey	0-1	0-0	1-2	0-0-0	2	1	0	1	0	0	5
TEAM				5-1-6							
Totals	36-72	10-16	10-18	19-31-50	16	92	27	14	9	19	200
Pct.	50.0	62.5	55.6	DB: 2,1							

FG's (1st half: 20-39, 51.3%; 2nd half: 16-33, 48.5%)
3FG's (1st half: 6-8, 75.0%; 2nd half: 4-8, 50.0%)
FT's (1st half: 3-5, 60.0%; 2nd half: 7-13, 55.6%)

Officials: Lawson Newton, Sue Blauch, Tom Danaher
Attendance: 4,428 • Technical Fouls: None

Score by Periods	1st	2nd	Total
Pittsburgh	22	21	43
Duke	49	43	92

Ka'lia Johnson Nets Triple-Double

Blue Devil senior Ka'lia Johnson traveled to near home state of Virginia and notched the seventh triple-double in school history with a career-high 18 points, career-high 13 assists and tied a career high with 11 rebounds in 35 minutes of action.

Johnson's previous career high of assists was four and points was 12 prior to the impressive night. She hit 7-of-9 field goals on the evening and had one steal.

Elizabeth Williams Nets Triple-Double

Blue Devil freshman Elizabeth Williams netted the fifth triple-double in school history at Wake Forest on January 6, 2012 with 18 points, 16 rebounds and 12 blocked shots.

Williams' 12 blocks was a new ACC and Duke record, while her 16 rebounds matched a Blue Devil freshman record. She played 33 minutes and hit 6-of-13 field goals.

In the first half, Williams posted four points, 10 rebounds and nine blocked shots in 19 minutes of play.

Duke was the only team in the nation in 2011-12 to have two student-athletes notch triple-doubles in the same season, while becoming just the fourth school in NCAA history as well.

Chelsea Gray Collects Triple-Double

Junior Chelsea Gray posted the fourth triple-double in school history against Pittsburgh on Dec. 4, 2011 with 14 points, 13 assists and 11 rebounds.

Gray's 13 assists was a Duke single-game record as she saw action in 33 minutes. She also tied a then career high with six steals against the Panthers.

In the first half, Gray had 10 points, eight assists and six rebounds.

Duke was the only team in the nation in 2011-12 to have two student-athletes notch triple-doubles in the same season, while becoming just the fourth school in NCAA history as well.

[1/1] Duke 60, Virginia 59

January 9, 2003
Charlottesville, Va. (University Hall)

Table with 13 columns (Player, FG, 3FG, FT, REB, PF, TP, A, TO, B, S, Min) and 18 rows (Duke players and totals).

FG's (1st half: 6-26, 23.1%; 2nd half: 13-33, 39.4%)
3FG's (1st half: 0-5, 0%; 2nd half: 1-6, 16.7%)
FT's (1st half: 11-16, 68.8%; 2nd half: 10-14, 71.4%)

Table with 13 columns (Player, FG, 3FG, FT, REB, PF, TP, A, TO, B, S, Min) and 20 rows (Virginia players and totals).

FG's (1st half: 12-29, 41.4%; 2nd half: 9-25, 37.5%)
3FG's (1st half: 1-6, 16.7%; 2nd half: 0-4, 0.0%)
FT's (1st half: 3-6, 50.0%; 2nd half: 13-13, 100%)

Officials: Nan Sisk, Dan Outlaw, Mark Zentz
Attendance: 4,172 • Technical Fouls: None

Score by Periods table with columns 1st, 2nd, Total and rows Duke, Virginia.

Beard Tallies School-Record 41 Points

Led by Alana Beard's record-breaking performance, top-ranked Duke downed Virginia, 60-59 on Jan. 9, 2003 in Charlottesville, Va.

Beard collected 14 points in the first half before scoring 27 points in the second stanza on 10-of-19 shooting on her way to scoring a school-record 41 points.

She scored Duke's final six points of the game, including two free throws with one second remaining to clinch the Blue Devil win.

Duke 128, Howard 53

December 6, 2002
Durham, N.C. (Cameron Indoor Stadium)

Table with 13 columns (Player, FG, 3FG, FT, REB, PF, TP, A, TO, B, S, Min) and 20 rows (Howard players and totals).

FG's (1st half: 11-33, 33.3%; 2nd half: 7-30, 23.3%)
3FG's (1st half: 1-5, 20.0%; 2nd half: 4-13, 30.8%)
FT's (1st half: 0-1, 0.0%; 2nd half: 12-14, 85.7%)

Table with 13 columns (Player, FG, 3FG, FT, REB, PF, TP, A, TO, B, S, Min) and 19 rows (Duke players and totals).

FG's (1st half: 23-42, 54.8%; 2nd half: 28-42, 66.7%)
3FG's (1st half: 3-7, 42.9%; 2nd half: 3-9, 33.3%)
FT's (1st half: 11-13, 84.6%; 2nd half: 9-12, 75.0%)

Officials: Lawson Newton, Michael Utley, Mark Hardcastle
Attendance: 2,417 • Technical Fouls: None

Score by Periods table with columns 1st, 2nd, Total and rows Howard, Duke.

Duke Scores School-Record 128 Points

Duke registered a school-record 128 points as the Blue Devils downed Howard, 128-53. The Blue Devils hit 60.7 percent of their field goals led by seven different Duke players in double-digits.

[4/4] Duke 92, [15/16] Clemson 42

January 28, 2001
Durham, N.C. (Cameron Indoor Stadium)

Table with 13 columns (Player, FG, 3FG, FT, REB, PF, TP, A, TO, B, S, Min) and 20 rows (Clemson players and totals).

FG's (1st half: 8-23, 34.8%; 2nd half: 9-26, 34.6%)
3FG's (1st half: 1-6, 16.7%; 2nd half: 2-5, 40.0%)
FT's (1st half: 2-4, 50.0%; 2nd half: 3-6, 50.0%)

Table with 13 columns (Player, FG, 3FG, FT, REB, PF, TP, A, TO, B, S, Min) and 20 rows (Duke players and totals).

FG's (1st half: 21-35, 60.0%; 2nd half: 14-27, 51.9%)
3FG's (1st half: 5-10, 50.0%; 2nd half: 5-11, 45.5%)
FT's (1st half: 9-10, 90.0%; 2nd half: 3-4, 75.0%)

Officials: Dennie Demayo, Tommy Salerno, Dan Outlaw
Attendance: 6,194 • Technical Fouls: None

Score by Periods table with columns 1st, 2nd, Total and rows Clemson, Duke.

Mosch Is Perfect from the Field Against Clemson

With Duke All-America Alana Beard out with an injury, Sheana Mosch hit a school-record 12-of-12 field goals on her way to scoring 30 points and grabbing 11 rebounds in a 92-42 victory over 15th-ranked Clemson on Jan. 28, 2001.

During the four-game stretch Beard was injured, Mosch averaged 26.5 points, 6.0 rebounds, 2.5 assist and 2.0 steals. She hit 71.2 percent of her field goals and 66.7 from downtown. Mosch led Duke to a 4-0 record during that stretch, including victories over two ranked opponents.

For her efforts, Mosch was named National Star of the Week by WomensCollegeHoops.com and earned one ACC Player of the Week honor.

Duke 74, North Carolina 72

January 25, 1995
Durham, N.C. (Cameron Indoor Stadium)

UNC box score table with columns: Player, FG, 3FG, FT, REB, PF, TP, A TO, B, S, Min. Includes totals and percentages.

FG's (1st half: 13-36, 36.1%; 2nd half: 16-45, 35.6%)
3FG's (1st half: 3-9, 33.3%; 2nd half: 3-12, 25.0%)
FT's (1st half: 7-9, 77.8%; 2nd half 1-4, 25.0%)

DUKE box score table with columns: Player, FG, 3FG, FT, REB, PF, TP, A TO, B, S, Min. Includes totals and percentages.

FG's (1st half: 15-32, 46.9%; 2nd half: 19-39, 48.7%)
3FG's (1st half: 1-3, 33.3%; 2nd half: 1-3, 33.3%)
FT's (1st half: 2-2, 100.0%; 2nd half: 2-6, 33.3%)

Officials: Lawson Newton, Richard Frankof, Ken Chepy
Attendance: 5,000 • Technical Fouls: None

Score by Periods table with columns: Period, 1st, 2nd, Total. Rows for North Carolina and Duke.

Duke Upsets No. 3 North Carolina

With a 74-72 victory over third-ranked North Carolina in Cameron Indoor Stadium, the Blue Devils posted their highest win over a ranked Tar Heel squad.

In the victory, Allison Day hit the game-winner as time expired. Day took an inbounds pass from Jen Scanlon, wheeled and shot from the left baseline as the clock hit one second. By the time the ball had bounced five times on the rim, the clock had expired and 5,000 fans were waiting anxiously to see if it would drop through the net. It did, and the Blue Devils ended a 32-game winning streak by the defending national champion Tar Heels.

Duke 70, Manhattan 55

March 11, 1987
Durham, N.C. (Cameron Indoor Stadium)

Manhattan box score table with columns: Player, FG, 3FG, FT, REB, PF, TP, A TO, B, S, Min. Includes totals and percentages.

FG's (1st half: 13-27, 48.1%; 2nd half: 8-33, 24.2%)
3FG's (1st half: 0-0, 0.0%; 2nd half: 0-0, 0.0%)
FT's (1st half: 3-7, 42.9%; 2nd half: 10-14, 71.4%)

DUKE box score table with columns: Player, FG, 3FG, FT, REB, PF, TP, A TO, B, S, Min. Includes totals and percentages.

FG's (1st half: 10-25, 40.0%; 2nd half: 17-35, 48.6%)
3FG's (1st half: 0-0, 0.0%; 2nd half: 0-0, 0.0%)
FT's (1st half: 9-13, 69.2%; 2nd half: 7-12, 58.3%)

Officials: Ron Collins, Vicky Davis
Attendance: 1,200 est. • Technical Fouls: None

Score by Periods table with columns: Period, 1st, 2nd, Total. Rows for Manhattan and Duke.

Blue Devils Net First NCAA Tournament Win

For the first time in school history, the Blue Devils made an appearance in the NCAA Tournament on March 11, 1987. Duke welcomed Manhattan to Cameron Indoor Stadium and the Blue Devils went on to produce a 70-55 victory in front of an estimated 1,200 fans.

Katie Meier led Duke with the first triple-double in school history as she notched 16 points, 11 rebounds and 10 assists in 32 minutes of play. Chris Moreland added a game-high 25 points.

Duke 82, Catawba 33

January 10, 1979
Durham, N.C. (Cameron Indoor Stadium)

Catawba box score table with columns: Player, FG, 3FG, FT, REB, PF, TP, A TO, B, S, Min. Includes totals and percentages.

FG's (1st half: 42.1%; 2nd half: 21.6%)
3FG's (1st half: 0-0, 0.0%; 2nd half: 0-0, 0.0%)
FT's (1st half: 84.6%; 2nd half: 56.6%)

DUKE box score table with columns: Player, FG, 3FG, FT, REB, PF, TP, A TO, B, S, Min. Includes totals and percentages.

FG's (1st half: 38.2%; 2nd half: 41.3%)
3FG's (1st half: 0-0, 0.0%; 2nd half: 0-0, 0.0%)
FT's (1st half: 28.5%; 2nd half: 40.0%)

Technical Fouls: None

Score by Periods table with columns: Period, 1st, 2nd, Total. Rows for Catawba and Duke.

Krause Pulls Down School Record Rebounds

During an 82-33 victory over Catawba, Barb Krause pulled down a school-record 24 rebounds as she played 29 minutes in the win.

Krause added 15 points in the Blue Devil victory as the Duke defense held Catawba to only six points in the second half.

Team**Most Points Scored**

By Duke 120 vs. Alabama (3OT), 3-18-95
 By Opponent 121 by Alabama (3OT), 3-18-95

Fewest Points Scored

By Duke 40 vs. Connecticut, 3-29-11
 By Opponent 27 by Southern, 3-19-06

Largest Victory Margin

By Duke 69 (96-27) vs. Southern, 3-19-06
 By Opponent 35 (75-40) by Connecticut, 3-29-11

Largest Halftime Margin

By Duke 26 vs. Norfolk State, 3-15-02
 26 vs. Hampton, 3-20-10

Most Field Goals Made

By Duke 48 vs. Alabama (3OT), 3-18-95
 By Opponent 44 by Alabama (3OT), 3-18-95

Most Field Goals Attempted

By Duke 93 vs. Alabama (3OT), 3-18-95
 By Opponent 114 by Alabama (3OT), 3-18-95

Highest Field Goal Percentage

By Duke656 at Vanderbilt, 3-20-12
 By Opponent556 by Louisiana State, 3-25-00

Fewest Field Goals Scored

By Duke 15, two times
 *most recent* vs. Connecticut, 3-29-11
 By Opponent 11 by Southern, 3-19-06

Fewest Field Goals Attempted

By Duke 44, two times
 *most recent* vs. Old Dominion, 3-20-99
 By Opponent 43, two times
 *most recent* vs. Tennessee-Martin, 3-19-11

Most Three-Point Field Goals

By Duke 11 vs. Norfolk State, 3-15-02
 By Opponent 14 by DePaul, 3-24-14

Most Three-Point Attempts

By Duke 29 vs. Northwestern State, 3-15-04
 By Opponent 52 by Alabama (3OT), 3-18-95

Highest Three-Point Percentage

By Duke636 at Vanderbilt, 3-20-12
 By Opponent500 by Middle Tennessee State, 3-14-98

Most Free Throws Made

By Duke 26 vs. Western Kentucky, 3-20-00
 By Opponent 33 by Illinois, 3-16-97

Most Free Throw Attempts

By Duke 31 vs. Middle Tennessee State, 3-14-98
 31 vs. Minnesota, 3-30-04
 By Opponent 40 by Illinois, 3-16-97

Highest Free Throw Percentage

By Duke 1.000 (16-16) vs. Stanford, 3-26-12
 By Opponent 1.000 by Florida, 3-21-98
 1.000 by LSU, 3-22-10

Most Rebounds

By Duke 67 vs. Alabama (3OT), 3-18-95
 By Opponent 59 by Alabama (3OT), 3-18-95

Most Assists

By Duke 30 vs. Northwestern State, 3-21-04
 By Opponent 22, two times
 *most recent*, by Louisiana State, 3-25-00

Most Steals

By Duke 23 vs. San Diego State, 3-27-10
 By Opponent 16 by Albany, 3-20-15

Most Blocked Shots

By Duke 12 vs. Texas Tech, 3-31-03
 By Opponent 11 by Michigan State, 3-24-09

Top Duke Scoring in NCAA Tournament Action

37	Ali Day (Jr.)	vs. Alabama in 1995
30	Kira Orr (So.)	vs. Alabama in 1995
30	Alana Beard (Sr.)	vs. Marquette in 2004
29	Jasmine Thomas (Jr.)	vs. San Diego State in 2010
29	Alana Beard (Jr.)	vs. Tennessee in 2003
29	Alana Beard (So.)	vs. Norfolk State in 2002
28	Alana Beard (Jr.)	vs. Texas Tech in 2003
27	Alana Beard (Fr.)	vs. SW Missouri State in 2001
27	Alana Beard (Jr.)	vs. Utah in 2003
26	Chante Black (Jr.)	vs. Arizona State in 2008
26	Abby Waner (So.)	vs. Holy Cross in 2007
26	Alana Beard (So.)	vs. TCU in 2002
25	Haley Peters (So.)	at Vanderbilt in 2012
25	Sheana Mosch (Fr.)	vs. Western Kentucky in 2000
25	Georgia Schweitzer (Jr.)	vs. Western Kentucky in 2000
25	Chris Moreland (Jr.)	vs. Manhattan in 1987
24	Alana Beard (So.)	vs. South Carolina in 2002
24	Carey Kauffman (Sr.)	vs. Alabama in 1995
24	Payton Black (Fr.)	vs. San Francisco in 1996
24	Nicole Erickson (Sr.)	vs. Old Dominion in 1999
23	Chelsea Gray (So.)	vs. Stanford in 2012
23	Tricia Liston (So.)	at Vanderbilt in 2012
23	Karima Christmas (Sr.)	vs. DePaul in 2011
22	Azura Stevens (Fr.)	vs. Mississippi State in 2015
22	Tricia Liston (So.)	vs. Samford in 2012
22	Alana Beard (Fr.)	vs. UWM in 2001
22	Chris Moreland (Jr.)	vs. Rutgers in 1987
22	Ty Hall (So.)	vs. Oklahoma State in 1995
22	Kira Orr (Sr.)	vs. Illinois in 1997
22	Georgia Schweitzer (So.)	vs. Tennessee in 1999
22	Nicole Erickson (Sr.)	vs. Georgia in 1999
22	Alison Bales (Jr.)	vs. Southern California in 2006
21	Alison Bales (Sr.)	vs. Rutgers in 2007
21	Mistie Williams (Jr.)	vs. Canisius in 2005
21	Nicole Erickson (Jr.)	vs. Louisville in 1998
21	Iciss Tillis (Jr.)	vs. Georgia in 2003
21	Monique Currie (Jr.)	vs. Boston College in 2005
20	Rebecca Greenwell (Fr.)	vs. Albany in 2015
20	Tricia Liston (Sr.)	vs. Winthrop in 2014
20	Monique Currie (Fr.)	vs. TCU in 2002
20	Rometra Craig (Fr.)	vs. UWM in 2001
20	Nicole Erickson (Jr.)	vs. Florida in 1998
20	Peppi Browne (So.)	vs. Arkansas in 1998
20	Michele Van Gorp (Sr.)	vs. St. Johns in 1999
20	Kira Orr (Sr.)	vs. DePaul in 1997
20	Michele Van Gorp (Sr.)	vs. Georgia in 1999

Individual

Points in a Game

- 37 Ali Day vs. Alabama, 3-18-95 (3OT)
- 30 Alana Beard vs. Marquette, 3-23-04
- 30 Kira Orr vs. Alabama, 3-18-95 (3OT)
- 29 Jasmine Thomas vs. San Diego St., 3-27-10
- 29 Alana Beard vs. Tennessee, 4-6-03
- 29 Alana Beard vs. Norfolk State, 3-15-02

Field Goals Made

- 14 Ali Day vs. Alabama, 3-18-95 (3OT)
- 12 Haley Peters at Vanderbilt, 3-20-12
- 12 Alana Beard vs. Tennessee, 4-6-03
- 12 Alana Beard vs. Norfolk State, 3-15-02
- 12 Kira Orr vs. Alabama, 3-18-95 (3OT)

Field Goals Attempted

- 24 Alana Beard vs. Tennessee, 4-6-03
- 23 Alana Beard vs. Texas Christian, 3-17-02
- 23 Kira Orr vs. Alabama, 3-18-95 (3OT)
- 22 Jasmine Thomas vs. Connecticut, 3-29-11
- 22 Jasmine Thomas vs. Marist, 3-21-11
- 21 Kira Orr vs. Illinois, 3-16-97
- 20 Chante Black vs. Arizona State, 3-25-08
- 20 Alana Beard vs. Texas Tech, 3-31-03
- 20 Iciss Tillis vs. Oklahoma, 3-29-02
- 20 Ali Day vs. Alabama, 3-18-95 (3OT)

Field Goal Percentage

- .833 (10-12) Alana Beard vs. Utah, 3-25-03

Minimum ten field goal attempts

Three-Point Field Goals Made

- 6 Rebecca Greenwell vs. Albany, 3-20-15
- 6 Abby Waner vs. Holy Cross, 3-18-07
- 5 Nicole Erickson vs. Louisville, 3-16-98
- 4 Tricia Liston vs. Winthrop, 3-22-14
- 4 Jessica Foley vs. Northwestern St., 3-21-04
- 4 Vicki Krapohl vs. Norfolk State, 3-15-02
- 4 Nicole Erickson vs. Georgia, 3-26-99

Three-Point Field Goals Attempted

- 13 Kira Orr vs. Illinois, 3-16-97
- 11 Rebecca Greenwell vs. Albany, 3-20-15
- 11 Missy West vs. Western Kentucky, 3-20-00
- 9 Abby Waner at Michigan State, 3-24-09
- 9 Jessica Foley vs. Northwestern State, 3-21-04

Free Throws Made

- 12 Alana Beard vs. Texas Tech, 3-21-03
- 11 Sheana Mosch vs. Western Kentucky, 3-20-00
- 11 Nicole Erickson vs. Old Dominion, 3-20-99
- 9 Chelsea Gray vs. Stanford, 3-26-12
- 9 Karima Christmas vs. DePaul, 3-27-11
- 9 Monique Currie vs. Southern, 3-19-06
- 9 Sheana Mosch vs. Texas, 3-23-02
- 9 Monique Currie vs. Texas Christian, 3-17-02

Free Throws Attempted

- 14 Karima Christmas vs. DePaul, 3-27-11
- 14 Alana Beard vs. Texas Tech, 3-31-03
- 11 Chante Black vs. Texas A&M, 3-20-08
- 11 Sheana Mosch vs. Western Kentucky, 3-20-00
- 11 Nicole Erickson vs. Old Dominion, 3-20-99
- 10 Elizabeth Williams vs. Albany, 3-20-15
- 10 Chante Black vs. Arizona State, 3-25-08

- 10 Monique Currie vs. Southern, 3-19-06
- 10 Sheana Mosch vs. Texas, 3-23-02
- 10 Monique Currie vs. Texas Christian, 3-17-02

Free Throw Percentage

- 1.000 (11-11) Sheana Mosch vs. WKU, 3-20-00
- 1.000 (11-11) Nicole Erickson vs. ODU, 3-20-99
- 1.000 (9-9) Chelsea Gray vs. Stanford, 3-26-12
- 1.000 (8-8) Jasmine Thomas vs. SDSU, 3-27-10
- 1.000 (6-6) Tricia Liston vs. Samford, 3-18-12
- 1.000 (6-6) Haley Peters vs. Samford, 3-18-12
- 1.000 (6-6) Monique Currie vs. Georgia, 3-26-05
- 1.000 (6-6) Nicole Erickson vs. Cal, 3-21-98
- 1.000 (6-6) Ali Day vs. Alabama, 3-18-95 (3OT)

Minimum six made free throws

Rebounds

- 14 Carey Kauffman vs. Alabama, 3-18-95 (3OT)
- 13 Karima Christmas vs. Michigan St., 3-24-09
- 13 Chante Black vs. Arizona State, 3-25-08
- 13 Alison Bales vs. Connecticut, 6-28-06
- 13 Mistie Bass vs. Georgia, 3-26-05
- 13 Monique Currie vs. Norfolk State, 3-15-02
- 13 Tyish Hall vs. Alabama, 3-18-95 (3OT)

Assists

- 12 Chelsea Gray at Vanderbilt, 3-20-12
- 10 Katie Meier vs. Manhattan, 3-11-87
- 9 Wanisha Smith vs. Holy Cross, 3-18-07
- 9 Alana Beard vs. Northwestern State, 3-21-04
- 9 Hilary Howard vs. Middle Tenn. St., 3-14-98

Steals

- 8 Chelsea Gray vs. St. John's, 3-24-12
- 7 Bridgette Mitchell vs. San Diego St., 3-27-10
- 7 Alana Beard vs. UW-Milwaukee, 3-17-01
- 6 Keturah Jackson vs. San Diego St., 3-27-10
- 6 Alana Beard vs. Texas, 3-23-02
- 5 Haley Peters vs. Winthrop, 3-22-14
- 5 Jasmine Thomas vs. San Diego St., 3-27-10
- 5 Wanisha Smith vs. Georgia, 3-26-05
- 5 Alana Beard vs. South Carolina, 3-25-02

Blocked Shots

- 9 Elizabeth Williams vs. Albany, 3-20-15
- 8 Alison Bales vs. Connecticut, 3-28-06
- 7 Elizabeth Williams vs. DePaul, 3-24-14
- 6 Alison Bales - four times - most recent vs. LSU, 4-2-06

Minutes Played

- 60 Jennifer Scanlon vs. Alabama, 3-18-95 (3OT)
- 57 Ali Day vs. Alabama, 3-18-95 (3OT)
- 56 Carey Kauffman vs. Alabama, 3-18-95 (3OT)
- 51 Kira Orr vs. Alabama, 3-18-95 (3OT)
- 40 six tied

Career

<u>Points</u>	<u>G</u>
1. 352 Alana Beard, 2001-04	17
2. 290 Monique Currie, 2002-06	19
3. 192 Jasmine Thomas, 2008-11	13
4. 186 Georgia Schweitzer, 1998-01	16
5. 185 Iciss Tillis, 2001-04	17
185 Tricia Liston, 2011-14	12
7. 171 Mistie Bass, 2003-06	19
8. 166 Alison Bales, 2004-07	15
9. 157 Elizabeth Williams, 2012-15	13
10. 150 Haley Peters, 2011-14	12

<u>Field Goals Made</u>	<u>G</u>
1. 130 Alana Beard, 2001-04	17
2. 94 Monique Currie, 2002-06	19
3. 73 Iciss Tillis, 2001-04	17
4. 70 Mistie Bass, 2003-06	19
5. 68 Jasmine Thomas, 2008-11	13
6. 65 Elizabeth Williams, 2012-15	13
7. 64 Haley Peters, 2011-14	14
8. 63 Alison Bales, 2004-07	15
63 Georgia Schweitzer, 1998-01	16
63 Tricia Liston, 2011-14	14

<u>Three-Point Field Goals Made</u>	<u>G</u>
1. 27 Vicki Krapohl, 2001-04	16
2. 25 Tricia Liston, 2011-14	14
3. 23 Abby Waner, 2006-09	13
4. 20 Jessica Foley, 2003-06	17
5. 19 Jasmine Thomas, 2008-11	13
19 Georgia Schweitzer, 1998-01	16
7. 14 Iciss Tillis, 2001-04	17
8. 13 Hilary Howard, 1996-99	14
9. 11 Monique Currie, 2002-06	19
11 Krista Gingrich, 1998-02	15

<u>Three-Point Field Goals Attempted</u>	<u>G</u>
1. 66 Abby Waner, 2006-09	13
2. 58 Georgia Schweitzer, 1998-01	16
3. 55 Jasmine Thomas, 2008-11	13
4. 53 Nicole Erickson, 1998-99	10
53 Tricia Liston, 2011-14	14
6. 51 Monique Currie, 2002-06	19
7. 50 Jessica Foley, 2003-06	17
8. 48 Iciss Tillis, 2001-04	17
9. 47 Vicki Krapohl, 2001-04	16
10. 44 Hilary Howard, 1996-99	14

<u>Free Throws Made</u>	<u>G</u>
1. 91 Monique Currie, 2002-06	19
2. 82 Alana Beard, 2001-04	17
3. 41 Georgia Schweitzer, 1998-01	16
4. 40 Alison Bales, 2004-07	15
5. 38 Sheana Mosch, 2000-03	16
6. 37 Jasmine Thomas, 2008-11	13
7. 36 Lauren Rice, 1996-00	15
8. 35 Lindsey Harding, 2003-07	18
9. 32 Karima Christmas, 2007-11	12
10. 31 Mistie Bass, 2003-06	19

<u>Free Throws Attempted</u>	<u>G</u>
1. 112 Monique Currie, 2002-06	19
2. 103 Alana Beard, 2001-04	17
3. 64 Georgia Schweitzer, 1998-01	16
4. 56 Alison Bales, 2004-07	15
5. 48 Elizabeth Williams, 2012-15	13
6. 46 Karima Christmas, 2007-11	12
46 Lauren Rice, 1996-00	15
46 Lindsey Harding, 2003-07	18
46 Mistie Bass, 2003-06	19
10. 45 Sheana Mosch, 2000-03	16

<u>Rebounds</u>	<u>G</u>
1. 123 Monique Currie, 2002-06	19
2. 119 Mistie Bass, 2003-06	19
3. 116 Chante Black, 2005-09	15
4. 109 Iciss Tillis, 2001-04	17
5. 103 Alana Beard, 2001-04	17
6. 98 Elizabeth Williams, 2012-15	13
7. 97 Haley Peters, 2011-14	14
8. 96 Alison Bales, 2004-07	15
9. 81 Lindsey Harding, 2003-07	18
10. 75 Georgia Schweitzer, 1998-01	16

<u>Assists</u>	<u>G</u>
1. 79 Lindsey Harding, 2003-07	18
2. 59 Monique Currie, 2002-06	19
3. 54 Alana Beard, 2001-04	17
4. 48 Wanisha Smith, 2005-08	16
5. 45 Jasmine Thomas, 2008-11	13
6. 40 Georgia Schweitzer, 1998-01	16
7. 34 Sheana Mosch, 2000-03	16
8. 33 Nicole Erickson, 1998-99	10
33 Alison Bales, 2004-07	15
10. 32 Chelsea Gray, 2010-14	8

<u>Steals</u>	<u>G</u>
1. 47 Alana Beard, 2001-04	17
2. 35 Lindsey Harding, 2003-07	18
3. 29 Iciss Tillis, 2001-04	17
4. 26 Chelsea Gray, 2010-14	8
26 Monique Currie, 2002-06	19
6. 25 Wanisha Smith, 2005-08	16
7. 24 Abby Waner, 2006-09	13
8. 23 Jasmine Thomas, 2008-11	13
9. 21 Georgia Schweitzer, 1998-01	16
10. 19 Hilary Howard, 1996-99	14

<u>Blocks</u>	<u>G</u>
1. 62 Alison Bales, 2004-07	15
2. 44 Elizabeth Williams, 2012-15	13
3. 23 Alana Beard, 2001-04	17
4. 20 Chante Black, 2005-09	15
5. 19 Mistie Bass, 2003-06	19
6. 14 Iciss Tillis, 2001-04	17
7. 12 Krystal Thomas, 2008-11	13
8. 11 Michele Matyasovsky, 1999-03	16
9. 8 Bridgette Mitchell, 2006-10	11
8 Rochelle Parent, 1998-01	12

<u>Games Played</u>
1. 19 Mistie Bass, 2003-06
19 Monique Currie, 2002-06
3. 18 Lindsey Harding, 2003-07
4. 17 Jessica Foley, 2003-06
17 Alana Beard, 2001-04
17 Iciss Tillis, 2001-04
7. 16 Wanisha Smith, 2005-08
16 Vicki Krapohl, 2001-04
16 Sheana Mosch, 2000-03
16 Michele Matyasovsky, 1999-03
16 Rochelle Parent, 1998-01
16 Georgia Schweitzer, 1998-01

<u>Games Started</u>
1. 19 Monique Currie, 2002-06
2. 18 Lindsey Harding, 2003-07
3. 17 Alana Beard, 2001-04
4. 16 Wanisha Smith, 2005-08
5. 14 Mistie Bass, 2003-06
14 Iciss Tillis, 2001-04
14 Georgia Schweitzer, 1998-01
8. 13 Elizabeth Williams, 2012-15
13 Alison Bales, 2004-07
13 Michele Matyasovsky, 1999-03

[5/5] Duke 53, [24/25] Nebraska 45

NCAA Tournament - Regional Semifinal
March 31, 2013
Norfolk, Va. - Constant Center

Boxscore table for Duke vs Nebraska with columns for FG, 3FG, FT, REB, PF, TP, A TO, B S Min and Totals.

FG's (1st half: 8-33, 24.2%; 2nd half: 12-33, 36.4%)
3FG's (1st half: 2-13, 15.4%; 2nd half: 1-11, 9.1%)
FT's (1st half: 0-0, 0.0%; 2nd half: 2-2, 100.0%)

Boxscore table for Duke vs Nebraska (continued) with columns for Duke, FG, 3FG, FT, REB, PF, TP, A TO, B S Min and Totals.

FG's (1st half: 10-32, 31.3%; 2nd half: 11-32, 34.4%)
3FG's (1st half: 3-11, 27.3%; 2nd half: 1-5, 20.0%)
FT's (1st half: 0-0, 0.0%; 2nd half: 7-9, 77.8%)

Officials: Beverly Roberts, William Smith, Brian Hall, Sue Blauch <A>
Attendance: 5687 • Technical Fouls: None
NCAA Tournament Regional Semifinal

Score by Periods table for Duke vs Nebraska.

[5/5] Duke 68, Oklahoma State 59

NCAA Tournament - Second Round
March 26, 2013
Durham, N.C. - Cameron Indoor Stadium

Boxscore table for Duke vs Oklahoma State with columns for FG, 3FG, FT, REB, PF, TP, A TO, B S Min and Totals.

FG's (1st half: 14-30, 46.7%; 2nd half: 8-25, 32.0%)
3FG's (1st half: 4-10, 40.0%; 2nd half: 2-13, 15.4%)
FT's (1st half: 2-2, 100.0%; 2nd half: 7-7, 100.0%)

Boxscore table for Duke vs Oklahoma State (continued) with columns for Duke, FG, 3FG, FT, REB, PF, TP, A TO, B S Min and Totals.

FG's (1st half: 9-30, 30.0%; 2nd half: 15-35, 42.9%)
3FG's (1st half: 2-11, 18.2%; 2nd half: 3-10, 30.0%)
FT's (1st half: 1-2, 50.0%; 2nd half: 14-18, 77.8%)

Officials: Beverly Roberts, Maj Forsberg, Rod Creech
Attendance: 2683 • Technical Fouls: None
NCAA Tournament Second Round

Score by Periods table for Duke vs Oklahoma State.

[2/2] Stanford 81, [6/6] Duke 69

2012 NCAA Tournament - Regional Final
March 26, 2012
Save Mart Center - Fresno, California

Boxscore table for Stanford vs Duke with columns for FG, 3FG, FT, REB, PF, TP, A TO, B S Min and Totals.

FG's (1st half: 11-27, 40.7%; 2nd half: 14-36, 38.9%)
3FG's (1st half: 1-4, 25.0%; 2nd half: 2-10, 20.0%)
FT's (1st half: 2-2, 100.0%; 2nd half: 14-14, 100.0%)

Boxscore table for Stanford vs Duke (continued) with columns for Stanford, FG, 3FG, FT, REB, PF, TP, A TO, B S Min and Totals.

FG's (1st half: 15-29, 51.7%; 2nd half: 15-31, 48.4%)
3FG's (1st half: 5-11, 45.5%; 2nd half: 2-7, 28.6%)
FT's (1st half: 5-6, 83.3%; 2nd half: 9-14, 64.3%)

Officials: Cynthia Brookes, Charles (Chu) Gonzalez, Bryan Brunette
Attendance: 5,179 • Technical Fouls: None

Score by Periods table for Stanford vs Duke.

[6/6] Duke 74, [14/21] St. John's 47

2012 NCAA Tournament - Regional Semifinal
March 24, 2012
Save Mart Center - Fresno, California

Boxscore table for Duke vs St. John's with columns for FG, 3FG, FT, REB, PF, TP, A TO, B S Min and Totals.

FG's (1st half: 13-24, 54.2%; 2nd half: 16-30, 53.3%)
3FG's (1st half: 2-6, 33.3%; 2nd half: 2-7, 28.6%)
FT's (1st half: 8-10, 80.0%; 2nd half: 4-6, 66.7%)

Boxscore table for Duke vs St. John's (continued) with columns for St. John's, FG, 3FG, FT, REB, PF, TP, A TO, B S Min and Totals.

FG's (1st half: 11-27, 40.7%; 2nd half: 9-31, 29.0%)
3FG's (1st half: 1-4, 25.0%; 2nd half: 1-8, 12.5%)
FT's (1st half: 2-3, 66.7%; 2nd half: 3-4, 75.0%)

Officials: Felicia Grinter, Sue Blauch, Kyle Bacon
Attendance: 3,754 • Technical Fouls: None

Score by Periods table for Duke vs St. John's.

[6/6] Duke 67, Hampton 51

NCAA Tournament - First Round
March 24, 2013
Durham, N.C. - Cameron Indoor Stadium

Boxscore table for Duke vs Hampton with columns for FG, 3FG, FT, REB, PF, TP, A TO, B S Min and Totals.

FG's (1st half: 7-33, 21.2%; 2nd half: 13-30, 43.3%)
3FG's (1st half: 1-9, 11.1%; 2nd half: 3-9, 33.3%)
FT's (1st half: 0-2, 0.0%; 2nd half: 7-9, 77.8%)

Boxscore table for Duke vs Hampton (continued) with columns for Duke, FG, 3FG, FT, REB, PF, TP, A TO, B S Min and Totals.

Officials: Wesley Dean, Maj Forsberg, Timothy Bryant
Attendance: 3804 • Technical Fouls: None
NCAA Tournament First Round

Score by Periods table for Duke vs Hampton.

[6/6] Duke 96, [7/7] Vanderbilt 80

2012 NCAA Tournament - Second Round
March 20, 2012
Memorial Gym - Nashville, Tenn.

Boxscore table for Duke vs Vanderbilt with columns for FG, 3FG, FT, REB, PF, TP, A TO, B S Min and Totals.

FG's (1st half: 25-37, 67.6%; 2nd half: 17-27, 63.0%)
3FG's (1st half: 5-8, 62.5%; 2nd half: 2-3, 66.7%)
FT's (1st half: 1-2, 50.0%; 2nd half: 4-5, 80.0%)

Boxscore table for Duke vs Vanderbilt (continued) with columns for Vanderbilt, FG, 3FG, FT, REB, PF, TP, A TO, B S Min and Totals.

FG's (1st half: 13-31, 41.9%; 2nd half: 16-31, 51.6%)
3FG's (1st half: 4-8, 50.0%; 2nd half: 8-18, 44.4%)
FT's (1st half: 2-2, 100.0%; 2nd half: 8-13, 61.5%)

Officials: Mark Zentz, Penny Davis, Troy Winters
Attendance: 2,080 • Technical Fouls: None

Score by Periods table for Duke vs Vanderbilt.

[6/6] Duke 66, San Diego State 58

2010 NCAA Tournament - Regional Semifinal
March 27, 2010
FedEx Forum - Memphis, Tenn.

Table with columns: DUKE, FG, 3FG, FT, REB, PF, TP, A TO, B S Min. Includes player statistics for Mitchell, Cheek, K. Thomas, J. Thomas, Jackson, Selby, Christmas, Scheer, Rogers, Vernerey, and TEAM totals.

FG's (1st half: 15-31, 48.4; 2nd half: 9-28, 32.1)
3FG's (1st half: 2-7, 28.6; 2nd half: 0-2, 0.0)
FT's (1st half: 3-5, 60.0; 2nd half: 13-17, 76.5)

Table with columns: SD State, FG, 3FG, FT, REB, PF, TP, A TO, B S Min. Includes player statistics for Bradley, Davis, Johnson, Davis, Morris, Spinardi, Duffy, Tutt, and TEAM totals.

FG's (1st half: 11-24, 45.8; 2nd half: 9-29, 31.0)
3FG's (1st half: 5-10, 50.0; 2nd half: 4-15, 26.7)
FT's (1st half: 7-8, 87.5; 2nd half: 2-3, 66.7)

Officials: Michael Prince, Wesley Dean, Maj Forsberg, Angela Stanton
Attendance: 6,577 • Technical Fouls: None

Score by Periods table with columns: 1st, 2nd, Total. Shows Duke (35, 31, 66) and San Diego State (34, 24, 58).

[6/6] Duke 60, [21/-] LSU 52

2010 NCAA Tournament - Second Round
March 22, 2010
Cameron Indoor Stadium - Durham, N.C.

Table with columns: DUKE, FG, 3FG, FT, REB, PF, TP, A TO, B S Min. Includes player statistics for Christmas, Cheek, K. Thomas, J. Thomas, Jackson, Selby, Mitchell, Vernerey, and TEAM totals.

FG's (1st half: 11-26, 42.3; 2nd half: 12-26, 46.2)
3FG's (1st half: 1-6, 16.7; 2nd half: 0-4, 0.0)
FT's (1st half: 2-4, 50.0; 2nd half: 11-12, 91.7)

Table with columns: LSU, FG, 3FG, FT, REB, PF, TP, A TO, B S Min. Includes player statistics for Jones, Barrett, Graham, Hughes, Hightower, Nelson, Turnbow, and TEAM totals.

FG's (1st half: 11-21, 52.4; 2nd half: 9-27, 33.3)
3FG's (1st half: 1-3, 33.3; 2nd half: 1-4, 25.0)
FT's (1st half: 2-2, 100.0; 2nd half: 8-8, 100.0)

Officials: Beverly Roberts, Joe Cunningham, Angelica Suffren
Attendance: 4,044 • Technical Fouls: None

Score by Periods table with columns: 1st, 2nd, Total. Shows Duke (25, 35, 60) and LSU (25, 27, 52).

[6/6] Duke 72, Hampton 37

2010 NCAA Tournament - First Round
March 20, 2010
Cameron Indoor Stadium - Durham, N.C.

Table with columns: DUKE, FG, 3FG, FT, REB, PF, TP, A TO, B S Min. Includes player statistics for Christmas, Cheek, K. Thomas, J. Thomas, Jackson, Selby, Mitchell, Scheer, Rogers, Vernerey, and TEAM totals.

FG's (1st half: 16-35, 45.7; 2nd half: 10-22, 45.5)
3FG's (1st half: 2-7, 28.6; 2nd half: 2-6, 33.3)
FT's (1st half: 6-7, 85.7; 2nd half: 10-15, 66.7)

Table with columns: Hampton, FG, 3FG, FT, REB, PF, TP, A TO, B S Min. Includes player statistics for Warner, Perry, Fortune, Lewis, Jenkins, McMillian, Aviant, Hill, Brunson, Jones, and TEAM totals.

FG's (1st half: 6-26, 23.1; 2nd half: 9-30, 30.0)
3FG's (1st half: 0-2, 0.0; 2nd half: 4-13, 30.8)
FT's (1st half: 2-6, 33.3; 2nd half: 1-2, 50.0)

Officials: Joe Cunningham, Thomas Danaher, Taiqua Stewart
Attendance: 3,812 • Technical Fouls: None

Score by Periods table with columns: 1st, 2nd, Total. Shows Duke (40, 32, 72) and Hampton (14, 23, 37).

Michigan State 63, [6/8] Duke 49

2009 NCAA Tournament - Second Round
March 24, 2009
Breslin Center - East Lansing, Mich.

Table with columns: Michigan State, FG, 3FG, FT, REB, PF, TP, A TO, B S Min. Includes player statistics for Jefferson, Johnson, DeHaan, Washington, Johnson, Keane, Aitch, and TEAM totals.

FG's (1st half: 10-31, 32.3; 2nd half: 13-28, 46.4)
3FG's (1st half: 4-13, 30.8; 2nd half: 1-7, 14.3)
FT's (1st half: 1-2, 50.0; 2nd half: 11-15, 73.3)

Table with columns: DUKE, FG, 3FG, FT, REB, PF, TP, A TO, B S Min. Includes player statistics for Mitchell, Gay, Black, Waner, J. Thomas, Christmas, Cheek, Scheer, Jackson, K. Thomas, and TEAM totals.

FG's (1st half: 8-30, 26.7; 2nd half: 10-37, 27.0)
3FG's (1st half: 2-8, 25.0; 2nd half: 4-13, 30.8)
FT's (1st half: 2-4, 50.0; 2nd half: 5-8, 62.5)

Officials: Amy Bonner, Bob Trammel, Sue Blauch
Attendance: 5,179 • Technical Fouls: None

Score by Periods table with columns: 1st, 2nd, Total. Shows Michigan State (25, 38, 63) and Duke (20, 29, 49).

[6/8] Duke 83, Austin Peay 42

2009 NCAA Tournament - First Round
March 20, 2009
Breslin Center - East Lansing, Mich.

Table with columns: Austin Peay, FG, 3FG, FT, REB, PF, TP, A TO, B S Min. Includes player statistics for Hanley, Faulkner, Thomas, Herring, James, Rayner, Richardson, Warner, Bivens, Jones, Pollock, Talley, and TEAM totals.

FG's (1st half: 7-29, 24.1; 2nd half: 7-29, 24.1)
3FG's (1st half: 2-8, 25.0; 2nd half: 1-9, 11.1)
FT's (1st half: 3-7, 42.9; 2nd half: 8-9, 88.9)

Table with columns: DUKE, FG, 3FG, FT, REB, PF, TP, A TO, B S Min. Includes player statistics for Mitchell, Gay, Black, J. Thomas, Christmas, Hopkins, Selby, Cheek, Scheer, K. Thomas, and TEAM totals.

FG's (1st half: 15-32, 46.9; 2nd half: 17-33, 51.5)
3FG's (1st half: 2-7, 28.6; 2nd half: 3-6, 50.0)
FT's (1st half: 8-10, 80.0; 2nd half: 6-8, 75.0)

Officials: Sue Blanch, Joanne Aldrich, Ed Novak
Attendance: 3,983 • Technical Fouls: None

Score by Period table with columns: 1st, 2nd, Total. Shows Austin Peay (19, 23, 42) and Duke (40, 43, 83).

[8/9] Texas A&M 77, (9/10) Duke 63

2008 NCAA Tournament - Regional Semifinal
March 30, 2008
Ford Center - Oklahoma City, Okla.

Table with columns: DUKE, FG, 3FG, FT, REB, PF, TP, A TO, B S Min. Includes player statistics for Cheek, Black, A. Waner, J. Thomas, Smith, Mitchell, Mitch, Gay, Jackson, K. Thomas, and TEAM totals.

FG's (1st half: 11-23, 47.8; 2nd half: 9-30, 30.0)
3FG's (1st half: 0-3, 0.0; 2nd half: 3-12, 25.0)
FT's (1st half: 3-8, 37.5; 2nd half: 17-22, 77.3)

Table with columns: Texas A&M, FG, 3FG, FT, REB, PF, TP, A TO, B S Min. Includes player statistics for Reado, Micheaux, Starks, Franklin, Gant, Buchanan, Atunrase, Colson, and TEAM totals.

FG's (1st half: 12-34, 35.3; 2nd half: 13-28, 46.4)
3FG's (1st half: 4-8, 50.0; 2nd half: 3-8, 37.5)
FT's (1st half: 1-2, 50.0; 2nd half: 19-27, 70.4)

Officials: Wesley Dean, Roy Gulbeyan, Laura Morris
Attendance: 10,032 • Technical Fouls: None

Score by Period table with columns: 1st, 2nd, Total. Shows Duke (25, 38, 63) and Texas A&M (29, 48, 77).

[4/4] Duke 64, [5/5] LSU 25

2006 NCAA Tournament - Final Four
April 2, 2006
TD Banknorth Garden - Boston, Mass.

Boxscore table for Duke vs LSU. Columns include Player, FG, 3FG, FT, REB, PF, TP, A, TO, B, S, Min. Totals: Duke 64, LSU 25.

FG's (1st half: 6-25, 24.0; 2nd half: 12-37, 32.4)
3FG's (1st half: 0-3, 0.0; 2nd half: 1-6, 16.7)
FT's (1st half: 3-4, 75.0; 2nd half: 5-8, 62.5)

Boxscore table for Duke vs LSU (continued). Includes Duke player stats and totals. Totals: Duke 64, LSU 25.

FG's (1st half: 10-24, 41.7; 2nd half: 16-28, 57.1)
3FG's (1st half: 1-2, 50.0; 2nd half: 1-1, 100.0)
FT's (1st half: 5-7, 71.4; 2nd half: 5-10, 50.0)

Officials: Dee Kantner, Michael Price, Denise Brooks-Clausner
Attendance: 18,642 • Technical Fouls: None

Score by Periods table for Duke vs LSU. Columns: 1st, 2nd, Total.

[4/4] Duke 63, [8/8] Connecticut 61

2006 NCAA Tournament - Regional Final
March 28, 2006
Arena at Harbor Yard - Bridgeport, Conn.

Boxscore table for Duke vs Connecticut. Columns include Player, FG, 3FG, FT, REB, PF, TP, A, TO, B, S, Min. Totals: Duke 63, Connecticut 61.

FG's (1st half: 11-29, 37.9; 2nd half: 13-30, 43.3; OT: 2-6, 33.3)
3FG's (1st half: 3-9, 33.3; 2nd half: 1-5, 20.0; OT: 0-0, 0.0)
FT's (1st half: 1-2, 50.0; 2nd half: 2-3, 66.7; OT: 2-4, 50.0)

Boxscore table for Duke vs Connecticut (continued). Includes Duke player stats and totals. Totals: Duke 63, Connecticut 61.

FG's (1st half: 10-35, 28.6; 2nd half: 9-29, 31.1; OT: 1-5, 20.0)
3FG's (1st half: 2-8, 25.0; 2nd half: 1-6, 16.7; OT: 0-2, 0.0)
FT's (1st half: 9-13, 69.2; 2nd half: 5-9, 55.6; OT: 6-6, 100.0)

Officials: Tina Napier, Bonita Spence, Dennis DeMayo
Attendance: 9,091 • Technical Fouls: None

Score by Periods table for Duke vs Connecticut. Columns: 1st, 2nd, OT, Total.

[4/4] Duke 86, [16/17] Michigan State 61

2006 NCAA Tournament - Regional Semifinal
March 28, 2006
Arena at Harbor Yard - Bridgeport, Conn.

Boxscore table for Duke vs Michigan State. Columns include Player, FG, 3FG, FT, REB, PF, TP, A, TO, B, S, Min. Totals: Duke 86, Michigan State 61.

FG's (1st half: 15-30, 50.0; 2nd half: 8-34, 23.5)
3FG's (1st half: 4-10, 40.0; 2nd half: 1-12, 8.3)
FT's (1st half: 3-3, 100.0; 2nd half: 7-10, 70.0)

Boxscore table for Duke vs Michigan State (continued). Includes Duke player stats and totals. Totals: Duke 86, Michigan State 61.

FG's (1st half: 19-37, 51.4; 2nd half: 16-28, 57.1)
3FG's (1st half: 6-11, 54.5; 2nd half: 1-9, 11.1)
FT's (1st half: 1-1, 100.0; 2nd half: 8-9, 88.9)

Officials: Melissa Barlow, Sue Blanch, Yvette McKinney
Attendance: 9,091 • Technical Fouls: None

Score by Periods table for Duke vs Michigan State. Columns: 1st, 2nd, Total.

[4/4] Duke 85, Southern California 51

2006 NCAA Tournament - Second Round
March 21, 2006
Constant Center - Norfolk, Va.

Boxscore table for Duke vs Southern California. Columns include Player, FG, 3FG, FT, REB, PF, TP, A, TO, B, S, Min. Totals: Duke 85, Southern California 51.

FG's (1st half: 7-25, 28.0; 2nd half: 12-37, 32.4)
3FG's (1st half: 0-6, 0.0; 2nd half: 3-14, 21.4)
FT's (1st half: 8-9, 88.9; 2nd half: 2-5, 40.0)

Boxscore table for Duke vs Southern California (continued). Includes Duke player stats and totals. Totals: Duke 85, Southern California 51.

FG's (1st half: 14-32, 43.8; 2nd half: 16-35, 45.7)
3FG's (1st half: 3-9, 33.3; 2nd half: 5-13, 38.5)
FT's (1st half: 8-10, 80.0; 2nd half: 9-13, 69.2)

Officials: June Corteau, Kathy Lynch, Felicia Grinter, Ray Bomeila - AR
Attendance: 6,031 • Technical Fouls: None

Score by Periods table for Duke vs Southern California. Columns: 1st, 2nd, Total.

[4/4] Duke 96, Southern 27

2006 NCAA Tournament - First Round
March 19, 2006
Constant Center - Norfolk, Va.

Boxscore table for Duke vs Southern. Columns include Player, FG, 3FG, FT, REB, PF, TP, A, TO, B, S, Min. Totals: Duke 96, Southern 27.

FG's (1st half: 7-29, 24.1; 2nd half: 4-31, 12.9)
3FG's (1st half: 1-2, 50.0; 2nd half: 0-11, 0.0)
FT's (1st half: 1-4, 25.0; 2nd half: 3-3, 100.0)

Boxscore table for Duke vs Southern (continued). Includes Duke player stats and totals. Totals: Duke 96, Southern 27.

FG's (1st half: 14-39, 35.9; 2nd half: 20-31, 64.5)
3FG's (1st half: 2-6, 33.3; 2nd half: 4-6, 66.7)
FT's (1st half: 10-14, 71.4; 2nd half: 12-12, 100.0)

Officials: Kathy Lynch, Felicia Grinter, Joe Barrise, Sue Blanch (Alt)
Attendance: 4,466 • Technical Fouls: None

Score by Periods table for Duke vs Southern. Columns: 1st, 2nd, Total.

[2/4] Louisiana State 59, [7/8] Duke 49

2005 NCAA Tournament - Regional Final
March 28, 2005
The McKenzie Arena - Chattanooga, Tenn.

Boxscore table for Louisiana State vs Duke. Columns include Player, FG, 3FG, FT, REB, PF, TP, A, TO, B, S, Min. Totals: Louisiana State 59, Duke 49.

FG's (1st half: 12-23, 52.2; 2nd half: 7-27, 25.9)
3FG's (1st half: 0-2, 0.0; 2nd half: 2-11, 18.2)
FT's (1st half: 6-6, 100.0; 2nd half: 3-5, 60.0)

Boxscore table for Louisiana State vs Duke (continued). Includes Louisiana State player stats and totals. Totals: Louisiana State 59, Duke 49.

Officials: Robert Trammell, Cameron Inouye, Scott Yarbrough
Attendance: 5,086 • Technical Fouls: None

Score by Period table for Louisiana State vs Duke. Columns: 1st, 2nd, Total.

[7/8] Duke 63, [20/20] Georgia 57

2005 NCAA Tournament - Regional Semifinal
March 26, 2005
The McKenzie Arena - Chattanooga, Tenn.

Boxscore table for Duke vs Georgia. Columns include player names and statistics: FG, 3FG, FT, REB, PF, TP, A, TO, B, S, Min. Final scores: Duke 63, Georgia 57. Shooting percentages: FG 39.3, 50.0, 85.0.

FG's (1st half: 8-22, 36.4; 2nd half: 12-35, 34.3)
3FG's (1st half: 3-8, 37.5; 2nd half: 4-13, 30.8)
FT's (1st half: 4-6, 66.7; 2nd half: 6-9, 66.7)

Summary boxscore table for Duke vs Georgia. Columns include team abbreviations and statistics: FG, 3FG, FT, REB, PF, TP, A, TO, B, S, Min. Final scores: Duke 63, Georgia 57. Shooting percentages: FG 39.3, 50.0, 85.0.

FG's (1st half: 10-31, 32.3; 2nd half: 12-25, 48.0)
3FG's (1st half: 1-2, 50.0; 2nd half: 1-2, 50.0)
FT's (1st half: 6-7, 85.7; 2nd half: 11-13, 84.6)

Officials: Joe Cunningham, Eric Lawson, Charles Gonzalez
Attendance: 5,702 • Technical Fouls: None

Score by Period table for Duke vs Georgia. Columns: 1st, 2nd, Total. Georgia scores: 23, 34, 57. Duke scores: 27, 36, 63.

[7/8] Duke 70, [25/-] Boston College 65

2005 NCAA Tournament - Second Round
March 22, 2005
Dean E. Smith Center - Chapel Hill, N.C.

Boxscore table for Duke vs Boston College. Columns include player names and statistics: FG, 3FG, FT, REB, PF, TP, A, TO, B, S, Min. Final scores: Duke 70, Boston College 65. Shooting percentages: FG 50.0, 50.0, 33.3.

FG's (1st half: 14-30, 46.7; 2nd half: 14-26, 53.8)
3FG's (1st half: 2-6, 33.3; 2nd half: 5-8, 62.5)
FT's (1st half: 0-2, 0.0; 2nd half: 2-4, 50.0)

Summary boxscore table for Duke vs Boston College. Columns include team abbreviations and statistics: FG, 3FG, FT, REB, PF, TP, A, TO, B, S, Min. Final scores: Duke 70, Boston College 65. Shooting percentages: FG 41.7, 42.9, 77.3.

FG's (1st half: 15-28, 53.6; 2nd half: 10-32, 31.3)
3FG's (1st half: 3-5, 60.0; 2nd half: 0-2, 0.0)
FT's (1st half: 3-3, 100.0; 2nd half: 14-19, 73.7)

Officials: Melissa Barlow, Clarke Stevens, Carla Fujimoto
Attendance: 3,666 • Technical Fouls: None

Score by Period table for Duke vs Boston College. Columns: 1st, 2nd, Total. Boston College scores: 30, 35, 65. Duke scores: 36, 34, 70.

[7/8] Duke 80, Canisius 48

2005 NCAA Tournament - Second Round
March 20, 2005
Dean E. Smith Center - Chapel Hill, N.C.

Boxscore table for Duke vs Canisius. Columns include player names and statistics: FG, 3FG, FT, REB, PF, TP, A, TO, B, S, Min. Final scores: Duke 80, Canisius 48. Shooting percentages: FG 54.0, 16.7, 61.1.

FG's (1st half: 10-34, 29.4; 2nd half: 6-29, 20.7)
3FG's (1st half: 2-13, 15.4; 2nd half: 3-10, 30.0)
FT's (1st half: 2-3, 66.7; 2nd half: 9-15, 60.0)

Summary boxscore table for Duke vs Canisius. Columns include team abbreviations and statistics: FG, 3FG, FT, REB, PF, TP, A, TO, B, S, Min. Final scores: Duke 80, Canisius 48. Shooting percentages: FG 54.0, 16.7, 61.1.

FG's (1st half: 17-30, 56.7; 2nd half: 17-33, 51.5)
3FG's (1st half: 1-3, 33.3; 2nd half: 0-3, 0.0)
FT's (1st half: 6-7, 85.7; 2nd half: 5-11, 45.5)

Officials: Greg Small, Robert Strong, Lolly Saenz
Attendance: 2,511 • Technical Fouls: None

Score by Period table for Duke vs Canisius. Columns: 1st, 2nd, Total. Canisius scores: 24, 24, 48. Duke scores: 41, 39, 80.

[24/22] Minnesota 82 , [1/1] Duke 75

2004 NCAA Tournament - Regional Final
March 30, 2004
Constant Center - Norfolk, Va.

Boxscore table for Minnesota vs Duke. Columns include player names and statistics: FG, 3FG, FT, REB, PF, TP, A, TO, B, S, Min. Final scores: Minnesota 82, Duke 75. Shooting percentages: FG 47.3, 40.0, 80.0.

FG's (1st half: 13-26, 50.0; 2nd half: 13-29, 44.8)
3FG's (1st half: 3-8, 37.5; 2nd half: 3-7, 42.9)
FT's (1st half: 4-5, 80.0; 2nd half: 20-25, 80.0)

Summary boxscore table for Minnesota vs Duke. Columns include team abbreviations and statistics: FG, 3FG, FT, REB, PF, TP, A, TO, B, S, Min. Final scores: Minnesota 82, Duke 75. Shooting percentages: FG 47.3, 40.0, 80.0.

FG's (1st half: 8-29, 27.6; 2nd half: 17-28, 60.7)
3FG's (1st half: 0-2, 0.0; 2nd half: 3-7, 42.9)
FT's (1st half: 10-14, 71.4; 2nd half: 1-7, 76.5)

Officials: Bryan Enterline, Lisa Jones, Eric Brewton
Attendance: 7,860 • Technical Fouls: None

Score by Period table for Minnesota vs Duke. Columns: 1st, 2nd, Total. Minnesota scores: 33, 49, 82. Duke scores: 26, 49, 75.

[1/1] Duke 63, [7/5] Louisiana Tech 49

2004 NCAA Tournament - Regional Semifinal
March 28, 2004
Constant Center - Norfolk, Va.

Boxscore table for Duke vs Louisiana Tech. Columns include player names and statistics: FG, 3FG, FT, REB, PF, TP, A, TO, B, S, Min. Final scores: Duke 63, Louisiana Tech 49. Shooting percentages: FG 30.3, 18.2, 58.3.

FG's (1st half: 10-29, 34.5; 2nd half: 10-37, 27.0)
3FG's (1st half: 1-4, 25.0; 2nd half: 1-7, 14.3)
FT's (1st half: 2-4, 50.0; 2nd half: 5-8, 62.5)

Summary boxscore table for Duke vs Louisiana Tech. Columns include team abbreviations and statistics: FG, 3FG, FT, REB, PF, TP, A, TO, B, S, Min. Final scores: Duke 63, Louisiana Tech 49. Shooting percentages: FG 38.6, 23.5, 93.8.

FG's (1st half: 10-28, 35.7; 2nd half: 12-29, 41.4)
3FG's (1st half: 2-9, 22.2; 2nd half: 2-8, 25.0)
FT's (1st half: 4-4, 100.0; 2nd half: 11-12, 91.7)

Officials: Dennis DeMayo, Greg Small, Angie Lewis
Attendance: 7,703 • Technical Fouls: None

Score by Period table for Duke vs Louisiana Tech. Columns: 1st, 2nd, Total. Louisiana Tech scores: 23, 26, 49. Duke scores: 26, 37, 63.

[1/1] Duke 76, Marquette 67

2004 NCAA Tournament - Second Round
March 23, 2004
Cameron Indoor Stadium - Durham, N.C.

Boxscore table for Duke vs Marquette. Columns include player names and statistics: FG, 3FG, FT, REB, PF, TP, A, TO, B, S, Min. Final scores: Duke 76, Marquette 67. Shooting percentages: FG 51.8, 30.8, 93.3.

FG's (1st half: 11-32, 34.4; 2nd half: 12-29, 41.4)
3FG's (1st half: 3-9, 33.3; 2nd half: 2-10, 20.0)
FT's (1st half: 3-4, 75.0; 2nd half: 13-15, 86.7)

Summary boxscore table for Duke vs Marquette. Columns include team abbreviations and statistics: FG, 3FG, FT, REB, PF, TP, A, TO, B, S, Min. Final scores: Duke 76, Marquette 67. Shooting percentages: FG 51.8, 30.8, 93.3.

FG's (1st half: 17-32, 53.1; 2nd half: 12-24, 50.0)
3FG's (1st half: 2-8, 25.0; 2nd half: 2-5, 40.0)
FT's (1st half: 3-4, 75.0; 2nd half: 11-11, 100.0)

Officials: Arthur Bomengen, Yvette McKinney, Gator Parrish
Attendance: 6,914 • Technical Fouls: None

Score by Period table for Duke vs Marquette. Columns: 1st, 2nd, Total. Marquette scores: 28, 39, 67. Duke scores: 39, 37, 76.

[5/5]Duke 75, Arkansas 54

2001 NCAA Tournament - Second Round
March 19, 2001
Cameron Indoor Stadium - Durham, N.C.

Boxscore table for Duke vs Arkansas, including columns for FG, 3FG, FT, REB, PF, TP, A, TO, B, S, Min for each player and team totals.

FG's (1st half: 10-29, 34.5; 2nd half: 9-28, 32.1)
3FG's (1st half: 4-8, 50.0; 2nd half: 3-10, 30.0)
FT's (1st half: 5-8, 62.5; 2nd half: 4-7, 57.1)

Boxscore table for Duke vs Arkansas, including columns for FG, 3FG, FT, REB, PF, TP, A, TO, B, S, Min for each player and team totals.

FG's (1st half: 16-33, 48.5; 2nd half: 14-29, 48.3)
3FG's (1st half: 1-5, 20.0; 2nd half: 2-6, 33.3)
FT's (1st half: 3-5, 60.0; 2nd half: 9-12, 75.0)

Officials: Randy Campbell, Ron Dressander, Connie Pardue
Attendance: 6,023 • Technical Fouls: None

Score by Period table showing 1st, 2nd, and Total scores for Arkansas and Duke.

[5/5]Duke 96, UW-Milwaukee 63

2001 NCAA Tournament - First Round
March 17, 2001
Cameron Indoor Stadium - Durham, N.C.

Boxscore table for Duke vs UW-Milwaukee, including columns for FG, 3FG, FT, REB, PF, TP, A, TO, B, S, Min for each player and team totals.

FG's (1st half: 10-33, 30.3; 2nd half: 10-30, 33.3)
3FG's (1st half: 3-12, 25.0; 2nd half: 5-10, 50.0)
FT's (1st half: 5-5, 100.0; 2nd half: 10-14, 71.4)

Boxscore table for Duke vs UW-Milwaukee, including columns for FG, 3FG, FT, REB, PF, TP, A, TO, B, S, Min for each player and team totals.

FG's (1st half: 19-31, 61.3; 2nd half: 21-31, 67.7)
3FG's (1st half: 4-8, 50.0; 2nd half: 1-3, 33.3)
FT's (1st half: 3-4, 75.0; 2nd half: 8-10, 80.0)

Officials: Randy Campbell, Denise Brooks Connie Pardue
Attendance: 4,438 • Technical Fouls: None

Score by Period table showing 1st, 2nd, and Total scores for UW-Milwaukee and Duke.

Duke 90, Western Kentucky 70

2000 NCAA Tournament - Second Round
March 20, 2000
Cameron Indoor Stadium - Durham, N.C.

Boxscore table for Duke vs Western Kentucky, including columns for FG, 3FG, FT, REB, PF, TP, A, TO, B, S, Min for each player and team totals.

FG's (1st half: 13-24, 38.2; 2nd half: 13-28, 46.4)
3FG's (1st half: 3-8, 25.0; 2nd half: 1-9, 11.1)
FT's (1st half: 4-4, 1.000; 2nd half: 11-13, 84.6)

Boxscore table for Duke vs Western Kentucky, including columns for FG, 3FG, FT, REB, PF, TP, A, TO, B, S, Min for each player and team totals.

FG's (1st half: 16-35, 45.7; 2nd half: 13-32, 40.6)
3FG's (1st half: 2-8, 25.0; 2nd half: 4-13, 30.8)
FT's (1st half: 4-4, 1.000; 2nd half: 22-26, 84.6)

Officials: Dennis DeMayo, Lisa Mattingly, Scotty Hermann
Attendance: 5,318 • Technical Fouls: None

Score by Period table showing 1st, 2nd, and Total scores for Western Kentucky and Duke.

Duke 71, Campbell 42

2000 NCAA Tournament - First Round
March 18, 2000
Cameron Indoor Stadium - Durham, N.C.

Boxscore table for Duke vs Campbell, including columns for FG, 3FG, FT, REB, PF, TP, A, TO, B, S, Min for each player and team totals.

FG's (1st half: 5-25, 20.0; 2nd half: 9-26, 34.6)
3FG's (1st half: 2-8, 25.0; 2nd half: 2-8, 25.0)
FT's (1st half: 2-9, 22.2; 2nd half: 8-13, 61.5)

Boxscore table for Duke vs Campbell, including columns for FG, 3FG, FT, REB, PF, TP, A, TO, B, S, Min for each player and team totals.

FG's (1st half: 13-32, 40.6; 2nd half: 12-23, 52.2)
3FG's (1st half: 6-13, 46.2; 2nd half: 2-5, 40.0)
FT's (1st half: 4-6, 66.7; 2nd half: 9-11, 81.8)

Officials: Dennis DeMayo, Scotty Hermann
Attendance: 5,123 • Technical Fouls: None

Score by Period table showing 1st, 2nd, and Total scores for Campbell and Duke.

[15/12] LSU 79, [10/7] Duke 66

2000 NCAA Tournament - Regional Semifinal
March 25, 2000
Alltel Pavilion - Richmond, Va.

Boxscore table for LSU vs Duke, including columns for FG, 3FG, FT, REB, PF, TP, A, TO, B, S, Min for each player and team totals.

FG's (1st half: 13-24, .542; 2nd half: 17-30, .567)
3FG's (1st half: 3-5, .600; 2nd half: 0-4, .000)
FT's (1st half: 1-1, 1.000; 2nd half: 15-19, .789)

Boxscore table for LSU vs Duke, including columns for FG, 3FG, FT, REB, PF, TP, A, TO, B, S, Min for each player and team totals.

FG's (1st half: 12-34, .353; 2nd half: 13-33, 39.4)
3FG's (1st half: 2-11, .182; 2nd half: 3-10, 30.0)
FT's (1st half: 5-6, .833; 2nd half: 6-8, 75.0)

Officials: Melissa Barlow, Judy Stroud, Randy Campbell (Tom Danaher)
Attendance: 5,706 • Technical Fouls: None

Score by Period table showing 1st, 2nd, and Total scores for LSU and Duke.

[1/1] Purdue 62, [10/11] Duke 45

1999 NCAA Tournament - Championship Game
March 28, 1999
San Jose Arena - San Jose, Calif.

Boxscore table for Purdue vs Duke, including columns for FG, 3FG, FT, REB, PF, TP, A, TO, B, S, Min for each player and team totals.

FG's (1st half: 9-23, 39.1; 2nd half: 9-32, 28.1)
3FG's (1st half: 2-8, 25.0; 2nd half: 3-13, 23.1)
FT's (1st half: 2-2, 100.0; 2nd half: 2-4, 50.0)

Boxscore table for Purdue vs Duke, including columns for FG, 3FG, FT, REB, PF, TP, A, TO, B, S, Min for each player and team totals.

FG's (1st half: 8-28, 28.6; 2nd half: 13/27, 48.1)
3FG's (1st half: 0-6, 0.0; 2nd half: 1-7, 14.3)
FT's (1st half: 4-6, 66.7; 2nd half: 18-22, 81.8)

Officials: Bob Trammell, Melissa Barlow, Teresa Dahlem
Attendance: 17,773 • Technical Fouls: None

Score by Period table showing 1st, 2nd, and Total scores for Purdue and Duke.

Alana Beard #20

YEAR	G-GS	MIN-AVG	FG-FGA	PCT	3P-3PA	PCT	FT-FTA	PCT	REB	AVG	PF-FO	AST	TO	BS	ST	PTS	AVG
2000-01	30-30	893-29.8	194-379	.512	10-51	.196	111-141	.787	136	4.5	86-4	113	81	30	106	509	17.0
2001-02	35-35	1164-33.1	275-481	.572	25-66	.379	119-158	.753	213	6.1	88-2	154	93	25	114	694	19.8
2002-03	37-37	1161-31.4	294-558	.527	24-85	.282	201-259	.776	256	6.9	98-0	110	87	48	104	813	22.0
2003-04	34-34	1067-31.4	242-488	.496	36-115	.313	151-194	.778	184	5.4	74-0	132	76	46	80	671	19.7
Career	136-136	4285-31.5	1005-1906	.527	95-317	.300	582-752	.774	789	5.8	346-6	509	337	149	404	2687	19.8

Chris Moreland #24

YEAR	G-GS	MIN-AVG	FG-FGA	PCT	3P-3PA	PCT	FT-FTA	PCT	REB	AVG	PF-FO	AST	TO	BS	ST	PTS	AVG
1984-85	25-25	797-31.9	163-288	.566	---	---	113-160	.706	238	9.5	75-2	32	68	10	18	439	17.6
1985-86	30-29	917-30.6	254-438	.580	---	---	183-267	.685	354	11.8	78-1	20	74	9	25	691	23.0
1986-87	28-27	944-33.7	219-396	.553	---	---	148-222	.667	294	10.5	76-0	39	69	5	24	586	20.9
1987-88	28-28	891-31.8	192-326	.589	0-0	.000	132-219	.603	343	12.3	83-3	28	66	4	27	516	18.4
Career	111-109	3549-32.0	828-1448	.572	0-0	.000	576-868	.664	1229	11.1	312-6	119	277	28	94	2232	20.1

Monique Currie #25

YEAR	G-GS	MIN-AVG	FG-FGA	PCT	3P-3PA	PCT	FT-FTA	PCT	REB	AVG	PF-FO	AST	TO	BS	ST	PTS	AVG
2001-02	35-22	971-27.7	178-360	.494	8-34	.235	138-179	.771	209	6.0	87-2	90	90	24	50	502	14.3
2002-03	Medical Redshirt																
2003-04	34-34	943-27.7	151-318	.475	10-42	.238	105-139	.755	208	6.1	103-4	101	83	28	53	417	12.6
2004-05	36-36	1127-31.3	218-489	.446	26-82	.317	168-215	.781	254	7.1	85-2	123	109	14	77	630	17.5
2005-06	35-35	972-27.8	202-425	.475	42-100	.420	127-155	.819	203	5.8	83-0	99	69	9	48	573	16.4
Career	140-127	4013-28.7	749-1592	.470	86-258	.333	538-688	.782	874	6.2	358-8	413	351	75	228	2122	15.2

Elizabeth Williams #1

YEAR	G-GS	MIN-AVG	FG-FGA	PCT	3P-3PA	PCT	FT-FTA	PCT	REB	AVG	PF-FO	AST	TO	BS	ST	PTS	AVG
2011-12	33-33	1008-30.5	186-383	.486	1-2	.500	88-145	.607	259	7.8	78-1	54	101	116	51	461	14.0
2012-13	36-36	1063-29.5	215-423	.508	0-1	.000	116-167	.695	264	7.3	63-0	45	78	107	41	546	15.2
2013-14	35-35	1066-30.5	202-384	.526	0-0	.000	80-142	.563	267	7.6	77-4	76	79	108	45	484	13.8
2014-15	32-32	1025-32.0	188-385	.488	0-0	.000	88-147	.599	288	9.0	10-1	81	92	95	48	464	14.5
Career	136-132	4162-30.6	791-1575	.502	1-3	.333	372-601	.619	1078	7.9	288-6	256	350	426	185	1955	14.4

Sue Harnett #23

YEAR	G-GS	MIN-AVG	FG-FGA	PCT	3P-3PA	PCT	FT-FTA	PCT	REB	AVG	PF-FO	AST	TO	BS	ST	PTS	AVG
1986-87	29-8	613-21.1	122-248	.492	---	---	46-64	.719	168	5.8	64-0	30	33	37	7	290	10.0
1987-88	28-23	756-27.0	157-316	.497	0-1	.000	74-112	.661	218	7.8	79-3	36	78	36	13	388	12.9
1988-89	27-26	816-30.2	211-393	.537	0-0	.000	104-154	.675	222	8.2	78-1	41	73	21	40	526	19.5
1989-90(RS)	5-5	138-27.6	43-66	.652	0-0	.000	5-11	.455	44	8.8	19-2	3	18	4	4	91	18.2
1990-91	28-28	897-32.0	194-362	.536	0-0	.000	102-143	.713	247	8.8	69-3	54	88	32	22	490	17.5
Career	117-90	3220-27.5	727-1385	.525	0-1	.000	331-484	.684	899	7.7	309-9	164	290	130	86	1785	15.3

Katie Meier #31

YEAR	G-GS	MIN-AVG	FG-FGA	PCT	3P-3PA	PCT	FT-FTA	PCT	REB	AVG	PF-FO	AST	TO	BS	ST	PTS	AVG
1985-86	30-5	725-24.8	168-339	.496	---	---	102-138	.739	148	4.9	84-4	84	87	11	58	438	14.6
1986-87	29-29	978-33.7	196-408	.480	---	---	98-150	.653	151	5.2	76-3	129	106	11	68	490	16.9
1987-88	22-17	578-26.3	110-237	.464	4-17	.235	80-107	.748	123	5.6	50-1	83	69	15	54	304	13.8
1988-89	Medical Redshirt																
1989-90	28-28	1009-36.0	179-390	.459	4-15	.267	167-229	.729	248	8.9	83-2	113	99	16	52	529	18.9
Career	109-79	3310-30.4	653-1374	.475	8-32	.250	447-624	.716	670	6.1	293-10	409	361	53	232	1761	16.2

Iciss Tillis #33

YEAR	G-GS	MIN-AVG	FG-FGA	PCT	3P-3PA	PCT	FT-FTA	PCT	REB	AVG	PF-FO	AST	TO	BS	ST	PTS	AVG
2000-01	34-25	829-24.4	118-270	.437	27-74	.365	29-40	.725	188	5.5	86-2	60	70	40	54	292	8.6
2001-02	34-33	1032-30.4	197-436	.452	30-89	.337	62-91	.681	271	8.0	91-2	94	99	30	79	486	14.3
2002-03	37-37	1128-30.5	212-476	.445	47-122	.385	64-80	.800	273	7.4	93-3	79	91	38	80	535	14.5
2003-04	32-32	897-28.0	146-355	.411	24-82	.293	83-96	.865	214	6.7	82-3	68	61	43	57	399	12.5
Career	137-127	3886-28.4	673-1537	.438	128-367	.349	238-307	.775	946	6.9	352-10	301	321	151	270	1712	12.5

Jasmine Thomas #5

YEAR	G-GS	MIN-AVG	FG-FGA	PCT	3P-3PA	PCT	FT-FTA	PCT	REB	AVG	PF-FO	AST	TO	BS	ST	PTS	AVG
2007-08	35-20	884-25.3	112-319	.351	24-97	.247	29-48	.604	98	2.8	55-0	82	88	30	52	277	7.9
2008-09	30-38	885-29.5	112-310	.361	28-98	.286	55-74	.743	82	2.7	48-0	98	78	7	50	307	10.2
2009-10	36-36	1168-32.4	206-532	.387	63-177	.356	102-129	.791	153	4.3	63-0	146	115	7	100	577	16.0
2010-11	36-36	1172-32.6	199-513	.388	65-166	.392	80-121	.661	139	3.9	57-0	123	104	20	85	543	15.1
Career	137-120	4109-30.0	629-1674	.376	180-538	.335	266-372	.715	472	3.4	223-0	449	385	64	287	1704	12.4

Tricia Liston #32

YEAR	G-GS	MIN-AVG	FG-FGA	PCT	3P-3PA	PCT	FT-FTA	PCT	REB	AVG	PF-FO	AST	TO	BS	ST	PTS	AVG
2010-11	32-2	384-12.0	60-131	.458	28-72	.389	29-42	.690	67	2.1	24-0	28	30	2	19	177	5.5
2011-12	33-17	871-26.4	134-276	.486	57-124	.460	72-83	.867	129	3.9	46-0	48	49	1	42	397	12.0
2012-13	36-28	1046-29.1	163-364	.448	80-172	.465	81-87	.931	182	5.1	90-0	52	72	3	35	487	13.5
2013-14	35-35	1098-31.4	209-398	.525	87-181	.481	98-115	.852	183	5.2	58-0	57	81	6	20	603	17.2
Career	136-82	3399-25.0	566-1169	.484	252-549	.459	280-327	.856	561	4.1	177-0	185	232	12	116	1664	12.2

Georgia Schweitzer #23

YEAR	G-GS	MIN-AVG	FG-FGA	PCT	3P-3PA	PCT	FT-FTA	PCT	REB	AVG	PF-FO	AST	TO	BS	ST	PTS	AVG
1997-98	32-15	816-25.5	85-205	.415	37-104	.356	40-54	.741	89	2.8	47-0	73	52	4	41	247	7.7
1998-99	36-32	958-26.6	132-270	.489	40-96	.417	56-83	.675	147	4.1	63-0	103	83	14	35	360	10.0
1999-00	34-34	1069-31.4	187-408	.458	60-149	.403	98-127	.772	136	4.0	42-0	112	83	12	45	532	15.6
2000-01	34-34	1100-32.4	175-365	.479	65-155	.419	66-94	.702	161	4.7	58-0	140	92	11	50	481	14.1
Career	136-115	3943-29.0	579-1248	.464	202-504	.401	260-358	.726	533	3.9	210-0	428	310	41	171	1620	11.9

Chante Black #11

YEAR	G-GS	MIN-AVG	FG-FGA	PCT	3P-3PA	PCT	FT-FTA	PCT	REB	AVG	PF-FO	AST	TO	BS	ST	PTS	AVG
2004-05	34-3	641-18.9	87-165	.527	0-0	.000	36-70	.514	260	7.6	64-0	39	57	46	28	210	6.2
2005-06	34-12	636-18.7	109-202	.540	0-0	.000	49-84	.583	208	6.1	90-1	20	57	65	28	267	7.9
2006-07		Medical Redshirt															
2007-08	35-35	953-27.2	191-364	.525	0-0	.000	112-144	.778	249	7.1	84-1	49	77	81	49	494	14.1
2008-09	33-33	949-28.8	178-366	.486	0-3	.000	111-153	.725	278	8.4	75-3	49	85	69	47	467	14.2
Career	136-83	3179-23.4	565-1097	.515	0-3	.000	308-451	.683	995	7.3	313-5	157	276	261	152	1438	10.6

Mistie Bass #1

YEAR	G-GS	MIN-AVG	FG-FGA	PCT	3P-3PA	PCT	FT-FTA	PCT	REB	AVG	PF-FO	AST	TO	BS	ST	PTS	AVG
2002-03	37-15	594-16.1	89-181	.492	0-0	.000	78-115	.678	138	3.7	76-2	28	38	26	24	256	6.9
2003-04	34-34	776-22.8	132-216	.611	0-0	.000	77-122	.631	182	5.4	84-0	26	51	42	31	341	10.0
2004-05	36-36	975-27.1	176-327	.538	0-1	.000	68-111	.613	258	7.2	79-0	64	63	30	41	420	11.7
2005-06	35-35	867-24.8	160-259	.618	0-0	.000	72-111	.649	222	6.3	75-1	57	69	33	31	392	11.2
Career	142-120	3212/22.6	557-983	.567	0-1	.000	295-459	.643	800	5.6	314-3	175	221	131	127	1409	9.9

Abby Waner #4

YEAR	G-GS	MIN-AVG	FG-FGA	PCT	3P-3PA	PCT	FT-FTA	PCT	REB	AVG	PF-FO	AST	TO	BS	ST	PTS	AVG
2005-06	35-15	758-21.7	111-246	.451	50-131	.382	38-55	.691	87	2.5	62-0	112	86	8	65	310	8.9
2006-07	34-34	969-28.5	175-380	.461	68-188	.362	60-78	.769	150	4.4	57-0	93	67	15	85	478	14.1
2007-08	31-31	921-29.7	110-336	.327	49-188	.261	50-68	.735	113	3.6	77-1	117	91	6	80	319	10.3
2008-09	31-31	975-31.5	107-321	.333	55-184	.299	32-41	.780	95	3.1	61-1	110	103	15	83	301	9.7
Career	131-111	3623-27.7	503-1283	.392	222-691	.321	180-242	.744	445	3.4	257-2	432	347	44	313	1408	10.7

Kira Orr #12

YEAR	G-GS	MIN-AVG	FG-FGA	PCT	3P-3PA	PCT	FT-FTA	PCT	REB	AVG	PF-FO	AST	TO	BS	ST	PTS	AVG
1993-94	27-0	466-17.3	44-115	.383	7-31	.226	19-35	.543	49	1.8	47-0	56	73	1	28	114	4.2
1994-95	30-29	974-32.5	125-330	.379	28-91	.308	54-81	.667	121	4.0	73-1	126	103	1	57	332	11.1
1995-96	33-33	1151-34.9	155-371	.418	42-133	.316	82-113	.726	173	5.2	54-0	170	112	0	60	434	13.2
1996-97	29-29	984-33.9	176-419	.420	56-161	.348	100-120	.833	162	5.6	57-0	93	96	3	59	508	17.5
Career	119-91	3575-30.0	500-1235	.405	133-416	.320	255-349	.731	505	4.2	231-1	445	384	5	204	1388	11.7

Jennifer Scanlon #13

YEAR	G-GS	MIN-AVG	FG-FGA	PCT	3P-3PA	PCT	FT-FTA	PCT	REB	AVG	PF--FO	AST	TO	BS	ST	PTS	AVG
1992-93	27-4	592-21.9	102-255	.400	25-63	.397	40-68	.588	76	2.8	42-0	34	49	2	22	269	10.0
1993-94	27-25	676-25.0	118-267	.442	35-95	.368	45-59	.763	70	2.6	44-0	52	55	7	32	316	11.7
1994-95	31-31	947-30.5	142-337	.421	51-131	.389	69-100	.690	108	3.5	61-1	66	80	1	37	404	13.0
1995-96	33-33	1089-33.0	140-347	.403	48-131	.366	60-88	.682	136	4.1	60-1	107	70	2	31	388	11.8
Career	118-93	3304-28.0	502-1206	.416	159-420	.379	214-315	.679	390	3.3	207-2	259	254	12	122	1377	11.7

Haley Peters #33

YEAR	G-GS	MIN-AVG	FG-FGA	PCT	3P-3PA	PCT	FT-FTA	PCT	REB	AVG	PF--FO	AST	TO	BS	ST	PTS	AVG
2010-11	36-9	635-17.6	97-186	.522	6-21	.286	25-34	.735	131	3.6	76-1	24	64	7	16	225	6.3
2011-12	33-33	902-27.3	155-303	.512	18-41	.439	29-39	.744	186	5.6	82-2	44	82	9	44	357	10.8
2012-13	36-36	1083-30.1	184-363	.507	27-57	.474	43-56	.768	273	7.6	91-5	67	97	17	40	438	12.2
2013-14	31-31	966-31.2	143-307	.466	18-56	.321	43-63	.683	236	7.6	61-0	54	82	6	39	347	11.2
Career	136-109	3586-26.4	579-1159	.500	69-175	.394	140-192	.729	826	6.1	310-8	189	325	39	139	1367	10.1

Payton Black #33

YEAR	G-GS	MIN-AVG	FG-FGA	PCT	3P-3PA	PCT	FT-FTA	PCT	REB	AVG	PF--FO	AST	TO	BS	ST	PTS	AVG
1995-96	33-0	625-18.9	132-231	.571	0-0	.000	86-133	.647	170	5.2	94-3	19	63	23	20	350	10.6
1996-97	29-29	798-27.5	160-310	.516	0-0	.000	78-117	.667	172	5.9	91-2	47	59	27	32	398	13.7
1997-98	30-19	594-19.8	124-227	.546	0-0	.000	67-112	.598	107	3.6	65-0	24	57	25	21	315	10.5
1998-99	35-1	412-11.6	94-168	.560	0-1	.000	61-81	.753	92	2.6	61-2	14	33	3	13	249	7.1
Career	127-49	2429-19.1	510-936	.545	0-1	.000	292-443	.659	541	4.3	311-7	104	212	78	86	1312	10.3

Lindsey Harding #10

YEAR	G-GS	MIN-AVG	FG-FGA	PCT	3P-3PA	PCT	FT-FTA	PCT	REB	AVG	PF--FO	AST	TO	BS	ST	PTS	AVG
2002-03	37-16	958-25.9	84-192	.438	1-13	.077	62-81	.765	145	3.9	63-1	124	59	9	68	231	6.2
2003-04	34-33	1003-29.5	83-181	.459	7-29	.241	57-87	.655	154	4.5	60-1	168	76	2	67	230	6.8
2004-05		Redshirt Season															
2005-06	35-35	1012-28.9	138-287	.481	23-56	.411	75-96	.781	130	3.7	48-1	156	84	4	75	374	10.7
2006-07	34-34	1035-30.4	169-381	.444	24-63	.381	101-135	.748	136	4.0	49-0	131	77	10	51	463	13.6
Career	140-118	4008-28.6	474-1041	.455	55-161	.342	295-399	.739	565	4.0	220-3	579	296	25	261	1298	9.3

Tyish Hall #24

YEAR	G-GS	MIN-AVG	FG-FGA	PCT	3P-3PA	PCT	FT-FTA	PCT	REB	AVG	PF--FO	AST	TO	BS	ST	PTS	AVG
1993-94	23-3	290-12.6	55-93	.591	0-0	.000	29-39	.744	75	3.3	40-0	19	20	13	18	139	6.0
1994-95	31-30	805-26.0	124-199	.623	0-0	.000	43-70	.614	197	6.4	85-1	46	58	26	33	291	9.4
1995-96	33-33	982-29.8	216-30	.655	0-0	.000	65-93	.699	232	7.0	92-3	44	62	44	39	497	15.1
1996-97	22-21	702-31.9	148-240	.617	0-0	.000	63-88	.716	128	5.8	59-4	26	50	13	34	359	16.3
Career	109-87	2779-25.5	543-862	.630	0-0	.000	200-290	.690	632	5.8	276-8	135	190	96	124	1286	11.8

Sheana Mosch #3

YEAR	G-GS	MIN-AVG	FG-FGA	PCT	3P-3PA	PCT	FT-FTA	PCT	REB	AVG	PF--FO	AST	TO	BS	ST	PTS	AVG
1999-00	34-18	846-24.9	107-249	.430	11-28	.393	82-101	.812	112	3.3	49-1	65	67	3	51	307	9.0
2000-01	34-34	915-26.9	129-276	.467	7-18	.389	99-125	.792	154	4.5	41-0	66	60	5	42	364	10.7
2001-02	35-15	868-24.8	109-243	.449	12-39	.308	90-108	.833	123	3.5	46-1	86	57	5	33	320	9.1
2002-03	37-6	739-20.0	103-240	.429	11-38	.289	75-102	.735	111	3.0	48-0	54	39	3	57	292	7.9
Career	140-73	3368-24.1	448-1008	.444	41-123	.333	346-436	.794	500	3.6	184-2	271	223	16	183	1283	9.2

Wanisha Smith #23

YEAR	G-GS	MIN-AVG	FG-FGA	PCT	3P-3PA	PCT	FT-FTA	PCT	REB	AVG	PF--FO	AST	TO	BS	ST	PTS	AVG
2004-05	36-35	1163-32.3	134-312	.429	41-100	.410	85-118	.720	101	2.8	80-3	154	134	3	61	394	10.9
2005-06	35-20	738-21.1	98-224	.438	20-63	.317	43-61	.705	96	2.7	56-2	121	74	4	42	259	7.4
2006-07	34-34	930-27.4	105-251	.418	27-75	.360	83-110	.755	147	4.3	48-0	135	89	3	36	320	9.4
2007-08	30-30	825-27.5	90-259	.347	30-98	.306	73-96	.760	94	3.1	44-0	86	78	1	28	283	9.4
Career	135-119	3656-27.1	427-1046	.408	118-336	.351	284-385	.738	438	3.2	228-5	496	375	11	167	1256	9.3

Stacy Hurd #42

YEAR	G-GS	MIN-AVG	FG-FGA	PCT	3P-3PA	PCT	FT-FTA	PCT	REB	AVG	PF--FO	AST	TO	BS	ST	PTS	AVG
1980-81	25-22	730-29.2	138-278	.496	----	----	49-67	.731	174	6.9	64-1	18	46	4	12	325	13.0
1981-82	29-23	922-31.8	178-403	.442	----	----	39-66	.591	192	6.6	77-3	29	68	23	24	395	13.6
1982-83	25-9	618-24.7	147-294	.500	----	----	44-61	.721	138	5.5	38-1	24	51	6	11	338	13.5
1983-84	25-6	496-14.8	78-194	.402	----	----	27-32	.844	91	3.6	21-0	26	39	11	15	183	7.3
Career	104-60	2766-26.6	541-1169	.463	----	----	159-226	.704	595	5.7	200-5	97	204	44	62	1241	11.9

Ali Day #52

YEAR	G-GS	MIN-AVG	FG-FGA	PCT	3P-3PA	PCT	FT-FTA	PCT	REB	AVG	PF--FO	AST	TO	BS	ST	PTS	AVG
1992-93	26-8	525-20.2	56-109	.514	0-1	.000	36-48	.750	95	3.7	58-1	24	60	5	20	148	5.7
1993-94	25-11	529-21.2	78-128	.609	0-1	.000	44-52	.846	97	3.9	39-0	18	37	2	25	200	8.0
1994-95	31-31	1012-32.6	190-342	.556	16-27	.593	103-124	.831	204	6.6	84-1	46	96	2	28	499	16.1
1995-96	33-33	975-29.5	149-302	.493	44-111	.396	46-63	.730	221	6.7	74-2	68	87	12	37	388	11.8
Career	115-83	3041-26.4	473-881	.537	60-140	.429	229-287	.798	617	5.4	255-4	156	280	21	110	1235	10.7

Carey Kauffman #23

YEAR	G-GS	MIN-AVG	FG-FGA	PCT	3P-3PA	PCT	FT-FTA	PCT	REB	AVG	PF--FO	AST	TO	BS	ST	PTS	AVG
1991-92	26-3	295-11.3	49-110	.445	1-2	.500	22-32	.688	61	2.3	33-1	14	34	7	12	121	4.7
1992-93	27-27	790-29.3	136-288	.472	0-0	.000	54-72	.750	181	6.7	82-4	32	94	16	20	326	12.1
1993-94	27-19	679-25.1	142-274	.518	0-1	.000	59-87	.678	223	8.3	58-1	26	47	13	36	343	12.7
1994-95	31-31	993-32.0	179-383	.467	1-2	.500	79-96	.823	261	8.4	74-2	68	57	13	30	438	14.1
Career	111-80	2757-24.8	506-1055	.480	2-5	.400	214-287	.746	726	6.5	247-8	140	232	49	98	1228	11.1

Chelsea Gray #12

YEAR	G-GS	MIN-AVG	FG-FGA	PCT	3P-3PA	PCT	FT-FTA	PCT	REB	AVG	PF--FO	AST	TO	BS	ST	PTS	AVG
2010-11	34-18	721-21.2	99-229	.432	33-83	.398	66-82	.805	113	3.3	49-0	86	62	7	66	297	8.7
2011-12	33-33	1064-32.2	153-334	.458	29-77	.377	78-95	.821	162	4.9	66-0	201	115	12	93	413	12.5
2012-13	25-25	758-30.3	107-254	.421	22-54	.407	80-94	.851	132	5.3	45-0	136	66	3	89	316	12.6
2013-14	17-17	471-27.7	68-135	.504	10-30	.333	38-51	.745	71	4.2	33-0	122	55	4	50	184	10.8
Career	109-93	3014-27.7	427-952	.449	94-244	.385	262-322	.814	478	4.4	193-0	545	298	26	298	1210	11.1

Joy Cheek #21

YEAR	G-GS	MIN-AVG	FG-FGA	PCT	3P-3PA	PCT	FT-FTA	PCT	REB	AVG	PF--FO	AST	TO	BS	ST	PTS	AVG
2006-07	33-0	519-15.7	64-142	.451	0-4	.000	48-64	.750	127	3.8	66-0	16	53	4	27	176	5.3
2007-08	35-24	783-22.3	138-269	.513	11-26	.423	47-69	.681	184	5.3	104-4	26	68	11	43	334	5.5
2008-09	33-16	720-21.8	111-284	.391	12-45	.267	47-67	.701	156	4.7	96-1	30	70	12	42	281	8.5
2009-10	36-36	986-27.1	137-364	.376	16-49	.327	67-98	.684	212	5.9	79-1	46	93	20	53	357	9.9
Career	137-76	2998-21.1	450-1059	.425	39-124	.315	209-298	.701	679	5.0	345-6	118	284	47	165	1148	8.4

Connie Goins #32

YEAR	G-GS	MIN-AVG	FG-FGA	PCT	3P-3PA	PCT	FT-FTA	PCT	REB	AVG	PF--FO	AST	TO	BS	ST	PTS	AVG
1982-83	19-16	381-23.8	71-159	.447	----	----	37-50	.740	80	4.2	25-0	39	32	3	21	179	9.4
1983-84	27-25	668-24.7	91-192	.474	----	----	66-92	.717	95	3.5	29-1	60	55	2	28	248	9.2
1984-85	27-27	838-31.0	124-255	.486	----	----	86-106	.811	140	5.2	32-0	71	67	2	36	334	12.4
1985-86	28-28	821-29.3	142-300	.473	----	----	95-126	.754	146	5.2	34-0	127	67	10	35	379	13.5
Career	101-96	2708-26.8	428-906	.472	----	----	284-374	.759	461	4.6	120-1	297	221	20	120	1140	11.3

Peppi Browne #10

YEAR	G-GS	MIN-AVG	FG-FGA	PCT	3P-3PA	PCT	FT-FTA	PCT	REB	AVG	PF--FO	AST	TO	BS	ST	PTS	AVG
1996-97	30-15	742-24.7	69-161	.429	6-27	.222	65-87	.747	122	4.1	60-3	64	61	9	43	209	7.0
1997-98	32-32	875-27.3	136-253	.538	1-5	.200	70-109	.642	197	6.2	90-3	54	93	6	61	343	10.7
1998-99	35-33	882-25.2	112-240	.467	3-10	.300	79-111	.712	222	6.3	66-1	66	90	14	52	306	8.7
1999-00	20-20	616-30.8	100-211	.474	1-6	.167	73-92	.793	136	6.8	46-1	50	61	10	61	274	13.7
Career	117-100	3115-26.6	417-865	.482	11-48	.229	287-399	.719	677	5.8	262-8	234	305	39	217	1132	9.7

Alison Bales #43

YEAR	G-GS	MIN-AVG	FG-FGA	PCT	3P-3PA	PCT	FT-FTA	PCT	REB	AVG	PF--FO	AST	TO	BS	ST	PTS	AVG
2003-04	24-0	237-9.9	29-52	.558	0-0	.000	20-29	.690	67	2.8	30-0	13	19	29	6	78	3.3
2004-05	36-33	876-24.3	106-221	.480	1-1	1.000	63-94	.670	236	6.6	73-0	67	35	134	17	276	7.7
2005-06	35-23	731-20.9	113-215	.526	0-0	.000	92-117	.786	236	6.7	64-0	40	44	120	42	318	9.1
2006-07	34-34	990-29.1	142-306	.464	1-2	.500	118-159	.742	265	7.8	79-1	67	68	151	39	403	11.9
Career	129-90	2834-22.0	390-794	.491	2-3	.667	293-399	.734	804	6.2	246-1	187	166	434	104	1075	8.3

Karima Christmas #13

YEAR	G-GS	MIN-AVG	FG-FGA	PCT	3P-3PA	PCT	FT-FTA	PCT	REB	AVG	PF-FO	AST	TO	BS	ST	PTS	AVG
2007-08	30-0	317-10.6	50-96	.521	0-6	.000	23-39	.590	78	2.6	32-0	15	19	5	24	123	4.1
2008-09	32-2	616-19.3	84-170	.494	17-37	.459	54-83	.651	134	4.2	53-1	32	35	8	44	239	7.5
2009-10	36-18	922-25.6	121-281	.431	24-84	.286	81-113	.717	189	5.3	80-0	53	49	16	79	347	9.6
2010-11	36-35	949-26.4	107-285	.375	15-71	.211	114-163	.699	227	6.3	73-0	60	76	13	57	343	9.5
Career	134-55	2804-20.9	362-832	.435	56-198	.283	272-398	.683	628	4.7	238-1	160	179	42	204	1052	7.9

Jennifer Chestnut #42

YEAR	G-GS	MIN-AVG	FG-FGA	PCT	3P-3PA	PCT	FT-FTA	PCT	REB	AVG	PF--FO	AST	TO	BS	ST	PTS	AVG
1980-81	22-5	314-14.3	57-105	.542	----	----	17-46	.369	103	4.6	44-0	3	37	9	15	131	6.9
1981-82	29-20	722-24.9	117-264	.443	----	----	54-100	.540	250	8.3	81-4	16	55	16	32	288	9.9
1982-83	22-20	325-23.2	130-249	.522	----	----	49-80	.613	163	7.4	59-2	27	34	5	16	309	14.0
1983-84	27-27	809-30.0	119-266	.447	----	----	57-116	.491	231	8.6	81-6	37	78	7	54	295	10.9
Career	100/74	2170-21.7	423-884	.479	----	----	177-342	.518	737	7.4	265-12	82	204	37	117	1023	10.2

Scoring Average

1977-78	Tara McCarthy	16.6
1978-79	Barb Krause	14.5
1979-80	Barb Krause	13.1
1980-81	Stacy Hurd	13.0
1981-82	Stacy Hurd	13.6
1982-83	Jennifer Chestnut	14.0
1983-84	Candy Mikels	14.3
1984-85	Chris Moreland	17.6
1985-86	Chris Moreland	23.0
1986-87	Chris Moreland	20.9
1987-88	Chris Moreland	18.4
1988-89	Sue Harnett	19.5
1989-90	Katie Meier	18.9
1990-91	Sue Harnett	17.5
1991-92	Celeste Lavoie	12.8
1992-93	Carey Kauffman	12.1
1993-94	Carey Kauffman	12.7
1994-95	Ali Day	16.1
1995-96	Tyish Hall	15.1
1996-97	Kira Orr	17.5
1997-98	Nicole Erickson	12.8
1998-99	Michele Van Gorp	16.9
1999-00	Georgia Schweitzer	15.6
2000-01	Alana Beard	17.0
2001-02	Alana Beard	19.8
2002-03	Alana Beard	22.0
2003-04	Alana Beard	19.7
2004-05	Monique Currie	17.5
2005-06	Monique Currie	16.4
2006-07	Abby Waner	14.1
2007-08	Chante Black	14.1
2008-09	Chante Black	14.2
2009-10	Jasmine Thomas	16.0
2010-11	Jasmine Thomas	15.1
2011-12	Elizabeth Williams	14.0
2012-13	Elizabeth Williams	15.2
2013-14	Tricia Liston	17.2
2014-15	Elizabeth Williams	14.5

Field Goal Percentage

1977-78	Tara McCarthy	.475
1978-79	Leslie Earnhardt	.483
1979-80	Barb Krause	.436
1980-81	Barb Krause	.508
1981-82	Maura Hertzog	.446
1982-83	Jennifer Chestnut	.522
1983-84	Jo Harlow	.476
1984-85	Chris Moreland	.566
1985-86	Chris Moreland	.580
1986-87	Chris Moreland	.553
1987-88	Chris Moreland	.589
1988-89	Sue Harnett	.537
1989-90	Monika Kost	.509
1990-91	Sue Harnett	.536
1991-92	Celeste Lavoie	.515
1992-93	Ali Day	.514
1993-94	Ali Day	.609
1994-95	Ali Day	.593
1995-96	Tyish Hall	.655
1996-97	Tyish Hall	.617
1997-98	Michele Van Gorp	.562
1998-99	Rochelle Parent	.650
1999-00	Rochelle Parent	.579
2000-01	Rochelle Parent	.525
2001-02	Alana Beard	.572
2002-03	Alana Beard	.527
2003-04	Mistie Williams	.611
2004-05	Mistie Williams	.538
2005-06	Mistie Williams	.618
2006-07	Carrem Gay	.581
2007-08	Chante Black	.525
2008-09	Karima Christmas	.494
2009-10	Krystal Thomas	.503
2010-11	Haley Peters	.522
2011-12	Allison Vernerey	.560
2012-13	Elizabeth Williams	.508
2013-14	Oderah Chidom	.603
2014-15	Oderah Chidom	.566

Assists

1977-78	Tara McCarthy	65
1978-79	Tara McCarthy	72
1979-80	Patti Thomasson	93
1980-81	Claire Rose	97
1981-82	Claire Rose	122
1982-83	Claire Rose	82
1983-84	Maura Hertzog	72
1984-85	Joanne Boyle	80
1985-86	Connie Goins	127
1986-87	Katie Meier	129
1987-88	Paula Anderson	110
1988-89	Leigh Morgan	118
1989-90	Katie Meier	113
1990-91	Robin Baker	81
1991-92	Robin Baker	69
1992-93	Missy Anderson	102
1993-94	Missy Anderson	90
1994-95	Kira Orr	126
1995-96	Kira Orr	170
1996-97	Hilary Howard	149
1997-98	Hilary Howard	140
1998-99	Hilary Howard	153
1999-00	Georgia Schweitzer	112
2000-01	Georgia Schweitzer	140
2001-02	Alana Beard	154
2002-03	Lindsey Harding	124
2003-04	Lindsey Harding	168
2004-05	Wanisha Smith	154
2005-06	Lindsey Harding	156
2006-07	Wanisha Smith	135
2007-08	Abby Waner	117
2008-09	Abby Waner	110
2009-10	Jasmine Thomas	146
2010-11	Jasmine Thomas	123
2011-12	Chelsea Gray	201
2012-13	Alexis Jones	144
2013-14	Alexis Jones	148
2014-15	Ka'lia Johnson	126

Blocked Shots

1978-79	Lisa Warren	14
1979-80	Barb Krause	16
1980-81	Jennifer Chestnut	9
1981-82	Stacy Hurd	23
1982-83	Sarah Sullivan	68
1983-84	Hurd/Hertzog	11
1984-85	Sarah Sullivan	37
1985-86	Sarah Sullivan	58
1986-87	Sarah Sullivan	45
1987-88	Sue Harnett	36
1988-89	Sue Harnett	21
1989-90	Katie Meier	16
1990-91	Sue Harnett	32
1991-92	Nicole Johnson	24
1992-93	Zeki Blanding	23
1993-94	Zeki Blanding	20
1994-95	Tyish Hall	26
1995-96	Tyish Hall	44
1996-97	Payton Black	27
1997-98	Payton Black	25
1998-99	Michele Van Gorp	36
1999-00	Michele Matyasovsky	14
2000-01	Iciss Tillis	40
2001-02	Iciss Tillis	30
2002-03	Alana Beard	48
2003-04	Alana Beard	46
2004-05	Alison Bales	134
2005-06	Alison Bales	120
2006-07	Alison Bales	151
2007-08	Chante Black	81
2008-09	Chante Black	69
2009-10	Krystal Thomas	70
2010-11	Krystal Thomas	59
2011-12	Elizabeth Williams	116
2012-13	Elizabeth Williams	107
2013-14	Elizabeth Williams	108
2014-15	Elizabeth Williams	95

Rebounding Average

1977-78	Lisa Warren	7.2
1978-79	Barb Krause	10.7
1979-80	Barb Krause	9.3
1980-81	Barb Krause	9.7
1981-82	Jennifer Chestnut	8.3
1982-83	Jennifer Chestnut	7.4
1983-84	Jennifer Chestnut	8.6
1984-85	Chris Moreland	9.5
1985-86	Chris Moreland	11.8
1986-87	Chris Moreland	10.5
1987-88	Chris Moreland	12.3
1988-89	Tracey Christopher	9.6
1989-90	Katie Meier	8.9
1990-91	Sue Harnett	8.8
1991-92	Celeste Lavoie	6.2
1992-93	Carey Kauffman	6.7
1993-94	Carey Kauffman	8.3
1994-95	Carey Kauffman	8.4
1995-96	Tyish Hall	7.0
1996-97	Payton Black	5.9
1997-98	Peppi Browne	6.2
1998-99	Peppi Browne	6.3
1999-00	Lauren Rice	6.9
2000-01	Rochelle Parent	6.0
2001-02	Iciss Tillis	8.0
2002-03	Iciss Tillis	7.4
2003-04	Iciss Tillis	6.7
2004-05	Chante Black	7.6
2005-06	Alison Bales	6.7
2006-07	Alison Bales	7.8
2007-08	Chante Black	7.1
2008-09	Chante Black	8.4
2009-10	Krystal Thomas	6.6
2010-11	Krystal Thomas	8.3
2011-12	Elizabeth Williams	7.8
2012-13	Haley Peters	7.6
2013-14	Williams/Peters	7.6
2014-15	Elizabeth Williams	9.0

Free Throw Percentage

1977-78	Ruth Ellis	.750
1978-79	Leslie Earnhardt	.739
1979-80	Barb Krause	.733
1980-81	Barb Krause	.804
1981-82	Margo Walsh	.820
1982-83	Jo Harlow	.871
1983-84	Stacy Hurd	.844
1984-85	Connie Goins	.811
1985-86	Connie Goins	.754
1986-87	Sue Harnett	.719
1987-88	Katie Meier	.748
1988-89	Jenni Kraft	.900
1989-90	Katie Meier	.729
1990-91	Dana McDonald	.795
1991-92	Robin Baker	.767
1992-93	Kristina Meiman	.849
1993-94	Ali Day	.846
1994-95	Ali Day	.831
1995-96	Ali Day	.730
1996-97	Kira Orr	.833
1997-98	Nicole Erickson	.876
1998-99	Nicole Erickson	.885
1999-00	Sheana Mosch	.812
2000-01	Sheana Mosch	.792
2001-02	Sheana Mosch	.833
2002-03	Iciss Tillis	.800
2003-04	Iciss Tillis	.865
2004-05	Monique Currie	.781
2005-06	Monique Currie	.819
2006-07	Abby Waner	.769
2007-08	Chante Black	.778
2008-09	Abby Waner	.780
2009-10	Jasmine Thomas	.791
2010-11	Chelsea Gray	.805
2011-12	Tricia Liston	.867
2012-13	Tricia Liston	.931
2013-14	Tricia Liston	.852
2014-15	Rebecca Greenwell	.789

Steals

1978-79	Kim Matthews	60
1979-80	Patti Thomasson	48
1980-81	Claire Rose	55
1981-82	Maura Hertzog	57
1982-83	Maura Hertzog	48
1983-84	Maura Hertzog	65
1984-85	Joanne Boyle	75
1985-86	Katie Meier	58
1986-87	Katie Meier	68
1987-88	Katie Meier	54
1988-89	Tracey Christopher	47
1989-90	Katie Meier	52
1990-91	Traci Williams	38
1991-92	Dana McDonald	37
1992-93	Missy Anderson	63
1993-94	Missy Anderson	51
1994-95	Kira Orr	57
1995-96	Kira Orr	60
1996-97	Kira Orr	59
1997-98	Peppi Browne	61
1998-99	Peppi Browne	52
1999-00	Peppi Browne	61
2000-01	Alana Beard	106
2001-02	Alana Beard	114
2002-03	Alana Beard	104
2003-04	Alana Beard	80
2004-05	Monique Currie	77
2005-06	Lindsey Harding	75
2006-07	Abby Waner	85
2007-08	Abby Waner	80
2008-09	Abby Waner	83
2009-10	Jasmine Thomas	100
2010-11	Jasmine Thomas	85
2011-12	Chelsea Gray	93
2012-13	Chelsea Gray	89
2013-14	Alexis Jones	59
2014-15	Rebecca Greenwell	66

Minutes Per Game

1978-79	Leslie Earnhardt	33.4
1979-80	Barb Krause	32.3
1980-81	Barb Krause	33.5
1981-82	Stacy Hurd	31.8
1982-83	Jo Harlow	27.6
1983-84	Jo Harlow	34.6
1984-85	Maura Hertzog	31.9
1985-86	Chris Moreland	30.6
1986-87	Katie Meier	33.7
1987-88	Leigh Morgan	31.9
1988-89	Robin Baker	33.0
1989-90	Katie Meier	36.0
1990-91	Traci Williams	32.3
1991-92	Robin Baker	28.7
1991-92	Monika Kost	28.7
1992-93	Missy Anderson	31.4
1993-94	Nicole Johnson	26.2
1994-95	Ali Day	32.6
1995-96	Kira Orr	34.9
1996-97	Hilary Howard	34.3
1997-98	Nicole Erickson	31.8
1998-99	Nicole Erickson	28.6
1999-00	Georgia Schweitzer	31.4
2000-01	Georgia Schweitzer	32.4
2001-02	Alana Beard	33.1
2002-03	Alana Beard	31.4
2003-04	Alana Beard	31.4
2004-05	Wanisha Smith	32.3
2005-06	Lindsey Harding	28.9
2006-07	Lindsey Harding	30.4
2007-08	Abby Waner	29.7
2008-09	Abby Waner	31.5
2009-10	Jasmine Thomas	32.4
2010-11	Jasmine Thomas	32.6
2011-12	Chelsea Gray	32.4
2012-13	Chelsea Gray	30.3
2013-14	Tricia Liston	31.4
2014-15	Rebecca Greenwell	34.4

Missy Anderson #20

Year	G-GS	Min-Avg	FG-FGA	Pct	3P-3PA	Pct	FT-FTA	Pct	Reb	Avg	PF--FO	AST	TO	BS	ST	Pts	Avg
1990-91	18-1	88-4.9	6-25	.240	0-2	.000	1-4	.250	7	0.4	6-0	3	10	0	4	13	0.7
1991-92	28-17	481-17.2	23-65	.354	2-8	.250	19-30	.633	47	1.7	38-1	29	47	0	30	67	2.4
1992-93	27-26	849-31.4	56-157	.357	6-23	.261	43-63	.683	105	3.9	61-0	102	90	0	63	161	6.0
1993-94	27-27	662-24.5	44-130	.338	12-43	.279	24-41	.585	66	2.4	46-0	90	51	2	51	124	4.6
Career	100-71	2080-20.8	129-377	.342	20-76	.263	87-138	.630	225	2.3	151-1	224	198	2	148	365	3.7

Paula Anderson #4

Year	G-GS	Min-Avg	FG-FGA	Pct	3P-3PA	Pct	FT-FTA	Pct	Reb	Avg	PF--FO	AST	TO	BS	ST	Pts	Avg
1984-85	25-0	234-9.4	19-44	.432	0-0	.000	17-25	.680	47	1.9	27-0	15	23	3	5	55	2.2
1985-86	30-27	809-27.0	98-222	.441	0-0	.000	37-60	.617	148	4.9	92-3	71	89	7	36	233	7.8
1986-87	26-25	762-29.3	101-231	.437	0-0	.000	30-47	.638	139	5.3	58-1	44	74	2	23	232	8.9
1987-88	28-28	879-31.4	104-276	.377	6-17	.353	52-71	.732	132	4.7	89-5	110	90	12	36	266	9.5
Career	109-80	2684-24.6	322-773	.417	6-17	.353	136-203	.670	466	4.3	266-9	240	276	24	100	786	7.2

Missy Ayotte #35

Year	G-GS	Min-Avg	FG-FGA	Pct	3P-3PA	Pct	FT-FTA	Pct	Reb	Avg	PF--FO	AST	TO	BS	ST	Pts	Avg
1989-90	2-0	19-9.5	0-2	.000	0-0	.000	0-0	.000	3	1.5	1-0	2	0	0	0	0	0.0
Career	2-0	19-9.5	0-2	.000	0-0	.000	0-0	.000	3	1.5	1-0	2	0	0	0	0	0.0

Robin Baker #10

Year	G-GS	Min-Avg	FG-FGA	Pct	3P-3PA	Pct	FT-FTA	Pct	Reb	Avg	PF--FO	AST	TO	BS	ST	Pts	Avg
1988-89	25-24	824-33.0	61-157	.389	13-31	.419	42-56	.750	72	2.9	61-1	101	79	2	27	177	7.1
1989-90	4-0	24-6.0	3-8	.375	0-1	.000	1-3	.333	1	0.3	1-0	1	1	0	1	7	1.8
1990-91	28-26	877-31.3	53-171	.310	11-61	.180	70-92	.761	85	3.0	68-2	81	85	1	36	187	6.7
1991-92	25-20	717-28.7	94-238	.395	34-89	.382	66-86	.767	68	2.7	52-0	69	76	2	32	288	11.5
Career	82-70	2442-29.8	211-574	.368	58-182	.319	179-237	.755	226	2.8	182-3	252	241	5	96	659	8.0

Alison Bales #43

Year	G-GS	Min-Avg	FG-FGA	Pct	3P-3PA	Pct	FT-FTA	Pct	Reb	Avg	PF--FO	AST	TO	BS	ST	Pts	Avg
2003-04	24-0	237-9.9	29-52	.558	0-0	.000	20-29	.690	67	2.8	30-0	13	19	29	6	78	3.3
2004-05	36-33	876-24.3	106-221	.480	1-1	1.000	63-94	.670	236	6.6	73-0	67	35	134	17	276	7.7
2005-06	35-23	731-20.9	113-215	.526	0-0	.000	92-117	.786	236	6.7	64-0	40	44	120	42	318	9.1
2006-07	34-34	990-29.1	142-306	.464	1-2	.500	118-159	.742	265	7.8	79-1	67	68	151	39	403	11.9
Career	129-90	2834-22.0	390-794	.491	2-3	.667	293-399	.734	804	6.2	246-1	187	166	434	104	1075	8.3

Mistie Bass #1

Year	G-GS	Min-Avg	FG-FGA	Pct	3P-3PA	Pct	FT-FTA	Pct	Reb	Avg	PF--FO	AST	TO	BS	ST	Pts	Avg
2002-03	37-15	594-16.1	89-181	.492	0-0	.000	78-115	.678	138	3.7	76-2	28	38	26	24	256	6.9
2003-04	34-34	776-22.8	132-216	.611	0-0	.000	77-122	.631	182	5.4	84-0	26	51	42	31	341	10.0
2004-05	36-36	975-27.1	176-327	.538	0-1	.000	68-111	.613	258	7.2	79-0	64	63	30	41	420	11.7
2005-06	35-35	867-24.8	160-259	.618	0-0	.000	72-111	.649	222	6.3	75-1	57	69	33	31	392	11.2
Career	142-120	3212-22.6	557-983	.567	0-1	.000	295-459	.643	800	5.6	314-3	175	221	131	127	1409	9.9

Alana Beard #20

Year	G-GS	Min-Avg	FG-FGA	Pct	3P-3PA	Pct	FT-FTA	Pct	Reb	Avg	PF--FO	AST	TO	BS	ST	Pts	Avg
2000-01	30-30	893-29.8	194-379	.512	10-51	.196	111-141	.787	136	4.5	86-4	113	81	30	106	509	17.0
2001-02	35-35	1164-33.1	275-481	.572	25-66	.379	119-158	.753	213	6.1	88-2	154	93	25	114	694	19.8
2002-03	37-37	1161-31.4	294-558	.527	24-85	.282	201-259	.776	256	6.9	98-0	110	87	48	104	813	22.0
2003-04	34-34	1067-31.4	242-488	.496	36-115	.313	151-194	.778	184	5.4	74-0	132	76	46	80	671	19.7
Career	136-136	4285-31.5	1005-1906	.527	95-317	.300	582-752	.774	789	5.8	346-6	509	337	149	404	2687	19.8

Lynne Belton #34

Year	G-GS	Min-Avg	FG-FGA	Pct	3P-3PA	Pct	FT-FTA	Pct	Reb	Avg	PF--FO	AST	TO	BS	ST	Pts	Avg
2014-15	8-0	66-8.3	11-17	.647	0-0	.000	8-13	.615	18	2.3	12-0	2	11	3	1	30	3.8
Career	8-0	66-8.3	11-17	.647	0-0	.000	8-13	.615	18	2.3	12-0	2	11	3	1	30	3.8

Betsy Bergeron #40

Year	G-GS	Min-Avg	FG-FGA	Pct	3P-3PA	Pct	FT-FTA	Pct	Reb	Avg	PF--FO	AST	TO	BS	ST	Pts	Avg
1977-78	19-6	---	11-42	.262	0-0	.000	8-12	.667	30	1.6	0-0	33	0	0	0	30	1.6
1978-79	16-1	---	10-27	.370	0-0	.000	0-5	.000	7	0.4	8-0	9	0	0	0	20	1.3
Career	35-7	---	21-69	.304	0-0	.000	8-17	.471	37	1.1	8-0	42	0	0	0	50	1.4

Chante Black #11

Year	G-GS	Min-Avg	FG-FGA	Pct	3P-3PA	Pct	FT-FTA	Pct	Reb	Avg	PF--FO	AST	TO	BS	ST	Pts	Avg
2004-05	34-3	641-18.9	87-165	.527	0-0	.000	36-70	.514	260	7.6	64-0	39	57	46	28	210	6.2
2005-06	34-12	636-18.7	109-202	.540	0-0	.000	49-84	.583	208	6.1	90-1	20	57	65	28	267	7.9
2006-07	Medical Redshirt																
2007-08	35-35	953-27.2	191-364	.525	0-0	.000	112-144	.778	249	7.1	84-1	49	77	81	49	494	14.1
2008-09	33-33	949-28.8	178-366	.486	0-3	.000	111-153	.725	278	8.4	75-3	49	85	69	47	467	14.2
Career	136-83	3179-23.4	565-1097	.515	0-3	.000	308-451	.683	995	7.3	313-5	157	276	261	152	1438	10.6

Payton Black #33

Year	G-GS	Min-Avg	FG-FGA	Pct	3P-3PA	Pct	FT-FTA	Pct	Reb	Avg	PF--FO	AST	TO	BS	ST	Pts	Avg
1995-96	33-0	625-18.9	132-231	.571	0-0	.000	86-133	.647	170	5.2	94-3	19	63	23	20	350	10.6
1996-97	29-29	798-27.5	160-310	.516	0-0	.000	78-117	.667	172	5.9	91-2	47	59	27	32	398	13.7
1997-98	30-19	594-19.8	124-227	.546	0-0	.000	67-112	.598	107	3.6	65-0	24	57	25	21	315	10.5
1998-99	35-1	412-11.6	94-168	.560	0-1	.000	61-81	.753	92	2.6	61-2	14	33	3	13	249	7.1
Career	127-49	2429-19.1	510-936	.545	0-1	.000	292-443	.659	541	4.3	311-7	104	212	78	86	1312	10.3

Zeki Blanding #22

Year	G-GS	Min-Avg	FG-FGA	Pct	3P-3PA	Pct	FT-FTA	Pct	Reb	Avg	PF--FO	AST	TO	BS	ST	Pts	Avg
1991-92	24-0	207-8.6	51-117	.436	0-0	.000	17-25	.680	42	1.8	30-0	3	22	9	7	119	5.0
1992-93	24-8	501-20.9	118-242	.488	0-0	.000	13-33	.394	117	4.9	73-6	10	37	23	18	249	10.4
1993-94	27-17	449-16.6	98-215	.456	0-0	.000	22-47	.468	122	4.5	56-0	16	46	20	18	218	8.1
1994-95	25-0	236-9.4	46-97	.474	0-0	.000	22-40	.550	71	2.8	36-0	7	21	10	7	114	4.6
Career	100-25	1393-13.9	313-671	.466	0-0	.000	74-145	.510	352	3.5	195-6	36	126	62	50	700	7.0

Joanne Boyle #23

Year	G-GS	Min-Avg	FG-FGA	Pct	3P-3PA	Pct	FT-FTA	Pct	Reb	Avg	PF--FO	AST	TO	BS	ST	Pts	Avg
1981-82	20-1	---	9-32	.281	0-0	.000	3-7	.429	19	1.0	13-0	3	0	0	0	21	1.1
1982-83	20-1	74-3.7	26-69	.377	0-0	.000	14-21	.667	41	2.1	23-1	11	11	1	10	66	3.3
1983-84	27-3	449-16.6	56-155	.361	0-0	.000	41-55	.745	82	3.0	51-1	34	50	5	28	153	5.7
1984-85	27-4	770-28.5	151-317	.476	0-0	.000	59-90	.656	85	3.1	86-5	80	78	19	75	361	13.4
Career	94-9	1293-17.5	242-573	.422	0-0	.000	117-173	.676	227	2.4	173-7	128	139	25	113	601	6.4

Susan Brandau #31

Year	G-GS	Min-Avg	FG-FGA	Pct	3P-3PA	Pct	FT-FTA	Pct	Reb	Avg	PF--FO	AST	TO	BS	ST	Pts	Avg
1991-92	26-5	299-11.5	10-24	.417	1-2	.500	11-25	.440	23	0.9	27-1	36	44	1	13	32	1.2
1992-93	27-1	310-11.5	13-30	.433	2-4	.500	12-23	.522	29	1.1	39-0	50	46	2	36	40	1.5
1993-94	10-0	66-6.6	4-9	.444	0-1	.000	2-2	1.000	8	0.8	4-0	9	7	0	6	10	1.0
1994-95	28-2	290-10.4	5-19	.263	2-7	.286	9-11	.818	24	0.9	22-1	42	35	0	16	21	0.8
Career	91-8	965-10.6	32-82	.390	5-14	.357	34-61	.557	84	0.9	92-2	137	132	3	71	103	1.1

Katie Brodnik #30

Year	G-GS	Min-Avg	FG-FGA	Pct	3P-3PA	Pct	FT-FTA	Pct	Reb	Avg	PF--FO	AST	TO	BS	ST	Pts	Avg
1995-96	13-0	82-6.3	2-10	.200	0-0	.000	0-1	.000	10	0.8	6-0	8	6	3	4	4	0.3
1996-97	10-0	34-3.4	3-7	.429	0-0	.000	1-3	.333	6	0.6	2-0	2	3	0	1	7	0.7
Career	23-0	116-5.0	5-7	.294	0-0	.000	1-4	.250	16	0.7	8-0	10	9	3	5	11	0.5

LaNedra Brown #32

Year	G-GS	Min-Avg	FG-FGA	Pct	3P-3PA	Pct	FT-FTA	Pct	Reb	Avg	PF--FO	AST	TO	BS	ST	Pts	Avg
1999-00	18-0	133-7.4	18-29	.621	0-0	.000	5-12	.417	26	1.4	20-0	5	14	8	4	41	2.3
2000-01	17-0	122-6.6	19-30	.633	0-0	.000	11-17	.647	32	1.9	22-0	1	12	1	5	49	2.9
Career	35-0	245-7.0	37-59	.627	0-0	.000	16-29	.552	58	1.7	42-0	6	26	9	9	90	2.6

Shaeeta Brown #32

Year	G-GS	Min-Avg	FG-FGA	Pct	3P-3PA	Pct	FT-FTA	Pct	Reb	Avg	PF--FO	AST	TO	BS	ST	Pts	Avg
1993-94	19-0	139-7.3	17-37	.459	0-1	.000	13-25	.520	17	0.9	15-0	13	19	0	12	47	2.5
1994-95	29-0	339-11.7	33-73	.452	0-1	.000	11-33	.333	59	2.0	31-0	38	25	1	20	77	2.7
1996-97	13-1	78-6.0	4-11	.364	0-0	.000	0-1	.000	9	0.7	6-0	6	7	0	3	8	0.6
1997-98	19-1	131-6.9	10-28	.357	0-1	.000	2-7	.286	24	1.3	5-0	5	11	0	7	22	1.2
Career	80-2	687-8.6	64-149	.430	0-3	.000	26-66	.394	109	1.4	57-0	62	62	1	42	154	1.9

Peppi Browne #10

Year	G-GS	Min-Avg	FG-FGA	Pct	3P-3PA	Pct	FT-FTA	Pct	Reb	Avg	PF--FO	AST	TO	BS	ST	Pts	Avg
1996-97	30-15	742-24.7	69-161	.429	6-27	.222	65- 87	.747	122	4.1	60-3	64	61	9	43	209	7.0
1997-98	32-32	875-27.3	136-253	.538	1-5	.200	70-109	.642	197	6.2	90-3	54	93	6	61	343	10.7
1998-99	35-33	882-25.2	112-240	.467	3-10	.300	79-111	.712	222	6.3	66-1	66	90	14	52	306	8.7
1999-00	20-20	616-30.8	100-211	.474	1-6	.167	73-92	.793	136	6.8	46-1	50	61	10	61	274	13.7
Career	117-100	3115-26.6	417-865	.482	11-48	.229	287-399	.719	677	5.8	262-8	234	305	39	217	1132	9.7

Liz Bulger #34

Year	G-GS	Min-Avg	FG-FGA	Pct	3P-3PA	Pct	FT-FTA	Pct	Reb	Avg	PF--FO	AST	TO	BS	ST	Pts	Avg
1977-78	20-8	---	27-88	.307	0-0	.000	11-37	.297	105	5.3	0-0	8	0	0	0	65	3.3
1978-79	22-1	---	27-75	.360	0-0	.000	11-32	.344	79	3.6	34-0	7	0	0	0	65	3.0
Career	42-9	---	54-163	.331	0-0	.000	22-69	.319	184	4.4	34-0	15	0	0	0	130	3.1

Sierra Calhoun #4

Year	G-GS	Min-Avg	FG-FGA	Pct	3P-3PA	Pct	FT-FTA	Pct	Reb	Avg	PF--FO	AST	TO	BS	ST	Pts	Avg
2014-15	13-13	389-29.9	38-121	.314	18-62	.290	37-42	.881	49	3.8	25-0	18	29	3	14	131	10.1
Career	13-13	389-29.9	38-121	.314	18-62	.290	37-42	.881	49	3.8	25-0	18	19	3	14	131	10.1

Tracy Carter #15

Year	G-GS	Min-Avg	FG-FGA	Pct	3P-3PA	Pct	FT-FTA	Pct	Reb	Avg	PF--FO	AST	TO	BS	ST	Pts	Avg
1988-89	8-0	13-1.6	0-0	.000	0-0	.000	0-0	.000	2	.3	3-0	0	1	0	0	0	0
Career	8-0	13-1.6	0-0	.000	0-0	.000	0-0	.000	2	.3	3-0	0	1	0	0	0	0

Joy Cheek #21

Year	G-GS	Min-Avg	FG-FGA	Pct	3P-3PA	Pct	FT-FTA	Pct	Reb	Avg	PF--FO	AST	TO	BS	ST	Pts	Avg
2006-07	33-0	519-15.7	64-142	.451	0-4	.000	48-64	.750	127	3.8	66-0	16	53	4	27	176	5.3
2007-08	35-24	783-22.3	138-269	.513	11-26	.423	47-69	.681	184	5.3	104-4	26	68	11	43	334	5.5
2008-09	33-16	720-21.8	111-284	.391	12-45	.267	47-67	.701	156	4.7	96-1	30	70	12	42	281	8.5
2009-10	36-36	986-27.1	137-364	.376	16-49	.327	67-98	.684	212	5.9	79-1	46	93	20	53	357	9.9
Career	137-76	2998-21.1	450-1059	.425	39-124	.315	209-298	.701	679	5.0	345-6	118	284	47	165	1148	8.4

Jennifer Chestnut #42

Year	G-GS	Min-Avg	FG-FGA	Pct	3P-3PA	Pct	FT-FTA	Pct	Reb	Avg	PF--FO	AST	TO	BS	ST	Pts	Avg
1980-81	22-5	314-14.3	57-105	.542	----	----	17-46	.369	103	4.6	44-0	3	37	9	15	131	6.9
1981-82	29-20	722-24.9	117-264	.443	----	----	54-100	.540	250	8.3	81-4	16	55	16	32	288	9.9
1982-83	22-20	325-23.2	130-249	.522	----	----	49-80	.613	163	7.4	59-2	27	34	5	16	309	14.0
1983-84	27-27	809-30.0	119-266	.447	----	----	57-116	.491	231	8.6	81-6	37	78	7	54	29	10.9
Career	100-74	2170-21.7	423-884	.479	----	----	177-342	.518	737	7.4	265-12	82	204	37	117	1023	10.2

Oderah Chidom #22

Year	G-GS	Min-Avg	FG-FGA	Pct	3P-3PA	Pct	FT-FTA	Pct	Reb	Avg	PF--FO	AST	TO	BS	ST	Pts	Avg
2013-14	35-1	502-14.3	76-126	.603	0-0	.000	49-84	.583	139	4.0	59-0	13	50	29	20	201	5.7
2014-15	21-6	406-19.3	77-136	.566	0-0	.000	24-35	.686	105	5.0	52-0	39	43	18	21	178	8.5
Career	56-7	908-16.2	153-262	.584	0-0	.000	73-119	.613	244	4.4	111-0	52	93	47	41	379	6.8

Karima Christmas #13

Year	G-GS	Min-Avg	FG-FGA	Pct	3P-3PA	Pct	FT-FTA	Pct	Reb	Avg	PF--FO	AST	TO	BS	ST	Pts	Avg
2007-08	30-0	317-10.6	50-96	.521	0-6	.000	23-39	.590	78	2.6	32-0	15	19	5	24	123	4.1
2008-09	32-2	616-19.3	84-170	.494	17-37	.459	54-83	.651	135	4.2	53-1	32	35	8	44	239	7.5
2009-10	36-18	922-25.6	121-281	.431	24-84	.286	81-113	.717	189	5.3	80-0	53	49	26	79	347	9.6
2010-11	36-35	949-26.4	107-285	.375	15-71	.211	114-163	.699	227	6.3	73-0	60	76	13	57	343	9.5
Career	134-55	2804-20.9	362-832	.435	56-198	.283	272-398	.683	628	4.7	238-1	160	179	42	204	1052	7.9

Tracy Christopher #33

Year	G-GS	Min-Avg	FG-FGA	Pct	3P-3PA	Pct	FT-FTA	Pct	Reb	Avg	PF--FO	AST	TO	BS	ST	Pts	Avg
1985-86	23-0	179-7.8	26-55	.473	0-0	.000	13-22	.591	58	2.5	30-1	3	13	0	9	65	2.8
1986-87	27-2	257-9.5	23-53	.434	0-0	.000	13-24	.542	63	2.3	38-0	23	27	1	9	59	2.2
1987-88	28-5	355-12.7	30-66	.455	0-0	.000	10-26	.385	82	2.6	47-1	9	32	8	25	70	2.5
1988-89	28-28	882-31.5	95-189	.503	0-0	.000	49-86	.570	270	9.6	73-3	56	96	3	47	239	8.5
Career	106-35	1673-15.8	174-363	.479	0-0	.000	85-158	.538	473	4.5	188-5	91	168	12	90	433	4.1

Windsor Coggeshall #15

Year	G-GS	Min-Avg	FG-FGA	Pct	3P-3PA	Pct	FT-FTA	Pct	Reb	Avg	PF--FO	AST	TO	BS	ST	Pts	Avg
1993-94	20-0	184-9.2	22-63	.349	3-14	.214	5-6	.833	25	1.3	16-0	19	14	2	13	52	3.6
1994-95	24-0	271-11.3	38-103	.369	11-42	.262	11-16	.688	32	1.3	19-0	18	20	5	11	98	4.1
1995-96	25-16	567-22.7	74-173	.428	24-56	.429	4-9	.444	77	3.1	31-0	64	47	8	16	176	7.0
1999-97	27-15	408-15.1	46-105	.438	11-39	.282	0-1	.000	33	1.2	15-0	24	26	0	10	103	3.8
Career	96-31	1430-14.9	180-444	.405	49-151	.325	20-32	.625	167	1.7	81-0	125	107	15	50	429	4.5

Heather Conway #23

Year	G-GS	Min-Avg	FG-FGA	Pct	3P-3PA	Pct	FT-FTA	Pct	Reb	Avg	PF--FO	AST	TO	BS	ST	Pts	Avg
1980-81	5-1	---	13-23	.565	0-0	.000	11-21	.524	28	5.6	14-0	0	0	0	0	37	7.4
Career	5-1	---	13-23	.565	0-0	.000	11-21	.524	28	5.6	14-0	0	0	0	0	37	7.4

Kendall Cooper #21

Year	G-GS	Min-Avg	FG-FGA	Pct	3P-3PA	Pct	FT-FTA	Pct	Reb	Avg	PF--FO	AST	TO	BS	ST	Pts	Avg
2013-14	31-0	247-8.0	28-61	.459	0-2	.000	9-21	.429	61	2.0	61-0	8	19	30	5	65	2.1
2014-15	34-7	479-14.1	49-117	.419	0-3	.000	37-62	.597	126	3.7	60-1	30	55	24	18	135	4.0
Career	65-7	726-11.2	77-178	.433	0-5	.000	46-83	.554	187	2.9	121-1	38	74	54	23	200	3.1

Jenny Copeland #12

Year	G-GS	Min-Avg	FG-FGA	Pct	3P-3PA	Pct	FT-FTA	Pct	Reb	Avg	PF--FO	AST	TO	BS	ST	Pts	Avg
1981-82	13-0	---	1-5	.200	0-0	.000	1-3	.333	3	0.2	3-0	2	0	0	0	3	.2
Career	13-0	---	1-5	.200	0-0	.000	1-3	.333	3	0.2	3-0	2	0	0	0	3	.2

Rometra Craig #5

Year	G-GS	Min-Avg	FG-FGA	Pct	3P-3PA	Pct	FT-FTA	Pct	Reb	Avg	PF--FO	AST	TO	BS	ST	Pts	Avg
2000-01	33-4	616-18.7	91-241	.378	34-62	.297	34-62	.548	71	2.2	57-0	40	65	2	36	238	7.2
2001-02	7-1	100-14.3	14-40	.350	7-12	.100	7-12	.583	12	1.7	20-0	9	11	1	9	36	5.1
Career	40-5	716-17.9	105-281	.374	41-74	.274	41-74	.554	83	2.1	77-0	49	76	3	45	274	6.9

Monique Currie #25

Year	G-GS	Min-Avg	FG-FGA	Pct	3P-3PA	Pct	FT-FTA	Pct	Reb	Avg	PF--FO	AST	TO	BS	ST	Pts	Avg
2001-02	35-22	971-27.7	178-360	.494	8-34	.235	138-179	.771	209	6.0	87-2	90	90	24	50	502	14.3
2002-03		Medical Redshirt															
2003-04	34-34	943-27.7	151-318	.475	10-42	.238	105-139	.755	208	6.1	103-4	101	83	28	53	417	12.6
2004-05	36-36	1127-31.3	218-489	.446	26-82	.317	168-215	.781	254	7.1	85-2	123	109	14	77	630	17.5
2005-06	35-35	972-27.8	202-425	.475	42-100	.420	127-155	.819	203	5.8	83-0	99	69	9	48	573	16.4
Career	140-127	4013-28.7	749-1592	.470	86-258	.333	538-688	.782	874	6.2	358-8	413	351	75	228	2122	15.2

Ali Day #52

Year	G-GS	Min-Avg	FG-FGA	Pct	3P-3PA	Pct	FT-FTA	Pct	Reb	Avg	PF--FO	AST	TO	BS	ST	Pts	Avg
1992-93	26-8	525-20.2	56-109	.514	0-1	.000	36-48	.750	95	3.7	58-1	24	60	5	20	148	5.7
1993-94	25-11	529-21.2	78-128	.609	0-1	.000	44-52	.846	97	3.9	39-0	18	37	2	25	200	8.0
1994-95	31-31	1012-32.6	190-342	.556	16-27	.593	103-124	.831	204	6.6	84-1	46	96	2	28	499	16.1
1995-96	33-33	975-29.5	149-302	.493	44-111	.396	46-63	.730	221	6.7	74-2	68	87	12	37	388	11.8
Career	115-83	3041-26.4	473-881	.537	60-140	.429	229-287	.798	617	5.4	255-4	156	280	21	110	1235	10.7

Leslie Earnhardt #21

Year	G-GS	Min-Avg	FG-FGA	Pct	3P-3PA	Pct	FT-FTA	Pct	Reb	Avg	PF--FO	AST	TO	BS	ST	Pts	Avg
1978-79	20-20	---	101-209	.483	0-0	.0	17-23	.739	115	5.8	34-0	37	0	0	0	219	11.0
1979-80	27-18	---	80-184	.435	0-0	.0	24-48	.632	123	4.6	45-0	23	0	0	0	184	6.8
Career	47-38	---	181-393	.461	0-0	.0	41-61	.672	238	5.1	79-0	60	0	0	0	403	8.6

Ruth Ellis #42

Year	G-GS	Min-Avg	FG-FGA	Pct	3P-3PA	Pct	FT-FTA	Pct	Reb	Avg	PF--FO	AST	TO	BS	ST	Pts	Avg
1977-78	20-15	---	58-156	.372	0-0	.000	48-64	.750	76	3.8	0-0	20	0	0	0	164	8.2
Career	20-0	---	58-156	.372	0-0	.000	48-64	.750	76	3.8	0-0	20	0	0	0	164	8.2

Nicole Erickson #22

Year	G-GS	Min-Avg	FG-FGA	Pct	3P-3PA	Pct	FT-FTA	Pct	Reb	Avg	PF--FO	AST	TO	BS	ST	Pts	Avg
1997-98	32-31	1017-31.8	129-321	.402	60-156	.385	92-105	.876	88	2.8	59-1	104	80	5	39	410	12.8
1998-99	34-28	974-28.6	123-288	.427	62-153	.405	69-78	.885	108	3.2	79-3	108	65	2	27	377	11.1
Career	66-59	1991-30.2	252-609	.414	122-309	.395	161-183	.880	196	3.0	138-4	212	145	7	66	787	11.9

Valerie Evans #30

Year	G-GS	Min-Avg	FG-FGA	Pct	3P-3PA	Pct	FT-FTA	Pct	Reb	Avg	PF--FO	AST	TO	BS	ST	Pts	Avg
1990-1991	26-0	149-5.7	16-28	.571	0-0	.000	7-11	.636	44	1.7	12-0	5	16	0	0	39	1.5
1992-1993	25-25	670-26.8	85-214	.397	0-1	.000	75-101	.743	153	6.1	64-2	21	43	11	14	245	9.8
1993-1994	18-6	193-10.7	22-59	.373	0-1	.000	14-23	.609	38	2.1	20-0	12	12	2	5	58	3.2
Career	69-31	1012-14.7	123-301	.409	0-2	.000	96-135	.711	235	3.4	96-2	38	71	13	19	342	5.0

Stephanie Fagerberg #21

Year	G-GS	Min-Avg	FG-FGA	Pct	3P-3PA	Pct	FT-FTA	Pct	Reb	Avg	PF--FO	AST	TO	BS	ST	Pts	Avg
1977-78	10-1	---	2-15	.133	0-0	.000	5-10	.500	5	0.5	0-0	0	0	0	0	9	0.9
Career	10-1	---	2-15	.133	0-0	.000	5-10	.500	5	0.5	0-0	0	0	0	0	9	0.9

Dade Fletcher #32

Year	G-GS	Min-Avg	FG-FGA	Pct	3P-3PA	Pct	FT-FTA	Pct	Reb	Avg	PF--FO	AST	TO	BS	ST	Pts	Avg
1987-88	14-0	40-2.9	3-4	.750	0-0	.000	6-9	.667	5	0.4	3-0	0	3	0	0	12	0.9
Career	14-0	40-2.9	3-4	.750	0-0	.000	6-9	.667	5	0.4	3-0	0	3	0	0	12	0.9

Jessica Foley #24

Year	G-GS	Min-Avg	FG-FGA	Pct	3P-3PA	Pct	FT-FTA	Pct	Reb	Avg	PF--FO	AST	TO	BS	ST	Pts	Avg
2002-03	32-0	246-13.3	61-147	.415	30-86	.349	22-26	.846	67	2.1	36-1	62	32	2	18	174	5.4
2003-04	34-0	563-16.6	66-190	.347	38-116	.328	17-20	.850	66	1.9	58-1	67	41	6	34	187	5.5
2004-05	34-32	1036-30.5	124-318	.390	68-191	.356	55-69	.797	137	4.0	74-2	122	73	9	64	371	10.9
2005-06	35-0	565-16.1	71-160	.444	39-97	.402	16-19	.842	57	1.6	47-1	59	47	3	28	197	5.6
Career	135-32	2590-19.2	322-815	.395	175-490	.357	110-134	.821	327	2.4	215-5	310	193	20	144	929	6.9

Jennifer Forte #34

Year	G-GS	Min-Avg	FG-FGA	Pct	3P-3PA	Pct	FT-FTA	Pct	Reb	Avg	PF--FO	AST	TO	BS	ST	Pts	Avg
1996-97	18-2	136-7.6	8-26	.308	0-0	.000	23-34	.676	40	2.2	29-0	4	19	1	4	39	2.2
1997-98	4-0	9-2.3	1-1	1.000	0-0	.000	0-0	.000	1	0.3	0-0	0	2	0	0	2	0.5
Career	22-2	145-6.6	9-27	.333	0-0	.000	23-34	.676	41	1.9	29-0	4	21	1	4	41	1.9

Kathy Friend #34

Year	G-GS	Min-Avg	FG-FGA	Pct	3P-3PA	Pct	FT-FTA	Pct	Reb	Avg	PF--FO	AST	TO	BS	ST	Pts	Avg
1977-78	14-8	---	50-125	.400	0-0	.000	10-13	.769	26	1.9	0-0	9	0	0	0	110	7.9
1978-79	10-0	---	5-23	.217	0-0	.000	0-0	.000	18	1.8	2-0	3	0	0	0	10	1.0
Career	24-8	---	55-148	.372	0-0	.000	10-13	.769	44	1.8	2-0	12	0	0	0	120	5.0

Jenna Frush #35

Year	G-GS	Min-Avg	FG-FGA	Pct	3P-3PA	Pct	FT-FTA	Pct	Reb	Avg	PF--FO	AST	TO	BS	ST	Pts	Avg
2011-12	9-0	26-2.9	1-5	.200	1-5	.200	2-2	1.000	2	0.2	0-0	0	2	0	1	5	0.6
2012-13	15-0	31-2.1	1-5	.200	1-5	.200	0-0	.000	5	0.3	1-0	1	2	0	0	3	0.2
2013-14	10-0	27-2.7	1-5	.200	1-5	.200	0-0	.000	1	0.1	2-0	2	2	0	0	3	0.3
2014-15	15-1	33-2.2	1-5	.200	1-3	.333	6-10	.600	6	0.4	1-0	1	2	0	1	9	0.6
Career	49-1	117-2.4	4-20	.200	4-18	.222	8-12	.667	14	0.3	4-0	4	8	0	2	20	0.4

Carrem Gay #30

Year	G-GS	Min-Avg	FG-FGA	Pct	3P-3PA	Pct	FT-FTA	Pct	Reb	Avg	PF--FO	AST	TO	BS	ST	Pts	Avg
2005-06	26-0	229-8.8	40-64	.625	0-0	.000	16-25	.640	62	2.4	21-0	8	17	13	20	96	3.7
2006-07	34-34	791-23.3	122-210	.581	0-0	.000	55-74	.743	198	5.8	86-2	35	70	21	48	299	8.8
2007-08	35-11	676-19.3	96-201	.478	0-6	.000	40-67	.597	178	5.8	79-1	33	54	23	56	232	6.6
2008-09	33-28	673-20.4	89-198	.449	5-15	.333	36-52	.692	168	5.1	67-0	25	49	23	56	219	6.6
Career	128-73	2369-18.5	347-673	.516	5-21	.238	147-218	.674	606	5.1	253-3	101	190	80	180	846	6.6

Lello Gebisa #20

Year	G-GS	Min-Avg	FG-FGA	Pct	3P-3PA	Pct	FT-FTA	Pct	Reb	Avg	PF--FO	AST	TO	BS	ST	Pts	Avg
1999-00	15-0	81-5.4	13-27	.481	0-0	.000	7-11	.636	16	1.1	12-0	4	8	2	1	33	2.2
2000-01	18-0	80-4.4	7-17	.412	0-0	.000	3-7	.429	20	1.1	9-0	3	17	6	2	17	0.9
Career	33-0	161-4.9	20-44	.455	0-0	.000	10-18	.556	36	1.1	21-0	7	25	8	3	50	1.5

Krista Gingrich #21

Year	G-GS	Min-Avg	FG-FGA	Pct	3P-3PA	Pct	FT-FTA	Pct	Reb	Avg	PF--FO	AST	TO	BS	ST	Pts	Avg
1998-99	34-0	509-15.0	62-160	.388	29-72	.403	34-45	.756	70	2.1	40-0	65	48	1	14	187	5.5
1999-00	33-23	796-24.1	79-237	.333	39-116	.336	64-88	.727	71	2.2	64-1	100	76	0	43	261	7.9
2000-01	19-0	122-6.4	6-28	.214	3-17	.176	6-6	1.000	12	0.6	11-0	14	19	1	2	21	1.1
2001-02	34-3	589/17.3	61-147	.415	53-114	.465	23-26	.885	58	1.7	50-0	88	55	3	14	198	5.8
Career	120-26	2016/16.8	208-572	.364	124-319	.389	127-165	.770	211	1.8	165-1	267	198	5	73	667	5.6

Carol Giordano #25

Year	G-GS	Min-Avg	FG-FGA	Pct	3P-3PA	Pct	FT-FTA	Pct	Reb	Avg	PF--FO	AST	TO	BS	ST	Pts	Avg
1977-78	16-0	---	11-50	.220	0-0	.000	8-15	.533	26	1.6	0-0	1	0	0	0	30	1.9
Career	16-0	---	11-50	.220	0-0	.000	8-15	.533	26	1.6	0-0	1	0	0	0	30	1.9

Connie Goins #32

Year	G-GS	Min-Avg	FG-FGA	Pct	3P-3PA	Pct	FT-FTA	Pct	Reb	Avg	PF--FO	AST	TO	BS	ST	Pts	Avg
1982-83	19-16	381-20.1	71-159	.447	0-0	.000	37-50	.740	80	4.2	25-0	39	32	3	21	179	9.4
1983-84	27-25	668-24.7	91-192	.474	0-0	.000	66-92	.717	95	3.5	29-1	60	55	2	28	248	9.2
1984-85	27-27	838-31.0	124-255	.486	0-0	.000	86-106	.811	140	5.2	32-0	71	67	2	36	334	12.4
1985-86	28-28	821-29.3	142-300	.473	0-0	.000	95-126	.754	146	5.2	34-0	127	67	10	35	379	13.5
Career	101-96	2708-26.8	428-906	.472	0-0	.000	284-374	.759	461	4.6	120-1	297	221	17	120	1140	11.3

Chelsea Gray #12

Year	G-GS	Min-Avg	FG-FGA	Pct	3P-3PA	Pct	FT-FTA	Pct	Reb	Avg	PF--FO	AST	TO	BS	ST	Pts	Avg
2010-11	34-18	721-21.2	99-229	.432	33-83	.398	66-82	.805	113	3.3	49-0	86	62	7	66	297	8.7
2011-12	33-33	1064-32.2	153-334	.458	29-77	.377	78-95	.821	162	4.9	66-0	201	115	12	93	413	12.5
2012-13	25-25	758-30.3	107-254	.421	22-54	.407	80-94	.851	132	5.3	45-0	136	66	3	89	316	12.6
2013-14	17-17	471-27.7	68-135	.504	10-30	.333	38-51	.745	71	4.2	33-0	122	55	4	50	184	10.8
Career	109-93	3014-27.7	427-952	.449	94-244	.385	262-322	.814	478	4.4	193-0	545	298	26	298	1210	11.1

Rebecca Greenwell #23

Year	G-GS	Min-Avg	FG-FGA	Pct	3P-3PA	Pct	FT-FTA	Pct	Reb	Avg	PF--FO	AST	TO	BS	ST	Pts	Avg
2014-15	34-34	1171-34.4	157-396	.396	72-202	.356	90-114	.789	187	5.5	54-1	70	107	8	66	476	14.0
Career	34-34	1171-34.4	157-396	.396	72-202	.356	90-114	.789	187	5.5	54-1	70	107	8	66	476	14.0

Jeanne Griffin #33

Year	G-GS	Min-Avg	FG-FGA	Pct	3P-3PA	Pct	FT-FTA	Pct	Reb	Avg	PF--FO	AST	TO	BS	ST	Pts	Avg
1978-79	9-0	155-7.8	3-20	.150	0-0	.000	1-2	.500	15	1.7	8-0	1	0	0	0	7	0.8
Career	9-0	155-7.8	3-20	.150	0-0	.000	1-2	.500	15	1.7	8-0	1	0	0	0	7	0.8

Olga Gvozdenovic #24

Year	G-GS	Min-Avg	FG-FGA	Pct	3P-3PA	Pct	FT-FTA	Pct	Reb	Avg	PF--FO	AST	TO	BS	ST	Pts	Avg
1999-00	20-1	155-7.8	12-29	.414	0-0	.000	16-19	.842	27	1.4	24-0	6	16	0	5	40	2.0
2000-01	16-0	100-6.3	10-20	.500	0-0	.000	9-15	.600	27	1.7	25-0	5	10	0	2	29	1.8
Career	36-1	255-7.1	22-49	.449	0-0	.000	25-34	.735	54	1.5	49-0	11	26	0	7	69	1.9

Tyish Hall #24

Year	G-GS	Min-Avg	FG-FGA	Pct	3P-3PA	Pct	FT-FTA	Pct	Reb	Avg	PF--FO	AST	TO	BS	ST	Pts	Avg
1993-94	23-3	290-12.6	55-93	.591	0-0	.000	29-39	.744	75	3.3	40-0	19	20	13	18	139	6.0
1994-95	31-30	805-26.0	124-199	.623	0-0	.000	43-70	.614	197	6.4	85-1	46	58	26	33	291	9.4
1995-96	33-33	982-29.8	216-330	.655	0-0	.000	65-93	.699	232	7.0	92-3	44	62	44	39	497	15.1
1996-97	22-21	359-16.3	149-240	.617	0-0	.000	63-88	.716	128	5.8	59-4	26	50	13	34	359	16.3
Career	109-87	2436-22.3	543-862	.630	0-0	.000	200-290	.690	632	5.8	276-8	135	190	96	124	1286	11.8

Lynne Hanrahan #42

Year	G-GS	Min-Avg	FG-FGA	Pct	3P-3PA	Pct	FT-FTA	Pct	Reb	Avg	PF--FO	AST	TO	BS	ST	Pts	Avg
1985-86	10-0	23-2.3	0-4	.000	0-0	.000	2-3	.667	5	0.5	1-0	0	0	0	0	2	0.2
Career	10-0	23-2.3	0-4	.000	0-0	.000	2-3	.667	5	0.5	1-0	0	0	0	0	2	0.2

Lindsey Harding #10

Year	G-GS	Min-Avg	FG-FGA	Pct	3P-3PA	Pct	FT-FTA	Pct	Reb	Avg	PF--FO	AST	TO	BS	ST	Pts	Avg
2002-03	37-16	958-25.9	84-192	.438	1-13	.077	62-81	.765	145	3.9	63-1	124	59	9	68	231	6.2
2003-04	34-33	1003-29.5	83-181	.459	7-29	.241	57-87	.655	154	4.5	60-1	168	76	2	67	230	6.8
2004-05	Redshirt Season																
2005-06	35-35	1012-28.9	138-287	.481	23-56	.411	75-96	.781	130	3.7	48-1	156	84	4	75	374	10.7
2006-07	34-34	1035-30.4	169-381	.444	24-63	.381	101-135	.748	136	4.0	49-0	131	77	10	51	463	13.6
Career	140-118	4008-28.6	474-1041	.455	55-161	.342	295-399	.739	565	4.0	220-3	579	296	25	261	1298	9.3

Jo Harlow #34

Year	G-GS	Min-Avg	FG-FGA	Pct	3P-3PA	Pct	FT-FTA	Pct	Reb	Avg	PF--FO	AST	TO	BS	ST	Pts	Avg
1980-81	23-0	---	38-71	.535	0-0	.000	8-12	.667	51	2.2	17-0	8	0	0	0	84	3.7
1981-82	29-20	---	87-216	.403	0-0	.000	48-70	.686	187	6.4	52-0	44	0	0	0	222	7.7
1982-83	25-23	478-19.1	89-202	.441	0-0	.000	27-31	.871	147	5.9	51-1	47	33	2	25	205	8.2
1983-84	27-27	933-34.6	110-231	.476	0-0	.000	39-58	.672	169	6.3	50-3	60	46	2	30	259	9.6
Career	104-70	1411-27.14	324-720	.450	0-0	.000	122-171	.713	554	5.3	170-4	159	79	4	55	770	7.4

Sue Harnett #23

Year	G-GS	Min-Avg	FG-FGA	Pct	3P-3PA	Pct	FT-FTA	Pct	Reb	Avg	PF--FO	AST	TO	BS	ST	Pts	Avg
1986-87	29-8	613-21.1	122-248	.492	0-0	.000	46-64	.719	168	5.8	64-0	30	33	37	7	290	10.0
1987-88	28-23	756-27.0	157-316	.497	0-1	.000	74-112	.661	218	7.8	79-3	36	78	36	13	388	13.9
1988-89	27-26	816-30.2	211-393	.537	0-0	.000	104-154	.675	222	8.2	78-1	41	73	21	40	526	19.5
1989-90 (RS)	5-5	138-27.6	43-66	.652	0-0	.000	5-11	.455	44	8.8	19-2	3	18	4	4	91	18.2
1990-91	28-28	897-32.0	194-362	.536	0-0	.000	102-143	.713	247	8.8	69-3	54	88	32	22	490	17.5
Career	117-90	3220-27.5	727-1385	.525	0-1	.000	331-484	.684	899	7.7	309-9	164	290	130	86	1785	15.3

Allison Hart #40

Year	G-GS	Min-Avg	FG-FGA	Pct	3P-3PA	Pct	FT-FTA	Pct	Reb	Avg	PF--FO	AST	TO	BS	ST	Pts	Avg
1981-82	17-0	---	23-53	.434	0-0	.0	11-17	.647	54	3.2	28-0	7	0	0	0	57	3.4
1982-83	15-0	51-3.4	5-14	.357	0-0	.0	8-9	.889	17	1.1	10-0	3	4	0	0	18	1.2
1983-84	21-0	89-4.2	9-21	.429	0-0	.0	14-22	.636	25	1.2	14-0	2	15	0	1	32	1.5
Career	53-0	140-3.8	37-88	.420	0-0	.0	33-48	.688	96	1.8	52-0	12	19	0	1	107	2.0

Maureen Hathorn #33

Year	G-GS	Min-Avg	FG-FGA	Pct	3P-3PA	Pct	FT-FTA	Pct	Reb	Avg	PF--FO	AST	TO	BS	ST	Pts	Avg
1977-78	19-6	---	29-99	.293	0-0	.000	13-25	.520	86	4.5	0-0	3	0	0	0	71	3.7
Career	19-6	---	29-99	.293	0-0	.000	13-25	.520	86	4.5	0-0	3	0	0	0	71	3.7

Janeé Hayes #42

Year	G-GS	Min-Avg	FG-FGA	Pct	3P-3PA	Pct	FT-FTA	Pct	Reb	Avg	PF--FO	AST	TO	BS	ST	Pts	Avg
1998-99	15-0	75-5.0	12-23	.522	0-0	.000	9-17	.529	22	1.5	7-0	0	3	1	3	33	2.2
1999-00	30-1	286-9.5	23-53	.434	0-0	.000	34-51	.667	61	2.0	13-0	5	20	2	9	80	2.7
Career	45-1	361-8.0	35-76	.461	0-0	.000	43-69	.632	83	1.8	20-0	5	23	3	12	113	2.5

Ada Healey #52

Year	G-GS	Min-Avg	FG-FGA	Pct	3P-3PA	Pct	FT-FTA	Pct	Reb	Avg	PF--FO	AST	TO	BS	ST	Pts	Avg
1980-81	23-9	---	58-146	.397	0-0	.000	30-41	.732	82	3.6	47-1	19	0	0	0	146	6.3
Career	23-9	---	58-146	.397	0-0	.000	30-41	.732	82	3.6	47-1	19	0	0	0	146	6.3

Amber Henson #30

Year	G-GS	Min-Avg	FG-FGA	Pct	3P-3PA	Pct	FT-FTA	Pct	Reb	Avg	PF--FO	AST	TO	BS	ST	Pts	Avg
2011-12 (RS)	8-0	93-11.6	6-25	.240	0-3	.000	2-9	.222	15	1.9	10-0	5	7	4	7	14	1.8
2012-13	Medical Redshirt																
2013-14	27-5	252-9.3	17-53	.321	5-16	.313	6-10	.600	47	1.7	37-0	4	18	16	12	45	1.7
2014-15	33-17	667-20.2	49-137	.358	10-33	.303	25-36	.694	131	4.0	63-0	43	59	30	22	133	4.0
Career	68-22	1012-14.9	72-215	.335	15-52	.288	33-55	.600	193	2.8	110-0	52	84	50	41	192	2.8

Juanita Hepburn #55

Year	G-GS	Min-Avg	FG-FGA	Pct	3P-3PA	Pct	FT-FTA	Pct	Reb	Avg	PF--FO	AST	TO	BS	ST	Pts	Avg
1997-98	11-0	47-4.3	10-20	.500	0-0	.000	9-14	.643	21	1.9	8-0	3	4	1	4	29	2.6
Career	11-0	47-4.3	10-20	.500	0-0	.000	9-14	.643	21	1.9	8-0	3	4	1	4	29	2.6

Maura Hertzog #23

Year	G-GS	Min-Avg	FG-FGA	Pct	3P-3PA	Pct	FT-FTA	Pct	Reb	Avg	PF--FO	AST	TO	BS	ST	Pts	Avg
1981-82	28-22	---	95-213	.446	0-0	.000	15-21	.714	74	2.6	59-1	69	0	0	0	205	7.3
1982-83	22-9	253-11.5	56-113	.496	0-0	.000	16-18	.889	43	2.0	41-2	38	34	0	31	128	5.8
1983-84	27-27	879-32.6	78-180	.433	0-0	.000	24-33	.727	62	2.3	69-0	72	91	11	65	180	6.7
1984-85	27-27	861-31.9	79-175	.451	0-0	.000	29-42	.690	73	2.7	59-0	79	78	8	53	187	6.9
Career	104-85	1993-30.2	308-681	.452	0-0	.000	84-114	.737	252	2.4	228-3	258	203	19	149	700	6.7

Chelsea Hopkins #1

Year	G-GS	Min-Avg	FG-FGA	Pct	3P-3PA	Pct	FT-FTA	Pct	Reb	Avg	PF--FO	AST	TO	BS	ST	Pts	Avg
2008-09	20-0	163-8.2	14-27	.519	1-1	1.000	24-32	.750	22	1.1	8-0	12	23	0	16	53	2.7
2009-10	26-0	213-8.2	10-27	.370	2-7	.286	9-17	.529	25	1.0	16-0	19	25	0	18	31	1.2
Career	46-0	376-8.2	24-54	.444	3-8	.375	33-49	.673	47	1.0	24-0	31	48	0	34	84	1.8

Hilary Howard #11

Year	G-GS	Min-Avg	FG-FGA	Pct	3P-3PA	Pct	FT-FTA	Pct	Reb	Avg	PF--FO	AST	TO	BS	ST	Pts	Avg
1995-96	23-12	650-28.3	39-101	.386	9-34	.265	19-30	.633	73	3.2	44-1	91	43	0	19	106	4.6
1996-97	30-30	1028-34.3	85-232	.366	30-89	.337	55-73	.753	83	2.8	45-1	149	97	2	38	255	8.5
1997-98	32-32	1002-31.3	115-253	.455	42-104	.404	42-59	.712	109	3.4	45-0	140	64	2	42	314	9.8
1998-99	36-36	1079-30.0	110-291	.378	51-127	.402	40-53	.755	116	3.2	57-0	153	85	2	45	311	8.6
Career	121-110	3759-31.1	349-877	.398	132-354	.373	156-215	.726	381	3.1	191-2	533	289	6	144	986	8.1

Caitlin Howe #32

Year	G-GS	Min-Avg	FG-FGA	Pct	3P-3PA	Pct	FT-FTA	Pct	Reb	Avg	PF--FO	AST	TO	BS	ST	Pts	Avg
2003-04	16-0	95-5.9	10-29	.345	5-18	.278	1-1	1.000	10	0.6	7-0	7	5	0	2	26	14.6
2004-05	11-1	173-15.7	17-57	.298	10-41	.244	4-5	.800	14	1.3	12-0	13	13	0	10	48	4.4
Career	27-1	268-9.9	27-86	.314	15-59	.244	5-6	.833	24	0.9	19-0	20	18	0	12	74	2.7

Brittany Hunter #44

Year	G-GS	Min-Avg	FG-FGA	Pct	3P-3PA	Pct	FT-FTA	Pct	Reb	Avg	PF--FO	AST	TO	BS	ST	Pts	Avg
2003-04	27-0	424-15.7	96-172	.558	0-0	.000	26-52	.500	131	4.9	58-1	20	41	33	22	218	8.1
Career	27-0	424-15.7	96-172	.558	0-0	.000	26-52	.500	131	4.9	58-1	20	41	33	22	218	8.1

Kim Hunter #20

Year	G-GS	Min-Avg	FG-FGA	Pct	3P-3PA	Pct	FT-FTA	Pct	Reb	Avg	PF--FO	AST	TO	BS	ST	Pts	Avg
1983-84	21-0	152-7.2	15-47	.319	0-0	.000	8-10	.800	9	0.4	25-0	10	21	0	30	38	1.8
1984-85	19-0	221-11.6	19-52	.365	0-0	.000	11-15	.733	23	1.2	16-0	32	35	0	13	49	2.6
1985-86	30-26	633-21.1	32-99	.323	0-0	.000	20-33	.606	32	1.1	65-2	59	61	0	28	84	2.8
1986-87	29-13	489-16.9	26-68	.382	0-0	.000	18-24	.750	47	1.6	47-2	45	53	0	16	70	2.4
Career	99-39	1495-15.1	92-266	.346	0-0	.000	57-82	.695	111	1.1	153-4	146	170	0	87	241	2.4

Stacy Hurd #50

Year	G-GS	Min-Avg	FG-FGA	Pct	3P-3PA	Pct	FT-FTA	Pct	Reb	Avg	PF--FO	AST	TO	BS	ST	Pts	Avg
1980-81	25-25	---	138-278	.496	0-0	.000	49-67	.731	174	7.0	64-1	18	---	---	---	325	13.0
1981-82	29-24	---	178-403	.442	0-0	.000	39-66	.591	192	6.6	77-3	29	---	---	---	395	13.6
1982-83	25-9	361-14.4	147-294	.500	0-0	.000	44-61	.721	138	5.5	38-1	24	30	4	8	338	13.5
1983-84	25-6	496-19.8	78-194	.402	0-0	.000	27-32	.844	91	3.6	21-0	26	39	11	15	183	7.3
Career	104-64	857-17.14	541-1169	.463	0-0	.000	159-226	.704	595	5.7	200-5	97	69	15	23	1241	11.9

Keturah Jackson #31

Year	G-GS	Min-Avg	FG-FGA	Pct	3P-3PA	Pct	FT-FTA	Pct	Reb	Avg	PF--FO	AST	TO	BS	ST	Pts	Avg
2006-07	23-0	205-8.9	17-42	.405	0-0	.000	11-18	.611	41	1.8	23-0	14	16	2	12	45	2.0
2007-08	35-10	594-17.0	60-143	.420	2-9	.222	23-46	.500	108	3.1	64-2	28	55	12	56	145	4.1
2008-09	32-16	583-18.2	39-118	.331	3-11	.273	18-35	.514	94	2.9	53-1	50	52	5	41	99	3.1
2009-10	36-33	956-26.6	83-202	.411	13-45	.289	32-56	.571	129	3.6	78-1	93	81	16	83	211	5.9
Career	126-59	2338-18.6	199-505	.394	18-65	.277	84-155	.542	372	3.0	218-4	185	204	35	192	500	4.0

Richa Jackson #15

Year	G-GS	Min-Avg	FG-FGA	Pct	3P-3PA	Pct	FT-FTA	Pct	Reb	Avg	PF--FO	AST	TO	BS	ST	Pts	Avg
2010-11	28-3	292-10.4	35-88	.398	2-10	.200	21-31	.677	68	2.4	30-0	12	24	1	22	93	3.3
2011-12	25-17	613-24.5	93-182	.511	6-16	.375	44-72	.611	116	4.6	35-0	28	44	2	45	236	9.4
2012-13	27-9	508-18.8	52-152	.342	5-31	.161	44-57	.772	90	3.3	39-2	10	36	4	31	153	5.7
2013-14	35-18	865-24.7	117-229	.511	9-25	.360	60-109	.550	128	3.7	64-1	49	63	6	53	303	8.7
Career	115-47	2278-19.8	297-651	.456	22-82	.268	169-269	.628	402	3.5	168-3	99	167	13	151	785	6.8

Ka'lia Johnson #14

Year	G-GS	Min-Avg	FG-FGA	Pct	3P-3PA	Pct	FT-FTA	Pct	Reb	Avg	PF--FO	AST	TO	BS	ST	Pts	Avg
2011-12	24-0	184-7.7	13-32	.406	2-11	.182	10-13	.769	37	1.5	16-0	6	13	1	9	38	1.6
2012-13	34-0	360-10.6	27-75	.360	2-9	.222	13-26	.500	97	2.9	30-0	11	25	0	21	69	2.0
2013-14	31-5	462-14.9	45-91	.495	6-16	.375	32-49	.653	84	2.7	39-0	22	39	1	17	128	4.1
2014-15	34-32	990-29.1	79-189	.418	22-62	.355	70-95	.737	137	4.0	93-1	126	87	6	59	250	7.4
Career	123-37	1996-16.2	164-387	.424	32-98	.327	125-183	.683	355	2.9	178-1	165	164	8	106	485	3.9

Nicole Johnson #40

Year	G-GS	Min-Avg	FG-FGA	Pct	3P-3PA	Pct	FT-FTA	Pct	Reb	Avg	PF--FO	AST	TO	BS	ST	Pts	Avg
1990-91	27-1	359-13.3	45-108	.417	0-0	.000	13-25	.520	48	1.8	30-0	18	29	8	8	103	3.8
1991-92	28-22	759-27.1	107-249	.430	0-0	.000	67-93	.720	113	4.0	75-2	55	73	24	27	281	10.0
1992-93	19-13	442-23.3	42-122	.344	0-0	.000	35-47	.745	39-53	92	4.8	31	43	11	21	119	6.3
1993-94	27-27	707-26.2	100-222	.450	0-0	.000	46-60	.767	108	4.0	53-1	73	57	19	27	246	9.1
Career	101-63	2267-22.4	294-701	.419	0-0	.000	161-225	.716	361	3.6	204-5	177	202	62	83	749	7.4

Alexis Jones #2

Year	G-GS	Min-Avg	FG-FGA	Pct	3P-3PA	Pct	FT-FTA	Pct	Reb	Avg	PF--FO	AST	TO	BS	ST	Pts	Avg
2012-13	36-36	1049-29.1	127-297	.428	26-76	.342	62-78	.795	160	4.4	89-2	144	129	11	63	342	9.5
2013-14	28-28	859-30.7	137-290	.472	40-103	.388	52-66	.788	115	4.1	61-0	148	90	4	59	366	13.1
Career	64-64	1908-29.8	264-587	.450	66-179	.369	114-144	.792	275	4.3	150-2	292	219	15	122	708	11-1

Takisha Jones #45

Year	G-GS	Min-Avg	FG-FGA	Pct	3P-3PA	Pct	FT-FTA	Pct	Reb	Avg	PF--FO	AST	TO	BS	ST	Pts	Avg
1995-96	16-0	87-5.4	13-25	.520	0-0	.000	3-14	.214	27	1.7	17-0	2	10	2	1	29	1.8
1996-97	19-0	135-7.1	17-33	.515	0-0	.000	5-16	.313	45	2.4	20-1	3	6	3	3	39	2.1
1997-98	18-0	86-4.8	8-29	.276	0-0	.000	4-13	.308	24	1.3	20-0	0	7	0	0	20	1.1
1998-99	9-0	34-3.8	7-14	.500	0-0	.000	5-7	.714	16	1.8	6-0	1	4	0	1	19	2.1
Career	62-0	342-5.5	45-101	.446	0-0	.000	17-50	.340	112	1.8	63-1	6	27	5	5	107	1.7

Rita Kalinowski #34

Year	G-GS	Min-Avg	FG-FGA	Pct	3P-3PA	Pct	FT-FTA	Pct	Reb	Avg	PF--FO	AST	TO	BS	ST	Pts	Avg
1984-85	13-0	64-4.9	8-22	.364	0-0	.000	1-6	.167	26	2.0	10-0	2	3	1	0	17	1.3
1985-86	20-1	151-7.6	8-31	.258	0-0	.000	2-5	.400	42	2.1	13-0	3	10	2	1	18	0.9
1986-87	15-0	44-2.9	0-5	.000	0-0	.000	0-2	.000	13	0.9	5-0	2	3	0	1	0	0.0
Career	48-1	259-5.4	16-58	.276	0-0	.000	3-13	.231	81	1.7	28-0	7	16	3	2	35	0.7

Carey Kauffman #23

Year	G-GS	Min-Avg	FG-FGA	Pct	3P-3PA	Pct	FT-FTA	Pct	Reb	Avg	PF--FO	AST	TO	BS	ST	Pts	Avg
1991-92	26-3	295-11.3	49-110	.445	1-2	.500	22-32	.688	61	2.3	33-1	14	34	7	12	121	4.7
1992-93	27-27	790-29.3	136-288	.472	0-0	.000	54-72	.750	181	6.7	82-4	32	94	16	20	326	12.1
1993-94	27-19	679-25.1	142-274	.518	0-1	.000	59-87	.678	223	8.3	58-1	26	47	13	36	343	12.7
1994-95	31-31	993-32.0	179-383	.467	1-2	.500	79-96	.823	261	8.4	74-2	68	57	13	30	438	14.1
Career	111-80	2757-24.8	506-1055	.480	2-5	.400	214-287	.746	726	6.5	247-8	140	232	49	98	1228	11.1

Monika Kost #25

Year	G-GS	Min-Avg	FG-FGA	Pct	3P-3PA	Pct	FT-FTA	Pct	Reb	Avg	PF--FO	AST	TO	BS	ST	Pts	Avg
1987-88	28-0	263-9.4	20-37	.541	0-0	.000	23-34	.676	60	2.1	32-0	7	22	1	2	63	2.3
1989-90	28-25	890-31.8	108-212	.509	0-0	.000	90-142	.634	194	6.9	82-3	46	62	8	16	306	10.9
1990-91	27-27	822-30.4	94-182	.516	0-0	.000	89-147	.605	184	6.8	74-1	42	68	3	12	277	10.3
1991-92	29-28	833-28.7	112-203	.552	0-0	0.00	98-151	.649	174	6.0	70-2	39	62	3	17	322	11.1
Career	112-80	2808-25.1	334-634	.527	0-0	0.00	300-474	.633	612	5.5	258-6	134	214	15	47	968	8.6

Jenni Kraft #30

Year	G-GS	Min-Avg	FG-FGA	Pct	3P-3PA	Pct	FT-FTA	Pct	Reb	Avg	PF--FO	AST	TO	BS	ST	Pts	Avg
1988-89	28-3	564-20.1	125-245	.510	41-76	.539	90-100	.900	76	2.7	55-0	36	43	3	12	381	13.6
Career	28-3	564-20.1	125-245	.510	41-76	.539	90-100	.900	76	2.7	55-0	36	43	3	12	381	13.6

Vicki Krapohl #12

Year	G-GS	Min-Avg	FG-FGA	Pct	3P-3PA	Pct	FT-FTA	Pct	Reb	Avg	PF--FO	AST	TO	BS	ST	Pts	Avg
2000-01	21-0	117-5.6	8-20	.400	7-14	.500	5-7	.714	13	.6	11-0	18	15	1	9	28	1.3
2001-02	35-29	676-19.3	49-104	.471	46-97	.474	3-5	.600	74	2.1	21-0	94	44	1	40	147	4.2
2002-03	37-37	925-25.0	65-170	.382	59-155	.381	5-11	.455	65	1.8	37-1	98	52	1	43	194	5.2
2003-04	34-3	714-21.0	63-143	.441	59-137	.431	12-19	.632	61	1.8	29-0	80	30	1	40	197	5.8
Career	127-69	2432-19.1	185-437	.423	171-403	.424	25-42	.595	213	1.7	98-1	290	141	4	132	566	4.5

Barb Krause #44

Year	G-GS	Min-Avg	FG-FGA	Pct	3P-3PA	Pct	FT-FTA	Pct	Reb	Avg	PF--FO	AST	TO	BS	ST	Pts	Avg
1978-79	22-21	---	135-284	.475	0-0	.000	51-77	.662	237	10.8	57-0	26	0	0	0	321	14.6
1979-80	27-26	---	127-291	.436	0-0	.000	99-135	.733	251	9.3	84-5	22	0	0	0	535	13.1
1980-81	25-25	---	121-238	.508	0-0	.000	82-102	.804	244	9.8	79-2	37	0	0	0	324	13.0
Career	74-0	---	383-813	.471	0-0	.000	232-314	.739	732	9.9	220-7	85	0	0	0	998	13.5

Laura Kurz #3

Year	G-GS	Min-Avg	FG-FGA	Pct	3P-3PA	Pct	FT-FTA	Pct	Reb	Avg	PF--FO	AST	TO	BS	ST	Pts	Avg
2004-05	35-0	535-15.3	78-154	.506	33-73	.452	8-11	.727	78	2.2	61-1	28	40	21	23	197	5.6
2005-06	30-0	347-11.6	62-115	.539	23-52	.442	14-16	.875	73	2.4	35-0	13	19	7	18	161	5.4
Career	65-0	882-13.6	140-269	.520	56-125	.448	22-27	.815	151	2.3	97-1	41	59	28	41	358	5.5

Ellen Langhi #40

Year	G-GS	Min-Avg	FG-FGA	Pct	3P-3PA	Pct	FT-FTA	Pct	Reb	Avg	PF--FO	AST	TO	BS	ST	Pts	Avg
1985-86	30-0	370-12.6	59-131	.450	0-0	.000	15-25	.600	75	2.5	21-0	16	29	2	4	133	4.4
1986-87	28-1	246-8.8	34-93	.366	0-0	.000	9-15	.600	41	1.5	20-1	18	20	1	2	77	2.8
1987-88	28-5	418-14.9	59-159	.371	2-10	.200	13-23	.565	56	2.0	30-1	34	45	0	5	133	4.8
1988-89	28-28	765-27.3	104-281	.370	17-61	.279	40-51	.784	97	3.5	59-2	50	55	3	14	265	9.5
Career	114-34	1808-15.9	256-664	.386	19-71	.268	77-114	.675	269	2.4	130-4	118	149	6	25	608	5.3

Celeste Lavoie #11

Year	G-GS	Min-Avg	FG-FGA	Pct	3P-3PA	Pct	FT-FTA	Pct	Reb	Avg	PF-FO	AST	TO	BS	ST	Pts	Avg
1990-91	11-0	62-5.6	8024	.33	0-0	.000	3-4	.750	12	1.1	4-0	1	5	0	1	19	1.7
1991-92	29-29	792-27.3	157-305	.515	0-1	.000	556-89	.629	181	6.2	67-2	67	62	11	30	370	12.8
Career	40-29	854-21.4	165-329	.502	0-1	.000	59-93	.634	193	4.8	71-2	68	67	11	31	389	9.7

Sue Leonard #32

Year	G-GS	Min-Avg	FG-FGA	Pct	3P-3PA	Pct	FT-FTA	Pct	Reb	Avg	PF-FO	AST	TO	BS	ST	Pts	Avg
1978-79	14-0	---	7-32	.219	0-0	.000	6-10	.600	9	0.6	7-0	14	0	0	0	20	1.4
Career	14-0	---	7-32	.219	0-0	.000	6-10	.600	9	0.6	7-0	14	0	0	0	20	1.4

Tricia Liston #32

Year	G-GS	Min-Avg	FG-FGA	Pct	3P-3PA	Pct	FT-FTA	Pct	Reb	Avg	PF-FO	AST	TO	BS	ST	Pts	Avg
2010-11	32-2	384-12.0	60-131	.458	28-72	.389	29-42	.690	67	2.1	24-0	28	30	2	19	177	5.5
2011-12	33-17	871-26.4	134-276	.486	57-124	.460	72-83	.867	129	3.9	46-0	48	49	1	42	397	12.0
2012-13	36-28	1046-29.1	163-364	.448	80-172	.465	81-87	.931	182	5.1	90-0	52	72	3	35	487	13.5
2013-14	35-35	1098-31.4	209-398	.525	87-181	.481	98-115	.852	183	5.2	58-0	57	81	6	20	603	17.2
Career	136-82	3399-25.0	566-1169	.484	252-549	.459	280-327	.856	561	4.1	177-0	185	232	12	116	1664	12.2

Mary Lockey #24

Year	G-GS	Min-Avg	FG-FGA	Pct	3P-3PA	Pct	FT-FTA	Pct	Reb	Avg	PF-FO	AST	TO	BS	ST	Pts	Avg
1978-79	16-6	---	34-88	.386	0-0	.000	4-4	1.000	26	1.6	0-0	4	0	0	0	72	4.5
Career	16-6	---	34-88	.386	0-0	.000	4-4	1.000	26	1.6	0-0	4	0	0	0	72	4.5

Pam Markeiwicz #11

Year	G-GS	Min-Avg	FG-FGA	Pct	3P-3PA	Pct	FT-FTA	Pct	Reb	Avg	PF-FO	AST	TO	BS	ST	Pts	Avg
1978-79	21-5	---	38-82	.463	0-0	.000	8-11	.727	47	2.2	26-0	16	0	0	0	84	4.0
1979-80	21-1	---	19-41	.463	0-0	.000	4-4	1.000	10	.5	15-0	8	0	0	0	42	2.0
Career	42-6	---	57-123	.463	0-0	.000	12-15	.800	57	1.4	41-0	24	0	0	0	126	3.0

Kalita Marsh #15

Year	G-GS	Min-Avg	FG-FGA	Pct	3P-3PA	Pct	FT-FTA	Pct	Reb	Avg	PF-FO	AST	TO	BS	ST	Pts	Avg
2003-04	7-0	17-2.4	3-8	.375	1-2	.500	0-1	.000	4	.6	4-0	1	1	0	0	7	1.0
Career	7-0	17-2.4	3-8	.375	1-2	.500	0-1	.000	4	.6	4-0	1	1	0	0	7	1.0

Patti Martin #10

Year	G-GS	Min-Avg	FG-FGA	Pct	3P-3PA	Pct	FT-FTA	Pct	Reb	Avg	PF-FO	AST	TO	BS	ST	Pts	Avg
1981-82	11-4	---	7-20	.350	0-0	.000	1-2	.500	16	1.5	21-0	24	0	0	0	15	1.4
Career	11-4	---	7-20	.350	0-0	.000	1-2	.500	16	1.5	21-0	24	0	0	0	15	1.4

Kim Matthews #32

Year	G-GS	Min-Avg	FG-FGA	Pct	3P-3PA	Pct	FT-FTA	Pct	Reb	Avg	PF-FO	AST	TO	BS	ST	Pts	Avg
1978-79	22-19	---	65-164	.396	0-0	.000	53-81	.654	93	4.2	60-6	45	0	0	0	183	8.3
1919-80	27-9	---	60-159	.377	0-0	.000	65-101	.644	180	6.7	85-6	45	0	0	0	185	6.9
1980-81	17-7	---	29-72	.403	0-0	.000	41-54	.759	70	4.1	48-2	31	0	0	0	99	5.8
1981-82	28-10	---	48-101	.475	0-0	.000	49-62	.790	79	2.8	50-0	29	0	0	0	145	5.2
Career	94-45	---	202-496	.407	0-0	.000	208-298	.698	422	4.5	234-14	150	0	0	0	612	6.5

Erin Mathias #32

Year	G-GS	Min-Avg	FG-FGA	Pct	3P-3PA	Pct	FT-FTA	Pct	Reb	Avg	PF-FO	AST	TO	BS	ST	Pts	Avg
2014-15	27-0	235-8.7	16-43	.372	0-1	.000	12-20	.600	53	2.0	27-0	6	11	3	5	44	1.6
Career	27-0	235-8.7	16-43	.372	0-1	.000	12-20	.600	53	2.0	27-0	6	11	3	5	44	1.6

Michele Matyasovsky #41

Year	G-GS	Min-Avg	FG-FGA	Pct	3P-3PA	Pct	FT-FTA	Pct	Reb	Avg	PF-FO	AST	TO	BS	ST	Pts	Avg
1999-00	32-7	632-19.8	96-214	.449	12-41	.293	30-42	.714	98	3.1	75-2	28	59	14	11	234	7.3
2000-01	33-9	598-18.1	80-170	.471	8-23	.348	21-30	.700	96	2.9	93-3	25	54	19	22	189	5.7
2001-02	35-17	751-21.5	90-174	.517	14-39	.359	30-33	.909	130	3.7	79-2	34	47	16	25	224	6.4
2002-03	36-36	739-20.5	74-172	.430	13-45	.289	19-28	.679	126	3.5	87-1	43	33	19	32	180	5.0
Career	136-69	2720-20.0	340-730	.466	47-148	.318	100-133	.752	450	3.3	334-8	130	193	68	90	827	6.1

Tara McCarthy #10

Year	G-GS	Min-Avg	FG-FGA	Pct	3P-3PA	Pct	FT-FTA	Pct	Reb	Avg	PF--FO	AST	TO	BS	ST	Pts	Avg
1977-78	20-17	---	127-263	.483	0-0	.000	77-124	.621	107	5.4	0-0	65	0	0	0	331	16.6
1978-79	22-22	---	123-272	.452	0-0	.000	56-82	.683	66	3.0	49-0	72	0	0	0	302	13.7
1979-80	25-23	---	104-278	.374	0-0	.000	38-62	.613	73	2.9	45-0	75	0	0	0	246	9.8
Career	67-62	---	354-813	.435	0-0	.000	171-268	.638	246	3.7	94-0	212	0	0	0	879	13.1

Dana McDonald #33

Year	G-GS	Min-Avg	FG-FGA	Pct	3P-3PA	Pct	FT-FTA	Pct	Reb	Avg	PF--FO	AST	TO	BS	ST	Pts	Avg
1989-90	28-5	601-21.5	113-272	.415	36-98	.367	16-25	.640	55	2.0	55-1	31	57	0	22	278	9.9
1990-91	27-13	714-26.4	104-275	.378	18-65	.277	31-39	.795	62	2.3	62-2	44	50	2	28	257	9.5
1991-92	26-9	582-22.4	81-196	.413	10-49	.204	19-26	.731	47	1.8	47-0	42	41	3	37	191	7.3
1992-93	17-11	316-18.6	52-134	.388	13-30	.433	17-21	.810	44	2.6	38-2	28	34	1	14	134	7.9
Career	98-38	2213-22.6	350-877	.399	77-42	.318	83-111	.748	208	2.1	202-5	145	182	6	101	860	8.8

Pam McFarland #4

Year	G-GS	Min-Avg	FG-FGA	Pct	3P-3PA	Pct	FT-FTA	Pct	Reb	Avg	PF--FO	AST	TO	BS	ST	Pts	Avg
1988-89	10-0	23-2.3	0-1	.000	0-0	.000	0-1	.000	1	0.1	2-0	1	5	0	2	0	0.0
1989-90	18-0	18-1.0	2-9	.222	0-0	.000	2-4	.500	7	0.4	7-0	15	11	0	4	6	0.3
1990-91	28-16	433-15.5	8-26	.308	0-0	.000	12-25	.480	30	1.1	52-0	51	75	4	27	28	1.0
1991-92	24-10	232-9.7	3-15	.200	0-0	.000	1-4	.250	18	0.8	25-0	17	30	0	12	7	0.3
Career	80-26	706-8.8	13-51	.255	0-0	.000	15-34	.441	56	0.7	86-0	84	121	4	45	41	0.5

Jennifer McGinnis #33

Year	G-GS	Min-Avg	FG-FGA	Pct	3P-3PA	Pct	FT-FTA	Pct	Reb	Avg	PF--FO	AST	TO	BS	ST	Pts	Avg
1994-1995	13-0	82-6.3	12-28	.429	5-15	.333	5-9	.556	29	2.2	10-0	3	6	3	5	34	2.6
Career	13-0	82-6.3	12-28	.429	5-15	.333	5-9	.556	29	2.2	10-0	3	6	3	5	34	2.6

Heather McKaig #5

Year	G-GS	Min-Avg	FG-FGA	Pct	3P-3PA	Pct	FT-FTA	Pct	Reb	Avg	PF--FO	AST	TO	BS	ST	Pts	Avg
1990-91	10-0	25-2.5	1-4	.250	0-0	.000	0-0	.000	1	0.1	0-0	0	2	0	1	2	0.2
1991-92	13-0	37-2.8	4-7	.571	0-0	.000	3-4	.750	7	0.5	3-0	3	2	0	0	11	0.8
1992-93	3-0	---	0-1	.000	0-0	.000	0-0	.000	0	0.0	0-0	0	1	0	0	0	0.0
Career	26-0	62-2.7	5-12	.417	0-0	.000	3-4	.750	8	0.3	3-0	3	5	0	1	13	0.5

Jackie McKisson #54

Year	G-GS	Min-Avg	FG-FGA	Pct	3P-3PA	Pct	FT-FTA	Pct	Reb	Avg	PF--FO	AST	TO	BS	ST	Pts	Avg
1989-90	25-0	191-7.6	27-51	.529	0-0	.000	18-26	.692	43	1.7	30-0	3	18	1	3	72	2.9
Career	25-0	191-7.6	27-51	.529	0-0	.000	18-26	.692	43	1.7	30-0	3	18	1	3	72	2.9

Nazrawit Medhanie #5

Year	G-GS	Min-Avg	FG-FGA	Pct	3P-3PA	Pct	FT-FTA	Pct	Reb	Avg	PF--FO	AST	TO	BS	ST	Pts	Avg
1995-96	29-5	392-13.5	37-84	.440	25-60	.417	11-16	.688	34	1.2	60-3	44	46	0	25	110	3.8
1996-97	26-0	361-13.9	29-65	.446	26-55	.473	3-7	.429	60	2.3	40-1	23	39	0	12	87	3.3
1997-98	27-0	340-12.6	27-102	.265	22-82	.268	26-32	.813	47	1.7	33-0	22	29	0	20	102	3.8
1998-99	26-1	326-12.5	27-74	.365	17-54	.315	14-27	.519	37	1.4	43-2	28	32	1	15	85	3.3
Career	108-6	1419-13.1	120-325	.369	90-251	.359	54-82	.659	178	1.6	176-6	117	146	1	72	384	3.4

Katie Meier #31

Year	G-GS	Min-Avg	FG-FGA	Pct	3P-3PA	Pct	FT-FTA	Pct	Reb	Avg	PF--FO	AST	TO	BS	ST	Pts	Avg
1985-86	30-5	725-24.8	168-339	.496	0-0	.000	102-138	.739	148	4.9	84-4	84	87	11	58	438	14.6
1986-87	29-29	978-33.7	196-408	.480	0-0	.000	98-150	.653	151	5.2	76-3	129	106	11	68	490	16.9
1987-88	22-17	578-26.3	110-237	.464	4-17	.235	80-107	.748	123	5.6	50-1	83	69	15	54	304	13.8
1989-90	28-28	1009-36.0	179-390	.459	4-15	.267	167-229	.729	248	8.9	83-2	113	99	16	52	529	18.9
Career	109-79	3310-30.4	653-1374	.475	8-32	.250	447-624	.716	670	6.1	293-10	409	361	53	232	1761	16.2

Kristina Meiman #21

Year	G-GS	Min-Avg	FG-FGA	Pct	3P-3PA	Pct	FT-FTA	Pct	Reb	Avg	PF--FO	AST	TO	BS	ST	Pts	Avg
1991-92	15-0	79-5.3	7-21	.333	2-3	.667	2-3	.667	10	0.7	2-0	10	5	0	3	18	1.2
1992-93	25-14	396-15.8	57-127	.449	12-33	.364	45-53	.849	46	1.8	25-1	27	32	2	16	171	6.8
1993-94	26-3	326-12.5	53-123	.431	27-64	.422	39-49	.796	42	1.6	34-0	43	36	0	18	172	6.6
1994-95	30-1	401-13.4	54-125	.432	25-67	.373	26-36	.722	76	2.5	49-0	39	34	0	12	159	5.3
Career	96-18	1202-12.5	171-396	.432	66-167	.395	112-141	.794	174	1.8	110-1	119	107	2	49	520	5.4

Candy Mikels #14

Year	G-GS	Min-Avg	FG-FGA	Pct	3P-3PA	Pct	FT-FTA	Pct	Reb	Avg	PF-FO	AST	TO	BS	ST	Pts	Avg
1981-82	27-2	---	47-113	.416	0-0	.000	36-49	.735	90	3.3	49-0	6	0	0	0	130	4.8
1982-83	25-0	206-8.2	56-123	.455	0-0	.000	30-52	.577	80	3.2	60-2	11	43	2	9	142	5.7
1983-84	27-19	708-26.2	136-292	.466	0-0	.000	115-157	.732	171	6.3	91-6	21	84	9	20	387	14.3
1984-85	27-26	829-30.7	135-314	.430	0-0	.000	69-93	.742	213	7.9	32-0	71	73	13	29	339	12.6
Career	106-47	1743-22.1	374-842	.444	0-0	.000	250-351	.712	554	5.2	232-8	109	200	24	58	998	9.4

Brittany Mitch #22

Year	G-GS	Min-Avg	FG-FGA	Pct	3P-3PA	Pct	FT-FTA	Pct	Reb	Avg	PF-FO	AST	TO	BS	ST	Pts	Avg
2005-06	3-0	43-14.3	4-8	.500	1-4	.250	0-1	.000	4	1.3	6-0	10	7	1	4	9	3.0
2006-07	33-0	492-14.9	42-94	.447	13-44	.295	13-26	.500	64	1.9	48-0	37	29	3	35	110	3.3
2007-08	23-5	232-10.1	20-49	.408	4-22	.182	3-6	.500	20	0.9	21-0	24	15	1	19	47	2.0
Career	59-5	767-13.0	66-151	.437	18-70	.257	16-33	.485	88	1.5	75-0	71	51	5	58	166	2.8

Bridgette Mitchell #15

Year	G-GS	Min-Avg	FG-FGA	Pct	3P-3PA	Pct	FT-FTA	Pct	Reb	Avg	PF-FO	AST	TO	BS	ST	Pts	Avg
2006-07	33-0	405-12.3	64-124	.516	1-2	.500	33-2	.786	133	4.0	59-0	17	33	10	32	162	4.9
2007-08	29-6	279-9.6	28-78	.359	2-10	.200	17-33	.515	75	2.6	31-0	23	22	5	14	75	2.6
2008-09	33-11	411-12.5	56-134	.418	4-12	.333	31-41	.756	119	3.6	57-0	18	36	12	25	147	4.5
2009-10	36-26	743-20.6	118-264	.447	11-41	.268	55-69	.797	165	4.6	95-1	39	63	20	56	302	8.4
Career	131-43	266-600	266-600	.443	18-65	.278	136-185	.735	492	3.8	242-1	97	154	47	127	686	5.2

Sue Monroe #31

Year	G-GS	Min-Avg	FG-FGA	Pct	3P-3PA	Pct	FT-FTA	Pct	Reb	Avg	PF-FO	AST	TO	BS	ST	Pts	Avg
1977-78	12-1	---	2-11	.182	0-0	.000	4-4	1.000	6	0.5	0-0	0	0	0	0	8	0.7
1978-79	15-1	---	5-18	.278	0-0	.000	4-6	.667	11	0.7	15-0	4	0	0	0	14	0.9
1979-80	23-0	---	6-10	.600	0-0	.000	6-9	.667	16	0.7	15-0	8	0	0	0	18	0.8
Career	50-2	---	13-39	.333	0-0	.000	14-19	.737	33	0.7	30-0	12	0	0	0	40	0.8

Sierra Moore #5

Year	G-GS	Min-Avg	FG-FGA	Pct	3P-3PA	Pct	FT-FTA	Pct	Reb	Avg	PF-FO	AST	TO	BS	ST	Pts	Avg
2012-13	25-0	194-7.8	26-58	.448	0-0	.000	11-22	.500	24	1.0	21-0	12	6	2	11	63	2.5
Career	25-0	194-7.8	26-58	.448	0-0	.000	11-22	.500	24	1.0	21-0	12	6	2	11	63	2.5

Chris Moreland #24

Year	G-GS	Min-Avg	FG-FGA	Pct	3P-3PA	Pct	FT-FTA	Pct	Reb	Avg	PF-FO	AST	TO	BS	ST	Pts	Avg
1984-85	25-25	797-31.9	163-288	.566	---	---	113-160	.706	238	9.5	75-2	32	68	10	18	439	17.6
1985-86	30-29	917-30.6	254-438	.580	---	---	183-267	.685	354	11.8	78-1	20	74	9	25	691	23.0
1986-87	28-27	944-33.7	219-396	.553	---	---	148-222	.667	294	10.5	76-0	39	69	5	24	586	20.9
1987-88	28-28	891-31.8	192-326	.589	0-0	.000	132-219	.603	343	12.3	83-3	28	66	4	27	516	18.4
Career	111-109	3549-32.0	828-1448	.572	0-0	.000	576-868	.664	1229	11.1	312-6	119	277	28	94	2232	20.1

Dana Morgan #14

Year	G-GS	Min-Avg	FG-FGA	Pct	3P-3PA	Pct	FT-FTA	Pct	Reb	Avg	PF-FO	AST	TO	BS	ST	Pts	Avg
2003-04	10-0	38-3.8	4-10	.400	2-5	.400	0-0	.000	2	0.2	5-0	1	3	0	6	10	1
Career	10-0	38-3.8	4-10	.400	2-5	.400	0-0	.000	2	0.2	5-0	1	3	0	6	10	1

Leigh Morgan #20

Year	G-GS	Min-Avg	FG-FGA	Pct	3P-3PA	Pct	FT-FTA	Pct	Reb	Avg	PF-FO	AST	TO	BS	ST	Pts	Avg
1986-87	22-0	139-6.3	10-29	.345	0-0	.000	6-8	.750	8	0.4	12-0	16	23	1	4	26	1.2
1987-88	28-26	892-31.9	59-145	.407	16-50	.320	37-50	.740	55	2.0	58-1	93	87	1	30	171	6.1
1988-89	28-25	869-31.0	65-160	.406	29-69	.420	28-36	.778	65	2.3	66-3	118	72	0	26	187	6.7
1989-90	28-28	994-35.5	68-180	.378	45-110	.409	23-28	.821	63	2.3	60-2	113	88	1	26	204	7.3
Career	106-79	2894-27.8	202-514	.393	90-229	.393	94-122	.770	191	1.8	196-6	340	270	3	86	588	5.7

Tarlough Morgan #44

Year	G-GS	Min-Avg	FG-FGA	Pct	3P-3PA	Pct	FT-FTA	Pct	Reb	Avg	PF-FO	AST	TO	BS	ST	Pts	Avg
1977-78	4-0	---	0-1	.000	0-0	.000	0-0	.000	0	0	0	0	0	0	0	0	0.0
Career	4-0	---	0-1	.000	0-0	.000	0-0	.000	0	0	0	0	0	0	0	0	0.0

Sheana Mosch #3

Year	G-GS	Min-Avg	FG-FGA	Pct	3P-3PA	Pct	FT-FTA	Pct	Reb	Avg	PF-FO	AST	TO	BS	ST	Pts	Avg
1999-00	34-18	846-24.9	107-249	.430	11-28	.393	82-101	.812	112	3.3	49-1	65	67	3	51	307	9.0
2000-01	34-34	915-26.9	129-276	.467	7-18	.389	99-125	.792	154	4.5	41-0	66	60	5	42	364	10.7
2001-02	35-15	868-24.8	109-243	.449	12-39	.308	90-108	.833	123	3.5	46-1	86	57	5	33	320	9.1
2002-03	37-6	739-20.0	103-240	.429	11-38	.289	75-102	.735	111	3.0	48-0	54	39	3	57	292	7.9
Career	140-73	3368-24.1	448-1008	.444	41-123	.333	346-436	.794	500	3.6	184-2	271	223	16	183	1283	9.2

Kira Orr #12

Year	G-GS	Min-Avg	FG-FGA	Pct	3P-3PA	Pct	FT-FTA	Pct	Reb	Avg	PF-FO	AST	TO	BS	ST	Pts	Avg
1993-94	27-0	466-17.3	44-115	.383	7-31	.226	19-35	.543	49	1.8	47-0	56	73	1	28	114	4.2
1994-95	30-29	974-32.5	125-330	.379	28-91	.308	54-81	.667	121	4.0	73-1	126	103	1	57	332	11.1
1995-96	33-33	1151-34.9	155-371	.418	42-133	.316	82-113	.726	173	5.2	54-0	170	112	0	60	434	13.2
1996-97	29-29	984-33.9	176-419	.420	56-161	.348	100-120	.833	162	5.6	57-0	93	96	3	59	508	17.5
Career	119-91	3575-30.0	500-1235	.405	133-416	.320	255-349	.731	505	4.2	231-1	445	384	5	204	1388	11.7

Rochelle Parent #4

Year	G-GS	Min-Avg	FG-FGA	Pct	3P-3PA	Pct	FT-FTA	Pct	Reb	Avg	PF-FO	AST	TO	BS	ST	Pts	Avg
1997-98	23-3	279-12.1	33-55	.600	1-2	.500	25-47	.532	89	3.9	36-1	23	27	3	13	92	4.0
1998-99	32-10	442-13.8	52-80	.650	0-0	.000	27-38	.711	108	3.4	67-2	22	35	8	28	131	4.1
1999-00	32-30	764-23.9	66-114	.579	0-0	.000	49-65	.754	218	6.8	118-9	47	64	13	45	181	5.7
2000-01	34-34	887-26.1	63-120	.525	0-1	.000	51-89	.573	205	6.0	107-6	58	61	33	57	177	5.2
Career	121-77	2372-19.6	214-369	.580	1-3	.333	152-239	.636	620	5.1	328-18	150	187	57	143	581	4.8

Haley Peters #33

Year	G-GS	Min-Avg	FG-FGA	Pct	3P-3PA	Pct	FT-FTA	Pct	Reb	Avg	PF-FO	AST	TO	BS	ST	Pts	Avg
2010-11	36-9	635-17.6	97-186	.522	6-21	.286	25-34	.735	131	3.6	76-1	24	64	7	16	225	6.3
2011-12	33-33	902-27.3	155-303	.512	18-41	.439	29-39	.744	186	5.6	82-2	44	82	9	44	357	10.8
2012-13	36-36	1083-30.1	184-363	.507	27-57	.474	43-56	.768	273	7.6	91-5	67	97	17	40	438	12.2
2013-14	31-31	966-31.2	143-307	.466	18-56	.321	43-63	.683	236	7.6	61-0	54	82	6	39	347	11.2
Career	136-109	3586-26.4	579-1159	.500	69-175	.394	140-192	.729	826	6.1	310-8	189	325	39	139	1367	10.1

Marcy Peterson #22

Year	G-GS	Min-Avg	FG-FGA	Pct	3P-3PA	Pct	FT-FTA	Pct	Reb	Avg	PF-FO	AST	TO	BS	ST	Pts	Avg
1988-89	27-1	474-17.6	75-201	.373	2-12	.167	39-58	.672	120	4.4	49-0	16	32	10	19	191	7.1
1989-90	27-22	739-27.4	97-254	.382	1-6	.167	28-59	.475	137	5.1	55-3	26	48	6	31	223	8.3
Career	54-23	1213-22.5	172-455	.378	3-18	.167	67-117	.573	257	4.8	104-3	42	80	16	50	414	7.7

Mary Ann Puckett #55

Year	G-GS	Min-Avg	FG-FGA	Pct	3P-3PA	Pct	FT-FTA	Pct	Reb	Avg	PF-FO	AST	TO	BS	ST	Pts	Avg
1993-94	5-0	30-6.0	7-9	.778	0-0	.000	2-4	.500	7	1.4	6-0	2	1	1	0	16	3.2
Career	5-0	30-6.0	7-9	.778	0-0	.000	2-4	.500	7	1.4	6-0	2	1	1	0	16	3.2

Kathy Radabaugh #30

Year	G-GS	Min-Avg	FG-FGA	Pct	3P-3PA	Pct	FT-FTA	Pct	Reb	Avg	PF-FO	AST	TO	BS	ST	Pts	Avg
1985-86	12-0	36-3.0	1-1	1.000	0-0	.000	2-5	.400	1	0.1	0-0	2	2	0	0	4	0.3
Career	12-0	36-3.0	1-1	1.000	0-0	.000	2-5	.400	1	0.1	0-0	2	2	0	0	4	0.3

Holly Reid #41

Year	G-GS	Min-Avg	FG-FGA	Pct	3P-3PA	Pct	FT-FTA	Pct	Reb	Avg	PF-FO	AST	TO	BS	ST	Pts	Avg
1979-80	23-0	---	16-48	.333	0-0	.000	10-18	.556	31	1.3	13-0	1.3	0	0	0	42	1.8
1980-81	19-1	---	17-38	.447	0-0	.000	6-9	.667	31	1.6	15-0	6	0	0	0	40	2.1
Career	42-1	---	33-86	.384	0-0	.000	16-27	.593	62	1.5	28-0	9	0	0	0	82	2.0

Lauren Rice #40

Year	G-GS	Min-Avg	FG-FGA	Pct	3P-3PA	Pct	FT-FTA	Pct	Reb	Avg	PF-FO	AST	TO	BS	ST	Pts	Avg
1996-97	28-4	356-12.7	29-70	.414	12-29	.414	21-28	.750	78	2.8	43-1	17	34	2	17	91	3.3
1997-98	32-6	556-17.4	58-138	.420	8-30	.267	71-98	.724	163	5.1	51-1	39	51	1	20	195	6.1
1998-99	32-3	533-16.7	47-115	.409	8-26	.308	74-92	.804	131	4.1	55-0	39	52	6	35	176	5.5
1999-00	34-32	1010-29.7	99-233	.425	37-104	.356	93-124	.750	234	6.9	81-3	109	96	8	60	328	9.6
Career	126-45	2455-19.5	233-556	.419	65-189	.344	259-342	.757	606	4.8	230-5	204	233	17	132	790	6.3

Mercedes Riggs #12

Year	G-GS	Min-Avg	FG-FGA	Pct	3P-3PA	Pct	FT-FTA	Pct	Reb	Avg	PF-FO	AST	TO	BS	ST	Pts	Avg
2014-15	32-2	415-13.0	16-59	.271	15-54	.278	4-7	.571	27	0.8	26-0	29	22	1	16	51	1.6
Career	32-2	415-13.0	16-59	.271	15-54	.278	4-7	.571	27	0.8	26-0	29	22	1	16	51	1.6

Teri Rodgers #3

Year	G-GS	Min-Avg	FG-FGA	Pct	3P-3PA	Pct	FT-FTA	Pct	Reb	Avg	PF--FO	AST	TO	BS	ST	Pts	Avg
1987-88	20-0	134-6.7	5-12	.417	0-2	.000	4-7	.571	9	0.5	6-0	18	21	0	2	14	0.7
1988-89	17-0	79-4.6	0-5	.000	0-1	.000	5-7	.714	7	0.4	2-0	9	8	0	3	5	0.3
1989-90	18-0	45-2.5	0-1	.000	0-0	.000	4-6	.667	3	0.2	5-0	2	8	0	1	4	0.2
Career	55-0	258-4.7	5-18	.278	0-3	.000	13-20	.650	19	0.3	13-0	29	37	0	6	23	0.4

Alexis Rogers #32

Year	G-GS	Min-Avg	FG-FGA	Pct	3P-3PA	Pct	FT-FTA	Pct	Reb	Avg	PF--FO	AST	TO	BS	ST	Pts	Avg
2009-10	24-0	125-5.2	15-36	.417	0-8	.000	5-7	.714	38	1.6	20-0	8	13	1	8	35	1.5
Career	24-0	125-5.2	15-36	.417	0-8	.000	5-7	.714	38	1.6	20-0	8	13	1	8	35	1.5

Jennifer Rokus #42

Year	G-GS	Min-Avg	FG-FGA	Pct	3P-3PA	Pct	FT-FTA	Pct	Reb	Avg	PF--FO	AST	TO	BS	ST	Pts	Avg
1979-80	16-0	---	2-9	.222	0-0	.000	3-5	.600	8	0.5	3-0	1	0	0	0	7	0.4
Career	16-0	---	2-9	.222	0-0	.000	3-5	.600	8	0.5	3-0	1	0	0	0	7	0.4

Claire Rose #20

Year	G-GS	Min-Avg	FG-FGA	Pct	3P-3PA	Pct	FT-FTA	Pct	Reb	Avg	PF--FO	AST	TO	BS	ST	Pts	Avg
1979-80	27-0	---	50-135	.370	0-0	.000	24-38	.632	34	1.3	27-0	34	0	0	0	124	4.6
1980-81	24-14	---	96-241	.398	0-0	.000	31-41	.756	42	1.8	53-2	97	0	0	0	223	9.3
1981-82	29-21	---	95-240	.396	0-0	.000	51-65	.785	40	1.4	59-0	122	0	0	0	241	8.3
1982-83	25-20	405-16.2	66-160	.413	0-0	.000	54-63	.857	38	1.5	44-0	82	45	3	27	186	7.4
Career	105-55	405-16.2	307-776	.396	0-0	.000	160-207	.773	154	1.5	183-2	335	45	3	27	774	7.4

Jennifer Scanlon #13

Year	G-GS	Min-Avg	FG-FGA	Pct	3P-3PA	Pct	FT-FTA	Pct	Reb	Avg	PF--FO	AST	TO	BS	ST	Pts	Avg
1992-93	27-4	592-21.9	102-255	.400	25-63	.397	40-68	.588	76	2.8	42-0	34	49	2	22	269	10.0
1993-94	27-25	676-25.0	118-267	.442	35-95	.368	45-59	.769	70	2.6	44-0	52	55	7	32	316	11.7
1994-95	31-31	947-30.5	142-337	.421	51-131	.389	69-100	.690	108	3.5	61-1	66	80	1	37	404	13.0
1995-96	33-33	1089-33.0	140-347	.403	48-131	.366	60-88	.682	136	4.1	60-1	107	70	2	31	388	11.8
Career	118-93	3304-28.0	502-1206	.416	159-420	.379	214-315	.679	390	3.3	207-2	259	254	12	122	1377	11.7

Kathleen Scheer #24

Year	G-GS	Min-Avg	FG-FGA	Pct	3P-3PA	Pct	FT-FTA	Pct	Reb	Avg	PF--FO	AST	TO	BS	ST	Pts	Avg
2008-09	22-0	134-6.1	20-56	.357	12-30	.400	2-6	.333	31	1.4	17-0	5	14	6	10	54	2.5
2009-10	29-0	190-6.6	22-74	.297	11-51	.216	11-17	.647	33	1.1	10-0	9	15	4	9	66	2.3
2010-11	36-15	458-12.7	44-127	.346	14-48	.292	15-24	.625	98	2.7	66-1	30	27	26	23	117	3.3
2011-12	33-3	387-11.7	39-93	.419	6-30	.200	12-17	.706	88	2.7	41-0	19	28	18	19	96	2.9
Career	120-18	1169-9.7	125-350	.357	43-159	.270	40-64	.625	250	2.1	134-1	63	84	54	61	333	2.8

Georgia Schweitzer #23

Year	G-GS	Min-Avg	FG-FGA	Pct	3P-3PA	Pct	FT-FTA	Pct	Reb	Avg	PF--FO	AST	TO	BS	ST	Pts	Avg
1997-98	32-15	816-25.5	85-205	.415	37-104	.356	40-54	.741	89	2.8	47-0	73	52	4	41	247	7.7
1998-99	36-32	958-26.6	132-270	.489	40-96	.417	56-83	.675	147	4.1	63-0	103	83	14	35	360	10.0
1999-00	34-34	1069-31.4	187-408	.458	60-149	.403	98-127	.772	136	4.0	42-0	112	83	12	45	532	15.6
2000-01	34-34	1100-32.4	175-365	.479	65-155	.419	66-94	.702	161	4.7	58-0	140	92	11	50	481	14.1
Career	136-115	3943-29.0	579-1248	.464	202-504	.401	260-358	.726	533	3.9	210-0	428	310	41	171	1620	11.9

Shay Selby #3

Year	G-GS	Min-Avg	FG-FGA	Pct	3P-3PA	Pct	FT-FTA	Pct	Reb	Avg	PF--FO	AST	TO	BS	ST	Pts	Avg
2008-09	26-0	233-9.0	25-58	.431	10-24	.417	10-18	.556	20	0.8	21-0	13	28	2	15	70	2.7
2009-10	35-0	382-10.9	37-93	.398	16-48	.333	15-20	.750	52	1.5	32-0	36	28	3	32	105	3.0
2010-11	34-10	443-13.0	49-125	.392	23-57	.404	7-10	.700	51	1.5	32-0	49	32	1	30	128	3.8
2011-12	27-18	694-25.7	69-170	.406	17-63	.270	30-39	.769	82	3.0	45-0	69	53	5	45	185	6.9
Career	122-28	1752-14.4	180-446	.404	66-192	.344	62-87	.713	205	1.7	130-0	167	141	11	122	488	4.0

Brooke Smith #22

Year	G-GS	Min-Avg	FG-FGA	Pct	3P-3PA	Pct	FT-FTA	Pct	Reb	Avg	PF--FO	AST	TO	BS	ST	Pts	Avg
2002-03	25-0	233-9.3	34-64	.531	0-1	.000	17-26	.654	62	2.5	16-0	9	16	11	11	85	3.4
Career	25-0	233-9.3	34-64	.531	0-1	.000	17-26	.654	62	2.5	16-0	9	16	11	11	85	3.4

Wanisha Smith #23

Year	G-GS	Min-Avg	FG-FGA	Pct	3P-3PA	Pct	FT-FTA	Pct	Reb	Avg	PF--FO	AST	TO	BS	ST	Pts	Avg
2004-05	36-35	1163-32.3	134-312	.429	41-100	.410	85-118	.720	101	2.8	80-3	154	134	3	61	394	10.9
2005-06	35-20	738-21.1	98-224	.438	20-63	.317	43-61	.705	96	2.7	56-2	121	74	4	42	259	7.4
2006-07	34-34	930-27.4	105-251	.418	27-75	.360	83-110	.755	147	4.3	48-0	135	89	3	36	320	9.4
2007-08	30-30	825-27.5	90-259	.347	30-98	.306	73-96	.760	94	3.1	44-0	86	78	1	28	283	9.4
Career	135-119	3656-27.1	427-1046	.408	118-336	.351	284-385	.738	438	3.2	228-5	496	375	11	167	1256	9.3

Amy Smolens #22

Year	G-GS	Min-Avg	FG-FGA	Pct	3P-3PA	Pct	FT-FTA	Pct	Reb	Avg	PF--FO	AST	TO	BS	ST	Pts	Avg
1977-78	4-0	---	1-1	1.000	0-0	.000	0-0	.000	0	0.0	0-0	0	0	0	0	2	0.5
Career	4-0	---	1-1	1.000	0-0	.000	0-0	.000	0	0.0	0-0	0	0	0	0	2	0.5

Carolyn Sonzogni #22

Year	G-GS	Min-Avg	FG-FGA	Pct	3P-3PA	Pct	FT-FTA	Pct	Reb	Avg	PF--FO	AST	TO	BS	ST	Pts	Avg
1983-84	21-0	202-9.6	41-95	.432	0-0	.000	22-32	.688	23	1.1	24-0	12	27	0	12	104	5.0
1984-85	21-0	136-6.5	17-45	.378	0-0	.000	11-18	.611	16	0.8	15-0	10	20	2	5	45	2.1
1985-86	30-4	551-18.4	66-142	.465	0-0	.000	49-65	.754	32	1.1	63-2	63	79	4	40	181	6.0
1986-87	29-16	667-23.0	71-153	.464	0-0	.000	29-46	.630	41	1.4	72-4	87	91	2	44	171	5.9
Career	101-20	1556-15.4	195-435	.448	0-0	.000	111-161	.689	112	1.1	174-6	172	217	8	101	501	5.0

Alice Steuby #13

Year	G-GS	Min-Avg	FG-FGA	Pct	3P-3PA	Pct	FT-FTA	Pct	Reb	Avg	PF--FO	AST	TO	BS	ST	Pts	Avg
1989-90	7-0	19-2.7	2-2	1.000	0-0	.000	0-2	.000	5	0.7	1-0	0	2	0	0	4	0.6
Career	7-0	19-2.7	2-2	1.000	0-0	.000	0-2	.000	5	0.7	1-0	0	2	0	0	4	0.6

Azurá Stevens #11

Year	G-GS	Min-Avg	FG-FGA	Pct	3P-3PA	Pct	FT-FTA	Pct	Reb	Avg	PF--FO	AST	TO	BS	ST	Pts	Avg
2014-15	33-26	950-28.8	194-379	.512	13-46	.283	65-109	.596	271	8.2	55-0	56	85	30	35	466	14.1
Career	33-26	950-28.8	194-379	.512	13-46	.283	65-109	.596	271	8.2	55-0	56	85	30	35	466	14.1

Sarah Sullivan #11

Year	G-GS	Min-Avg	FG-FGA	Pct	3P-3PA	Pct	FT-FTA	Pct	Reb	Avg	PF--FO	AST	TO	BS	ST	Pts	Avg
1982-83	25-23	313-12.5	73-158	.462	0-0	.000	17-46	.370	140	5.6	83-5	11	20	68	3	163	6.5
1983-84	3-1	15-5.0	0-3	.000	0-0	.000	0-2	.000	4	1.3	7-0	0	2	2	1	0	0.0
1984-85	26-26	621-23.9	71-164	.433	0-0	.000	41-61	.672	139	5.3	93-5	38	52	37	7	183	7.0
1985-86	30-30	756-25.2	79-202	.391	0-0	.000	37-69	.536	214	7.1	112-6	27	44	58	16	195	6.5
1986-87	29-24	661-22.8	53-115	.461	0-0	.000	36-58	.621	174	6.0	105-7	30	48	45	17	142	4.9
Career	113-104	2366-20.9	276-642	.430	0-0	.000	131-236	.555	671	5.9	400-23	106	166	210	44	683	6.0

Sigrid Taylor #41

Year	G-GS	Min-Avg	FG-FGA	Pct	3P-3PA	Pct	FT-FTA	Pct	Reb	Avg	PF--FO	AST	TO	BS	ST	Pts	Avg
1977-78	13-0	0-0.0	2-8	.250	0-0	.000	3-10	.300	13	1.0	0-0	1	0	0	0	7	0.5
Career	13-0	0-0.0	2-8	.250	0-0	.000	3-10	.300	13	1.0	0-0	1	0	0	0	7	0.5

Kathy Tenney #22

Year	G-GS	Min-Avg	FG-FGA	Pct	3P-3PA	Pct	FT-FTA	Pct	Reb	Avg	PF--FO	AST	TO	BS	ST	Pts	Avg
1980-81	5-0	---	0-0	.000	0-0	.000	1-2	.500	0	0.0	1-0	0	0	0	0	1	0.2
Career	5-0	---	0-0	.000	0-0	.000	1-2	.500	0	0.0	1-0	0	0	0	0	1	0.2

Jasmine Thomas #5

Year	G-GS	Min-Avg	FG-FGA	Pct	3P-3PA	Pct	FT-FTA	Pct	Reb	Avg	PF--FO	AST	TO	BS	ST	Pts	Avg
2007-08	35-20	884-25.3	112-319	.351	24-97	.247	29-48	.604	98	2.8	55-0	82	88	30	52	277	7.9
2008-09	30-28	885-29.5	112-310	.361	28-98	.286	55-74	.743	82	2.7	48-0	98	78	7	50	307	10.2
2009-10	36-36	1168-32.4	206-532	.387	63-177	.356	102-129	.791	153	4.3	63-0	146	115	7	100	577	16.0
2010-11	36-36	1172-32.6	199-513	.388	65-166	.392	80-121	.661	139	3.9	57-0	123	104	20	85	543	15.1
Career	137-120	4109-30.0	629-1674	.376	180-538	.335	266-372	.715	472	3.4	223-0	449	385	64	287	1704	12.4

Krystal Thomas #34

Year	G-GS	Min-Avg	FG-FGA	Pct	3P-3PA	Pct	FT-FTA	Pct	Reb	Avg	PF--FO	AST	TO	BS	ST	Pts	Avg
2007-08	30-0	359-12.0	52-112	.464	0-0	.000	26-42	.619	105	3.5	47-0	13	44	35	14	130	4.3
2008-09	33-0	383-11.6	50-118	.424	0-0	.000	42-63	.667	133	4.0	38-1	7	48	32	9	142	4.3
2009-10	36-26	852-23.7	100-199	.503	0-2	.000	64-112	.571	238	6.6	78-1	30	73	70	21	264	7.3
2010-11	36-36	981-27.3	109-231	.472	0-0	.000	57-104	.548	300	8.3	75-1	42	79	59	41	275	7.6
Career	135-62	2575-19.1	311-600	.471	0-2	.000	189-321	.589	779	5.7	238-3	92	244	196	85	811	6.0

Patti Thomasson #11, #12

Year	G-GS	Min-Avg	FG-FGA	Pct	3P-3PA	Pct	FT-FTA	Pct	Reb	Avg	PF--FO	AST	TO	BS	ST	Pts	Avg
1979-80	27-27	---	84-215	.391	0-0	.000	16-21	.762	77	2.9	69-4	93	0	0	0	184	6.8
1980-81	25-13	---	40-104	.385	0-0	.000	16-21	.762	35	1.4	61-4	93	0	0	0	96	3.8
Career	52-40	---	124-319	.389	0-0	.000	35-42	.762	112	2.2	130-8	186	0	0	0	280	5.4

Iciss Tillis #33

Year	G-GS	Min-Avg	FG-FGA	Pct	3P-3PA	Pct	FT-FTA	Pct	Reb	Avg	PF--FO	AST	TO	BS	ST	Pts	Avg
2000-01	34-25	829-24.4	118-270	.437	27-74	.365	29-40	.725	188	5.5	86-2	60	70	40	54	292	8.6
2001-02	34-33	1032-30.4	197-436	.452	30-89	.337	62-91	.681	271	8.0	91-2	94	99	30	79	486	14.3
2002-03	37-37	1128-30.5	212-476	.445	47-122	.385	64-80	.800	273	7.4	93-3	79	91	38	80	535	14.5
2003-04	32-32	897-28.0	146-355	.411	24-82	.293	83-96	.865	214	6.7	82-3	68	61	43	57	399	12.5
Career	137-127	3886-28.4	673-1537	.438	128-367	.349	238-307	.775	946	6.9	352-10	301	321	151	270	1712	12.5

Michele Van Gorp #31

Year	G-GS	Min-Avg	FG-FGA	Pct	3P-3PA	Pct	FT-FTA	Pct	Reb	Avg	PF--FO	AST	TO	BS	ST	Pts	Avg
1997-98	32-22	333-10.4	131-233	.562	6-19	.316	65-95	.684	130	4.1	82-2	23	71	22	12	333	10.4
1998-99	36-36	933-25.9	258-416	.620	2-8	.250	92-153	.601	197	5.5	97-5	40	95	36	21	610	16.9
Career	68-58	1266-18.6	389-649	.599	8-27	.296	157-248	.633	327	4.8	179-7	63	166	58	33	943	13.9

Allison Vernerey #43

Year	G-GS	Min-Avg	FG-FGA	Pct	3P-3PA	Pct	FT-FTA	Pct	Reb	Avg	PF--FO	AST	TO	BS	ST	Pts	Avg
2009-10	36-5	673-18.7	98-201	.488	0-0	.000	46-87	.529	175	4.9	72-3	16	74	29	21	242	6.7
2010-11	36-11	671-18.6	89-189	.471	0-0	.000	35-83	.422	146	4.1	62-0	24	57	23	35	213	5.9
2011-12	33-1	492-14.9	75-134	.560	0-0	.000	24-59	.407	102	3.1	47-0	30	38	20	20	174	5.3
2012-13	35-6	491-14.0	51-99	.515	0-0	.000	5-28	.179	92	2.6	54-1	38	34	37	28	107	3.1
Career	140-23	2327-16.6	313-623	.502	0-0	.000	110-257	.428	515	3.7	235-4	108	203	109	104	736	5.3

Margo Walsh #31

Year	G-GS	Min-Avg	FG-FGA	Pct	3P-3PA	Pct	FT-FTA	Pct	Reb	Avg	PF--FO	AST	TO	BS	ST	Pts	Avg
1979-80	27-5	---	91-227	.401	0-0	.000	41-63	.651	89	3.3	45-0	25	0	0	0	223	8.3
1980-81	25-25	---	119-291	.409	0-0	.000	37-57	.649	80	3.2	61-2	61	0	0	0	275	11.0
1981-82	27-10	---	69-209	.330	0-0	.000	41-50	.820	59	2.2	36-0	46	0	0	0	179	6.6
1982-83	23-4	151-6.6	55-121	.455	0-0	.000	16-20	.800	52	2.3	28-0	22	21	1	9	126	5.5
Career	102-44	151-6.6	334-848	.394	0-0	.000	135-190	.711	280	2.7	170-2	154	21	1	9	803	7.9

Abby Waner #4

Year	G-GS	Min-Avg	FG-FGA	Pct	3P-3PA	Pct	FT-FTA	Pct	Reb	Avg	PF--FO	AST	TO	BS	ST	Pts	Avg
2005-06	35-15	758-21.7	111-246	.451	50-131	.382	38-55	.691	87	2.5	62-0	112	86	8	65	310	8.9
2006-07	34-34	969-28.5	175-380	.461	68-188	.362	60-78	.769	150	4.4	57-0	93	67	15	85	478	14.1
2007-08	31-31	921-29.7	110-336	.327	49-188	.261	50-68	.735	113	3.6	77-1	117	91	6	80	319	10.3
2008-09	31-31	975-31.5	107-321	.333	55-184	.299	32-41	.780	95	3.1	61-1	110	103	15	83	301	9.7
Career	131-111	3623-27.7	503-1283	.392	222-691	.321	180-242	.744	445	3.4	257-2	432	347	44	313	1408	10.7

Emily Waner #2

Year	G-GS	Min-Avg	FG-FGA	Pct	3P-3PA	Pct	FT-FTA	Pct	Reb	Avg	PF--FO	AST	TO	BS	ST	Pts	Avg
2005-06	23-0	202-8.8	17-54	.315	14-39	.359	5-7	.714	17	0.7	20-0	22	22	0	10	53	2.3
2006-07	31-0	464-15.0	40-122	.328	26-87	.299	6-9	.667	48	1.5	17-0	36	25	5	20	112	3.6
2007-08	18-3	177-9.8	11-29	.379	9-24	.375	1-4	.250	16	0.9	11-0	28	17	0	7	32	1.8
Career	72-3	843-11.7	68-205	.332	49-150	.327	12-20	.600	81	1.1	48-0	86	64	5	37	197	2.7

Lisa Warren #30

Year	G-GS	Min-Avg	FG-FGA	Pct	3P-3PA	Pct	FT-FTA	Pct	Reb	Avg	PF--FO	AST	TO	BS	ST	Pts	Avg
1977-78	20-17	---	65-192	.339	0-0	.000	67-109	.615	136	6.8	0-0	10	0	0	0	197	9.9
1978-79	22-20	---	85-195	.436	0-0	.000	46-70	.657	138	6.3	70-1	36	0	0	0	216	9.8
1979-80	27-26	---	107-248	.431	0-0	.000	53-85	.624	181	6.7	92-5	18	0	0	0	267	9.9
Career	69-63	---	257-635	.405	0-0	.000	166-264	.629	455	6.6	162-6	64	0	0	0	680	9.9

Susan Weeks #34

Year	G-GS	Min-Avg	FG-FGA	Pct	3P-3PA	Pct	FT-FTA	Pct	Reb	Avg	PF--FO	AST	TO	BS	ST	Pts	Avg
1983-84	10-0	25-2.5	3-6	.500	0-0	.000	3-8	.375	8	0.8	4-0	1	20	0	1	9	0.9
Career	10-0	25-2.5	3-6	.500	0-0	.000	3-8	.375	8	0.8	4-0	1	20	0	1	9	0.9

Chloe Wells #4

Year	G-GS	Min-Avg	FG-FGA	Pct	3P-3PA	Pct	FT-FTA	Pct	Reb	Avg	PF--FO	AST	TO	BS	ST	Pts	Avg
2010-11	36-5	494-13.7	51-137	.372	13-53	.245	12-20	.600	33	0.9	36-0	62	40	7	53	127	3.5
2011-12	10-10	266-26.6	40-88	.455	9-22	.409	15-17	.882	21	2.1	20-0	40	14	3	36	104	10.4
2012-13	31-8	617-19.9	58-138	.420	30-71	.423	13-17	.765	50	1.6	35-0	55	32	3	55	159	5.1
2013-14	19-0	210-11.1	24-59	.407	11-26	.423	12-18	.667	22	1.2	12-0	33	15	0	23	71	3.7
Career	96-23	1587-16.5	173-422	.410	63-172	.366	52-72	.722	126	1.3	103-0	190	101	13	167	461	4.8

Missy West #25

Year	G-GS	Min-Avg	FG-FGA	Pct	3P-3PA	Pct	FT-FTA	Pct	Reb	Avg	PF--FO	AST	TO	BS	ST	Pts	Avg
1996-97	23-5	288-12.5	40-108	.370	19-54	.352	10-16	.625	44	1.9	35-0	12	19	0	14	109	4.7
1998-99	11-0	43-3.9	5-14	.357	1-6	.167	5-6	.833	6	0.5	3-0	1	3	0	3	16	1.5
1999-00	31-4	437-14.1	80-172	.465	38-98	.388	25-33	.758	48	1.5	29-0	29	30	3	26	223	7.2
2000-01	31-0	319-10.3	33-104	.317	17-61	.279	18-21	.857	43	1.4	26-0	33	26	1	22	101	3.3
Career	96-9	1087-11.3	158-398	.397	75-219	.342	58-76	.763	141	1.5	93-0	75	78	4	65	449	4.7

Crystal White #55

Year	G-GS	Min-Avg	FG-FGA	Pct	3P-3PA	Pct	FT-FTA	Pct	Reb	Avg	PF--FO	AST	TO	BS	ST	Pts	Avg
2000-01	27-0	163-6.0	25-52	.481	0-0	.000	13-25	.520	47	1.7	34-0	3	17	23	3	63	2.3
2001-02	7-0	103-14.7	18-33	.545	0-0	.000	7-11	.636	25	3.6	12-0	3	9	8	3	43	6.1
Career	34-00	266-7.8	43-85	.506	0-0	.000	20-36	.556	72	2.1	46-0	6	26	31	6	106	3.1

Wynter Whitley #31

Year	G-GS	Min-Avg	FG-FGA	Pct	3P-3PA	Pct	FT-FTA	Pct	Reb	Avg	PF--FO	AST	TO	BS	ST	Pts	Avg
2001-02	35-20	772-22.1	89-185	.481	10-32	.313	84-118	.712	171	4.9	90-2	26	67	16	37	272	7.8
2002-03	37-1	547-14.8	60-154	.390	5-29	.172	37-60	.617	102	2.8	75-1	19	45	12	25	162	4.4
2003-04	4-0	26-6.5	2-7	.286	0-0	.000	0-0	.000	7	1.8	3-0	1	2	1	1	4	1.0
2004-05	35-4	676-19.3	73-166	.440	4-25	.160	41-61	.672	106	3.0	72-0	46	66	10	51	191	5.5
Career	111-25	2021-18.2	224-512	.438	19-86	.221	162-239	.678	386	3.5	240-3	92	180	39	114	629	5.7

Elizabeth Williams #1

Year	G-GS	Min-Avg	FG-FGA	Pct	3P-3PA	Pct	FT-FTA	Pct	Reb	Avg	PF--FO	AST	TO	BS	ST	Pts	Avg
2011-12	33-33	1008-30.5	186-383	.486	1-2	.500	88-145	.607	259	7.8	78-1	54	101	116	51	461	14.0
2012-13	36-36	1063-29.5	215-423	.508	0-1	.000	116-167	.695	264	7.3	63-0	45	78	107	41	546	15.2
2013-14	35-35	1066-30.5	202-384	.526	0-0	.000	80-142	.563	267	7.6	77-4	76	79	108	45	484	13.8
2014-15	32-32	1025-32.0	188-385	.488	0-0	.000	88-147	.599	288	9.0	10-1	81	92	95	48	464	14.5
Career	136-132	4162-30.6	791-1575	.502	1-3	.333	372-601	.619	1078	7.9	288-6	256	350	426	185	1955	14.4

Traci Williams #21

Year	G-GS	Min-Avg	FG-FGA	Pct	3P-3PA	Pct	FT-FTA	Pct	Reb	Avg	PF--FO	AST	TO	BS	ST	Pts	Avg
1987-88	26-8	419-16.1	46-148	.311	1-4	.250	36-58	.621	46	1.8	53-4	35	74	2	24	129	5.0
1988-89	19-5	341-17.9	47-122	.385	0-1	.000	39-61	.639	66	3.5	31-1	33	43	2	15	133	7.0
1989-90	28-27	859-30.7	101-260	.388	1-4	.250	52-79	.658	213	7.6	96-7	66	76	6	31	255	9.1
1990-91	27-27	871-32.3	146-316	.462	2-6	.333	99-136	.728	204	7.6	73-1	66	82	13	38	393	14.6
Career	100-67	2490-24.9	340-846	.402	4-15	.267	226-334	.677	529	5.3	253-13	200	275	23	108	910	9.1

Shannon Willis #44

Year	G-GS	Min-Avg	FG-FGA	Pct	3P-3PA	Pct	FT-FTA	Pct	Reb	Avg	PF--FO	AST	TO	BS	ST	Pts	Avg
1990-91	27-1	316-11.7	52-108	.481	0-0	.000	28-43	.651	92	3.4	34-0	6	33	11	9	132	4.9
1991-92	28-1	460-16.4	80-150	.533	0-0	.000	44-79	.557	152	5.4	55-2	14	50	16	18	204	7.3
1992-93	4-0	32-8.0	0-6	.000	0-0	.000	2-3	.667	6	1.5	5-0	0	3	1	3	2	0.5
Career	59-2	808-13.7	132-264	.500	0-0	.000	74-125	.592	250	4.2	94-2	20	86	28	30	338	5.7

YEAR-BY-YEAR TEAM/PLAYER STATS

2015-16 WOMEN'S BASKETBALL MEDIA GUIDE

1985-86

Record: 21-9; ACC: 9-5; Home: 11-2; Away: 9-3; Neutral: 1-4
Player GP-GS MP FG-FGA Pct FT-FTA Pct Reb-Avg PF-DO Ast TO BS St Pts-Avg
Moreland 30-29 917 254-438 .590 183-267 .685 355-11.8 78-2.0 20 74 9 25 691-23.0

1986-87

Record: 19-10; ACC: 7-7; Home: 12-3; Away: 5-6; Neutral: 2-1
Player GP-GS MP FG-FGA Pct FT-FTA Pct Reb-Avg PF-DO Ast TO BS St Pts-Avg
Moreland 28-27 944 219-396 .553 148-222 .667 294-10.5 76-3.0 39 69 5 24 586-20.9

1987-88

Record: 17-11; ACC: 5-9; Home: 9-4; Away: 6-6; Neutral: 2-1
Player GP-GS MP FG-FGA Pct 3FG-3FGA Pct FT-FTA Pct Reb-Avg PF-DO Ast TO BS St Pts-Avg
Moreland 28-28 891 192-326 .589 0-0 .000 132-219 .603 343-12.3 28 66 4 27 516-18.4

1988-89

Record: 12-16; ACC: 2-12; Home: 5-8; Away: 4-7; Neutral: 3-1
Player GP-GS MP FG-FGA Pct 3FG-3FGA Pct FT-FTA Pct Reb-Avg PF-DO Ast TO BS St Pts-Avg
Harnett 27-26 816 211-393 .537 0-0 .000 104-154 .675 222-8.2 41 73 21 40 526-19.5

1989-90

Record: 15-13; ACC: 4-10; Home: 9-3; Away: 4-8; Neutral: 2-2
Player GP-GS MP FG-FGA Pct 3FG-3FGA Pct FT-FTA Pct Reb-Avg PF-DO Ast TO BS St Pts-Avg
Meier 28-28 1009 179-390 .459 4-15 .267 167-229 .729 248-8.9 113 99 16 52 529-18.9

Record: 16-12; ACC: 6-8; Home: 8-6; Away: 5-4; Neutral: 3-2
Player GP-GS MP FG-FGA Pct 3FG-3FGA Pct FT-FTA Pct Reb-Avg PF-DO Ast TO BS St Pts-Avg
Harnett 28-28 897 194-362 .536 0-0 .000 102-143 .713 247-8.8 54 88 32 22 490-17.5

Record: 14-15; ACC: 4-12; Home: 7-7; Away: 4-7; Neutral: 3-1
Player GP-GS MP FG-FGA Pct 3FG-3FGA Pct FT-FTA Pct Reb-Avg PF-DO Ast TO BS St Pts-Avg
Lavoie 29-29 792 157-305 .515 0-1 .000 56-89 .629 181-6.2 67 62 11 30 370-12.8

Record: 12-15; ACC: 3-13; Home: 7-6; Away: 4-8; Neutral: 1-1
Player GP-GS MP FG-FGA Pct 3FG-3FGA Pct FT-FTA Pct Reb-Avg PF-DO Ast TO BS St Pts-Avg
Kauffman 27-27 790 136-288 .472 0-0 .000 54-72 .750 181-6.7 32 94 16 20 326-12.1

Record: 12-15; ACC: 3-13; Home: 7-6; Away: 4-8; Neutral: 1-1
Player GP-GS MP FG-FGA Pct 3FG-3FGA Pct FT-FTA Pct Reb-Avg PF-DO Ast TO BS St Pts-Avg
Kauffman 27-27 790 136-288 .472 0-0 .000 54-72 .750 181-6.7 32 94 16 20 326-12.1

All-Time Results

Year-by-Year Results	158-165
Duke Year-by-Year	166
Duke Versus Ranked Opponents	167-168
All-Time Series Results	169-177
Duke Versus the Conferences	179
Games by Date	180-189
Games by Location	190-195
2015-16 Player Survey	196

1975-76

Coach: Emma Jean Howard

Record: 0-14

Dec. 3	St. Augustine	L	45-65
Dec. 6	Pfeiffer	L	49-77
Dec. 9	at Peace	L	48-81
Jan. 13	at North Carolina	L	53-85
Jan. 15	N.C. Central	L	36-64
Jan. 20	East Carolina	L	31-72
Jan. 22	at Campbell	L	55-73
Jan. 26	N.C. Central	L	43-44
Jan. 29	N.C. State	L	37-67
Jan. 31	at UNC Charlotte	L	47-64
Feb. 3	Campbell	L	69-72
Feb. 7	at Elon College	L	43-82
Feb. 14	Elon College	L	47-50
Feb. 19	at N.C. State	L	35-78

1976-77

Coach: Emma Jean Howard

Record: 2-12

Jan. 19	at Wake Forest	L	52-57
Jan. 21	Elon College	L	47-48
Jan. 25	UNC Charlotte	W	64-60
Jan. 28	Virginia Commonwealth	L	48-49
Feb. 1	#14 N.C. State	L	35-87
Feb. 3	at Campbell	L	63-78
Feb. 5	Shaw	L	59-76
Feb. 8	at Shaw	L	51-89
Feb. 11	at Western Carolina	L	45-77
Feb. 12	at N.C. Central	L	47-52
Feb. 16	N.C. Central	W	58-53
Feb. 19	Campbell	L	48-66
Feb. 21	at Elon College	L	38-74
Feb. 24	vs. Campbell ¹	L	50-61

1 - NCAIAW Tournament (High Point, N.C.)

1977-78

Coach: Debbie Leonard

Record: 1-19, 0-8 ACC (7th)

Dec. 1	UNC Greensboro	L	57-82
Dec. 3	at East Carolina	L	55-80
Dec. 5	Virginia*	L	57-74
Dec. 8	Wake Forest*	L	54-55
Jan. 11	at Clemson*	L	59-118
Jan. 14	#7 Maryland*	L	47-117
Jan. 19	at #2 N.C. State*	L	43-125
Jan. 20	at Virginia Commonwealth	W	65-59
Jan. 24	at North Carolina*	L	68-87
Jan. 26	at UNC Greensboro	L	63-81
Jan. 28	at Appalachian State	L	60-87
Feb. 2	#2 N.C. State*	L	36-86
Feb. 4	at UNC Charlotte	L	62-72
Feb. 6	East Carolina	L	66-70
Feb. 9	vs. #7 Maryland ¹	L	39-103
Feb. 16	Appalachian State	L	68-75
Feb. 18	Western Carolina	L	56-93
Feb. 20	at Davidson	L	61-62
Feb. 24	North Carolina*	L	72-80
Mar. 2	vs. East Carolina ²	L	47-87

1 - ACC Tournament (Charlottesville, Va.)

2 - NCAIAW Tournament (Greenville, N.C.)

1978-79

Coach: Debbie Leonard

Record: 11-11, 3-6 ACC (5th)

Nov. 28	UNC Wilmington	W	71-61
Nov. 30	at Wake Forest*	W	65-52
Dec. 2	at East Carolina	L	66-81
Dec. 4	Guilford	W	82-48
Dec. 7	North Carolina*	L	65-82
Dec. 12	at Virginia Commonwealth	W	70-57
Jan. 10	Catawba	W	82-33

Jan. 13	Georgia Tech*	W	70-55
Jan. 16	at UNC Greensboro	W	65-51
Jan. 18	at #3 Maryland*	L	55-82
Jan. 20	#7 N.C. State*	L	44-99
Jan. 24	at Virginia*	L	61-68
Jan. 26	Peace	W	90-75
Jan. 29	Wake Forest*	W	77-66
Jan. 31	UNC Greensboro	W	64-52
Feb. 5	Clemson*	L	58-94
Feb. 8	vs. Clemson ¹	L	56-81
Feb. 12	Davidson	W	78-25
Feb. 16	at Appalachian State	L	64-85
Feb. 17	at Western Carolina	L	78-89
Feb. 20	at North Carolina*	L	54-69
Feb. 22	vs. East Carolina ²	L	46-69

1 - ACC Tournament (Raleigh, N.C.)

2 - NCAIAW Tournament (Boone, N.C.)

1979-80

Coach: Debbie Leonard

Record: 14-13, 5-5 ACC (4th)

Nov. 24	vs. Wake Forest* ¹	W	80-70
Nov. 25	at Virginia*	L	58-74
Nov. 29	at #5 N.C. State*	L	55-86
Dec. 1	East Carolina	W	76-75
Dec. 3	at Furman	W	90-56
Dec. 6	at North Carolina*	L	58-91
Dec. 8	UNC Asheville	W	101-53
Dec. 21	vs. St. John's	L	55-79
Dec. 22	at Princeton	W	66-61
Jan. 5	Colorado	L	64-78
Jan. 9	at #18 Clemson*	L	56-111
Jan. 11	Connecticut	L	69-81
Jan. 12	vs. Georgia State	L	57-68
Jan. 16	Wake Forest*	W	71-68
Jan. 18	#15 Maryland*	L	63-82
Jan. 19	Virginia Commonwealth	W	64-58
Jan. 21	at Georgia Tech*	W	72-71
Jan. 23	Virginia*	W	65-63
Jan. 28	Peace	W	83-60
Feb. 2	Appalachian State	W	88-70
Feb. 5	at UNC Wilmington	L	67-68
Feb. 8	vs. North Carolina ²	L	63-85
Feb. 11	at UNC Greensboro	W	82-74
Feb. 14	North Carolina	W	66-61
Feb. 19	at Guilford	W	82-69
Feb. 22	vs. North Carolina ³	L	59-83
Feb. 23	vs. East Carolina ³	L	65-99

1 - ACC Tip-Off Classic (Charlottesville, Va.)

2 - ACC Tournament (College Park, Md.)

3 - NCAIAW Tournament (Raleigh, N.C.)

1980-81

Coach: Debbie Leonard

Record: 11-14, 3-6 ACC (6th)

Nov. 21	at St. Joseph's	L	57-84
Nov. 22	at LaSalle	L	74-91
Nov. 29	George Mason	W	86-50
Dec. 2	UNC Wilmington	W	78-77
Dec. 4	#10 N.C. State*	L	78-96
Dec. 6	Appalachian State	W	90-71
Dec. 8	Wake Forest*	W	98-75
Dec. 10	at Virginia*	L	57-73
Jan. 2	at Cincinnati	L	64-86
Jan. 3	at Dayton	L	78-99
Jan. 5	at Xavier	W	74-46
Jan. 8	Manhattan	W	74-54
Jan. 10	at #17 Maryland*	L	68-85
Jan. 14	at Wake Forest*	W	76-61
Jan. 19	at East Carolina	L	69-79
Jan. 24	at Virginia Tech	L	55-66
Jan. 29	North Carolina*	L	65-77
Jan. 31	UNC Asheville	W	85-54

Feb. 2	#20 Clemson*	L	54-67
Feb. 6	Georgia Tech*	W	74-51
Feb. 7	Furman	W	89-48
Feb. 12	vs. #12 Maryland ¹	L	49-72
Feb. 18	at North Carolina*	L	47-77
Feb. 23	at Appalachian State	W	69-46
Mar. 2	vs. Appalachian State ²	L (OT)	73-74

1 - ACC Tournament (Clemson, S.C.)

2 - NCAIAW Tournament (Chapel Hill, N.C.)

1981-82

Coach: Debbie Leonard

Record: 14-15, 3-8 ACC (6th)

Nov. 20	George Washington	W	82-45
Nov. 21	Marshall	L	57-58
Nov. 27	Georgia Tech*	W	62-50
Dec. 1	at Wake Forest*	L	60-67
Dec. 3	North Carolina*	L	47-73
Dec. 8	#9 N.C. State*	L	53-70
Dec. 11	Virginia Tech	W	71-58
Jan. 3	#12 Maryland*	L	52-65
Jan. 8	at Stetson	W	79-59
Jan. 9	vs. Georgia Southern	L	58-64
Jan. 12	Wake Forest*	W	75-52
Jan. 15	vs. James Madison ¹	L	75-76
Jan. 16	vs. Campbell ¹	W	83-64
Jan. 19	at North Carolina*	L	59-93
Jan. 23	at Clemson*	L	59-84
Jan. 25	Stetson	W	70-44
Jan. 27	Virginia*	W	80-63
Jan. 30	at Appalachian State	W	75-60
Feb. 5	at North Georgia	W	74-62
Feb. 6	at Georgia Tech*	L	61-64
Feb. 10	at #8 N.C. State*	L	61-81
Feb. 13	at UNC Asheville	W	60-45
Feb. 16	East Carolina	L	57-79
Feb. 19	Appalachian State	W	85-73
Feb. 21	at UNC Wilmington	L	57-59
Feb. 26	at #9 N.C. State ²	L	55-69
Mar. 9	James Madison ³	W	63-60
Mar. 12	at East Tennessee St. ⁴	W (OT)	74-73
Mar. 13	vs. Vanderbilt ⁴	L	57-75

1 - Played in Greenville, N.C.

2 - ACC Tournament (Raleigh, N.C.)

3 - AIAW Region II Tournament (Durham, N.C.)

4 - AIAW Region II Tournament (Johnson City, Tenn.)

1982-83

Coach: Debbie Leonard

Record: 15-10, 6-7 ACC (4th)

Nov. 26	Eastern Kentucky	W	74-57
Dec. 1	at Clemson*	W	72-70
Dec. 4	UNC Charlotte	W	78-46
Dec. 10	vs. Furman	W	88-51
Dec. 11	vs. Baptist	W	86-37
Dec. 30	Virginia*	W	73-63
Jan. 3	at Georgia Tech*	W	55-43
Jan. 6	at Manhattan	L	64-69
Jan. 7	at Wagner	W	87-56
Jan. 11	#20 North Carolina*	L	68-84
Jan. 14	San Diego State	W	82-68
Jan. 18	#3 Maryland*	L	49-72
Jan. 22	Richmond	W	77-65
Jan. 26	at N.C. State*	L	55-71
Jan. 29	Clemson*	W	95-81
Jan. 31	Georgia Tech*	W	80-40
Feb. 2	at Wake Forest*	W	76-58
Feb. 5	at Virginia*	L	63-66
Feb. 13	at #8 Maryland*	L	68-89
Feb. 17	at #20 North Carolina*	L	65-82
Feb. 19	at UNC Charlotte	L	66-73
Feb. 22	#16 N.C. State*	L	81-102
Feb. 25	Appalachian State	W	89-51

ALL-TIME RESULTS

2015-16 WOMEN'S BASKETBALL MEDIA GUIDE

Feb. 28 Western Carolina W 77-67
 Mar. 4 Clemson¹ L (OT) 92-93
 1 - ACC Tournament (Fayetteville, N.C.)

1983-84

Coach: Debbie Leonard

Record: 13-14, 5-9 ACC (6th)

Nov. 26 N.C. Central W 103-60
 Nov. 27 Mars Hill W 90-47
 Nov. 29 Virginia* L 58-72
 Dec. 2 vs. Toledo¹ W 66-59
 Dec. 3 at Eastern Kentucky¹ L 44-46
 Dec. 6 #15 Clemson* L 72-78
 Dec. 10 at #8 Maryland* L 54-81
 Dec. 29 vs. Providence² L 64-65
 Dec. 30 vs. Seton Hall² L 67-74
 Jan. 1 vs. Florida International² L 56-83
 Jan. 7 at Georgia Tech* W 74-72
 Jan. 11 at North Carolina* L 63-72
 Jan. 14 Pennsylvania W 74-47
 Jan. 17 at #14 Clemson* L 73-79
 Jan. 20 Wake Forest* W 66-57
 Jan. 24 #20 N.C. State* L 62-86
 Jan. 28 at Richmond W 81-71
 Feb. 1 at Wake Forest* L 58-73
 Feb. 4 at #17 Virginia* L 55-82
 Feb. 8 #17 Maryland* L 63-64
 Feb. 11 Georgia Tech* W 69-61
 Feb. 16 #16 North Carolina* W 80-67
 Feb. 18 Campbell W 89-64
 Feb. 21 at #15 N.C. State* W (OT) 74-73
 Feb. 25 UNC Wilmington W 87-69
 Feb. 27 North Carolina A&T W 78-39
 Mar. 2 vs. #16 N.C. State³ L 68-81

1 - Eastern Kentucky Tournament (Richmond, Ky.)

2 - Dial Classic (Miami, Fla.)

3 - ACC Tournament (Fayetteville, N.C.)

1984-85

Coach: Debbie Leonard

Record: 19-8, 7-7 ACC (5th)

Nov. 20 N.C. Central W 109-53
 Nov. 23 vs. Furman¹ W 103-66
 Nov. 24 vs. William & Mary¹ W 86-48
 Nov. 28 Mars Hill W 93-60
 Dec. 1 at Radford W 83-64
 Dec. 5 at Wake Forest* L 53-64
 Dec. 8 Maryland* W 68-58
 Dec. 20 at Stetson W 67-56
 Dec. 20 vs. Georgetown² W 84-49
 Dec. 21 vs. Georgia Southern² W 71-65
 Dec. 31 Clemson* W 84-76
 Jan. 5 #11/-- Virginia* L 58-75
 Jan. 8 North Carolina* W 63-62
 Jan. 12 at Georgia Tech* W 65-58
 Jan. 14 at Clemson* W 76-70
 Jan. 19 Wake Forest* L 55-59
 Jan. 22 at N.C. State* L 62-68
 Jan. 25 Georgia Tech* W 75-67
 Jan. 29 Richmond W 73-46
 Feb. 2 at #15/17 Virginia* L 66-74
 Feb. 6 at Maryland* W 63-60
 Feb. 12 at North Carolina* L 68-88
 Feb. 15 Virginia Commonwealth W 86-62
 Feb. 19 #15/15 N.C. State* L 72-73
 Feb. 23 at UNC Wilmington W 96-86
 Mar. 1 vs. Clemson³ W 81-76
 Mar. 2 vs. #14/14 N.C. State³ L 57-89

1 - Duke/WFU Doubleheader (Winston-Salem, N.C.)

2 - USF Holiday Classic (Tampa, Fla.)

3 - ACC Tournament (Fayetteville, N.C.)

1985-86

Coach: Debbie Leonard

Record: 21-9, 9-5 ACC (3rd)

Women's National Invitational

Nov. 23 Maryland-Eastern Shore W 85-58
 Nov. 26 Cheyney W 98-66
 Nov. 30 at George Mason W 85-66
 Dec. 1 at Richmond W 99-65
 Dec. 4 Wake Forest* W 77-67
 Dec. 7 at Maryland* L 60-74
 Dec. 18 at Rider W 79-36
 Dec. 19 at Seton Hall W 88-66
 Dec. 27 vs. Washington¹ L 71-83
 Dec. 28 vs. Cheyney¹ W 100-56
 Dec. 30 Indiana State W 94-40
 Jan. 4 Radford W 86-72
 Jan. 7 #19/18 North Carolina* W 79-78
 Jan. 11 at Georgia Tech* W 78-69
 Jan. 13 at Clemson* W 93-77
 Jan. 18 at #4/4 Virginia* L 76-90
 Jan. 21 N.C. State* W 70-66
 Jan. 25 Georgia Tech* W 77-61
 Jan. 27 Princeton W 77-35
 Feb. 1 #3/3 Virginia* L 67-81
 Feb. 5 at N.C. State* L 86-102
 Feb. 8 Clemson* W 80-76
 Feb. 12 at #13/13 North Carolina* W 86-79
 Feb. 15 at Wake Forest* W 76-59
 Feb. 17 UNC Asheville W 95-41
 Feb. 22 Maryland* L 67-72
 Mar. 1 vs. Wake Forest² L 71-72
 Mar. 20 at West Texas State³ W 68-67
 Mar. 21 vs. Northwestern State³ L 88-89
 Mar. 22 vs. Notre Dame³ L 67-74

1 - Texaco-Havoline Christmas Cl. (Villanova, Pa.)

2 - ACC Tournament (Fayetteville, N.C.)

3 - WNIT (Amarillo, Texas)

1986-87

Coach: Debbie Leonard

Record: 19-10, 7-7 ACC (4th)

NCAA Tournament - Second Round

Nov. 28 vs. Florida¹ W 76-74
 Nov. 29 at DePaul¹ L 72-78
 Dec. 3 Clemson* W 78-72
 Dec. 6 Appalachian State W 84-66
 Dec. 9 Winthrop W 80-45
 Dec. 12 at #16/17 Maryland* L 64-65
 Dec. 27 at Hofstra W 82-69
 Dec. 29 at St. John's² W 80-63
 Dec. 30 vs. Kentucky² W 68-63
 Jan. 2 East Carolina W 84-70
 Jan. 4 Old Dominion W 63-56
 Jan. 7 at North Carolina* L 68-76
 Jan. 10 Brigham Young W 80-60
 Jan. 14 Wake Forest* L 72-73
 Jan. 17 #--/22 Maryland* W 70-63
 Jan. 21 #14/14 N.C. State* L 79-86
 Jan. 24 at #6/6 Virginia* L 43-71
 Jan. 26 Georgia Tech* W 85-66
 Jan. 31 at Wake Forest* W 84-63
 Feb. 3 at #13/15 N.C. State* W 76-69
 Feb. 7 at Georgia Tech* W 86-72
 Feb. 9 at Clemson* L 76-79
 Feb. 12 Richmond W 68-52
 Feb. 14 Northern Illinois W 85-68
 Feb. 21 #7/9 Virginia* W 77-76
 Feb. 23 North Carolina* L 67-83
 Feb. 28 vs. Maryland³ L 62-64
 Mar. 11 Manhattan⁴ W 70-55
 Mar. 14 at #5/6 Rutgers⁵ L 64-78

1 - DePaul Tournament (Chicago, Ill.)

2 - Cahill Invitational (Jamaica, N.Y.)

3 - ACC Tournament (Fayetteville, N.C.)

4 - NCAA First Round (Durham, N.C.)

5 - NCAA Second Round (Piscataway, N.J.)

1987-88

Coach: Debbie Leonard

Record: 17-11, 5-9 ACC (5th)

Nov. 27 Wisconsin W 86-66
 Nov. 30 Howard W 83-71
 Dec. 5 vs. Southern California¹ W 78-75
 Dec. 6 at Providence¹ W 87-75
 Dec. 10 East Tennessee State W 86-48
 Dec. 12 at East Carolina W 68-49
 Dec. 21 Harvard W 86-61
 Dec. 27 at California W 85-57
 Dec. 29 at San Jose State² W 86-47
 Dec. 30 vs. Purdue² W 76-71
 Jan. 2 Boston University W 73-58
 Jan. 4 Clemson* W 68-61
 Jan. 9 at #15/14 Maryland* L 73-83
 Jan. 12 at Wake Forest* L 57-58
 Jan. 15 Georgia Tech* W (OT) 77-71
 Jan. 19 at N.C. State* L 85-97
 Jan. 23 #14/14 Virginia* L 49-72
 Jan. 27 North Carolina* L 65-66
 Jan. 30 at Georgia Tech* W 80-71
 Feb. 1 at Clemson* L 65-78
 Feb. 6 Notre Dame L 66-78
 Feb. 10 at Old Dominion W 83-81
 Feb. 13 #11/12 Maryland* W 81-73
 Feb. 16 Wake Forest* L 59-62
 Feb. 20 at North Carolina* L 64-68
 Feb. 24 N.C. State* W 68-66
 Feb. 27 at #9/10 Virginia* L 67-79
 Mar. 5 vs. #--/25 Clemson³ L 65-81

1 - Lady Friar Classic (Providence, R.I.)

2 - Tip-Off Classic (San Jose, Calif.)

3 - ACC Tournament (Fayetteville, N.C.)

1988-89

Coach: Debbie Leonard

Record: 12-16, 2-12 ACC (7th)

Nov. 25 vs. Eastern Washington¹ W 79-57
 Nov. 26 vs. San Diego¹ W 64-56
 Nov. 30 East Carolina W 93-60
 Dec. 2 Cleveland State² W 100-60
 Dec. 3 James Madison² W 80-79
 Dec. 5 William & Mary W 65-47
 Dec. 9 vs. Connecticut³ W 83-69
 Dec. 10 at Virginia Commonwealth³ W 83-76
 Dec. 20 #6/7 Stanford L 76-91
 Dec. 29 at Tulane W 80-72
 Dec. 30 at Southeastern Louisiana W 82-71
 Jan. 2 at Clemson* L 55-69
 Jan. 7 at #13/13 Virginia* L 66-78
 Jan. 10 at North Carolina* L (OT) 92-93
 Jan. 14 #8/8 Maryland* L 86-87
 Jan. 17 #16/14 N.C. State* L 68-75
 Jan. 21 #--/24 Old Dominion L 70-77
 Jan. 24 Wake Forest* L 69-72
 Jan. 28 Georgia Tech* L (OT) 94-97
 Jan. 31 at Richmond L 70-87
 Feb. 4 at #6/4 Maryland* L 64-100
 Feb. 8 Clemson* L 50-71
 Feb. 11 #14/14 Virginia* L 81-99
 Feb. 15 North Carolina* W 74-72
 Feb. 21 at #15/14 N.C. State* L 78-92
 Feb. 25 at Georgia Tech* W 78-71
 Feb. 27 at Wake Forest* L 74-79
 Mar. 4 vs. #14/14 N.C. State⁴ L 50-89

1 - Downeast Auto Classic (Bangor, Maine)

2 - Duke Dial Soap Classic (Durham, N.C.)
 3 - VCU Classic (Richmond, Va.)
 4 - ACC Tournament (Fayetteville, N.C.)

2 - Duke Dial Soap Classic (Durham, N.C.)
 3 - Coca Cola Jowers Jamboree (San Marcos, Texas)
 4 - USF Holiday Classic (Tampa, Fla.)
 5 - ACC Tournament (Fayetteville, N.C.)

1 - Duke Classic (Durham, N.C.)
 2 - Seattle Times Husky Classic (Seattle, Wash.)
 3 - ACC Tournament (Rock Hill, S.C.)

1989-90**Coach: Debbie Leonard****Record: 15-13, 4-10 ACC (6th)**

Nov. 25	vs. Illinois ¹	L	63-68
Nov. 26	vs. St. John's ¹	W	95-63
Nov. 28	at Appalachian State	W	73-65
Dec. 1	New Hampshire ²	W	82-47
Dec. 2	Boston College ²	W	85-64
Dec. 6	Western Carolina	W	77-64
Dec. 9	at William & Mary	W	65-62
Dec. 18	at #23/24 Old Dominion	L	78-92
Dec. 25	at Wagner ³	W	66-56
Dec. 28	vs. Hofstra ³	W	86-48
Dec. 31	at Seton Hall	W	72-65
Jan. 3	Radford	W	62-58
Jan. 5	at #12/13 Maryland*	L	60-68
Jan. 10	#8/11 N.C. State*	L	87-103
Jan. 13	Georgia Tech*	W	72-68
Jan. 16	#9/12 Virginia*	W	84-74
Jan. 20	North Carolina*	W	90-88
Jan. 24	at Wake Forest*	L	63-72
Jan. 27	at Georgia Tech*	L	74-78
Jan. 29	at Clemson*	L	49-64
Feb. 3	Wake Forest*	W	66-61
Feb. 7	at #11/11 N.C. State*	L	61-80
Feb. 10	at #12/12 Virginia*	L	62-86
Feb. 14	UNC Charlotte*	W	65-49
Feb. 18	Maryland*	L	58-62
Feb. 21	at North Carolina*	L	56-58
Feb. 26	Clemson*	L	60-65
Mar. 3	vs. Clemson ⁴	L	68-77

1 - Bowling Green Bank (Bowling Green, Ky.)

2 - Duke Dial Soap Classic (Durham, N.C.)

3 - Wagner Christmas Tournament (Staten Island, N.Y.)

4 - ACC Tournament (Fayetteville, N.C.)

1990-91**Coach: Debbie Leonard****Record: 16-12, 6-8 ACC (5th)**

Nov. 24	vs. Louisville ¹	L	66-73
Nov. 25	vs. Georgetown ¹	W	80-68
Nov. 29	East Tennessee State	W	85-55
Dec. 1	Harvard ²	W	90-76
Dec. 2	#9/9 Purdue ²	L	58-69
Dec. 7	vs. San Antonio ³	W	71-68
Dec. 8	at Southwest Texas St. ³	W	68-57
Dec. 18	Charleston	W	82-54
Dec. 21	vs. South Alabama ⁴	W	76-70
Dec. 22	at South Florida ⁴	W	78-62
Dec. 28	Xavier	L	73-78
Jan. 2	Wisconsin-Green Bay	W	70-59
Jan. 5	#1/1 Virginia*	L	56-92
Jan. 9	at #3/4 N.C. State*	L	84-96
Jan. 12	Old Dominion	W	70-62
Jan. 15	North Carolina*	W	78-72
Jan. 18	Wake Forest*	W	65-52
Jan. 21	Maryland*	L	63-74
Jan. 26	at Georgia Tech*	W	93-79
Jan. 28	at #20/20 Clemson*	L	49-63
Feb. 1	at Maryland*	W	45-44
Feb. 6	#3/4 N.C. State*	L	63-98
Feb. 9	at #1/1 Virginia*	L	61-86
Feb. 16	at Wake Forest*	L	51-68
Feb. 19	at North Carolina*	W	59-54
Feb. 22	#24/- Clemson*	L	59-67
Feb. 24	Georgia Tech*	W	89-76
Mar. 2	vs. Clemson ⁵	L	58-60

1 - Felpausch/MSU Holiday Classic (Lansing, Mich.)

1991-92**Coach: Debbie Leonard****Record: 14-15, 4-12 ACC (8th)**

Nov. 23	at East Tennessee State	W	104-71
Nov. 27	UNC Wilmington	W	94-37
Nov. 30	vs. Fairfield ¹	W	75-68
Dec. 1	at Harvard ¹	W	86-63
Dec. 6	Yale ²	W	60-55
Dec. 7	Seton Hall ²	L	60-67
Dec. 11	UNC Asheville	W	100-42
Dec. 14	UNC Greensboro	W	87-76
Dec. 28	at #12/11 Purdue ³	L	58-74
Dec. 29	vs. Kent State ³	W	84-79
Jan. 3	Georgia Tech*	W	80-76
Jan. 7	at #12/11 N.C. State*	W	73-69
Jan. 10	#15/15 Clemson*	L	72-107
Jan. 15	at North Carolina*	L	54-58
Jan. 18	at Wake Forest*	W	73-59
Jan. 21	at Florida State*	L	55-67
Jan. 24	#1/1 Maryland*	L	54-80
Feb. 1	#2/2 Virginia*	L	54-81
Feb. 5	Loyola (MD)	W	109-59
Feb. 8	Florida State*	L	53-61
Feb. 12	#24/24 North Carolina*	L	64-69
Feb. 15	at #2/2 Virginia*	L	48-93
Feb. 18	N.C. State*	L	67-87
Feb. 22	at #4/5 Maryland*	L	69-74
Feb. 26	Wake Forest*	W	69-61
Feb. 29	at #19/18 Clemson*	L	59-63
Mar. 2	at Georgia Tech*	L	53-75
Mar. 6	vs. Wake Forest ⁴	W	61-52
Mar. 7	vs. #1/1 Virginia ⁴	L	55-81

1 - Harvard Invitational (Cambridge, Mass.)

2 - Duke Classic (Durham, N.C.)

3 - Boilermaker Classic (West Lafayette, Ind.)

4 - ACC Tournament (Rock Hill, S.C.)

1992-93**Coach: Gail Goestenkers****Record: 12-15, 3-13 ACC (9th)**

Dec. 1	UNC Wilmington	W	88-52
Dec. 4	Northeastern ¹	W	64-53
Dec. 5	Virginia Tech ¹	W	85-63
Dec. 8	East Tennessee State	W	114-74
Dec. 11	at UNC Greensboro	W	80-76
Dec. 20	Appalachian State	W	79-76
Dec. 27	vs. Drake ²	W	71-58
Dec. 28	at Washington ²	L	48-72
Jan. 3	Florida State*	L	72-84
Jan. 6	Loyola (MD)	W	61-52
Jan. 9	at #9/9 Virginia*	L	57-76
Jan. 13	at N.C. State*	L	60-77
Jan. 16	#3/9 Maryland*	L	51-82
Jan. 19	at #20/20 North Carolina*	L	54-66
Jan. 23	at Radford	W	59-58
Jan. 25	Wake Forest*	L	60-64
Jan. 29	Georgia Tech*	L (OT)	80-86
Jan. 31	at #21/18 Clemson*	L	63-88
Feb. 5	at #7/9 Maryland*	L	71-90
Feb. 9	N.C. State*	W	82-65
Feb. 13	#14/14 Virginia*	L	61-97
Feb. 15	#--/21 Clemson*	W	67-65
Feb. 19	at Wake Forest*	W	71-59
Feb. 23	#18/18 North Carolina*	L	63-84
Feb. 26	at Georgia Tech*	L	67-72
Feb. 28	at Florida State*	L	67-74
Mar. 5	vs. Wake Forest ³	L	69-70

1993-94**Coach: Gail Goestenkers****Record: 16-11, 7-9 ACC (5th)**

Nov. 26	Morgan State	W	116-63
Nov. 29	at Loyola (MD)	W	76-67
Dec. 4	American ¹	W	104-71
Dec. 5	Miami (Ohio) ¹	W	98-54
Dec. 8	at Appalachian State	W	79-66
Dec. 11	McNeese State	W	103-50
Dec. 20	vs. Detroit Mercy ²	W	94-82
Dec. 21	at California ²	L	66-72
Dec. 31	N.C. State*	W	69-66
Jan. 2	at Wake Forest*	W	56-50
Jan. 5	at East Carolina	W	110-69
Jan. 12	at N.C. State*	L	70-71
Jan. 14	Georgia Tech*	W	77-59
Jan. 16	Florida State*	W	66-60
Jan. 19	#7/7 North Carolina*	L	68-79
Jan. 23	at Clemson*	W	74-67
Jan. 25	#12/12 Virginia*	L	66-87
Jan. 28	Clemson*	L	82-90
Feb. 1	Wake Forest*	W	60-51
Feb. 5	at Maryland*	L	50-67
Feb. 9	Western Carolina*	W	117-44
Feb. 12	at #9/9 Virginia*	L	60-73
Feb. 18	Maryland*	W	62-60
Feb. 22	at #5/5 North Carolina*	L	58-70
Feb. 25	at Florida State*	L	73-78
Feb. 27	at Georgia Tech*	L	56-61
Mar. 5	vs. Maryland ³	L	45-60

1 - Duke Classic (Durham, N.C.)

2 - Oakland Tribune Classic (Berkeley, Calif.)

3 - ACC Tournament (Rock Hill, S.C.)

1994-95**Coach: Gail Goestenkers****Record: 22-9, 10-6 ACC (4th)****NCAA Tournament - Second Round**

Nov. 26	vs. Montana ¹	W	89-49
Nov. 27	at Old Dominion ¹	L	59-64
Nov. 30	UNC Asheville	W	114-57
Dec. 3	Wisconsin-Milwaukee ²	W	104-34
Dec. 4	Indiana State ²	W	100-66
Dec. 7	Florida State*	W	84-68
Dec. 18	Princeton	W	67-64
Dec. 21	Charleston Southern	W	101-57
Dec. 28	vs. James Madison ³	W	75-63
Dec. 29	at St. Joseph's ³	W	67-64
Jan. 1	Manhattan	W	101-71
Jan. 4	N.C. State*	W	91-70
Jan. 8	at Maryland*	W	80-62
Jan. 10	at #9/11 Virginia*	L	62-78
Jan. 16	Wake Forest*	W	76-58
Jan. 18	at Georgia Tech*	W	80-71
Jan. 25	#3/3 North Carolina*	W	74-72
Jan. 28	at Florida State*	W	75-71
Feb. 1	at Clemson*	L	64-78
Feb. 5	at N.C. State*	L	55-71
Feb. 7	Maryland*	W	67-63
Feb. 12	#8/9 Virginia*	L	61-67
Feb. 16	at Wake Forest*	W	78-66
Feb. 18	Georgia Tech*	W	77-68
Feb. 20	Clemson*	L (OT)	82-88
Feb. 25	at #12/12 North Carolina*	L	57-82
Mar. 3	vs. Clemson ⁴	W	78-71
Mar. 4	vs. #6 Virginia ⁴	W (OT)	83-82
Mar. 5	vs. #12 North Carolina ⁴	L	70-95
Mar. 16	vs. Oklahoma State ⁵	W	76-64

ALL-TIME RESULTS

2015-16 WOMEN'S BASKETBALL MEDIA GUIDE

Mar. 18 at #13/15 Alabama ⁵ L (4OT) 120-121
 1 - Old Dominion Tournament (Norfolk, Va.)
 2 - Duke Women's Tournament (Durham, N.C.)
 3 - St. Joseph's Tournament (Philadelphia, Pa.)
 4 - ACC Tournament (Rock Hill, S.C.)
 5 - NCAA First & Second Rounds (Tuscaloosa, Ala.)

1995-96

Coach: Gail Goestenkers

Record: 26-7, 12-4 ACC (2nd)

NCAA Tournament - Second Round

Nov. 15 Virginia Commonwealth ¹ W 93-51
 Nov. 17 at Texas A&M ¹ L 73-83
 Nov. 24 vs. Pepperdine ² W 108-70
 Nov. 25 vs. Mississippi State ² W 72-67
 Nov. 29 at UNC Asheville W 95-57
 Dec. 2 Delaware ³ W 95-50
 Dec. 4 Michigan State ³ W 67-52
 Dec. 6 Florida State* W 92-30
 Dec. 10 Seton Hall W 76-66
 Dec. 18 at West Virginia W 84-64
 Dec. 20 at Manhattan W 73-61
 Dec. 29 vs. Kentucky ⁴ W 73-54
 Dec. 30 vs. Syracuse ⁴ W 84-40
 Jan. 4 at #13/15 N.C. State* L 73-75
 Jan. 8 #8/5 Virginia* L 60-61
 Jan. 11 Maryland* W 57-53
 Jan. 14 at Wake Forest* W 74-64
 Jan. 17 Georgia Tech* W 78-66
 Jan. 24 at #-/24 North Carolina* W 86-85
 Jan. 27 at Florida State* W 61-47
 Jan. 31 #17/18 Clemson* W 74-63
 Feb. 2 #14/17 N.C. State* L 74-80
 Feb. 5 at Maryland* L 52-63
 Feb. 8 Wake Forest* W 85-66
 Feb. 10 at #9/8 Virginia* W 72-69
 Feb. 17 at Georgia Tech* W 70-55
 Feb. 19 at #16/20 Clemson* W 75-65
 Feb. 23 North Carolina* W 61-58
 Mar. 1 vs. Wake Forest ⁵ W 67-61
 Mar. 2 vs. #19/23 N.C. State ⁵ W 79-62
 Mar. 3 vs. #22/20 Clemson ⁵ L 54-71
 Mar. 16 James Madison ⁶ W 85-53
 Mar. 18 San Francisco ⁶ L 60-64

1 - Preseason NIT (Durham, NC & College Station, Texas)
 2 - Univ. of New Orleans Tour. (New Orleans, La.)
 3 - Duke Classic (Durham, N.C.)
 4 - ACC Big Four Classic (Greensboro, N.C.)
 5 - ACC Tournament (Rock Hill, S.C.)
 6 - NCAA First & Second Rounds (Durham, N.C.)

1996-97

Coach: Gail Goestenkers

Record: 19-11, 9-7 ACC (5th)

NCAA Tournament - Second Round

Nov. 23 UNC Asheville W 90-52
 Nov. 24 at UNC Greensboro W 98-68
 Nov. 27 West Virginia W 84-70
 Nov. 30 Illinois State ¹ W 85-58
 Dec. 1 St. Joseph's ¹ W 63-46
 Dec. 7 vs. #6/6 Old Dominion ² L 77-89
 Dec. 8 at Richmond ² W 89-60
 Dec. 12 Georgia Tech* W 74-65
 Dec. 21 Manhattan W 85-36
 Dec. 28 vs. Rutgers ³ W 74-36
 Dec. 29 vs. George Washington ³ L 48-54
 Jan. 3 Florida State* W 87-46
 Jan. 6 at #13/13 Virginia* L 55-62
 Jan. 9 Wake Forest* W 82-70
 Jan. 12 at Maryland* L 64-68
 Jan. 15 at #15/13 N.C. State* L 73-86
 Jan. 18 #10/10 North Carolina* L 73-87
 Jan. 24 #10/10 Clemson* W 70-61

Jan. 27 at Georgia Tech* W 83-58
 Feb. 2 at Florida State* W 77-70
 Feb. 6 at Wake Forest* W 81-58
 Feb. 9 Maryland* W 66-57
 Feb. 12 N.C. State* W (OT) 96-95
 Feb. 16 at #22/21 Clemson* L 69-72
 Feb. 19 #11/9 Virginia* L 56-86
 Feb. 21 at #4/5 North Carolina* L 61-81
 Feb. 28 vs. Maryland ⁴ W (OT) 60-52
 Mar. 1 vs. #5/6 North Carolina ⁴ L 55-66
 Mar. 14 vs. DePaul ⁵ W 70-56
 Mar. 16 at #16/19 Illinois ⁵ L 67-85

1 - Duke Classic (Durham, N.C.)
 2 - Central Fidelity Invitational (Richmond, Va.)
 3 - ACC Big Four Classic (Greensboro, N.C.)
 4 - ACC Tournament (Charlotte, N.C.)
 5 - NCAA First & Second Rounds (Champaign, Ill.)

1997-98

Coach: Gail Goestenkers

Record: 24-8, 13-3 ACC (1st)

NCAA Tournament - Elite Eight

Nov. 19 UNC Greensboro W 78-51
 Nov. 22 Notre Dame W 80-62
 Nov. 28 vs. Detroit ¹ W 87-65
 Nov. 29 vs. Southern Illinois ¹ W 76-54
 Nov. 30 vs. #8/8 Illinois ¹ L 65-77
 Dec. 6 Ohio ² W 99-59
 Dec. 7 Michigan ² W 64-63
 Dec. 13 at Clemson* L 61-72
 Dec. 20 UCLA L 83-93
 Dec. 22 Maryland* W 65-48
 Dec. 28 vs. Kent State ³ W 69-57
 Dec. 29 at #12/15 Florida ³ L 63-70
 Jan. 2 at Wake Forest* W 73-60
 Jan. 4 Georgia Tech* W 87-56
 Jan. 12 at #8/7 North Carolina* L 74-83
 Jan. 16 Florida State* W 96-76
 Jan. 19 at #8/7 N.C. State* W 75-61
 Jan. 23 #11/10 Virginia* W 93-66
 Jan. 25 #19/22 Clemson* W 78-59
 Jan. 30 at Maryland* L 53-54
 Feb. 2 Wake Forest* W 79-55
 Feb. 5 at Georgia Tech* W 58-55
 Feb. 12 #5/5 North Carolina* W 83-70
 Feb. 15 at Florida State* W 79-67
 Feb. 19 #10/8 N.C. State* W 65-62
 Feb. 22 at #15/14 Virginia* W (OT) 85-78
 Feb. 27 vs. Georgia Tech ⁴ W 100-56
 Feb. 28 vs. #8/10 North Carolina ⁴ L 52-56
 Mar. 14 Middle Tennessee State ⁵ W 92-67
 Mar. 16 Louisville ⁵ W 69-53
 Mar. 21 vs. #13/12 Florida ⁵ W 71-58
 Mar. 23 vs. Arkansas ⁶ L 72-77

1 - San Juan Shootout (San Juan, Puerto Rico)
 2 - Duke Classic (Durham, N.C.)
 3 - The State Farm Classic (Gainesville, Fla.)
 4 - ACC Tournament (Charlotte, N.C.)
 5 - NCAA First & Second Rounds (Durham, N.C.)
 6 - NCAA West Regional (Oakland, Calif.)

1998-99

Coach: Gail Goestenkers

Record: 29-7, 15-1 ACC (1st)

NCAA Tournament - National Finals

Nov. 13 vs. #3/3 Connecticut ¹ L 74-104
 Nov. 14 vs. #19/17 Stanford ¹ W 77-57
 Nov. 17 Virginia Tech W 70-72
 Nov. 21 at #11/19 Notre Dame L 57-84
 Nov. 23 at #18/22 Vanderbilt W 79-71
 Nov. 28 Villanova ² W 75-47
 Nov. 29 Marquette ² W 91-60
 Dec. 2 Florida State* W 91-72

Dec. 6 vs. #3/3 Tennessee ³ L 60-74
 Dec. 8 Hampton W 83-47
 Dec. 12 Temple W 112-34
 Dec. 19 UNC Asheville W 94-27
 Dec. 28 at #9/11 UCLA W 85-80
 Jan. 2 at Maryland* W 90-61
 Jan. 4 #22/22 Virginia* W 84-68
 Jan. 7 Georgia Tech* W 113-46
 Jan. 11 at Wake Forest* W 74-59
 Jan. 14 #16/12 Clemson* W 86-77
 Jan. 17 at N.C. State* W 67-62
 Jan. 22 at #7/6 North Carolina* W 93-71
 Jan. 25 at Florida State* W 92-75
 Feb. 1 Maryland* W 72-54
 Feb. 4 at #16/16 Virginia* W 66-56
 Feb. 7 at Georgia Tech* W 74-73
 Feb. 11 Wake Forest* W 86-48
 Feb. 14 at #19/19 Clemson* L 75-80
 Feb. 18 N.C. State* W 75-67
 Feb. 21 #13/12 North Carolina* W 88-78
 Feb. 26 vs. Florida State ⁴ W 90-57
 Feb. 28 vs. #16 Clemson ⁴ L 71-76
 Mar. 13 Holy Cross ⁵ W 79-51
 Mar. 15 St. Joseph's ⁵ W 66-60
 Mar. 20 vs. #5/5 Old Dominion ⁶ W 76-63
 Mar. 22 vs. #2/2 Tennessee ⁶ W 69-63
 Mar. 26 vs. #12/12 Georgia ⁷ W 81-69
 Mar. 28 vs. #1/1 Purdue ⁷ L 45-62

1 - Nike Four in the Fall (San Jose, Calif.)
 2 - Duke Classic (Durham, N.C.)
 3 - Honda Elite Four Holiday Classic (Orlando, Fla.)
 4 - ACC Tournament (Charlotte, N.C.)
 5 - NCAA First & Second Rounds (Durham, N.C.)
 6 - NCAA EAST Region (Greensboro, N.C.)
 7 - NCAA Final Four (San Jose, Calif.)

1999-2000

Coach: Gail Goestenkers

Record: 28-6, 12-4 ACC (2nd)

ACC Tournament Champion

NCAA Tournament - Sweet 16

Nov. 15 UNC Greensboro ¹ W 72-47
 Nov. 17 #20/21 Boston College ¹ L 70-77
 Nov. 24 Vanderbilt W 68-59
 Nov. 27 Florida A&M ² W 93-38
 Nov. 28 #9/8 Penn State ² W 63-49
 Dec. 2 Elon College W 101-44
 Dec. 5 Virginia* W 83-62
 Dec. 8 at #24/24 Virginia Tech W 70-61
 Dec. 11 at Seton Hall W 66-52
 Dec. 20 vs. Sacramento State ³ W 81-45
 Dec. 21 vs. Liberty ³ W 66-45
 Dec. 28 George Mason W 95-56
 Dec. 30 Georgetown W 68-53
 Jan. 3 at Maryland* W 79-61
 Jan. 9 at Georgia Tech* W 64-45
 Jan. 13 Wake Forest* W 82-48
 Jan. 16 Clemson* W 60-51
 Jan. 20 at #6/5 N.C. State* L (OT) 75-80
 Jan. 24 at Florida State* W 59-54
 Jan. 27 North Carolina* W 101-58
 Jan. 30 at #24/25 Virginia* L 49-61
 Feb. 3 Maryland* L 62-63
 Feb. 11 Georgia Tech* W 83-51
 Feb. 14 at Wake Forest* W 69-38
 Feb. 17 #7/7 N.C. State* W 70-64
 Feb. 21 at Clemson* W 59-44
 Feb. 24 Florida State* W 87-52
 Feb. 27 at North Carolina* L 64-73
 Mar. 4 vs. Florida State ⁴ W 92-65
 Mar. 5 vs. Georgia Tech ⁴ W 77-56
 Mar. 6 vs. North Carolina ⁴ W 79-76
 Mar. 18 Campbell ⁵ W 71-42

Mar. 20	Western Kentucky ⁵	W	90-70
Mar. 25	vs. #15/12 LSU ⁶	L	66-79
<i>1 - Preseason WNIT (Durham, N.C.)</i>			
<i>2 - Duke Classic (Durham, N.C.)</i>			
<i>3 - Sun Splash Shootout (Nassau, The Bahamas)</i>			
<i>4 - ACC Tournament (Greensboro, N.C.)</i>			
<i>5 - NCAA First & Second Rounds (Durham, N.C.)</i>			
<i>6 - NCAA EAST Region (Richmond, Va.)</i>			

2000-01

Coach: Gail Goestenkers

Record: 30-4, 13-3 ACC (1st)

ACC Tournament Champion

NCAA Tournament - Sweet 16

Nov. 10	vs. UCLA ¹	W	80-52
Nov. 11	vs. #7/8 LSU ¹	W	56-45
Nov. 18	William & Mary	W	81-46
Nov. 20	at #9/8 Penn State	W	88-87
Nov. 22	at #--/24 Boston College	W	67-49
Nov. 25	Duquesne ²	W	97-66
Nov. 26	Toledo ²	W	71-41
Nov. 29	UNC Charlotte	W	78-59
Dec. 3	at George Mason	W	88-69
Dec. 9	at Clemson*	L	75-93
Dec. 17	vs. Arkansas State ³	W	69-45
Dec. 19	vs. Oral Roberts ³	W	62-51
Dec. 30	#5/6 Iowa State	W	81-63
Jan. 2	Wake Forest*	W	81-56
Jan. 8	at Florida State*	W	73-60
Jan. 11	Georgia Tech*	W	86-83
Jan. 14	at Maryland*	W	75-64
Jan. 18	#22/19 N.C. State*	W	62-59
Jan. 22	at --/24 Virginia*	W	71-68
Jan. 25	at North Carolina*	W (OT)	92-85
Jan. 28	#15/16 Clemson*	W	92-42
Feb. 1	at Wake Forest*	W	66-58
Feb. 8	Florida State*	L	69-71
Feb. 12	at Georgia Tech*	W	74-54
Feb. 15	Maryland*	W	75-54
Feb. 18	at #24/21 N.C. State*	L	55-69
Feb. 22	Virginia*	W	76-53
Feb. 26	North Carolina*	W	72-67
Mar. 2	vs. Wake Forest ⁴	W (OT)	75-68
Mar. 4	vs. Florida State ⁴	W	72-56
Mar. 5	vs. #21/20 N.C. State ⁴	W	57-45
Mar. 17	vs. UW-Milwaukee ⁵	W	96-63
Mar. 19	vs. Arkansas ⁵	W	75-54
Mar. 24	vs. #15/15 SW Miss. St. ⁶	L	71-81

*1 - Women's Sports Foundation Clas. (Albuquerque, N.M.)**2 - Duke Classic (Durham, N.C.)**3 - Fun in the Sun Shootout (Cancun, Mexico)**4 - ACC Tournament (Greensboro, N.C.)**5 - NCAA First & Second Rounds (Durham, N.C.)**6 - NCAA Final 16 (Spokane, Wash.)***2001-02**

Coach: Gail Goestenkers

Record: 31-4, 16-0 ACC (1st)

ACC Tournament Champion

NCAA Tournament - Final Four

Nov. 11	#7/7 Texas Tech ¹	W	85-69
Nov. 16	Elon	W	102-52
Nov. 18	at Toledo	L	65-71
Nov. 24	Davidson ²	W	107-58
Nov. 25	South Carolina ²	L (OT)	81-87
Nov. 29	at UNC Charlotte	W	64-39
Dec. 2	vs. #6/5 Louisiana Tech ³	W	76-64
Dec. 6	at Virginia*	W	107-73
Dec. 8	at Georgetown	W	89-54
Dec. 16	UNC Greensboro	W	90-58
Dec. 20	Liberty	W	95-53
Dec. 27	vs. #2/2 Tennessee ⁴	L	68-89
Dec. 30	at Georgia Tech*	W	76-60

Jan. 2	Maryland*	W	90-74
Jan. 6	Wake Forest*	W	91-46
Jan. 10	at Clemson*	W	81-58
Jan. 13	at N.C. State*	W	73-68
Jan. 20	Virginia*	W	86-69
Jan. 24	#21/20 North Carolina*	W	102-82
Jan. 27	at Florida State*	W	102-80
Jan. 31	Georgia Tech*	W	86-50
Feb. 2	at Maryland*	W	66-55
Feb. 7	at Wake Forest*	W	83-60
Feb. 10	Clemson*	W	77-69
Feb. 18	N.C. State*	W	81-54
Feb. 21	Florida State*	W	88-55
Feb. 24	at #19/20 North Carolina*	W	90-75
Mar. 1	vs. Florida State ⁵	W	82-66
Mar. 3	vs. Virginia ⁵	W	71-67
Mar. 4	vs. #16/19 North Carolina ⁵	W	87-80
Mar. 15	vs. Norfolk State ⁶	W	95-48
Mar. 17	vs. #--/25 TCU ⁶	W	76-66
Mar. 23	vs. #14/14 Texas ⁷	W	62-46
Mar. 25	vs. #13/13 South Carolina ⁷	W	77-68
Mar. 29	vs. #2/2 Oklahoma ⁸	L	71-86

*1 - State Farm Tip-Off Classic (Durham, N.C.)**2 - Duke Classic (Durham, N.C.)**3 - Disney Honda Elite 4 Classic (Orlando, Fla.)**4 - ACC/SEC Challenge (Atlanta, Ga.)**5 - ACC Tournament (Greensboro, N.C.)**6 - NCAA First & Second Rounds (Durham, N.C.)**7 - NCAA Final 16 & 8 (Raleigh, N.C.)**8 - NCAA Final Four (San Antonio, Texas)***2002-03**

Coach: Gail Goestenkers

Record: 35-2, 16-0 ACC (1st)

ACC Tournament Champion

NCAA Tournament - Final Four

Nov. 22	East Carolina	W	108-46
Nov. 24	vs. #2/2 Tennessee ¹	W	76-55
Nov. 28	vs. Hampton ²	W	71-34
Nov. 29	vs. Old Dominion ²	W	65-52
Nov. 30	vs. #17/15 Arkansas ²	W (OT)	74-72
Dec. 6	Howard ³	W	128-53
Dec. 8	St. Joseph's ³	W	82-48
Dec. 16	Charleston Southern	W	106-38
Dec. 18	Florida International	W	106-58
Dec. 21	at Tulsa	W	90-36
Dec. 27	vs. Detroit Mercy ⁴	W	92-52
Dec. 29	vs. Iowa State ⁴	W	88-59
Jan. 6	Clemson*	W	69-53
Jan. 9	at Virginia*	W	60-59
Jan. 13	at Georgia Tech*	W	79-59
Jan. 16	Wake Forest*	W	71-61
Jan. 20	at #8/10 North Carolina*	W (OT)	78-67
Jan. 23	Maryland*	W	101-52
Jan. 26	Florida State*	W	81-63
Jan. 29	at N.C. State*	W	54-44
Feb. 1	#2/2 Connecticut	L	65-77
Feb. 6	at Clemson*	W	61-49
Feb. 10	Virginia*	W	75-48
Feb. 13	Georgia Tech*	W	82-43
Feb. 17	at Wake Forest*	W	83-41
Feb. 20	#6/6 North Carolina*	W	97-63
Feb. 24	at Maryland*	W	97-55
Feb. 27	at Florida State*	W	70-49
Mar. 2	N.C. State*	W	86-60
Mar. 7	vs. Wake Forest ⁵	W	64-59
Mar. 9	vs. Georgia Tech ⁵	W	76-52
Mar. 10	vs. #11/9 North Carolina ⁵	W	77-59
Mar. 23	vs. Georgia State ⁶	W	66-48
Mar. 25	vs. Utah ⁶	W	65-54
Mar. 29	vs. #19/20 Georgia ⁷	W	66-63
Mar. 31	vs. #7/8 Texas Tech ⁷	W	57-51
Apr. 6	vs. #4/4 Tennessee ⁸	L	56-66

<i>1 - Jimmy V Basketball Classic (Raleigh, N.C.)</i>
<i>2 - Paradise Jam (St. Thomas, USVI)</i>
<i>3 - Duke Classic (Durham, N.C.)</i>
<i>4 - South Padre Shootout (South Padre Island, Texas)</i>
<i>5 - ACC Tournament (Greensboro, N.C.)</i>
<i>6 - NCAA First & Second Rounds (Raleigh, N.C.)</i>
<i>7 - NCAA Final 16 & 8 (Albuquerque, N.M.)</i>
<i>8 - NCAA Final Four (Atlanta, Ga.)</i>

2003-04

Coach: Gail Goestenkers

Record: 30-4, 15-1 ACC (1st)

ACC Tournament Champion

NCAA Tournament - Elite Eight

Nov. 16	vs. #3/3 Texas ¹	L	77-85
Nov. 21	Elon	W	108-26
Nov. 23	vs. #5/6 Purdue ²	W	93-63
Nov. 29	Stephen F. Austin ³	W	119-53
Nov. 30	#25/-- Auburn ³	W	66-57
Dec. 5	at Wake Forest*	W	88-55
Dec. 14	Tulsa	W	90-36
Dec. 20	at Northwestern State	W	105-53
Dec. 28	vs. Hampton ⁴	W	90-59
Dec. 29	at Loyola Marymount ⁴	W	81-53
Jan. 3	at #1/1 Connecticut	W	68-67
Jan. 5	Florida State*	W	79-66
Jan. 8	at Georgia Tech*	W	77-45
Jan. 11	#13/13 North Carolina*	W	79-57
Jan. 18	at Virginia*	W	63-52
Jan. 22	Maryland*	W	78-48
Jan. 24	#2/2 Tennessee	L	69-72
Jan. 30	N.C. State*	W	75-56
Feb. 2	at Clemson*	W	78-60
Feb. 4	at Florida State*	L	74-80
Feb. 7	Georgia Tech*	W	81-41
Feb. 12	Wake Forest*	W	80-55
Feb. 14	at #15/14 North Carolina*	W	89-79
Feb. 19	Virginia*	W	87-54
Feb. 22	at Maryland*	W	72-59
Feb. 27	Clemson*	W	102-45
Mar. 1	at N.C. State*	W	90-57
Mar. 6	vs. Wake Forest ⁵	W	77-59
Mar. 7	vs. Maryland ⁵	W	70-63
Mar. 8	vs. #9/10 North Carolina ⁵	W	63-47
Mar. 21	Northwestern State ⁶	W	103-51
Mar. 23	Marquette ⁶	W	76-67
Mar. 28	vs. #7/5 Louisiana Tech ⁷	W	63-49
Mar. 30	vs. #24/20 Minnesota ⁷	L	75-82

*1 - State Farm Tip-Off Classic (West Lafayette, Ind.)**2 - Jimmy V Women's Basketball Classic (Raleigh, N.C.)**3 - Duke Classic (Durham, N.C.)**4 - LMU Marina del Rey Marriott (Los Angeles, Calif.)**5 - ACC Tournament (Greensboro, N.C.)**6 - NCAA First & Second Rounds (Durham, N.C.)**7 - NCAA Final 16 & 8 (Norfolk, Va.)***2004-05**

Coach: Gail Goestenkers

Record: 31-5, 12-2 ACC (1-1st)

NCAA Tournament - Elite Eight

Nov. 12	Davidson ¹	W	89-69
Nov. 14	South Florida ¹	W	82-50
Nov. 17	at #11/11 Notre Dame ²	L	65-76
Nov. 19	#23/23 Penn State	W	66-58
Nov. 26	vs. Stephen F. Austin ³	W	84-29
Nov. 27	vs. #16/16 Kansas State ³	W	63-51
Dec. 2	at #4/5 Tennessee	W	59-57
Dec. 4	Pacific	W	86-30
Dec. 12	Liberty	W	83-48
Dec. 15	Jacksonville State	W	99-36
Dec. 18	vs. #20/18 Purdue ⁴	W	66-48
Dec. 20	at Ball State	W	81-31
Dec. 29	vs. Rhode Island ⁵	W	89-63

Dec. 31	at Auburn ⁵	W	80-61
Jan. 4	Holy Cross	W	101-42
Jan. 9	#25/25 Virginia Tech*	W	88-67
Jan. 14	at Virginia*	W	87-65
Jan. 17	Georgia Tech*	W	82-59
Jan. 19	at Wake Forest*	W	99-86
Jan. 24	at #12/6 North Carolina*	L	51-56
Jan. 27	#20/22 Maryland*	W	60-57
Jan. 30	at #25/- N.C. State*	W	52-49
Feb. 3	at Miami*	W	72-63
Feb. 6	#24/24 Florida State*	W	75-64
Feb. 13	at #19/21 Maryland*	W	60-49
Feb. 17	Clemson*	W	72-48
Feb. 20	at Georgia Tech*	W	73-55
Feb. 24	Miami*	W	95-61
Feb. 27	#8/4 North Carolina*	L	68-77
Mar. 5	vs. Wake Forest ⁶	W	107-50
Mar. 6	vs. #25/- Maryland ⁶	W	74-44
Mar. 7	vs. #4/3 North Carolina ⁶	L	67-88
Mar. 20	vs. Canisius ⁷	W	80-48
Mar. 22	vs. #25/- Boston College ⁷	W	70-65
Mar. 26	vs. #20/20 Georgia ⁸	W	63-57
Mar. 28	vs. #2/4 LSU ⁸	L	49-59

1 - Preseason WNIT (Durham, N.C.)

2 - Preseason WNIT (Notre Dame, Ind.)

3 - Junkanoo Jam (Grand Bahamas Island, Bahamas)

4 - Blockbuster Classic (Indianapolis, Ind.)

5 - Auburn Holiday Classic (Auburn, Ala.)

6 - ACC Tournament (Greensboro, N.C.)

7 - NCAA First & Second Rounds (Chapel Hill, N.C.)

8 - NCAA Final 16 & 8 (Chattanooga, Tenn.)

2005-06

Coach: Gail Goestenkers

Record: 31-4, 12-2 ACC (2nd)

NCAA Tournament - National Finals

Nov. 18	at Penn State	W	93-67
Nov. 20	at Old Dominion	W	93-56
Nov. 22	Fairfield	W	110-44
Nov. 26	Arkansas State ¹	W	110-56
Nov. 27	Auburn ¹	W	69-37
Dec. 4	at #18/16 Texas	W	84-70
Dec. 6	at TCU	W	92-52
Dec. 19	Ball State	W	110-24
Dec. 22	Colorado State	W	99-52
Dec. 28	vs. St. John's ²	W	105-57
Dec. 30	at San Diego ²	W	119-52
Jan. 2	Wake Forest*	W	100-54
Jan. 5	Florida State*	W	87-68
Jan. 8	at #6/6 Maryland*	W	86-68
Jan. 11	at Georgia Tech*	W	67-59
Jan. 14	at #22/22 Boston College*	W	66-52
Jan. 16	at Holy Cross	W	84-36
Jan. 19	N.C. State*	W	77-57
Jan. 23	#1/1 Tennessee	W	75-53
Jan. 26	at Clemson*	W	97-65
Jan. 29	#3/2 North Carolina*	L	70-74
Feb. 6	at Virginia Tech*	W	73-62
Feb. 10	Virginia*	W	88-65
Feb. 13	#4/6 Maryland*	W	90-80
Feb. 19	at Miami*	W (2OT)	99-93
Feb. 22	Virginia Tech*	W	93-51
Feb. 25	at #2/2 North Carolina*	L	65-77
Mar. 3	vs. Virginia Tech ³	W	69-56
Mar. 4	vs. #4/4 Maryland ³	L	70-78
Mar. 19	vs. Southern ⁴	W	96-27
Mar. 21	vs. Southern California ⁴	W	85-51
Mar. 26	vs. #16/17 Michigan State ⁵	W	86-61
Mar. 28	vs. #8/8 Connecticut ⁵	W (OT)	63-61
Apr. 2	vs. #5/5 LSU ⁶	W	84-45
Apr. 4	vs. #3/3 Maryland ⁶	L (OT)	75-78

1 - Duke Classic (Durham, N.C.)

2 - Surf 'N Slam Classic (San Diego, Calif.)
3 - ACC Tournament (Greensboro, N.C.)
4 - NCAA First & Second Rounds (Norfolk, Va.)
5 - NCAA Final 16 & 8 (Bridgeport, Conn.)
6 - NCAA Final Four (Boston, Mass.)

2006-07

Coach: Gail Goestenkers

Record: 32-2, 14-0 ACC (1st)

NCAA Tournament - Sweet 16

Nov. 11	Northeastern	W	102-49
Nov. 17	Marist	W	71-50
Nov. 19	Houston	W	81-35
Nov. 21	Penn State	W	70-42
Nov. 25	at Michigan	W	92-47
Nov. 29	Old Dominion	W	89-40
Dec. 4	at #19/17 Rutgers ¹	W	85-45
Dec. 7	#11/11 Vanderbilt	W	69-48
Dec. 10	#22/22 Texas	W	80-52
Dec. 19	vs. #25/21 Bowling Green ²	W	55-46
Dec. 20	vs. SMU ²	W	75-45
Dec. 21	vs. #22/22 Pittsburgh ²	W	72-51
Dec. 29	at Dartmouth ³	W	77-40
Dec. 30	vs. Boston University ³	W	72-42
Jan. 3	Miami*	W	72-42
Jan. 7	at Virginia Tech*	W	86-54
Jan. 10	Georgia Tech*	W	83-51
Jan. 13	#1/1 Maryland*	W	81-62
Jan. 18	at N.C. State*	W	65-51
Jan. 22	at #4/4 Tennessee	W	74-70
Jan. 25	at Florida State*	W	73-60
Jan. 29	Virginia Tech*	W	75-65
Feb. 2	at Virginia*	W	76-61
Feb. 5	Clemson*	W	105-53
Feb. 8	at #2/2 North Carolina*	W	64-53
Feb. 11	at Wake Forest*	W	77-45
Feb. 15	Boston College*	W	73-52
Feb. 18	at #6/6 Maryland*	W	69-57
Feb. 25	#4/4 North Carolina*	W	67-62
Mar. 2	vs. Virginia ⁴	W	79-58
Mar. 3	vs. #24/25 N.C. State ⁴	L	65-70
Mar. 18	vs. Holy Cross ⁵	W	81-44
Mar. 20	vs. Temple ⁵	W	62-52
Mar. 24	vs. #15/18 Rutgers ⁶	L	52-53

1 - Jimmy V Classic (Piscataway, N.J.)

2 - Caribbean Classic (Cancun, Mexico)

3 - Blue Sky Classic (Hanover, N.H.)

4 - ACC Tournament (Greensboro, N.C.)

5 - NCAA First & Second Rounds (Raleigh, N.C.)

6 - NCAA Sweet 16 (Greensboro, N.C.)

2007-08

Coach: Joanne P. McCallie

Record: 25-10, 10-4 ACC (3rd)

NCAA Tournament - Sweet 16

Nov. 11	at Denver	W	57-37
Nov. 15	vs. South Florida ¹	W	89-52
Nov. 18	UNC Greensboro	W	84-39
Nov. 22	vs. #22/20 Purdue ²	W	53-41
Nov. 23	vs. Temple ²	W	64-53
Nov. 25	vs. #2/2 Connecticut ²	L	48-74
Nov. 28	at #23/18 Vanderbilt	L	55-68
Dec. 2	at Penn State	L	84-86
Dec. 6	#4/3 Rutgers	W	49-44
Dec. 8	vs. Pittsburgh ³	W	51-49
Dec. 18	Utah Valley	W	95-61
Dec. 21	Bucknell	W	92-49
Dec. 28	at Houston	W	84-68
Jan. 3	N.C. Central	W	82-29
Jan. 5	at Miami*	W	84-72
Jan. 11	Florida State*	W	70-38
Jan. 14	at #4/4 Maryland*	L	70-85

Jan. 20	N.C. State*	W	71-57
Jan. 24	at #23/23 Georgia Tech*	W	73-47
Jan. 28	#2/2 Tennessee	L	64-67
Feb. 1	Virginia Tech*	W	85-50
Feb. 4	#3/3 North Carolina*	L	76-93
Feb. 7	at Boston College*	W	51-41
Feb. 10	Wake Forest*	W	71-36
Feb. 13	at Clemson*	W	83-54
Feb. 17	#4/5 Maryland*	L	69-76
Feb. 22	at Virginia Tech*	W	72-60
Feb. 24	Virginia*	W	78-70
Mar. 2	at #2/2 North Carolina*	L	51-82
Mar. 7	vs. Florida State ⁴	W	81-67
Mar. 8	vs. #5/4 Maryland ⁴	W	74-63
Mar. 9	vs. #2/2 North Carolina ⁴	L	73-86
Mar. 23	vs. Murray State ⁵	W	78-57
Mar. 25	vs. Arizona State ⁵	W	67-59
Mar. 30	vs. #8/9 Texas A&M ⁶	L	63-77

1 - ESPNU Invitational (Tampa, Fla.)

2 - Paradise Jam (St. Thomas, USVI)

3 - Maggie Dixon Classic (New York, N.Y.)

4 - ACC Tournament (Greensboro, N.C.)

5 - NCAA First & Second Rounds (College Park, Md.)

6 - NCAA Regional Semifinal (Oklahoma City, Okla.)

2008-09

Coach: Joanne P. McCallie

Record: 27-6, 11-3 ACC (3rd)

NCAA Tournament - Second Round

Nov. 14	#14/15 Oklahoma St.	W	77-68
Nov. 16	Maine	W	98-31
Nov. 21	vs. Hartford ¹	L	51-53
Nov. 22	vs. Southern ¹	W	93-52
Nov. 28	at Western Kentucky	W	59-56
Dec. 4	Iowa	W	71-47
Dec. 7	Michigan	W	60-45
Dec. 16	#3/4 Stanford	W	56-52
Dec. 19	at Southern California ²	W (OT)	97-89
Dec. 20	vs. Siena ²	W	86-41
Dec. 28	Quinnipiac	W	78-50
Dec. 31	at Providence	W	66-49
Jan. 5	Temple	W	87-52
Jan. 9	Miami*	W	73-58
Jan. 12	#12/15 Maryland*	W	68-65
Jan. 16	at Virginia Tech*	W	57-52
Jan. 19	at N.C. State*	W (OT)	61-58
Jan. 25	Georgia Tech*	W	60-34
Jan. 29	at #18/20 Florida State*	L (OT)	75-82
Feb. 2	Boston College*	W	69-58
Feb. 5	at #17/15 Virginia*	W	81-67
Feb. 9	at #8/9 North Carolina*	L	60-75
Feb. 13	Clemson*	W	77-53
Feb. 16	at #13/18 Tennessee	W	62-54
Feb. 19	Virginia Tech*	W	62-46
Feb. 22	at #9/7 Maryland*	L	59-77
Feb. 25	at Wake Forest*	W	83-50
Mar. 1	#9/10 North Carolina*	W (OT)	81-79
Mar. 6	vs. #24/20 Virginia ³	W	76-53
Mar. 7	vs. #12/13 Florida State ³	W	75-57
Mar. 8	vs. #4/4 Maryland ³	L (OT)	89-92
Mar. 22	vs. Austin Peay ⁴	W	83-42
Mar. 24	at Michigan State ⁴	L	49-63

1 - DePaul Invitational (Chicago, Ill.)

2 - Women of Troy Classic (Los Angeles, Calif.)

3 - ACC Tournament (Greensboro, N.C.)

4 - NCAA First & Second Rounds (East Lansing, Mich.)

2009-10

Coach: Joanne P. McCallie

Record: 30-6, 12-2 ACC (1st)

ACC Tournament Champion

NCAA Tournament - Elite Eight

Nov. 13	at Houston Baptist	W	104-35
Nov. 15	at #-/16 Texas A&M	L	77-95
Nov. 19	Georgia Southern	W	69-42
Nov. 23	UNC Charlotte	W	57-44
Nov. 26	vs. Western Kentucky ¹	W	70-47
Nov. 27	vs. Marquette ¹	W	74-43
Dec. 3	#3/3 Ohio State	W	83-67
Dec. 6	Southern California	W	78-72
Dec. 15	at #2/2 Stanford	L	55-71
Dec. 18	#24/25 James Madison	W	79-65
Dec. 21	at Maine	W	75-34
Dec. 28	N.C. Central	W	117-28
Dec. 31	at Temple	W	70-62
Jan. 3	Providence	W	88-63
Jan. 7	at Clemson*	W	67-41
Jan. 10	Wake Forest*	W	65-51
Jan. 14	at #25/-- Miami*	W	69-62
Jan. 18	#1/1 Connecticut	L	48-81
Jan. 21	Virginia Tech*	W	69-38
Jan. 24	at Maryland*	W	58-57
Jan. 29	#13/14 Florida State*	W	73-43
Feb. 4	at Boston College*	L	57-61
Feb. 8	#18/15 North Carolina*	W	79-51
Feb. 11	N.C. State*	W	70-39
Feb. 14	at Virginia Tech*	W	65-53
Feb. 19	at #19/-- Georgia Tech*	W	64-50
Feb. 21	Maryland*	W	71-59
Feb. 26	#21/18 Virginia*	W	83-65
Feb. 28	at North Carolina*	L	54-64
Mar. 5	vs. Maryland ²	W	66-64
Mar. 6	vs. Georgia Tech ²	W	67-55
Mar. 7	vs. N.C. State ²	W	70-60
Mar. 20	Hampton ³	W	72-37
Mar. 22	#21/-- LSU ³	W	60-52
Mar. 27	vs. San Diego State ⁴	W	66-58
Mar. 29	vs. #14/18 Baylor ⁴	L	48-51

*1 - Caribbean Challenge in Cancun, Mexico**2 - ACC Tournament (Greensboro, N.C.)**3 - NCAA First & Second Rounds (Durham, N.C.)**4 - NCAA Regional (Memphis, Tenn.)*2010-11

Coach: Joanne P. McCallie

Record: 32-4, 12-2 ACC (1st)

ACC Tournament Champion

NCAA Tournament - Elite Eight

Nov. 13	Brigham Young	W	69-54
Nov. 15	Southern California	W	75-50
Nov. 18	at Auburn	W	75-62
Nov. 21	Western Kentucky	W	85-55
Nov. 24	at Pittsburgh	W	93-55
Nov. 27	at Charlotte	W	61-55
Nov. 30	at James Madison	W	75-58
Dec. 2	at Wisconsin	W	59-51
Dec. 6	#7/7 Texas A&M ¹	W	61-58
Dec. 9	Albany	W	83-48
Dec. 12	at Oklahoma State	W	73-45
Dec. 21	#4/4 Xavier	W	46-45
Dec. 30	Temple	W	71-64
Jan. 4	#10/10 Kentucky	W	54-48
Jan. 6	#14/15 Maryland*	W	71-64
Jan. 14	at #21/15 Florida State*	W	87-70
Jan. 16	at Virginia Tech*	W	57-43
Jan. 21	Georgia Tech*	W	69-32
Jan. 23	at N.C. State*	W	65-64
Jan. 26	Clemson*	W	92-37

Jan. 31	at #2/2 Connecticut	L	51-87
Feb. 3	#18/21 Miami*	W	82-58
Feb. 7	at #13/12 North Carolina*	L	60-62
Feb. 11	at Wake Forest*	W	82-39
Feb. 13	Boston College*	W	66-53
Feb. 17	at #16/17 Maryland*	L	47-69
Feb. 20	Virginia Tech*	W	90-40
Feb. 24	at Virginia*	W	71-48
Feb. 27	#13/16 North Carolina*	W	66-58
Mar. 4	vs. Wake Forest ²	W	79-50
Mar. 5	vs. Georgia Tech ²	W	74-66
Mar. 6	vs. #19/19 North Carolina ²	W	81-66
Mar. 19	UT Martin ³	W	90-45
Mar. 21	#19/17 Marist ³	W	71-66
Mar. 27	vs. #10/12 DePaul ⁴	W	70-63
Mar. 29	vs. #1/1 Connecticut ⁴	L	40-75

*1 - Jimmy V Classic (Durham, N.C.)**2 - ACC Tournament (Durham, N.C.)**3 - NCAA First & Second Rounds (Durham, N.C.)**4 - NCAA Regional (Philadelphia, Pa.)*2011-12

Coach: Joanne P. McCallie

Record: 27-6, 15-1 ACC (1st)

NCAA Tournament - Elite Eight

Nov. 11	at Brigham Young	W	61-55
Nov. 18	Auburn	W	73-50
Nov. 20	at Western Kentucky	W	80-54
Nov. 25	vs. Gardner-Webb ¹	W	97-31
Nov. 26	vs. #4/3 Notre Dame ¹	L	54-56
Dec. 1	#13/16 Purdue	W	64-53
Dec. 4	Pittsburgh	W	92-43
Dec. 8	at #10/10 Kentucky	L	65-72
Dec. 11	USC Upstate	W	93-35
Dec. 20	UNC Wilmington	W	107-45
Dec. 30	at Temple	W	65-54
Jan. 2	Virginia*	W	77-66
Jan. 6	at Wake Forest*	W	76-58
Jan. 8	NC State*	W	83-59
Jan. 13	Florida State*	W	73-66
Jan. 15	at Virginia Tech*	W	61-34
Jan. 18	at Georgia Tech*	W	79-62
Jan. 22	#8/7 Maryland*	W	80-72
Jan. 27	at Clemson*	W	81-37
Jan. 30	#3/3 Connecticut	L	45-61
Feb. 2	Wake Forest*	W	75-43
Feb. 6	#22/24 North Carolina*	W	96-56
Feb. 9	at Boston College*	W	71-62
Feb. 12	at Florida State*	W	67-57
Feb. 15	Virginia Tech*	W	67-45
Feb. 19	at #8/7 Maryland*	L	61-63
Feb. 24	#5/5 Miami*	W	74-64
Feb. 26	at North Carolina*	W	69-63
Mar. 2	vs. NC State ²	L	73-75
Mar. 18	vs. Samford ³	W	82-47
Mar. 20	vs. Vanderbilt ³	W	96-80
Mar. 24	vs. #14/21 St. John's ⁴	W	74-47
Mar. 26	vs. #2/2 Stanford ⁴	L	69-81

*1 - Junkanoo Jam (Freeport, Bahamas)**2 - ACC Tournament (Greensboro, N.C.)**3 - NCAA First & Second Rounds (Nashville, Tenn.)**4 - NCAA Regional (Fresno, Calif.)*2012-13

Coach: Joanne P. McCallie

Record: 33-3, 17-1 ACC (1st)

ACC Tournament Champion

NCAA Tournament - Elite Eight

Nov. 17	Presbyterian	W	84-45
Nov. 18	Iona	W	100-31
Nov. 23	Valparaiso	W	90-45
Nov. 25	at Xavier	W	82-59
Nov. 28	at Michigan	W	71-54
Dec. 2	#10/11 California	W	77-63
Dec. 6	Georgia Tech*	W	85-52
Dec. 9	vs. #-/25 St. John's ¹	W	60-42
Dec. 21	vs. CSU Bakersfield ²	W	97-63
Dec. 22	at Southern California ²	W	75-60
Dec. 30	Monmouth	W	73-32
Jan. 3	at N.C. State*	W	67-57
Jan. 6	at Boston College*	W	90-53
Jan. 10	Clemson*	W	82-45
Jan. 13	at Wake Forest*	W	73-44
Jan. 16	Virginia Tech*	W	58-26
Jan. 21	at #3/2 Connecticut	L	49-79
Jan. 24	at Clemson*	W	60-46
Jan. 27	Boston College*	W	80-56
Jan. 31	Miami*	W	82-43
Feb. 3	at #11/18 North Carolina*	W	84-63
Feb. 8	at Virginia*	W	62-41
Feb. 11	#7/7 Maryland*	W	71-56
Feb. 14	at Virginia Tech*	W	77-33
Feb. 17	Wake Forest*	W	81-70
Feb. 22	#19/20 Florida State*	W	61-50
Feb. 24	at #8/8 Maryland*	W	75-59
Feb. 28	at Miami*	L	65-59
Mar. 3	#15/17 North Carolina*	W	65-58
Mar. 8	vs. N.C. State ³	W	79-65
Mar. 9	vs. #23/23 Florida State ³	W	61-50
Mar. 10	vs. #15/17 North Carolina ³	W	92-73
Mar. 24	Hampton ⁴	W	67-51
Mar. 26	Oklahoma State ⁴	W	68-59
Mar. 31	vs. #24/25 Nebraska ⁵	W	53-45
Apr. 2	vs. #2/2 Notre Dame ⁵	L	76-87

*1 - Maggie Dixon Classic (New York, N.Y.)**2 - Women of Troy Basketball Classic (Los Angeles, Calif.)**3 - ACC Tournament (Greensboro, N.C.)**4 - NCAA First & Second Rounds (Durham, N.C.)**5 - NCAA Regional (Norfolk, Va.)*

2013-14

Coach: Joanne P. McCallie

Record: 28-7, 12-4 ACC (2nd)

NCAA Tournament - Second Round

Nov. 10	at #9/9 California	W	70-58
Nov. 14	USC Upstate	W	123-40
Nov. 17	Alabama	W	92-57
Nov. 21	Vanderbilt	W	88-69
Nov. 24	at Marquette	W	78-61
Nov. 28	vs. Xavier ¹	W	81-54
Nov. 29	vs. Central Michigan ¹	W	97-64
Nov. 30	vs. Kansas ¹	W	73-40
Dec. 5	#16/22 Purdue	W	99-78
Dec. 8	at #17/15 Oklahoma	W	94-85
Dec. 17	#1/1 Connecticut ²	L	61-83
Dec. 19	Albany	W	80-51
Dec. 22	at #5/6 Kentucky	W	69-61
Jan. 2	Old Dominion	W	87-63
Jan. 5	at Georgia Tech*	W	64-47
Jan. 9	at Syracuse*	W	86-53
Jan. 12	Boston College*	W	78-57
Jan. 16	Virginia*	W	90-55
Jan. 19	at Virginia Tech*	W	74-70
Jan. 23	at #24/25 Florida State* W (OT)	85-77	
Jan. 26	Pittsburgh*	W	111-67
Jan. 30	at Miami*	W	76-75
Feb. 2	#2/2 Notre Dame*	L	67-88
Feb. 6	at Clemson*	W	78-51
Feb. 10	#17/11 North Carolina*	L	78-89
Feb. 17	#8/9 Maryland*	W	84-63
Feb. 20	#14/16 N.C. State*	W	83-70
Feb. 23	at #2/2 Notre Dame*	L	70-81
Feb. 27	Wake Forest*	W	71-56
Mar. 2	at #14/11 North Carolina*	L	60-64
Mar. 7	vs. Georgia Tech ³	W	82-52
Mar. 8	vs #13/12 North Carolina ³	W	66-61
Mar. 9	vs #2/2 Notre Dame ³	L	53-69
Mar. 22	Winthrop ⁴	W	87-45
Mar. 23	#23/21 DePaul ⁴	L	65-74

*1 - Paradise Jam (St. Thomas, USVI)**2 - Jimmy V Classic (Durham, N.C.)**3 - ACC Tournament (Greensboro, N.C.)**4 - NCAA First & Second Rounds (Durham, N.C.)*

2014-15

Coach: Joanne P. McCallie

Record: 23-11, 11-5 ACC (4th)

NCAA Tournament - Sweet Sixteen

Nov. 16	at Alabama	W	90-40
Nov. 20	at Old Dominion	W	82-66
Nov. 23	Marquette	W	83-51
Nov. 25	Buffalo	W	88-54
Nov. 28	Stony Brook	W	72-42
Nov. 30	at #7/6 Texas A&M	L	59-63
Dec. 3	at #12/15 Nebraska ¹	L	54-60
Dec. 7	#1/2 South Carolina	L	50-51
Dec. 17	Oklahoma	W	92-72
Dec. 19	UMass Lowell	W	95-48
Dec. 21	#8/8 Kentucky	W	89-68
Dec. 29	at #2/2 Connecticut	L	52-83
Jan. 2	N.C. A&T	W	87-36
Jan. 4	Wake Forest*	W	70-63
Jan. 8	#21/21 Syracuse*	W	74-72
Jan. 11	at #-/22 Florida State*	L	58-74
Jan. 15	Virginia Tech*	W	65-40
Jan. 18	Miami*	W	68-53
Jan. 22	at Boston College*	L	56-60
Jan. 25	#12/11 North Carolina W (OT)	74-67	
Jan. 29	Pittsburgh*	W	62-45
Feb. 2	#8/8 Louisville*	W	66-58
Feb. 5	at Wake Forest*	W	70-53
Feb. 8	Clemson*	W	89-60
Feb. 12	at Virginia*	W	71-45
Feb. 16	at #4/4 Notre Dame*	L	50-63
Feb. 22	at NC State*	L	59-72
Feb. 26	at Georgia Tech*	L	62-71
Mar. 1	#15/11 N. Carolina*	W	81-80
Mar. 6	vs. Wake Forest ²	W	77-68
Mar. 7	vs. #2/2 Notre Dame ²	L	49-55
Mar. 20	Albany ³	W	54-52
Mar. 22	#12/14 Mississippi State ³	W	64-56
Mar. 28	vs. #4/3 Maryland ⁴	L	55-65

*1 - ACC/Big 10 Challenge**2 - ACC Tournament (Greensboro, N.C.)**3 - NCAA First & Second Rounds (Durham, N.C.)**4 - NCAA Tournament (Spokane, Wash.)*

Year	Coach	Overall	ACC	Home	Road	Neutral	ACC Tournament Finish	AP Poll Final Ranking	USA Today Final Ranking	Postseason Results
1975-76	Emma Jean Howard	0-14	--	0-8	0-6	0-0	--	--	--	--
1976-77	Emma Jean Howard	2-12	--	2-5	0-6	0-1	--	--	--	--
<i>Howard's Totals</i>		<i>2-26</i>	<i>--</i>	<i>2-13</i>	<i>0-12</i>	<i>0-1</i>				
1977-78	Debbie Leonard	1-19	0-8	0-9	1-8	0-2	Quarterfinalist	--	--	--
1978-79	Debbie Leonard	11-11	3-6	8-3	3-6	0-2	Quarterfinalist	--	--	--
1979-80	Debbie Leonard	14-13	5-5	8-3	5-5	1-5	Quarterfinalist	--	--	--
1980-81	Debbie Leonard	11-14	3-6	8-3	3-9	0-2	Quarterfinalist	--	--	--
1981-82	Debbie Leonard	14-15	3-8	8-5	4-7	2-3	Quarterfinalist	--	--	--
1982-83	Debbie Leonard	15-10	6-7	9-3	4-6	2-1	Quarterfinalist	--	--	--
1983-84	Debbie Leonard	13-14	5-9	9-5	3-6	1-3	Quarterfinalist	--	--	--
1984-85	Debbie Leonard	19-8	7-7	8-3	6-4	5-1	Semifinalist	--	--	--
1985-86	Debbie Leonard	21-9	9-5	11-2	9-3	1-4	Quarterfinalist	--	--	WNIT Elite Eight
1986-87	Debbie Leonard	19-10	7-7	12-3	5-6	2-1	Quarterfinalist	--	--	NCAA Second Round
1987-88	Debbie Leonard	17-11	5-9	9-4	6-6	2-1	Quarterfinalist	--	--	--
1988-89	Debbie Leonard	12-16	2-12	5-8	4-7	3-1	Quarterfinalist	--	--	--
1989-90	Debbie Leonard	15-13	4-10	9-3	4-8	2-2	Quarterfinalist	--	--	--
1990-91	Debbie Leonard	16-12	6-8	8-6	5-4	3-2	Quarterfinalist	--	--	--
1991-92	Debbie Leonard	14-15	4-12	7-7	4-7	3-1	Quarterfinalist	--	--	--
<i>Leonard's Totals</i>		<i>212-190</i>	<i>69-119</i>	<i>119-67</i>	<i>66-92</i>	<i>27-31</i>				
1992-93	Gail Goestenkers	12-15	3-13	7-6	4-8	1-1	First Round	--	--	--
1993-94	Gail Goestenkers	16-11	7-9	10-3	5-7	1-1	Quarterfinalist	--	--	--
1994-95	Gail Goestenkers	22-9	10-6	12-2	5-6	5-1	Finalist	20	17	NCAA Second Round
1995-96	Gail Goestenkers	26-7	12-4	11-3	9-3	6-1	Finalist	13	19	NCAA Second Round
1996-97	Gail Goestenkers	19-11	9-7	11-2	5-6	3-3	Semifinalist	--	--	NCAA Second Round
1997-98	Gail Goestenkers	24-8	13-3	14-1	5-4	5-3	Semifinalist	8	7	NCAA Elite Eight
1998-99	Gail Goestenkers	29-7	15-1	15-1	9-2	5-4	Semifinalist	10	2	NCAA Finalist
1999-00	Gail Goestenkers	28-6	12-4	16-2	7-3	5-1	Champion	10	11	NCAA Sweet 16
2000-01	Gail Goestenkers	30-4	13-3	14-1	9-2	7-1	Champion	5	8	NCAA Sweet 16
2001-02	Gail Goestenkers	31-4	16-0	15-1	10-1	6-2	Champion	3	4	NCAA Semifinalist
2002-03	Gail Goestenkers	35-2	16-0	13-1	9-0	13-1	Champion	2	4	NCAA Semifinalist
2003-04	Gail Goestenkers	30-4	15-1	14-1	10-1	6-2	Champion	1	5	NCAA Elite Eight
2004-05	Gail Goestenkers	31-5	12-2	13-1	9-2	9-2	Finalist	7	8	NCAA Elite Eight
2005-06	Gail Goestenkers	31-4	12-2	12-1	12-1	7-2	Semifinalist	4	2	NCAA Finalist
2006-07	Gail Goestenkers	32-2	14-0	14-0	11-0	7-2	Semifinalist	1	6	NCAA Sweet 16
<i>Goestenkers' Totals</i>		<i>396-99</i>	<i>179-55</i>	<i>191-26</i>	<i>119-46</i>	<i>86-27</i>				
2007-08	Joanne P. McCallie	25-10	10-4	10-3	7-4	8-3	Finalist	9	9	NCAA Sweet 16
2008-09	Joanne P. McCallie	27-6	11-3	14-0	8-4	5-2	Finalist	6	14	NCAA Second Round
2009-10	Joanne P. McCallie	30-6	12-2	16-1	8-4	6-1	Champion	6	6	NCAA Elite Eight
2010-11	Joanne P. McCallie	32-4	12-2	17-0	11-3	4-1	Champion	6	7	NCAA Elite Eight
2011-12	Joanne P. McCallie	27-6	15-1	13-1	11-2	3-3	Quarterfinalist	6	7	NCAA Elite Eight
2012-13	Joanne P. McCallie	33-3	17-1	16-0	11-2	6-1	Champion	5	6	NCAA Elite Eight
2013-14	Joanne P. McCallie	28-7	12-4	13-4	10-2	5-1	Finalist	9	13	NCAA Second Round
2014-15	Joanne P. McCallie	23-11	11-5	17-1	5-8	1-2	Semifinalist	16	12	NCAA Sweet 16
<i>McCallie's Totals</i>		<i>225-53</i>	<i>100-23</i>	<i>116-10</i>	<i>71-29</i>	<i>38-14</i>				
<i>Overall Totals</i>		<i>835-400</i>	<i>348-208</i>	<i>428-116</i>	<i>301-184</i>	<i>177-80</i>				

Memorable Wins...

25th win:	February 2, 1980	vs. Appalachian State	88-70
50th win:	February 13, 1982	at UNC Asheville	60-45
75th win:	January 28, 1984	at Richmond	81-71
100th win:	March 1, 1985	vs. Clemson	81-76
150th win:	December 30, 1987	vs. Purdue	76-71
200th win:	February 24, 1991	Georgia Tech	89-76
250th win:	December 28, 1994	James Madison	75-63

300th win:	January 3, 1997	Florida State	87-46
350th win:	January 25, 1999	at Florida State	92-75
400th win:	December 17, 2000	vs. Arkansas State	69-45
450th win:	March 23, 2002	vs. #14/14 Texas	62-46
500th win:	January 18, 2004	at Virginia	63-52
550th win:	November 22, 2005	Fairfield	110-44
600th win:	January 29, 2007	Virginia Tech	75-65
650th win:	January 16, 2009	at Virginia Tech	57-52
700th win:	December 2, 2010	at Wisconsin	59-51
750th win:	March 20, 2012	at Vanderbilt	96-80

2014-15 - 6 Wins, 8 Losses

L, 63-59 at #7/8 Texas A&M, 11-30-14
 L, 60-54 at #12/15 Nebraska, 12-03-14
 L 51-50 #1/2 South Carolina, 12-7-14
 W, 89-68 #8/8 Kentucky, 12-21-14
 L, 83-52 at #2/2 Connecticut, 12-29-14
 W, 74-72 #21/21 Syracuse, 1-8-15
 L, 74-58 at #--/22 Florida State, 1-11-15
 W, 74-67 (OT) at #12/11 North Carolina, 1-25-15
 W, 66-58 at #8/8 Louisville, 2-2-15
 L, 63-50 at #4/4 Notre Dame, 2-16-16
 W, 81-80 #15/11 North Carolina, 3-1-15
 L, 55-49 vs. #2/2 Notre Dame, 3-7-15
 W, 64-56 #12/14 Mississippi State, 3-22-15
 L, 65-55 vs. #4/3 Maryland, 3-28-15

2013-14 - 8 Wins, 7 Losses

W, 70-58 #at 9/9 California, 11-10-13
 W, 99-78 #16/22 Purdue, 12-5-13
 W, 94-85 at #17/15 Oklahoma, 12-8-13
 L, 61-83 #1/1 Connecticut, 12-17-13
 W, 69-61 at #5/6 Kentucky, 12-22-13
 W, 85-77 (OT) at #24/25 Florida State, 1-23-14
 L, 67-88 #2/2 Notre Dame, 2-2-14
 L, 78-89 #17/11 North Carolina, 2-10-14
 W, 84-63 #8/9 Maryland, 2-17-14
 W, 83-70 #14/16 N.C. State, 2-20-14
 L, 70-81 at #2/2 Notre Dame, 2-23-14
 L, 60-64 at #14/11 North Carolina, 3-2-14
 W, 66-61 vs. #13/12 North Carolina, 3-8-14
 L, 53-69 vs. #2/2 Notre Dame, 3-9-14
 L, 65-74 #23/21 DePaul, 3-23-14

2012-13 - 10 Wins, 2 Losses

W, 77-63 #10/11 California, 12-2-12
 W, 60-42 vs #--/25 St. John's 12-9-12
 L, 49-79 at #3/2 Connecticut 1-21-13
 W, 84-63 at #11/18 North Carolina, 2-3-13
 W, 71-56 #7/7 Maryland, 2-11-13
 W, 61-50 #19/20 Florida State, 2-22-13
 W, 75-59 at #8/8 Maryland, 2-24-13
 W, 65-58 #15/17 North Carolina, 3-3-13
 W, 72-66 vs. #23/23 Florida State, 3-9-13
 W, 92-73 vs. #15/17 North Carolina, 3-10-13
 W, 53-45 vs. #24/25 Nebraska, 3-31-13
 L, 76-87 vs. #2/2 Notre Dame, 4-2-13

2011-12 - 5 Wins, 5 Losses

L, 54-56 vs. #4/3 Notre Dame, 11-26-11
 W, 64-53 #13/16 Purdue, 12-1-11
 L, 65-72 at #10/10 Kentucky, 12-8-11
 W, 80-72 #8/7 Maryland, 1-22-12
 L, 45-61 #3/3 Connecticut, 1-30-12
 W, 96-56 #22/24 North Carolina, 2-6-12
 L, 61-63 at #8/7 Maryland, 2-19-12
 W, 74-64 #5/5 Miami, 2-24-12
 W, 74-47 vs. 14/21 St. John's, 3-24-12
 L, 69-81 vs. #2/2 Stanford, 3-26-12

2010-11 - 10 Wins, 4 Losses

W, 61-58 #7/7 Texas A&M, 12-6-10
 W, 46-45 #4/4 Xavier, 12-21-10
 W, 54-48 #10/10 Kentucky, 1-4-11
 W, 71-64 #14/15 Maryland, 1-6-11
 W, 87-70 at #21/15 Florida State, 1-14-11
 L, 51-87 at #2/2 Connecticut, 1-31-11
 W, 82-58 #18/21 Miami, 2-3-11
 L, 60-62 at #13/12 North Carolina, 2-7-11
 L, 47-69 at #16/17 Maryland, 2-17-11
 W, 66-58 #13/16 North Carolina, 2-27-11
 W, 81-66 vs. #19/19 North Carolina, 3-6-11
 W, 71-66 #19/17 Marist, 3-21-11
 W, 70-63 vs. #10/12 DePaul, 3-27-11
 L, 40-75 vs. #1/1 Connecticut, 3-29-11

2009-10 - 8 Wins, 4 Losses

L, 77-95 at #--/16 Texas A&M, 11-15-09
 W, 83-67 #3/3 Ohio State, 12-3-09
 L, 55-71 at #2/2 Stanford, 12-15-09
 W, 79-65 #24/25 James Madison, 12-18-09
 W, 69-62 at #25/-- Miami, 1-14-10
 L, 48-81 #1/1 Connecticut, 1-18-10
 W, 73-43 #13/14 Florida State, 73-43

W, 79-51 #18/15 North Carolina, 2-8-10
 W, 64-50 #19/-- Georgia Tech, 2-19-10
 W, 83-65 #21/18 Virginia, 2-26-10
 W, 60-52 #21/-- LSU, 3-22-10
 L, 48-51 vs. #14/18 Baylor, 3-29-10

2008-09 - 8 Wins, 4 Losses

W, 77-68 #14/15 Oklahoma State, 11-14-08
 W, 56-52 #3/4 Stanford, 12-16-08
 W, 68-65 #12/15 Maryland, 1-12-09
 L, 75-82 (OT) at #18/20 Florida State, 1-29-09
 W, 81-67 at #17/15 Virginia, 2-5-09
 L, 60-75 at #8/9 North Carolina, 2-9-09
 W, 62-54 at #13/18 Tennessee, 2-16-09
 L, 59-77 at #9/7 Maryland, 2-22-09
 W, 81-79 (OT) #9/10 North Carolina, 3-1-09
 W, 76-53 vs. #24/20 Virginia, 3-6-09
 W, 75-57 vs. #12/13 Florida State, 3-7-09
 L, 89-92 (OT) vs. #4/4 Maryland, 3-8-09

2007-08 - 4 Wins, 9 Losses

W, 53-41 vs. #22/20 Purdue, 11-22-07
 L, 48-74 vs. #2/2 Connecticut, 11-25-07
 L, 55-68 at #23/18 Vanderbilt, 11-28-07
 W, 49-44 #4/3 Rutgers, 12-6-07
 L, 70-85 at #4/4 Maryland, 1-14-07
 W, 73-47 at #23/23 Georgia Tech, 1-24-08
 L, 64-67 #2/2 Tennessee, 1-28-08
 L, 76-93 #3/3 North Carolina, 2-4-08
 L, 69-76 #4/5 Maryland, 2-17-08
 L, 51-82 at #2/2 North Carolina, 3-2-08
 W, 74-63 vs. #5/4 Maryland, 3-7-08
 L, 73-86 vs. #2/2 North Carolina, 3-9-08
 L, 63-77 vs. #8/9 Texas A&M, 3-30-08

2006-07 - 10 Wins, 2 Losses

W, 85-45 at #19/17 Rutgers, 12-4-06
 W, 69-48 #11/11 Vanderbilt, 12-7-06
 W, 80-52 #22/22 Texas, 12-10-06
 W, 55-46 vs. #25/21 Bowling Green, 12-19-06
 W, 72-51 vs. #22/22 Pittsburgh, 12-21-06
 W, 81-62 #1/1 Maryland, 1-13-07
 W, 74-70 at #4/4 Tennessee, 1-22-07
 W, 64-53 at #2/2 North Carolina, 2-8-07
 W, 69-57 at #6/6 Maryland, 2-18-07
 W, 67-62 #4/4 North Carolina, 2-25-07
 L, 65-70 vs. #24/25 N.C. State, 3-3-07
 L, 52-53 vs. #15/18 Rutgers, 3-24-07

2005-06 - 8 Wins, 4 Losses

W, 84-70 at #18/16 Texas, 12-4-05
 W, 86-68 at #6/6 Maryland, 1-8-06
 W, 66-52 at #22/22 Boston College, 1-14-06
 W, 75-53 #1/1 Tennessee, 1-23-06
 L, 70-74 #3/2 North Carolina, 1-29-06
 W, 90-80 #4/6 Maryland, 2-13-06
 L, 65-77 at #2/2 North Carolina, 2-25-06
 L, 70-78 vs. #4/4 Maryland, 3-4-06
 W, 86-61 vs. #16/17 Michigan State, 3-26-06
 W, 63-61 (OT) vs. #8/8 Connecticut, 3-28-06
 W, 64-45 vs. #5/5 LSU, 4-2-06
 L, 75-78 vs. #3/3 Maryland, 4-4-06

2004-05 - 12 Wins, 5 Losses

L, 65-76 at #11/11 Notre Dame, 11-17-04
 W, 66-58 #23/23 Penn State, 11-19-04
 W, 63-51 vs. #16/16 Kansas State, 11-27-04
 W, 59-57 at #4/5 Tennessee, 12-2-04
 W, 66-48 vs. #20/18 Purdue, 12-18-04
 W, 88-67 #25/25 Virginia Tech, 1-9-05
 L, 51-56 at #12/6 North Carolina, 1-24-05
 W, 60-57 #20/22 Maryland, 1-27-05
 W, 52-49 at #25/-- N.C. State, 1-30-05
 W, 75-64 #24/24 Florida State, 2-6-05
 W, 60-49 at #19/21 Maryland, 2-13-05
 L, 68-77 #8/4 North Carolina, 2-27-05
 W, 74-44 vs. #25/-- Maryland, 3-6-05
 L, 67-88 vs. #4/3 North Carolina, 3-7-05
 W, 70-65 vs. #25/-- Boston College, 3-22-05
 W, 63-57 vs. #20/20 Georgia, 3-26-05
 L, 49-59 vs. #2/4 Louisiana State, 3-28-05

2003-04 - 7 Wins, 3 Losses

L, 77-85 vs. #3/3 Texas, 11-16-03
 W, 93-63 vs. #5/6 Purdue, 11-23-03
 W, 66-57 #25/-- Auburn, 11-29-03
 W, 68-67 at #1/1 Connecticut, 1-3-04
 W, 79-57 #13/13 North Carolina, 1-11-04
 L, 69-72 #2/2 Tennessee, 1-24-04
 W, 89-79 at #15/14 North Carolina, 2-14-04
 W, 63-47 vs. #9/10 North Carolina, 3-8-04
 W, 63-49 vs. #7/5 Louisiana Tech, 3-28-04
 L, 75-82 vs. #24/20 Minnesota, 3-30-04

2002-03 - 7 Wins, 2 Losses

W, 76-55 vs. #2/2 Tennessee, 11-24-02
 W, 74-72 (OT) vs. #17/15 Arkansas, 11-30-02
 W, 78-67 (OT) at #8/10 North Carolina, 1-20-03
 L, 67-78 #2/2 Connecticut, 2-1-03
 W, 97-63 #6/6 North Carolina, 2-20-03
 W, 77-59 vs. #11/9 North Carolina, 3-10-03
 W, 66-63 vs. #19/20 Georgia, 3-29-03
 W, 57-51 vs. #7/8 Texas Tech, 3-31-03
 L, 56-66 vs. #4/4 Tennessee, 4-6-03

2001-02 - 8 Wins, 2 Losses

W, 85-69 #7/7 Texas Tech, 11-11-01
 W, 76-64 #6/5 Louisiana Tech, 12-2-01
 L, 68-89 vs. #2/2 Tennessee, 12-27-01
 W, 102-82 #21/20 North Carolina, 1-24-02
 W, 90-75 at #19/20 North Carolina, 2-24-02
 W, 87-80 vs. #16/19 North Carolina, 3-4-02
 W, 76-66 #--/25 TCU, 3-17-02
 W, 62-46 vs. #14/14 Texas, 3-23-02
 W, 77-68 vs. #13/13 South Carolina, 3-25-02
 L, 71-86 vs. #2/2 Oklahoma, 3-29-02

2000-01 - 8 Wins, 2 Losses

W, 56-45 vs. #7/8 Louisiana State, 11-11-00
 W, 88-87 at #9/8 Penn State, 11-20-00
 W, 67-49 at #NR/24 Boston College, 11-22-00
 W, 81-63 #5/6 Iowa State, 12-30-00
 W, 62-59 #22/19 N.C. State, 1-18-01
 W, 71-68 at #NR/24 Virginia, 1-22-01
 W, 92-42 #15/16 Clemson, 1-28-01
 L, 55-69 at #24/21 N.C. State, 2-18-01
 W, 57-45 vs. #21/20 N.C. State, 3-5-01
 L, 71-81 vs. #15/15 SWMS, 3-24-01

1999-00 - 3 Wins, 4 Losses

L, 70-77 #20/21 Boston College, 11-17-99
 W, 63-49 #9/8 Penn State, 11-28-99
 W, 70-61 at #24/24 Virginia Tech, 12-8-99
 L, 75-80 (OT) at #6/5 N.C. State, 1-20-00
 L, 49-61 at #24/25 Virginia, 1-30-00
 W, 70-64 #7/7 N.C. State, 2-17-00
 L, 66-79 vs. #15/12 Louisiana St., 3-25-00

1998-99 - 11 Wins, 6 Losses

L, 74-104 vs. #3/3 Connecticut, 11-13-98
 W, 77-57 vs. #19/17 Stanford, 11-14-98
 L, 57-84 at #11/19 Notre Dame, 11-21-98
 W, 79-71 at #18/22 Vanderbilt, 11-23-98
 L, 60-74 vs. #3/3 Tennessee, 12-6-98
 W, 85-80 at #9/11 UCLA, 12-28-98
 W, 84-68 #22/22 Virginia, 1-4-99
 W, 86-77 #16/12 Clemson, 1-14-99
 W, 93-71 at #7/6 North Carolina, 1-22-99
 W, 66-56 at #16/16 Virginia, 2-4-99
 L, 75-80 at #19/19 Clemson, 2-14-99
 W, 88-78 #13/12 North Carolina, 2-21-99
 L, 71-76 vs. #16 Clemson, 2-28-99
 W, 76-63 vs. #5/5 Old Dominion, 3-20-99
 W, 69-63 vs. #2/2 Tennessee, 3-22-99
 W, 81-69 vs. #12/12 Georgia, 3-26-99
 L, 45-62 vs. #1/1 Purdue, 3-28-99

1997-98 - 7 Wins, 4 Losses

L, 65-77 vs. #8/8 Illinois, 11-30-97
 L, 63-70 at #12/15 Florida, 12-29-97
 L, 74-83 at #8/7 North Carolina, 1-12-98
 W, 75-61 at #8/7 N.C. State, 1-19-98
 W, 93-66 #11/10 Virginia, 1-23-98
 W, 78-59 #19/22 Clemson, 1-25-98
 W, 83-70 #5/5 North Carolina, 2-12-98

W, 65-62 #10/8 N.C. State, 2-19-98
 W, 85-78 (OT) at #15/14 Virginia, 2-22-98
 L, 52-56 vs. #8/10 North Carolina, 2-28-98
 W, 71-58 vs. #13/12 Florida, 3-21-98

1996-97 - 1 Win, 9 Losses

L, 77-89 vs. #6 Old Dominion, 12-7-96
 L, 55-62 at #13 Virginia, 1-6-97
 L, 73-86 at #13/13 N.C. State, 1-15-97
 L, 73-87 #10 North Carolina, 1-18-97
 W, 70-61 #10 Clemson, 1-24-97
 L, 69-72 at #22/21 Clemson, 2-16-97
 L, 56-86 #11/9 Virginia, 2-19-97
 L, 61-81 at #4/5 North Carolina, 2-21-97
 L, 55-66 vs. #5/6 North Carolina, 3-1-97
 L, 67-85 at #16/19 Illinois, 3-16-97

1995-96 - 4 Wins, 4 Losses

L, 73-75 at #14/17 N.C. State, 1-4-96
 L, 60-61 #8/5 Virginia, 1-8-96
 W, 74-63 #17/18 Clemson, 1-31-96
 L, 74-80 #14/17 N.C. State, 2-2-96
 W, 72-69 at #9/8 Virginia, 2-10-96
 W, 75-65 at #16/20 Clemson, 2-19-96
 W, 79-62 vs. #19/23 N.C. State, 3-2-96
 L, 54-71 vs. #22/20 Clemson, 3-3-96

1994-95 - 2 Wins, 5 Losses

L, 62-78 at #9/11 Virginia, 1-10-95
 W, 74-72 #3 North Carolina, 1-25-95
 L, 61-67 #8/9 Virginia, 2-12-95
 L, 57-82 at #12 North Carolina, 2-25-95
 W, 83-82 (2OT) vs. #6 Virginia, 3-4-95
 L, 70-95 vs. #12 North Carolina, 3-5-95
 L, 120-121 (4OT) at #13/15 Alabama, 3-18-95

1993-94 - 0 Wins, 4 Losses

L, 68-79 #7/7 North Carolina, 1-19-94
 L, 66-87 #12 Virginia, 1-25-94
 L, 60-73 at #9 Virginia, 2-12-94
 L, 68-70 at #5/5 North Carolina, 2-22-92

1992-93 - 1 Win, 7 Losses

L, 57-76 at #9 Virginia, 1-9-93
 L, 51-82 #3/9 Maryland, 1-16-93
 L, 54-66 at #20 North Carolina, 1-19-93
 L, 63-88 at #18/21 Clemson, 1-31-93
 L, 71-90 at #7/9 Maryland, 2-5-93
 L, 61-97 #14 Virginia, 2-13-93
 W, 67-65 #--/21 Clemson, 2-15-93
 L, 63-84 #18/18 North Carolina, 2-23-93

1991-92 - 1 Win, 9 Losses

L, 58-74 at #12/11 Purdue, 12-28-91
 W, 73-69 at #12/11 N.C. State, 1-7-92
 L, 72-107 #15/15 Clemson, 1-10-92
 L, 54-80 #1/1 Maryland, 1-24-92
 L, 54-81 #2/2 Virginia, 2-1-92
 L, 64-69 #24/24 North Carolina, 2-12-92
 L, 48-93 at #2/2 Virginia, 2-15-92
 L, 68-74 at #4/5 Maryland, 2-22-92
 L, 58-63 at #19/18 Clemson, 2-29-92
 L, 55-81 vs. #1/1 Virginia, 3-7-92

1990-91 - 0 Wins, 7 Losses

L, 58-69 #9/9 Purdue, 12-2-90
 L, 56-92 #1/1 Virginia, 1-5-91
 L, 84-96 at #3/4 N.C. State, 1-9-91
 L, 49-63 at #20/20 Clemson, 1-28-91
 L, 63-98 #3/4 N.C. State, 2-6-91
 L, 61-86 at #1/1 Virginia, 2-9-91
 L, 59-67 #24/-- Clemson, 2-22-91

1989-90 - 1 Win, 5 Losses

L, 78-92 at #23/24 Old Dominion, 12-18-89
 L, 60-68 at #12/13 Maryland, 1-5-90
 L, 87-103 #8/11 N.C. State, 1-10-90
 W, 84-74 #9/12 Virginia, 1-16-90
 L, 61-80 at #11/11 N.C. State, 2-7-90
 L, 62-86 at #12/12 Virginia, 2-10-90

1988-89 - 0 Wins, 9 Losses

L, 76-91 #6/7 Stanford, 12-20-88

L, 66-78 at #13/13 Virginia, 1-7-89
 L, 86-87 #8/8 Maryland, 1-14-89
 L, 68-75 #16/14 N.C. State, 1-17-89
 L, 70-77 #--/24 Old Dominion, 1-21-89
 L, 64-100 at #6/4 Maryland, 2-4-89
 L, 81-99 #14/14 Virginia, 2-11-89
 L, 78-92 at #15/14 N.C. State, 2-21-89
 L, 50-89 vs. #14/14 N.C. State, 3-4-89

1987-88 - 1 Win, 4 Losses

L, 73-83 at #15/14 Maryland, 1-9-88
 L, 49-72 #14/14 Virginia, 1-23-88
 W, 81-73 #11/12 Maryland, 2-13-88
 L, 67-69 at #9/10 Virginia, 2-27-88
 L, 65-81 vs. #--/25 Clemson, 3-5-88

1986-87 - 3 Wins, 4 Losses

L, 64-64 at #16/17 Maryland, 12-12-86
 W, 70-63 #--/22 Maryland, 1-17-87
 L, 79-86 #14/14 N.C. State, 1-21-87
 L, 43-71 at #6/6 Virginia, 1-24-87
 W, 76-69 at #13/15 N.C. State, 2-3-87
 W, 77-76 #7/9 Virginia, 2-21-87
 L, 64-78 at #5/6 Rutgers, 3-14-87

1985-86 - 2 Wins, 2 Losses

W, 79-78 #19/18 North Carolina, 1-7-86
 L, 76-90 at #4/4 Virginia, 1-18-86
 L, 67-81 #3/3 Virginia, 2-1-86
 W, 86-79 at #13/13 North Carolina, 2-12-86

1984-85 - 0 Wins, 4 Losses

L, 58-75 #11/-- Virginia, 1-5-85
 L, 66-74 at #15/17 Virginia, 2-2-85
 L, 72-73 #15/15 N.C. State, 2-19-85
 L, 57-89 vs. #14/14 N.C. State, 3-2-85

1983-84 - 2 Wins, 7 Losses

L, 72-78 #15 Clemson, 12-6-83
 L, 54-81 at #8 Maryland, 12-10-83
 L, 73-79 at #14 Clemson, 1-17-84
 L, 62-86 #20 N.C. State, 1-24-84
 L, 55-82 at #17 Virginia, 2-4-84
 L, 63-64 #17 Maryland, 2-8-84
 W, 80-67 #16 North Carolina, 2-16-84
 W, 74-73 (OT) at #15 N.C. State, 2-21-84
 L, 68-81 vs. #16 N.C. State, 3-2-84

1982-83 - 0 Wins, 5 Losses

L, 68-84 #20 North Carolina, 1-11-83
 L, 49-72 #3 Maryland, 1-18-83
 L, 68-89 at #8 Maryland, 2-13-83
 L, 65-82 at #20 North Carolina, 2-17-83
 L, 81-102 #16 N.C. State, 2-22-83

1981-82 - 0 Wins, 4 Losses

L, 53-70 #9 N.C. State, 12-8-81
 L, 52-65 #12 Maryland, 1-3-82
 L, 61-81 at #8 N.C. State, 2-10-82
 L, 55-69 at #9 N.C. State, 2-26-82

1980-81 - 0 Wins, 4 Losses

L, 78-96 #10 N.C. State, 12-4-80
 L, 68-85 at #17 Maryland, 1-10-81
 L, 54-67 #20 Clemson, 2-2-81
 L, 49-72 vs. #12 Maryland, 2-12-81

1979-80 - 0 Wins, 3 Losses

L, 55-86 at #5 N.C. State, 11-29-79
 L, 56-111 at #18 Clemson, 1-9-80
 L, 63-82 #15 Maryland, 1-18-80

1978-79 - 0 Wins, 2 Losses

L, 55-82 at #3 Maryland, 1-18-79
 L, 44-99 #7 N.C. State, 1-20-79

1977-78 - 0 Wins, 4 Losses

L, 47-117 #7 Maryland, 1-14-78
 L, 43-125 at #2 N.C. State, 1-19-78
 L, 36-86 #2 N.C. State, 2-2-78
 L, 39-103 vs. #7 Maryland, 2-9-78

1976-77 - 0 Wins, 1 Loss

L, 35-87 #14 N.C. State, 2-1-77

First Victory Against Ranked Opponent

80-67 vs. #16 North Carolina, 2-16-84

Largest Margin Of Victory Against Ranked Opponent

30 (92-62) vs. #15 Clemson, 1-28-01

Largest Margin Of Loss Against Ranked Opponent

82 (43-125) vs. #12 N.C. State, 1-19-78

Most Wins Against Ranked Foes In A Season

12, 2004-05

Most Losses In A Season

9, 1996-97

Duke Vs. Ranked ACC Opponents

Overall Record: 88-127

Boston College, 3-1 North Carolina, 27-29
 Clemson, 7-14 N.C. State, 10-28
 Florida State, 8-1 Virginia, 12-26
 Georgia Tech, 2-0 Virginia Tech, 2-0
 Maryland, 15-28 Miami, 2-0

Duke vs. Ranked Opponents Last 11 Years

113-55

Most Points Allowed vs Ranked Opponents

125 vs. #12 N.C. State, 1-19-78

Most Points Scored vs Ranked Opponents

102 vs. #21 North Carolina, 1-24-02

Fewest Points Scored vs Ranked Opponents

35 vs. #14 N.C. State, 2-1-77

Fewest Points Allowed vs Ranked Opponents

42 vs. #15 Clemson, 2-1-01

The Coach Versus Ranked Opponents

Emma Jean Howard (1975-77): 0-0

Debbie Leonard (1977-92): 10-74

Gail Goestenkers (1992-2007): 88-56

Joanne P. McCallie (2007-present): 53-35

Individual Records vs. Ranked Opponents**Most Points In A Game**

36, Katie Meier vs. #13/15 N.C. State, 2-3-87

Most Rebounds In A Game

20, Alana Beard vs. #11/9 North Carolina, 3-10-03

Most Assists In A Game

12, Katie Meier vs. #8/11 N.C. State, 1-10-90

Most Blocks In A Game

8, Alison Bales vs. #8/8 Connecticut, 3-28-06

8, Alison Bales vs. #8/4 North Carolina, 2-27-05

Most Steals In A Game

10, Alexis Jones vs. #2/2 Notre Dame, 2-2-14

ALABAMA.....2-1
Home 1-0 • Away 1-1 • Neutral 0-0
 Mar. 18, 1995.....A.....#13/15 Alabama 121, #20/22 Duke 120 (4OT)
 Nov. 17, 2013.....H.....#2/2 Duke 92, Alabama 57
 Nov. 16, 2014.....H.....#7/7 Duke 90, Alabama 40

ALBANY.....3-0
Home 3-0 • Away 0-0 • Neutral 0-0
 Dec. 9, 2010.....H.....#5/4 Duke 83, Albany 48
 Dec. 19, 2013.....H.....#2/2 Duke 81, Albany 51
 Mar. 20, 2015.....H.....#16/16 Duke 54, Albany 52

AMERICAN.....1-0
Home 1-0 • Away 0-0 • Neutral 0-0
 Dec. 4, 1993.....H.....Duke 104, American 71

APPALACHIAN STATE.....10-4
Home 6-1 • Away 4-2 • Neutral 0-1
 Jan. 28, 1978.....A.....Appalachian St. 87, Duke 60
 Feb. 16, 1978.....H.....Appalachian St. 75, Duke 68
 Feb. 16, 1979.....A.....Appalachian St. 85, Duke 64
 Feb. 2, 1980.....H.....Duke 88, Appalachian St. 70
 Dec. 6, 1980.....H.....Duke 90, Appalachian St. 71
 Feb. 23, 1981.....A.....Duke 69, Appalachian St. 46
 Mar. 2, 1981.....N.....Appalachian St. 74, Duke 73 (OT)
 Jan. 30, 1982.....A.....Duke 75, Appalachian St. 60
 Feb. 19, 1982.....H.....Duke 85, Appalachian St. 73
 Feb. 25, 1983.....H.....Duke 89, Appalachian St. 51
 Dec. 6, 1986.....H.....Duke 84, Appalachian St. 66
 Nov. 28, 1989.....A.....Duke 73, Appalachian State 65
 Dec. 20, 1992.....H.....Duke 79, Appalachian State 76
 Dec. 8, 1993.....A.....Duke 79, Appalachian State 66

ARIZONA STATE.....1-0
Home 0-0 • Away 0-0 • Neutral 1-0
 Mar. 25, 2008.....N.....#9/10 Duke 67, Arizona State 59

ARKANSAS.....2-1
Home 1-0 • Away 0-0 • Neutral 1-1
 Mar. 23, 1998.....N.....Arkansas 77, #8/9 Duke 72
 Mar. 19, 2001.....H.....#5/5 Duke 75, Arkansas 54
 Nov. 30, 2002.....N.....#1/1 Duke 74, #17/15 Arkansas 72 (OT)

ARKANSAS STATE.....2-0
Home 1-0 • Away 0-0 • Neutral 1-0
 Dec. 17, 2000.....N.....#7/5 Duke 69, Arkansas State 45
 Nov. 25, 2005.....H.....#1/2 Duke 110, Arkansas State 56

AUBURN.....5-0
Home 3-0 • Away 2-0 • Neutral 0-0
 Nov. 30, 2003.....H.....#4/4 Duke 66, #25/-Auburn 57
 Dec. 31, 2004.....A.....#2/2 Duke 80, Auburn 61
 Nov. 27, 2005.....H.....#1/2 Duke 69, Auburn 37
 Nov. 18, 2010.....A.....#6/6 Duke 75, Auburn 62
 Nov. 18, 2012.....H.....#8/8 Duke 73, Auburn 5-

AUSTIN PEAY.....1-0
Home 0-0 • Away 0-0 • Neutral 1-0
 Mar. 22, 2009.....N.....#6/14 Duke 83, Austin Peay 42

BALL STATE.....2-0
Home 1-0 • Away 1-0 • Neutral 0-0
 Dec. 20, 2004.....A.....#3/3 Duke 81, Ball State 31
 Dec. 19, 2005.....H.....#2/2 Duke 110, Ball State 24

BAPTIST.....1-0
Home 0-0 • Away 0-0 • Neutral 1-0
 Dec. 11, 1982.....N.....Duke 86, Baptist 37

BAYLOR.....0-1
Home 0-0 • Away 0-0 • Neutral 0-1
 Mar. 29, 2010.....N.....#14/18 Baylor 51, #6/6 Duke 48

BOSTON COLLEGE.....12-3
Home 6-1 • Away 4-2 • Neutral 1-0
 Dec. 2, 1989.....H.....Duke 85, Boston College 64
 Nov. 17, 1999.....H.....#20/21 Boston College 77, #22/22 Duke 70
 Nov. 22, 2000.....A.....#3/3 Duke 67, #-/24 Boston College 49
 Mar. 22, 2005.....N.....#7/8 Duke 70, #25/- Boston College 65
 Jan. 14, 2006.....A.....#2/2 Duke 66, #22/22 Boston College 52
 Feb. 15, 2007.....H.....#1/1 Duke 73, Boston College 52
 Feb. 7, 2008.....A.....#11/12 Duke 51, Boston College 41
 Feb. 2, 2009.....H.....#4/6 Duke 69, Boston College 58
 Feb. 4, 2010.....A.....Boston College 61, #6/6 Duke 57
 Feb. 13, 2011.....H.....#5/7 Duke 66, Boston College 53
 Feb. 9, 2012.....A.....#5/5 Duke 71, Boston College 62
 Jan. 6, 2013.....A.....#3/4 Duke 90, Boston College 53
 Jan. 27, 2013.....H.....#4/5 Duke 80, Boston College 56
 Jan. 12, 2014.....H.....#3/3 Duke 78, Boston College 57
 Jan. 22, 2015.....A.....Boston College 60, #15/13 Duke 56

BOSTON UNIVERSITY.....2-0
Home 1-0 • Away 0-0 • Neutral 1-0
 Jan. 2, 1988.....H.....#10/9 Duke 73, Boston University 58
 Dec. 30, 2006.....N.....#3/3 Duke 72, Boston University 42

BOWLING GREEN.....1-0
Home 0-0 • Away 0-0 • Neutral 1-0
 Dec. 19, 2006.....N.....#4/4 Duke 55, #25/21 Bowling Green 46

BRIGHAM YOUNG.....3-0
Home 2-0 • Away 1-0 • Neutral 0-0
 Jan. 10, 1987.....H.....# /25 Duke 80, Brigham Young 60
 Nov. 13, 2010.....H.....#6/5 Duke 69, Brigham Young 54
 Nov. 11, 2011.....A.....#8/8 Duke 61, Brigham Young 55

BUCKNELL.....1-0
Home 1-0 • Away 0-0 • Neutral 0-0
 Dec. 21, 2007.....H.....#14/15 Duke 92, Bucknell 49

BUFFALO.....1-0
Home 1-0 • Away 0-0 • Neutral 0-0
 Nov. 25, 2014.....H.....#8/7 Duke 88, Buffalo 54

CALIFORNIA.....3-1
Home 1-0 • Away 2-1 • Neutral 0-0
 Dec. 27, 1987.....A.....#10/9 Duke 85, California 57
 Dec. 21, 1993.....A.....California 72, Duke 66
 Dec. 2, 2012.....H.....#4/4 Duke 77, #10/11 California 63
 Nov. 10, 2013.....A.....#2/2 Duke 70, #9/9 California 58

CAMPBELL.....3-5
Home 2-2 • Away 0-2 • Neutral 1-1
 Jan. 22, 1976.....A.....Campbell 73, Duke 55
 Feb. 3, 1976.....H.....Campbell 72, Duke 69
 Feb. 3, 1977.....A.....Campbell 78, Duke 63
 Feb. 19, 1977.....H.....Campbell 66, Duke 48
 Feb. 24, 1977.....N.....Campbell 61, Duke 50
 Jan. 16, 1982.....N.....Duke 83, Campbell 64
 Feb. 18, 1984.....H.....Duke 89, Campbell 64
 Mar. 18, 2000.....H.....#7/10 Duke 71, Campbell 42

CANISIUS.....1-0
Home 0-0 • Away 0-0 • Neutral 1-0
 Mar. 20, 2005.....N.....#7/8 Duke 80, Canisius 48

CATAWBA.....1-0
Home 1-0 • Away 0-0 • Neutral 0-0
 Jan. 10, 1979.....H.....Duke 82, Catawba 33

CENTRAL MICHIGAN.....1-0
Home 0-0 • Away 0-0 • Neutral 1-0
 Nov. 29, 2013.....N.....#2/2 Duke 97, Central Michigan 64

CHARLESTON SOUTHERN.....2-0
Home 2-0 • Away 0-0 • Neutral 0-0
 Dec. 21, 1994.....H.....Duke 101, Charleston Southern 57
 Dec. 16, 2002.....H.....#1/1 Duke 106, Charleston Southern 38

CHARLOTTE.....6-3
Home 4-0 • Away 2-3 • Neutral 0-0
 Jan. 31, 1976.....A.....UNC Charlotte 64, Duke 47
 Jan. 25, 1977.....H.....Duke 64, UNC Charlotte 60
 Feb. 4, 1978.....A.....UNC Charlotte 72, Duke 62
 Dec. 4, 1982.....H.....Duke 78, UNC Charlotte 46
 Feb. 19, 1983.....A.....UNC Charlotte 73, Duke 66
 Feb. 14, 1990.....H.....Duke 65, UNC Charlotte 49
 Nov. 29, 2000.....H.....#3/3 Duke 78, UNC Charlotte 59
 Nov. 29, 2001.....A.....#14/12 Duke 64, UNC Charlotte 39
 Nov. 23, 2009.....H.....#10/5 Duke 57, UNC Charlotte 44
 Nov. 27, 2010.....A.....#6/6 Duke 61, Charlotte 55

CHEYNEY.....2-0
Home 1-0 • Away 0-0 • Neutral 1-0
 Nov. 26, 1985.....H.....Duke 98, Cheyney 66
 Dec. 28, 1985.....N.....Duke 100, Cheyney 56

CINCINNATI.....0-1
Home 0-0 • Away 0-1 • Neutral 0-0
 Jan. 2, 1981.....A.....Cincinnati 86, Duke 64

CLEMSON.....38-32
Home 21-9 • Away 15-16 • Neutral 2-7
 Jan. 11, 1978.....A.....Clemson 118, Duke 59
 Feb. 5, 1979.....H.....Clemson 94, Duke 58
 Feb. 8, 1979.....N.....Clemson 81, Duke 56
 Jan. 9, 1980.....A.....#18 Clemson 111, Duke 56
 Feb. 2, 1981.....H.....#20 Clemson 67, Duke 54
 Jan. 23, 1982.....A.....Clemson 84, Duke 59
 Dec. 1, 1982.....A.....Duke 72, Clemson 70
 Jan. 29, 1983.....H.....Duke 95, Clemson 81
 Mar. 4, 1983.....N.....Clemson 93, Duke 92 (OT)
 Dec. 6, 1983.....H.....#15 Clemson 78, Duke 72
 Jan. 17, 1984.....A.....#14 Clemson 79, Duke 73
 Dec. 31, 1984.....H.....Duke 84, Clemson 76
 Jan. 14, 1985.....A.....Duke 76, Clemson 70
 Mar. 1, 1985.....N.....Duke 81, Clemson 76
 Jan. 13, 1986.....A.....#20/___ Duke 93, Clemson 77
 Feb. 8, 1986.....H.....#17/25 Duke 80, Clemson 76
 Dec. 3, 1986.....H.....Duke 78, Clemson 72
 Feb. 9, 1987.....A.....Clemson 79, Duke 76
 Jan. 4, 1988.....H.....#9/9 Duke 68, Clemson 61
 Feb. 1, 1988.....A.....Clemson 78, #17/17 Duke 65
 Mar. 5, 1988.....N.....#-/25 Clemson 81, Duke 65
 Jan. 2, 1989.....A.....Clemson 69, #20/23 Duke 55
 Feb. 8, 1989.....H.....Clemson 71, Duke 50
 Jan. 29, 1990.....A.....Clemson 64, Duke 49
 Feb. 26, 1990.....H.....Clemson 65, Duke 60
 Mar. 3, 1990.....N.....Clemson 77, Duke 68
 Jan. 28, 1991.....A.....#20/20 Clemson 63, Duke 49
 Feb. 22, 1991.....H.....#24/- Clemson 67, Duke 59
 Mar. 2, 1991.....N.....Clemson 60, Duke 58
 Jan. 10, 1992.....H.....#15/15 Clemson 107, Duke 72
 Feb. 29, 1992.....A.....#19/18 Clemson 63, Duke 59
 Jan. 31, 1993.....A.....#21/18 Clemson 88, Duke 63
 Feb. 15, 1993.....H.....Duke 67, #-/21 Clemson 65
 Jan. 23, 1994.....A.....Duke 74, Clemson 67
 Jan. 28, 1994.....H.....Clemson 90, Duke 82
 Feb. 1, 1995.....A.....Clemson 78, #14/21 Duke 64
 Feb. 20, 1995.....H.....Clemson 88, #22/25 Duke 82 (OT)

Mar. 3, 1995..... N..... #22/25 Duke 78, Clemson 71
 Jan. 31, 1996..... H..... #12/11 Duke 74, #17/18 Clemson 63
 Feb. 19, 1996..... A..... #12/13 Duke 75, #16/20 Clemson 65
 Mar. 3, 1996..... N..... #22/20 Clemson 71, #12/12 Duke 54
 Jan. 24, 1997..... H..... #24/20 Duke 70, #10/10 Clemson 61
 Feb. 16, 1997..... A..... #22/21 Clemson 72, #18/17 Duke 69
 Dec. 13, 1997..... A..... Clemson 72, #11/14 Duke 61
 Jan. 25, 1998..... H..... #24/23 Duke 78, #19/22 Clemson 59
 Jan. 14, 1999..... H..... #12/16 Duke 86, #16/12 Clemson 77
 Feb. 14, 1999..... A..... #19/19 Clemson 80, #7/7 Duke 75
 Feb. 28, 1999..... N..... #16 Clemson 76, #8/9 Duke 71
 Jan. 16, 2000..... H..... #11/8 Duke 60, Clemson 51
 Feb. 21, 2000..... A..... #14/#12 Duke 59, Clemson 44
 Dec. 9, 2000..... A..... Clemson 93, #3/3 Duke 75
 Jan. 28, 2001..... H..... #4/4 Duke 92, #15/16 Clemson 42
 Jan. 10, 2002..... A..... #7/7 Duke 81, Clemson 58
 Feb. 10, 2002..... H..... #5/5 Duke 77, Clemson 69
 Jan. 6, 2003..... H..... #1/1 Duke 69, Clemson 53
 Feb. 6, 2003..... A..... #2/2 Duke 61, Clemson 49
 Feb. 2, 2004..... A..... #2/2 Duke 78, Clemson 60
 Feb. 27, 2004..... H..... #3/3 Duke 102, Clemson 45
 Feb. 17, 2005..... H..... #3/4 Duke 72, Clemson 48
 Jan. 26, 2006..... A..... #2/1 Duke 97, Clemson 65
 Feb. 5, 2007..... H..... #1/1 Duke 105, Clemson 53
 Feb. 13, 2008..... A..... #12/12 Duke 83, Clemson 54
 Feb. 13, 2009..... H..... #4/10 Duke 77, Clemson 53
 Jan. 7, 2010..... A..... #9/9 Duke 67, Clemson 41
 Jan. 26, 2011..... H..... #3/3 Duke 92, Clemson 37
 Jan. 27, 2012..... A..... #5/5 Duke 81, Clemson 37
 Jan. 10, 2013..... H..... #4/5 Duke 82, Clemson 45
 Jan. 24, 2013..... A..... #4/5 Duke 60, Clemson 46
 Feb. 6, 2014..... A..... #5/5 Duke 78, Clemson 51
 Feb. 8, 2015..... H..... #15/15 Duke 89, Clemson 60

CLEVELAND STATE.....1-0
Home 1-0 • Away 0-0 • Neutral 0-0
 Dec. 2, 1988..... H..... Duke 100, Cleveland State 60

COLLEGE OF CHARLESTON.....1-0
Home 1-0 • Away 0-0 • Neutral 0-0
 Dec. 18, 1990..... H..... Duke 82, College of Charleston 54

COLORADO.....0-1
Home 0-1 • Away 0-0 • Neutral 0-0
 Jan. 5, 1980..... H..... #18 Colorado 78, Duke 64

COLORADO STATE.....1-0
Home 1-0 • Away 0-0 • Neutral 0-0
 Dec. 22, 2005..... H..... #2/2 Duke 99, Colorado State 52

CONNECTICUT.....3-11
Home 0-5 • Away 1-3 • Neutral 2-3
 Jan. 11, 1980..... H..... Connecticut 81, Duke 69
 Dec. 9, 1988..... N..... Duke 83, Connecticut 69
 Nov. 13, 1998..... A..... #3/3 Connecticut 104, #4/4 Duke 74
 Feb. 1, 2003..... H..... #2/2 Connecticut 77, #1/1 Duke 65
 Jan. 3, 2004..... A..... #4/4 Duke 68, #1/1 Connecticut 67
 Mar. 28, 2006..... N..... #4/4 Duke 63, #8/8 Connecticut 61 (OT)
 Nov. 25, 2007..... N..... #2/2 Connecticut 74, #9/8 Duke 48
 Jan. 18, 2010..... H..... #1/1 Connecticut 81, #7/7 Duke 48
 Jan. 31, 2011..... A..... #2/2 Connecticut 87, #3/3 Duke 51
 Mar. 29, 2011..... N..... #1/1 Connecticut 75, #6/6 Duke 40
 Jan. 30, 2012..... H..... #3/3 Connecticut 61, #5/5 Duke 45
 Jan. 21, 2013..... A..... #3/2 Connecticut 79, #4/4 Duke 49
 Dec. 17, 2013..... H..... #1/1 Connecticut 83, #2/2 Duke 61
 Dec. 29, 2015..... A..... #2/2 Connecticut 83, #10/10 Duke 52

CSU-BAKERSFIELD.....1-0
Home 0-0 • Away 0-0 • Neutral 1-0
 Dec. 21, 2012..... N..... #4/4 Duke 97, CSU-Bakersfield 63

DARTMOUTH.....1-0
Home 0-0 • Away 1-0 • Neutral 0-0
 Dec. 29, 2006..... A..... #3/3 Duke 77, Dartmouth 40

DAYTON.....0-1
Home 0-0 • Away 0-1 • Neutral 0-0
 Jan. 3, 1981..... A..... Dayton 99, Duke 78

DAVIDSON.....3-1
Home 3-0 • Away 0-1 • Neutral 0-0
 Feb. 20, 1978..... A..... Davidson 62, Duke 61
 Feb. 12, 1979..... H..... Duke 78, Davidson 25
 Nov. 24, 2001..... H..... #9/7 Duke 107, Davidson 58
 Nov. 12, 2004..... H..... #6/6 Duke 89, Davidson 69

DELAWARE.....1-0
Home 1-0 • Away 0-0 • Neutral 0-0
 Dec. 2, 1995..... H..... #19/20 Duke 95, Delaware 50

DENVER.....1-0
Home 0-0 • Away 1-0 • Neutral 0-0
 Nov. 11, 2007..... A..... #10/9 Duke 57, Denver 37

DEPAUL.....2-2
Home 0-1 • Away 0-1 • Neutral 2-0
 Nov. 29, 1986..... A..... DePaul 78, #--/22 Duke 72
 Mar. 14, 1997..... N..... Duke 70, DePaul 56
 Mar. 27, 2011..... N..... #6/6 Duke 70, #10/12 DePaul 63
 Mar. 23, 2014..... L..... #23/21 Depaul 74, #7/8 Duke 65

DETROIT.....2-0
Home 0-0 • Away 0-0 • Neutral 2-0
 Dec. 20, 1993..... N..... Duke 94, Detroit 82
 Dec. 27, 2002..... N..... Duke 92, Detroit 52

DETROIT MERCY.....2-0
Home 1-0 • Away 0-0 • Neutral 1-0
 Nov. 28, 1997..... N..... #1/1 Duke 87, Detroit 65
 Dec. 27, 2002..... H..... #1/1 Duke 92, Detroit 52

DRAKE.....1-0
Home 0-0 • Away 0-0 • Neutral 1-0
 Dec. 27, 1992..... N..... Duke 71, Drake 58

DUQUESNE.....1-0
Home 1-0 • Away 0-0 • Neutral 0-0
 Nov. 25, 2000..... H..... #3/3 Duke 97, Duquesne 66

EAST CAROLINA.....6-9
Home 4-3 • Away 2-3 • Neutral 0-3
 Jan. 20, 1976..... H..... East Carolina 72, Duke 31
 Dec. 3, 1977..... A..... East Carolina 80, Duke 55
 Feb. 6, 1978..... H..... East Carolina 70, Duke 66
 Mar. 2, 1978..... N..... East Carolina 87, Duke 47
 Dec. 2, 1978..... A..... East Carolina 81, Duke 66
 Feb. 22, 1979..... N..... East Carolina 69, Duke 46
 Dec. 1, 1979..... H..... Duke 76, East Carolina 75
 Feb. 23, 1980..... N..... East Carolina 99, Duke 65
 Jan. 19, 1981..... A..... East Carolina 79, Duke 69
 Feb. 16, 1982..... H..... East Carolina 79, Duke 57
 Jan. 2, 1987..... H..... Duke 84, East Carolina 70
 Dec. 12, 1987..... A..... #14/13 Duke 68, East Carolina 49
 Nov. 30, 1988..... H..... Duke 93, East Carolina 60
 Jan. 5, 1994..... A..... Duke 110, East Carolina 69
 Nov. 22, 2002..... H..... #1/1 Duke 108, East Carolina 46

EAST TENNESSEE STATE.....5-0
Home 3-0 • Away 0-1 • Neutral 1-0
 Mar. 12, 1982..... A..... Duke 74, East Tennessee St. 73 (OT)
 Dec. 10, 1987..... H..... #14/13 Duke 86, East Tennessee State 48

Nov. 29, 1990..... H..... Duke 85, East Tennessee State 55
 Nov. 23, 1991..... A..... Duke 104, East Tennessee State 71
 Dec. 8, 1992..... H..... Duke 114, East Tennessee State 74

EASTERN KENTUCKY.....1-1
Home 1-0 • Away 0-1 • Neutral 0-0
 Nov. 26, 1982..... H..... Duke 74, Eastern Kentucky 57
 Dec. 3, 1983..... A..... Eastern Kentucky 46, Duke 44

EASTERN WASHINGTON.....1-0
Home 0-0 • Away 0-0 • Neutral 1-0
 Nov. 25, 1988..... N..... Duke 79, Eastern Washington 57

ELON COLLEGE.....3-4
Home 3-2 • Away 0-2 • Neutral 0-0
 Feb. 7, 1976..... A..... Elon College 82, Duke 43
 Feb. 14, 1976..... H..... Elon College 50, Duke 47
 Jan. 21, 1977..... H..... Elon College 48, Duke 47
 Feb. 21, 1977..... A..... Elon College 74, Duke 38
 Dec. 2, 1999..... H..... #22/19 Duke 101, Elon College 44
 Nov. 16, 2001..... H..... #9/7 Duke 102, Elon College 52
 Nov. 21, 2003..... H..... #4/4 Duke 108, Elon College 26

FAIRFIELD.....2-0
Home 1-0 • Away 0-0 • Neutral 1-0
 Nov. 30, 1991..... N..... Duke 75, Fairfield 68
 Nov. 22, 2005..... H..... #1/2 Duke 110, Fairfield 44

FLORIDA.....2-1
Home 0-0 • Away 0-1 • Neutral 2-0
 Nov. 28, 1986..... N..... #--/22 Duke 76, Florida 74
 Dec. 29, 1997..... A..... #12/15 Florida 70, Duke 63
 Mar. 21, 1998..... N..... #8/9 Duke 71, #13/12 Florida 58

FLORIDA A&M.....1-0
Home 1-0 • Away 0-0 • Neutral 0-0
 Nov. 27, 1999..... H..... #--/25 Duke 93, Florida A&M 38

FLORIDA INTERNATIONAL.....1-1
Home 1-0 • Away 0-0 • Neutral 0-1
 Jan. 1, 1984..... N..... Florida International 83, Duke 56
 Dec. 18, 2002..... H..... #1/1 Duke 106, Florida International 58

FLORIDA STATE.....36-9
Home 16-3 • Away 13-6 • Neutral 7-0
 Jan. 21, 1992..... A..... Florida State 67, Duke 55
 Feb. 8, 1992..... H..... Florida State 61, Duke 53
 Jan. 3, 1993..... H..... Florida State 84, Duke 72
 Feb. 28, 1993..... A..... Florida State 74, Duke 67
 Jan. 16, 1994..... H..... Duke 66, Florida State 60
 Feb. 25, 1994..... A..... Florida State 78, Duke 73
 Dec. 7, 1994..... H..... Duke 84, Florida State 68
 Jan. 28, 1995..... A..... #21/-- Duke 75, Florida State 71
 Dec. 6, 1995..... H..... #17/17 Duke 92, Florida State 30
 Jan. 27, 1996..... A..... #12/17 Duke 61, Florida State 47
 Jan. 3, 1997..... A..... #16/17 Duke 87, Florida State 46
 Feb. 2, 1997..... A..... #22/21 Duke 77, Florida State 70
 Jan. 16, 1998..... H..... #25/20 Duke 96, Florida State 76
 Feb. 15, 1998..... A..... #13/14 Duke 79, Florida State 67
 Dec. 2, 1998..... H..... #16/16 Duke 91, Florida State 72
 Jan. 25, 1999..... A..... #9/13 Duke 92, Florida State 75
 Feb. 26, 1999..... N..... #8/9 Duke 90, Florida State 57
 Jan. 24, 2000..... A..... #9/8 Duke 59, Florida State 54
 Feb. 24, 2000..... H..... #9/9 Duke 87, Florida State 52
 Mar. 4, 2000..... N..... #12/10 Duke 92, Florida State 65
 Jan. 8, 2001..... A..... #5/5 Duke 73, Florida State 60
 Feb. 8, 2001..... H..... Florida State 71, #4/4 Duke 69
 Mar. 4, 2001..... N..... #4/4 Duke 72, Florida State 56
 Jan. 27, 2002..... A..... #5/6 Duke 102, Florida State 80
 Feb. 21, 2002..... H..... #5/5 Duke 88, Florida State 55

Mar. 1, 2002.....N.....#3/3 Duke 82, Florida State 66
 Jan. 26, 2003.....H.....#1/1 Duke 81, Florida State 63
 Feb. 27, 2003.....A.....#2/2 Duke 70, Florida State 49
 Jan. 5, 2004.....H.....#1/4 Duke 79, Florida State 66
 Feb. 4, 2004.....A.....Florida State 80, #2/2 Duke 74
 Feb. 6, 2005.....H.....#3/4 Duke 75, #24/24 Florida State 64
 Jan. 5, 2006.....H.....#2/2 Duke 87, Florida State 68
 Jan. 25, 2007.....A.....#1/1 Duke 73, Florida State 60
 Jan. 11, 2008.....H.....#12/13 Duke 70, Florida State 38
 Mar. 7, 2008.....N.....#12/11 Duke 81, Florida State 67
 Jan. 29, 2009.....A.....#18/20 Florida State 82, #3/6 Duke 75 (OT)
 Mar. 7, 2009.....N.....#8/10 Duke 75, #12/13 Florida State 57
 Jan. 29, 2010.....H.....#7/7 Duke 73, #13/14 Florida State 43
 Jan. 14, 2011.....A.....#3/3 Duke 87, #21/15 Florida State 70
 Jan. 13, 2012.....H.....#7/6 Duke 73, Florida State 66
 Feb. 12, 2012.....A.....#5/5 Duke 67, Florida State 57
 Feb. 22, 2013.....H.....#5/4 Duke 61, #19/20 Florida State 50
 Mar. 9, 2013.....N.....#6/6 Duke 72, #23/23 Florida State 66
 Jan. 23, 2014.....A.....#3/3 Duke 85, #24/25 Florida State 77 (OT)
 Jan. 11, 2015.....A.....#-/22 Florida State 74, #13/12 Duke 58

FURMAN.....4-0
Home 1-0 • Away 1-0 • Neutral 2-0
 Dec. 3, 1979.....A.....Duke 90, Furman 56
 Feb. 7, 1981.....H.....Duke 89, Furman 48
 Dec. 10, 1982.....N.....Duke 88, Furman 51
 Nov. 23, 1984.....N.....Duke 103, Furman 66

GARDNER-WEBB.....1-0
Home 0-0 • Away 0-0 • Neutral 1-0
 Nov. 25, 2011.....N.....#7/6 Duke 97, George Mason 31

GEORGE MASON.....4-0
Home 2-0 • Away 2-0 • Neutral 0-0
 Nov. 29, 1980.....A.....Duke 86, George Mason 50
 Nov. 30, 1985.....N.....Duke 85, George Mason 66
 Dec. 28, 1999.....H.....#17/15 Duke 95, George Mason 56
 Dec. 3, 2000.....A.....#3/3 Duke 88, George Mason 69

GEORGE WASHINGTON.....1-1
Home 1-0 • Away 0-0 • Neutral 0-1
 Nov. 20, 1981.....H.....Duke 82, George Washington 45
 Dec. 29, 1996.....N.....George Washington 54, #13/13 Duke 48

GEORGETOWN.....4-0
Home 1-0 • Away 1-0 • Neutral 2-0
 Dec. 20, 1984.....N.....Duke 84, Georgetown 49
 Nov. 25, 1990.....N.....Duke 80, Georgetown 68
 Dec. 30, 1999.....H.....#15/11 Duke 68, Georgetown 53
 Dec. 8, 2001.....A.....#11/9 Duke 89, Georgetown 54

GEORGIA.....3-0
Home 0-0 • Away 0-0 • Neutral 3-0
 Mar. 26, 1999.....N.....#10/11 Duke 81, #12/12 Georgia 69
 Mar. 29, 2003.....N.....#2/1 Duke 66, #19/20 Georgia 63
 Mar. 26, 2005.....N.....#7/8 Duke 63, #20/20 Georgia 57

GEORGIA SOUTHERN.....2-1
Home 1-0 • Away 0-0 • Neutral 1-1
 Jan. 9, 1982.....N.....Georgia Southern 64, Duke 58
 Dec. 21, 1984.....N.....Duke 71, Georgia Southern 65
 Nov. 19, 2009.....H.....#11/5 Duke 69, Georgia Southern 42

GEORGIA STATE.....1-1
Home 0-0 • Away 0-0 • Neutral 1-1
 Jan. 12, 1980.....N.....Georgia State 68, Duke 57
 Mar. 23, 2003.....N.....#2/1 Duke 66, Georgia State 48

GEORGIA TECH.....59-8
Home 27-2 • Away 25-6 • Neutral 6-0
 Jan. 13, 1979.....H.....Duke 70, Georgia Tech 55
 Jan. 21, 1980.....A.....Duke 72, Georgia Tech 71
 Feb. 6, 1981.....H.....Duke 74, Georgia Tech 51
 Nov. 27, 1981.....H.....Duke 62, Georgia Tech 50
 Feb. 6, 1982.....A.....Georgia Tech 64, Duke 61
 Jan. 3, 1983.....A.....Duke 55, Georgia Tech 43
 Jan. 31, 1983.....H.....Duke 80, Georgia Tech 40
 Jan. 7, 1984.....A.....Duke 74, Georgia Tech 72
 Feb. 11, 1984.....H.....Duke 69, Georgia Tech 61
 Jan. 12, 1985.....A.....Duke 65, Georgia Tech 58
 Jan. 25, 1985.....H.....Duke 75, Georgia Tech 67
 Jan. 11, 1986.....A.....Duke 78, Georgia Tech 69
 Jan. 25, 1986.....H.....#18/- Duke 77, Georgia Tech 61
 Jan. 26, 1987.....H.....Duke 85, Georgia Tech 66
 Feb. 7, 1987.....A.....Duke 86, Georgia Tech 72
 Jan. 15, 1988.....H.....#11/11 Duke 77, Georgia Tech 71 (OT)
 Jan. 30, 1988.....A.....#17/17 Duke 80, Georgia Tech 71
 Jan. 28, 1989.....H.....Georgia Tech 97, Duke 94 (OT)
 Feb. 25, 1989.....A.....Duke 78, Georgia Tech 71
 Jan. 13, 1990.....H.....Duke 72, Georgia Tech 68
 Jan. 27, 1990.....A.....Georgia Tech 78, Duke 74
 Jan. 26, 1991.....A.....Duke 93, Georgia Tech 79
 Feb. 24, 1991.....H.....Duke 89, Georgia Tech 76
 Jan. 3, 1992.....H.....Duke 80, Georgia Tech 76
 Mar. 2, 1992.....A.....Georgia Tech 75, Duke 53
 Jan. 29, 1993.....H.....Georgia Tech 86, Duke 80 (OT)
 Feb. 26, 1993.....A.....Georgia Tech 72, Duke 67
 Jan. 14, 1994.....H.....Duke 77, Georgia Tech 59
 Feb. 27, 1994.....A.....Georgia Tech 61, Duke 56
 Jan. 18, 1995.....A.....#25/- Duke 80, Georgia Tech 71
 Feb. 18, 1995.....H.....#22/25 Duke 77, Georgia Tech 68
 Jan. 17, 1996.....H.....#13/16 Duke 78, Georgia Tech 66
 Feb. 17, 1996.....A.....#14/13 Duke 70, Georgia Tech 55
 Dec. 12, 1996.....H.....#17/16 Duke 74, Georgia Tech 65
 Jan. 27, 1997.....A.....#22/21 Duke 83, Georgia Tech 58
 Jan. 4, 1998.....H.....#23/22 Duke 87, Georgia Tech 56
 Feb. 5, 1998.....A.....#14/16 Duke 58, Georgia Tech 55
 Feb. 27, 1998.....N.....#8/10 Duke 100, Georgia Tech 56
 Jan. 7, 1999.....H.....#13/17 Duke 113, Georgia Tech 46
 Feb. 7, 1999.....A.....#9/11 Duke 74, Georgia Tech 73
 Jan. 9, 2000.....A.....#14/10 Duke 64, Georgia Tech 45
 Feb. 11, 2000.....H.....#14/12 Duke 83, Georgia Tech 51
 Mar. 5, 2000.....N.....#12/10 Duke 77, Georgia Tech 56
 Jan. 11, 2001.....H.....#5/5 Duke 86, Georgia Tech 83
 Feb. 12, 2001.....A.....#4/4 Duke 74, Georgia Tech 54
 Dec. 30, 2001.....A.....#9/9 Duke 76, Georgia Tech 60
 Jan. 31, 2002.....H.....#5/5 Duke 86, Georgia Tech 50
 Jan. 13, 2003.....A.....#1/1 Duke 79, Georgia Tech 59
 Feb. 13, 2003.....H.....#2/2 Duke 82, Georgia Tech 43
 Mar. 9, 2003.....N.....#2/2 Duke 76, Georgia Tech 52
 Jan. 8, 2004.....A.....#1/2 Duke 77, Georgia Tech 45
 Feb. 7, 2004.....H.....#2/2 Duke 81, Georgia Tech 41
 Jan. 17, 2005.....H.....#1/1 Duke 82, Georgia Tech 59
 Feb. 20, 2005.....A.....#3/4 Duke 73, Georgia Tech 55
 Jan. 11, 2006.....A.....#2/2 Duke 67, Georgia Tech 59
 Jan. 10, 2007.....H.....#3/3 Duke 83, Georgia Tech 51
 Jan. 24, 2008.....A.....#10/10 Duke 73, #23/23 Georgia Tech 47
 Jan. 25, 2009.....H.....#4/8 Duke 60, Georgia Tech 34
 Feb. 19, 2010.....A.....#8/7 Duke 64, #19/- Georgia Tech 50
 Mar. 6, 2010.....N.....#9/8 Duke 67, Georgia Tech 55
 Jan. 21, 2011.....H.....#3/3 Duke 69, Georgia Tech 32
 Mar. 5, 2011.....N.....#8/7 Duke 74, Georgia Tech 66
 Jan. 18, 2012.....A.....#5/5 Duke 79, Georgia Tech 62
 Dec. 6, 2012.....H.....#434 Duke 85, Georgia Tech 52
 Jan. 5, 2014.....A.....#3/3 Duke 64, Georgia Tech 47
 Mar. 7, 2014.....N.....#7/8 Duke 82, Georgia Tech 52
 Feb. 26, 2015.....A.....Georgia Tech 71, Duke 62

GUILFORD.....2-0
Home 1-0 • Away 1-0 • Neutral 0-0
 Dec. 4, 1978.....H.....Duke 82, Guilford 48
 Feb. 19, 1980.....A.....Duke 82, Guilford 69

HAMPTON.....5-0
Home 2-0 • Away 0-0 • Neutral 3-0
 Dec. 8, 1998.....N.....#16/15 Duke 83, Hampton 47
 Nov. 28, 2002.....N.....#1/1 Duke 71, Hampton 34
 Dec. 28, 2003.....N.....#4/4 Duke 90, Hampton 59
 Mar. 20, 2010.....H.....#6/6 Duke 72, Hampton 37
 Mar. 24, 2013.....H.....#5/5 Duke 67, Hampton 51

HARTFORD.....0-1
Home 0-0 • Away 0-0 • Neutral 0-1
 Nov. 21, 2008.....N.....Hartford 53, #6/5 Duke 51

HARVARD.....3-0
Home 2-0 • Away 1-0 • Neutral 0-0
 Dec. 21, 1987.....H.....#10/13 Duke 86, Harvard 61
 Dec. 1, 1990.....H.....Duke 90, Harvard 76
 Dec. 1, 1991.....A.....Duke 86, Harvard 63

HOFSTRA.....2-0
Home 0-0 • Away 1-0 • Neutral 1-0
 Dec. 27, 1986.....A.....Duke 82, Hofstra 69
 Dec. 28, 1989.....N.....Duke 86, Hofstra 48

HOLY CROSS.....4-0
Home 2-0 • Away 1-0 • Neutral 1-0
 Mar. 13, 1999.....H.....#10/11 Duke 79, Holy Cross 51
 Jan. 4, 2005.....H.....#2/2 Duke 101, Holy Cross 42
 Jan. 16, 2006.....A.....#2/2 Duke 84, Holy Cross 36
 Mar. 18, 2007.....N.....#1/1 Duke 81, Holy Cross 44

HOUSTON.....2-0
Home 1-0 • Away 1-0 • Neutral 0-0
 Nov. 19, 2006.....H.....#6/5 Duke 81, Houston 35
 Dec. 28, 2007.....A.....#13/14 Duke 84, Houston 68

HOUSTON BAPTIST.....1-0
Home 0-0 • Away 1-0 • Neutral 0-0
 Nov. 13, 2009.....A.....#6/6 Duke 104, Houston Baptist 35

HOWARD.....2-0
Home 2-0 • Away 0-0 • Neutral 0-0
 Nov. 30, 1987.....A.....#18/18 Duke 83, Howard 71
 Dec. 6, 2002.....A.....#1/1 Duke 128, Howard 53

ILLINOIS.....0-3
Home 0-0 • Away 0-1 • Neutral 0-2
 Nov. 25, 1989.....N.....Illinois 68, Duke 63
 Mar. 16, 1997.....A.....#16/19 Illinois 85, Duke 67
 Nov. 30, 1997.....N.....#8/8 Illinois 77, Duke 65

ILLINOIS STATE.....1-0
Home 1-0 • Away 0-0 • Neutral 0-0
 Nov. 30, 1996.....H.....#16/17 Duke 85, Illinois State 58

IONA.....1-0
Home 1-0 • Away 0-0 • Neutral 0-0
 Nov. 18, 2012.....H.....#3/3 Duke 100, Iona 31

IOWA.....1-0
Home 1-0 • Away 0-0 • Neutral 0-0
 Dec. 4, 2008.....H.....#12/14 Duke 71, Iowa 47

IOWA STATE.....2-0

Home 1-0 • Away 0-0 • Neutral 1-0
 Dec. 30, 2000H.....#6/5 Duke 81, #5/6 Iowa State 63
 Dec. 29, 2002N.....#1/1 Duke 88, Iowa State 59

INDIANA STATE 2-0

Home 2-0 • Away 0-0 • Neutral 0-0
 Dec. 30, 1985H..... Duke 94, Indiana State 40
 Dec. 4, 1994H..... Duke 100, Indiana State 66

JACKSONVILLE STATE..... 1-0

Home 1-0 • Away 0-0 • Neutral 0-0
 Dec. 15, 2004H..... #3/4 Duke 99, Jacksonville State 36

JAMES MADISON..... 6-1

Home 4-0 • Away 1-0 • Neutral 1-1
 Jan. 15 1982N..... James Madison 76, Duke 75
 Mar. 9, 1982.....H..... Duke 63, James Madison 60
 Dec. 3, 1988H..... Duke 80, James Madison 79
 Dec. 28, 1994N..... Duke 75, James Madison 63
 Mar. 16, 1996.....H..... #13/13 Duke 85, James Madison 53
 Dec. 18, 2009H..... #7/8 Duke 79, #24/25 James Madison 65
 Nov. 30, 2010A.....#5/5 Duke 75, James Madison 58

KANSAS 1-0

Home 0-0 • Away 0-0 • Neutral 1-0
 Nov. 30, 2013N.....#2/2 Duke 73, Kansas 40

KANSAS STATE 1-0

Home 0-0 • Away 0-0 • Neutral 1-0
 Nov. 27, 2004N.....#3/3 Duke 63, #16/16 Kansas State 51

KENT STATE..... 2-0

Home 0-0 • Away 0-0 • Neutral 2-0
 Dec. 29, 1991N..... Duke 84, Kent State 79
 Dec. 28, 1997N..... #23/22 Duke 69, Kent State 57

KENTUCKY5-1

Home 2-0 • Away 1-1 • Neutral 2-0
 Dec. 30, 1986N..... Duke 68, Kentucky 63
 Dec. 29, 1995N.....#16/16 Duke 73, Kentucky 54
 Jan. 4, 2011H..... #3/3 Duke 54, #10/10 Kentucky 48
 Dec. 8, 2012A.....#10/10 Kentucky 72, #6/5 Duke 65
 Dec. 22, 2013A.....#3/3 Duke 69, #5/6 Kentucky 61
 Dec. 21, 2014H.....#13/13 Duke 89, #8/8 Kentucky 68

LASALLE.....0-1

Home 0-0 • Away 0-1 • Neutral 0-0
 Nov. 22, 1980A..... LaSalle 91, Duke 74

LIBERTY.....3-0

Home 2-0 • Away 0-0 • Neutral 1-0
 Dec. 21, 1999N..... #18/15 Duke 66, Liberty 45
 Dec. 20, 2001H..... #9/9 Duke 95, Liberty 53
 Dec. 12, 2004H..... #3/4 Duke 83, Liberty 48

LOUISIANA STATE..... 3-2

Home 1-0 • Away 0-0 • Neutral 2-2
 Mar. 25, 2000.....N... #15/12 Louisiana State 79, #7/10 Duke 66
 Nov. 11, 2000N..... #5/5 Duke 56, #7/8 Louisiana State 45
 Mar. 28, 2005.....N..... #2/4 Louisiana State 59, #7/8 Duke 49
 Apr. 2, 2006N..... #4/4 Duke 84, #5/5 Louisiana State 45
 Mar. 22, 2010.....H.....#6/6 Duke 60, #21/-- Louisiana State 52

LOUISIANA TECH..... 2-0

Home 0-0 • Away 0-0 • Neutral 2-0
 Dec. 2, 2001N.....#14/12 Duke 76, #6/5 Louisiana Tech 64
 Mar. 28, 2004.....N.....#1/1 Duke 63, #7/5 Louisiana Tech 49

LOUISVILLE 2-1

Home 2-0 • Away 0-0 • Neutral 0-1
 Nov. 24, 1990N..... Louisville 73, Duke 66
 Mar. 16, 1998.....H..... #8/9 Duke 69, Louisville 53
 Feb. 2, 2015.....H.....#15/15 Duke 66, #8/8 Louisville 58

LOYOLA (MARYLAND)..... 3-0

Home 2-0 • Away 1-0 • Neutral 0-0
 Feb. 5, 1992.....H..... Duke 109, Loyola 59
 Jan. 6, 1993.....H..... Duke 61, Loyola 52
 Nov. 29, 1993.....A..... Duke 76, Loyola 67

LOYOLA MARYMOUNT 1-0

Home 0-0 • Away 1-0 • Neutral 0-0
 Dec. 29, 2003A..... #4/4 Duke 81, Loyola Marymount 53

MAINE.....2-0

Home 1-0 • Away 1-0 • Neutral 0-0
 Nov. 16, 2008H..... #8/8 Duke 98, Maine 31
 Dec. 21, 2009A.....#8/8 Duke 75, Maine 34

MANHATTAN 5-1

Home 4-0 • Away 1-1 • Neutral 0-0
 Jan. 8, 1981H..... Duke 74, Manhattan 54
 Jan. 6, 1983A..... Manhattan 69, Duke 64
 Mar. 11, 1987.....H..... Duke 70, Manhattan 55
 Jan. 1, 1995H..... Duke 101, Manhattan 71
 Dec. 20, 1995A..... #16/18 Duke 73, Manhattan 61
 Dec. 21, 1996H..... #15/14 Duke 85, Manhattan 36

MARIST2-0

Home 1-0 • Away 0-0 • Neutral 1-0
 Nov. 17, 2006H..... #6/5 Duke 71, Marist 50
 Mar. 21, 2011.....N..... #6/6 Duke 71, #19/17 Marist 66

MARQUETTE 5-0

Home 3-0 • Away 1-0 • Neutral 1-0
 Nov. 29, 1998H..... #20/15 Duke 91, Marquette 60
 Mar. 23, 2004.....H..... #1/1 Duke 76, Marquette 67
 Nov. 27, 2009N..... #10/12 Duke 74, Marquette 43
 Nov. 24, 2013A.....#2/2 Duke 78, Marquette 61
 Nov. 23, 2015H.....#7/7 Duke 83, Marquette 51

MARSHALL0-1

Home 0-1 • Away 0-0 • Neutral 0-0
 Nov. 21, 1981H..... Marshall 58, Duke 57

MARS HILL.....2-0

Home 2-0 • Away 0-0 • Neutral 0-0
 Nov. 27, 1983H..... Duke 90, Mars Hill 47
 Nov. 28, 1984H..... Duke 93, Mars Hill 60

MARYLAND.....41-40

Home 23-13 • Away 14-19 • Neutral 4-8
 Jan. 14, 1978H..... #7 Maryland 117, Duke 47
 Feb. 9, 1978.....N..... #7 Maryland 103, Duke 39
 Jan. 18, 1979H..... #3 Maryland 82, Duke 55
 Jan. 18, 1980H..... #15 Maryland 82, Duke 63
 Jan. 10, 1981A.....#17 Maryland 85, Duke 68
 Feb. 12, 1981.....N..... #12 Maryland 72, Duke 49
 Jan. 3, 1982H..... #12 Maryland 65, Duke 52
 Jan. 18, 1983.....H..... #3 Maryland 72, Duke 49
 Feb. 13, 1983.....A..... #8 Maryland 69, Duke 68
 Dec. 10, 1983A..... #8 Maryland 81, Duke 54
 Feb. 8, 1984H..... #17 Maryland 64, Duke 63
 Dec. 8, 1984H..... Duke 68, Maryland 58
 Feb. 6, 1985A..... Duke 63, Maryland 60
 Dec. 7, 1985A..... Maryland 74, Duke 60
 Feb. 22, 1986.....H..... Maryland 72, #18/21 Duke 67

Dec. 12, 1986A..... #16/17 Maryland 65, Duke 64
 Jan. 17, 1987H.....#11/11 Duke 70, #--/22 Maryland 63
 Feb. 28, 1987.....N..... Maryland 64, Duke 62
 Jan. 9, 1988A..... #15/14 Maryland 83, #9/8 Duke 73
 Feb. 13, 1988.....H..... Duke 81, #11/12 Maryland 73
 Jan. 14, 1989H..... #8/8 Maryland 87, #--/23 Duke 86
 Feb. 4, 1989A..... #6/4 Maryland 100, Duke 64
 Jan. 5, 1990A..... Maryland 68, Duke 60
 Feb. 18, 1990H..... Maryland 62, Duke 58
 Jan. 21, 1991H..... Maryland 74, Duke 63
 Feb. 1, 1991A..... Duke 45, Maryland 44
 Jan. 24, 1992H..... #1/1 Maryland 80, Duke 54
 Feb. 22, 1992A..... #4/5 Maryland 74, Duke 69
 Jan. 16, 1993.....H..... #3/9 Maryland 82, Duke 51
 Feb. 5, 1993.....A..... #7/9 Maryland 71, Duke 90
 Feb. 5, 1994A..... Maryland 67, Duke 50
 Feb. 18, 1994.....H..... Duke 62, Maryland 60
 Mar. 5, 1994N..... Maryland 60, Duke 45
 Jan. 8, 1995A..... Duke 80, Maryland 62
 Feb. 7, 1995.....H..... #21/25 Duke 67, Maryland 53
 Jan. 11, 1996H..... #16/16 Duke 57, Maryland 53
 Feb. 5, 1996A..... Maryland 63, #14/11 Duke 52
 Jan. 12, 1997A..... Maryland 68, #14/14 Duke 64
 Feb. 9, 1997.....H..... #20/20 Duke 66, Maryland 57
 Feb. 28, 1997.....N..... #25/22 Duke 60, Maryland 52 (OT)
 Dec. 22, 1997.....H..... #23/18 Duke 65, Maryland 48
 Jan. 30, 1998A..... Maryland 54, #13/15 Duke 53
 Jan. 2, 1999A..... #17/19 Duke 90, Maryland 61
 Feb. 1, 1999.....H..... #9/11 Duke 72, Maryland 54
 Jan. 3, 2000A..... #15/11 Duke 79, Maryland 61
 Feb. 3, 2000.....H..... Maryland 63, #12/10 Duke 62
 Jan. 14, 2001A..... #5/5 Duke 75, Maryland 64
 Feb. 15, 2001.....H..... #4/4 Duke 75, Maryland 54
 Jan. 2, 2002H..... #11/10 Duke 90, Maryland 74
 Feb. 2, 2002.....A..... #5/5 Duke 66, Maryland 55
 Jan. 23, 2003H..... #1/1 Duke 101, Maryland 52
 Feb. 24, 2003.....A..... #2/2 Duke 97, Maryland 55
 Jan. 22, 2004.....H..... #1/1 Duke 78, Maryland 48
 Feb. 22, 2004.....A..... #4/4 Duke 72, Maryland 59
 Mar. 7, 2004N..... #1/1 Duke 70, Maryland 63
 Jan. 27, 2005.....H..... #3/4 Duke 60, #20/22 Maryland 57
 Feb. 13, 2005A..... #3/4 Duke 60, #19/21 Maryland 49
 Mar. 6, 2005.....N..... #6/6 Duke 74, #25/-- Maryland 44
 Jan. 8, 2006.....A..... #2/2 Duke 86, #6/6 Maryland 68
 Feb. 13, 2006.....H..... #1/2 Duke 90, #4/6 Maryland 80
 Mar. 4, 2006.....N..... #4/4 Maryland 78, #2/2 Duke 70
 Apr. 4, 2006.....N..... #3/3 Maryland 78 (OT), #4/4 Duke 75
 Jan. 12, 2007H..... #3/3 Duke 81, #1/1 Maryland 62
 Feb. 18, 2007.....A..... #1/1 Duke 69, #6/6 Maryland 57
 Jan. 14, 2008.....A..... #4/4 Maryland 85, #10/13 Duke 70
 Feb. 17, 2008.....H..... #4/5 Maryland 76, #12/12 Duke 69
 Mar. 8, 2008.....N..... #12/11 Duke 74, # 5/4 Maryland 63
 Jan. 12, 2009.....H..... #5/10 Duke 68, #14/15 Maryland 65
 Feb. 22, 2009.....A..... #9/7 Maryland 77, #7 Duke 59
 Mar. 8, 2009.....N..... #4/4 Maryland 92, Duke 89 (OT)
 Jan. 24, 2010A..... #6/7 Duke 58, Maryland 57
 Feb. 21, 2010.....H..... #8/7 Duke 71, Maryland 59
 Mar. 5, 2010N..... #9/8 Duke 66, Maryland 64
 Jan. 6, 2011H..... #3/3 Duke 71, #14/15 Maryland 64
 Feb. 17, 2011.....A..... #16/17 Maryland 69, #7/7 Duke 47
 Jan. 22, 2012H..... #5/5 Duke 80, #8/7 Maryland 72
 Feb. 19, 2012.....A..... 8/7 Maryland 63, #5/5 Duke 61
 Feb. 11, 2013.....H..... #5/4 Duke 71, #7/7 Maryland 56
 Feb. 24, 2013.....A..... #5/4 Duke 75, #8/8 Maryland 59
 Feb. 17, 2014.....H..... #7/7 Duke 84, #8/9 Maryland 63
 Mar. 28, 2015.....N..... #4/3 Maryland 65, #16/16 Duke 55

MCNEESE STATE..... 1-0

Home 1-0 • Away 0-0 • Neutral 0-0
Dec. 11, 1993.....H..... Duke 103, McNeese State 50

MARYLAND-EASTERN SHORE 1-0

Home 1-0 • Away 0-0 • Neutral 0-0
Nov. 23, 1985.....H..... Duke 85, Md-Eastern Shore 58

UMASS- LOWELL..... 1-0

Home 1-0 • Away 0-0 • Neutral 0-0
Dec. 19, 2014.....H.....#13/13 Duke 95, UMass Lowell 48

MIAMI (Fla.) 12-1

Home 7-0 • Away 5-1 • Neutral 0-0
Feb. 3, 2005.....A.....#3/4 Duke 72, Miami 63
Feb. 24, 2005.....H.....#2/3 Duke 94, Miami 61
Feb. 19, 2006.....A.....#1/1 Duke 99, Miami 93 (2OT)
Jan. 3, 2007.....H.....#3/3 Duke 72, Miami 42
Jan. 5, 2008.....A.....#5/11 Duke 84, Miami 72
Jan. 9, 2009.....H.....Duke 73, Miami 58
Jan. 14, 2010.....A.....#7/7 Duke 81, #25/-Miami 48
Feb. 3, 2011.....H.....#3/5 Duke 82, #18/21 Miami 58
Feb. 24, 2012.....H.....#7/7 Duke 74, #5/5 Miami 64
Jan. 31, 2013.....H.....#5/4 Duke 82, Miami 43
Feb. 28, 2013.....A.....Miami 69, #5/4 Duke 65
Jan. 20, 2014.....A.....#3/3 Duke 76, Miami 75
Jan. 18, 2015.....H.....#14/14 Duke 68, Miami 53

MIAMI (OHIO)..... 1-0

Home 1-0 • Away 0-0 • Neutral 0-0
Dec. 5, 1993.....H..... Duke 98, Miami (Ohio) 54

MICHIGAN..... 4-0

Home 2-0 • Away 2-0 • Neutral 0-0
Dec. 7, 1997.....H.....#15/17 Duke 64, Michigan 63
Nov. 25, 2006.....A.....#5/5 Duke 92, Michigan 47
Dec. 7, 2008.....H.....#12/14 Duke 60, Michigan 45
Nov. 28, 2012.....A.....#4/4 Duke 71, Michigan 54

MICHIGAN STATE 2-1

Home 1-0 • Away 0-1 • Neutral 1-0
Dec. 4, 1995.....H..... Duke 67, Michigan State 52
Mar. 26, 2006.....N.....#4/4 Duke 86, #16/17 Michigan State 61
Mar. 24, 2009.....A.....Michigan State 63, #6/14 Duke 49

MIDDLE TENNESSEE ST..... 1-0

Home 1-0 • Away 0-0 • Neutral 0-0
Mar. 14, 1998.....H.....#8/9 Duke 92, Mid Tennessee State 67

MINNESOTA 0-1

Home 0-0 • Away 0-0 • Neutral 0-1
Mar. 30, 2004.....N.....#24/20 Minnesota 82, #1/1 Duke 75

MISSISSIPPI STATE 2-0

Home 1-0 • Away 0-0 • Neutral 1-0
Nov. 25, 1995.....N.....#22/19 Duke 72, Mississippi State 67
Mar. 22, 2015.....H.....#16/16 Duke 64, #12/14 Mississippi State 56

MONMOUTH..... 1-0

Home 1-0 • Away 0-0 • Neutral 0-0
Dec. 30, 2012.....H.....#4/4 Duke 72, Monmouth 32

MONTANA..... 1-0

Home 0-0 • Away 0-0 • Neutral 1-0
Nov. 26, 1994.....N..... Duke 89, Montana 49

MORGAN STATE 1-0

Home 1-0 • Away 0-0 • Neutral 0-0
Nov. 26, 1993.....H..... Duke 116, Morgan State 63

MURRAY STATE..... 1-0

Home 0-0 • Away 0-0 • Neutral 1-0
Mar. 23, 2008.....N.....#9/10 Duke 78, Murray State 57

NEBRASKA..... 1-1

Home 0-0 • Away 0-1 • Neutral 1-0
Mar. 31, 2013.....N.....#5/5 Duke 53, #24/25 North Carolina 45
Dec. 3, 2014.....A.....#12/15 Nebraska 60, #9/8 Duke 54

NEW HAMPSHIRE 1-0

Home 1-0 • Away 0-0 • Neutral 0-0
Dec. 1, 1989.....H..... Duke 82, New Hampshire 47

NORFOLK STATE..... 1-0

Home 0-0 • Away 0-0 • Neutral 1-0
Mar. 15, 2002.....N.....#3/3 Duke 95, Norfolk State 48

NORTHEASTERN 2-0

Home 2-0 • Away 0-0 • Neutral 0-0
Dec. 4, 1992.....H..... Duke 64, Northeastern 53
Nov. 11, 2006.....H.....#6/6 Duke 102, Northeastern 49

NORTHWESTERN STATE..... 2-1

Home 1-0 • Away 1-0 • Neutral 0-1
Mar. 21, 1986.....N.....Northwestern State 89, Duke 88
Dec. 20, 2003.....A.....#3/4 Duke 105, Northwestern State 53
Mar. 21, 2004.....H.....#1/1 Duke 103, Northwestern State 51

NORTH CAROLINA 42-49

Home 23-15 • Away 12-27 • Neutral 7-7
Jan. 13, 1976.....A.....North Carolina 85, Duke 53
Jan. 24, 1978.....A.....North Carolina 87, Duke 68
Feb. 24, 1978.....H.....North Carolina 80, Duke 72
Dec. 7, 1978.....H.....North Carolina 82, Duke 65
Feb. 20, 1979.....A.....North Carolina 69, Duke 54
Dec. 6, 1979.....A.....North Carolina 91, Duke 58
Feb. 8, 1980.....N.....North Carolina 85, Duke 63
Feb. 14, 1980.....H.....Duke 66, North Carolina 61
Feb. 22, 1980.....N.....North Carolina 83, Duke 59
Jan. 29, 1981.....H.....North Carolina 77, Duke 65
Feb. 18, 1981.....A.....North Carolina 77, Duke 47
Dec. 3, 1981.....H.....North Carolina 73, Duke 47
Jan. 19, 1982.....A.....North Carolina 93, Duke 59
Jan. 11, 1983.....H.....#20 North Carolina 84, Duke 68
Feb. 17, 1983.....A.....#20 North Carolina 82, Duke 65
Jan. 11, 1984.....A.....North Carolina 72, Duke 63
Feb. 16, 1984.....H.....Duke 80, #16 North Carolina 67
Jan. 8, 1985.....H.....Duke 63, #19/18 North Carolina 62
Feb. 12, 1985.....A.....#13/13 North Carolina 88, Duke 68
Jan. 7, 1986.....H.....Duke 79, #19/18 North Carolina 78
Feb. 12, 1986.....A.....#18/ _ Duke 86, #13/13 North Carolina 79
Jan. 7, 1987.....A.....North Carolina 76, #-/25 Duke 68
Feb. 23, 1987.....H.....North Carolina 83, Duke 67
Jan. 27, 1988.....H.....North Carolina 66, #17/17 Duke 55
Feb. 20, 1988.....A.....North Carolina 68, Duke 64
Jan. 10, 1989.....A.....#-/ 23 North Carolina 93, Duke 92 (OT)
Feb. 15, 1989.....H.....Duke 74, North Carolina 72
Jan. 20, 1990.....H.....Duke 90, North Carolina 88
Feb. 21, 1990.....A.....North Carolina 58, Duke 56
Jan. 15, 1991.....H.....Duke 78, North Carolina 72
Feb. 19, 1991.....A.....Duke 59, North Carolina 54
Jan. 15, 1992.....A.....North Carolina 58, Duke 54
Feb. 12, 1992.....H.....#24/24 North Carolina 69, Duke 64
Jan. 19, 1993.....A.....#20/20 North Carolina 66, Duke 54
Feb. 23, 1993.....H.....#18/18 North Carolina 84, Duke 63
Jan. 19, 1994.....H.....#7/7 North Carolina 79, Duke 68
Feb. 22, 1994.....A.....#5/5 North Carolina 70, Duke 58
Jan. 25, 1995.....H.....#21/- Duke 74, #3/3 North Carolina 72
Feb. 25, 1995.....A.....#12/12 North Carolina 82, #19/22 Duke 57

Mar. 5, 1995.....N.....#12/12 North Carolina 95, #22/25 Duke 70
Jan. 24, 1996.....A.....#12/13 Duke 86, North Carolina 58
Feb. 23, 1996.....H.....#12/12 Duke 61, North Carolina 85
Jan. 18, 1997.....H.....#10/10 North Carolina 87, #19/18 Duke 73
Feb. 21, 1997.....A.....#4/5 North Carolina 81, #22/19 Duke 61
Mar. 1, 1997.....N.....#5/6 North Carolina 66, #25/22 Duke 55
Jan. 12, 1998.....A.....#8/7 North Carolina 83, #25/23 Duke 74
Feb. 12, 1998.....H.....#13/14 Duke 83, #5/5 North Carolina 70
Feb. 28, 1998.....N.....#9/10 North Carolina 56, #8/10 Duke 52
Jan. 22, 1999.....A.....#11/15 Duke 93, #7/6 North Carolina 71
Feb. 21, 1999.....H.....#8/9 Duke 88, #13/12 North Carolina 78
Jan. 27, 2000.....H.....#9/8 Duke 101, North Carolina 58
Feb. 27, 2000.....A.....North Carolina 73, #9/9 Duke 64
Mar. 6, 2000.....N.....#11/9 Duke 79, North Carolina 76
Jan. 25, 2001.....A.....#4/4 Duke 92, North Carolina 85 (OT)
Feb. 26, 2001.....H.....#4/4 Duke 72, North Carolina 67
Jan. 24, 2002.....H.....#5/6 Duke 102, #21/20 North Carolina 82
Feb. 24, 2002.....A.....#4/4 Duke 90, #19/20 North Carolina 75
Mar. 4, 2002.....N.....#3/3 Duke 87, #16/19 North Carolina 80
Jan. 20, 2003.....A.....#1/1 Duke 78, #8/10 North Carolina 67 (OT)
Feb. 20, 2003.....H.....#2/2 Duke 97, #6/6 North Carolina 63
Mar. 10, 2003.....N.....#2/2 Duke 77, #11/9 North Carolina 59
Jan. 11, 2004.....H.....#1/2 Duke 79, #13/13 North Carolina 57
Feb. 14, 2004.....A.....#4/4 Duke 89, #15/14 North Carolina 79
Mar. 8, 2004.....N.....#1/2 Duke 63, #9/10 North Carolina 47
Jan. 24, 2005.....A.....#12/16 North Carolina 56, #1/4 Duke 51
Feb. 27, 2005.....H.....#8/4 North Carolina 77, #2/3 Duke 68
Mar. 7, 2005.....N.....#4/3 North Carolina 88, #6/6 Duke 67
Jan. 29, 2006.....H.....#3/2 North Carolina 74, #2/1 Duke 70
Feb. 25, 2006.....A.....#2/2 North Carolina 77, #1/1 Duke 65
Feb. 8, 2007.....A.....#1/1 Duke 64, #2/2 North Carolina 53
Feb. 25, 2007.....H.....#1/1 Duke 67, #4/4 North Carolina 62
Feb. 4, 2008.....H.....#3/3 North Carolina 93, #11/11 Duke 76
Mar. 2, 2008.....A.....#2/2 North Carolina 82, #12/11 Duke 51
Mar. 9, 2008.....N.....#2/2 North Carolina 86, #12/11 Duke 73
Feb. 9, 2009.....A.....#8/9 North Carolina 75, #4/7 Duke 60
Mar. 1, 2009.....H.....#10/11 Duke 81, #9/10 N. Carolina 79 (OT)
Feb. 8, 2010.....H.....#8/6 Duke 79, #18/15 North Carolina 51
Feb. 28, 2010.....A.....#6/6 North Carolina 64, Duke 54
Feb. 7, 2011.....A.....#13/12 North Carolina 62, #5/5 Duke 60
Feb. 27, 2011.....H.....#9/9 Duke 66, #13/16 North Carolina 58
Mar. 6, 2011.....N.....#8/7 Duke 81, #19/19 North Carolina 66
Feb. 6, 2012.....H.....#5/6 Duke 96, #22/24 North Carolina 56
Feb. 26, 2012.....A.....#7/7 Duke 69, North Carolina 63
Feb. 3, 2013.....A.....#5/4 Duke 84, #11/18 North Carolina 63
Mar. 3, 2013.....H.....#5/4 Duke 65, #15/17 North Carolina 58
Mar. 10, 2013.....N.....#6/6 Duke 92, #15/17 North Carolina 73
Feb. 10, 2014.....H.....#17/11 North Carolina 89, #3/5 Duke 78
Mar. 2, 2014.....A.....#14/11 North Carolina 64, #7/8 Duke 60
Mar. 8, 2014.....N.....#7/8 Duke 66, #13/12 North Carolina 61
Jan. 25, 2015.....A.....#15/13 Duke 74, #12/11 North Carolina 67(OT)
Mar. 1, 2015.....H.....#16/17 Duke 81, #15/11 UNC 80

N.C. A&T..... 2-0

Home 2-0 • Away 0-0 • Neutral 0-0
Feb. 27, 1984.....H.....Duke 78, N.C. A&T 39
Jan. 2, 2015.....H.....#10/12 Duke 87, N.C. A&T 36

N.C. CENTRAL..... 5-3

Home 5-2 • Away 0-1 • Neutral 0-0
Jan. 15, 1976.....H.....N.C. Central 64, Duke 36
Jan. 26, 1976.....H.....N.C. Central 44, Duke 43
Feb. 12, 1977.....A.....N.C. Central 52, Duke 47
Feb. 16, 1977.....H.....Duke 58, N.C. Central 53
Nov. 26, 1983.....H.....Duke 103, N.C. Central 60
Nov. 20, 1984.....H.....Duke 109, N.C. Central 53
Jan. 3, 2008.....H.....#12/13 Duke 82, N.C. Central 29
Dec. 28, 2009.....H.....#8/11 Duke 117, N.C. Central 28

N.C. STATE 35-40
Home 18-15 • Away 13-20 • Neutral 4-5
 Jan. 29, 1976.....H.....#14 N.C. State 67, Duke 37
 Feb. 19, 1976.....A.....#9 N.C. State 78, Duke 35
 Feb. 1, 1977.....H.....#14 N.C. State 87, Duke 35
 Jan. 19, 1978.....A.....#2 N.C. State 125, Duke 43
 Feb. 2, 1978.....H.....#2 N.C. State 86, Duke 36
 Jan. 20, 1979.....H.....#7 N.C. State 99, Duke 44
 Nov. 29, 1979.....A.....#5 N.C. State 86, Duke 55
 Dec. 4, 1980.....H.....#10 N.C. State 96, Duke 78
 Dec. 8, 1981.....H.....#9 N.C. State 70, Duke 53
 Feb. 10, 1982.....A.....#8 N.C. State 81, Duke 61
 Feb. 26, 1982.....A.....#9 N.C. State 69, Duke 55
 Jan. 26, 1983.....A.....#20 N.C. State 71, Duke 55
 Feb. 22, 1983.....H.....#16 N.C. State 102, Duke 81
 Jan. 24, 1984.....H.....#20 N.C. State 86, Duke 62
 Feb. 21, 1984.....A.....Duke 74, #15 N.C. State 73 (OT)
 Mar. 2, 1984.....N.....#16 N.C. State 81, Duke 68
 Jan. 22, 1985.....A.....N.C. State 68, Duke 62
 Feb. 19, 1985.....H.....#15/15 N.C. State 73, Duke 72
 Mar. 2, 1985.....N.....#14/14 N.C. State 89, Duke 57
 Jan. 21, 1986.....H.....#20/- Duke 70, #19/19 N.C. State 66
 Feb. 5, 1986.....A.....N.C. State 102, #17/25 Duke 86
 Jan. 21, 1987.....H.....#14/14 N.C. State 86, Duke 79
 Feb. 3, 1987.....A.....Duke 76, #13/15 N.C. State 69
 Jan. 19, 1988.....A.....N.C. State 97, #13/9 Duke 85
 Feb. 24, 1988.....H.....Duke 68, N.C. State 66
 Jan. 17, 1989.....H.....#16/14 N.C. State 75, #-/23 Duke 68
 Feb. 21, 1989.....A.....#15/14 N.C. State 92, Duke 78
 Mar. 4, 1989.....N.....#14/14 N.C. State 89, Duke 50
 Jan. 10, 1990.....H.....#8/11 N.C. State 103, Duke 87
 Feb. 7, 1990.....A.....#11/11 N.C. State 80, Duke 61
 Jan. 9, 1991.....A.....#3/4 N.C. State 96, Duke 84
 Feb. 6, 1991.....H.....#3/4 N.C. State 98, Duke 63
 Jan. 7, 1992.....A.....Duke 73, #12/11 N.C. State 69
 Feb. 18, 1992.....H.....N.C. State 87, Duke 67
 Jan. 13, 1993.....A.....N.C. State 77, Duke 60
 Feb. 9, 1993.....H.....Duke 82 N.C. State 65
 Dec. 31, 1993.....H.....Duke 69, N.C. State 66
 Jan. 12, 1994.....A.....N.C. State 71, Duke 70
 Jan. 4, 1995.....H.....Duke 91, N.C. State 70
 Feb. 5, 1995.....A.....N.C. State 71, #14/21 Duke 55
 Jan. 4, 1996.....A.....#13/15 N.C. State 75, #15/14 Duke 73
 Feb. 2, 1996.....H.....#14/17 N.C. State 80, #12/11 Duke 74
 Mar. 2, 1996.....N.....#12/12 Duke 79, #19/23 N.C. State 62
 Jan. 15, 1997.....A.....#15/13 N.C. State 86, #19/18 Duke 73
 Feb. 12, 1997.....H.....#18/17 Duke 96, N.C. State 95 (OT)
 Jan. 19, 1998.....A.....#24/23 Duke 75, #8/7 N.C. State 61
 Feb. 19, 1998.....H.....#11/13 Duke 65, #10/8 N.C. State 62
 Jan. 17, 1999.....A.....#12/16 Duke 67, N.C. State 62
 Feb. 18, 1999.....H.....#8/9 Duke 75, N.C. State 67
 Jan. 20, 2000.....A.....#6/5 N.C. State 80, #9/8 Duke 75 (OT)
 Feb. 17, 2000.....H.....#14/12 Duke 70, #7/7 N.C. State 64
 Jan. 18, 2001.....H.....#5/5 Duke 62, #22/19 N.C. State 59
 Feb. 18, 2001.....A.....#24/21 N.C. State 69, #4/4 Duke 55
 Mar. 5, 2001.....N.....#5/5 Duke 57, #21/20 N.C. State 45
 Jan. 13, 2002.....A.....#7/7 Duke 73, N.C. State 68
 Feb. 18, 2002.....H.....#5/5 Duke 81, N.C. State 54
 Jan. 29, 2003.....A.....Duke 54, N.C. State 44
 Mar. 2, 2003.....H.....#2/2 Duke 86, N.C. State 60
 Jan. 30, 2004.....H.....#2/2 Duke 75, N.C. State 56
 Mar. 1, 2004.....A.....#2/3 Duke 90, N.C. State 57
 Jan. 30, 2005.....A.....#1/4 Duke 52, #25/- N.C. State 49
 Jan. 19, 2006.....H.....#2/2 Duke 77, N.C. State 57
 Jan. 18, 2007.....A.....#11/1 Duke 65, N.C. State 51
 Mar. 3, 2007.....N.....#24/25 N.C. State 70, #1/1 Duke 65
 Jan. 20, 2008.....H.....#10/12 Duke 71, N.C. State 57
 Jan. 19, 2009.....A.....#4/10 Duke 61, N.C. State 58 (OT)
 Feb. 11, 2010.....H.....#8/7 Duke 70, N.C. State 39

Mar. 7, 2010.....N.....#9/8 Duke 70, N.C. State 60
 Jan. 23, 2011.....A.....#3/3 Duke 65, N.C. State 64
 Jan. 8, 2012.....H.....#7/6 Duke 83, N.C. State 59
 Mar. 2, 2012.....N.....N.C. State 75, #5/5 Duke 73
 Jan. 3, 2013.....A.....#3/4 Duke 67, N.C. State 57
 Mar. 8, 2013.....N.....#6/6 Duke 70, N.C. State 58
 Feb. 20, 2014.....H.....#7/7 Duke 83, #14/16 N.C. State 70
 Feb. 22, 2015.....A.....NC State 72, #10/12 Duke 59

UNC ASHEVILLE 9-0

Home 6-0 • Away 3-0 • Neutral 0-0
 Dec. 8, 1979.....H.....Duke 101, UNC Asheville 53
 Jan. 31, 1981.....H.....Duke 85, UNC Asheville 54
 Feb. 13, 1982.....A.....Duke 60, UNC Asheville 45
 Feb. 17, 1986.....H.....#18/- Duke 95, UNC Asheville 41
 Dec. 11, 1991.....H.....Duke 100, UNC Asheville 42
 Nov. 30, 1994.....H.....Duke 114, UNC Asheville 57
 Nov. 29, 1995.....A.....#19/20 Duke 95, UNC Asheville 57
 Nov. 23, 1996.....H.....#17/18 Duke 90, UNC Asheville 52
 Dec. 19, 1998.....H.....#17/19 Duke 94, UNC Asheville 27

UNC GREENSBORO 10-2

Home 6-1 • Away 4-1 • Neutral 0-0
 Dec. 1, 1977.....H.....UNC Greensboro 82, Duke 57
 Jan. 26, 1978.....A.....UNC Greensboro 81, Duke 63
 Jan. 16, 1979.....A.....Duke 65, UNC Greensboro 51
 Jan. 31, 1979.....H.....Duke 64, UNC Greensboro 52
 Feb. 11, 1980.....A.....Duke 82, UNC Greensboro 74
 Dec. 14, 1991.....H.....Duke 87, UNC Greensboro 76
 Dec. 11, 1992.....A.....Duke 80, UNC Greensboro 76
 Nov. 24, 1996.....A.....#17/18 Duke 98, UNC Greensboro 68
 Nov. 19, 1997.....H.....Duke 78, UNC Greensboro 51
 Nov. 15, 1999.....H.....#21/22 Duke 72, UNC Greensboro 47
 Dec. 16, 2001.....H.....#8/8 Duke 90, UNC Greensboro 58
 Nov. 18, 2007.....H.....#10/9 Duke 84, UNC Greensboro 39

UNC WILMINGTON 7-2

Home 6-0 • Away 1-2 • Neutral 0-0
 Nov. 28, 1978.....H.....Duke 71, UNC Wilmington 61
 Feb. 5, 1980.....A.....UNC Wilmington 68, Duke 67
 Dec. 2, 1980.....H.....Duke 78, UNC Wilmington 77
 Feb. 21, 1982.....A.....UNC Wilmington 59, Duke 57
 Feb. 25, 1984.....H.....Duke 87, UNC Wilmington 69
 Feb. 23, 1985.....A.....Duke 96, UNC Wilmington 86
 Nov. 27, 1991.....H.....Duke 94, UNC Wilmington 37
 Dec. 1, 1992.....H.....Duke 88, UNC Wilmington 52
 Dec. 20, 2011.....H.....#9/9 Duke 107, UNC Wilmington 45

NORTH GEORGIA 1-0

Home 0-0 • Away 1-0 • Neutral 0-0
 Feb. 5, 1982.....A.....Duke 74, North Georgia 62

NORTHERN ILLINOIS 1-0

Home 1-0 • Away 0-0 • Neutral 0-0
 Feb. 14, 1987.....H.....Duke 85, Northern Illinois 68

NOTRE DAME 1-11

Home 1-3 • Away 0-4 • Neutral 0-4
 Mar. 22, 1986.....N.....Notre Dame 74, Duke 67
 Feb. 6, 1988.....H.....Notre Dame 78, #17/19 Duke 66
 Nov. 22, 1997.....H.....Duke 80, Notre Dame 62
 Nov. 21, 1998.....A.....#11/19 Notre Dame 84, #6/4 Duke 57
 Nov. 17, 2004.....A.....#11/11 Notre Dame 76, #6/6 Duke 65
 Nov. 25, 2011.....N.....#4/3 Notre Dame 56, #7/6 Duke 54
 Apr. 2, 2013.....N.....#2/2 Notre Dame 87, #5/5 Duke 76
 Feb. 2, 2014.....H.....#2/2Notre Dame 88, #3/3 Duke 67
 Feb. 23, 2014.....A.....#2/2 Notre Dame 81, #7/8 Duke 70
 Mar. 9, 2014.....N.....#2/2 Notre Dame 69, #7/8 Duke 53
 Feb. 16, 2015.....A.....#4/4 Notre Dame 63, #11/11 Duke 50

Mar. 7, 2015.....N.....#2/2 Notre Dame 55, #16/16 Duke 49

OHIO 1-0

Home 1-0 • Away 0-0 • Neutral 0-0
 Dec. 6, 1997.....H.....#15/17 Duke 99, Ohio 59

OHIO STATE 1-0

Home 1-0 • Away 0-0 • Neutral 0-0
 Dec. 3, 2010.....H.....#11/12 Duke 83, #3/3 Ohio State 67

OKLAHOMA 2-1

Home 1-1 • Away 1-0 • Neutral 0-0
 Mar. 29, 2002.....H.....#2/2 Oklahoma 86, #3/3 Duke 71
 Dec. 8, 2013.....A.....#2/2 Duke 94, #17/15 Oklahoma 85
 Dec. 17, 2014.....H.....#13/13 Duke 92, Oklahoma 72

OKLAHOMA STATE 4-0

Home 3-0 • Away 1-0 • Neutral 0-0
 Mar. 16, 1995.....N.....#20/22 Duke 76, Oklahoma State 64
 Nov. 14, 2008.....H.....#8/8 Duke 77, #14/15 Oklahoma State 68
 Dec. 12, 2010.....A.....#5/4 Duke 73, Oklahoma State 45
 Mar. 26, 2013.....H.....#5/5 Duke 68, Oklahoma State 59

OLD DOMINION 9-4

Home 4-1 • Away 3-2 • Neutral 2-1
 Jan. 4, 1987.....H.....Duke 63, Old Dominion 56
 Feb. 10, 1988.....H.....Duke 83, Old Dominion 81
 Jan. 21, 1989.....H.....#-/24 Old Dominion 77, Duke 70
 Dec. 18, 1989.....A.....#23/24 Old Dominion 92, Duke 78
 Jan. 12, 1991.....H.....Duke 70, Old Dominion 62
 Nov. 27, 1994.....A.....Old Dominion 64, Duke 59
 Dec. 7, 1996.....N.....#6/6 Old Dominion 89, #15/16 Duke 77
 Mar. 20, 1999.....N.....#10/11 Duke 76, #5/5 Old Dominion 63
 Nov. 29, 2002.....N.....#1/1 Duke 65, Old Dominion 52
 Nov. 20, 2005.....A.....#1/2 Duke 93, Old Dominion 56
 Nov. 29, 2006.....H.....#5/5 Duke 89, Old Dominion 40
 Jan. 2, 2014.....H.....#3/3 Duke 87, Old Dominion 63
 Nov. 20, 2014.....A.....#7/7 Duke 82, Old Dominion 66

ORAL ROBERTS 1-0

Home 0-0 • Away 0-0 • Neutral 1-0
 Dec. 19, 2000.....N.....#7/5 Duke 62, Oral Roberts 51

PACIFIC 1-0

Home 1-0 • Away 0-0 • Neutral 0-0
 Dec. 4, 2004.....H.....#3/3 Duke 86, Pacific 30

PEACE 2-1

Home 2-0 • Away 0-1 • Neutral 0-0
 Dec. 9, 1975.....A.....Peace 81, Duke 48
 Jan. 26, 1979.....H.....Duke 90, Peace 75
 Jan. 28, 1980.....H.....Duke 83, Peace 60

PENN STATE 5-1

Home 3-0 • Away 2-1 • Neutral 0-0
 Nov. 28, 1999.....H.....#-/25 Duke 63, #8/9 Penn State 49
 Nov. 20, 2000.....A.....#3/4 Duke 88, #9/8 Penn State 87
 Nov. 19, 2004.....H.....#6/6 Duke 66, #23/23 Penn State 58
 Nov. 18, 2005.....A.....#1/2 Duke 93, Penn State 67
 Nov. 21, 2006.....H.....#5/5 Duke 70, Penn State 42
 Dec. 2, 2007.....A.....Penn State 86, #11/10 Duke 84

PENNSYLVANIA 1-0

Home 1-0 • Away 0-0 • Neutral 0-0
 Jan. 14, 1984.....H.....Duke 74, Pennsylvania 47

PEPPERDINE 1-0

Home 0-0 • Away 0-0 • Neutral 1-0
 Nov. 24, 1995.....N.....#22/19 Duke 108, Pepperdine 70

PFEIFFER 1-1 Home 1-1 • Away 0-0 • Neutral 0-0 Dec. 6, 1975H.....Pfeiffer 77, Duke 49 Nov. 3, 2011H.....#8/8 Duke 112, Pfeiffer 27	RIDER 1-0 Home 0-0 • Away 1-0 • Neutral 0-0 Dec. 18, 1985A..... Duke 79, Rider 36	SHAW 0-2 Home 0-1 • Away 0-1 • Neutral 0-0 Feb. 5, 1977.....H..... Shaw 76, Duke 59 Feb. 8, 1977.....A..... Shaw 89, Duke 51
PITTSBURGH 6-0 Home 3-0 • Away 1-0 • Neutral 2-0 Dec. 21, 2006N..... #4/4 Duke 72, #22/22 Pittsburgh 51 Dec. 8, 2007N..... #17/15 Duke 51, Pittsburgh 49 Nov. 24, 2010A..... #6/6 Duke 93, Pittsburgh 55 Dec. 4, 2011H..... #7/6 Duke 92, Pittsburgh 43 Jan. 26, 2014H..... #3/3 Duke 111, Pittsburgh 67 Jan. 29, 2015H..... #17/16 Duke 62, Pittsburgh 45	RUTGERS 3-2 Home 1-0 • Away 1-1 • Neutral 1-1 Mar. 14, 1987A..... #5/6 Rutgers 78, Duke 64 Dec. 28, 1996N..... #13/13 Duke 74, Rutgers 36 Dec. 4, 2006A..... #4/4 Duke 85, #19/17 Rutgers 45 Mar. 24, 2007N..... #15/18 Rutgers 53, #1/1 Duke 52 Dec. 6, 2007H..... #17/15 Duke 49, #4/3 Rutgers 44	SIENA 1-0 Home 0-0 • Away 0-0 • Neutral 1-0 Dec. 20, 2008N..... #8/12 Duke 86, Siena 41
PRESBYTERIAN 1-0 Home 1-0 • Away 0-0 • Neutral 0-0 Nov. 17, 2013H..... #3/3 Duke 84, Presbyterian 45	SACRAMENTO STATE 1-0 Home 0-0 • Away 0-0 • Neutral 1-0 Dec. 20, 1999N..... #18/15 Duke 81, Sacramento State 45	SMU 1-0 Home 0-0 • Away 0-0 • Neutral 1-0 Dec. 20, 2006N..... #4/4 Duke 75, SMU 45
PRINCETON 3-0 Home 2-0 • Away 1-0 • Neutral 0-0 Dec. 22, 1979A..... Duke 66, Princeton 61 Jan. 27, 1986H..... #18/-- Duke 77, Princeton 35 Dec. 18, 1994H..... Duke 67, Princeton 64	SAINT AUGUSTINE 0-1 Home 0-1 • Away 0-0 • Neutral 0-0 Dec. 3, 1975H..... Saint Augustine 65, Duke 45	SOUTH ALABAMA 1-0 Home 0-0 • Away 0-0 • Neutral 1-0 Dec. 21, 1990N..... Duke 76, South Alabama 70
PROVIDENCE 3-1 Home 1-0 • Away 2-0 • Neutral 0-1 Dec. 29, 1983N..... Providence 65, Duke 64 Dec. 6, 1987A..... #18/16 Duke 87, Providence 75 Dec. 31, 2008A..... #6/11 Duke 66, Providence 49 Jan. 3, 2010H..... #8/9 Duke 88, Providence 63	SAINT JOHN'S 5-1 Home 0-0 • Away 2-0 • Neutral 3-1 Dec. 21, 1979N..... St. John's 79, Duke 55 Dec. 29, 1986A..... Duke 80, St. John's 63 Nov. 26, 1989N..... Duke 95, St. John's 63 Dec. 28, 2005N..... #2/2 Duke 105, St. John's 57 Mar. 24, 2012N..... #5/5 Duke 74, #14/14 St. John's 47 Dec. 9, 2012A..... 4/4 Duke 60, #--/25 St. John's 42	SOUTH CAROLINA 1-2 Home 0-2 • Away 0-0 • Neutral 1-0 Nov. 25, 2001H..... South Carolina 87, #9/7 Duke 81 (OT) Mar. 25, 2002N..... #3/3 Duke 77, #13/13 South Carolina 68 Dec. 7, 2014H..... #1/2 South Carolina 51, #8/7 Duke 50
PURDUE 6-3 Home 3-1 • Away 0-1 • Neutral 3-1 Dec. 30, 1987N..... #10/9 Duke 76, Purdue 71 Dec. 2, 1990H..... #9/9 Purdue 69, Duke 58 Dec. 28, 1991A..... #12/11 Purdue 74, Duke 58 Mar. 28, 1999N..... #1/1 Purdue 62, #10/11 Duke 45 Nov. 23, 2003N..... #4/4 Duke 93, #5/6 Purdue 63 Dec. 18, 2004N..... #3/3 Duke 66, #20/18 Purdue 48 Nov. 22, 2007N..... #9/8 Duke 53, #22/20 Purdue 41 Dec. 1, 2011H..... #8/8 Duke 64, #13/16 Purdue 53 Dec. 5, 2013H..... #2/2 Duke 99, #16/22 Purdue 78	SAINT JOSEPH'S 4-1 Home 3-0 • Away 1-1 • Neutral 0-0 Nov. 21, 1980A..... Saint Joseph's 84, Duke 57 Dec. 29, 1994A..... Duke 67, Saint Joseph's 64 Dec. 1, 1996H..... #16/17 Duke 63, Saint Joseph's 46 Mar. 15, 1999H..... #10/11 Duke 66, Saint Joseph's 60 Dec. 8, 2002H..... #1/1 Duke 82, Saint Joseph's 48	SOUTH FLORIDA 3-0 Home 1-0 • Away 1-0 • Neutral 1-0 Dec. 22, 1990A..... Duke 78, South Florida 62 Nov. 14, 2004H..... #6/6 Duke 82, South Florida 50 Nov. 15, 2007N..... #10/9 Duke 89, South Florida 52
QUINNIPIAC 1-0 Home 1-0 • Away 0-0 • Neutral 0-0 Dec. 28, 2008H..... #6/11 Duke 78, Quinnipiac 50	SAMFORD 1-0 Home 0-0 • Away 0-0 • Neutral 1-0 Mar. 18, 2012N..... #5/5 Duke 82, Samford 47	SOUTHERN 2-0 Home 0-0 • Away 0-0 • Neutral 2-0 Mar. 19, 2006N..... #4/4 Duke 96, Southern 27 Nov. 22, 2008N..... #6/5 Duke 93, Southern 52
RADFORD 4-0 Home 2-0 • Away 2-0 • Neutral 0-0 Dec. 1, 1984A..... Duke 83, Radford 64 Jan. 4, 1986H..... Duke 86, Radford 72 Jan. 3, 1990H..... Duke 62, Radford 58 Jan. 23, 1993A..... Duke 59, Radford 58	SAN DIEGO 2-0 Home 0-0 • Away 1-0 • Neutral 1-0 Nov. 26, 1988N..... Duke 64, San Diego 56 Dec. 30, 2005A..... #2/2 Duke 119, San Diego 52	SOUTHERN CALIFORNIA 6-0 Home 2-0 • Away 2-0 • Neutral 2-0 Dec. 5, 1987N..... #18/16 Duke 78, Southern California 75 Mar. 21, 2006N..... #4/4 Duke 85, Southern California 51 Dec. 19, 2008A..... #8/12 Duke 97, Southern California 89 (OT) Dec. 6, 2009H..... #11/12 Duke 78, Southern California 72 Nov. 15, 2010H..... #6/6 Duke 75, Southern California 50 Dec. 22, 2012A..... #4/4 Duke 75, Southern California 60
RHODE ISLAND 1-0 Home 0-0 • Away 0-0 • Neutral 1-0 Dec. 29, 2004N..... #2/2 Duke 89, Rhode Island 63	SAN DIEGO STATE 2-0 Home 1-0 • Away 0-0 • Neutral 1-0 Jan. 14, 1983H..... Duke 82, San Diego State 68 Mar. 27, 2010N..... #6/6 Duke 66, San Diego State 58	SOUTHERN ILLINOIS 1-0 Home 0-0 • Away 0-0 • Neutral 1-0 Nov. 29, 1997N..... Duke 76, Southern Illinois 54
RICHMOND 6-1 Home 3-0 • Away 3-1 • Neutral 0-0 Jan. 22, 1983H..... Duke 77, Richmond 65 Jan. 28, 1984A..... Duke 81, Richmond 71 Jan. 29, 1985H..... Duke 73, Richmond 46 Dec. 1, 1985A..... Duke 99, Richmond 65 Feb. 12, 1987H..... Duke 68, Richmond 52 Jan. 31, 1989A..... Richmond 87, Duke 70 Dec. 8, 1996A..... #15/16 Duke 89, Richmond 60	SAN FRANCISCO 0-1 Home 1-0 • Away 0-0 • Neutral 0-0 Mar. 18, 1996H..... #13/13 San Francisco 64, Duke 60	SE LOUISIANA 1-0 Home 0-0 • Away 1-0 • Neutral 0-0 Dec. 30, 1988A..... #--/23 Duke 82, Southeastern Louisiana 71
	SAN JOSE STATE 1-0 Home 0-0 • Away 1-0 • Neutral 0-0 Dec. 29, 1987A..... #10/9 Duke 86, San Jose State 47	SOUTHWEST TEXAS STATE 1-0 Home 0-0 • Away 1-0 • Neutral 0-0 Dec. 8, 1990A..... Duke 68, Southwest Texas State 57
	SETON HALL 4-2 Home 1-1 • Away 3-0 • Neutral 0-1 Dec. 30, 1983N..... Seton Hall 74, Duke 67 Dec. 19, 1985A..... Duke 88, Seton Hall 66 Dec. 31, 1989A..... Duke 72, Seton Hall 65 Dec. 7, 1991H..... Seton Hall 67, Duke 60 Dec. 10, 1995H..... #17/17 Duke 76, Seton Hall 66 Dec. 11, 1999A..... #20/18 Duke 66, Seton Hall 52	SW MISSOURI STATE 0-1 Home 0-0 • Away 0-0 • Neutral 0-1 Mar. 24, 2001N..... #15/15 SW Missouri State 81, #5/5 Duke 71
		STANFORD 2-3 Home 1-1 • Away 0-1 • Neutral 1-1 Dec. 20, 1988H..... #6/7 Stanford 91, #19/20 Duke 76 Nov. 14, 1998N..... #4/4 Duke 77, #19/17 Stanford 57 Dec. 16, 2008H..... #8/12 Duke 56, #3/4 Stanford 52 Dec. 15, 2009A..... #2/2 Stanford 71, #7/8 Duke 55 Mar. 26, 2012N..... #2/2 Stanford 81, #5/5 Duke 69

STEPHEN F. AUSTIN..... 2-0
Home 1-0 • Away 0-0 • Neutral 1-0
 Nov. 29, 2003H..... #4/4 Duke 119, Stephen F. Austin 53
 Nov. 26, 2004N..... #3/3 Duke 84, Stephen F. Austin 29

STETSON 3-0
Home 1-0 • Away 2-0 • Neutral 0-0
 Jan. 8, 1982A..... Duke 79, Stetson 59
 Jan. 25, 1982H..... Duke 70, Stetson 44
 Dec. 20, 1984A..... Duke 67, Stetson 56

STONY BROOK 1-0
Home 1-0 • Away 0-0 • Neutral 0-0
 Nov. 28, 2014H..... #8/7 Duke 72, Stony Brook 42

SYRACUSE 3-0
Home 1-0 • Away 1-0 • Neutral 1-0
 Dec. 30, 1995N..... #16/16 Duke 84, Syracuse 40
 Jan. 9, 2014A..... #3/3 Duke 86, Syracuse 53
 Jan. 8, 2015H..... #13/12 Duke 74, #21/21 Syracuse 72

TCU 2-0
Home 0-0 • Away 1-0 • Neutral 1-0
 Mar. 17, 2002N..... #3/3 Duke 76, #-/25 TCU 66
 Dec. 6, 2005A..... #2/2 Duke 92, TCU 52

TEMPLE 7-0
Home 3-0 • Away 1-1 • Neutral 2-0
 Dec. 12, 1998H..... #16/15 Duke 112, Temple 34
 Mar. 20, 2007N..... #1/1 Duke 62, Temple 52
 Nov. 23, 2007N..... #9/8 Duke 64, Temple 53
 Jan. 5, 2009H..... #5/11 Duke 87, Temple 52
 Dec. 31, 2009A..... #8/9 Duke 70, Temple 62
 Dec. 30, 2010H..... #3/3 Duke 71, Temple 64
 Dec. 30, 2011A..... #8/7 Duke 65, Temple 54

TENNESSEE 6-5
Home 1-2 • Away 3-0 • Neutral 2-3
 Dec. 6, 1998N..... #3/3 Tennessee 74, #16/16 Duke 60
 Mar. 22, 1999N..... #10/11 Duke 69, #2/2 Tennessee 63
 Dec. 27, 2001N..... #2/2 Tennessee 89, #9/9 Duke 68
 Nov. 24, 2002N..... #1/1 Duke 76, #2/2 Tennessee 55
 Apr. 6, 2003N..... #4/4 Tennessee 66, #2/1 Duke 56
 Jan. 24, 2004H..... #2/2 Tennessee 72, #1/1 Duke 69
 Dec. 2, 2004A..... #10/9 Duke 59, #4/5 Tennessee 57
 Jan. 23, 2006H..... #2/2 Duke 75, #1/1 Tennessee 53
 Jan. 22, 2007A..... #1/1 Duke 74, #4/4 Tennessee 70
 Jan. 28, 2008H..... #2/2 Tennessee 67, #9/10 Duke 64
 Feb. 16, 2009A..... #7/10 Duke 62, #13/18 Tennessee 54

USC UPSTATE 2-0
Home 2-0 • Away 0-0 • Neutral 0-0
 Dec. 11, 2011H..... #6/5 Duke 93, USC Upstate 35
 Nov. 14, 2013H..... #2/2 Duke 123, USC Upstate 40

UT MARTIN 1-0
Home 0-0 • Away 0-0 • Neutral 1-0
 Mar. 19, 2011N..... #6/6 Duke 90, UT Martin 45

TEXAS 3-1
Home 1-0 • Away 1-0 • Neutral 1-1
 Mar. 23, 2002N..... #3/3 Duke 62, #14/14 Texas 46
 Nov. 16, 2003N..... #3/3 Texas 85, #4/4 Duke 77
 Dec. 4, 2005A..... #1/2 Duke 84, #18/16 Texas 70
 Dec. 10, 2006H..... #4/4 Duke 80, #22/22 Texas 52

TEXAS A&M 1-4
Home 1-0 • Away 0-3 • Neutral 0-1
 Nov. 17, 1995A..... Texas A&M 83, #17/16 Duke 73

Mar. 30, 2008N..... #8/9 Texas A&M 77, #9/10 Duke 63
 Nov. 15, 2009A..... #-/16 Texas A&M 95, #6/6 Duke 77
 Dec. 6, 2010H..... #5/5 Duke 61, #7/7 Texas A&M 58
 Nov. 30, 2014A..... #7/6 Texas A&M 63, #8/7 Duke 59

TEXAS-SAN ANTONIO 1-0
Home 0-0 • Away 0-0 • Neutral 1-0
 Dec. 7, 1990N..... Duke 71, San Antonio 68

TEXAS TECH 2-0
Home 1-0 • Away 0-0 • Neutral 1-0
 Nov. 11, 2001H..... #5/4 Duke 85, #7/7 Texas Tech 69
 Mar. 31, 2003N..... #2/1 Duke 57, #7/8 Texas Tech 51

TOLEDO 2-1
Home 1-0 • Away 0-1 • Neutral 1-0
 Dec. 2, 1983N..... Duke 66, Toledo 59
 Nov. 26, 2000H..... #3/3 Duke 71, Toledo 41
 Nov. 18, 2001A..... Toledo 71, Duke 65

TULANE 1-0
Home 0-0 • Away 1-0 • Neutral 0-0
 Dec. 29, 1988A..... #-/23 Duke 80, Tulane 72

TULSA 2-0
Home 1-0 • Away 1-0 • Neutral 0-0
 Dec. 21, 2002A..... #1/1 Duke 90, Tulsa 36
 Dec. 14, 2003H..... #3/4 Duke 90, Tulsa 36

UCLA 2-1
Home 0-1 • Away 1-0 • Neutral 1-0
 Dec. 20, 1997H..... UCLA 93, #17/18 Duke 83
 Dec. 28, 1998A..... #17/19 Duke 85, #9/11 UCLA 80
 Nov. 10, 2000N..... #5/5 Duke 80, UCLA 52

UTAH 1-0
Home 0-0 • Away 0-0 • Neutral 1-0
 Mar. 25, 2003N..... #2/1 Duke 65, Utah 54

UTAH VALLEY 1-0
Home 1-0 • Away 0-0 • Neutral 0-0
 Dec. 18, 2007H..... #14/15 Duke 95, Utah Valley 61

VALPARAISO 1-0
Home 1-0 • Away 0-0 • Neutral 0-0
 Nov. 23, 2013H..... #4/4 Duke 90, Valparaiso 45

VANDERBILT 5-2
Home 3-0 • Away 1-1 • Neutral 1-1
 Mar. 13, 1982N..... Vanderbilt 75, Duke 57
 Nov. 23, 1998A..... #20/15 Duke 79, #18/22 Vanderbilt 71
 Nov. 24, 1999H..... #-/25 Duke 68, Vanderbilt 59
 Dec. 7, 2006H..... #4/4 Duke 69, #11/11 Vanderbilt 48
 Nov. 28, 2007A..... #23/18 Vanderbilt 68, #9/10 Duke 55
 Mar. 20, 2012N..... #5/5 Duke 96, Vanderbilt 80
 Nov. 21, 2013H..... #2/2 Duke 88, Vanderbilt 69

VILLANOVA 1-0
Home 1-0 • Away 0-0 • Neutral 0-0
 Nov. 28, 1998H..... #20/15 Duke 75, Villanova 47

VIRGINIA 34-32
Home 16-14 • Away 14-17 • Neutral 4-1
 Dec. 5, 1977H..... Virginia 74, Duke 57
 Jan. 24, 1979A..... Virginia 68, Duke 61
 Nov. 25, 1979A..... Virginia 74, Duke 58
 Jan. 23, 1980H..... Duke 65, Virginia 63
 Dec. 10, 1980A..... Virginia 73, Duke 57
 Jan. 27, 1982H..... Duke 80, Virginia 63

Dec. 30, 1982H..... Duke 73, Virginia 63
 Feb. 5, 1983A..... Virginia 66, Duke 63
 Nov. 29, 1983H..... Virginia 72, Duke 58
 Feb. 4, 1984A..... #17 Virginia 82, Duke 55
 Jan. 5, 1985H..... #11/- Virginia 75, Duke 58
 Feb. 2, 1985A..... #15/17 Virginia 74, Duke 66
 Jan. 18, 1986A..... #4/4 Virginia 90, #20/- Duke 76
 Feb. 1, 1986H..... #3/3 Virginia 81, #18/23 Duke 67
 Jan. 24, 1987A..... #6/6 Virginia 71, Duke 43
 Feb. 21, 1987H..... Duke 77, #7/9 Virginia 76
 Jan. 23, 1988H..... #9/10 Virginia 72, #13/9 Duke 49
 Feb. 27, 1988A..... #9/10 Virginia 79, Duke 67
 Jan. 7, 1989A..... #13/13 Virginia 78, #20/23 Duke 66
 Feb. 11, 1989H..... #14/14 Virginia 99, Duke 81
 Jan. 16, 1990H..... Duke 84, #9/12 Virginia 74
 Feb. 10, 1990A..... #12/12 Virginia 86, Duke 62
 Jan. 5, 1991H..... #1/1 Virginia 92, Duke 56
 Feb. 9, 1991A..... #1/1 Virginia 86, Duke 61
 Feb. 1, 1992H..... #2/2 Virginia 81, Duke 54
 Feb. 15, 1992A..... #2/2 Virginia 93, Duke 48
 Mar. 7, 1992N..... #1/1 Virginia 81, Duke 56
 Jan. 9, 1993A..... #9/9 Virginia 76, Duke 55
 Feb. 13, 1993H..... #14/14 Virginia 97, Duke 61
 Jan. 25, 1994H..... #12/12 Virginia 87, Duke 66
 Feb. 12, 1994A..... #9/9 Virginia 73, Duke 60
 Jan. 10, 1995A..... #9/11 Virginia 78, Duke 62
 Feb. 12, 1995H..... #8/9 Virginia 67, #21/25 Duke 61
 Mar. 4, 1995N..... #22/25 Duke 83, #6 Virginia 82 (OT)
 Jan. 8, 1996H..... #8/5 Virginia 61, #16/14 Duke 60
 Feb. 10, 1996A..... #14/13 Duke 72, #9/8 Virginia 69
 Jan. 6, 1997A..... #13/13 Virginia 62, #14/14 Duke 55
 Feb. 19, 1997H..... #11/9 Virginia 86, #22/19 Duke 56
 Jan. 23, 1998H..... #24/23 Duke 93, #11/10 Virginia 66
 Feb. 22, 1998A..... #11/13 Duke 85, #15/14 Virginia 78 (OT)
 Jan. 4, 1999H..... #13/17 Duke 84, #22/22 Virginia 68
 Feb. 4, 1999A..... #9/11 Duke 66, #16/16 Virginia 56
 Dec. 5, 1999H..... #22/19 Duke 83, Virginia 62
 Jan. 30, 2000A..... #24/25 Virginia 61, #9/9 Duke 49
 Jan. 22, 2001A..... #4/4 Duke 71, #-/24 Virginia 68
 Feb. 22, 2001H..... #7/6 Duke 76, Virginia 53
 Dec. 6, 2001A..... #11/9 Duke 107, Virginia 73
 Jan. 20, 2002H..... #6/6 Duke 86, Virginia 69
 Mar. 3, 2002N..... #3/3 Duke 71, Virginia 67
 Jan. 9, 2003A..... #1/1 Duke 60, Virginia 59
 Feb. 10, 2003H..... #2/2 Duke 75, Virginia 48
 Jan. 18, 2004A..... #1/2 Duke 63, Virginia 52
 Feb. 19, 2004H..... #4/4 Duke 87, Virginia 54
 Jan. 14, 2005A..... #1/1 Duke 87, Virginia 65
 Feb. 10, 2006H..... #2/2 Duke 88, Virginia 65
 Feb. 2, 2007A..... #1/1 Duke 76, Virginia 61
 Mar. 2, 2007N..... #1/1 Duke 79, Virginia 58
 Feb. 24, 2008H..... #12/11 Duke 78, Virginia 70
 Feb. 5, 2009A..... #4/8 Duke 81, #17/15 Virginia 67
 Mar. 6, 2009N..... #8/10 Duke 76, #24/20 Virginia 53
 Feb. 26, 2010H..... #6/6 Duke 83, #21/18 Virginia 65
 Feb. 24, 2011A..... #9/9 Duke 71, Virginia 48
 Jan. 2, 2012H..... #7/7 Duke 77, Virginia 66
 Feb. 8, 2013A..... #5/4 Duke 62, Virginia 41
 Jan. 16, 2014H..... #3/3 Duke 90, Virginia 55
 Feb. 12, 2015A..... #11/11 Duke 71, Virginia 45

VCU 6-1
Home 3-1 • Away 3-0 • Neutral 0-0
 Jan. 28, 1977H..... VCU 49, Duke 48
 Jan. 20, 1978A..... Duke 65, VCU 59
 Dec. 12, 1978A..... Duke 70, VCU 57
 Jan. 19, 1980H..... Duke 64, VCU 58
 Feb. 15, 1985H..... Duke 86, VCU 62
 Dec. 10, 1988A..... Duke 83, VCU 76

Nov. 15, 1995 H..... #17/16 Duke 93, VCU 51

VIRGINIA TECH23-2
Home 12-1 • Away 10-1 • Neutral 1-0
 Jan. 24, 1981 A..... Virginia Tech 66, Duke 55
 Dec. 11, 1981 H..... Duke 71, Virginia Tech 58
 Dec. 5, 1992 H..... Duke 85, Virginia Tech 63
 Nov. 17, 1998 H..... Virginia Tech 72, #6/4 Duke 70
 Dec. 8, 1999 A..... #20/18 Duke 70, #24/24 Virginia Tech 61
 Jan. 9, 2005 H..... #2/2 Duke 88, #25/25 Virginia Tech 67
 Feb. 6, 2006 A..... #2/2 Duke 73, Virginia Tech 62
 Feb. 22, 2006 H..... #1/1 Duke 93, Virginia Tech 51
 Mar. 3, 2006 N..... #2/2 Duke 69, Virginia Tech 56
 Jan. 7, 2007 A..... #3/3 Duke 86, Virginia Tech 54
 Jan. 29, 2007 H..... #1/1 Duke 75, Virginia Tech 65
 Feb. 1, 2008 H..... #9/11 Duke 85, Virginia Tech 50
 Feb. 22, 2008 A..... #11/11 Duke 72, Virginia Tech 60
 Jan. 16, 2009 A..... #4/10 Duke 57, Virginia Tech 52
 Feb. 19, 2009 H..... #7/8 Duke 62, Virginia Tech 46
 Jan. 21, 2010 H..... #6/7 Duke 69, Virginia Tech 38
 Feb. 14, 2010 A..... #8/7 Duke 65, Virginia Tech 53
 Jan. 16, 2011 A..... #3/3 Duke 57, Virginia Tech 43
 Feb. 20, 2011 H..... #7/7 Duke 90, Virginia Tech 40
 Jan. 15, 2012 A..... #7/6 Duke 61, Virginia Tech 34
 Feb. 15, 2012 H..... #5/5 Duke 67, Virginia Tech 45
 Jan. 16, 2013 H..... #4/4 Duke 58, Virginia Tech 26
 Feb. 14, 2013 A..... #5/4 Duke 77, Virginia Tech 33
 Jan. 19, 2014 A..... #3/3 Duke 74, Virginia Tech 70
 Jan. 15, 2015 H..... #16/14 Duke 75, Virginia Tech 40

WAGNER.....2-0
Home 0-0 • Away 2-0 • Neutral 0-0
 Jan. 7, 1983 A..... Duke 87, Wagner 56
 Dec. 25, 1989 A..... Duke 66, Wagner 56

WAKE FOREST.....61-16
Home 27-6 • Away 25-8 • Neutral 9-2
 Jan. 19, 1977 A..... Wake Forest 57, Duke 52
 Dec. 8, 1977 H..... Wake Forest 55, Duke 54
 Nov. 30, 1978 A..... Duke 65, Wake Forest 52
 Jan. 29, 1979 H..... Duke 77, Wake Forest 66
 Nov. 24, 1979 N..... Duke 80, Wake Forest 70
 Jan. 16, 1980 H..... Duke 71, Wake Forest 68
 Dec. 8, 1980 H..... Duke 98, Wake Forest 75
 Jan. 14, 1981 A..... Duke 76, Wake Forest 61
 Dec. 1, 1981 A..... Wake Forest 67, Duke 60
 Jan. 12, 1982 H..... Duke 75, Wake Forest 52
 Feb. 2, 1983 A..... Duke 76, Wake Forest 58
 Jan. 20, 1984 H..... Duke 66, Wake Forest 57
 Feb. 1, 1984 A..... Wake Forest 73, Duke 58
 Dec. 5, 1984 A..... Wake Forest 64, Duke 53
 Jan. 19, 1985 H..... Wake Forest 59, Duke 55
 Dec. 4, 1985 H..... Duke 77, Wake Forest 67
 Feb. 15, 1986 A..... #20/-Duke 76, Wake Forest 59
 Mar. 1, 1986 N..... Wake Forest 72, #-/25 Duke 71
 Jan. 14, 1987 H..... Wake Forest 73, Duke 72
 Jan. 31, 1987 A..... Duke 84, Wake Forest 63
 Jan. 12, 1988 A..... Wake Forest 58, #11/11 Duke 57
 Feb. 16, 1988 H..... Wake Forest 62, Duke 59
 Jan. 24, 1989 H..... Wake Forest 72, Duke 69
 Feb. 27, 1989 A..... Wake Forest 79, Duke 74
 Jan. 24, 1990 A..... Wake Forest 72, Duke 63
 Feb. 3, 1990 H..... Duke 66, Wake Forest 61
 Jan. 18, 1991 H..... Duke 65, Wake Forest 52
 Feb. 16, 1991 A..... Wake Forest 68, Duke 51
 Jan. 18, 1992 A..... Duke 73, Wake Forest 59
 Feb. 26, 1992 H..... Duke 69, Wake Forest 61
 Mar. 6, 1992 N..... Duke 61, Wake Forest 52
 Jan. 25, 1993 H..... Wake Forest 64, Duke 60

Feb. 19, 1993 A..... Duke 71, Wake Forest 59
 Mar. 5, 1993 N..... Wake Forest 70, Duke 69
 Jan. 2, 1994 A..... Duke 56, Wake Forest 50
 Feb. 1, 1994 H..... Duke 60, Wake Forest 51
 Jan. 16, 1995 H..... Duke 76, Wake Forest 58
 Feb. 16, 1995 A..... #22/25 Duke 78, Wake Forest 66
 Jan. 14, 1996 A..... #16/16 Duke 74, Wake Forest 64
 Feb. 8, 1996 H..... #14/13 Duke 85, Wake Forest 66
 Mar. 1, 1996 N..... #12/12 Duke 67, Wake Forest 61
 Jan. 9, 1997 H..... #14/14 Duke 82, Wake Forest 70
 Feb. 6, 1997 A..... #20/20 Duke 81, Wake Forest 58
 Jan. 2, 1998 A..... #23/22 Duke 73, Wake Forest 60
 Feb. 2, 1998 H..... #14/16 Duke 79, Wake Forest 55
 Jan. 11, 1999 A..... #12/16 Duke 74, Wake Forest 59
 Feb. 11, 1999 H..... #7/7 Duke 86, Wake Forest 48
 Jan. 13, 2000 H..... #8/11 Duke 82, Wake Forest 48
 Feb. 14, 2000 A..... #14/12 Duke 69, Wake Forest 38
 Jan. 2, 2001 H..... #5/5 Duke 81, Wake Forest 56
 Feb. 1, 2001 A..... #4/4 Duke 66, Wake Forest 58
 Mar. 2, 2001 N..... #4/4 Duke 75, Wake Forest 68 (OT)
 Jan. 6, 2002 H..... #11/10 Duke 91, Wake Forest 46
 Feb. 7, 2002 A..... #5/5 Duke 83, Wake Forest 60
 Jan. 16, 2003 H..... #1/1 Duke 71, Wake Forest 61
 Feb. 17, 2003 A..... #2/2 Duke 83, Wake Forest 41
 Mar. 7, 2003 N..... #2/2 Duke 64, Wake Forest 59
 Dec. 5, 2003 A..... #4/4 Duke 88, Wake Forest 55
 Feb. 12, 2004 H..... #4/4 Duke 80, Wake Forest 55
 Mar. 6, 2004 N..... #1/1 Duke 77, Wake Forest 59
 Jan. 19, 2005 A..... #1/1 Duke 99, Wake Forest 86
 Mar. 5, 2005 N..... #6/6 Duke 107, Wake Forest 50
 Jan. 2, 2006 H..... #2/2 Duke 100, Wake Forest 54
 Feb. 11, 2007 A..... #1/1 Duke 77, Wake Forest 45
 Feb. 10, 2008 H..... #11/12 Duke 71, Wake Forest 36
 Feb. 25, 2009 A..... #10/11 Duke 83, Wake Forest 50
 Jan. 10, 2010 H..... #9/9 Duke 65, Wake Forest 51
 Feb. 11, 2011 A..... #5/7 Duke 82, Wake Forest 39
 Mar. 4, 2011 N..... #8/7 Duke 79, Wake Forest 50
 Jan. 6, 2012 A..... #7/6 Duke 76, Wake Forest 58
 Feb. 2, 2012 H..... #5/5 Duke 75, Wake Forest 43
 Jan. 13, 2013 A..... #4/5 Duke 73, Wake Forest 44
 Feb. 17, 2013 H..... #5/4 Duke 81, Wake Forest 70
 Feb. 27, 2014 H..... #7/7 Duke 71, Wake Forest 56
 Jan. 4, 2015 H..... #10/12 Duke 70, Wake Forest 63
 Feb. 5, 2015 A..... #15/15 Duke 70, Wake Forest 53
 Mar. 6, 2015 N..... #16/16 Duke 77, Wake Forest 68

WASHINGTON0-2
Home 0-0 • Away 0-1 • Neutral 0-1
 Dec. 27, 1985 N..... Washington 83, Duke 71
 Dec. 28, 1992 A..... Washington 72, Duke 48

WESTERN CAROLINA3-3
Home 3-1 • Away 0-2 • Neutral 0-0
 Feb. 11, 1977 A..... Western Carolina 77, Duke 45
 Feb. 18, 1978 H..... Western Carolina 93, Duke 56
 Feb. 17, 1979 A..... Western Carolina 89, Duke 78
 Feb. 28, 1983 H..... Duke 77, Western Carolina 67
 Dec. 6, 1989 H..... Duke 77, Western Carolina 64
 Feb. 9, 1994 H..... Duke 117, Western Carolina 44

WESTERN KENTUCKY5-0
Home 2-0 • Away 2-0 • Neutral 1-0
 Mar. 20, 2000 H..... #7/10 Duke 90, Western Kentucky 70
 Nov. 28, 2008 A..... #12/13 Duke 59, Western Kentucky 56
 Nov. 26, 2009 N..... #10/12 Duke 70, Western Kentucky 47
 Nov. 21, 2010 H..... #6/6 Duke 82, Western Kentucky 55
 Nov. 20, 2011 A..... #8/8 Duke 80, Western Kentucky 54

WEST TEXAS STATE.....1-0
Home 0-0 • Away 1-0 • Neutral 0-0
 Mar. 20, 1986 A..... Duke 68, West Texas State 67

WEST VIRGINIA.....2-0
Home 1-0 • Away 1-0 • Neutral 0-0
 Dec. 18, 1995 A..... #16/18 Duke 84, West Virginia 64
 Nov. 27, 1996 H..... #16/17 Duke 84, West Virginia 70

WILLIAM & MARY.....4-0
Home 2-0 • Away 1-0 • Neutral 1-0
 Nov. 24, 1984 N..... Duke 86, William & Mary 48
 Dec. 5, 1988 H..... Duke 65, William & Mary 47
 Dec. 9, 1989 A..... Duke 65, William & Mary 62
 Nov. 18, 2000 H..... #3/3 Duke 81, William & Mary 46

WINTHROP.....2-0
Home 2-0 • Away 0-0 • Neutral 0-0
 Dec. 9, 1986 H..... Duke 80, Winthrop 45
 Mar. 22, 2014 H..... #7/8 Duke 87, Winthrop 45

WISCONSIN2-0
Home 1-0 • Away 1-0 • Neutral 0-0
 Nov. 27, 1987 H..... #19/18 Duke 86, Wisconsin 66
 Dec. 2, 2010 A..... #5/5 Duke 59, Wisconsin 51

WISCONSIN-GREEN BAY1-0
Home 1-0 • Away 1-0 • Neutral 0-0
 Jan. 2, 1991 H..... Duke 70, Wisconsin-Green Bay 59

WISCONSIN-MILWAUKEE2-0
Home 1-0 • Away 0-0 • Neutral 1-0
 Dec. 3, 1994 H..... Duke 104, Wisconsin-Milwaukee 34
 Mar. 17, 2001 N..... #5/5 Duke 96, Wisconsin-Milwaukee 63

XAVIER.....4-1
Home 1-1 • Away 2-0 • Neutral 1-0
 Jan. 5, 1981 A..... Duke 74, Xavier 46
 Dec. 28, 1990 H..... Xavier 78, Duke 73
 Dec. 21, 2010 H..... #3/3 Duke 46, #4/4 Xavier 45
 Nov. 25, 2012 A..... #4/4 Duke 82, Xavier 59
 Nov. 28, 2013 N..... #2/2 Duke 81, Xavier 54

YALE1-0
Home 1-0 • Away 0-0 • Neutral 0-0
 Dec. 6, 1991 H..... Duke 60, Yale 55

School	Record	Last	School	Record	Last	School	Record	Last
Alabama	2-1	2014	Hampton	5-0	2013	Ohio	1-0	1998
Albany	3-0	2014	Hartford	0-1	2008	Ohio State	1-0	2009
American	1-0	1993	Harvard	3-0	1990	Oklahoma	2-1	2014
Appalachian State	10-4	1994	Hofstra	2-0	1989	Oklahoma State	4-0	2013
Arizona State	1-0	2008	Holy Cross	4-0	2007	Old Dominion	9-4	2014
Arkansas	2-1	2002	Houston	2-0	2007	Oral Roberts	1-0	2000
Arkansas State	2-0	2005	Houston Baptist	1-0	2009	Pacific	1-0	2004
Auburn	5-0	2011	Howard	2-0	2002	Peace	2-1	1980
Austin Peay	1-0	2009	Illinois	0-3	1998	Penn State	5-1	2007
Ball State	2-0	2005	Illinois State	1-0	1997	Pennsylvania	1-0	1984
Baptist	1-0	1982	Iona	1-0	2012	Pepperdine	1-0	1996
Baylor	0-1	2010	Iowa	1-0	2008	Pfeiffer	0-1	1975
Boston College	13-2	2015	Iowa State	2-0	2002	Pittsburgh	6-0	2015
Boston University	2-0	2006	Indiana State	2-0	1994	Presbyterian	1-0	2012
Bowling Green	1-0	2006	Jacksonville State	1-0	2004	Princeton	3-0	1994
Brigham Young	3-0	2011	James Madison	6-1	2010	Providence	3-1	2010
Bucknell	1-0	2007	Kansas	1-0	2013	Purdue	6-3	2013
Buffalo	1-0	2015	Kansas State	1-0	2004	Quinnipiac	1-0	2008
California	3-1	2013	Kent	2-0	1997	Radford	3-0	1993
CSU-Bakersfield	1-0	2012	Kentucky	5-1	2014	Rhode Island	1-0	2004
Campbell	3-5	2000	LaSalle	0-1	1980	Richmond	6-1	1997
Canisius	1-0	2005	Liberty	3-0	2004	Rider	1-0	1985
Catawba	1-0	1979	Louisiana State	3-2	2010	Rutgers	3-2	2007
Central Michigan	1-0	2013	Louisiana Tech	2-0	2004	Sacramento State	1-0	1999
Charleston Southern	2-0	2002	Louisville	2-1	2015	Saint Joseph's	4-1	2002
Charlotte	7-3	2010	Loyola (Maryland)	2-0	1994	Samford	1-0	2012
Cheyney State	2-0	1985	Loyola Marymount	1-0	2003	San Diego	2-0	2005
Cincinnati	0-1	1980	Maine	2-0	2009	San Diego State	2-0	2010
Clemson	38-32	2015	Manhattan	5-1	1997	San Francisco	0-1	1996
Cleveland State	1-0	1988	Marist	2-0	2011	San Jose State	1-0	1987
College of Charleston	1-0	1990	Marquette	2-0	2004	Seton Hall	4-2	1999
Colorado	0-1	1980	Marshall	0-1	1981	Shaw	0-2	1977
Colorado State	1-0	2005	Mars Hill	2-0	1984	Siena	1-0	2008
Connecticut	3-11	2014	Marquette	3-0	2014	SMU	1-0	2006
Dartmouth	1-0	2006	Maryland	41-40	2015	South Alabama	1-0	1990
Dayton	0-1	1980	UMass Lowell	1-0	2014	South Carolina	1-2	2014
Davidson	3-1	2004	McNeese State	1-0	1993	South Florida	3-0	2007
Delaware	1-0	1996	Md.-Eastern Shore	1-2	1985	Southern	2-0	2008
Denver	1-0	2007	Miami (Fla.)	12-1	2015	Southern California	6-0	2012
DePaul	2-2	2014	Miami (Ohio)	1-0	1993	Southern Illinois	1-0	1998
Detroit	3-0	2002	Michigan	4-0	2012	SE Louisiana	1-0	1988
Drake	1-0	1992	Michigan State	2-1	2009	Southwest Texas State	1-0	1990
Duquesne	1-0	2000	Middle Tennessee St.	1-0	1998	SW Missouri State	0-1	2001
East Carolina	6-9	2002	Minnesota	0-1	2004	St. John's	3-0	2013
East Tennessee State	5-0	1992	Mississippi State	2-0	2015	Stanford	2-3	2012
Eastern Kentucky	1-1	1983	Monmouth	1-0	2012	Stephen F. Austin	2-0	2004
Eastern Washington	1-0	1988	Montana	1-0	1994	Stetson	3-0	1984
Elon College	3-4	2003	Morgan State	1-0	1993	Stony Brook	1-0	2014
Fairfield	2-0	2005	Murray State	1-0	2008	Syracuse	3-0	2015
Florida	2-1	1998	Nebraska	1-1	2014	TCU	2-0	2005
Florida A&M	1-0	1999	New Hampshire	1-0	1989	Temple	7-0	2011
Florida International	1-1	2002	Norfolk State	1-0	2002	Tennessee	6-5	2009
Florida State	36-9	2015	Northeastern	2-0	2006	Tennessee-Martin	1-0	2011
Furman	4-0	1984	Northwestern State	2-1	2004	Texas	3-1	2006
Gardner-Webb	1-0	2011	North Carolina	41-49	2015	Texas A&M	1-4	2014
George Mason	3-0	2000	N.C. A&T	2-0	2015	Texas-San Antonio	1-0	1990
George Washington	1-1	1997	N.C. Central	5-3	2009	Texas Tech	2-0	2003
Georgetown	4-0	2001	N.C. State	35-41	2015	Toledo	2-1	2001
Georgia	3-0	2005	UNC Asheville	9-0	1999	Tulane	1-0	1988
Georgia Southern	2-1	2009	UNC Greensboro	10-2	2007	Tulsa	2-0	2003
Georgia State	1-1	2003	UNC Wilmington	8-2	2011	UCLA	2-1	2000
Georgia Tech	59-8	2015	North Georgia	1-0	1982	USC Upstate	2-0	2013
Guilford	2-0	1980	Northern Illinois	1-0	1987	Utah	1-0	2003
			Notre Dame	1-11	2015	Utah Valley	1-0	2007
						Valparaiso	1-0	2012
						Vanderbilt	5-2	2013
						Villanova	1-0	1999
						Virginia	34-32	2015
						VCU	6-1	1996
						Virginia Tech	23-2	2015
						Wagner	2-0	1989
						Wake Forest	61-16	2015
						Washington	0-2	1993
						Western Carolina	3-3	1994
						Western Kentucky	5-0	2011
						West Texas State	1-0	1986
						West Virginia	2-0	1997
						William & Mary	4-0	2000
						Winthrop	2-0	2014
						Wisconsin	2-0	2010
						Wisconsin-Green Bay	1-0	1991
						Wisconsin-Milwaukee	2-0	2001
						Xavier	4-1	2013
						Yale	1-0	1991

Bold denotes ACC School

GAMES BY DATE

2015-16 WOMEN'S BASKETBALL MEDIA GUIDE

YEAR	OPPONENT	LOCATION	SCORE	RESULT	YEAR	OPPONENT	LOCATION	SCORE	RESULT
					2003	Elon	Durham, N.C.	108-26	W
					2006	Penn State	Durham, N.C.	70-42	W
					2008	Hartford	Chicago, Ill.	51-53	L
NOVEMBER 10 (2-0)									
2000	UCLA	Albuquerque, N.M.	80-52	W	2010	Western Kentucky	Durham, N.C.	82-55	W
2013	California	Berkeley, Calif.	70-58	W	2013	Vanderbilt	Durham, N.C.	88-69	W
NOVEMBER 11 (5-0)					NOVEMBER 22 (6-1)				
2000	LSU	Albuquerque, N.M.	56-45	W	1980	LaSalle	Philadelphia, Pa.	57-84	L
2001	Texas Tech	Durham, N.C.	85-69	W	1997	Notre Dame	Durham, N.C.	80-62	W
2006	Northeastern	Durham, N.C.	102-49	W	2000	Boston College	Boston, Mass.	67-49	W
2007	Denver	Denver, Colo.	57-37	W	2002	East Carolina	Durham, N.C.	108-46	W
2011	Brigham Young	Provo, Utah	61-55	W	2005	Fairfield	Durham, N.C.	110-44	W
					2007	Purdue	Durham, N.C.	53-41	W
					2008	Southern	Chicago, Ill.	93-52	W
NOVEMBER 12 (1-0)					NOVEMBER 23 (9-0)				
2004	Davidson	Durham, N.C.	89-69	W	1984	Furman	Durham, N.C.	103-66	W
NOVEMBER 13 (2-1)					1985	Maryland-Eastern Shore	Durham, N.C.	85-68	W
1998	Connecticut	San Jose, Calif.	74-104	L	1991	East Tennessee State	Johnson City, Tenn.	104-71	W
2009	Houston Baptist	Houston, Texas	104-35	W	1996	UNC Asheville	Durham, N.C.	90-52	W
2010	Brigham Young	Durham, N.C.	69-54	W	1998	Vanderbilt	Durham, N.C.	79-71	W
NOVEMBER 14 (4-0)					2003	Purdue	Durham, N.C.	93-63	W
1998	Stanford	San Jose, Calif.	77-57	W	2007	Temple	Durham, N.C.	64-53	W
2004	South Florida	Durham, N.C.	82-50	W	2012	Valparaiso	Durham, N.C.	90-45	W
2008	Oklahoma St.	Durham, N.C.	77-68	W	2014	Marquette	Durham, N.C.	83-51	W
2013	USC Upstate	Durham, N.C.	123-40	W	NOVEMBER 24 (9-1)				
NOVEMBER 15 (3-1)					1979	Wake Forest	Charlottesville, Va.	80-70	W
1995	Virginia Commonwealth	Richmond, Va.	93-51	W	1984	William & Mary	Winston-Salem, N.C.	86-48	W
1999	UNC Greensboro	Greensboro, N.C.	72-47	W	1990	Louisville	Lansing, Mich.	66-73	L
2009	Texas A&M	College Station, Texas	77-95	L	1995	Pepperdine	New Orleans, La.	108-70	W
2010	Southern California	Durham, N.C.	75-50	W	1996	UNC Greensboro	Durham, N.C.	98-68	W
NOVEMBER 16 (3-1)					1999	Vanderbilt	Durham, N.C.	68-59	W
2001	Elon	Durham, N.C.	102-52	W	2001	Davidson	Durham, N.C.	107-58	W
2003	Texas	West Lafayette, Ind.	77-85	L	2002	Tennessee	Raleigh, N.C.	76-55	W
2008	Maine	Durham, N.C.	98-31	W	2010	Pittsburgh	Pittsburgh, Pa.	93-55	W
2014	Alabama	Tuscaloosa, Ala.	90-40	W	2013	Marquette	Milwaukee, Wis.	78-61	W
NOVEMBER 17 (2-4)					NOVEMBER 25 (9-4)				
1995	Texas A&M	College Station, Texas	73-83	L	1979	Virginia	Charlottesville, Va.	58-74	L
1998	Virginia Tech	Durham, N.C.	70-72	L	1988	Eastern Washington	Bangor, Maine	79-57	W
2004	Notre Dame	South Bend, Ind.	65-76	L	1989	Illinois	Bowling Green, Ky.	63-68	L
1999	Boston College	Durham, N.C.	70-77	L	1990	Georgetown	Lansing, Mich.	80-68	W
2012	Presbyterian	Durham, N.C.	84-45	W	1995	Mississippi State	New Orleans, La.	72-67	W
2013	Alabama	Durham, N.C.	92-57	W	2000	Duquesne	Durham, N.C.	97-66	W
NOVEMBER 18 (6-1)					2001	South Carolina	Durham, N.C.	81-87	L (OT)
2000	William & Mary	Williamsburg, Va.	81-46	W	2005	Arkansas State	Durham, N.C.	110-56	W
2001	Toledo	Toledo, Ohio	65-71	L	2006	Michigan	Ann Arbor, Mich.	92-47	W
2005	Penn State	State College, Pa.	93-67	W	2007	Connecticut	St. Thomas, USVI	48-74	L
2007	UNC Greensboro	Durham, N.C.	84-39	W	2011	Gardner-Webb	Freeport, Bahamas	97-31	W
2010	Auburn	Auburn, Ala.	75-62	W	2013	Xavier	Cincinnati, Ohio	82-59	W
2011	Auburn	Durham, N.C.	73-50	W	2014	Buffalo	Durham, N.C.	88-54	W
2012	Iona	Durham, N.C.	100-31	W	NOVEMBER 26 (10-1)				
NOVEMBER 19 (4-0)					1982	Eastern Kentucky	Durham, N.C.	74-57	W
1997	UNC Greensboro	Durham, N.C.	78-51	W	1983	N.C. Central	Durham, N.C.	103-60	W
2004	Penn State	Durham, N.C.	66-58	W	1985	Cheyney	Durham, N.C.	98-66	W
2006	Houston	Houston, Texas	81-35	W	1988	San Diego	Bangor, Maine	64-56	W
2009	Georgia Southern	Durham, N.C.	69-42	W	1989	St. Johns	Bowling Green, Ky.	95-63	W
NOVEMBER 20 (6-0)					1993	Morgan State	Durham, N.C.	116-63	W
1981	George Washington	Durham, N.C.	82-45	W	1994	Montana	Norfolk, Va.	89-49	W
1984	N.C. Central	Durham, N.C.	109-53	W	2000	Toledo	Durham, N.C.	71-41	W
2000	Penn State	State College, Pa.	88-87	W	2004	Stephen F. Austin	Grand Bahama Island, Bahamas	84-29	W
2005	Old Dominion	Norfolk, Va.	93-56	W	2009	Western Kentucky	Cancun, Mexico	70-47	W
2011	Western Kentucky	Bowling Green, Ky.	80-54	W	2011	Notre Dame	Freeport, Bahamas	54-56	L
2014	Old Dominion	Norfolk, Va.	82-66	W	NOVEMBER 27 (10-1)				
NOVEMBER 21 (4-4)					1981	Georgia Tech	Durham, N.C.	62-50	W
1980	St. Joseph's	Philadelphia, Pa.	57-84	L	1983	Mars Hill	Durham, N.C.	90-47	W
1981	Marshall	Durham, N.C.	57-58	L	1987	Wisconsin	Durham, N.C.	86-66	W
1998	Notre Dame	South Bend, Ind.	57-84	L	1991	UNC Wilmington	Durham, N.C.	94-37	W
					1994	Old Dominion	Norfolk, Va.	59-64	L
					1996	West Virginia	Durham, N.C.	84-70	W
					1999	Florida A&M	Durham, N.C.	93-38	W

2004	Kansas State	Grand Bahama Island, Bahamas	63-51	W	2012	California	Durham, N.C.	77-63	W
2005	Auburn	Durham, N.C.	69-37	W					
2009	Marquette	Cancun, Mexico	74-43	W					
2010	Charlotte	Charlotte, N.C.	61-55	W					
NOVEMBER 28 (12-1)					DECEMBER 3 (6-5)				
1978	UNC Wilmington	Durham, N.C.	71-61	W	1975	St. Augustine	Durham, N.C.	45-65	L
1984	Mars Hill	Durham, N.C.	93-60	W	1977	East Carolina	Greenville, N.C.	55-80	L
1986	Florida	Chicago, Ill.	76-74	W	1979	Furman	Spartanburg, S.C.	90-56	W
1989	Appalachian State	Boone, N.C.	73-65	W	1981	North Carolina	Durham, N.C.	47-73	L
1997	Detroit	San Juan, Puerto Rico	87-65	W	1983	Eastern Kentucky	Richmond, Ky.	44-46	L
1998	Marquette	Durham, N.C.	91-60	W	1986	Clemson	Durham, N.C.	78-72	W
1999	Penn State	Durham, N.C.	63-49	W	1988	James Madison	Durham, N.C.	80-79	W
2002	Hampton	St. Thomas, USVI	71-34	W	1994	Wisconsin- Milwaukee	Durham, N.C.	104-34	W
2007	Vanderbilt	Nashville, Tenn.	55-68	L	2000	George Mason	Fairfax, Va.	88-69	W
2008	Western Kentucky	Bowling Green, Ky.	59-56	W	2009	Ohio State	Durham, N.C.	83-67	W
2012	Michigan	Ann Arbor, Mich.	71-54	W	2014	Nebraska	Lincoln, Neb.	54-60	L
2013	Xavier	St. Thomas, USVI	81-54	W	DECEMBER 4 (12-1)				
2014	Stony Brook	Durham, N.C.	72-42	W	1978	Guilford	Durham, N.C.	82-48	W
NOVEMBER 29 (6-3)					1980	N.C. State	Durham, N.C.	78-96	L
1979	N.C. State	Raleigh, N.C.	55-86	L	1982	UNC Charlotte	Durham, N.C.	78-46	W
1980	George Mason	Durham, N.C.	86-50	W	1985	Wake Forest	Durham, N.C.	77-67	W
1983	Virginia	Durham, N.C.	58-72	L	1992	Northeastern	Durham, N.C.	64-53	W
1986	DePaul	Chicago, Ill.	72-78	L	1993	American	Durham, N.C.	104-71	W
1990	East Tennessee State	Durham, N.C.	85-55	W	1994	Indiana State	Durham, N.C.	100-66	W
1993	Loyola (MD)	Baltimore, Md.	76-67	W	1995	Michigan State	Durham, N.C.	67-52	W
1995	UNC Asheville	Asheville, N.C.	95-57	W	2004	Pacific	Durham, N.C.	86-30	W
1997	Southern Illinois	Durham, N.C.	76-54	W	2005	Texas	Durham, N.C.	84-70	W
2013	Central Michigan	St. Thomas, USVI	97-64	W	2006	Rutgers	New Brunswick, N.J.	85-45	W
NOVEMBER 30 (11-2)					2008	Iowa	Durham, N.C.	71-47	W
1978	Wake Forest	Winston-Salem, N.C.	66-52	W	2011	Pittsburgh	Durham, N.C.	92-43	W
1985	George Mason	Fairfax, Va.	85-66	W	DECEMBER 5 (6-2)				
1987	Howard	Durham, N.C.	83-71	W	1977	Virginia	Durham, N.C.	57-74	L
1988	East Carolina	Durham, N.C.	93-60	W	1984	Wake Forest	Winston-Salem, N.C.	53-64	L
1991	Fairfield	Cambridge, Mass.	75-68	W	1988	William & Mary	Durham, N.C.	65-47	W
1994	UNC Asheville	Durham, N.C.	114-57	W	1992	Virginia Tech	Durham, N.C.	85-63	W
1996	Illinois State	Durham, N.C.	85-58	W	1993	Miami (Ohio)	Durham, N.C.	98-54	W
1997	Illinois	Durham, N.C.	65-77	L	1999	Virginia	Durham, N.C.	83-62	W
2002	Arkansas	St. Thomas, USVI	74-72	W (OT)	2003	Wake Forest	Durham, N.C.	88-55	W
2003	Auburn	Durham, N.C.	66-57	W	2013	Purdue	Durham, N.C.	99-78	W
2010	James Madison	Harrisonburg, Va.	75-58	W	DECEMBER 6 (14-4)				
2013	Kansas	St. Thomas, USVI	73-40	W	1975	Pfeiffer	Durham, N.C.	49-77	L
2014	Texas A&M	College Station, Texas	59-63	L	1979	North Carolina	Chapel Hill, N.C.	58-91	L
DECEMBER 1 (10-2)					1980	Appalachian State	Durham, N.C.	90-71	W
1977	UNC Greensboro	Durham, N.C.	57-82	L	1983	Clemson	Durham, N.C.	72-78	L
1979	East Carolina	Durham, N.C.	76-75	W	1986	Appalachian State	Durham, N.C.	84-66	W
1981	Wake Forest	Winston-Salem, N.C.	60-67	L	1987	Providence	Providence, R.I.	87-75	W
1982	Clemson	Clemson, S.C.	72-70	W	1989	Western Carolina	Durham, N.C.	77-64	W
1984	Radford	Radford, Va.	83-64	W	1991	Yale	Durham, N.C.	60-55	W
1985	Richmond	Richmond, Va.	99-65	W	1995	Florida State	Durham, N.C.	92-30	W
1989	New Hampshire	Durham, N.C.	82-47	W	1997	Ohio	Durham, N.C.	99-59	W
1990	Harvard	Durham, N.C.	90-76	W	1998	Tennessee	Orlando, Fla.	60-74	L
1991	Harvard	Cambridge, Mass.	86-63	W	2001	Virginia	Charlottesville, Va.	107-73	W
1992	UNC Wilmington	Durham, N.C.	88-52	W	2002	Howard	Durham, N.C.	128-53	W
1996	St. Joseph's	Durham, N.C.	63-46	W	2005	TCU	Fort Worth, Texas	92-52	W
2011	Purdue	Durham, N.C.	64-53	W	2007	Rutgers	Durham, N.C.	49-44	W
DECEMBER 2 (11-3)					2009	Southern California	Durham, N.C.	78-72	W
1978	East Carolina	Greenville, N.C.	66-81	L	2010	Texas A&M	Durham, N.C.	61-58	W
1980	UNC Wilmington	Durham, N.C.	78-77	W	2012	Georgia Tech	Durham, N.C.	85-52	W
1983	Toledo	Richmond, Ky.	66-59	W	DECEMBER 7 (5-5)				
1988	Cleveland State	Durham, N.C.	100-60	W	1978	North Carolina	Durham, N.C.	65-82	L
1989	Boston College	Durham, N.C.	85-64	W	1985	Maryland	College Park, Md.	60-74	L
1990	Purdue	Durham, N.C.	58-69	L	1990	San Antonio	San Marcos, Texas	71-68	W
1995	Delaware	New Orleans, La.	95-50	W	1991	Seton Hall	Durham, N.C.	60-67	L
1998	Florida State	Durham, N.C.	91-72	W	1994	Florida State	Durham, N.C.	84-68	W
1999	Elon	Elon, N.C.	101-44	W	1996	Old Dominion	Durham, N.C.	77-89	L
2001	Louisiana Tech	Orlando, Fla.	76-64	W	1997	Michigan	Durham, N.C.	64-63	W
2004	Tennessee	Knoxville, Tenn.	59-57	W	2006	Vanderbilt	Durham, N.C.	69-48	W
2007	Penn State	State College, Pa.	84-86	L	2008	Michigan	Durham, N.C.	60-45	W
2010	Wisconsin	Madison, Wis.	59-51	W	2014	South Carolina	Durham, N.C.	50-51	L
DECEMBER 8 (13-3)					1977	Wake Forest	Durham, N.C.	54-55	L

1991	Purdue	West Lafayette, Ind.	58-74	W	1982	Maryland	Durham, N.C.	52-65	L
1992	Washington	Seattle, Wash.	48-72	L	1983	Georgia Tech	Atlanta, Ga.	55-43	W
1994	James Madison	Philadelphia, Pa.	75-63	W	1990	Radford	Durham, N.C.	72-65	W
1996	Rutgers	Greensboro, N.C.	74-36	W	1992	Georgia Tech	Durham, N.C.	80-76	W
1997	Kent State	Gainesville, Fla.	69-57	W	1993	Florida State	Durham, N.C.	72-84	L
1998	UCLA	Durham, N.C.	85-80	W	1997	Florida State	Durham, N.C.	87-46	W
1999	George Mason	Durham, N.C.	95-56	W	2000	Maryland	College Park, Md.	79-61	W
2003	Hampton	Los Angeles, Calif.	90-59	W	2004	Connecticut	Storrs, Conn.	68-67	W
2005	St. John's	San Diego, Calif.	119-52	W	2007	Miami	Durham, N.C.	72-42	W
2007	Houston	Houston, Texas	84-68	W	2008	N.C. Central	Durham, N.C.	82-29	W
2008	Quinnipiac	Durham, N.C.	78-50	W	2010	Providence	Durham, N.C.	88-63	W
2009	N.C. Central	Durham, N.C.	117-28	W	2013	N.C. State	Raleigh, N.C.	67-57	W
DECEMBER 29 (10-4)					JANUARY 4 (10-0)				
1983	Providence	Miami, Fla.	64-65	L	1986	Radford	Durham, N.C.	86-72	W
1986	St. John's	Jamaica, N.Y.	80-63	W	1987	Old Dominion	Durham, N.C.	63-56	W
1987	San Jose State	San Jose, Calif.	86-47	W	1988	Clemson	Durham, N.C.	68-61	W
1988	Tulane	New Orleans, La.	80-72	W	1995	N.C. State	Durham, N.C.	91-70	W
1991	Kent State	West Lafayette, Ind.	84-79	W	1996	N.C. State	Raleigh, N.C.	73-75	W
1994	St. Joseph's	Philadelphia, Pa.	67-64	W	1998	Georgia Tech	Durham, N.C.	87-56	W
1995	Kentucky	Greensboro, N.C.	73-54	W	1999	Virginia	Durham, N.C.	84-68	W
1996	George Washington	Greensboro, N.C.	48-54	L	2005	Holy Cross	Durham, N.C.	101-42	W
1997	Florida	Gainesville, Fla.	63-70	L	2011	Kentucky	Durham, N.C.	54-48	W
2002	Iowa State	South Padre Island, Texas	88-59	W	2015	Wake Forest	Durham, N.C.	70-63	W
2003	Loyola Marymount	Los Angeles, Calif.	81-53	W	JANUARY 5 (8-3)				
2004	Rhode Island	Auburn, Ala.	89-63	W	1980	Colorado	Durham, N.C.	64-78	L
2006	Dartmouth	Hanover, N.H.	77-40	W	1981	Xavier	Cincinnati, Ohio	74-46	W
2014	Connecticut	Hartford, Conn.	52-83	L	1985	Virginia	Durham, N.C.	58-75	W
DECEMBER 30 (14-1)					1990	Maryland	College Park, Md.	60-68	L
1982	Virginia	Durham, N.C.	73-63	W	1991	Maryland	Durham, N.C.	56-92	L
1983	Seton Hall	Miami, Fla.	67-74	L	1994	East Carolina	Greenville, N.C.	110-69	W
1985	Indiana State	Durham, N.C.	94-40	W	2004	Florida State	Durham, N.C.	79-66	W
1986	Kentucky	Jamaica, N.Y.	68-63	W	2006	Florida State	Durham, N.C.	87-68	W
1987	Purdue	San Jose, Calif.	76-71	W	2008	Miami	Miami, Fla.	84-72	W
1988	Southeastern Louisiana	Hammond, La.	82-71	W	2009	Temple	Durham, N.C.	87-52	W
1995	Syracuse	Greensboro, N.C.	84-40	W	2014	Georgia Tech	Atlanta, Ga.	64-47	W
1999	Georgetown	Durham, N.C.	68-53	W	JANUARY 6 (6-2)				
2000	Iowa State	Durham, N.C.	81-63	W	1983	Manhattan	Manhattan, N.Y.	64-69	L
2001	Georgia Tech	Atlanta, Ga.	76-60	W	1993	Loyola (MD)	Durham, N.C.	61-52	W
2005	San Diego	San Diego, Calif.	119-52	W	1997	Virginia	Charlottesville, Va.	55-62	L
2006	Boston University	Hanover, N.H.	72-42	W	2002	Wake Forest	Durham, N.C.	91-46	W
2010	Temple	Durham, N.C.	71-64	W	2003	Clemson	Durham, N.C.	69-53	W
2011	Temple	Philadelphia, Pa.	65-54	W	2011	Maryland	Durham, N.C.	71-64	W
2012	Monmouth	Durham, N.C.	73-32	W	2012	Wake Forest	Winston-Salem, N.C.	76-58	W
DECEMBER 31 (5-0)					2013	Boston College	Boston, Mass.	90-53	W
1984	Clemson	Durham, N.C.	84-76	W	JANUARY 7 (7-2)				
1989	Seton Hall	South Orange, N.J.	72-65	W	1983	Wagner	Staten Island, N.Y.	87-56	W
1993	N.C. State	Durham, N.C.	69-66	W	1984	Georgia Tech	Atlanta, Ga.	74-72	W
2008	Providence	Providence, R.I.	66-49	W	1986	North Carolina	Durham, N.C.	79-78	W
2009	Temple	Philadelphia, Pa.	70-62	W	1987	North Carolina	Chapel Hill, N.C.	68-76	L
JANUARY 1 (1-1)					1989	Virginia	Charlottesville, Va.	66-78	L
1984	Florida International	Miami, Fla.	56-83	L	1992	N.C. State	Raleigh, N.C.	73-69	W
1995	Manhattan	Durham, N.C.	101-71	W	1999	Georgia Tech	Durham, N.C.	113-46	W
JANUARY 2 (11-2)					2007	Virginia Tech	Blacksburg, Va.	86-54	W
1981	Cincinnati	Cincinnati, Ohio	64-86	L	2010	Clemson	Clemson, S.C.	67-41	W
1987	East Carolina	Durham, N.C.	84-70	W	JANUARY 8 (9-1)				
1988	Boston University	Durham, N.C.	73-58	W	1981	Manhattan	Durham, N.C.	74-54	W
1989	Clemson	Clemson, S.C.	55-69	L	1982	Stetson	DeLand, Fla.	79-59	W
1991	Wisconsin-Green Bay	Durham, N.C.	70-59	W	1985	North Carolina	Durham, N.C.	63-62	W
1994	Wake Forest	Winston-Salem, N.C.	56-50	W	1995	Maryland	College Park, Md.	80-62	W
1998	Wake Forest	Winston-Salem, N.C.	73-60	W	1996	Virginia	Durham, N.C.	60-61	L
2001	Wake Forest	Durham, N.C.	81-56	W	2001	Florida State	Tallahassee, Fla.	73-60	W
2002	Maryland	Durham, N.C.	90-74	W	2004	Georgia Tech	Atlanta, Ga.	77-45	W
2006	Wake Forest	Durham, N.C.	100-54	W	2006	Maryland	College Park, Md.	86-68	W
2012	Virginia	Durham, N.C.	77-66	W	2012	N.C. State	Durham, N.C.	83-59	W
2014	Old Dominion	Durham, N.C.	87-63	W	2015	Syracuse	Durham, N.C.	74-72	W
2015	N.C. A&T	Durham, N.C.	87-36	W	JANUARY 9 (6-5)				
JANUARY 3 (10-3)					1980	Clemson	Clemson, S.C.	56-111	L
1981	Dayton	Dayton, Ohio	78-99	L	1982	Georgia Southern	Durham, N.C.	58-64	L

JANUARY 20 (6-3)				2001	North Carolina	Chapel Hill, N.C.	92-85	W (OT)	
1976	East Carolina	Durham, N.C.	31-72	L	2007	Florida State	Tallahassee, Fla.	73-60	W
1978	Virginia Commonwealth	Richmond, Va.	65-59	W	2009	Georgia Tech	Durham, N.C.	60-34	W
1979	N.C. State	Durham, N.C.	44-99	L	2015	North Carolina	Chapel Hill, N.C.	74-67	W(OT)
1984	Wake Forest	Durham, N.C.	66-57	W	JANUARY 26 (7-3)				
1990	North Carolina	Durham, N.C.	90-88	W	1976	N.C. Central	Durham, N.C.	43-44	L
2000	N.C. State	Raleigh, N.C.	75-80	L (OT)	1978	UNC Greensboro	Durham, N.C.	63-81	L
2002	Virginia	Durham, N.C.	86-69	W	1979	Peace	Durham, N.C.	90-75	W
2003	North Carolina	Durham, N.C.	78-67	W (OT)	1983	N.C. State	Raleigh, N.C.	55-71	L
2008	N.C. State	Durham, N.C.	71-57	W	1987	Georgia Tech	Durham, N.C.	85-66	W
JANUARY 21 (4-6)				1991	Georgia Tech	Atlanta, Ga.	93-79	W	
1977	Elon College	Durham, N.C.	47-48	L	2003	Florida State	Durham, N.C.	81-63	W
1980	Georgia Tech	Atlanta, Ga.	72-71	W	2006	Clemson	Clemson, S.C.	97-65	W
1986	N.C. State	Durham, N.C.	70-66	W	2011	Clemson	Durham, N.C.	92-37	W
1987	N.C. State	Durham, N.C.	79-86	L	2014	Pittsburgh	Durham, N.C.	111-67	W
1989	Old Dominion	Durham, N.C.	70-77	L	JANUARY 27 (9-2)				
1991	Maryland	Durham, N.C.	63-74	L	1982	Virginia	Durham, N.C.	80-63	W
1992	Florida State	Tallahassee, Fla.	55-67	L	1986	Princeton	Durham, N.C.	77-35	W
2010	Virginia Tech	Durham, N.C.	69-38	W	1988	North Carolina	Durham, N.C.	65-66	L
2011	Georgia Tech	Durham, N.C.	69-32	W	1990	Georgia Tech	Atlanta, Ga.	74-78	L
2013	Connecticut	Storrs, Conn.	49-79	L	1996	Florida State	Tallahassee, Fla.	61-47	W
JANUARY 22 (6-3)				1997	Georgia Tech	Atlanta, Ga.	83-58	W	
1976	Campbell	Buies Creek, N.C.	55-73	L	2000	North Carolina	Durham, N.C.	101-58	W
1983	Richmond	Durham, N.C.	77-65	W	2002	Florida State	Tallahassee, Fla.	102-80	W
1985	N.C. State	Raleigh, N.C.	62-68	L	2005	Maryland	Durham, N.C.	60-57	W
1999	North Carolina	Chapel Hill, N.C.	93-71	W	2012	Clemson	Clemson, S.C.	81-37	W
2001	Virginia	Charlottesville, Va.	71-68	W	2013	Boston College	Durham, N.C.	80-56	W
2004	Maryland	Durham, N.C.	78-48	W	JANUARY 28 (6-5)				
2007	Tennessee	Knoxville, Tenn.	74-70	W	1977	Virginia Commonwealth	Durham, N.C.	48-49	L
2012	Maryland	Durham, N.C.	80-72	W	1978	Appalachian State	Boone, N.C.	60-87	L
2015	Boston College	Chestnut Hill, Mass.	56-60	L	1980	Peace	Durham, N.C.	83-60	W
JANUARY 23 (7-2)				1984	Richmond	Richmond, Va.	81-71	W	
1980	Virginia	Durham, N.C.	65-63	W	1989	Georgia Tech	Durham, N.C.	94-97	L
1982	Clemson	Clemson, S.C.	59-84	L	1991	Clemson	Clemson, S.C.	49-63	L
1988	Virginia	Durham, N.C.	49-72	L	1994	Clemson	Durham, N.C.	82-90	L
1993	Radford	Radford, Va.	59-58	W	1995	Florida State	Tallahassee, Fla.	75-71	W
1994	Clemson	Clemson, S.C.	74-67	W	2001	Clemson	Durham, N.C.	92-42	W
1998	Virginia	Durham, N.C.	93-66	W	2008	Tennessee	Durham, N.C.	69-67	W
2003	Maryland	Durham, N.C.	101-52	W	2015	Pittsburgh	Durham, N.C.	62-45	W
2006	Tennessee	Durham, N.C.	75-53	W	JANUARY 29 (6-6)				
2011	N.C. State	Raleigh, N.C.	65-64	W	1976	N.C. State	Durham, N.C.	37-67	L
2014	Florida State	Tallahassee, Fla.	85-77	W	1979	Wake Forest	Durham, N.C.	77-66	W
JANUARY 24 (7-10)				1981	North Carolina	Durham, N.C.	65-77	L	
1978	North Carolina	Chapel Hill, N.C.	68-87	L	1983	Clemson	Durham, N.C.	95-81	W
1979	Virginia	Charlottesville, Va.	61-68	L	1985	Richmond	Durham, N.C.	73-46	W
1981	Virginia Tech	Blacksburg, Va.	55-66	L	1990	Clemson	Clemson, S.C.	49-64	L
1984	N.C. State	Durham, N.C.	62-86	L	1993	Georgia Tech	Durham, N.C.	80-86	L (OT)
1987	Virginia	Charlottesville, Va.	43-71	L	2003	N.C. State	Raleigh, N.C.	54-44	W
1989	Wake Forest	Durham, N.C.	69-72	L	2006	North Carolina	Durham, N.C.	70-74	L
1990	Wake Forest	Winston-Salem, N.C.	63-72	L	2007	Virginia Tech	Durham, N.C.	75-65	W
1992	Maryland	Durham, N.C.	54-80	L	2009	Florida State	Tallahassee, Fla.	75-82	L (OT)
1996	North Carolina	Chapel Hill, N.C.	86-85	W	2010	Florida State	Durham, N.C.	73-43	W
1997	Clemson	Durham, N.C.	70-61	W	JANUARY 30 (5-3)				
2000	Florida State	Tallahassee, Fla.	59-54	W	1982	Appalachian State	Boone, N.C.	75-60	W
2002	North Carolina	Durham, N.C.	102-82	W	1988	Georgia Tech	Atlanta, Ga.	80-71	W
2004	Tennessee	Durham, N.C.	69-72	L	1998	Maryland	College Park, Md.	53-54	L
2005	North Carolina	Chapel Hill, N.C.	51-56	L	2000	Virginia	Charlottesville, Va.	49-61	L
2008	Georgia Tech	Atlanta, Ga.	73-47	W	2004	N.C. State	Durham, N.C.	75-56	W
2010	Maryland	College Park, Md.	58-57	W	2005	N.C. State	Raleigh, N.C.	52-49	W
2013	Clemson	Clemson, S.C.	60-46	W	2012	Connecticut	Durham, N.C.	45-61	L
JANUARY 25 (10-2)				2014	Miami	Coral Gables, Fla.	76-75	W	
1977	UNC Charlotte	Durham, N.C.	64-60	W	JANUARY 31 (7-3)				
1982	Stetson	Durham, N.C.	70-44	W	1979	UNC Greensboro	Durham, N.C.	64-52	W
1985	Georgia Tech	Durham, N.C.	75-67	W	1981	UNC Asheville	Durham, N.C.	85-54	W
1993	Wake Forest	Durham, N.C.	60-64	L	1983	Georgia Tech	Durham, N.C.	80-40	W
1994	Virginia	Durham, N.C.	66-87	L	1987	Wake Forest	Winston-Salem, N.C.	84-63	W
1995	North Carolina	Durham, N.C.	74-72	W	1989	Richmond	Richmond, Va.	70-87	L
1998	Clemson	Durham, N.C.	78-59	W					
1999	Florida State	Tallahassee, Fla.	92-75	W					

1993	Clemson	Clemson, S.C.	63-88	L	FEBRUARY 6 (10-3)				
1996	Clemson	Durham, N.C.	74-63	W	1978	East Carolina	Durham, N.C.	66-70	L
2002	Georgia Tech	Durham, N.C.	86-50	W	1981	Georgia Tech	Durham, N.C.	74-51	W
2011	Connecticut	Storrs, Conn.	51-87	L	1982	Georgia Tech	Atlanta, Ga.	61-64	L
2013	Miami	Durham, N.C.	82-43	W	1985	Maryland	College Park, Md.	63-60	W
FEBRUARY 1 (5-7)					1988	Notre Dame	Durham, N.C.	66-78	L
1977	N.C. State	Durham, N.C.	35-87	L	1991	N.C. State	Durham, N.C.	63-98	W
1984	Wake Forest	Winston-Salem, N.C.	58-73	L	1997	Wake Forest	Winston-Salem, N.C.	81-58	W
1986	Virginia	Durham, N.C.	67-81	L	2003	Clemson	Clemson, S.C.	61-49	W
1988	Clemson	Clemson, S.C.	65-78	L	2005	Florida State	Durham, N.C.	75-64	W
1991	Maryland	College Park, Md.	45-44	W	2006	Virginia Tech	Blacksburg, Va.	73-62	W
1992	Virginia	Durham, N.C.	54-81	L	2012	North Carolina	Durham, N.C.	96-56	W
1994	Wake Forest	Durham, N.C.	60-51	W	2014	Clemson	Clemson, S.C.	78-51	W
1995	Clemson	Clemson, S.C.	64-78	L	2015	Wake Forest	Winston-Salem, N.C.	70-53	W
1999	Maryland	Durham, N.C.	72-54	W	FEBRUARY 7 (7-3)				
2001	Wake Forest	Winston-Salem, N.C.	66-58	W	1976	Elon	Elon, N.C.	43-82	L
2003	Connecticut	Durham, N.C.	65-77	L	1981	Furman	Durham, N.C.	89-48	W
2008	Virginia Tech	Durham, N.C.	85-50	W	1987	Georgia Tech	Atlanta, Ga.	86-72	W
FEBRUARY 2 (10-5)					1990	N.C. State	Raleigh, N.C.	61-80	L
1978	N.C. State	Durham, N.C.	36-86	L	1995	Maryland	Durham, N.C.	67-63	W
1980	Appalachian State	Durham, N.C.	88-70	W	1999	Georgia Tech	Atlanta, Ga.	74-73	W
1981	Clemson	Durham, N.C.	54-67	L	2002	Wake Forest	Winston-Salem, N.C.	83-60	W
1983	Wake Forest	Winston-Salem, N.C.	76-58	W	2004	Georgia Tech	Durham, N.C.	81-41	W
1985	Virginia	Charlottesville, Va.	66-74	L	2008	Boston College	Boston, Mass.	51-41	W
1996	N.C. State	Durham, N.C.	74-80	L	2011	North Carolina	Chapel Hill, N.C.	60-62	L
1997	Florida State	Tallahassee, Fla.	77-70	W	FEBRUARY 8 (6-7)				
1998	Wake Forest	Durham, N.C.	79-55	W	1977	Shaw	Raleigh, N.C.	51-89	L
2002	Maryland	College Park, Md.	66-55	W	1979	Clemson	Raleigh, N.C.	56-81	L
2004	Clemson	Clemson, S.C.	78-60	W	1980	North Carolina	College Park, Md.	63-85	L
2007	Virginia	Charlottesville, Va.	76-61	W	1984	Maryland	Durham, N.C.	63-64	L
2009	Boston College	Durham, N.C.	69-58	W	1986	Clemson	Durham, N.C.	80-76	W
2012	Wake Forest	Durham, N.C.	75-43	W	1989	Clemson, N.C.	Durham, N.C.	50-71	L
2014	Notre Dame	Durham, N.C.	67-88	W	1992	Florida State	Durham, N.C.	53-61	L
2015	Louisville	Durham, N.C.	66-58	W	1996	Wake Forest	Durham, N.C.	85-66	W
FEBRUARY 3 (5-3)					2001	Florida State	Durham, N.C.	69-71	L
1976	Campbell	Durham, N.C.	69-72	L	2007	North Carolina	Chapel Hill, N.C.	64-53	W
1977	Campbell	Buies Creek, N.C.	63-78	L	2010	North Carolina	Durham, N.C.	79-51	W
1987	N.C. State	Raleigh, N.C.	76-69	W	2013	Virginia	Charlottesville, Va.	62-41	W
1990	Wake Forest	Durham, N.C.	66-61	W	2015	Clemson	Durham, N.C.	89-60	W
2000	Maryland	Durham, N.C.	62-63	L	FEBRUARY 9 (4-4)				
2005	Miami	Coral Gables, Fla.	72-63	W	1978	Maryland	Charlottesville, Va.	39-103	L
2011	Boston College	Durham, N.C.	66-53	W	1987	Clemson	Clemson, S.C.	76-79	L
2013	North Carolina	Chapel Hill, N.C.	84-63	W	1991	Virginia	Charlottesville, Va.	61-86	L
FEBRUARY 4 (0-7)					1993	N.C. State	Durham, N.C.	82-65	W
1978	UNC Charlotte	Charlotte, N.C.	66-72	L	1994	Western Carolina	Durham, N.C.	117-44	W
1984	Virginia	Charlottesville, Va.	55-82	L	1997	Maryland	Durham, N.C.	66-57	W
1989	Maryland	College Park, Md.	64-100	L	2009	North Carolina	Chapel Hill, N.C.	60-75	L
1999	Virginia	Charlottesville, Va.	66-56	L	2012	Boston College	Chesnut Hill, Mass.	71-62	W
2004	Florida State	Tallahassee, Fla.	74-80	L	FEBRUARY 10 (6-3)				
2008	North Carolina	Durham, N.C.	76-93	L	1982	N.C. State	Raleigh, N.C.	61-81	L
2010	Boston College	Boston, Mass.	57-61	L	1988	Old Dominion	Norfolk, Va.	83-81	W
FEBRUARY 5 (6-8)					1990	Virginia	Charlottesville, Va.	62-86	L
1977	Shaw	Durham, N.C.	59-76	L	1996	Virginia	Charlottesville, Va.	72-69	W
1979	Clemson	Durham, N.C.	58-94	L	2002	Clemson	Durham, N.C.	77-69	W
1980	UNC Wilmington	Wilmington, N.C.	67-68	L	2003	Virginia	Durham, N.C.	75-48	W
1982	North Georgia	Dahlongega, Ga.	74-62	W	2006	Virginia	Durham, N.C.	88-65	W
1983	Virginia	Charlottesville, Va.	63-66	W	2008	Wake Forest	Durham, N.C.	71-36	W
1986	N.C. State	Raleigh, N.C.	86-102	L	2014	North Carolina	Durham, N.C.	78-89	L
1992	Loyola (MD)	Durham, N.C.	109-59	W	FEBRUARY 11 (8-2)				
1993	Maryland	College Park, Md.	71-90	L	1977	Western Carolina	Cullowhee, N.C.	45-77	L
1994	Maryland	College Park, Md.	50-67	L	1980	UNC Greensboro	Greensboro, N.C.	82-74	W
1995	N.C. State	Raleigh, N.C.	55-71	L	1984	Georgia Tech	Durham, N.C.	69-61	W
1996	Maryland	College Park, Md.	52-63	L	1989	Virginia	Durham, N.C.	81-99	L
1998	Georgia Tech	Atlanta, Ga.	58-55	W	1999	Wake Forest	Durham, N.C.	86-48	W
2007	Clemson	Durham, N.C.	105-53	W	2000	Georgia Tech	Durham, N.C.	83-51	W
2009	Virginia	Charlottesville, Va.	81-67	W	2007	Wake Forest	Winston-Salem, N.C.	77-45	W
					2010	N.C. State	Durham, N.C.	70-39	W
					2011	Wake Forest	Winston-Salem, N.C.	82-39	W
					2013	Maryland	Durham, N.C.	71-56	W

FEBRUARY 12 (9-6)				2014	Maryland	Durham, N.C.	84-63	W	
1977	N.C. Central	Durham, N.C.	47-52	L					
1979	Davidson	Durham, N.C.	78-25	W	FEBRUARY 18 (6-5)				
1981	Maryland	Clemson, S.C.	49-72	L	1978	Western Carolina	Durham, N.C.	56-93	L
1985	North Carolina	Chapel Hill, N.C.	68-88	L	1981	North Carolina	Chapel Hill, N.C.	47-77	L
1986	North Carolina	Chapel Hill, N.C.	86-79	W	1984	Campbell	Durham, N.C.	89-64	W
1987	Richmond	Richmond, Va.	68-52	W	1990	Maryland	Durham, N.C.	58-62	L
1992	North Carolina	Durham, N.C.	64-69	L	1992	N.C. State	Durham, N.C.	67-87	L
1994	Virginia	Charlottesville, Va.	60-73	L	1994	Maryland	Durham, N.C.	62-60	W
1995	Virginia	Durham, N.C.	61-67	L	1995	Georgia Tech	Durham, N.C.	77-68	W
1997	N.C. State	Raleigh, N.C.	96-95	W (OT)	1999	N.C. State	Durham, N.C.	75-67	W
1998	North Carolina	Durham, N.C.	83-70	W	2001	N.C. State	Raleigh, N.C.	55-69	L
2001	Georgia Tech	Atlanta, Ga.	74-54	W	2002	N.C. State	Durham, N.C.	81-54	W
2004	Wake Forest	Durham, N.C.	80-55	W	2007	Maryland	College Park, Md.	69-57	W
2012	Florida State	Tallahassee, Fla.	67-57	W	FEBRUARY 19 (10-5)				
2015	Virginia	Charlottesville, Va.	71-45	W	1977	Campbell	Durham, N.C.	48-66	L
FEBRUARY 13 (8-2)									
1982	UNC Asheville	Asheville, N.C.	60-45	W	1980	Guilford	Greensboro, N.C.	82-69	W
1983	Maryland	College Park, Md.	68-89	L	1982	Appalachian State	Durham, N.C.	85-73	W
1988	Maryland	Durham, N.C.	81-73	W	1983	UNC Charlotte	Charlotte, N.C.	66-73	L
1993	Virginia	Durham, N.C.	61-97	L	1985	N.C. State	Durham, N.C.	72-73	L
2003	Georgia Tech	Durham, N.C.	82-43	W	1991	North Carolina	Chapel Hill, N.C.	59-54	W
2005	Maryland	College Park, Md.	60-49	W	1993	Wake Forest	Winston-Salem, N.C.	71-59	W
2006	Maryland	Durham, N.C.	90-80	W	1996	Clemson	Clemson, S.C.	75-65	W
2008	Clemson	Clemson, S.C.	83-54	W	1997	Virginia	Durham, N.C.	56-86	L
2009	Clemson	Durham, N.C.	77-53	W	1998	N.C. State	Durham, N.C.	65-62	W
2011	Boston College	Durham, N.C.	66-53	W	2004	Virginia	Durham, N.C.	87-54	W
FEBRUARY 14 (7-2)									
1976	Elon	Durham, N.C.	47-50	L	2006	Miami	Coral Gables, Fla.	99-93	W (2OT)
1980	UNC Charlotte	Durham, N.C.	66-61	W	2009	Virginia Tech	Durham, N.C.	62-46	W
1987	Northern Illinois	Durham, N.C.	85-68	W	2010	Georgia Tech	Atlanta, Ga.	64-50	W
1990	UNC Charlotte	Durham, N.C.	65-49	W	2012	Maryland	College Park, Md.	61-63	L
1999	Clemson	Clemson, S.C.	75-80	L	FEBRUARY 20 (4-4)				
2000	Wake Forest	Winston-Salem, N.C.	69-38	W	1978	Davidson	Davidson, N.C.	61-62	L
2004	North Carolina	Chapel Hill, N.C.	89-79	W	1979	North Carolina	Chapel Hill, N.C.	54-69	L
2010	Virginia Tech	Blacksburg, Va.	65-53	W	1988	North Carolina	Chapel Hill, N.C.	64-68	L
2013	Virginia Tech	Blacksburg, Va.	77-33	W	1995	Clemson	Durham, N.C.	82-88	L (2OT)
FEBRUARY 15 (8-1)									
1985	Virginia Commonwealth	Durham, N.C.	86-62	W	2003	North Carolina	Durham, N.C.	97-63	W
1986	Wake Forest	Winston-Salem, N.C.	76-59	W	2005	Georgia Tech	Atlanta, Ga.	73-55	W
1989	North Carolina	Durham, N.C.	74-72	W	2011	Virginia Tech	Durham, N.C.	90-40	W
1992	Virginia	Charlottesville, Va.	48-93	L	2014	N.C. State	Durham, N.C.	83-70	W
1993	Clemson	Durham, N.C.	67-65	W	FEBRUARY 21 (6-5)				
1998	Florida State	Tallahassee, Fla.	79-67	W	1977	Elon	Elon, N.C.	38-74	L
2001	Maryland	Durham, N.C.	75-54	W	1982	UNC Wilmington	Wilmington, N.C.	57-59	L
2007	Boston College	Durham, N.C.	73-52	W	1984	N.C. State	Raleigh, N.C.	74-73	W (OT)
2012	Virginia Tech	Durham, N.C.	67-45	W....	1987	Virginia	Durham, N.C.	77-76	W
FEBRUARY 16 (5-5)									
1977	N.C. Central	Durham, N.C.	58-53	W	1989	N.C. State	Raleigh, N.C.	78-92	L
1978	Appalachian State	Durham, N.C.	68-75	L	1990	North Carolina	Chapel Hill, N.C.	56-58	L
1979	Appalachian State	Boone, N.C.	64-85	W	1997	North Carolina	Chapel Hill, N.C.	61-81	L
1982	East Carolina	Durham, N.C.	57-79	L	1999	North Carolina	Durham, N.C.	88-78	W
1984	North Carolina	Durham, N.C.	80-67	W	2000	Clemson	Clemson, S.C.	59-44	W
1988	Wake Forest	Durham, N.C.	59-62	L	2002	Florida State	Durham, N.C.	88-55	W
1995	Wake Forest	Winston-Salem, N.C.	78-66	W	2010	Maryland	Durham, N.C.	71-59	W
1997	Clemson	Clemson, S.C.	69-72	L	FEBRUARY 22 (6-9)				
2009	Tennessee	Knoxville, Tenn.	62-54	W	1979	East Carolina	Boone, N.C.	46-69	L
2015	Notre Dame	Notre Dame, Ind.	50-63	L	1980	North Carolina	Raleigh, N.C.	59-83	L
FEBRUARY 17 (7-4)									
1979	Western Carolina	Cullowhee, N.C.	78-89	L	1983	N.C. State	Durham, N.C.	81-102	L
1983	North Carolina	Chapel Hill, N.C.	65-82	L	1986	Maryland	Durham, N.C.	67-72	L
1986	UNC Asheville	Durham, N.C.	95-41	W	1991	Clemson	Durham, N.C.	59-67	L
1996	Georgia Tech	Atlanta, Ga.	70-55	W	1992	Maryland	College Park, Md.	69-74	L
2000	N.C. State	Durham, N.C.	70-64	W	1994	North Carolina	Chapel Hill, N.C.	58-70	L
2003	Wake Forest	Winston-Salem, N.C.	83-41	W	1998	Virginia	Charlottesville, Va.	85-78	W (OT)
2005	Clemson	Durham, N.C.	72-48	W	2001	Virginia	Durham, N.C.	76-53	W
2008	Maryland	Durham, N.C.	69-76	L	2004	Maryland	College Park, Md.	72-59	W
2011	Maryland	College Park, Md.	47-69	L	2006	Virginia Tech	Durham, N.C.	93-51	W
2013	Wake Forest	Durham, N.C.	81-70	W	2008	Virginia Tech	Blacksburg, Va.	72-60	W
FEBRUARY 23 (3-4)									
1980	East Carolina	Raleigh, N.C.	65-99	L	2009	Maryland	College Park, Md.	59-77	L
FEBRUARY 24 (3-4)									
1980	East Carolina	Raleigh, N.C.	65-99	L	2013	Florida State	Durham, N.C.	61-50	W
FEBRUARY 25 (3-4)									
1980	East Carolina	Raleigh, N.C.	65-99	L	2015	N.C. State	Raleigh, N.C.	72-59	L

GAMES BY DATE

2015-16 WOMEN'S BASKETBALL MEDIA GUIDE

1981	Appalachian State	Boone, N.C.	69-46	W	2015	North Carolina	Durham, N.C.	81-80	W
1985	UNC Wilmington	Wilmington, N.C.	96-86	W					
1987	North Carolina	Durham, N.C.	67-83	L					
1993	North Carolina	Durham, N.C.	63-84	L					
1996	North Carolina	Durham, N.C.	61-58	W					
2014	Notre Dame	South Bend, Ind.	70-81	L					
FEBRUARY 24 (9-2)									
1977	Campbell	High Point, N.C.	50-61	L	1992	Georgia Tech	Atlanta, Ga.	53-75	L
1978	North Carolina	Durham, N.C.	72-80	L	1996	N.C. State	Rock Hill, S.C.	79-62	W
1988	N.C. State	Durham, N.C.	68-66	W	2001	Wake Forest	Greensboro, N.C.	75-68	W
1991	Georgia Tech	Durham, N.C.	89-76	W	2003	N.C. State	Durham, N.C.	86-60	W
2000	Florida State	Durham, N.C.	87-52	W	2007	Virginia	Greensboro, N.C.	79-58	W
2002	North Carolina	Chapel Hill, N.C.	90-75	W	2008	North Carolina	Chapel Hill, N.C.	51-82	L
2005	Miami	Durham, N.C.	95-61	W	2012	N.C. State	Greensboro, N.C.	73-75	L
2008	Virginia	Durham, N.C.	78-70	W	2014	North Carolina	Chapel Hill, N.C.	60-64	L
2011	Virginia	Charlottesville, N.C.	71-48	W					
2012	Miami	Durham, N.C.	74-64	W					
2013	Maryland	College Park, Md.	75-59	W					
FEBRUARY 25 (5-3)									
1983	Appalachian State	Durham, N.C.	89-51	W	1990	Clemson	Fayetteville, N.C.	81-76	W
1984	UNC Wilmington	Durham, N.C.	87-69	W	1995	Clemson	Rock Hill, S.C.	78-71	W
1989	Georgia Tech	Atlanta, Ga.	78-71	W	1996	Clemson	Rock Hill, S.C.	54-71	L
1994	Florida State	Tallahassee, Fla.	73-78	L	2002	Virginia	Greensboro, N.C.	71-67	W
1995	North Carolina	Chapel Hill, N.C.	57-82	L	2006	Virginia Tech	Greensboro, N.C.	69-56	W
2006	North Carolina	Chapel Hill, N.C.	65-77	L	2007	N.C. State	Greensboro, N.C.	65-70	L
2007	North Carolina	Durham, N.C.	67-62	W	2013	North Carolina	Durham, N.C.	65-58	W
2009	Wake Forest	Winston-Salem, N.C.	83-50	W					
FEBRUARY 26 (5-4)									
1982	N.C. State	Raleigh, N.C.	55-69	L	1995	Virginia	Rock Hill, S.C.	83-82	W (OT)
1990	Clemson	Fayetteville, N.C.	68-77	L	2000	Florida State	Greensboro, N.C.	92-65	W
1992	Wake Forest	Durham, N.C.	69-61	W	2001	Florida State	Greensboro, N.C.	72-56	W
1993	Georgia Tech	Atlanta, Ga.	67-72	L	2002	North Carolina	Greensboro, N.C.	87-80	W
1999	Florida State	Charlotte, N.C.	90-57	W	2006	Maryland	Greensboro, N.C.	70-78	L
2001	North Carolina	Durham, N.C.	72-67	W	2011	Wake Forest	Greensboro, N.C.	79-50	W
2010	Virginia	Durham, N.C.	83-65	W					
2012	North Carolina	Chapel Hill, N.C.	69-63	W					
2015	Georgia Tech	Atlanta, Ga.	62-71	L					
FEBRUARY 27 (6-5)									
1984	North Carolina A & T	Durham, N.C.	78-39	W	1995	North Carolina	Rock Hill, S.C.	70-95	L
1988	Virginia	Durham, N.C.	67-79	L	2000	Georgia Tech	Greensboro, N.C.	77-56	W
1989	Wake Forest	Winston-Salem, N.C.	74-79	L	2001	N.C. State	Greensboro, N.C.	57-45	W
1994	Georgia Tech	Atlanta, Ga.	56-61	L	2005	Wake Forest	Greensboro, N.C.	107-50	W
1998	Georgia Tech	Charlotte, N.C.	100-56	W	2010	Maryland	Greensboro, N.C.	66-64	W
2000	North Carolina	Chapel Hill, N.C.	64-73	L	2011	Georgia Tech	Greensboro, N.C.	75-66	W
2003	Florida State	Tallahassee, Fla.	70-49	W					
2004	Clemson	Durham, N.C.	102-45	W					
2005	North Carolina	Durham, N.C.	68-77	L					
2011	North Carolina	Durham, N.C.	66-58	W					
2014	Wake Forest	Durham, N.C.	71-56	W					
FEBRUARY 28 (2-4)									
1983	Western Carolina	Durham, N.C.	77-67	W	1992	Wake Forest	Rock Hill, S.C.	61-52	W
1987	Maryland	Fayetteville, N.C.	62-64	L	2000	North Carolina	Greensboro, N.C.	79-76	W
1993	Florida State	Tallahassee, Fla.	67-74	L	2004	Wake Forest	Greensboro, N.C.	77-59	W
1997	Maryland	Charlotte, N.C.	60-52	W (OT)	2005	Maryland	Greensboro, N.C.	74-44	W
1999	Clemson	Charlotte, N.C.	71-76	L	2009	Virginia	Greensboro, N.C.	76-53	W
2010	North Carolina	Chapel Hill, N.C.	54-64	L	2010	Georgia Tech	Greensboro, N.C.	67-55	W
2013	Miami	Coral Gables, Fla.	65-59	L	2011	North Carolina	Greensboro, N.C.	81-66	W
FEBRUARY 29 (0-1)									
1992	Clemson	Clemson, S.C.	59-63	L	2015	Wake Forest	Greensboro, N.C.	77-68	W
MARCH 1 (6-2)									
1985	Clemson	Fayetteville, N.C.	81-76	W					
1986	Wake Forest	Fayetteville, N.C.	71-72	L					
1996	Wake Forest	Rock Hill, S.C.	67-61	W					
1997	North Carolina	Charlotte, N.C.	55-66	L					
2002	Florida State	Greensboro, N.C.	82-66	W					
2004	N.C. State	Raleigh, N.C.	90-57	W					
2009	North Carolina	Durham, N.C.	81-79	W					
MARCH 2 (4-9)									
1978	East Carolina	Greenville, N.C.	47-87	L					
1981	Appalachian State	Chapel Hill, N.C.	73-74	L (OT)					
1984	N.C. State	Fayetteville, N.C.	68-61	L					
1985	N.C. State	Fayetteville, N.C.	57-89	L					
1991	Clemson	Fayetteville, N.C.	58-60	L					
1992	Georgia Tech	Atlanta, Ga.	53-75	L					
1996	N.C. State	Rock Hill, S.C.	79-62	W					
2001	Wake Forest	Greensboro, N.C.	75-68	W					
2003	N.C. State	Durham, N.C.	86-60	W					
2007	Virginia	Greensboro, N.C.	79-58	W					
2008	North Carolina	Chapel Hill, N.C.	51-82	L					
2012	N.C. State	Greensboro, N.C.	73-75	L					
2014	North Carolina	Chapel Hill, N.C.	60-64	L					
MARCH 3 (5-2)									
1990	Clemson	Fayetteville, N.C.	81-76	W					
1995	Clemson	Rock Hill, S.C.	78-71	W					
1996	Clemson	Rock Hill, S.C.	54-71	L					
2002	Virginia	Greensboro, N.C.	71-67	W					
2006	Virginia Tech	Greensboro, N.C.	69-56	W					
2007	N.C. State	Greensboro, N.C.	65-70	L					
2013	North Carolina	Durham, N.C.	65-58	W					
MARCH 4 (5-3)									
1983	Clemson	Fayetteville, N.C.	92-93	L (OT)					
1989	N.C. State	Fayetteville, N.C.	50-89	L					
1995	Virginia	Rock Hill, S.C.	83-82	W (OT)					
2000	Florida State	Greensboro, N.C.	92-65	W					
2001	Florida State	Greensboro, N.C.	72-56	W					
2002	North Carolina	Greensboro, N.C.	87-80	W					
2006	Maryland	Greensboro, N.C.	70-78	L					
2011	Wake Forest	Greensboro, N.C.	79-50	W					
MARCH 5 (5-4)									
1988	Clemson	Fayetteville, N.C.	65-81	L					
1993	Wake Forest	Rock Hill, S.C.	69-70	L					
1994	Maryland	Rock Hill, S.C.	45-60	L					
1995	North Carolina	Rock Hill, S.C.	70-95	L					
2000	Georgia Tech	Greensboro, N.C.	77-56	W					
2001	N.C. State	Greensboro, N.C.	57-45	W					
2005	Wake Forest	Greensboro, N.C.	107-50	W					
2010	Maryland	Greensboro, N.C.	66-64	W					
2011	Georgia Tech	Greensboro, N.C.	75-66	W					
MARCH 6 (8-0)									
1992	Wake Forest	Rock Hill, S.C.	61-52	W					
2000	North Carolina	Greensboro, N.C.	79-76	W					
2004	Wake Forest	Greensboro, N.C.	77-59	W					
2005	Maryland	Greensboro, N.C.	74-44	W					
2009	Virginia	Greensboro, N.C.	76-53	W					
2010	Georgia Tech	Greensboro, N.C.	67-55	W					
2011	North Carolina	Greensboro, N.C.	81-66	W					
2015	Wake Forest	Greensboro, N.C.	77-68	W					
MARCH 7 (5-3)									
1992	Virginia	Rock Hill, S.C.	55-81	L					
2003	Wake Forest	Greensboro, N.C.	64-59	W					
2004	Maryland	Greensboro, N.C.	70-63	W					
2005	North Carolina	Greensboro, N.C.	67-88	L					
2008	Florida State	Greensboro, N.C.	75-57	W					
2010	N.C. State	Greensboro, N.C.	70-60	W					
2014	Georgia Tech	Greensboro, N.C.	82-52	W					
2015	Notre Dame	Greensboro, N.C.	49-55	L					
MARCH 8 (4-1)									
2004	North Carolina	Greensboro, N.C.	63-47	W					
2008	Maryland	Greensboro, N.C.	74-63	W					
2009	Maryland	East Lansing, Mich.	89-92	L					
2013	NC State	Greensboro, N.C.	79-65	W					
2014	North Carolina	Greensboro, N.C.	66-61	W					

MARCH 9 (3-2)					MARCH 23 (4-2)				
1982	James Madison	Durham, N.C.	63-60	W	1998	Arkansas	Oakland, Calif.	72-77	L
2003	Georgia Tech	Greensboro, N.C.	76-52	W	2002	Texas	Raleigh, N.C.	62-46	W
2008	North Carolina	Greensboro, N.C.	73-86	L	2003	Georgia State	Raleigh, N.C.	66-48	W
2013	Florida State	Greensboro, N.C.	72-66	W	2004	Marquette	Durham, N.C.	76-67	W
2014	Notre Dame	Greensboro, N.C.	53-69	L	2008	Murray State	College Park, Md.	78-57	W
MARCH 10 (2-0)					MARCH 24 (2-3)				
2003	North Carolina	Greensboro, N.C.	77-59	W	2001	Southwest Mississippi State	Spokane, Wash.	71-81	L
2013	North Carolina	Greensboro, N.C.	92-73	W	2007	Rutgers	Greensboro, N.C.	52-53	L
MARCH 11 (1-0)					MARCH 25 (3-1)				
1987	Manhattan	Durham, N.C.	70-55	W	2009	Michigan State	East Lansing, Mich.	49-63	L
MARCH 12 (1-0)					MARCH 26 (4-1)				
1982	East Tennessee State	Johnson City, Tenn.	74-73	W (OT)	1999	Georgia	San Jose, Calif.	81-69	W
MARCH 13 (1-1)					MARCH 27 (2-0)				
1982	Vanderbilt	Johnson City, Tenn.	57-75	L	2010	San Diego State	Memphis, Tenn.	66-58	W
1999	Holy Cross	Durham, N.C.	79-51	W	2011	DePaul	Philadelphia, Pa.	70-63	W
MARCH 14 (1-1)					MARCH 28 (1-3)				
1987	Rutgers	Piscataway, N.J.	64-78	L	1999	Purdue	San Jose, Calif.	45-62	L
1997	DePaul	Champaign, Ill.	70-56	W	2004	Louisiana Tech	Norfolk, Va.	63-49	W
MARCH 15 (1-1)					MARCH 29 (0-3)				
1999	St. Joseph's	Durham, N.C.	66-60	L	2002	Oklahoma	San Antonio, Texas	71-86	L
2002	Norfolk State	Durham, N.C.	95-48	W	2010	Baylor	Memphis, Tenn.	48-51	L
MARCH 16 (3-1)					MARCH 30 (0-2)				
1995	Oklahoma State	Tuscaloosa, Ala.	76-64	W	2004	Minnesota	Norfolk, Va.	75-82	L
1996	James Madison	Durham, N.C.	85-53	W	2008	Texas A & M	Oklahoma City, Okla.	63-77	L
1997	Illinois	Champaign, Ill.	67-85	L	MARCH 31 (2-0)				
1998	Louisville	Durham, N.C.	69-53	W	2003	Texas Tech	Albuquerque, N.M.	57-51	W
MARCH 17 (2-0)					MARCH 31 (2-0)				
2001	UW-Milwaukee	Durham, N.C.	96-63	W	2013	Nebraska	Norfolk, Va.	53-45	W
2002	Texas Christian	Durham, N.C.	76-66	W	APRIL 2 (1-1)				
MARCH 18 (3-1)					MARCH 29 (0-3)				
1996	San Francisco	Durham, N.C.	60-64	L	2002	Oklahoma	San Antonio, Texas	71-86	L
2000	Campbell	Durham, N.C.	71-42	W	2010	Baylor	Memphis, Tenn.	48-51	L
2007	Holy Cross	Raleigh, N.C.	81-44	W	2011	Connecticut	Philadelphia, Pa.	40-75	L
2012	Samford	Nashville, Tenn.	82-47	W	MARCH 30 (0-2)				
MARCH 19 (3-0)					MARCH 31 (2-0)				
2001	Arkansas	Durham, N.C.	75-54	W	2004	Minnesota	Norfolk, Va.	75-82	L
2006	Southern	Norfolk, Va.	96-27	W	2008	Texas A & M	Oklahoma City, Okla.	63-77	L
2011	UT Martin	Durham, N.C.	90-45	W	MARCH 31 (2-0)				
MARCH 20 (7-0)					MARCH 31 (2-0)				
1986	West Texas State	Amarillo, Texas	68-67	W	2003	Texas Tech	Albuquerque, N.M.	57-51	W
1999	Old Dominion	Greensboro, N.C.	76-63	W	2013	Nebraska	Norfolk, Va.	53-45	W
2005	Canisius	Chapel Hill, N.C.	80-48	W	APRIL 2 (1-1)				
2007	Temple	Raleigh, N.C.	62-52	W	2006	Louisiana State	Boston, Mass.	84-45	W
2010	Hampton	Durham, N.C.	72-37	W	2013	Notre Dame	Norfolk, Va.	76-87	L
2012	Vanderbilt	Nashville, N.C.	96-80	W	APRIL 4 (0-1)				
2015	Albany	Durham, N.C.	54-52	W	2006	Maryland	Boston, Mass.	75-78	L (OT)
MARCH 21 (5-1)					APRIL 6 (0-1)				
1986	Northwestern State	Amarillo, Texas	88-89	L	2003	Tennessee	Atlanta, Ga.	56-66	L
1998	Florida	Oakland, Calif.	71-58	W	APRIL 2 (1-1)				
2004	Northwestern State	Durham, N.C.	103-51	W	2006	Louisiana State	Boston, Mass.	84-45	W
2006	Southern California	Norfolk, Va.	85-51	W	2013	Notre Dame	Norfolk, Va.	76-87	L
2011	Marist	Durham, N.C.	71-66	W	APRIL 4 (0-1)				
2015	Mississippi State	Durham, N.C.	64-56	W	2006	Maryland	Boston, Mass.	75-78	L (OT)
MARCH 22 (4-1)					APRIL 6 (0-1)				
1986	Notre Dame	Amarillo, Texas	67-74	L	2003	Tennessee	Atlanta, Ga.	56-66	L
1999	Tennessee	Greensboro, N.C.	69-63	W	APRIL 2 (1-1)				
2005	Boston College	Chapel Hill, N.C.	70-65	W	2006	Louisiana State	Boston, Mass.	84-45	W
2009	Austin Peay	East Lansing, Mich.	83-42	W	2013	Notre Dame	Norfolk, Va.	76-87	L
2014	Winthrop	Durham, N.C.	87-45	W	APRIL 4 (0-1)				

GAMES BY LOCATION

2015-16 WOMEN'S BASKETBALL MEDIA GUIDE

YEAR	OPPONENT	LOCATION	SCORE	RESULT	12-6-98	Tennessee	Orlando, Fla.	60-74	L
ALABAMA (6-1)									
3-16-95	Oklahoma State	Tuscaloosa, Ala.	76-64	W	2-15-98	Florida State	Tallahassee, Fla.	79-67	W
3-18-95	Alabama	Tuscaloosa, Ala.	120-121 (4OT)	L	1-25-99	Florida State	Tallahassee, Fla.	92-75	W
12-29-04	Rhode Island	Auburn, Ala.	89-63	W	1-24-00	Florida State	Tallahassee, Fla.	59-54	W
12-31-04	Auburn	Auburn, Ala.	80-61	W	1-08-01	Florida State	Tallahassee, Fla.	73-60	W
11-18-10	Auburn	Auburn, Ala.	75-62	W	12-2-01	Louisiana Tech	Orlando, Fla.	76-64	W
11-18-11	Auburn	Auburn, Ala.	73-50	W	1-27-02	Florida State	Tallahassee, Fla.	102-80	W
11-16-14	Alabama	Tuscaloosa, Ala.	90-40	W	2-27-03	Florida State	Tallahassee, Fla.	70-49	W
BAHAMAS (5-1)									
12-20-99	Sacramento State	Nassau, Bahamas	81-45	W	2-04-04	Florida State	Tallahassee, Fla.	74-80	L
12-21-99	Liberty	Nassau, Bahamas	66-45	W	2-03-05	Miami	Coral Gables, Fla.	72-63	W
11-26-04	Stephen F. Austin	Grand Bahama Island	84-29	W	2-19-06	Miami	Coral Gables, Fla.	99-93	W (2OT)
11-27-04	Kansas State	Grand Bahama Island	63-51	W	11-15-07	South Florida	Tampa, Fla.	89-52	W
11-25-11	Gardner-Webb	Grand Bahama Island	97-31	W	1-25-07	Florida State	Tallahassee, Fla.	73-60	W
11-26-11	Notre Dame	Grand Bahama Island	54-56	L	1-05-08	Miami	Coral Gables, Fla.	84-72	W
CALIFORNIA (18-6)									
12-27-87	California	Berkeley, Calif.	85-57	W	1-29-09	Florida State	Tallahassee, Fla.	75-82	L (OT)
12-29-87	San Jose State	San Jose, Calif.	86-47	W	1-14-10	Miami	Coral Gables, Fla.	69-62	W
12-30-87	Purdue	San Jose, Calif.	76-71	W	1-14-11	Florida State	Tallahassee, Fla.	87-70	W
12-20-93	Detroit Mercy	Berkeley, Calif.	94-82	W	2-12-12	Florida State	Tallahassee, Fla.	67-57	W
12-21-93	California	Berkeley, Calif.	66-72	L	2-22-13	Miami	Coral Gables, Fla.	65-69	L
3-21-98	Florida	Oakland, Calif.	71-58	W	1-23-14	Florida State	Tallahassee, Fla.	85-77	W (OT)
3-23-98	Arkansas	Oakland, Calif.	72-77	L	1-30-14	Miami	Coral Gables, Fla.	76-75	W
11-13-98	Connecticut	San Jose, Calif.	74-104	L	1-11-15	Florida State	Tallahassee, Fla.	58-74	L
11-14-98	Stanford	San Jose, Calif.	77-57	W	GEORGIA (25-8)				
12-28-98	UCLA	Los Angeles, Calif.	85-80	W	1-21-80	Georgia Tech	Atlanta, Ga.	72-71	W
3-26-99	Georgia	San Jose, Calif.	81-69	W	2-06-82	Georgia Tech	Atlanta, Ga.	61-64	L
3-28-99	Purdue	San Jose, Calif.	45-62	L	1-03-83	Georgia Tech	Atlanta, Ga.	55-43	W
12-28-03	Hampton	Los Angeles, Calif.	90-59	W	12-30-83	Georgia Tech	Atlanta, Ga.	55-43	W
12-29-03	Loyola Marymount	Los Angeles, Calif.	81-53	W	1-07-84	Georgia Tech	Atlanta, Ga.	74-72	W
12-28-05	St. John's	San Diego, Calif.	90-55	W	1-12-85	Georgia Tech	Atlanta, Ga.	65-58	W
12-30-05	San Diego	San Diego, Calif.	119-52	W	1-11-86	Georgia Tech	Atlanta, Ga.	78-69	W
12-19-08	Southern California	Los Angeles, Calif.	97-89	W	2-07-87	Georgia Tech	Atlanta, Ga.	86-72	W
12-20-08	Siena	Los Angeles, Calif.	86-41	W	1-29-88	Georgia Tech	Atlanta, Ga.	80-71	W
12-15-09	Stanford	Palo Alto, Calif.	55-71	L	2-25-89	Georgia Tech	Atlanta, Ga.	78-71	W
3-24-12	St. John's	Fresno, Calif.	74-47	W	1-28-90	Georgia Tech	Atlanta, Ga.	74-78	L
3-26-12	Stanford	Fresno, Calif.	69-81	W	1-26-91	Georgia Tech	Atlanta, Ga.	93-79	W
12-21-12	CSU-Bakersfield	Los Angeles, Calif.	97-63	W	3-02-92	Georgia Tech	Atlanta, Ga.	53-75	L
12-22-12	Southern California	Los Angeles, Calif.	75-60	W	2-26-93	Georgia Tech	Atlanta, Ga.	67-72	L
11-10-13	California	Berkeley, Calif.	70-58	W	2-27-94	Georgia Tech	Atlanta, Ga.	56-61	L
COLORADO (1-0)									
11-11-07	Denver	Denver, Colo.	57-37	W	1-18-95	Georgia Tech	Atlanta, Ga.	80-71	W
CONNECTICUT (2-4)									
1-03-04	Connecticut	Hartford, Conn.	68-67	W	2-17-96	Georgia Tech	Atlanta, Ga.	70-55	W
3-26-06	Michigan State	Bridgeport, Conn.	86-61	W	1-30-97	Georgia Tech	Atlanta, Ga.	83-58	W
3-28-06	Connecticut	Bridgeport, Conn.	63-61	L	2-05-98	Georgia Tech	Atlanta, Ga.	58-55	W
1-31-11	Connecticut	Storrs, Conn.	51-87	L	1-09-00	Georgia Tech	Atlanta, Ga.	64-45	W
1-21-13	Connecticut	Storrs, Conn.	49-79	L	2-12-01	Georgia Tech	Atlanta, Ga.	74-54	W
12-29-14	Connecticut	Storrs, Conn.	52-83	L	12-27-01	Tennessee	Atlanta, Ga.	68-89	L
FLORIDA (27-11)									
1-08-82	Stetson	DeLand, Fla.	79-59	W	12-30-01	Georgia Tech	Atlanta, Ga.	76-60	W
12-29-83	Providence	Miami, Fla.	64-65	L	1-13-03	Georgia Tech	Atlanta, Ga.	79-59	W
1-01-84	Florida International	Miami, Fla.	56-83	L	4-06-03	Tennessee	Atlanta, Ga.	56-66	L
12-20-84	Stetson	DeLand, Fla.	67-56	W	1-08-04	Georgia Tech	Atlanta, Ga.	77-45	W
12-20-84	Georgetown	Tampa, Fla.	84-49	W	2-20-05	Georgia Tech	Atlanta, Ga.	73-55	W
12-21-84	Georgia Southern	Tampa, Fla.	71-65	W	1-11-06	Georgia Tech	Atlanta, Ga.	67-59	W
12-21-90	South Alabama	Tampa, Fla.	76-70	W	1-24-08	Georgia Tech	Atlanta, Ga.	73-47	W
12-22-90	South Florida	Tampa, Fla.	78-62	W	2-19-10	Georgia Tech	Atlanta, Ga.	64-50	W
1-21-92	Florida State	Tallahassee, Fla.	55-67	L	1-18-12	Georgia Tech	Atlanta, Ga.	79-62	W
2-28-93	Florida State	Tallahassee, Fla.	67-74	L	1-5-14	Georgia Tech	Atlanta, Ga.	64-47	W
2-25-94	Florida State	Tallahassee, Fla.	73-78	L	2-26-15	Georgia Tech	Atlanta, Ga.	62-71	L
1-28-95	Florida State	Tallahassee, Fla.	75-71	W	ILLINOIS (3-3)				
1-27-96	Florida State	Tallahassee, Fla.	61-47	W	11-28-86	Florida	Chicago, Ill.	76-74	W
2-02-97	Florida State	Tallahassee, Fla.	77-70	W	11-29-86	DePaul	Chicago, Ill.	72-78	L
12-28-97	Kent State	Gainesville, Fla.	69-57	W	3-14-97	DePaul	Champaign, Ill.	70-56	W
12-29-97	Florida	Gainesville, Fla.	63-70	L	3-16-97	Illinois	Champaign, Ill.	67-85	L
INDIANA (4-4)									
					11-21-08	Hartford	Chicago, Ill.	51-53	L
					11-22-08	Southern	Chicago, Ill.	93-52	W
					12-28-91	Purdue	West Lafayette, Ind.	58-74	W
					12-29-91	Kent State	West Lafayette, Ind.	84-79	W
					11-16-03	Texas	West Lafayette, Ind.	77-85	L
					11-17-04	Notre Dame	South Bend, Ind.	65-76	L
					12-18-04	Purdue	Indianapolis, Ind.	66-48	W

12-20-04	Ball State	Muncie, Ind.	81-31	W	1-22-15	Boston College	Chestnut Hill, Mass.	56-60	L
2-23-14	Notre Dame	South Bend, Ind.	70-81	L					
2-16-15	Notre Dame	South Bnd, Ind.	50-63	L					
KENTUCKY (5-3)					MEXICO (7-0)				
12-02-83	Toledo	Richmond, Ky.	66-59	W	12-17-00	Arkansas State	Cancun, Mexico	69-45	W
12-03-83	Eastern Kentucky	Richmond, Ky.	44-46	L	12-19-00	Oral Roberts	Cancun, Mexico	62-51	W
11-25-89	Illinois	Bowling Green, Ky.	63-68	L	12-19-06	Bowling Green	Cancun, Mexico	55-46	W
11-26-89	St. Johns	Bowling Green, Ky.	95-63	W	12-20-06	SMU	Cancun, Mexico	75-45	W
11-28-08	Western Kentucky	Bowling Green, Ky.	59-56	W	12-21-06	Pittsburgh	Cancun, Mexico	72-51	W
11-20-11	Western Kentucky	Bowling Green, Ky.	80-54	W	11-26-09	Western Kentucky	Cancun, Mexico	70-47	W
12-8-11	Kentucky	Lexington, Ky.	65-72	L	11-27-09	Marquette	Cancun, Mexico	74-43	W
12-22-13	Kentucky	Lexington, Ky.	69-61	W	MICHIGAN (4-2)				
LOUISIANA (5-0)					11-24-90	Louisville	Lansing, Mich.	66-73	L
12-30-88	Southeastern Louisiana	Hammond, La.	82-71	W	11-25-06	Michigan	Ann Arbor, Mich.	92-47	W
12-29-88	Tulane	New Orleans, La.	80-72	W	3-08-09	Maryland	East Lansing, Mich.	89-92	L
11-25-95	Pepperdine	New Orleans, La.	108-70	W	3-22-09	Austin Peay	East Lansing, Mich.	83-42	W
12-02-95	Delaware	New Orleans, La.	95-50	W	3-24-09	Michigan State	East Lansing, Mich.	49-63	L
12-20-03	Northwestern State	Natchitoches, La.	105-53	W	11-25-12	Michigan	Ann Arbor, Mich.	71-54	W
MAINE (3-0)					NEBRASKA (0-1)				
11-25-88	Eastern Washington	Bangor, Maine	79-57	W	12-3-14	Nebraska	Lincoln, Nebraska	54-60	L
11-26-88	San Diego	Bangor, Maine	64-56	W	NEW HAMPSHIRE (2-0)				
12-21-10	Maine	Orono, Maine	75-34	W	12-29-06	Dartmouth	Hanover, N.H.	77-40	W
MARYLAND (15-19)					12-30-06	Boston University	Hanover, N.H.	72-42	W
1-18-79	Maryland	College Park, Md.	55-82	L	NEW JERSEY (6-1)				
2-08-80	North Carolina	College Park, Md.	63-85	L	12-22-79	Princeton	Princeton, N.J.	66-61	W
1-10-81	Maryland	College Park, Md.	68-85	L	12-18-85	Rider	Lawrenceville, N.J.	79-36	W
2-13-83	Maryland	College Park, Md.	68-89	L	12-19-85	Seton Hall	South Orange, N.J.	88-66	W
12-10-83	Maryland	College Park, Md.	54-81	L	3-14-87	Rutgers	Piscataway, N.J.	64-78	L
2-06-85	Maryland	College Park, Md.	63-60	W	12-31-89	Seton Hall	South Orange, N.J.	72-65	W
12-07-85	Maryland	College Park, Md.	60-74	L	12-11-99	Seton Hall	South Orange, N.J.	66-52	W
12-12-86	Maryland	College Park, Md.	64-65	L	12-04-06	Rutgers	New Brunswick, N.J.	85-45	W
1-09-88	Maryland	College Park, Md.	73-83	L	NEW MEXICO (4-0)				
2-04-89	Maryland	College Park, Md.	64-100	L	11-10-00	UCLA	Albuquerque, N.M.	80-52	W
1-05-90	Maryland	College Park, Md.	60-68	L	11-11-00	LSU	Albuquerque, N.M.	56-45	W
2-01-91	Maryland	College Park, Md.	45-44	W	3-29-03	Georgia	Albuquerque, N.M.	66-63	W
2-22-92	Maryland	College Park, Md.	69-74	L	3-31-03	Texas Tech	Albuquerque, N.M.	57-51	W
2-05-93	Maryland	College Park, Md.	71-90	L	NEW YORK (10-1)				
11-29-93	Loyola (MD)	Baltimore, Md.	76-67	W	1-06-83	Manhattan	Manhattan, N.Y.	64-69	L
2-05-94	Maryland	College Park, Md.	50-67	L	1-07-83	Wagner	Staten Island, N.Y.	87-56	W
1-08-95	Maryland	College Park, Md.	80-62	W	12-27-86	Hofstra	Long Island, N.Y.	82-69	W
2-05-96	Maryland	College Park, Md.	52-63	L	12-29-86	St. John's	Jamaica, N.Y.	80-63	W
1-12-97	Maryland	College Park, Md.	64-68	L	12-30-86	Kentucky	Jamaica, N.Y.	68-63	W
1-30-98	Maryland	College Park, Md.	53-54	L	12-25-89	Wagner	Staten Island, N.Y.	66-56	W
1-03-00	Maryland	College Park, Md.	79-61	W	12-28-89	Hofstra	Staten Island, N.Y.	86-48	W
1-14-01	Maryland	College Park, Md.	75-64	W	12-20-95	Manhattan	Manhattan, N.Y.	73-61	W
2-02-02	Maryland	College Park, Md.	66-55	W	12-8-07	Pittsburgh	Manhattan, N.Y.	51-49	W
2-13-05	Maryland	College Park, Md.	60-49	W	12-9-12	St. John's	New York, N.Y.	60-42	W
1-08-06	Maryland	College Park, Md.	86-68	W	1-9-14	Syracuse	Syracuse, N.Y.	86-53	W
2-22-04	Maryland	College Park, Md.	72-59	W	NORTH CAROLINA (300-69)				
2-18-07	Maryland	College Park, Md.	69-57	W	12-03-75	St. Augustine	Durham, N.C.	45-65	L
3-23-08	Murray State	College Park, Md.	78-57	W	12-06-75	Pfeiffer	Durham, N.C.	49-77	L
3-25-08	Arizona State	College Park, Md.	67-59	W	12-09-75	Peace	Raleigh, N.C.	48-81	L
2-22-09	Maryland	College Park, Md.	59-77	L	1-13-76	North Carolina	Chapel Hill, N.C.	53-85	L
1-24-10	Maryland	College Park, Md.	58-57	W	1-15-76	N.C. Central	Durham, N.C.	36-64	L
2-17-11	Maryland	College Park, Md.	47-69	L	2-06-77	Shaw	Durham, N.C.	59-76	L
2-15-12	Maryland	College Park, Md.	61-63	L	12-01-77	UNC Greensboro	Durham, N.C.	57-82	L
2-24-13	Maryland	College Park, Md.	75-79	W	12-03-77	East Carolina	Greenville, N.C.	55-80	L
MASSACHUSETTS (7-2)					12-05-77	Virginia	Durham, N.C.	57-74	L
11-30-91	Fairfield	Cambridge, Mass.	75-68	W	12-08-77	Wake Forest	Durham, N.C.	54-55	L
12-01-91	Harvard	Cambridge, Mass.	86-63	W	1-14-78	Maryland	Durham, N.C.	47-117	L
11-22-00	Boston College	Chestnut Hill, Mass.	67-49	W	11-28-78	UNC Wilmington	Durham, N.C.	71-61	W
1-14-06	Boston College	Chestnut Hill, Mass.	66-52	W	11-30-78	Wake Forest	Winston-Salem, N.C.	66-52	W
1-16-06	Holy Cross	Worcester, Mass.	84-36	W	12-02-78	East Carolina	Greenville, N.C.	66-81	L
2-7-08	Boston College	Chestnut Hill, Mass.	51-41	W	12-04-78	Guilford	Durham, N.C.	82-48	W
2-04-10	Boston College	Chestnut Hill, Mass.	57-61	L	12-07-78	North Carolina	Durham, N.C.	65-82	L
2-9-12	Boston College	Chestnut Hill, Mass.	71-62	W	1-10-79	Catawba	Durham, N.C.	82-33	W
1-6-13	Boston College	Chestnut Hill, Mass.	90-53	W					

GAMES BY LOCATION

2015-16 WOMEN'S BASKETBALL MEDIA GUIDE

1-13-79	Georgia Tech	Durham, N.C.	70-55	W	12-20-88	Stanford	Durham, N.C.	76-91	L
11-29-79	N.C. State	Raleigh, N.C.	55-86	L	1-10-89	North Carolina	Chapel Hill, N.C.	92-93	L (OT)
12-01-79	East Carolina	Durham, N.C.	76-75	W	1-14-89	Maryland	Durham, N.C.	86-87	L
12-06-79	North Carolina	Chapel Hill, N.C.	58-91	L	11-28-89	Appalachian State	Boone, N.C.	73-65	W
12-08-79	UNC Asheville	Durham, N.C.	101-53	W	12-01-89	New Hampshire	Durham, N.C.	82-47	W
12-21-79	St. John's	Durham, N.C.	55-79	L	12-02-89	Boston College	Durham, N.C.	85-64	W
1-05-80	Colorado	Durham, N.C.	64-78	L	12-06-89	Western Carolina	Durham, N.C.	77-64	W
1-11-80	Connecticut	Durham, N.C.	69-81	L	1-03-90	Radford	Durham, N.C.	72-65	W
1-12-80	Georgia State	Durham, N.C.	57-68	L	1-11-90	N.C. State	Durham, N.C.	87-103	L
11-29-80	George Mason	Durham, N.C.	86-50	W	1-13-90	Georgia Tech	Durham, N.C.	72-68	W
12-02-80	UNC Wilmington	Durham, N.C.	78-77	W	11-29-90	East Tennessee State	Durham, N.C.	85-55	W
12-04-80	N.C. State	Durham, N.C.	78-96	L	12-01-90	Harvard	Durham, N.C.	90-76	W
12-06-80	Appalachian State	Durham, N.C.	90-71	W	12-02-90	Purdue	Durham, N.C.	58-69	L
12-08-80	Wake Forest	Durham, N.C.	98-75	W	12-18-90	Charleston	Durham, N.C.	82-54	W
1-08-81	Manhattan	Durham, N.C.	74-54	W	12-28-90	Xavier	Durham, N.C.	73-78	L
1-14-81	Wake Forest	Winston-Salem, N.C.	76-61	W	1-05-91	Virginia	Durham, N.C.	56-92	L
11-20-81	George Washington	Durham, N.C.	82-45	W	1-09-91	N.C. State	Raleigh, N.C.	84-96	L
11-21-81	Marshall	Durham, N.C.	57-58	L	1-12-91	Old Dominion	Durham, N.C.	70-62	W
11-27-81	Georgia Tech	Durham, N.C.	62-50	W	1-15-91	North Carolina	Durham, N.C.	78-72	W
12-01-81	Wake Forest	Winston-Salem, N.C.	60-67	L	11-27-91	UNC Wilmington	Durham, N.C.	94-37	W
12-03-81	North Carolina	Durham, N.C.	47-73	L	12-06-91	Yale	Durham, N.C.	60-55	W
12-08-81	N.C. State	Durham, N.C.	53-70	L	12-07-91	Seton Hall	Durham, N.C.	60-67	L
12-11-81	Virginia Tech	Durham, N.C.	71-58	W	12-11-91	UNC Asheville	Durham, N.C.	100-42	W
1-03-82	Maryland	Durham, N.C.	52-65	L	12-15-91	UNC Greensboro	Durham, N.C.	87-76	W
1-09-82	Georgia Southern	Durham, N.C.	58-64	L	1-02-91	Wisconsin-Green Bay	Durham, N.C.	70-59	W
1-12-82	Wake Forest	Winston-Salem, N.C.	75-52	W	1-03-92	Georgia Tech	Durham, N.C.	80-76	W
1-15-82	James Madison	Greenville, N.C.	75-76	L	1-07-92	N.C. State	Raleigh, N.C.	73-69	W
11-26-82	Eastern Kentucky	Durham, N.C.	74-57	W	1-10-92	Clemson	Durham, N.C.	72-107	L
12-04-82	UNC Charlotte	Durham, N.C.	78-46	W	1-15-92	North Carolina	Chapel Hill, N.C.	54-58	L
12-10-82	Furman	Durham, N.C.	88-51	W	12-01-92	UNC Wilmington	Durham, N.C.	88-52	W
12-11-82	Baptist	Durham, N.C.	86-37	W	12-04-92	Northeastern	Durham, N.C.	64-53	W
12-30-82	Virginia	Durham, N.C.	73-63	W	12-05-92	Virginia Tech	Durham, N.C.	85-63	W
1-11-83	North Carolina	Durham, N.C.	68-84	L	12-08-92	East Tennessee State	Durham, N.C.	114-74	W
1-14-83	San Diego State	Durham, N.C.	82-68	W	12-11-92	UNC Greensboro	Greensboro, N.C.	80-76	W
11-26-83	N.C. Central	Durham, N.C.	103-60	W	12-20-92	Appalachian State	Durham, N.C.	79-76	W
11-27-83	Mars Hill	Durham, N.C.	90-47	W	1-03-93	Florida State	Durham, N.C.	72-84	L
11-29-83	Virginia	Durham, N.C.	58-72	L	1-06-93	Loyola (MD)	Durham, N.C.	61-52	W
12-06-83	Clemson	Durham, N.C.	72-78	L	1-13-93	N.C. State	Raleigh, N.C.	60-77	L
1-14-84	Pennsylvania	Durham, N.C.	74-47	W	11-26-93	Morgan State	Durham, N.C.	116-63	W
1-11-84	North Carolina	Chapel Hill, N.C.	63-72	L	12-04-93	American	Durham, N.C.	104-71	W
11-20-84	N.C. Central	Durham, N.C.	109-53	W	12-05-93	Miami (Ohio)	Durham, N.C.	98-54	W
11-23-84	Furman	Durham, N.C.	103-66	W	12-08-93	Appalachian State	Boone, N.C.	79-66	W
11-28-84	Mars Hill	Durham, N.C.	93-60	W	12-11-93	McNeese State	Durham, N.C.	103-50	W
12-05-84	Wake Forest	Winston-Salem, N.C.	53-64	L	12-30-93	N.C. State	Durham, N.C.	69-66	W
12-08-84	Maryland	Durham, N.C.	68-58	W	1-02-94	Wake Forest	Winston-Salem, N.C.	56-50	W
12-31-84	Clemson	Durham, N.C.	84-76	W	1-05-94	East Carolina	Greenville, N.C.	110-69	W
1-05-85	Virginia	Durham, N.C.	58-75	W	1-12-94	N.C. State	Raleigh, N.C.	70-71	L
1-08-85	North Carolina	Durham, N.C.	63-62	W	1-14-94	Georgia Tech	Durham, N.C.	77-59	W
11-23-85	Maryland-Eastern Shore	Durham, N.C.	85-68	W	11-30-94	UNC Asheville	Durham, N.C.	114-57	W
11-26-85	Cheyney	Durham, N.C.	98-66	W	12-03-94	Wisconsin- Milwaukee	Durham, N.C.	104-34	W
12-04-85	Wake Forest	Durham, N.C.	77-67	W	12-04-94	Indiana State	Durham, N.C.	100-66	W
12-30-85	Indiana State	Durham, N.C.	94-40	W	12-07-94	Florida State	Durham, N.C.	84-68	W
1-04-86	Radford	Durham, N.C.	86-72	W	12-18-94	Princeton	Durham, N.C.	67-64	W
1-07-86	North Carolina	Durham, N.C.	79-78	W	12-21-94	Charleston Southern	Durham, N.C.	101-57	W
12-03-86	Clemson	Durham, N.C.	78-72	W	1-01-95	Manhattan	Durham, N.C.	101-71	W
12-09-86	Winthrop	Durham, N.C.	80-45	W	1-04-95	N.C. State	Durham, N.C.	91-70	W
1-04-87	Old Dominion	Durham, N.C.	63-56	W	11-29-95	UNC Asheville	Asheville, N.C.	95-57	W
1-07-87	North Carolina	Chapel Hill, N.C.	68-76	L	12-04-95	Michigan State	Durham, N.C.	67-52	W
1-10-87	Brigham Young	Durham, N.C.	80-60	W	12-06-95	Florida State	Durham, N.C.	92-30	W
1-14-87	Wake Forest	Winston-Salem, N.C.	72-73	L	12-10-95	Seton Hall	Durham, N.C.	76-66	W
11-27-87	Wisconsin	Durham, N.C.	86-66	W	12-29-95	Kentucky	Greensboro, N.C.	73-54	W
11-30-87	Howard	Durham, N.C.	83-71	W	12-30-95	Syracuse	Greensboro, N.C.	84-40	W
12-10-87	East Tennessee State	Durham, N.C.	86-48	W	1-04-96	N.C. State	Raleigh, N.C.	73-75	W
12-12-87	East Carolina	Greenville, N.C.	68-49	W	1-08-96	Virginia	Durham, N.C.	60-61	L
12-21-87	Harvard	Durham, N.C.	86-61	W	1-11-96	Maryland	Durham, N.C.	57-53	W
1-04-88	Clemson	Durham, N.C.	68-61	W	1-14-96	Wake Forest	Winston-Salem, N.C.	74-64	W
1-12-88	Wake Forest	Winston-Salem, N.C.	57-58	L	11-23-96	UNC Asheville	Durham, N.C.	90-52	W
1-15-88	Georgia Tech	Durham, N.C.	77-71	W (OT)	11-24-96	UNC Greensboro	Durham, N.C.	98-68	W
11-30-88	East Carolina	Durham, N.C.	93-60	W	11-27-96	West Virginia	Durham, N.C.	84-70	W
12-02-88	Cleveland State	Durham, N.C.	100-60	W	11-30-96	Illinois State	Durham, N.C.	85-58	W
12-03-88	James Madison	Durham, N.C.	80-79	W	12-01-96	St. Joseph's	Durham, N.C.	63-46	W
12-05-88	William & Mary	Durham, N.C.	65-47	W	12-07-96	Old Dominion	Durham, N.C.	77-89	L

GAMES BY LOCATION

2015-16 WOMEN'S BASKETBALL MEDIA GUIDE

12-21-96	Manhattan	Durham, N.C.	85-36	W	1-04-05	Holy Cross	Durham, N.C.	101-42	W
12-28-96	Rutgers	Greensboro, N.C.	74-36	W	1-09-05	Virginia Tech	Durham, N.C.	88-67	W
12-29-96	George Washington	Greensboro, N.C.	48-54	L	11-22-05	Fairfield	Durham, N.C.	110-44	W
1-03-97	Florida State	Durham, N.C.	87-46	W	11-25-05	Arkansas State	Durham, N.C.	110-56	W
1-09-97	Wake Forest	Durham, N.C.	82-70	W	11-27-05	Auburn	Durham, N.C.	69-37	W
1-15-97	N.C. State	Raleigh, N.C.	73-86	L	12-04-05	Texas	Durham, N.C.	84-70	W
11-19-97	UNC Greensboro	Durham, N.C.	78-51	W	12-19-05	Ball State	Durham, N.C.	110-24	W
11-22-97	Notre Dame	Durham, N.C.	80-62	W	12-22-05	Colorado State	Durham, N.C.	99-52	W
11-29-97	Southern Illinois	Durham, N.C.	76-54	W	1-02-06	Wake Forest	Durham, N.C.	100-54	W
11-30-97	Illinois	Durham, N.C.	65-77	L	1-05-06	Florida State	Durham, N.C.	87-68	W
12-06-97	Ohio	Durham, N.C.	99-59	W	11-11-06	Northeastern	Durham, N.C.	102-49	W
12-07-97	Michigan	Durham, N.C.	64-63	W	11-21-06	Penn State	Durham, N.C.	70-42	W
12-20-97	UCLA	Durham, N.C.	83-93	L	12-07-06	Vanderbilt	Durham, N.C.	69-48	W
12-22-97	Maryland	Durham, N.C.	65-48	W	12-10-06	Texas	Durham, N.C.	80-52	W
1-02-98	Wake Forest	Winston-Salem, N.C.	73-60	W	1-03-07	Miami	Durham, N.C.	72-42	W
1-04-98	Georgia Tech	Durham, N.C.	87-56	W	1-10-07	Georgia Tech	Durham, N.C.	83-51	W
1-12-98	North Carolina	Chapel Hill, N.C.	74-83	L	1-13-07	Maryland	Durham, N.C.	81-62	W
11-17-98	Virginia Tech	Durham, N.C.	70-72	L	11-18-07	UNC Greensboro	Durham, N.C.	84-39	W
11-23-98	Vanderbilt	Durham, N.C.	79-71	W	11-22-07	Purdue	Durham, N.C.	53-41	W
11-28-98	Marquette	Durham, N.C.	91-60	W	11-23-07	Temple	Durham, N.C.	64-53	W
12-02-98	Florida State	Durham, N.C.	91-72	W	12-06-07	Rutgers	Durham, N.C.	49-44	W
12-08-98	Hampton	Durham, N.C.	83-47	W	12-18-07	Utah Valley	Durham, N.C.	95-61	W
12-12-98	Temple	Durham, N.C.	112-34	W	12-21-07	Bucknell	Durham, N.C.	92-49	W
12-19-98	UNC Asheville	Durham, N.C.	94-27	W	1-03-08	N.C. Central	Durham, N.C.	82-29	W
12-28-98	UCLA	Durham, N.C.	85-80	W	1-11-08	Florida State	Durham, N.C.	70-38	W
1-04-99	Virginia	Durham, N.C.	84-68	W	2-01-08	Virginia Tech	Durham, N.C.	85-50	W
1-07-99	Georgia Tech	Durham, N.C.	113-46	W	11-14-08	Oklahoma St.	Durham, N.C.	77-68	W
1-11-99	Wake Forest	Winston-Salem, N.C.	74-59	W	11-16-08	Maine	Durham, N.C.	98-31	W
1-14-99	Clemson	Durham, N.C.	86-77	W	12-04-08	Iowa	Durham, N.C.	71-47	W
11-15-99	UNC Greensboro	Greensboro, N.C.	72-47	W	12-07-08	Michigan	Durham, N.C.	60-45	W
11-17-99	Boston College	Durham, N.C.	70-77	L	12-16-08	Stanford	Durham, N.C.	56-52	W
11-24-99	Vanderbilt	Durham, N.C.	68-59	W	12-28-08	Quinnipiac	Durham, N.C.	78-50	W
11-27-99	Florida A&M	Durham, N.C.	93-38	W	1-05-09	Temple	Durham, N.C.	87-52	W
11-28-99	Penn State	Durham, N.C.	63-49	W	1-09-09	Miami	Durham, N.C.	73-58	W
12-02-99	Elon	Elon, N.C.	101-44	W	1-12-09	Maryland	Durham, N.C.	68-65	W
12-05-99	Virginia	Durham, N.C.	83-62	W	2-02-09	Boston College	Durham, N.C.	69-58	W
12-30-99	Georgetown	Durham, N.C.	68-53	W	11-19-09	Georgia Southern	Durham, N.C.	69-42	W
1-13-00	Wake Forest	Durham, N.C.	82-48	W	12-03-09	Ohio State	Durham, N.C.	83-67	W
11-25-00	Duquesne	Durham, N.C.	97-66	W	12-06-09	Southern California	Durham, N.C.	78-72	W
11-26-00	Toledo	Durham, N.C.	71-41	W	12-18-09	James Madison	Durham, N.C.	79-65	W
12-30-00	Iowa State	Durham, N.C.	81-63	W	12-28-09	N.C. Central	Durham, N.C.	117-28	W
1-02-01	Wake Forest	Durham, N.C.	81-56	W	1-03-10	Providence	Durham, N.C.	88-63	W
1-11-01	Georgia Tech	Durham, N.C.	86-83	W	1-10-10	Wake Forest	Durham, N.C.	65-51	W
11-11-01	Texas Tech	Durham, N.C.	85-69	W	11-13-10	Brigham Young	Durham, N.C.	69-54	W
11-16-01	Elon	Durham, N.C.	102-52	W	11-15-10	Southern California	Durham, N.C.	75-50	W
11-24-01	Davidson	Durham, N.C.	107-58	W	11-21-10	Western Kentucky	Durham, N.C.	82-55	W
11-25-01	South Carolina	Durham, N.C.	81-87	L (OT)	11-27-10	Charlotte	Charlotte, N.C.	61-55	W
12-16-01	UNC Greensboro	Durham, N.C.	90-58	W	12-06-10	Texas A & M	Durham, N.C.	61-58	W
12-20-01	Liberty	Durham, N.C.	95-53	W	12-09-10	Albany	Durham, N.C.	83-48	W
1-02-02	Maryland	Durham, N.C.	90-74	W	12-12-10	Oklahoma State	Durham, N.C.	73-45	W
1-06-02	Wake Forest	Durham, N.C.	91-46	W	12-21-10	Xavier	Durham, N.C.	46-45	W
1-13-02	N.C. State	Raleigh, N.C.	73-68	W	12-30-10	Temple	Durham, N.C.	71-64	W
11-22-02	East Carolina	Durham, N.C.	108-46	W	1-04-11	Kentucky	Durham, N.C.	54-48	W
11-24-02	Tennessee	Raleigh, N.C.	76-55	W	1-06-11	Maryland	Durham, N.C.	71-64	W
12-06-02	Howard	Durham, N.C.	128-53	W	2-03-11	Boston College	Durham, N.C.	66-53	W
12-08-02	St. Joseph's	Durham, N.C.	82-48	W	12-1-11	Purdue	Durham, N.C.	64-53	W
12-16-02	Charleston Southern	Durham, N.C.	106-38	W	12-4-11	Pittsburgh	Durham, N.C.	92-43	W
12-18-02	Florida International	Durham, N.C.	106-58	W	12-11-11	USC Upstate	Durham, N.C.	93-35	W
1-06-03	Clemson	Durham, N.C.	69-53	W	12-20-11	UNC Wilmington	Durham, N.C.	107-45	W
11-21-03	Elon	Durham, N.C.	108-26	W	1-2-12	Virginia	Durham, N.C.	77-66	W
11-23-03	Purdue	Raleigh, N.C.	93-63	W	1-6-12	Wake Forest	Winston-Salem, N.C.	76-58	W
11-30-03	Auburn	Durham, N.C.	66-57	W	1-8-12	N.C. State	Durham, N.C.	83-59	W
12-05-03	Wake Forest	Durham, N.C.	88-55	W	1-13-12	Florida State	Durham, N.C.	73-66	W
12-14-03	Tulsa	Durham, N.C.	90-36	W	1-22-12	Maryland	Durham, N.C.	80-72	W
1-05-04	Florida State	Durham, N.C.	79-66	W	1-30-12	Connecticut	Durham, N.C.	45-61	L
1-11-04	North Carolina	Durham, N.C.	79-57	W	2-2-12	Wake Forest	Durham, N.C.	75-43	W
11-12-04	Davidson	Durham, N.C.	89-69	W	2-6-12	North Carolina	Durham, N.C.	96-56	W
11-14-04	South Florida	Durham, N.C.	82-50	W	2-15-12	Virginia Tech	Durham, N.C.	67-45	W
11-19-04	Penn State	Durham, N.C.	66-58	W	2-24-12	Miami	Durham, N.C.	74-64	W
12-04-04	Pacific	Durham, N.C.	86-30	W	2-26-12	North Carolina	Chapel Hill, N.C.	69-63	W
12-12-04	Liberty	Durham, N.C.	83-48	W	3-2-12	N.C. State	Greensboro, N.C.	73-75	L
12-15-04	Jacksonville State	Durham, N.C.	99-36	W	11-17-12	Presbyterian	Durham, N.C.	84-45	W

GAMES BY LOCATION


2015-16 WOMEN'S BASKETBALL MEDIA GUIDE

11-18-12	Iona	Durham, N.C.	100-31	W	OKLAHOMA (2-1)				
11-23-12	Valparaiso	Durham, N.C.	90-45	W	3-30-08	Texas A&M	Oklahoma City, Okla.	63-77	L
12-2-12	California	Durham, N.C.	77-63	W	12-12-10	Oklahoma State	Stillwater, Okla.	73-45	W
12-6-12	Georgia Tech	Durham, N.C.	85-52	W	12-8-13	Oklahoma	Norman, Okla.	94-85	
12-30-12	Monmouth	Durham, N.C.	72-32	W					
1-3-13	N.C. State	Raleigh, N.C.	67-57	W	PENNSYLVANIA (9-5)				
1-10-13	Clemson	Durham, N.C.	82-45	W	11-21-80	St. Joseph's	Philadelphia, Pa.	57-84	L
1-13-13	Wake Forest	Winston-Salem, N.C.	73-44	W	11-22-80	LaSalle	Philadelphia, Pa.	74-91	L
1-16-13	Virginia Tech	Durham, N.C.	58-26	W	12-27-85	Washington	Villanova, Pa.	71-83	L
1-27-13	Boston College	Durham, N.C.	80-56	W	12-28-85	Cheyney	Villanova, Pa.	100-56	W
1-31-13	Miami	Durham, N.C.	82-43	W	12-28-94	James Madison	Philadelphia, Pa.	75-63	W
2-3-13	North Carolina	Chapel Hill, N.C.	84-63	W	12-29-94	St. Joseph's	Philadelphia, Pa.	67-64	W
2-11-13	Maryland	Durham, N.C.	71-56	W	11-20-00	Penn State	University Park, Pa.	88-87	W
2-17-13	Wake Forest	Durham, N.C.	81-70	W	11-18-05	Penn State	University Park, Pa.	93-67	W
2-22-13	Florida State	Durham, N.C.	61-50	W	12-02-07	Penn State	University Park, Pa.	84-86	L
3-3-13	North Carolina	Durham, N.C.	65-58	W	12-31-09	Temple	Philadelphia, Pa.	70-62	W
3-8-13	N.C. State	Greensboro, N.C.	70-58	W	11-24-10	Pittsburgh	Pittsburgh, Pa.	93-55	W
3-9-13	Florida State	Greensboro, N.C.	72-66	W	3-27-11	DePaul	Philadelphia, Pa.	70-63	W
3-10-13	North Carolina	Greensboro, N.C.	92-73	W	3-29-11	Connecticut	Philadelphia, Pa.	40-75	L
3-24-13	Hampton	Durham, N.C.	67-51	W	12-30-11	Temple	Philadelphia, Pa.	65-54	W
3-26-13	Oklahoma State	Durham, N.C.	68-59	W					
11-14-13	USC Upstate	Durham, N.C.	123-40	W	PUERTO RICO (2-1)				
11-17-13	Alabama	Durham, N.C.	92-57	W	11-28-97	Detroit	San Juan, Puerto Rico	87-65	W
11-21-13	Vanderbilt	Durham, N.C.	88-69	W	11-29-97	Southern Illinois	San Juan, Puerto Rico	76-54	W
12-5-13	Purdue	Durham, N.C.	99-78	W	11-30-97	Illinois	San Juan, Puerto Rico	65-77	L
12-17-13	Connecticut	Durham, N.C.	61-83	L					
12-19-13	Albany	Durham, N.C.	80-51	W	RHODE ISLAND (3-0)				
1-2-14	Old Dominion	Durham, N.C.	87-63	W	12-05-87	Southern California	Providence, R.I.	78-75	W
1-12-14	Boston College	Durham, N.C.	78-57	W	12-06-87	Providence	Providence, R.I.	87-75	W
1-16-14	Virginia	Durham, N.C.	90-55	W	12-31-08	Providence	Providence, R.I.	66-49	W
1-26-14	Pittsburgh	Durham, N.C.	111-67	W					
2-2-14	Notre Dame	Durham, N.C.	67-88	L	SOUTH CAROLINA (18-22)				
2-10-14	North Carolina	Durham, N.C.	78-89	L	1-11-78	Clemson	Clemson, S.C.	59-118	L
2-17-14	Maryland	Durham, N.C.	84-63	W	12-03-79	Furman	Greenville, S.C.	90-56	W
2-20-14	N.C. State	Durham, N.C.	83-70	W	1-09-80	Clemson	Clemson, S.C.	56-111	L
2-27-14	Wake Forest	Durham, N.C.	71-56	W	2-12-81	Maryland	Clemson, S.C.	49-72	L
3-2-14	North Carolina	Chapel Hill, N.C.	60-64	L	1-23-82	Clemson	Clemson, S.C.	59-84	L
3-7-14	Georgia Tech	Greensboro, N.C.	82-52	W	12-01-82	Clemson	Clemson, S.C.	72-70	W
3-8-14	North Carolina	Greensboro, N.C.	66-61	W	1-17-84	Clemson	Clemson, S.C.	73-79	L
3-9-14	Notre Dame	Greensboro, N.C.	53-69	L	1-13-86	Clemson	Clemson, S.C.	93-77	W
3-22-14	Winthrop	Durham, N.C.	87-45	W	2-09-87	Clemson	Clemson, S.C.	76-79	L
3-23-14	DePaul	Durham, N.C.	65-74	L	2-01-88	Clemson	Clemson, S.C.	65-78	L
11-23-14	Marquette	Durham, N.C.	83-51	W	1-02-89	Clemson	Clemson, S.C.	55-69	L
11-25-14	Buffalo	Durham, N.C.	88-54	W	1-29-90	Clemson	Clemson, S.C.	49-64	L
11-28-14	Stony Brook	Durham, N.C.	72-42	W	1-28-91	Clemson	Clemson, S.C.	49-63	L
12-7-14	South Carolina	Durham, N.C.	50-51	L	2-29-92	Clemson	Clemson, S.C.	59-63	L
12-17-14	Oklahoma	Durham, N.C.	92-72	W	3-06-92	Wake Forest	Rock Hill, S.C.	61-52	W
12-19-14	UMass Lowell	Durham, N.C.	95-48	W	3-07-92	Virginia	Rock Hill, S.C.	55-81	L
12-21-14	Kentucky	Durham, N.C.	89-68	W	1-31-93	Clemson	Clemson, S.C.	63-88	L
1-2-15	N.C. A&T	Durham, N.C.	87-36	W	3-05-93	Wake Forest	Rock Hill, S.C.	69-70	L
1-4-15	Wake Forest	Durham, N.C.	70-63	W	01-23-94	Clemson	Clemson, S.C.	74-67	W
1-8-15	Syracuse	Durham, N.C.	74-72	W	03-05-94	Maryland	Rock Hill, S.C.	45-60	L
1-15-15	Virginia Tech	Durham, N.C.	75-40	W	02-01-95	Clemson	Clemson, S.C.	64-78	L
1-18-15	Miami	Durham, N.C.	68-53	W	03-03-95	Clemson	Rock Hill, S.C.	78-71	W
1-25-15	North Carolina	Chapel Hill, N.C.	74-67(OT)	W	03-04-95	Virginia	Rock Hill, S.C.	83-82	W
1-29-15	Pittsburgh	Durham, N.C.	62-45	W	03-05-95	North Carolina	Rock Hill, S.C.	70-95	L
2-2-15	Louisville	Durham, N.C.	66-58	W	02-19-96	Clemson	Clemson, S.C.	75-65	W
2-5-15	Wake Forest	Winston-Salem, N.C.	70-53	W	3-01-96	Wake Forest	Rock Hill, S.C.	67-61	W
2-8-15	Clemson	Durham, N.C.	89-60	W	3-02-96	N.C. State	Rock Hill, S.C.	79-62	W
2-22-15	N.C. State	Raleigh, N.C.	59-72	L	3-03-96	Clemson	Rock Hill, S.C.	54-71	L
3-1-15	North Carolina	Durham, N.C.	81-80	W	2-16-97	Clemson	Clemson, S.C.	69-72	L
3-6-15	Wake Forest	Greensboro, N.C.	77-68	W	12-13-97	Clemson	Clemson, S.C.	61-72	L
3-7-15	Notre Dame	Greensboro, N.C.	49-55	L	2-14-99	Clemson	Clemson, S.C.	75-80	L
3-20-15	Albany	Durham, N.C.	54-52	W	2-21-00	Clemson	Clemson, S.C.	59-44	W
3-21-15	Mississippi State	Durham, N.C.	64-56	W	12-09-00	Clemson	Clemson, S.C.	75-93	L
					1-10-02	Clemson	Clemson, S.C.	81-58	W
					2-06-03	Clemson	Clemson, S.C.	61-49	W
OHIO (4-1)					2-02-04	Clemson	Clemson, S.C.	78-60	W
1-02-81	Cincinnati	Cincinnati, Ohio	64-86	L	1-26-06	Clemson	Clemson, S.C.	97-65	W
1-03-81	Dayton	Dayton, Ohio	78-99	L	2-13-08	Clemson	Clemson, S.C.	83-54	W
1-05-81	Xavier	Cincinnati, Ohio	74-46	W	1-27-12	Clemson	Clemson, S.C.	81-37	W
11-18-01	Toledo	Toledo, Ohio	65-71	L	1-24-13	Clemson	Clemson, S.C.	60-46	W
11-25-12	Xavier	Cincinnati, Ohio	82-59	W					


GAMES BY LOCATION

2015-16 WOMEN'S BASKETBALL MEDIA GUIDE


2-6-14	Clemson	Clemson, S.C.	78-51	W	1-31--89	Richmond	Richmond, Va.	70-87	L
					12-09-89	William & Mary	Williamsburg, Va.	65-62	W
					12-18-89	Old Dominion	Norfolk, Va.	78-92	L
ST. THOMAS (8-1)					2-10-90	Virginia	Charlottesville, Va.	62-86	L
11-28-02	Hampton	St. Thomas, USVI	71-34	W	2-09-91	Virginia	Charlottesville, Va.	61-86	L
11-29-02	Old Dominion	St. Thomas, USVI	65-52	W	2-15-92	Virginia	Charlottesville, Va.	48-93	L
11-30-02	Arkansas	St. Thomas, USVI	74-72 (OT)	W	1-09-93	Virginia	Charlottesville, Va.	57-76	L
11-22-07	Purdue	St. Thomas, USVI	53-41	W	1-23-93	Radford	Radford, Va.	59-58	W
11-23-07	Temple	St. Thomas, USVI	64-53	W	2-12-94	Virginia	Charlottesville, Va.	60-73	L
11-24-07	Connecticut	St. Thomas, USVI	48-74	L	11-26-94	Montana	Norfolk, Va.	89-49	W
11-28-13	Xavier	St. Thomas, USVI	81-54	W	11-27-94	Old Dominion	Norfolk, Va.	59-64	L
11-29-13	Central Michigan	St. Thomas, USVI	97-64	W	1-10-95	Virginia	Charlottesville, Va.	62-78	L
11-30-13	Kansas	St. Thomas, USVI	73-40	W	2-10-96	Virginia	Charlottesville, Va.	72-69	W
TENNESSEE (9-4)					12-07-96	Old Dominion	Richmond, Va.	77-89	L
3-12-82	East Tennessee State	Johnson City, Tenn.	74-73	W	12-08-96	Richmond	Richmond, Va.	89-60	W
3-13-82	Vanderbilt	Johnson City, Tenn.	57-75	L	1-06-97	Virginia	Charlottesville, Va.	55-62	L
11-23-99	Vanderbilt	Nashville, Tenn.	79-71	W	2-22-98	Virginia	Charlottesville, Va.	85-78	W
12-02-04	Tennessee	Knoxville, Tenn.	59-57	W	2-04-99	Virginia	Charlottesville, Va.	66-56	W
3-26-05	Georgia	Chattanooga, Tenn.	63-57	W	12-08-99	Virginia Tech	Blacksburg, Va.	70-61	W
3-28-05	LSU	Chattanooga, Tenn.	49-59	L	1-30-00	Virginia	Charlottesville, Va.	49-61	L
11-28-07	Vanderbilt	Nashville, Tenn.	55-68	L	3-25-00	LSU	Richmond, Va.	66-79	L
1-22-07	Tennessee	Knoxville, Tenn.	74-70	W	12-03-00	George Mason	Fairfax County, Va.	88-69	W
2-16-09	Tennessee	Knoxville, Tenn.	62-54	W	1-22-01	Virginia	Charlottesville, Va.	71-68	W
3-27-10	San Diego State	Memphis, Tenn.	66-58	W	12-06-01	Virginia	Charlottesville, Va.	107-73	W
3-29-10	Baylor	Memphis, Tenn.	48-51	L	1-09-03	Virginia	Charlottesville, Va.	60-59	W
3-18-12	Samford	Nashville, Tenn.	82-47	W	1-18-04	Virginia	Charlottesville, Va.	63-52	W
3-20-12	Vanderbilt	Nashville, Tenn.	96-80	W	3-28-04	Louisiana Tech	Norfolk, Va.	63-49	W
TEXAS (9-6)					3-30-04	Minnesota	Norfolk, Va.	75-82	L
3-20-86	West Texas State	Amarillo, Texas	68-67	W	1-14-05	Virginia	Charlottesville, Va.	87-65	W
3-21-86	Northwestern State	Amarillo, Texas	88-89	L	11-20-05	Old Dominion	Norfolk, Va.	93-56	W
3-22-86	Notre Dame	Amarillo, Texas	67-74	L	2-06-06	Virginia Tech	Blacksburg, Va.	73-62	W
12-07-91	San Antonio	San Marcos, Texas	71-68	W	3-19-06	Southern	Norfolk, Va.	96-27	W
12-08-91	Southwest Texas State	San Marcos, Texas	68-57	W	3-21-06	Southern California	Norfolk, Va.	85-51	W
11-17-96	Texas A&M	College Station, Texas	73-83	L	1-07-07	Virginia Tech	Blacksburg, Va.	86-54	W
3-29-02	Oklahoma	San Antonio, Texas	71-86	L	2-02-07	Virginia	Charlottesville, Va.	76-61	W
12-27-02	Detroit Mercy	South Padre Island, Texas	92-52	W	2-22-08	Virginia Tech	Blacksburg, Va.	72-60	W
12-29-02	Iowa State	South Padre Island, Texas	88-59	W	1-16-09	Virginia Tech	Blacksburg, Va.	57-52	W
12-4-05	Texas	Austin, Texas	84-70	W	2-12-15	Virginia	Charlottesville, Va.	71-45	W
12-6-05	TCU	Austin, Texas	92-52	W	2-05-09	Virginia	Charlottesville, Va.	81-67	W
12-28-07	Houston	Houston, Texas	84-68	W	2-14-10	Virginia Tech	Blacksburg, Va.	65-53	W
11-13-09	Houston Baptist	Houston, Texas	104-35	W	11-30-10	James Madison	Harrisonburg, Va.	75-58	W
11-15-09	Texas A&M	College Station, Texas	77-95	L	1-16-11	Virginia Tech	Blacksburg, Va.	57-43	W
11-30-14	Texas A&M	College Station, Texas	59-63	L	2-24-11	Virginia	Charlottesville, Va.	71-48	W
UTAH (1-0)					1-15-12	Virginia Tech	Blacksburg, Va.	61-34	W
11-11-11	Brigham Young	Provo, Utah	61-55	W	2-8-13	Virginia	Charlottesville, Va.	62-41	W
VIRGINIA (41-26)					2-14-13	Virginia Tech	Blacksburg, Va.	77-33	W
1-20-78	Virginia Commonwealth	Richmond, Va.	65-59	W	3-31-13	Nebraska	Norfolk, Va.	53-45	W
2-09-78	Maryland	Charlottesville, Va.	39-103	L	4-2-13	Notre Dame	Norfolk, Va.	76-87	L
12-12-78	Virginia Commonwealth	Richmond, Va.	70-57	W	1-19-14	Virginia Tech	Blacksburg, Va.	74-70	W
1-24-79	Virginia	Charlottesville, Va.	61-68	L	11-20-14	Old Dominion	Norfolk, Va.	82-66	W
1-24-79	Wake Forest	Charlottesville, Va.	80-70	W	WASHINGTON (1-3)				
11-25-79	Virginia	Charlottesville, Va.	58-74	L	12-27-92	Drake	Seattle, Wash.	71-58	W
12-10-80	Virginia	Charlottesville, Va.	57-73	L	12-28-92	Washington	Seattle, Wash.	48-72	L
1-24-81	Virginia Tech	Blacksburg, Va.	55-66	L	3-24-01	SW Missouri State	Spokane, Wash.	71-81	L
2-05-83	Virginia	Charlottesville, Va.	63-66	L	3-28-15	Maryland	Spokane, Washington	55-65	L
1-28-84	Richmond	Richmond, Va.	81-71	W	WISCONSIN (1-0)				
2-04-84	Virginia	Charlottesville, Va.	55-82	L	12-2-10	Wisconsin	Madison, Wis.	59-51	W
12-01-84	Radford	Radford, Va.	83-64	W	11-24-13	Marquette	Milwaukee, Wis.	78-61	W
2-02-85	Virginia	Charlottesville, Va.	66-74	L					
11-30-85	George Mason	Fairfax County, Va.	85-66	W					
12-01-85	Richmond	Richmond, Va.	99-65	W					
1-18-86	Virginia	Charlottesville, Va.	76-90	L					
1-24-87	Virginia	Charlottesville, Va.	43-71	L					
2-10-88	Old Dominion	Norfolk, Va.	83-81	W					
2-27-88	Virginia	Charlottesville, Va.	67-79	L					
12-09-88	Connecticut	Richmond, Va.	83-69	W					
12-10-88	Virginia Commonwealth	Richmond, Va.	83-76	W					
1-07-89	Virginia	Charlottesville, Va.	66-78	L					

Who is the team's best lockerroom dancer? 


Player	Votes
Kendall Cooper	7
Azurá Stevens	4
Crystal Primm	2

Who talks the most about her high school days? 


Player	Votes
Odeh Chidom	11
Crystal Primm	2

Who is the best dressed on the team? 


Player	Votes
Erin Mathias	8
Amber Henson	4
Lexie Brown	1

Who would win \$1 million on Survivor? 


Player	Votes
Rebecca Greenwell	12
Kyra Lambert	1

Who has the most friends on campus? 


Player	Votes
Odeh Chidom	13

Who would love to be on a reality TV Show? 


Player	Votes
Lexie Brown	8
Kendall Cooper, Faith Suggs	2
Lyneé Belton	1

Who is the slowest in the locker room and training room? 


Player	Votes
Azurá Stevens	6
Crystal Primm, Faith Suggs	2
Kyra Lambert, Odeh Chidom, Haley Gorecki	1

Who has the biggest sweet tooth? 


Player	Votes
Faith Suggs	3
K. Cooper, A. Stevens, L. Belton	2
M. Riggs, R. Greenwell, E. Mathias, A. Henson	1

Which teammate is the biggest teacher's pet? 


Player	Votes
Kyra Lambert	7
Azurá Stevens, Odeh Chidom	2
Mercedes Riggs	1

Which teammate is the most inspiring? 


Player	Votes
Amber Henson	7
Becca Greenwell	4
Kyra Lambert, Mercedes Riggs	1

Who has the craziest pregame ritual? 


Player	Votes
Lyneé Belton	5
Azurá Stevens	2
Amber Henson, Mercedes Riggs	1

Who has the worst sense of direction? 


Player	Votes
Haley Gorecki	7
Odeh Chidom	2
K. Cooper, A. Salvadores, L. Belton, K. Lambert	1

Who has the best smile? 


Player	Votes
Kyra Lambert	6
Kendall Cooper, Amber Henson	2
Haley Gorecki, Crystal Primm, Mercedes Riggs	1

Which teammate makes me laugh the hardest? 


Player	Votes
Kendall Cooper	9
Azurá Stevens	4

Who is most likely to become the first female president? 


Player	Votes
Amber Henson	9
Mercedes Riggs	2
Haley Gorecki, Kyra Lambert	1

Which teammate would you most like to be for a day? 


Player	Votes
Angela Salvadores	4
Rebecca Greenwell	3
Amber Henson	3
Azurá Stevens	2

Who watches the most television on the team? 


Player	Votes
Lexie Brown	6
Erin Mathias	3
Kendall Cooper	2
Faith Suggs, Amber Henson	1

Which player could win on "Jeopardy"? 


Player	Votes
Kyra Lambert	4
Mercedes Riggs	3
Amber Henson, Erin Mathias	2
R. Greenwell, A. Stevens	1

Who is most likely to walk into someone while texting? 


Player	Votes
Faith Suggs	5
Crystal Primm, Lyneé Belton	3
Odeh Chidom, Kendall Cooper	1

Who is the most competitive (hates losing the most)? 


Player	Votes
Lexie Brown	11
Kyra Lambert, Amber Henson	1

Which teammate keeps her locker the neatest? 


Player	Votes
Mercedes Riggs	7
Amber Henson	4
Kyra Lambert, Crystal Primm	1

Which teammate would you want to take a half-court shot to win the game? 


Player	Votes
Rebecca Greenwell	9
Kyra Lambert	3
Mercedes Riggs	1

Who spends the most time on Facebook/Twitter/Instagram? 

Player	Votes
Lexie Brown	10
Faith Suggs	2
Kendall Cooper	1

Which teammate does the best impression of Coach P? 

Player	Votes
Amber Henson	11
Lexie Brown, Kendall Cooper	1

Which teammate talks on the phone the most? 

Player	Votes
Faith Suggs	4
Mercedes Riggs, Kyra Lambert	3
Lyneé Belton	2



2015-16 Duke Women's Basketball

Back Row (Left to Right): Kate Senger, Bobby Sorrell, Lauren Rice, Michele Van Gorp, Summer McKeehan, Heather Ryan;
 Middle Row (Left to Right): Assistant Coach Hermando Planells, Assistant Coach Rene Haynes, Haley Gorecki, Lyneé Belton, Oderah Chidom, Azurá Stevens,
 Erin Mathias, Kendall Cooper, Faith Suggs, Assistant Coach Al Brown, Head Coach Joanne P. McCallie;
 Front Row (Left to Right): Kyra Lambert, Lexie Brown, Mercedes Riggs, Amber Henson, Rebecca Greenwell, Crystal Primm, Angela Salvadores



2015-16 SCHEDULE

OCT. 24	(SAT)	BLUE/WHITE SCRIMMAGE		1:00 P.M.
NOV. 5	(THUR)	PFEIFFER (EXH)		7:00 P.M.
NOV. 8	(SUN)	SAINT LEO (EXH)		1:00 P.M.
Nov. 13	(Fri)	at Penn		8:00 p.m.
NOV. 15	(SUN)	WINTHROP	BDN+	6:00 P.M.
NOV. 18	(WED)	TEXAS A&M	ESPN3	7:00 P.M.
NOV. 22	(SUN)	ARMY	BDN+	2:00 P.M.

Cancun Challenge (Cancun, Mexico)

Nov. 26	(Thur)	vs. Idaho		1:30 p.m.
Nov. 27	(Fri)	vs. Iowa State		1:30 p.m.
Nov. 28	(Sat)	vs. Texas State		1:30 p.m.

ACC/BIG TEN CHALLENGE PRESENTED BY DICK'S SPORTING GOODS

DEC. 3	(THUR)	MINNESOTA	ESPN3	7:00 P.M.
Dec. 6	(Sun)	at South Carolina	ESPN2	2:00 p.m.
DEC. 14	(MON)	UMASS	BDN+	7:00 P.M.
DEC. 17	(THUR)	LIBERTY	BDN+	7:00 P.M.
Dec. 20	(Sun)	at Kentucky	SEC	7:00 p.m.
DEC. 29	(TUE)	WESTERN CAROLINA	BDN+	7:00 P.M.
DEC. 31	(THUR)	UNC WILMINGTON	BDN+	2:00 P.M.
Jan. 3	(Sun)	at Syracuse	ESPNU	1:00 p.m.
JAN. 7	(THUR)	WAKE FOREST	ESPN3	7:00 P.M.
Jan. 10	(Sun)	at Louisville	ESPN2/3	TBA
JAN. 14	(THUR)	NC STATE	RSN	7:00 P.M.
JAN. 17	(SUN)	BOSTON COLLEGE	ESPN3	2:00 P.M.
Jan. 21	(Thur)	at Clemson		7:00 p.m.
JAN. 24	(SUN)	NORTH CAROLINA	RSN	3:00 P.M.
Jan. 28	(Thur)	at Pittsburgh	ESPN3	7:00 p.m.
FEB. 1	(MON)	NOTRE DAME	ESPN2	6:00 P.M.
FEB. 4	(THUR)	VIRGINIA	ESPN3	7:00 P.M.
Feb. 7	(Sun)	at Miami	RSN	1:00 p.m.
FEB. 11	(THUR)	FLORIDA STATE	ESPN3	7:00 P.M.
Feb. 14	(Sun)	at Wake Forest		2:00 p.m.
Feb. 18	(Thur)	at Virginia Tech	ESPN3	7:00 p.m.
FEB. 21	(SUN)	GEORGIA TECH	BDN+	2:00 P.M.
Feb. 28	(Sun)	at North Carolina	ESPN2/3	3:00 p.m.

ACC Tournament (Greensboro, N.C.)

Mar. 2-6	(Wed-Sun)	at ACC Tournament	TBA	TBA
----------	-----------	-------------------	-----	-----

NCAA Tournament

Mar. 19-22	(Sat-Tue)	NCAA First & Second Rounds	TBA	
Mar. 26-29	(Sat-Tue)	NCAA Regionals	TBA	TBA
Apr. 3, 5	(Sun, Tue)	NCAA Final Four (Indianapolis, Ind.)	ESPN	TBA

* - Denotes ACC Contest; All game times are EST; **BOLD/CAPS** Home Games;
BDN+ - Blue Devil Network; SEC - SEC Network