

DUKE




Rebecca
GREENWELL
SR - G
ALL-AMERICA
CANDIDATE



Lexie
BROWN
SR - G
ALL-AMERICA
CANDIDATE



Erin
MATHIAS
SR - F/C



2017-18 BASKETBALL

GODUKE.COM    **DUKEWBB**

2017-18 Duke Radio/Television Roster



2 - Haley Gorecki
G • R-SO • 6-0
Palatine, Ill.
(William Fremd H.S.)



4 - Lexie Brown
G • R-SR • 5-9
Suwanee, Ga.
(North Gwinnett/Maryland)



5 - Leaonna Odom
F • SO • 6-2
Lompoc, Calif.
(Chaminade)



11 - Sofia Roma
C • R-JR • 6-2
Richmond Hill, N.Y.
(Wagner College)



12 - Mikayla Boykin
G • FR • 5-9
Clinton, N.C.
(Clinton)



14 - Faith Suggs
G/F • JR • 6-1
Flossmoor, Ill.
(Homewood Flossmoor)




15 - Kyra Lambert
G • JR • 5-9
Cibolo, Texas
(Samuel Clemens)



21 - Bego Faz Davalos
C • R-SR • 6-3
San Luis Potosi, Mexico
(Technologico De Monterrey/
Fresno State)




23 - Rebecca Greenwell
G • R-SR • 6-1
Owensboro, Ky.
(Owensboro Catholic)



25 - Jade Williams
F/C • FR • 6-5
The Colony, Texas
(The Colony)



30 - Emily Schubert
C • R-FR • 6-4
Elizabethton, Tenn.
(Elizabethton)



32 - Jayda Adams
G • FR • 6-0
Irvine, Calif.
(Mater Dei)



35 - Erin Mathias
F/C • SR • 6-4
Pittsburgh, Pa.
(Fox Chapel Area)



44 - Madison Treece
F • FR • 6-4
St. Peters, Mo.
(Rock Bridge)



Joanne P. McCallie
Head Coach
11th Season at Duke



Hernando Planells
Associate Head Coach
6th Season at Duke



Rene Haynes
Assistant Coach
4th Season at Duke



Sam Miller
Assistant Coach
3rd Season at Duke

Table of Contents

► Media Information	2-12
Media Information	2
Duke Sports Information	3
2017-18 Schedule	4
2017-18 Roster	5
Squad Breakdown	6
Duke Quick Facts	6
Opponent Quick Facts	7-11
2018 ACC Tournament	12
► Meet the Blue Devils	14-36
Lexie Brown	14-16
Bego Faz Davalos	17-18
Rebecca Greenwell	19-21
Sofia Roma	22-23
Erin Mathias	24-25
Haley Gorecki	26-27
Kyra Lambert	28-29
Faith Suggs	30-31
Leaonna Odom	32-33
Jayda Adams	34
Mikayla Boykin	34
Emily Schubert	35
Madison Treece	35
Jade Williams	36
► The Staff	38-58
Head Coach Joanne P. McCallie	38-42
Coach P Versus the Opponents	43-46
Coach P Versus the Conferences	47
Associate Head Coach Hernando Planells	48
Assistant Coach Rene Haynes	49
Assistant Coach Sam Miller	50
The Support Staff	51-56
Vice President & Director of Athletics Kevin White	57
Senior Administration	58
► Season Review	60-70
2016-17 Season Review	60-62
Season Results and Statistics	63-64
Box Scores	65-70

► Duke Tradition	72-90
Honors/Awards	72-76
Coaching Honors	76
Academic Honors	77
Letterwinners	78-79
All-Time Jersey Numbers	80
Retired Jerseys	81
Year-by-Year Coaching Staffs	82
Duke in the ACC Tournament & WNIT	83-84
Duke in the NCAA Tournament	85
In-Season Tournament Results	86
Duke in the Associated Press Rankings	87
Duke in the USA Today Coaches Poll Rankings	88
Duke in the WNBA	89
International Hoops	90
► The Record Book	92-158
Team Records	92-95
Opponent Team Records	96-97
Individual Records	98-104
Freshman Records	105-107
Cameron Indoor Stadium Records	108
Cameron Indoor Stadium Attendance and Year-by-Year	109
Box Scores from Record-Breaking Games	110-113
Duke's NCAA Tournament Records	114-116
Duke's NCAA Tournament Box Scores	117-130
1,000-Point Scorers	131-135
Year-by-Year Leaders	136
All-Time Player Statistics	137-153
Year-by-Year Team/Player Statistics	154-158
► All-Time Results	160-182
Year-by-Year Results	160-167
Duke Year-by-Year Record	168
Duke Versus Ranked Opponents	169-170
All-Time Series Results	171-180
100-Point Games	180
Series Results	181
Duke Versus the Conferences	182

Women's Basketball Contact

Information about the 2017-18 Duke University women's basketball team will be coordinated by senior associate sports information director **Lindy Brown** along with sports information staff assistant **Sarah Leggett**. All interview requests for student-athletes and coaches should be made to Lindy Brown at (919) 684-2664 or lindy.brown@duke.edu.

Twitter/Instagram

For the latest updates on Duke women's basketball make sure you follow "@DukeWBB" on Twitter. Just head to <http://twitter.com/DukeWBB> and sign up now for free. Fans can also follow head coach Joanne P. McCallie by following @CoachPDuke as well. On Duke's Twitter page, you will find behind-the-scenes information, pictures, chances to win free prizes and other information you won't find anywhere else.

Follow "DukeWBB" on Instagram as well for behind-the-scenes pictures and video.

Facebook

"Like" the Duke women's basketball fan page on Facebook. There you will find a schedule, results, photos, links to articles, videos and much more. "Like" it now as it is free so you don't miss the latest happenings with Duke women's basketball. If you do not have a Facebook account, just go to www.facebook.com and sign up today.

Credits

The 2017-18 Duke Women's Basketball Media Guide is a publication of the Duke Sports Information Office.

Editors: Lindy Brown (Senior Associate SID), Sam Klein (Student Assistant), Sarah Leggett (Staff Assistant)

Editorial Contributors: Barry Uhrman, Rob Clough, Duke sports information students

Photography: Reagan Lunn, Duke Athletics

Printing: Telepathic Graphics; Raleigh, N.C.

Media Information

The 2017-18 edition of the Duke University women's basketball guide has been published to provide pertinent information concerning Blue Devil basketball and to assist the media in its continuing coverage of Duke women's basketball.

Services

The Duke Sports Information staff will provide programs, pregame notes and statistics, halftime and final box scores, game play-by-play, postgame notes and postgame quotes to all credentialed media. Statistics will be distributed at halftime and following the game. Phones will be available for the working press located in the media room located in Cameron Indoor Stadium. The fax number is (919) 684-2489. Wireless access will be available with the username and password posted in the media room.

Email

The Duke sports information office has the capability to send out releases via email. If you would like to receive Duke women's basketball information through this channel, please call or email senior associate sports information director Lindy Brown at (919) 684-2664 or lindy.brown@duke.edu.

Coach P & Player Interviews

Duke head coach Joanne P. McCallie is generally available following practice. Player interviews during the week must be arranged through the sports information office by calling Lindy Brown at (919) 684-2664 or via email (lindy.brown@duke.edu). Phone interviews with out-of-town media can also be arranged. All interview requests should be made at least one day in advance and the best time for interviews is generally before or after practice.

Ticket Information

Tickets to Duke women's basketball games can be purchased through the Duke Ticket Office by calling (919) 681-2583 or (877) 375-3853. Tickets can also be purchased online at www.GoDuke.com.

Credentials

All media and photographers attending Duke basketball home games must wear proper media credentials. Requests for credentials should be made in advance by mail, email or fax on company stationery and directed to senior associate sports information director Lindy Brown. Duke reserves the right to refuse any credential request deemed not to be in the best interest of the university.

Facilities

All home Blue Devil basketball games are played at Cameron Indoor Stadium, located at the end of Whitford Drive across from Wallace Wade Stadium. Cameron Indoor Stadium can also be reached from Towerview Road.

Parking

Parking for the media is available for home contests. Working press can request parking passes from senior associate sports information director Lindy Brown. All requests should be made in advance by mail, email or fax.

Media Accommodations

During the game, media will be seated at tables located on the floor level on the west side of Cameron Indoor Stadium. Media guides, notes and statistics, as well as work areas, are located in the Bill Brill Media Room on the north side of Cameron. The room will be open prior to the game, at halftime and after the game for postgame interviews.

Working Media Filing Space

Print and electronic media planning to file postgame reports will work in the media room in Cameron Indoor Stadium. Space is limited and is on a first-come, first-serve basis. Wireless internet service is also available in Cameron Indoor Stadium. The username and password will be posted in the press room for each contest.

Radio Information

The radio broadcast booths are located on the south side of the stadium at the top of section four. The following will be provided for all visiting team, national and student radio broadcasts -- primary and back-up ISDN line, primary and back-up POTS line, primary and back-up VoIP, two data jacks with high speed internet service and access to game day WIFI. Additionally, the following patch cables are in place from the radio positions -- XLR pair and Dry Pair to visiting locker room (visiting radio only), XLR pair and dry pair to media room for post game press conferences, program input to send visiting, national or student radio broadcast to house, Blue Devil Network or TV trucks, EFX feed from TV Trucks when applicable, band mic feed (mono), crowd mic feed (mono), left basket feed (mono) and right basket feed (mono).

Post-Game Policies

Duke head coach Joanne P. McCallie and selected players will participate in a postgame press conference in Cameron Indoor Stadium's media room immediately after all games. Opposing head coaches and players will also be available for postgame interviews in the same room. Towards the end of the game a representative of the Duke Sports Information Office will poll the media to find out whom they would like to interview after the contest.

Sports Information

The Duke Sports Information Office is located in room 281 in the Scott Family Athletics Performance Center. The phone number, fax number and mailing address are as follows: Duke University Sports Information; 281 Scott Family Athletics Performance Center; Box 90557, Durham, N.C. 27708; Phone: (919) 684-2633; Fax: (919) 684-2489.

Duke Radio Network

The Blue Devil IMG Sports Network provides coverage for the Blue Devils during the season on WDNC-AM 620 in Durham, N.C. Chris Edwards enters his second year as the voice of the Blue Devils. The network is operated by Blue Devil IMG Sports Marketing.

www.theACC.com

Keep up with ACC women's basketball through the conference's web site www.theACC.com. League standings, statistics and releases are posted on the site, which also includes links to all other ACC schools.

Amy Ufnowski, Associate Director of Media Relations

ACC Media Relations Office
 (336) 851-6062 (office)
 (336) 854-8797 (fax)
aufnowski@theacc.com

GoDuke.com/Blue Devil Network

For unparalleled coverage of Blue Devil women's basketball and the entire intercollegiate athletics department at Duke, go online to GoDuke.com. The official site of Duke athletics features the latest technological advances, plus in-depth coverage of Duke players, coaches and staff.

Duke fans will also get the latest media notes, player biographies, statistics and happenings of the Duke women's basketball program. In addition, audio, video, press conferences and blogs can be accessed. Get inside Duke Basketball with GoDuke.com.

One of the first ".com" websites for college athletics in the country, GoDuke.com has consistently led the way and been ranked one of the top websites in the country over the past several years.

Duke Sports Information

Room 281 **Phone:** 919-684-2633
 Scott Family Athletics Center **Fax:** 919-684-2489
 Durham, N.C. 27708 **Cameron Indoor Stadium Press Row Phone:** 919-684-6186

Staff Directory

Art Chase Associate Director of Athletics/External Affairs

Sport Responsibilities: Football

Alma Mater: Guilford, 1991

Office: 919-684-2614

Cell: 919-599-9820

Joined Duke SID: August, 2000

Email: chasea@duke.edu

Mike DeGeorge Sports Information Director

Sport Responsibilities: Men's Basketball, Men's Golf

Alma Mater: University of Dayton

Office: 919-668-1712

Cell: TBA

Joined Duke SID: November, 2017

Email: TBA

Lindy Brown Senior Associate Sports Information Director

Sport Responsibilities: Women's Basketball, Women's Golf, Women's Soccer

Alma Mater: Western Carolina, 1996

Office: 919-684-2664

Cell: 919-599-9821

Joined Duke SID: November, 1999

Email: lindy.brown@duke.edu

Meredith Rieder Associate Sports Information Director

Sport Responsibilities: Men's Lacrosse, Men's Soccer, Wrestling

Alma Mater: Denison, 2002

Office: 919-684-3328

Cell: 919-812-6741

Joined Duke SID: August, 2008

Email: meredith.rieder@duke.edu

Ashley Wolf Associate Sports Information Director

Sport Responsibilities: Volleyball, Baseball

Alma Mater: Cornell, 2008

Office: 919-668-5739

Cell: 603-325-2225

Joined Duke SID: August, 2009

Email: ashley.wolf@duke.edu

Sarah Fetters Associate Sports Information Director

Sport Responsibilities: Football², Men's Tennis

Alma Mater: Wittenberg University, 2008

Office: 919-684-8708

Cell: 984-209-9104

Joined Duke SID: August, 2014

Email: sarah.fetters@duke.edu

Leslie Gaber Assistant Sports Information Director

Sport Responsibilities: Women's Lacrosse, M/W Swimming & Diving, Field Hockey

Alma Mater: DePauw, 2011

Office: 919-668-7938

Cell: 614-519-9872

Joined Duke SID: July, 2011

Email: leslie.gaber@duke.edu

Hunter Richardson Assistant Sports Information Director

Sport Responsibilities: Women's Soccer, Softball

Alma Mater: Mississippi State, 2014

Office: 919-684-6522

Cell: 901-490-4175

Joined Duke SID: August, 2017

Email: h.richardson@duke.edu

Sarah Leggett Assistant Sports Information Director

Sport Responsibilities: Fencing, Rowing, Women's Basketball²

Alma Mater: Elon, 2016

Office: 919-668-3195

Cell: 757-621-9341

Joined Duke SID: August, 2016

Email: sarah.leggett@duke.edu

Pat McGlynn Sports Information Staff Assistant

Sport Responsibilities: Cross Country, M/W Track & Field, Women's Tennis

Alma Mater: Hamilton College, 2014

Office: 919-684-2668

Cell: 315-317-2192

Joined Duke SID: August, 2017

Email: patrick.mcglynn@duke.edu



Art Chase

Associate Director of
Athletics/External Affairs



Mike DeGeorge

Sports Information
Director



Lindy Brown

Senior Associate Sports
Information Director



Meredith Rieder

Associate Sports
Information Director



Ashley Wolf

Associate Sports
Information Director



Sarah Fetters

Associate Sports
Information Director



Leslie Gaber

Assistant Sports
Information Director



Hunter Richardson

Assistant Sports
Information Director



Sarah Leggett

Assistant Sports
Information Director



Pat McGlynn

Sports Information
Staff Assistant

2017-18 Blue Devil Schedule

DATE	DAY	OPPONENT	LOCATION	TIME	TV
OCT. 22	(SUN)	BLUE/WHITE SCRIMMAGE	DURHAM, N.C.	2:00 P.M.	
NOV. 5	(SUN)	ALASKA ANCHORAGE (EXH)	DURHAM, N.C.	6:00 P.M.	
Nov. 12	(Sun)	at Grand Canyon	Phoenix, Ariz.	5:00 p.m.	ESPN3
NOV. 16	(THUR)	HIGH POINT	DURHAM, N.C.	7:00 P.M.	ACCNEXTRA
Nov. 19	(Sun)	at Villanova	Villanova, Pa.	1:00 p.m.	Nova Nation
Nov. 22	(Wed)	at Old Dominion	Norfolk, Va.	7:00 p.m.	CUSA.tv
NOV. 25	(SAT)	OREGON STATE	DURHAM, N.C.	3:00 P.M.	ACCNEXTRA
NOV. 26	(SUN)	PRESBYTERIAN	DURHAM, N.C.	2:00 P.M.	ACCNEXTRA

Big Ten/ACC Challenge					
NOV. 30	(THUR)	OHIO STATE	DURHAM, N.C.	7:00 P.M.	ESPN2

Dec. 3	(Sun)	at South Carolina	Columbia, S.C.	12:00 p.m.	SECNetwork
DEC. 7	(THUR)	UNC GREENSBORO	DURHAM, N.C.	7:00 P.M.	ACCNEXTRA
DEC. 10	(SUN)	WINTHROP	DURHAM, N.C.	2:00 P.M.	ACCNEXTRA
DEC. 19	(TUE)	MAINE	DURHAM, N.C.	7:00 P.M.	ACCNEXTRA
DEC. 21	(THUR)	WYOMING	DURHAM, N.C.	7:00 P.M.	ACCNEXTRA
DEC. 29	(FRI)	LIBERTY	DURHAM, N.C.	7:00 P.M.	ACCNEXTRA
Dec. 31	(Sun)	at Miami*	Coral Gables, Fla.	12:30 p.m.	RSN
Jan. 4	(Thur)	at Louisville*	Louisville, Ky.	7:00 p.m.	ACCNExtra
JAN. 7	(SUN)	N.C. STATE*	DURHAM, N.C.	3:00 P.M.	RSN
Jan. 11	(Thur)	at Wake Forest*	Winston-Salem, N.C.	7:00 p.m.	ACCNExtra
JAN. 14	(SUN)	VIRGINIA*	DURHAM, N.C.	3:00 P.M.	ESPN2
Jan. 18	(Thur)	at Virginia Tech*	Blacksburg, Va.	7:00 p.m.	ACCNExtra
Jan. 21	(Sun)	at North Carolina*	Chapel Hill, N.C.	2:30 p.m.	RSN
JAN. 25	(THUR)	BOSTON COLLEGE*	DURHAM, N.C.	7:00 P.M.	ACCNEXTRA
Jan. 28	(Sun)	at Pitt*	Pittsburgh, Pa.	2:00 p.m.	ACCNExtra
FEB. 1	(THUR)	GEORGIA TECH*	DURHAM, N.C.	7:00 P.M.	ACCNEXTRA
FEB. 4	(SUN)	NOTRE DAME*	DURHAM, N.C.	1:00 P.M.	ESPN2
FEB. 7	(WED)	WAKE FOREST*	DURHAM, N.C.	7:00 P.M.	ACCNEXTRA
Feb. 11	(Sun)	at Clemson*	Clemson, S.C.	2:00 p.m.	ACCNExtra
Feb. 15	(Thur)	at Syracuse*	Syracuse, N.Y.	7:00 p.m.	RSN
FEB. 19	(MON)	FLORIDA STATE*	DURHAM, N.C.	6:00 P.M.	ESPN2
FEB. 25	(SUN)	NORTH CAROLINA*	DURHAM, N.C.	2:00 P.M.	ACCNEXTRA

Feb. 28- March 4	(Wed-Sun)	ACC Tournament	Greensboro, N.C.	TBA	TBA
---------------------	-----------	----------------	------------------	-----	-----

March 16-19	(Fri-Mon)	NCAA First & Second Rounds	Host Sites	TBA	TBA
March 23-26	(Fri-Mon)	NCAA Regionals	Albany, Lexington, Kansas City, Spokane	TBA	TBA
March 30	(Fri)	NCAA Final Four	Columbus, Ohio	TBA	TBA
April 1	(Sun)	NCAA Championship	Columbus, Ohio	TBA	TBA

* ACC Contest All game times are EST BOLD/CAPS Home Games
ACCNExtra - ACC Network Extra

RSN - The ACC's Regional Sports Networks for the 2017-18 season is comprised of FOX Sports South, FOX Sports Southeast, FOX Sports Florida, FOX Sports Sun, FOX Sports Midwest, FOX Sports Indiana, NESN, YES Network, CSN Mid Atlantic and AT&T Sportsnet Pittsburgh. All games will also be available via the FOX Sports Go and WatchESPN apps but are subject to blackout.

NUMERICAL

No.	Name	Ht.	Yr.	Pos.	Exp.	Hometown (High School/Last School)
2	Haley Gorecki	6-0	R-So.	G	2V	Palatine, Ill. (William Fremd)
4	Lexie Brown	5-9	R-Sr.	G	TR-4V	Suwanee, Ga. (North Gwinnett/Maryland)
5	Leaonna Odom	6-2	So.	F	1V	Lompoc, Calif. (Chaminade)
11	Sofia Roma	6-2	R-Jr.	C	TR-3V	Richmond Hill, N.Y. (Wagner College)
12	Mikayla Boykin	5-9	Fr.	G	HS	Clinton, N.C. (Clinton)
14	Faith Suggs	6-1	Jr.	G/F	2V	Flossmoor, Ill. (Homewood Flossmoor)
15	Kyra Lambert	5-9	Jr.	G	2V	Cibolo, Texas (Samuel Clemens)
21	Bego Faz Davalos	6-3	R-Sr.	C	TR-4V	San Luis Potosí, Mexico (Technologico De Monterrey/Fresno St.)
23	Rebecca Greenwell	6-1	R-Sr.	G	4V	Owensboro, Ky. (Owensboro Catholic)
25	Jade Williams	6-5	Fr.	F/C	HS	The Colony, Texas (The Colony)
30	Emily Schubert	6-4	R-Fr.	C	1V	Elizabethton, Tenn. (Elizabethton)
32	Jayda Adams	6-0	Fr.	G	HS	Irvine, Calif. (Mater Dei)
35	Erin Mathias	6-4	Sr.	F/C	3V	Pittsburgh, Pa. (Fox Chapel Area)
44	Madison Treece	6-4	Fr.	F	HS	St. Peters, Mo. (Rock Bridge)

ALPHABETICAL

No.	Name	Ht.	Yr.	Pos.	Exp.	Hometown (High School/Last School)
32	Jayda Adams	6-0	Fr.	G	HS	Irvine, Calif. (Mater Dei)
12	Mikayla Boykin	5-9	Fr.	G	HS	Clinton, N.C. (Clinton)
4	Lexie Brown	5-9	R-Sr.	G	TR-4V	Suwanee, Ga. (North Gwinnett/Maryland)
21	Bego Faz Davalos	6-3	R-Sr.	C	TR-4V	San Luis Potosí, Mexico (Technologico De Monterrey)
2	Haley Gorecki	6-0	R-So.	G	2V	Palatine, Ill. (William Fremd)
23	Rebecca Greenwell	6-1	R-Sr.	G	4V	Owensboro, Ky. (Owensboro Catholic)
15	Kyra Lambert	5-9	Jr.	G	2V	Cibolo, Texas (Samuel Clemens)
35	Erin Mathias	6-4	Sr.	F/C	3V	Pittsburgh, Pa. (Fox Chapel Area)
5	Leaonna Odom	6-2	So.	F	1V	Lompoc, Calif. (Chaminade)
11	Sofia Roma	6-2	R-Jr.	C	TR-3V	Richmond Hill, N.Y. (Wagner College)
30	Emily Schubert	6-4	R-Fr.	C	1V	Elizabethton, Tenn. (Elizabethton)
14	Faith Suggs	6-1	Jr.	G/F	2V	Flossmoor, Ill. (Homewood Flossmoor)
44	Madison Treece	6-4	Fr.	F	HS	St. Peters, Mo. (Rock Bridge)
25	Jade Williams	6-5	Fr.	F/C	HS	The Colony, Texas (The Colony)

Head Coach: Joanne P. McCallie (Northwestern, '87)

Associate Head Coach: Hernando Planells, Jr. (Regis University)

Assistant Coaches: Rene Haynes (Michigan State, '07), Sam Miller (Adrian College, '10)

Special Assistant: Al Brown (Purdue, '64),

Student Assistant Coach: Lyneé Belton

Director of Basketball Operations: Kate Senger (Michigan State, '04)

Content Development Specialist: Selena Castillo (Emory, '14)

Athletic Trainer: Summer McKeehan (Utah State, '98)

Assistant Sport Performance Coach: Ashleigh Beaver (Armstrong State University, '09)

Video Coordinator: RJ Hunter (Arkansas, '12)

Executive Administrative Assistant to the Head Coach: Bobby Sorrell

Senior Associate Sports Information Director: Lindy Brown (Western Carolina, '96)

Pronunciation Guide

Bego Faz Davalos

bay-go fahz dah-vuh-los

Erin Mathias

Ma - Thigh - us

Rene Haynes

Ree - Knee

Haley Gorecki

Gore - wreck - e

Joanne P. McCallie

mc - CAW - lee

Leaonna Odom

Lee - AH - na

By Position

Centers	Bego Faz Davalos
.....	Sofia Roma
.....	Emily Schubert
Centers/Forwards	Erin Mathias
.....	Jade Williams
Guards/Forwards	Faith Suggs
Forwards	Leaonna Odom
.....	Madison Treece
Guards	Jayda Adams
.....	Mikayla Boykin
.....	Lexie Brown
.....	Haley Gorecki
.....	Rebecca Greenwell
.....	Kyra Lambert

By Class

Freshmen	5
Seniors	4
Sophomores	2
Juniors	3

By State

California	2
Illinois	2
Texas	2
Georgia	1
Kentucky	1
Mexico	1
Missouri	1
New York	1
North Carolina	1
Pennsylvania	1
Tennessee	1

By Height

6-4	3
6-3	2
6-2	2
6-1	2
6-0	2
5-9	3

By Major

Interdepartmental Major	Kyra Lambert
Markets & Management Studies	Bego Faz Davalos
Political Science	Sofia Roma
Psychology	Haley Gorecki, Rebecca Greenwell, Faith Suggs
Sociology	Lexie Brown
Visual Arts & Media Studies	Erin Mathias
<i>Others are undecided</i>	

Duke Quick Facts

General Information

Location	Durham, N.C.
Founded	1838, Trinity College
Enrollment	6,485
Nickname	Blue Devils
Colors	Duke Blue & White
Arena Name	Cameron Indoor Stadium
Capacity	9,314
Affiliation	NCAA Division I
Conference	Atlantic Coast
President	Vincent Price
Vice President & Director of Athletics	Kevin White
Assoc. Director of Athletics/SWA	Jacki Silar
Athletic Dept. Phone	(919) 684-2120
Ticket Office Phone	(919) 681-BLUE
Press Row Phone	(919) 684-6186

History

First Year of Basketball	1975-76
All-Time Record	883-386 (.696) - 41 Years
NCAA Appearances/Last	23/2017
Last Postseason Opponent	Oregon
Result	Lost to Oregon, 65-74 - NCAA Second Round

Coaching Staff

Head Coach	Joanne P. McCallie
Alma Mater	Northwestern, '87
Record at Duke (Years)	273-71 (10)
ACC Record	121-33 (10)
Career Record (Years)	589-219 (25)
Associate Head Coaches	Hernando Planells
Assistant Coach	Rene Haynes, Sam Miller
Special Assistant	Al Brown
Director of Basketball Operations	Kate Senger
Executive Administrative Assistant to the Head Coach	Bobby Sorrell
Content Development Specialist	Selena Castillo
Athletic Trainer	Summer McKeenan
Academic Coordinator	Heather Ryan
Video Coordinator	RJ Hunter
Strength & Conditioning Coordinator	Ashleigh Beaver
Physical Therapist & Assistant Athletic Trainer	Jordan Busse
Basketball Office Phone	(919) 613-7565

Team Information

2016-17 Record	28-6
2016-17 ACC Record (Finish)	13-3 (T2nd)
Final Ranking	9 (AP)/15 (Coaches)
Starters Returning/Lost	4/1
Letterwinners Returning/Lost	6/2

Sports Information

Director	Art Chase
Senior Associate SID (Women's Basketball)	Lindy Brown
Office/Cell Phone	(919) 684-2664/ (919) 599-9821
Office Fax	(919) 684-2489
Email Address	lindy.brown@duke.edu
Website	www.GoDuke.com
Twitter	@DukeWBB; @CoachPDuke
Facebook	http://www.facebook.com/DukeWBB
Instagram	dukewbb

Boston College

University Facts

Location: Chestnut Hill, Mass.
 Founded: 1863
 Enrollment: 14,500
 President: Rev. William P. Leahy, S.J.
 Athletics Director: Gene DeFilippo
 Nickname: Eagles
 Colors: Maroon and Gold
 Conference: Atlantic Coast
 Arena (Capacity): Silvio O. Conte Forum (8,606)

Basketball Facts

Head Coach: Erik Johnson
 Record at Boston College: 61-92 (5 years)
 Career Record: 133-144 (9 years)
 Assistant Coaches: Yvonne Hawkins, Tom Garrick,
 Latara King
 2016-17 Record (Final Ranking): 9-21 (NR)
 Conference Record (Finish): 2-14 (15th)
 2017 Postseason: N/A
 Letterwinners Returning/Lost: 8/2
 Starters Returning/Lost: 2/3

Sports Information

Women's Basketball SID: Stephanie Tunnera
 Office Phone: (617) 552-0524
 Press Row Phone: (617) 552-8989
 Email: tunnera@bc.edu
 Web Site: bceagles.com

Georgia Tech

University Facts

Location: Atlanta, Ga.
 Founded: 1885
 Enrollment: 26,839
 President: Dr. G.P. "Bud" Peterson
 Athletics Director: Todd Stansbury
 Nickname: Ramblin' Wreck, Yellow Jackets
 Colors: Old Gold and White
 Conference: Atlantic Coast
 Arena (Capacity): McCamish Pavilion (8,600)

Basketball Facts

Head Coach: MaChelle Joseph
 Record at Georgia Tech: 274-177 (14 years)
 Career Record: 274-177 (14 years)
 Assistant Coaches: Kevin Morrison, Rob Norris,
 Jonneshia Pineda
 2016-17 Record (Final Ranking): 22-15 (NR)
 Conference Record (Finish): 5-11 (10th)
 2017 Postseason: WNIT Championship
 Letterwinners Returning/Lost: 9/4
 Starters Returning/Lost: 4/1

Sports Information

Women's Basketball SID: Liz Ryan
 Office Phone: (404) 894-5445
 Press Row Phone: (404) 894-5458
 Email: lryan@athletics.gatech.edu
 Web Site: ramblinwreck.com

Clemson

University Facts

Location: Clemson, S.C.
 Founded: 1889
 Enrollment: 9,000
 President: Dr. James P. Clements
 Athletics Director: Dan Radakovich
 Nickname: Tigers
 Colors: Clemson Orange and Regalia
 Conference: Atlantic Coast
 Arena (Capacity): Littlejohn Coliseum (10,000)

Basketball Facts

Head Coach: Audra Smith
 Record at Clemson: 41-82 (4 years)
 Career Record: 179-120 (13 years)
 Assistant Coaches: Daryl Oliver, Edgar Farmer,
 Tiffany Sardin
 2016-17 Record (Final Ranking): 15-16 (NR)
 Conference Record (Finish): 3-13 (15th)
 2017 Postseason: N/A
 Letterwinners Returning/Lost: 10/3
 Starters Returning/Lost: 4/1

Sports Information

Women's Basketball SID: Libby Kehn
 Office Phone: (864) 656-4218
 Press Row Phone: N/A
 Email: elizabk@clemson.edu
 Web Site: clemson.tigers.com

Grand Canyon

University Facts

Location: Phoenix, Ariz.
 Founded: 1949
 Enrollment: 19,500
 President: Brian Mueller
 Athletics Director: Mike Vaught
 Nickname: Lopes
 Colors: Purple, Black, and White
 Conference: Western Athletic
 Arena (Capacity): GCU Arena (7,000)

Basketball Facts

Head Coach: Nicole Powell
 Record at Grand Canyon: 0-0 (1st season)
 Career Record: 0-0 (1st season)
 Assistant Coaches: Nikki Blue, Taylor High
 Brad Langston
 2016-17 Record (Final Ranking): 15-12 (NR)
 Conference Record (Finish): 7-7 (5th)
 2017 Postseason: N/A
 Letterwinners Returning/Lost: 6/11
 Starters Returning/Lost: 3/3

Sports Information

Women's Basketball SID: Sarah Woodward
 Office Phone: (602) 639-7951
 Press Row Phone: N/A
 Email: sarah.woodward@gcu.edu
 Web Site: GCU.Lopes.com

Florida State

University Facts

Location: Tallahassee, Fla.
 Founded: 1851
 Enrollment: 41,867
 President: John Thrasher
 Athletics Director: Stan Wilcox
 Nickname: Seminoles
 Colors: Garnet and Gold
 Conference: Atlantic Coast
 Arena (Capacity): Donald L. Tucker Center (11,500)

Basketball Facts

Head Coach: Sue Semrau
 Record at Florida State: 401-233 (20 years)
 Career Record: 401-233 (20 years)
 Assistant Coaches: Lance White, Brooke Wyckoff,
 Danielle Atkinson
 2016-17 Record (Final Ranking): 28-7 (10)
 Conference Record/Finish: 13-3 (T-3rd)
 2017 Postseason: NCAA Quarterfinals
 Letterwinners Returning/Lost: 6/6
 Starters Returning/Lost: 2/3

Sports Information

Women's Basketball SID: Steve Stone
 Office Phone: (850) 644-4836
 Press Row Phone: (850) 224-8790
 Email: sstone@fsu.edu
 Web Site: www.seminoles.com

High Point

University Facts

Location: High Point, N.C.
 Founded: 1924
 Enrollment: 4,573
 President: Dr. Nido R. Qubein
 Athletics Director: Dan Hauser
 Nickname: Panthers
 Colors: Purple and White
 Conference: Big South
 Arena (Capacity): Mills Athletic and Convocation Center (1,750)

Basketball Facts

Head Coach: DeUnna Hendrix
 Record at High Point: 86-70 (5 years)
 Career Record: 86-70 (5 years)
 Assistant Coaches: Heather Kearney, Jenna Burkett,
 Hailey Yohn
 2016-17 Record (Final Ranking): 15-15 (NR)
 Conference Record (Finish): 13-5 (3rd)
 2017 Postseason: N/A
 Letterwinners Returning/Lost: 12/2
 Starters Returning/Lost: 4/1

Sports Information

Women's Basketball SID: Cory McCune
 Office Phone: (336) 841-4640
 Press Row Phone: N/A
 Email: dmccune@highpoint.edu
 Web Site: highpointpanthers.com

Liberty

University Facts

Location: Lynchburg, Va.
 Founded: 1971
 Enrollment: 15,000
 President: Jerry Falwell, Jr.
 Athletics Director: Ian McCaw
 Nickname: Lady Flames
 Colors: Red, White, and Blue
 Conference: Big South
 Arena (Capacity): Vines Center (9,511)

Basketball Facts

Head Coach: Carey Green
 Record at Liberty: 416-158 (19 years)
 Career Record: 416-158 (19 years)
 Assistant Coaches: Alexis Sherard,
 Andy Bloodworth, Erin Batth
 2016-17 Record (Final Ranking): 13-17 (NR)
 Conference Record (Finish): 12-6 (4th)
 2017 Postseason: N/A
 Letterwinners Returning/Lost: 10/5
 Starters Returning/Lost: 4/1

Sports Information

Women's Basketball SID: Paul Carmany
 Office Phone: (434) 582-2604
 Press Row Phone: (434) 582-7451
 Email: pjarmany@liberty.edu
 Web Site: liberty.edu/flames

Louisville

University Facts

Location: Louisville, Ky.
 Founded: 1798
 Enrollment: 22,640
 Interim President: Dr. Greg Postel
 Interim Director of Athletics: Vince Tyra
 Nickname: Cardinals
 Colors: Red and Black
 Conference: Atlantic Coast
 Arena (Capacity): KFC Yum! Center (22,000)

Basketball Facts

Head Coach: Jeff Walz
 Record at Louisville: 263-93 (10 years)
 Career Record: 263-93 (10 years)
 Assistant Coaches: Stephanie Norman, Sam Purcell,
 Samantha Williams
 2016-17 Record (Final Ranking): 29-8 (8th)
 Conference Record (Finish): 12-4 (4th)
 2017 Postseason: NCAA Sweet 16
 Letterwinners Returning/Lost: 9/6
 Starters Returning/Lost: 2/3

Sports Information

Women's Basketball SID: Nick Evans
 Office Phone: (502) 852-3085
 Press Row Phone: (502) 852-5567
 Email: nick.evans@louisville.edu
 Web Site: GoCards.com

Maine

University Facts

Location: Orono, Maine
 Founded: 1865
 Enrollment: 11,286
 President: Susan J. Hunter
 Director of Athletics: Karlton Creech
 Nickname: Black Bears
 Colors: Dark Blue & Light Blue
 Conference: America East
 Arena (Capacity): Cross Insurance Center (8,000)

Basketball Facts

Interim Head Coach: Amy Vachon
 Record at Maine: 0-0 (1st season)
 Career Record: 0-0 (1st season)
 Assistant Coaches: Jhasmin Player, Garrett Sherman,
 Courtney Anderson England
 2016-17 Record (Final Ranking): 18-16 (N/A)
 Conference Record (Finish): 9-7 (4th)
 2017 Postseason: N/A
 Letterwinners Returning/Lost: 6/7
 Starters Returning/Lost: 3/2

Sports Information

Women's Basketball SID: Tyson McHatten
 Office Phone: (207) 581-3596
 Press Row Phone: N/A
 Email: tyson.mchatten@maine.edu
 Web Site: goblackbears.com

Miami

University Facts

Location: Coral Gables, Fla.
 Founded: 1925
 Enrollment: 17,021
 President: Dr. Julio Frenk
 Athletics Director: Blake James
 Nickname: Hurricanes
 Colors: Orange, Green, and White
 Conference: Atlantic Coast
 Arena (Capacity): Watsco Center (7,972)

Basketball Facts

Head Coach: Katie Meier
 Record at Miami: 231-152 (12 years)
 Career Record: 307-197 (16 years)
 Assistant Coaches: Octavia Blue, Tia Jackson,
 Fitzroy Anthony
 2016-17 Record (Final Ranking): 24-9 (16th)
 Conference Record (Finish): 10-6 (7th)
 2017 Postseason: NCAA Second Round
 Letterwinners Returning/Lost: 9/5
 Starters Returning/Lost: 2/3

Sports Information

Women's Basketball SID: Alex Schwartz
 Office Phone: (609) 802-3674
 Press Row Phone: (305) 284-2111
 Email: alexschwartz@miami.edu
 Web Site: HurricaneSports.com

NC State

University Facts

Location: Raleigh, N.C.
 Founded: 1887
 Enrollment: 33,989
 Chancellor: Dr. Randy Woodson
 Director of Athletics: Dr. Deborah A. Yow
 Nickname: Wolfpack
 Colors: Red and White
 Conference: Atlantic Coast
 Arena (Capacity): Reynolds Coliseum (5,500)

Basketball Facts

Head Coach: Wes Moore
 Record at NC State: 86-43 (3 years)
 Career Record: 644-212 (28 years)
 Assistant Coaches: Nikki West, Gene Hill,
 Lindsay Edmonds
 2016-17 Record (Final Ranking): 23-9 (17)
 Conference Record (Finish): 12-4 (T-3rd)
 2017 Postseason: NCAA Second Round
 Letterwinners Returning/Lost: 8/6
 Starters Returning/Lost: 1/4

Sports Information

Women's Basketball SID: Brett Compton
 Office Phone: (919) 740-8714
 Press Row Phone: (919) 513-1220
 Email: bacompto@ncsu.edu
 Web Site: GoPack.com

North Carolina

University Facts

Location: Chapel Hill, N.C.
 Founded: 1789
 Enrollment: 18,523
 Chancellor: Carol Folt
 Athletics Director: Bubba Cunningham
 Nickname: Tar Heels
 Colors: Carolina Blue and White
 Conference: Atlantic Coast
 Arena (Capacity): Carmichael Arena (6,822)

Basketball Facts

Head Coach: Sylvia Hatchell
 Record at North Carolina: 718-294 (31 years)
 Career Record: 990-374 (42 years)
 Assistant Coaches: Andrew Calder,
 Tracey Williams-Johnson, Sylvia Crawley
 2016-17 Record (Final Ranking): 15-16 (NR)
 Conference Record (Finish): 3-13 (14th)
 2017 Postseason: N/A
 Letterwinners Returning/Lost: 9/3
 Starters Returning/Lost: 4/1

Sports Information

Women's Basketball SID: Mark Kimmel
 Office Phone: (919) 619-3344
 Press Row Phone: (919) 619-3344
 Email: mkimmel@unc.edu
 Web Site: GoHeels.com

Wake Forest

University Facts

Location: Winston-Salem, N.C.
 Founded: 1834
 Enrollment: 4,955
 President: Dr. Nathan O. Hatch
 Athletics Director: Ron Wellman
 Nickname: Demon Deacons
 Colors: Old Gold and Black
 Conference: Atlantic Coast
 Arena (Capacity): Lawrence Joel Veterans Memorial Coliseum (14,665)

Basketball Facts

Head Coach: Jenn Hoover
 Record at Wake Forest: 74-87 (5 years)
 Career Record: 94-100 (6 years)
 Assistant Coaches: Jermaine Woods, Lisa Cerningnano, Dane Sparrow
 2016-17 Record (Final Ranking): 16-16 (NR)
 Conference Record (Finish): 6-10 (9th)
 2017 Postseason: WNIT Second Round
 Letterwinners Returning/Lost: 7/3
 Starters Returning/Lost: 4/1

Sports Information

Women's Basketball SID: Dan Wallace
 Office Phone: (336) 758-1880
 Press Row Phone: (336) 758-2350
 Email: wallacdj@wfu.edu
 Web Site: www.WakeForestSports.com

Winthrop

University Facts

Location: Rock Hill, S.C.
 Founded: 1886
 Enrollment: 6,170
 President: Daniel F. Mahony
 Athletics Director: Ken Halpin
 Nickname: Eagles
 Colors: Garnet and Gold
 Conference: Big South
 Arena (Capacity): Winthrop Coliseum (6,100)

Basketball Facts

Head Coach: Lynette Woodward
 Record at Winthrop: 0-4 (1 year)
 Career Record: 0-7 (2 years)
 Assistant Coaches: Kevin Lynum, Tesia Harris, Tobias Pinson
 2016-17 Record (Final Ranking): 2-29 (NR)
 Conference Record (Finish): 1-17 (T-9th)
 2017 Postseason: N/A
 Letterwinners Returning/Lost: 8/7
 Starters Returning/Lost: 2/3

Sports Information

Women's Basketball SID: Rick Rogers
 Office Phone: (803) 323-2129 ext. 6067
 Press Row Phone: (803) 323-2156
 Email: rogersr@winthrop.edu
 Web Site: www.winthropeagles.com

Wyoming

University Facts

Location: Laramie, Wyo.
 Founded: 1886
 Enrollment: 12,600
 President: Dr. Laurie Nichols
 Athletics Director: Tom Burman
 Nickname: Cowgirls
 Colors: Brown and Gold
 Conference: Mountain West
 Arena (Capacity): Arena Auditorium (11,612)

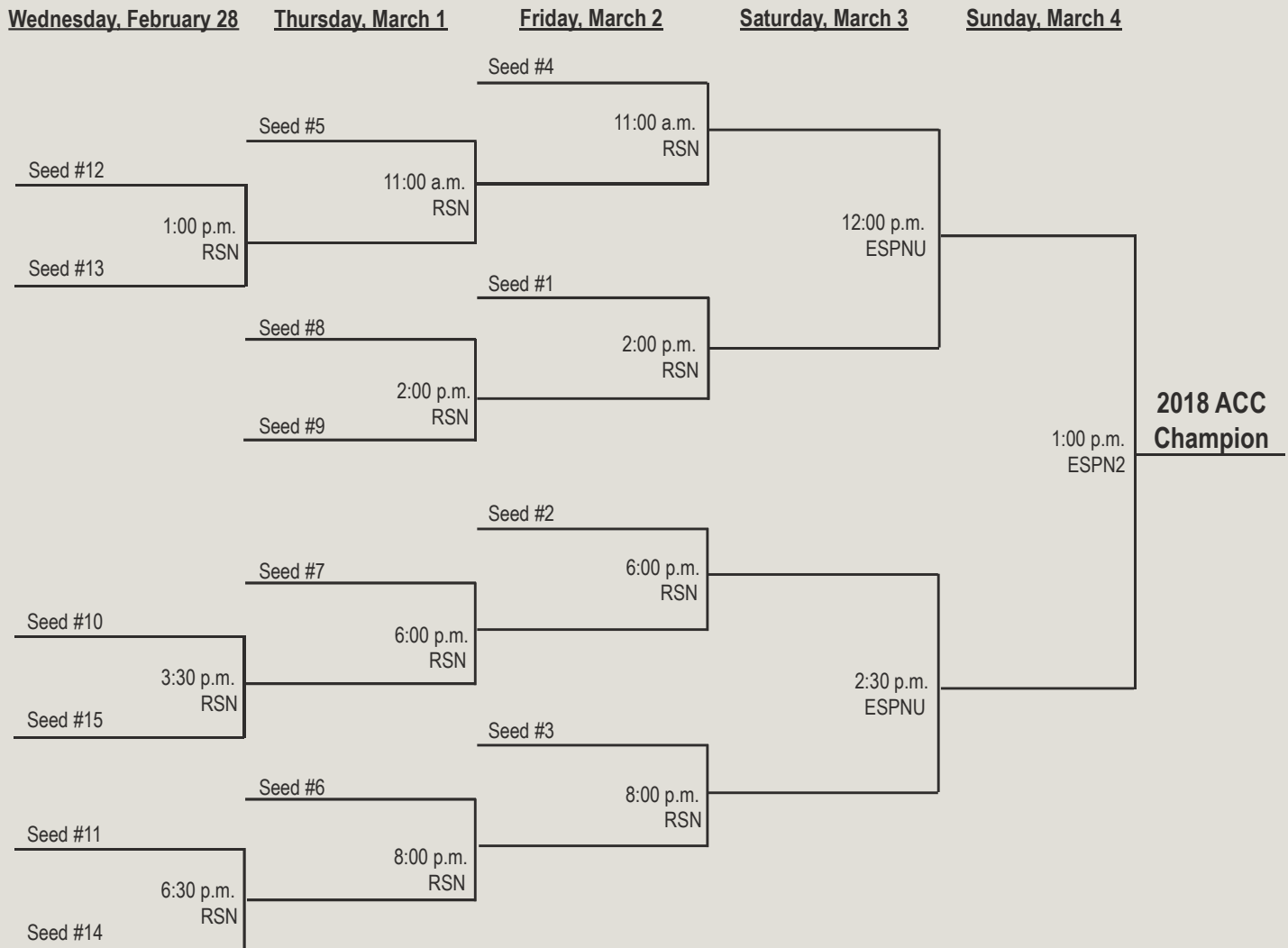
Basketball Facts

Head Coach: Joe Legerski
 Record at Wyoming: 267-166 (14 years)
 Career Record: 267-166 (14 years)
 Assistant Coaches: Gerald Mattinson, Bojan Jankovic, Heather Ezell
 2016-17 Record (Final Ranking): 22-10 (NR)
 Conference Record (Finish): 13-5 (2nd)
 2017 Postseason: WNIT Second Round
 Letterwinners Returning/Lost: 12/3
 Starters Returning/Lost: 4/1

Sports Information

Women's Basketball SID: Amy Dambro
 Office Phone: (307) 766 - 2269
 Press Row Phone: 307-766-2222
 Email: montross@uwyo.edu
 Web Site: www.gowyo.com

Wednesday, February 28 - Sunday, March 4, 2018
Greensboro, N.C. ■ Greensboro Coliseum



ACC Tournament Building History

In the past 39 years of the ACC Women's Basketball Tournament, there have been nine different sites. The inaugural tournament was held in 1978 at University Hall on the campus of the University of Virginia in Charlottesville. The Tournament then moved to Reynolds Coliseum in Raleigh, N.C., in 1979, hosted by North Carolina State University. The University of Maryland's Cole Field House in College Park was the site of the 1980 Tournament, while Clemson University's Littlejohn Coliseum, was home to the 1981 event. It returned to Reynolds Coliseum in 1982.

The Conference Tournament remained in North Carolina from 1983 to 1991, hosted by Fayetteville's Cumberland County Memorial Arena. The Tournament then moved to Winthrop Coliseum in Rock Hill, S.C., for a four-year span (1992-96), until the 1997 Tournament moved to Independence Arena in Charlotte, N.C., which hosted the event for three years. For 16 consecutive years, the ACC Women's Basketball Tournament was held in the Greensboro Coliseum prior to moving to Conway, S.C., for the 2017 tournament. It returns to Greensboro in 2018.

RSN Includes

The ACC's Regional Sports Networks for the 2017-18 season is comprised of FOX Sports South, FOX Sports Southeast, FOX Sports Florida, FOX Sports Sun, FOX Sports Midwest, FOX Sports Indiana, NESN, YES Network, CSN Mid Atlantic and AT&T Sportsnet Pittsburgh. All games will also be available via the FOX Sports Go and WatchESPN apps but are subject to blackout.

Meet the Blue Devils

Lexie Brown.....	14-16
Bego Faz Davalos	17-18
Rebecca Greenwell	19-21
Sofia Roma.....	22-23
Erin Mathias.....	24-25
Haley Gorecki	26-27
Kyra Lambert.....	28-29
Faith Suggs	30-31
Leonna Odom.....	32-33
Jayda Adams	34
Mikayla Boykin.....	34
Emily Schubert	35
Madison Treece	35
Jade Williams	36



Lexie Brown

5-9 ■ R-Senior ■ G ■ #4

Suwanee, Ga.

(North Gwinnett HS)

(Univ. of Maryland)

Tri-Captain in 2017-18 and 2016-17 ... incredibly hard worker ... excellent three-point shooter ... great leader ... vocal ... can play the one, two or three guard positions ... great off the bounce ... was presented with the Iron Blue Devil Belt by Ashleigh Beaver, Duke sport performance coach, after her hard work during the summer of 2016 and redshirt junior year preseason conditioning and workouts.

Career:

Earned Associated Press Third Team All-America in 2016-17 at Duke and 2014-15 at Maryland becoming the first player in NCAA history to earn the honor at two different schools ... needed only 81 games at Duke and Maryland combined to reach 1,000 points ... has hit 193 three-pointers in only 104 career games ... played her first two seasons at the University of Maryland before transferring to Duke ... sat out the 2015-16 season with the Blue Devils and has one year of eligibility remaining starting in 2017-18 ... drained 120 three-pointers in two seasons at Maryland, while scoring 825 points, dishing 310 assists and swiping 127 steals ... started 66-of-70 contests.

ACC Record Book:

Hit 56 straight free throws as a redshirt junior, which was an ACC record.

Duke Single-Season Record Book:

Had one of the best seasons in Duke history in 2016-17 ... hit 56 straight free throws, which was a Duke and ACC record, while ranking tied for sixth on the NCAA charts ... ranked sixth in points (622), 10th in scoring average (18.3), ninth in field goals attempted (430), tied fourth in three-point field goals made (73), seventh in three-point field goals attempted (183), ninth in free throws made (129), second in free throw percentage (92.8), fifth in steals (96), tied sixth in games with 20+ points (16), seventh in minutes played (1,153), tied seventh in minutes per game (33.9) and tied sixth in consecutive games with 20+ points (4) ... hit a three-pointer in 16 straight games to rank tied fourth on Duke's record books.

As a Junior at Duke (2016-17):

One of three captains along with Rebecca Greenwell and Oderah Chidom ... Associated Press Third Team All-America, WBCA All-Region and espnW Honorable Mention All-America ... WBCA All-America honorable mention honoree ... earned All-ACC honors by both the Blue Ribbon Panel and the league coaches ... All-ACC Defensive Team ... CoSIDA Academic All-America ... Kay Yow Award Winner as the ACC women's basketball scholar-athlete of the year ... ranked third nationally with a 92.8 free throw percentage, while her 2.82 steals per game ranked 23rd ... averaged 19.3 points and 5.3 rebounds in the ACC Tournament, receiving All-ACC Tournament first team honors ... a Naismith Top 30 honoree for National Player of the Year ... finalist for the Nancy Lieberman Award ... in the ACC stats, ranked fourth in scoring (18.3), tied ninth in assists (3.9), first in free throw percentage (92.8), tied sixth in three-point field goal percentage (39.9), third in steals (2.8), tied ninth in three-point field goals made (2.1) and 13th in assist/turnover ratio (1.4) ... Dawn Staley Award Midseason list ... "Wade Watch" Midseason candidate for National Player of the Year ... USBWA Ann Meyers Drysdale Watch List and Naismith Watch list ... selected ACC Player of the Week on January 23 ... for the season, averaged 18.3 points, 3.9 rebounds, 2.8 steals and 3.9 assists ... her 18.3 scoring average was the highest for a first-year player in Duke history ... became the fourth Blue Devil to collect 200 made field goals and over 100 assists in a season ... CoSIDA Academic All-District III ... in ACC games only, ranked fifth in scoring (18.7), ninth in assists (3.8), 13th in field goal percentage (49.8), second in free throw percentage

(94.2), second in steals (2.7), sixth in three-point field goal percentage (40.9), tied seventh in three-point field goals made (2.3) and tied ninth in assist/turnover ratio ... hit 92.8 percent from the free throw line, which ranked second in the Blue Devil record charts and third in ACC history ... collected 16 games with 20+ points and added a career-high 32 points against Old Dominion ... against 12 ranked opponents, averaged 17.4 points and hit 28 three-pointers ... averaged 18.7 points in 16 ACC contests, which was 40.09 percent of Duke's offense ... collected 20 or more points in four straight contests against Virginia Tech (29), Boston College (22), Notre Dame (22) and Wake Forest (28) ... registered her first collegiate double-double against Pepperdine with 14 points and a career-high 12 assists ... her 16 games with 20+ points ranked third in the ACC.

As a Sophomore at Maryland (2014-15):

Associated Press Third Team All-America ... All-Big Ten First Team ... All-Big Ten Defensive Team ... WBCA All-Region Team ... Big Ten Tournament Most Outstanding Player ... Wooden Award Preseason Top 30 list ... Naismith Player of the Year semifinalist ... Nancy Lieberman Award Watch List ... Academic All-Big Ten selection ... a two-time Big Ten Player of the Week honor roll selection (Jan. 12, Feb. 2) ... started all 36 contests while leading Maryland to the NCAA Final Four ... averaged 13.3 points, 4.5 assists, 3.3 rebounds and 2.2 steals ... drained 69 three-pointers, while hitting 34.5 percent from downtown ... ranked 64th nationally with a 4.5 assists per game average and 56th in free throw percentage (83.0) ... totaled six games with 20 or more points, including a season-high 27 points against Michigan State in the Big Ten Tournament ... drained at least one three-pointer in 33 games, including a season-high five against Princeton in the NCAA Tournament ... hit two or more three-pointers in 20 contests and had a streak of 17 games with at least one three-pointer made ... dished a season-high 10 assists at Penn State ... registered seven steals in three different games ... in the Big Ten stats, ranked 25th in scoring (13.3), fifth in assists (4.5), fifth in free throw percentage (83.0), tied for fifth in steals (2.2), tied for 11th in three-point field goals made per game (1.9) and sixth in assist/turnover ratio (1.7).

As a Freshman at Maryland (2013-14):

All-ACC Freshman team selection ... NCAA Tournament All-Region ... Nancy Lieberman Award Watch List ... All-ACC Academic Team ... a preseason ACC Newcomer Watch List ... started 30-of-34 contests as a rookie ... averaged 10.1 points, 4.3 assists, 1.9 rebounds and 1.4 steals ... helped guide the Terrapins to an NCAA Final Four appearance ... netted double-figure scoring in 17 games, including the final six contests of the season ... scored a career-high 31 points at Syracuse as she drained a career-high seven three-pointers in only eight attempts ... netted 21 points against Army, 20 points versus Louisville in the NCAA Tournament and 20 points at N.C. State ... sank 51 three-pointers for a 36.7 percentage ... hit at least one three-pointer in 24 contests ... had a streak of eight games with at least one three-pointer ... dished a season-high nine assists at Georgia Tech.

Rankings:

No. 8 (Collegiate Girls Basketball Report), No. 13 (All Star Girls Report), No. 15 (Blue Star Report), No. 15 (ESPN HoopGurlz)

2012 U.S. Women's U18 National Team:

Helped lead the squad to a perfect 5-0 record at the 2012 FIBA Americas U18 Championship in Gurabo, Puerto Rico ... played in all five games, while averaging 5.8 points, 3.4 rebounds and 3.0 assists ... hit four three-pointers.

High School/AAU:

McDonald's and WBCA All-America ... averaged 18.4 points, 6.9 assists, 5.1 steals and 4.9 rebounds per game as a senior in 2012-13 ... led the Bulldogs (30-2) to the Class 5-A state championship game ... named an All-America honorable mention by MaxPreps ... named the Atlanta Journal Constitution's Class 5-A All-State First Team and the Georgia Region 7-A AAAA Player of the Year as a sophomore and a junior ... named the Gwinnett County Player of the Year as a junior ... in 2012, recorded a triple-double with 12 points, 11 rebounds and 11 assists in a victory over Mill Creek that sent North Gwinnett to the state semifinals for the first time since 1963 ... the Bulldogs lost in the semis and finished 26-4 ... played her freshman

2016-17 - Redshirt Junior Year (Duke)

	Min	FG-A	3G-A	FT-A	OR/TOT	PFA	T	B	S	PTS	
at Liberty [^]	28	4-12	1-6	0-1	2-7	2	2	2	0	3	9
Penn [^]	38	8-16	3-7	1-2	0-3	1	3	4	0	0	20
Longwood [^]	27	9-12	4-6	5-5	0-2	0	7	2	0	8	27
Grand Canyon [^]	33	2-7	0-3	3-4	0-3	2	4	0	0	2	7
at Vanderbilt [^]	33	7-15	0-5	7-9	0-4	4	3	4	1	2	21
Old Dominion [^]	29	10-13	4-7	8-8	0-2	1	1	2	0	5	32
at L. Beach St. [^]	22	4-12	3-8	6-6	1-1	2	2	3	0	1	17
at Pepperdine [^]	32	5-15	2-9	2-2	1-2	2	12	4	0	4	14
at Rutgers [^]	31	4-6	1-2	0-0	1-4	2	2	1	0	3	9
South Carolina [^]	37	3-11	0-3	0-0	0-0	3	2	6	0	1	6
Elon [^]	36	7-12	3-4	8-8	0-6	1	2	0	0	1	25
Villanova [^]	38	7-11	2-2	2-2	0-6	0	3	2	0	3	18
Kentucky [^]	37	6-12	4-7	8-8	1-2	2	1	3	0	5	24
Louisville [^]	39	4-14	2-9	7-7	0-3	2	4	5	0	4	17
at Ga. Tech [^]	37	9-17	3-5	4-4	0-4	3	4	2	0	7	25
at Florida State [^]	35	2-10	0-5	4-4	2-5	1	1	4	0	2	8
UNC [^]	36	5-13	2-6	0-0	1-5	1	3	3	0	3	12
at NC State [^]	31	2-9	1-5	3-4	0-0	3	2	3	0	1	8
Virginia Tech [^]	31	10-16	3-4	6-6	0-3	1	4	0	0	3	29
at Boston Col. [^]	33	10-17	2-5	0-0	1-3	0	1	0	0	3	22
at Notre Dame [^]	40	8-19	4-9	2-2	0-2	2	4	5	0	2	22
Wake Forest [^]	32	9-15	4-6	6-6	0-4	1	3	1	0	3	28
Clemson [^]	32	5-9	2-5	1-2	0-3	2	7	4	0	2	13
at Virginia [^]	35	7-11	3-5	0-0	0-3	1	2	3	0	1	17
Syracuse [^]	36	3-8	2-5	1-2	0-11	0	8	7	0	0	9
Pitt [^]	35	6-12	2-6	4-4	0-4	1	4	1	0	2	18
at Wake Forest [^]	34	10-19	1-6	3-3	0-3	0	7	3	0	4	24
Miami [^]	39	8-10	4-4	8-8	0-2	3	2	4	0	2	28
at UNC [^]	30	9-16	1-3	0-0	1-4	2	5	0	0	4	19
vs. Syracuse [^]	35	7-12	3-6	5-5	0-5	2	4	2	0	4	22
vs. Miami [^]	38	5-12	2-5	8-9	0-8	1	4	5	0	4	20
vs. Notre Dame [^]	38	3-11	3-7	7-8	0-3	1	3	5	0	0	16
Hampton [^]	27	4-8	0-1	3-3	1-4	0	9	1	0	5	11
Oregon [^]	39	8-18	2-7	7-7	0-5	2	6	1	0	2	25

[^] Denotes Game Started

2014-15 - Sophomore Year (Maryland)

	Min	FG-A	3G-A	FT-A	OR/TOT	PFA	T	B	S	PTS	
Mt. St. Mary's [^]	18	4-8	2-5	2-2	1/2	1	4	1	0	3	12
Wagner [^]	15	6-12	1-3	0-0	0/1	1	3	1	0	3	13
South Florida [^]	32	7-14	1-2	0-1	0/4	3	4	1	0	1	15
at George Was. [^]	32	4-11	2-6	4-8	0/2	3	3	2	0	5	14
Loyola [^]	17	4-6	3-4	0-0	0/0	1	2	3	0	1	11
vs. James Mad. [^]	34	4-11	1-5	4-4	1/4	2	3	6	0	2	13
vs. Wash. St. [^]	31	2-10	2-4	0-0	1/6	0	2	6	0	1	6
at Notre Dame [^]	35	8-16	4-9	0-0	0/0	2	2	2	0	3	20
Towson [^]	20	1-5	1-4	0-0	1/3	0	3	4	0	2	3
American [^]	23	2-5	1-2	0-0	0/1	1	8	3	0	0	5
Ohio State [^]	37	5-14	2-9	0-1	1/5	2	7	3	0	2	12
at Nebraska [^]	36	3-8	1-5	2-2	1/5	1	6	4	0	2	9
Purdue [^]	29	5-10	0-4	0-0	0/0	2	1	2	0	0	10
at Minnesota [^]	40	7-18	4-11	2-2	0/3	1	7	0	0	4	20
at Rutgers [^]	40	4-10	3-7	2-2	2/4	1	3	1	0	3	13
Illinois [^]	32	4-12	0-6	5-6	0/3	3	8	4	0	7	13
Michigan St. [^]	30	3-6	2-4	4-4	0/3	0	7	1	0	2	12
at Indiana [^]	36	7-12	1-4	6-10	0/7	2	3	2	0	1	21
at Michigan [^]	35	3-9	1-2	7-8	1/5	1	8	2	0	2	14
Iowa [^]	30	7-11	4-7	8-9	0/0	3	7	1	0	2	26
at Penn State [^]	30	3-9	2-6	0-0	0/3	1	10	3	0	5	8
Nebraska [^]	37	5-13	2-6	2-2	1/5	0	4	3	0	1	14
Rutgers [^]	39	7-11	3-3	2-3	0/2	1	2	1	0	2	19
Michigan St. [^]	39	5-15	2-10	2-2	1-7	0	8	2	0	0	14
at Wisconsin [^]	39	3-8	2-4	7-8	0/2	2	7	4	0	1	15
Penn State [^]	28	2-9	1-6	1-2	0/2	0	4	6	0	7	6
Indiana [^]	40	3-11	1-6	7-7	0/5	3	7	4	0	2	14
at Northwestern [^]	24	3-6	1-4	2-2	0/2	3	2	3	0	1	9
vs. Mich. St. [^]	35	9-16	1-5	8-9	0/4	1	2	2	0	7	27
vs. Northwestern [^]	29	4-15	3-8	6-6	0/5	2	3	1	0	3	17
vs. Ohio St. [^]	36	5-12	4-8	5-6	0/0	3	6	1	0	0	19
New Mexico St. [^]	27	2-7	1-5	0-0	1/5	2	5	6	0	2	5
Princeton [^]	39	8-16	5-11	2-2	1/6	2	4	6	0	0	23
vs. Duke [^]	24	0-7	0-5	1-2	0/4	0	3	2	0	1	1
vs. Tennessee [^]	37	5-11	3-5	2-2	1/6	1	3	3	0	0	15
vs. Connecticut [^]	38	5-10	2-5	0-0	0/2	2	2	1	0	2	12

Career Highs (at Duke)

Points	32
Old Dominion (11-22-16)	
Rebounds	11
Syracuse (2-10-17)	
Assists	12
at Pepperdine (11-27-16)	
Steals	8
Longwood (11-15-16)	
Field Goals Made	10
four times - most recent	
at Wake Forest (1-29-17)	
Field Goals Attempted	19
at Wake Forest (1-29-17)	
at Notre Dame (1-26-17)	
Free Throws Made	8
five times - most recent	
vs. Miami (3-4-17)	
Free Throws Attempted	9
vs. Miami (3-4-17)	
at Vanderbilt (11-20-16)	
Three-Point Field Goals Made	4
six times - most recent	
Miami (2-19-17)	
Three-Point Field Goals Attempted	9
three times - most recent	
at Notre Dame (1-26-17)	

Career Highs (Overall)

Points	32
Old Dominion (11-22-16)	
Rebounds	11
Syracuse (2-10-17)	
Assists	12
at Pepperdine (11-27-16)	
Steals	8
Longwood (11-15-16)	
Field Goals Made	11
at Syracuse (2-2-14)	
Field Goals Attempted	19
at Wake Forest (1-29-17)	
at Notre Dame (1-26-17)	
Field Goal Percentage	1.000 (3-3)
Pittsburgh (2-6-14)	
Free Throws Made	9
vs Louisville (4-1-14)	
Free Throws Attempted	10
at Indiana (1-25-15)	
vs Louisville (4-1-14)	
Three-Point Field Goals Made	7
at Syracuse (2-2-14)	
Three-Point Field Goals Attempted	11
Princeton (3-23-15)	
at Minnesota (1-11-15)	

season at Dr. Phillips High School in Orlando, Fla. and was named to the All-Central Florida First Team ... played for Omar Cooper with the AOT AAU team and Bryan Sellers for North Gwinnett.

Personal:

Full name is Lexie Kiah Brown ... born October 27, 1994 in Boston, Mass. ... daughter of Dee and Tammy Brown ... has two sisters, Alyssa (20) and Alanni (15), and one brother, Anakin (12) ... her father, Dee, played at Jacksonville (1986-90), then for the Boston Celtics (1990-98), Toronto Raptors (1998-2000) and Orlando Magic (2000-02) in the NBA ... he also won the 1991 NBA Dunk Contest...her father is currently General Manager of the Agua Caliente Clippers and Director of Player Programs with the Los Angeles Clippers ... he also spent time on the staff of the Sacramento Kings (2013-16) and was an assistant with the Detroit Pistons (2011-13) ... he was also the head coach of the Orlando Miracle (2002) ... mother, Tammy, played college basketball as well at American International (1989-92) ... Brown was an ACC Honor Roll selection in 2013-14 (at Maryland) and 2016-17 (at Duke) ... received a degree in sociology along with a markets and management certificate from Duke in May of 2017 ... enrolled in the MMS Program at the Duke Fuqua School of Business for 2017-18.

Career Statistics (at Maryland 2013-15, at Duke 2016-Present)																	
YEAR	G-GS	MIN-AVG	FG-FGA	PCT	3P-3PA	PCT	FT-FTA	PCT	REB	AVG	PF-FO	AST	TO	BS	ST	PTS	AVG
2013-14	34-30	931/27.4	123-228	.427	51-139	.367	48-62	.774	66	1.9	62-0	147	78	7	47	345	10.1
2014-15	36-36	1143/31.8	159-384	.414	69-200	.345	93-112	.830	118	3.3	53-0	163	97	0	80	480	13.3
2016-17	34-34	1153/33.9	210-430	.488	73-183	.399	129-139	.928	126	3.7	51-0	131	92	1	96	622	18.3
Career	104-100	3227/31.0	492-1102	.446	193-522	.370	270-313	.863	310	3.0	166-0	441	267	8	223	1447	13.9
Career Conference Regular Season Statistics (2013-14, 2016-17 in ACC; 2014-15 in Big Ten)																	
YEAR	G-GS	MIN-AVG	FG-FGA	PCT	3P-3PA	PCT	FT-FTA	PCT	REB	AVG	PF-FO	AST	TO	BS	ST	PTS	AVG
2013-14	16-15	442/27.6	61-135	.452	30-70	.429	18-22	.818	30	1.9	24-0	67	36	2	27	170	10.6
2014-15	18-18	621/34.5	79-192	.412	32-104	.308	59-70	.843	63	3.5	26-0	101	46	0	44	249	13.8
2016-17	16-16	555/34.7	107-215	.498	36-88	.409	49-52	.942	59	3.7	23-0	61	45	0	43	299	18.7
Career	50-49	1618/32.4	247-542	.456	98-262	.374	126-144	.875	152	3.0	73-0	229	127	2	114	718	14.4
Career ACC/Big Ten Tournament Statistics (2013-14, 2016-17 in ACC; 2014-15 in Big Ten)																	
YEAR	G-GS	MIN-AVG	FG-FGA	PCT	3P-3PA	PCT	FT-FTA	PCT	REB	AVG	PF-FO	AST	TO	BS	ST	PTS	AVG
2013-14	1-1	34/34.0	4-9	.444	0-5	.000	2-3	.667	2	2.0	1-0	4	3	0	1	10	10.0
2014-15	3-3	100/33.3	18-43	.419	8-21	.380	19-21	.905	9	3.0	6-0	11	4	0	10	63	21.0
2016-17	3-3	111/37.0	15-35	.429	8-18	.444	20-22	.909	16	5.3	4-0	11	12	0	8	58	19.3
Career	7-7	245/35.0	37-87	.425	16-44	.364	41-46	.891	27	3.9	11-0	26	19	0	19	131	18.7
Career NCAA Tournament Statistics (at Maryland 2013-15, at Duke 2016-Present)																	
YEAR	G-GS	MIN-AVG	FG-FGA	PCT	3P-3PA	PCT	FT-FTA	PCT	REB	AVG	PF-FO	AST	TO	BS	ST	PTS	AVG
2013-14	5-5	169/33.8	25-55	.455	7-23	.304	19-24	.792	14	2.8	14-0	23	19	0	8	76	15.2
2014-15	5-5	165/33.0	20-51	.392	11-31	.354	5-6	.833	23	4.6	7-0	17	18	0	5	56	11.2
2016-17	2-2	66/33.0	12-26	.462	2-8	.250	10-10	1.000	9	4.5	2-0	15	2	0	7	36	18.0
Career	12-12	400/33.3	57-132	.431	20-62	.323	34-40	.850	46	3.8	23-0	55	39	0	20	168	14.0
Career Statistics Versus Ranked Opponents (at Maryland 2013-15, at Duke 2016-Present)																	
YEAR	G-GS	MIN-AVG	FG-FGA	PCT	3P-3PA	PCT	FT-FTA	PCT	REB	AVG	PF-FO	AST	TO	BS	ST	PTS	AVG
2013-14	9-8	302/33.6	38-101	.376	13-51	.255	27-35	.771	22	2.4	27-0	36	22	2	13	116	12.9
2014-15	15-15	514/34.3	77-177	.435	37-93	.398	35-39	.897	52	3.5	24-0	55	31	0	27	226	15.1
2016-17	12-12	436/36.3	61-144	.424	28-69	.406	59-63	.937	44	3.7	21-0	39	49	0	28	209	17.4
Career	36-35	1252/34.8	176-422	.417	78-213	.366	121-137	.883	118	3.3	72-0	130	102	2	68	551	15.3



Bego Faz Davalos
6-3 ■ R-Senior ■ C ■ #21
San Luis Potosi, Mexico
(Technologico De Monterrey)
(Fresno State)

Has great tenacity and aggressiveness ... her willingness to pursue the ball is outstanding... excellent rebounding ability and anticipation of where the rebound will come off ... timing is exceptional on defense ... will battle in the paint with anybody.

Career:

Is the NCAA active leader in rebounds (896), blocks (346), blocks per game (3.46) and double-doubles (37) ... only 13 blocks away from moving into a tie for 27th place on the NCAA career blocks list along with Denise Hogue of College of Charleston (359) ... her 3.46 career blocks per game average would rank 15th on the NCAA all-time list.

As a Junior at Fresno State (2016-17):

Mountain West Defensive Player of the Year ... All-Mountain West honoree ... named to Mountain West All-Defensive Team ... CoSIDA Academic All-District selection ... averaged 14.6 points, 11.2 rebounds, 3.5 blocks, 1.8 assists and 1.5 steals ... became the 23rd player in Fresno State history to reach 1,000 points ... ranked in the top 10 of seven different NCAA categories -- third in blocks (114), fourth in blocks per game (3.45), eighth in defensive rebounds per game (8.0), fourth in double-doubles (21), fifth in rebounds, seventh in rebounds per game (11.2) and fourth in triple-doubles (1) ... broke five Fresno State records during the season -- career double-doubles (37), season double-doubles (21), career blocks (346), season rebounds (370), season rebound average (11.2) ... snapped four Mountain West records -- season double-doubles, season rebounds, season rebounds in Mountain West games only (186) and career blocks ... broke four Mountain West Tournament records -- rebounds in a tournament (53), career rebounds (85), blocks in a tournament (16) and career blocks (25) ... had a string of six straight games with a double-double ... totaled six games with 20 or more points, including a season-high 25 points against Nevada ... pulled down a season-high 19 rebounds on three different occasions.

As a Sophomore at Fresno State (2015-16):

Mountain West Defensive Player of the Year ... All-Mountain West selection ... named to Mountain West All-Defensive Team ... led the NCAA in blocks (136) and blocks per game (4.0) ... averaged 12.7 points, 9.4 rebounds, 4.0 blocks, 2.5 assists and 1.3 steals ... her 106th block of the season, which came at Air Force on Feb 24, broke the Mountain West single season record for blocked shots ... her 136 blocks ranked as the second best single-season total in Bulldog history ... with two blocks at Colorado State March 1, she surpassed her conference games-only record, and finished the season with 77... set a new program record for rebounds in a season with 318 ... in 29 minutes versus Cal State Stanislaus Dec. 8, became the first player in program history to record a triple-double (24 points, 17 rebounds and 10 blocks) ... it was the 11th triple-double in Mountain West history, and the first using blocks ... set a single-season program record with 14 double-doubles ... posted double-figure scoring games 26 times ... grabbed 10 or more rebounds in 18 games ... blocked five or more shots on 12 occasions ... led Fresno State in total points (431), points per game (12.7), rebounds per game (9.4), blocks (136), steals (45), offensive rebounds (107), defensive rebounds (211) and total rebounds (318) ... ranked second on the team in assists with 85 ... registered three games with 20 or more points.

As a Freshman at Fresno State (2014-15):

Selected to Mountain West All-Freshman Team ... broke the Mountain West single-season blocks record for conference games only with 70 ... shattered the confer-

ence's freshman overall block record for with 96 ... the 96 blocks was nine shy of the conference's single-season record ... her 70 blocks in league games broke Adams' MW record of 32 ... in Mountain West play, averaged 3.9 blocks per contest, 2.5 ahead of second in the category ... ranked 15th in the NCAA in blocks per game, averaging 2.91 ... the 96 blocks during the year ranked as the fifth-most in a single in program history and placed her fourth all-time in career blocks at Fresno State ... posted three seven-block games on the year (Cal State Stanislaus, Nov. 19; Utah State, Jan. 7; San Jose State, Jan. 14) ... recorded six-block games against Nevada on Jan. 10, Wyoming on Jan. 17 and Nevada on Jan. 24 ... averaged 5.1 points and 6.3 rebounds in 18.4 minutes per game ... recorded first-career double-double against Cal State Stanislaus on Nov. 19 with season highs of 19 points and 14 rebounds in her second collegiate contest ... posted double-double versus San Jose State on Jan. 14 with 11 points and 12 rebounds ... had two double-doubles on the season.

High School/AAU:

Lettered four years in basketball at Tecnologico De Monterrey High School ... helped her team to four championship titles ... selected for the dream team all four years ... starter for the Mexican National team and competed in the FIBA Americas Tournament ... in the tournament, she averaged 10 points and nine rebounds in 25 minutes per game.

Personal:

Full name is Maria Begona Faz Davalos ... born Sept. 22, 1994 in San Luis Potosi, Mexico ... daughter of Jose Antonio Faz Briseno and the late Irma Davalos Verastegui ... has two sisters, Maria Jose Faz Davalos and Maria Monserrat Faz Davalos (27) ... graduated from Fresno State May 20, 2017 with a degree in business administration marketing ... enrolled in the MMS Program at the Duke Fuqua School of Business for 2017-18.

Career Highs (at Fresno St.)	
Points	25
vs #10 Nevada (3-6-17)	
Rebounds	19
CSU Dominguez Hills (12-7-16)	
San Jose State (1-7-17)	
at San Diego State (2-4-17)	
Assists	7
at San Jose State (1-16-16)	
at Pacific (12-10-16)	
Steals	5
Santa Clara (3-18-16)	
at Nevada (12-31-16)	
Field Goals Made	11
Cal State Stanislaus (12-8-15)	
UC Santa Barbara (12-16-16)	
Field Goals Attempted	20
Cal State Stanislaus (12-8-15)	
Utah (11-15-16)	
Free Throws Made	9
New Mexico (2-27-16)	
Free Throws Attempted	11
at Weber State (12-19-16)	
Blocks	10
Cal State Stanislaus (12-8-15)	
CSUN (11-18-16)	



Rebecca Greenwell

6-1 ■ R-Senior ■ G ■ #23

Dwensboro, Ky.
(Dwensboro Catholic)

Tri-Captain in 2017-18 and 2016-17 ... tremendous shooter ... versatile player who can play the point, two and three ... one of the greatest competitors Coach P has ever coached ... ability to create off the dribble ... quick, defensive and fundamentally sound player ... was presented with the Iron Blue Devil Belt by William Stephens, Duke strength and conditioning coach, after her hard work during the summer of 2015 and sophomore year preseason conditioning and workouts.

Career:

Two-time All-ACC first team selection ... became the fifth player in ACC history to register 70+ three-pointers in each of her first three years ... took her only 67 games to reach 1,000 for her career, which was the fourth-quickest in Blue Devil history ... owns 25 games with 20 or more points ... started all 98 contests she has played in at Duke ... drained a three-pointer in 16 consecutive games as a freshman/sophomore and as a junior to rank fourth on the Blue Devil record charts.

Duke Career Record Book:

In three years, ranks 11th in scoring (1,485), tied sixth in scoring average (15.2), second in three-point field goals made (228), second in three-point field goals attempted (585), 10th in three-point field goal percentage (39.0), fourth in free throw percentage (81.9), tied ninth in double-figure scoring games (80), seventh in games with 20 or more points (25) and tied third in games of 30 or more points (3) ... needs only 24 three-pointers to tie the Duke career record of 252 held by Tricia Liston ... is only 135 points away from moving into 10th place on Duke's all-time scoring list ... needs 106 three-point field goals attempted to equal the Blue Devil record of 691 held by Abby Waner.

Duke Single-Game Record Book:

Broke the record for most three-pointers made (8) and attempted (16) at Pepperdine on Nov. 27, 2016.

Duke Single-Season Record Book:

Owns three of the top six three-pointers made marks -- second (83 as junior), tied fourth (73 as sophomore) and sixth (72 as freshman) ... posted a Duke record 208 three-pointers attempted in 2016-17 ... also ranks second (202) and 10th (175) in three-pointers attempted ... collected an 87.7 free throw percentage in 2016-17 to rank fifth ... played 1,143 minutes in 2016-17 to rank ninth ... tied a Duke record with three games of 30 or more points as a junior.

As a Junior (2016-17):

One of three captains along with Lexie Brown and Oderah Chidom ... WBCA All-Region and WBCA All-America honorable mention honoree... All-ACC First Team selection by both the Blue Ribbon Panel and the league head coaches ... All-ACC Tournament second team ... All-ACC Academic Team ... John R. Wooden and Naismith Watch List for National Player of the Year ... ACC Co-Player of the Week and espnW National Player of the Week on Dec. 5 ... in the ACC stats, ranked seventh in scoring (16.4), tied 13th in rebounding (6.4), fourth in free throw percentage (87.7), sixth in three-point field goal percentage (39.9) and sixth in three-point field goals made (2.4) ... matched a Duke record with three 30-point performances ... added 10 games with 20 or more points ... ranked 15th nationally with an 87.7 free throw percentage and 39th with a 39.9 three-point field goal percentage ... became the second Blue Devil guard (Katie Meier) to lead the team in rebounding (6.4) ... the first Duke player to average 16+ points, 6.0+ rebounds and 2.4+ three-pointers per game in a season ... her 29 points against third-ranked South Carolina was

tied for the most in a single game against a top-three ranked opponent in school history ... hit 83 three-pointers, which was the second-most in school history ... collected a team-best five double-doubles ... hit at least one three-pointer in 32-of-34 games played ... blocked a career-high three shots against Hampton in the NCAA Tournament ... her 208 three-pointers attempted was a Duke record ... in ACC games only, ranked 12th in scoring (15.2), tied 16th in rebounding (6.1), fifth in free throw percentage (87.3), tied 11th in steals (1.8) and tied 10th in three-point field goals made (2.1) ... her 10 games with 20+ points on the year ranked tied seventh in the ACC.

As a Sophomore (2015-16):

All-ACC second team selection by both the Blue Ribbon Panel and league coaches ... Listed on the USBWA, Naismith National Player of the Year Watch list and the Wooden Award top 30 charts ... received Mayan Tournament All-Tournament accolades in Cancun, Mexico ... All-ACC Academic Team honoree ... earned CoSIDA Academic All-District III honors ... prior to the season, named to the Preseason All-ACC squad ... started all 30 contests, before missing the final two games due to a back injury ... averaged 15.1 points, 5.9 rebounds, 2.1 assists and 1.5 steals ... in her final game of the season, totaled a career-high 27 points, 10 rebounds, two assists and two steals in 29 minutes at North Carolina ... drained 73 three-pointers to rank third on Duke's single-season history ... her 175 three-pointers attempted ranked eighth ... ranked ninth in the ACC in scoring (15.1), 20th in rebounding (5.9), ninth in free throw percentage (77.8), fourth in three-point field goal percentage (41.7) and third in three-point field goals made per game (2.4) ... her 41.7 three-point field goal percentage ranked 22nd nationally, while her 73 treys ranked 78th ... in ACC games only, ranked sixth in scoring (16.0), tied 18th in rebounding (6.1), second in three-point field goal percentage (44.6) and tied third in three-point field goals made (41) ... collected two double-doubles on the season ... registered eight games with 20 or more points ... drained at least one three-pointer in 27-of-30 contests and hit five or more treys five times ... scored double-digits in 11 out of her final 12 games of the season.

Duke Freshman Record Book:

Set a total of five Blue Devil freshman records in 2014-15 -- field goals attempted (396), three-pointers made (72), three-pointers attempted (202), double-figure scoring games (28-tied) and minutes played (1171) ... ranked third in scoring (476), seventh in field goals made (157), seventh in rebounds (187), tied third in defensive rebounds (141), tied fifth in double-doubles (5), third in 20-point scoring games (8) and sixth in double-figure rebound games (5).

2015 USA Basketball Women's World University Games Team:

Was named to the team, but had to withdraw due to an illness.

As a Redshirt Freshman (2014-15):

Made an immediate impact as a rookie, starting all 34 contests while averaging 14.0 points, 5.5 rebounds, 2.1 assists and 1.9 steals ... All-ACC Academic Team selection ... selected ACC Freshman of the Week Jan. 12 ... a preseason ACC Newcomer to Watch selection ... drained a Duke freshman single-season record 72 three-pointers and attempted a Blue Devil record 202 treys ... notched 28 games with double-figure scoring to tie a Duke freshman mark ... notched five double-doubles and eight games with 20 or more points ... her 72 three-pointers ranks as the third-most by a freshman in ACC history, while her 202 three-pointers attempted were second in the league record book ... the 72 treys also ranked fourth nationally among freshmen ... scored 20 points, including the game-winning three-pointer against Albany in the NCAA Tournament ... hit a career-high 6-of-11 three-pointers in the Albany contest ... in the ACC stats, ranked 15th in scoring (14.0), eighth in free throw percentage (78.9), 14th in three-point field goal percentage (35.6), fifth in three-pointers made per game (2.1) and sixth in steals (1.9) ... her scoring average of 14.0 ranked second among ACC freshmen ... drained at least one three-pointer in 13 straight games ... scored a career-high 23 points at Texas A&M ... hit one three-pointer in all but three games on the season ... drained three or more treys in 12 contests ... opened her career with a double-double at Alabama with 17 points and 10 rebounds along with seven steals and three assists ... collected a double-double with 14 points and a career-high 14 rebounds at 12th-ranked North Carolina ... hit her first 12 free throws to open her collegiate career and had a streak of 18

2016-17 - Redshirt Junior Year

	Min	FG-A	3G-A	FT-A	OR/TOT	PFA	T	B	S	PTS	
at Liberty [^]	28	10-21	2-6	6-7	1-6	1	5	4	0	2	28
Penn [^]	36	5-16	2-6	5-6	4-8	2	2	2	0	1	17
Longwood [^]	27	10-20	5-12	5-6	3-7	1	3	3	0	4	30
Grand Canyon [^]	31	5-10	3-6	2-2	1-10	4	3	4	0	2	15
at Vanderbilt [^]	37	6-17	2-9	3-3	1-5	3	2	3	0	3	17
Old Dominion [^]	32	9-14	5-8	1-1	1-6	1	1	2	0	2	24
at L. Beach St. [^]	30	5-9	2-5	2-3	0-4	1	4	1	0	0	14
at Pepperdine [^]	35	11-20	8-16	1-1	3-8	1	1	1	0	0	31
at Rutgers [^]	28	3-9	3-7	2-2	2-6	2	5	3	0	1	11
South Carolina [^]	37	9-15	4-7	7-8	0-3	3	0	2	0	3	29
Elon [^]	35	4-12	2-4	2-2	2-5	3	2	2	0	0	12
Villanova [^]	37	7-11	2-4	2-2	2-9	3	3	1	0	1	18
Kentucky [^]	37	3-9	1-4	3-4	0-10	2	5	5	0	1	10
Louisville [^]	38	4-10	1-3	1-2	1-6	0	2	2	0	1	10
at Ga. Tech [^]	38	5-10	1-5	6-8	1-5	2	1	4	0	2	17
at Florida State [^]	31	0-5	0-3	2-2	1-6	2	0	3	0	0	2
UNC [^]	37	3-14	0-8	0-0	0-3	2	0	1	0	0	6
at NC State [^]	35	5-12	1-4	0-0	1-7	2	5	2	1	3	11
Virginia Tech [^]	30	5-10	2-5	6-6	4-5	2	4	2	0	3	18
at Boston Col. [^]	34	5-16	2-6	2-2	0-5	0	3	4	0	3	14
at Notre Dame [^]	39	3-9	2-5	3-4	3-6	2	2	3	0	1	11
Wake Forest [^]	31	4-16	3-9	2-2	0-5	1	2	3	0	2	13
Clemson [^]	32	8-13	2-4	3-3	1-4	2	1	1	1	1	21
at Virginia [^]	29	7-10	4-6	3-4	2-6	2	2	3	0	3	21
Syracuse [^]	32	6-14	3-6	3-4	1-10	1	3	3	0	3	18
Pitt [^]	29	3-11	2-7	3-3	1-6	1	1	4	1	2	11
at Wake Forest [^]	34	6-12	3-6	3-4	3-7	1	3	0	0	2	18
Miami [^]	36	7-10	1-2	7-7	3-13	3	4	5	1	0	22
at UNC [^]	35	10-18	6-10	4-4	3-4	3	3	0	0	2	30
vs. Syracuse [^]	33	2-6	1-4	1-2	0-3	0	3	3	1	0	6
vs. Miami [^]	37	3-7	2-4	0-0	2-5	1	1	3	0	1	8
vs. Notre Dame [^]	32	3-11	2-4	4-4	3-5	1	1	3	0	0	12
Hampton [^]	30	8-14	4-7	6-6	2-10	2	3	5	3	2	26
Oregon [^]	39	3-11	0-6	0-0	5-9	4	3	5	0	2	6

[^] Denotes Game Started

2015-16 - Redshirt Sophomore Year

	Min	FG-A	3G-A	FT-A	OR/TOT	PFA	T	B	S	PTS	
at Penn [^]	33	2-6	1-3	4-4	1-8	3	0	2	0	1	9
Winthrop [^]	32	5-10	5-10	2-2	1-4	0	2	3	0	1	17
Texas A&M [^]	40	8-10	2-2	4-4	1-6	1	2	4	0	0	22
Army [^]	37	4-13	1-8	4-5	1-4	3	3	2	0	2	13
vs. Idaho [^]	33	5-14	3-7	4-5	1-2	2	1	3	0	2	17
vs. Iowa State [^]	32	4-11	3-6	4-5	4-7	1	0	2	0	0	15
vs. Texas State [^]	26	2-8	1-6	2-2	1-7	0	2	3	0	1	7
Minnesota [^]	29	7-11	3-7	0-0	0-8	2	5	4	0	2	17
at S.Carolina [^]	34	2-9	0-2	0-0	2-3	2	2	3	0	0	4
UMass [^]	33	5-14	2-8	0-0	1-7	1	5	2	0	0	12
Liberty [^]	30	9-18	4-8	4-4	2-8	3	2	2	0	4	26
at Kentucky [^]	38	0-6	0-3	1-2	3-3	2	2	3	1	1	1
WCU [^]	27	5-9	2-5	1-2	1-4	2	3	1	1	2	13
UNCW [^]	31	9-15	5-8	0-0	2-9	0	1	1	1	1	23
at Syracuse [^]	30	3-12	2-6	0-0	1-3	1	0	3	0	0	8
Wake Forest [^]	33	7-15	5-10	2-2	1-9	2	2	0	0	4	21
at Louisville [^]	38	4-11	2-3	4-6	2-2	1	2	1	0	1	14
NC State [^]	37	1-7	0-2	4-6	1-6	2	2	4	0	0	6
Boston College [^]	38	8-18	5-9	2-4	0-4	1	2	1	0	5	23
at Clemson [^]	33	5-13	2-6	0-0	0-6	1	3	4	2	4	12
UNC [^]	37	6-14	2-7	2-3	2-5	1	2	5	0	2	16
at Pitt [^]	36	8-13	4-7	2-2	1-2	2	4	1	0	3	22
Notre Dame [^]	33	6-11	2-5	2-5	1-9	3	2	2	1	0	16
Virginia [^]	37	10-14	5-7	0-0	3-12	1	4	6	1	2	25
at Miami [^]	37	4-14	2-6	6-7	2-7	4	1	3	0	2	16
Florida State [^]	32	3-10	1-3	1-1	1-2	3	1	6	0	1	8
at WFU [^]	36	3-8	3-5	2-2	0-6	4	2	3	0	2	11
at Va. Tech [^]	33	6-12	0-4	3-4	6-9	2	2	4	0	0	15
Georgia Tech [^]	37	7-14	2-5	0-0	2-5	1	2	6	0	0	16
at UNC [^]	29	10-17	4-7	3-4	4-10	1	2	1	0	2	27
vs. Virginia											DNP - Injured
vs. Notre Dame											DNP - Injured

Career Highs

Points.....	31
at Pepperdine (11-27-16)	
Rebounds.....	14
at North Carolina (1-25-15)	
Assists.....	5
seven times - most recent	
at NC State (1-15-17)	
Kentucky (12-29-16)	
Steals.....	7
at Alabama (11-16-14)	
Field Goals Made.....	11
at Pepperdine (11-27-16)	
Field Goals Attempted.....	21
at Liberty (11-11-16)	
Field Goal Percentage.....	.800 (8-10)
Texas A&M (11-18-15)	
Free Throws Made.....	8
at Alabama (11-16-14)	
Free Throw Percentage.....	1.000 (8-8)
at Alabama (11-16-14)	
Three-Point Field Goals Made.....	8
at Pepperdine (11-27-16)	
Three-Point Field Goals Attempted....	16
at Pepperdine (11-27-16)	

2014-15 - Redshirt Freshman Year

	Min	FG-A	3G-A	FT-A	OR/TOT	PFA	T	B	S	PTS	
at Alabama [^]	32	4-11	1-4	8-8	1-10	2	3	4	1	7	17
at ODU [^]	36	4-12	2-8	0-0	0-6	0	5	2	0	1	10
Marquette [^]	33	7-18	4-8	4-4	3-12	0	2	0	1	2	22
Buffalo [^]	30	4-14	1-7	1-3	4-13	1	2	4	0	2	10
Stony Brook [^]	33	4-14	2-9	0-0	1-3	2	3	1	0	1	10
at Texas A&M [^]	38	7-19	3-6	6-6	2-5	2	2	3	1	1	23
at Nebraska [^]	36	2-10	1-4	4-4	1-5	1	3	3	0	0	9
South Carolina [^]	37	4-9	0-3	4-4	0-5	1	0	4	0	4	12
Oklahoma [^]	32	3-9	1-4	4-4	3-10	2	2	5	0	2	11
UMass Lowell [^]	26	6-14	1-4	2-2	3-6	0	3	1	0	4	15
Kentucky [^]	36	5-8	2-4	1-2	1-5	2	4	3	1	2	13
at UConn [^]	33	0-2	0-2	4-4	3-4	4	2	5	1	1	4
NC A&T [^]	25	8-12	4-5	0-0	0-4	1	3	3	0	3	20
WFU [^]	36	5-11	1-6	4-5	2-6	1	2	3	0	1	15
Syracuse [^]	34	6-12	4-8	4-4	1-6	1	5	3	0	4	20
at Florida St. [^]	38	4-8	4-5	7-7	1-5	2	2	5	0	0	19
Virginia Tech [^]	33	8-12	4-8	1-1	1-3	1	0	1	1	1	21
Miami [^]	27	2-9	1-4	0-0	2-2	3	0	4	0	0	5
at Boston Col. [^]	35	4-13	2-6	1-2	2-6	0	1	1	0	0	11
at UNC [^]	44	5-17	2-7	2-4	7-14	2	2	6	0	2	14
Pittsburgh [^]	29	3-9	2-4	2-2	1-5	0	1	3	0	3	10
Louisville [^]	36	4-9	3-7	2-4	1-3	0	2	3	0	1	13
at WFU [^]	36	4-11	1-5	2-5	1-2	2	1	1	0	2	11
Clemson [^]	32	6-13	3-8	4-4	1-4	1	0	1	0	0	19
at Virginia [^]	30	7-16	4-10	4-4	1-5	0	2	4	0	3	22
at Notre Dame [^]	33	2-5	0-2	0-0	0-5	5	1	5	0	0	4
at NC State [^]	37	4-18	2-11	6-7	1-4	4	3	3	0	0	16
at Ga. Tech [^]	38	7-18	1-8	1-1	0-4	2	3	3	1	3	16
North Carolina [^]	40	6-10	3-5	4-7	1-6	2	4	7	1	3	19
vs. WFU [^]	35	6-12	1-5	4-8	0-2	2	2	4	0	5	17
vs. Notre Dame [^]	39	2-10	2-4	0-0	0-5	2	0	1	0	2	6
Albany [^]	37	7-13	6-11	0-0	0-3	1	1	6	0	1	20
Miss. State [^]	38	5-11	3-6	4-8	1-5	4	3	3	0	2	17
vs. Maryland [^]	37	2-7	1-4	0-0	0-4	1	1	2	0	3	5

straight conclude against Kentucky.

As a Freshman (2013-14):

Sat out the season with a knee injury.

Rankings:

No. 4 (Girls Basketball Report), No. 6 (Blue Star Report), No. 6 (Hoop Gurlz), No. 18 (ASGR)

2012 USA Basketball U17 World Championship Team:

Member of the U17 World Championship team that produced an 8-0 record and won the gold medal in Amsterdam, Netherlands ... averaged 11.9 points, 7.3 rebounds, 2.1 assists and 2.0 steals, while starting all eight contests.

2011 USA Basketball U16 National Team:

Guided the U16 National Team to a 5-0 record and the gold medal in Merida, Mexico ... started all five contests and averaged 15.6 points, 5.8 rebounds and 3.2 steals ... her 15.6 points was a team high ... named Co-MVP of the tournament ... hit 11 three-pointers for a 45.8 percentage ... established USA U-16 single-game highs for field goals attempted (21) and three-pointers attempted (10) and set records for average points (15.6), field goals made (62) and three-pointers made (11).

2011 USA Basketball 3X3 Youth World Championship Team:

Played on 3X3 Youth World Championship team that received the honorary bronze medal ... injured her ACL during the tournament ... averaged 5.0 points a game before being injured.

High School/AAU:

2013 McDonald's All-America and WBCA All-America selection ... All-USA Today First Team honoree ... had her high school jersey retired ... Courier Journal First Team All-State in 2013 ... named to the preseason 2012-13 American Family Insurance ALL USA Girls Team ... three-time all-state first team (2010, 2011, 2013) ... Messenger-Inquirer three-time Region III Player of the Year (2010, 2011, 2013) ... three-time All-District first team selection (2009-11) ... scored 3,306 career points and pulled down over 1,500 rebounds ... holds school records for single-game points (51 vs. Trinity) and steals (12) ... lists career highs of 20 rebounds (vs. Grayson

County), eight assists (vs. Owensboro) and eight blocks (vs. Union County) ... in the McDonald's All-America game, had eight points, two rebounds, one steal and one assist in nine minutes before getting injured ... averaged 23.1 points, 8.9 rebounds, 3.6 assists and 2.6 steals as a senior ... scored 40 or more points four times, including a 51-point performance against Trinity on Jan. 14 ... against Trinity, hit a national record 17 three-pointers on 28 attempts ... hit 73 three-pointers in 21 games for a 46.0 percentage ... totaled nine double-doubles ... as a junior, did not play due to an ACL injury ... as a sophomore, started all 35 games averaging 32.6 points, 12.0 rebounds, 3.6 assists, 3.9 steals and 1.4 blocks ... during her sophomore season, shot 48.0 percent from the field, 30.0 percent from three-point land and 76.0 percent from the line ... Class A All-State Tournament team in 2011 after setting records for total points (122) and points in a single game ... reached the 2,000 point and 1,000 rebound plateau in the 2010-11 campaign, tallying 24 games with 30+ points, eight 40+ point games and 27 double-digit rebounding games ... notched a 27-8 record ... all-state second team (2009) ... as a freshman in 2009-10, started all 34 games averaging 26.6 points, 10.4 rebounds and 3.1 assists ... tallied 23 games with 20+ points as well as 10 30+ point performances ... led her squad to an 18-16 record ... averaged 18.2 points, 8.1 rebounds, 3.0 assists, 2.2 steals and 1.5 blocks as an eighth grader ... led her team to a 21-10 record ... started playing varsity basketball in the seventh grade (2007-08) ... competed for the Tennessee Flight AAU squad since 2009 ... finished second at Boo Williams in 2009-11 and won Nike Nationals in 2010 ... played for Tennessee Elite from 2005-09 and finished second in the state AAU from 2005-09 ... played on her high school tennis team in 2010 and 2011 ... the JV player of the year in 2011.

Personal:

Full name is Rebecca Danielle Greenwell ... born February 27, 1995 in Evansville, Ind. ... daughter of Nicole Elder, stepfather Ryan Elder and father Neal Greenwell ... has three sisters, Rachel (26), Briley (13) and Emma (10) ... her sister, Rachel, played basketball at Bellarmine University ... was named to the Academic All-State team as well as National Honors Society in high school ... earned Dean's List honors at Duke for the Fall of 2014 ... a four-time ACC Honor Roll selection ... received a psychology degree in May of 2017 from Duke ... enrolled in the MMS Program at the Duke Fuqua School of Business for 2017-18.

Career Statistics

YEAR	G-GS	MIN-AVG	FG-FGA	PCT	3P-3PA	PCT	FT-FTA	PCT	REB	AVG	PF-FO	AST	TO	BS	ST	PTS	AVG
2014-15	34-34	1171/34.4	157-396	.396	72-202	.356	90-114	.789	187	5.5	54-1	70	107	8	66	476	14.0
2015-16	30-30	1011/33.7	158-357	.443	73-175	.417	63-81	.778	177	5.9	52-0	63	85	7	45	452	15.1
2016-17	34-34	1143/33.6	187-422	.443	83-208	.399	100-114	.877	217	6.4	61-0	83	92	8	53	557	16.4
Career	98-98	3325/33.9	502-1175	.427	228-585	.390	253-309	.819	581	5.9	167-1	216	284	23	164	1485	15.2

Career ACC Regular Season Statistics

YEAR	G-GS	MIN-AVG	FG-FGA	PCT	3P-3PA	PCT	FT-FTA	PCT	REB	AVG	PF-FO	AST	TO	BS	ST	PTS	AVG
2014-15	16-16	558/34.9	77-191	.403	37-104	.356	44-57	.772	80	5.0	26-1	29	53	3	23	235	14.7
2015-16	16-16	556-34.8	91-203	.448	41-92	.446	33-46	.717	97	6.1	30-0	33	50	4	28	256	16.0
2016-17	16-16	540-33.8	81-190	.426	33-89	.371	48-55	.873	98	6.1	26-0	36	40	4	28	243	15.2
Career	48-48	1654/34.5	249-584	.426	111-285	.389	125-158	.791	275	5.7	82-1	98	143	11	79	734	15.3

Career ACC Tournament Statistics

YEAR	G-GS	MIN-AVG	FG-FGA	PCT	3P-3PA	PCT	FT-FTA	PCT	REB	AVG	PF-FO	AST	TO	BS	ST	PTS	AVG
2014-15	2-2	74/37.0	8-22	.364	3-9	.333	4-8	.500	7	3.5	4-0	2	5	0	7	23	11.5
2016-17	3-3	102/34.-	8-24	.333	5-12	.417	5-6	.833	13	4.3	2-0	5	9	1	1	26	8.7
Career	5-5	176/35.2	16-46	.348	8-21	.381	9-14	.643	20	4.0	6-0	7	14	2	8	49	9.8

Career NCAA Tournament Statistics

YEAR	G-GS	MIN-AVG	FG-FGA	PCT	3P-3PA	PCT	FT-FTA	PCT	REB	AVG	PF-FO	AST	TO	BS	ST	PTS	AVG
2014-15	3-3	112/37.3	14-31	.452	10-21	.476	4-8	.500	12	4.0	6-0	5	11	0	6	42	14.0
2016-17	2-2	69/34.5	11-25	.440	4-13	.308	6-6	1.000	19	9.5	6-0	6	10	3	4	32	16.0
Career	5-5	181/36.2	25-56	.446	14-34	.412	10-14	.714	31	13.5	12-0	11	21	3	10	74	14.8

Career Statistics Versus Ranked Opponents

YEAR	G-GS	MIN-AVG	FG-FGA	PCT	3P-3PA	PCT	FT-FTA	PCT	REB	AVG	PF-FO	AST	TO	BS	ST	PTS	AVG
2014-15	14-14	519/37.1	54-137	.394	28-67	.418	42-54	.778	77	5.5	29-0	31	53	4	25	178	12.7
2015-16	6-6	214/35.7	23-60	.383	7-21	.333	14-19	.737	30	5.0	15-0	10	21	2	4	67	11.2
2016-17	12-12	417/34.8	50-118	.424	20-51	.392	37-43	.860	79	6.6	19-0	30	36	3	16	157	13.1
Career	32-32	1150/35.9	127-315	.403	55-139	.396	93-116	.802	186	5.7	63-0	71	110	9	45	402	12.6



Sofia Roma

6-2 ■ R-Junior ■ F/C ■ #11

Richmond Hill, N.Y.
(Wagner College)

Is physical, aggressive, and verbal ... is a banger by nature and does not quit, which adds to the competitiveness of practices ... sat out the 2016-17 season, after transferring from Wagner.

As a Junior at Duke (2016-17):

Redshirted due to NCAA transfer rules.

As a Sophomore at Wagner (2015-16):

Started 27-of-28 games ... averaged 10.0 rebounds, 5.7 points and 2.1 blocks ... collected 14 games with 10 or more rebounds ... her 10.0 rebounding average ranked 25th nationally and second in the Northeastern Conference ... led the Northeastern Conference with an 11.2 per game average in league games only ... her career-high 22 rebounds against Mount St. Mary's was tied for the 14th-most in a single game in Division I in 2015-16 ... notched six double-doubles ... swatted a career-high eight shots against Robert Morris.

2015 Pan Am Games:

Saw action in four games as team totaled a 1-3 record in Toronto, Canada.

As a Freshman at Wagner (2014-15):

Averaged 5.8 rebounds, 3.2 points and 1.0 blocks ... appeared in 28-of-29 contests ... led the squad with 29 blocked shots ... pulled down a season-high 18 rebounds versus Saint Francis ... notched five double-digit rebounding games ... scored a season-high 11 points versus Central Connecticut.

High School/AAU:

Led her Nazareth Regional H.S. squad to a 21-7 record and to its third straight Class "A" State Championship ... runner up finish in 2014 GCHSAA State Finals ... ranked as the No. 3 prospect in the state of New York and among the top 125 nationally by Maxpreps ... competed with the Exodus NYC AAU Club team ... member of the 2013 Central America U-17 Team that competed in El Salvador ... competed on the 2011 Puerto Rican National Team that played in the Mexico U-16 Americas Tournament ...

Personal:

Full name is Sofia Roma ... born November 21, 1996 in Manhattan, N.Y. ... daughter of Virginia Hortas ... has two sisters, Gloriana (24) and Katia (25), and one brother, Riccardo (22) ... majoring in political science.

Career Highs (at Wagner)

Points	13
at Mount St. Mary's (1-31-15)	
Rebounds	22
at Mount St. Mary's (1-7-16)	
Assists	2
five times - most recent	
LIU Brooklyn (1-18-16)	
Blocks	8
at Robert Morris (1-04-16)	
Steals	3
Saint Francis Brooklyn (2-15-16)	
Field Goals Made	5
Central Conn. (1-31-15)	
Field Goals Attempted	9
two times - most recent	
at Fairleigh Dickinson (2-22-16)	
Field Goal Percentage	1.000 (2-2)
Columbia (12-30-14)	
Free Throws Made	7
Central Conn. (1-21-16)	
Free Throw Percentage	1.000 (4-4)
St. Francis Brooklyn (2-7-15)	

2015-16 - Sophomore Year (at Wagner)

	Min	FG-A	3G-A	FT-A	OR/TOT	PF	A	T	B	S	PTS
at Pittsburgh^	25	3-8	0-0	2-3	1/5	3	1	11	3	0	8
at Old Dom. ^	34	1-5	0-0	2-2	5/12	3	2	0	2	0	4
at Ohio State^	30	1-5	0-0	0-0	4/7	4	1	2	1	0	2
Ole Miss^	19	1-2	0-0	0-0	3/6	5	2	3	2	1	2
NJIT^	25	1-2	0-0	2-2	4/6	4	0	1	2	1	4
at Yale^	19	1-5	0-0	0-0	2/8	3	0	1	0	0	2
Lafayette^	31	4-8	0-0	3-4	5/18	2	0	1	2	1	11
at Delaware St.^27	4-5	0-0	0-1	7/15	3	0	2	4	2	8	
Stony Brook^	14	0-1	0-0	0-0	0/3	3	0	1	1	1	0
at Penn^	13	0-1	0-0	0-0	0/4	2	0	0	0	0	0
at Columbia^	19	1-5	0-0	1-1	3/6	3	1	4	1	1	3
at St. Francis U^37	2-8	0-0	4-8	7/16	2	1	2	0	2	8	
at Robert Morris^32	3-7	0-0	3-4	4/10	2	0	0	8	0	9	
Bryant^	32	1-4	0-0	1-4	4/17	5	1	1	4	1	3
at Sacred Heart^32	0-3	0-0	0-0	3/7	2	2	2	3	1	0	
Cent. Conn. ^	35	2-7	0-0	7-10	9/20	2	1	3	3	0	11
LIU Brooklyn^	31	3-6	0-0	3-4	3/11	4	2	2	5	0	9
Sacred Heart^	35	4-6	0-0	2-4	3/15	3	0	1	0	0	10
SFBKW^	34	3-4	0-0	4-5	3/10	3	0	1	5	0	10
at Mount St. M.^38	4-9	0-0	5-8	7/22	4	1	3	3	0	13	
at SFKBW^	28	3-5	0-0	2-2	0/9	5	0	3	1	1	8
Fairleigh D. ^	33	1-8	0-0	1-1	3/9	2	1	3	0	0	3
Mount St. Marys^ 8	0-0	0-0	0-0	0/2	2	0	0	0	0	0	0
St. Francis U.	35	2-4	0-0	1-4	4/10	4	1	5	0	3	5
at Cent. Conn. ^	37	2-5	0-0	2-4	3/9	3	0	0	1	0	6
at Fairleigh D. ^	36	4-9	0-0	4-6	5/11	1	1	2	5	0	12
Robert Morris^	24	1-3	0-0	0-2	0/2	4	0	2	2	0	2
at LIU Brooklyn^28	2-7	0-0	2-2	4/11	4	0	1	1	0	6	

2014-15 - Freshman Year (at Wagner)

	Min	FG-A	3G-A	FT-A	OR/TOT	PF	A	T	B	S	PTS
at VCU	10	0-1	0-0	1-2	5/5	2	0	2	0	0	1
at Maryland	23	1-3	0-0	0-2	3/8	4	0	5	0	2	2
Rutgers	17	0-2	0-0	1-4	2/4	4	0	2	1	0	1
Monmouth	17	0-3	0-0	1-2	2/4	3	0	1	1	1	1
at St. John's	8	1-4	0-0	0-0	1/2	2	0	1	0	0	2
at NJIT	19	1-3	0-0	1-4	1/6	4	0	1	0	0	3
at Penn State	10	0-1	0-0	1-2	0/2	4	0	2	0	0	1
at Vermont	23	1-3	0-0	1-1	4/8	4	2	2	3	1	3
Yale	10	2-5	0-0	0-0	0/1	1	0	0	1	0	4
Stony Brook	7	2-3	0-0	0-0	0/2	2	0	1	2	0	4
Columbia	10	2-2	0-0	2-3	1/3	4	0	1	0	0	6
at St. Francis U.	18	3-5	0-0	2-6	4/18	3	0	1	2	0	8
Mount St. Marys	25	3-5	0-0	1-5	3/8	3	0	1	2	1	7
LIU Brooklyn	13	12	0-0	2-2	1/1	2	0	0	1	1	4
Robert Morris	15	1-3	0-0	1-2	2/4	1	0	1	0	1	3
at Fairleigh D.	8	0-4	0-0	0-0	3/6	1	0	1	0	0	0
at Bryant	13	0-2	0-0	0-0	2/5	2	0	0	0	0	0
at Central Conn.^18	3-5	0-0	0-1	4/10	4	0	3	0	0	6	
St. Francis U.	3	1-1	0-0	0-0	0/0	0	0	1	0	0	2
Cent. Conn.	31	5-6	0-0	1-3	3/9	0	0	1	1	1	11
ST. F. Brook.	14	1-1	0-0	4-4	3/6	4	0	3	2	2	6
at Sacred Heart	26	2-4	0-0	0-0	4/9	1	0	1	2	0	4
Fairleigh D.	6	0-1	0-0	0-0	1/1	0	0	2	1	0	0
at ST. F. Brook.	6	0-0	0-0	0-0	0/1	1	0	1	0	2	0
at LIU Brook.	25	2-5	0-0	3-8	7/12	3	0	4	2	1	7
Bryant	23	0-3	0-0	0-0	3/11	2	0	1	4	1	0
at Mount St. M.	23	0-3	0-0	3-4	3/6	3	0	2	1	1	3
at Robert Morris	22	0-0	0-0	0-0	0/6	2	0	2	3	0	0

^ Denotes Game Started

Career Statistics

YEAR	G-GS	MIN-AVG	FG-FGA	PCT	3P-3PA	PCT	FT-FTA	PCT	REB	AVG	PF-FO	AST	TO	BS	ST	PTS	AVG
2014-15	27-1	443/13.8	32-80	.400	0-0	.000	25-55	.455	161	5.8	66-0	2	43	29	15	89	3.2
2015-16	27-26	791/28.3	54-142	.380	0-0	.000	51-81	.630	281	10.0	87-3	18	47	59	15	159	5.7
Career	54-27	1234/21.1	86-222	.387	0-0	.000	76-136	.559	442	7.9	153-3	20	90	88	30	248	4.5

Career NEC Regular Season Statistics

YEAR	G-GS	MIN-AVG	FG-FGA	PCT	3P-3PA	PCT	FT-FTA	PCT	REB	AVG	PF-FO	AST	TO	BS	ST	PTS	AVG
2014-15	17-1	289/17.0	22-50	.440	0-0	.000	17-35	.486	113	6.6	32-0	0	25	21	11	61	3.6
2015-16	17-16	535/31.5	37-95	.389	0-0	.000	41-68	.603	191	11.2	52-3	11	31	41	8	115	6.8
Career	34-17	824/24.3	59-145	.409	0-0	.000	58-103	.563	304	8.9	84-3	11	56	62	19	176	5.2

Career NEC Tournament Statistics

YEAR	G-GS	MIN-AVG	FG-FGA	PCT	3P-3PA	PCT	FT-FTA	PCT	REB	AVG	PF-FO	AST	TO	BS	ST	PTS	AVG
N/A																	

Career NCAA Tournament Statistics

YEAR	G-GS	MIN-AVG	FG-FGA	PCT	3P-3PA	PCT	FT-FTA	PCT	REB	AVG	PF-FO	AST	TO	BS	ST	PTS	AVG
N/A																	

Career Statistics Versus Ranked Opponents

YEAR	G-GS	MIN-AVG	FG-FGA	PCT	3P-3PA	PCT	FT-FTA	PCT	REB	AVG	PF-FO	AST	TO	BS	ST	PTS	AVG
2014-15	2-0	40/20.0	1-5	.200	0-0	.000	1-6	.167	15	7.5	8-0	0	7	1	2	3	1.5
2015-16	1-0	30/30.0	1-5	.200	0-0	.000	0-0	.000	7	7.0	4-0	1	2	1	0	2	2.0
Career	3-0	70/23.3	2-10	.200	0-0	.000	1-6	.167	22	7.3	12-0	1	9	2	2	5	1.7



Erin Mathias

6-4 ■ Senior ■ F/C ■ #35

**Pittsburgh, Pa.
(Fox Chapel Area)**

One of the most improved players on the team in 2017-18 ... a strong player ... she can play inside and out ... has a three ball that she can pull now and again ... is getting more aggressive ... a competitor and very focused ... heavily involved in fashion and has created her own line of clothing called Erin Mathias Designs.

As a Junior (2016-17):

Collected six starts in 34 contests ... saw key minutes in the post all season ... started the first five games of the season and in the second round of the NCAA Tournament against Oregon ... averaged 3.9 points, 3.4 rebounds and 1.1 assists ... scored double-digits in back-to-back contests against Longwood (13) and Grand Canyon (10) ... pulled down a career-high 10 rebounds to go along with four points and four assists in 21 minutes at Liberty in the season opener ... came off the bench to provide six points, four rebounds, three steals and one blocked shot in an upset win over eventual NCAA Champion South Carolina ... in the NCAA Tournament first round versus Hampton, had seven points, seven rebounds, three steals and two blocked shots in a season-high 29 minutes.

As a Sophomore (2015-16):

Started three of her 30 games played ... averaged 1.8 points and 1.7 rebounds ... netted a season-high eight points at North Carolina in 17 minutes, while hitting 4-of-5 field goals ... pulled down a season-high five boards versus Texas State and at Pittsburgh.

As a Freshman (2014-15):

Appeared in 27 games off the bench as a rookie for the Blue Devils ... notched a then career-high 11 points and six rebounds in 18 minutes against Buffalo early in the season ... saw increased minutes late in the season ... totaled six points and two rebounds in 10 minutes during the NCAA Tournament first round against Albany ... dished two assists against N.C. A&T ... hit all three of her field goal attempts versus Albany.

Ranking:

No. 97 (Prospect Nation), No. 35 (Blue Star), No. 81 (ASGR), No. 39 (Girls Basketball Report/HoopGurlz)

High School/AU:

Pennsylvania Gatorade Player of the Year as a senior ... Miss Pennsylvania Basketball in 2014 ... Pittsburgh Post-Gazette WPIAL Class AAAA Player of the Year as a junior and senior ... named Class AAAA All-State First Team, Pittsburgh Tribune Review Terrific 10 and Pittsburgh Post-Gazette Fab 5 her junior year ... a two-time Pittsburgh Post-Gazette WPIAL Class AAAA All-Section Team ... compiled 1,088 points, 903 rebounds and 282 blocks over three years at Fox Chapel Area ... notched 51 double-doubles and four triple-doubles over her career ... averaged 16.4 points, 12.7 rebounds, 4.6 blocks, 1.5 steals and 1.1 assists as a senior ... collected 21 double-doubles and two triple-doubles her senior campaign ... notched a triple-double with 15 points, 14 blocks and 12 rebounds versus North Catholic ... had a second triple-double versus Olenyong with 16 points, 13 rebounds and 10 swats ... scored a season-high 29 points against Baldwin and pulled down a season-high 19 rebounds against McKeesport ... totaled six games with 20 or more points ... received the KDKA Extra Effort Award and named Pittsburgh Post Gazette Fabulous Five ... as a junior, averaged 17.3 points, 13.6 rebounds, 4.8 blocks and 1.4 steals ... guided Fox Chapel Area H.S. to an 18-6 overall record and advanced to the WPIAL AAAA quarterfinals ... the 2012 Seneca Valley Tip-Off Tournament

MVP ... named the Post-Gazette Athlete of the Week in December of 2012 ... notched 17 double-doubles ... registered triple-doubles in back-to-back games as a junior with 20 points, 19 rebounds and 10 blocks in one game and then 19 points, 15 rebounds and 13 blocks in the second contest ... totaled 18 points in the first contest back from a knee injury from the previous year ... missed her sophomore season with a knee injury ... as a freshman, averaged 10.7 points, 11.1 rebounds, 2.6 blocks and 1.0 steals ... posted a season-high 20 points against Penn Hills, while pulling down a season-high 31 rebounds versus Franklin Regional ... notched 13 double-doubles ... posted double-figure scoring in 16-of-23 contests ... guided the WPA Bruins to the Junior National Championship in 2010 and 2011 ... invited to the 2011 U16 USA Basketball National Team Trials.

Personal:

Erin Elizabeth Mathias was born on September 15, 1995 in Pittsburgh, Pa. ... daughter of Chris and Beth Mathias ... has one brother, Matt (23) ... member of the National Honor Society as a junior and senior ... a 2015-16 and 2016-17 ACC Honor Roll selection ... majoring in visual arts and media studies along with an innovation and entrepreneurship certificate.

Career Highs

Points	13
Longwood (11-15-16)	
Rebounds	10
at Liberty (11-11-16)	
Assists	6
at Boston College (1-22-17)	
Blocks	2
5 times - most recent Hampton (3-18-17)	
Steals	3
Hampton (3-18-17) South Carolina (12-4-16)	
Field Goals Made	5
Longwood (11-15-16)	
Field Goals Attempted	9
Longwood (11-15-16)	
Field Goal Percentage	1.000 (3-3)
Albany (3-20-15)	
Free Throws Made	5
Buffalo (11-25-14)	
Free Throw Percentage	1.000 (5-5)
Buffalo (11-25-14)	

2016-17 - Junior Year

	Min	FG-A	3G-A	FT-A	OR/TOT	PFA	T	B	S	PTS	
at Liberty^	21	1-3	0-0	2-2	4-10	3	4	1	1	0	4
Penn^	16	1-5	0-0	0-0	2-5	3	2	2	2	0	2
Longwood^	24	5-9	0-0	3-3	1-6	3	1	1	1	1	13
Grand Canyon^	24	3-7	0-0	4-6	4-8	3	4	4	0	2	10
at Vanderbilt^	20	3-6	0-0	0-0	1-3	3	2	2	1	0	6
Old Dominion	19	2-4	0-0	2-2	2-3	2	0	2	0	2	6
at L. Beach St.	16	4-4	0-0	0-0	0-3	2	1	1	0	0	8
at Pepperdine	13	2-4	0-0	2-2	0-2	3	1	0	0	0	6
at Rutgers	14	1-2	0-0	3-4	0-1	3	1	2	0	0	5
South Carolina	18	3-4	0-0	0-0	2-4	3	1	0	1	3	6
Elon	13	2-3	0-0	1-2	0-2	4	0	1	0	0	5
Villanova	14	2-6	0-0	0-0	0-2	2	2	1	0	0	4
Kentucky	15	2-6	0-0	0-0	2-6	2	2	2	0	0	4
Louisville	10	1-3	0-0	0-0	0-0	1	1	1	0	0	2
at Ga. Tech	16	1-2	0-0	0-0	2-5	1	2	3	2	1	2
at Florida State	16	1-3	0-0	0-0	2-2	1	0	2	0	0	2
UNC	10	2-3	0-0	1-2	3-7	2	0	1	0	0	5
at NC State	11	0-2	0-0	0-0	0-0	3	0	0	0	1	0
Virginia Tech	17	2-4	0-0	0-0	0-4	2	1	0	1	0	4
at Boston Col.	17	0-4	0-0	0-2	2-5	0	6	0	0	0	0
at Notre Dame	22	1-4	0-0	0-0	1-4	1	0	1	2	0	2
Wake Forest	20	2-5	0-0	1-2	1-2	0	2	1	1	2	5
Clemson	17	0-1	0-0	2-2	3-4	2	0	0	1	1	2
at Virginia	22	2-2	0-0	2-2	0-0	2	2	0	0	0	6
Syracuse	14	1-1	0-0	2-2	0-1	1	0	1	0	1	4
Pitt	12	0-3	0-0	0-0	1-4	1	0	1	0	0	0
at Wake Forest	21	3-7	0-0	0-0	2-4	2	0	0	2	1	6
Miami	20	0-2	0-0	1-2	1-2	3	1	1	1	1	1
at UNC	13	0-3	0-0	1-2	4-5	2	2	1	0	0	1
vs. Syracuse	5	0-0	0-0	0-0	0-1	1	0	1	0	1	0
vs. Miami	18	1-3	0-0	0-0	0-2	1	0	1	1	0	2
vs. Notre Dame	12	0-3	0-0	0-0	0-1	1	0	0	1	0	0
Hampton	29	3-6	0-0	1-2	0-7	2	1	3	2	3	7
Oregon^	17	1-6	0-1	0-0	2-2	0	0	1	0	0	2

^ Denotes Game Started

2015-16 - Sophomore Year

	Min	FG-A	3G-A	FT-A	OR/TOT	PFA	T	B	S	PTS	
at Penn	9	1-3	0-0	1-2	1-1	2	0	0	0	0	3
Winthrop^	13	2-3	0-0	2-2	2-6	0	2	2	0	0	6
Texas A&M	7	0-3	0-0	0-0	2-2	1	0	0	0	0	0
Army	5	0-1	0-0	0-0	0-0	1	0	1	0	0	0
vs. Idaho	2	0-0	0-0	0-0	0-0	1	0	1	1	0	0
vs. Iowa State	2	1-1	0-0	0-0	0-1	1	0	0	0	0	2
vs. Texas State	14	3-4	0-0	0-1	0-5	4	2	1	1	0	6
Minnesota	4	0-1	0-0	0-0	0-1	1	0	1	0	0	0
at S.Carolina											
UMass	8	0-4	0-0	0-0	0-0	0	0	0	0	0	0
at Kentucky	1	0-0	0-0	0-0	0-0	0	0	0	0	0	0
WCU	7	2-2	0-0	0-1	1-4	2	0	1	1	0	4
UNCW	7	1-3	0-0	0-0	1-2	0	1	0	0	0	2
at Syracuse	6	1-2	0-0	0-0	1-1	0	0	1	0	0	2
Wake Forest	6	1-2	0-0	2-2	2-2	0	0	1	0	0	4
at Louisville											
NC State	13	1-1	0-0	0-0	0-2	1	0	1	0	0	2
Boston College	8	0-2	0-0	0-0	1-1	1	0	1	0	0	0
at Clemson	9	0-2	0-0	0-0	1-2	0	1	0	0	0	0
UNC	2	0-0	0-0	0-0	0-0	0	0	0	0	0	0
at Pitt	16	0-1	0-0	1-2	1-5	1	2	0	1	0	1
Notre Dame	6	1-1	0-0	0-0	0-0	0	0	0	0	0	2
Virginia^	24	1-4	0-0	2-2	3-4	0	1	1	1	0	4
at Miami	5	0-1	0-0	0-0	0-0	0	0	1	1	0	0
Florida State	14	1-4	0-0	1-2	1-1	0	1	1	0	0	3
at WFU	6	0-0	0-0	0-0	0-2	1	0	0	0	0	0
at Va. Tech	10	0-1	0-0	2-2	0-1	3	1	2	1	0	2
Georgia Tech	10	1-1	0-0	0-0	0-1	3	0	0	0	0	2
at UNC	17	4-5	0-0	0-3	2-3	2	2	1	1	1	8
vs. Virginia	7	0-2	0-0	1-2	1-1	1	0	1	1	0	1
vs. Notre Dame	12	0-2	0-0	0-0	0-2	0	1	1	1	0	0

2014-15 - Freshman Year

	Min	FG-A	3G-A	FT-A	OR/TOT	PFA	T	B	S	PTS	
at Alabama	2	0-0	0-0	0-0	0-1	0	0	0	0	0	0
at Old Dominion											
Marquette	3	1-1	0-0	2-2	0-0	0	1	0	0	0	4
Buffalo	18	3-4	0-0	5-5	2-6	1	0	1	0	1	11
Stony Brook	9	0-2	0-1	1-2	0-2	3	0	0	1	0	1
at Texas A&M											
at Nebraska	12	1-4	0-0	0-0	0-2	3	0	1	0	1	2
South Carolina											
Oklahoma	5	0-1	0-0	1-2	0-0	2	0	0	0	0	1
UMass Lowell	14	0-4	0-0	0-2	2-5	1	0	1	0	1	0
Kentucky	1	0-0	0-0	0-0	0-0	1	0	0	0	0	0
at UConn											
NC A&T	12	0-1	0-0	0-0	0-5	1	2	1	1	0	0
Wake Forest											
Syracuse											
at Florida St.	6	0-0	0-0	0-0	0-1	2	0	1	0	0	0
Virginia Tech	8	2-4	0-0	0-0	0-2	1	0	0	0	0	4
Miami	8	0-0	0-0	0-0	0-3	0	1	0	0	0	0
at Boston Col.	7	0-0	0-0	0-0	0-3	0	0	0	1	0	0
at UNC	4	0-0	0-0	0-0	0-1	2	0	0	0	0	0
Pittsburgh	14	0-1	0-0	1-2	0-1	1	0	2	0	0	1
Louisville	1	0-0	0-0	0-0	0-0	0	0	0	0	0	0
at Wake Forest	6	0-0	0-0	0-0	0-0	0	0	0	0	0	0
Clemson	17	2-6	0-0	0-0	1-1	2	1	2	0	0	4
at Virginia	8	2-3	0-0	0-0	1-2	0	1	1	0	1	4
at Notre Dame	11	1-4	0-0	1-2	2-4	0	0	0	0	0	3
at NC State	14	0-0	0-0	0-2	0-4	1	0	0	0	0	0
at Ga. Tech	8	0-3	0-0	0-0	2-4	2	0	0	0	0	0
North Carolina	13	1-1	0-0	1-1	0-1	0	0	0	0	1	3
vs. Wake Forest	11	0-1	0-0	0-0	0-0	4	0	1	0	0	0
vs. Notre Dame	2	0-0	0-0	0-0	0-1	0	0	0	0	0	0
Albany	10	3-3	0-0	0-0	1-2	0	0	0	0	0	6
Miss. State	11	0-0	0-0	0-0	0-0	0	0	0	0	0	0
vs. Maryland											

Career Statistics

YEAR	G-GS	MIN-AVG	FG-FGA	PCT	3P-3PA	PCT	FT-FTA	PCT	REB	AVG	PF-FO	AST	TO	BS	ST	PTS	AVG
2014-15	27-0	235/8.7	16-43	.372	0-1	.000	12-20	.600	53	2.0	27-0	6	11	3	5	44	1.6
2015-16	30-3	252/8.4	21-56	.375	0-0	.000	12-21	.571	51	1.7	27-0	14	19	10	2	54	1.8
2016-17	34-6	565/16.6	52-130	.400	0-1	.000	28-39	.718	117	3.4	65-0	39	38	20	20	132	3.9
Career	91-9	1052/11.6	89-229	.389	0-2	.000	52-80	.650	221	2.4	119-0	59	68	33	27	230	2.5

Career ACC Regular Season Statistics

YEAR	G-GS	MIN-AVG	FG-FGA	PCT	3P-3PA	PCT	FT-FTA	PCT	REB	AVG	PF-FO	AST	TO	BS	ST	PTS	AVG
2014-15	14-0	125/8.9	8-22	.364	0-0	.000	3-7	.429	29	2.1	11-0	3	6	1	2	19	1.4
2015-16	15-2	152/10.1	11-27	.407	0-0	.000	8-13	.615	25	1.7	12-0	8	10	5	1	30	2.0
2016-17	16-0	258/16.1	16-49	.327	0-0	.000	10-16	.625	49	3.1	24-0	17	13	10	8	42	2.6
Career	45-2	535/11.9	35-98	.357	0-0	.000	21-36	.583	103	2.3	47-0	28	29	16	11	91	2.0

Career ACC Tournament Statistics

YEAR	G-GS	MIN-AVG	FG-FGA	PCT	3P-3PA	PCT	FT-FTA	PCT	REB	AVG	PF-FO	AST	TO	BS	ST	PTS	AVG
2014-15	2-0	13/6.5	0-1	.000	0-0	.000	0-0	.000	1	0.5	4-0	0	1	0	0	0	0.0
2015-16	2-0	19/9.5	0-4	.000	0-0	.000	1-2	.500	3	1.5	1-0	1	2	2	0	1	0.5
2016-17	3-0	35/11.7	1-6	.167	0-0	.000	0-0	.000	4	1.3	3-0	0	2	2	1	2	0.7
Career	7-0	67/9.6	1-11	.091	0-0	.000	1-2	.500	8	1.1	8-0	1	5	4	1	3	0.4

Career NCAA Tournament Statistics



Haley Gorecki

6-0 ■ R-Sophomore ■ G ■ #2

Palatine, Ill.

(William Fremd)

Has been saddled with injuries since January of 2016 ... is back healthy heading into 2017-18 ... combo guard who can play any of the guard spots ... will go off the bounce for the mid-range shot ... hits the three-pointer with ease ... will put the ball on the floor and get to the rack ... a very tough competitor.

As a Sophomore (2016-17):

Redshirted the season due to injuries.

As a Freshman (2015-16):

Saw action in 14 games before being sidelined with a right hip injury for the remainder of the season ... averaged 4.5 points, 2.6 rebounds, 1.1 assists and 1.1 steals ... scored a season-high 11 points against Texas State as she drained 3-of-3 from downtown ... hit 7-of-13 three-pointers in three games in Cancun, Mexico ... hit 15-of-17 free throws on the season for an 88.2 percentage.

Ranking:

No. 43 (All Star Girls Report), No. 55 (HoopGurtz/Girls Basketball Report), No. 46 (Blue Star Report)

High School/AAU:

Illinois Miss Basketball, Gatorade Illinois Player of the Year and Chicago Sun-Times Player of the Year in 2014-15 ... Parade All-America ... a two-time Mid-Suburban West Player of the Year and four-time All-Conference honoree ... Sun Times All-Area Team selection ... guided Fremd H.S. to three straight MSL titles and four MSL West championships ... as a senior, averaged 21.9 points, 6.9 rebounds, 3.4 steals and 3.1 assists ... helped lead the Vikings to a 29-5 overall record along with an appearance in the Class 4A state championship game ... collected three double-doubles, three games with 30+ points and 24 contests with 20+ points ... notched a season-high 33 points against Divine Savior Holy Angels ... hit 46.8 percent from the field and 78.3 percent from the free-throw line ... notched a season-high eight steals and eight assists in games ... All-Tournament team selection at the NIKE Tournament of Champions ... named Chicago Tribune First Team All-State and Sun Times All-Area Team as a junior ... her junior year, she averaged 23.0 points, 6.0 rebounds, 3.5 steals and 3.1 assists ... averaged 15.0 points, 7.8 rebounds and 4.0 assists her sophomore campaign ... as a sophomore, selected Illinois Coaches Association first team and Chicago Tribune Honorable Mention All-State ... averaged 13.2 points, 8.0 rebounds, 3.0 assists and 2.5 steals as a freshman ... named to the Chicago Tribune Honorable Mention All-State as a freshman ... played club basketball for Illinois Elite from 2011-13 ... led the club team to a state championship in 2012 and 2014 and Midwest Elite title in 2014.

Personal:

Full name is Haley Marie Gorecki ... born November 13, 1996 in Hoffman Estates, Ill. ... daughter of Adam & Denise Gorecki ... has one sister, Brittany (25), and one brother, Adam (23) ... member of the National Honor Society ... majoring in psychology.

Career Highs

Points 11
vs Texas State (11-28-15)

Rebounds 5
Western Carolina (12-29-15)
Liberty (12-17-15)

Assists 5
vs Iowa State (11-27-15)

Blocks 1
Western Carolina (12-29-15)

Steals 3
Winthrop (11-15-15)
at Penn (11-13-15)

Field Goals Made 4
vs Texas State (11-28-15)

Field Goals Attempted 10
vs Iowa State (11-27-15)

Field Goal Percentage 1.000 (4-4)
vs Texas State (11-28-15)

Free Throws Made 5
Western Carolina (12-29-15)

Free Throw Percentage 1.000 (5-5)
Western Carolina (12-29-15)

2015-16 - Freshman Year

	Min	FG-A	3G-A	FT-A	OR/TOT	PF	T	B	S	PTS	
at Penn	24	2-8	0-3	1-2	1-2	2	2	1	0	3	5
Winthrop	17	1-5	1-3	1-2	1-1	0	0	3	0	3	4
Texas A&M	4	0-1	0-1	0-0	0-2	0	2	3	0	0	0
Army	DNP - Injured										
Idaho	11	1-5	1-4	0-0	0-2	1	1	3	0	0	3
Iowa State	21	3-10	3-6	0-0	2-4	0	5	0	0	1	9
Texas State	18	4-4	3-3	0-0	1-4	0	0	0	0	2	11
Minnesota	19	1-5	0-2	0-0	0-1	1	2	2	0	0	2
at S.Carolina	12	1-3	0-0	2-2	1-1	0	0	1	0	1	4
UMass^	18	0-6	0-2	0-0	1-4	0	2	0	0	1	0
Liberty	15	1-4	0-1	2-2	3-5	1	0	1	0	0	4
at Kentucky	16	1-5	0-3	0-0	0-3	0	0	0	0	1	2
WCU	18	2-7	0-2	5-5	1-5	1	0	6	1	1	9
UNCW	18	2-5	0-3	4-4	0-0	2	1	1	0	2	8
at Syracuse	16	1-4	0-3	0-0	1-3	1	0	4	0	1	2
Wake Forest	DNP - Injured										
at Louisville	DNP - Injured										
NC State	DNP - Injured										
Boston College	DNP - Injured										
at Clemson	DNP - Injured										
North Carolina	DNP - Injured										
at Pitt	DNP - Injured										
Notre Dame	DNP - Injured										
Virginia	DNP - Injured										
at Miami	DNP - Injured										
Florida State	DNP - Injured										
at WFU	DNP - Injured										
at Va. Tech	DNP - Injured										
Georgia Tech	DNP - Injured										
at North Carolina	DNP - Injured										
vs. Virginia	DNP - Injured										
vs. Notre Dame	DNP - Injured										

^ Denotes Game Started

Career Statistics

YEAR	G-GS	MIN-AVG	FG-FGA	PCT	3P-3PA	PCT	FT-FTA	PCT	REB	AVG	PF-FO	AST	TO	BS	ST	PTS	AVG
2015-16	14-1	227/16.2	20-72	.278	8-36	.222	15-17	.882	37	2.6	9-0	15	25	1	16	63	4.5
2016-17	Redshirted due to injury																
Career	14-1	227/16.2	20-72	.278	8-36	.222	15-17	.882	37	2.6	9-0	15	25	1	16	63	4.5

Career ACC Regular Season Statistics

YEAR	G-GS	MIN-AVG	FG-FGA	PCT	3P-3PA	PCT	FT-FTA	PCT	REB	AVG	PF-FO	AST	TO	BS	ST	PTS	AVG
2015-16	1-0	16/16.0	1-4	.250	0-3	.000	0-0	.000	3	3.0	1-0	0	4	0	1	2	2.0
2016-17	Redshirted due to injury																
Career	1-0	16/16.0	1-4	.250	0-3	.000	0-0	.000	3	3.0	1-0	0	4	0	1	2	2.0

Career ACC Tournament Statistics

YEAR	G-GS	MIN-AVG	FG-FGA	PCT	3P-3PA	PCT	FT-FTA	PCT	REB	AVG	PF-FO	AST	TO	BS	ST	PTS	AVG
2015-16	N/A																
2016-17	Redshirted due to injury																

Career NCAA Tournament Statistics

YEAR	G-GS	MIN-AVG	FG-FGA	PCT	3P-3PA	PCT	FT-FTA	PCT	REB	AVG	PF-FO	AST	TO	BS	ST	PTS	AVG
2015-16	N/A																
2016-17	Redshirted due to injury																

Career Statistics Versus Ranked Opponents

YEAR	G-GS	MIN-AVG	FG-FGA	PCT	3P-3PA	PCT	FT-FTA	PCT	REB	AVG	PF-FO	AST	TO	BS	ST	PTS	AVG
2015-16	3-0	32/10.7	2-9	.222	0-4	.000	2-2	1.000	6	2.0	0-0	2	4	0	2	6	2.0
2016-17	Redshirted due to injury																
Career	3-0	32/10.7	2-9	.222	0-4	.000	2-2	1.000	6	2.0	0-0	2	4	0	2	6	2.0



Kyra Lambert

5-9 ▪ Junior ▪ G ▪ #15

Cibola, Texas
(Samuel Clemens)

Named a tri-captain in 2017-18 ... is a bullet on the floor ... a pure point guard ... is very fast from foul line to foul line ... can play the two position because she can shoot the three-pointer ... prefers to go off the bounce ... finishes at the basket ... a very smart player ... is a floor general ... gives Duke great tempo.

As a Sophomore (2016-17):

Showed great improvement as a sophomore, starting all 33 contests played ... tore her left ACL in the NCAA Tournament first round versus Hampton ... averaged 7.8 points, 3.7 rebounds, 3.5 assists and 1.7 steals ... named to All-ACC Academic Team ... scored double-digits in 11 contests ... totaled her first collegiate double-double with a career-high 13 assists to go along with 12 points at North Carolina ... the 13 assists was tied for third-most in Duke single-game history ... in the ACC stats, ranked 12th in assists (3.5), tied 12th in steals (1.7) and fourth in assist/turnover ratio (2.0) ... scored double-digits in a career-best three straight contests against Georgia Tech, Florida State and North Carolina in January ... hit a career-high 23 three-pointers for a 39.7 percentage ... swiped five steals three different times ... dished eight assists against Old Dominion and seven on the road at Vanderbilt ... scored a career-high 17 points on 6-of-10 field goals versus Grand Canyon.

As a Freshman (2015-16):

Made 23 starts in 32 games as a rookie ... averaged 6.2 points, 2.8 rebounds, 2.5 assists and 1.1 steals ... dished 79 assists ... totaled double-digit scoring in six contests ... had a career-high 16 points on 6-of-9 field goals at second-ranked South Carolina ... totaled 14 points at North Carolina, 12 points in the ACC Tournament against Notre Dame, 12 points versus NC State and 12 points in the season opener at Penn ... dished a career-high seven assists at North Carolina and at home against Boston College ... started her first collegiate game on the road at Penn.

Ranking:

No. 9 (HoopGurlz/Girls Basketball Report), No. 10 (Blue Star Report), No. 9 (All Star Girls Report)

High School/AAU:

WBCA High School All-America, Jordan Brand Classic All-America and Parade All-America as a senior ... competed in the Jordan Brand Classic and the McDonald's All-America games ... named District 25-6A MVP ... 2015 San Antonio Express-News Super Team ... TABC All-Region, All-Star and All-State ... TGCA All-State ... 2015 Touching Hearts Through Athletics Award Recipient ... averaged 25.8 points, 6.6 rebounds, 4.5 steals and 2.7 assists as a senior at Clemens H.S. ... tallied 27 games with 20+ points, four games with 30+ points and two with 40+ ... notched a career-high 50 points on Dec. 16, 2014 against East Central as she hit 22-of-36 field goals, had nine rebounds, four steals and three assists ... collected five double-doubles ... had a triple-double with 18 points, 11 steals and 10 rebounds versus Frenship ... TGCA and TABC Academic All-State, while earning Academic All-District ... Clemens H.S. retired her No. 15 jersey following her senior campaign ... was forced to play on the junior varsity team in 2013-14 after transferring from Byron P Steele II H.S., to Samuel Clemens H.S. ... transferred to get into its International Baccalaureate program ... a two-time First Team All-District 28 and First Team Academic All-District 28 selection ... as a sophomore, averaged 12.8 points, 7.0 assists and 4.0 steals at Steele H.S. ... selected All-Region and All-State finalist as a sophomore ... earned 2013 San Antonio Express News Super Team accolades ... scored a season-high 21 points against South San Antonio ... helped lead Steele to a 33-6 record and an appearance in the 2013 state championship ... netted double-digit scoring in

19-of-25 games played ... drained at least one three-pointer in 21-of-25 games ... averaged 10.0 points, 5.0 rebounds and 3.0 steals as a freshman ... registered a 26-8 record and advanced to the area finals ... collected double-digit scoring in 14-of-25 contests, including a season-high 21 points against Cornerstone Christian ... in two years at Steele H.S., compiled a 4.1 grade-point average and was ranked No. 5 out of 565 in her class ... competed in cross country in 2011 and 2013, while lettering in track and field in 2011.

Personal:

Full name is Kyra Michelle Lambert ... born December 6, 1996 in Palau, Guam ... daughter of Agapito and Barna Lambert ... has one sister, Lynn (25), and one brother, Eric (20) ... member of the National Honor Society and was ranked No. 12 in her class with a grade-point average of 103 ... 2013 Kiwanis Club Sophomore of the Year scholarship winner ... ACC Honor Roll selection as a freshman and sophomore ... obtaining an interdepartmental major in cultural anthropology and environmental science.

Career Highs

Points	17
Grand Canyon (11-17-16)	
Rebounds	9
vs Syracuse (3-3-17)	
Assists	13
at North Carolina (2-26-17)	
Blocks	2
Syracuse (2-10-17)	
Steals	5
three times - most recent Louisville (1-2-17)	
Field Goals Made	6
two times - most recent Grand Canyon (11-17-16)	
Field Goals Attempted	12
four times - most recent at Florida State (1-8-17)	
Field Goal Percentage	833 (5-6)
two times - most recent at Boston College (1-22-17)	
Free Throws Made	5
vs Virginia (3-3-16)	
Free Throw Percentage	1.000 (4-4)
at Penn (11-13-15)	

2016-17 - Sophomore Year

	Min	FG-A	3G-A	FT-A	OR/TOT	PFA	T	B	S	PTS
at Liberty^	28	4-7	2-3	3-4	1-1	3	5	0	4	13
Penn^	33	4-6	2-3	1-1	0-4	1	2	1	0	11
Longwood^	25	3-8	0-0	0-3	6-6	1	4	2	0	3
Grand Canyon^	25	6-10	2-2	3-4	3-5	0	3	0	0	2
at Vanderbilt^	34	4-9	0-3	0-0	1-3	5	7	3	0	1
Old Dominion^	34	2-7	0-0	2-2	3-6	1	8	1	0	2
at L. Beach St.^	31	3-4	1-1	1-2	1-5	2	5	5	0	5
at Pepperdine^	26	2-5	2-4	2-2	3-6	0	6	3	0	5
at Rutgers^	27	4-7	0-1	1-2	0-5	0	4	2	0	0
South Carolina^	34	4-5	0-0	2-2	0-2	0	2	1	0	1
Elon^	31	0-4	0-0	2-2	0-4	3	2	2	1	2
Kentucky^	34	1-5	1-2	2-2	0-1	0	1	0	0	1
Louisville^	37	4-7	1-2	0-0	0-6	1	3	1	0	5
at Ga. Tech^	36	4-7	1-2	1-2	0-5	1	2	3	0	3
at Florida State^	33	5-12	0-2	2-2	1-2	0	2	3	1	1
UNC^	32	4-7	1-2	4-6	0-4	1	3	1	0	2
at NC State^	31	3-8	0-1	2-2	0-5	0	0	0	0	1
Virginia Tech^	34	4-9	2-3	0-0	0-6	1	3	2	1	2
at Boston Col.^	25	5-6	3-3	0-0	1-1	2	1	2	0	2
at Notre Dame^	34	1-8	0-1	0-0	1-3	2	4	2	0	1
Wake Forest^	30	1-4	0-2	0-0	1-4	2	5	3	0	2
Clemson^	21	1-6	0-2	0-0	1-3	2	1	4	0	1
at Virginia^	36	4-10	1-4	0-0	1-3	1	5	1	0	3
Syracuse^	29	3-7	0-2	0-0	0-2	3	5	3	2	1
Pitt^	24	3-10	0-2	2-4	0-2	1	1	2	0	1
at Wake Forest^	33	1-6	0-0	2-2	0-1	1	3	1	0	0
Miami^	25	1-8	0-1	3-4	2-5	0	3	2	0	1
at UNC^	35	5-9	1-3	1-1	1-6	1	13	2	0	0
vs. Syracuse^	35	1-3	1-1	0-0	0-9	2	2	2	0	0
vs. Miami^	27	2-5	1-3	1-2	0-3	3	3	2	0	1
vs. Notre Dame^	30	3-6	1-3	0-0	1-2	1	3	1	0	1
Hampton^	10	2-3	0-0	0-0	0-0	2	2	0	0	0
Oregon		DNP	-	Injured						

2015-16 - Freshman Year

	Min	FG-A	3G-A	FT-A	OR/TOT	PFA	T	B	S	PTS
at Penn^	32	3-5	2-2	4-4	0-4	1	3	1	1	12
Winthrop^	22	3-7	0-2	2-3	0-1	3	4	3	0	1
Texas A&M^	40	2-12	1-5	3-4	1-3	4	4	1	0	3
Army^	35	0-4	0-2	0-0	0-3	1	1	1	1	2
vs. Idaho^	18	2-3	0-1	0-0	0-0	4	1	1	0	1
vs. Iowa State^	28	2-6	0-1	1-2	0-6	3	0	2	0	3
vs. Texas State^	20	3-5	0-2	2-2	2-4	0	4	0	0	1
Minnesota^	29	3-5	1-1	1-1	0-4	2	4	2	0	1
at S.Carolina^	34	6-9	3-4	1-2	0-1	2	1	1	0	2
UMass^	26	2-4	0-1	0-0	1-1	1	2	2	0	2
Liberty^	26	2-5	0-1	3-3	0-1	1	2	1	1	2
at Kentucky^	24	1-8	1-3	4-6	1-3	2	0	2	0	0
WCU^	22	2-2	0-0	0-0	1-2	3	4	2	0	0
UNCW^	17	3-4	0-0	1-2	1-4	2	1	2	0	1
at Syracuse^	25	0-3	0-0	0-0	0-4	4	4	5	0	0
Wake Forest	20	2-4	0-0	1-2	0-1	4	3	2	0	1
at Louisville	25	0-4	0-1	0-2	0-1	2	0	1	0	1
NC State^	34	5-6	1-1	1-1	0-2	5	1	2	0	1
Boston College^	31	2-6	0-1	2-2	0-1	3	7	4	0	3
at Clemson^	35	1-4	1-2	0-0	0-5	1	4	2	0	3
UNC^	30	3-7	1-2	2-2	0-3	4	4	3	0	1
at Pitt^	24	1-3	0-2	0-0	0-0	1	3	3	0	0
Notre Dame^	28	4-12	1-3	1-1	0-4	3	2	1	0	0
Virginia^	32	0-4	0-1	2-4	0-2	2	4	1	0	0
at Miami^	28	0-5	0-2	0-0	0-1	3	2	2	0	0
Florida State	29	2-5	0-1	0-3	0-4	4	1	3	0	2
at WFU	20	1-4	0-0	1-3	0-1	3	2	2	0	1
at Va. Tech	20	1-4	0-1	0-0	1-3	1	1	2	0	0
Georgia Tech	27	3-9	0-2	1-1	1-2	2	0	2	0	0
at UNC	25	5-7	3-4	1-1	1-6	2	7	1	1	1
vs. Virginia	31	2-6	0-0	5-8	2-7	3	1	1	1	2
vs. Notre Dame	37	4-12	3-7	1-2	1-4	3	2	4	0	0

Career Statistics

YEAR	G-GS	MIN-AVG	FG-FGA	PCT	3P-3PA	PCT	FT-FTA	PCT	REB	AVG	PF-FO	AST	TO	BS	ST	PTS	AVG
2015-16	32-23	874/27.3	70-184	.380	18-56	.321	40-61	.656	88	2.8	79-1	79	62	5	36	198	6.2
2016-17	33-33	992/30.1	98-225	.436	23-58	.397	39-53	.736	122	3.7	44-1	116	58	5	56	258	7.8
Career	65-56	1866/28.7	168-409	.411	41-114	.360	79-114	.693	210	3.2	123-2	195	120	10	92	456	7.0

Career ACC Regular Season Statistics

YEAR	G-GS	MIN-AVG	FG-FGA	PCT	3P-3PA	PCT	FT-FTA	PCT	REB	AVG	PF-FO	AST	TO	BS	ST	PTS	AVG
2015-16	16-9	433/27.1	30-87	.345	7-23	.304	12-22	.545	40	2.5	44-1	45	36	1	14	79	4.9
2016-17	16-16	465/30.9	49-124	.395	10-32	.313	17-23	.739	58	3.6	19-0	54	32	4	26	125	7.8
Career	32-25	898/28.1	79-211	.374	17-55	.309	29-45	.644	98	3.1	63-1	99	68	5	40	204	6.4

Career ACC Tournament Statistics

YEAR	G-GS	MIN-AVG	FG-FGA	PCT	3P-3PA	PCT	FT-FTA	PCT	REB	AVG	PF-FO	AST	TO	BS	ST	PTS	AVG
2015-16	2-0	68/34.0	6-18	.333	3-8	.375	6-10	.600	11	5.5	6-0	3	5	1	2	21	10.5
2016-17	3-3	92/30.7	6-14	.429	3-7	.429	1-2	.500	14	4.7	6-0	8	5	0	2	16	5.3
Career	5-0	160/32.0	12-32	.375	6-15	.400	7-12	.583	25	5.0	12-0	11	10	1	4	37	7.4

Career NCAA Tournament Statistics

YEAR	G-GS	MIN-AVG	FG-FGA	PCT	3P-3PA	PCT	FT-FTA	PCT	REB	AVG	PF-FO	AST	TO	BS	ST	PTS	AVG
2015-16	N/A																
2016-17	1-1	10/10.0	2-3	.667	0-0	.000	0-0	.000	0	0.0	2-0	2	0	0	0	4	4.0
Career	1-1	10/10.0	2-3	.667	0-0	.000	0-0	.000	0	0.0	2-0	2	0	0	0	4	4.0

Career Statistics Versus Ranked Opponents

YEAR	G-GS	MIN-AVG	FG-FGA	PCT	3P-3PA	PCT	FT-FTA	PCT	REB	AVG	PF-FO	AST	TO	BS	ST	PTS	AVG
2015-16	7-5	220/31.4	19-63	.302	9-25	.360	10-18	.556	20	2.9	21-0	12	14	0	7	57	8.1
2016-17	12-12	383/31.9	32-83	.386	7-21	.333	12-14	.857	46	3.8	13-0	31	19	4	16	83	6.9
Career	19-17	603/31.7	51-146	.349	16-46	.348	22-32	.688	66	3.5	34-0	43	33	4	23	140	7.4



Faith Suggs

6-1 ■ Junior ■ G/F ■ #14

Flossmoor, Ill.

(Homewood Flossmoor)

Versatile guard ... can play the two, three, and four positions ... athletic ... rebounding is her key ... good defender ... can step out and hit the three-pointer ... has great athleticism.

As a Sophomore (2016-17):

Competed in 32 contests as a sophomore ... averaged 1.1 points ... scored a season-high seven points versus Pitt as she drained 2-of-4 field goals and 1-of-3 treys ... had five points and two steals on the road at Long Beach State ... in the season opener at Liberty, had four points, a career-high four steals, two rebounds and one assist in 14 minutes.

As a Freshman (2015-16):

Saw action in 29 games, while making one start versus Wake Forest ... averaged 2.0 points and 1.6 rebounds ... tied a career-high eight points in the ACC Tournament semifinals versus second-ranked Notre Dame ... in the contest, she played 18 minutes, hit 2-of-3 treys and had two steals ... drained eight three-pointers on the year ... notched eight points versus Western Carolina in 16 minutes of action ... pulled down a career-high eight rebounds at Wake Forest in 18 minutes.

Ranking:

No. 25 (HoopGurlz/Girls Basketball Report), No. 29 (Blue Star Report), No. 46 (All Star Girls Report)

High School/AAU:

Four-time First Team All-Conference ... three-time Chicago Sun-Times All-Area selection ... 2015 All-State and IBCA First Team All-State ... averaged 16.2 points, 7.2 rebounds and 4.2 assists as a senior ... participated in the American Family H.S. Slam Dunk and Three-Point contest ... earned Naples Shootout All-Tournament team honors, after totaling 27 points, 14 rebounds, four steals and four assists against nationally-ranked Elizabethtown ... a three-time team captain ... averaged 13.9 points, 5.8 rebounds and 5.3 assists as a junior ... earned All-State accolades ... registered her 1,000th career point as a junior ... selected to participate in the USA Basketball U17 World Championship team trials ... a two-time team MVP and All-State Honorable Mention selection as a freshman and sophomore ... helped lead Homewood-Flossmoor to a 22-2 overall record ... participated in the 2014 USA Basketball U17 trials ... attended Plainfield East H.S. her freshman and sophomore seasons ... as a sophomore, averaged 13.4 points, 6.5 rebounds and 3.8 assists ... selected to participate in the 2013 U16 USA Basketball National Team trials ... earned Sun Times Player of the Week ... Montini Holiday Tournament All-Tournament team ... started as a freshman and averaged 14.4 points, 6.2 rebounds and 4.2 assists ... set the school single-game scoring mark with 34 points, while earning Sun Times Player of the Week ... led her squad to a 22-6 mark ... earned Willowbrook Holiday All-Tournament First Team, Plainfield East Team MVP and Honorable Mention All-State.

Personal:

Full name is Faith Brienne Suggs ... born February 3, 1997 in Palos Heights, Ill. ... daughter of Shafer and the late Susan Hoster Suggs ... has one brother, Devyn (15) ... her father, Shafer, played football and basketball at Ball State from 1972-76 ... he went on to play in the NFL (drafted 32nd overall in 1976) with the New York Jets from 1976-80 and the Cincinnati Bengals in 1980 ... prior to retiring in 1983, he also played in the Canadian Football League and the USFL ... named to the honor roll at Plainfield East H.S. as a freshman and sophomore ... selected to the Homewood Flossmoor Athletic Council in 2014-15 ... earned the Esmark All-American in July of 2014 for outstanding athletic, educational and community service achievements ... totaled a 4.71 grade-point average in high school ... majoring in psychology.

Career Highs

Points 8
vs Notre Dame (3-4-16)
Western Carolina (12-29-15)

Rebounds 8
Florida State (2-11-16)

Assists 1
sixteen times - most recent
at North Carolina (2-26-17)
at Virginia (2-5-17)

Steals 4
at Liberty (11-11-16)

Field Goals Made 3
three times - most recent
vs Notre Dame (3-4-16)

Field Goals Attempted 6
Longwood (11-15-16)
at Wake Forest (2/14/16)

Field Goal Percentage 750 (3-4)
three times - most recent
vs Notre Dame (3-4-16)

Free Throws Made 3
at Syracuse (1/3/16)

Free Throw Percentage 667 (2-3)
Wake Forest (1/7/16)

2016-17 - Sophomore Year

	Min	FG-A	3G-A	FT-A	OR/TOT	PFA	T	B	S	PTS	
at Liberty	14	2-4	0-1	0-0	1-2	3	1	1	0	4	4
Penn	0+	0-0	0-0	0-0	0-0	0	0	0	0	0	0
Longwood	12	2-6	0-3	0-0	0-3	1	0	1	0	0	4
Grand Canyon	11	2-2	0-0	0-0	0-1	1	0	0	0	2	4
at Vanderbilt	1	1-1	0-0	0-0	0-0	1	0	0	0	0	2
Old Dominion	7	0-0	0-0	0-0	0-1	0	1	0	0	0	0
at L. Beach St.	6	2-4	1-2	0-0	1-1	0	1	0	0	2	5
at Pepperdine	7	0-2	0-1	0-0	0-1	0	0	0	0	1	0
at Rutgers	8	0-1	0-0	0-0	0-2	1	1	0	0	0	0
South Carolina		DNP - CD									
Elon	5	0-3	0-1	0-0	0-0	0	0	0	0	0	0
Kentucky	1	0-0	0-0	0-0	0-0	0	0	0	0	0	0
Louisville		DNP - CD									
at Ga. Tech	1	0-0	0-0	0-0	0-0	0	0	0	0	0	0
at Florida State	6	1-1	0-0	0-0	1-1	0	0	0	0	0	2
UNC	5	1-2	0-1	0-2	0-0	2	1	0	0	1	2
at NC State	5	1-2	0-1	0-0	1-1	0	0	0	0	0	2
Virginia Tech	6	0-1	0-0	0-0	0-0	1	0	0	0	0	0
at Boston Col.	10	0-2	0-1	0-0	1-1	0	0	3	0	1	0
at Notre Dame	1	0-0	0-0	0-0	0-1	1	0	0	0	0	0
Wake Forest	6	1-3	0-2	0-0	0-0	1	0	0	0	0	2
Clemson	12	1-3	0-2	0-0	1-1	2	1	1	0	1	2
at Virginia	8	0-3	0-2	0-0	0-0	0	1	0	0	0	0
Syracuse	4	0-1	0-0	0-0	1-2	0	0	0	0	0	0
Pitt	13	2-4	1-3	2-2	1-2	1	0	1	0	0	7
at Wake Forest	7	0-0	0-0	0-0	0-2	0	0	0	0	0	0
Miami	3	0-0	0-0	0-0	0-0	0	0	0	0	0	0
at UNC	4	0-0	0-0	0-0	0-0	0	1	0	0	0	0
vs. Syracuse	2	0-0	0-0	0-0	0-0	0	0	0	0	0	0
vs. Miami	2	0-0	0-0	0-0	0-0	0	0	0	0	0	0
vs. Notre Dame	5	0-0	0-0	0-0	0-0	0	0	0	0	0	0
Hampton	13	0-1	0-0	0-0	0-3	1	2	0	0	1	6
Oregon	6	0-1	0-1	0-0	0-0	0	0	0	0	0	0

2015-16 - Freshman Year

	Min	FG-A	3G-A	FT-A	OR/TOT	PFA	T	B	S	PTS	
at Penn		DNP - CD									
Winthrop	10	1-4	0-1	1-2	3-4	1	1	1	0	0	3
Texas A&M	3	0-0	0-0	0-0	0-0	1	0	0	0	0	0
Army	4	0-1	0-0	0-0	0-0	1	0	0	0	0	0
vs. Idaho	1	0-0	0-0	1-2	0-0	0	0	0	0	0	1
vs. Iowa State	6	3-4	0-0	0-0	0-1	2	1	0	0	1	6
vs. Texas State	11	0-0	0-0	1-2	0-0	1	0	0	0	0	1
Minnesota	5	0-2	0-1	0-0	0-1	1	0	0	0	0	0
at S.Carolina		DNP - CD									
UMass	6	1-2	1-2	0-0	0-1	1	0	1	0	0	3
Liberty	5	0-1	0-0	0-0	2-3	0	0	0	0	0	0
at Kentucky		DNP - CD									
WCU	16	3-4	1-1	1-1	0-3	0	0	2	0	0	8
UNCW	11	0-1	0-0	0-0	0-2	2	0	2	0	0	0
at Syracuse	14	0-1	0-1	3-6	0-2	1	0	1	0	0	3
Wake Forest	13	2-3	0-0	2-3	1-2	3	1	1	0	2	6
at Louisville	7	0-2	0-1	0-0	2-3	3	0	0	0	1	0
NC State	1	0-0	0-0	0-0	0-0	1	0	0	0	0	0
Boston College	11	1-2	1-2	0-0	1-1	0	0	1	0	0	3
at Clemson	21	1-3	1-2	1-2	1-2	1	0	1	0	0	4
UNC	14	0-4	0-3	0-0	0-2	2	1	0	0	0	0
at Pitt	4	1-1	0-0	0-0	0-0	0	1	0	0	2	2
Notre Dame	4	0-0	0-0	0-0	0-0	2	0	0	0	0	0
Virginia	6	0-0	0-0	0-0	0-0	1	0	0	0	0	0
at Miami	5	0-2	0-2	0-2	1-5	1	0	2	0	0	0
Florida State	9	1-2	0-0	1-1	0-1	0	0	3	0	0	3
at WFU	18	0-6	0-1	1-2	5-8	1	0	1	0	1	1
at Va. Tech	13	2-2	2-2	0-0	0-2	2	1	2	0	0	6
Georgia Tech	2	0-0	0-0	0-0	0-1	1	0	0	0	0	0
at UNC	9	0-1	0-0	0-0	0-0	3	1	1	0	0	0
vs. UVA	10	0-4	0-3	0-0	0-2	1	0	1	0	0	0
vs. Notre Dame18	3-4	2-3	0-0	0-0	0	1	0	0	2	8	

Career Statistics

YEAR	G-GS	MIN-AVG	FG-FGA	PCT	3P-3PA	PCT	FT-FTA	PCT	REB	AVG	PF-FO	AST	TO	BS	ST	PTS	AVG
2015-16	29-1	257/8.9	19-56	.339	8-25	.320	12-23	.522	46	1.6	33-0	8	20	0	9	58	2.0
2016-17	32-0	194/6.1	16-47	.340	2-21	.095	2-4	.500	25	0.8	16-0	8	8	0	13	36	1.1
Career	61-1	451/7.4	35-103	.340	10-46	.217	14-27	.519	71	1.2	49-0	16	28	0	22	94	1.5

Career ACC Regular Season Statistics

YEAR	G-GS	MIN-AVG	FG-FGA	PCT	3P-3PA	PCT	FT-FTA	PCT	REB	AVG	PF-FO	AST	TO	BS	ST	PTS	AVG
2015-16	16-1	151/9.4	8-29	.276	4-14	.286	8-16	.500	29	1.8	22-0	5	13	0	6	28	1.8
2016-17	15-0	91/6.1	7-22	.318	1-12	.083	2-4	.500	11	0.7	8-0	4	5	0	3	17	1.1
Career	31-1	242/7.8	15-51	.294	5-26	.192	10-20	.500	40	1.3	30-0	9	18	0	9	45	1.5

Career ACC Tournament Statistics

YEAR	G-GS	MIN-AVG	FG-FGA	PCT	3P-3PA	PCT	FT-FTA	PCT	REB	AVG	PF-FO	AST	TO	BS	ST	PTS	AVG
2015-16	2-0	28/14.0	3-8	.375	2-6	.333	0-0	.000	2	1.0	1-0	1	1	0	2	8	4.0
2016-17	3-0	9/3.0	0-0	.000	0-0	.000	0-0	.000	0	0.0	0-0	0	0	0	0	0	0.0
Career	5-0	37/7.4	3-8	.375	2-6	.333	0-0	.000	2	0.4	1-0	1	1	0	2	8	1.6

Career NCAA Tournament Statistics

YEAR	G-GS	MIN-AVG	FG-FGA	PCT	3P-3PA	PCT	FT-FTA	PCT	REB	AVG	PF-FO	AST	TO	BS	ST	PTS	AVG
2015-16	N/A																
2016-17	2-0	21/10.5	0-2	.000	0-1	.000	0-0	.000	3	1.5	1-0	0	1	0	1	0	0.0
Career	2-0	21/10.5	0-2	.000	0-1	.000	0-0	.000	3	1.5	1-0	0	1	0	1	0	0.0

Career Statistics Versus Ranked Opponents

YEAR	G-GS	MIN-AVG	FG-FGA	PCT	3P-3PA	PCT	FT-FTA	PCT	REB	AVG	PF-FO	AST	TO	BS	ST	PTS	AVG
2015-16	5-0	39/7.8	4-8	.500	2-5	.400	1-3	.333	6	1.2	4-0	1	5	0	2	11	2.2
2016-17	10-0	35/3.5	2-5	.400	0-1	.000	0-0	.000	5	0.5	2-0	0	0	0	0	4	0.4
Career	15-0	74/4.9	6-13	.462	2-6	.333	1-3	.333	11	0.7	6-0	1	5	0	2	15	1.0



Leaonna Odom

6-2 ■ Sophomore ■ F/G ■ #5
Lompoc, Calif.
(Chaminade)

Personal:

Full name is Leaonna Laneah Odom ... born March 26, 1998 in Lompoc, Calif. ... daughter of Antrell and Denitta Odom ... named to ACC Honor Roll as a freshman.

Can play any of the one through four positions ... is a competitor ... is able to shoot the three ... can play off the bounce and is incredible at cutting to the basket ... has a chance to be very special.

As a Freshman (2016-17):

Made an immediate impact as a rookie with the Blue Devils starting, 17-of-34 contests ... averaged 8.1 points, 4.6 rebounds, 1.1 steals and 0.9 blocked shots ... named to All-ACC Freshman Team voted on by the league coaches and Blue Ribbon Panel ... earned All-ACC Academic Team honors ... in the preseason, was selected to the ACC Newcomer Watch List ... totaled a career-high 23 points and six rebounds in the NCAA Tournament first round against Hampton ... became the eighth Blue Devil freshman to collect 20 or more points in an NCAA Tournament contest ... she was also the fourth rookie to score 20 or more points in her first NCAA Tournament game, while the 23 points was the most by a Duke freshman in their first NCAA contest ... in the Hampton game, hit 8-of-9 field goals ... tallied double-digit scoring in four of her final seven games of the season ... hit 54.2 percent of her field goals ... among ACC freshmen, ranked sixth in scoring (8.1), tied sixth in rebounding (4.6), third in field goal percentage (54.2), tied fifth in steals (1.2) and third in blocked shots (32) ... her 32 blocked shots ranked eighth on Duke's freshman single season record charts ... collected two double-doubles on the year against Pepperdine (16 points, 10 rebounds) and Wake Forest (10 points, 11 rebounds) ... blocked four shots versus 17th-ranked Virginia Tech ... had a streak of six straight games with at least one block ... registered five steals against Longwood and third-ranked South Carolina.

Ranking:

No. 9 (HoopGurlz/Girls Basketball Report), No. 14 (Blue Star Report), No. 18 (All Star Girls Report)

High School/AAU:

McDonald's All-America ... 2016 Daily News All-Area Girls Basketball Co-Player of the Year ... as a senior, averaged 21.5 points, 9.9 rebounds, 2.5 assists, 1.5 steals and 2.1 blocks ... in the McDonald's All-America game, started for the West Team and played 18 minutes, scoring 10 points and totaling three boards ... competed in the Jordan Brand Classic and collected 13 points, three rebounds, two blocks and hit 6-of-6 field goals in 20 minutes ... guided Chaminade to the 2015-16 Girls State Championship ... totaled 33 points in the state title game, which was an Open Division record and tied Kaleena Mosqueda-Lewis for No. 8 all-time for most points scored in any division of a girls state championship ... led the Eagles to a California Interscholastic Federation (CIF) Southern Section Open Division title and a spot in Regional Open Division final ... MaxPreps All-State second team and All-Area first team accolades from both the Los Angeles Daily News and Los Angeles Times ... as a junior, averaged 17.5 points and 6.6 rebounds ... 2015 Ms. Basketball State Player of the Year finalist ... All-State First Team honoree ... Los Angeles Times All-Star Team and First Team Los Angeles Daily News selection ... spent her freshman year at Los Alamitos and sophomore season at Mater Dei before transferring to Chaminade for her third and fourth years ... injured for most of sophomore season ... an All-State selection as a freshman.

Career Highs

Points	23
Hampton (3-18-17)	
Rebounds	11
Wake Forest (1-29-17)	
Assists	2
vs Notre Dame (3-5-17)	
Louisville (1-2-17)	
Blocks	4
Virginia Tech (1-19-17)	
Steals	5
South Carolina (12-4-16)	
Longwood (11-15-16)	
Field Goals Made	8
Hampton (3-18-17)	
Field Goals Attempted	13
four times - most recent	
at Florida State (1-8-17)	
Field Goal Percentage	1.000 (5-5)
vs Miami (3-4-17)	
Free Throws Made	7
Hampton (3-18-17)	
Free Throw Percentage	1.000 (3-3)
Miami (2-19-17)	

2016-17 - Freshman Year

	Min	FG-A	3G-A	FT-A	ORT/TOT	P	F	T	B	S	PTS
at Liberty	13	3-7	0-0	2-2	2-3	3	1	1	0	1	8
Penn	17	2-4	0-0	4-6	2-3	3	1	1	1	1	8
Longwood	24	4-9	0-0	0-0	3-5	2	1	0	0	5	8
Grand Canyon	21	6-8	0-0	0-0	1-6	3	1	1	1	0	12
at Vanderbilt	23	4-8	0-0	1-4	4-4	4	1	2	0	0	9
Old Dominion	18	3-8	0-0	2-3	2-3	4	1	2	0	1	8
at L. Beach St.	29	5-8	0-0	2-2	1-4	2	1	3	2	0	12
at Pepperdine	22	7-13	0-1	2-4	9-10	2	0	0	0	0	16
at Rutgers	22	3-3	0-0	1-2	3-3	1	0	0	1	1	7
South Carolina	27	3-8	0-1	0-0	3-6	2	1	0	0	5	6
Elon	22	2-5	0-0	4-6	0-1	2	1	2	1	0	8
Villanova^	33	3-5	0-0	1-3	2-4	1	1	3	1	0	7
Kentucky^	14	2-5	0-0	0-0	1-4	2	1	2	2	1	4
Louisville^	18	1-3	0-0	0-0	0-1	1	2	2	0	0	2
at Ga. Tech^	9	0-2	0-0	0-0	0-0	3	1	0	2	0	0
at Florida State^	31	3-7	0-0	1-2	4-6	2	0	0	1	2	7
UNC^	30	7-9	0-0	1-3	5-7	0	1	2	2	2	15
at NC State^	31	2-8	0-0	0-0	3-4	4	1	3	0	1	4
Virginia Tech^	21	3-4	0-0	2-2	1-6	3	1	2	4	1	8
at Boston Col.^	16	1-3	0-0	0-2	0-3	3	0	1	0	1	2
at Notre Dame^	20	5-8	0-0	2-5	5-7	3	0	1	1	3	12
Wake Forest^	30	5-9	0-0	0-0	6-11	2	1	1	1	2	10
Clemson^	29	4-9	0-0	0-0	1-5	1	0	1	2	3	8
at Virginia^	25	2-5	0-0	0-0	1-5	4	0	0	3	0	4
Syracuse^	21	3-4	0-0	0-0	1-3	3	0	1	1	0	6
Pitt^	33	3-8	0-0	1-2	1-9	1	1	1	2	3	7
at Wake Forest^	20	0-1	0-0	2-2	1-5	4	1	2	0	0	2
Miami	20	4-6	0-0	3-3	2-3	4	1	3	0	3	11
at UNC	29	6-8	0-0	1-2	2-7	2	0	1	1	1	13
vs. Syracuse	12	2-3	0-0	2-2	0-1	1	0	1	0	1	12
vs. Miami	25	5-5	0-0	3-4	1-2	2	0	1	0	0	13
vs. Notre Dame	19	2-3	0-0	2-2	3-5	3	2	2	0	0	6
Hampton^	33	8-9	0-0	7-8	3-6	2	1	6	1	1	23
Oregon^	27	2-7	0-0	0-1	2-4	3	0	1	2	0	4

Career Statistics

YEAR	G-GS	MIN-AVG	FG-FGA	PCT	3P-3PA	PCT	FT-FTA	PCT	REB	AVG	PF-FO	AST	TO	BS	ST	PTS	AVG
2016-17	34-17	784-23.1	115-212	.542	0-2	.000	46-72	.639	156	4.6	82-0	24	49	32	39	276	8.1
Career	34-17	784-23.1	115-212	.542	0-2	.000	46-72	.639	156	4.6	82-0	24	49	32	39	276	8.1

Career ACC Regular Season Statistics

YEAR	G-GS	MIN-AVG	FG-FGA	PCT	3P-3PA	PCT	FT-FTA	PCT	REB	AVG	PF-FO	AST	TO	BS	ST	PTS	AVG
2016-17	16-13	383/23.9	49-94	.521	0-0	.000	13-23	.565	82	5.1	40-0	10	21	20	22	111	6.9
Career	16-13	383/23.9	49-94	.521	0-0	.000	13-23	.565	82	5.1	40-0	10	21	20	22	111	6.9

Career ACC Tournament Statistics

YEAR	G-GS	MIN-AVG	FG-FGA	PCT	3P-3PA	PCT	FT-FTA	PCT	REB	AVG	PF-FO	AST	TO	BS	ST	PTS	AVG
2016-17	3-0	56/18.7	9-11	.818	0-0	.000	7-8	.875	8	2.7	6-0	2	4	0	1	25	8.3
Career	3-0	56/18.7	9-11	.818	0-0	.000	7-8	.875	8	2.7	6-0	2	4	0	1	25	8.3

Career NCAA Tournament Statistics

YEAR	G-GS	MIN-AVG	FG-FGA	PCT	3P-3PA	PCT	FT-FTA	PCT	REB	AVG	PF-FO	AST	TO	BS	ST	PTS	AVG
2016-17	2-2	60/30.0	10-16	.625	0-0	.000	7-9	.778	10	5.0	5-0	1	7	3	1	27	13.5
Career	2-2	60/30.0	10-16	.625	0-0	.000	7-9	.778	10	5.0	5-0	1	7	3	1	27	13.5

Career Statistics Versus Ranked Opponents

YEAR	G-GS	MIN-AVG	FG-FGA	PCT	3P-3PA	PCT	FT-FTA	PCT	REB	AVG	PF-FO	AST	TO	BS	ST	PTS	AVG
2016-17	12-7	259/21.6	35-64	.547	0-1	.000	15-20	.750	48	4.0	30-0	9	18	9	17	85	7.1
Career	12-7	259/21.6	35-64	.547	0-1	.000	15-20	.750	48	4.0	30-0	9	18	9	17	85	7.1



Jayda Adams

6-0 ■ Freshman ■ G ■ #32

Irvine, Calif.

(Mater Dei)

Is a tenacious defender ... provides super energy off the bench ... is not afraid of anyone ... has an excellent three-point shot ... can pressure the ball well.

Ranking:

No. 36 (Prospects Nation), No. 41 (All Star Girls Report), No. 88 (Blue Star Report)

2015 USA Basketball U16 National Team:

Totaled a 4-1 record and the bronze medal in Puebla, Mexico ... competed in all five games, while averaging 4.4 points, 2.2 rebounds and 2.6 assists.

High School/AAU:

Trinity League Co-MVP ... First Team All-County ... Second Team All-CIF ... as a senior, averaged 12.9 points, 4.9 rebounds, 2.8 assists and 1.9 steals ... tallied a season-high 29 points versus Windward ... led her Mater Dei squad to the CIF Championship game ... collected three games with 20 or more points ... Troy Classic All-Tournament ... selected to Orange County All-Star game ... grabbed a season-high 12 rebounds along with scoring 16 points for a double-double against Legacy High School ... Second Team All-Orange County and First Team All-Trinity League during her junior campaign ... averaged 11.3 points, 3.8 rebounds, 3.3 assists and 2.5 steals as a junior ... started 33 games and helped lead her squad to a 31-3 record ... helped her high school team to the Fountain Valley Tournament Championship, South Coast Tournament Championship and the Nike TOC Top Division Consolation Championship ... a Second Team All-Trinity League as a sophomore ... started 34 contests, while averaging 3.4 points, 2.9 rebounds, 1.5 assists and 1.4 steals ... her team totaled a 31-3 overall record ... won the South Coast Tournament Championship, Nike TOC Top Division Championship and the SoCal Regional Championship ... helped guide her varsity team to a 27-3 record as a freshman, while playing in 15 games and averaging 3.1 points a contest.

Personal:

Full name is Jayda Meleah Adams ... born in Orange, Calif. ... daughter of Jerrald and Tausha Adams ... has one sister, Jordan (22), who currently plays basketball at Southern California and one brother, Jace (15).



Mikayla Boykin

5-9 ■ Freshman ■ G ■ #12

Clinton, N.C.

(Clinton)

Is very physically strong ... is strongest guard to come into Duke ... is one of the best passing guards, has Chelsea Gray like vision on the court ... outstanding range with an excellent three-ball ... has a killer mentality and is not afraid of anything.

Ranking:

No. 5 (All Star Girls Report), No. 20 (espnW HoopGurlz/Girls Basketball Report), No. 18 (Blue Star Report), No. 40 (Prospects Nation)

High School/AAU:

Gatorade North Carolina Player of the Year ... North Carolina Miss Basketball ... American Family Insurance All-USA North Carolina Girls Basketball First Team ... helped lead her Clinton H.S. squad to the North Carolina 2A State Championship and received Kay Yow State Championship game MVP with 31 points ... Most Outstanding Player of the Carolina All-Star Basketball Classic ... averaged 37.4 points, 13.7 rebounds and 6.5 assists, 5.6 steals, as a senior ... named High School OT Female Athlete of the Year ... received the Farm Bureau Insurance Sportsmanship Award in 2016-17 ... two-time MaxPreps Player of the Week ... 2016-17 MaxPreps Girls Basketball All-American Fifth Team ... earned the NCHSAA Performance of the Week Award ... NCBCA & District 4 Player of the Year ... First Team NCBCA All-State ... District 4 First Team All-District ... Four County Conference Player of the Year ... Four County All-Conference ... Sampson County Player of the Year ... First Team All-County ... received the John Wall Holiday Invitational MVP ... tied the state record with three quadruple-doubles ... set the North Carolina single-season scoring record with 1,159 points ... broke the state single-game scoring record twice with 62 and 63 points ... featured a state record three consecutive games with 50 or more points ... her two games with 60 or more points was also a state record ... her five games with 50 or more points and her 428 made field goals were state records ... finished her high school career with 1,845 points in only two seasons due to injuries ... her 31.8 career scoring average ranked second in state history ... her 37.6 points a game as a senior ranks second all-time in North Carolina history, while her 116 three-pointers ranked third ... collected 25 games with 30 or more points and 10 contests with 40 or more ... turned in 28 double-doubles and eight triple-doubles as a senior ... suffered a torn ACL in the summer following her freshman season and had a setback in the spring of 2016 as she was preparing for USA Basketball trials ... missed her sophomore and junior seasons of high school with the injuries ... an all-district selection as a freshman, after averaging 25.4 points, 9.2 rebounds, 7.0 steals and 4.6 assists a contest ... notched seven games with 30 or more points, including a career-high 38 on two different occasions ... collected 15 double-doubles.

Personal:

Full name is Mikayla Niyel Boykin ... born in Clinton, N.C. ... daughter of Timothy & Nicole Boykin ... has two brothers, Michael (18) and Marcus (15), along with one sister, Adrianna (11) ... member of the CTE Honors Society and Beta Club.



Emily Schubert

6-4 ■ R-Freshman ■ C ■ #30
 Elizabethton, Tenn.
 (Elizabethton)

A tireless worker and is willing to do whatever it takes ... is coachable and enjoys playing with her back to the basket ... can run the floor rim to rim and is working on her short corner and high-post jumper ... is a pleasure to coach because she is always listening and always improving.

As a Freshman (2016-17):

Redshirted the season due to a torn ACL suffered in the preseason.

High School/AAU:

An All-Region, All-District and All-Conference selection in her final year ... led Elizabethton to a 124-10 record with four district, regional and sectional titles ... averaged 11.0 points, 8.0 rebounds and 4.0 blocks as a senior ... helped her squad to Elizabethton's first 2A State Championship in 2014. ... an accomplished cross country and track and field standout at Elizabethton, ran the 800 and 400 meters, finished third in the discus at the state championship as a sophomore and junior turned in a fourth place finish in the discus as a senior ... placed sixth at the state championship as a sophomore in the 4x800m relay in cross country, was seventh in the region as a senior, fourth in her region as a junior and 45th at the state championship as a junior ... her team finished fifth in the state championship her senior campaign.

Personal:

Full name is Emily Landrum Schubert ... born Sept. 2, 1998 in Bristol, Tenn. ... daughter of Robert and Margaret Schubert ... has two sisters, Julia (16) and Lydia (14) ... a four-year member of the National Honor Society ... MENSA member ... helped lead her band squad to the state championship as a freshman ... as a redshirt freshman at Duke, named to the ACC Honor Roll.



Madison Treece

6-4 ■ Freshman ■ F ■ #44
 St. Peters, Mo.
 (Rock Bridge)

Demands the ball in the paint ... has a very strong paint attack ... uses her body well and goes to the boards to rebound ... can see the floor well, identify doubles and gets the ball where it needs to go.

Ranking:

No. 22 (All Star Girls Report), No. 83 (HoopGurlz/Girls Basketball Report), No. 71 (Blue Star Report)

High School/AAU:

McDonald's All-America nominee ... MVP of the Norm Stewart Classic ... selected All-District as a senior ... listed as the 10th-best post player in the 2017 class by espnW HoopGurlz ... scored 895 points and pulled down 388 rebounds in 109 career games ... averaged 10.7 points, 6.6 rebounds and 1.5 assists, while leading her Rock Bridge squad to a 26-6 overall record her senior season ... notched three double-doubles ... pulled down a season-high 14 rebounds versus North Little Rock ... tallied double-digit scoring in 20 contests ... hit 54.8 percent of her field goals and 76.0 percent from the charity stripe ... blocked 17 shots, including a season-high three versus Miller Career Academy ... received all-district accolades as a junior ... averaged 8.7 points and 5.5 rebounds in her junior season ... pulled down a season-high 15 rebounds versus St. Joseph's Academy, while scoring a season-high 23 points against Republic ... totaled 11 double-figure scoring games ... as a sophomore, averaged 9.4 points and 6.0 rebounds ... notched three double-doubles and scored double-figures 15 times ... had a season highs of 17 points (twice) and 13 rebounds ... her Rock Bridge team totaled a 24-7 record as a sophomore and a state championship ... helped lead her Incarnate Word Academy squad to the state championship as a freshman along with a 31-1 record ... invited to the USA Basketball 2015 U16 and 2016 U17 National Team trials.

Personal:

Full name is Madison Grace Treece ... born in St. Peters, Mo. ... daughter of David and Kara Treece ... has two sisters, McKenna (20) and Chloe (12) ... her sister, McKenna, is a junior on the Oklahoma women's basketball team ... received Honor Roll accolades as a sophomore and junior along with first honors as a freshman.



Jade Williams

6-5 ■ Freshman ■ F/C ■ #25

The Colony, Texas
(The Colony)

Is a very confident player ... a very strong offensive threat in the paint ... has guard-like vision in the post ... can run the floor beautifully ... can pop out and shoot the jumper.

Ranking:

No. 21 (All Star Girls Report), No. 13 (HoopGuriz/Girls Basketball Report) , No. 15 (Prospects Nation), No. 13 (Blue Star Report)

2015 USA Basketball U16 National Team:

Totaled a 4-1 record and the bronze medal in Puebla, Mexico ... started four of the five games, while averaging 7.8 points and 6.8 rebounds ... hit 47.0 percent from the field ... had 12 rebounds and 11 points against Mexico to aid the U.S. team to the bronze medal.

High School/AAU:

Competed in both the McDonald's All-America and Jordan Brand Classic all-star contests ... totaled a game-high 13 rebounds and eight points in 17 minutes during the Jordan Brand Classic ... collected eight points and four rebounds in 10 minutes at the McDonald's All-America game ... averaged 14.2 points, 8.4 rebounds, 2.4 blocks, 1.5 steals and 1.3 assists as a senior at The Colony H.S. ... District MVP ... TABC All-Region and All-State ... earned TGCA & TABC All-State Academic honors ... Academic All-District 14-5A ... participated in the 2016 USA Basketball U-17 World Championship team trials ... a 2015 and 2016 Texas Association of Private and Parochial Schools, 5A All-State first team ... received All-State TAPPS as a sophomore and junior ... led Prestonwood to a state runner-up finish in TAPPS 5A as a junior ... competed at Prestonwood Christian Academy as a sophomore and junior ... All-State selection as a freshman ... averaged 14.9 points, 7.1 rebounds and 3.8 blocks in 32 games.

Personal:

Full name is Jade Shirlynn Williams ... born in Dallas, Texas. ... daughter of Marvin and Kelly Williams ... has two brothers, Marvin (16) and Lance (8), along with two sisters, Rayna (10) and Chyann (19).

Staff

Head Coach Joanne P. McCallie	38-42
Coach P Versus the Opponents	43-46
Coach P Versus the Conferences	47
Associate Head Coach Hernando Planells.....	48
Assistant Coach Rene Haynes.....	49
Assistant Coach Sam Miller.....	50
Special Assistant Al Brown	51
Bobby Sorrell	51
Kate Senger.....	52
Selena Castillo.....	52
Nina King	52
Ashleigh Beaver	53
Summer McKeehan	53
Roderick "R.J." Hunter.....	53
Jordan Busse.....	54
Lynne Belton.....	54
Lindy Brown.....	54
Heather Ryan	54
Managers	55
Practice Players.....	55
Support Staff.....	56
Director of Athletics Kevin White	57
Senior Administration.....	58



Joanne P. McCallie

Head Coach

11th Season at Duke

26th Year as a Head Coach

Northwestern, '87 ■ Auburn, '90

The ACC Coach of the Year in 2010, 2012 and 2013, head coach Joanne P. McCallie enters her 11th season at the helm of the Blue Devils' program.

In just 10 years, Coach P has guided the program to a 273-71 overall record, a 121-33 mark in ACC action and nine NCAA Tournament selections, including a No. 1 seed in 2009 and four straight Elite Eight appearances from 2010-13. She led Duke to four consecutive ACC regular season titles in 2010, 2011, 2012 and 2013 and three ACC Championships in 2010, 2011 and 2013.

On the recruiting trail, McCallie brought in back-to-back No. 1 classes in 2010 and 2011, as well as the No. 1 class in 2015. She secured the No. 2 classes in 2013 and 2014. Duke has also signed 15 different players who have played in the McDonald's All-America game, including nine over the last seven years.

Coming off totaling a 28-6 record a year ago, Duke is primed for another successful season with Associated Press All-America Lexie Brown and two-time First Team All-ACC selection Rebecca Greenwell returning.

In 2014-15, injuries once again bit Duke as the team lost two Blue Devils to season-ending injuries -- Oderah Chidom and Lyneé Belton -- along with one transfer that left Duke with a limited roster. McCallie and the Blue Devils still managed to advance to the NCAA Sweet 16, while posting a 23-11 overall and 11-5 mark in the ACC. Elizabeth Williams was named the WBCA National Defensive Player of the Year and became the first Duke four-time Associated Press All-America. She went on to be the No. 4 overall selection in the WNBA Draft to the Connecticut Sun.

McCallie and the Blue Devils registered a 28-7 overall and 12-4 league mark in 2013-14, but were dealt with two devastating injuries to All-America point guards Chelsea Gray and Alexis Jones. The Blue Devils rebounded to advance to the ACC Championship game before falling in the second round of the NCAA Tournament. Elizabeth Williams earned ACC Defensive Player of the Year honors for the third straight year.

In the WNBA Draft, both Gray and Tricia Liston were selected in the first round by the Connecticut Sun and Minnesota Lynx, respectively.

During the season, McCallie reached the 500-win mark, joining a group of 29 other active coaches to reach the milestone.

In one of her best coaching jobs since arriving at Duke, Coach P led the Blue Devils to a 33-3 overall and 17-1 league mark in 2012-13. This all came after losing All-America point guard Chelsea Gray for the season on Feb. 17 against Wake Forest. Duke went on to win the ACC regular season title with an ACC-record 17-1 mark and claimed its eighth overall ACC Championship. The Blue Devils advanced to the NCAA Tournament Elite Eight before falling to top-seeded Notre Dame.

Gray went on to be named WBCA All-America, while Williams earned Associated Press All-America honors as well. Williams also secured ACC Defensive Player of the Year accolades for the second straight year. Rookie Alexis Jones stepped up once Gray went down with the injury and earned ACC Tournament MVP honors.

During the season, McCallie topped the 150-win mark at Duke, reaching the milestone in the third-quickest amount of games in Division I history (182). She was also the fastest female coach in history to reach 150 wins at an institution.

McCallie guided Duke to a 27-6 overall and 15-1 league mark in 2011-12, in a season that featured the loss of starters Richa Jackson and Chloe Wells as well as highly-ranked freshman Amber Henson. For the Blue Devils to win the ACC regular season title outright for the first time since the 2006-07 campaign, advance to the NCAA Elite Eight and net 15 league wins was one of her best coaching jobs in her 20 years. Williams earned National Freshman of the Year and All-America accolades, while Gray was an All-America selection as well.

Duke also led the ACC in attendance with a 5,361 per game average in 2011-12.

In 2010-11, McCallie and the Blue Devils netted a 32-4 overall record, marking her second straight 30-win season at the helm at Duke. The Blue Devils posted 10 victories against ranked opponents, including victories against eventual national champion Texas A&M, fourth-ranked Xavier, 10th-ranked Kentucky and 10th-ranked DePaul. Senior Jasmine Thomas earned second team All-America and ACC Tournament MVP honors for the second consecutive year.

McCallie led the Blue Devils to a 17-0 mark at home in Cameron Indoor Stadium, which was just the third undefeated campaign at home in Duke's school history and the second under Coach P. The 17 wins was also a Blue Devil single-season record.

Duke boasted three student-athletes drafted in the WNBA Draft as Thomas was selected 12th overall to Seattle, while Karima Christmas was the 23rd pick by Washington and Krystal Thomas was the 36th selection by the Seattle Storm.

The Coach P File

Coaching Honors

National Coach of the Year

Associated Press	2005
<i>Basketball Times</i>	2005
Nike	2005

Conference Coach of the Year

Atlantic Coast Conference	2013, 2012, 2010
Big Ten	2005
America East	1999
North Atlantic	1996, 1995

Basketball Coaches Association of Michigan

College Coach of the Year

Michigan State	2005
----------------------	------

Coaching Highlights

NCAA National Championship Game	1
..... (2005)	
NCAA Final Four	1
..... (2005)	
NCAA Elite Eight	5
..... (2005, 2010, 2011, 2012, 2013)	
NCAA Sweet Sixteen	8
..... (2005, 2006, 2008, 2010, 2011, 2012, 2013, 2015)	
NCAA Tournament Bids	20
..... (1995, '96, '97, '98, '99, 2000, '03,	
..... '04, '05, '06, '07, '08, '09, '10, '11, '12, '13, '14, '15, '17	

Record Breakdown

Overall	589-219 (25 Years)
Record at Duke	273-71 (10 Years)
Atlantic Coast Conference	121-33 (10 Years)
ACC Tournament	19-7 (10 Appearances)
NCAA Tournament	29-20 (20 Appearances)
Record at Michigan State	149-75 (7 Years)
Big Ten	68-44 (7 Years)
Record at Maine	167-73 (8 Years)
North Atlantic	48-14 (4 Years)
America East	61-11 (4 Years)
Home	316-74 (25 Years)
Away	195-104 (25 Years)
Neutral	78-41 (25 Years)

Accomplishments

- Inducted into the Maine Basketball Hall of Fame in August of 2014.
- Named the ACC Coach of the Year in 2010, 2012 and 2013.
- Led the Blue Devils to the 2010, 2011 and 2013 ACC Championship, which gave Duke the eighth conference title in school history.
- Guided the Blue Devils to at least the share of the ACC regular season title in four straight years from 2010-13.
- Has led Duke to 273 overall wins and 121 league victories in her 10 years with the Blue Devils.
- Reached the 500-win mark in 2013, joining a group of 29 active coaches in Division I with at least 500 wins.
- Brought in back-to-back No. 1 classes in 2010 and 2011 as well as the No. 1 class in 2015, while securing the No. 2 class in 2013 and 2014.
- Had five Blue Devils taken in the first round of the WNBA Draft since arriving at Duke, while a total of 10 Duke players have been drafted over the last nine years.
- Collected 200 victories in only 240 games becoming the fourth-quickest Division I head coach to reach 200 wins at a school.
- Is the third-quickest NCAA Division I head coach to reach 150 wins at an institution doing so in only 182 games.
- Became the first Division I head coach to win a conference title in four different leagues - ACC, Big Ten, America East, North Atlantic.
- Won 82 games in her first three years at Duke, which is the second-most in NCAA Division I history by a coach in the first three years at a school.
- Is the first Division I head coach to be named conference coach of the year in four different conferences.
- Reached 100 wins at Duke in only 122 games, the second-quickest to ever reach 100 wins at a school.
- Led Duke to its 10th 30-win season out of the last 13 years in 2012-13.
- Became only the second Division I head coach to lead two different programs to 30-win seasons and lead two different programs to a No. 1 seed in the NCAA Tournament.
- Is one of only three Division I head coaches to guide three different programs to the NCAA Tournament.
- Coach P is one of only four head coaches in Division I history to lead three different programs to 25 or more wins in a single season.
- Won a gold medal as coach of the 2006 U20 National team and the 2007 U21 World Championship team.
- In 2005, led MSU to the Big Ten regular season and tournament championships and the NCAA National Championship game.

In 2009-10, McCallie led Duke to both the ACC regular season and ACC Tournament titles, while advancing to the NCAA Elite Eight. Along the way, she also became the first coach in Division I history to be crowned champion in four different conferences, as well as the first coach in NCAA history to garner coach of the year accolades in four different leagues.

During her third season at Duke, Coach P guided the Blue Devils to a 30-6 overall record, both the ACC regular season and tournament titles and advanced to the NCAA Tournament Regional final. The 30-win season for Duke was the eighth over the last 10 years, as McCallie became just the second Division I coach to lead two different programs to 30-win campaigns.

The Blue Devils knocked off eight ranked teams under Coach P's guidance in 2009-10, while junior Jasmine Thomas earned All-America honors and was a finalist for National Player of the Year. Senior Joy Cheek became the 14th player drafted in Duke's history as she was taken with the 35th overall selection by the Indiana Fever.

During McCallie's first three years, she registered 82 victories marking the second-most wins by a head coach in the first three years at a school.

In 2008-09, McCallie led Duke to its 11th straight 25-win season, an appearance in the ACC Tournament Championship game as well as a No. 1 seed in the 2009 NCAA Tournament. Under Coach P's direction, the Blue Devils compiled a 14-0 record in Cameron Indoor Stadium, marking only the second time in school history the program has gone undefeated at home.

Duke collected wins over eight nationally ranked opponents including Stanford, Tennessee, North Carolina, Maryland and Florida State. The Blue Devils' undefeated home record was supported by an average of 6,655 fans, the second-highest average in school history, and Duke ended the season ranked No. 11 nationally in average attendance. The program continued its streak of NCAA Tournament appearances in 2008-09 under McCallie as Duke was selected to the "Big Dance" for the 15th consecutive time and the seventh time in school history as a No. 1 seed. McCallie coached seniors Chante Black and Abby Waner, who were selected in the WNBA Draft, becoming the 12th and 13th players drafted in Blue Devil history. Black and Waner were selected No. 10 and No. 21, respectively, in the WNBA Draft in April by the Connecticut Sun and New York Liberty.

In her first season with the Blue Devils in 2007-08, McCallie led Duke to its 10th straight 25-win season with an appearance in the ACC Championship game and a trip to the NCAA Tournament Sweet 16 in Oklahoma City, Okla., which marked the 11th consecutive appearance in the regional semifinals for the program. The NCAA Tournament appearance was its 14th straight and 15th overall tournament bid for the Blue Devils.

McCallie coached Duke's 11th player drafted to the WNBA as Wanisha Smith was selected in the second round (27th overall) by the New York Liberty. Duke also saw a rise in attendance in McCallie's first season. The Blue Devils ranked No. 10 nationally in attendance, while averaging a school-record 6,755 fans in 13 home contests.

McCallie has made her presence felt in the Durham and neighboring communities, as well as on campus. She has been the keynote speaker for the Durham Sports Club, Polka Dot Mama Melanoma Foundation, Durham Chamber of Commerce - Professional Women's Network, the Duke Club of Washington, D.C., Special Olympics, N.C. High School Coaches Association, Hospice, the Hays Barton United Methodist Church and the Raleigh Sports Club. She participated in a panel discussion on campus for Women at Duke. She has also participated in the Duke Children's Hospital Radiothon as well as being a spokeswoman for Duke Women's Health. A huge advocate for youth development, McCallie and the Duke women's basketball team have developed a relationship with a local non-profit organization, The Emily K Center, by participating in after school leadership programs. In addition, Duke hosted the 2010 and 2013 Jimmy V Women's Basketball Classic as part of Jimmy V Week, an initiative that benefits the V Foundation for Cancer Research. McCallie's four-year term on the WBCA Board of Directors concluded in August of 2015.

In addition to being the national chairperson for the Duke Cancer Fund, Coach P and the Blue Devils have community partnerships in the surrounding area they help with each year -- Duke Cancer Institute, The Ronald McDonald House, Duke Children's Hospital, Duke Women's Health, Melanoma Research Alliance and the Emily Krzyzewski Center -- while also participating in other activities to help the community.

Coach P created the "Choice Not Chance" kids club whose philosophy focuses on making the correct choices in life. The philosophy is widely used by McCallie, her staff and players, who are very active in the community speaking about

"CNC." In its inaugural year the program received memberships of over 100 children who are entering the eighth grade or under.

Coach P added author to her already impressive resume in 2012 as she published the book "Choice Not Chance." Over her 25-year coaching career, McCallie has developed and refined the "Choice Not Chance" philosophy that focuses teaching her players and kids at large how to think and focus on making correct choices in life. Choice Not Chance highlights the lessons she has learned throughout her life such as "Going against the grain," "Never become satisfied," and "Enjoying the prospect of getting better daily."

With a foreword by Duke head men's basketball coach Mike Krzyzewski, the book has received acclaim from other public figures including Hall of Fame women's basketball coach Joe Ciampi, two U.S. Senators and Duke University Vice President and Director of Athletics Kevin White.

Another tradition introduced in McCallie's first season was the Coach P Radio Show, a first for the women's basketball program at Duke. The show is hosted by Chris Edwards on 620 AM The Bull, and performed live once a month during the season.

In October 2008, embracing McCallie's vision, the program launched its first True Blue Golf Classic. The Duke University Golf Club played host to 112 golfers, in an effort to raise money for the program.

Coach P has an undying passion to develop people into winners. She is only one of four coaches who have taken three different programs to the NCAA Tournament. McCallie is also one of two coaches to guide her teams to a No. 1 seed in the NCAA Tournament at two different schools. She has three National Championship game appearances in her career and has been named conference coach of the year five times. Coach P has coached 13 players who have received All-America honors. In her 25-year head coaching career, her teams have reached 20 wins 20 times.

Player development is a key component to Coach P's philosophy. During McCallie's career she has seen 12 of her former players go on to play professionally. Eight players have been first round WNBA Draft picks: Cindy Blodgett, Kristin Haynie, Elizabeth Shimek, Chante Black, Jasmine Thomas, Chelsea Gray, Tricia Liston and Elizabeth Williams. In the WNBA offseason, these players, as well as Haley Peters, Joy Cheek, Bridgette Mitchell, Kathleen Scheer, Shay Selby, Carrem Gay, Lindsay Bowen, Kelli Roehrig and Lorenda Haynes have enjoyed an overseas experience playing in countries such as Israel, Australia, Russia, Greece, France and Denmark. Coach P does not only produce great professional players, she also prepares players to be great coaches. Katie Abrahamson-Henderson, a former assistant coach at Michigan State under McCallie, is currently the head coach at Central Florida. Three others are head coaches at the D-I level -- Felisha Legette-Jack (Buffalo), Darren Bennett (Skidmore) and Candice Jackson (College of Charleston).

With Team USA, McCallie coached the FIBA U-21 World Championship team in Moscow, Russia from June 29 - July 8, 2007, where she led the USA squad to an 8-0 record and won the gold medal. Her team of college stars, including former Blue Devil Abby Waner, captured nine USA Basketball U-21 records by registering a 30.0 point average margin of victory, scoring 93 points per game, netting the highest three-point percentage and field goals during the championship. Defensively, three players sit atop the blocked shots charts and four out of five of the top rebounders were members of this team. Over the summer of 2006, McCallie guided the USA Basketball U-20 team to a 5-0 record and a gold medal in the FIBA Americas Championships in Mexico City. The squad outscored its opponents by an average of 62 points per game and set 28 USA Basketball U-20 records in the event including most points averaged, highest field goal percentage and most field goals and three-pointers made. For her team's accomplishments, McCallie was named USA Basketball Developmental Coach of the Year.

Prior to coming to Duke, McCallie spent seven years at Michigan State University. While piloting the Spartans to a nationally elite level, McCallie, the 2005 Associated Press Coach of the Year, guided the Spartans to their first ever NCAA Final Four and national championship game appearance as well as their first ever NCAA Elite Eight and repeat Sweet Sixteen appearances, the programs' second Big Ten regular season title and first ever Big Ten Tournament Championship in 2005. Under McCallie, the program collected four consecutive 20-win seasons and an 81-23 record over her final three years in East Lansing. The Spartans also posted a school-record four straight appearances in the NCAA Tournament.

In 2005, Michigan State advanced to its first national championship game after earning the program's first No. 1 seed in the NCAA Tournament. That record-setting team won 33 games (10 more than the previous record), won 14 Big Ten contests, shared just its second Big Ten regular-season championship, won its first Big Ten Tournament title, finished 13-0 at home, achieved a school-record 17-game win

McCallie Coaching Tree

Katie Abrahamson-Henderson - Head Coach - Central Florida
Assistant coach under McCallie at Michigan State from 2000-02
Assistant coach under McCallie at Maine from 1992-94

Felisha Legette-Jack - Head Coach - Buffalo
Assistant coach with McCallie from 2000-02 at Michigan State

Darren Bennett - Head Coach - Skidmore
Assistant coach with McCallie from 2003-04 at Michigan State

Candice Jackson - Head Coach - College of Charleston
Assistant Coach at Duke under McCallie from 2011-14
Letterwinner at Michigan State under McCallie in 2000-04

Semeka Randall - Assistant Coach - Wright State
Assistant coach with McCallie from 2005-07 at Michigan State

Cindy Blodgett - Associate Head Coach - Boston University
Four-time letterwinner who led the NCAA in scoring her sophomore and junior years at Maine under McCallie

Niya Butts - Assistant Coach - Kentucky
Assistant coach with McCallie from 2002-03 at Michigan State

Joy Cheek - Assistant Coach - Vanderbilt
Played under McCallie at Duke from 2007-10
Assistant coach under McCallie at Duke from 2011-13

Wanisha Smith - Assistant Coach - Towson
Played at Duke under McCallie in 2007-08

Rene Haynes - Assistant Coach - Duke
Four-year letterwinner at Michigan St. under McCallie from 2004-07

Bridgette Mitchell - Assistant Coach - James Madison
Four-year letterwinner at Duke under McCallie from 2007-10

Lindsay Bowen - Assistant Coach - Campbell
Four-year letterwinner at Michigan St. under McCallie from 2003-06

Ka'lia Johnson - Graduate Assistant Coach - UNC Greensboro
Four-year letterwinner at Duke under McCallie from 2012-15

Ed Scott - Director of Euro League - Spain
Worked at Michigan State under McCallie

Sarah Smoak - Director of Program Development - Charlotte
Staff member under McCallie at Duke

Julie Pagel-Dombroski - Director of Basketball Ops. - Mich. State
Four-year letterwinner at Michigan St. under McCallie from 2001-04

Coach P Year-by-Year

Year	Team	Overall Record (Winning %)	League Record (Winning %)	Postseason
1992-93	Maine	9-20 (.310)	4-10 (.286)	North Atlantic Tournament Runner-up
1993-94	Maine	20-7 (.741)	12-2 (.857)	North Atlantic Regular-Season Champion
1994-95	Maine	24-6 (.800)	14-2 (.875)	*North Atlantic Champion/NCAA Tournament
1995-96	Maine	27-5 (.844)	18-0 (1.000)	*North Atlantic Champion/NCAA Tournament
1996-97	Maine	22-8 (.733)	17-1 (.944)	*America East Champion/NCAA Tournament
1997-98	Maine	21-9 (.700)	13-5 (.722)	America East Tourn. Champ/NCAA Tournament
1998-99	Maine	24-7 (.774)	17-1 (.944)	America East Regular-Season Champion/NCAA Tournament Second Round
1999-2000	Maine	20-11 (.645)	14-4 (.778)	NCAA Tournament
2000-01	Mich. State	10-18 (.357)	4-12 (.250)	N/A
2001-02	Mich. State	19-13 (.594)	6-10 (.375)	WNIT Semifinals
2002-03	Mich. State	17-12 (.586)	10-6 (.625)	NCAA Tournament
2003-04	Mich. State	22-9 (.710)	10-6 (.625)	NCAA Tournament Second Round
2004-05	Mich. State	33-4 (.892)	13-2 (.867)	*Big Ten Champion/NCAA Tournament National Finalist
2005-06	Mich. State	24-10 (.706)	11-5 (.688)	NCAA Tournament Sweet 16
2006-07	Mich. State	24-9 (.727)	14-2 (.875)	NCAA Tournament Second Round
2007-08	Duke	25-10 (.714)	10-4 (.714)	NCAA Tournament Sweet 16
2008-09	Duke	27-6 (.818)	11-3 (.786)	NCAA Tournament Second Round
2009-10	Duke	30-6 (.833)	12-2 (.857)	*ACC Champion/NCAA Tournament Elite Eight
2010-11	Duke	32-4 (.889)	12-2 (.857)	*ACC Champion/NCAA Tournament Elite Eight
2011-12	Duke	27-6 (.818)	15-1 (.938)	ACC Regular Season Champion/NCAA Tournament Elite Eight
2012-13	Duke	33-3 (.917)	17-1 (.944)	*ACC Champion/NCAA Tournament Elite Eight
2013-14	Duke	28-7 (.800)	12-4 (.750)	NCAA Tournament Second Round
2014-15	Duke	23-11 (.677)	11-5 (.688)	NCAA Tournament Sweet 16
2015-16	Duke	20-12 (.625)	8-8 (.500)	N/A
2016-17	Duke	28-6 (.824)	13-3 (.813)	NCAA Tournament Second Round

*Regular season and tournament

Career Total (25 Years): 589-219 (.729) 300-102 (.746) 20 NCAA Tournament Appearances; Eight Conference Championships**Duke (10 Years):** 273-71 (.794) 121-33 (.786) Nine NCAA Tournament Appearances; Three ACC Championships**Michigan St. (7 Years):** 149-75 (.665) 68-44 (.607) Five NCAA Tournament Appearances; One Big Ten Championship**Maine (8 Years):** 167-73 (.695) 109-25 (.813) Six NCAA Tournaments; Two America East Tournament & Two North Atlantic Champ.

streak and beat 13 nationally-ranked teams. Over her seven-year stint in East Lansing, the Spartans also defeated 25 ranked opponents.

For her efforts, McCallie was named 2005 National Coach of the Year by the Associated Press, Basketball Times and Nike, as well as being voted Big Ten Coach of the Year by the league's media members. It marked the first time an MSU women's basketball coach was named national coach of the year and the second time a Spartan head coach earned the conference's coach of the year award. McCallie was also named the 2005 Basketball Coaches Association of Michigan College Coach of the Year.

Under McCallie, Michigan State saw its fan base increase dramatically as well, including a 78 percent rise since her arrival. The team set season attendance records in four out of her final five seasons, including a school-record average of 6,787 fans in 2005-06, which ranked 10th nationally. The Spartans were ranked second in attendance in the Big Ten and ninth nationally during McCallie's final season with an average of 6,646 fans a game. At the time of McCallie's departure from MSU, all of the Spartan top 15 single-game crowds in program history came during Coach P's tenure, including a school-record 14,066 against Ohio State in a nationally televised game on Feb. 20, 2005. Prior to her arrival at MSU, the women's basketball program averaged only 1,506 fans per game in 1999-2000.

During her eight-year career at Maine, McCallie guided the Black Bears to seven straight 20-win campaigns, including a 20-11 overall record (in 1999-2000) and their sixth-straight NCAA Tournament appearance. She was named coach of the year on three occasions, twice in the North Atlantic Conference (1995 and 1996) and once in the America East (1999). For her efforts, Maine honored her in 2009 with a banner as one of its top coaches in school history.

While at Maine, McCallie organized an event called "Realizing the Dream: Celebrating Women in Athletics" that featured speakers Dr. Donna Lopiano and Sheryl Swoopes. During the 1997-98 season, Dana Rae Warren filmed a documentary of the Maine women's basketball season. McCallie was inducted into

The McCallie Family

The McCallie family not only emphasizes education to the young women on the Duke team, but their own accomplishments further demonstrate their commitment to academics. Head coach Joanne P. McCallie holds a bachelor's degree in political science from Northwestern and a master's degree from Auburn in business administration.

John McCallie, Ph.D, Joanne's husband, is currently a professor at the University of North Carolina at Chapel Hill. But it should come as no surprise that the McCallies are well-educated, as the name McCallie has long been synonymous with the word "education." The McCallie School is a college preparatory school for boys located on Missionary Ridge near Chattanooga, Tenn. It was founded in 1905 by Spencer Jarnagin McCallie and James Park McCallie, the grandfather and great-uncle, respectively, of John McCallie.

The McCallie School accepts young men with above average to exceptional academic abilities, and those students matriculate at some of the best colleges and universities in the nation. In recent years, the school has been recognized for its innovative educational programs and its overall standards of excellence. Recently, the *Atlanta Journal-Constitution* called McCallie "one of the leading secondary educational institutions in the United States."

In addition, John McCallie's great-aunt, Grace McCallie, was one of three founders of the Girls Preparatory School in 1906, also in Chattanooga. The school prepares girls for college through academic training, and instills in them high principles of honesty, integrity and consideration for others.

the New England Basketball Hall of Fame in 2004. In October of 2005, she was inducted into the Maine Sports Legends Hall of Honor as well as the Maine Sports Hall of Fame in June of 2008 and the University of Maine Athletics Hall of Fame in October of 2009. Over the summer of 2014, McCallie was also inducted into the inaugural class of the Maine Basketball Hall of Fame.

Prior to becoming head coach at Maine in 1992-93, McCallie was an assistant coach at Auburn from 1988-92. As the team's primary recruiter, she helped sign the fourth-ranked class in the nation in 1990-91 and the 16th-ranked class in the nation in 1991-92. While at Auburn, McCallie and the Tigers appeared in two national championship games and made an appearance in the NCAA Elite Eight.

A native of Brunswick, Maine, McCallie owns a career mark of 589-219 during her 25-year stint as a head coach at Maine, Michigan State and Duke. As a coach and player, she has led her teams to 16 conference titles, 25 NCAA Tournament appearances, 11 NCAA Sweet 16 appearances, eight NCAA Elite Eight appearances, three NCAA Final Four appearances and three NCAA Championship game appearances.

The former Joanne Palombo played her collegiate basketball at Northwestern from 1984-87. She still ranks seventh in Wildcat history with 378 career assists. As a senior, she was an All-Big Ten honorable mention selection and helped lead the Wildcats to the second round of the NCAA Tournament. McCallie also was named Academic All-Big Ten First-Team as a senior.

McCallie graduated from Northwestern in 1987 with a degree in political science and earned a master's degree in business administration from Auburn in 1990.

The McCallie family includes husband John, daughter Madeline (Maddie - 22) and son John Wyatt (Jack - 16). Maddie played on the women's basketball teams at Elon and Miami (Ohio), before graduating from Elon in 2017. The family resides in Durham, N.C.

What Does the P Stand For?

Those who have not known Joanne P. McCallie long may wonder why her players and those who know her well call her "Coach P." The "P" stands for Palombo, her maiden name. McCallie is proud of her Italian heritage, and early in her career found many similarities between herself and coaching legend Jim Valvano. She reasoned that if there could be a "Jimmy V", why not a "Joanne P?" Therefore, during her years as Joanne Palombo, she became known as "Coach P," and after her marriage to John McCallie, she decided to keep the "P" as a middle initial. But old habits die hard, so players, coaches, staff members and friends continue to refer to her simply as "Coach P."



The McCallie Family

Coach P Versus the Opponents

Opponent	Record	Result
Alabama	4-2	W, 90-40, 11/16/14 (A) W, 92-57, 11/17/13 (H) W, 79-61, 3/19/02 (H) L, 53-54, 12/10/00 (A) L, 43-79, 11/25/95 (N) W, 75-73, 1/5/95 (H)
Albany	3-0	W, 54-52, 3/20/15 (N) W, 80-51, 12/19/13 (H) W, 83-48, 12/9/10 (H)
Alcorn State	1-0	W, 73-41, 3/19/05 (N)
Arizona	1-0	W, 72-60, 3/21/04 (N)
Arizona State	1-0	W, 67-59, 3/25/08 (N)
Arkansas State	2-0	W, 70-59, 11/20/01 (A) W, 76-50, 11/17/00 (H)
Army	1-0	W, 72-61, 11/22/15 (H)
Auburn	2-0	W, 73-50, 11/18/11 (H) W, 75-62, 11/18/10 (A)
Austin Peay	1-0	W, 83-42, 3/22/09 (N)
Baylor	0-2	L, 48-51, 3/29/10 (N) L, 62-84, 4/5/05 (N)
Boise State	0-1	L, 53-87, 12/11/93 (N)
Boston College	11-6	W, 67-44, 1/22/17 (A) W, 71-51, 1/17/16 (H) L, 56-60, 1/22/15 (A) W, 78-57, 1/12/14 (H) W, 80-56, 1/27/13 (H) W, 90-53, 1/6/13 (A) W, 71-62, 2/9/12 (A) W, 66-53, 2/13/11 (H) L, 57-61, 2/4/10 (A) W, 69-58, 2/9/09 (H) W, 51-41, 2/7/08 (A) W, 82-78 OT, 11/21/04 (H) L, 61-63, 11/18/00 (H) L, 54-81, 12/28/99 (N) L, 56-83, 11/15/99 (H) W, 55-49, 11/28/93 (H) L, 65-80, 12/1/92 (A)
Boston University	14-4	W, 73-52, 3/9/00 (N) W, 54-40, 2/24/00 (A) W, 53-46, 12/11/99 (H) W, 92-61, 2/6/99 (A) W, 75-59, 1/5/99 (H) L, 77-94, 2/12/98 (A) W, 80-58, 1/2/98 (H) W, 75-49, 2/21/97 (A) W, 89-42, 1/4/97 (H) W, 77-51, 2/22/96 (H) W, 57-55, 12/7/96 (A) W, 71-56, 3/7/95 (N) W, 77-56, 2/11/95 (H) L, 72-75, 1/26/95 (A) W, 70-62, 2/12/94 (A) W, 66-43, 1/27/94 (H) L, 57-64, 2/13/93 (H) L, 52-61, 1/28/93 (A)
Brown	1-0	W, 82-68, 11/29/96 (H)
Brigham Young	2-0	W, 61-55, 11/11/11 (A) W, 69-54, 11/13/10 (H)
Bucknell	2-0	W, 92-49, 12/21/07 (H) W, 68-51, 11/17/06 (H)
Buffalo	3-1	W, 88-54, 11/25/14 (H) W, 50-42, 11/16/01 (H) W, 77-66, 12/14/95 (H) L, 47-50, 12/28/93 (A)
California	2-0	W, 70-58, 11/10/13 (A) W, 77-63, 12/2/12 (H)
Cal. St. Northridge	1-0	W, 73-69 OT, 12/22/06 (A)
Central Conn. State	3-0	W, 77-42, 11/20/04 (H) W, 60-59, 1/11/94 (H) W, 79-52, 2/4/93 (A)
Central Michigan	3-1	W, 97-64, 11/29/13 (N) W, 75-50, 12/30/05 (H) W, 81-52, 12/20/00 (H) L, 56-81, 1/2/93 (A)
Chicago State	2-0	W, 101-52, 11/26/00 (N) W, 90-31, 12/12/93 (H)
Charlotte	2-0	W, 61-55, 11/27/10 (A) W, 90-31, 12/12/93 (N)
Cincinnati	2-0	W, 77-61, 12/4/04 (A) W, 55-43, 12/29/03 (H)
Clemson	11-0	W, 65-37, 2/2/17 (H) W, 72-43, 1/21/16 (A) W, 89-60, 2/8/15 (H) W, 78-51, 2/6/14 (A) W, 60-46, 1/24/13 (V) W, 82-45, 1/10/13 (H) W, 81-37, 1/27/12 (A) W, 92-37, 1/23/11 (H) W, 67-41, 1/7/10 (A) W, 77-53, 2/13/09 (H) W, 83-54, 2/13/08 (A)
Columbia	2-0	W, 85-52, 12/1/95 (H) W, 60-42, 1/7/94 (A)
Connecticut	1-10	L, 52-83, 12/29/14 (A) L, 61-83, 12/17/13 (H) L, 49-79, 1/21/13 (A) L, 45-61, 1/30/12 (H) L, 45-70, 3/29/11 (N) L, 51-87, 1/31/11 (A) L, 48-81, 1/18/10 (H) L, 48-74, 11/25/07 (N) W, 67-51, 12/29/04 ((A)) L, 70-98, 2/16/98 (A) L, 75-105, 3/16/95 (A)
CSU Bakersfield	1-0	W, 97-63, 12/21/12 (N)
Dartmouth	3-0	W, 71-55, 12/12/94 (H) W, 60-56, 1/31/94 (A) W, 60-59 OT, 1/26/93 (H)
Davidson	1-0	W, 74-68, 11/22/03 (H)
Dayton	0-1	L, 57-61, 12/17/00 (A)
Delaware	16-2	W, 69-58, 3/18/07 (H) W, 74-66, 3/10/00 (N) L, 79-84 OT, 1/27/00 (H) W, 73-58, 1/4/00 (A) W, 77-66, 2/18/99 (A) W, 81-51, 1/22/99 (H) W, 98-73, 2/8/98 (H) W, 78-66, 1/10/98 (A) W, 102-54, 2/13/97 (H) W, 89-47, 1/18/97 (A) W, 90-48, 2/9/96 (H) W, 78-61, 1/2/96 (A) W, 74-67, 2/24/95 (A) W, 95-63, 1/15/95 (H) W, 82-53, 2/25/94 (H) W, 53-51, 1/16/94 (A) W, 58-53, 2/26/93 (A) L, 53-56, 1/17/93 (H)
Denver	1-0	W, 57-37, 11/11/07 (A)
DePaul	2-1	L, 65-74, 3/23/14 (H) W, 70-63, 3/27/11 (N) W, 87-76, 3/14/02 (H)
Detroit	6-0	W, 77-52, 12/7/05 (H) W, 73-64, 12/11/04 (A) W, 64-41, 1/12/04 (H) W, 72-49, 1/12/03 (H) W, 62-61, 11/28/01 (A) W, 76-63, 11/30/00 (H)
Drexel	17-2	W, 92-64, 2/20/00 (H) W, 67-55, 1/21/00 (A)
Duke	0-1	L, 61-86, 3/26/06 (N)
East Carolina	1-0	W, 92-70, 12/27/97 (N)
Eastern Illinois	1-0	W, 85-45, 12/9/04 (H)
Eastern Michigan	1-1	W, 79-62, 11/28/03 (H) L, 59-66, 12/3/00 (N)
Elon	1-0	W, 68-61, 12/8/16 (H)
Florida International	0-1	L, 56-69, 11/24/01 (A)
Florida State	10-4	L, 45-69, 1/8/17 (A) L, 53-69, 2/11/16 (H) L, 58-74, 1/11/15 (H) W, 85-77 OT, 1/23/14 (A) W, 72-66, 3/9/13 (N) W, 61-50, 2/22/13 (H) W, 67-57, 2/12/12 (A) W, 73-66, 1/13/12 (H) W, 87-70, 1/14/11 (A) W, 73-43, 1/29/10 (H) W, 75-57, 3/7/09 (N) L, 75-82, 1/29/09 (A) W, 81-67, 3/7/08 (N) W, 70-38, 1/11/08 (H)
Fresno State	1-0	W, 82-68, 11/23/02 (H)
Gardner-Webb	1-0	W, 97-31, 11/25/11 (N)
George Washington	0-2	L, 65-68, 11/22/96 (A) L, 67-83, 3/15/96 (A)
Georgia	1-2	L, 61-64, 12/17/02 (A) W, 70-49, 1/5/02 (H) L, 68-79 OT, 11/27/99 (H)
Georgia Southern	1-0	W, 69-42, 11/19/09 (H)
Georgia State	1-0	W, 49-36, 1/2/94 (H)
Georgia Tech	11-2	W, 75-68, 1/5/17 (A) L, 59-64, 2/21/16 (H) L, 62-71, 2/26/15 (A) W, 82-52, 3/7/14 (N) W, 64-47, 1/5/14 (A) W, 85-52, 12/6/12 (H) W, 79-62, 1/18/12 (A) W, 74-66, 3/5/11 (N) W, 69-32, 1/21/11 (H) W, 67-55, 3/6/10 (N) W, 64-50, 2/19/10 (A) W, 60-34, 1/25/09 (H) W, 73-47, 1/24/08 (A)
Gonzaga	1-0	W, 60-45, 11/26/05 (N)
Grand Canyon	1-0	W, 90-47, 11/17/16 (H)
Hampton	3-0	W, 94-31, 3/18/17 (H) W, 67-51, 3/24/13 (H) W, 72-37, 3/20/10 (H)
Hartford	15-4	L, 51-53, 11/21/08 (N) W, 58-45, 12/9/06 (N) W, 68-51, 2/3/00 (A) W, 76-67 OT, 1/8/00 (H) W, 79-56, 2/25/99 (H) W, 66-42, 1/19/99 (A) L, 67-74, 2/26/98 (A) W, 63-57, 1/13/98 (H)

COACH P VS. THE OPPONENTS

2017-18 WOMEN'S BASKETBALL MEDIA GUIDE

		L, 58-70, 1/30/97 (A)	L, 55-75, 1/24/02 (A)	W, 82-43, 1/31/13 (H)
		W, 92-57, 1/7/97 (H)	L, 47-50, 2/22/01 (A)	W, 74-64, 2/24/12 (H)
		W, 80-69, 3/5/96 (N)	L, 56-71, 2/1/01 (H)	W, 82-58, 2/3/11 (H)
		W, 75-62, 2/15/96 (A)	<u>Iowa State</u> 1-0 W, 86-48, 11/27/15 (N)	W, 69-72, 1/14/10 (A)
		W, 90-41, 1/30/96 (H)	James Madison 3-1 W, 75-58, 11/30/10 (A)	W, 73-58, 1/9/09 (H)
		W, 91-44, 2/16/95 (H)	W, 79-65, 12/18/09 (H)	W, 84-72, 1/5/08 (A)
		W, 97-52, 1/21/95 (A)	W, 85-62, 11/28/97 (H)	L, 70-92, 12/28/97 (A)
		W, 67-50, 2/17/94 (H)	L, 63-69, 11/24/96 (A)	<u>Miami (Ohio)</u> 0-1 L, 84-86, 11/24/02 (H)
		W, 70-66, 1/22/94 (A)	<u>Kansas</u> 1-0 W, 73-40, 11/30/13 (N)	Michigan 11-2 W, 71-54, 11/28/12 (A)
		L, 63-66, 2/18/93 (A)	Kent State 2-1 W, 55-48, 12/6/03 (A)	W, 60-45, 12/7/08 (H)
		W, 51-50, 1/23/93 (H)	W, 85-72, 12/3/02 (H)	W, 66-48, 1/18/07 (A)
Hofstra	14-1	L, 53-57, 11/22/06 (H)	L, 62-63, 1/3/94 (N)	W, 68-42, 2/23/06 (A)
		W, 75-60, 2/18/00 (H)	Kentucky 5-2 W, 69-54, 12/29/16 (H)	W, 77-44, 1/1/06 (H)
		W, 72-68 OT, 1/23/00 (A)	L, 61-71, 12/20/15 (A)	W, 77-34, 2/23/05 (H)
		W, 69-57, 3/4/99 (N)	W, 89-68, 12/21/14 (H)	W, 70-60, 1/2/05 (A)
		W, 78-57, 2/1/99 (H)	W, 69-61, 12/22/13 (A)	W, 59-54, 2/12/04 (A)
		W, 58-56, 1/11/99 (A)	L, 65-72, 12/8/11 (A)	W, 67-33, 1/18/04 (H)
		W, 91-83, 2/21/98 (H)	W, 54-48, 1/4/11 (H)	W, 82-55, 2/16/03 (A)
		W, 72-42, 1/24/98 (A)	W, 67-63, 3/20/06 (A)	W, 73-56, 1/30/03 (H)
		W, 84-51, 1/26/97 (H)	Liberty 2-0 W, 98-38, 11/11/16 (A)	L, 45-58, 1/2/02 (A)
		W, 65-61, 12/5/96 (A)	W, 79-41, 12/17/15 (H)	L, 49-58, 1/25/01 (H)
		W, 87-54, 2/2/96 (A)	<u>Long Beach State</u> 1-0 W, 83-46, 11/25/16 (A)	<u>Michigan State</u> 0-1 L, 49-63, 3/24/09 (N)
		W, 89-54, 1/12/96 (H)	<u>Long Island</u> 1-0 W, 55-33, 12/3/93 (H)	<u>Middle Tenn. State</u> 1-0 W, 92-78, 12/28/98 (N)
		W, 78-67, 3/5/95 (N)	<u>Longwood</u> 1-0 W, 105-48, 11/15/16 (H)	Minnesota 12-2 W, 84-64, 12/3/15 (H)
		W, 82-57, 2/2/95 (H)	Louisville 2-1 W, 58-55, 1/21/17 (H)	W, 77-68, 3/2/07 (N)
		W, 89-59, 1/9/95 (A)	L, 48-65, 1/10/16 (A)	W, 57-50, 2/25/07 (H)
Houston	3-0	W, 84-68, 12/28/07 (A)	W, 66-58, 2/2/15 (H)	W, 84-61, 2/9/06 (H)
		W, 68-55, 11/26/06 (A)	Louisiana State 1-3 W, 60-52, 3/22/10 (H)	L, 58-71, 1/15/06 (A)
		W, 76-53, 12/17/05 (H)	L, 50-65, 12/17/06 (H)	W, 55-49, 3/7/05 (N)
Houston Baptist	1-0	W, 104-35, 11/13/09 (A)	L, 52-72, 12/28/05 (A)	W, 79-48, 2/10/05 (A)
Idaho	1-0	W, 74-68, 11/26/15 (N)	L, 79-88, 3/15/97 (A)	W, 62-49, 1/16/05 (H)
Illinois	9-7	L, 46-56, 2/22/07 (A)	<u>Loyola (Ill.)</u> 1-0 W, 72-54, 12/18/94 (H)	W, 72-69, 1/25/04 (A)
		W, 80-70, 2/4/07 (H)	Maine 2-0 W, 75-34, 12/21/09 (A)	W, 74-71, 1/23/03 (H)
		W, 57-51, 2/5/06 (A)	W, 98-31, 11/16/08 (H)	W, 80-72, 2/24/02 (A)
		W, 72-61, 1/19/06 (H)	<u>Manhattan</u> 0-1 L, 47-52, 1/9/94 (A)	L, 69-70, 1/7/02 (H)
		W, 61-50 OT, 3/4/05 (N)	Marquette 4-0 W, 83-51, 11/23/14 (H)	W, 58-50, 2/25/01 (H)
		W, 68-59, 2/6/05 (H)	W, 78-61, 11/24/13 (A)	W, 66-65, 1/7/01 (A)
		W, 62-42, 1/19/05 (A)	W, 74-43, 11/27/09 (N)	Mississippi 0-2 L, 72-77 OT, 11/28/98 (H)
		W, 58-56, 1/29/04 (A)	W, 65-63, 12/2/01 (N)	L, 50-64, 12/6/92 (N)
		L, 65-75, 2/24/03 (H)	Marist 1-0 W, 71-66 3/21/11 (H)	<u>Missouri State</u> 1-1 W, 64-56, 3/22/15 (N)
		W, 70-57, 3/16/02 (A)	Maryland 10-9 L, 55-65, 3/28/15 (N)	L, 62-64, 12/5/99 (A)
		W, 62-57, 2/9/02 (H)	W, 84-63, 2/17/14 (H)	Monmouth 2-0 W, 73-32, 12/30/12 (H)
		L, 66-72, 1/13/02 (A)	W, 75-59, 2/24/13 (A)	W, 60-52, 11/23/01 (N)
		L, 50-52, 2/18/01 (A)	W, 71-56, 2/11/13 (H)	<u>Murray State</u> 1-0 W, 78-57, 3/23/08 (N)
		L, 59-72, 1/14/01 (H)	L, 61-63, 2/19/12 (A)	<u>Nebraska</u> 1-0 W, 53-45, 3/31/13 (N)
		L, 67-72, 3/3/00 (N)	W, 80-72, 1/22/12 (H)	New Hampshire 14-3 W, 70-60, 2/12/00 (H)
		L, 66-86, 1/30/00 (A)	L, 47-69, 2/17/11 (A)	W, 74-71, 1/15/00 (A)
Indiana	8-4	W, 64-56 OT, 1/4/07 (A)	W, 71-64, 1/6/11 (H)	W, 83-58, 2/14/99 (H)
		W, 74-49, 12/28/06 (H)	W, 66-64, 3/5/10 (N)	W, 71-57, 1/16/99 (A)
		W, 65-59, 1/29/06 (H)	W, 71-59, 2/21/10 (H)	L, 65-75, 2/1/98 (H)
		W, 52-40, 1/30/05 (A)	W, 58-57, 1/24/10 (A)	W, 75-61, 1/17/98 (A)
		W, 60-51 OT, 2/29/04 (A)	L, 89-92, 3/8/09 (N)	W, 81-70, 2/9/97 (H)
		W, 59-41, 1/2/04 (H)	L, 59-77, 2/22/09 (A)	W, 101-90, 1/11/97 (A)
		W, 64-53, 1/26/03 (A)	W, 68-65, 1/12/09 (H)	W, 71-56, 1/28/96 (A)
		W, 70-44, 1/16/03 (H)	W, 74-63, 3/8/08 (N)	W, 80-64, 1/20/96 (H)
		L, 55-67, 2/3/02 (A)	L, 69-76, 2/17/08 (H)	W, 92-77, 3/1/95 (A)
		L, 47-50, 12/30/01 (H)	L, 70-85, 1/14/08 (A)	W, 78-49, 2/4/95 (H)
		L, 50-52, 2/11/01 (H)	L, 57-97, 1/6/07 (A)	W, 72-64, 3/2/94 (H)
		L, 54-71, 12/31/00 (A)	L, 61-75, 11/25/05 (N)	W, 64-60, 2/5/94 (A)
Indiana State	1-0	W, 85-66, 11/24/06 (H)	Massachusetts 3-1 W, 70-46, 12/14/15 (H)	W, 59-55, 3/6/93 (N)
Iona	1-0	W, 100-31, 11/18/12 (H)	L, 56-64, 12/2/98 (A)	L, 38-58, 3/1/93 (A)
Iowa	9-6	W, 71-47, 12/4/08 (H)	W, 82-68, 12/4/97 (H)	L, 63-68, 2/7/93 (H)
		W, 67-57, 1/21/07 (H)	W, 70-56, 11/15/95 (H)	North Carolina 16-10 W, 95-71, 2/26/17 (A)
		W, 83-63, 1/14/07 (A)	<u>MD-Eastern Shore</u> 1-0 W, 79-44, 2/24/93 (H)	W, 70-58, 1/12/17 (H)
		W, 79-58, 3/3/06 (N)	Memphis 0-1 L, 56-59, 11/30/02 (A)	W, 93-57, 2/28/16 (A)
		W, 73-71, 2/16/06 (H)	Mercer 2-0 W, 81-62, 11/29/02 (N)	W, 71-55, 1/24/16 (H)
		L, 64-75, 1/9/06 (A)	W, 71-59, 11/25/94 (H)	W, 81-80, 3/1/15 (H)
		W, 67-50, 2/17/05 (A)	Miami (Fla.) 10-3 W, 57-52, 3/4/17 (N)	W, 74-67 OT, 1/25/15 (A)
		W, 68-56, 1/9/05 (H)	W, 83-70, 2/19/17 (H)	W, 66-61, 3/8/14 (N)
		W, 81-54, 3/5/04 (N)	L, 53-61, 2/07/16 (A)	L, 60-64, 3/2/14 (A)
		L, 67-78, 2/1/04 (H)	W, 68-53, 1/18/15 (H)	L, 78-89, 2/10/14 (H)
		W, 68-58, 2/27/03 (A)	W, 76-75, 1/30/14 (A)	W, 92-73, 3/10/13 (N)
		L, 59-69, 2/20/02 (H)	L, 65-69, 2/28/13 (A)	W, 65-58, 3/3/13 (H)

COACH P VS. THE OPPONENTS

2017-18 WOMEN'S BASKETBALL MEDIA GUIDE

		W, 84-63, 2/3/13 (A)		L, 54-83, 3/04/16 (N)		W, 92-43, 12/4/11 (H)
		W, 69-63, 2/26/12 (A)		L, 61-68, 2/01/16 (H)		W, 93-55, 11/24/10 (A)
		W, 96-56, 2/6/12, (H)		L, 49-55, 3/7/15 (N)		W, 51-49, 12/8/07 (N)
		W, 81-66, 3-6-11 (N)		L, 50-63, 2/16/15 (A)	<u>Presbyterian</u>	1-0 W, 84-45, 11/17/12 (H)
		W, 66-58, 2/27/11 (H)		L, 53-69, 3/9/14 (N)	Providence	4-0 W, 88-63, 1/3/10 (H)
		L, 60-62, 2/7/11 (A)		L, 70-81, 2/23/14 (A)		W, 66-49, 12/31/08 (A)
		L, 54-64, 2/28/10 (A)		L, 67-88, 2/2/14 (H)		W, 73-54, 12/20/02 (A)
		W, 79-51, 2/8/10 (H)		L, 76-87, 4/2/13 (N)		W, 64-47, 12/21/01 (H)
		W, 81-79, 3/1/09 (H)		L, 54-56, 11/26/11 (N)	<u>Purdue</u>	6-8 W, 99-78, 12/5/13 (H)
		L, 60-75, 2/9/09 (A)		W, 82-73 OT, 12/2/04 (A)		W, 64-53, 12/1/11 (H)
		L, 73-86, 3/9/08 (N)		W, 92-63, 11/26/03 (H)		W, 53-41, 11/22/07 (N)
		L, 51, 82, 3/2/08 (A)	<u>Oakland</u>	2-0 W, 88-77, 12/5/02 (A)		L, 61-64, 3/4/07 (N)
		L, 76-93, 2/4/08 (H)		W, 55-53, 12/5/01 (H)		W, 54-52, 2/11/07 (A)
		L, 57-62, 3/18/00 (N)	<u>Ohio</u>	1-0 W, 82-61, 12/5/98 (N)		L, 60-70, 1/11/07 (H)
		L, 52-68, 12/28/96 (N)	<u>Ohio State</u>	7-10 W, 83-67, 12/3/09 (H)		L, 53-73, 1/26/06 (A)
<u>UNC Charlotte</u>	2-0	W, 57-44, 11/23/09 (H)		W, 62-59, 2/18/07 (A)		W, 71-58, 1/26/05 (H)
		W, 72-55, 11/24/95 (N)		L, 64-68, 3/5/06 (N)		L, 56-59, 2/22/04 (A)
<u>UNC Greensboro</u>	1-0	W, 84-39, 11/18/07 (H)		L, 38-69, 2/20/06 (A)		L, 67-77, 1/8/04 (H)
<u>UNC Wilmington</u>	2-0	W, 78-56, 12/31/15 (H)		L, 65-67, 1/22/06 (H)		L, 60-65, 2/20/03 (A)
		W, 107-45, 12/20/11 (H)		W, 66-64, 2/20/05 (H)		W, 67-62, 1/6/03 (H)
<u>Nebraska</u>	0-1	L, 54-60, 12/3/14 (A)		L, 54-68, 1/6/05 (A)		L, 82-66, 2/1/02 (H)
<u>N.C. A&T</u>	1-0	W, 87-36, 1/2/15 (H)		L, 53-72, 2/15/04 (H)		L, 34-57, 1/18/01 (A)
<u>N.C. Central</u>	2-0	W, 117-28, 12/28/09 (H)		W, 55-47, 1/15/04 (A)	<u>Quinnipiac</u>	1-0 W, 78-50, 12/28/08 (H)
		W, 82-29, 1/3/08 (H)		L, 55-71, 3/7/03 (N)	Rhode Island	5-1 W, 67-40, 11/29/06 (H)
<u>N.C. State</u>	8-6,	L, 52-55, 1/15/17 (A)		W, 65-64, 2/13/03 (H)		W, 52-48, 12/19/99 (A)
		L, 62-65, 1/14/16 (H)		L, 65-70, 1/9/03 (A)		W, 76-53, 12/11/98 (H)
		L, 59-72, 2/22/15 (A)		L, 82-89 OT, 2/28/02 (N)		W, 91-55, 12/21/97 (A)
		W, 83-70, 2/20/14 (H)		W, 64-49, 1/17/02 (A)		W, 78-56, 12/22/96 (H)
		W, 79-65, 3/8/13 (N)		L, 48-52, 3/1/01 (N)		L, 51-62, 12/12/92 (H)
		W, 67-57, 1/3/13 (A)		W, 62-60, 1/4/01 (H)	<u>Rice</u>	1-0 W, 70-51, 1/11/00 (H)
		L, 73-75, 3/2/12 (N)		L, 64-93, 11/17/95 (A)	Rutgers	3-3 W, 68-32, 12/1/16 (A)
		W, 83-59, 1/8/12 (H)	<u>UMASS Lowell</u>	1-0 W, 95-48, 12/19/14 (H)		W, 49-44, 12/6/07 (H)
		W, 65-64, 1/23/11 (A)	<u>Oklahoma</u>	3-0 W, 92-72, 12/17/14 (H)		L, 57-70, 3/20/07 (N)
		W, 70-60, 3/7/10 (N)		W, 94-85, 12/8/13 (A)		L, 63-57, 1/28/07 (A)
		W, 70-39, 2/11/10 (H)		W, 80-60, 12/21/05 (A)		W, 73-71, 1/7/06 (H)
		W, 61-58, 1/19/09 (A)	<u>Oklahoma State</u>	4-2 W, 68-59, 3/26/13 (H)		L, 43-71, 12/27/92 (A)
		L, 64-89, 3/13/98 (A)		W, 73-45, 12/12/10 (A)	<u>Samford</u>	2-0 W, 82-47, 3/18/12 (N)
		L, 75-80, 12/28/94 (N)		W, 77-68, 11/14/08 (H)		W, 63-35, 12/8/00 (A)
<u>Northeastern</u>	14-6	W, 55-53, 2/26/00 (A)		L, 60-62, 12/2/03 (A)	<u>San Diego State</u>	1-0 W, 66-58, 3/27/10 (N)
		L, 45-55, 12/8/99 (H)		W, 91-39, 12/29/02 (H)	<u>San Francisco</u>	1-0 W, 66-55, 12/29/94 (N)
		L, 55-57, 3/6/99 (N)		L, 64-75, 11/30/96 (H)	<u>Santa Clara</u>	2-0 W, 81-59, 11/04/04 (N)
		L, 68-74, 2/4/99 (A)	<u>Old Dominion</u>	3-1 W, 92-64, 11/22/16 (H)		W, 73-69, 12/27/95 (N)
		W, 71-55, 11/20/98 (H)		W, 82-66, 11/20/14 (A)	<u>Siena</u>	1-0 W, 86-41, 12/20/08 (N)
		W, 77-70, 3/6/98 (N)		W, 87-63, 1/2/14 (H)	<u>Southern</u>	1-0 W, 93-52, 11/22/08 (N)
		W, 70-56, 2/14/98 (A)		L, 62-72, 3/14/99 (N)	<u>Southern California</u>	4-0 W, 75-60, 12/22/12 (A)
		W, 81-54, 11/23/97 (H)				W, 75-50, 11/15/10 (H)
		W, 88-36, 2/23/97 (A)	<u>Oregon</u>	0-2 L, 65-74, 3/20/17 (H)		W, 78-72, 12/6/09 (H)
		W, 72-48, 1/2/97 (H)		L, 54-65, 3/23/02 (A)		W, 97-89, 12/19/08 (A)
		W, 69-49, 2/24/96 (H)	<u>Penn</u>	2-0 W, 68-55, 11/13/16 (H)	<u>South Carolina</u>	1-2 W, 74-63, 12/4/16 (H)
		W, 81-49, 12/9/95 (A)		W, 57-50 11/13/15 (A)		L, 55-66, 12/16/15 (A)
		W, 70-59, 3/11/95 (N)				L, 50-51, 12/7/14(H)
		W, 79-65, 2/9/95 (H)	<u>Penn State</u>	4-11 L, 84-86, 12/2/07 (A)	<u>South Florida</u>	3-0 W, 89-52, 11/15/07 (N)
		W, 75-71, 1/28/95 (A)		W, 76-49, 2/1/07 (H)		W, 79-71, 12/3/06 (H)
		W, 58-56, 2/10/94 (A)		L, 58-69, 1/25/07 (A)		W, 81-66, 12/10/05 (A)
		L, 57-63 OT, 1/29/94 (H)		W, 75-53, 1/5/06 (H)	<u>St. Bonaventure</u>	3-0 W, 94-67, 11/27/98 (H)
		W, 44-43, 3/12/93 (N)		W, 83-76, 2/6/05 (H)		W, 73-62, 1/2/95 (H)
		L, 51-57, 2/11/93 (H)		L, 56-73, 1/23/05 (A)		W, 60-52, 12/29/93 (A)
		L, 43-45, 1/30/93 (A)		L, 54-58, 3/7/04 (N)	<u>St. Francis (Pa.)</u>	1-0 W, 71-62, 11/26/99 (H)
<u>Northern Illinois</u>	0-1	L, 56-63, 11/26/94 (H)		L, 51-63, 2/26/04 (H)	<u>St. John's</u>	2-0 W, 60-42, 12/9/12 (N)
<u>Northwestern</u>	10-1	W, 68-63, 2/15/07 (H)		L, 62-64, 1/4/04 (A)		W, 74-47, 3/24/12 (N)
		W, 55-48, 2/8/07 (A)		L, 60-64, 2/9/03 (H)	<u>St. Peter's</u>	0-1 L, 55-65, 12/9/92 (A)
		W, 79-59, 2/2/06 (A)		L, 70-75, 1/19/03 (A)	<u>Stanford</u>	3-2 L, 69-81, 3/26/12 (N)
		W, 101-40, 2/3/05 (H)		L, 59-62 OT, 2/14/02 (A)		L, 55-71, 12/15/09 (A)
		W, 70-46, 2/8/04 (H)		W, 66-62, 1/20/02 (H)		W, 56-52, 12/16/08
		W, 67-57 OT, 1/22/04 (A)		L, 58-64, 2/8/01 (H)		W, 76-69, 3/29/05 (N)
		W, 75-43, 3/2/03 (H)		L, 49-97, 1/28/01 (A)		W, 60-58, 3/12/99 (N)
		L, 46-52, 1/2/03 (A)	<u>Pepperdine</u>	3-0 W, 99-65, 11/27/16 (A)	<u>Stony Brook</u>	1-0 W, 72-42, 11/28/14 (H)
		W, 75-58, 1/27/02 (H)		W, 82-64, 12/4/05 (H)	<u>Syracuse</u>	4-1 W, 68-46, 3/3/17 (N)
		W, 77-68, 2/15/01 (A)		W, 71-55, 12/17/03 (A)		W, 72-55, 2/10/17 (H)
		W, 66-50, 12/16/99 (H)	<u>Pittsburgh</u>	7-0 W, 62-48, 2/12/17 (H)		L, 50-86, 1/03/16 (A)
<u>Northwestern State</u>	0-1	L, 54-77, 12/4/93 (H)		W, 70-48, 1/28/16 (A)		W, 74-72, 1/8/15 (H)
<u>Notre Dame</u>	2-11	L, 61-84, 3/5/17 (N)		W, 62-45, 1/29/15 (H)		W, 86-53, 1/9/14 (A)
		L, 58-62, 1/26/17 (A)		W, 111-67, 1/26/14 (H)	<u>TCU</u>	1-2 L, 75-80, 11/28/04 (N)

COACH P VS. THE OPPONENTS

2017-18 WOMEN'S BASKETBALL MEDIA GUIDE

Temple	6-0	L, 47-50, 3/23/03 (N) W, 96-47, 1/1/95 (H) W, 65-54, 12/30/11 (A) W, 71-64, 12-30-10 (H) W, 70-62, 12/31/09 (A) W, 87-52, 1/5/09 (H) W, 64-53, 11/23/07 (N) W, 78-40, 11/23/03 (H)	Villanova	2-0	W, 52-40, 1/20/94 (H) L, 45-62, 3/13/93 (A) L, 67-68, 2/20/93 (H) L, 63-94, 1/21/93 (A) W, 68-50, 12/21/16 (H) W, 70-62, 12/2/95 (H)	Xavier	2-0	W, 84-60, 2/13/05 (A) W, 72-47, 1/13/05 (H) W, 58-43, 2/5/04 (H) W, 58-43, 2/6/03 (A) L, 78-86, 1/10/02 (H) W, 58-57, 1/30/02 (A) L, 56-72, 1/11/01 (H) L, 49-69, 2/4/01 (A) L, 80-97, 11/29/97 (H) W, 82-59, 11/25/12 (A) W, 46-45 12/21/10 (H)
Tennessee	2-2	W, 62-54, 2/16/09 (A) L, 64-67, 1/28/08 (H) L, 55-83, 11/24/05 (N) W, 68-64, 4/3/05 (N)	Virginia	12-0	W, 70-51, 2/5/16 (A) W, 57-53, 3/03/16 (N) W, 67-52, 2/04/16, (H) W, 71-45, 2/12/15 (A) W, 90-55, 1/16/14 (H) W, 62-41, 2/8/13 (A) W, 77-66, 1/2/12 (H) W, 71-48, 2-24-11 (A) W, 83-65, 2/26/10 (H) W, 76-53, 3/6/09 (N) W, 81-67, 2/5/09 (H) W, 78-70, 2/24/08 (H)			
Texas	0-1	L, 61-80, 3/23/04 (A)	Virginia Tech	16-1	W, 84-59, 1/19/17 (H) W, 66-62, 2/18/16 (A) W, 65-40, 1/15/15 (H) W, 74-70, 1/19/14 (A) W, 77-33, 2/14/13 (A) W, 58-26, 1/16/13 (H) W, 67-45, 2/15/12 (H) W, 61-34, 1/15/11 (A) W, 90-40, 2/20/11 (H) W, 57-43, 1/16/11 (A) W, 65-53, 2/14/10 (A) W, 65-53, 1/21/10 (H) W, 62-46, 2/19/09 (H) W, 57-52, 1/16/08 (A) W, 72-60, 2/22/08 (A) W, 85-50, 2/1/08 (H) L, 36-50, 11/25/00 (N)			
Texas A&M	1-4	L, 66-72, 11/18/15 (H) L, 59-63, 11-30-14 (A) W, 61-58, 12/6/10 ((H) L, 77-95, 11/15/09 (A) L, 63-77, 3/30/08 (N)	Wake Forest	16 -2	W, 79-53, 2/16/17 (A) W, 71-43, 1/29/17 (H) L, 58-64, 2/14/16, (A) W, 95-68, 1/07/16 (H) W, 77-68, 3/6/15 (N) W, 70-53, 2/5/15 (A) W, 70-63, 1/4/15 (H) W, 71-56, 2/27/14 (H) W, 81-70, 2/17/13 (H) W, 73-44, 1/13/13 (A) W, 75-42, 2/2/11 (H) W, 76-58, 1/6/12, (A) W, 79-50, 3/4/11 (N) W, 82-39, 2/11/11 (A) W, 65-51, 1/10/10 (H) W, 83-50, 2/25/09 (A) W, 71-36, 2/10/08 (H) L, 62-69, 12/29/96 (N)			
Texas A&M-CC	1-0	W, 62-56, 12/19/04 (H)	Winthrop	2-0	W, 78-50, 11/15/15 (H) W, 87-45, 3/22/14 (H)			
Texas State	1-0	W, 85-34, 11/28/15 (N)	Washington	0-1	L, 59-73, 12/28/95 (A)			
Toledo	1-1	W, 72-49, 12/13/03 (A) L, 55-58, 11/26/02 (H)	Western Carolina	2-0	W, 84-47, 12/29/15 (H) W, 84-61, 11/20/05 (H)			
Towson	11-0	W, 51-45, 1/29/00 (H) W, 74-62, 1/2/00 (A) W, 93-64, 2/20/99 (A) W, 72-48, 1/24/99 (H) W, 84-52, 2/6/98 (H) W, 72-52, 1/8/98 (A) W, 99-57, 3/2/97 (N) W, 86-55, 2/15/97 (H) W, 110-72, 1/16/97 (A) W, 80-48, 2/11/96 (H) W, 81-67, 1/4/96 (A)	Western Kentucky	5-3	W, 80-54, 11/20/11 (A) W, 82-55 11/21/10, (H) W, 70-47, 11/26/09 (N) W, 59-56, 11/28/08 (A) L, 66-73, 12/14/96 (A) W, 76-64, 01/29/98 (H) L, 57-78, 12/04/98 (N) L, 61-68, 12/29/99 (N)			
Tulane	0-1	L, 76-85, 12/29/98 (A)	Wis.-Green Bay	2-0	W, 74-60, 12/05/00 (H) W, 68-53, 12/15/01 (A)			
UC Santa Barbara	2-0	W, 69-45, 12/20/06 (A) W, 86-55, 11/18/05 (H)	Wis.-Milwaukee	1-0	W, 65-46, 3/18/06 (A)			
UCLA	2-0	W, 47-43, 12/19/03 (H) W, 67-63, 11/17/01 (H)	Wisconsin	9-4	W, 59-51, 12/2/10 (A) W, 53-47, 2/12/06 (H) W, 69-63, 1/12/06 (A) W, 56-46, 12/31/06 (H)			
USC	2-1	W, 61-59, 3/21/05 (N) W, 75-50, 11/15/10 (H) L, 60-66, 12/4/95 (H)						
USC Upstate	2-0	W, 123-40, 11/14/13 (H) W, 93-35, 12/11/11 (H)						
UT Arlington	1-0	W, 65-49, 11/19/06 (H)						
UT Martin	1-0	W, 90-45, 3/19/11 (H)						
Utah	1-0	W, 56-54, 11/26/04 (N)						
Utah Valley	1-0	W, 95-61, 12/18/07 (H)						
Valparaiso	1-1	W, 90-45, 11/23/12 (H) L, 72-73, 1/3/93 (N)						
Vanderbilt	3-2	L, 73-77, 11/20/16 (A) W, 88-69, 11/21/13 (H) W, 96-80, 3/20/12 (A) L, 55-68, 11/28/07 (A) W, 76-64, 3/27/05 (N)						
Vermont	15-8	W, 85-57, 12/21/04 (H) L, 50-77, 3/11/00 (A) L, 53-63, 3/2/00 (H) L, 55-62, 2/5/00 (A) W, 66-61, 3/5/99 (A) W, 80-59, 2/10/99 (H) W, 62-58, 1/27/99 (A) W, 81-80, 3/7/98 (N) L, 68-73, 2/4/98 (H) W, 86-78, 12/14/97 (A) W, 92-70, 3/8/97 (H) W, 84-70, 2/1/97 (A) W, 77-54, 1/21/97 (H) W, 88-55, 3/9/96 (N) W, 87-66, 2/18/96 (H) W, 86-67, 1/16/96 (A) W, 69-62, 2/18/95 (H) L, 73-80, 1/19/95 (A) W, 69-57, 2/19/94 (A)						

America East Conference

Opponent	GP	W	L
Albany	3	3	0
Hartford	19	15	4
Maine	2	2	0
New Hampshire	17	14	3
Stony Brook	1	1	0
UMASS Lowell	1	1	0
Vermont	23	15	8
Total	66	51	15

American Athletic Conference

Opponent	GP	W	L
Cincinnati	2	2	0
Connecticut	11	1	10
East Carolina	1	1	0
Houston	3	3	0
Memphis	1	0	1
South Florida	3	3	0
Temple	6	6	0
Tulane	1	0	1
Total	28	16	12

Atlantic Coast Conference

Opponent	GP	W	L
Boston College	17	11	6
Clemson	11	11	0
Duke	1	0	1
Florida State	14	10	4
Georgia Tech	13	11	2
Louisville	3	2	1
Miami (Fla)	13	10	3
North Carolina	26	16	10
N.C. State	14	8	6
Notre Dame	13	2	11
Pittsburgh	7	7	0
Syracuse	5	4	1
Virginia	12	12	0
Virginia Tech	17	16	1
Wake Forest	18	16	2
Total	184	136	48

Atlantic Sun Conference

Opponent	GP	W	L
USC Upstate	2	2	0
Total	2	2	0

Atlantic 10 Conference

Opponent	GP	W	L
Davidson	1	1	0
Dayton	1	0	1
G. Washington	2	0	2
Massachusetts	4	3	1
Rhode Island	6	5	1
St. Bonaventure	3	3	0
Total	17	12	5

Big East Conference

Opponent	GP	W	L
DePaul	3	2	1
Marquette	4	4	0
Providence	4	4	0
Saint John's	2	2	0
Villanova	2	2	0
Xavier	3	3	0
Total	18	17	1

Big South Conference

Opponent	GP	W	L
Gardner-Webb	1	1	0
Liberty	1	1	0
Total	2	2	0

Big Ten Conference

Opponent	GP	W	L
Illinois	16	9	7
Indiana	12	8	4
Iowa	15	9	6
Maryland	19	10	9
Michigan	13	11	2
Michigan State	1	0	1
Minnesota	14	12	2
Nebraska	1	0	1
Northwestern	11	10	1
Ohio State	17	7	10
Penn State	15	4	11
Purdue	14	6	8
Rutgers	6	3	3
Wisconsin	13	9	4
Total	167	98	69

Big 12 Conference

Opponent	GP	W	L
Baylor	2	0	2
Iowa State	1	1	0
Kansas	1	1	0
Oklahoma	3	3	0
Oklahoma State	6	4	2
TCU	3	1	2
Texas	1	0	1
Total	17	10	7

Big West Conference

Opponent	GP	W	L
CSU Northridge	1	1	0
Long Beach State	1	1	0
UCSB	2	2	0
Total	4	4	0

Big South Conference

Opponent	GP	W	L
Liberty	1	1	0
Longwood	1	1	0
Winthrop	2	2	0
Total	4	4	0

Colonial Conference

Opponent	GP	W	L
Delaware	18	16	2
Drexel	19	17	2
Elon	1	1	0
Hofstra	15	14	1
James Madison	4	3	1
Northeastern	20	14	6
Towson	11	11	0
UNC Wilmington	2	2	0
Total	90	78	12

Conference USA

Opponent	GP	W	L
UNC Charlotte	2	2	0
Florida Int'l	1	0	1
Middle Tenn. St.	1	1	0
Old Dominion	4	3	1
Rice	1	1	0
Western Ky.	8	5	3
Total	17	12	5

Horizon League

Opponent	GP	W	L
Detroit	6	6	0
Oakland	2	2	0
Valparaiso	2	1	1
Wis.-Green Bay	2	2	0
Wis.-Milwaukee	1	1	0
Total	13	12	1

Ivy League

Opponent	GP	W	L
Brown	1	1	0
Columbia	2	2	0
Dartmouth	3	3	0
Penn	2	2	0
Total	8	8	0

Metro Atlantic Conference

Opponent	GP	W	L
Manhattan	1	0	1
Marist	1	1	0
Monmouth	2	2	0
Quinnipiac	1	1	0
Siena	1	1	0
St. Peter's	1	0	1
Total	7	5	2

Mid-American Conference

Opponent	GP	W	L
Buffalo	4	3	1
Central Michigan	4	3	1
Eastern Michigan	2	1	1
Kent State	3	2	1
Miami (Ohio)	1	0	1
Northern Illinois	1	0	1
Ohio	1	1	0
Toledo	2	1	1
Total	18	11	7

Mid-Eastern Conference

Opponent	GP	W	L
Hampton	3	3	0
MD-East. Shore	1	1	0
N.C. A&T	1	1	0
N.C. Central	2	2	0
Total	7	7	0

Missouri Valley Conference

Opponent	GP	W	L
Indiana State	1	1	0
Loyola (Ill.)	1	1	0
Missouri State	1	0	1
Total	3	2	1

Mountain West Conference

Opponent	GP	W	L
Boise State	1	0	1
Fresno State	1	1	0
San Diego State	1	1	0
Total	3	2	1

Northeast Conference

Opponent	GP	W	L
Central Conn. St.	3	3	0
Long Island	1	1	0
St. Francis (Pa.)	1	1	0
Total	5	5	0

Ohio Valley Conference

Opponent	GP	W	L
Austin Peay	1	1	0
Eastern Illinois	1	1	0
Murray State	1	1	0
UT Martin	1	1	0
Total	4	4	0

Pacific-12 Conference

Opponent	GP	W	L
Arizona	1	1	0
Arizona State	1	1	0
California	2	2	0
Oregon	2	0	2
USC	3	2	1
Stanford	5	3	2
UCLA	2	2	0
Utah	1	1	0
Washington	1	0	1
Total	18	12	6

Patriot Conference

Opponent	GP	W	L
Army	1	1	0
Boston U.	18	14	4
Bucknell	2	2	0
Total	8	8	0

Southeastern Conference

Opponent	GP	W	L
Alabama	6	4	2
Auburn	2	2	0
Georgia	3	1	2
Kentucky	7	5	2
LSU	4	1	3
Mississippi	2	0	2
Mississippi State	1	1	0
South Carolina	3	1	2
Tennessee	4	2	2
Texas A&M	5	1	4
Vanderbilt	5	3	2
Total	42	21	21

Southern Conference

Opponent	GP	W	L
Georgia So.	1	1	0
Mercer	2	2	0
UNCG	1	1	0
Samford	2	2	0
West. Carolina	2	1	1
Total	8	7	1

Southland Conference

Opponent	GP	W	L
Houston Baptist	1	1	0
Northwest. St.	1	0	1
Texas A&M-CC	1	1	0
Total	3	2	1

Southwestern Conference

Opponent	GP	W	L
Alcorn St.	1	1	0
Southern	1	1	0
Total	2	2	0

Summit Conference

Opponent	GP	W	L
Denver	1	1	0
Total	1	1	0

Sun Belt Conference

Opponent	GP	W	L
Arkansas State	2	2	0
Georgia State	1	1	0
UT Arlington	1	1	0
Texas State	1	1	0
Total	5	5	0

West Coast Conference

Opponent	GP	W	L
Brigham Young	2	2	0
Gonzaga	1	1	0
Pepperdine	3	3	0
San Francisco	1	1	0
Santa Clara	2	2	0
Total	9	9	0

Western Athletic Conference

Opponent	GP	W	L
Chicago State	2	2	0
Grand Canyon	1	1	0
Idaho	1	1	0
Utah Valley	1	1	0
Total	5	5	0



Hernando Planells

Associate Head Coach

6th Season at Duke (Second as Assoc. Head Coach)

Regis University

Hernando Planells enters his sixth season on the women's basketball staff and the second as an associate head coach for the Blue Devils.

Planells was promoted from director of relations to assistant coach over the summer of 2013 and then was elevated to associate head coach in the summer of 2016.

He coaches the post players and serves as one of two recruiting coordinators with Haynes.

Since joining the coaching staff, Planells has made an immediate impact, landing the No. 1 class in 2015 with the signing of Angela Salvadores, Kyra Lambert, Crystal Primm, Haley Gorecki and Faith Suggs. He also helped land the No. 2 overall recruiting class in the nation in 2014 with the addition of McDonald's All-America selection Lyneé Belton, along with Erin Mathias and Azurá Stevens.

Planells has one of the most diverse backgrounds in basketball in both coaching and player development. He has coached at every level, including a stint with the Maine Red Claws from 2010-11 of the NBA Development League. As an assistant coach, he was in charge of player development, scouting and did on-court coaching. He helped develop Boston Celtics No. 1 draft pick Avery Bradley and NBA D-League Rookie of the Year DeShawn Sims. Planells has also spoken at coaching clinics and conducts player development camps all over the United States and in countries such as Japan, Philippines, Australia, Switzerland and Taiwan. In 2011, he founded ELITE athlete training, which specialized in personal training and consulting services for athletes. Through his work with ELITE, he trained and assisted over 100 athletes reach their goal of gaining a college scholarship or playing professionally.

From 2005-10, Planells served as a scout for Marty Blake, who is the Director of Scouting for the NBA. In his role as a scout, Planells put together scouting reports evaluating NBA prospects which were circulated to every NBA general manager and player personnel director.

In 2008, Planells returned to the United States after serving as head coach of the Ryukyu Golden Kings, an expansion team that is a part of the BJ League (Basketball Japan). For the 2006-07 season, he served as the head basketball coach for The Hollywood Fame, a team that participated in the American Basketball Association (ABA).

In 2005, Planells was named the first head coach of the Wyoming Golden Eagles out of the All-American Professional Basketball League. At that time, the 28-year-old was the youngest professional basketball coach in the country.

From 2003-05, Planells served as the assistant coach in charge of offense for Citrus College, one of the top community colleges in the state of California. Other coaching stops include a stint as the head varsity coach at Los Angeles High School (1998-2000), Immaculate Heart High School (1996-97) in Tucson, Ariz., and as an assistant at Monrovia High School (1995-96).

His work on the court led him to the "big screen" where he choreographed and consulted on the basketball scenes and training the actors in movies such as "Coach Carter", "The Longest Yard", "Rebound", "Spider-Man 3", "Semi-Pro" and others.

Planells' experience has also led him to work on commercials and print for EA Sports, WNBA, Target, Nissay Insurance (featuring Japanese Basketball superstar Yuta Tabuse) and Li Ning Shoes. He also trained the athletes of "Extreme

Dodgeball", the highest rated show on the Game Show Network and has appeared on SPIKE TV's smash hit SLAMBALL as the head coach for the Bouncers.

Planells is a graduate of Regis University. He has a son, Preston (17), and daughter, Gabrielle (14).

The Planells File

Birthdate

November 4, 1976

Place of Birth

Los Angeles, Calif.

High School

La Canada St. Francis

College

Regis University

Coaching Experience

Associate Head Coach - Duke University
(2016-Present)

Assistant Coach - Duke University
(2013-2016)

Assistant Coach - Maine Red Claws
(NBA D-League; 2010-11)

Head Coach - Ryukyu Golden Kings
(2007-08)

Head Coach - Hollywood Fame (ABA)
(2006-07)

Head Coach - Wyoming Golden Eagles (AAPBL)
(2005)

Associate Head Coach/Recruiting Coordinator -
Citrus College
(2003-05)

Head Coach - Slamball
(2001-03)



Rene Haynes

Assistant Coach

Fourth Season at Duke

Michigan State, '07

Rene Haynes enters her fourth season as assistant coach at Duke University, after being reunited with her former Michigan State head coach Joanne P. McCallie over the summer of 2014.

Haynes, who spent the previous two years as an assistant coach at Western Michigan, reunited with McCallie after playing for Coach P from 2003-07 with Michigan State. She coaches the guards and assists Hernando Planells on the recruiting trail.

In her first year with the Blue Devils, Haynes helped land the No. 1 rated recruiting class in the nation with the signing of Angela Salvadores, Kyra Lambert, Crystal Primm, Haley Gorecki and Faith Suggs. She helped add McDonald's All-America Leaonna Odom this past year.

At Western Michigan from 2012-14, Haynes assisted in recruiting, player development, equipment liaison and was the summer camps coordinator for the Broncos. She supported in all areas of recruiting, including unofficial and official visit scheduling and preparation. Haynes worked with the point guards, implementing individual and team workouts, to improve guard production.

In 2011-12, Haynes was a graduate assistant for Florida State University. There, her administration responsibilities consisted of coordinating and directing community relations and outreach projects, managing and organizing team managers and assisting in preparation for unofficial and official visits. Coaching responsibilities consisted of participating in on-campus recruiting, aiding in workout preparation and scouting reports and the director of day camp.

Prior to becoming a graduate assistant at Florida State, Haynes was an assistant women's basketball high school coach for Africentric Early College and head coach for Berwick Alternative Middle School in Columbus, Ohio. There she provided on-floor coaching and individual instruction.

After her collegiate career, Haynes played professionally overseas for Pro Build Lions in Amsterdam, Netherlands (2007-08). Her team was Netherlands Cup Champions, while averaging 18.0 points, 4.0 rebounds and 3.0 steals per game. In 2008-09, Haynes played for the Catz of Lappeenranta, Finland, where her squad finished as League Champions (21-1 record) and tournament runner-up. In 2009-10, Haynes played for FoA in Forssa, Finland, where she was the third leading scorer in the country, averaging 20.5 points, 5.0 rebounds, 3.0 assists and 2.0 steals.

During her time at Michigan State, she made the Big Ten All-Freshman team (2004). Under Coach P in 2005, her team was Big Ten Champions, Big Ten Tournament Champions and advanced to the NCAA Final Four. She was Big Ten Honorable mention in 2005 and in 2006 as the Spartans went to the NCAA Sweet Sixteen.

Haynes was also part of the Big Ten Foreign Tour Team in 2006, where she played with fellow Big Ten players against teams in Norway, Sweden and Denmark. As a senior, Haynes made second team All-Big Ten and All-Big Ten Defensive team (2007). Haynes capped her career ranking third at Michigan State in steals (245), 16th in scoring (1000-point club), 10th in three-point field goals made and 13th in assists. As a captain, she was a member of the winningest senior class in school history with 103 victories.

A Columbus, Ohio, native, Haynes attended The Wellington School for high school. Haynes tallied 2,222 points and 430 steals in her high school career. She currently holds a bachelor in political science from Michigan State University and a master's in sport management from Western Michigan University.

Haynes is a 2017 inductee into the Greater Columbus Basketball Legends Hall of Fame.

The Haynes File

Birthdate

April 20, 1985

Place of Birth

Columbus, Ohio

High School

The Wellington School

College

Michigan State, '07

Coaching Experience

Assistant Coach - Duke University
(2014-present)

Assistant Coach - Western Michigan
(2012-14)

Graduate Assistant - Florida State
(2011-12)

Assistant Coach - Africentric Early College
(2011)

Head Coach - Berwick Alternative Middle School
(2011)



Sam Miller

Assistant Coach

3rd Season at Duke

Adrian College, '10

Sam Miller is entering his third season with Duke University and his first full season as assistant coach with the Blue Devils, after being promoted over the summer of 2017.

Miller joined Duke during the second half of the 2015-16 season as the video coordinator and held the same position in 2016-17.

Prior to his arrival in Durham, Miller racked up a wealth of experience in basketball operations. He served as a graduate assistant for men's basketball at Western Michigan University from 2011-13. With the Broncos, he assembled scouting reports for game preparation, took part in team practices and individual workouts and played a role in implementing new video software.

In 2013-14, Miller spent time with the Erie BayHawks, the NBA Developmental League affiliate for the N.Y. Knicks, as a basketball operations/video assistant. Throughout his tenure with the organization, he played a supporting role in player development, scouting, data analysis, team travel, and, mainly, video editing for scouting and player development purposes. Specifically, his responsibilities included live-logging each game, editing opponent video for scouts, and tracking player tendencies. He also handled special projects regarding potential player call-ups to the NBA.

Most recently, Miller served as the assistant men's basketball coach at Kalamazoo College, an NCAA Division III program, from May, 2015 through January, 2016. During his time with the Hornets, Miller participated in student-athlete recruitment, game preparation and scouting, video operations, player development, and travel coordination. He also played a role in Kalamazoo's annual summer basketball camp, fundraising, and budget management.

Additional honors that Miller has garnered in his career thus far include being selected to coach an NBADL (National Basketball Association Developmental League) tryout team in 2014. He has also attended the NBA Summer League in Las Vegas from 2012-15, and has coached summer basketball camps at various universities including Michigan State, Western Michigan, Central Michigan, and Oakland.

In 2010, Miller graduated from Adrian College, where he was a member of the Men's Basketball team for two years, with a Bachelor's Degree in Business Administration. He went on to get his Masters of Arts in Coaching Sports Performance from Western Michigan University in 2013.

Originally from Manistique, Mich., Miller Resides in Durham, N.C., with his wife, Jen.

The Miller File

Place of Birth
Manistique, Mich.

High School
Manistique

College
Adrian College, 2010

Coaching Experience
Women's Assistant Coach - Duke
(2017-present)

Video Coordinator - Duke
(2016-17)

Men's Assistant Coach - Kalamazoo College
(2015-16)

Basketball Operations Assistant
Erie BayHawks
(NBA D-League Affiliate of N.Y. Knicks)
(2013-14)

Men's Graduate Manager/Video Coordinator
Western Michigan University
(2011-13)



Al Brown

Special Assistant

11th Season at Duke

Purdue, '64

Al Brown enters his 14th season alongside Joanne P. McCallie and 11th on the Duke University staff after being hired on May 2, 2007. Since arriving in the coaching world 39 years ago, Brown has produced numerous winning teams and is widely considered one of the best basketball minds in the game today.

Brown has been a part of three NCAA Championships, four NCAA runner-up teams, eight NCAA Final Four squads and 25 NCAA Tournaments. He has coached men's and women's basketball at 11 different schools including Purdue, Minnesota, Wisconsin, Western Michigan, Ball State, South Carolina, Tennessee, Cleveland State, Michigan State and Duke since taking his first assistant coaching position at Purdue in 1967.

His record in women's basketball speaks for itself as his squads have won 80 percent of their games, advanced to the NCAA Tournament in 20 of 23 years, and won three NCAA titles. Brown has led three teams to the NCAA Championship game a total of seven times and won 80 percent of league contests.

In his 10 years with the Blue Devils, Brown coached Oderah Chidom, Kendall Cooper, Chante Black, Krystal Thomas, Kathleen Scheer and Elizabeth Williams, who are currently playing professionally. In 2015, Williams was the No. 4 overall selection by the Connecticut Sun in the WNBA Draft. Black was taken with the 10th overall pick in the 2009 WNBA Draft by the Connecticut Sun, Scheer has played the past five years in Australia, Thomas was selected by the Seattle Storm in 2011, while recently Chidom signed with a team in Slovenia and Cooper in France. He also coached Joy Cheek, who was drafted by the Indiana Fever in 2010 and is now an assistant coach at Ohio State. Brown has helped guide Duke to a 225-53 record in eight years with the Blue Devils, while advancing to the NCAA Tournament all eight years and winning the ACC Championship in 2010, 2011 and 2013.

Since Brown and head coach Joanne P. McCallie have arrived at Duke, 11 Blue Devils have been drafted in the WNBA, which is the second-most by any Division I institution.

Brown is known for his video breakdowns and opponent analysis, as well as his on-court teaching expertise, which has proven to be a valuable contribution to the success of every basketball team he has coached. He was recognized for his coaching expertise when he was named one of the top assistant coaches in the country in a poll conducted by the Women's Basketball Journal.

He has had an interesting and unique career as he is the only coach in the history of intercollegiate athletics to have played an active role in national championship games in three different sports, including five appearances as a coach in the NCAA Women's Basketball Championship game. Brown is also the only coach to coach men's and women's basketball in the Southeastern Conference and the Big Ten Conference at two different schools in each conference. Also, he is the only coach in college basketball history to coach in the men's (1969, Purdue vs. UCLA) and women's national championship game (Tennessee, 1996-98, 2000; Michigan State, 2005).

Brown has 23 years of college coaching experience in the women's game and 16 years in the men's game. On the men's side, he has coached five teams at two schools in the NCAA Tournament, advancing to the Sweet 16 three times, the Elite Eight twice and the final game once.

Brown was the motivational speaker for the Tennessee football team throughout the 1998 season. Coach Phillip Fulmer, the former head coach at Tennessee, asked him to speak to the team in Tempe, Ariz., before the Fiesta Bowl National Championship game. Brown was on the field in the coaching box during the Vols' victory over Florida State in the title game.

During his seven years in the women's program at Tennessee (1995-2002), the Lady Vols went to the NCAA Final Four five times, playing in the national title game

four times, and won an NCAA record three consecutive national championships (1996-98). Over that seven-year period, the Lady Vols went 224-29, good for an 89 percent winning percentage. He was a part of five consecutive Southeastern Conference championship teams, during which time Tennessee posted a league record of 67-3.

A 1964 graduate of Purdue, Brown was a three-year letterwinner on the Boilermaker basketball team before making the switch to the coaching ranks as an assistant coach with his alma mater in 1967. Brown served three seasons at Purdue before moving to Ball State, where he was an assistant for five seasons (1977-1982).

He then spent five years (1982-87) as the head coach at Ball State. His 1986 Cardinal team had a record-setting year, posting 21 wins en route to the Mid-American Conference tournament championship and the school's second berth in the NCAA Tournament. The first time Ball State advanced to the NCAA Tournament was when Coach Brown was an assistant.

After spending the 1987-88 season assisting at Western Michigan, Brown served on the staff at Minnesota for three years (1988-1991), where the Gophers advanced to two NCAA Sweet 16's and one NCAA Elite Eight, before moving on to the men's program at Tennessee for the 1991-92 and 1992-93 seasons.

Coach Brown has recruited and coached some outstanding players. The first Walter Byers Scholarship winner and the 1984 Naismith Award winner, an award given to the best player in the nation under six feet, were two of Brown's recruits. He has coached 10 NBA players and 12 women who are playing in the WNBA, plus numerous players who have played overseas.

Brown and his wife, Karen, have one son, Edwin. Edwin and his wife, Erica, reside in Hopkinton, Mass., with their son, Simon, and daughter, Fiona.



Bobby Sorrell

Executive Assistant to the Head Coach

30th Season at Duke

Bobby Sorrell is in his 30th year with the Duke athletics department and is in his 18th year with the women's basketball program. After spending eight years as an administrative assistant under Gail Goestenkors' staff, Sorrell was moved to the executive assistant to the head coach position under head coach Joanne P. McCallie.

Sorrell is responsible for many of the day-to-day happenings of the Duke women's basketball office, including the coordination of coach Joanne P. McCallie's speaking and community schedule, campus recruiting, coaches' travel, running the True Blue Golf Classic, organizing the "Road Devils" and recruiting travel as well as assisting with camps and coordinating game-day management.

Sorrell has traveled to four NCAA Final Fours with the Blue Devils in 1999, 2002, 2003 and 2006, while also being a part of eight ACC Championship squads from 2000-04, 2010, 2011 and 2013.

Prior to working with women's basketball, Sorrell, a native of Durham, worked in the Duke ticket office as an assistant manager for 11 seasons.

He was a member of the Board of Trustees of the Ronald McDonald House of Durham from 2002-10. He is the staff advisor for the Blue Devils vs. Cancer student group.

Sorrell and his wife of 23 years, Tammy, reside in Rougemont, N.C., with their three children, Eliza (22), Sam (19) and Grace (16).



Kate Senger

Director of Basketball Operations

11th Season at Duke
Michigan State, '04

Kate Senger is in her 11th year on the Duke women's basketball staff as the director of basketball operations after spending two years on the Michigan State staff in a similar position. She served as the Spartan director of basketball operations intern from 2003-04.

Her duties at Duke include monitoring the program budget, scheduling and team travel in addition to assisting with event planning and directing the Duke Girls Basketball Camps.

A 2004 graduate of Michigan State, Senger served as a manager for the women's basketball team as a student from 1999-2003. During the 2003-04 season, she was promoted to Director of Basketball Operations Intern, assisting with various duties pertaining to travel, marketing and promotions, game management and recruiting. She also worked as assistant camp director for MSU's summer camps in 2002 and 2003.

After receiving her degree in kinesiology in 2004 from MSU, she was a Constituent Relations Aid for State Senator Michelle McManus. She was the database manager for more than 700 constituent cases, a legislative aid for the Commerce and Labor committee and a district relations aid, traveling between Lansing, Mich., and her district to attend functions with Senator McManus as her support person.

In the fall of 2004, Senger coached the St. Francis High School freshman girls' basketball team, leading her squad to a 15-3 record.

Senger has also been active in the community, serving as a committee member for the Women Working Wonders-Sparrow Hospital Race, as a panel speaker for the Jackson Area Middle Schools Career Day Fair, a speaker at the Merrick Moore Elementary School Career Day, assisted in organizing and volunteered for the Ramblin' Rose Half Marathon in Durham, helped organize Duke clinics at Extended School Year, visits to Camp Kaleidoscope and the Duke Children's hospital.

Originally from Traverse City, Mich., Senger resides in Durham, N.C. She received her master's degree from Duke in 2014.



Selena Castillo

Content Development Specialist

1st Season at Duke
Emory, '14

Selena Castillo enters her first year as the content development specialist for the Duke women's basketball program. Castillo's responsibilities include working with staff to develop social media branding and an aesthetics plan for each season, create and execute creative video and graphic concepts, managing women's basketball social media accounts and producing recruiting videos and graphics.

Before coming to Duke, Castillo spent two years as a graphic designer at Tampa Bay Sports Commission (TBSC), a non-profit organization that seeks to create social and economic benefits to the Tampa Bay region by bidding on and hosting sporting and entertainment events. Through her work with TBSC, Castillo has been involved in events such as the 2015 NCAA Women's Final Four, 2016 NCAA Men's

Frozen Four and the 2017 College Football Playoff National Championship, as well as participated in the planning process for future events such as Super Bowl LV and the 2022 NCAA March Madness first and second rounds.

Concurrently with her time at Tampa Bay Sports Commission, Castillo also gained creative design work experience while working with Event Development Institute, a full-service marketing and event agency that focuses on developing new and previously existing events all across the United States.

A graduate of Emory University, Castillo was a four-year letter winner for the Emory women's basketball team. She helped guide the Eagles to their first UAA Conference Championship in program history in 2012-13. Castillo is the all-time Emory leader with 229 steals and her 83 and 80 steal seasons in 2013-14 and 2012-13, respectively, hold the top two seasonal record places in program history. She graduated in 2014 with a B.A. in Middle Eastern Studies and Arabic.

A former resident of Tampa, Fla., Castillo now resides in Durham, N.C.



Nina King

Deputy Director of Athletics/Administration, Legal Affairs and Chief of Staff

10th Season at Duke
Notre Dame, 2000

Nina King joined the Duke athletics staff in September of 2008 and serves as the department's Deputy Director of Athletics for Administration/Legal Affairs and Chief of Staff.

King is a member of the executive leadership team, providing guidance and strategic direction for the department. She has oversight responsibilities for the human resource operation, the recreation and physical education program, and all legal matters, including the development and execution of department contracts while serving as the liaison to the university legal counsel office. She leads the senior staff/sport administrator group, which is responsible for administration of Duke's 27 varsity sports. In addition, she assists with oversight and planning for special projects within the department, coordinates strategic planning initiatives and is the primary contact between Duke Athletics and the university administration, including the Board of Trustees, President's office, and senior administration. She has sport oversight for women's basketball, men's and women's cross country, indoor track and field, and outdoor track and field.

King has served on the NCAA Division I Committee on Institutional Performance, as well as several ACC Committees and Duke University Committees. Most recently, she joined the Arizona State Sports Law and Business Advisory Board. She also co-teaches a sports business course in Duke's Fuqua School of Business alongside Vice President/Director of Athletics Kevin White.

King is a 2000 graduate of the University of Notre Dame where she participated as a student manager and eventually as the head manager for the women's swimming and diving program. After graduation, King served internships in the Notre Dame Athletics Department, the NCAA, and Nike, Inc.

King went on to earn a juris doctor degree from Tulane Law School in 2005. King then returned to her alma mater and served as the Director of Rules Education from 2005-08. She is a member of Women Leaders in College Sports, Sports Lawyers Association, University of Notre Dame National Monogram Club and Florida Bar Association.

King and her husband, Rick, reside in Durham and are the parents of Connor Stephan, who was born February 7, 2011, and Austin Casey, born September 21, 2012.



Ashleigh Beaver

Head Sports Performance Coach

2nd Season at Duke
Armstrong State, '09

Ashleigh Beaver is entering her second season as the head sports performance coach for women's basketball. Beaver coaches out of the Krzyzewski Center weight room and practice court facilities, where her responsibilities encompass all avenues athletic development. Her main duties include overall strength development, first step quickness, change of direction, maximal recovery and individualized programming for each member of the Blue Devils.

Beaver came to Duke following a three-year stint at Army West Point as an assistant strength coach for men's & women's soccer, swimming and diving, rifle and cheer. Prior to her position at USMA, she held an internship at Duke in 2013 with Olympic Sports and the University of Dayton with men's and women's basketball in 2009-10.

Originally from Georgia, Beaver graduated from Armstrong Atlantic State University in 2009 with a Bachelor's of Science in Rehabilitation Sciences and later with her Master's in Sports Medicine in 2012. She is a Certified Strength and Conditioning Specialist through the NSCA.



Summer McKeehan

Athletic Trainer

17th Season at Duke
Utah State, '98

Summer McKeehan joined the Duke staff in July of 2001 and serves as the associate athletic trainer and insurance coordinator for Duke student-athletes.

McKeehan joined the Blue Devils after serving as a graduate athletic trainer at the University of Utah from 1998-2001. During her time at the University of Utah, she volunteered as the athletic trainer for the Women's Premier Soccer League. Prior to that, she was a volunteer student athletic trainer at United States Naval Academy for four months and a student athletic trainer at Utah State for four years.

Over the summer of 2010 and 2011, McKeehan served as the athletic trainer for the USA Basketball U18 Women's National Team and U19 World Championship team. The U18 squad won the FIBA Americas gold medal and the U19 squad won the World Championship in Chile. McKeehan also won a gold medal in 2014 with the USA Basketball U17 National Team in Czech Republic. She then traveled to Russia in the summer of 2015 as the USA Basketball U19 World Championship team won the gold medal. Over the summer of 2017, McKeehan traveled with the USA Basketball U-16 squad to Argentina where they won the gold medal.

A native of Winston-Salem, N.C., McKeehan earned her bachelor's degree from Utah State in 1998 and her master's degree from the University of Utah in 2001. She has been a member of the National Athletic Trainer's Association since 1998 and the North Carolina Athletic Trainer's Association since 2001.



Roderick "RJ" Hunter

Video Coordinator

1st Season at Duke
Arkansas, '12

Roderick (R.J.) Hunter is entering his first season as the video coordinator. Hunter will be responsible for all video related functions associated with the team. Amongst other things, his duties include breaking down game film, scouting, constructing player development videos and producing the team's highlight video.

Prior to becoming the video coordinator at Duke, Hunter served in a similar position for the women's basketball team at University of the Pacific. As the video specialist, he was responsible for breaking down scout film for the assistant coaches and staff, creating shot location chart output window for player analysis, designing an output to chart the correlation between wins and certain statistics, as well as many other duties relating to statistics and video. Hunter and the Tigers downed Gonzaga on the road in 2016, which was Pacific's second in Spokane since joining the West Coast Conference in 2013-14, the most by any visiting WCC member. Pacific is one of just five programs with multiple road wins at the McCarthy Center since it opened in 2004-05 (Stanford 3, Pacific 2, Saint Mary's 2, USC 2, Washington State 2).

Hunter began his collegiate basketball career with the University of San Francisco women's basketball team, as the assistant video coordinator. During his tenure, he gained valuable experience in statistics coding, film analysis and player scouting. His specific experiences include live-coding practices as well as home and away games using sports code, helping facilitate film sessions with the players and coaches and assisting the associate coach with post season scouting.

He was a part of the Dons returning to the postseason after a 13-year hiatus as San Francisco finished runner-up at the West Coast Conference tournament.

In the spring of 2013, Hunter served as an assistant coach for AAU Boys Basketball Team USA. He was responsible for player development of guards, statistics recording and reporting and assisting with administrative duties such as maintaining players' paperwork and monitoring team funds.

Hunter earned his Bachelor's Degree in Recreation & Sport Management, with a minor in Communication, from the University of Arkansas in 2012. He would go on to earn his Master's Degree in Sport Management from the University of San Francisco in 2015.

Originally from Little Rock, Ark., Hunter now resides in Durham, N.C.



Jordan Busse

Physical Therapist & Assistant Athletic Trainer

1st Season at Duke

Conordia University Wisconsin, '09

Jordan Busse enters his first year as the physical therapist and assistant athletic trainer for the women's basketball program at Duke. Busse's responsibilities include implementing a screening process for each sport to drive injury prevention and sport performance strategies, daily rehabilitation and team travel.

Prior to joining the women's basketball program, Busse worked as a staff outreach therapist at Duke Sports Medicine since 2013. His responsibilities included working in the outpatient clinic and providing physical therapy services to student athletes from Cedar Ridge High School and Elon University.

Beginning in 2015, Busse has worked for Elon Athletics. He was responsible for testing the status of an athlete's ability to return to play, consulting with head athletic trainers to develop a plan to care for athletes with orthopedic injuries and helping to improve outcomes following orthopedic surgeries for all athletes.

As an undergrad at Concordia University Wisconsin, Busse served as an athletic training student, working as the head student athletic trainer for the university's football team and managing clinical rotations across a wide variety of sports.

During his junior year, Busse participated in an athletic training student internship for the Milwaukee Bucks of the NBA. While working with the Bucks, Busse assisted in providing basic health care for the professional athletes at practices and home games and managed medical and athletic training supplies.

Busse earned his Bachelor's Degree in Athletic Training from Concordia University Wisconsin in 2009. He earned his Doctorate of Physical Therapy from Elon University in 2012. In addition to his educational experience, Busse is also a Sports Certified Specialist and an APTA Credentialed Clinical Instructor as well as having received his National Athletic Trainers' Association Board of Certification and his American Heart Association CPR/AED certification.

Busse currently resides in Hillsborough, N.C., with his wife, Whitney, and daughter, MaryCarol (1).



Lyneé Belton

Student Assistant Coach

Fourth Season at Duke

Senior Lyneé Belton enters her fourth season with the Blue Devils and her first on the sidelines after injuries forced her to a medical hardship. She will be a student assistant coach in 2017-18.

The Clinton, Md., product appeared in 57 games for Duke and made four starts. She appeared in eight games as a freshman, but suffered a torn ACL on Dec. 17 against Oklahoma and missed the remainder of the season. Saddled with injuries as a sophomore and appeared in 20 contests. As a junior, Belton saw action in 29 games, but had a knee injury late in the season that forced her to miss the NCAA Tournament.

A 2014 McDonald's All-America selection, Belton compiled 1,254 points and 1,009 rebounds over four varsity seasons with The Bullis School. She averaged 19.5 points, 12.1 rebounds, 1.9 steals and 1.7 assists as a senior.



Lindy Brown

Senior Associate Sports Information Director

19th Season at Duke

Western Carolina, '96

Lindy Brown enters his 19th year as a member of the Duke Sports Information Office after joining the department in November of 1999. He spent seven years as an assistant sports information director prior to being promoted to associate SID in the summer of 2006. Over the summer of 2015, he was elevated to senior associate SID.

Brown joined the Blue Devil family after serving as the sports information director/marketing and promotions coordinator at the University of South Carolina Aiken for three years.

A native of Raleigh, N.C., Brown serves as the primary contact for the women's basketball and women's golf teams. His 2001-02 women's basketball media guide placed second nationally in the College Sports Information Directors of America (CoSIDA) publications contest. The contest was for Division I institutions and received 102 entries. His 2006-07 women's basketball guide also placed fifth, while the 2007-08 guide was sixth and the 2008-09 guide was seventh in the CoSIDA contests.

A 1996 graduate from Western Carolina University in Cullowhee, N.C., Brown received a Bachelor of Science degree in sport management and worked in the sports information office during college. Prior to graduating, he performed a marketing and promotions internship for the Western Carolina baseball team.

Brown resides in Raleigh along with his wife, Christine, and their children, Jordan (14) and Olivia (10).



Heather Ryan

Executive Director/Academic Services

13th Season at Duke

Indiana, '97

Heather Ryan was promoted to the position of Executive Director/Academic Services over the summer of 2014 after serving as the Executive Director of Academic Support, Director of Academic Support and an Academic Coordinator since arriving at Duke in 2005. She joined the Duke staff after serving as the Director of Academic Services in the athletic department at Tulane.

Ryan works with Duke's women's basketball and football programs and coordinates day-to-day support activities in the Johnson-Campbell Academic Support Center.

A native of Goodland, Ind., Ryan received a degree in sports marketing and management in 1997 from Indiana and then obtained a master's degree in college student personnel with an emphasis in counseling and development from Purdue University in 2002.



2017-18 Managers

Front Row (Left to Right): Erin Weber, Sonia Xu, Johnna Lambert, Nina Cervantes, Alli Leiva
 Back Row (Left to Right): Amy Windemuth, Mikaela Li, John Clarke, Nathaniel Brown, Sadé Dinkins, Stephan Beauge
 Not Pictured: Tomás Cabo-Hervada, Natalie Shammas, Tara Vigil



2017-18 Practice Players

(Left to Right): Cory Pilson, Eric Hirsberg, Chris Yoo, Dylan Gambardella, Jack Livingston, Jeffrey Blair,
 Kevin Lu, Joe Fitzgerald, Adam Doll



Jeff Au
Band Director



Katie Bessel
Video Assistant - Blue Devil Network



Jeff Bytomski
Team Physician



Tyler Cater
Marketing Staff Assistant



Kyle Corwin
Assistant Director of Digital Media/Internet Operations



Ryan Craig
Executive Director of Digital Media



Hannah Dagan
Assistant Equipment Operations Manager



Jennifer Dale
Athletics Department Travel Coordinator



Rebecca Fiorentino
Assistant Video Director



Mary Giardina
Director of Compliance



Elinor Hurt
Director of Ticket Office/Operations



Laurie Hyland
Athletics Director of Information Technology



Nicole Jones
Director of Marketing & Promotions



Chad Lampman
Executive Director of Blue Devil Network



Jay Lapidis
Senior Associate Director of Iron Dukes/Major Gifts



Jessica McNamara
Assistant Director of Digital Media/Social Media



Beth Miller
Director of Nutrition



Brittney Morrison
Assistant Ticket Operations Manager



Kerry Mullenix
Director of Athletic Rehabilitation



Bradley Reynolds
IMG Learfield Ticket Sales General Manager



Alayne Rusnak
Cheerleading Coach



Mikayla Ryan
Assistant Director of Game Operations and Championships



Debbie Squire
Team Physician



Alison Toth
Team Orthopaedic Surgeon



Kevin M. White

Vice President & Director of Athletics
Adjunct Professor of Business Administration
St. Joseph's College, '72

Kevin M. White was named Duke University's vice president and director of athletics on May 31, 2008. He also serves as an adjunct professor of business administration at the university.

White, 67, arrived at Duke after leading Notre Dame's athletics program for eight years. In addition to previously holding AD positions at Arizona State University, Tulane University, the University of Maine and Loras College in Iowa, White has served in a number of prominent national leadership roles within intercollegiate athletics, including his service in 2006-07 as president of the National Association of Collegiate Directors of Athletics (NACDA) and in 2005-06 as president of the Division I-A Athletic Directors Association. Always in demand as a visionary leader, White currently serves on the NCAA Division I Men's Basketball Committee and the United States Olympic Committee (USOC) Board of Directors.

A testament to the tremendous respect he has garnered within the college athletics community, White has earned multiple high profile awards throughout his career. That impressive list includes the GeneralSports TURF Systems Division I-A Central Region Athletic Director of the Year (2006), the NCAA Football Bowl Subdivision Under Armour AD of the Year Award presented by NACDA (one of four recipients in 2013), the National Football Foundation's John L. Toner award (2015), Sports Business Journal's Athletic Director of the Year award (2015), Bobby Dodd AD of the Year (2015), and the Carl Maddox Sports Management Award (2015).

Guided by the Strategic Plan that was approved by Duke's Board of Trustees in April of 2008, White made an immediate impact on Duke Athletics. In addition to leading the department to unprecedented success in competition, he reshaped the organization into a more efficient department; strengthened ties to both campus and community constituents through consistent outreach efforts; successfully oversaw Duke Athletics' record-breaking fundraising efforts; streamlined and invested in staffing and forged partnerships with major corporate entities to enhance revenue streams to historically high levels; commissioned and executed a master facilities plan to position Duke well into the 21st Century; implemented significant diversity and inclusion efforts for Duke Athletics; and emphasized a stronger commitment to the university's intramural, club and recreational sports programs.

Since White's arrival, Duke has captured seven NCAA Championships – women's tennis in 2009, men's basketball in 2010 and 2015, men's lacrosse in 2010, 2013 and 2014, and women's golf in 2014 – and 20 ACC titles. On the strength of 14 teams participating in postseason competition and robust finishes in several sports, Duke ranked 32nd in the 2017 Learfield Sports Directors' Cup standings, which determine an institution's all-around strength in intercollegiate athletics. The 32nd-place showing marked the 14th consecutive year that Duke has ended among the nation's top 35 programs. In 2011, Duke placed fifth, matching the school's best finish in the rankings and its 1171.50 points earned were the most in program history. In White's nine years at Duke, the Blue Devils placed 17th (2009), 10th (2010), fifth (2011), 16th (2012), 12th (2013), ninth (2014), 20th (2015), 24th (2016), and 32nd (2017) in the Directors' Cup standings.

Eighty-five Blue Devil teams ranked among the nation's top 10 teams during the past nine seasons with 15 – men's basketball (2009, 2010, 2011, 2013, 2015, 2017), field hockey (2016), men's lacrosse (2010, 2013, 2014), women's golf (2012, 2015) and women's tennis (2009, 2010, 2014) – reaching No. 1. In all, 151 Blue Devil teams advanced to NCAA postseason competition during White's Duke tenure. In 2016-17, Duke claimed three ACC championships in men's basketball, men's golf and women's golf. Individually, Duke student-athletes claimed one National Player of the Year honor, three ACC Player of the Year recognitions, six individual ACC championships, and five ACC Scholar Athletes of the Year awards. In 2016, Duke was the only athletic department in the nation to have a bowl champion, a Sweet 16 appearance in men's basketball and secure a baseball NCAA postseason berth.

Individually, 303 student-athletes earned All-America, 552 All-ACC and 267 All-Region or District honors the past nine years. During White's tenure, Duke boasts 13 NCAA individual champions in Curtis Beach (indoor track and field heptathlon in 2012 and 2014), Juliet Bottorff (outdoor track and field 10k in 2011), Virginia Elena Carta (women's golf in 2016), Mallory Cecil (women's tennis in 2009), Abby Johnston (three-meter diving in 2011), Nick McCrory (platform diving in 2010, 2011, 2013 and 2014), and Becca Ward (women's fencing, saber in 2009, 2011 and 2012).

Academically, Duke teams continued strong performances under White. In the 2016-17 academic year, all 27 Blue Devil varsity teams earned grade point averages of 3.0 or better in the fall, while 26 of 27 accomplished that in the spring semester. Additionally, 67 student-athletes earned Dean's List honors in the fall semester, and 73 did so in the spring. Overall, 489 Blue Devil student-athletes made the latest All-ACC Honor Roll and continued an amazing stretch wherein Duke led the conference for the 29th time in the past 30 years.

In two key elements in tracking a department's academic success, Duke ranked among the nation's best again. Duke posted a 97% Graduation Success Rate (GSR) and 13 teams achieved a 100% GSR. Also, 12 Blue Devil teams – good for third nationally – were ranked in the top 10% of their respective sports in the most recent Academic Performance Rate (APR) Report, including the men's basketball and football teams. In the 2017 report, Duke (992) ranked fourth among all FBS schools. In all, Duke totaled the highest APR scores among ACC institutions in 11 of the league's 25 sports – women's cross country (1000), men's fencing (1000), women's fencing (1000), football (992), men's golf (1000), women's golf (1000), men's lacrosse (995), women's lacrosse (1000), women's soccer (1000), women's track and field (1000), and volleyball (1000). Also, seven additional Duke programs ranked among the ACC's top five in their respective sports. Last year, five Duke student-athletes were selected as CoSIDA Academic All-Americans, while 54 others received National Scholar-Athlete or Scholar All-America accolades. In White's nine-year tenure, former women's tennis player Parker Goyer won a Rhodes Scholarship (2009), while pole vaulter Sally Liu (2009) and swimmer Allie Speidel (2011) earned Marshall Scholarships.

Under White, Duke has continued its focus on outreach to the local community. Modeling the NCAA Student-Athlete Development program's commitment to service, learning projects and outreach, more than 600 Duke student-athletes across all sports participated in a combined effort of more than 2,700 community service hours during the 2016-17 academic year.

White's commitment to the overall mission of the university remains clear. A portion of ticket sales Blue Devil regular season home sporting events are directed annually to the Duke University Libraries and the Rubenstein-Bing Civic Student-Athlete Civic Engagement program (ACE). Per White's vision from 2011, the Duke Athletics Library Fund has generated significant unrestricted revenue for the Duke University Libraries to support teaching and research across the institution. The civic engagement program, known as ACE, was started in 2015 in a partnership with Stanford University. The foundation of the venture includes student-athletes from both Duke and Stanford working together in under-resourced communities in the United States and abroad. Through immersive three-week summer service assignments that started with 40 student-athletes from the two schools in 2016, the student-athletes had opportunities otherwise not afforded to them during the school year due to academic and athletic responsibilities.

In fall of 2012, Duke University announced the \$3.25 billion Duke Forward fundraising campaign for priorities across Duke's 10 schools, Duke Medicine and a range of university programs. Included in the campaign was a \$250 million goal for Duke Athletics to be divided three ways – for facility enhancements and support (\$100 million), endowment income (\$50 million) and operating funds (\$100 million). The initial \$250 million goal has been exceeded by the Duke Athletics fundraising team by more than \$100 million (\$365 million was raised in the campaign that ended June 30, 2017). Several facility projects have been initiated, including major renovations to Brooks Field at Wallace Wade Stadium, including Blue Devil Tower and the Davis Family Kicking Field at the Brooks Practice Facility, a grand entrance and entertainment space to the front of iconic Cameron Indoor Stadium (Rubenstein Pavilion), and the Scott Family Athletics Performance Center that now houses several of Duke Athletics' administrative units, as well as new strength and conditioning and sports medicine areas, a ticket office and team merchandise store.

White, who holds a Ph.D. in education, has taught graduate-level classes since 1982 and currently teaches a sports business course in Duke's Fuqua School of Business as part of Duke's MBA program.

In August 2003, SI.com (the Sports Illustrated web site) listed White, then at Notre Dame, third in its rankings of the most powerful people in college football. In January 2004, The Sporting News listed him in its Power 100 as third among five names in the "front office" category (and the lone college athletics director among the 100).

White has served on numerous NCAA committees, including the NCAA Council, formerly the association's highest governing body. In 2012, White was among a select group of college and professional administrators asked to serve on the recently formed Expert Advisory Board for the Knight Commission. Moreover, he was the secretary of NCAA Football, a non-profit corporation acting as the "collective voice to promote college football." For several years, he was a member of the Advocates for Athletic Equity Board of Directors (formerly BCA) and a representative with the football Bowl Championship Series. In addition, he previously was an ex-officio member of the Sugar Bowl Committee during his tenure at Tulane, was a member of the Rose Bowl Management Committee while at Arizona State, and also worked closely with the Fiesta Bowl during his stay in Tempe.

Given his background and success, it is not surprising that 24 current or former directors of athletics were mentored by White.

Before becoming an administrator, White served as head track and field coach at Southeast Missouri State and assistant cross country and track and field coach at Central Michigan. He began his coaching career at Gulf High School in New Port Richey, Fla., coaching cross country and track and assisting in football and wrestling.

White earned his Ph.D. from Southern Illinois University in 1983 with an emphasis on higher education administration. In 1985, he completed postdoctoral work at Harvard University's Institute for Educational Management. He earned his master's degree in athletics administration from Central Michigan University in 1976 and his bachelor's degree in business administration in 1972 from St. Joseph's College in Rensselaer, Ind., where he also competed as a sprinter. Additionally, White was recognized with honorary degrees from Loras College (2012), Notre Dame (2008, along with his wife), the United States Sports Academy (2007) and St. Joseph's College (2001). White is also a Notre Dame Honorary Monogram Club Member.

White and his wife, Jane, a former college track and field coach, have five children and 13 grandchildren.



Dr. Kevin White
Vice President & Director of Athletics



Dr. Chris Kennedy
Senior Deputy Director of Athletics



Tom Coffman
Deputy Director of Athletics/Development



Mike Cragg
Deputy Director of Athletics/Operations



Nina King
Deputy Director of Athletics/Administration, Legal Affairs and Chief of Staff



Mitch Moser
Deputy Director of Athletics/Resource Management and Development/Chief Financial Officer



Brad Berndt
Senior Associate Director of Athletics/Student Services



Gerald Harrison
Senior Associate Director of Athletics/Internal Affairs



Jon Jackson
Senior Associate Director of Athletics/External Affairs



Jacki Silar
Senior Associate Director of Athletics/Student-Athlete Development/Senior Women's Administrator



Todd Mesibov
Associate Director of Athletics/Compliance



Mike Sobb
Associate Director of Athletics/Resource Acquisition



Leslie Barnes
Assistant Director of Athletics/Student-Athlete Development



Art Chase
Assistant Director of Athletics/External Affairs



Joe Manhertz
Assistant Director of Athletics/Iron Dukes Major Gifts



Gina Bradley
Assistant Director of Athletics/Business Operations



Tony Sales
Assistant Director of Athletics/Student-Athlete External Affairs



Debbie Savarino
Assistant Director of Athletics/Special Events



Bob Weiseman
Assistant Director of Athletics/Athletic Facilities, Game Operations and Championships



Jack Winters
Assistant Director of Athletics/Iron Dukes

Rachel Curtis
Executive Director/Athletics Environmental Branding/ Director of the Legacy Fund

Heather Ryan
Executive Director/Academic Services

Felicia Tittle
Executive Director/Recreation & Physical Education



James Coleman
Chairman, Duke Athletic Council



Martha Putallaz
Faculty Athletic Representative

2016-17 Season Review

Season Notes	60-62
Results.....	63
Final Statistics	64
Box Scores	65-70

Storylines/Other Blue Devil Notes...

• Lexie Brown earned Associated Press Third Team All-America in 2016-17 at Duke and 2014-15 at Maryland becoming the first player in NCAA history to earn the honor at two different schools.

• Lexie Brown became the eighth Blue Devil to score 600 or more points in a season as she finished with 622. Overall, it ranked as the sixth most in a single season in Duke history.

• In four career postseason games, Leaonna Odom has averaged 10.4 points and 3.6 rebounds. She hit 70.4 percent of her field goals 82.4 percent from the free throw line.

• Lexie Brown became the sixth Blue Devil in school history to receive Academic All-America status joining Elizabeth Williams (2014-15), Haley Peters (2013-14), Jasmine Thomas (2010-11, 2009-10), Abby Waner (2006-07) and Katie Meier (1988).

• Senior Oderah Chidom finished sixth on Duke's career blocked shots list with 153.

• Rebecca Greenwell ranked seventh in scoring (16.4), tied 13th in rebounding (6.4), fourth in free throw percentage (87.7), sixth in three-point field goal percentage (39.9) and sixth in three-point field goals made (2.4) in the ACC statistics.

• Lexie Brown became just the fourth Blue Devil to collect 200 made field goals and had over 100 assists in school history. The other Duke players that have accomplished this feat are Jasmine Thomas (2009-10), Alana Beard (2001-02, 2002-03, 2003-04) and Monique Currie (2004-05).

• The Blue Devils held opponents to 26.2 percent shooting from behind the arc, which ranked second nationally only to St. John's (NY) with a 24.6 percentage. Duke also held opponents to 33.7 percent shooting overall to rank fourth nationally.

• Duke's eight-win turnaround from the 2015-16 season (20-12) to the 2016-17 season (28-5) was the biggest turnaround in Duke history since the 10-win turnaround from 1977-78 (1-19) to 1978-79 (11-11).

• The Blue Devils were one of only eight teams that have gone from being unranked in the preseason Associated Press poll to the top nine in the final poll -- Arizona State, Florida State, West Virginia, DePaul, Texas A&M, Nebraska and Houston.

• Heading into the NCAA Tournament, the Blue Devils were No. 8 nationally, while boasting seven wins against top 50 teams in RPI.

• Lexie Brown totaled 16 games with 20+ points on the season, which ranked tied sixth on Duke's single season charts.

• The Blue Devils went from finishing tied seventh in the ACC last season to tied second in 2016-17. Duke's jump of five places in the ACC standings is tied for the second largest turnaround and tied for the largest turnaround for a team that ended the season in the top three of the ACC.

• Lexie Brown averaged 19.3 points and 5.3 rebounds in the ACC Tournament, receiving All-ACC Tournament first team honors.

• With its victory at UNC, Duke collected 25 wins for the 18th time in school history and the eighth time under Coach P.

• In ACC games, Lexie Brown was responsible for 40.09 percent of Duke's offense. Of Duke's 419 made baskets in 16 ACC games, Brown had a hand in 168 of those, with made 107 made baskets and 61 assists. Of Duke's 80 made threes in ACC contests, Brown made 36 of those (45.0 percent).

• For the season, Oderah Chidom and Kendall Cooper combined to block 119 shots. Duke's opponents, collectively, blocked 88 shots.

• Rebecca Greenwell became the first Duke player to average 16+ points/game, 6+ rebounds/game and 2.4+ three pointers/game.

• The Blue Devil defense was one of the best in the nation and only allowed six teams to hit above 40.0 percent from the field -- Old Dominion (47.1), South Carolina (42.1), Florida State (45.8), North Carolina (42.9), Notre Dame (51.7) and Oregon (44.8).

• Duke boasted two scorers that averaged over 16.0 points a contest -- Lexie Brown (18.3) and Rebecca Greenwell (16.4). The Blue Devils had not featured two scorers averaging over 16.0 points since the 1996-97 campaign (Kira Orr - 17.5; Ty Hall - 16.3).

• With a 5.6 per game average, the Blue Devils led the ACC and ranked 20th nationally in blocks per game.

• The Blue Devils featured 13 players from 10 different states on the 2016-17 roster.

Odom Broke Out Against Hampton...

In the NCAA Tournament first round, freshman Leaonna Odom broke out with a career-high 23 points and six rebounds in 33 minutes played.

She became just the eighth Blue Devil rookie to collect 20 or more points in an NCAA Tournament contest. Odom was also the fourth Duke freshman to score 20 or more points in her first NCAA Tournament contest - Rometra Craig (2002), Rebecca Greenwell (2015) and Alana Beard (2001). The 23 points was also the most by a Duke freshman in their first NCAA Tournament game.

Brown in the Single Season Charts...

Lexie Brown turned in one of the best all around seasons in Blue Devil history. In the Duke season charts, she ranked sixth in points (622), 10th in scoring average (18.3), ninth in field goals attempted (430), tied fourth in three-point field goals made (73), seventh in three-point field goals attempted (183), ninth in free throws made (129), second in free throw percentage (92.8), fifth in steals (96), tied sixth in games with 20+ points (16), seventh in minutes played (1,153), tied seventh in minutes per game (33.9) and tied sixth in consecutive games with 20+ points (4). She also hit a three-pointer in 16 straight games to rank tied fourth on Duke's record books.

Tough Week for Blue Devil Knees...

After going all season without any knee injuries, the Blue Devils had two of them during the first week of the NCAA Tournament. Redshirt sophomore Lyneé Belton suffered a torn meniscus in her right knee in practice on Monday, March 13.

Sophomore Kyra Lambert had a left knee injury in the second quarter against Hampton in the first round and did not return.

Impressive First Round Win...

The Duke defense held Hampton to a season-low 31 points and 18.2 percent shooting on its way to advancing to the NCAA Tournament second round with a 94-31 win.

The Blue Devils hit 61.8 percent shooting, forced 21 turnovers and outrebounded the Lady Pirates, 48-27. Rebecca Greenwell registered her fifth double-double of the season with 26 points and 10 rebounds, while Leaonna Odom added a career-high 23 points on 8-of-9 field goals.

Duke went on to hit 22-of-25 free throws and dished 23 assists.

The Cooper/Chidom Effect...

The senior post duo of Kendall Cooper (7) and Oderah Chidom (11) combined to score double-digits in 18 games this season.

When they hit the 10+ point mark, Duke was 17-1 on the year. The lone loss came against Oregon in the NCAA Tournament.

Dominant Shot Blocking...

The 2016-17 season was only the second season in Duke history in which the Blue Devils featured two players with 50+ blocked shots with Oderah Chidom (67) and Kendall Cooper (52).

The only other time this happened was back in the 2005-06 season with Alison Bales (120) and Chante Black (65).

Greenwell Moving Up Career Charts...

In three years, Rebecca Greenwell ranks 11th in scoring (1,485), tied sixth in scoring average (15.2), second in three-point field goals made (228), second in three-point field goals attempted (585), 10th in three-point field goal percentage (39.0), fourth in free throw percentage (81.9), tied ninth in double-figure scoring games (80), seventh in games with 20 or more points (25) and tied third in games of 30 or more points (3).

Lambert Has Standout Sophomore Campaign...

Sophomore Kyra Lambert came on strong as a sophomore averaging 7.8 points, 3.7 rebounds, 3.5 assists and 1.7 steals.

She concluded the regular season with a career-high 13 assists to go along with 12 points at North Carolina, which was her first collegiate double-double. The 13 assists was tied for third-most in Duke single-game history. In the ACC stats,

Lambert ranked 12th in assists (3.5), tied 12th in steals (1.7) and fourth in assist/turnover ratio (2.0).

Single Season Steals List...

Lexie Brown finished the 2016-17 season with 96 steals, which ranked as the fifth-most in Duke single-season history.

Steals

1. 114 Alana Beard, 2001-02
2. 106 Alana Beard, 2000-01
3. 104 Alana Beard, 2003-03
4. 100 Jasmine Thomas, 2009-10
5. **96 Lexie Brown, 2016-17**
6. 93 Chelsea Gray, 2011-12
7. 89 Chelsea Gray, 2012-13

Greenwell/Brown in Top 10 List...

For the third time in three years, Rebecca Greenwell etched her name onto the Duke single season made three-pointers list. She drained 83 treys to rank second and break her previous career bests.

Lexie Brown moved into a tie for fourth as well with her 73 treys on the year.

Three-Point Field Goals Made

1. 87 Tricia Liston, 2013-14
2. **83 Rebecca Greenwell, 2016-17**
3. 80 Tricia Liston, 2012-13
4. 73 Rebecca Greenwell, 2015-16
5. **73 Lexie Brown, 2016-17**
6. 72 Rebecca Greenwell, 2014-15

Impressive First Season...

Lexie Brown averaged 18.3 points a game in her first season at Duke. No Duke player since Chris Moreland had scored more than 17.0 ppg in her first season with the Blue Devils.

Moreland's 17.6 ppg in 1984-85 currently stands as the Duke record for most points a game in a single debut season.

Alana Beard put up a 17.0 average in her debut season in 2000-01.

In ACC games only, Lexie Brown ranked second in free throw percentage (94.2), fifth in scoring (18.7), ninth in assists (3.8), tied for sixth in three-point field goals made (2.3), sixth in three-point field goal percentage (40.9) and second in steals (2.6).

Brown Nets ACC Record...

It didn't take long for redshirt junior Lexie Brown to make her mark in the Duke record book. Brown drained 56 straight free throws until a miss at NC State, which was a new ACC record and the sixth-longest streak in NCAA history. It snapped Jennifer Howard's mark of 40, which was the previous ACC mark.

Brown broke the previous Duke record of 37 held by Chelsea Gray. The NCAA record currently stands at 70 by Lauren Prochaska of Bowling Green (Nov. 15 - Dec. 21, 2010).

NCAA List for Consecutive Free Throws Made

- 70 - Lauren Prochaska, Bowling Green (2011)
- 66 - Ginny Doyle, Richmond (1991-92)
- 60 - Adrienne Squire, Penn State (2004-06)
- 60 - Emily Carter, TCU (2010-11)
- 57 - Jody Beerman, Central Michigan (1987)
- 56 - Lexie Brown, Duke (2016)**
- 53 - Katie Miller, UNI (2000)
- 52 - Elena Delle Donne, Delaware (2011)

70-70 Club...

For the first time in school history, Duke featured two players with 70 or more three-pointers made in a season -- Rebecca Greenwell (83) and Lexie Brown (73).

The previous high was the 1998-99 season when Nicole Erickson and Hilary Howard both had over 50 treys.

In the ACC, Duke, Syracuse and Louisville were the only teams to feature two

players with 70+ made treys -- Rebecca Greenwell (83) and Lexie Brown (73) for Duke, Alexis Peterson (83) and Gabby Cooper (81) of Syracuse and Louisville's Asia Durr (119) and Mariya Moore (72).

Duke is one of only five ACC teams in history to have had two players make 70+ treys in a single season --

- Duke: 2016-17 -- Rebecca Greenwell (83) and Lexie Brown (73)
- Syracuse: 2016-17 -- Alexis Peterson (83) and Gabby Cooper (81)
- Louisville: 2016-17 - Asia Durr (119) and Mariya Moore (72)
- Boston College: 2012-13 -- Kerri Shields (80) and Nicole Boudreau (71)
- North Carolina: 2001-02 -- Coretta Brown (99) and Nikki Teasley (77)

From the Charity Stripe...

The Blue Devils hit 75.0 percent from the free throw line this season, which was the highest mark for a Coach P team at Duke. The 2012-13 squad was the previous high and hit 74.1 percent from the charity stripe, which ranked as the third-highest ledger in school history. Duke ranked tied second in the ACC.

The 75.0 percentage ranked as the third-highest in school history.

Redshirt junior Lexie Brown led the ACC with a 92.8 free throw percentage, which was the second-best in school history. The highest free throw percentage in school history was 93.1 percent in 2012-13 by Tricia Liston.

Greenwell on the Boards...

Duke redshirt junior Rebecca Greenwell led the Blue Devils in rebounding with a 6.4 per game average, which ranked tied 13th in the ACC.

Standing 6-1, Greenwell was just the second guard to lead Duke in rebounding, joining Katie Meier (6-0) in 1989-90 with an 8.9 per game average.

Holding Opponents...

Since Coach P took over the program in 2007-08, the Blue Devils have featured one of the top field goal percentage defenses in the nation. This season was no different, ranking third nationally with a 33.7 ledger, which was the second-best output in school history.

Best FG% Defense in Duke History

- 33.6 - 2006-07
- 33.7 - 2016-17**
- 34.1 - 2012-13
- 34.6 - 2014-15
- 34.9 - 2008-09

Offensive Efficiency and Production...

Lexie Brown was the only player in the nation who shot .480+ from the field, .395+ from behind the arc, .900+ at the line and averaged 18.0+ points per game.

• Lexie Brown:

FG%: .488, 3FG%: .399, FT%: .928, Pts/g: 18.3

Three-Point Trio...

The Trio of Rebecca Greenwell, Lexie Brown and Kyra Lambert averaged 5.3 made three-pointers per game (180 threes/34 games). This was the highest average of any trio in Duke history.

Top 3-Point Trios in Duke History

- 4.34 - Erickson, Howard, Schweitzer (1997-98)
- 4.25 - Erickson, Howard, Schweitzer (1998-99)
- 4.14 - Liston, Jones, Peters (2013-14)
- 4.06 - Scanlon, Day, Orr (1995-96)
- 4.03 - Schweitzer, Gingrich, West (1999-2000)

Greenwell Provides Historic Performance...

The 29-point outburst by redshirt junior Rebecca Greenwell against third-ranked South Carolina was one of the best individual performances in school history. She hit 4-of-7 treys and 9-of-15 field goals in 37 minutes.

The 29-points equaled the most in Duke history against a top-three ranked opponent as she joined Jasmine Thomas' as she notched 29 points versus third-

ranked Ohio State in 2009.

For her efforts, Greenwell was named the espnW National Player of the Week and ACC Co-Player of the Week.

Scoring Duo...

Duke owned the second-highest scoring tandem in the ACC with Rebecca Greenwell (16.4) and Lexie Brown (18.3) combining for 34.7 points a game. It also ranked as the fifth-highest in school history.

The top tandems in the ACC--

42.6 - A.Peterson/B.Sykes, Syracuse

34.7 - Brown/Greenwell, Duke

34.0 - S.Watts/P.Kea, North Carolina

Best Scoring Duos in Duke history

37.8 - C.Moreland/K.Meier (1986-87)

37.6 - C.Moreland/K.Meier (1985-86)

37.1 - K.Meier/S.Harnett (1989-90)

36.5 - A.Beard/I.Tillis (2002-03)

34.1 - A.Beard/M.Currie (2001-02)

70 Treys...

With six three-pointers made at UNC, Rebecca Greenwell became just the fifth player in ACC history to hit 70+ three-pointers in three consecutive seasons joining Ivory Latta of UNC (2005-07), Jennifer Howard of NC State (1995-97), Brianna Butler of Syracuse (2014-16) and Kelly Hughes of Boston College (2014-16).

She finished the season hitting 83, which was the second-highest output in school history.

Combined Points in Single Game...

Lexie Brown and Rebecca Greenwell collected some impressive scoring outputs on the season as they combined to score 57 points versus Longwood and 56 against Old Dominion, which were the third and fourth largest outputs in school history.

Highest Scoring Duos - Duke Single Game

67 - A.Day (37), K.Orr (30) - vs. Alabama (3-18-95)

58 - C.Moreland (31), C.Mikels (27) - vs. UNCW (2-23-85)

57 - R.Greenwell (30), L.Brown (27) - vs. Long. (11-15-16)

56 - R.Greenwell (24), L.Brown (32) - vs. ODU (11-22-16)

56 - K.Meier (36), C.Moreland (20) - vs. NCSU (2-3-87)

One of Tallest Teams...

Duke continued its theme of having tall teams in 2016-17 as the Blue Devils featured the tallest team in school history standing an average of 73.39 inches.

The 73.39 average height beat out the 2011-12 and 2014-15 squads that averaged a height of 73.25 inches.

Duke was the second-tallest team in the ACC with a 6-1 average, while Virginia held the tallest squad standing 6-1 (75.58).

The Blue Devils featured 10 players standing 6-0 or taller and seven at 6-2 or better on the 2016-17 roster. The seven players at 6-2 or taller is tied with Virginia for the most in the ACC.

Duke Retires Elizabeth Williams' Jersey...

Duke retired Elizabeth Williams' No. 1 jersey at halftime of the Blue Devils' Dec. 29, 2016 contest against Kentucky.

Williams became just the third player in Duke women's basketball history to have her jersey retired, joining Alana Beard (#20) and Lindsey Harding (#10).

Williams completed a storied career at Duke in 2015, graduating as a four-time All-America selection. She was the first player from the ACC and only the eighth player in the NCAA to garner All-America distinction from the Associated Press in each of her four years. Williams was also the first player in ACC history to total over 1,900 points, 1,000 rebounds and 400 blocks for her career.

During her four seasons, Williams averaged 14.4 points, 7.9 rebounds and 3.1 blocks per game over 136 contests. She was named to the All-ACC first team

for four straight years, becoming only the second player in the ACC to accomplish the feat. The Virginia Beach, Va., native was also a four-time pick for the ACC Defensive Player of the Year and the 2015 National Defensive Player of the Year.

Three-Point Record...

Redshirt junior Rebecca Greenwell broke the Duke single game record for most three-pointers made with eight at Pepperdine, while also attempting a Blue Devil record 16 treys.

The mark was previously held by Nicole Erickson and Jessica Foley with seven. Greenwell has drained five or more treys three times this season and is hitting 42.7 percent from downtown, which ranks 11th in the ACC.

Greenwell now owns the Duke record for three-pointers made in a game as well as the national high school mark of 17.

1,000-Point Club...

Redshirt junior Rebecca Greenwell joined the 1,000-point club Nov. 15 as she registered a career-high 30-points against Longwood. On her fifth three-pointer, Greenwell went past the 1,000-point mark in the fourth quarter.

She became the 32nd player in Blue Devil history to reach the milestone. Greenwell became the fourth-quickest Duke player to reach 1,000 points in only 67 games.

Lexie Brown joined the 1,000-point club as well versus Elon Dec. 8 as she totaled a game-high 25 points.

Fastest Players to 1,000 Points

1. 50 Chris Moreland

2. 56 Alana Beard

3. 62 Katie Meier

4. 67 **Rebecca Greenwell**

5. 69 Elizabeth Williams

Three-Point Tandem...

The tandem of Rebecca Greenwell and Lexie Brown were one of the most prolific three-point duos in the ACC.

Both have combined to hit 412 three-pointers over their career. In 34 games, they combined to hit 156 three-pointers.

The top three-point shooting duo in school history was Tricia Liston and Alexis Jones in 2013-14 with a combined 127 treys, prior to this season.

From Long Range...

The Blue Devils continue to be one of the top three-point shooting teams over the last number of years.

Duke led the nation in 2013 and 2014 for three-point field goal percentage. In 2014, the Blue Devils hit 40.7 percentage, while in 2013 Duke drained 40.5 percent from downtown. In 2016-17, the Blue Devils featured a 38.2 percentage, which ranked eighth.

Gorecki to Redshirt...

After missing the first 20 contests of the season, head coach Joanne P. McCallie announced sophomore Haley Gorecki would redshirt the 2016-17 campaign.

Gorecki, who hails from Palatine, Ill., competed in 14 contests before being sidelined with a hip injury in 2015-16.

Duke Captains...

The Blue Devils featured three captains in 2016-17 as senior Oderah Chidom, redshirt junior Lexie Brown and redshirt junior Rebecca Greenwell were selected by the team. It marked the second straight year Greenwell and Brown were named captains.

SEASON RESULTS

2017-18 WOMEN'S BASKETBALL MEDIA GUIDE

RECORD:	OVERALL	HOME	AWAY	NEUTRAL
ALL GAMES	28-6	17-1	9-4	2-1
CONFERENCE	13-3	8-0	5-3	0-0
NON-CONFERENCE	15-3	9-1	4-1	2-1

DATE	TIME	OPPONENT	SCORE	ATTEND	HIGH POINTS	HIGH REBOUNDS
11-11-16	6:00 PM	at Liberty	W, 98-38	3741	(28)Rebecca Greenwell	(10)Erin Mathias
11-13-16	2:00 PM	PENN	W, 68-55	3263	(20)Lexie Brown	(14)Oderah Chidom
11-15-16	7:00 PM	LONGWOOD	W, 105-48	3007	(30)Rebecca Greenwell	(8)Kendall Cooper
11-17-16	7:00 PM	GRAND CANYON	W, 90-47	3040	(18)Oderah Chidom	(10)Rebecca Greenwell
11-20-16	2:00 PM	at Vanderbilt	L, 73-77	2841	(21)Lexie Brown	(8)Oderah Chidom
11-22-16	7:00 PM	OLD DOMINION	W, 92-64	3136	(32)Lexie Brown	(6)Kyra Lambert
						(6)Rebecca Greenwell
11-25-16	7:00 PM	at Long Beach State	W, 83-46	1057	(17)Lexie Brown	(12)Oderah Chidom
11-27-16	12:00 PM	at Pepperdine	W, 99-65	303	(31)Rebecca Greenwell	(10)Leaonna Odom
12-1-16	7:00 PM	at Rutgers	W, 68-32	2704	(11)Rebecca Greenwell	(7)Oderah Chidom
						(7)Kendall Cooper
12-4-16	2:00 PM	#3/3 SOUTH CAROLINA	W, 74-63	6036	(29)Rebecca Greenwell	(8)Oderah Chidom
12-8-16	7:00 PM	ELON	W, 68-61	3121	(25)Lexie Brown	(8)Kendall Cooper
12-21-16	7:00 PM	VILLANOVA	W, 68-50	3377	(18)Rebecca Greenwell	(9)Rebecca Greenwell
					(18)Lexie Brown	
12-29-16	7:00 PM	#17/23 KENTUCKY	W, 69-54	4121	(24)Lexie Brown	(10)Rebecca Greenwell
1-2-17	7:00 PM	* #8/8 LOUISVILLE	W, 58-55	3309	(17)Lexie Brown	(6)Rebecca Greenwell
						(6)Kyra Lambert
1-5-17	7:00 PM	* at Georgia Tech	W, 75-68	743	(25)Lexie Brown	(7)Kendall Cooper
1-8-17	3:00 PM	* at #6/8 Florida State	L, 45-69	6687	(12)Kyra Lambert	(6)Rebecca Greenwell
						(6)Crystal Primm
						(6)Leaonna Odom
1-12-17	7:00 PM	* NORTH CAROLINA	W, 70-58	6718	(15)Leaonna Odom	(8)Kendall Cooper
1-15-17	3:02 PM	* at #23/22 NC State	L, 52-55	4657	(11)Rebecca Greenwell	(7)Rebecca Greenwell
1-19-17	7:00 PM	* #17/16 VIRGINIA TECH	W, 84-59	3755	(29)Lexie Brown	(6)Kyra Lambert
						(6)Leaonna Odom
1-22-17	2:05 PM	* at Boston College	W, 67-44	1374	(22)Lexie Brown	(7)Oderah Chidom
1-26-17	7:02 PM	* at #8/9 Notre Dame	L, 58-62	8309	(22)Lexie Brown	(7)Leaonna Odom
						(7)Oderah Chidom
1-29-17	1:00 PM	* WAKE FOREST	W, 71-43	4008	(28)Lexie Brown	(11)Leaonna Odom
2-2-17	7:00 PM	* CLEMSON	W, 65-37	3564	(21)Rebecca Greenwell	(5)Oderah Chidom
						(5)Leaonna Odom
2-5-16	1:00 PM	* at Virginia	W, 70-51	4361	(21)Rebecca Greenwell	(6)Rebecca Greenwell
2-10-17	7:00 PM	* #20/19 SYRACUSE	W, 72-55	3809	(18)Rebecca Greenwell	(11)Lexie Brown
2-12-17	2:00 PM	* PITT	W, 62-48	4013	(18)Lexie Brown	(9)Leaonna Odom
2-16-17	7:00 PM	* at Wake Forest	W, 79-53	1118	(24)Lexie Brown	(8)Oderah Chidom
2-19-17	1:00 PM	* #16/17 MIAMI	W, 83-70	4153	(28)Lexie Brown	(13)Rebecca Greenwell
2-26-17	3:00 PM	* at North Carolina	W, 95-71	4221	(30)Rebecca Greenwell	(7)Kendall Cooper
						(7)Leaonna Odom
3-3-17	8:00 PM	\$ vs #21/20 Syracuse	W, 68-46	3600	(22)Lexie Brown	(9)Kyra Lambert
3-4-17	2:30 PM	\$ vs #16/16 Miami	W, 57-52	3600	(20)Lexie Brown	(8)Lexie Brown
3-5-17	1:00 PM	\$ vs #3/3 Notre Dame	L, 61-84	3600	(16)Lexie Brown	(5)Leaonna Odom
						(5)Oderah Chidom
						(5)Rebecca Greenwell
3-18-17	9:05 PM	HAMPTON	W, 94-31	2328	(26)Rebecca Greenwell	(10)Rebecca Greenwell
3-20-17	6:40 PM	^ OREGON	L, 65-74	1620	(25)Lexie Brown	(9)Rebecca Greenwell
						(9)Kendall Cooper

* = Conference game

\$ = ACC Tournament in Conway, S.C.

^ = NCAA Tournament in Durham, N.C.

ATTENDANCE SUMMARY	GAMES	TOTALS	AVG/GAME
HOME	18	66378	3688
AWAY	13	42116	3240
NEUTRAL	3	10800	3600
TOTAL	34	119294	3509

Overall Statistics

Record: 28-6 Home: 17-1 Away: 9-4 Neutral: 2-1

##	Player	GP	GS	TOTAL			3-PTS			FT	A	Pct	REBOUNDS				PF	DQ	AST	TO	Blk	Stl	Pts	PPG		
				Min	MPG	FG	A	Pct	FG				A	Pct	OR	DR									TR	RPG
04	Lexie Brown	34	34	1153	33.9	210	430	.488	73	183	.399	129	139	.928	12	114	126	3.7	51	0	131	92	1	96	622	18.3
23	Rebecca Greenwell	34	34	1143	33.6	187	422	.443	83	208	.399	100	114	.877	57	160	217	6.4	61	0	83	92	8	53	557	16.4
22	Oderah Chidom	34	23	755	22.2	124	230	.539	1	3	.333	28	52	.538	41	136	177	5.2	79	0	50	75	67	38	277	8.1
05	Leaonna Odom	34	17	784	23.1	115	212	.542	0	2	.000	46	72	.639	75	81	156	4.6	82	0	24	49	32	39	276	8.1
15	Kyra Lambert	33	33	992	30.1	98	225	.436	23	58	.397	39	53	.736	29	93	122	3.7	44	1	116	58	5	56	258	7.8
21	Kendall Cooper	34	23	664	19.5	94	173	.543	1	3	.333	30	46	.652	40	118	158	4.6	80	0	41	56	52	37	219	6.4
35	Erin Mathias	34	6	565	16.6	52	130	.400	0	1	.000	28	39	.718	42	75	117	3.4	65	0	39	38	20	20	132	3.9
13	Crystal Primm	33	0	363	11.0	25	67	.373	0	0	.000	34	53	.642	13	40	53	1.6	34	0	30	26	0	19	84	2.5
34	Lynnee Belton	29	0	187	6.4	12	34	.353	0	0	.000	21	37	.568	24	26	50	1.7	28	0	8	26	4	5	45	1.6
14	Faith Suggs	32	0	194	6.1	16	47	.340	2	21	.095	2	4	.500	8	17	25	0.8	16	0	8	8	0	13	36	1.1
TM	TEAM																									
	Total	34				933	1970	.474	183	479	.382	457	609	.750	387	929	1316	38.7	540	1	530	530	189	376	2506	73.7
	Opponents	34				686	2037	.337	210	801	.262	303	458	.662	465	693	1158	34.1	546	-	407	616	88	260	1885	55.4

Score by Periods	1	2	3	4	OT	Total
Duke University	641	564	687	614	--	2506
Opponents	492	395	490	508	--	1885

Atlantic Coast Conference Statistics

Record: 13-3 Home: 8-0 Away: 5-3 Finish: T2nd

##	Player	GP	GS	TOTAL			3-PTS			FT	A	Pct	REBOUNDS				PF	DQ	AST	TO	Blk	Stl	Pts	PPG		
				Min	MPG	FG	A	Pct	FG				A	Pct	OR	DR									TR	RPG
04	Lexie Brown	16	16	555	34.7	107	215	.498	36	88	.409	49	52	.942	5	54	59	3.7	23	0	61	45	0	43	299	18.7
23	Rebecca Greenwell	16	16	540	33.8	81	190	.426	33	89	.371	48	55	.873	25	73	98	6.1	26	0	36	40	4	28	243	15.2
15	Kyra Lambert	16	16	495	30.9	49	124	.395	10	32	.313	17	23	.739	9	49	58	3.6	19	0	54	32	4	26	125	7.8
22	Oderah Chidom	16	7	318	19.9	52	103	.505	0	2	.000	14	27	.519	16	53	69	4.3	33	0	22	30	23	13	118	7.4
05	Leaonna Odom	16	13	383	23.9	49	94	.521	0	0	.000	13	23	.565	33	49	82	5.1	40	0	10	21	20	22	111	6.9
21	Kendall Cooper	16	12	317	19.8	44	76	.579	0	0	.000	17	24	.708	20	52	72	4.5	36	0	15	29	25	16	105	6.6
35	Erin Mathias	16	0	258	16.1	16	49	.327	0	0	.000	10	16	.625	22	27	49	3.1	24	0	17	13	10	8	42	2.6
13	Crystal Primm	16	0	174	10.9	10	32	.313	0	0	.000	16	27	.593	6	19	25	1.6	18	0	14	13	0	9	36	2.3
14	Faith Suggs	15	0	91	6.1	7	22	.318	1	12	.083	2	4	.500	6	5	11	0.7	8	0	4	5	0	3	17	1.1
34	Lynnee Belton	14	0	69	4.9	4	14	.286	0	0	.000	2	6	.333	8	9	17	1.2	13	0	0	14	3	3	10	0.7
TM	TEAM																									
	Total	16				419	919	.456	80	223	.359	188	257	.732	171	419	590	36.9	240	0	233	246	89	171	1106	69.1
	Opponents	16				330	950	.347	94	372	.253	144	203	.709	212	351	563	35.2	246	-	191	288	38	119	898	56.1

Score by Periods	1	2	3	4	OT	Total
Duke University	279	236	324	267	--	1106
Opponents	234	199	224	241	--	898

Duke 98, Liberty 38

November 11, 2016
at Vines Center (Lynchburg, Va.)

Duke	FG	3FG	FT	REB	PF	TP	A	TO	B	S	Min
Chidom f	3-5	0-0	0-0	2-6	3	6	3	0	6	0	24
Mathias c	1-3	0-0	2-2	4-6	10	3	4	1	1	0	21
Brown g	4-12	1-6	0-1	2-5	2	9	2	2	0	3	28
Lambert g	4-7	2-3	3-4	1-0	1	3	13	5	0	0	28
Greenwell g	10-21	2-6	6-7	1-5	6	1	28	5	4	0	20
Odom	3-7	0-0	2-2	2-1	3	8	1	1	0	1	13
Primm	1-1	0-0	2-2	0-1	1	3	4	1	2	0	9
Suggs	2-4	0-1	0-0	1-1	2	3	4	1	1	0	14
Cooper	5-6	0-0	0-0	2-2	3	10	0	3	2	1	14
Belton	3-3	0-0	6-7	2-2	1	12	2	4	1	0	19
TEAM				1-2-3							
Totals	36-69	5-16	21-25	18-31	49	25	98	24	18	10	200
Pct.	52.2	31.3	84.0	DB: 2							

FG's (1Q: 7-14, 50.0%; 2Q: 10-20, 50.0%; 3Q: 9-20, 45.0%; 4Q: 10-15, 66.7%)
3FG's (1Q: 1-3, 33.3%; 2Q: 0-4, 0.0%; 3Q: 2-6, 33.3%; 4Q: 2-3, 66.7%)
FT's (1Q: 9-11, 81.8%; 2Q: 4-5, 80.0%; 3Q: 3-4, 75.0%; 4Q: 5-5, 100.0%)

Liberty	FG	3FG	FT	REB	PF	TP	A	TO	B	S	Min
Rettstatt f	1-7	0-3	2-4	1-2	3	4	0	0	0	2	23
Green f	1-4	0-0	0-0	1-2	3	2	0	1	0	0	23
Makurat f	3-7	1-1	2-2	1-1	2	9	0	2	0	1	28
Johnson g	0-8	0-0	1-2	0-2	1	1	0	2	0	1	24
Sellers g	1-5	0-2	2-4	3-0	1	4	3	6	0	0	27
Ballard	0-1	0-1	0-0	0-0	0	0	0	0	0	0	2
Crowder	0-2	0-1	0-0	0-0	1	0	0	2	0	0	5
Patton	0-4	0-4	4-4	0-1	0	4	1	0	0	1	14
Johnson-Graham	1-3	0-1	0-0	0-1	2	2	2	0	0	0	7
Vega	0-1	0-1	1-4	1-3	2	1	0	3	0	2	9
Ilic	0-4	0-3	2-4	0-2	2	2	1	4	0	0	15
Barbour	0-1	0-0	0-0	1-1	2	0	0	6	0	0	8
Woods	0-1	0-0	0-0	0-0	1	0	0	1	0	0	7
Reagan	4-5	0-0	1-2	1-0	1	2	9	0	0	0	8
TEAM				6-2-8							
Totals	11-53	1-17	15-26	15-17	32	38	5	30	0	7	200
Pct.	20.8	5.9	57.7	DB: 7							

FG's (1Q: 7-14, 50.0%; 2Q: 1-16, 6.3%; 3Q: 3-13, 23.1%; 4Q: 0-10, 0.0%)
3FG's (1Q: 1-5, 20.0%; 2Q: 0-6, 0.0%; 3Q: 0-0, 0.0%; 4Q: 0-6, 0.0%)
FT's (1Q: 3-4, 75.0%; 2Q: 4-6, 66.7%; 3Q: 6-12, 50.0%; 4Q: 2-4, 50.0%)

Officials: Lori Jones, Toni Patillo, Josh Howell
Attendance: 3,741 • Technical Fouls: Duke-Kendall Cooper

Score by Periods	1st	2nd	3rd	4th	Total
Duke	24	24	23	27	98
Liberty	18	6	12	2	38

Duke 90, Grand Canyon 47

November 17, 2016
at Cameron Indoor Stadium (Durham, N.C.)

GCU	FG	3FG	FT	REB	PF	TP	A	TO	B	S	Min
Laramie f	8-17	4-6	2-2	4-8	12	4	22	1	3	0	38
Daniels f	0-1	0-0	0-0	0-0	2	0	0	1	1	1	18
Baker g	1-8	0-6	0-0	1-1	2	2	6	8	0	1	28
Gajewski g	3-10	1-4	0-0	2-0	3	7	1	1	0	0	31
Marcos-C g	1-5	0-1	0-0	0-0	4	2	3	2	0	0	17
Touchard	1-5	1-4	0-0	0-1	3	3	0	1	0	0	17
Bloom	0-0	0-0	0-0	0-1	0	0	0	1	0	0	4
Rarrick	2-12	1-9	0-2	0-0	1	5	0	2	0	0	15
Murphy	0-0	0-0	0-0	0-0	1	0	0	0	0	0	3
Clark	0-0	0-0	0-2	0-0	0	0	0	0	0	0	1
Massaquoi	2-6	0-1	2-3	3-5	3	6	1	1	0	1	19
TEAM				2-2-4							
Totals	18-64	7-31	4-9	12-18	30	47	12	22	1	5	200
Pct.	28.1	22.6	44.4	DB: 4							

FG's (1Q: 7-16, 43.8%; 2Q: 3-19, 15.8%; 3Q: 5-16, 31.3%; 4Q: 3-13, 23.1%)
3FG's (1Q: 3-8, 37.5%; 2Q: 1-8, 12.5%; 3Q: 1-7, 14.3%; 4Q: 2-8, 25.0%)
FT's (1Q: 0-0, 0.0%; 2Q: 0-1, 0.0%; 3Q: 0-0, 0.0%; 4Q: 4-8, 50.0%)

Duke	FG	3FG	FT	REB	PF	TP	A	TO	B	S	Min
Chidom f	7-13	0-0	4-4	0-4	3	18	2	2	3	0	25
Mathias f	3-7	0-0	4-6	4-4	3	10	4	4	0	2	24
Brown g	2-7	0-3	3-4	0-3	2	7	0	0	2	3	33
Lambert g	6-10	2-2	3-4	3-2	0	17	3	0	0	2	25
Greenwell g	5-10	3-6	2-2	1-9	10	4	15	3	4	0	31
Odom	6-8	0-0	0-0	1-5	3	12	1	1	1	0	21
Primm	0-3	0-0	0-0	1-0	1	0	1	1	0	1	6
Suggs	2-2	0-0	0-0	1-1	1	4	0	0	0	2	11
Cooper	2-4	0-0	3-6	1-3	2	7	2	1	0	1	18
Belton	0-0	0-0	0-0	0-3	0	0	0	0	0	0	6
TEAM				1-2-3							
Totals	33-64	5-11	19-26	11-35	46	19	90	20	13	4	200
Pct.	51.6	45.5	73.1	DB: 9							

FG's (1Q: 9-15, 60.0%; 2Q: 7-17, 41.2%; 3Q: 7-14, 50.0%; 4Q: 10-18, 55.6%)
3FG's (1Q: 3-4, 75.0%; 2Q: 1-4, 25.0%; 3Q: 0-0, 0.0%; 4Q: 1-3, 33.3%)
FT's (1Q: 4-4, 100.0%; 2Q: 8-12, 66.7%; 3Q: 4-6, 66.7%; 4Q: 3-4, 75.0%)

Officials: Angela Lewis, Frank Steratore, Metta Roberts
Attendance: 3,040 • Technical Fouls: None

Score by Periods	1st	2nd	3rd	4th	Total
GCU	17	7	11	12	47
Duke	25	23	18	24	90

Duke 68, Penn 55

November 13, 2016
at Cameron Indoor Stadium (Durham, N.C.)

Penn	FG	3FG	FT	REB	PF	TP	A	TO	B	S	Min
Nwokedi f	8-18	3-6	5-8	7-4	11	4	24	2	6	1	30
Stipanovich c	5-13	0-0	4-6	5-7	12	4	14	0	3	4	34
Ross g	3-10	1-5	0-0	1-4	5	0	7	6	3	0	39
Chambers g	1-7	0-4	0-0	2-2	3	2	3	0	0	5	32
Whitlatch g	1-7	0-5	0-0	0-1	3	2	0	1	0	1	20
Falconer	0-0	0-0	0-2	0-0	1	0	0	0	0	0	4
Brzowski	1-3	1-2	0-0	0-1	0	3	1	0	0	0	12
Daley	0-2	0-1	0-0	1-0	1	0	1	0	0	0	3
Glasgow	1-4	1-4	0-0	0-0	0	3	0	0	0	0	5
Russell	0-0	0-0	0-0	0-2	0	0	0	0	1	0	12
Aghayere	0-1	0-0	0-0	0-0	2	0	0	0	1	0	9
TEAM				3-2-5							
Totals	20-65	6-27	9-16	19-23	42	17	55	13	15	6	200
Pct.	30.8	22.2	56.3	DB: 3							

FG's (1Q: 6-18, 33.3%; 2Q: 3-14, 21.4%; 3Q: 6-20, 30.0%; 4Q: 5-13, 38.5%)
3FG's (1Q: 0-3, 0.0%; 2Q: 2-10, 20.0%; 3Q: 2-8, 25.0%; 4Q: 2-6, 33.3%)
FT's (1Q: 2-3, 66.7%; 2Q: 1-4, 25.0%; 3Q: 2-3, 66.7%; 4Q: 4-6, 66.7%)

Duke	FG	3FG	FT	REB	PF	TP	A	TO	B	S	Min
Chidom f	4-8	0-0	0-0	4-10	14	2	8	4	2	3	32
Mathias f	1-5	0-0	0-0	2-3	3	2	2	2	0	0	16
Brown g	8-16	3-7	1-2	0-3	1	20	3	4	0	0	38
Lambert g	4-6	2-3	1-1	0-4	1	11	2	1	0	1	33
Greenwell g	5-16	2-6	5-6	4-4	2	17	2	2	0	1	36
Odom	2-4	0-0	4-6	2-1	3	8	1	1	1	1	17
Primm	0-1	0-0	0-0	0-0	0	0	1	0	0	1	7
Suggs	0-0	0-0	0-0	0-0	0	0	0	0	0	0	0
Cooper	0-2	0-0	0-0	0-2	3	0	1	1	1	0	11
Belton	1-3	0-0	0-2	1-3	1	2	0	0	0	0	10
TEAM				2-0-2							
Totals	25-61	7-16	11-17	15-30	45	16	68	16	16	6	200
Pct.	41.0	43.8	64.7	DB: 4							

FG's (1Q: 9-21, 42.9%; 2Q: 4-16, 25.0%; 3Q: 5-12, 41.7%; 4Q: 7-12, 58.3%)
3FG's (1Q: 4-7, 57.1%; 2Q: 0-3, 0.0%; 3Q: 1-2, 50.0%; 4Q: 2-4, 50.0%)
FT's (1Q: 4-7, 57.1%; 2Q: 1-4, 25.0%; 3Q: 4-4, 100.0%; 4Q: 2-2, 100.0%)

Officials: Jennifer Rezac, Daryl Humphry, Maggie Tieman
Attendance: 3,263 • Technical Fouls: None

Score by Periods	1st	2nd	3rd	4th	Total
Penn	14	9	16	16	55
Duke	26	9	15	18	68

Vanderbilt 77, Duke 73

Duke 83, Long Beach State 46

November 25, 2016
at Walter Pyramid (Long Beach, Calif.)

Duke	FG	3FG	FT	REB	PF	TP	A	TO	B	S	Min
Cooper f	1-2	0-0	0-0	1-4-5	4	2	1	0	2	1	18
Chidom f	7-8	0-0	0-0	4-8-12	2	14	1	3	3	2	29
Brown g	4-12	3-8	6-6	1-0-1	2	17	2	3	0	1	22
Lambert g	3-4	1-1	1-2	1-4-5	2	8	5	5	0	5	31
Greenwell g	5-9	2-5	2-3	0-4-4	1	14	4	1	0	0	30
Odom	5-8	0-0	2-2	1-3-4	2	12	1	3	2	0	29
Primm	0-0	0-0	0-0	0-2-2	0	0	2	2	0	0	9
Suggs	2-4	1-2	0-0	1-0-1	0	5	1	0	0	2	6
Belton	1-1	0-0	1-2	2-3-5	2	3	2	1	0	1	10
Mathias	4-4	0-0	0-0	0-3-3	2	8	1	1	0	0	16
TEAM	1-5-6										
Totals	32-52	7-16	12-15	12-36-48	17	83	20	19	7	12	200
Pct.	61.5	43.8	80.0	DB: 2							

FG's (1Q: 8-11, 72.7%; 2Q: 7-13, 53.8%; 3Q: 9-12, 75.0%; 4Q: 8-16, 50.0%)
3FG's (1Q: 1-2, 50.0%; 2Q: 2-5, 40.0%; 3Q: 3-5, 60.0%; 4Q: 1-4, 25.0%)
FT's (1Q: 2-2, 100.0%; 2Q: 1-3, 33.3%; 3Q: 6-6, 100.0%; 4Q: 3-4, 75.0%)

Long Beach St	FG	3FG	FT	REB	PF	TP	A	TO	B	S	Min
Sawyer f	0-1	0-0	3-2-5	2	2	2	1	0	1	0	17
Montgomery f	2-8	0-1	2-5	2-1-3	1	6	2	3	0	2	19
Hascheff g	2-7	1-3	2-2	0-1-1	1	7	1	2	0	0	25
Benton g	0-5	0-4	3-4	2-0-2	1	3	1	2	0	0	16
Kim g	1-2	1-1	0-0	0-0-0	2	3	2	1	0	3	21
Gertz	2-9	2-9	0-0	0-0-0	0	6	0	0	0	1	17
Webster	2-7	2-7	1-2	1-0-1	1	7	0	1	0	1	18
Jackson	3-8	2-4	0-0	3-2-5	2	8	0	0	0	0	20
Mccowan	0-1	0-1	0-0	1-0-1	2	0	2	0	0	0	10
Turner	0-1	0-1	0-0	1-1-1	4	0	0	2	0	0	9
Wilson	1-4	1-2	0-0	0-1-1	1	3	1	0	1	0	14
Henry	0-2	0-0	1-4	0-1-0	1	0	1	1	1	1	14
TEAM	2-1-3										
Totals	14-60	9-34	9-17	15-9-24	17	46	11	13	2	9	200
Pct.	23.3	26.5	52.9	DB: 3							

FG's (1Q: 4-16, 25.0%; 2Q: 2-14, 14.3%; 3Q: 3-14, 21.4%; 4Q: 5-16, 31.3%)
3FG's (1Q: 1-7, 14.3%; 2Q: 1-9, 11.1%; 3Q: 2-5, 40.0%; 4Q: 5-13, 38.5%)
FT's (1Q: 2-5, 40.0%; 2Q: 2-2, 100.0%; 3Q: 5-8, 62.5%; 4Q: 0-2, 0.0%)

Officials: Janetta Graham, Shelley Nakasone, Gordon Torigoe
Attendance: 1,057 • Technical Fouls: None

Score by Periods	1st	2nd	3rd	4th	Total
Duke	19	17	27	20	83
Long Beach State	11	7	13	15	46

Duke 99, Pepperdine 65

November 27, 2016
at Firestone Fieldhouse (Malibu, Calif.)

Duke	FG	3FG	FT	REB	PF	TP	A	TO	B	S	Min
Chidom f	5-5	0-0	1-5	1-2-3	3	11	0	1	4	1	20
Cooper c	5-10	0-0	2-2	4-5-9	3	12	4	0	4	1	29
Brown g	5-15	2-9	2-2	1-1-2	2	14	12	4	0	4	32
Lambert g	2-5	2-4	2-2	3-3-6	0	8	6	3	0	5	26
Greenwell g	11-20	8-16	1-1	3-5-8	1	31	1	1	0	0	35
Odom	7-13	0-1	2-4	9-11-10	2	16	0	0	0	0	22
Primm	0-0	0-0	0-0	0-0-0	1	0	1	0	0	0	6
Suggs	0-2	0-1	0-0	0-1-1	0	0	0	0	0	1	7
Belton	0-1	0-0	1-4	1-0-1	2	1	1	0	0	0	10
Mathias	2-4	0-0	2-2	0-2-2	3	6	1	0	0	0	13
TEAM	0-3-3										
Totals	37-75	12-31	13-22	22-23-45	17	99	26	10	8	12	200
Pct.	49.3	38.7	59.1	DB: 6							

FG's (1Q: 12-21, 57.1%; 2Q: 10-19, 52.6%; 3Q: 8-19, 42.1%; 4Q: 7-16, 43.8%)
3FG's (1Q: 4-11, 36.4%; 2Q: 3-6, 50.0%; 3Q: 3-7, 42.9%; 4Q: 2-7, 28.6%)
FT's (1Q: 1-3, 33.3%; 2Q: 4-6, 66.7%; 3Q: 4-8, 50.0%; 4Q: 4-5, 80.0%)

Pepperdine	FG	3FG	FT	REB	PF	TP	A	TO	B	S	Min
Robinson-Bacole f	2-7	0-0	5-6	0-3-3	4	9	1	5	1	0	28
House c	1-4	0-0	2-4	6-6-12	5	4	0	2	1	1	30
Bordonaro g	8-18	7-10	0-0	1-2-3	1	23	4	3	0	0	36
Green g	7-13	3-4	0-0	2-1-3	3	17	3	3	0	1	33
Sitangan g	1-3	0-0	4-4	2-2-4	1	6	6	1	0	2	30
Jacobs	0-1	0-1	0-0	0-0-0	0	0	1	0	0	0	3
Fecoco	2-8	1-5	0-0	1-3-4	2	5	1	5	0	1	18
Sleezer	0-1	0-0	1-2	0-1-1	1	1	0	4	0	0	17
Blair	0-1	0-0	0-0	1-0-1	2	0	0	1	0	0	5
TEAM	2-1-3										
Totals	21-56	11-20	12-16	15-19-34	19	65	16	24	2	5	200
Pct.	37.5	55.0	75.0	DB: 1							

FG's (1Q: 4-15, 26.7%; 2Q: 6-13, 46.2%; 3Q: 6-14, 42.9%; 4Q: 5-14, 35.7%)
3FG's (1Q: 3-7, 42.9%; 2Q: 2-2, 100.0%; 3Q: 3-5, 60.0%; 4Q: 3-6, 50.0%)
FT's (1Q: 4-6, 66.7%; 2Q: 3-4, 75.0%; 3Q: 3-4, 75.0%; 4Q: 2-2, 100.0%)

Officials: Karen Lasuik, Shelley Nakasone, Lorena Ahumada
Attendance: 303 • Technical Fouls: None

Score by Periods	1st	2nd	3rd	4th	Total
Duke	29	27	23	20	99
Pepperdine	15	17	18	15	65

Duke 88, Rutgers 32

December 1, 2016
at Rutgers Athletic Center (Piscataway, N.J.)

Duke	FG	3FG	FT	REB	PF	TP	A	TO	B	S	Min
Cooper f	3-5	0-0	2-2	1-6-7	1	8	2	1	3	1	23
Chidom f	4-6	0-0	1-4	1-6-7	4	9	0	3	1	3	22
Brown g	4-6	1-2	0-0	1-4-3	2	9	2	1	0	3	31
Lambert g	4-7	0-1	1-2	0-5-5	0	9	4	2	0	0	27
Greenwell g	3-9	3-7	2-2	2-4-6	2	11	5	3	0	1	28
Odom	3-3	0-0	1-2	3-0-3	1	7	0	0	1	1	22
Primm	1-1	0-0	2-2	0-2-2	1	4	0	3	0	1	13
Suggs	0-1	0-0	0-0	0-2-2	1	0	1	0	0	0	8
Belton	1-3	0-0	4-6	0-1-1	2	6	0	1	0	0	12
Mathias	1-2	0-0	3-4	0-1-1	3	5	1	2	0	0	14
TEAM	0-2-2										
Totals	24-43	4-10	16-24	8-32-40	17	68	15	16	5	10	200
Pct.	55.8	40.0	66.7	DB: 5							

FG's (1Q: 9-15, 60.0%; 2Q: 4-9, 44.4%; 3Q: 7-10, 70.0%; 4Q: 4-9, 44.4%)
3FG's (1Q: 4-7, 57.1%; 2Q: 0-2, 0.0%; 3Q: 0-0, 0.0%; 4Q: 0-1, 0.0%)
FT's (1Q: 2-2, 100.0%; 2Q: 7-10, 70.0%; 3Q: 4-8, 50.0%; 4Q: 3-4, 75.0%)

Rutgers	FG	3FG	FT	REB	PF	TP	A	TO	B	S	Min
Jeune f	3-10	2-6	0-0	1-0-1	5	8	0	4	0	0	21
Keeling c	1-7	0-0	1-2	2-0-2	4	3	0	3	1	2	28
Hill g	0-1	0-0	0-0	0-1-0	0	0	0	2	0	1	18
Parker g	2-6	1-3	2-2	0-1-1	1	7	1	3	0	0	27
Sanders g	1-9	0-5	0-0	1-2-3	2	2	6	4	0	1	33
Rollins	1-4	0-0	0-0	1-0-1	0	2	0	0	0	1	12
Barber	3-9	0-0	0-4	3-5-8	2	6	2	1	0	1	26
Harris	2-4	0-0	0-0	0-5-5	4	4	1	1	0	1	28
Wallace	0-2	0-0	0-0	0-0-0	2	0	0	1	0	1	7
TEAM	2-0-2										
Totals	13-52	3-15	3-8	10-14-24	20	32	10	19	1	8	200
Pct.	25.0	20.0	37.5	DB: 2							

FG's (1Q: 2-13, 15.4%; 2Q: 3-12, 25.0%; 3Q: 5-16, 31.3%; 4Q: 3-11, 27.3%)
3FG's (1Q: 1-4, 25.0%; 2Q: 0-4, 0.0%; 3Q: 1-3, 33.3%; 4Q: 1-4, 25.0%)
FT's (1Q: 0-0, 0.0%; 2Q: 2-2, 100.0%; 3Q: 0-2, 0.0%; 4Q: 1-4, 25.0%)

Officials: Tina Napier, Brian Carland, Mark Resch
Attendance: 2,704 • Technical Fouls: None

Score by Periods	1st	2nd	3rd	4th	Total
Duke	24	15	18	11	68
Rutgers	5	8	11	8	32

Duke 74, (#3) South Carolina 63

December 4, 2016
at Cameron Indoor Stadium (Durham, N.C.)

Duke	FG	3FG	FT	REB	PF	TP	A	TO	B	S	Min
Cooper f	1-2	0-0	0-1	1-1-2	3	2	2	0	0	0	9
Chidom f	7-14	1-1	0-0	3-5-8	0	15	1	2	2	1	31
Brown g	3-11	0-3	0-0	0-0-0	3	6	2	6	0	1	37
Lambert g	4-5	0-0	2-2	0-2-2	0	10	2	1	0	1	34
Greenwell g	9-15	4-7	7-8	0-3-3	3	29	0	2	0	3	37
Odom	3-8	0-1	0-0	3-3-6	2	6	1	0	0	5	27
Belton	0-1	0-0	0-0	2-2-2	1	0	1	0	0	0	7

#[15] Duke 69, #[17] Kentucky 54

December 29, 2016
at Cameron Indoor Stadium (Durham, N.C.)

Duke	FG	3FG	FT	REB	PF	TP	A	TO	B	S	Min	
Odom f	2-5	0-0	0-0	1-3-4	2	4	1	2	2	1	14	
Chidom f	5-6	0-0	1-1	1-2-3	3	11	2	7	2	1	33	
Brown g	6-12	4-7	8-8	1-1-2	2	24	1	3	0	5	37	
Lambert g	1-5	1-2	2-2	0-1-1	0	5	1	0	0	1	34	
Greenwell g	3-9	1-4	3-4	0-10-10	2	10	5	5	0	1	37	
Primm	0-1	0-0	0-0	0-2-2	1	0	0	0	0	2	11	
Suggs	0-0	0-0	0-0	0-0-0	0	0	0	0	0	0	1	
Cooper	5-6	0-0	0-1	0-2-2	2	10	3	1	0	1	17	
Belton	0-0	0-0	1-2	0-0-0	0	1	0	1	0	0	2	
Mathias	2-6	0-0	0-0	2-4-6	2	4	2	2	0	0	14	
TEAM				1-3-4								
Totals	24-50	6-13	15-18	6-28-34	14	69	15	4	12	200		
Pct.	48.0	46.2	83.3	DB: 2								

FG's (1Q: 6-16, 37.5%; 2Q: 7-11, 63.6%; 3Q: 4-10, 40.0%; 4Q: 7-13, 53.8%)
3FG's (1Q: 1-3, 20.0%; 2Q: 2-3, 66.7%; 3Q: 3-5, 60.0%; 4Q: 0-0, 0.0%)
FT's (1Q: 3-4, 75.0%; 2Q: 5-5, 100.0%; 3Q: 1-2, 50.0%; 4Q: 6-7, 85.7%)

Kentucky	FG	3FG	FT	REB	PF	TP	A	TO	B	S	Min	
Akhtar f	0-3	0-0	1-2	5-10-15	2	1	1	3	0	4	30	
Rice c	0-3	0-0	2-6	3-2-5	4	2	1	5	1	0	20	
Morris g	3-15	1-7	4-4	0-3-3	3	11	0	3	1	1	31	
Murray g	6-15	2-2	4-4	3-1-4	1	18	1	2	0	1	37	
Epps g	5-13	0-0	2-2	2-1-3	2	12	2	4	0	3	38	
Hardin	1-1	1-1	0-0	0-0-0	1	3	0	0	0	0	5	
Poffenberger	0-0	0-0	0-0	0-0-0	0	0	0	0	0	0	1	
Cann	2-8	1-5	0-0	0-4-4	1	5	1	1	0	5	32	
Roper	1-2	0-1	0-0	0-0-0	1	2	0	0	0	1	6	
TEAM				2-0-2	1							
Totals	18-60	5-16	13-18	15-21-36	15	54	6	18	2	15	200	
Pct.	30.0	31.3	72.2	DB: 4								

FG's (1Q: 5-14, 35.7%; 2Q: 7-12, 58.3%; 3Q: 3-16, 18.8%; 4Q: 3-18, 16.7%)
3FG's (1Q: 1-3, 33.3%; 2Q: 2-4, 50.0%; 3Q: 1-4, 25.0%; 4Q: 1-5, 20.0%)
FT's (1Q: 3-4, 75.0%; 2Q: 2-4, 50.0%; 3Q: 2-6, 83.3%; 4Q: 3-4, 75.0%)

Officials: Joseph Vaszily, Billy Smith, Carla Fountain
Attendance: 4,121 • Technical Fouls: None

Score by Periods	1st	2nd	3rd	4th	Total
Duke	16	21	12	20	69
Kentucky	14	18	12	10	54

#[13] Duke 58, #[8] Louisville 55

January 2, 2017
at Cameron Indoor Stadium (Durham, N.C.)

Duke	FG	3FG	FT	REB	PF	TP	A	TO	B	S	Min	
Odom f	1-3	0-0	0-0	0-1-1	1	2	2	2	0	0	18	
Chidom f	3-7	0-0	0-2	0-1-1	1	6	1	0	1	0	23	
Brown g	4-14	2-9	7-7	0-3-3	2	17	4	5	0	4	39	
Lambert g	4-7	1-2	0-0	0-6-6	1	9	3	1	0	5	37	
Greenwell g	4-10	1-3	1-2	1-5-6	0	10	2	2	0	1	38	
Primm	1-1	0-0	0-0	0-1-1	0	2	1	0	0	0	6	
Cooper	4-6	0-0	0-0	0-3-3	1	8	0	0	2	3	22	
Belton	1-1	0-0	0-0	0-1-1	0	2	0	1	0	0	7	
Mathias	1-3	0-0	0-0	0-0-0	1	2	1	1	0	0	10	
TEAM				2-1-3								
Totals	23-52	4-14	8-11	3-22-25	7	58	14	12	3	13	200	
Pct.	44.2	28.6	72.7	DB: 3.1								

FG's (1Q: 7-16, 43.8%; 2Q: 3-12, 25.0%; 3Q: 7-12, 58.3%; 4Q: 6-12, 50.0%)
3FG's (1Q: 1-5, 20.0%; 2Q: 1-2, 50.0%; 3Q: 1-5, 20.0%; 4Q: 1-2, 50.0%)
FT's (1Q: 0-0, 0.0%; 2Q: 1-2, 50.0%; 3Q: 3, 100.0%; 4Q: 4-6, 66.7%)

Louisville	FG	3FG	FT	REB	PF	TP	A	TO	B	S	Min	
Hines-Allen f	8-16	0-0	0-0	3-9-12	2	16	2	1	0	1	32	
Moore f	5-10	4-8	0-0	0-4-4	0	14	3	7	0	1	35	
Walton f	2-2	0-0	0-0	2-4-6	3	4	2	2	0	1	34	
Jackson g	1-6	0-2	0-0	0-1-1	5	2	4	2	0	1	25	
Durr g	5-18	2-12	3-3	0-0-0	2	15	1	2	1	3	39	
Fuehring	2-2	0-0	0-0	1-3-4	3	4	0	1	0	0	8	
Zambrotta	0-1	0-1	0-0	0-0-0	0	0	0	0	0	0	1	
T. Johnson	0-1	0-0	0-0	1-2-3	2	0	1	2	0	0	15	
Jones	0-1	0-0	0-0	1-0-1	0	0	1	0	0	0	6	
C. Johnson	0-1	0-0	0-0	1-2-3	0	0	0	1	0	0	5	
TEAM				2-1-3	1							
Totals	23-58	6-23	3-3	11-26-37	17	55	14	19	1	7	200	
Pct.	39.7	26.1	100	DB: 1								

FG's (1Q: 5-16, 31.3%; 2Q: 6-17, 35.3%; 3Q: 8-13, 61.5%; 4Q: 4-12, 33.3%)
3FG's (1Q: 2-7, 28.6%; 2Q: 0-3, 0.0%; 3Q: 3-6, 50.0%; 4Q: 1-7, 14.3%)
FT's (1Q: 0-0, 0.0%; 2Q: 1-1, 100.0%; 3Q: 0-0, 0.0%; 4Q: 2-2, 100.0%)

Officials: Bryan Brunette, Mark Zentz, Norma Jones
Attendance: 3,309 • Technical Fouls: None

Score by Periods	1st	2nd	3rd	4th	Total
Duke	15	8	18	17	58
Louisville	12	13	19	11	55

#[13] Duke 75, Georgia Tech 68

January 5, 2017
at McCamish Pavilion (Atlanta, Ga.)

Duke	FG	3FG	FT	REB	PF	TP	A	TO	B	S	Min	
Brown g	9-17	3-5	4-4	0-4-4	3	25	4	2	0	7	37	
Odom f	0-2	0-0	0-0	0-0-0	3	0	1	0	2	0	9	
Lambert g	4-7	1-2	1-2	0-5-5	1	10	2	3	0	3	36	
Chidom f	5-7	0-0	2-4	3-1-4	2	12	4	6	4	1	32	
Greenwell g	5-10	1-5	6-8	1-4-5	2	17	1	4	0	2	38	
Primm	1-1	0-0	1-1	0-0-0	1	3	0	1	0	0	7	
Suggs	0-0	0-0	0-0	0-0-0	0	0	0	0	0	0	1	
Cooper	2-3	0-0	0-0	1-6-7	3	4	1	2	1	0	15	
Belton	0-1	0-0	2-2	1-0-1	2	2	0	2	0	0	9	
Mathias	1-2	0-0	0-0	2-3-5	1	2	2	3	2	1	16	
TEAM				0-1-1								
Totals	27-50	5-12	16-21	8-24-32	18	75	15	23	9	14	200	
Pct.	54.0	41.7	76.2	DB: 5.2								

FG's (1Q: 7-12, 58.3%; 2Q: 6-14, 42.9%; 3Q: 6-12, 50.0%; 4Q: 8-12, 66.7%)
3FG's (1Q: 4-6, 66.7%; 2Q: 0-3, 0.0%; 3Q: 0-1, 0.0%; 4Q: 1-2, 50.0%)
FT's (1Q: 2-4, 50.0%; 2Q: 3-3, 100.0%; 3Q: 6-8, 75.0%; 4Q: 5-6, 83.3%)

Georgia Tech	FG	3FG	FT	REB	PF	TP	A	TO	B	S	Min	
Edefierikofa f	1-3	0-0	0-0	3-0-3	3	2	0	2	0	0	15	
Pan f	8-19	3-11	4-7	4-5-9	3	23	0	4	0	3	34	
Tilford g	0-10	0-4	2-2	0-2-2	3	2	5	2	0	5	33	
Scott g	1-3	0-0	1-1	3-0-3	0	3	0	1	0	1	16	
Peresson g	0-5	0-5	2-3	0-2-2	1	2	1	2	0	0	16	
Pugh	8-9	0-0	1-2	3-3-6	4	17	0	3	0	5	24	
Cook	0-1	0-0	2-2	0-0-0	0	2	0	2	0	2	6	
Diouf	0-0	0-0	0-0	0-0-0	0	0	0	0	0	0	1	
Vuckovic	0-1	0-0	0-0	1-1-1	1	0	1	1	0	1	18	
Sweeney	4-10	3-9	0-0	0-1-1	3	11	1	1	0	0	13	
Guimaraes	0-0	0-0	0-0	0-0-0	0	0	0	0	0	0	1	
O'Neil	2-5	0-0	2-4	2-0-2	5	6	1	3	1	1	23	
TEAM				5-0-5								
Totals	24-66	6-29	14-21	20-14-34	23	68	9	21	1	19	200	
Pct.	36.4	20.7	66.7	DB: 3.1								

FG's (1Q: 7-15, 46.7%; 2Q: 4-14, 28.6%; 3Q: 6-17, 35.3%; 4Q: 7-20, 35.0%)
3FG's (1Q: 2-6, 33.3%; 2Q: 0-5, 0.0%; 3Q: 0-5, 0.0%; 4Q: 4-13, 30.8%)
FT's (1Q: 6-7, 85.7%; 2Q: 4-6, 66.7%; 3Q: 1-1, 100.0%; 4Q: 3-7, 42.9%)

Officials: Maj Forsberg, Luis Gonzalez, Daryl Humphrey
Attendance: 743 • Technical Fouls: None

Score by Periods	1st	2nd	3rd	4th	Total
Duke	20	15	18	22	75
Georgia Tech	22	12	13	11	68

#[13] Duke 45, #[6] Florida State 69

January 8, 2017
at The Tucker Center (Tallahassee, Fla.)

Duke	FG	3FG	FT	REB	PF	TP	A	TO	B	S	Min
Odom f	3-7	0-0	1-2	4-2-6	2	7	0	1	0	2	31
Chidom f	0-5	0-1	0-0	0-0-0	1	0	0	1	0	0	10
Brown g	2-10	0-5	4-4	2-3-5	1	8	1	4	0	2	35
Lambert g	5-12	0-2	2-2	1-1-2	0	12	2	3	1	1	33
Greenwell g	0-5	0-3	2-2	1-5-6	2	2	0	3	0	0	31
Primm	1-8	0-0	4-4	4-2-6	4	6	0	1	0	1	14
Suggs	1-1	0-0	0-0	1-0-1	0	2	0	0	0	0	6
Cooper	2-5	0-0	2-2	1-2-3	1	6	1	4	2	1	18
Belton	0-3	0-0	0-0	1-1-2	1	0	0	2	0	0	6
Mathias	1-3	0-0	0-0	2-0-2	1	2	0	2	0	0	16

[#15] Duke 84, [#17] Virginia Tech 59

January 19, 2017
at Cameron Indoor Stadium (Durham, N.C.)

Duke	FG	3FG	FT	REB	PF	TP	A	TO	B	S	Min
Odom f	3-4	0-0	2-2	1-5-6	3	8	1	2	4	1	21
Cooper f	3-6	0-0	2-2	1-4-5	1	8	0	1	1	0	28
Brown g	10-16	3-4	6-6	0-3-3	1	29	4	0	0	3	31
Lambert g	4-9	2-3	0-0	0-6-6	1	10	3	2	1	2	34
Greenwell g	5-10	2-5	6-6	4-1-5	2	18	4	2	0	3	30
Primm	2-3	0-0	0-0	0-1-1	2	4	0	1	0	2	19
Suggs	0-1	0-0	0-0	0-0-0	1	0	0	0	0	0	6
Chidom	1-5	0-0	1-1	0-3-3	2	3	1	1	1	0	10
Belton	0-1	0-0	0-0	0-0-0	0	0	0	1	0	0	4
Mathias	2-4	0-0	0-0	0-4-4	2	4	0	1	0	0	17
TEAM				1-1-2							1
Totals	30-59	7-12	17-17	7-28-35	15	84	14	11	8	11	200
Pct.	50.8	58.3	100.0	DB: 0							

FG's (1Q: 6-16, 37.5%; 2Q: 9-15, 60.0%; 3Q: 10-14, 71.4%; 4Q: 5-14, 35.7%)
3FG's (1Q: 2-4, 50.0%; 2Q: 2-4, 50.0%; 3Q: 3-3, 100.0%; 4Q: 0-1, 0.0%)
FT's (1Q: 2-2, 100.0%; 2Q: 2-2, 100.0%; 3Q: 9-9, 100.0%; 4Q: 4-4, 100.0%)

Virginia Tech	FG	3FG	FT	REB	PF	TP	A	TO	B	S	Min
Cook f	5-16	0-3	5-6	6-6-12	3	15	1	2	0	0	31
Magarity f	5-10	1-2	2-4	5-6-11	2	13	1	1	1	1	35
Panousis g	2-6	1-5	0-0	0-1-1	2	5	2	0	0	0	23
Hicks g	2-4	0-0	0-0	1-2-3	3	4	2	6	0	0	30
Hill g	2-14	1-9	2-2	1-2-3	5	7	2	4	0	0	32
Brooks	5-13	5-12	0-0	0-2-2	1	15	0	1	0	1	26
Kinder	0-2	0-0	0-0	1-2-3	0	0	1	1	0	0	13
Nahodil	0-0	0-0	0-0	0-0-0	1	0	1	1	1	0	10
TEAM				1-1-2							1
Totals	21-65	8-31	9-12	15-22-37	17	59	10	17	2	2	200
Pct.	32.3	25.8	75.0	DB: 4							

FG's (1Q: 8-18, 44.4%; 2Q: 4-13, 30.8%; 3Q: 5-17, 29.4%; 4Q: 4-17, 32.3%)
3FG's (1Q: 2-5, 40.0%; 2Q: 2-7, 28.6%; 3Q: 3-8, 37.5%; 4Q: 1-11, 9.1%)
FT's (1Q: 3-4, 75.0%; 2Q: 1-2, 50.0%; 3Q: 2-2, 100.0%; 4Q: 3-4, 75.0%)

Officials: Dee Kanter, Angelica Suffren, Jules Gallien
Attendance: 3,755 • Technical Fouls: None

Score by Periods	1st	2nd	3rd	4th	Total
Duke	16	22	32	14	84
Virginia Tech	21	11	15	12	59

[#15] Duke 67, Boston College 44

January 22, 2017
at Silvio O. Conte Forum (Chestnut Hill, Mass.)

Duke	FG	3FG	FT	REB	PF	TP	A	TO	B	S	Min
Odom f	1-3	0-0	0-2	0-3-3	3	2	0	1	0	1	16
Cooper c	3-4	0-0	0-0	0-6-6	3	6	1	4	3	2	25
Brown g	10-17	2-5	0-0	1-2-3	0	22	1	0	0	3	33
Lambert g	5-6	3-3	0-0	1-0-1	2	13	1	2	0	2	25
Greenwell g	5-16	2-6	2-2	0-5-5	0	14	3	4	0	3	34
Primm	1-3	0-0	0-0	0-0-0	2	2	0	0	0	0	7
Suggs	0-2	0-1	0-0	1-0-1	0	0	0	3	0	1	10
Chidom	4-9	0-0	0-0	0-5-7	4	8	4	2	0	2	25
Belton	0-0	0-0	0-0	0-2-2	2	0	0	0	1	0	5
Mathias	0-4	0-0	0-2	2-3-5	0	6	0	0	0	0	17
TEAM				4-3-7							
Totals	29-64	7-15	2-6	11-29-40	16	67	18	16	4	14	200
Pct.	45.3	46.7	33.3	DB: 2							

FG's (1Q: 6-16, 37.5%; 2Q: 9-15, 60.0%; 3Q: 10-14, 71.4%; 4Q: 5-14, 35.7%)
3FG's (1Q: 2-4, 50.0%; 2Q: 2-4, 50.0%; 3Q: 3-3, 100.0%; 4Q: 0-1, 0.0%)
FT's (1Q: 2-2, 100.0%; 2Q: 2-2, 100.0%; 3Q: 9-9, 100.0%; 4Q: 4-4, 100.0%)

Boston Col.	FG	3FG	FT	REB	PF	TP	A	TO	B	S	Min
Guy f	0-3	0-0	0-0	3-1-4	4	0	0	8	1	0	16
Edwards f	2-6	0-2	5-5	3-3-6	0	9	3	2	0	2	37
Fasoula c	2-9	0-0	2-2	1-6-7	1	6	1	2	3	0	33
Ortlepp g	1-6	1-4	5-5	0-3-3	1	8	3	1	0	1	29
Hughes g	5-18	2-11	2-2	1-4-5	0	14	0	3	1	4	36
Jones	0-1	0-0	0-0	0-1-1	0	0	1	1	0	0	5
Pineau	1-3	0-0	0-2	1-2-3	3	2	0	2	1	0	23
Taylor	0-1	0-0	0-2	0-0-0	0	0	0	0	0	0	2
Mosetti	0-0	0-0	0-0	0-1-1	1	0	1	3	0	0	6
Deley	2-5	1-2	0-0	2-2-4	0	5	0	2	0	2	10
Quandt	0-0	0-0	0-0	0-0-0	0	0	0	0	0	1	3
TEAM				1-3-4							1
Totals	13-52	4-19	14-18	12-26-38	10	44	9	25	6	10	200
Pct.	25.0	21.1	77.8	DB: 2							

FG's (1Q: 3-11, 27.3%; 2Q: 5-16, 31.3%; 3Q: 2-12, 16.7%; 4Q: 3-13, 23.1%)
3FG's (1Q: 1-5, 20.0%; 2Q: 1-6, 16.7%; 3Q: 1-4, 25.0%; 4Q: 1-4, 25.0%)
FT's (1Q: 5-5, 100.0%; 2Q: 5-5, 100.0%; 3Q: 4-4, 100.0%; 4Q: 0-4, 0.0%)

Officials: Dee Kanter, Jeffrey Smith, Shannon Feck
Attendance: 1,374 • Technical Fouls: None

Score by Periods	1st	2nd	3rd	4th	Total
Duke	11	18	23	15	67
Boston College	12	16	9	7	44

[#14] Duke 58, [#8] Notre Dame 62

January 26, 2017
at Purcell Pavilion at the Joyce Center (South Bend, Ind.)

Duke	FG	3FG	FT	REB	PF	TP	A	TO	B	S	Min
Odom f	5-8	0-0	2-5	5-2-7	3	12	0	1	1	3	20
Cooper f	1-2	0-0	0-0	2-0-2	3	2	0	0	0	0	9
Brown g	8-19	4-9	2-2	0-2-2	2	22	4	5	0	2	40
Lambert g	1-8	0-1	0-0	1-2-3	2	2	4	2	0	1	34
Greenwell g	3-9	2-5	3-4	3-3-6	2	11	2	3	0	1	39
Primm	0-0	0-0	0-0	0-0-0	0	0	0	0	0	0	7
Suggs	0-0	0-0	0-0	0-1-1	1	0	0	0	0	0	6
Chidom	3-6	0-0	1-2	1-6-7	1	7	1	3	3	4	26
Belton	0-1	0-0	0-0	1-0-1	0	0	0	0	0	0	2
Mathias	1-4	0-0	0-0	1-3-4	1	2	0	1	2	0	22
TEAM				2-2-4							
Totals	22-57	6-15	8-13	16-21-37	15	58	11	15	6	11	200
Pct.	38.6	40.0	61.5	DB: 1							

FG's (1Q: 10-18, 55.6%; 2Q: 3-16, 18.8%; 3Q: 4-10, 40.0%; 4Q: 5-13, 38.5%)
3FG's (1Q: 3-4, 75.0%; 2Q: 1-5, 20.0%; 3Q: 2-2, 100.0%; 4Q: 1-6, 16.7%)
FT's (1Q: 1-2, 50.0%; 2Q: 5-6, 83.3%; 3Q: 1-2, 50.0%; 4Q: 1-3, 33.3%)

Notre Dame	FG	3FG	FT	REB	PF	TP	A	TO	B	S	Min
Turner f	9-15	0-0	7-8	6-6-12	2	25	0	1	2	2	37
Westfeld f	3-7	0-1	0-0	3-4-7	0	6	1	3	0	2	26
Mabrey g	4-15	1-8	0-0	1-4-5	1	9	1	1	0	2	35
Allen g	1-5	0-0	0-0	1-2-3	3	2	12	2	0	2	40
Ogunbawale g	3-11	1-5	2-2	1-3-4	2	9	1	3	0	0	27
Young	2-4	0-0	0-0	2-0-2	3	4	0	1	0	0	13
Patberg	0-0	0-0	0-0	0-0-0	2	0	0	0	0	0	5
Nelson	1-2	0-0	0-0	1-1-2	0	2	0	0	0	0	3
Boley	2-5	1-2	0-0	3-3-6	1	5	2	2	0	0	14
TEAM				1-3-4							1
Totals	25-64	3-16	9-10	18-23-41	14	62	17	14	2	8	200
Pct.	39.1	18.8	90.0	DB: 1							

FG's (1Q: 6-15, 40.0%; 2Q: 6-18, 33.3%; 3Q: 7-17, 41.2%; 4Q: 6-14, 42.9%)
3FG's (1Q: 1-4, 25.0%; 2Q: 1-5, 20.0%; 3Q: 1-3, 33.3%; 4Q: 0-4, 0.0%)
FT's (1Q: 4-4, 100.0%; 2Q: 5-6, 83.3%; 3Q: 0-0, 0.0%; 4Q: 0-0, 0.0%)

Officials: Eric Brewton, Dennis DeMayo, Angela Lewis
Attendance: 8,309 • Technical Fouls: None

Score by Periods	1st	2nd	3rd	4th	Total
Duke	24	11	11	12	58
Notre Dame	17	18	15	12	62

[#14] Duke 71, Wake Forest 43

January 29, 2017
at Cameron Indoor Stadium (Durham, N.C.)

Duke	FG	3FG	FT	REB	PF	TP	A	TO	B	S	Min
Odom f	5-9	0-0	0-0	6-5-11	2	10	1	1	1	2	30
Chidom f	0-1	0-0	0-0	0-1-1	2	0	0	2	1	0	9
Brown g	9-15	4-6	6-6	0-4-4	1	28	3	1	0	3	32
Lambert g	1-4	0-2	0-0	1-3-4	2	5	3	0	2	0	30
Greenwell g	4-										

[#14] Duke 72, [#20] Syracuse 55

February 10, 2017
at Cameron Indoor Stadium (Durham, N.C.)

Duke	FG	3FG	FT	REB	PF	TP	A	TO	B	S	Min
Odom f	3-4	0-0	0-0	1-2-3	3	6	0	1	1	0	21
Cooper f	6-8	0-0	0-0	1-4-5	3	12	1	3	1	0	19
Brown g	3-8	2-5	1-2	0-11-11	0	9	8	7	0	0	36
Lambert g	3-7	0-2	0-0	0-2-2	3	6	5	3	2	1	29
Greenwell g	6-14	3-6	3-4	1-9-10	1	18	3	3	0	3	32
Primm	0-3	0-0	1-4	1-2-3	2	1	1	0	0	0	6
Suggs	0-1	0-0	0-0	1-1-2	0	0	0	0	0	0	4
Chidom	8-13	0-0	0-1	2-2-4	2	16	1	1	0	0	24
Belton	0-1	0-0	0-0	2-0-2	1	0	0	1	1	1	5
Mathias	1-1	0-0	2-2	0-1-1	1	4	0	1	0	1	14
TEAM	1-3-4										
Totals	30-60	5-13	7-13	10-37-47	16	72	19	20	5	6	200
Pct.	50.0	38.5	53.8	DB: 3							

FG's (1Q: 11-17, 64.7%; 2Q: 6-16, 37.5%; 3Q: 9-16, 56.3%; 4Q: 4-11, 36.4%)
3FG's (1Q: 2-4, 50.0%; 2Q: 2-4, 50.0%; 3Q: 1-2, 50.0%; 4Q: 0-3, 0.0%)
FT's (1Q: 0-0, 0.0%; 2Q: 2-3, 66.7%; 3Q: 4-8, 50.0%; 4Q: 1-2, 50.0%)

Syracuse	FG	3FG	FT	REB	PF	TP	A	TO	B	S	Min
Slim f	1-5	1-4	0-0	2-4-6	1	3	0	2	0	2	31
BrianaDay c	3-11	0-0	5-5	2-3-5	4	11	2	3	0	2	32
Peterson g	6-15	4-10	3-5	0-3-3	0	19	3	4	0	1	35
Sykes g	3-16	2-9	3-6	2-6-8	3	11	3	5	0	2	33
Grant g	1-8	1-8	0-0	0-0-0	0	3	0	0	0	0	15
Bailey	0-1	0-0	0-0	0-1-1	0	0	1	0	0	1	4
Chandler	0-2	0-2	0-0	1-1-2	0	0	1	0	0	0	9
Phillips	2-4	2-4	0-0	0-0-0	0	6	0	0	0	0	13
Bria Day	1-5	0-0	0-0	3-4-7	1	2	1	0	2	2	28
TEAM	5-1-6										
Totals	17-67	10-37	11-16	15-23-38	9	55	11	15	2	10	200
Pct.	25.4	27.0	68.8	DB: 3							

FG's (1Q: 0-9, 0.0%; 2Q: 3-10, 30.0%; 3Q: 8-19, 42.1%; 4Q: 2-9, 10.5%)
3FG's (1Q: 3-13, 23.1%; 2Q: 1-6, 16.7%; 3Q: 4-9, 44.4%; 4Q: 2-9, 22.2%)
FT's (1Q: 0-1, 0.0%; 2Q: 6-8, 75.0%; 3Q: 1-1, 100.0%; 4Q: 4-6, 66.7%)

Officials: Dee Kantner, Sue Blauch, Gina Cross
Attendance: 3,809 • Technical Fouls: None

Score by Periods	1st	2nd	3rd	4th	Total
Duke	24	16	23	9	72
Syracuse	11	13	21	10	55

[#14] Duke 62, Pittsburgh 48

February 12, 2017
at Cameron Indoor Stadium (Durham, N.C.)

Duke	FG	3FG	FT	REB	PF	TP	A	TO	B	S	Min
Odom f	3-8	0-0	1-2	1-8-9	1	7	1	1	2	3	33
Cooper f	0-3	0-0	2-2	2-3-5	1	2	1	1	3	0	25
Brown g	6-12	2-6	4-4	0-4-4	1	18	4	1	0	2	35
Lambert g	3-10	0-2	2-4	0-2-2	1	8	1	2	0	1	24
Greenwell g	3-11	2-7	3-3	1-5-6	1	11	1	4	1	2	29
Primm	1-2	0-0	1-2	0-2-2	0	3	0	0	0	1	12
Suggs	2-4	1-3	2-2	1-1-2	1	7	0	1	0	0	13
Chidom	2-4	0-0	0-1	1-3-4	1	4	0	2	1	0	13
Belton	1-1	0-0	0-0	2-1-3	2	2	0	0	0	0	4
Mathias	0-3	0-0	0-0	1-3-4	1	0	0	1	0	0	12
TEAM	1-0-1										
Totals	21-58	5-18	15-20	10-32-42	10	62	8	13	7	9	200
Pct.	36.2	27.8	75.0	DB: 4.1							

FG's (1Q: 7-18, 38.9%; 2Q: 4-11, 36.4%; 3Q: 6-14, 42.9%; 4Q: 4-15, 26.7%)
3FG's (1Q: 1-5, 20.0%; 2Q: 1-4, 25.0%; 3Q: 3-5, 60.0%; 4Q: 0-4, 0.0%)
FT's (1Q: 2-2, 100.0%; 2Q: 3-4, 75.0%; 3Q: 7-10, 70.0%; 4Q: 3-4, 75.0%)

Pittsburgh	FG	3FG	FT	REB	PF	TP	A	TO	B	S	Min
Bradley f	3-10	1-6	0-0	0-3-3	0	7	3	0	1	2	29
Walters f	1-3	0-0	0-0	1-2-3	1	2	0	0	0	1	27
Wise f	5-17	0-2	1-2	4-8-12	3	11	2	2	0	1	30
Harvey-Carr c	5-10	0-0	2-4	2-4-6	3	12	0	3	2	1	26
Bugg g	0-3	0-2	0-0	0-2-2	0	3	2	0	0	0	15
Whitney	2-6	0-2	0-0	1-1-2	2	4	4	6	0	2	28
Walsh	1-2	1-2	0-0	0-1-1	0	3	0	1	0	1	8
Gibbs	1-1	0-0	0-0	0-1-1	2	2	0	0	0	0	8
Gribble	3-9	1-7	0-0	1-2-3	2	7	1	0	0	0	21
Serio	0-1	0-1	0-0	0-2-2	1	0	0	0	0	0	8
TEAM	1-1-2										
Totals	21-62	3-22	3-6	10-27-37	14	48	13	15	3	8	200
Pct.	33.9	13.6	50.0	DB: 1.1							

FG's (1Q: 4-17, 23.5%; 2Q: 4-14, 28.6%; 3Q: 6-14, 42.9%; 4Q: 7-17, 41.2%)
3FG's (1Q: 0-4, 0.0%; 2Q: 2-6, 33.3%; 3Q: 0-5, 0.0%; 4Q: 1-7, 14.3%)
FT's (1Q: 0-1, 0.0%; 2Q: 1-2, 50.0%; 3Q: 0-0, 0.0%; 4Q: 2-3, 66.7%)

Officials: Billy Smith, Mark Hardcastle, Dawn Marsh
Attendance: 4,013 • Technical Fouls: None

Score by Periods	1st	2nd	3rd	4th	Total
Duke	17	12	22	11	62
Pittsburgh	8	11	12	17	48

[#13] Duke 79, Wake Forest 53

February 16, 2017
at LJV Coliseum (Winston-Salem, N.C.)

Duke	FG	3FG	FT	REB	PF	TP	A	TO	B	S	Min
Cooper f	3-4	0-0	0-0	1-1-2	4	6	0	3	0	1	15
Chidom f	7-9	0-0	3-4	3-5-8	3	17	2	4	2	3	24
Brown g	10-19	1-6	3-3	0-3-3	0	24	7	3	0	4	34
Lambert g	1-6	0-0	2-2	0-1-1	1	4	3	1	0	0	33
Greenwell g	6-12	3-6	3-4	3-4-7	1	18	3	0	0	2	34
Odom	0-1	0-0	2-2	1-4-5	4	2	1	2	0	0	20
Primm	0-0	0-0	2-4	0-2-2	1	2	0	2	0	0	6
Suggs	0-0	0-0	0-2	0-2-2	0	0	0	0	0	0	7
Belton	0-1	0-0	0-0	0-0-0	0	0	0	2	1	1	21
Mathias	3-7	0-0	0-0	2-2-4	2	6	0	0	2	1	6
TEAM	2-2-4										
Totals	30-59	4-12	15-19	12-26-38	16	79	16	7	5	12	200
Pct.	50.8	33.3	78.9	DB: 3							

FG's (1Q: 5-12, 41.7%; 2Q: 7-16, 43.8%; 3Q: 12-19, 63.2%; 4Q: 6-12, 50.0%)
3FG's (1Q: 1-5, 20.0%; 2Q: 0-1, 0.0%; 3Q: 2-3, 66.7%; 4Q: 1-3, 33.3%)
FT's (1Q: 2-2, 100.0%; 2Q: 3-4, 75.0%; 3Q: 3-4, 75.0%; 4Q: 7-9, 77.8%)

Wake Forest	FG	3FG	FT	REB	PF	TP	A	TO	B	S	Min
Quinn f	1-6	0-0	3-4	2-5-7	2	5	0	2	1	2	27
Penna f	4-17	1-5	2-2	2-1-3	4	11	3	4	0	0	33
Campbell g	5-9	1-2	0-0	3-1-4	4	11	1	1	0	0	30
Sharp g	2-5	2-4	2-2	2-3-5	2	8	3	2	0	0	33
Stephenson g	4-16	0-7	0-0	0-1-1	4	8	3	5	0	1	32
Berranger	1-2	0-1	0-0	0-0-0	0	2	1	0	0	0	7
Simmons	0-0	0-0	0-0	1-2-3	1	0	1	0	0	0	11
Atkinson	0-0	0-0	0-2	1-2-3	2	0	1	4	1	0	11
Whitehead	3-5	0-0	0-0	0-1-1	0	6	0	1	0	2	9
Udoh	1-1	0-0	0-0	0-2-2	0	2	1	1	0	0	7
TEAM	4-0-4										
Totals	21-61	4-19	7-10	15-18-33	19	53	14	21	2	5	200
Pct.	34.4	21.1	70.0	DB: 2							

FG's (1Q: 5-15, 33.3%; 2Q: 6-13, 46.2%; 3Q: 3-14, 21.4%; 4Q: 7-19, 36.8%)
3FG's (1Q: 1-3, 33.3%; 2Q: 0-2, 0.0%; 3Q: 2-7, 28.6%; 4Q: 1-7, 14.3%)
FT's (1Q: 0-0, 0.0%; 2Q: 0-0, 0.0%; 3Q: 6-8, 75.0%; 4Q: 1-2, 50.0%)

Officials: Dennis DeMayo, Karen Preato, Rachelle Jones
Attendance: 1,118 • Technical Fouls: None

Score by Periods	1st	2nd	3rd	4th	Total
Duke	13	17	29	20	79
Wake Forest	11	12	14	16	53

[#13] Duke 83, [#16] Miami 70

February 19, 2017
at Cameron Indoor Stadium (Durham, N.C.)

Duke	FG	3FG	FT	REB	PF	TP	A	TO	B	S	Min
Cooper f	5-9	0-0	2-4	1-3-4	3	12	0	1	3	0	23
Chidom f	1-5	0-1	2-4	0-5-4	4	4	4	4	0	0	28
Brown g	8-10	4-4	8-8	0-2-2	3	28	2	4	0	2	39
Lambert g	1-8	0-1	3-4	2-3-5	0	5	3	2	0	1	25
Greenwell g	7-10	1-2	7-7	3-10-13	3	22	4	5	1	0	36
Odom	4-6	0-0	3-3	2-1-3	4	11	1	3	0	3	20
Primm	0-0	0-0	0-0	0-1-1	0	1	0	0	0	0	6
Suggs	0-0	0-0	0-0	0-0-0	0	0					

[#13] Duke 57, Miami 52

March 4, 2017
at HTC Center (Conway, S.C.)

Duke	FG	3FG	FT	REB	PF	TP	A	TO	B	S	Min
Cooper f	2-7	0-0	0-0	2-3	2	4	2	1	2	0	16
Chidom f	0-1	0-0	0-0	0-4	3	0	0	2	2	0	23
Brown g	5-12	2-5	8-9	0-8	1	20	4	5	0	4	38
Lambert g	2-5	1-3	1-2	0-3	3	6	3	2	0	1	27
Greenwell g	3-7	2-4	0-0	2-3	1	8	1	3	0	1	37
Odom	5-5	0-0	3-4	1-1	2	13	0	1	0	0	25
Primm	2-5	0-0	0-0	0-0	0	4	0	1	0	0	11
Suggs	0-0	0-0	0-0	0-0	0	0	0	0	0	0	2
Belton	0-1	0-0	0-0	0-0	1	0	0	1	0	0	3
Mathias	1-3	0-0	0-0	0-2	1	2	0	1	1	0	18
TEAM	2-0-2										
Totals	20-46	5-12	12-15	7-24	14	57	10	17	5	6	200
Pct.	43.5	41.7	80.0	DB: 2.3							

FG's (1Q: 4-16, 25.0%; 2Q: 6-10, 60.0%; 3Q: 5-11, 45.5%; 4Q: 5-9, 55.6%)
 3FG's (1Q: 0-3, 0.0%; 2Q: 1-1, 100.0%; 3Q: 2-6, 33.3%; 4Q: 2-3, 66.7%)
 FT's (1Q: 2-2, 100.0%; 2Q: 0-0, 0.0%; 3Q: 3-4, 75.0%; 4Q: 7-9, 77.8%)

Miami	FG	3FG	FT	REB	PF	TP	A	TO	B	S	Min
Harris f	0-2	0-1	0-0	1-1	1	0	1	1	1	1	21
Hayes f	7-11	0-1	3-6	2-7	3	17	0	3	0	1	34
Davenport f	2-10	0-0	0-0	4-1	2	4	0	3	2	0	26
Thomas g	4-11	0-4	1-2	0-2	2	9	3	0	0	2	37
Motley g	4-12	1-5	0-0	1-4	2	9	2	0	0	2	35
Cornelius	2-8	1-6	1-2	1-0	1	6	3	2	0	2	26
Bailey	0-0	0-0	0-0	0-0	2	0	0	2	0	0	3
Mortensen	0-0	0-0	0-0	0-0	0	0	0	0	0	0	2
Hof	3-5	0-0	1-1	1-2	2	7	0	1	0	0	16
TEAM	2-2-4										
Totals	22-59	2-17	6-11	12-19	16	52	9	12	3	8	200
Pct.	37.3	11.8	54.5	DB: 3.1							

FG's (1Q: 4-17, 23.5%; 2Q: 4-15, 26.7%; 3Q: 7-14, 50.0%; 4Q: 7-13, 53.8%)
 3FG's (1Q: 0-3, 0.0%; 2Q: 0-5, 0.0%; 3Q: 2-7, 28.6%; 4Q: 0-2, 0.0%)
 FT's (1Q: 1-2, 50.0%; 2Q: 3-6, 50.0%; 3Q: 1-1, 100.0%; 4Q: 1-2, 50.0%)

Officials: Bryan Brunette, Karen Preato, Billy Smith
 Attendance: 3,600 • Technical Fouls: None

Score by Periods	1st	2nd	3rd	4th	Total
Duke	10	13	15	19	57
Miami	9	11	17	15	52

[#13] Duke 61, [3] Notre Dame 84

March 5, 2017
at HTC Center (Conway, S.C.)

Duke	FG	3FG	FT	REB	PF	TP	A	TO	B	S	Min
Cooper f	4-10	1-2	0-0	0-3	3	9	0	4	1	2	28
Chidom f	2-6	0-0	0-0	1-4	2	4	1	2	1	1	18
Brown g	3-11	3-7	7-8	0-3	1	16	3	5	0	0	38
Lambert g	3-6	1-3	0-0	1-1	1	7	3	1	0	1	30
Greenwell g	3-11	2-4	4-4	3-2	1	12	1	3	0	0	32
Odom	2-3	0-0	2-2	3-2	3	6	2	2	0	0	19
Primm	3-5	0-0	1-1	0-0	0	7	1	0	0	0	12
Suggs	0-0	0-0	0-0	0-0	0	0	0	0	0	0	5
Belton	0-0	0-0	0-0	1-1	1	0	0	0	0	0	6
Mathias	0-3	0-0	0-0	0-1	1	0	0	0	1	0	12
TEAM	4-2-6										
Totals	20-55	7-16	14-15	13-19	13	61	11	17	3	4	200
Pct.	36.4	43.8	93.3	DB: 2							

FG's (1Q: 7-18, 38.9%; 2Q: 2-10, 20.0%; 3Q: 6-17, 35.3%; 4Q: 5-10, 50.0%)
 3FG's (1Q: 2-3, 66.7%; 2Q: 2-5, 40.0%; 3Q: 2-7, 28.6%; 4Q: 1-1, 100.0%)
 FT's (1Q: 2-2, 100.0%; 2Q: 7-8, 87.5%; 3Q: 3-3, 100.0%; 4Q: 2-2, 100.0%)

Notre Dame	FG	3FG	FT	REB	PF	TP	A	TO	B	S	Min
Turner f	6-7	0-0	6-7	2-1	0	18	0	2	3	1	34
Westbeld f	3-5	0-0	1-2	0-3	1	7	4	1	0	0	22
Mabrey g	5-15	3-7	0-0	1-0	1	13	2	1	3	1	32
Allen g	3-7	1-2	4-4	1-6	2	11	13	3	0	5	39
Ogunbowale g	8-15	5-9	0-0	1-4	2	21	2	1	0	1	31
Young	0-3	0-1	0-0	3-0	3	0	1	2	0	0	16
Patberg	0-0	0-0	0-0	0-1	0	0	0	0	0	0	2
Nelson	0-0	0-0	0-0	0-0	2	0	0	0	0	0	7
Boley	6-8	2-3	0-0	1-2	1	14	2	1	0	0	16
Thompson	0-0	0-0	0-0	0-0	0	0	0	0	0	0	1
TEAM	2-2-4										
Totals	31-60	11-22	11-13	11-19	12	84	24	11	6	8	200
Pct.	51.7	50.0	84.6	DB: 1.2							

FG's (1Q: 9-14, 64.3%; 2Q: 6-17, 35.3%; 3Q: 8-18, 44.4%; 4Q: 8-11, 72.7%)
 3FG's (1Q: 2-4, 50.0%; 2Q: 2-6, 33.3%; 3Q: 4-7, 57.1%; 4Q: 3-5, 60.0%)
 FT's (1Q: 7-9, 77.8%; 2Q: 2-2, 100.0%; 3Q: 0-0, 0.0%; 4Q: 2-2, 100.0%)

Officials: Joseph Vaszyli, Eric Brewton, Maj Forsberg
 Attendance: 3,600 • Technical Fouls: None

Score by Periods	1st	2nd	3rd	4th	Total
Duke	18	13	17	13	61
Notre Dame	27	16	20	21	84

[#9] Duke 94, Hampton 31

March 18, 2017
at Cameron Indoor Stadium (Durham, N.C.)

Duke	FG	3FG	FT	REB	PF	TP	A	TO	B	S	Min
Odom f	8-9	0-0	7-8	3-3	2	23	1	6	1	1	33
Cooper f	3-5	0-0	0-0	0-4	3	6	2	2	2	3	24
Brown g	4-8	0-1	3-3	1-3	0	11	9	1	0	5	27
Lambert g	2-3	0-0	0-0	0-0	2	4	2	0	0	0	10
Greenwell g	8-14	4-7	6-6	2-8	2	26	3	5	3	2	30
Primm	2-4	0-0	2-2	2-1	1	6	2	0	0	1	13
Suggs	0-1	0-0	0-0	0-3	1	0	0	1	0	1	15
Chidom	4-5	0-0	3-4	0-7	2	11	3	1	1	1	19
Mathias	3-6	0-0	1-2	0-7	2	7	1	3	2	3	29
TEAM	1-3-4										
Totals	34-55	4-8	22-25	9-39	15	94	23	19	9	17	200
Pct.	61.8	50.0	88.0	DB: 2.1							

FG's (1Q: 8-16, 50.0%; 2Q: 10-15, 66.7%; 3Q: 8-13, 61.5%; 4Q: 8-11, 72.7%)
 3FG's (1Q: 1-4, 25.0%; 2Q: 2-3, 66.7%; 3Q: 0-0, 0.0%; 4Q: 1-1, 100.0%)
 FT's (1Q: 0-0, 0.0%; 2Q: 9-10, 90.0%; 3Q: 12-13, 92.3%; 4Q: 1-2, 50.0%)

Hampton	FG	3FG	FT	REB	PF	TP	A	TO	B	S	Min
Finney-Smith f	1-10	0-7	0-0	2-4	5	2	3	5	0	2	36
Brown f	7-20	1-3	3-4	1-2	1	18	1	4	0	2	40
Sayle f	1-7	0-0	0-4	8-2	2	2	0	2	0	1	25
James g	1-4	1-2	0-0	0-0	0	3	0	2	0	1	17
Gilbeaux g	0-5	0-1	1-2	3-2	4	1	2	3	0	5	35
Strothers	0-1	0-1	0-0	0-0	2	0	0	0	0	0	1
Willis	2-9	1-3	0-2	0-0	4	5	0	3	0	3	27
Neita	0-0	0-0	0-0	0-0	0	0	0	0	0	0	1
Sealey	0-8	0-6	0-0	0-1	2	0	0	1	0	0	13
White	0-2	0-1	0-0	0-0	2	0	0	0	0	0	5
TEAM	1-1-2										
Totals	12-66	3-24	4-12	15-12	22	31	6	21	0	14	200
Pct.	18.2	12.5	33.3	DB: 7.1							

FG's (1Q: 3-15, 20.0%; 2Q: 1-14, 7.1%; 3Q: 3-17, 17.6%; 4Q: 5-20, 25.0%)
 3FG's (1Q: 1-7, 14.3%; 2Q: 0-5, 0.0%; 3Q: 0-7, 0.0%; 4Q: 2-5, 40.0%)
 FT's (1Q: 1-6, 16.7%; 2Q: 0-0, 0.0%; 3Q: 1-2, 50.0%; 4Q: 2-4, 50.0%)

Officials: Carla Fountain, Norma Jones, Bruce Morris
 Attendance: 2,328 • Technical Fouls: None

Score by Periods	1st	2nd	3rd	4th	Total
Duke	17	31	28	18	94
Hampton	8	2	7	14	31

[#9] Duke 65, Oregon 74

March 20, 2017
at Cameron Indoor Stadium (Durham, N.C.)

Duke	FG	3FG	FT	REB	PF	TP	A	TO	B	S	Min
Odom f	2-7	0-0	0-1	2-2	3	4	0	1	2	0	27
Cooper f	4-5	0-0	1-2	2-7	3	9	2	1	3	4	30
Mathias c	1-6	0-1	0-0	2-0	0	2	0	1	0	0	17
Brown g	8-18	2-7	7-7	0-5	2	25	6	1	0	2	39
Greenwell g	3-11	0-6	0-0	5-4	4	6	3	5	0	2	39
Primm	3-5	0-0	2-2	1-2	3	8	2	2	0	0	20
Suggs	0-1	0-1	0-0	0-0	0	0	0	0	0	0	6
Chidom	5-14	0-0	1-2	2-4	3	11	2	1	2	1	22
TEAM	3-2-5										
Totals	26-67	2-15	11-14	17-24	18	65	15	13	7	9	200
Pct.	38.8	13.3	78.6	DB: 4							

FG's (1Q: 6-20, 30.0%; 2Q:

Duke Tradition

Individual Honors.....	72-76
Coaching Honors.....	76
Academic Honors	77
Letterwinners	78-79
All-Time Jersey Numbers	80
Retired Jerseys.....	81
Year-by-Year Coaching Staffs	82
Duke in the ACC Tournament & WNIT.....	83-84
Duke in the NCAA Tournament.....	85
In Season Tournament Results	86
Duke in the Associated Press Rankings.....	87
Duke in the USA Today Rankings.....	88
Duke in the WNBA & ABL.....	89
International Hoops	90

Naismith Award -- National Player of the Year

Lindsey Harding (2007)

Wooden Award -- National Player of the Year

Alana Beard (2004)

State Farm Wade Trophy -- National Player of the Year

Alana Beard (2004)

Associated Press -- National Player of the Year

Alana Beard (2004)

U.S. Basketball Writers Association (USBWA) -- National Player of the Year

Alana Beard (2004)

Victor Award -- National Player of the Year

Alana Beard (2003)

ESPN.com -- National Player of the Year

Alana Beard (2004, 2003)

Lindsey Harding (2007)

U.S. Basketball Writers Association (USBWA) -- National Freshman of the Year

Alana Beard (2001)

Elizabeth Williams (2012)

Basketball Times -- National Freshman of the Year

Elizabeth Williams (2012)

ESPN.com -- National Freshman of the Year

Elizabeth Williams (2012)

WBCA -- National Defensive Player of the Year

Lindsey Harding (2007)

Elizabeth Williams (2015)

Sports Illustrated for Women -- National Freshman of the Year

Alana Beard (2001)

Sports Illustrated -- National Freshman of the Year

Alana Beard (2001)

Women's Basketball Journal -- National Freshman of the Year

Alana Beard (2001)

WomensCollegeHoops.com -- National Freshman of the Year

Alana Beard (2001)

CBS Sportsline -- National Freshman of the Year

Alana Beard (2001)

Frances Pomeroy Naismith Award

Lindsey Harding (2007)

Senior Class Award

Alison Bales (2007)

Alana Beard (2004)

Joy Cheek (2010 - finalist)

Monique Currie (2006 - finalist)

Haley Peters (2014 - finalist)

Jasmine Thomas (2011 - finalist)

Elizabeth Williams (2015 - finalist)

Abby Warner (2009 - finalist)

Wade Trophy Finalist for National Player of the Year

Alison Bales (2007)

Alana Beard (2004, 2003)

Chante Black (2008)

Monique Currie (2006, 2005)

Lindsey Harding (2007)

Iciss Tillis (2003)

Jasmine Thomas (2010)

Elizabeth Williams (2015)

Naismith Finalist for National Player of the Year

Alana Beard (2004, 2003, 2002)

Monique Currie (2005)

Lindsey Harding (2007)

Georgia Schweitzer (2001)

Iciss Tillis (2004, 2003)

Jasmine Thomas (2010)

Wooden Award Finalist for National Player of the Year

Alana Beard (2004)

Monique Currie (2006, 2005)

Chelsea Gray (2013)

Lindsey Harding (2007)

Jasmine Thomas (2011, 2010)

Elizabeth Williams (2015, 2013, 2012)

Honda Award Nominee for National Player of the Year

Alana Beard (2004, 2003, 2002)

Monique Currie (2005)

Lindsey Harding (2007)

Kodak/WBCA Coaches All-America

Alana Beard (2004, 2003, 2002)

Monique Currie (2006, 2005)

Chelsea Gray (2013)

Lindsey Harding (2007)

Georgia Schweitzer (2001)

Iciss Tillis (2003)

Michele Van Gorp (1999)

Elizabeth Williams (2015)

Associated Press All-America

Alison Bales (2007-3rd)

Alana Beard (2004-1st, 2003-1st, 2002-1st; 2001-HM)

Chante Black (2009-3rd, 2008-HM)

Lexie Brown (2017-3rd)

Monique Currie (2006-2nd, 2005-1st)

Nicole Erickson (1999-HM)

Chelsea Gray (2013-2nd, 2012-HM)

Lindsey Harding (2007-1st, 2006-HM)

Tricia Liston (2014-3rd)

Georgia Schweitzer (2001-3rd)

Azurá Stevens (2016-HM)

Iciss Tillis (2004-HM, 2003-HM, 2002-HM)

Jasmine Thomas (2011-2nd, 2010-3rd)

Michele Van Gorp (1999-3rd)

Abby Warner (2008-HM, 2007-HM)

Elizabeth Williams (2015-2nd, 2014-3rd, 2013-3rd, 2012-3rd)

John R. Wooden Award All-America

Alana Beard (2004)

Monique Currie (2006, 2005)

Lindsey Harding (2007)

United States Basketball Writers Association (USBWA) All-America

Alison Bales (2007)

Alana Beard (2004, 2003, 2002)

Chante Black (2009)

Monique Currie (2006, 2005)

Chelsea Gray (2012)

Lindsey Harding (2007)

Georgia Schweitzer (2001)

Jasmine Thomas (2010)

Elizabeth Williams (2015)

Women's Basketball News Service All-America

Alana Beard (2004-1st, 2003-1st; 2001-3rd)
Chris Moreland (1988-1st)

AWSF/FAST Break All-America

Sue Harnett (1991-3rd)

State Farm/Kodak WBCA District II All-America

Alison Bales (2007)
Alana Beard (2004, 2003, 2002, 2001)
Lexie Brown (2017)
Chante Black (2008)
Monique Currie (2006, 2005)
Chelsea Gray (2013, 2012)
Rebecca Greenwell (2017)
Tyish Hall (1996)
Lindsey Harding (2007, 2006)
Hilary Howard (1998)
Tricia Liston (2014)
Katie Meier (1990)
Chris Moreland (1988, 1986)
Georgia Schweitzer (2001, 2000)
Azurá Stevens (2016)
Iciss Tillis (2004, 2003, 2002)
Jasmine Thomas (2011, 2010)
Elizabeth Williams (2015, 2013, 2012)

Basketball Times Freshman All-America

Alana Beard (2001)

WomensCollegeHoops.com Freshman All-America

Monique Currie (2002)

Women's Basketball Journal Freshman All-America

Alana Beard (2001-1st)

Basketball Yearbook Freshman All-America

Katie Meier (1986)

Women's Basketball Journal Defensive All-America

Peppi Browne (2000)
Rochelle Parent (2001-2nd)

NCAA Final Four All-Tournament Team

Alison Bales (2006)
Alana Beard (2003)
Monique Currie (2006)
Nicole Erickson (1999)
Michele Van Gorp (1999)

NCAA Tournament All-Region**2012 (Norfolk Region)**

Alexis Jones, Tricia Liston

2011 (Fresno Region)

Chelsea Gray, Elizabeth Williams

2011 (Philadelphia Region)

Karima Christmas, Jasmine Thomas

2010 (Memphis Region)

Joy Cheek, Karima Christmas, Jasmine Thomas

2008 (Oklahoma City Region)

Chante Black

2007 (Greensboro Region)

Alison Bales

2006 (Bridgeport Region)

Alison Bales - MVP, Abby Waner

2005 (Chattanooga Region)

Monique Currie, Mistie Williams

2004 (Mideast)

Alana Beard, Monique Currie

2003 (Midwest)

Alana Beard - MVP, Iciss Tillis

2002 (East)

Alana Beard - MVP, Sheana Mosch, Michele Matyasovsky

2001 (West)

Alana Beard

1999 (East)

Georgia Schweitzer - MVP, Nicole Erickson, Michele Van Gorp

1998 (West)

Peppi Browne, Nicole Erickson

ACC Athlete of the Year (Mary Garber Award)

Alana Beard (2003)
Lindsey Harding (2007)

ACC Player of the Year

Alana Beard (2004, 2003, 2002)
Monique Currie (2005)
Chelsea Gray (2013 - Co-POY voted by coaches)
Lindsey Harding (2007)
Chris Moreland (1987)
Georgia Schweitzer (2001, 2000)

ACC Rookie of the Year

Alana Beard (2001)
Katie Meier (1986)
Chris Moreland (1985)
Elizabeth Williams (2012)

All-ACC

Alison Bales (2007-1st)
Mistie Bass (2006-2nd, 2005-3rd, 2004-3rd)
Alana Beard (2004-1st, 2003-1st, 2002-1st, 2001-1st)
Chante Black (2009-1st, 2008-2nd)
Lexie Brown (2017-1st)
Peppi Browne (2000-1st)
Joy Cheek (2010-3rd)
Monique Currie (2006-1st, 2005-1st, 2004-2nd, 2002-2nd)
Ali Day (1996-2nd, 1995-1st)
Nicole Erickson (1999, 1998-2nd)
Jessica Foley (2005-3rd)
Connie Goins (1986-2nd)
Chelsea Gray (2013-1st, 2012-1st)
Rebecca Greenwell (2017-1st, 2016-2nd)
Tyish Hall (1997, 1996-2nd)
Lindsey Harding (2007-1st, 2006-2nd, 2004-3rd)
Sue Harnett (1991-2nd, 1989-2nd)
Hilary Howard ('99-2nd, 1998-1st)
Carey Kauffman (1995, 1994-2nd)
Vicki Krapohl (2003-3rd)
Tricia Liston (2014-1st)
Katie Meier (1990-1st)
Chris Moreland (1988-2nd, 1987-1st, 1986-1st, 1985-2nd)

Sheana Mosch (2001-3rd)
 Kira Orr (1997-2nd)
 Haley Peters (2013-2nd, 2012-3rd)
 Georgia Schweitzer (2001-1st, 2000-1st)
 Azurá Stevens (2016-1st, 2015-2nd)
 Iciss Tillis (2004-1st, 2003-1st, 2002-1st)
 Jasmine Thomas (2011-1st, 2010-1st)
 Krystal Thomas (2011-3rd)
 Michele Van Gorp (1999-1st)
 Abby Waner (2008-3rd, 2007-2nd)
 Elizabeth Williams (2015-1st, 2014-1st, 2013-1st, 2012-1st)

All-ACC (Voted by league head coaches - started in 2012-13)

Lexie Brown (2017-1st)
 Chelsea Gray (2013-1st)
 Rebecca Greenwell (2017-1st, 2016-2nd)
 Alexis Jones (2014-2nd)
 Tricia Liston (2014-1st, 2013-2nd)
 Azurá Stevens (2016-1st)
 Elizabeth Williams (2015-1st, 2014-1st, 2013-1st)

ACC All-Freshman Team

Mistie Bass (2003)
 Alana Beard (2001)
 Payton Black (1996)
 Peppi Browne (1997)
 Monique Currie (2002)
 Krista Gingrich (1999)
 Chelsea Gray (2011)
 Lindsey Harding (2003)
 Alexis Jones (2013)
 Michele Matyasovsky (2000)
 Sheana Mosch (2000)
 Leaonna Odom (2017)
 Jennifer Scanlon (1993)
 Georgia Schweitzer (1998)
 Wanisha Smith (2005)
 Azurá Stevens (2015)
 Iciss Tillis (2001)
 Allison Vernerey (2010)
 Abby Waner (2006)
 Wynter Whitley (2002)
 Elizabeth Williams (2012)

ACC All-Freshman Team (Voted by league head coaches - started in 2012-13)

Alexis Jones (2013)
 Leaonna Odom (2017)
 Azurá Stevens (2015)

ACC Defensive Player of the Year

Chante Black (2009)
 Lindsey Harding (2007, 2006)
 Elizabeth Williams (2015, 2014, 2013, 2012)

ACC All-Defensive Team

Allison Bales (2007, 2005)
 Alana Beard (2004, 2003, 2002, 2001)
 Chante Black (2009)
 Lexie Brown (2017)
 Peppi Browne (2000)
 Chelsea Gray (2013)
 Lindsey Harding (2007, 2006, 2004)
 Keturah Jackson (2010)
 Rochelle Parent (2002, 2001)
 Azurá Stevens (2016)
 Jasmine Thomas (2011)
 Iciss Tillis (2002)
 Elizabeth Williams (2015, 2014, 2013, 2012)

ACC Tournament MVP

Monique Currie (2002)
 Alexis Jones (2013)
 Georgia Schweitzer (2001)
 Jasmine Thomas (2011, 2010)
 Iciss Tillis (2004, 2003)

ACC All-Tournament Team

Alison Bales (2007-2nd)
 Mistie Bass (2004-2nd)
 Alana Beard (2004-1st, 2003-1st, 2002-1st, 2001-1st)
 Chante Black (2005-2nd)
 Payton Black (1996-2nd)
 Lexie Brown (2017-1st)
 Joy Cheek (2010-1st, 2008-2nd)
 Karima Christmas (2011-1st, 2010-1st)
 Monique Currie (2006-2nd, 2005-1st, 2004-2nd)
 Ali Day (1995-2nd)
 Nicole Erickson (1998-2nd)
 Carrem Gay (2009-1st)
 Krista Gingrich (2002-2nd)
 Chelsea Gray (2012-2nd, 2011-2nd)
 Rebecca Greenwell (2017-2nd)
 Lindsey Harding (2003-2nd)
 Hilary Howard (1998-1st)
 Tricia Liston (2014-1st, 2013-2nd)
 Michele Matyasovsky (2001-2nd)
 Katie Meier (1990)
 Chris Moreland (1985)
 Sheana Mosch (2003-2nd, 2000-2nd)
 Kira Orr (1997-1st, 1996-1st, 1995-1st)
 Rochelle Parent (2001-1st)
 Haley Peters (2014-2nd, 2013-1st)
 Lauren Rice (2000-1st)
 Georgia Schweitzer (2000-1st)
 Azurá Stevens (2016-2nd)
 Iciss Tillis (2002-2nd)
 Michele Van Gorp (1999-2nd)
 Abby Waner (2009-1st, 2008-1st, 2007-1st)
 Missy West (2000-2nd)
 Elizabeth Williams (2015-1st, 2014-1st, 2013-1st)

ACC Players of the Week

2016-17 - Lexie Brown, Rebecca Greenwell
 2015-16 - Azurá Stevens (two times)
 2014-15 - Elizabeth Williams
 2013-14 - Chelsea Gray (two times), Tricia Liston
 2012-13 - Tricia Liston, Elizabeth Williams, Chelsea Gray
 2011-12 - Chelsea Gray (two times)
 2010-11 - Jasmine Thomas
 2009-10 - Jasmine Thomas
 2006-07 - Alison Bales, Lindsey Harding (two times), Wanisha Smith, Abby Waner
 2005-06 - Monique Currie (two times), Lindsey Harding
 2004-05 - Monique Currie (two times)
 2003-04 - Mistie Bass, Iciss Tillis, Alana Beard (six times)
 2002-03 - Alana Beard (six times), Iciss Tillis (four times)
 2001-02 - Alana Beard (five times)
 2000-01 - Alana Beard, Sheana Mosch
 1999-00 - Georgia Schweitzer (two times)
 1998-99 - Nicole Erickson (three times), Michele Van Gorp
 1997-98 - Hilary Howard, Michele Van Gorp
 1996-97 - Payton Black, Tyish Hall
 1995-96 - Tyish Hall (four times)
 1994-95 - Ali Day (two times), Carey Kauffman

1993-94 - Carey Kauffman
 1990-91 - Sue Harnett
 1989-90 - Katie Meier (two times)
 1988-89 - Sue Harnett
 1987-88 - Katie Meier, Chris Moreland
 1986-87 - Katie Meier, Chris Moreland
 1985-86 - Connie Goins
 1984-85 - Chris Moreland (two times)
 1983-84 - Maura Hertzog

► **Alana Beard holds the ACC record with 18 ACC Player of the Week Selections**

ACC Rookies of the Week

2014-15 - Azurá Stevens (four times), Rebecca Greenwell
 2012-13 - Alexis Jones (three times)
 2011-12 - Elizabeth Williams (nine times - Tied ACC Record)
 2010-11 - Chelsea Gray
 2009-10 - Allison Vernerey
 2007-08 - Krystal Thomas
 2006-07 - Joy Cheek
 2005-06 - Abby Waner (two times)
 2004-05 - Chante Black, Wanisha Smith (three times)
 2002-03 - Mistie Bass (two times), Jessica Foley, Lindsey Harding
 2001-02 - Monique Currie (five times), Wynter Whitley
 2000-01 - Alana Beard (seven times), Rometra Craig, Iciss Tillis (two times)
 1997-98 - Georgia Schweitzer
 1996-97 - Peppi Browne (two times)
 1995-96 - Payton Black (three times), Nazrawit Medhanie
 1992-93 - Jen Scanlon
 1990-91 - Shannon Wills

**** Since 2000-01, Duke has swept the ACC Player and Rookie of the Week selections a total of 10 times --**

Dec. 22, 2014 - Elizabeth Williams (POW), Azurá Stevens (ROW)
 Jan. 23, 2012 - Chelsea Gray (POW), Elizabeth Williams (ROW)
 Dec. 6, 2009 - Jasmine Thomas (POW), Allison Vernerey (ROW)
 Dec. 26, 2006 - Lindsey Harding (POW), Joy Cheek (ROW)
 March 3, 2003 - Iciss Tillis (POW), Jessica Foley (ROW)
 Dec. 9, 2002 - Alana Beard (POW), Mistie Bass (ROW)
 Feb. 25, 2002 - Alana Beard (POW), Wynter Whitley (ROW)
 Dec. 10, 2001 - Alana Beard (POW), Monique Currie (ROW)
 Jan. 29, 2001 - Sheana Mosch (POW), Iciss Tillis (ROW)
 Jan. 15, 2001 - Alana Beard (POW & ROW)

ACC Rookies of the Week - All-Time ACC List for Most in a Season

2011-12 - Elizabeth Williams, Duke (9)
 1992-93 - Tracy Conner, Wake Forest (9)
 2006-07 - Monica Wright, Virginia (8)
 1998-99 - Niesha Butler, Georgia Tech (7)
 2000-01 - Alana Beard, Duke (7)
 2010-11 - Alyssa Thomas, Maryland (7)
 1991-92 - Charlotte Smith, North Carolina (6)
 1997-98 - Tynesha Lewis, N.C. State (6)
 2001-02 - Brandi Teamer, Virginia (6)
 2002-03 - LaTangela Atkinson, North Carolina (6)

ACC All-Star Team

Windsor Coggeshall (1994)
 Tyish Hall (1994)
 Jennifer Scanlon (1993)

U.S. Olympic Festival

Payton Black (1995)

Debbie Leonard (coach - 1987)
 Chris Moreland (1986)
 Kira Orr (1994, 1995)

NCAIAW Division I All-Star Team

Barb Krause (1981-1st)

ESPN The Magazine Shooting Guard of the Year

Alana Beard (2002)

ESPN The Magazine Power Forward of the Year

Iciss Tillis (2002 - nominee)

Robin Roberts/WBCA Broadcasting Scholarship

Lindsey Harding (2007)

Nancy Lieberman Step Up Award Nominee (Top Point Guard)

Alana Beard (2002)
 Lexie Brown (2017 - finalist)
 Chelsea Gray (2014, 2013 - finalist, 2012 - finalist)
 Lindsey Harding (2007 - winner, 2006, 2004)
 Georgia Schweitzer (2001)
 Jasmine Thomas (2011, 2010)

Dawn Staley Award

Lexie Brown (2017 - midseason list)

WBCA All-Star Challenge

Mistie Bass (2006)
 Alana Beard (2004)
 Monique Currie (2006)
 Georgia Schweitzer (2001)
 Iciss Tillis (2004)

Mountain Dew Three-Point Championship

Vicki Krapohl (2004)

All-Time All-Tournament Team Selections

2015 - Caribbean Challenge - Azurá Stevens (MVP), Rebecca Greenwell
 2013 - Paradise Jam - Tricia Liston - MVP, Elizabeth Williams
 2012 - Women of Troy Classic - Chelsea Gray - MVP, Elizabeth Williams
 2011 - Junkanoo Jam - Elizabeth Williams, Chelsea Gray
 2009 - Women of Troy Classic - Chante Black - MVP, Jasmine Thomas
 2008 - Paradise Jam - Chante Black
 2007 - Blue Sky Classic - Lindsey Harding - MVP, Abby Waner
 2006 - Duke Classic - Lindsey Harding - MVP, Mistie Bass
 2006 - Surf'N Slam Classic - Monique Currie - MVP, Chante Black, Mistie Williams
 2005 - Sportsview.tv WNIT - Monique Currie
 2004 - Duke Classic - Alana Beard - MVP, Monique Currie, Iciss Tillis
 2004 - LMU Marina Beach Classic - Alana Beard - MVP, Monique Currie
 2003 - South Padre Shootout - Alana Beard - MVP, Sheana Mosch, Jessica Foley
 2003 - Duke Classic - Alana Beard - MVP, Iciss Tillis
 2002 - Paradise Jam - Alana Beard - MVP, Iciss Tillis
 2002 - Duke Classic - Alana Beard - MVP, Iciss Tillis
 2002 - South Padre Shootout - Alana Beard - MVP, Sheana Mosch, Jessica Foley
 2001 - Duke Classic - Alana Beard
 2000 - Women's Sports Foundation Classic - Alana Beard - MVP, Georgia Schweitzer, Iciss Tillis
 2000 - Duke Classic - Georgia Schweitzer - MVP, Alana Beard, Rometra Craig
 2000 - Fun in the Sun Shootout - Georgia Schweitzer - MVP, Sheana Mosch
 1999 - Sun Splash Shootout - Peppi Browne - MVP, Georgia Schweitzer
 1999 - Duke Classic - Georgia Schweitzer - MVP, Peppi Browne
 1998 - Duke Classic - Nicole Erickson - MVP, Michele Van Gorp
 1998 - Nike Four in the Fall - Michele Van Gorp

1997 - State Farm Classic - Payton Black, Michele Van Gorp
 1997 - Duke Classic - Nicole Erickson - MVP
 1997 - San Juan Shootout - Payton Black, Michele Van Gorp
 1996 - Central Fidelity Invitational - Payton Black
 1996 - Duke Classic - Kira Orr - MVP, Payton Black, Peppi Browne
 1995 - UNO Thanksgiving Classic - Tyish Hall - MVP, Ali Day
 1995 - Duke Classic - Tyish Hall - MVP, Kira Orr, Jennifer Scanlon
 1995 - ACC Big Four Classic - Tyish Hall
 1994 - ODU Dial Soap Classic - Carey Kauffman, Kira Orr
 1994 - Duke Classic - Jennifer Scanlon - MVP, Ali Day, Kira Orr
 1994 - St. Joe's Hawk Classic - Jennifer Scanlon - MVP, Carey Kauffman
 1993 - Duke Classic - Missy Anderson - MVP, Zeki Blanding
 1993 - Oakland Tribune Classic - Carey Kauffman, Jennifer Scanlon
 1992 - Seattle Times Husky Classic - Jennifer Scanlon
 1992 - Duke Classic - Zeki Blanding
 1991 - Boilermaker Classic - Robin Baker, Monika Kost
 1991 - Duke Classic - Celeste Lavoie
 1991 - Harvard Invitational - Monika Kost - MVP, Celeste Lavoie
 1990 - USF Holiday Classic - Traci Williams - MVP, Sue Harnett
 1990 - Coca-Cola Jowers Jamboree - Sue Harnett - MVP, Traci Williams
 1990 - Duke Dial Soap Classic - Sue Harnett, Traci Williams
 1990 - Felpausch/MSU Holiday Classic - Sue Harnett
 1989 - Duke Dial Soap Classic - Katie Meier - MVP, Sue Harnett
 1989 - Bowling Green Bank - Sue Harnett, Katie Meier
 1988 - VCU Classic - Sue Harnett - MVP, Jenni Kraft
 1988 - Duke Dial Soap Classic - Sue Harnett - MVP, Robin Baker, Jenni Kraft
 1988 - Downeast Auto Classic - Sue Harnett - MVP
 1987 - Anhuesser Busch Tip-Off Classic - Katie Meier - MVP, Sue Harnett, Chris Moreland
 1987 - Lady Friar Classic - Katie Meier - MVP, Chris Moreland
 1986 - Cahill Invitational - Chris Moreland
 1984 - USF Holiday Classic - Joanne Boyle, Connie Goins

McDonald's All-America

2017 - Jade Williams
 2016 - Leaonna Odom
 2015 - Kyra Lambert
 2014 - Sierra Calhoun, Lyneé Belton
 2013 - Oderah Chidom, Kendall Cooper, Rebecca Greenwell
 2012 - Alexis Jones, Sierra Moore
 2011 - Amber Henson, Elizabeth Williams
 2010 - Chelsea Gray, Richa Jackson, Haley Peters
 2007 - Jasmine Thomas, Krystal Thomas
 2006 - Joy Cheek, Bridgette Mitchell
 2005 - Carrem Gay, Abby Waner
 2004 - Wanisha Smith, Chante Black
 2003 - Alison Bales, Brittany Hunter
 2002 - Mistie Bass, Brooke Smith

WBCA All-America

2015 - Kyra Lambert
 2014 - Sierra Calhoun
 2013 - Oderah Chidom, Kendall Cooper, Rebecca Greenwell
 2012 - Alexis Jones
 2011 - Amber Henson, Elizabeth Williams
 2010 - Chelsea Gray, Richa Jackson
 2008 - Shay Selby
 2007 - Jasmine Thomas, Krystal Thomas, Karima Christmas
 2006 - Bridgette Mitchell
 2005 - Carrem Gay, Abby Waner
 2004 - Wanisha Smith, Chante Black
 2003 - Alison Bales, Brittany Hunter
 2002 - Mistie Bass, Brooke Smith
 2001 - Monique Currie, Wynter Whitley

2000 - Alana Beard, Iciss Tillis, Rometra Craig
 1999 - Olga Gvozdenovic, Michele Matyasovsky
 1994 - Nicole Erickson
 1993 - Windsor Coggeshall

Jordan Brand Classic

2017 - Jade Williams
 2016 - Leaonna Odom
 2015 - Kyra Lambert

Naismith National Coach of the Year

2007, 2003 - Gail Goestenkers

Associated Press National Coach of the Year

2007 - Gail Goestenkers

Russell Athletic/WBCA National Coach of the Year

2007, 2003 - Gail Goestenkers

USBWA National Coach of the Year

2007 - Gail Goestenkers

GBallmag.com National Coach of the Year

2002 - Gail Goestenkers

Basketball Times National Coach of the Year

2007, 2000 - Gail Goestenkers

Victor Award - National Coach of the Year

2003, 1999 - Gail Goestenkers

Naismith Finalist for Coach of the Year

2004, 2003, 2002, 2001 - Gail Goestenkers

ACC Coach of the Year

2013, 2012, 2010 - Joanne P. McCallie
 2004, 2003, 2002, 1999, 1996, 1995 - Gail Goestenkers
 1985 - Debbie Leonard

WBCA District II Coach of the Year

2004, 2003, 2002, 2001 - Gail Goestenkers

NCAA District III Coach of the Year

1995 - Gail Goestenkers
 1985 - Debbie Leonard

CoSIDA/Capital One Academic All-America

2016-17 - Lexie Brown (First Team)
 2014-15 - Elizabeth Williams (Third Team)
 2013-14 - Haley Peters (Third Team)
 2010-11 - Jasmine Thomas (Second Team)
 2009-10 - Jasmine Thomas (Third Team)
 2006-07 - Abby Waner (First Team)

GTE/CoSIDA Academic All-America

1988 - Katie Meier (Second Team)
 1984 - Stacy Hurd (Honorable Mention)
 1983 - Stacy Hurd (Honorable Mention)

ESPN The Magazine/CoSIDA Academic All-District III

2017 - Lexie Brown, Rebecca Greenwell
 2016 - Rebecca Greenwell
 2015 - Elizabeth Williams
 2014 - Haley Peters
 2013 - Haley Peters
 2012 - Allison Vernerey
 2011 - Jasmine Thomas
 2010 - Jasmine Thomas
 2009 - Jasmine Thomas
 2008 - Abby Waner
 2007 - Abby Waner
 2006 - Jessica Foley
 2005 - Jessica Foley
 1988 - Paula Anderson

Wallace Wade Scholarship

1997 - Ali Day
 1991 - Sue Harnett

ACC Postgraduate Scholarship

1996 - Ali Day

Kay Yow ACC Scholar-Athlete of the Year

2016-17 - Lexie Brown
 2014-15 - Elizabeth Williams
 2010-11 - Jasmine Thomas
 2009-10 - Jasmine Thomas

ACC All-Academic Team

2016-17 - Lexie Brown, Rebecca Greenwell, Kyra Lambert, Leaonna Odom
 2015-16 - Rebecca Greenwell, Kyra Lambert
 2014-15 - Rebecca Greenwell, Elizabeth Williams
 2013-14 - Chelsea Gray, Tricia Liston, Haley Peters, Elizabeth Williams
 2012-13 - Chelsea Gray, Alexis Jones, Tricia Liston, Haley Peters, Allison Vernerey
 2011-12 - Haley Peters, Kathleen Scheer, Shay Selby, Tricia Liston, Allison Vernerey, Elizabeth Williams
 2010-11 - Jasmine Thomas, Haley Peters, Kathleen Scheer, Shay Selby, Allison Vernerey
 2009-10 - Jasmine Thomas, Keturah Jackson, Bridgette Mitchell, Allison Vernerey
 2008-09 - Jasmine Thomas, Bridgette Mitchell
 2007-08 - Abby Waner
 2006-07 - Alison Bales, Abby Waner
 2005-06 - Jessica Foley
 2004-05 - Jessica Foley
 2003-04 - Vicki Krapohl
 2002-03 - Jessica Foley, Michele Matyasovsky
 2001-02 - Krista Gingrich, Michele Matyasovsky
 2000-01 - Georgia Schweitzer

1999-00 - Krista Gingrich, Georgia Schweitzer
 1998-99 - Georgia Schweitzer
 1997-98 - Payton Black, Michele Van Gorp

ACC Honor Roll

2016-17 - Lexie Brown, Rebecca Greenwell, Kyra Lambert, Erin Mathias, Leaonna Odom, Crystal Primm, Emily Schubert
 2015-16 - Lexie Brown, Oderah Chidom, Rebecca Greenwell, Amber Henson, Kyra Lambert, Erin Mathias, Crystal Primm, Mercedes Riggs
 2014-15 - Jenna Frush, Rebecca Greenwell, Amber Henson, Erin Mathias, Mercedes Riggs, Azurá Stevens, Elizabeth Williams
 2013-14 - Oderah Chidom, Jenna Frush, Chelsea Gray, Rebecca Greenwell, Katie Heckman, Richa Jackson, Ka'lia Johnson, Tricia Liston, Haley Peters, Chloe Wells, Elizabeth Williams
 2012-13 - Jenna Frush, Chelsea Gray, Katie Heckman, Amber Henson, Ka'lia Johnson, Alexis Jones, Tricia Liston, Sierra Moore, Haley Peters, Allison Vernerey, Elizabeth Williams
 2011-12 - Jenna Frush, Amber Henson, Richa Jackson, Allison Vernerey, Elizabeth Williams
 2010-11 - Karima Christmas, Chelsea Gray, Tricia Liston, Haley Peters, Kathleen Scheer, Shay Selby, Jasmine Thomas, Krystal Thomas, Allison Vernerey
 2009-10 - Chelsea Hopkins, Bridgette Mitchell, Kathleen Scheer, Shay Selby, Jasmine Thomas, Allison Vernerey
 2008-09 - Chante Black, Joy Cheek, Carrem Gay, Chelsea Hopkins, Bridgette Mitchell, Kathleen Scheer, Jasmine Thomas, Abby Waner
 2007-08 - Chante Black, Bridgette Mitchell, Jasmine Thomas, Abby Waner, Emily Waner
 2006-07 - Alison Bales, Chante Black, Bridgette Mitchell, Abby Waner, Emily Waner
 2005-06 - Alison Bales, Jessica Foley, Abby Waner, Emily Waner, Mistie Bass
 2004-05 - Alison Bales, Jessica Foley, Caitlin Howe, Emily Waner
 2003-04 - Alison Bales, Jessica Foley, Caitlin Howe, Vicki Krapohl, Kalita Marsh
 2002-03 - Monique Currie, Jessica Foley, Caitlin Howe, Vicki Krapohl, Michele Matyasovsky, Brooke Smith
 2001-02 - Krista Gingrich, Michele Matyasovsky
 2000-01 - Krista Gingrich, Vicki Krapohl, Georgia Schweitzer, Missy West
 1999-00 - Jennifer Forte, Krista Gingrich, Rochelle Parent, Georgia Schweitzer
 1998-99 - Payton Black, Krista Gingrich, Naz Medhanie, Lauren Rice, Georgia Schweitzer
 1997-98 - Payton Black, Shaeeta Brown, Naz Medhanie, Michele Van Gorp
 1996-97 - Katie Brodnik, Shaeeta Brown, Windsor Coggeshall, Jennifer Forte, Tye Hall, Naz Medhanie
 1995-96 - Shaeeta Brown, Ali Day, Naz Medhanie
 1994-95 - Zeki Blanding, Susan Brandau, Ali Day, Carey Kauffman, Kristina Meiman
 1993-94 - Susan Brandau, Ali Day, Valerie Evans, Carey Kauffman, Kristina Meiman, Mary Ann Puckett
 1992-93 - Susan Brandau, Ali Day, Carey Kauffman
 1991-92 - Susan Brandau, Valerie Evans, Carey Kauffman, Monika Kost, Celeste Lavoie, Pamela McFarland, Heather McKaig
 1990-91 - Monica Kost
 1989-90 - Sue Harnett, Pamela McFarland, Jacki McKisson, Leigh Morgan, Teri Rodgers
 1988-89 - Sue Harnett, Katie Meier, Leigh Morgan, Teri Rodgers
 1987-88 - Paula Anderson, Dade Fletcher, Katie Meier, Leigh Morgan, Teri Rodgers
 1986-87 - Paula Anderson, Rita Kalinowski, Katie Meier, Chris Moreland, Carolyn Sonzogni
 1985-86 - Paula Anderson, Connie Goins, Kimberly Hunter, Rita Kalinowski, Katie Meier, Chris Moreland, Kathryn Radabaugh
 1984-85 - Paula Anderson, Connie Goins
 1983-84 - Connie Goins, Jo Harlow, Maura Hertzog, Stacy Hurd

Missy Anderson G	1991, 92, 93, 94	Jonesville, Va.	Chelsea Hopkins G	2009, 10	Las Vegas, Nev.
Paula Anderson G/F	1985, 86, 87, 88	Fairfax, Va.	Hilary Howard G	1996, 97, 98, 99	Scarsdale, N.Y.
Alison Bales C	2004, 05, 06, 07	Dayton, Ohio	Caitlin Howe G	2003, 04, 05	Rochester, N.Y.
Robin Baker G	1989, 90, 91, 92	Buhler, Kan.	Brittany Hunter F/C	2004	Columbus, Ohio
Mistie Bass C	2003, 04, 05, 06	Janesville, Wis.	Kim Hunter G	1984, 85, 86, 87	Plainfield, N.J.
Alana Beard G/F	2001, 02, 03, 04	Frierson, La.	Stacy Hurd F	1981, 82, 83, 84	Troy, N.Y.
Lyneé Belton F/C	2015, 16, 17	Clinton, Md.	Keturah Jackson G/F	2006, 07, 08, 09, 10	Columbia, S.C.
Betsy Bergeron G	1976, 77, 78, 79	Greenwich, Conn.	Richa Jackson F	2011, 12, 13, 14	Midwest City, Okla.
Chante Black C	2005, 06, 07, 08, 09	Winston-Salem, N.C.	Brittany James F	1989	West Hempstead, N.Y.
Payton Black C/F	1996, 97, 98, 99	Westchester, Pa.	Joy James	1976	
Zeki Blanding C	1992, 93, 94, 95	Springfield, Va.	Ka'lia Johnson G	2012, 13, 14, 15	Chester, Va.
Joanne Boyle F	1982, 83, 84, 85	Monroeville, Pa.	Nicole Johnson G/F	1991, 92, 93, 94	Fridley, Minn.
Susan Brandau G	1992, 93, 94, 95	Lilburn, Ga.	Alexis Jones G	2013, 14	Midland, Texas
Katie Brodnik F	1996, 97	Vienna, Va.	Takisha Jones F	1996, 97, 98, 99	Orangeburg, S.C.
LaNedra Brown C	2000, 01	Rochester, N.Y.	Rita Kalinowski C	1985, 86, 87	Smithton, Pa.
Lexie Brown G	2016, 17	Suwanee, Ga.	Carey Kauffman G/F	1992, 93, 94, 95	Lilburn, Ga.
Shaeeta Brown G	1994, 95, 97, 98	Brusly, La.	Laurie Koffenberger F	1976, 77	Newark, Del.
Peppi Browne G/F	1997, 98, 99, 00	Silver Spring, Md.	Monika Kost F	1988, 90, 91, 92	Lindenhurst, N.Y.
Liz Bulger C	1977, 78, 79	Rockville, Md.	Jenni Kraft F/G	1989	Franklin, Wis.
Tracy Carter G	1989	Shaker Heights, Ohio	Vicki Krapohl G	2001, 02, 03, 04	Mount Pleasant, Mich.
Joy Cheek F	2007, 08, 09, 10	Charlotte, N.C.	Barb Krause F	1979, 80, 81	Freeport, Maine
Jennifer Chesnut C	1981, 82, 83, 84	Aliief, Texas	Laura Kurz G/F	2005, 06	Lower Gwynedd, Pa.
Oderah Chidom F	2014, 15, 16, 17	Oakland, Calif.	Kyra Lambert G	2016, 17	Cibolo, Texas
Karima Christmas F/G	2008, 09, 10, 11	Houston, Texas	Ellen Langhi F	1986, 87, 88, 89	Hopkinsville, Ky.
Tracey Christopher F	1986, 87, 88, 89	Pittsburgh, Pa.	Celeste Lavoie F	1991, 92	Nashua, N.H.
Windsor Coggeshall F	1994, 95, 96, 97	Vienna, Va.	Laurie Layman	1976	
Heather Conway C	1981	Orange, Canada	Sue Leonard G	1979	Park Ridge, Ill.
Kendall Cooper F	2014, 15, 17	Carson, Calif.	Tricia Liston G	2011, 12, 13, 14	River Forest, Ill.
Jennifer Copeland G	1982	Inman, S.C.	Mary Lockey G	1977, 78	Newport, N.C.
Rometra Craig G	2001	Portola Valley, Calif.	Pam Markiewicz G	1979, 80	West Hartford, Conn.
Monique Currie G/F	2002, 04, 05, 06	Washington, D.C.	Kalita Marsh G	2004	Wilson, N.C.
Ali Day C	1993, 94, 95, 96	Hudson, Ohio	Erin Mathias F/C	2015, 16, 17	Pittsburgh, Pa.
Leslie Earnhardt F	1979, 80	Rockwell, N.C.	Kim Matthews G/F	1979, 80, 81, 82	Cincinnati, Ohio
Ruth Ellis G/F	1978	Greenville, S.C.	Michele Matyasovsky F	2000, 01, 02, 03	Somerdale, N.J.
Nicole Erickson G	1998, 99	Fullerton, Calif.	Tara McCarthy G	1978, 79, 80	Garden City, N.Y.
Valerie Evans F	1991, 92, 93, 94	Terre Haute, Ind.	Dana McDonald G	1990, 91, 92, 93	Milheim, Pa.
Dade Fletcher F	1988	Raleigh, N.C.	Pam McFarland G	1989, 90, 91, 92	Ocean City, N.J.
Jessica Foley G	2003, 04, 05, 06	Wodonga, Victoria, Australia	Jennifer McGinnis F	1995	Oak Ridge, Tenn.
Jennifer Forte C	1997, 98, 99	Raleigh, N.C.	Heather McKaig G	1991, 92, 93	Charlotte, N.C.
Kathy Friend F	1978	Charlottesville, Va.	Jackie McKisson F	1990	Bloomington, Minn.
Jenna Frush G	2012, 13, 14, 15	Durham, N.C.	Nazrawit Medhanie G	1996, 97, 98, 99	Spanga, Sweden
Carrem Gay F	2006, 07, 08, 09	New York, N.Y.	Katie Meier G	1986, 87, 88, 90	Wheaton, Ill.
Lello Gebisa C	2000, 01	West Lafayette, Ind.	Kristina Meiman G	1992, 93, 94, 95	Louisville, Ky.
Krista Gingrich G	1999, 00, 01, 02	Lewistown, Pa.	Candy Mikels F	1982, 83, 84, 85	High Point, N.C.
Carol Giordano F	1978	Decatur, Ga.	Brittany Mitch G/F	2006, 07, 08	McLean, Va.
Connie Goins G	1983, 84, 85, 86	Frankfort, Ky.	Bridgette Mitchell F/G	2007, 08, 09, 10	Trenton, N.J.
Haley Gorecki G	2016, 17	Palatine, Ill.	Sue Monroe F	1979, 80	Washington, D.C.
Chelsea Gray G	2011, 12, 13, 14	Manteca, Calif.	Sierra Moore G/F	2013	Hanover, Pa.
Rebecca Greenwell G	2014, 15, 16, 17	Owensboro, Ky.	Chris Moreland F	1985, 86, 87, 88	Alexandria, Va.
Jeanne Griffin G	1979	Charleston, S.C.	Dana Morgan G	2004	Camden, Ark.
Olga Gvozdenovic C	2000, 01	Glenview, Ill.	Leigh Morgan G	1987, 88, 89, 90	Port Angeles, Wash.
Tyish Hall F	1994, 95, 96, 97	Centreville, Va.	Sheana Mosch G	2000, 01, 02, 03	Clearfield, Pa.
Lynne Hanrahan F	1986	Rockville, Md.	Leaonna Odom F	2017	Lompoc, Calif.
Lindsey Harding G	2003, 04, 05, 06, 07	Houston, Texas	Kira Orr G	1994, 95, 96, 97	Poolesville, Md.
Jo Harlow F	1981, 82, 83, 84	Harrodsburg, Ky.	Rochelle Parent F	1998, 99, 00, 01	Akron, Ohio
Sue Harnett C	1987, 88, 89, 91	Staten Island, N.Y.	Haley Peters G/F	2011, 12, 13, 14	Red Bank, N.J.
Allison Hart F	1983, 84, 85	Peoria, Ill.	Marcy Peterson F	1989, 90	Bowie, Ariz.
Maureen Hathorn F	1978	Wheaton, Md.	Crystal Primm G	2016, 17	West Palm Beach, Fla.
Janee Hayes F	1999, 00, 01	Washington, D.C.	Mary Ann Puckett C	1994	Dowelltown, Tenn.
Katie Heckman C	2013	Centennial, Colo.	Kathy Radabaugh G	1986	Doylestown, Pa.
Amber Henson F	2012, 13, 14, 15, 16	Tampa, Fla.	Holly Reid G/F	1980, 81	Rumson, N.J.
Ada Healey G/F	1981	Atlanta, Ga.	Lauren Rice F	1997, 98, 99, 00	Peru, Ind.
Juanita Hepburn C	1996, 97, 98	Pretoria, South Africa	Mercedes Riggs G	2015, 16	Lindon, Utah
Maura Hertzog G	1982, 83, 84, 85	Allentown, Pa.	Teri Rodgers G	1988, 89, 90	Libertyville, Ill.

Alexis Rogers G/F	2010	West Chester, Ohio
Jennifer Rokus C	1980	Leesburg, Va.
Sofia Roma C	2017	Richmond Hill, N.Y.
Claire Rose G/F	1980, 81, 82, 83	Bryn Mawr, Pa.
Angela Salvadores G	2016	Leon, Spain
Jennifer Scanlon G/F	1993, 94, 95, 96	Ballston, N.Y.
Kathleen Scheer F/G	2009, 10, 11, 12	New Haven, Mo.
Emily Schubert C	2017	Elizabethton, Tenn.
Georgia Schweitzer G	1998, 99, 00, 01	Pataskala, Ohio
Shay Selby G	2009, 10, 11, 12	Cleveland, Ohio
Brooke Smith C	2003	San Anselmo, Calif.
Wanisha Smith G	2005, 06, 07, 08	Upper Marlboro, Md.
Carolyn Sonzogni G	1984, 85, 86, 87	Oradell, N.J.
Alice Steuby F	1990	St. Louis, Mo.
Azurá Stevens F/G	2015, 16	Raleigh, N.C.
Faith Suggs G/F	2016, 17	Flossmoor, Ill.
Sarah Sullivan C	1983, 85, 86, 87	Wynnewood, Pa.
Sigrid Taylor F/C	1977	Staten Island, N.Y.
Kathy Tenney G	1981	Buffalo, N.Y.
Jasmine Thomas G	2008, 09, 10, 11	Fairfax, Va.
Krystal Thomas C	2008, 09, 10, 11	Orlando, Fla.
Patti Thomasson G	1980, 81	Charleston, W. Va.
lciss Tillis F	2001, 02, 03, 04	Tulsa, Okla.
Michele Van Gorp C	1998, 99	Macomb, Mich.
Allison Vernerey C	2010, 11, 12, 13	Alsace, France
Margo Walsh G	1980, 81, 82, 83	Endwell, N.Y.
Patty Walsh G	1976, 77	Bethesda, Md.
Abby Waner G	2006, 07, 08, 09	Highlanda Ranch, Colo.
Emily Waner G	2006, 07, 08	Highlands Ranch, Colo.
Lisa Warren C	1977, 78, 79, 80	Barrington, R.I.
Susan Weeks F	1985	Clayton, Mo.
Chloe Wells G	2011, 12, 13, 14	Colton, Calif.
Missy West G	1997, 99, 00, 01	Malone, N.Y.
Crystal White C	2001	Clinton Township, Mich.
Wynter Whitley F/C	2002, 03, 04, 05	Atlanta, Ga.
Shannon Wills F	1990, 91, 92	Pittsburgh, Pa.
Elizabeth Williams C	2012, 2013, 14, 15	Virginia Beach, Va.
Traci Williams G	1988, 89, 90, 91	Fayetteville, N.C.

Managers

Ben Adams - 2005, 06, 07; Gloria Ahn - 2009, 10, 11; Katy Ast - 1990; Nicole Anderson - 1991; Neil Berlin - 1996, 97, 98, 99; Morgan Bird - 2017; Arway Boker - 2004, 05, 06, 07; Lynn Bolling - 1979, 80; Harold Bost - 1988, 89, 90; Allison Breuer - 2013, 14, 15; Kenny Brown - 1992; Michelle Brown - 1999, 00, 01; Nathaniel Brown - 2015, 16, 17; Thomas Cabo-Hervada - 2016, 17; Camille Carr - 2017; Alexis Carter - 2008, 09, 10; Nina Cevantes - 2016, 17; Lauren Childress - 2012; Jung Inn Choi - 2005, 06, 07; Catherine Citrano - 1985; John Clarke - 2015, 16, 17; Hallie Cramer - 2014, 15, 16; Jessica David - 2010, 11, 12; Darla DeFrance - 1994, 95, 97; Sade Dinkins - 2016, 17; Patrick Erker - 2004, 05, 06, 07; Brooke Evans - 2013, 14, 15, 16; Rob Feagin - 1988; Tommy Feehan - 2005, 06, 07, 08; Carolyn Fishman - 2014, 15, 16; Jake Friedman - 2012; Ann Fields - 2009, 10; Tameika Fleming - 1999, 00, 01; Jake Friedman, 2011, 12, 13; Jill Gambling - 1985; Taylor Glymph - 2009, 10, 11, 12; Junior Gonzales - 2003, 04; Steve Gregg - 1991; Elizabeth Hall - 08; Alexis Harris - 2011; Mychal Harrison - 2000, 01; Abby Hoffman - 2013, 14, 15; Maya Hughes - 2004; Zanzi Huysmans - 2013, 14; Risa Isard - 2011, 12; Erin James - 2005, 07; Jordan Jarrett - 2009, 10; Neil Johnson - 2001; Margaret Jones - 1984; Teresa Jones - 1983, 84; Kathy Kennedy - 1979, 80, 81, 82; Caroline Logue - 2005; Kalita Marsh - 2001, 02, 03; Jaime Marsanico - 98, 99, 00, 01; Paige Martin - 2006, 07; Mari Matthew - 2014, 15; Erinn Menninger - 2013, 14, 15, 16; Faith Moore - 2014; Martha Morris - 1981, 82, 83; Susan Morris - 1981, 82, 83; P.J. Moses - 1992, 93, 94, 95; Samantha Mumma - 2008, 09, 11; Candace Murphy - 2006, 07, 08; Stephanie Louis - 2001, 02, 03, 04; Jany Lyon - 1984; Morgan Oliver - 2010, 11, 12, 13; Elisabeth Pitts - 2011; Amanda Rosen - 2006, 07; Alex Ryan - 2004; Lizette Dos Santos - 2012, 13, 14, 15; Natalie Shammass - 2015, 16, 17; Justin Shapiro - 2004, 05; Margaret Skoglund - 2007, 08, 09, 10; Shani Taylor - 2005; Crystal Terry - 2012, 13, 14; Debbie Teske - 1983; Jasmine Thompson - 2013, 14, 15; Toby Valentino - 1996, 97, 98, 99; Tara Vigil - 2017; Michelle Williams - 1999, 00; Sade In the Woods - 2007; Sonia Xu - 2015, 16, 17.

The following is a list of numbers worn by Duke women's basketball players from the 1977-78 season to the present. The names under each number are listed beginning with the most recent to wear the number.

			Missy Anderson - 1991-94		Dade Fletcher - 1988
			Leigh Morgan - 1990		Connie Goins - 1983-86
			Kim Hunter - 1985-87		Kim Matthews - 1980-82
			Claire Rose - 1980-83		Susan Leonard - 1979
			Betsy Bergeron - 1979	33	Haley Peters - 2011-14
		21	Kendall Cooper - 2014-17		Iciss Tillis - 2001-04
			Joy Cheek - 2007-10		Payton Black - 1996-99
0	Pam McFarland - 1992 (partial)		Krista Gingrich - 1999-2002		Jennifer McGinnis - 1995
1	Elizabeth Williams - 2012-15►		Kristina Meiman - 1992-95		Dana McDonald - 1990-93
	Chelsea Hopkins - 2009-10		Traci Williams - 1988-91		Tracy Christopher - 1986-89
	Mistie Bass - 2003-06		Maura Hertzog - 1983-1985		Jeanne Griffin - 1979
2	Haley Gorecki - 2016-17		Joanne Boyle - 1982		Maureen Hathorn - 1978
	Alexis Jones - 2013-14		Leslie Earnhardt - 1979-80	34	Lynée Belton - 2015-17
	Emily Waner - 2006-08		Stephanie Faserberg - 1978		Krystal Thomas - 2008-11
3	Kianna Holland - 2014		Oderah Chidom - 2014-17		Jennifer Forte - 1997-99
	Shay Selby - 2009-12	22	Brittany Mitch - 2006-08		Rita Kalinowski - 1986-87
	Laura Kurz - 2004-06		Brooke Smith - 2003		Susan Weeks - 1985
	Sheana Mosch - 2000-03		Lello Gebisa - 2001		Jo Harlow - 1981-84
	Teri Rodgers - 1988-90		Nicole Erickson - 1998-99		Margo Walsh - 1980
	Angela Salvadores - 2016		Zeki Blanding - 1992-95		Kathy Friend - 1979
4	Lexie Brown - 2016-17		Marcy Peterson - 1989-90		Liz Bulger - 1978
	Sierra Calhoun - 2014		Carolyn Sonzogni - 1984-87	35	Erin Mathias - 2016-17
	Chloe Wells - 2011-14		Margo Walsh - 1982-83		Jenna Frush - 2012-15
	Abby Waner - 2006-09		Kathy Tenney - 1981		Missy Ayotte - 1990
	Rochelle Parent - 1998-2001		Sue Monroe - 1979-80	40	Lauren Rice - 1997-2000
	Pam McFarland - 1989-92 (partial)		Amy Smolens - 1978		Nicole Johnson - 1991-94
	Paula Anderson - 1985-88		Rebecca Greenwell - 2014-17	23	Ellen Langhi - 1986-89
5	Leonna Odom - 2017		Wanisha Smith - 2005-08		Allison Hart - 1983-85
	Katie Heckman - 2014		Georgia Schweitzer - 1998-2001		Betsy Bergeron - 1978
	Sierra Moore - 2013		Carey Kauffman - 1992-95	41	Michele Matyasovsky - 2000-03
	Jasmine Thomas - 2007-10		Sue Harnett - 1987-89, 1991		Holly Reid - 1980
	Rometra Craig - 2001-02		Joanne Boyle - 1983-85		Kim Matthews - 1979
	Nazrawit Medhanie - 1996-99		Maura Hertzog - 1982		Sigrid Taylor - 1978
	Heather McKaig - 1991-93		Kathleen Scheer - 2009-12	24	Janee Hayes - 1999-2001
	Leigh Morgan - 1987		Jessica Foley - 2003-06		Jennifer Chestnut - 1981
10	Lindsey Harding - 2003-04, 2006-07►		Olga Gvozdenovic - 2000-01		Lynne Hanrahan - 1986
	Peppi Browne - 1997-2000		Tyish Hall - 1994-97		Rita Kaliwnoski - 1985
	Robin Baker - 1989-92		Chris Moreland - 1985-88		Stacy Hurd - 1982-84
	Tara McCarthy - 1980		Mary Lockey - 1978		Jennifer Rokus - 1980
11	Sofia Roma - 2017		Katie Heckman - 2013	25	Ruth Ellis - 1978
	Azurá Stevens - 2015-16		Monique Currie - 2002, 2004-06		Allison Vermerrey - 2010-13
	Chante Black - 2005-09		Missy West - 1997, 1999-2001	43	Alison Bales - 2004-07
	Hilary Howard - 1996-99		Monika Kost - 1988, 1990-92	44	Brittany Hunter - 2004
	Celeste Lavoie - 1991-92		Carol Giordano - 1978		Brittany James - 1989
	Sarah Sullivan - 1985-87		Emily Schubert - 2017		Sarah Sullivan - 1983
	Patti Thomasson - 1981	30	Amber Henson - 2012-16		Barb Krause - 1979-81
	Pam Markiewicz - 1979-80		Carrem Gay - 2006-09		Tarlough Morgan - 1978
12	Mercedes Riggs - 2015-16		Katie Brodnik - 1996-97		Shannon Wills - 1992
	Chelsea Gray - 2011-14		Valerie Evans - 1991-94	45	Takisha Jones - 1996-99
	Vicki Krapohl - 2001-04		Jenni Kraft - 1989	50	Susan Weeks - 1984
	Kira Orr - 1994-97		Kathy Radabaugh - 1986		Stacy Hurd - 1981
	Leigh Morgan - 1988-89		Jennifer Chestnut - 1982-84	52	Ali Day - 1993-96
	Patti Thomasson - 1980		Holly Reid - 1981		Candy Mikels - 1982-84
	Tara McCarthy - 1978-79		Lisa Warren - 1977-80		Ada Healey - 1981
13	Crystal Primm - 2016-17		Keturah Jackson - 2007-10	54	Jackie McKisson - 1990
	Karima Christmas - 2008-11	31	Winter Whitley - 2002-05		Kim Hunter - 1985-87
	Jennifer Scanlon - 1993-96		Michele Van Gorp - 1998-99	55	Crystal White - 2001-02
	Alice Steuby - 1990		Susan Brandau - 1992-95		Juanita Hepburn - 1996-98
14	Faith Suggs - 2016-17		Katie Meier - 1986-88, 1990		Mary Ann Puckett - 1994
	Ka'lia Johnson - 2012-15		Margo Walsh - 1981		
	Candy Mikels - 1985		Liz Bulger - 1979		Unknown numbers:
15	Kyra Lambert - 2016-17		Sue Monroe - 1978		Joy James - 1976
	Richa Jackson - 2011-14		Erin Mathias - 2015		Laurie Koffenberger - 1976-77
	Bridgette Mitchell - 2007-10	32	Tricia Liston - 2011-14		Laurie Layman - 1976
	Windsor Coggeshall - 1994-97		Alexis Rogers - 2010		Patty Walsh - 1976-77
	Tracy Carter - 1989		Caitlin Howe - 2003-05		
	Kathy Friend - 1978		LaNedra Brown - 2000-01		
20	Alana Beard - 2001-04►		Shaeta Brown - 1994-95, 1997-98		
	Lello Gebisa - 2000				

► Indicates that number has been retired in honor of that player



20

Alana Beard
2001-04

On Jan. 24, 2004, Alana Beard became the first women's basketball player at Duke to have her jersey retired.

A sellout crowd of 9,314 packed Cameron Indoor Stadium to view the ceremony in a contest versus Tennessee. Beard, a native of Shreveport, La., joined the 11 men's basketball players who have had their jerseys retired.

In attendance along with Alana were her parents LeRoy and Marie Beard.

Over her career, Beard was the 2002-03 and 2003-04 National Player of the Year, a three-time ACC Player of the Year, three-time Kodak All-America, three-time Associated Press All-America, four-time All-ACC Defensive selection and we could go on and on...

Beard left Duke scoring an amazing 2,687 points, which is more than any women's player in Duke history. For her career, Beard registered averages of 19.8 points, 5.8 rebounds, 3.7 assists, 3.0 steals and hit 52.7 percent of her field goals.

Over her four years, she was selected ACC Player of the Week an ACC-record 18 times, which is 11 more than any other player in the history of the ACC. Beard was also the first player in ACC history to be named ACC Player of the Year for three straight years.



10

Lindsey Harding
2003-07

When Lindsey Harding arrived at Duke, no Blue Devil had ever had the honor of a retired jersey. She went on to watch Alana Beard's jersey be hung in the rafters in 2004 and wanted to have hers next to Beard's one day.

This dream became a reality on Jan. 20, 2008, as Harding's jersey was raised among the other great Duke Basketball players at halftime of the N.C. State game.

In attendance along with Harding was her father, Michael Harding, her mom Lillian Andrews and her stepmom Carlotta Harding.

Over her career, Harding scored 1,298 points, posted a school-record 579 assists, 565 rebounds and 261 steals.

Harding, who is from Houston, Texas, became only the second Duke player (Alana Beard) and sixth ACC player in league history to notch over 1,000 points, 500 assists, 500 rebounds and 250 steals over their career.

As a senior, Harding earned the Naismith Award and ESPN.com National Player of the Year, while also taking home the inaugural Defensive Player of the Year award from the WBCA. A first team All-America as a senior, Harding also won the Nancy Lieberman Award as the nation's top point guard, won the ACC Player of the Year, ACC Defensive Player of the Year and earned the Frances Pomeroy Naismith Award.



1

Elizabeth Williams
2012-15

After coming in as a nation's No. 1 recruit, Elizabeth Williams didn't dissapoint over her four years with the Blue Devils.

On Dec. 29, 2016, Williams had her jersey retired and in attendance with her was her parents Dr. Alex & Margaret Williams, brother (Mark) and sister (Victoria).

Williams, Duke's first four-time Associated Press All-America and only the eighth NCAA player to earn those honors each of her four years, earned the 2015 WBCA National Defensive Player of the Year.

She became the first ACC player in history to register over 1,900 points, 1,000 rebounds and 400 blocks and just the second Duke player to post 1,000 rebounds in a career

Williams was the the second player in ACC history to be named First Team All-ACC four straight years and was the first four-time ACC Defensive Player of the Year.

A product of Virginia Beach, Va., Williams blocked a shot in the first 91 games she appeared in at Duke, which is a Duke and ACC record and became the fourth-quickest Blue Devil to reach 1,000 points in 69 games. She was one of only six Duke players to post a triple-double.

She finished her career ranking ninth all-time in NCAA history in blocked shots with 426 and listed fifth in NCAA Tournament history with 44.

Career Statistics

Alana Beard

YEAR	G-GS	MIN-AVG	FG-FGA	PCT	3P-3PA	PCT	FT-FTA	PCT	REB	AVG	PF-FO	AST	TO	BS	ST	PTS	AVG
2000-01	30-30	893-29.8	194-379	.512	10-51	.196	111-141	.787	136	4.5	86-4	113	81	30	106	509	17.0
2001-02	35-35	1164-33.1	275-481	.572	25-66	.379	119-158	.753	213	6.1	88-2	154	93	25	114	694	19.8
2002-03	37-37	1161-31.4	294-558	.527	24-85	.282	201-259	.776	256	6.9	98-0	110	87	48	104	813	22.0
2003-04	34-34	1067-31.4	242-488	.496	36-115	.313	151-194	.778	184	5.4	74-0	132	76	46	80	671	19.7
Career	136-136	4285-31.5	1005-1906	.527	95-317	.300	582-752	.774	789	5.8	346-6	509	337	149	404	2687	19.8

Lindsey Harding

YEAR	G-GS	MIN-AVG	FG-FGA	PCT	3P-3PA	PCT	FT-FTA	PCT	REB	AVG	PF-FO	AST	TO	BS	ST	PTS	AVG
2002-03	37-16	958-25.9	84-192	.438	1-13	.077	62-81	.765	145	3.9	63-1	124	59	9	68	231	6.2
2003-04	34-33	1003-29.5	83-181	.459	7-29	.241	57-87	.655	154	4.5	60-1	168	76	2	67	230	6.8
2004-05	Redshirt Season																
2005-06	35-35	1012-28.9	138-287	.481	23-56	.411	75-96	.781	130	3.7	48-1	156	84	4	75	374	10.7
2006-07	34-34	1035-30.4	169-381	.444	24-63	.381	101-135	.748	136	4.0	49-0	131	77	10	51	463	13.6
Career	140-118	4008-28.6	474-1041	.455	55-161	.342	295-399	.739	565	4.0	220-3	579	296	25	261	1298	9.3

Elizabeth Williams

YEAR	G-GS	MIN-AVG	FG-FGA	PCT	3P-3PA	PCT	FT-FTA	PCT	REB	AVG	PF-FO	AST	TO	BS	ST	PTS	AVG
2011-12	33-33	1008-30.5	186-383	.486	1-2	.500	88-145	.607	259	7.8	78-1	54	101	116	51	461	14.0
2012-13	36-36	1063-29.5	215-423	.508	0-1	.000	116-167	.695	264	7.3	63-0	45	78	107	41	546	15.2
2013-14	35-35	1066-30.5	202-384	.526	0-0	.000	80-142	.563	267	7.6	77-4	76	79	108	45	484	13.8
2014-15	32-32	1025-32.0	188-385	.488	0-0	.000	88-147	.599	288	9.0	10-1	81	92	95	48	464	14.5
Career	136-132	4162-30.6	791-1575	.502	1-3	.333	372-601	.619	1078	7.9	288-6	256	350	426	185	1955	14.4

1968-69 - Head Coaches: Lorraine Woodyard, Calla Raynor **

1969-70 - Head Coach: Calla Raynor **

1970-71 - Head Coach: Calla Raynor **

1971-72 - Head Coach: Calla Raynor **

1972-73 - Head Coach: Calla Raynor **

1973-74 - Head Coach: Calla Raynor **

1974-75 - Head Coach: Emma Jean Howard **

1975-76 - Head Coach: Emma Jean Howard

1976-77 - Head Coach: Emma Jean Howard

1977-78 - Head Coach: Debbie Leonard

1978-79 - Head Coach: Debbie Leonard
Assistant Coach: Jacki Silar

1979-80 - Head Coach: Debbie Leonard
Assistant Coach: Jacki Silar

1980-81 - Head Coach: Debbie Leonard
Assistant Coach: Jacki Silar

1981-82 - Head Coach: Debbie Leonard
Assistant Coach: Jacki Silar

1982-83 - Head Coach: Debbie Leonard
Assistant Coach: Jacki Silar

1983-84 - Head Coach: Debbie Leonard
Assistant Coaches: Jacki Silar, Nancy Frank

1984-85 - Head Coach: Debbie Leonard
Assistant Coaches: Patience V. Murphy, Jacki Silar

1985-86 - Head Coach: Debbie Leonard
Assistant Coach: Jacki Silar

1986-87 - Head Coach: Debbie Leonard
Assistant Coach: Jacki Silar

1987-88 - Head Coach: Debbie Leonard
Assistant Coaches: Sherri Pickard, Jacki Silar

1988-89 - Head Coach: Debbie Leonard
Assistant Coaches: Sherri Pickard, Jacki Silar

1989-90 - Head Coach: Debbie Leonard
Assistant Coaches: Jacki Silar, Gale Valley

1990-91 - Head Coach: Debbie Leonard
Assistant Coaches: Jacki Silar, Gale Valley

1991-92 - Head Coach: Debbie Leonard
Assistant Coaches: Jacki Silar, Gale Valley

1992-93 - Head Coach: Gail Goestenkers
Assistant Coaches: Gale Valley, Cleve Wright

1993-94 - Head Coach: Gail Goestenkers
Assistant Coaches: Joanne Boyle, Gale Valley, Lisa Zodtner

1994-95 - Head Coach: Gail Goestenkers
Assistant Coaches: Joanne Boyle, LaWaynta Dawson, Gale Valley

1995-96 - Head Coach: Gail Goestenkers
Assistant Coaches: Joanne Boyle, Shonta Tabourn, Gale Valley

1996-97 - Head Coach: Gail Goestenkers
Assistant Coaches: Joanne Boyle, Shonta Tabourn, Gale Valley

1997-98 - Head Coach: Gail Goestenkers
Assistant Coaches: Joanne Boyle, Shonta Tabourn, Gale Valley

1998-99 - Head Coach: Gail Goestenkers
Assistant Coaches: Joanne Boyle, Shonta Tabourn, Gale Valley

1999-00 - Head Coach: Gail Goestenkers
Assistant Coaches: Joanne Boyle, Shonta Tabourn, Gale Valley

2000-01 - Head Coach: Gail Goestenkers
Assistant Coaches: Joanne Boyle, Shonta Tabourn, Gale Valley

2001-02 - Head Coach: Gail Goestenkers
Assistant Coaches: Joanne Boyle, Shaeeta Brown, Gale Valley, Georgia Schweitzer

2002-03 - Head Coach: Gail Goestenkers
Assistant Coaches: Georgia Schweitzer, Gale Valley, LaVonda Wagner

2003-04 - Head Coach: Gail Goestenkers
Assistant Coaches: Georgia Schweitzer, Gale Valley, LaVonda Wagner

2004-05 - Head Coach: Gail Goestenkers
Assistant Coaches: Shannon Perry, Gale Valley, LaVonda Wagner

2005-06 - Head Coach: Gail Goestenkers
Assistant Coaches: Tia Jackson, Shannon Perry, Gale Valley

2006-07 - Head Coach: Gail Goestenkers
Assistant Coaches: Tia Jackson, Shannon Perry, Gale Valley

2007-08 - Head Coach: Joanne P. McCallie
Assistant Coaches: Al Brown, Shannon Perry, Samantha Williams

2008-09 - Head Coach: Joanne P. McCallie
Assistant Coaches: Al Brown, Shannon Perry, Samantha Williams

2009-10 - Head Coach: Joanne P. McCallie
Assistant Coaches: Al Brown, Trisha Strafford-Odom, Samantha Williams

2010-11 - Head Coach: Joanne P. McCallie
Assistant Coaches: Al Brown, Trisha Strafford-Odom, Samantha Williams

2011-12 - Head Coach: Joanne P. McCallie
Assistant Coaches: Al Brown, Candice M. Jackson, Joy Cheek

2012-13 - Head Coach: Joanne P. McCallie
Assistant Coaches: Al Brown, Candice M. Jackson, Joy Cheek

2013-14 - Head Coach: Joanne P. McCallie
Assistant Coaches: Al Brown, Candice M. Jackson, Hernando Planells

2014-15 - Head Coach: Joanne P. McCallie
Assistant Coaches: Al Brown, Hernando Planells, Rene Haynes, Michele Van Gorp

2015-16 - Head Coach: Joanne P. McCallie
Assistant Coaches: Al Brown, Hernando Planells, Rene Haynes, Michele Van Gorp

2016-17 - Head Coach: Joanne P. McCallie
Assistant Coaches: Al Brown, Hernando Planells, Rene Haynes,

** Women's Basketball became a varsity sport at Duke in 1975-76.

Appearances: 38	
All-Time Record: 47-32 (.595)	
Best Finish:	
ACC Champions (2000-04, 2010-11, 2013)	
Final Appearances: 15	
Semifinal Appearances: 23	
Record in Overtime Games: 3-2	
All-Tournament Team Selections:	
First Team: 34	
Second Team: 24	
Coaches' Records:	
Debbie Leonard (1978-92) 2-15	
Gail Goestenkors (1993-07) 26-10, 5 titles	
Joanne P. McCallie (2008-present) 19-7, 3 titles	
Consecutive Wins in ACC Tournament:	
Duke, 2000-05	17
North Carolina, 2005-09	14
Notre Dame, 2014-present	12
Maryland, 1981-84	10
Virginia, 1992-94	8
ACC Tournament MVP Selections:	
2013 - Alexis Jones	
2011 - Jasmine Thomas	
2010 - Jasmine Thomas	
2004 - Iciss Tillis	
2003 - Iciss Tillis	
2002 - Monique Currie	
2001 - Georgia Schweitzer	
Double-Doubles in the ACC Tournament	
Azurá Stevens	3
Haley Peters	2
Chante Black	2
Monique Currie	2
Monika Kost	2
Katie Meier	2
Chris Moreland	2
Lisa Warren	2
Elizabeth Williams	2
Alana Beard	1
Oderah Chidom	1
Jennifer Chestnut	1
Tracey Christopher	1
Carrem Gay	1
Carey Kauffman	1
Lauren Rice	1
Iciss Tillis	1
Mistie Williams	1
Traci Williams	1
Tricia Liston	1

All-Time Results in the ACC Tournament

1978 • Charlottesville, Va.			1994 • Rock Hill, S.C.		
#7 DU vs. #2 Maryland	L	39-103	#4 DU vs. #5 Maryland	L	45-60
1979 • Raleigh, N.C.			1995 • Rock Hill, S.C.		
#6 DU vs. #3 Clemson	L	56-81	#4 DU vs. #5 Clemson	W	78-71
1980 • College Park, Md.			#4 DU vs. #1 Virginia	W	83-82
#5 DU vs. #4 North Carolina	L	63-85	#4 DU vs. #2 North Carolina	L	70-95
1981 • Clemson, S.C.			1996 • Rock Hill, S.C.		
#6 DU vs. #3 Maryland	L	49-72	#2 DU vs. #7 Wake Forest	W	67-61
1982 • Raleigh, N.C.			#2 DU vs. #3 N.C. State	W	79-62
#7 DU vs. #2 N.C. State	L	55-69	#2 DU vs. #4 Clemson#	L	54-71
1983 • Fayetteville, N.C.			1997 • Charlotte, N.C.		
#4 DU vs. #5 Clemson (OT)	L	92-93	#5 DU vs. #4 Maryland (OT)	W	60-52
1984 • Fayetteville, N.C.			#5 DU vs. #1 North Carolina	L	55-66
#6 DU vs. #3 N.C. State	L	68-81	1998 • Charlotte, N.C.		
1985 • Fayetteville, N.C.			#1 DU vs. #8 Georgia Tech	W	100-56
#5 DU vs. #4 Clemson	W	81-76	#1 DU vs. #4 North Carolina	L	52-56
#5 DU vs. #1 N.C. State	L	57-89	1999 • Charlotte, N.C.		
1986 • Fayetteville, N.C.			#1 DU vs. #9 Florida State	W	90-57
#3 DU vs. #6 Wake Forest	L	71-72	#1 DU vs. #4 Clemson	L	71-76
1987 • Fayetteville, N.C.			2000 • Greensboro, N.C.		
#4 DU vs. #5 Maryland	L	62-64	#2 DU vs. #8 Florida State	W	92-65
1988 • Fayetteville, N.C.			#2 DU vs. #6 Georgia Tech	W	77-56
#4 DU vs. #5 Clemson	L	65-81	#2 DU vs. #5 North Carolina	W	79-76
1989 • Fayetteville, N.C.			2001 • Greensboro, N.C.		
#7 DU vs. #2 N.C. State	L	50-89	#1 DU vs. #9 Wake Forest	W	75-68 (OT)
1990 • Fayetteville N.C.			#1 DU vs. #4 Florida State	W	72-56
#6 DU vs. #3 Clemson	L	68-77	#1 DU vs. #3 N.C. State	W	57-45
1991 • Fayetteville, N.C.			2002 • Greensboro, N.C.		
#5 DU vs. #4 Clemson	L	58-60	#1 DU vs. #9 Florida State	W	82-66
1992 • Rock Hill, S.C.			#1 DU vs. #4 Virginia	W	71-67
#8 DU vs. #9 Wake Forest	W	61-52	#1 DU vs. #2 North Carolina	W	87-80
#8 DU vs. #1 Virginia	L	55-81	2003 • Greensboro, N.C.		
1993 • Rock Hill, S.C.			#1 DU vs. #9 Wake Forest	W	64-59
#9 DU vs. #8 Wake Forest	L	69-70	#1 DU vs. #5 Georgia Tech	W	76-52
			#1 DU vs. #2 North Carolina	W	77-59



2005 • Greensboro, N.C.

#2 DU vs. #10 Wake Forest	W	107-50
#2 DU vs. #6 Maryland	W	77-44
#2 DU vs. #1 North Carolina	L	67-88

2006 • Greensboro, N.C.

#2 DU vs. #7 Virginia Tech	W	69-56
#2 DU vs. #3 Maryland	L	70-78

2007 • Greensboro, N.C.

#1 DU vs. #8 Virginia	W	79-58
#1 DU vs. #4 N.C. State	L	65-70

2008 • Greensboro, N.C.

#3 DU vs. #6 Florida State	W	81-67
#3 DU vs. #2 Maryland	W	74-63
#3 DU vs. #1 North Carolina	L	73-86

2009 • Greensboro, N.C.

#3 DU vs. #6 Virginia	W	76-53
#3 DU vs. #2 Florida State	W	75-57
#3 DU vs. #1 Maryland	L	89-92 (OT)

2010 • Greensboro, N.C.

#1 DU vs. #9 Maryland	W	66-64
#1 DU vs. #4 Georgia Tech	W	67-55
#1 DU vs. #6 N.C. State	W	70-60

2011 • Greensboro, N.C.

#1 DU vs. #9 Wake Forest	W	79-50
#1 DU vs. #5 Georgia Tech	W	74-66
#1 DU vs. #6 North Carolina	W	81-66

2012 • Greensboro, N.C.

#1 DU vs. #9 N.C. State	L	73-75
-------------------------	---	-------

2013 • Greensboro, N.C.

#1 DU vs. #9 N.C. State	W	79-65
#1 DU vs. #4 Florida State	W	72-66
#1 DU vs. #3 North Carolina	W	92-73

2014 • Greensboro, N.C.

#2 DU vs. #7 Georgia Tech	W	82-52
#2 DU vs. #6 North Carolina	W	66-61
#2 DU vs. #1 Notre Dame	L	53-69

2015 • Greensboro, N.C.

#4 DU vs. #13 Wake Forest	W	77-68
#4 DU vs. #1 Notre Dame	L	49-55

2016 • Greensboro, N.C.

#8 DU vs. #9 Virginia	W	57-53
#8 DU vs. #1 Notre Dame	L	54-83

2017 • Conway, S.C.

#3 DU vs. #6 Syracuse	W	68-46
#3 DU vs. #7 Miami	W	57-52
#3 DU vs. #1 Notre Dame	L	61-84

Women's NIT**1986 • Amarillo, Texas**

vs. West Texas State W, 68-67
 vs. Northwestern State L, 88-89
 vs. Notre Dame L, 67-74

1987 (East Region, #7 Seed)

First & Second Rounds • Durham & Piscataway		
vs. Manhattan (#10 seed)	W	70-55
at Rutgers (#2 seed)	L	64-78

1995 (East Region, #5 Seed)

First & Second Rounds • Tuscaloosa, Ala.		
vs. Oklahoma State (#12 seed)	W	76-64
vs. #13/14 Alabama (40T) (#4 seed)	L	120-121

1996 (Midwest Region, #4 Seed)

First & Second Rounds • Durham, N.C.		
vs. James Madison (#13 seed)	W	85-53
vs. San Francisco (#12 seed)	L	60-64

1997 (Midwest Region, #5 Seed)

First & Second Rounds • Champaign, Ill.		
vs. DePaul (#12 seed)	W	70-56
vs. Illinois (#4 seed)	L	67-85

1998 (West Region, #2 Seed)

First & Second Rounds • Durham, N.C.		
vs. Middle Tenn. State (#15 seed)	W	92-67
vs. Louisville (#10 seed)	W	69-53

West Regional • Oakland, Calif.

vs. #13/12 Florida (#3 seed)	W	71-58
vs. Arkansas (#9 seed)	L	72-77

1999 (East Region, #3 Seed)

First & Second Rounds • Durham, N.C.		
vs. Holy Cross (#14 seed)	W	79-51
vs. St. Joseph's (#11 seed)	W	66-60

East Regional • Greensboro, N.C.

vs. #5/5 Old Dominion (#2 seed)	W	76-63
vs. #2/2 Tennessee (#1 seed)	W	69-63

Final Four • San Jose, Calif.

vs. #12/12 Georgia (#3 seed)	W	81-69
------------------------------	---	-------

National Championship • San Jose, Calif.

vs. #1/1 Purdue (#1 seed)	L	45-62
---------------------------	---	-------

2000 (East Region, #2 Seed)

First & Second Rounds • Durham, N.C.		
vs. Campbell (#15 seed)	W	71-42
vs. Western Kentucky (#10 seed)	W	90-70

East Regional • Richmond, Va.

vs. #15/12 Louisiana State (#3 seed)	L	66-79
--------------------------------------	---	-------

2001 (West Region, #1 Seed)

First & Second Rounds • Durham, N.C.		
vs. Univ. of Wisc.-Milw. (#16 seed)	W	96-63
vs. Arkansas (#9 seed)	W	75-54

West Regional • Spokane, Wash.

vs. #15/15 SW Missouri St. (#5 seed)	L	71-81
--------------------------------------	---	-------

2002 (East Region, #1 Seed)

First & Second Rounds • Durham, N.C.		
Norfolk State (#16 seed)	W	95-48
#-/25 TCU (#3 seed)	W	76-66

East Regional • Raleigh, N.C.

vs. #14/14 Texas (#4 seed)	W	62-46
vs. #13/13 South Carolina (#3 seed)	W	77-68

Final Four • San Antonio, Texas

vs. #2 Oklahoma (#1 seed)	L	71-86
---------------------------	---	-------

2003 (Midwest Region, #1 Seed)

First & Second Rounds • Raleigh, N.C.		
vs. Georgia State (#16 seed)	W	66-48
vs. Utah (#8 seed)	W	65-54

Midwest Regional • Albuquerque, N.M.

vs. #19/20 Georgia (#5 seed)	W	66-63
vs. #7/8 Texas Tech (#2 seed)	W	57-51

Final Four • Atlanta, Ga.

vs. #4 Tennessee (#1 seed)	L	56-66
----------------------------	---	-------

2004 (Midwest Region, #1 Seed)

First & Second Rounds • Durham, N.C.		
vs. Northwestern State (#16 seed)	W	103-51
vs. Marquette (#9 seed)	W	76-67

Midwest Regional • Norfolk, Va.

vs. #7/5 Louisiana Tech (#5 seed)	W	63-49
vs. #24/22 Minnesota (#7 seed)	L	75-82

2005 (Chattanooga Regional, #2 Seed)

First Round • Chapel Hill, N.C.		
vs. Canisius (#15 seed)	W	80-48
vs. #25/-- Boston College (#7 seed)	W	70-65

Chattanooga Region • Chattanooga, Tenn.

vs. #20/20 Georgia (#6 seed)	W	63-57
vs. #2/4 Louisiana State (#1 seed)	L	49-59

2006 (Bridgeport Regional, #1 Seed)

First & Second Rounds • Norfolk, Va.		
vs. Southern (#16 seed)	W	96-27
vs. Southern California (#8 seed)	W	85-51

Bridgeport Region • Bridgeport, Conn.

vs. #16/17 Michigan State (#4 Seed)	W	86-61
vs. #8/7 Connecticut (#2 Seed)	W	63-61

Final Four • Boston, Mass.

vs. #5/5 LSU (#1 Seed)	W	64-45
vs. #3/3 Maryland (OT) (#2 Seed)	L	75-78

2007 (Greensboro Regional, #1 Seed)

First & Second Rounds • Raleigh, N.C.		
vs. Holy Cross (#16 Seed)	W	81-44
vs. Temple (#8 Seed)	W	62-52

Greensboro Region • Greensboro, N.C.

vs. #15/18 Rutgers (#4 Seed)	L	52-53
------------------------------	---	-------

2008 (Oklahoma City Regional, #3 Seed)

First & Second Rounds • College Park, Md.		
vs. Murray State (#14 Seed)	W	78-57
vs. Arizona State (#6 Seed)	W	67-59

Oklahoma City Region • Oklahoma City, Okla.

vs. #8/9 Texas A&M (#2 Seed)	L	63-77
------------------------------	---	-------

2009 (Berkeley, #1 Seed)

First & Second Rounds • East Lansing, Mich.		
vs. Austin Peay (#16 Seed)	W	83-42
at Michigan State (#9 Seed)	L	49-63

2010 (Memphis, #2 Seed)

First & Second Rounds • Durham, N.C.		
vs. Hampton (#15 Seed)	W	72-37
vs. #21/-- LSU (#7 Seed)	W	60-52

Memphis Region • Memphis, Tenn.

vs. San Diego State (#11 Seed)	W	66-58
vs. #14/18 Baylor (#4 Seed)	L	48-51

2011 (Philadelphia, #2 Seed)

First & Second Rounds • Durham, N.C.		
vs. Tennessee-Martin (#15 Seed)	W	90-45
vs. #19/17 Marist (#10 Seed)	W	71-66

Philadelphia Region • Philadelphia, Pa.

vs. #10/12 DePaul (#3 Seed)	W	70-63
vs. #1/1 Connecticut (#1 Seed)	L	40-75

2012 (Fresno, #2 Seed)

First & Second Rounds • Nashville, Tenn.		
vs. Samford (#15 Seed)	W	82-47
at Vanderbilt (#7 Seed)	W	96-80

Fresno Region • Fresno, Calif.

vs. #14/21 St. John's (#3 Seed)	W	74-47
vs. #2/2 Stanford (#1 Seed)	L	69-81

2013 (Norfolk, #2 Seed)

First & Second Rounds • Durham, N.C.		
vs. Hampton (#15 Seed)	W	67-51
at Oklahoma State (#7 Seed)	W	68-59

Norfolk Region • Norfolk, Va.

vs. #24/25 Nebraska (#6 Seed)	W	53-45
vs. #2/2 Notre Dame (#1 Seed)	L	76-87

2014 (Nebraska, #2 Seed)

First & Second Rounds • Durham, N.C.		
vs. Winthrop (#15 Seed)	W	87-45
vs. DePaul (#7 Seed)	L	65-74

2015 (Spokane, #4 Seed)

First & Second Rounds • Durham, N.C.		
vs. Albany (#13 Seed)	W	54-52
vs. Mississippi State (#5 Seed)	W	64-56

Spokane Region • Spokane, Wash.

vs. #4/3 Maryland (#1 Seed)	L	55-65
-----------------------------	---	-------

2017 (Bridgeport, #2 Seed)

First & Second Rounds • Durham, N.C.		
vs. Hampton (#15 Seed)	W	94-31
vs. Oregon (#10 Seed)	L	65-74

ACC Big Four Classic

1996-97 (Greensboro, N.C.)
Dec. 28 Rutgers W, 74-36
Dec. 29 George Wash. L, 48-54

1995-96 (Greensboro, N.C.)

Dec. 29 Kentucky W, 73-54
Dec. 30 Syracuse W, 84-40

ACC/SEC Challenge

2001-02 (Atlanta, Ga.)
Dec. 27 Tennessee L, 68-89

Auburn Holiday Classic

2004-05 (Auburn, Ala.)
Dec. 29 Rhode Island W, 89-63
Dec. 31 Auburn W, 80-61

Blockbuster Classic

2004-05 (Indianapolis, Ind.)
Dec. 18 Purdue W, 66-48

Blue Sky Classic

2006-07 (Hanover, N.H.)
Dec. 29 Dartmouth W, 77-40
Dec. 30 Boston University W, 72-42

Boilermaker Classic

1992-92 (West Lafayette, Ind.)
Dec. 28 Purdue L, 58-74
Dec. 29 Kent State W, 84-79

Bowling Green Bank

1989-90 (Bowling Green, Ky.)
Nov. 25 Illinois L, 63-68
Nov. 26 St. John's W, 95-63

Cahill Invitational

1986-87 (Jamaica, N.Y.)
Dec. 29 St. John's W, 80-63
Dec. 30 Kentucky W, 68-63

Caribbean Challenge

2015-16 (Cancun, Mexico)
Nov. 26 Idaho W, 74-68
Nov. 27 Iowa State W, 86-48
Nov. 28 Texas State W, 85-34

2009-10 (Cancun, Mexico)

Nov. 26 Western Kentucky W, 70-47
Nov. 27 Marquette W, 74-43

2006-07 (Cancun, Mexico)

Dec. 19 Bowling Green W, 55-46
Dec. 20 SMU W, 75-45
Dec. 21 Pittsburgh W, 72-51

Central Fidelity Invitational

1996-97 (Richmond, Va.)
Dec. 7 Old Dominion L, 77-89
Dec. 8 Richmond W, 89-60

Coca Cola Jowers Jamboree

1990-91 (San Marcos, Texas)
Dec. 7 San Antonio W, 71-68
Dec. 8 SW Texas State W, 68-57

DePaul Invitational

2008-09 (Chicago, Ill.)
Nov. 21 Hartford L, 51-53
Nov. 22 Southern W, 93-52

1986-87 (Chicago, Ill.)

Nov. 28 Florida W, 76-74
Nov. 29 DePaul L, 72-78

Dial Classic

1983-84 (Miami, Fla.)
Dec. 29 Providence L, 64-65
Dec. 30 Seton Hall L, 67-74

Disney Honda Elite 4 Classic

2001-02 (Orlando, Fla.)
Dec. 2 Louisiana Tech W, 76-64

1998-99 (Orlando, Fla.)

Dec. 6 Tennessee L, 60-74

Downeast Auto Classic

1988-89 (Bangor, Maine)
Nov. 25 Eastern Wash. W, 79-57
Nov. 26 San Diego W, 64-56

Duke Classic

2005-06 (Durham, N.C.)
Nov. 25 Arkansas State W, 110-56
Nov. 27 Auburn W, 69-37

2003-04 (Durham, N.C.)

Nov. 29 Stephen F. Austin W, 119-53
Nov. 30 Auburn 66-57

2002-03 (Durham, N.C.)

Dec. 6 Howard W, 128-53
Dec. 8 St. Joseph's W, 82-48

2001-02 (Durham, N.C.)

Nov. 24 Davidson W, 107-58
Nov. 25 South Carolina L, 81-87*

2000-01 (Durham, N.C.)

Nov. 25 Duquesne W, 97-66
Nov. 26 Toledo W, 71-41

1999-00 (Durham, N.C.)

Nov. 27 Florida A&M W, 93-38
Nov. 28 Penn State W, 63-49

1998-99 (Durham, N.C.)

Nov. 28 Villanova W, 75-47
Nov. 29 Marquette W, 91-60

1997-98 (Durham, N.C.)

Dec. 6 Ohio W, 99-59
Dec. 7 Michigan W, 64-63

1996-97 (Durham, N.C.)

Nov. 30 Illinois State W, 85-58
Dec. 1 St. Joseph's W, 63-46

1995-96 (Durham, N.C.)

Dec. 2 Delaware W, 95-50
Dec. 4 Michigan State W, 67-52

1994-95 (Durham, N.C.)

Dec. 3 Wis.-Milwaukee W, 104-34
Dec. 4 Indiana State W, 100-66

1993-94 (Durham, N.C.)

Dec. 4 American W, 104-71
Dec. 5 Miami (Ohio) W, 98-54

1992-93 (Durham, N.C.)

Dec. 4 Northeastern W, 64-53
Dec. 5 Virginia Tech W, 85-63

1991-92 (Durham, N.C.)

Dec. 6 Yale W, 60-55
Dec. 7 Seton Hall L, 60-67

1990-91 (Durham, N.C.)

Dec. 1 Harvard W, 90-76
Dec. 2 Purdue L, 58-69

1989-90 (Durham, N.C.)

Dec. 1 New Hampshire W, 82-47
Dec. 2 Boston College W, 85-64

1988-89 (Durham, N.C.)

Dec. 2 Cleveland State W, 100-60
Dec. 3 James Madison W, 80-79

Duke/Wake Forest Classic

1984-85 (Winston-Salem, N.C.)
Nov. 23 Furman W, 103-66
Nov. 24 William & Mary W, 86-48

Eastern Kentucky Tournament

1983-84 (Richmond, Va.)
Dec. 2 Toledo W, 66-59
Dec. 3 Eastern Kentucky L, 44-46

ESPN Invitational

2007-08 (Tampa, Fla.)
Nov. 15 South Florida W, 89-52

Felpausch/MSU Holiday Classic

1990-91 (Lansing, Mich.)
Nov. 24 Louisville L, 66-73
Nov. 25 Georgetown W, 80-68

Fun in the Sun Shootout

2000-01 (Cancun, Mexico)
Dec. 17 Arkansas State W, 69-45
Dec. 19 Oral Roberts W, 62-51

Harvard Invitational

1991-92 (Cambridge, Mass.)
Nov. 30 Fairfield W, 75-68
Dec. 1 Harvard W, 86-63

Jimmy V Women's Basketball Classic

2013-14 (Durham, N.C.)
Dec. 17 Connecticut L, 61-83

2010-11 (Durham, N.C.)

Dec. 6 Texas A&M W, 61-58

2006-07 (Piscataway, N.J.)

Dec. 4 Rutgers W, 85-45

2003-04 (Raleigh, N.C.)

Nov. 23 Purdue W, 93-63

2002-03 (Raleigh, N.C.)

Nov. 24 Tennessee W, 76-55

Junkanoo Jam

2011-12 (Grand Bahamas Island, Bahamas)
Nov. 25 Gardner-Webb W, 97-31
Nov. 26 Notre Dame L, 54-56

2004-05 (Grand Bahamas Island, Bahamas)

Nov. 26 Stephen F. Austin W, 84-29
Nov. 27 Kansas State 63-51

Lady Friar Classic

1987-88 (Providence, R.I.)
Dec. 5 Southern Cal. W, 78-75
Dec. 6 Providence W, 87-75

LMU Marina del Rey Marriott Classic

2003-04 (Los Angeles, Calif.)
Dec. 28 Hampton W, 90-59
Dec. 29 Loyola Marymount W, 81-53

Maggie Dixon Classic

2007-08 (New York, N.Y.)
Dec. 8 Pittsburgh W, 51-49

Nike Four in the Fall

1998-99 (San Jose, Calif.)
Nov. 13 Connecticut L, 74-104
Nov. 14 Stanford W, 77-57

Oakland Tribune Classic

1993-94 (Berkeley, Calif.)
Dec. 20 Detroit Mercy W, 94-82
Dec. 21 California L, 66-72

Old Dominion Tournament

1994-95 (Norfolk, Va.)
Nov. 26 Montana W, 89-49
Nov. 27 Old Dominion L, 59-64

Paradise Jam

2013-14 (St. Thomas, USVI)
Nov. 28 Xavier W, 81-54
Nov. 29 Central Michigan W, 97-64
Nov. 30 Kansas L, 73-40

2007-08 (St. Thomas, USVI)

Nov. 22 Purdue W, 53-41
Nov. 23 Temple W, 64-53
Nov. 25 Connecticut L, 48-74

2002-03 (St. Thomas, USVI)

Nov. 28 Hampton W, 71-34
Nov. 29 Old Dominion W, 65-52
Nov. 30 Arkansas W, 74-72*

Preseason WNIT

2004-05 (Durham, N.C.)
Nov. 12 Davidson W, 89-69
Nov. 14 South Florida W, 82-50

2004-05 (Notre Dame, Ind.)

Nov. 17 Notre Dame L, 65-76

1999-00 (Durham, N.C.)

Nov. 15 UNC Greensboro W, 72-47
Nov. 17 Boston College L, 70-77

1995-96 (Durham, N.C.)

Nov. 15 VCU W, 93-51

1995-96 (College Station, Texas)

Nov. 17 Texas A&M L, 73-83

San Juan Shootout

1997-98 (San Juan, Puerto Rico)
Nov. 28 Detroit W, 87-65
Nov. 29 Southern Illinois W, 76-54
Nov. 30 Illinois L, 65-77

Seattle Times Husky Classic

1992-93 (Seattle, Wash.)
Dec. 27 Drake W, 71-58
Dec. 28 Washington L, 48-72

South Padre Shootout

2002-03 (South Padre Island, Texas)
Dec. 27 Detroit Mercy W, 92-52
Dec. 29 Iowa State W, 88-59

St. Joseph's Tournament

1994-95 (Philadelphia, Pa.)
Dec. 28 James Madison W, 75-63
Dec. 29 St. Joseph's W, 67-64

State Farm Tip-Off Classic

2003-04 (West Lafayette, Ind.)
Nov. 16 Texas L, 77-85

2001-02 (Durham, N.C.)

Nov. 11 Texas Tech W, 85-69

State Farm Classic

1997-98 (Gainesville, Fla.)
Dec. 28 Kent State W, 69-57
Dec. 29 Florida L, 63-70

Surf 'N Slam Classic

2005-06 (San Diego, Calif.)
Dec. 28 St. John's W, 105-57
Dec. 30 San Diego W, 119-52

Sun Splash Shootout

1999-00 (Nassau, The Bahamas)
Dec. 20 Sacramento State W, 81-45
Dec. 21 Liberty W, 66-45

Texaco-Havoline Christmas Classic

1985-86 (Villanova, Pa.)
Dec. 27 Washington L, 71-83
Dec. 28 Cheyney W, 100-56

Tip-Off Classic

1987-88 (San Jose, Calif.)
Dec. 29 San Jose State W, 86-47
Dec. 30 Purdue W, 76-71

Univ. of New Orleans Tournament

1995-96 (New Orleans, La.)
Nov. 24 Pepperdine W, 108-70
Nov. 25 Mississippi State W, 72-67

USF Holiday Classic

1990-91 (Tampa, Fla.)
Dec. 21 South Alabama W, 76-70
Dec. 22 South Florida W, 78-62

1984-85 (Tampa, Fla.)

Dec. 20 Georgetown W, 84-49
Dec. 21 Georgia Southern W, 71-65

VCU Classic

1988-89 (Richmond, Va.)
Dec. 9 Connecticut W, 83-69
Dec. 10 VCU W, 83-76

Wagner Christmas Tournament

1989-90 (Staten Island, N.Y.)
Dec. 25 Wagner W, 66-56
Dec. 28 Hofstra W, 86-48

Women of Troy Classic

2012-13 (Los Angeles, Calif.)
Dec. 21 CSU Bakersfield W, 97-63
Dec. 22 at Southern Cal. W, 75-60

2008-09 (Los Angeles, Calif.)

Dec. 19 Southern Cal. W, 97-89*
Dec. 20 Siena W, 86-41

Women's Sports Foundation Classic

2000-01 (Albuquerque, N.M.)
Nov. 10 UCLA W, 80-52
Nov. 11 LSU W, 56-45

* Denotes overtime game

Duke Week-by-Week in the Associated Press Poll																					
Season	PS	1	2	3	4	5	6	7	8	9	10	11	12	13	14	15	16	17	18	19	Dates
1985-86	-	-	-	-	-	-	-	20	18	18	17	20	18	-	-	-	-	-	-	-	Nov. 12 - March 9
1986-87	-	-	-	-	-	-	-	-	-	-	-	-	-	-	-	-	-	-	-	-	Nov. 18 - March 10
1987-88	19	18	14	13	10	10	9	11	13	17	17	-	-	-	-	-	-	-	-	-	Nov. 23 - March 14
1988-89	-	-	-	20	19	-	20	-	-	-	-	-	-	-	-	-	-	-	-	-	Nov. 21 - March 13
1989-90	-	-	-	-	-	-	-	-	-	-	-	-	-	-	-	-	-	-	-	-	Nov. 20 - March 12
1990-91	-	-	-	-	-	-	-	-	-	-	-	-	-	-	-	-	-	-	-	-	Nov. 27 - March 13
1991-92	-	-	-	-	-	-	-	-	-	-	-	-	-	-	-	-	-	-	-	-	Nov. 27 - March 12
1992-93	-	-	-	-	-	-	-	-	-	-	-	-	-	-	-	-	-	-	-	-	Nov. 24 - March 16
1993-94	-	-	-	-	-	-	-	-	-	-	-	-	-	-	-	-	-	-	-	-	Nov. 16 - March 15
1994-95	-	-	-	-	-	-	-	-	-	25	21	14	21	22	19	22	21	20	-	-	Nov. 13 - March 14
1995-96	17	22	19	17	16	16	16	15	16	13	12	12	14	14	12	12	13	13	-	-	Nov. 14 - March 11
1996-97	16	17	16	15	17	15	13	16	14	19	24	22	20	18	22	25	25	-	-	-	Nov. 12 - March 10
1997-98	19	19	15	15	11	17	23	23	25	25	24	13	14	13	11	8	8	8	-	-	Nov. 7 - March 9
1998-99	4	6	20	16	16	17	16	17	13	12	11	9	9	7	8	8	10	10	-	-	Nov. 6 - March 8
1999-00	21	22	-	22	20	18	17	15	14	11	9	9	12	14	14	9	12	11	10	-	Nov. 9 - March 13
2000-01	5	3	3	3	3	7	6	6	5	5	5	4	4	4	4	7	4	5	5	-	Nov. 7 - March 12
2001-02	5	9	14	11	8	9	9	11	7	6	5	5	5	5	5	4	3	3	-	-	Nov. 12 - March 11
2002-03	1	1	1	1	1	1	1	1	1	1	1	1	2	2	2	2	2	2	2	2	Nov. 18 - March 17
2003-04	2	4	4	4	3	3	4	4	1	1	1	2	2	4	4	3	2	1	1	-	Nov. 17 - March 15
2004-05	6	6	10	10	3	3	3	2	2	1	1	1	3	3	3	2	6	5	7	-	Nov. 15 - March 14
2005-06	1	1	1	2	2	2	2	2	2	2	2	2	2	1	1	2	4	4	-	-	Nov. 21 - March 13
2006-07	6	6	5	5	4	4	4	3	3	3	1	1	1	1	1	1	1	1	1	-	Nov. 6 - March 12
2007-08	10	10	9	11	17	15	14	13	12	12	10	10	9	11	12	12	12	10	9	-	Nov. 12 - March 18
2008-09	8	6	12	12	11	8	6	6	5	4	4	3	4	4	7	10	8	6	6	-	Nov. 17 - March 9
2009-10	6	11	10	11	7	7	8	8	9	7	6	7	6	8	8	6	9	7	6	-	Nov. 16 - March 15
2010-11	6	6	6	5	5	4	3	3	3	3	3	3	3	5	7	9	8	6	6	-	Nov. 16 - March 14
2011-12	8	8	7	7	6	9	9	8	7	7	5	5	5	5	5	7	5	6	6	-	Oct. 29 - March 12
2012-13	3	3	4	4	4	4	4	4	3	4	4	4	5	5	5	5	5	6	5	5	Oct. 27 - March 18
2013-14	2	2	2	2	2	2	2	3	3	3	3	3	3	5	3	7	7	10	9	9	Nov. 1 - March 17
2014-15	7	7	8	9	13	13	10	10	13	16	15	17	15	11	10	16	16	16	16	-	Nov. 17-March 16
2015-16	14	14	15	14	13	13	13	12	18	22	-	-	-	-	-	-	-	-	-	-	Nov. 16-March 14
2016-17	-	-	-	-	21	18	17	15	13	12	15	14	15	14	13	13	13	9	9	-	Nov. 4-March 6

Charting Duke in the Polls

(Associated Press Only)

Total Polls Ranked.....	425
Top 10 Rankings.....	270
Longest Consecutive Polls Ranked.....	308 ('99-'16)
Current Streak.....	15

Years Ranked

Total Years.....	26
Consecutive Years.....	23
Current Streak.....	23

Final Poll

Total Polls.....	21
Top 10.....	18
High Rank.....	1 (two times)

No. 1 Ranking

Total Rankings.....	34
Most No. 1 Weeks in Succession.....	12

Weeks Ranked By Ranking

First Ranked:
January 12, 1986 (No. 20)
Last Ranked:
March 6, 2017 (No. 9)

Rank.....Weeks

No. 1.....	34
No. 2.....	32
No. 3.....	35
No. 4.....	33
No. 5.....	32
No. 6.....	25
No. 7.....	21
No. 8.....	18
No. 9.....	21
No. 10.....	18
No. 11.....	13
No. 12.....	17
No. 13.....	20
No. 14.....	16
No. 15.....	13
No. 16.....	16
No. 17.....	14
No. 18.....	8
No. 19.....	7
No. 20.....	8
No. 21.....	5
No. 22.....	8
No. 23.....	2
No. 24.....	2
No. 25.....	5

ACC Teams in the AP Top 10

Total weeks ranked in the top 10 from 1985-86 through 2016-17

Duke.....	270
North Carolina.....	204
Notre Dame.....	195
Virginia.....	154
N.C. State.....	129
Louisville.....	80
Florida State.....	36
Miami.....	23
Clemson.....	2
Virginia Tech.....	2
Boston College.....	0
Wake Forest.....	0
Georgia Tech.....	0
Pittsburgh.....	0
Syracuse.....	0

Duke's Final Top 25 Rankings

Year	AP	Coaches
1995	20	17
1996	13	19
1998	8	7
1999	10	2
2000	10	11
2001	5	8
2002	3	4
2003	2	4
2004	1	5
2005	7	8
2006	4	2
2007	1	6
2008	9	9
2009	6	14
2010	6	6
2011	6	7
2012	6	7
2013	5	6
2014	9	13
2015	16	12
2017	9	15

Duke Week-by-Week in the USA Today Coaches Poll

Season	PS	1	2	3	4	5	6	7	8	9	10	11	12	13	14	15	16	17	18	19	20
1984-85	-	-	-	-	-	-	-	-	-	-	-	-	-	-	-	-	-	-	-	-	-
1985-86	-	-	-	-	-	-	-	-	-	23	25	-	21	25	-	-	-	-	-	-	-
1986-87	-	-	-	-	-	-	-	-	-	-	-	-	-	-	-	-	-	-	-	-	-
1987-88	18	16	13	13	9	9	8	11	9	17	19	-	-	-	-	-	-	-	-	-	-
1988-89	19	21	21	23	24	-	-	25	-	-	-	-	-	-	-	-	-	-	-	-	-
1989-90	-	-	-	-	-	-	-	-	-	-	-	-	-	-	-	-	-	-	-	-	-
1990-91	-	-	-	-	-	-	-	-	-	-	-	-	-	-	-	-	-	-	-	-	-
1991-92	-	-	-	-	-	-	-	-	-	-	-	-	-	-	-	-	-	-	-	-	-
1992-93	-	-	-	-	-	-	-	-	-	-	-	-	-	-	-	-	-	-	-	-	-
1993-94	-	-	-	-	-	-	-	-	-	-	-	-	-	-	-	-	-	-	-	-	-
1994-95	-	-	-	-	-	-	-	-	-	21	25	25	22	25	22	17	-	-	-	-	-
1995-96	16	19	20	17	18	18	16	14	16	16	13	11	13	13	12	12	13	13	19	-	-
1996-97	18	18	17	16	16	14	13	17	14	18	20	21	20	17	19	22	24	-	-	-	-
1997-98	19	16	17	14	18	22	22	23	20	23	15	16	14	13	10	9	9	7	-	-	-
1998-99	4	15	16	15	19	20	19	17	16	15	13	11	7	9	9	10	11	2	-	-	-
1999-00	22	25	19	18	15	15	11	10	8	8	9	10	12	12	8	10	9	7	11	-	-
2000-01	4	3	3	3	5	5	5	5	5	5	4	4	4	4	6	4	5	5	8	-	-
2001-02	4	4	7	12	9	8	9	9	10	7	6	6	5	5	5	5	4	3	3	4	-
2002-03	1	1	1	1	1	1	1	1	1	1	1	1	2	2	2	2	2	2	1	4	-
2003-04	2	4	4	4	4	4	4	4	2	2	1	2	2	4	4	3	2	1	1	5	-
2004-05	6	6	9	9	3	3	3	2	2	1	1	4	4	4	4	3	6	8	8	8	-
2005-06	2	2	2	2	2	2	2	2	2	2	2	1	2	2	1	1	2	4	4	2	-
2006-07	6	5	5	5	4	4	4	3	3	3	1	1	1	1	1	1	1	1	1	6	-
2007-08	9	9	8	10	15	15	15	14	13	13	12	10	11	12	12	11	11	11	10	10	9
2008-09	8	5	13	14	12	12	11	11	10	10	8	6	8	10	8	11	10	8	14	-	-
2009-10	6	12	12	12	10	8	8	9	9	7	7	7	6	7	7	6	8	6	6	6	-
2010-11	5	6	6	5	4	4	3	3	3	3	3	3	5	7	7	9	7	6	6	7	-
2011-12	8	8	6	6	5	9	9	7	6	6	5	5	6	5	5	7	6	6	6	-	-
2012-13	3	4	4	4	4	4	4	4	5	4	5	4	4	4	6	5	5	6	-	-	-
2013-14	2	2	2	2	2	2	2	3	3	3	3	3	3	5	7	8	10	10	10	13	-
2014-15	7	7	7	8	12	13	10	12	12	14	13	16	15	11	12	17	16	16	16	12	-
2015-16	12	9	12	13	11	11	12	12	16	19	-	-	-	-	-	-	-	-	-	-	-
2016-17	-	-	-	-	21	20	18	17	15	15	16	15	15	15	14	13	11	9	9	15	-

Charting Duke in the Polls

(USA Today Only)

Total Polls Ranked.....	423
Top 10 Rankings.....	285
Longest Consecutive Polls Ranked.....	341 ('98-'16)
Current Streak.....	16

Years Ranked

Total Years.....	26
Consecutive Years.....	23
Current Streak.....	23

Final Poll

Total Polls.....	22
Top 10.....	14
High Rank.....	2 ('99, '06)

No. 1 Ranking

Total Rankings.....	30
Most No. 1 Weeks in Succession.....	12 ('03)

Weeks Ranked By Ranking

First Ranked: January 12, 1986 (No. 20)

Last Ranked: April 4, 2017 (No. 15)

Rank.....	Weeks
No. 1.....	30
No. 2.....	37
No. 3.....	20
No. 4.....	42
No. 5.....	27
No. 6.....	25
No. 7.....	17
No. 8.....	22
No. 9.....	24
No. 10.....	19
No. 11.....	17
No. 12.....	22
No. 13.....	18
No. 14.....	10
No. 15.....	16
No. 16.....	17
No. 17.....	9
No. 18.....	9
No. 19.....	9
No. 20.....	7
No. 21.....	4
No. 22.....	7
No. 23.....	7
No. 24.....	1
No. 25.....	8

ACC Teams in the USA Today Top 10

Total weeks ranked in the top 10 from 1984-85 through 2016-17

Duke.....	284
Notre Dame.....	231
North Carolina.....	203
Virginia.....	149
Louisville.....	76
N.C. State.....	66
Florida State.....	45
Miami.....	26
Syracuse.....	13
Clemson.....	5
Georgia Tech.....	1
Virginia Tech.....	0
Boston College.....	0
Wake Forest.....	0
Pittsburgh.....	0

Duke's WNBA Draft Picks

Year	Player	Team	Round (Pick)
2017	Oderah Chidom	Atlanta Dream	3rd (31)
2015	Elizabeth Williams	Connecticut Sun	1st (4)
2014	Chelsea Gray	Connecticut Sun	1st (11)
2014	Tricia Liston	Minnesota Lynx	1st (12)
2011	Jasmine Thomas	Seattle Storm	1st (12)
2011	Karima Christmas	Washington Mystics	2nd (23)
2011	Krystal Thomas	Seattle Storm	3rd (36)
2010	Joy Cheek	Indiana Fever	3rd (35)
2009	Chante Black	Connecticut Sun	1st (9)
2009	Abby Waner	New York Liberty	2nd (21)
2008	Wanisha Smith	New York Liberty	2nd (27)
2007	Lindsey Harding	Phoenix Mercury	1st (1)
2007	Alana Beard	Indiana Fever	1st (9)
2006	Monique Currie	Charlotte Sting	1st (3)
2006	Mistie Bass	Phoenix Mercury	2nd (21)
2006	Jessica Foley	Indiana Fever	3rd (38)
2004	Alana Beard	Washington Mystics	1st (2)
2004	Iciss Tillis	Detroit Shock	1st (11)
2001	Georgia Schweitzer	Miami Sol	2nd (21)
2000	Peppi Browne	Charlotte Sting	3rd (43)
1999	Michele Van Gorp	New York Liberty	2nd (18)

WNBA All-Star Selections

Alana Beard	2009, 2007, 2006, 2005
Monique Currie	2010
Chelsea Gray	2017
Lindsey Harding	2010
Jasmine Thomas	2017
Elizabeth Williams	2017

WNBA Finals Appearances

Alison Bales, Atlanta	2010, 2011
Mistie Bass, Phoenix	2014 (Champions)
Alana Beard, Los Angeles	2016 (Champions), 2017 (runner-up)
Karima Christmas, Indiana	2012 (Champions)
Chelsea Gray, Los Angeles	2016 (Champions), 2017 (runner-up)
Lindsey Harding, Atlanta	2011
Tricia Liston, Minnesota	2015 (Champions)
Michele Van Gorp, New York	1999

Duke's ABL Draft Picks

Year	Player	Team	Round (Pick)
1997	Kira Orr	Seattle Reign	4th Round

Duke on the WNBA Rosters

Alison Bales

Indiana	2007-08
Atlanta	2008, 2010-11

Mistie Bass

Houston	2006-08
Chicago	2009-10
Connecticut	2012-13
Phoenix	2013-16

Alana Beard

Washington	2004-11
Los Angeles	2012-17

Chante Black

Connecticut	2009
Tulsa	2010, 2012
San Antonio	2013

Peppi Browne

Charlotte	2000
-----------	------

Joy Cheek

Indiana	2010
Washington	2011

Oderah Chidom

Atlanta	2017
---------	------

Karima Christmas

Washington/Tulsa	2011
Tulsa	2012, 2015
Indiana	2012-14
Dallas	2016-17

Monique Currie

Charlotte	2006
Chicago	2007
Washington	2007-14
Phoenix	2015
San Antonio	2016
Phoenix	2017

Jessica Foley

Indiana	2006
---------	------

Chelsea Gray

Connecticut	2014-15
Los Angeles	2016-2017

Lindsey Harding

Phoenix	2007^
Minnesota	2007-08
Washington	2009-10
Atlanta	2011-12
Los Angeles	2013-14
New York	2016
Phoenix	2016

Tricia Liston

Minnesota	2014-15
-----------	---------

Haley Peters

San Antonio	2016
Washington	2017

Georgia Schweitzer

Minnesota	2001-03
-----------	---------

Wanisha Smith

New York	2008
----------	------

Jasmine Thomas

Washington	2011-12
Atlanta	2013-14
Connecticut	2015-17

Krystal Thomas

Seattle/Phoenix	2011
Phoenix	2012-13
Indiana	2013-14
Seattle	2016
Washington	2017

Iciss Tillis

Detroit	2004
New York	2006
Los Angeles	2007
Detroit	2007

Michele Van Gorp

New York	1999
Portland	2000
Minnesota	2001-04

Abby Waner

New York	2009
----------	------

Elizabeth Williams

Connecticut	2015
Atlanta	2016-2017

^ - Drafted by Phoenix and traded to Minnesota on draft day

Duke and USA Basketball have developed an excellent relationship over the years as many Blue Devils have had the privilege to wear USA on their jerseys.

Olympic Team

Gail Goestenkers (2004) - Assistant Coach - Gold Medal

Senior National Team Pool

Alana Beard (Current Member)
Lindsey Harding (Current Member)

Senior National Team

Alana Beard (2007)
Lindsey Harding (2007)

USA Select Team

Jasmine Thomas (2010)

World Championship Team

Gail Goestenkers (2002) - Assistant Coach - Gold Medal
Gail Goestenkers (2006) - Assistant Coach - Bronze Medal
Alana Beard (2006) - Bronze Medal

World University Games Team

Tricia Liston (2013) - Gold Medal
Monique Currie (2005) - Gold Medal
**Prior to the 2005 event, it was referred to as the Junior World Championship

U21 World Championship Team

Joanne P. McCallie (2007) - Head Coach - Gold Medal
Abby Waner (2007) - Gold Medal

U20 National Team

Joanne P. McCallie (2006) - Head Coach - Gold Medal

U19 World Championship Team

Azurá Stevens (2015) - Gold Medal
Alexis Jones (2011, 2013) - Gold Medal
Elizabeth Williams (2011) - Gold Medal
Jasmine Thomas (2007) - Gold Medal
Krystal Thomas (2007) - Gold Medal
Gail Goestenkers (2005) - Head Coach - Gold Medal
Abby Waner (2005) - Gold Medal

Junior Young Women National Team

Alana Beard (2003) - Gold Medal

Pan Am Team

Rebecca Greenwell (2015) - Had to withdraw due to illness
Iciss Tillis (2003) - Silver Medal

USA World Youth Games Team

Sheana Mosch (1998)
Iciss Tillis (1998)

Junior World Championship Team

Alana Beard - (2001) - Bronze Medal; (2000) - Gold Medal
Monique Currie (2001) - Bronze Medal
Wynter Whitley (2001) - Bronze Medal
**The 2000 team was the World Championship Qualifying team

R. William Jones Cup

Peppi Browne (1998) - Gold Medal
Gail Goestenkers (1997) - Head Coach - Silver Medal
Tyish Hall (1997) - Silver Medal
Katie Meier (1990) - Bronze Medal
Kira Orr (1997) - Silver Medal
Michele Van Gorp (1997) - Silver Medal
Debbie Leonard (1988) - Assistant Coach - Silver Medal

U.S. Olympic Festival

Chris Moreland (1986-East)
Kira Orr (1995-East & 1994-South)
Debbie Leonard (1987) - Assistant Coach

French Basketball

Allison Vernerey French National Team - 2009
U19 World Championship - 2009
U18 European Championship - 2008
U16 European Championship - 2006

Australia Basketball

Jessica Foley Senior National Team - "Rice Attack" Opals
World University Games - 2007, 2005
Junior World Championship - 2003, 2001

Belarus Basketball

Lindsey Harding Olympic Team - 2016

Overseas Players Past & Present

Alison Bales	Turkey, Russia, France
Mistie Bass	Israel, Italy, France, Turkey, Australia
Alana Beard	Poland, South Korea, Australia, Israel, Spain
Chante Black	China, Turkey, Italy, Australia, Israel, South Korea
Payton Black	Germany, Israel
Joanne Boyle	Luxembourg/Germany
Joy Cheek	Poland
Oderah Chidom	Slovenia
Karima Christmas	Israel, Italy, South Korea
Kendall Cooper	France
Monique Currie	Israel, Poland, Russia, Turkey, South Korea, Romania, Spain, Italy
Ali Day	France, Greece
Nicole Erickson	France
Jessica Foley	Australia
Carrem Gay	Israel, France, Switzerland
Chelsea Gray	Spain, Israel, Turkey
Tye Hall	France
Lindsey Harding	Russia, Turkey, Lithuania
Sue Harnett	Belgium
Janee Hayes	Finland
Hilary Howard	Sweden
Richa Jackson	Brazil
Ka'lia Johnson	Czech Republic, Switzerland
Carey Kauffman	Spain
Ellen Langhi	Luxembourg
Celeste Lavoie	Germany
Tricia Liston	Italy, Spain, South Korea
Barb Krause	Germany
Nicole Johnson	Germany
Katie Meier	Belgium
Bridgette Mitchell	France, Poland
Chris Moreland	France
Sheana Mosch	France, Turkey, Russia, Israel, Spain
Rochelle Parent	Luxembourg
Haley Peters	Spain, France
Angela Salvadores	Spain, Hungary
Jen Scanlon	Sweden
Kathleen Scheer	Australia, Poland
Shay Selby	Germany, Netherlands, Czech Republic, Turkey
Sarah Sullivan	Australia
Jasmine Thomas	Czech Republic, Russia, Israel, Turkey
Krystal Thomas	France, China, Spain, Turkey
Iciss Tillis	South Korea, Russia, France
Michele Van Gorp	France, Greece, Italy
Lisa Warren	France
Chloe Wells	Brazil, Spain
Missy West	Germany
Wynter Whitley	Switzerland, Turkey
Elizabeth Williams	Turkey, Russia, China

The Record Book

Team Records	92-95
Opponent Team Records.....	96-97
Individual Records	98-104
Freshman Records	105-107
Cameron Indoor Stadium Records	108
Cameron Indoor Stadium Year-by-Year.....	109
Cameron Indoor Stadium Attendance	109
Boxscores from Record-Breaking Games	110-113
NCAA Tournament Records	114-116
NCAA Tournament Boxscores	117-130
1,000 Point Scorers	131-135
Year-by-Year Leaders.....	136
All-Time Player Statistics.....	137-153
Year-by-Year Team/Player Statistics	154-158

High/Low Scoring Affairs

Most Points Scored in First Half by Duke

65 vs. N.C. Central,
12-28-09

Most Points Scored in Second Half by Duke

70 vs. Stephen F. Austin,
11-29-03

In a Half by Opponent

63 at Clemson, 1-9-80

In a Game by Opponent

125 at N.C. State, 1-19-78

In a Game by Both Teams

241 vs. Alabama, 3-19-95

In a Losing Effort by Duke

120 vs. Alabama, 3-19-95

In a Winning Effort by Duke

128 vs. Howard, 12-6-02

Largest Margin of Victory

89 (117-28) vs.
N.C. Central, 12-28-09

Fewest Points Scored in a Game by Duke

31 vs. East Carolina,
1-20-76

Fewest Points Allowed in a Game by Duke

24 vs. Ball State, 12-19-05

Top Win Streaks

30 2006-07
22 2001-02
20 2010-11, 2005-06,
2002-03
16 2012-13, 2004-05,
1998-99
15 2003-04, 2002-03,
1999-2000

Points

Game 128 vs. Howard, 12-6-02
Season 3,009 (35 games), 2005-06

Field Goals Made

Game 51 vs. Howard, 12-6-02
Season 1,125 (35 games), 2005-06

Field Goals Attempted

Game 97 vs. Morgan State, 11-26-93
Season 2,354 (37 games), 2002-03

Field Goal Percentage

Game 68.2 (45-66) vs. Arkansas St., 11-26-05
Season 49.9 (35 games), 2013-14

Three-Pointers Made

Game 13 - three times - most recent
at San Diego, 12-30-05
Season 213 (36 games), 1998-99

Three-Pointers Attempted

Game 31 at Pepperdine, 11-27-16
Season 581 (36 games), 2010-11

Three-Point Field Goal Percentage

Game 1.000 (4-4) vs. New Hampshire, 12-1-89
Season 40.7 (35 games), 2013-14

Free Throws Made

Game 40 vs. Cheyney State, 12-28-85
Season 580 (37 games), 2002-03

Free Throws Attempted

Game 49 vs. Cheyney State, 12-28-85
Season 818 (30 games), 1985-86

Free Throw Percentage

Game 1.000 (17-17) vs. Va. Tech, 1-19-17
Season 76.0 (35 games), 2001-02

Rebounds

Game 69 vs. Buffalo, 11-25-14
Season 1,563 (36 games), 2004-05

Assists

Game 36 vs. UNC Wilmington, 12-20-11
36 at San Diego, 12-30-05
Season 717 (35 games), 2005-06

Steals

Game 31 vs. N.C. Central, 12-28-09
Season 480 (36 games), 2009-10

Blocked Shots

Game 16 vs. Winthrop, 11-15-15*
16 at Wake Forest, 1-6-12*
16 at Ball State, 12-20-04*
Season 267 (36 games), 2004-05*
267 (35 games), 2005-06*

Miscellaneous Season Records

Most Games Played	37, 2002-03
Most Wins	35, 2002-03*
Most Losses	19, 1977-78
Best W/L Percentage946, 2002-03
Most ACC Wins	17, 2012-13+
Most ACC Losses	13, 1992-93
Fewest ACC Wins	2, 1981-82 & 1988-89
Fewest ACC Losses	0, 2001-02, 2002-03, 2006-07+
Best ACC W/L Percentage ..	1.000 (16-0), 2001-02 & 2002-03, 14-0 in 2006-07+
Most Consecutive Season Wins	30, 2006-07
Most Consecutive Season Losses	14, 1975-76
Most Consecutive ACC Wins	42, 2001-04*
Most Consecutive ACC Losses	10, 1988-89
Most Consecutive Home Wins	34, Jan. 21, 2010-Jan. 30, 2012
Most Consecutive Away Wins	26, Nov. 18, 2001-Feb. 2, 2004
Most Consecutive Home Losses	9, 1977-78
Most Consecutive Away Losses	9, 1977-78
Largest Average Winning Margin	27.7 (86.0 to 58.2), 2005-06
Largest Winning Margin in ACC Play	+23.9 in 2003-04*
Largest Average Losing Margin	-24.0 (69.6 to 45.6), 1975-76
Best Scoring Defense	51.4, 2006-07+
Fewest Points Scored	638 (14 games), 1975-76
Best Starts	30-0, 2006-07; 20-0, 2002-03, 2005-06, 2010-11; 20-1, 2000-01
Undefeated Starts	30-0, 2006-07; 20-0, 2002-03, 2005-06, 2010-11; 12-0, 1987-88
Best ACC Start	16-0, 2001-02, 2002-03, 2012-13
Average Assists	20.5 in 2005-06
Average Blocks	7.6 in 2005-06
Most Combined Free Throws Made	52 at Miami, 2-19-06
Most Combined Free Throws Attempted	70 at Miami, 2-19-06
Most Combined 3-Point Field Goals Made ..	23 at Pepperdine, 11-27-16, GeorgiaTech, 1-17-05, at San Diego, 12-30-05
Most Combined 3-Point Field Goal Attempts ..	53 vs. Syracuse, 1-8-15

Miscellaneous Game Records

Duke Records

Most First Half Points ...	65 vs. Morgan State, 11-26-93 & Fairfield, 11-22-05
Most Second Half Points	70 vs. Stephen F. Austin, 11-29-03
Fewest First Half Points	11 at Miami, 2-7-16
Fewest Second Half Points	15 at Maryland, 1-30-98
Highest First Half FG%	79.3% vs. Davidson, 11-24-01, at Boston College, 1-6-13
Highest Second Half FG%	76.2% at SE Louis., 12-30-88
Lowest First Half FG%	12.1% at Miami, 2-7-16
Lowest Second Half FG%	19.2% vs. Notre Dame, 11-26-11
Most Double-Figure Scorers	9 vs. N.C. Central, 12-28-09

Opponent Records

Most First Half Points	62 by Clemson, 1-11-78
Most Second Half Points	63 by Clemson, 1-9-80
Fewest First Half Points	3 by Monmouth, 12-30-12^
Fewest Second Half Points	6 by Catawba, 1-10-79
Highest First Half FG%	78.2% by UNCW, 12-2-80
Highest Second Half FG%	78.6% by UNC, 2-23-87
Lowest First Half FG%	4.0% by Monmouth, 12-30-12
Lowest Second Half FG%	11.5% by Davidson, 2-12-79
Most Turnovers in a Game	45 by Morgan State, 11-26-93
Highest FG Percentage in a Game	68.3% by Maryland, 2-4-89
Lowest FG Percentage in a Game ..	11.3% by Stephen F. Austin, 11-26-04

* ACC Record + Tied ACC Record ^ NCAA Record

Most Points in a Game

- 128 vs. Howard, 12-6-2002
- 123 vs. USC Upstate, 11-14-2013
- 120 at Alabama, 3-18-1995
- 119 at San Diego, 12-30-2005
- 119 vs. Stephen F. Austin, 11-29-2003
- 117 vs. N.C. Central, 12-28-2009
- 117 vs. Western Carolina, 2-9-1994
- 116 vs. Morgan State, 11-26-1993
- 114 vs. UNC Asheville, 11-30-1994
- 114 vs. ETSU, 12-8-1992

Fewest Points in a Game

- 36 vs. N.C. State, 2-2-1978
- 39 vs. Maryland, 2-9-1978
- 40 vs. Connecticut, 3-29-2011
- 43 at Virginia, 1-24-1987
- 43 at N.C. State, 1-19-1978
- 44 at Eastern Kentucky, 12-3-1983
- 44 vs. N.C. State, 1-20-1979
- 45 at Florida State, 1-8-2017
- 45 vs. Connecticut, 1-30-2012
- 45 vs. Purdue, 3-28-1999
- 45 vs. Maryland, 3-5-1994
- 45 at Maryland, 2-1-1991

Most First Half Points

- 65 vs. N.C. Central, 12-28-2009
- 65 vs. Fairfield, 11-22-2005
- 65 vs. Morgan State, 11-26-1993
- 64 vs. Temple, 12-12-1998
- 63 vs. East Carolina, 11-22-2002
- 62 vs. Wake Forest, 3-5-2005
- 61 vs. Florida International, 12-18-2002
- 60 vs. Howard, 12-6-2002
- 60 vs. USC Upstate, 11-14-2013
- 59 vs. Northwestern State, 12-20-2003
- 59 vs. Clemson, 1-26-2011

Fewest First Half Points

- 11 at Miami, 2-7-2016
- 12 at Virginia, 1-30-2000
- 13 at North Carolina, 1-24-2005
- 14 vs. George Washington, 12-29-1996
- 15 at Florida State, 1-8-2017
- 15 vs. Notre Dame, 3-7-2015
- 15 at North Carolina, 2-20-1979
- 16 vs. East Carolina, 3-2-1978
- 16 at N.C. State, 1-19-1978
- 16 vs. Maryland, 2-12-1981
- 16 vs. Maryland, 2-9-1978

Most Second Half Points

- 70 vs. Stephen F. Austin, 11-29-2003
- 68 vs. Howard, 12-6-2002
- 64 vs. Maryland, 1-23-2003
- 64 vs. ETSU, 12-8-1992
- 64 vs. UNC Asheville, 12-11-1991
- 63 vs. Houston Baptist, 11-13-2009
- 63 vs. Furman, 11-23-1984
- 63 vs. USC Upstate, 11-14-2013
- 62 vs. Indiana State, 12-4-1994
- 61 Four tied - most recent at San Diego, 12-30-2005

Fewest Second Half Points

- 15 at Maryland, 1-30-1998
- 16 vs. N.C. State, 2-2-1978
- 18 at Syracuse, 1-3-2016
- 18 vs. Notre Dame, 11-26-11
- 18 vs. North Carolina, 12-3-1981
- 18 vs. Georgia Tech, 11-27-1981
- 18 vs. N.C. State, 1-20-1979
- 19 at Connecticut, 1-21-2013

- 19 vs. Louisiana State, 3-28-2005
- 20 vs. Connecticut, 1-18-2010
- 20 at N.C. State, 1-13-1993
- 20 at Clemson, 1-28-1991
- 20 vs. Clemson, 2-8-1989

Largest Halftime Lead

- 56 vs. N.C. Central, 12-28-2009
- 52 vs. Temple, 12-12-1998
- 48 vs. Ball State, 12-19-2005
- 47 vs. Clemson, 1-26-2011
- 44 vs. Morgan State, 11-26-1993
- 43 vs. East Carolina, 11-22-2002
- 42 vs. Fairfield, 11-22-2005
- 42 vs. USC Upstate, 11-14-13
- 40 vs. Holy Cross, 1-4-2005
- 39 vs. Iona, 11-18-2012
- 39 vs. Iona, 11-18-2012

Largest Halftime Deficit

- 34 vs. East Carolina, 3-2-1978
- 30 vs. Virginia, 2-19-1997
- 27 vs. N.C. State, 1-20-1979
- 26 vs. N.C. State, 2-6-1991
- 26 at Connecticut, 1-31-2011
- 25 at Clemson, 1-9-1980
- 23 vs. Virginia, 2-1-1992
- 23 vs. Virginia, 1-5-1991
- 22 vs. Clemson, 1-10-1992
- 22 vs. N.C. State, 1-24-1984
- 22 vs. Maryland, 1-18-1979

Highest Field Goal Percentage

- 68.2 vs. Arkansas State, 11-25-2005
- 67.6 vs. Stephen F. Austin, 11-29-2003
- 67.2 vs. Davidson, 11-24-2001
- 66.7 vs. Temple, 12-12-1998
- 66.0 at Georgia Tech, 1-27-1997
- 65.6 at Vanderbilt, 3-20-2012
- 65.5 at Boston College, 1-6-2013
- 64.5 vs. UW-Milwaukee, 3-17-2001
- 64.3 at San Diego, 12-30-2005
- 64.3 vs. Duquesne, 11-25-2000

Lowest Field Goal Percentage

- 22.2 at Clemson, 1-29-1990
- 23.1 vs. Baylor, 3-29-2010
- 23.3 at North Carolina, 1-24-2005
- 24.5 at George Washington, 12-29-1996
- 24.6 vs. Connecticut, 1-30-2012
- 24.6 at Wake Forest, 2-16-1991
- 25.0 at Maryland, 2-9-1978
- 25.4 at Florida State, 1-8-2017
- 25.4 vs. Connecticut, 3-29-2011
- 26.1 vs. Kentucky, 1-4-2011

Highest First Half Field Goal Percentage

- 79.3 at Boston College, 1-6-2013
- 79.3 vs. Davidson, 11-24-2001
- 70.9 vs. Cheyney, 11-26-1985
- 69.7 at UNC Asheville, 11-29-1995
- 69.4 vs. Temple, 12-12-1998
- 68.4 vs. Wake Forest, 3-5-2005
- 68.4 vs. Peace College, 1-26-1979
- 68.0 vs. Florida State, 2-26-1999
- 68.0 vs. Georgia Southern, 12-21-1984
- 67.9 at Alabama, 11-16-2014
- 67.9 at Georgia Tech, 1-18-2012
- 67.9 at Georgia Tech, 1-11-1986
- 67.9 vs. N.C. A&T, 2-27-1984

Lowest First Half Field Goal Percentage

- 12.1 at Miami, 2-7-2016
- 13.0 vs. Virginia, 2-19-1997
- 13.0 vs. George Washington, 12-29-1996
- 15.6 at Connecticut, 1-31-2011
- 16.7 at North Carolina, 1-24-2005
- 18.2 at Virginia, 1-30-2000
- 19.4 at N.C. State, 1-19-1978
- 20.0 vs. Virginia, 2-1-1992
- 20.6 at Georgia Tech, 2-26-2015
- 21.2 at Clemson, 1-29-1990

Highest Second Half Field Goal Percentage

- 76.2 at SE Louisiana, 12-30-1988
- 75.0 vs. Duquesne, 11-25-2000
- 74.2 vs. Wake Forest, 1-2-2006
- 73.1 at Georgia Tech, 1-27-1997
- 73.0 vs. Wisconsin-Green Bay, 1-2-1991
- 73.0 vs. N.C. Central, 11-20-1984
- 72.7 vs. N.C. State, 1-21-1987
- 72.0 vs. Virginia, 2-10-2006
- 72.0 vs. Oklahoma State, 3-16-1995
- 71.4 vs. Norfolk State, 3-15-2002

Lowest Second Half Field Goal Percentage

- 19.2 vs. Notre Dame, 11-26-2011
- 19.4 at Old Dominion, 11-27-1994
- 19.4 at Virginia, 2-4-1984
- 20.0 vs. Connecticut, 1-30-2012
- 21.1 vs. Old Dominion, 1-21-1989
- 21.2 vs. Wake Forest, 2-16-1991
- 21.6 vs. North Carolina, 2-22-1980
- 21.9 vs. Baylor, 3-29-2010
- 22.2 at Virginia, 2-22-1998
- 23.3 at Clemson, 1-29-1990

Most Total Rebounds

- 69 vs. Buffalo, 11-25-2014
- 68 vs. Catawba, 1-10-1979
- 67 vs. Alabama, 3-18-1995
- 64 vs. Stephen F. Austin, 11-26-2004
- 64 at Furman, 12-3-1979
- 63 vs. USC Upstate, 11-14-2013
- 63 vs. Northeastern, 11-11-2006
- 63 vs. UNC Asheville, 12-8-1979
- 62 vs. Houston Baptist, 11-13-2009
- 62 vs. Ball State, 12-19-2005
- 62 vs. Charleston, 12-18-1990

Most Offensive Rebounds

- 34 vs. UNC Asheville, 11-30-1994
- 33 vs. Bucknell, 12-21-2007
- 32 vs. North Carolina, 3-1-2009
- 31 vs. Maine, 11-16-2008
- 29 vs. Northeastern, 11-11-2006
- 28 vs. Buffalo, 11-25-2014
- 26 vs. Virginia Tech, 2-20-2011
- 26 vs. Houston Baptist, 11-13-2009
- 26 vs. Maryland, 1-12-2009
- 26 vs. Oklahoma State, 11-14-2008
- 26 vs. Houston, 11-19-2006
- 26 at Connecticut, 3-28-2006

Most Field Goals Made

- 51 vs. Howard, 12-6-1993
- 49 vs. Morgan State, 11-26-1993
- 48 at Alabama, 3-18-1995
- 47 vs. NC Central, 12-28-2009
- 47 at ETSU, 11-23-1991
- 46 vs. USC Upstate, 11-14-2013
- 46 vs. Stephen F. Austin, 11-29-2003
- 46 vs. NC Central, 11-20-1984
- 45 at San Diego, 12-30-2005
- 45 vs. Arkansas St., 11-25-2005

Most Field Goals Attempted

1.	97	vs. Morgan State, 11-26-1993
2.	94	vs. Utah Valley, 12-18-2007
3.	93	at Alabama, 3-18-1995
4.	92	vs. Catawba, 1-10-1979
5.	91	vs. Bucknell, 12-21-2007
6.	90	vs. Wake Forest, 11-24-1979
7.	87	vs. North Carolina, 3-1-2009
	87	at Furman, 11-23-1984
9.	86	vs. UNC Asheville, 11-30-1994
10.	85	vs. American, 12-4-1993
	85	vs. UNC Asheville, 12-11-1991
	85	vs. Guilford, 12-4-1978

Most Three-Point Field Goals Made

1.	13	at San Diego, 12-30-2005
	13	vs. St. John's, 12-28-2005
	13	vs. Georgia Tech, 1-17-2005
4.	12	at Pepperdine, 11-27-2016
	12	vs. N.C. State, 3-8-2013
	12	vs. NC State, 3-8-2013
	12	vs. Clemson, 1-26-2011
	12	vs. Colorado St., 12-22-2005
	12	vs. Wake Forest, 3-5-2005
	12	at North Carolina, 2-14-2004
	12	vs. East Carolina, 11-22-2002
	12	vs. North Carolina, 2-12-1998

Most Three-Point Field Goals Attempted

1.	31	at Pepperdine, 11-27-2016
	30	at Illinois, 3-16-1997
	30	vs. Georgia Tech, 1-17-2005
	30	vs. Pacific, 12-4-2004
5.	29	vs. Clemson, 1-26-2011
	29	vs. Maryland, 1-6-2011
	29	vs. Northwestern St., 3-21-2004
8.	28	vs. Georgia Tech, 2-11-2000
9.	27	vs. Georgia Tech, 1-17-2005
	27	vs. Clemson, 2-27-2004

Most Free Throws Made

1.	40	vs. Cheyney State, 12-28-1985
2.	38	at Connecticut, 11-13-1998
3.	34	at Virginia, 2-22-1998
4.	32	at St. John's, 12-29-1986
	32	vs. Clemson, 3-4-1983
6.	30	vs. Pittsburgh, 12-21-2006
	30	at Miami, 2-19-2006
	30	at Florida State, 2-15-1998
9.	29	vs. North Carolina, 1-27-2000
	29	at Virginia, 2-4-1999

Most Free Throws Attempted

1.	49	vs. Cheyney State, 12-28-1985
2.	48	at Connecticut, 11-13-1998
3.	45	at UNC Wilmington, 2-23-1985
4.	44	vs. Northwestern St., 12-20-2003
	44	vs. Howard, 11-30-1987
6.	43	at Miami, 2-19-2006
	43	vs. Clemson, 3-4-1983
8.	42	at Virginia, 2-22-1998
	42	vs. Virginia, 1-16-1990
	42	vs. North Carolina, 2-24-1978

Most Steals

1.	31	vs. N.C. Central, 12-28-2009
2.	20	vs. Longwood, 11-15-2016
	28	vs. UNC Wilmington, 12-20-2011
	28	vs. UNC Greensboro, 11-18-2007
5.	26	at Houston Baptist, 11-13-2009
6.	25	at Maine, 12-21-2009
	25	vs. Quinnipiac, 12-28-2008
	25	at Tulsa, 12-21-2002
	25	vs. Charleston Southern, 2-16-2002

10.	25	vs. Guilford, 12-4-1978
-----	----	-------------------------

Most Assists

1.	36	vs. UNC Wilmington, 12-20-2011
	36	at San Diego, 12-30-2005
3.	35	vs. N.C. Central, 12-28-2009
	35	vs. Howard, 12-6-2002
5.	33	vs. Ball State, 12-19-2005
	33	vs. Elon, 11-21-2003
7.	32	vs. Stephen F. Austin, 11-29-2003
	32	vs. Elon, 12-02-1999
	32	at East Carolina, 1-5-1994
10.	31	vs. Fairfield, 11-22-2005

Most Blocks

1.	16	vs. Winthrop, 11-15-2016
	16	at Wake Forest, 1-6-2012
	16	at Ball State, 12-20-2004
4.	15	vs. Wake Forest, 1-4-2015
	15	vs. Ball State, 12-19-2005
6.	14	vs. South Florida, 11-15-2007
	14	vs. Wake Forest, 2-12-2004
8.	13	vs. Georgia Tech, 3-7-2014
	13	vs. Virginia, 1-16-2014
	13	vs. Georgia Tech, 1-17-2005
	13	vs. North Carolina, 2-20-2003

Most Turnovers

1.	39	vs. Virginia, 1-23-1988
2.	37	at N.C. State, 1-19-1978
	37	at Clemson, 1-11-1978
4.	36	vs. Colorado, 1-5-1980
	36	at North Carolina, 2-20-1979
6.	35	at Maryland, 1-10-1981
	35	vs. North Carolina, 2-24-1978
8.	34	vs. BYU, 1-10-1987
	34	vs. North Carolina, 2-14-1980
10.	33	Three tied - most recent
		vs. Virginia, 1-5-1991

Fewest Turnovers

1.	4	vs. Appalachian State, 2-16-1979
2.	5	vs. Northwestern State, 3-21-1986
	5	vs. Appalachian State, 12-6-1980
4.	6	vs. Georgia, 3-29-2003
	6	vs. Clemson, 12-31-1984
6.	8	Fifteen tied - most recent
		vs. Iona, 11-18-2012

Largest Margin of Victory

1.	89	vs. N.C. Central, 12-28-2009
2.	86	vs. Ball State, 12-19-2005
3.	83	vs. USC Upstate, 11-14-2013
4.	82	vs. Elon, 11-21-2003
5.	78	vs. Temple, 12-12-1998
6.	75	vs. Howard, 12-6-2002
7.	73	vs. Western Carolina, 2-9-1994
8.	70	vs. Wisconsin-Milwaukee, 12-3-1994
9.	69	vs. Iona, 11-18-2012
	69	at Houston Baptist, 11-13-2009
	69	at Southern, 3-19-2006

Largest Margin of Defeat

1.	82	at N.C. State, 1-19-1978
2.	64	vs. Maryland, 2-9-1978
3.	59	at Clemson, 1-11-1978
4.	55	N.C. State, 1-20-1979
	55	at Clemson, 1-9-1980
6.	50	N.C. State, 2-2-1978
7.	48	UNC Asheville, 12-8-1979
8.	45	at Virginia, 2-15-1992
9.	40	vs. East Carolina, 3-2-1978
10.	39	at N.C. State, 3-4-1989

Largest Margin of Victory**(ACC Games Only)**

1.	67	vs. Georgia Tech, 1-7-1999
2.	62	vs. Florida State, 12-6-1995
3.	57	vs. Wake Forest, 3-5-2005
	57	vs. Clemson, 2-27-2004
5.	55	vs. Clemson, 1-26-2011
6.	52	vs. Clemson, 2-5-2007
7.	50	vs. Virginia Tech, 2-20-2011
	50	vs. Clemson, 1-28-2001
8.	49	vs. Maryland, 1-23-2003
10.	46	vs. Wake Forest, 1-2-2006

Largest Margin of Victory Under Coach P

1.	89	vs. N.C. Central, 12-28-2009
2.	69	vs. Iona, 11-18-2012
	69	at Houston Baptist, 11-13-2009
4.	67	vs. Maine, 11-16-2008
5.	66	vs. Gardner-Webb, 11-25-2011
6.	63	vs. Hampton, 3-18-17
7.	62	vs. UNC Wilmington, 12-20-2011
8.	60	vs. Liberty, 11-11-16
9.	57	vs. Longwood, 11-15-16
7.	55	vs. Clemson, 1-26-2011
8.	53	vs. N.C. Central, 1-3-2008
9.	50	vs. Virginia Tech, 2-20-2011
10.	45	vs. Valparaiso, 11-23-2012
	45	vs. Sienna, 12-20-2008
	45	vs. UNC Greensboro, 11-18-2007

Largest Margin of Victory Under Coach P**(ACC Games Only)**

1.	55	vs. Clemson, 1-26-2011
2.	50	vs. Virginia Tech, 2-20-2011
3.	44	vs. Pittsburgh, 1-26-2014
	44	at Virginia Tech, 2-14-2013
	44	at Clemson, 1-27-2012
6.	43	vs. Wake Forest, 2-11-2011
7.	40	vs. North Carolina, 2-6-2012
8.	39	vs. Miami, 1-31-2013
9.	37	vs. Clemson, 1-20-2013
	37	at Boston College, 1-6-2013
	37	vs. Georgia Tech, 1-21-2011

Most Points

1.	3009	2005-06
2.	2922	2001-02
	2922	2002-03
4.	2860	1998-99
5.	2800	2013-14
6.	2785	2003-04
7.	2737	2004-05
8.	2683	2012-13
9.	2568	2006-07
10.	2558	2000-01

Most Three-Point Field Goals Attempted

1.	581	2010-11
2.	574	2002-03
3.	553	1998-99
4.	546	2003-04
5.	542	2005-06
	542	1999-00
7.	525	1995-96
8.	520	2001-02
9.	514	2004-05
10.	512	2009-10

Highest Rebounding Average

1.	45.2	1985-86
2.	45.1	2014-15
3.	44.7	2008-09
4.	43.8	2005-06
5.	43.7	1987-88
6.	43.4	2004-05
7.	43.2	2009-10
8.	43.2	1979-80
9.	42.5	2013-14
10.	42.4	2006-07

Highest Blocked Shot Average

1.	7.6	2005-06
2.	7.4	2004-05
3.	6.8	2003-04
4.	6.6	2006-07
5.	6.5	2014-15
6.	6.0	2013-14
	6.0	2007-08
8.	5.8	2008-09
	5.8	2011-12
10.	5.6	2016-17

Highest Scoring Average

1.	86.0	2005-06
2.	83.5	2001-02
3.	81.9	2003-04
4.	80.8	1985-86
5.	80.0	2013-14
6.	79.6	1994-95
7.	79.4	1998-99
8.	79.0	2002-03
9.	76.1	1993-94
10.	76.0	2004-05

Highest Three-Point Field Goal Percentage

1.	.407	2013-14
2.	.406	1988-89
3.	.405	2012-13
4.	.391	2005-06
5.	.385	1998-99
6.	.383	2001-02
7.	.382	2016-17
8.	.374	1992-93
9.	.372	1989-90
10.	.371	2011-12

Most Defensive Rebounds

1.	1027	2004-05
2.	1015	2005-06
3.	1002	2014-15
4.	985	2013-14
5.	981	2001-02
6.	965	2012-13
7.	953	2006-07
8.	944	2002-03
9.	929	2016-17
10.	926	2009-10

Most Steals

1.	480	2009-10
2.	462	2002-03
3.	447	2010-11
4.	442	2007-08
5.	438	2008-09
6.	414	2012-13
7.	412	2011-12
	412	2000-01
9.	411	2005-06
10.	404	2001-02

Most Field Goals Made

1.	1125	2005-06
2.	1080	2001-02
3.	1076	2002-03
4.	1067	2013-14
5.	1041	1998-99
6.	1027	2003-04
7.	1013	2004-05
8.	1011	2012-13
9.	964	2011-12
10.	958	2007-08
	958	2000-01

Most Free Throws Made

1.	580	2002-03
2.	576	1999-00
3.	565	1998-99
4.	563	2001-02
5.	557	1985-86
6.	549	2003-04
7.	547	2005-06
8.	528	2004-05
	528	2006-07
10.	513	1997-98

Most Offensive Rebounds

1.	629	2009-10
2.	607	2010-11
3.	600	1987-88
	600	1986-87
	600	1985-86
6.	593	2007-08
7.	587	2008-09
8.	551	2012-13
9.	550	2002-03
10.	536	2004-05

Highest Steal Average

1.	13.3	2009-10
2.	13.3	2008-09
3.	12.6	2007-08
4.	12.5	2002-03
5.	12.5	2011-12
6.	12.4	2010-11
7.	12.1	2000-01
8.	11.7	2005-06
9.	11.7	2003-04
10.	11.5	2001-02
	11.5	2012-13

Most Field Goals Attempted

1.	2354	2002-03
2.	2273	2009-10
3.	2259	2005-06
4.	2255	2007-08
5.	2241	2010-11
6.	2228	2012-13
7.	2209	2004-05
8.	2203	2001-02
9.	2169	2003-04
10.	2160	2008-09

Most Free Throws Attempted

1.	818	1985-86
2.	791	1998-99
3.	788	2002-03
4.	765	1999-00
5.	760	2003-04
6.	754	2004-05
7.	747	2005-06
8.	745	1997-98
9.	741	2001-02
10.	728	2013-14

Most Assists

1.	717	2005-06
2.	685	2003-04
3.	678	2001-02
4.	656	2004-05
5.	640	1998-99
6.	626	2002-03
7.	617	1995-96
8.	588	2013-14
9.	581	2006-07
10.	579	2000-01

Most Games Played

1.	37	2002-03
2.	36	2012-13
	36	2010-11
	36	2009-10
	36	1998-99
	36	2004-05
7.	35	2013-14
	35	2005-06
	35	2001-02
	35	2007-08

Highest Field Goal Percentage

1.	.499	2013-14
2.	.498	2005-06
3.	.490	2001-02
4.	.485	1995-96
5.	.484	1998-99
6.	.476	2011-12
7.	.475	1986-87
8.	.475	1985-86
9.	.474	2016-17
10.	.473	2003-04

Highest Free Throw Percentage

1.	.760	2001-02
2.	.753	1999-00
3.	.750	2016-17
4.	.741	2012-13
5.	.738	2006-07
6.	.736	2002-03
7.	.732	2005-06
8.	.722	2003-04
9.	.717	1996-97
10.	.715	1988-89

Highest Assist Average

1.	20.5	2005-06
2.	20.1	2003-04
3.	19.4	2001-02
4.	18.7	1995-96
5.	18.2	2004-05
6.	17.8	1998-99
7.	17.1	2006-07
8.	17.0	2000-01
9.	16.9	2002-03
10.	16.8	2013-14

Most Minutes Played

1.	7450	2002-03
2.	7202	2004-05
3.	7200	2012-13
	7200	2009-10
	7200	2010-11
	7200	1998-99
7.	7100	2005-06
8.	7026	2001-02
9.	7025	2013-14
10.	7000	2007-08

Most 3-Point Field Goals Made

1.	213	1998-99
2.	212	2005-06
3.	199	2010-11
	199	2001-02
5.	198	1999-00
6.	193	2012-13
7.	192	1995-96
8.	190	2002-03
9.	187	2013-14
10.	183	2016-17
	183	2004-05

Most Rebounds

1.	1563	2004-05
2.	1555	2009-10
3.	1532	2014-15
	1532	2005-06
5.	1516	2012-13
6.	1513	2010-11
7.	1494	2002-03
8.	1489	2013-14
9.	1482	2007-08
10.	1475	2008-09

Most Blocked Shots

1.	267	2005-06
	267	2004-05
3.	231	2003-04
4.	224	2006-07
5.	221	2014-15
6.	210	2013-14
	210	2007-08
8.	191	2008-09
	191	2011-12
10.	189	2016-17

Most Points in a Game

1. 125 at N.C. State, 1-19-1978
2. 121 at Alabama, 3-18-1995
3. 118 at Clemson, 1-11-1978
4. 117 vs. Maryland, 1-14-1978
5. 111 at Clemson, 1-9-1980
6. 107 vs. Clemson, 1-10-1992
7. 104 vs. Connecticut, 11-13-1998
8. 103 vs. N.C. State, 1-10-1990
- 103 vs. Maryland, 2-9-1978
10. 102 at N.C. State, 2-5-1986
- 102 vs. N.C. State, 2-22-1983

Fewest Points in a Game

1. 24 vs. Ball State, 12-18-2005
2. 25 vs. Davidson, 2-12-1979
3. 26 vs. Virginia Tech, 1-10-1990
- 26 vs. Elon, 11-21-2003
5. 27 vs. Southern, 3-19-2006
- 27 vs. UNC Asheville, 12-19-1998
7. 28 vs. N.C. Central, 12-28-2009
8. 29 vs. N.C. Central, 1-3-2008
- 29 vs. Stephen F. Austin, 11-26-2004
10. 30 vs. Pacific, 12-4-2004
- 30 vs. Florida State, 12-6-1995

Most First Half Points

1. 62 at Clemson, 1-11-1978
2. 58 at N.C. State, 1-19-1978
3. 53 vs. N.C. State, 1-20-1979
4. 52 vs. Virginia, 2-19-1997
- 52 vs. N.C. State, 1-10-1990
- 52 vs. Northwestern State, 3-21-1986
7. 51 vs. Connecticut, 11-13-1998
- 51 vs. Clemson, 1-10-1992
9. 50 at N.C. State, 2-21-1989
- 50 vs. East Carolina, 2-23-1980
- 50 at East Carolina, 3-2-1978

Fewest First Half Points

1. 3 vs. Monmouth, 12-30-2012
2. 7 at Ball State, 12-20-2004
3. 8 vs. Boston, 12-30-2006
4. 9 at Oklahoma State, 12-12-2010
- 9 vs. N.C. Central, 12-28-2009
- 9 vs. Ball State, 12-19-2005
7. 10 vs. Hampton, 3-18-2017
8. 11 vs. Texas State, 11-28-2015
- 11 vs. Old Dominion, 11-29-2006
- 11 vs. Maryland, 3-6-2005
- 11 at N.C. State, 1-29-2003
- 11 vs. Hampton, 12-8-1998
- 11 vs. UNC Asheville, 12-11-1991

Most Second Half Points

1. 67 at N.C. State, 1-19-1978
2. 63 at Clemson, 1-9-1980
3. 60 at N.C. State, 1-19-1988
4. 59 at N.C. State, 1-9-1991
5. 58 at Oklahoma, 12-8-2013
- 58 at North Carolina, 12-6-1979
7. 57 vs. North Carolina, 3-5-1995
- 57 at N.C. State, 2-5-1986
- 57 vs. N.C. State, 2-22-1983
- 57 vs. N.C. State, 12-4-1980

Fewest Second Half Points

1. 6 vs. Catawba, 1-10-1979
2. 8 vs. Davidson, 2-12-1979
3. 9 vs. Elon, 11-21-2003
4. 10 at Denver, 11-11-2007
5. 11 vs. Southern, 3-19-2006
- 11 at Eastern Kentucky, 12-3-1983
7. 12 vs. Manhattan, 12-21-1996
8. 13 vs. Iona, 11-18-2012
9. 14 8 tied - most recent

at Liberty, 11-11-2016

Highest FG Percentage

1. 68.3 at Maryland, 2-4-1989
2. 65.5 vs. Virginia, 1-25-1994
3. 63.8 vs. N.C. State, 2-22-1983
4. 62.9 vs. Dayton, 1-3-1981
5. 62.5 vs. Clemson, 1-28-1994
6. 61.8 vs. Notre Dame, 2-2-2014
7. 61.2 at Clemson, 1-11-1978
8. 61.1 vs. N.C. State, 1-10-1990
9. 60.9 at North Carolina, 1-19-1982
10. 60.7 at Maryland, 12-10-1983

Lowest FG Percentage

1. 11.3 vs. Stephen F. Austin, 11-26-2004
2. 12.7 vs. Ball State, 12-19-2005
3. 14.0 vs. UNC Asheville, 12-19-1998
4. 17.2 vs. Iona, 11-18-2012
5. 18.2 vs. Hampton, 3-18-2017
- 18.3 vs. Southern, 3-19-2006
7. 18.6 vs. Davidson, 2-12-1979
8. 19.2 at Ball State, 12-20-2004
9. 20.0 at Virginia, 2-24-2011
- 20.0 vs. Temple, 12-12-1998

Highest First Half FG Percentage

1. 81.3 at Georgia Tech, 2-6-1982
2. 78.2 vs. UNC Wilmington, 12-2-1980
3. 75.0 at Maryland, 2-4-1989
4. 71.4 at North Carolina, 1-19-1982
5. 68.0 at Georgia Tech, 3-2-1992
6. 66.7 vs. Virginia, 1-25-1994
- 66.7 at Richmond, 1-31-1989
- 66.7 vs. Maryland, 1-14-1989
- 66.7 at North Carolina, 2-12-1985
10. 65.2 vs. Seton Hall, 12-7-1991
- 65.2 at Maryland, 12-7-1985

Lowest First Half FG Percentage

1. 4.0 vs. Monmouth, 12-30-2012
2. 9.1 vs. Ball State, 12-19-2005
- 9.1 vs. Stephen F. Austin, 11-26-2004
4. 10.5 vs. Boston, 12-30-2006
5. 13.6 vs. Maryland, 3-6-2005
6. 13.8 vs. Hampton, 3-18-2017
- 13.8 at Virginia, 2-24-2011
- 13.8 vs. Temple, 12-12-1998
9. 14.3 at Oklahoma State, 12-12-2010
- 14.3 at Ball State, 12-20-2004

Highest Second Half FG Percentage

1. 78.6 vs. North Carolina, 2-23-1987
2. 72.0 vs. Connecticut, 3-29-2011
3. 70.8 at N.C. State, 1-19-1988
4. 70.0 at Maryland, 12-10-1983
5. 69.4 vs. N.C. State, 2-22-1983
6. 68.2 vs. Maryland, 2-18-1990
7. 68.0 at Clemson, 2-16-1997
8. 67.9 at Old Dominion, 12-7-1996
9. 66.7 Six tied - most recent at Texas A&M, 11-15-2009

Lowest Second Half FG Percentage

1. 11.5 vs. Davidson, 2-12-1979
2. 12.0 vs. UNC Asheville, 12-19-1998
3. 12.9 vs. Southern, 3-19-2006
4. 13.0 at Liberty, 11-11-2016
- 13.0 at Denver, 11-11-2007
6. 13.8 vs. Iona, 11-18-2012
- 13.8 vs. Stephen F. Austin, 11-26-2004
8. 14.3 at Eastern Kentucky, 12-3-1983
9. 15.8 vs. Ball State, 12-19-2005
10. 16.0 vs. Elon, 11-21-2003

Most Total Rebounds

1. 67 at Notre Dame, 11-21-1998
- 67 at Clemson, 1-9-1980
3. 64 at N.C. State, 1-19-1978
4. 63 vs. Maryland, 2-9-1978
5. 62 vs. Clemson, 3-3-1990
- 62 at UNC Charlotte, 2-4-1978
- 62 at East Carolina, 12-3-1977
8. 61 at East Carolina, 3-2-1978
9. 59 at Alabama, 3-18-1995
- 59 at North Carolina, 2-25-1995

Fewest Total Rebounds

1. 14 vs. Stephen F. Austin, 11-29-2003
2. 17 vs. Maine, 11-16-2008
3. 18 vs. Elon, 11-21-2003
- 18 vs. St. John's, 11-26-1989
- 18 vs. Holy Cross, 3-13-1999
6. 19 at Clemson, 2-6-2014
- 19 vs. Arkansas State, 11-25-2005
8. 20 vs. St. Joseph's, 12-8-2002
9. 21 vs. Boston College, 1-17-2016
- 21 vs. Florida State, 1-16-1994
- 21 vs. Presbyterian, 11-17-2012

Most Offensive Rebounds

1. 29 at Alabama, 3-18-1995
2. 28 vs. North Carolina, 3-3-2013
- 28 vs. Clemson, 3-3-1990
4. 27 at Tennessee, 1-22-2007
- 27 vs. Clemson, 2-26-1990
6. 26 vs. Kentucky, 12-21-2014
- 26 vs. Virginia Tech, 2-22-2006
- 26 vs. North Carolina, 1-25-1995
9. 25 at North Carolina, 2-25-2006
- 25 at California, 12-21-1993
- 25 vs. N.C. State, 2-6-1991
- 25 at Providence, 12-6-1987

Fewest Offensive Rebounds

1. 2 vs. Holy Cross, 3-13-1999
2. 3 vs. Boston College, 1-17-2016
- 3 vs. Wake Forest, 1-13-2000
- 3 vs. Clemson, 1-28-1994
5. 4 vs. Iona, 11-18-2012
- 4 vs. Georgia Southern, 11-19-2009
- 4 vs. Stephen F. Austin, 11-29-2003
- 4 at Virginia Tech, 12-8-1999
- 4 vs. UNC Greensboro, 11-19-1997
- 4 vs. UNC Asheville, 11-23-1996
- 4 vs. Maryland, 2-18-1994

Most Field Goals Made

1. 52 at Clemson, 1-11-1978
2. 50 at Clemson, 1-9-1980
3. 48 at N.C. State, 1-19-1978
4. 45 vs. Clemson, 2-5-1979
- 45 vs. N.C. State, 1-20-1979
6. 44 vs. N.C. State, 1-10-1990
- 44 at Alabama, 3-18-1995
- 44 vs. N.C. State, 2-22-1983
- 44 vs. Maryland, 2-9-1978
10. 43 at Maryland, 2-4-1989

Fewest Field Goals Made

1. 7 vs. Stephen F. Austin, 11-26-2004
- 7 vs. UNC Asheville, 12-19-1998
3. 8 vs. Catawba, 1-10-1979
4. 9 vs. N.C. Central, 12-28-2009
- 9 vs. Ball State, 12-19-2005
6. 10 Six tied - most recent at Houston Baptist, 11-13-2009

Most Field Goals Attempted

- 1. 114 at Alabama, 3-18-1995
- 2. 95 at East Carolina, 12-3-1977
- 3. 92 at Clemson, 1-9-1980
- 4. 89 vs. Clemson, 2-5-1979
- 89 vs. NC State, 1-20-1979
- 6. 88 vs. Clemson, 2-8-1979
- 88 at North Carolina, 12-6-1979
- 88 at NC State, 1-19-1978
- 9. 87 at East Carolina, 2-22-1979
- 10. 86 at Florida State, 1-23-2014

Fewest Field Goals Attempted

- 1. 35 vs. Presbyterian, 11-17-2012
- 2. 37 vs. Catawba, 1-10-1979
- 3. 38 vs. Maine, 11-16-2008
- 38 vs. Detroit Mercy, 12-27-2002
- 5. 39 vs. Auburn, 11-27-2005
- 6. 40 vs. Clemson, 1-16-2000
- 40 at Eastern Kentucky, 12-3-1983
- 8. 41 vs. Purdue, 11-22-2007
- 41 vs. NC Central, 12-28-2009
- 41 vs. UNC Asheville, 11-23-1996

Most First Half Field Goals Made

- 1. 23 at Clemson, 1-9-1980
- 23 vs. Maryland, 2-9-1978
- 23 at NC State, 1-19-1978
- 4. 22 vs. NC State, 1-10-1990
- 22 at NC State, 2-21-1989
- 22 at East Carolina, 3-2-1978
- 7. 21 Five tied - most recent
- at Maryland, 2-4-1989

Fewest First Half Field Goals Made

- 1. 1 vs. Monmouth, 12-30-2012
- 2. 3 at Oklahoma State, 12-12-2010
- 3 vs. NC Central, 12-28-2009
- 3 vs. UNC Greensboro, 11-18-2007
- 3 vs. Ball State, 12-19-2005
- 3 vs. Maryland, 3-6-2005
- 3 vs. Holy Cross, 1-4-2005
- 3 at Ball State, 12-20-2004
- 3 vs. Stephen F. Austin, 11-26-2004
- 10. 4 Eight tied - most recent
- at Virginia, 2-24-2011

Most First Half Field Goals Attempted

- 1. 48 at Providence, 12-6-1987
- 2. 47 vs. NC State, 2-6-1991
- 47 vs. VCU, 1-20-1978
- 4. 46 vs. Clemson, 2-8-1979
- 5. 45 vs. Maryland, 1-13-2007
- 45 at Virginia, 1-9-1993
- 7. 44 Five tied - most recent
- vs. North Carolina, 3-4-2002

Fewest First Half Field Goals Attempted

- 1. 15 vs. Monmouth, 12-30-2012
- 2. 16 vs. UNC Greensboro, 11-18-2007
- 16 vs. Florida State, 1-16-1994
- 16 at Georgia Tech, 2-6-1982
- 5. 18 at Virginia Tech, 2-14-2013
- 18 at Wisconsin, 12-2-2010
- 18 at Penn State, 11-18-2005
- 8. 19 at Temple, 12-31-2009
- 19 vs. Maryland, 3-8-2008
- 19 vs. UNC Greensboro, 11-24-1996

Most Second Half Field Goals Made

- 1. 27 at Clemson, 1-9-1980
- 27 at North Carolina, 12-6-1979
- 3. 25 vs. N.C. State, 2-22-1983
- 25 at N.C. State, 1-19-1978
- 5. 24 vs. Georgia Tech, 1-28-1989

- 6. 23 at North Carolina, 1-10-1989
- 7. 22 Ten tied - most recent
- vs. Virginia, 2-13-1993

Fewest Second Half Field Goals Made

- 1. 2 at Eastern Kentucky, 12-3-1983
- 2. 3 at Liberty, 11-11-2016
- 3 at Denver, 11-11-2007
- 3 vs. UNC Asheville, 12-19-1998
- 5. 4 vs. Iona, 11-18-2012
- 4 at Houston Baptist, 11-13-2009
- 4 vs. Southern, 3-19-2006
- 4 at Stephen F. Austin, 11-26-2004
- 4 vs. Elon, 11-21-2003
- 10. 5 Thirteen tied - most recent
- vs. Clemson, 2-2-2017

Most Second Half Field Goals Attempted

- 1. 52 at East Carolina, 2-22-1979
- 2. 48 at Clemson, 1-9-1980
- 3. 47 vs. Charleston, 12-18-1990
- 47 at N.C. State, 1-19-1978
- 5. 46 at North Carolina, 2-24-2002
- 46 vs. Montana, 11-26-1994
- 46 at North Carolina, 1-10-1989
- 8. 45 Nine tied - most recent
- at North Carolina, 1-22-1999

Fewest Second Half Field Goals Attempted

- 1. 14 vs. Georgia Tech, 1-21-2011
- 14 at Maine, 12-21-2009
- 14 at Eastern Kentucky, 12-3-1983
- 4. 17 vs. Auburn, 11-27-2005
- 17 vs. Maryland, 2-3-2000
- 17 at Florida State, 1-21-1992
- 17 at Wake Forest, 2-16-1991
- 17 at North Carolina, 2-20-1988
- 17 vs. Notre Dame, 2-6-1988
- 10. 18 Six tied - most recent
- vs. Xavier, 12-21-2010

Most Three-Point Field Goals Made

- 1. 14 at Syracuse, 1-3-2016
- 14 vs. North Carolina, 3-1-2015
- 14 vs. DePaul, 3-24-2014
- 4. 13 at Boston College, 1-22-2015
- 13 vs. Syracuse, 1-8-2015
- 13 vs. Oklahoma, 12-17-2014
- 13 vs. Connecticut, 1-18-2010
- 8. 12 vs. Southern California, 12-6-2009
- 9. 11 vs. Notre Dame, 3-5-2017
- 11 at Pepperdine, 11-27-2016
- 11 at Wake Forest, 1-19-2005
- 11 vs. TCU, 3-17-2002
- 11 at North Carolina, 1-24-1996

Most Three-Point Field Goals Attempted

- 1. 52 at Alabama, 3-18-1995
- 2. 41 vs. Villanova, 12-21-2016
- 39 vs. Marquette, 11-23-2014
- 4. 38 at Syracuse, 1-9-2014
- 38 vs. Syracuse, 1-8-2015
- 6. 37 vs. Syracuse, 2-10-2017
- 37 vs. Miami, 1-18-2015
- 8. 36 at Syracuse, 1-3-2016
- 36 vs. Idaho, 11-26-2015
- 36 vs. Wake Forest, 3-5-2005

Most Free Throws Made

- 1. 35 at Clemson, 12-9-2000
- 35 at N.C. State, 1-19-1988
- 3. 34 vs. North Carolina, 3-9-2008
- 34 at DePaul, 11-29-1986
- 5. 33 at Maryland, 1-14-2008
- 33 at Illinois, 3-16-1997

- 33 vs. Clemson, 3-3-1990
- 8. 31 at Penn State, 11-18-2005
- 9. 30 at Penn State, 11-20-2000
- 30 at Maryland, 2-5-1993

Most Free Throws Attempted

- 1. 57 vs. Clemson, 3-3-1990
- 2. 48 at N.C. State, 1-19-1988
- 3. 44 vs. North Carolina, 3-8-2008
- 4. 42 at Maryland, 1-14-2008
- 42 at Penn State, 11-18-2005
- 42 at DePaul, 11-29-1986
- 42 at Maryland, 2-13-1983
- 8. 41 at Clemson, 12-9-2000
- 41 at N.C. State, 1-19-1978
- 10. 40 at Illinois, 3-16-1997
- 40 at Maryland, 2-5-1993

Most Assists

- 1. 36 at Maryland, 2-4-1989
- 2. 35 at N.C. State, 2-21-1989
- 3. 29 vs. N.C. State, 1-10-1990
- 29 at Clemson, 1-9-1980
- 5. 28 at N.C. State, 1-9-1991
- 28 vs. Virginia, 2-11-1989
- 28 vs. Stanford, 12-20-1988
- 28 vs. N.C. State, 1-20-1979
- 9. 27 Three tied - most recent
- at Texas A&M, 11-17-1995

Most Blocks

- 1. 11 at North Carolina, 2-28-2010
- 11 at Texas A&M, 11-15-2009
- 11 vs. Michigan State, 3-24-2009
- 11 at N.C. State, 1-19-2009
- 11 at Clemson, 1-29-1990
- 6. 10 vs. St. John's, 12-9-2012
- 10 at Auburn, 12-31-2004
- 8. 9 vs. Mississippi State, 3-22-2015
- 9 at Richmond, 12-8-1996
- 9 vs. Purdue, 12-2-1990
- 9 at Virginia, 11-25-1979

Most Turnovers

- 1. 53 at UNC Greensboro, 1-16-1979
- 2. 45 vs. N.C. Central, 12-28-2009
- 45 vs. Morgan State, 11-26-1993
- 4. 41 at East Carolina, 1-5-1994
- 41 at North Carolina, 2-20-1979
- 6. 40 vs. UNC Wilmington, 12-20-2011
- 40 vs. Stephen F. Austin, 11-29-2003
- 8. 39 vs. Utah Valley, 12-18-2007
- 39 vs. Manhattan, 12-21-1996
- 10. 38 vs. Maine, 11-16-2008
- 38 vs. UNC Greensboro, 11-18-2007

Fewest Turnovers

- 1. 5 vs. Notre Dame, 2-1-2016
- 2. 6 at Miami, 1-30-2014
- 6 vs. Clemson, 3-3-1996
- 6 at Virginia, 2-15-1992
- 6 at West Texas State, 3-20-1986
- 6. 7 at N.C. State, 2-22-2015
- 7 at St. Joseph's, 12-29-1994
- 7 at Georgia Tech, 3-25-1989
- 9. 8 vs. Purdue, 3-28-1999
- 8 vs. Virginia, 2-1-1992
- 8 vs. N.C. State, 2-6-1991

Points

Game 43, Monique Currie at Miami, 2-19-06 (2OT)
 Season 813, Alana Beard, 2002-03
 Career 2,687, Alana Beard, 2001-04

Field Goals Made

Game 16, Alana Beard vs. Virginia, 1-9-03
 16, Sue Harnett vs. VCU, 12-10-88
 Season 294, Alana Beard, 2002-03
 Career 1,005, Alana Beard, 2001-04

Field Goals Attempted

Game 30, Alana Beard vs. Virginia, 1-9-03
 Season 558, Alana Beard, 2002-03
 Career 1,906, Alana Beard, 2001-04

Field Goal Percentage

Game 1.000 (12-12), Sheana Mosch vs. Clemson, 1-28-01
 1.000 (10-10), Elizabeth Williams vs. USC-U, 12-11-11
 1.000 (9-9), Tyish Hall vs. Okla. St., 3-16-95
 1.000 (9-9), Kathy Friend vs. UNC, 2-24-78
 Season 65.5, Tyish Hall, 1995-96
 Career 63.0, Tyish Hall, 1994-97

Three-Pointers Made

Game 8, Rebecca Greenwell at Pepperdine, 11-27-16
 Season 87, Tricia Liston, 2013-14
 Career 252, Tricia Liston, 2013-14

Three-Pointers Attempted

Game 16, Rebecca Greenwell at Pepperdine, 11-27-16
 Season 208, Rebecca Greenwell, 2016-17
 Career 691, Abby Waner, 2006-09

Three-Point Percentage

Game 1.000 (6-6), Nicole Erickson vs. ND, 11-22-97
 Season 53.9, Jenni Kraft, 1988-89
 Career 45.9, Tricia Liston, 2013-14

Free Throws Made

Game 15, Monique Currie at Miami, 2-19-06 (2OT)
 15, Nicole Johnson vs. WFU, 2-26-92
 Season 201, Alana Beard, 2002-03
 Career 582, Alana Beard, 2001-04*

Free Throws Attempted

Game 22, Tara McCarthy vs. UNC, 2-24-78
 Season 267, Chris Moreland, 1985-86
 Career 868, Chris Moreland, 1985-88

Free Throw Percentage

Game 1.000 (14-14), Monique Currie vs. UNC, 3-4-02
 Season 93.1, Tricia Liston, 2012-13
 Career 88.0, Nicole Erickson, 1998-99

Rebounds

Game 24, Barb Krause vs. Catawba, 1-10-79
 Season 354, Chris Moreland, 1985-86
 Career 1,229, Chris Moreland, 1985-88

Offensive Rebounds

Game 13, Carey Kauffman vs. UNCAshville, 11-30-94
 Season 154, Chris Moreland, 1985-86
 Career 535, Chris Moreland, 1985-88

Defensive Rebounds

Game 15, Haley Peters vs. USC Upstate, 11-14-13
 Season 213, Alison Bales, 2006-07
 Career 694, Chris Moreland, 1985-88

Assists

Game 15, Alexis Jones at Florida State, 1-23-14
 15, Chelsea Gray vs. Clemson, 1-10-13
 Season 201, Chelsea Gray, 2011-12
 Career 579, Lindsey Harding, 2003-07

Steals

Game 10, Alexis Jones vs. Notre Dame, 2-2-14
 10, Abby Waner vs. Utah Valley, 12-18-07
 Season 114, Alana Beard, 2001-02
 Career 404, Alana Beard, 2001-04

Blocked Shots

Game 12, Elizabeth Williams at WFU, 1-6-12*
 Season 151, Alison Bales, 2006-07*
 Career 434, Alison Bales, 2004-07*

* Duke and ACC Records

Triple-Doubles

Ka'lia Johnson at Old Dominion on 11-20-14
 18 points, 13 assists, 11 rebounds

Elizabeth Williams at WFU on 1-6-12
 18 points, 16 rebounds, 12 blocks

Chelsea Gray (2)
 vs. Pittsburgh on 12-4-11
 14 points, 11 rebounds, 13 assists
 at Boston College on 1-6-13
 18 points, 11 rebounds, 10 assists

Jasmine Thomas vs. Marquette on 11-27-09
 11 points, 11 rebounds, 12 assists

Monique Currie vs. Florida State on 1-5-06
 21 points, 12 rebounds, 11 assists

Katie Meier vs. Manhattan on 3-11-87
 16 points, 11 rebounds, 10 assists

* Duke became just the fourth school in NCAA history to have two different players notch triple-doubles in the same season -- Central Michigan (2010-11), Georgia State (2009-10), UAB (2001-02)

Other Records**Most Minutes Played**

Season 1,172, Jasmine Thomas, 2010-11
 Career 4,285, Alana Beard, 2001-04

Most Games Played

Season 37, seven tied in 2002-03
 Career 142, Mistie Williams, 2003-06

Most Games Started

Season 37, three tied in 2002-03
 Career 136, Alana Beard, 2001-04

Most Consecutive Free Throws Made

56, Lexie Brown, 2016-17

Most Consecutive Free Throws Made to Start Career

14, Sierra Calhoun, 2014-15

Most Points Scored In A Half (2nd)

29, Alana Beard at Maryland, 1-14-01

Most Points Scored In Overtime

15, Monique Currie at Miami, 2-19-06

Most Assists In A Half (1st)

11, Monique Currie vs. Ga. Tech, 2-7-04

Seeing Double**Double Figure Scoring Records**

Most in a Career
 127, Alana Beard, 2001-04

Most in a Season

36, Alana Beard, 2002-03

Most Consecutive

67, Chris Moreland, 12-19-85 through 1-19-88

Most Consecutive Games With 20 or More Points

11, Chris Moreland, 12-19-85 through 1-25-86

Double Figure Rebounding Records

Most in a Career
 74, Chris Moreland, 1985-88

Most in a Season

24, Chris Moreland, 1985-86 & 1987-88

Most Consecutive

15, Chris Moreland, 1/25/86-11/29/86

Points in a Game

- 43 Monique Currie at Miami, 2-19-06 (2OT)
- 41 Alana Beard at Virginia, 1-9-03
- 37 Ali Day vs. Alabama, 3-18-95
- 37 Sue Harnett at VCU, 12-10-88
- 36 Katie Meier at N.C. State, 2-3-87
- 35 Alana Beard vs. Maryland, 1-2-02
- 35 Michele Van Gorp at Clemson, 2-14-99
- 35 Carey Kauffman vs. UNCA, 11-30-94
- 34 Chris Moreland vs. Radford, 1-4-86
- 34 Chris Moreland vs. NWS, 3-21-86
- 34 Chris Moreland vs. Indiana St., 12-30-85
- 33 Azurá Stevens at Clemson, 1-21-16
- 33 Elizabeth Williams at North Carolina, 1-25-15
- 33 Alana Beard at Maryland, 1-14-01
- 32 Lexie Brown vs. Old Dominion, 11-22-16
- 32 Azurá Stevens vs. Army, 11-22-15
- 32 Kira Orr vs. N.C. State, 2-12-97
- 31 Rebecca Greenwell at Pepperdine, 11-27-16
- 31 Monique Currie vs. Maryland, 2-13-06
- 31 Alana Beard at North Carolina, 2-14-04
- 31 Payton Black at Richmond 12-8-96
- 31 Ali Day vs. Florida State, 1-28-95
- 31 Chris Moreland vs. UNCW, 2-23-85
- 31 Stacy Hurd at Wake Forest, 12-8-80

Field Goals Made

- 16 Alana Beard vs. Virginia, 1-9-03
- 16 Sue Harnett vs. VCU, 12-10-88
- 15 Michele Van Gorp vs. Clemson, 2-14-99
- 15 Katie Meier vs. N.C. State, 2-3-87
- 15 Alana Beard vs. Maryland, 1-2-02
- 14 Ten tied - most recent
- Azurá Stevens vs. Army, 11-22-15

Field Goals Attempted

- 30 Alana Beard vs. Virginia, 1-9-03
- 26 Iciss Tillis vs. Florida State, 1-26-03
- 26 Iciss Tillis at North Carolina, 1-20-03
- 25 Elizabeth Williams at North Carolina, 1-25-15
- 25 Sue Harnett vs. VCU, 12-10-88
- 25 Stacy Hurd vs. Vanderbilt, 3-13-82
- 24 Jasmine Thomas vs. Kentucky, 1-4-11
- 24 Alana Beard at Connecticut, 1-3-04
- 24 Alana Beard vs. Tennessee, 4-6-03
- 24 Chris Moreland vs. DePaul, 11-29-86
- 24 Tara McCarthy at UNC-Greens., 1-16-79

Field Goal Percentage

- 1.000 (12-12) Sheana Mosch vs. Clem., 1-28-01
- 1.000 (10-10) Elizabeth Williams vs. USC, 12-11-11
- 1.000 (9-9) Tyish Hall vs. Okla. State, 3-16-95
- 1.000 (9-9) Kathy Friend vs. UNC, 2-24-78
- 1.000 (8-8) Payton Black vs. FSU, 12-6-95
- 1.000 (8-8) Tyish Hall vs. VCU, 11-15-95
- 1.000 (8-8) Alison Day vs. ECU, 1-5-94
- 1.000 (8-8) Stacy Hurd vs. Clemson, 1-29-83

Three-Point Field Goals Made

- 8 Rebecca Greenwell at Pepperdine, 11-27-16
- 7 Jessica Foley vs. Georgia Tech, 1-17-05
- 7 Nicole Erickson vs. Clemson, 1-14-99
- 6 Fourteen tied - most recent
- Rebecca Greenwell vs. UNC, 2-26-17

Three-Point Field Goals Attempted

- 16 Rebecca Greenwell at Pepperdine, 11-27-16
- 13 Kira Orr vs. Illinois, 3-16-97
- 12 Rebecca Greenwell vs. Longwood, 11-15-16
- 12 Jessica Foley vs. Georgia Tech, 1-17-05
- 12 Nicole Erickson vs. Clemson, 1-14-99
- 12 Kira Orr vs. North Carolina, 1-18-97
- 12 Abby Waner vs. North Carolina, 2-9-09
- 11 Rebecca Greenwell vs. Albany, 3-20-15
- 11 Rebecca Greenwell at NC State, 2-22-15
- 11 Jessica Foley at UNC, 1-24-05
- 11 Vicki Krapohl vs. Clemson, 2-27-04
- 11 Missy West vs. W.Kentucky, 3-20-00
- 11 Krista Gingirch vs. GT, 2-11-00

Free Throws Made

- 15 Monique Currie at Miami, 2-19-06 (2OT)
- 15 Nicole Johnson vs. Wake Forest, 2-26-92
- 14 Georgia Schweitzer vs. WFU, 3-2-01
- 14 Tara McCarthy vs. North Carolina, 12-7-78
- 14 Monique Currie vs. UNC, 3-4-02
- 13 Seven tied - most recent
- Chelsea Gray, vs. Maryland, 2-11-13

Free Throws Attempted

- 22 Tara McCarthy vs. North Carolina, 2-24-78
- 20 Katie Meier vs. Virginia, 1-16-90
- 20 Tara McCarthy vs. North Carolina, 2-24-78
- 19 Chris Moreland vs. Howard, 11-30-87
- 19 Chris Moreland vs. Georgia Tech, 1-25-86
- 18 Nicole Johnson vs. Wake Forest, 2-26-92
- 18 Tara McCarthy vs. North Carolina, 12-7-78
- 17 Barb Krause vs. Colorado, 1-5-80
- 16 Monique Currie at Miami, 2-19-06
- 16 Monique Currie vs. Kansas St., 11-27-04
- 16 Georgia Schweitzer vs. WFU, 3-2-01
- 16 Katie Meier at Wake Forest, 1-24-90
- 16 Jennifer Chestnut vs. Clemson, 3-4-83

Free Throw Percentage

(Minimum 10 attempts)

- 1.000 (14-14) Monique Currie vs. UNC, 3-4-02
- 1.000 (13-13) Alison Bales vs. Clemson, 2-25-07
- 1.000 (13-13) Robin Baker at Ga. Tech, 1-26-91
- 1.000 (12-12) Nicole Erickson vs. UNC, 2-12-98
- 1.000 (11-11) Nicole Erickson vs. ODU, 3-20-99
- 1.000 (11-11) Lauren Rice vs. UConn, 11-13-98
- 1.000 (11-11) Chris Moreland vs. WTS., 3-20-86
- 1.000 (10-10) Kira Orr vs. N.C. State, 2-12-97
- 1.000 (10-10) Kristina Meiman vs. UWM, 12-3-94
- 1.000 (10-10) Jenni Kraft at UConn, 12-9-88

Total Rebounds

- 24 Barb Krause vs. Catawba, 1-10-79
- 23 Barb Krause vs. Georgia Tech, 1-13-79
- 20 Elizabeth Williams vs. Oklahoma, 12-17-14
- 20 Haley Peters vs. USC Upstate, 11-14-13
- 20 Alana Beard vs. North Carolina, 3-10-03
- 20 Chris Moreland at UNC, 2-20-88
- 19 Carey Kauffman vs. UNCA, 11-30-94
- 19 Chris Moreland at George Mason, 11-30-85
- 19 Chris Moreland vs. Washington, 12-27-85
- 19 Chris Moreland vs. Ga. Tech, 1-15-88
- 19 Tracey Christopher at GT, 1-15-88

Offensive Rebounds

- 13 Carey Kauffman vs. UNC Asheville, 11-30-94
- 11 Bridgette Mitchell vs. Northeastern, 11-11-06
- 10 Alana Beard vs. North Carolina, 3-10-03
- 9 Azurá Stevens vs. Virginia, 3-3-16
- 9 Elizabeth Williams vs. Oklahoma, 12-17-14
- 9 Carrem Gay vs. North Carolina, 3-1-09
- 9 Carrem Gay vs. Southern Cal, 12-19-08
- 9 Peppi Browne vs. N.C. State, 1-20-99
- Ten tied - most recent
- 8 Azurá Stevens vs. Minnesota, 12-3-16

Defensive Rebounds

- 15 Haley Peters vs. USC Upstate, 11-14-13
- 12 Azurá Stevens vs. Texas A&M, 11-18-15
- 12 Tricia Liston vs. Virginia, 1-16-14
- 12 Alison Bales vs. Maryland, 2-18-07
- 12 Alison Bales vs. North Carolina, 2-8-07
- 12 Chante Black vs. Clemson, 2-17-05
- 12 Monique Currie vs. North Carolina, 1-11-04
- 11 Eighteen tied - most recent
- Elizabeth Williams vs. Wake Forest, 3-6-15

Assists

- 15 Alexis Jones at Florida State, 1-23-14
- 15 Chelsea Gray vs. Clemson, 1-10-13
- 13 Kyra Lambert at UNC, 2-26-17
- 13 Ka'lia Johnson at Old Dominion, 11-20-14
- 13 Chelsea Gray at Marquette, 11-24-13
- 13 Chelsea Gray vs. Pittsburgh, 12-4-11
- 12 Lexie Brown at Pepperdine, 11-26-16
- 12 Chelsea Gray at Vanderbilt, 3-20-12
- 12 Monique Currie vs. Ga. Tech, 2-7-04
- 12 Katie Meier vs. N.C. State, 1-10-90
- 12 Leigh Morgan at California, 12-27-87

Steals

- 10 Alexis Jones vs. Notre Dame, 2-2-14
- 10 Abby Waner vs. Utah Valley, 12-18-07
- 9 Chelsea Gray vs. Clemson, 1-24-13
- 9 Missy Anderson vs. Drake, 12-28-92
- 9 Kim Matthews vs. Davidson, 2-2-79
- 8 Lexie Brown vs. Longwood, 11-15-16
- 8 Chelsea Gray vs. St. John's, 3-24-12
- 8 Lindsey Harding vs. Tennessee, 1-23-06
- 8 Peppi Browne vs. Georgia Tech, 1-4-98
- 8 Katie Meier vs. San Jose St., 12-29-87
- 8 Katie Meier vs. Howard, 11-30-87
- 8 Kim Matthews vs. Guilford, 12-4-78
- 8 Chante Black, vs. Quinnipiac, 12-28-08

Blocked Shots

- 12 Elizabeth Williams at Wake Forest, 1-6-12*
- 11 Sarah Sullivan vs. Richmond, 1-22-83
- 9 Elizabeth Williams vs. Albany, 3-20-15
- 9 Alison Bales vs. Penn State, 11-21-06
- 8 Azurá Stevens vs. Winthrop, 11-15-15
- 8 Elizabeth Williams at Boston College, 2-9-12
- 8 Krystal Thomas at Charlotte, 11-27-10
- 8 Alison Bales vs. Connecticut, 3-28-06
- 8 Alison Bales at UNC, 2-25-06
- 8 Alison Bales vs. UNC, 2-27-05
- 8 Alison Bales at Ball State, 12-20-04

Charges Taken

1. 4 Chelsea Gray vs. Alabama, 11-17-13
- 4 Rochelle Parent vs. Clemson, 12-9-00
3. 3 Chelsea Gray at Syracuse, 1-9-14
- 3 Chelsea Gray at Boston College, 1-6-13
- 3 Rochelle Parent, many times

Points off the Bench

1. 29 Tricia Liston vs. Wake Forest, 2-17-13
2. 28 Nicole Erickson vs. Clemson, 1-14-99
- 28 Jenni Kraft vs. Cleveland State, 12-2-88
4. 27 Tyish Hall at Clemson, 1-23-94
- 27 Nicole Johnson vs. Wake Forest, 2-26-92
6. 26 Zeki Blanding vs. UNC Asheville, 12-11-91
- 26 Chris Moreland at Hofstra, 12-27-86
8. 25 Karima Christmas vs. Maryland, 2-21-10
- 25 Jennifer Scanlon vs. FSU, 1-3-93
- 25 Dana McDonald at N.C. State, 1-9-91
- 25 Jenni Kraft at Wake Forest, 2-27-89
- 25 Sue Harnett at Georgia Tech, 2-7-87
- 25 Stacy Hurd vs. Clemson, 3-4-83

Points vs. a Top 25 Team

1. 37 Ali Day vs. #13/15 Alabama, 3-18-95
2. 36 Katie Meier vs. #13/15 N.C. State, 2-3-87
3. 35 Michele Van Gorp vs. #19/19 Clemson, 2-14-99
4. 33 Elizabeth Williams vs. #12/11 North Carolina, 1-25-15
5. 31 Monique Currie vs. #4/6 Maryland, 2-13-06
- 31 Alana Beard vs. #15/14 North Carolina, 2-14-04
7. 30 Sheana Mosch vs. #15/16 Clemson, 1-28-01
- 30 Kira Orr vs. #13/15 Alabama, 3-18-95
9. 29 Lexie Brown vs. #17/16 Va. Tech, 1-19-17
- 29 Rebecca Greenwell vs. #3/3 South Carolina, 12-4-16
- 29 Jasmine Thomas vs. #3/3 Ohio State, 12-3-09
- 29 Lindsey Harding vs. #6/6 Maryland, 2-18-07
- 29 Alana Beard vs. #4/4 Tennessee, 4-6-03

Points vs. a Top 10 Team

1. 31 Monique Currie vs. #4/6 Maryland, 2/13/06
2. 29 Rebecca Greenwell vs. #3/3 South Carolina, 12-4-16
- 29 Jasmine Thomas vs. #3/3 Ohio State, 12-3-09
- 29 Lindsey Harding vs. #6/6 Maryland, 2-18-07
- 29 Alana Beard vs. #4/4 Tennessee, 4-6-03
6. 28 Tricia Liston vs. #5/6 Kentucky, 12-22-13
- 28 Chelsea Gray vs. #7/7 Maryland, 2-11-13
- 28 Lindsey Harding vs. #1/1 Maryland, 1-13-07
- 28 Alana Beard vs. #7/8 Texas Tech, 3-31-03
- 28 Michele Van Gorp vs. #7/6 North Carolina, 1-22-99
- 28 Sue Harnett vs. #8/8 Maryland, 1-14-89

Points vs. a Top 5 Team

1. 31 Monique Currie vs. #4/6 Maryland, 2/13/06
2. 29 Rebecca Greenwell vs. #3/3 South Carolina, 12-4-16
- 29 Jasmine Thomas vs. #3/3 Ohio State, 12-3-09
- 29 Alana Beard vs. #4/4 Tennessee, 4-6-03
5. 28 Tricia Liston vs. #5/6 Kentucky, 12-22-13
- 28 Lindsey Harding vs. #1/1 Maryland, 1-13-07
7. 27 Nicole Erickson vs. #5/5 North Carolina, 2-12-97
8. 26 Monique Currie vs. #4/3 North Carolina, 3-7-05
- 26 Alana Beard vs. #2/2 Connecticut, 2-1-03
10. 25 Dana McDonald vs. #3/4 N.C. State, 1-9-91

Points vs. a Top 3 Team

1. 29 Rebecca Greenwell vs. #3/3 South Carolina, 12-4-16
- 29 Jasmine Thomas vs. #3/3 Ohio State, 12-3-09
3. 28 Lindsey Harding vs. #1/1 Maryland, 1-13-07
4. 26 Monique Currie vs. #4/3 North Carolina, 3-7-05
- 26 Alana Beard vs. #2/2 Connecticut, 2-1-03
6. 25 Dana McDonald vs. #3/4 N.C. State, 1-9-91
7. 23 Chelsea Gray vs. #2/2 Stanford, 3-26-12
- 23 Traci Williams vs. #3/4 N.C. State, 1-9-91
9. 22 Monique Currie vs. #3/3 Maryland, 4-4-06
- 22 Georgia Schweitzer vs. #2/2 Tennessee, 3-22-99
- 22 Michele Van Gorp vs. #3/3 Tennessee, 12-6-98
- 22 Chris Moreland vs. #3/3 Virginia, 2-1-86

Highest Scoring Duos

1. 67 Ali Day (37) & Kira Orr (30) vs. Alabama, 3-18-95
2. 58 Chris Moreland (31) & Candy Mikels (27) vs. UNCW, 2/23/85
3. 57 Rebecca Greenwell (30) & Lexie Brown (27) vs. Longwood, 11-15-16
4. 56 Lexie Brown (32) & Rebecca Greenwell (24) vs. Old Dominion 11-22-16
- 56 Katie Meier (30) & Chris Moreland (26) vs. N.C. State, 2-3-87
6. 55 Monique Currie (43) & Mistie Williams (12) vs. Miami, 2-19-06
- 55 Monique Currie (30) & Alana Beard (25) vs. North Carolina, 2-4-02
- 55 Alana Beard (35) & Iciss Tillis (20) vs. Maryland, 1-2-02
- 55 Carey Kauffman (35) & Alison Day (20) vs. UNC Asheville, 11-30-94
10. 54 Alana Beard (31) & Monique Currie (23) vs. North Carolina, 1-24-02
- 54 Kira Orr (32) & Hilary Howard (22) vs. N.C. State, 2-12-97

*** Duke and ACC Records**

Points

1.	813	Alana Beard, 2002-03
2.	694	Alana Beard, 2001-02
3.	691	Chris Moreland, 1985-86
4.	671	Alana Beard, 2003-04
5.	630	Monique Currie, 2004-05
6.	622	Lexie Brown, 2016-17
7.	610	Michele Van Gorp, 1998-99
8.	603	Tricia Liston, 2013-14
9.	586	Chris Moreland, 1986-87
10.	577	Jasmine Thomas, 2009-10

Scoring Average

1.	23.0	Chris Moreland, 1985-86
2.	22.0	Alana Beard, 2002-03
3.	20.9	Chris Moreland, 1986-87
4.	19.8	Alana Beard, 2001-02
5.	19.7	Alana Beard, 2003-04
6.	19.5	Sue Harnett, 1988-89
7.	18.9	Azurá Stevens, 2015-16
	18.9	Katie Meier, 1989-90
9.	18.4	Chris Moreland, 1987-88
10.	18.3	Lexie Brown, 2016-17

Field Goals Made

1.	294	Alana Beard, 2002-03
2.	275	Alana Beard, 2001-02
3.	258	Michele Van Gorp, 1998-99
4.	254	Chris Moreland, 1985-86
5.	242	Alana Beard, 2003-04
6.	219	Chris Moreland, 1986-87
7.	218	Monique Currie, 2004-05
8.	216	Tyish Hall, 1995-96
9.	215	Elizabeth Williams, 2012-13
10.	212	Iceiss Tillis, 2002-03

Field Goals Attempted

1.	558	Alana Beard, 2002-03
2.	513	Jasmine Thomas, 2010-11
3.	489	Monique Currie, 2004-05
4.	488	Alana Beard, 2003-04
5.	481	Alana Beard, 2001-02
6.	476	Iceiss Tillis, 2002-03
7.	438	Chris Moreland, 1985-86
8.	436	Iceiss Tillis, 2001-02
9.	430	Lexie Brown, 2016-17
10.	425	Monique Currie, 2005-06

Field Goal Percentage

1.	.655	Tyish Hall, 1995-96
2.	.650	Rochelle Parent, 1998-99
3.	.620	Michele Van Gorp, 1998-99
4.	.618	Mistie Bass, 2005-06
5.	.617	Tyish Hall, 1996-97
6.	.611	Mistie Bass, 2003-04
7.	.609	Ali Day, 1993-94
8.	.603	Oderah Chidom, 2013-14
9.	.600	Rochelle Parent, 1997-98
10.	.589	Chris Moreland, 1987-88

Three-Point Field Goals Made

1.	87	Tricia Liston, 2013-14
2.	83	Rebecca Greenwell, 2016-17
3.	80	Tricia Liston, 2012-13
4.	73	Lexie Brown, 2016-17
	73	Rebecca Greenwell, 2015-16
6.	72	Rebecca Greenwell, 2014-15
7.	68	Abby Waner, 2006-07
	68	Jessica Foley, 2004-05
9.	65	Jasmine Thomas, 2010-11
	65	Georgia Schweitzer, 2000-01

Three-Point Field Goal Attempted

1.	208	Rebecca Greenwell, 2016-17
2.	202	Rebecca Greenwell, 2014-15
3.	191	Jessica Foley, 2004-05
4.	188	Abby Waner, 2007-08
	188	Abby Waner, 2006-07
6.	184	Abby Waner, 2008-09
7.	183	Lexie Brown, 2016-17
8.	181	Tricia Liston, 2013-14
9.	177	Jasmine Thomas, 2009-10
10.	175	Rebecca Greenwell, 2015-16

Three-Point Field Goal Percentage

1.	.539	Jenni Kraft, 1988-89
2.	.481	Tricia Liston, 2013-14
3.	.474	Vicki Krapohl, 2001-02
4.	.474	Haley Peters, 2012-13
5.	.473	Naz Medhanie, 1996-97
6.	.465	Tricia Liston, 2012-13
	.465	Krista Gingrich, 2001-02
8.	.460	Tricia Liston, 2011-12
9.	.459	Karima Christmas, 2008-09
10.	.452	Laura Kurz, 2004-05

Free Throws Made

1.	201	Alana Beard, 2002-03
2.	183	Chris Moreland, 1985-86
3.	168	Monique Currie, 2004-05
4.	167	Katie Meier, 1989-90
5.	151	Alana Beard, 2003-04
6.	148	Chris Moreland, 1986-87
7.	138	Monique Currie, 2001-02
8.	132	Chris Moreland, 1987-88
9.	129	Lexie Brown, 2016-17
10.	127	Monique Currie, 2005-06

Free Throws Attempted

1.	267	Chris Moreland, 1985-86
2.	259	Alana Beard, 2002-03
3.	229	Katie Meier, 1989-90
4.	222	Chris Moreland, 1986-87
5.	219	Chris Moreland, 1987-88
6.	215	Monique Currie, 2004-05
7.	194	Alana Beard, 2003-04
8.	179	Monique Currie, 2001-02
9.	167	Elizabeth Williams, 2012-13
10.	163	Sue Harnett, 1990-91
	163	Karima Christmas, 2010-11

Free Throw Percentage

1.	.931	Tricia Liston, 2012-13
2.	.928	Lexie Brown, 2016-17
3.	.900	Jenni Kraft, 1988-89
4.	.885	Nicole Erickson, 1998-99
5.	.877	Rebecca Greenwell, 2016-17
6.	.876	Nicole Erickson, 1997-98
7.	.871	Jo Harlow, 1982-83
8.	.867	Tricia Liston, 2011-12
9.	.865	Iceiss Tillis, 2003-04
10.	.857	Claire Rose, 1982-83

Rebounds

1.	354	Chris Moreland, 1985-86
2.	343	Chris Moreland, 1987-88
3.	300	Krystal Thomas, 2010-11
4.	294	Chris Moreland, 1986-87
5.	288	Elizabeth Williams, 2014-15
6.	278	Chante Black, 2008-09
7.	273	Haley Peters, 2012-13
	273	Iceiss Tillis, 2002-03
9.	271	Iceiss Tillis, 2001-02
	271	Azurá Stevens, 2014-15

Rebounding Average

1.	12.3	Chris Moreland, 1987-88
2.	11.8	Chris Moreland, 1985-86
3.	10.7	Barb Krause, 1978-79
4.	10.5	Chris Moreland, 1986-87
5.	9.7	Barb Krause, 1980-81
6.	9.6	Azurá Stevens, 2015-16
	9.6	Tracey Christopher, 1988-89
8.	9.5	Chris Moreland, 1984-85
9.	9.3	Barb Krause, 1979-80
10.	9.0	Elizabeth Williams, 2014-15

Offensive Rebounds

1.	154	Chris Moreland, 1985-86
2.	143	Chris Moreland, 1987-88
3.	138	Chris Moreland, 1984-85
4.	130	Elizabeth Williams, 2012-13
5.	125	Elizabeth Williams, 2014-15
6.	122	Barb Krause, 1980-81
7.	121	Elizabeth Williams, 2013-14
8.	120	Azurá Stevens, 2014-15
	120	Krystal Thomas, 2010-11
	120	Jennifer Chesnut, 1981-82

Defensive Rebounds

1.	213	Alison Bales, 2006-07
2.	205	Iceiss Tillis, 2001-02
3.	200	Barb Krause, 1979-80
	200	Barb Krause, 1978-79
	200	Chris Moreland, 1987-88
	200	Jennifer Chesnut, 1983-84
	200	Chris Moreland, 1985-86
8.	194	Chris Moreland, 1986-87
9.	185	Iceiss Tillis, 2002-03
10.	184	Haley Peters, 2012-13

Assists

1.	201	Chelsea Gray, 2011-12
2.	170	Kira Orr, 1995-96
3.	168	Lindsey Harding, 2003-04
4.	156	Lindsey Harding, 2005-06
5.	154	Alana Beard, 2001-02
	154	Wanisha Smith, 2004-05
7.	153	Hilary Howard, 1998-99
8.	149	Hilary Howard, 1996-97
9.	148	Alexis Jones, 2013-14
10.	146	Jasmine Thomas, 2009-10

Steals

1.	114	Alana Beard, 2001-02
2.	106	Alana Beard, 2000-01
3.	104	Alana Beard, 2002-03
4.	100	Jasmine Thomas, 2009-10
5.	96	Lexie Brown, 2016-17
6.	93	Chelsea Gray, 2011-12
7.	89	Chelsea Gray, 2012-13
8.	85	Jasmine Thomas, 2010-11
	85	Abby Waner, 2006-07
10.	83	Abby Waner, 2008-09
	83	Keturah Jackson, 2009-10

Blocked Shots

1.	151	Alison Bales, 2006-07*
2.	134	Alison Bales, 2004-05
3.	120	Alison Bales, 2005-06
4.	116	Elizabeth Williams, 2011-12
5.	108	Elizabeth Williams, 2013-14
6.	107	Elizabeth Williams, 2012-13
7.	95	Elizabeth Williams, 2014-15
8.	81	Chante Black, 2007-08
9.	69	Chante Black, 2008-09
10.	68	Sarah Sullivan, 1982-83

Double Doubles

1.	24	Chris Moreland, 1985-86
2.	23	Chris Moreland, 1987-88
3.	16	Chris Moreland, 1986-87
4.	14	Azurá Stevens, 2015-16
5.	13	Barb Krause, 1979-80
6.	12	Katie Meier, 1989-90
7.	11	Iciss Tillis, 2002-03
	11	Sue Harnett, 1990-91
9.	10	Elizabeth Williams, 2014-15
	10	Azurá Stevens, 2014-15
	10	Haley Peters, 2012-13
	10	Chante Black, 2008-09
	10	Carey Kauffman, 1994-95
	10	Tracey Christopher, 1988-89

Games with 20 or More Points

1.	23	Alana Beard, 2002-03
	23	Chris Moreland, 1985-86
3.	19	Alana Beard, 2003-04
	19	Chris Moreland, 1986-87
5.	18	Alana Beard, 2001-02
6.	16	Lexie Brown, 2016-17
	16	Tricia Liston, 2013-14
8.	14	Katie Meier, 1989-90
	14	Sue Harnett, 1988-89
10.	13	Monique Currie, 2004-05
	13	Michele Van Gorp, 1998-99

Double-Figure Assists

1.	4	Chelsea Gray, 2011-12
2.	3	Chelsea Gray, 2012-13
3.	2	Chelsea Gray, 2013-14
	2	Alexis Jones, 2013-14
	2	Hilary Howard, 1998-99
	2	Hilary Howard, 1996-97
	2	Leigh Morgan, 1988-89
	2	Katie Meier, 1986-87
	2	Patti Thomasson, 1979-80
10.	1	21 tied - most recent Kyra Lambert, 2016-17

Double-Figure Rebound Games

1.	23	Chris Moreland, 1987-88
2.	22	Chris Moreland, 1985-86
3.	16	Chris Moreland, 1986-87
4.	14	Azurá Stevens, 2015-16
	14	Traci Christopher, 1988-89
6.	13	Haley Peters, 2012-13
	13	Barb Krause, 1979-80
8.	12	Elizabeth Williams, 2014-15
	12	Azurá Stevens, 2014-15
10.	11	Iciss Tillis, 2002-03
	11	Chante Black, 2004-05
	11	Krystal Thomas, 2010-11

Assist/Turnover Ratio

1.	2.67 (A-80/T-30)	Vicki Krapohl (2003-04)
2.	2.22 (122/55)	Chelsea Gray (2013-14)
3.	2.21 (168/76)	Lindsey Harding (2003-04)
4.	2.18 (140/64)	Hilary Howard (1997-98)
5.	2.14 (94/44)	Vicki Krapohl (2001-02)
6.	2.12 (91/43)	Hilary Howard (1995-96)
7.	2.10 (124/59)	Lindsey Harding (2002-03)
8.	2.06 (136/66)	Chelsea Gray (2012-13)
9.	2.00 (116/58)	Kyra Lambert (2016-17)
10.	1.94 (122/73)	Jessica Foley (2004-05)

Minutes

1.	1172	Jasmine Thomas, 2010-11
2.	1171	Rebecca Greenwell, 2014-15
3.	1168	Jasmine Thomas, 2009-10
4.	1164	Alana Beard, 2001-02
5.	1163	Wanisha Smith, 2004-05
6.	1161	Alana Beard, 2002-03
7.	1153	Lexie Brown, 2016-17
8.	1151	Kira Orr, 1995-96
9.	1143	Rebecca Greenwell, 2016-17
10.	1127	Monique Currie, 2004-05

Minutes Per Game

1.	36.0	Katie Meier, 1989-90
2.	35.5	Leigh Morgan, 1989-90
3.	34.9	Kira Orr, 1995-96
4.	34.6	Jo Harlow, 1983-84
5.	34.4	Rebecca Greenwell, 2014-15
6.	34.3	Hilary Howard, 1996-97
7.	33.9	Lexie Brown, 2016-17
	33.9	Kira Orr, 1996-97
9.	33.7	Rebecca Greenwell, 2015-16
	33.7	Katie Meier, 1986-87
	33.7	Chris Moreland, 1896-87

Charges Taken

1.	51	Rochelle Parent, 2000-01
2.	20	Rochelle Parent, 1999-00
3.	19	Alana Beard, 2003-04
4.	18	Chelsea Gray, 2013-14
	18	Chelsea Gray, 2012-13
	18	Alana Beard, 2002-03
7.	16	Mistie Bass, 2002-03

Consecutive Games with 20+ Points

1.	8	Alana Beard, 2002-03
	8	Alana Beard, 2001-02
3.	6	Tricia Liston, 2013-14
	6	Alana Beard, 2003-04
5.	5	Alana Beard, 2002-03
6.	4	Lexie Brown, 2016-17
	4	Sheana Mosch, 2000-01
	4	Payton Black, 1996-97

Games with 30+ Points

1.	3	Chris Moreland, 1985-86
2.	2	Rebecca Greenwell, 2016-17
	2	Azurá Stevens, 2015-16
	2	Monique Currie, 2004-05
	2	Alana Beard, 2001-02, 2003-04
	2	Tyish Hall, 1995-96
	2	Alison Day, 1994-95
	2	Kira Orr, 1994-95
	2	Sue Harnett, 1988-89
	2	Chris Moreland, 1984-85

Highest Career Winning Percentage

	Perc.	GP	W	L	Player
1.	.914	140	128	12	Lindsey Harding (2003-07)
2.	.907	129	117	12	Alison Bales (2003-07)
3.	.906	127	115	12	Vicki Krapohl (2000-04)
4.	.905	137	124	13	Iciss Tillis (2000-04)
5.	.901	111	100	11	Wynter Whitley (2001-05)
6.	.897	136	122	14	Alana Beard (2000-04)
7.	.894	142	127	15	Mistie Bass (2002-06)
8.	.890	109	97	12	Chelsea Gray (2011-14)
9.	.889	136	121	15	Michele Matyasovsky (1999-2003)
10.	.888	135	120	15	Jessica Foley (2002-06)
11.	.886	140	124	16	Sheana Mosch (1999-2003)
12.	.882	136	120	20	Haley Peters (2010-14)
13.	.879	140	123	17	Monique Currie (2001-02, 2003-06)
14.	.864	140	121	19	Allison Vernerey (2009-2013)
15.	.861	122	105	17	Shay Selby (2008-12)
16.	.859	135	116	19	Wanisha Smith (2004-08)
17.	.858	120	103	17	Kathleen Scheer (2008-2012)
18.	.853	136	116	20	Tricia Liston (2011-14)
	.853	136	116	20	Haley Peters (2011-14)
20.	.852	128	109	19	Carrem Gay (2005-09)
	.852	115	98	17	Richa Jackson (2011-14)
22.	.833	120	100	20	Krista Gringrich (1998-2002)
23.	.832	131	109	22	Bridgette Mitchell (2006-10)
	.832	131	109	22	Abby Waner (2005-09)
25.	.826	121	100	21	Rochelle Parent (1997-2001)
26.	.825	126	104	22	Keturah Jackson (2006-10)
27.	.824	137	113	24	Joy Cheek (2006-10)
28.	.823	136	112	24	Chante Black (2004-06, 2007-09)
29.	.821	134	110	24	Karmia Christmas (2007-11)
30.	.816	136	111	25	Elizabeth Williams (2012-15)
	.816	136	111	25	Georgia Schweitzer (1997-2001)
32.	.815	135	110	25	Krystal Thomas (2007-11)
33.	.810	137	111	26	Jasmine Thomas (2007-11)
34.	.782	110	86	24	Kendall Cooper (2014-17)
	.778	108	110	24	Nazrawit Medhanie (1995-99)
36.	.761	117	111	28	Peppi Browne (1996-2000)
37.	.754	122	92	30	Oderah Chidom (2014-17)
	.754	126	95	31	Lauren Rice (1996-2000)
39.	.748	127	95	32	Payton Black (1995-99)
40.	.744	121	90	31	Hilary Howard (1995-99)
41.	.697	109	76	33	Tyish Hall (1993-97)
42.	.681	119	81	38	Kira Orr (1993-97)
43.	.661	109	72	37	Paula Anderson (1984-88)
44.	.658	111	73	38	Chris Moreland (1984-88)
45.	.655	113	74	39	Sarah Sullivan (1982-87)
46.	.654	101	66	35	Connie Goins (1982-86)
47.	.644	118	76	42	Jennifer Scanlon (1992-96)
48.	.643	115	74	41	Ali Day (1992-96)
49.	.642	109	70	39	Katie Meier (1985-88, 1989-90)
50.	.634	101	64	37	Carolyn Sonzagni (1983-87)
51.	.604	106	64	42	Tracy Christopher (1985-89)
52.	.597	114	68	46	Ellen Langhi (1985-89)
53.	.581	117	68	49	Sue Harnett (1986-91)
54.	.566	106	60	46	Candy Mikels (1981-85)
55.	.559	111	62	49	Carey Kauffman (1991-95)
56.	.557	106	59	47	Leigh Morgan (1986-90)
57.	.554	112	62	50	Monika Kost (1987-88, 1989-92)
58.	.548	104	57	47	Maura Hertzog (1981-85)
59.	.540	100	54	46	Zeki Blanding (1991-95)
60.	.520	100	52	48	Missy Anderson (1990-94)
61.	.510	104	53	51	Stacy Hurd (1980-84)
	.510	104	53	51	Jo Harlow (1980-84)
63.	.505	105	53	52	Claire Rose (1979-83)
64.	.500	100	50	50	Jennifer Chestnut (1980-84)
	.500	102	51	51	Margo Walsh (1979-83)
66.	.495	101	50	51	Nicole Johnson (1990-94)
67.	.490	100	49	51	Traci Williams (1987-91)

Points

1.	2687	Alana Beard, 2001-04
2.	2232	Chris Moreland, 1985-88
3.	2122	Monique Currie, 2002-06
4.	1955	Elizabeth Williams, 2012-15
5.	1785	Sue Harnett, 1987-91
6.	1761	Katie Meier, 1986-90
7.	1712	ICISS Tillis, 2001-04
8.	1704	Jasmine Thomas, 2008-11
9.	1664	Tricia Liston, 2011-14
10.	1620	Georgia Schweitzer, 1998-01
11.	1485	Rebecca Greenwell, 2015-present
12.	1438	Chante Black, 2005-09
13.	1409	Mistie Bass, 2003-06
14.	1408	Abby Waner, 2006-09
15.	1388	Kira Orr, 1994-97
16.	1377	Jennifer Scanlon, 1993-96
17.	1367	Haley Peters, 2011-14
18.	1312	Payton Black, 1996-99
19.	1298	Lindsey Harding, 2003-07
20.	1286	Tyish Hall, 1994-97
21.	1283	Sheana Mosch, 2000-03
22.	1256	Wanisha Smith, 2005-08
23.	1241	Stacy Hurd, 1981-84
24.	1235	Ali Day, 1993-96
25.	1228	Carey Kauffman, 1992-95
26.	1210	Chelsea Gray, 2011-14
27.	1148	Joy Cheek, 2006-09
28.	1140	Connie Goins, 1983-86
29.	1132	Peppi Browne, 1997-00
30.	1075	Alison Bales, 2004-07
31.	1052	Karima Christmas, 2007-11
32.	1023	Jennifer Chestnut, 1981-84

Scoring Average (2-year minimum)

1.	20.1	Chris Moreland, 1985-88
2.	19.8	Alana Beard, 2001-04
3.	16.2	Azurá Stevens, 2015-16
	16.2	Katie Meier, 1986-90
5.	15.3	Sue Harnett, 1987-91
6.	15.2	Rebecca Greenwell, 2015-present
	15.2	Monique Currie, 2002-06
8.	14.4	Elizabeth Williams, 2012-15
9.	13.9	Michele Van Gorp, 1998-99
10.	13.5	Barb Krause, 1979-81

Field Goals Made

1.	1005	Alana Beard, 2001-04
2.	828	Chris Moreland, 1985-88
3.	791	Elizabeth Williams, 2012-15
4.	749	Monique Currie, 2002-06
5.	727	Sue Harnett, 1987-91
6.	673	ICISS Tillis, 2001-04
7.	653	Katie Meier, 1986-90
8.	629	Jasmine Thomas, 2008-11
9.	579	Georgia Schweitzer, 1998-01
10.	579	Haley Peters, 2011-14

Field Goals Attempted

1.	1906	Alana Beard, 2001-04
2.	1674	Jasmine Thomas, 2008-11
3.	1592	Monique Currie, 2002-06
4.	1575	Elizabeth Williams, 2012-15
5.	1537	ICISS Tillis, 2001-04
6.	1448	Chris Moreland, 1985-88
7.	1385	Sue Harnett, 1987-91
8.	1374	Katie Meier, 1986-90
9.	1283	Abby Waner, 2006-09
10.	1248	Georgia Schweitzer, 1998-01

Field Goal Percentage**(2-year minimum)**

1.	.630	Tyish Hall, 1994-97
2.	.599	Michele Van Gorp, 1998-99
3.	.580	Rochelle Parent, 1997-01
4.	.572	Chris Moreland, 1985-88
5.	.567	Mistie Bass, 2003-06
6.	.554	Oderah Chidom, 2014-17
7.	.545	Payton Black, 1996-99
8.	.543	Carrem Gay, 2006-09
9.	.537	Ali Day, 1993-96
	.537	Barb Krause, 1979-81

Three-Point Field Goals Made

1.	252	Tricia Liston, 2011-14
2.	228	Rebecca Greenwell, 2015-present
3.	222	Abby Waner, 2006-09
4.	202	Georgia Schweitzer, 1998-01
5.	180	Jasmine Thomas, 2008-11
6.	175	Jessica Foley, 2003-06
7.	171	Vicki Krapohl, 2001-04
8.	159	Jennifer Scanlon, 1993-96
9.	133	Kira Orr, 1994-97
10.	132	Hilary Howard, 1996-99

Three-Point Field Goals Attempted

1.	691	Abby Waner, 2006-09
2.	585	Rebecca Greenwell, 2015-present
3.	549	Tricia Liston, 2011-14
4.	538	Jasmine Thomas, 2008-11
5.	504	Georgia Schweitzer, 1998-01
6.	490	Jessica Foley, 2003-06
7.	420	Jennifer Scanlon, 1993-96
8.	416	Kira Orr, 1994-97
9.	403	Vicki Krapohl, 2001-04
10.	367	ICISS Tillis, 2001-04

Three-Point Field Goal Percentage**(2-year minimum/100 attempts)**

1.	.459	Tricia Liston, 2011-14
2.	.448	Laura Kurz, 2005-06
3.	.429	Ali Day, 1993-96
4.	.424	Vicki Krapohl, 2001-04
5.	.401	Georgia Schweitzer, 1998-01
6.	.395	Kristina Meiman, 1991-94
	.395	Nicole Erickson, 1998-99
8.	.394	Haley Peters, 2011-14
9.	.393	Leigh Morgan, 1987-90
10.	.390	Rebecca Greenwell, 2015-present

Free Throws Made

1.	582	Alana Beard, 2001-04*
2.	576	Chris Moreland, 1985-88
3.	538	Monique Currie, 2002-06
4.	447	Katie Meier, 1986-90
5.	372	Elizabeth Williams, 2012-15
6.	346	Sheana Mosch, 2000-03
7.	331	Sue Harnett, 1987-91
8.	308	Chante Black, 2005-09
9.	300	Monika Kost, 1988-91
10.	295	Mistie Bass, 2003-06
	295	Lindsey Harding, 2003-07

Free Throws Attempted

1.	868	Chris Moreland, 1985-88
2.	752	Alana Beard, 2001-04
3.	688	Monique Currie, 2002-06
4.	624	Katie Meier, 1986-90
5.	601	Elizabeth Williams, 2012-15
6.	484	Sue Harnett, 1987-91
7.	474	Monika Kost, 1988-91
8.	459	Mistie Bass, 2003-06
9.	451	Chante Black, 2005-09

10.	443	Payton Black, 1996-99
-----	-----	-----------------------

Free Throw Percentage**(2-year minimum/100 attempts)**

1.	.880	Nicole Erickson, 1998-99
2.	.856	Tricia Liston, 2011-14
3.	.821	Jessica Foley, 2003-06
4.	.819	Rebecca Greenwell, 2015-present
5.	.814	Chelsea Gray, 2011-14
6.	.798	Ali Day, 1993-96
7.	.794	Kristina Meiman, 1992-96
	.794	Sheana Mosch, 2000-03
9.	.792	Alexis Jones, 2013-14
10.	.782	Monique Currie, 2002-06

Rebounds

1.	1229	Chris Moreland, 1985-88
2.	1078	Elizabeth Williams, 2012-15
3.	995	Chante Black, 2005-09
4.	946	ICISS Tillis, 2001-04
5.	899	Sue Harnett, 1987-91
6.	874	Monique Currie, 2002-06
7.	826	Haley Peters, 2011-14
8.	804	Alison Bales, 2004-07
9.	800	Mistie Bass, 2003-06
10.	789	Alana Beard, 2001-04

Rebounding Average**(2-year minimum)**

1.	11.1	Chris Moreland, 1985-88
2.	9.9	Barb Krause, 1979-81
3.	8.8	Azurá Stevens, 2015-16
	7.9	Elizabeth Williams, 2012-15
5.	7.7	Sue Harnett, 1987-91
6.	7.4	Jennifer Chestnut, 1981-84
7.	7.3	Chante Black, 2005-09
8.	6.9	ICISS Tillis, 2001-04
9.	6.6	Lisa Warren, 1977-80
10.	6.5	Carey Kauffman, 1991-94

Offensive Rebounds

1.	535	Chris Moreland, 1985-88
2.	494	Elizabeth Williams, 2012-15
3.	386	Chante Black, 2005-09
4.	385	Sue Harnett, 1987-91
5.	352	Mistie Bass, 2003-06
6.	315	Karima Christmas, 2008-11
7.	308	Monique Currie, 2002-06
8.	300	Krystal Thomas, 2007-11
9.	298	Carey Kauffman, 1992-95
10.	286	Tyish Hall, 1994-97

Defensive Rebounds

1.	694	Chris Moreland, 1985-88
2.	673	ICISS Tillis, 2001-04
3.	609	Chante Black, 2005-09
4.	598	Alison Bales, 2004-07
5.	584	Elizabeth Williams, 2012-15
6.	566	Monique Currie, 2002-06
7.	556	Haley Peters, 2011-14
8.	527	Alana Beard, 2001-04
9.	522	Barb Krause, 1979-81
10.	514	Sue Harnett, 1987-91

Assists

1. 579 Lindsey Harding, 2003-07
2. 545 Chelsea Gray, 2011-14
3. 533 Hilary Howard, 1996-99
4. 509 Alana Beard, 2001-04
5. 496 Wanisha Smith, 2005-08
6. 449 Jasmine Thomas, 2008-11
7. 445 Kira Orr, 1994-97
8. 432 Abby Waner, 2006-09
9. 428 Georgia Schweitzer, 1998-01
10. 413 Monique Currie, 2002-06

Steals

1. 404 Alana Beard, 2001-04
2. 313 Abby Waner, 2006-09
3. 298 Chelsea Gray, 2011-14
4. 287 Jasmine Thomas, 2008-11
5. 270 Iciss Tillis, 2001-04
6. 261 Lindsey Harding, 2003-07
7. 232 Katie Meier, 1986-90
8. 228 Monique Currie, 2002-06
9. 223 Maura Hertzog, 1982-85
10. 217 Peppi Browne, 1996-00

Blocked Shots

1. 434 Alison Bales, 2004-07*
2. 426 Elizabeth Williams, 2012-15
3. 261 Chante Black, 2005-09
4. 212 Sarah Sullivan, 1983-87
5. 196 Krystal Thomas, 2008-11
6. 153 Oderah Chidom, 2014-17
7. 152 Azurá Stevens, 2015-16
8. 151 Iciss Tillis, 2001-04
9. 149 Alana Beard, 2001-04
10. 131 Mistie Bass, 2003-06

Double Figure Scoring Games

1. 127 Alana Beard, 2001-04
2. 118 Monique Currie, 2002-06
3. 110 Elizabeth Williams, 2012-15
4. 106 Chris Moreland, 1985-88
5. 102 Sue Harnett, 1987-91
6. 92 Katie Meier, 1986-90
7. 88 Iciss Tillis, 2001-04
8. 81 Chante Black, 2005-09
9. 80 **Rebecca Greenwell, 2015-present**
- 80 Georgia Schweitzer, 1998-01

Consecutive Double Figure Scoring Games

1. 67 Chris Moreland, 1985-86, 1987-88
2. 40 Alana Beard, 2001-02, 2002-03
3. 39 Azurá Stevens, 2014-15, 2015-16
4. 30 Monique Currie, 2003-04, 2004-05
- 30 Sue Harnett, 1987-88, 1988-89
6. 27 Chante Black, 2008-09
7. 23 Elizabeth Williams, 2012-13
8. 22 Katie Meier, 1986-87

Games with 20 or More Points

1. 69 Alana Beard, 2001-04
2. 61 Chris Moreland, 1985-88
3. 32 Katie Meier, 1986-90
4. 29 Monique Currie, 2002-06
- 29 Sue Harnett, 1987-91
- 29 Tricia Liston, 2010-14
7. **25 Rebecca Greenwell, 2015-present**
8. 20 Elizabeth Williams, 2012-15
9. 18 Iciss Tillis, 2001-04
10. 17 Jasmine Thomas, 2008-11

Games with 30 or More Points

1. 6 Alana Beard, 2001-04
2. 5 Chris Moreland, 1985-88
3. 3 Monique Currie, 2002-06
- 3 Sue Harnett, 1987-91
- 3 **Rebecca Greenwell, 2015-present**
6. 2 Azurá Stevens, 2014-16
- 2 Tyish Hall, 1993-97
- 2 Kira Orr, 1994-97
- 2 Allison Day, 1992-96

Overall Wins

1. 128 Lindsey Harding, 2003-07
2. 127 Mistie Bass, 2003-06
3. 124 Iciss Tillis, 2001-04
- 124 Sheana Mosch, 2000-03
5. 123 Alana Beard, 2001-04
- 123 Monique Currie, 2002-06
7. 122 Alison Bales, 2004-07
8. 121 Michele Matyasovsky, 2000-03
- 121 Allison Vernerey, 2010-13
10. 120 Jessica Foley, 2003-06

ACC Wins (Regular Season)

1. 59 Iciss Tillis, 2001-04
2. 57 Sheana Mosch, 2000-2003
- 57 Lindsey Harding, 2003-07
4. 56 Alana Beard, 2001-04
5. 55 Elizabeth Williams, 2012-15
- 55 Monique Currie, 2002-06
- 55 Mistie Bass, 2003-06
- 55 Michele Matyasovsky, 2000-03
- 55 Vicki Krapohl, 2001-04
10. 53 Alison Bales, 2004-07

Charges Taken[^]

1. 71 Rochelle Parent, 1998-01
 2. 53 Chelsea Gray, 2011-14
 3. 50 Alana Beard, 2001-04
 4. 48 Mistie Bass, 2003-06
 5. 31 Wynter Whitley, 2002-05
 - 31 Lindsey Harding, 2003-07
 - 31 Carrem Gay, 2006-09
 8. 27 Elizabeth Williams, 2012-15
 9. 26 Shay Selby, 2009-12
 10. 20 Ka'lia Johnson, 2012-15
- [^] Charges were not kept prior to 1999-00.

Double Doubles

1. 72 Chris Moreland, 1984-88
2. 31 Sue Harnett, 1986-91
3. 29 Elizabeth Williams, 2012-15
4. 28 Barb Krause, 1978-81
5. 27 Chante Black, 2004-09
6. 26 Iciss Tillis, 2000-04
7. 22 Azurá Stevens, 2015-16
- 22 Monique Currie, 2001-06
- 22 Alana Beard, 2000-04
10. 20 Carey Kauffman, 1992-95
- 20 Katie Meier, 1985-90

Assist/Turnover Ratio

1. 2.13 (290/141) Vicki Krapohl, 2000-04
2. 1.96 (579/296) Lindsey Harding, 2003-07
3. 1.84 (533/289) Hilary Howard, 1995-99
4. 1.83 (545/298) Chelsea Gray, 2010-14
5. 1.63 (195/120) Kyra Lambert, 2016-present
6. 1.61 (310/193) Jessica Foley, 2002-06
7. 1.51 (509/337) Alana Beard, 2000-04
8. 1.46 (212/145) Nicole Erickson, 1997-99
9. 1.38 (428/310) Georgia Schweitzer, 1997-01
10. 1.32 (496/375) Wanisha Smith, 2004-08

Consecutive Games with a Blocked Shot

1. 91 Elizabeth Williams, 2011-14
2. 46 Alison Bales, 2004-06
3. 45 Alison Bales, 2006-07
4. 16 Azurá Stevens, 2015-16
5. 15 Elizabeth Williams, 2014-15
6. 13 Sarah Sullivan, 1985-86
7. 10 Elizabeth Williams, 2014-15
- 10 Kathleen Scheer, 2010
- 10 Chante Black, 2004-05
- 10 Chante Black, 2005-06
11. 9 Oderah Chidom, 2016-17
- 9 Elizabeth Williams, 2014-15
- 9 Sarah Sullivan, 1986-87

Consecutive Games with a 3-Pointer

1. 25 Georgia Schweitzer, 2000-01
2. 18 Tricia Liston, 2011-12
- 18 Vicki Krapohl, 2002-03
4. 16 Rebecca Greenwell, 2016-17
- 16 Lexie Brown, 2016-17
- 16 Rebecca Greenwell, 2014-15 through 2015-16
- 16 Jennifer Scanlon, 1994-95
8. 14 Jennifer Scanlon, 1995-96
- 14 Emily Waner, 2006-07
10. 13 Rebecca Greenwell, 2014-15
- 13 Alexis Jones, 2014
- 13 Hilary Howard, 1998-99

Players Who Never Missed a Game in a Duke Uniform

- Lisa Warren69 games (1977-78 – 1979-80)
- Liz Bulger.....42 games (1977-78 – 1978-79)
- Barb Krause.....74 games (1978-79 – 1980-81)
- Patti Thomasson.....52 games (1979-80 – 1980-81)
- Jennifer Scanlon.....118 games (1992-93 – 1995-96)
- Michele Van Gorp.....68 games (1997-98 – 1998-99)
- Georgia Schweitzer ..136 games (1997-98 – 2000-01)
- Sheana Mosch.....140 games (1999-00 – 2002-03)
- Monique Currie.....140 games (2001-02 – 2005-06)
- * Redshirted 2002-03 season
- Mistie Bass142 games (2002-03 – 2005-06)
- Lindsey Harding.....140 games (2002-03 – 2006-07)
- * Redshirted 2004-05 season

Fastest Players to 1,000 Points

1. 50 Chris Moreland
2. 56 Alana Beard
3. 62 Katie Meier
4. 67 Rebecca Greenwell
5. 69 Elizabeth Williams
6. 73 Sue Harnett
7. 74 Monique Currie
8. 76 Stacy Hurd
9. 84 Iciss Tillis
10. 86 Jenn Scanlon
11. 89 Abby Waner
12. 92 Connie Goins
- 92 Jasmine Thomas
14. 94 Carey Kauffman
15. 95 Ali Day
- 95 Georgia Schweitzer

Single Game Records**Points**

1. 33 Alana Beard at Maryland, 1-14-01
2. 31 Chris Moreland at UNC Wilmington, 2-23-85
Stacy Hurd vs. Wake Forest, 12-8-80
4. 30 Monique Currie vs. UNC, 3-4-02
30 Chris Moreland vs. N.C. Central, 11-20-84
6. 29 Chris Moreland at Clemson, 3-1-85
29 Alana Beard vs. Georgia Tech, 1-11-01
8. 28 Jenni Kraft vs. Cleveland St., 12-2-88
9. 27 Tyish Hall vs. Clemson, 1-23-94
27 Alana Beard vs. SW Miss. St., 1-11-01
27 Alana Beard vs. Iowa State, 12-30-01
12. 26 Zeki Blanding vs. UNC Asheville, 12-11-91
13. 25 Sheana Mosch vs. W.Kentucky, 3-20-00
25 Jennifer Scanlon vs. Florida State, 1-3-93
25 Katie Meier at Georgia Tech, 1-11-86
25 Jenni Kraft at Wake Forest, 2-27-89
25 Sue Harnett vs. Georgia Tech, 2-6-87
25 Tara McCarthy vs. North Carolina, 2-24-78
25 Tara McCarthy vs. Davidson, 2-20-78
20. 24 Azurá Stevens at Wake Forest, 2-5-15
24 Azurá Stevens at Boston College, 1-22-15
24 Payton Black vs. San Francisco, 3-18-96
24 Alexis Jones vs. North Carolina, 3-10-13
24. 23 Leaonna Odom vs. Hampton, 3-18-17
23 Rebecca Greenwell at Texas A&M, 11-30-14
23 Nazrawit Medhanie vs. Champ. AAU, 11-11-95
23 Alana Beard at Florida State, 1-8-01
23 Alana Beard vs. Maryland, 2-15-01
23 Monique Currie vs. North Carolina, 1-24-02
23 Abby Waner vs. Colorado State, 12-22-05
31. 22 Azurá Stevens vs. Mississippi State, 3-22-15
22 Rebecca Greenwell at Virginia, 2-12-15
22 Rebecca Greenwell vs. Marquette, 11-23-14
22 Payton Black at Clemson, 2-19-96
22 Krista Gingrich vs. Florida State, 12-2-98
22 Alana Beard vs. UW-Milwaukee, 3-17-01
22 Monique Currie vs. South Carolina, 11-25-01
22 Monique Currie vs. Liberty, 12-20-01
22 Wanisha Smith vs. Jacksonville St., 12-14-04
22 Elizabeth Williams vs. USC Upstate, 12-11-11
22 Alexis Jones vs. North Carolina, 3-3-13
22 Sheana Mosch vs. Russian Juniors, 11-6-99
43. 21 Azurá Stevens vs. North Carolina, 3-1-15
21 Rebecca Greenwell vs. Virginia Tech, 1-5-15
21 Peppi Browne at Wake Forest, 2-6-97
21 Alana Beard at Penn State, 11-20-00
21 Monique Currie at Florida State, 1-27-02
21 Wanisha Smith vs. Liberty, 12-12-04
49. 20 Rebecca Greenwell vs. Albany, 3-20-15
20 Azurá Stevens vs. Miami, 1-18-15
20 Rebecca Greenwell vs. Syracuse, 1-8-15
20 Rebecca Greenwell vs. N.C. A&T, 1-2-15
20 Missy West vs. UNC-Asheville, 11-23-96
20 Georgia Schweitzer at North Carolina, 1-12-98
20 Alana Beard vs. LSU, 11-11-00
20 Alana Beard at Georgia Mason, 12-3-00
20 Monique Currie vs. Wake Forest, 1-6-02
20 Monique Currie vs. TCU, 3-17-02
20 Wanisha Smith vs. South Florida, 11-14-04
20 Laura Kurz vs. Pacific, 12-4-04
20 Joy Cheek vs. Boston College, 2-15-07
20 Bridgette Mitchell vs. Boston College, 2-15-07
20 Krystal Thomas vs. UNC-Greensboro, 11-18-07
20 Allison Vernerey vs. NC State, 2-11-10
20 Chelsea Gray at North Carolina, 2-7-11
20 Elizabeth Williams at Virginia Tech, 1-15-12
20 Elizabeth Williams at Georgia Tech, 1-18-12
20 Rebecca Greenwell vs. NC A&T, 1-2-15
20 Rebecca Greenwell vs. Syracuse, 1-8-15
20 Rebecca Greenwell vs. Miami, 1-18-15

Rebounds

1. 17 Elizabeth Williams vs. Purdue, 12-1-11
2. 16 Elizabeth Williams at Wake Forest, 1-6-12
16 Chante Black vs. Clemson, 2-17-05
4. 15 Chris Moreland at N.C. State, 1-22-85
15 Chris Moreland vs. Wake Forest, 1-19-85
6. 14 8 Tied, most recent
Azurá Stevens at Virginia, 2-12-15

Offensive Rebounds

1. 11 Bridgette Mitchell vs. Northeastern, 11-11-06
2. 9 Leaonna Odom at Pepperdine, 11-27-16
8 Joy Cheek vs. North Carolina, 2-25-07
8 Azurá Stevens at Notre Dame, 2-16-15
5. 7 Chante Black vs. Davidson, 11-12-04
7 Chante Black at Maryland, 2-13-05
7 Bridgette Mitchell vs. Boston College, 2-15-07
7 Tyish Hall at Clemson, 1-23-94
7 Rebecca Greenwell at North Carolina, 1-25-05
10. 6 Leaonna Odom vs. Wake Forest, 1-29-17
6 Chante Black vs. Boston College, 3-22-05
6 Bridgette Mitchell vs. Houston, 11-19-06
6 Payton Black vs. James Madison, 3-16-96
6 Azurá Stevens vs. Marquette, 11-23-14
6 Azurá Stevens at Texas A&M, 11-30-14
6 Azurá Stevens at NC State, 2-22-15
6 Azurá Stevens vs. North Carolina, 3-1-15

Defensive Rebounds

1. 12 Chante Black vs. Clemson, 2-17-05
2. 11 Haley Peters vs. Southern California, 11-15-10
11 Monique Currie vs. Norfolk State, 3-15-02
11 Iciss Tillis at Florida State, 1-8-01
5. 10 Chante Black vs. South Florida, 11-14-04
10 Azurá Stevens vs. Pittsburgh, 1-29-15
7. 9 Thirteen Tied, most recent
Azurá Stevens at Virginia, 2-12-15

Assists

1. 11 Patti Thomasson vs. App. State, 2-2-80
2. 10 Alexis Jones vs. Miami, 1-31-13
10 Abby Waner at San Diego, 12-30-05
10 Wanisha Smith vs. Miami, 2-24-05
10 Krista Gingrich vs. Temple, 12-12-98
10 Patti Thomasson vs. UConn, 1-11-80
7. 9 Alexis Jones at Maryland, 2-24-13
9 Sheana Mosch vs. Elon, 12-2-99
9. Ten players tied, most recent
8 Angela Salvadores vs. Liberty, 12-17-16

Blocks

1. 12 Elizabeth Williams at Wake Forest, 1-6-12
2. 11 Sarah Sullivan vs. Richmond, 1-22-83
3. 8 Elizabeth Williams at Boston Col., 2-9-12
8 Krystal Thomas at Charlotte, 11-27-10
5. 7 Elizabeth Williams vs. N.C. State, 3-2-12
7 Elizabeth Williams vs. Notre Dame, 11-26-11
7. 6 Elizabeth Williams vs. UNC, 2-6-12
6 Krystal Thomas vs. USF, 11-15-07
9. 5 Eleven Tied, most recent
Kendall Cooper, 12-22-13

Steals

1. 9 Katie Meier vs. Radford, 1-4-86
9 Kim Matthews vs. Davidson, 2-12-79
3. 8 Kim Matthews vs. Guilford, 12-4-78
4. 7 Rebecca Greenwell at Alabama, 11-16-14
7 Katie Meier vs. N.C. State, 1-21-86
7 Alana Beard vs. UWM, 3-17-01
7 Alana Beard vs. Maryland, 2-15-01
7 Tara McCarthy vs. Appalachian State, 1-28-78
9. 6 10 Tied, most recent
6 Alexis Jones vs. Virginia Tech, 1-16-13

Field Goals Made

1. 13 Zeki Blanding vs. UNC-Asheville, 12-11-91
2. 12 Alana Beard vs. Iowa State, 12-30-00
12 Alana Beard vs. Georgia Tech, 1-11-01
12 Alana Beard at Maryland, 1-14-01
5. 11 Katie Meier at Georgia Tech, 1-11-86
11 Alana Beard vs. Maryland, 2-15-01
11 Katie Meier at Clemson, 1-13-86
11 Azurá Stevens at Wake Forest, 2-5-15
9. 10 Alana Beard vs. SW Missouri St, 3-24-01
10 Brittany Hunter at NC State, 3-1-04
10 Bridgette Mitchell vs. Boston College, 2-15-07
10 Elizabeth Williams vs. USC Upstate, 12-11-11

Field Goal Attempts

1. 23 Dana McDonald vs. NC State, 1-10-90
2. 21 Azura Stevens at Wake Forest, 2-5-15
3. 20 Zeki Blanding vs. UNC-Asheville, 12-11-91
20 Alana Beard vs. Iowa State, 12-30-00
5. 19 Sheana Mosch vs. Russian Juniors, 11-6-99
19 Jennifer Scanlon vs. Florida State, 1-3-93
19 Rebecca Greenwell at Texas A&M, 11-30-14
19 Alexis Jones at Maryland, 2-24-13
9. 18 10 Tied, most recent
Rebecca Greenwell vs. Marquette, 11-23-14

Field Goal Percentage (min. of 5 attempts)

1. 100.0 Elizabeth Williams vs. USC Upstate, 12-11-11
(10-of-10)
- 100.0 Allison Vernerey vs. Virginia, 2-26-10
(8-of-8)
- 100.0 Kendall Cooper vs. Winthrop, 3-22-14
(7-of-7)
- 100.0 Chante Black vs. Holy Cross, 1-4-05
(6-of-6)
- 100.0 Rochelle Parent vs. MTSU, 3-24-98
(6-of-6)
- 100.0 Tyish Hall vs. North Carolina, 1-19-94
(5-of-5)
- 100.0 Tyish Hall vs. East Carolina, 1-5-94
(5-of-5)
- 100.0 Sue Harnett vs. Winthrop, 12-9-87
(5-of-5)
- 100.0 Chelsea Gray vs. DePaul, 3-27-11
(5-of-5)
- 100.0 Mistie Bass vs. Arkansas, 11-30-02
(5-of-5)
- 100.0 Rochelle Parent vs. Georgia Tech, 2-27-98
(5-of-5)

Free Throws Made

1. 14 Monique Currie vs. North Carolina, 3-4-02
2. 13 Jenni Kraft vs. Cleveland State, 12-2-88
3. 11 Alexis Jones vs. North Carolina, 3-3-13
11 Sheana Mosch vs. Western Kentucky, 3-20-00
11 Jenni Kraft vs. Stanford, 12-20-88
6. 10 Wanisha Smith vs. Jacksonville St, 12-15-04
10 Monique Currie vs. Wake Forest, 1-6-02
10 Monique Currie at Georgia Tech, 12-20-01
10 Jenni Kraft vs. Connecticut, 12-9-88
10. 9 5 Tied, most recent
Lindsey Harding vs. North Carolina, 3-10-03

Free Throws Attempted

1. 14 Monique Currie vs. North Carolina, 3-4-02
14 Jenni Kraft vs. Cleveland State, 12-2-88
3. 13 Allison Vernerey vs. James Madison, 12-18-09
4. 12 Alexis Jones vs. North Carolina, 3-3-13
12 Jenni Kraft vs. Stanford, 12-20-88
12 Payton Black vs. Pepperdine, 11-24-95
7. 11 Sheana Mosch vs. Western Kentucky, 3-20-00
11 Wanisha Smith vs. Jacksonville St, 12-15-04
11 Monique Currie vs. Wake Forest, 1-6-02
11 Katie Meier at George Mason, 11-30-85
11 Monique Currie vs. South Carolina, 11-25-01
11 Wynter Whitley vs. Virginia, 3-3-02

Free Throw Percentage

1. 100.0 Monique Currie vs. North Carolina, 3-4-02 (14-of-14)
2. 100.0 Sheana Mosch vs. W. Kentucky, 3-20-00 (11-of-11)
3. 100.0 Monique Currie at Georgia Tech, 12-30-01 (10-of-10)
- 100.0 Jenni Kraft vs. Connecticut, 12-9-88 (10-of-10)
5. 100.0 Lindsey Harding vs. UNC, 3-10-03 (9-of-9)
6. 100.0 Alana Beard at Clemson, 12-9-00 (8-of-8)
- 100.0 Payton Black vs. Florida State, 12-6-95 (8-of-8)
- 100.0 Rebecca Greenwell at Alabama, 11-16-14 (8-of-8)
- 100.0 Azurá Stevens vs. Wake Forest, 3-6-15 (8-of-8)
10. 100.0 Joy Cheek at Wake Forest, 2-11-07 (7-of-7)
- 100.0 Jenni Kraft vs. Maryland, 1-14-89 (7-of-7)
- 100.0 Rebecca Greenwell at Florida St., 1-11-15 (7-of-7)

Three-Pointers Made

1. 6 Rebecca Greenwell vs. Albany, 3-20-15
2. 5 Abby Waner vs. Colorado St., 12-22-05
- 5 Krista Gingrich vs. Florida State, 12-2-98
- 5 Jenni Kraft at Wake Forest, 2-27-89
4. 4 21 tied - most recent
- Rebecca Greenwell at Virginia, 2-12-15

Three-Pointers Attempted

1. 11 Rebecca Greenwell vs. Albany, 3-20-15
- 11 Rebecca Greenwell at N.C. State, 2-22-15
- 11 Dana McDonald vs. N.C. State, 1-10-90
4. 10 Rebecca Greenwell at Virginia, 2-12-15
5. 9 Rebecca Greenwell vs. Stony Brook, 11-28-14
6. 8 Rebecca Greenwell at Georgia Tech, 2-26-15
- 8 Rebecca Greenwell vs. Clemson, 2-8-15
- 8 Rebecca Greenwell vs. Virginia Tech, 1-15-15
- 8 Rebecca Greenwell vs. Syracuse, 1-8-15
- 8 Rebecca Greenwell vs. Marquette, 11-23-14
- 8 Rebecca Greenwell at Old Dominion, 11-20-14
- 8 Abby Waner vs. Colorado St., 12-22-05

Three-Point Percentage (min. 3 made)

1. 100.0 Rometra Craig vs. UW-Milwaukee, 3-17-01 (3-of-3)
2. 0.80 Wanisha Smith vs. Georgia Tech, 1-17-05 (4-of-5)
- 0.80 Rebecca Greenwell vs. NC A&T, 1-2-15 (4-of-5)
- 0.80 Rebecca Greenwell at Florida State, 1-11-15 (4-of-5)
5. 0.75 Alexis Jones vs. NC State, 3-8-15 (3-of-4)
- 0.75 Tricia Liston vs. Albany, 12-9-10 (3-of-4)
- 0.75 Tricia Liston at Florida State, 1-14-11 (3-of-4)
- 0.75 Chelsea Gray vs. Albany, 12-9-10 (3-of-4)
- 0.75 Jasmine Thomas vs. Tennessee, 1-28-08 (3-of-4)
- 0.75 Iciss Tillis at Florida State, 1-8-01 (3-of-4)

Season Records

Points

1. 509 Alana Beard, 2000-01~
2. 502 Monique Currie, 2001-02
3. 476 Rebecca Greenwell, 2014-15~
4. 466 Azurá Stevens, 2014-15
5. 461 Elizabeth Williams, 2011-12~

6. 439 Chris Moreland, 1984-85
7. 438 Katie Meier, 1985-86
8. 394 Wanisha Smith, 2004-05
9. 381 Jenni Kraft, 1988-89
10. 350 Payton Black, 1995-96

Points Per Game Average

1. 17.6 Chris Moreland, 1984-85~
2. 17.0 Alana Beard, 2000-01~
3. 16.6 Tara McCarthy, 1977-78~
4. 14.6 Katie Meier, 1985-86
5. 14.3 Monique Currie, 2001-02
6. 14.1 Azurá Stevens, 2014-15
7. 14.0 Rebecca Greenwell, 2014-15
- 14.0 Elizabeth Williams, 2011-12~
9. 13.6 Jenni Kraft, 1988-89
10. 13.0 Stacy Hurd, 1980-81

Field Goals Made

1. 194 Azurá Stevens, 2014-15
- 194 Alana Beard, 2000-01
3. 186 Elizabeth Williams, 2011-12
4. 178 Monique Currie, 2001-02
5. 168 Katie Meier, 1985-86
6. 163 Chris Moreland, 1984-85
7. 157 Rebecca Greenwell, 2014-15
8. 138 Stacey Hurd, 1980-81
9. 134 Wanisha Smith, 2004-05
10. 132 Payton Black, 1995-96

Field Goals Attempted

1. 396 Rebecca Greenwell, 2014-15
2. 383 Elizabeth Williams, 2011-12
3. 379 Azurá Stevens, 2014-15
- 379 Alana Beard, 2000-01
5. 360 Monique Currie, 2001-02
6. 339 Katie Meier, 1985-86
7. 319 Jasmine Thomas, 2007-08
8. 312 Wanisha Smith, 2004-05
9. 297 Alexis Jones, 2012-13
10. 288 Chris Moreland, 1984-85

Rebounds

1. 271 Azurá Stevens, 2014-15
2. 260 Chante Black, 2004-05~
3. 259 Elizabeth Williams, 2011-12~
3. 238 Chris Moreland, 1984-85
4. 209 Monique Currie, 2001-02
5. 188 Iciss Tillis, 2000-01
6. 187 Rebecca Greenwell, 2014-15
7. 175 Allison Vernerey, 2009-10
8. 174 Stacy Hurd, 1980-81
9. 171 Wynter Whitley, 2001-02
10. 170 Payton Black, 1995-96

Rebounds Per Game Average

1. 9.5 Chris Moreland, 1984-85~
2. 8.2 Azurá Stevens, 2014-15
3. 7.8 Elizabeth Williams, 2011-12~
4. 7.6 Chante Black, 2004-05~
5. 6.9 Stacy Hurd, 1980-81
6. 6.0 Monique Currie, 2001-02
7. 5.8 Sue Harnett, 1986-87
8. 5.7 Leslie Earmhardt, 1978-89
9. 5.6 Sarah Sullivan, 1982-83
10. 5.6 Tara McCarthy, 1977-78

Offensive Rebounds

1. 120 Azurá Stevens, 2014-15
2. 118 Elizabeth Williams, 2011-12
3. 97 Chante Black, 2004-05
4. 84 Monique Currie, 2001-02
5. 75 Leaonna Odom, 2016-17
6. 70 Bridgette Mitchell, 2006-07
7. 68 Allison Vernerey, 2009-10
- 68 Mistie Bass, 2002-03

9. 64 Payton Black, 1995-96
10. 58 Haley Peters, 2010-11
- 58 Oderah Chidom, 2013-14

Defensive Rebounds

1. 163 Chante Black, 2004-05
2. 151 Azurá Stevens, 2014-15
3. 141 Rebecca Greenwell, 2014-15
- 141 Elizabeth Williams, 2011-12
5. 138 Iciss Tillis, 2000-01
6. 125 Monique Currie, 2001-02
7. 124 Wynter Whitley, 2001-02
8. 108 Alexis Jones, 2012-13
9. 107 Allison Vernerey, 2009-10
10. 106 Payton Black, 1995-96

Assists

1. 154 Wanisha Smith, 2004-05~
2. 144 Alexis Jones, 2012-13
3. 124 Lindsey Harding, 2002-03~
4. 113 Alana Beard, 2000-01
5. 112 Abby Waner, 2005-06
6. 101 Robin Baker, 1988-89
7. 96 Angela Salvadores, 2015-16
8. 93 Patti Thomasson, 1879-80
9. 91 Hilary Howard, 1995-96
10. 90 Monique Currie, 2001-02

Blocks

1. 116 Elizabeth Williams, 2011-12~
2. 68 Sarah Sullivan, 1982-83
3. 46 Chante Black, 2004-05
4. 40 Iciss Tillis, 2000-01
5. 37 Sue Harnett, 1986-87
6. 35 Krystal Thomas, 2007-08
7. 33 Brittany Hunter, 2003-04
8. 32 Leaonna Odom, 2016-17
9. 30 Azurá Stevens, 2014-15
- 30 Jasmine Thomas, 2007-08
- 30 Alana Beard, 2000-01
- 30 Kendall Cooper, 2013-14

Steals

1. 106 Alana Beard, 2000-01~
2. 68 Lindsey Harding, 2002-03
3. 66 Rebecca Greenwell, 2014-15
- 66 Chelsea Gray, 2010-11
5. 65 Abby Waner, 2005-06
6. 63 Alexis Jones, 2012-13
7. 61 Wanisha Smith, 2004-05
8. 58 Katie Meier, 1985-86~
9. 54 Iciss Tillis, 2000-01
10. 53 Chloe Wells, 2010-11

Free Throws Made

1. 138 Monique Currie, 2001-02~
2. 113 Chris Moreland, 1984-85~
3. 111 Alana Beard, 2000-01~
4. 102 Katie Meier, 1985-86
5. 90 Rebecca Greenwell, 2014-15~
- 90 Jenni Kraft, 1988-89
7. 88 Elizabeth Williams, 2011-12~
8. 86 Payton Black, 1995-96
9. 85 Wanisha Smith, 2004-05
10. 84 Wynter Whitley, 2001-02

Free Throws Attempted

1. 179 Monique Currie, 2001-02~
2. 160 Chris Moreland, 1984-85~
3. 145 Elizabeth Williams, 2011-12~
4. 141 Alana Beard, 2000-01~
5. 138 Katie Meier, 1985-86
6. 133 Payton Black, 1995-96~
7. 118 Wanisha Smith, 2004-05
8. 118 Wynter Whitley, 2001-02
9. 114 Rebecca Greenwell, 2014-15
- 101 Sheana Mosch, 1999-00

Free Throw Percentage

1. .900 Jenni Kraft, 1988-89~
2. .812 Sheana Mosch, 1999-00~
3. .805 Chelsea Gray, 2010-11~
4. .795 Alexis Jones, 2012-13
5. .789 Rebecca Greenwell, 2014-15~
6. .787 Alana Beard, 2000-01
7. .786 Bridgette Mitchell, 2006-07
8. .771 Monique Currie, 2001-02
9. .765 Lindsey Harding, 2002-03
10. .762 Patti Thompson, 1979-80

Field Goal Percentage

1. .603 Oderah Chidom, 2013-14~
2. .600 Rochelle Parent, 1997-98
3. .591 Tyish Hall, 1993-94
4. .571 Payton Black, 1995-96
5. .566 Chris Moreland, 1984-85~
6. .558 Brittany Hunter, 2003-04
7. .542 Leaonna Odom, 2016-17
8. .527 Chante Black, 2004-05
9. .522 Haley Peters, 2010-11~
10. .514 Ali Day, 1992-93

Three-Pointers Made

1. 72 Rebecca Greenwell, 2014-15
2. 50 Abby Waner, 2005-06
3. 41 Wanisha Smith, 2004-05
- 41 Jenni Kraft, 1988-89~
5. 37 Georgia Schweitzer, 1997-98
6. 36 Dana McDonald, 1989-90
7. 33 Laura Kurz, 2004-05
- 33 Chelsea Gray, 2010-11
9. 30 Jessica Foley, 2002-03
10. 29 Krista Gingrich, 1998-99

Three-Pointers Attempted

1. 202 Rebecca Greenwell, 2014-15
2. 131 Abby Waner, 2005-06
3. 104 Georgia Schweitzer, 1997-98
4. 100 Wanisha Smith, 2004-05
5. 98 Dana McDonald, 1989-90
6. 97 Jasmine Thomas, 2007-08
7. 86 Jessica Foley, 2002-03
8. 83 Chelsea Gray, 2010-11
9. 76 Jenny Kraft, 1988-89
- 76 Alexis Jones, 2012-13

Three-Point Field Goal Percentage

1. .539 Jenni Kraft, 1988-89~
2. .452 Laura Kurz, 2004-05~
3. .419 Robin Baker, 1988-89
4. .417 Nazrawit Medhanie, 1995-96
5. .417 Shay Selby, 2008-09
6. .414 Lauren Rice, 1996-97
7. .410 Wanisha Smith, 2004-05
8. .400 Kathleen Scheer, 2008-09
9. .403 Krista Gingrich, 1998-99
10. .398 Chelsea Gray, 2010-11

Minutes

1. 1171 Rebecca Greenwell, 2014-15
2. 1163 Wanisha Smith, 2004-05
3. 1049 Alexis Jones, 2012-13
4. 1008 Elizabeth Williams, 2011-12
5. 971 Monique Currie, 2001-02
6. 958 Lindsey Harding, 2002-03
7. 950 Azurá Stevens, 2014-15
8. 893 Alana Beard, 2000-01
9. 884 Jasmine Thomas, 2007-08
10. 874 Kyra Lambert, 2015-16

Minutes Per Game

1. 34.4 Rebecca Greenwell, 2014-15
2. 33.0 Robin Baker, 2004-05
3. 32.3 Wanisha Smith, 2004-05
4. 30.5 Elizabeth Williams, 2011-12
5. 29.8 Alana Beard, 2000-01
6. 29.1 Alexis Jones, 2012-13
7. 28.3 Hilary Howard, 1995-96
8. 27.7 Monique Currie, 2001-02
9. 27.3 Kyra Lambert, 2015-16
10. 25.9 Lindsey Harding, 2002-03

Double Figure Scoring

1. 28 Rebecca Greenwell, 2014-15~
- 28 Azurá Stevens, 2014-15~
3. 27 Elizabeth Williams, 2011-12~
4. 26 Monique Currie, 2001-02
- 26 Alana Beard, 2000-01
6. 25 Katie Meier, 1985-86
7. 23 Chris Moreland, 1984-85~
8. 22 Wanisha Smith, 2004-05
9. 19 Jenni Kraft, 1988-89
- 19 Stacy Hurd, 1980-81
- 19 Chelsea Gray, 2010-11

Double-Doubles

1. 10 Azurá Stevens, 2014-15
- 10 Chris Moreland, 1984-85
3. 9 Monique Currie, 2001-02
4. 7 Elizabeth Williams, 2011-12~
5. 5 Rebecca Greenwell, 2014-15
- 5 Chante Black, 2004-05
7. 4 Sue Harnett, 1986-87
8. 3 Stacy Hurd, 1980-81
9. 2 Leaonna Odom, 2016-17
- 2 Alexis Jones, 2012-13
- 2 Allison Vernerey, 2009-10
- 2 Brittany Hunter, 2003-04
- 2 Iciss Tillis, 2000-01
- 2 Katie Meier, 1985-86

20-Point Games

1. 10 Alana Beard, 2000-01
- 10 Chris Moreland, 1984-85
3. 7 Rebecca Greenwell, 2014-15
- 7 Monique Currie, 2001-02
5. 5 Azurá Stevens, 2014-15
- 5 Jenni Kraft, 1988-89
- 5 Tara McCarthy, 1977-78
8. 4 Dana McDonald, 1989-90
- 4 Katie Meier, 1985-86
10. 3 Elizabeth Williams, 2011-12
- 3 Wanisha Smith, 2004-05
- 3 Stacy Hurd, 1980-81

30-Point Games

1. 33 Alana Beard at Maryland, 1-14-01
2. 31 Chris Moreland at UNC Wilmington, 2-23-85
- 31 Stacy Hurd vs. Wake Forest, 12-8-80
4. 30 Monique Currie vs. North Carolina, 3-4-02
- 30 Chris Moreland vs. N.C. Central 11-20-84

Double Figure Rebounds

1. 12 Azurá Stevens, 2014-15~
2. 11 Chante Black, 2004-05
3. 10 Chris Moreland, 1984-85
4. 9 Monique Currie, 2001-02
5. 8 Elizabeth Williams, 2011-12~
6. 5 Rebecca Greenwell, 2014-15
7. 4 Oderah Chidom, 2013-14
- 4 Stacy Hurd, 1980-81
- 4 Iciss Tillis, 2000-01
- 4 Alana Beard, 2000-01
- 4 Sue Harnett, 1986-87

Double Figure Assists

1. 2 Patti Thomasson, 1979-80
2. 1 Alexis Jones, 2012-13
- 1 Abby Waner, 2005-06
- 1 Krista Gingrich, 1998-99

Double-Double in First Game

Chris Moreland vs. N.C. Central, 11-20-84, 30 pts, 13 reb
 Monique Currie vs. Texas Tech, 11-11-01, 17 pts, 10 reb
 Joy Cheek vs. Northeastern, 11-11-06, 12 pts, 11 reb
 Bridgette Mitchell vs. Northeastern, 11-11-06, 18 pts, 13 reb
 Rebecca Greenwell at Alabama, 11-16-14, 17 pts, 10 reb
 Azurá Stevens at Alabama, 11-16-14, 10 pts, 10 reb

Most Consecutive Double-Figure Scoring Games in a Season

- 19 Elizabeth Williams, 2011-12
- 17 Katie Meier, 1985-86

Earliest To Start First Game

1st game Patti Thomason at Virginia, 11-24-79
 Ada Headly at St. Joseph's, 11-21-80
 Stacy Hurd at St. Joseph's, 11-21-80
 Sara Sullivan vs. E.Kentucky, 11-26-82
 Connie Goins vs. E. Kentucky, 11-26-82
 Chris Moreland vs. N.C. Central, 11-20-84
 Sue Harnett vs. Florida, 11-28-86
 Jenni Kraft vs. E.Washington, 11-25-88
 Robin Baker vs. E.Washington, 11-25-88
 Shannon Willis vs. vs. Xavier, 12-28-90
 Alison Day vs. UNC Wilmington, 12-1-92
 Nazrawit Medhanie vs. VCU, 11-15-95
 Missy West at UNC Asheville, 11-23-96
 Georgia Schweitzer vs. Florida State, 1-16-98
 Michele Matyasovsky vs. Vanderbilt, 11-24-99
 Alana Beard vs. UCLA, 11-10-00
 Iciss Tillis vs. UCLA, 11-10-00
 Wynter Whitley vs. Texas Tech, 11-11-01
 Chante Black vs. Davidson, 11-12-04
 Abby Waner at Penn State, 11-18-05
 Chloe Wells vs. Brigham Young, 11-13-10
 Elizabeth Williams at Brigham Young, 11-11-11
 Alexis Jones vs. Presbyterian, 11-17-12
 Rebecca Greenwell at Alabama, 11-16-14
 Sierra Calhoun at Alabama, 11-16-14
 Kyra Lambert at Penn, 11-13-15
 Crystal Primm at Penn, 11-13-15

Earliest to Start First Game Under Coach P

1st game Crystal Primm at Penn, 11-13-15
 1st game Kyra Lambert at Penn, 11-13-15
 1st game Rebecca Greenwell at Alabama, 11-16-14
 1st game Sierra Calhoun at Alabama, 11-16-14
 1st game Alexis Jones vs. Presbyterian, 11-17-12
 1st game Elizabeth Williams vs. Brigham Young, 11-11-11
 1st game Chloe Wells vs. Brigham Young, 11-13-10
 5th game Angela Salvadores vs. Idaho, 11-26-15
 6th game Azurá Stevens vs. Nebraska, 12-3-14
 9th game Haley Gorecki vs. UMass, 12-14-15
 9th game Jasmine Thomas vs. Rutgers, 12-6-07
 13th game Faith Suggs vs. Wake Forest, 1-17-16
 14th game Haley Peters vs. Kentucky, 1-4-11
 25th game Allison Vernerey vs. North Carolina, 2-8-10

~ Denotes led team as a freshman.

Individual Records**Points**

- 35 Carey Kauffman vs. UNCA, 11-30-94
 35 Alana Beard vs. Maryland, 1-2-02

Points by Opponent

- 33 Jennie Simms, Old Dominion, 11-22-16
 33 Chasity Melvin, N.C. State, 2-12-97

Field Goals

- 16 Sue Harnett vs. VCU, 12-10-88

Field Goals by Opponent

- 14 Chasity Melvin, N.C. State, 2-12-97
 14 Tracy Reid, North Carolina, 2-21-97

Fields Goal Attempted

- 25 Stacy Hurd vs. Vanderbilt, 3-13-82
 25 Sue Harnett vs. VCU, 12-10-88

Fields Goal Attempted by Opponent

- 28 Andrea Riley, Oklahoma St., 11-14-08

Three-Pointers Made

- 7 Jessica Foley vs. Georgia Tech, 1-17-05
 7 Nicole Erickson vs. Clemson, 1-14-99

Three-Pointers Made by Opponent

- 8 Kelly Morrone, South Carolina, 11-25-01

Three-Pointers Attempted

- 20 Rebecca Greenwell vs Longwood, 11-15-16

Free Throws

- 15 Nicole Johnson vs. Wake Forest, 2-26-92

Free Throws by Opponent

- 14 J. Pierce, Georgia Tech, 1-29-93

Free Throws Attempted

- 22 Tara McCarthy vs. UNC, 2-24-78

Free Throws Attempted by Opponent

- 18 Deana Tate, Maryland, 2-22-86

Rebounds

- 24 Barb Krause vs. Catawba, 1-10-79

Rebounds by Opponent

- 20 Robyn Fairbanks, Utah Valley, 12-18-07

Assists

- 13 Chelsea Gray vs. Pittsburgh, 12-4-11

Assists by Opponent

- 12 Dawn Staley, Virginia, 2-11-89

Steals

- 10 Abby Waner vs. Utah Valley, 12-18-07

Steals by Opponent

- 8 Pam Leake, UNC, 1-7-86
 8 Donna Holt, Virginia, 2-21-87
 8 Imani Tate, Albany, 3-20-15

Blocks

- 11 Sarah Sullivan vs. Richmond, 1-22-83

Blocks by Opponent

- 7 Waltiea Rolle, North Carolina, 2-7-11
 7 Jassany Williams, Auburn, 11-18-11

Team Records**Points**

- 128 vs. Howard, 12-6-02

Points by Opponent

- 107 vs. Clemson, 1-10-92

Points by Two Teams

- 191 vs. Georgia Tech, 1-28-89

Field Goals

- 51 vs. Howard, 12-6-02

Field Goals by Opponent

- 44 N.C. State, 1-10-90

Field Goals Attempted

- 97 vs. Morgan State, 11-26-93

Field Goal Attempts by Opponent

- 82 N.C. State, 2-6-91 and Charleston, 12-18-90

Field Goal Percentage

- 68.2 vs. Arkansas State, 11-25-05

Field Goal Percentage by Opponent

- 65.5 Virginia, 1-25-94

Three-Pointers Made

- 13 vs. Georgia Tech, 1-17-05

Three-Pointers Made by Opponent

- 14 DePaul, 3-24-14
 14 North Carolina, 3-1-15

Three-Pointers Attempted

- 30 vs. Georgia Tech, 1-17-05

Free Throws

- 29 vs. North Carolina, 1-27-00

Free Throws by Opponent

- 30 Virginia, 2-27-87 and NCSU, 1-21-87

Free Throw Attempted

- 44 vs. Howard, 11-30-87

Free Throw Attempted by Opponent

- 45 N.C. State, 1-21-87

Free Throw Percentage

- 1.00 (17-17) vs. Virginia Tech, 1-19-17

Free Throw Percentage by Opponent

- 1.00 (8-8) Maryland, 1-22-12

Rebounds

- 69 vs. Buffalo, 11-25-14

Rebounds by Opponent

- 57 Virginia, 2-13-93

Assists

- 36 vs. UNC Wilmington, 12-20-11

Assists by Opponent

- 29 N.C. State, 1-10-90

Steals

- 31 N.C. Central, 12-28-09

Steals by Opponent

- 24 Virginia, 1-5-91

Blocks

- 16 Winthrop, 11-15-15

Blocks by Opponent

- 11 Auburn, 11-18-11

Forced Turnovers by Duke

- 45 vs. N.C. Central, 12-28-09
 45 vs. Morgan State, 11-26-93

Largest Halftime Lead

- 56 vs. N.C. Central (65-9), 12-12-98

Most Points Scored in First Half

- 65 vs. N.C. Central, 12-28-10
 65 vs. Fairfield, 11-22-05
 65 vs. Morgan State, 11-26-93

Most Points Scored in First Half by Opponent

- 52 Virginia, 2-29-97

Most Points Scored in Second Half

- 70 vs. Stephen F. Austin, 11-29-03

Most Points Scored in Second Half by Opponent

- 60 N.C. State, 1-19-88

Largest Winning Margin

- +89 vs. N.C. Central (117-28), 12-28-10

Largest Winning Margin by Opponent

- +36 Virginia, 2-13-93

Cameron Notables**First Game**

N.C. Central 64, Duke 36 • Jan. 15, 1976

First Victory

Duke 64, UNC Charlotte 60 • Jan. 25, 1977

First Home ACC Win

Duke 70, Georgia Tech 55 • Jan. 13, 1979

100th Victory

Duke 77, Western Carolina 64 • Dec. 6, 1989

200th Victory

Duke 79, Holy Cross 51 • March 13, 1999

250th Victory

Duke 106, Charleston Southern 38 • Dec. 16, 2002

300th Victory

Duke 71, Marist 50 • Nov. 17, 2006

350th Victory

Duke 83, Virginia 65 • Feb. 26, 2010

400th Victory

Duke 92, Alabama 57 • Nov. 17, 2013

450th Victory

Duke 84, Virginia Tech 59 • Jan. 19, 2017

Record in Cameron Indoor Stadium

Year	Record	Pct.	Average Attendance	Single Game High
1975-76	0-8	.000	--	--
1976-77	2-5	.286	--	--
1977-78	0-9	.000	--	--
1978-79	8-3	.727	--	--
1979-80	8-3	.727	--	--
1980-81	8-3	.727	172	278
1981-82	8-5	.615	232	500
1982-83	9-3	.750	261	800
1983-84	9-5	.643	210	300
1984-85	8-3	.727	280	500
1985-86	11-2	.846	573	3,200
1986-87	12-3	.800	838	4,872
1987-88	9-4	.692	744	2,257
1988-89	5-8	.385	895	1,850
1989-90	9-3	.750	933	3,000
1990-91	8-6	.571	803	3,000
1991-92	7-7	.500	1,006	3,800
1992-93	7-6	.539	533	2,177
1993-94	10-3	.769	696	1,200
1994-95	12-2	.857	1,482	5,000
1995-96	11-3	.786	1,934	6,500
1996-97	11-2	.846	1,749	5,478
1997-98	14-1	.933	2,357	5,879
1998-99	15-1	.938	2,680	8,572
1999-00	16-2	.889	2,977	5,721
2000-01	14-1	.933	4,626	8,933
2001-02	15-1	.938	3,919	6,904
2002-03	13-1	.929	5,577	9,314
2003-04	14-1	.933	6,237	9,314
2004-05	13-1	.929	4,966	8,240
2005-06	12-1	.923	6,073	9,314
2006-07	14-0	1.000	5,852	9,314
2007-08	10-3	.769	6,764	9,314
2008-09	14-0	1.000	6,665	9,314
2009-10	16-1	.941	4,714	9,314
2010-11	17-0	1.000	5,216	9,314
2011-12	13-1	.929	5,361	8,595
2012-13	16-0	1.000	4,958	9,314
2013-14	13-4	.765	4,814	9,314
2014-15	17-1	.944	4,590	9,314
2015-16	11-5	.687	4,496	7,622
2016-17	17-1	.944	3,688	6,718
Total	456-122	.789		

Top Single-Game Cameron Attendance Marks

Attendance	Opponent	Date	Result
9,314	North Carolina	3-1-15	W, 81-80
9,314	Connecticut	12-17-13	L, 61-83
9,314	North Carolina	3-3-13	W, 65-58
9,314	North Carolina	2-27-11	W, 66-58
9,314	Connecticut	1-18-10	L, 48-81
9,314	North Carolina	3-1-09	W, 81-79 (OT)
9,314	Maryland	2-17-08	L, 69-76
9,314	North Carolina	2-4-08	L, 76-93
9,314	Tennessee	1-28-08	L, 64-67
9,314	North Carolina	2-25-07	W, 67-62
9,314	Maryland	1-13-07	W, 81-62
9,314	North Carolina	1-29-06	L, 70-74
9,314	Tennessee	1-23-06	W, 75-53
9,314	Tennessee	1-24-04	L, 69-72
9,314	North Carolina	1-11-04	W, 79-57
9,314	North Carolina	2-20-03	W, 97-63
9,314	Connecticut	2-1-03	L, 65-77
8,874	N.C. State	3-2-03	W, 86-60
8,572	North Carolina	2-21-99	W, 88-78
8,257	North Carolina	2-26-01	W, 72-67

• A sellout crowd in Cameron Indoor Stadium is 9,314

Top Season Cameron Attendance Marks

	Year	Total Games	Total Attendance	Average
1.	2007-08	13	87,931	6,764
2.	2008-09	14	93,174	6,655
3.	2003-04	15	93,553	6,237
4.	2005-06	13	78,948	6,073
5.	2006-07	14	81,921	5,852
6.	2002-03	14	78,072	5,577
7.	2011-12	14	75,054	5,361
8.	2010-11	17	88,667	5,216
9.	2004-05	14	69,526	4,966
10.	2012-13	16	79,328	4,958
11.	2013-14	17	81,842	4,814
12.	2009-10	17	80,134	4,714
13.	2000-01	15	69,390	4,626
14.	2014-15	18	82,615	4,590
15.	2015-16	16	71,944	4,496
16.	2001-02	16	62,698	3,919
17.	2016-17	18	66,378	3,688
18.	1998-99	16	48,879	3,055
19.	1999-00	18	53,583	2,978
20.	1997-98	15	35,359	2,357
21.	1995-96	14	27,075	1,934
22.	1996-97	13	22,736	1,749
23.	1994-95	14	20,754	1,482

[7/7] Duke 82, Old Dominion 66

November 20, 2014
Norfolk, Va. (Ted Constant Convocation Center)

Duke	FG	3FG	FT	REB	PF	TP	A	TO	B	S	Min	
Henson f	5-6	0-0	0-0	2-3-5	2	10	0	2	0	0	22	
Williams c	11-14	0-0	0-0	3-5-8	1	22	1	1	5	0	39	
Calhoun g	3-9	2-5	4-4	2-0-2	1	12	1	1	0	0	32	
Johnson g	7-9	2-3	2-2	2-9-11	2	18	13	3	0	1	35	
Greenwell g	4-12	2-8	0-0	0-6-6	0	10	5	2	0	1	36	
Stevens	1-4	0-2	0-2	1-1-2	0	2	1	4	1	0	13	
Riggs	0-1	0-1	0-0	0-0-0	0	0	0	1	0	0	3	
Cooper	0-1	0-0	0-0	0-0-0	0	0	0	0	0	0	4	
Chidom	4-8	0-0	0-0	3-4-7	2	8	1	0	0	0	16	
TEAM	2-1-3											
Totals	35-64	6-19	6-8	15-29-44	8	82	22	14	6	2	200	
Pct.	54.7	31.6	75.0	DB: 1								

FG's (1st half: 17-34, 50%; 2nd half: 18-30, 60.0%)
3FG's (1st half: 2-9, 22.2%; 2nd half: 4-10, 40.0%)
FT's (1st half: 0-0, 0%; 2nd half: 6-8, 75.0%)

Old Dominion	FG	3FG	FT	REB	PF	TP	A	TO	B	S	Min	
Painter f	6-11	1-1	1-2	0-2-2	3	14	0	2	0	1	33	
Minor f	6-15	4-9	0-0	1-5-6	0	16	2	1	2	0	33	
Oigbokie f	0-0	0-0	0-0	1-0-1	2	0	1	1	0	0	13	
Betz-White g	1-3	0-2	0-0	0-0-0	1	2	2	0	0	0	12	
Simms g	5-16	2-6	0-3	3-1-4	1	12	2	5	1	1	35	
Holopainen	2-5	0-3	0-0	1-1-2	0	4	0	0	0	0	6	
Brown	1-1	1-1	0-0	1-0-1	0	3	0	0	0	0	1	
Ajemba	0-1	0-0	0-0	1-1-2	0	0	0	1	0	0	6	
Younger	2-4	0-2	0-0	1-1-2	1	4	5	0	0	0	27	
Jackson	2-6	0-1	1-3	0-1-1	1	5	2	0	0	0	13	
Young	3-5	0-0	0-0	4-2-6	1	6	0	0	1	1	21	
TEAM	1-1-2											
Totals	28-67	8-25	2-8	14-15-29	10	66	14	10	4	3	200	
Pct.	41.8	32.0	25.0	DB: 2								

FG's (1st half: 13-30, 43.3%; 2nd half: 15-37, 40.5%)
3FG's (1st half: 3-11, 27.3%; 2nd half: 5-14, 35.7%)
FT's (1st half: 2-6, 33.3%; 2nd half: 0-2, 0.0%)

Officials: Gina Cross, Angelica Suffren, Luis Gonzalez
Attendance: 3452 • Technical Fouls: None.

Score by Periods	1st	2nd	Total
Duke	36	46	82
Old Dominion	31	35	66

[7/6] Duke 76, Wake Forest 58

January 6, 2012
Winston-Salem, N.C. (Joel Coliseum)

DUKE	FG	3FG	FT	REB	PF	TP	A	TO	B	S	Min	
Peters f	5-13	0-0	2-2	4-2-6	2	12	3	3	1	0	25	
Williams c	6-13	0-0	6-9	6-10-16	2	18	4	6	12	1	33	
Gray g	2-5	1-1	1-1	0-4-4	2	6	6	7	1	1	33	
Jackson g	4-9	0-1	3-5	4-2-6	3	11	2	1	0	1	25	
Liston g	1-4	1-2	3-4	0-3-3	4	6	1	3	0	0	18	
Selby	4-7	1-3	0-0	1-4-5	3	9	3	2	0	2	31	
Johnson	0-0	0-0	2-2	1-3-4	1	2	0	2	0	0	7	
Scheer	2-4	0-1	0-0	1-5-6	2	4	1	4	1	0	16	
Vernerey	3-3	0-0	2-2	1-2-3	0	8	2	0	1	0	12	
TEAM	2-2-4											
Totals	27-58	3-8	19-25	20-37-57	19	76	22	28	16	5	200	
Pct.	46.6	37.5	76.0	DB: 3.2								

FG's (1st half: 14-32, 43.8%; 2nd half: 13-26, 50.0%)
3FG's (1st half: 1-3, 33.3%; 2nd half: 2-5, 40.0%)
FT's (1st half: 5-9, 55.6%; 2nd half: 14-16, 87.5%)

Wake Forest	FG	3FG	FT	REB	PF	TP	A	TO	B	S	Min	
Walker f	2-9	1-2	0-2	4-1-5	4	5	0	3	3	3	29	
Ray f	4-10	0-0	1-1	3-4-7	3	9	1	4	2	3	26	
Garcia g	0-11	0-2	0-0	3-2-5	1	0	1	1	0	1	17	
Thomas g	1-7	0-0	0-0	1-1-2	4	2	5	2	0	1	24	
Boykin g	10-25	5-10	0-0	2-1-3	0	25	1	1	0	3	36	
Hall	1-1	1-1	0-0	0-0-0	2	3	1	0	0	0	5	
Douglas	0-6	0-1	0-2	0-1-1	0	0	3	1	0	0	15	
Hamby	0-1	0-0	0-0	0-0-0	0	0	0	0	1	0	7	
Wright	4-6	0-0	1-3	2-1-3	3	9	0	1	0	1	19	
Williams	1-4	0-0	3-5	4-1-5	3	5	0	2	0	4	22	
TEAM	4-1-5											
Totals	23-80	7-16	5-13	23-13-36	20	58	12	16	6	16	200	
Pct.	28.8	43.8	38.5	DB: 3.1								

FG's (1st half: 10-38, 26.3%; 2nd half: 13-42, 31.0%)
3FG's (1st half: 4-6, 66.7%; 2nd half: 3-10, 30.0%)
FT's (1st half: 3-7, 42.9%; 2nd half: 2-6, 33.3%)

Officials: Eric Brewton, Denise Brooks, Rachelle Jones
Attendance: 1,358 • Technical Fouls: None

Score by Periods	1st	2nd	Total
Duke	34	42	76
Wake Forest	27	31	58

Ka'lia Johnson Nets Triple-Double

Blue Devil senior Ka'lia Johnson traveled to near home state of Virginia and notched the seventh triple-double in school history with a career-high 18 points, career-high 13 assists and tied a career high with 11 rebounds in 35 minutes of action.

Johnson's previous career high of assists was four and points was 12 prior to the impressive night. She hit 7-of-9 field goals on the evening and had one steal.

Elizabeth Williams Nets Triple-Double

Blue Devil freshman Elizabeth Williams netted the fifth triple-double in school history at Wake Forest on January 6, 2012 with 18 points, 16 rebounds and 12 blocked shots.

Williams' 12 blocks was a new ACC and Duke record, while her 16 rebounds matched a Blue Devil freshman record. She played 33 minutes and hit 6-of-13 field goals.

In the first half, Williams posted four points, 10 rebounds and nine blocked shots in 19 minutes of play.

Duke was the only team in the nation in 2011-12 to have two student-athletes notch triple-doubles in the same season, while becoming just the fourth school in NCAA history as well.

[7/6] Duke 92, Pittsburgh 43

December 4, 2011
Durham, N.C. (Cameron Indoor Stadium)

Pittsburgh	FG	3FG	FT	REB	PF	TP	A	TO	B	S	Min	
Dunn f	1-3	0-0	0-0	0-2-2	3	2	0	2	2	2	18	
Golden f	0-0	0-0	2-2	2-0-2	0	2	0	2	1	1	15	
Kiesel g	3-14	1-4	5-9	0-4-4	1	12	2	8	0	1	30	
Dowd g	3-8	3-5	0-0	0-1-1	3	9	0	2	0	0	31	
Anderson g	1-9	1-3	0-0	2-2-4	4	3	3	4	0	0	31	
Logan	1-1	0-0	0-0	0-1-1	1	2	0	2	0	0	7	
Davis	1-11	0-0	0-0	0-1-1	3	2	0	2	0	1	21	
Burdgeess	1-1	0-0	0-1	2-2-4	0	2	1	2	1	0	25	
McManus	3-12	0-0	3-4	5-7-12	3	9	0	0	0	2	22	
TEAM	7-3-10											
Totals	14-59	5-12	10-16	18-23-41	18	43	6	24	4	7	200	
Pct.	23.7	41.7	62.5	DB: 1								

FG's (1st half: 7-33, 21.2%; 2nd half: 7-26, 26.9%)
3FG's (1st half: 2-4, 50.0%; 2nd half: 3-8, 37.5%)
FT's (1st half: 6-9, 66.7%; 2nd half: 4-7, 57.1%)

DUKE	FG	3FG	FT	REB	PF	TP	A	TO	B	S	Min	
Peters f	5-11	0-0	0-1	1-7-8	1	10	0	3	0	1	27	
Williams c	5-14	0-0	2-3	4-5-9	3	12	1	4	5	3	26	
Wells g	6-8	1-3	1-1	0-2-2	2	14	5	2	1	1	21	
Gray g	5-7	2-2	2-2	3-8-11	2	14	13	1	1	6	33	
Liston g	6-9	5-6	2-2	1-3-4	1	19	2	1	0	2	30	
Johnson	0-0	0-0	0-0	0-1-1	0	0	0	0	0	0	4	
Jackson	5-9	0-0	2-5	2-0-2	1	12	2	1	1	4	20	
Scheer	4-8	2-4	0-1	3-1-4	3	10	1	0	0	2	19	
Henson	0-5	0-1	0-1	0-3-3	1	0	3	1	1	0	15	
Vernerey	0-1	0-0	1-2	0-0-0	2	1	0	1	0	0	5	
TEAM	5-1-6											
Totals	36-72	10-16	10-18	19-31-50	16	92	27	14	9	19	200	
Pct.	50.0	62.5	55.6	DB: 2.1								

FG's (1st half: 20-39, 51.3%; 2nd half: 16-33, 48.5%)
3FG's (1st half: 6-8, 75.0%; 2nd half: 4-8, 50.0%)
FT's (1st half: 3-5, 60.0%; 2nd half: 7-13, 55.6%)

Officials: Lawson Newton, Sue Blanch, Tom Danaher
Attendance: 4,428 • Technical Fouls: None

Score by Periods	1st	2nd	Total
Pittsburgh	22	21	43
Duke	49	43	92

Chelsea Gray Collects Triple-Double

Junior Chelsea Gray posted the fourth triple-double in school history against Pittsburgh on Dec. 4, 2011 with 14 points, 13 assists and 11 rebounds.

Gray's 13 assists were a Duke single-game record as she saw action in 33 minutes. She also tied a then career high with six steals against the Panthers.

In the first half, Gray had 10 points, eight assists and six rebounds.

Duke was the only team in the nation in 2011-12 to have two student-athletes notch triple-doubles in the same season, while becoming just the fourth school in NCAA history as well.

[10/12] Duke 74, Marquette 43

November 27, 2009
Cancun, Mexico (Moon Palace Resort)

DUKE	FG	3FG	FT	REB	PF	TP	A	TO	B	S	Min
Mitchell f	5-8	1-1	2-2	1-2-3	1	13	0	1	0	1	20
Cheek f	5-10	1-4	0-2	3-5-8	2	11	0	2	1	2	21
K. Thomas c	6-6	0-0	0-2	2-3-5	2	12	1	0	1	0	25
J. Thomas g	3-11	1-5	4-4	2-9-11	2	11	12	5	1	2	36
Jackson g	0-2	0-1	0-2	0-0-0	3	0	1	1	0	0	16
Hopkins	1-1	0-0	0-0	0-1-1	1	2	0	1	0	1	13
Selby	4-6	1-3	0-0	0-3-3	0	9	2	2	1	0	15
Christmas	1-5	0-2	0-0	1-2-3	0	2	1	0	0	1	21
Scheer	1-2	0-1	0-2	0-1-1	0	2	0	0	0	1	5
Rogers	0-0	0-0	0-0	1-2-3	0	0	1	1	0	0	6
Vernerey	5-8	0-0	2-3	0-2-2	2	12	0	4	0	0	22
TEAM	0-3-3										
Totals	31-59	4-17	8-17	10-33-43	13	74	18	17	4	8	200
Pct.	52.5	23.5	47.1	DB: 3							

FG's (1st half: 12-25, 48.0%; 2nd half: 19-34, 55.9%)
 3FG's (1st half: 3-11, 27.3%; 2nd half: 1-6, 16.7%)
 FT's (1st half: 2-3, 66.7%; 2nd half: 6-14, 42.9%)

Marquette	FG	3FG	FT	REB	PF	TP	A	TO	B	S	Min
Pachko f	3-9	0-2	0-1	6-4-10	4	6	0	5	1	0	27
Thomas-Johnson f	4-13	4-11	1-2	2-1-3	4	13	1	3	0	1	30
Jones f	2-6	0-0	0-2	2-1-3	0	4	1	1	0	1	25
Harris g	1-7	0-2	0-2	1-6-7	2	2	3	4	0	0	27
Robinson g	2-13	1-7	3-4	2-4-6	1	8	1	2	0	1	35
McMorris	1-9	0-4	0-0	2-2-4	4	2	4	2	0	2	18
Wiedorowicz	0-4	0-4	0-0	0-0-0	2	0	0	1	0	1	8
Simmons	2-3	0-0	0-0	3-2-5	0	4	0	0	0	0	14
TEAM	3-2-5										
Totals	17-68	5-32	4-11	22-24-46	18	43	10	19	1	6	200
Pct.	25.0	15.6	36.4	DB: 3							

FG's (1st half: 6-28, 21.4%; 2nd half: 11-40, 27.5%)
 3FG's (1st half: 1-14, 7.1%; 2nd half: 4-18, 22.2%)
 FT's (1st half: 3-6, 50.0%; 2nd half: 1-5, 20.0%)

Officials: Dawn Marsh, Felicia Grinter, Shannon Feck
 Attendance: 105 • Technical Fouls: None

Score by Periods	1st	2nd	Total
Duke	29	45	74
Marquette	16	27	43

Jasmine Thomas Posts Triple-Double

As a junior, Jasmine Thomas registered just the third triple-double in school history on November 27, 2009 during the Caribbean Challenge in Cancun, Mexico.

Thomas totaled 11 points, 12 assists and 11 rebounds in 36 minutes. The 12 assists matched the Duke single-game record at the time.

The Blue Devils went on to notch a 74-43 victory over Marquette in the contest.

[1/1] Duke 99, Miami 93

February 19, 2006
Miami, Fla. (BankUnited Center)

DUKE	FG	3FG	FT	REB	PF	TP	A	TO	B	S	Min
Williams f	4-10	0-0	4-5	2-4-6	3	12	1	1	2	1	36
Currie f	11-18	6-9	15-16	1-5-6	4	43	2	5	1	2	40
Black c	4-11	0-0	2-5	8-6-14	4	10	5	3	3	1	35
Harding g	2-8	0-2	3-8	1-5-6	1	7	3	9	1	3	41
Smith g	4-8	0-3	3-6	0-4-4	5	11	3	2	0	0	32
E. Waner	0-0	0-0	0-0	0-0-0	0	0	0	0	0	0	2
Kurz	0-0	0-0	0-0	1-2-3	1	0	0	0	0	0	4
A. Waner	1-3	1-3	0-0	0-0-0	3	3	1	4	0	1	19
Foley	2-3	0-1	2-2	0-1-1	1	6	1	1	0	0	24
Bales	3-4	0-0	1-1	1-3-4	1	7	0	1	1	2	17
TEAM	1-4-5										
Totals	31-65	7-18	30-43	15-34-49	23	99	16	26	8	10	250
Pct.	47.7	38.9	69.8	DB: 5							

FG's (1st half: 16-30, 53.3%; 2nd half: 11-25, 44.0%; OT: 4-10, 40.0%)
 3FG's (1st half: 4-10, 40.0%; 2nd half: 2-5, 40.0%; OT: 1-3, 33.3%)
 FT's (1st half: 4-5, 80.0%; 2nd half: 9-16, 56.3%; OT: 17-22, 77.3%)

Miami	FG	3FG	FT	REB	PF	TP	A	TO	B	S	Min
T. James f	9-19	1-5	13-14	2-9-11	4	32	3	4	0	5	45
L. James f	3-6	0-1	0-0	1-4-5	3	6	0	1	0	1	19
Knight g	7-12	4-6	2-2	2-5-7	5	20	1	4	1	1	33
Taylor g	2-17	1-6	5-6	2-2-4	3	10	4	4	0	4	44
Hayek g	2-5	2-5	0-0	2-0-2	4	6	4	3	1	2	25
Audibert	0-0	0-0	0-0	0-1-1	1	0	0	0	0	0	6
Dhababu	2-4	0-0	0-0	0-1-1	5	4	0	0	0	0	11
Grimmsley	5-12	0-1	2-4	2-2-4	4	12	2	8	2	2	38
Cunningham	1-2	1-2	0-1	0-0-0	3	3	1	0	0	0	29
TEAM	6-3-9										
Totals	31-77	9-26	22-27	17-27-44	32	93	15	24	4	15	250
Pct.	40.3	34.6	81.5	DB: 0							

FG's (1st half: 12-29, 41.4%; 2nd half: 14-32, 43.8%; OT: 5-16, 31.3%)
 3FG's (1st half: 3-11, 27.3%; 2nd half: 4-9, 44.4%; OT: 2-6, 33.3%)
 FT's (1st half: 6-8, 75.0%; 2nd half: 8-9, 88.9%; OT: 8-10, 80.0%)

Officials: Barbara Smith, Robert Trammell, Luis Gonzalez
 Attendance: 1,648 • Technical Fouls: None

Score by Periods	1st	2nd	OT	2OT	Total
Duke	40	33	5	21	99
Miami	33	40	5	15	93

Currie Sets Duke Single Game Scoring Mark

Monique Currie registered a Duke single game scoring mark with 43 points at Miami on Feb. 19, 2006. The previous high for a Blue Devil was 41 by Alana Beard.

Currie scored 28 points through the second half of play before notching 15 points in the two overtimes to help the Blue Devils notch a 99-93 overtime victory.

In the second overtime, Currie hit 11 free throws to seal the victory. For the game, she hit 11-of-18 field goals and 15-of-16 free throws in 40 minutes.

[2/2] Duke 87, Florida State 68

January 5, 2006
Durham, N.C. (Cameron Indoor Stadium)

Florida State	FG	3FG	FT	REB	PF	TP	A	TO	B	S	Min
Adeduntan f	6-12	3-6	2-2	2-3-5	2	17	0	3	1	1	32
Miller c	4-9	0-0	1-2	1-2-3	4	9	1	3	2	0	25
Neely g	1-7	0-0	1-2	3-3-6	2	3	4	2	0	2	24
Johnson g	2-9	1-3	0-0	0-3-3	1	5	1	4	0	1	31
Gladden g	4-10	0-0	1-3	2-4-6	4	9	2	3	0	3	18
Freshour	1-1	1-1	1-2	1-0-1	1	4	1	1	0	1	11
Davis-Cain	4-8	1-3	1-2	1-0-1	4	10	0	2	0	1	24
Lautsch	0-0	0-0	0-0	0-0-0	0	0	0	0	0	0	4
Williams	2-7	0-0	3-4	2-4-6	1	7	4	2	0	3	19
Anthony	1-3	0-0	2-4	2-1-3	2	4	0	0	0	0	12
TEAM	1-3-4										
Totals	25-66	6-13	12-21	15-23-38	21	68	13	20	3	12	200
Pct.	37.9	46.2	57.1	DB: 4							

FG's (1st half: 13-34, 38.2%; 2nd half: 12-32, 37.5%)
 3FG's (1st half: 5-10, 50.0%; 2nd half: 1-3, 33.3%)
 FT's (1st half: 4-7, 57.1%; 2nd half: 8-14, 57.1%)

Duke	FG	3FG	FT	REB	PF	TP	A	TO	B	S	Min
Williams f	7-9	0-0	2-6	1-5-6	2	16	3	1	1	0	30
Currie f	7-12	2-3	5-6	3-9-12	1	21	11	5	0	3	35
Bales c	5-7	0-0	4-6	3-6-9	4	14	1	4	3	1	22
A. Waner g	2-8	1-5	2-2	0-5-5	2	7	1	2	1	1	23
Harding g	5-10	1-3	1-2	1-1-2	0	12	3	2	1	1	32
E. Waner	0-1	0-0	0-0	0-0-0	1	0	0	0	0	0	4
Kurz	1-2	1-1	0-0	1-1-2	2	3	1	0	0	3	9
Black	2-4	0-0	0-0	2-3-5	3	4	0	1	2	2	13
Smith	2-4	0-0	4-4	0-1-1	1	8	3	3	0	1	16
Foley	0-3	0-2	0-1	0-0-0	1	0	0	1	0	0	11
Gay	1-1	0-0	0-0	1-0-1	0	2	0	0	0	0	5
TEAM	0-1-1										
Totals	32-61	5-14	18-27	12-32-44	17	87	23	19	8	12	200
Pct.	52.5	35.7	66.7	DB: 2							

FG's (1st half: 19-35, 54.3%; 2nd half: 13-26, 50.0%)
 3FG's (1st half: 4-9, 44.4%; 2nd half: 1-5, 20.0%)
 FT's (1st half: 7-7, 100.0%; 2nd half: 11-20, 55.0%)

Officials: Joe Cunningham, Mark Hardcastle, Tom Baldinelli
 Attendance: 4,675 • Technical Fouls: None

Score by Periods	1st	2nd	Total
Florida State	35	33	68
Duke	49	38	87

Currie Collects Triple-Double at Florida State

For just the second time in school history, Monique Currie registered a triple-double with 21 points, 11 assists and 12 rebounds on Jan. 5, 2006 versus Florida State.

Currie registered 14 points, six assists and four rebounds in the first half, before notching seven points, five assists and eight rebounds in the second stanza.

She played 35 minutes, while hitting 7-of-12 field goals in the Blue Devil victory.

[1/1] Duke 60, Virginia 59

January 9, 2003
Charlottesville, Va. (University Hall)

DUKE	FG	3FG	FT	REB	PF	TP	A TO	B S	Min
Tillis f	0-6	0-2	6-6	4-2-6	5	6	3 2	0 0	26
Matyasovsky f	2-7	0-2	0-0	3-4-7	2	4	1 1	1 0	29
Bass c	1-5	0-0	2-4	0-2-2	4	4	0 3	0 0	14
Krapohl g	0-2	0-2	0-0	0-1-1	0	0	2 1	0 0	24
Beard g	16-30	1-3	8-10	5-5-10	4	41	0 1	2 1	39
Mosch	0-2	0-1	5-8	2-1-3	1	5	1 0	0 0	28
Harding	0-3	0-1	0-2	1-2-3	3	0	0 3	0 2	30
Whitley	0-4	0-0	0-0	0-1-1	3	0	0 1	1 0	10
TEAM	5-1-6								
Totals	19-59	1-11	21-30	20-19-39	22	60	7 12	4 3	200
Pct.	32.2	9.1	70.0	DB: 4					

FG's (1st half: 6-26, 23.1%; 2nd half: 13-33, 39.4%)
 3FG's (1st half: 0-5, 0%; 2nd half: 1-6, 16.7%)
 FT's (1st half: 11-16, 68.8%; 2nd half: 10-14, 71.4%)

Virginia	FG	3FG	FT	REB	PF	TP	A TO	B S	Min
Sardin f	2-7	0-0	3-3	0-4-4	4	7	1 3	0 0	18
Crosswhite f	5-11	0-4	3-3	2-1-3	3	13	1 0	1 1	26
O'Reggio c	3-4	0-0	0-0	4-8-12	3	6	1 2	2 1	18
Blue g	3-9	0-1	4-4	0-1-1	5	10	6 2	2 1	18
Grant/Fairley g	6-9	0-1	0-0	1-2-3	1	12	2 4	1 0	33
Dickson	1-4	1-3	0-0	0-0-0	0	3	0 0	0 0	11
Jaeger	0-1	0-0	1-2	1-1-2	1	1	0 1	0 1	8
Chatman	0-2	0-0	0-0	0-0-0	1	0	0 0	0 0	7
Prillman	0-1	0-1	0-0	1-1-2	0	0	0 1	0 0	17
Logan/Friend	1-2	0-0	5-7	2-2-4	4	7	0 3	2 0	21
Sahin	0-3	0-0	0-0	0-1-1	1	0	0 1	0 0	10
TEAM	2-1-3								
Totals	21-53	1-10	16-19	13-22-35	23	59	11 17	8 4	200
Pct.	39.6	10.0	84.2	DB: 2					

FG's (1st half: 12-29, 41.4%; 2nd half: 9-25, 37.5%)
 3FG's (1st half: 1-6, 16.7%; 2nd half: 0-4, 0.0%)
 FT's (1st half: 3-6, 50.0%; 2nd half: 13-13, 100%)

Officials: Nan Sisk, Dan Outlaw, Mark Zentz
 Attendance: 4,172 • Technical Fouls: None

Score by Periods	1st	2nd	Total
Duke	23	37	60
Virginia	28	31	59

Beard Tallies School-Record 41 Points

Led by Alana Beard's record-breaking performance, top-ranked Duke downed Virginia, 60-59 on Jan. 9, 2003 in Charlottesville, Va.

Beard collected 14 points in the first half before scoring 27 points in the second stanza on 10-of-19 shooting on her way to scoring a school-record 41 points.

She scored Duke's final six points of the game, including two free throws with one second remaining to clinch the Blue Devil win.

Duke 128, Howard 53

December 6, 2002
Durham, N.C. (Cameron Indoor Stadium)

Howard	FG	3FG	FT	REB	PF	TP	A TO	B S	Min
Kirk f	1-6	0-4	2-2	0-1-1	5	4	1 2	1 1	18
Ruglass f	3-4	0-0	0-0	1-0-1	1	6	0 1	0 1	14
Askew c	2-4	1-3	0-0	1-1-2	0	5	1 4	0 1	29
Petty g	7-17	2-4	2-2	0-5-5	4	18	1 6	0 2	38
Shelton g	1-4	0-2	0-0	0-0-0	0	2	0 4	0 3	12
Johnson	2-9	0-0	2-3	3-1-4	4	6	0 1	0 1	30
Wiggins	0-0	0-0	0-0	0-0-0	0	0	0 0	0 0	4
Hicks	1-11	1-4	4-4	0-0-0	3	7	5 8	0 1	28
James	1-7	1-1	2-4	3-1-4	2	5	1 2	0 1	20
Hodgers	0-1	0-0	0-0	0-0-0	0	0	0 0	0 0	5
Vickers	0-0	0-0	0-0	0-0-0	0	0	0 1	0 0	2
TEAM	4-2-6								
Totals	18-63	5-18	12-15	12-11-23	19	53	9 29	1 11	200
Pct.	28.6	27.8	80.0	DB: 1					

FG's (1st half: 11-33, 33.3%; 2nd half: 7-30, 23.3%)
 3FG's (1st half: 1-5, 20.0%; 2nd half: 4-13, 30.8%)
 FT's (1st half: 0-1, 0.0%; 2nd half: 12-14, 85.7%)

DUKE	FG	3FG	FT	REB	PF	TP	A TO	B S	Min
Tillis f	8-11	1-2	5-7	5-5-10	1	22	4 1	0 1	21
Matyasovsky f	2-3	0-0	0-0	2-4-6	0	4	2 3	1 1	17
Bass c	6-11	0-0	7-9	4-3-7	1	19	1 1	3 1	20
Krapohl g	3-5	3-5	0-0	1-1-2	0	9	6 2	0 1	21
Beard g	7-13	0-1	2-2	2-6-8	2	16	8 1	1 5	23
Mosch	2-9	0-0	4-4	1-0-1	1	8	3 2	0 4	18
Harding	5-7	0-2	2-2	2-2-4	2	12	1 1	0 3	23
Smith	7-9	0-0	0-0	2-2-4	1	14	2 2	2 0	16
Foley	5-9	2-5	0-0	0-4-4	3	12	5 1	0 0	18
Whitley	6-7	0-1	0-1	2-4-6	3	12	3 3	0 1	23
TEAM	2-4-6								
Totals	51-84	6-16	20-25	23-35-58	14	128	35 17	7 17	200
Pct.	60.7	37.5	80.0	DB: 2					

FG's (1st half: 23-42, 54.8%; 2nd half: 28-42, 66.7%)
 3FG's (1st half: 3-7, 42.9%; 2nd half: 3-9, 33.3%)
 FT's (1st half: 11-13, 84.6%; 2nd half: 9-12, 75.0%)

Officials: Lawson Newton, Michael Utley, Mark Hardcastle
 Attendance: 2,417 • Technical Fouls: None

Score by Periods	1st	2nd	Total
Howard	23	30	53
Duke	60	68	128

Duke Scores School-Record 128 Points

Duke registered a school-record 128 points as the Blue Devils downed Howard, 128-53. The Blue Devils hit 60.7 percent of their field goals led by seven different Duke players in double-digits.

[4/4] Duke 92, [15/16] Clemson 42

January 28, 2001
Durham, N.C. (Cameron Indoor Stadium)

Clemson	FG	3FG	FT	REB	PF	TP	A TO	B S	Min
Forns f	1-4	0-1	0-0	1-2-3	1	2	2 4	0 0	21
Glenney f	4-7	0-0	2-2	0-2-2	3	10	0 3	0 2	30
Batth c	1-4	0-0	1-2	0-1-1	2	3	0 4	0 1	20
Scott g	3-6	0-1	0-0	0-0-0	1	6	2 4	0 3	18
Floyd g	3-8	1-3	0-0	2-1-3	2	7	1 4	0 1	33
Slosser	1-6	0-0	1-4	0-3-3	2	3	1 3	0 0	23
Gaines	0-1	0-0	1-2	0-1-1	0	1	0 0	0 0	6
Queen	1-2	0-0	0-0	1-2-3	0	2	2 1	0 0	10
Stokes	1-5	1-2	0-0	0-2-2	1	3	1 3	0 0	12
Aderhold	2-5	1-3	0-0	1-0-1	0	5	0 0	0 0	21
Crowe	0-1	0-1	0-0	0-1-1	0	0	0 0	0 0	6
TEAM	0-2-0								
Totals	17-49	3-11	5-10	7-15-22	12	42	9 25	0 7	200
Pct.	34.7	27.3	50.0	DB: 3					

FG's (1st half: 8-23, 34.8%; 2nd half: 9-26, 34.6%)
 3FG's (1st half: 1-6, 16.7%; 2nd half: 2-5, 40.0%)
 FT's (1st half: 2-4, 50.0%; 2nd half: 3-6, 50.0%)

DUKE	FG	3FG	FT	REB	PF	TP	A TO	B S	Min
Parent f	1-1	0-0	0-0	4-1-5	1	2	4 3	0 5	20
Tillis f	7-10	2-2	0-0	1-3-4	3	16	0 3	1 0	19
Mosch g	12-12	2-2	4-4	2-9-11	0	30	6 2	0 5	29
Craig g	3-9	0-2	2-2	2-3-5	1	8	1 2	0 3	26
Schweitzer g	4-9	3-5	2-2	1-1-2	1	13	8 1	0 1	29
Krapohl	1-2	1-2	0-0	0-0-0	1	3	5 0	0 0	13
Gebisa	0-0	0-0	0-0	0-0-0	0	0	0 0	0 0	3
Gvozdenovic	1-2	0-0	0-0	0-1-1	0	2	0 0	0 0	5
West	2-9	1-6	0-0	0-1-1	0	5	1 1	0 1	15
Brown	1-2	0-0	1-2	2-1-3	1	3	0 1	1 1	7
Matyasovsky	3-4	1-2	0-0	1-3-4	2	7	1 2	1 1	22
White	0-2	0-0	3-4	1-2-3	1	3	0 2	0 0	12
TEAM	0-2-2								
Totals	35-62	10-21	12-14	14-27-41	11	92	26 18	3 17	200
Pct.	56.5	47.6	85.7	DB: 0					

FG's (1st half: 21-35, 60.0%; 2nd half: 14-27, 51.9%)
 3FG's (1st half: 5-10, 50.0%; 2nd half: 5-11, 45.5%)
 FT's (1st half: 9-10, 90.0%; 2nd half: 3-4, 75.0%)

Officials: Dennie Demayo, Tommy Salerno, Dan Outlaw
 Attendance: 6,194 • Technical Fouls: None

Score by Periods	1st	2nd	Total
Clemson	19	23	42
Duke	56	36	92

Mosch is Perfect from the Field Against Clemson

With Duke All-America Alana Beard out with an injury, Sheana Mosch hit a school-record 12-of-12 field goals on her way to scoring 30 points and grabbing 11 rebounds in a 92-42 victory over 15th-ranked Clemson on Jan. 28, 2001.

During the four-game stretch Beard was injured, Mosch averaged 26.5 points, 6.0 rebounds, 2.5 assist and 2.0 steals. She hit 71.2 percent of her field goals and 66.7 from downtown. Mosch led Duke to a 4-0 record during that stretch, including victories over two ranked opponents.

For her efforts, Mosch was named National Star of the Week by WomensCollegeHoops.com and earned one ACC Player of the Week honor.

Duke 74, North Carolina 72

January 25, 1995
Durham, N.C. (Cameron Indoor Stadium)

UNC	FG	3FG	FT	REB	PF	TP	A TO	B	S	Min
Smith f	3-10	1-3	0-1	4-5-9	5	7	1 5	0	0	26
Lawrence f	5-10	3-7	0-1	1-2-3	2	13	2 2	0	0	37
Gillingham c	2-9	0-2	0-0	6-2-8	2	4	2 1	2	1	29
Gear g	1-3	0-1	0-0	0-0-0	0	2	0 1	0	0	12
Jones g	11-26	1-6	5-6	5-3-8	0	28	2 3	2	5	37
Jackson	2-7	0-0	2-2	4-2-6	3	6	0 3	1	3	22
McKee	0-0	0-0	0-0	0-0-0	0	0	0 0	0	0	3
Reid	5-14	1-2	0-1	4-5-9	0	11	1 2	0	1	26
Cooper	0-1	0-0	1-2	2-0-2	0	1	1 1	0	0	5
Suddreth	0-1	0-0	0-0	0-0-0	0	0	0 0	0	0	3
N. Walker	0-0	0-0	0-0	0-0-0	0	0	0 0	0	0	0
S. Walker	0-0	0-0	0-0	0-0-0	0	0	0 0	0	0	0
TEAM				0-4-4						
Totals	29-81	6-21	8-13	26-23-49	12	72	9 18	5	10	200
Pct.	35.8	28.6	61.5	DB: 4						

FG's (1st half: 13-36, 36.1%; 2nd half: 16-45, 35.6%)
3FG's (1st half: 3-9, 33.3%; 2nd half: 3-12, 25.0%)
FT's (1st half: 7-9, 77.8%; 2nd half: 1-4, 25.0%)

DUKE	FG	3FG	FT	REB	PF	TP	A TO	B	S	Min
Kauffman f	8-22	0-0	3-3	5-5-10	4	19	2 2	1	0	35
Hall f	4-4	0-0	1-3	3-6-9	3	9	1 0	1	2	25
Day c	8-15	0-0	0-0	0-6-6	1	16	3 4	0	0	40
Scanlon g	7-15	1-5	0-0	1-6-7	0	15	2 4	0	2	40
Orr g	3-7	0-0	0-0	1-3-4	3	6	7 7	0	5	38
Brandau	0-0	0-0	0-0	0-0-0	1	0	0 0	0	0	2
Blanding	2-6	0-0	0-2	1-2-3	1	4	0 0	2	2	12
McGinnis	0-0	0-0	0-0	0-0-0	0	0	0 0	0	0	0
Meiman	2-2	1-1	0-0	0-1-1	1	5	2 0	0	0	8
Brown	0-0	0-0	0-0	0-0-0	0	0	0 0	0	0	0
Coggeshall	0-0	0-0	0-0	0-0-0	0	0	0 0	0	0	0
TEAM				2-2-4						
Totals	34-71	2-6	4-8	13-31-44	14	74	17 17	4	11	200
Pct.	35.8	28.6	61.5	DB: 4						

FG's (1st half: 15-32, 46.9%; 2nd half: 19-39, 48.7%)
3FG's (1st half: 1-3, 33.3%; 2nd half: 1-3, 33.3%)
FT's (1st half: 2-2, 100.0%; 2nd half: 2-6, 33.3%)

Officials: Lawson Newton, Richard Frankof, Ken Chepy
Attendance: 5,000 • Technical Fouls: None

Score by Periods	1st	2nd	Total
North Carolina	36	36	72
Duke	33	41	74

Duke Upsets No. 3 North Carolina

On Jan. 25, 1995, the Blue Devils registered a 74-72 victory over third-ranked North Carolina. The win marked the first time Duke had knocked off a top-three ranked Tar Heel squad.

In the victory, Allison Day hit the game-winner as time expired. Day took an inbounds pass from Jen Scanlon, wheeled and shot from the left baseline as the clock hit one second. By the time the ball had bounced five times on the rim, the clock had expired and 5,000 fans were waiting anxiously to see if it would drop through the net. It did, and the Blue Devils ended a 32-game winning streak by the defending national champion Tar Heels.

Duke 70, Manhattan 55

March 11, 1987
Durham, N.C. (Cameron Indoor Stadium)

Manhattan	FG	3FG	FT	REB	PF	TP	A TO	B	S	Min
Jack f	4-9	--	4-4	0-4-4	4	12	0 2	0	0	29
Robson f	3-12	--	1-2	3-5-8	3	7	0 2	0	0	22
Harding c	2-3	--	0-2	0-1-1	5	4	1 0	0	0	19
Gordon g	2-11	--	2-2	1-6-7	3	6	5 4	0	1	31
O'Connor g	4-9	--	3-7	2-2-4	1	11	1 4	0	5	31
Seybold	1-7	--	0-0	0-0-0	0	2	0 0	0	0	22
Mullfinger	1-1	--	0-0	0-1-1	1	2	0 0	0	0	8
O'Flaherty	1-4	--	2-2	1-1-2	4	10	1 0	0	0	21
Sellinger	4-4	--	0-0	1-2-3	0	0	0 1	0	0	14
Snyder	0-4	--	1-2	0-0-0	2	1	0 0	0	0	2
Cehelsky	0-0	--	0-0	0-1-1	0	0	0 0	0	0	1
TEAM				2						
Totals	21-60	0-0	13-21	8-23-33	23	55	8 13	0	6	200
Pct.	35.0	0.0	61.9	DB: 5						

FG's (1st half: 13-27, 48.1%; 2nd half: 8-33, 24.2%)
3FG's (1st half: 0-0, 0.0%; 2nd half: 0-0, 0.0%)
FT's (1st half: 3-7, 42.9%; 2nd half: 10-14, 71.4%)

DUKE	FG	3FG	FT	REB	PF	TP	A TO	B	S	Min
Anderson f	3-8	--	0-2	3-7-10	0	6	4 1	0	0	29
Moreland f	9-14	--	7-9	1-5-6	3	25	0 2	1	1	38
Sullivan c	3-4	--	0-0	4-4-8	5	6	1 2	1	0	24
Hunter g	0-6	--	0-0	0-2-2	1	0	1 2	0	2	26
Meier g	6-11	--	4-5	3-8-11	3	16	10 4	0	2	32
Sonzogni	1-3	--	0-0	0-1-1	2	2	2 3	0	0	17
Harnett	5-11	--	4-6	1-1-2	1	14	1 1	2	0	19
Langhi	0-1	--	0-0	0-0-0	0	0	0 0	0	0	4
Christopher	0-0	--	1-2	1-3-4	3	1	0 2	0	0	4
Morgan	0-0	--	0-0	0-0-0	0	0	0 0	0	0	2
Kalinowski	0-2	--	0-1	1-1-2	0	0	0 1	0	0	1
TEAM				1						
Totals	21-60	0-0	16-25	14-32-47	18	70	19 18	4	5	200
Pct.	35.0	0.0	64.0	DB: 4						

FG's (1st half: 10-25, 40.0%; 2nd half: 17-35, 48.6%)
3FG's (1st half: 0-0, 0.0%; 2nd half: 0-0, 0.0%)
FT's (1st half: 9-13, 69.2%; 2nd half: 7-12, 58.3%)

Officials: Ron Collins, Vicky Davis
Attendance: 1,200 est. • Technical Fouls: None

Score by Periods	1st	2nd	Total
Manhattan	29	26	55
Duke	29	41	70

Blue Devils Net First NCAA Tournament Win

For the first time in school history, the Blue Devils made an appearance in the NCAA Tournament on March 11, 1987. Duke welcomed Manhattan to Cameron Indoor Stadium and the Blue Devils went on to produce a 70-55 victory in front of an estimated 1,200 fans.

Katie Meier led Duke with the first triple-double in school history as she notched 16 points, 11 rebounds and 10 assists in 32 minutes of play. Chris Moreland added a game-high 25 points.

Duke 82, Catawba 33

January 10, 1979
Durham, N.C. (Cameron Indoor Stadium)

Catawba	FG	3FG	FT	REB	PF	TP	A TO	B	S	Min
Wyatt f	0-1	--	0-0	4	3	0	0 5	0	4	18
Meyers f	0-2	--	0-0	10	2	0	0 4	0	0	12
Charlton c	1-7	--	2-2	0	4	0	2 0	3	26	
Carter g	1-5	--	7-12	3	1	9	0 4	0	3	20
Pearson g	2-5	--	4-5	2	1	8	0 5	0	1	19
Hardy	0-5	--	2-3	3	0	2	1 3	0	0	2
Bennett	1-3	--	0-0	0	1	2	0 4	0	3	17
Hedrick	2-5	--	0-1	3	0	4	0 5	0	2	27
Bass	0-2	--	2-3	2	1	2	0 1	0	1	60
Symanski	1-2	--	0-4	1	2	2	0 3	0	2	3
Totals	8-37	0-0	17-30	24	12	33	1 36	0	19	200
Pct.	35.0	0.0	61.9	DB: 5						

FG's (1st half: 42.1%; 2nd half: 21.6%)
3FG's (1st half: 0-0, 0.0%; 2nd half: 0-0, 0.0%)
FT's (1st half: 84.6%; 2nd half: 56.6%)

DUKE	FG	3FG	FT	REB	PF	TP	A TO	B	S	Min
Krause f	7-23	--	1-4	24	3	15	2 3	1	1	29
Earnhardt f	3-11	--	1-2	9	0	7	3 0	0	4	31
Warren c	7-12	--	1-2	9	2	15	1 5	0	2	26
Markewitz g	2-5	--	0-0	1	4	4	0 3	0	3	16
McCarthy g	9-16	--	0-1	1	2	18	3 3	0	5	29
Bergeron	3-3	--	0-0	1	1	6	2 0	0	1	8
Monroe	0-0	--	0-0	1	4	0	1 0	0	0	4
Billger	4-8	--	2-4	13	1	10	0 2	1	2	19
Lermard	0-2	--	1-2	2	0	1	1 1	0	1	14
Griffin	0-4	--	0-0	1	0	0	0 0	0	0	4
Friend	2-5	--	0-0	3	0	4	0 0	0	0	4
Matthews	1-3	--	0-0	3	2	2	2 4	0	0	17
Totals	38-92	0-0	6-15	69	19	82	15 21	2	19	200
Pct.	35.0	0.0	64.0	DB: 4						

FG's (1st half: 38.2%; 2nd half: 41.3%)
3FG's (1st half: 0-0, 0.0%; 2nd half: 0-0, 0.0%)
FT's (1st half: 28.5%; 2nd half: 40.0%)

Technical Fouls: None

Score by Periods	1st	2nd	Total
Catawba	27	6	33
Duke	38	44	82

Krause Pulls Down School Record Rebounds

During an 82-33 victory over Catawba, Barb Krause pulled down a school-record 24 rebounds as she played 29 minutes in the win.

Krause added 15 points in the Blue Devil victory as the Duke defense held Catawba to only six points in the second half.

Team**Most Points Scored**

By Duke 120 vs. Alabama (3OT), 3-18-95
 By Opponent 121 by Alabama (3OT), 3-18-95

Fewest Points Scored

By Duke 40 vs. Connecticut, 3-29-11
 By Opponent 27 by Southern, 3-19-06

Largest Victory Margin

By Duke 69 (96-27) vs. Southern, 3-19-06
 By Opponent 35 (75-40) by Connecticut, 3-29-11

Largest Halftime Margin

By Duke 38 (48-10) vs. Hampton, 3-18-17
 By Opponent 15 by Stanford, 3-26-12

Most Field Goals Made

By Duke 48 vs. Alabama (3OT), 3-18-95
 By Opponent 44 by Alabama (3OT), 3-18-95

Most Field Goals Attempted

By Duke 93 vs. Alabama (3OT), 3-18-95
 By Opponent 114 by Alabama (3OT), 3-18-95

Highest Field Goal Percentage

By Duke656 at Vanderbilt, 3-20-12
 By Opponent556 by Louisiana State, 3-25-00

Fewest Field Goals Scored

By Duke 15, two times
 *most recent* vs. Connecticut, 3-29-11
 By Opponent 11 by Southern, 3-19-06

Fewest Field Goals Attempted

By Duke 44, two times
 *most recent* vs. Old Dominion, 3-20-99
 By Opponent 43, two times
 *most recent* vs. Tennessee-Martin, 3-19-11

Most Three-Point Field Goals

By Duke 11 vs. Norfolk State, 3-15-02
 By Opponent 14 by DePaul, 3-24-14

Most Three-Point Attempts

By Duke 29 vs. Northwestern State, 3-15-04
 By Opponent 52 by Alabama (3OT), 3-18-95

Highest Three-Point Percentage

By Duke636 at Vanderbilt, 3-20-12
 By Opponent500 by Middle Tennessee State, 3-14-98

Most Free Throws Made

By Duke 26 vs. Western Kentucky, 3-20-00
 By Opponent 33 by Illinois, 3-16-97

Most Free Throw Attempts

By Duke 31 vs. Middle Tennessee State, 3-14-98
 31 vs. Minnesota, 3-30-04
 By Opponent 40 by Illinois, 3-16-97

Highest Free Throw Percentage

By Duke 1.000 (16-16) vs. Stanford, 3-26-12
 By Opponent 1.000 by Florida, 3-21-98
 1.000 by LSU, 3-22-10

Most Rebounds

By Duke 67 vs. Alabama (3OT), 3-18-95
 By Opponent 59 by Alabama (3OT), 3-18-95

Most Assists

By Duke 30 vs. Northwestern State, 3-21-04
 By Opponent 22, two times
 *most recent*, by Louisiana State, 3-25-00

Most Steals

By Duke 23 vs. San Diego State, 3-27-10
 By Opponent 16 by Albany, 3-20-15

Most Blocked Shots

By Duke 12 vs. Texas Tech, 3-31-03
 By Opponent 11 by Michigan State, 3-24-09

Top Duke Scoring in NCAA Tournament Action

37	Ali Day (Jr.)	vs. Alabama in 1995
30	Kira Orr (So.)	vs. Alabama in 1995
30	Alana Beard (Sr.)	vs. Marquette in 2004
29	Jasmine Thomas (Jr.)	vs. San Diego State in 2010
29	Alana Beard (Jr.)	vs. Tennessee in 2003
29	Alana Beard (So.)	vs. Norfolk State in 2002
28	Alana Beard (Jr.)	vs. Texas Tech in 2003
27	Alana Beard (Fr.)	vs. SW Missouri State in 2001
27	Alana Beard (Jr.)	vs. Utah in 2003
26	Rebecca Greenwell (Jr.)	vs. Hampton in 2017
26	Chante Black (Jr.)	vs. Arizona State in 2008
26	Abby Waner (So.)	vs. Holy Cross in 2007
26	Alana Beard (So.)	vs. TCU in 2002
25	Lexie Brown (Jr.)	vs. Oregon in 2017
25	Haley Peters (So.)	at Vanderbilt in 2012
25	Sheana Mosch (Fr.)	vs. Western Kentucky in 2000
25	Georgia Schweitzer (Jr.)	vs. Western Kentucky in 2000
25	Chris Moreland (Jr.)	vs. Manhattan in 1987
24	Alana Beard (So.)	vs. South Carolina in 2002
24	Carey Kauffman (Sr.)	vs. Alabama in 1995
24	Payton Black (Fr.)	vs. San Francisco in 1996
24	Nicole Erickson (Sr.)	vs. Old Dominion in 1999
23	Leaonna Odom (Fr.)	vs. Hampton in 2017
23	Chelsea Gray (So.)	vs. Stanford in 2012
23	Tricia Liston (So.)	at Vanderbilt in 2012
23	Karima Christmas (Sr.)	vs. DePaul in 2011
22	Azura Stevens (Fr.)	vs. Mississippi State in 2015
22	Tricia Liston (So.)	vs. Samford in 2012
22	Alana Beard (Fr.)	vs. UWM in 2001
22	Chris Moreland (Jr.)	vs. Rutgers in 1987
22	Ty Hall (So.)	vs. Oklahoma State in 1995
22	Kira Orr (Sr.)	vs. Illinois in 1997
22	Georgia Schweitzer (So.)	vs. Tennessee in 1999
22	Nicole Erickson (Sr.)	vs. Georgia in 1999
22	Alison Bales (Jr.)	vs. Southern California in 2006
21	Alison Bales (Sr.)	vs. Rutgers in 2007
21	Mistie Williams (Jr.)	vs. Canisius in 2005
21	Nicole Erickson (Jr.)	vs. Louisville in 1998
21	Iceiss Tillis (Jr.)	vs. Georgia in 2003
21	Monique Currie (Jr.)	vs. Boston College in 2005
20	Rebecca Greenwell (Fr.)	vs. Albany in 2015
20	Tricia Liston (Sr.)	vs. Winthrop in 2014
20	Monique Currie (Fr.)	vs. TCU in 2002
20	Rometra Craig (Fr.)	vs. UWM in 2001
20	Nicole Erickson (Jr.)	vs. Florida in 1998
20	Peppi Browne (So.)	vs. Arkansas in 1998
20	Michele Van Gorp (Sr.)	vs. St. Johns in 1999
20	Kira Orr (Sr.)	vs. DePaul in 1997
20	Michele Van Gorp (Sr.)	vs. Georgia in 1999

Individual

10 Monique Currie vs. Texas Christian, 3-17-02

Points in a Game

- 37 Ali Day vs. Alabama, 3-18-95 (3OT)
- 30 Alana Beard vs. Marquette, 3-23-04
- 30 Kira Orr vs. Alabama, 3-18-95 (3OT)
- 29 Jasmine Thomas vs. San Diego St., 3-27-10
- 29 Alana Beard vs. Tennessee, 4-6-03
- 29 Alana Beard vs. Norfolk State, 3-15-02

Field Goals Made

- 14 Ali Day vs. Alabama, 3-18-95 (3OT)
- 12 Haley Peters at Vanderbilt, 3-20-12
- 12 Alana Beard vs. Tennessee, 4-6-03
- 12 Alana Beard vs. Norfolk State, 3-15-02
- 12 Kira Orr vs. Alabama, 3-18-95 (3OT)

Field Goals Attempted

- 24 Alana Beard vs. Tennessee, 4-6-03
- 23 Alana Beard vs. Texas Christian, 3-17-02
- 23 Kira Orr vs. Alabama, 3-18-95 (3OT)
- 22 Jasmine Thomas vs. Connecticut, 3-29-11
- 22 Jasmine Thomas vs. Marist, 3-21-11
- 21 Kira Orr vs. Illinois, 3-16-97
- 20 Chante Black vs. Arizona State, 3-25-08
- 20 Alana Beard vs. Texas Tech, 3-31-03
- 20 Iciss Tillis vs. Oklahoma, 3-29-02
- 20 Ali Day vs. Alabama, 3-18-95 (3OT)

Field Goal Percentage

- .833 (10-12) Alana Beard vs. Utah, 3-25-03

*Minimum 10 field goal attempts***Three-Point Field Goals Made**

- 6 Rebecca Greenwell vs. Albany, 3-20-15
- 6 Abby Waner vs. Holy Cross, 3-18-07
- 5 Nicole Erickson vs. Louisville, 3-16-98
- 4 Lexie Brown vs. Hampton, 3-18-17
- 4 Tricia Liston vs. Winthrop, 3-22-14
- 4 Jessica Foley vs. Northwestern St., 3-21-04
- 4 Vicki Krapohl vs. Norfolk State, 3-15-02
- 4 Nicole Erickson vs. Georgia, 3-26-99

Three-Point Field Goals Attempted

- 13 Kira Orr vs. Illinois, 3-16-97
- 11 Rebecca Greenwell vs. Albany, 3-20-15
- 11 Missy West vs. Western Kentucky, 3-20-00
- 9 Abby Waner at Michigan State, 3-24-09
- 9 Jessica Foley vs. Northwestern State, 3-21-04

Free Throws Made

- 12 Alana Beard vs. Texas Tech, 3-21-03
- 11 Sheana Mosch vs. Western Kentucky, 3-20-00
- 11 Nicole Erickson vs. Old Dominion, 3-20-99
- 9 Chelsea Gray vs. Stanford, 3-26-12
- 9 Karima Christmas vs. DePaul, 3-27-11
- 9 Monique Currie vs. Southern, 3-19-06
- 9 Sheana Mosch vs. Texas, 3-23-02
- 9 Monique Currie vs. Texas Christian, 3-17-02

Free Throws Attempted

- 14 Karima Christmas vs. DePaul, 3-27-11
- 14 Alana Beard vs. Texas Tech, 3-31-03
- 11 Chante Black vs. Texas A&M, 3-20-08
- 11 Sheana Mosch vs. Western Kentucky, 3-20-00
- 11 Nicole Erickson vs. Old Dominion, 3-20-99
- 10 Elizabeth Williams vs. Albany, 3-20-15
- 10 Chante Black vs. Arizona State, 3-25-08
- 10 Monique Currie vs. Southern, 3-19-06
- 10 Sheana Mosch vs. Texas, 3-23-02

Free Throw Percentage

- 1.000 (11-11) Sheana Mosch vs. WKU, 3-20-00
- 1.000 (11-11) Nicole Erickson vs. ODU, 3-20-99
- 1.000 (9-9) Chelsea Gray vs. Stanford, 3-26-12
- 1.000 (8-8) Jasmine Thomas vs. SDSU, 3-27-10
- 1.000 (7-7) Lexie Brown vs. Oregon, 3-20-17
- 1.000 (6-6) Rebecca Greenwell vs. Hampton, 3-18-17
- 1.000 (6-6) Tricia Liston vs. Samford, 3-18-12
- 1.000 (6-6) Haley Peters vs. Samford, 3-18-12
- 1.000 (6-6) Monique Currie vs. Georgia, 3-26-05
- 1.000 (6-6) Nicole Erickson vs. Cal, 3-21-98
- 1.000 (6-6) Ali Day vs. Alabama, 3-18-95 (3OT)

Minimum six made free throws**Rebounds**

- 14 Carey Kauffman vs. Alabama, 3-18-95 (3OT)
- 13 Karima Christmas vs. Michigan St., 3-24-09
- 13 Chante Black vs. Arizona State, 3-25-08
- 13 Alison Bales vs. Connecticut, 6-28-06
- 13 Mistie Bass vs. Georgia, 3-26-05
- 13 Monique Currie vs. Norfolk State, 3-15-02
- 13 Tyish Hall vs. Alabama, 3-18-95 (3OT)

Assists

- 12 Chelsea Gray at Vanderbilt, 3-20-12
- 10 Katie Meier vs. Manhattan, 3-11-87
- 9 Lexie Brown vs. Hampton, 3-18-17
- 9 Wanisha Smith vs. Holy Cross, 3-18-07
- 9 Alana Beard vs. Northwestern State, 3-21-04
- 9 Hilary Howard vs. Middle Tenn. St., 3-14-98

Steals

- 8 Chelsea Gray vs. St. John's, 3-24-12
- 7 Bridgette Mitchell vs. San Diego St., 3-27-10
- 7 Alana Beard vs. UW-Milwaukee, 3-17-01
- 6 Keturah Jackson vs. San Diego St., 3-27-10
- 6 Alana Beard vs. Texas, 3-23-02
- 5 Lexie Brown vs. Hampton, 3-18-17
- 5 Haley Peters vs. Winthrop, 3-22-14
- 5 Jasmine Thomas vs. San Diego St., 3-27-10
- 5 Wanisha Smith vs. Georgia, 3-26-05
- 5 Alana Beard vs. South Carolina, 3-25-02

Blocked Shots

- 9 Elizabeth Williams vs. Albany, 3-20-15
- 8 Alison Bales vs. Connecticut, 3-28-06
- 7 Elizabeth Williams vs. DePaul, 3-24-14
- 6 Alison Bales - four times - most recent vs. LSU, 4-2-06

Minutes Played

- 60 Jennifer Scanlon vs. Alabama, 3-18-95 (3OT)
- 57 Ali Day vs. Alabama, 3-18-95 (3OT)
- 56 Carey Kauffman vs. Alabama, 3-18-95 (3OT)
- 51 Kira Orr vs. Alabama, 3-18-95 (3OT)
- 40 six tied

Career

Points	G
1. 352 Alana Beard, 2001-04	17
2. 290 Monique Currie, 2002-06	19
3. 192 Jasmine Thomas, 2008-11	13
4. 186 Georgia Schweitzer, 1998-01	16
5. 185 Iciss Tillis, 2001-04	17
185 Tricia Liston, 2011-14	12
7. 171 Mistie Bass, 2003-06	19
8. 166 Alison Bales, 2004-07	15
9. 157 Elizabeth Williams, 2012-15	13
10. 150 Haley Peters, 2011-14	12

Field Goals Made

Field Goals Made	G
1. 130 Alana Beard, 2001-04	17
2. 94 Monique Currie, 2002-06	19
3. 73 Iciss Tillis, 2001-04	17
4. 70 Mistie Bass, 2003-06	19
5. 68 Jasmine Thomas, 2008-11	13
6. 65 Elizabeth Williams, 2012-15	13
7. 64 Haley Peters, 2011-14	14
8. 63 Alison Bales, 2004-07	15
63 Georgia Schweitzer, 1998-01	16
63 Tricia Liston, 2011-14	14

Three-Point Field Goals Made

Three-Point Field Goals Made	G
1. 27 Vicki Krapohl, 2001-04	16
2. 25 Tricia Liston, 2011-14	14
3. 23 Abby Waner, 2006-09	13
4. 20 Jessica Foley, 2003-06	17
5. 19 Jasmine Thomas, 2008-11	13
19 Georgia Schweitzer, 1998-01	16
7. 14 Iciss Tillis, 2001-04	17
8. 13 Hilary Howard, 1996-99	14
9. 11 Monique Currie, 2002-06	19
11 Krista Gingrich, 1998-02	15

Three-Point Field Goals Attempted

Three-Point Field Goals Attempted	G
1. 66 Abby Waner, 2006-09	13
2. 58 Georgia Schweitzer, 1998-01	16
3. 55 Jasmine Thomas, 2008-11	13
4. 53 Nicole Erickson, 1998-99	10
53 Tricia Liston, 2011-14	14
6. 51 Monique Currie, 2002-06	19
7. 50 Jessica Foley, 2003-06	17
8. 48 Iciss Tillis, 2001-04	17
9. 47 Vicki Krapohl, 2001-04	16
10. 44 Hilary Howard, 1996-99	14

Free Throws Made

Free Throws Made	G
1. 91 Monique Currie, 2002-06	19
2. 82 Alana Beard, 2001-04	17
3. 41 Georgia Schweitzer, 1998-01	16
4. 40 Alison Bales, 2004-07	15
5. 38 Sheana Mosch, 2000-03	16
6. 37 Jasmine Thomas, 2008-11	13
7. 36 Lauren Rice, 1996-00	15
8. 35 Lindsey Harding, 2003-07	18
9. 32 Karima Christmas, 2007-11	12
10. 31 Mistie Bass, 2003-06	19

Free Throws Attempted

Free Throws Attempted	G
1. 112 Monique Currie, 2002-06	19
2. 103 Alana Beard, 2001-04	17
3. 64 Georgia Schweitzer, 1998-01	16
4. 56 Alison Bales, 2004-07	15
5. 48 Elizabeth Williams, 2012-15	13
6. 46 Karima Christmas, 2007-11	12
46 Lauren Rice, 1996-00	15
46 Lindsey Harding, 2003-07	18
46 Mistie Bass, 2003-06	19
10. 45 Sheana Mosch, 2000-03	16

Rebounds

Rebounds	G
1. 123 Monique Currie, 2002-06	19
2. 119 Mistie Bass, 2003-06	19
3. 116 Chante Black, 2005-09	15
4. 109 Iciss Tillis, 2001-04	17
5. 103 Alana Beard, 2001-04	17
6. 98 Elizabeth Williams, 2012-15	13
7. 97 Haley Peters, 2011-14	14
8. 96 Alison Bales, 2004-07	15
9. 81 Lindsey Harding, 2003-07	18
10. 75 Georgia Schweitzer, 1998-01	16

Assists

Assists	G
1. 79 Lindsey Harding, 2003-07	18
2. 59 Monique Currie, 2002-06	19
3. 54 Alana Beard, 2001-04	17
4. 48 Wanisha Smith, 2005-08	16
5. 45 Jasmine Thomas, 2008-11	13
6. 40 Georgia Schweitzer, 1998-01	16
7. 34 Sheana Mosch, 2000-03	16
8. 33 Nicole Erickson, 1998-99	10
33 Alison Bales, 2004-07	15
10. 32 Chelsea Gray, 2010-14	8

Steals

Steals	G
1. 47 Alana Beard, 2001-04	17
2. 35 Lindsey Harding, 2003-07	18
3. 29 Iciss Tillis, 2001-04	17
4. 26 Chelsea Gray, 2010-14	8
26 Monique Currie, 2002-06	19
6. 25 Wanisha Smith, 2005-08	16
7. 24 Abby Waner, 2006-09	13
8. 23 Jasmine Thomas, 2008-11	13
9. 21 Georgia Schweitzer, 1998-01	16
10. 19 Hilary Howard, 1996-99	14

Blocks

Blocks	G
1. 62 Alison Bales, 2004-07	15
2. 44 Elizabeth Williams, 2012-15	13
3. 23 Alana Beard, 2001-04	17
4. 20 Chante Black, 2005-09	15
5. 19 Mistie Bass, 2003-06	19
6. 14 Iciss Tillis, 2001-04	17
7. 12 Krystal Thomas, 2008-11	13
8. 11 Michele Matyasovsky, 1999-03	16
9. 8 Bridgette Mitchell, 2006-10	11
8 Rochelle Parent, 1998-01	12

Games Played

1. 19 Mistie Bass, 2003-06
19 Monique Currie, 2002-06
3. 18 Lindsey Harding, 2003-07
4. 17 Jessica Foley, 2003-06
17 Alana Beard, 2001-04
17 Iciss Tillis, 2001-04
7. 16 Wanisha Smith, 2005-08
16 Vicki Krapohl, 2001-04
16 Sheana Mosch, 2000-03
16 Michele Matyasovsky, 1999-03
16 Rochelle Parent, 1998-01
16 Georgia Schweitzer, 1998-01

Games Started

1. 19 Monique Currie, 2002-06
2. 18 Lindsey Harding, 2003-07
3. 17 Alana Beard, 2001-04
4. 16 Wanisha Smith, 2005-08
5. 14 Mistie Bass, 2003-06
14 Iciss Tillis, 2001-04
14 Georgia Schweitzer, 1998-01
8. 13 Elizabeth Williams, 2012-15
13 Alison Bales, 2004-07
13 Michele Matyasovsky, 1999-03

[10/11] Duke 79, Holy Cross 51

1999 NCAA Tournament - First Round
March 13, 1999
Cameron Indoor Stadium - Durham, N.C.

Table with columns: Player, FG, 3FG, FT, REB, PF, TP, A, TO, B, S, Min. Rows include Holy Cross players (Ivan, O'Brien, Marcisin, Jutras, Kinne, Rotemich, Paukert, Abraham, Zawadzkas, Grace, Fabbre, O'Shaughnessy, TEAM) and Totals/Pct.

FG's (1st half: 13-25, 52.0; 2nd half: 7-30, 23.3)
3FG's (1st half: 5-10, 50.0; 2nd half: 1-12, 8.3)
FT's (1st half: 2-2, 100.0; 2nd half: 3-5, 60.0)

Table with columns: Player, FG, 3FG, FT, REB, PF, TP, A, TO, B, S, Min. Rows include Duke players (Browne, Van Gorp, Howard, Erickson, Schweitzer, Rice, Gingrich, Black, Parent, Medhanie, West, Hayes, Jones, TEAM) and Totals/Pct.

FG's (1st half: 17-32, 53.1; 2nd half: 14-26, 53.8)
3FG's (1st half: 2-7, 28.6; 2nd half: 3-7, 42.9)
FT's (1st half: 6-10, 60.0; 2nd half: 6-10, 60.0)

Officials: Bob Strong, Tom Danaher, Mary Day
Attendance: 3,023 • Technical Fouls: None

Score by Period table with columns: 1st, 2nd, Total. Rows: Holy Cross, Duke.

[10/11] Duke 66, St. Joseph's 60

1999 NCAA Tournament - Second Round
March 15, 1999
Cameron Indoor Stadium - Durham, N.C.

Table with columns: Player, FG, 3FG, FT, REB, PF, TP, A, TO, B, S, Min. Rows include St. Joseph's players (Coursey, Moran, Lichnerovac, Kulesa, Greenwell, Zampella, McGahan, Costello, Kuklova, TEAM) and Totals/Pct.

FG's (1st half: 12-30, 40.0; 2nd half: 11-23, 47.8)
3FG's (1st half: 3-10, 30.0; 2nd half: 4-9, 44.4)
FT's (1st half: 0-0, 0.0; 2nd half: 7-14, 50.0)

Table with columns: Player, FG, 3FG, FT, REB, PF, TP, A, TO, B, S, Min. Rows include Duke players (Browne, Schweitzer, Van Gorp, Howard, Erickson, Rice, Black, Gingrich, Parent, TEAM) and Totals/Pct.

FG's (1st half: 12-26, 46.2; 2nd half: 12-26, 46.2)
3FG's (1st half: 3-10, 30.0; 2nd half: 1-6, 16.7)
FT's (1st half: 2-2, 100.0; 2nd half: 12-21, 57.1)

Officials: Sue Kennedy, Bob Strong, Eddie Novak
Attendance: 2,402 • Technical Fouls: None

Score by Period table with columns: 1st, 2nd, Total. Rows: St. Joseph's, Duke.

[10/11] Duke 69, [2/2] Tennessee 63

1999 NCAA Tournament - Regional Final
March 22, 1999
Greensboro Coliseum - Greensboro, N.C.

Table with columns: Player, FG, 3FG, FT, REB, PF, TP, A, TO, B, S, Min. Rows include Duke players (Browne, Schweitzer, Van Gorp, Howard, Erickson, Black, Rice, Parent, TEAM) and Totals/Pct.

FG's (1st half: 15-25, 60.0; 2nd half: 6-25, 24.0)
3FG's (1st half: 3-7, 42.9; 2nd half: 2-8, 25.0)
FT's (1st half: 2-2, 100.0; 2nd half: 20-27, 74.1)

Table with columns: Player, FG, 3FG, FT, REB, PF, TP, A, TO, B, S, Min. Rows include Tennessee players (Holdslaw, Catchings, Snow, Jolly, Randall, Clement, Geter, Butts, TEAM) and Totals/Pct.

FG's (1st half: 11-35, 31.4; 2nd half: 15-34, 44.1)
3FG's (1st half: 1-2, 50.0; 2nd half: 2-8, 25.0)
FT's (1st half: 1-4, 25.0; 2nd half: 7-14, 50.0)

Officials: A. Bomengen, S. Kennedy, J. Whitson
Attendance: 12,235 • Technical Fouls: None

Score by Period table with columns: 1st, 2nd, Total. Rows: Duke, Tennessee.

[10/11] Duke 81, [12/12] Georgia 69

1999 NCAA Tournament - Final Four
March 26, 1999
San Jose Arena - San Jose, Calif.

Table with columns: Player, FG, 3FG, FT, REB, PF, TP, A, TO, B, S, Min. Rows include Duke players (Browne, Schweitzer, Van Gorp, Howard, Erickson, Black, Parent, Rice, TEAM) and Totals/Pct.

FG's (1st half: 16-31, 51.6; 2nd half: 12-24, 50.0)
3FG's (1st half: 5-9, 55.6; 2nd half: 4-7, 57.1)
FT's (1st half: 3-5, 60.0; 2nd half: 13-16, 81.3)

Table with columns: Player, FG, 3FG, FT, REB, PF, TP, A, TO, B, S, Min. Rows include Georgia players (Irwin-Osbolt, Ball, McDonald, K. Miller, C. Miller, Vishniakov, Nolan, Willis, Brown, Murphy, TEAM) and Totals/Pct.

FG's (1st half: 16-30, 53.3; 2nd half: 14-38, 36.8)
3FG's (1st half: 2-3, 66.7; 2nd half: 2-8, 25.0)
FT's (1st half: 0-1, 0.0; 2nd half: 5-9, 55.6)

Officials: Scott Yarbrough, K. Balque-Moreno, Dennis DeMayo
Attendance: 17,238 • Technical Fouls: None

Score by Period table with columns: 1st, 2nd, Total. Rows: Georgia, Duke.

[10/11] Duke 76, [5/5] Old Dominion 63

1999 NCAA Tournament - Regional Semifinal
March 20, 1999
Greensboro Coliseum - Greensboro, N.C.

Table with columns: Player, FG, 3FG, FT, REB, PF, TP, A, TO, B, S, Min. Rows include Duke players (Browne, Schweitzer, Van Gorp, Howard, Erickson, Rice, Black, Parent, Gingrich, Medhanie, TEAM) and Totals/Pct.

FG's (1st half: 13-22, 59.1; 2nd half: 12-22, 54.5)
3FG's (1st half: 1-3, 33.3; 2nd half: 4-8, 50.0)
FT's (1st half: 8-10, 80.0; 2nd half: 13-14, 92.9)

Table with columns: Player, FG, 3FG, FT, REB, PF, TP, A, TO, B, S, Min. Rows include Old Dominion players (Andrade, Maiga, Berthieu, Francis, Diaz, Eblin, Thompson, Levens, Williams, Bellinghausen, TEAM) and Totals/Pct.

FG's (1st half: 11-31, 35.5; 2nd half: 12-24, 50.0)
3FG's (1st half: 1-11, 9.1; 2nd half: 0-3, 0.0)
FT's (1st half: 8-11, 72.7; 2nd half: 8-12, 66.7)

Officials: D. DeMayo, L. Newton, D. Stewart
Attendance: 12,200 • Technical Fouls: None

Score by Period table with columns: 1st, 2nd, Total. Rows: Duke, Old Dominion.

[1/1] Purdue 62, [10/11] Duke 45

1999 NCAA Tournament - Championship Game
March 28, 1999
San Jose Arena - San Jose, Calif.

Table with columns: Player, FG, 3FG, FT, REB, PF, TP, A, TO, B, S, Min. Rows include Duke players (Browne, Schweitzer, Van Gorp, Howard, Erickson, Parent, Rice, Black, Gingrich, TEAM) and Totals/Pct.

FG's (1st half: 9-23, 39.1; 2nd half: 9-32, 28.1)
3FG's (1st half: 2-8, 25.0; 2nd half: 3-13, 23.1)
FT's (1st half: 2-2, 100.0; 2nd half: 2-4, 50.0)

Table with columns: Player, FG, 3FG, FT, REB, PF, TP, A, TO, B, S, Min. Rows include Purdue players (White-McCarthy, Duhart, Cooper, Figgs, Douglas, Crawford, Young, Komara, TEAM) and Totals/Pct.

FG's (1st half: 8-28, 28.6; 2nd half: 13/27, 48.1)
3FG's (1st half: 0-6, 0.0; 2nd half: 1-7, 14.3)
FT's (1st half: 4-6, 16.7; 2nd half: 18-22, 81.8)

Officials: Bob Trammell, Melissa Barlow, Teresa Dahlem
Attendance: 17,773 • Technical Fouls: None

Score by Period table with columns: 1st, 2nd, Total. Rows: Purdue, Duke.

[10/7] Duke 71, Campbell 42

2000 NCAA Tournament - First Round
March 18, 2000
Cameron Indoor Stadium - Durham, N.C.

	FG	3FG	FT	REB	PF	TP	A TO	B	S	Min
Campbell	14-51	4-16	10-22	13-21	31	18	42	8	26	0 5 200
Pct.	.275	.250	.455	DB:6						

FG's (1st half: 5-25, 20.0; 2nd half: 9-26, 34.6)
3FG's (1st half: 2-8, 25.0; 2nd half: 2-8, 25.0)
FT's (1st half: 2-9, 22.2; 2nd half: 8-13, 61.5)

	FG	3FG	FT	REB	PF	TP	A TO	B	S	Min
Duke	25-55	8-18	13-17	8-31	39	21	71	21	20	4 16 200
Pct.	.455	.444	.765	DB:4						

FG's (1st half: 13-32, 40.6; 2nd half: 12-23, 52.2)
3FG's (1st half: 6-13, 46.2; 2nd half: 2-5, 40.0)
FT's (1st half: 4-6, 66.7; 2nd half: 9-11, 81.8)

Officials: Dennis DeMayo, Scotty Hermann
Attendance: 5,123 • Technical Fouls: None

Score by Period	1st	2nd	Total
Campbell	14	28	42
Duke	36	35	71

[10/7] Duke 90, Western Kentucky 70

2000 NCAA Tournament - Second Round
March 20, 2000
Cameron Indoor Stadium - Durham, N.C.

	FG	3FG	FT	REB	PF	TP	A TO	B	S	Min
W. Kentucky	26-62	3-17	15-17	14-16	20	70	12	10	1	3 200
Pct.	.419	.176	.882	DB:3						

FG's (1st half: 13-24, 38.2; 2nd half: 13-28, 46.4)
3FG's (1st half: 3-8, 25.0; 2nd half: 1-9, 11.1)
FT's (1st half: 4-4, 1.000; 2nd half: 11-13, 84.6)

	FG	3FG	FT	REB	PF	TP	A TO	B	S	Min
Duke	29-67	6-21	26-60	22-24	15	90	14	9	2	5 200
Pct.	.433	.286	.867	DB:3						

FG's (1st half: 16-35, 45.7; 2nd half: 13-32, 40.6)
3FG's (1st half: 2-8, 25.0; 2nd half: 4-13, 30.8)
FT's (1st half: 4-4, 1.000; 2nd half: 22-26, 84.6)

Officials: Dennis DeMayo, Lisa Mattingly, Scotty Hermann
Attendance: 5,318 • Technical Fouls: None

Score by Period	1st	2nd	Total
Western Kentucky	32	38	70
Duke	38	52	90

[15/12] LSU 79, [10/7] Duke 66

2000 NCAA Tournament - Regional Semifinal
March 25, 2000
Alltel Pavilion - Richmond, Va.

	FG	3FG	FT	REB	PF	TP	A TO	B	S	Min
LSU	30-54	3-9	16-20	12-24	36	15	79	22	11	5 6 200
Pct.	.556	.333	.800	DB:1						

FG's (1st half: 13-24, 54.2; 2nd half: 17-30, 56.7)
3FG's (1st half: 3-5, 60.0; 2nd half: 0-4, 0.0)
FT's (1st half: 1-1, 1.000; 2nd half: 15-19, 78.9)

	FG	3FG	FT	REB	PF	TP	A TO	B	S	Min
Duke	25-67	5-21	11-14	21-15	36	18	66	14	8	0 5 200
Pct.	.373	.238	.786	DB:0						

FG's (1st half: 12-34, 35.3; 2nd half: 13-33, 39.4)
3FG's (1st half: 2-11, 18.2; 2nd half: 3-10, 30.0)
FT's (1st half: 5-6, 83.3; 2nd half: 6-8, 75.0)

Officials: Melissa Barlow, Judy Stroud, Randy Campbell (Tom Danaher)
Attendance: 5,706 • Technical Fouls: None

Score by Period	1st	2nd	Total
LSU	30	49	79
Duke	31	35	66

[5/5] Duke 96, UW-Milwaukee 63

2001 NCAA Tournament - First Round
March 17, 2001
Cameron Indoor Stadium - Durham, N.C.

	FG	3FG	FT	REB	PF	TP	A TO	B	S	Min
UW-Mil	20-63	8-22	15-19	14-15	29	15	63	12	23	1 14 200
Pct.	31.7	36.4	78.9	DB:2						

FG's (1st half: 10-33, 30.3; 2nd half: 10-30, 33.3)
3FG's (1st half: 3-12, 25.0; 2nd half: 5-10, 50.0)
FT's (1st half: 5-5, 100.0; 2nd half: 10-14, 71.4)

	FG	3FG	FT	REB	PF	TP	A TO	B	S	Min
Duke	40-62	5-11	11-14	9-30	39	15	96	21	20	8 14 200
Pct.	64.5	45.5	78.6	DB:1.1						

FG's (1st half: 19-31, 61.3; 2nd half: 21-31, 67.7)
3FG's (1st half: 4-8, 50.0; 2nd half: 1-3, 33.3)
FT's (1st half: 3-4, 75.0; 2nd half: 8-10, 80.0)

Officials: Randy Campbell, Denise Brooks, Connie Pardue
Attendance: 4,438 • Technical Fouls: None

Score by Period	1st	2nd	Total
UW-Milwaukee	28	35	63
Duke	45	51	96

[5/5] Duke 75, Arkansas 54

2001 NCAA Tournament - Second Round
March 19, 2001
Cameron Indoor Stadium - Durham, N.C.

	FG	3FG	FT	REB	PF	TP	A TO	B	S	Min
Arkansas	19-57	7-18	9-15	11-23	34	16	54	9	19	5 6 200
Pct.	33.3	38.9	60.0	DB:4.1						

FG's (1st half: 10-29, 34.5; 2nd half: 9-28, 32.1)
3FG's (1st half: 4-8, 50.0; 2nd half: 3-10, 30.0)
FT's (1st half: 5-8, 62.5; 2nd half: 4-7, 57.1)

	FG	3FG	FT	REB	PF	TP	A TO	B	S	Min
Duke	30-62	3-11	12-17	11-29	40	14	75	18	13	6 12 200
Pct.	48.4	27.3	70.6	DB:2						

FG's (1st half: 16-33, 48.5; 2nd half: 14-29, 48.3)
3FG's (1st half: 1-5, 20.0; 2nd half: 2-6, 33.3)
FT's (1st half: 3-5, 60.0; 2nd half: 9-12, 75.0)

Officials: Randy Campbell, Ron Dressander, Connie Pardue
Attendance: 6,023 • Technical Fouls: None

Score by Period	1st	2nd	Total
Arkansas	29	25	54
Duke	36	39	75

[5/5] Duke 71, [15/15] SW Missouri St. 81

2001 NCAA Tournament - Regional Semifinal
March 24, 2001
Spokane Arena - Spokane, Wash.

	FG	3FG	FT	REB	PF	TP	A TO	B	S	Min
SW MO State	28-56	4-9	21-30	11-30	41	19	81	13	22	0 6 200
Pct.	50.0	44.4	70.0	DB:4						

FG's (1st half: 14-26, 53.8; 2nd half: 14-30, 46.7)
3FG's (1st half: 2-4, 50.0; 2nd half: 2-5, 40.0)
FT's (1st half: 6-9, 66.7; 2nd half: 15-21, 71.4)

	FG	3FG	FT	REB	PF	TP	A TO	B	S	Min
Duke	25-62	3-19	18-22	11-22	33	21	71	10	21	4 11 200
Pct.	40.3	15.8	81.8	DB:0						

FG's (1st half: 12-30, 40.0; 2nd half: 9-31, 29.0)
3FG's (1st half: 3-10, 30.0; 2nd half: 3-8, 37.5)
FT's (1st half: 4-6, 66.7; 2nd half: 14-17, 82.4)

Officials: Bob Trammell, Eric Larson, Judy Stroud
Attendance: 10,941 • Technical Fouls: None

Score by Period	1st	2nd	Total
Southwest Missouri State	36	45	81
Duke	42	29	71

[3/3] Duke 95, Norfolk State 48

2002 NCAA Tournament - First Round
March 15, 2002
Cameron Indoor Stadium - Durham, N.C.

Boxscore table for Duke vs Norfolk State, including player stats (Norfolk St., Newman, Taylor, etc.) and team totals.

FG's (1st half: 7-38, 18.4 ; 2nd half: 12-27, 44.4)
3FG's (1st half: 1-10, 10.0; 2nd half: 2-7, 28.6)
FT's (1st half: 2-3, 66.7; 2nd half: 5-6, 83.3)

DUKE team boxscore table with columns for FG, 3FG, FT, REB, PF, TP, A TO, B, S, Min and Totals.

FG's (1st half: 14-29, 48.3 ; 2nd half: 20-28, 71.4)
3FG's (1st half: 4-12, 33.3; 2nd half: 7-11, 63.6)
FT's (1st half: 11-16, 68.8; 2nd half: 5-6, 83.3)

Officials: David Stewart, Marty Novitch, Denise Brooks-Clausner
Attendance: 6,004 • Technical Fouls: None

Score by Period table for Duke vs Norfolk State showing 1st, 2nd, and Total scores.

[3/3] Duke 76, [--/25] TCU 66

2002 NCAA Tournament - Second Round
March 17, 2002
Cameron Indoor Stadium - Durham, N.C.

Boxscore table for Duke vs TCU, including player stats (TCU: Evans, Safarivota, Irvin, etc.) and team totals.

FG's (1st half: 9-24, 37.5; 2nd half: 15-34, 44.1)
3FG's (1st half: 4-10, 40.0; 2nd half: 7-14, 50.0)
FT's (1st half: 1-5, 20.0; 2nd half: 6-7, 85.7)

DUKE team boxscore table with columns for FG, 3FG, FT, REB, PF, TP, A TO, B, S, Min and Totals.

FG's (1st half: 13-29, 44.8; 2nd half: 13-28, 46.4)
3FG's (1st half: 3-6, 50.0; 2nd half: 2-9, 22.2)
FT's (1st half: 5-6, 83.3; 2nd half: 14-19, 73.7)

Officials: Scott Yarbrough, David Stewart, Robyn Ensminger
Attendance: 4,794 • Technical Fouls: None

Score by Period table for Duke vs TCU showing 1st, 2nd, and Total scores.

[3/3] Duke 62, [14/14] Texas 46

2002 NCAA Tournament - Regional Semifinal
March 23, 2002
ESA - Raleigh, N.C.

Boxscore table for Duke vs Texas, including player stats (Texas: Schreiber, Hastings, Stephens, etc.) and team totals.

FG's (1st half: 7-27, 25.9; 2nd half: 14-30, 46.7)
3FG's (1st half: 0-3, 0.0; 2nd half: 1-5, 20.0)
FT's (1st half: 2-3, 66.7; 2nd half: 1-1, 100.0)

DUKE team boxscore table with columns for FG, 3FG, FT, REB, PF, TP, A TO, B, S, Min and Totals.

FG's (1st half: 10-30, 33.3; 2nd half: 10-27, 37.0)
3FG's (1st half: 4-7, 57.1; 2nd half: 2-7, 28.6)
FT's (1st half: 4-6, 66.7; 2nd half: 12-16, 75.0)

Officials: Nan Sisk, Art Bomengen, Terri Maddock
Attendance: 4,613 • Technical Fouls: Stacy Stephens (Texas)

Score by Period table for Duke vs Texas showing 1st, 2nd, and Total scores.

[3/3] Duke 77, [13/13] South Carolina 68

2002 NCAA Tournament - Regional Final
March 25, 2002
ESA - Raleigh, N.C.

Boxscore table for Duke vs South Carolina, including player stats (South Carolina: Geter, Penn, Ujehlyi, etc.) and team totals.

FG's (1st half: 11-32, 34.4; 2nd half: 19-36, 52.8)
3FG's (1st half: 0-4, 0.0; 2nd half: 4-6, 66.7)
FT's (1st half: 0-0, 0.0; 2nd half: 4-6, 66.7)

DUKE team boxscore table with columns for FG, 3FG, FT, REB, PF, TP, A TO, B, S, Min and Totals.

FG's (1st half: 16-34, 47.1; 2nd half: 12-24, 50.0)
3FG's (1st half: 0-4, 0.0; 2nd half: 3-6, 50.0)
FT's (1st half: 3-5, 60.0; 2nd half: 15-19, 78.9)

Officials: Bill Titus, Angie Lewis, Eric Larson
Attendance: 8,107 • Technical Fouls: None

Score by Period table for Duke vs South Carolina showing 1st, 2nd, and Total scores.

[2/2] Oklahoma 86, [3/3] Duke 71

2002 NCAA Tournament - Final Four
March 29, 2002
Alamodome - San Antonio, Texas

Boxscore table for Oklahoma vs Duke, including player stats (Oklahoma: Hill, Dales, Talbert, etc.) and team totals.

FG's (1st half: 10-35, 28.6 ; 2nd half: 18-38, 47.4)
3FG's (1st half: 1-8, 12.5; 2nd half: 3-12, 25.0)
FT's (1st half: 7-8, 87.5; 2nd half: 4-6, 66.7)

DUKE team boxscore table with columns for FG, 3FG, FT, REB, PF, TP, A TO, B, S, Min and Totals.

FG's (1st half: 13-33, 39.4; 2nd half: 15-28, 53.6)
3FG's (1st half: 4-14, 28.6; 2nd half: 5-12, 41.7)
FT's (1st half: 10-11, 90.9; 2nd half: 11-13, 84.6)

Officials: Dennis DeMayo, Barb Smith, Bryan Enterline
Attendance: 29,619 • Technical Fouls: None

Score by Period table for Duke vs Oklahoma showing 1st, 2nd, and Total scores.

[2/1] Duke 66, Georgia State 48

2003 NCAA Tournament - First Round
March 23, 2003
Reynolds Coliseum - Raleigh, N.C.

Boxscore table for Duke vs Georgia State, including player stats (Georgia St.: Thomas, Coates, Rogers, etc.) and team totals.

FG's (1st half: 11-24, 45.8; 2nd half: 9-22, 40.9)
3FG's (1st half: 4-6, 66.7; 2nd half: 2-5, 40.0)
FT's (1st half: 1-2, 50.0; 2nd half: 1-2, 50.0)

DUKE team boxscore table with columns for FG, 3FG, FT, REB, PF, TP, A TO, B, S, Min and Totals.

FG's (1st half: 12-30, 40.0; 2nd half: 9-31, 29.0)
3FG's (1st half: 3-10, 30.0; 2nd half: 3-8, 37.5)
FT's (1st half: 4-6, 66.7; 2nd half: 14-17, 82.4)

Officials: Jeff Caudle, Gator Parrish, Mazetta Garrett
Attendance: 5,167 • Technical Fouls: None

Score by Period table for Duke vs Georgia State showing 1st, 2nd, and Total scores.

[2/1] Duke 65, Utah 54

2003 NCAA Tournament - Second Round
March 25, 2003
Reynolds Coliseum - Raleigh, N.C.

Table with columns: Player, FG, 3FG, FT, REB, PF, TP, A, TO, B, S, Min. Rows include Utah players (Smith, Marshall, Little, Thorburn, Stireman, Wobbe, Wood, Sitterud, TEAM) and Totals/Pct.

FG's (1st half: 10-21, 47.6; 2nd half: 10-27, 37.0)
3FG's (1st half: 5-8, 62.5; 2nd half: 2-12, 16.7)
FT's (1st half: 0-0, 0.0; 2nd half: 7-10, 70.0)

DUKE box score table with columns: Player, FG, 3FG, FT, REB, PF, TP, A, TO, B, S, Min. Rows include Duke players (Tillis, Matyasovsky, Harding, Krapohl, Beard, Bass, Mosch, Foley, Whitley, TEAM) and Totals/Pct.

FG's (1st half: 12-28, 42.9; 2nd half: 13-27, 48.1)
3FG's (1st half: 5-11, 45.5; 2nd half: 1-3, 33.3)
FT's (1st half: 4-5, 80.0; 2nd half: 5-9, 55.6)

Officials: Tina Napier, Jeff Caudle, Gator Parrish
Attendance: 5,073 • Technical Fouls: None

Score by Period table with columns: Period, 1st, 2nd, Total. Rows for Utah and Duke.

[2/1] Duke 66, [19/20] Georgia 63

2003 NCAA Tournament - Regional Semifinal
March 29, 2003
The Pit/Bob King Court - Albuquerque, N.M.

Georgia box score table with columns: Player, FG, 3FG, FT, REB, PF, TP, A, TO, B, S, Min. Rows include Georgia players (Lycett, Driskell, Thomas, Taylor, Kendrick, Pierce, Frye, Felder, TEAM) and Totals/Pct.

FG's (1st half: 12-27, 44.4; 2nd half: 13-29, 50.0)
3FG's (1st half: 4-10, 40.0; 2nd half: 1-7, 14.3)
FT's (1st half: 4-5, 80.0; 2nd half: 4-5, 80.0)

DUKE box score table with columns: Player, FG, 3FG, FT, REB, PF, TP, A, TO, B, S, Min. Rows include Duke players (Tillis, Matyasovsky, Harding, Krapohl, Beard, Bass, Mosch, Foley, Whitley, TEAM) and Totals/Pct.

FG's (1st half: 10-31, 32.3; 2nd half: 16-32, 50.0)
3FG's (1st half: 5-17, 29.4; 2nd half: 4-8, 50.0)
FT's (1st half: 3-4, 75.0; 2nd half: 2-2, 100.0)

Officials: Joe Cunningham, Art Bomengen, Teresa Dahlem
Attendance: 16,182 • Technical Fouls: None

Score by Period table with columns: Period, 1st, 2nd, Total. Rows for Georgia and Duke.

[2/1] Duke 57, [7/8] Texas Tech 51

2003 NCAA Tournament - Regional Final
March 31, 2003
The Pit/Bob King Court - Albuquerque, N.M.

Texas Tech box score table with columns: Player, FG, 3FG, FT, REB, PF, TP, A, TO, B, S, Min. Rows include Texas Tech players (Pierson, Ayers, Grant, Perkins, Ritchie, Greenwalt, Jackson, Clark, TEAM) and Totals/Pct.

FG's (1st half: 8-31, 25.8; 2nd half: 14-33, 42.4)
3FG's (1st half: 1-2, 50.0; 2nd half: 0-1, 0.0)
FT's (1st half: 4-4, 100.0; 2nd half: 2-7, 28.6)

DUKE box score table with columns: Player, FG, 3FG, FT, REB, PF, TP, A, TO, B, S, Min. Rows include Duke players (Tillis, Matyasovsky, Harding, Krapohl, Beard, Bass, Mosch, Smith, Foley, Whitley, TEAM) and Totals/Pct.

FG's (1st half: 9-26, 34.6; 2nd half: 10-26, 38.5)
3FG's (1st half: 0-3, 0.0; 2nd half: 1-4, 25.0)
FT's (1st half: 8-10, 80.0; 2nd half: 10-11, 90.9)

Officials: Scott Yarbrough, Bonita Spence, Randy Campbell
Attendance: 12,413 • Technical Fouls: None

Score by Period table with columns: Period, 1st, 2nd, Total. Rows for Texas Tech and Duke.

[4/4] Tennessee 66, [2/1] Duke 56

2003 NCAA Tournament - Final Four
April 6, 2003
Georgia Dome - Atlanta, Ga.

Tennessee box score table with columns: Player, FG, 3FG, FT, REB, PF, TP, A, TO, B, S, Min. Rows include Tennessee players (Butts, Jackson, Lawson, Moore, Ely, Davis, Zollman, Jackson, Robinson, TEAM) and Totals/Pct.

FG's (1st half: 13-34, 38.2; 2nd half: 11-23, 47.8)
3FG's (1st half: 0-6, 0.0; 2nd half: 1-3, 33.3)
FT's (1st half: 1-2, 50.0; 2nd half: 16-19, 84.2)

DUKE box score table with columns: Player, FG, 3FG, FT, REB, PF, TP, A, TO, B, S, Min. Rows include Duke players (Tillis, Matyasovsky, Harding, Krapohl, Beard, Bass, Mosch, Foley, Whitley, TEAM) and Totals/Pct.

FG's (1st half: 12-29, 41.4; 2nd half: 12-32, 37.5)
3FG's (1st half: 2-4, 50.0; 2nd half: 1-5, 20.0)
FT's (1st half: 3-3, 100.0; 2nd half: 2-3, 66.7)

Officials: Scott Yarbrough, Sally Bell, Joe Cunningham
Attendance: 28,210 • Technical Fouls: None

Score by Period table with columns: Period, 1st, 2nd, Total. Rows for Tennessee and Duke.

[1/1] Duke 103, Northwestern State 51

2004 NCAA Tournament - First Round
March 21, 2004
Cameron Indoor Stadium - Durham, N.C.

NW State box score table with columns: Player, FG, 3FG, FT, REB, PF, TP, A, TO, B, S, Min. Rows include NW State players (Swanigan, Bennett, Sparkman, Dobin, Cosby, Tallant, Perry, Milliner, Jones, TEAM) and Totals/Pct.

FG's (1st half: 9-32, 28.1; 2nd half: 8-28, 28.6)
3FG's (1st half: 3-6, 50.0; 2nd half: 0-1, 0.0)
FT's (1st half: 2-4, 50.0; 2nd half: 12-15, 80.0)

DUKE box score table with columns: Player, FG, 3FG, FT, REB, PF, TP, A, TO, B, S, Min. Rows include Duke players (Currie, Tillis, Bass, Harding, Beard, Krapohl, Morgan, Marsh, Foley, Bales, TEAM) and Totals/Pct.

FG's (1st half: 19-40, 47.5; 2nd half: 18-35, 51.4)
3FG's (1st half: 4-15, 26.7; 2nd half: 6-14, 42.9)
FT's (1st half: 9-16, 56.3; 2nd half: 10-14, 71.4)

Officials: Bryan Brunette, Yvette McKinney, Jack Plunkett
Attendance: 6,504 • Technical Fouls: None

Score by Period table with columns: Period, 1st, 2nd, Total. Rows for Northwestern State and Duke.

[1/1] Duke 76, Marquette 67

2004 NCAA Tournament - Second Round
March 23, 2004
Cameron Indoor Stadium - Durham, N.C.

Marquette box score table with columns: Player, FG, 3FG, FT, REB, PF, TP, A, TO, B, S, Min. Rows include Marquette players (Kamm, Weaver, Quaye, Kieger, Schwerman, O'Grady, Osagie, Juedes, McCullough, Shouse, TEAM) and Totals/Pct.

FG's (1st half: 11-32, 34.4; 2nd half: 12-29, 41.4)
3FG's (1st half: 3-9, 33.3; 2nd half: 2-10, 20.0)
FT's (1st half: 3-4, 75.0; 2nd half: 13-15, 86.7)

DUKE box score table with columns: Player, FG, 3FG, FT, REB, PF, TP, A, TO, B, S, Min. Rows include Duke players (Currie, Tillis, Bass, Harding, Beard, Krapohl, Foley, Bales, Hunter, TEAM) and Totals/Pct.

FG's (1st half: 17-32, 53.1; 2nd half: 12-24, 50.0)
3FG's (1st half: 2-8, 25.0; 2nd half: 2-5, 40.0)
FT's (1st half: 3-4, 75.0; 2nd half: 11-11, 100.0)

Officials: Arthur Bomengen, Yvette McKinney, Gator Parrish
Attendance: 6,914 • Technical Fouls: None

Score by Period table with columns: Period, 1st, 2nd, Total. Rows for Marquette and Duke.

[1/1] Duke 63, [7/5] Louisiana Tech 49

2004 NCAA Tournament - Regional Semifinal
March 28, 2004
Constant Center - Norfolk, Va.

Box score table for Duke vs Louisiana Tech, March 28, 2004. Columns include player name, FG, 3FG, FT, REB, PF, TP, A TO, B, S, Min. Duke totals: 20-66, 2-11, 7-12, 17-26-43, 15, 49, 10, 14, 1, 5, 200. Pct. 30.3, 18.2, 58.3, DB: 3.

FG's (1st half: 10-29, 34.5; 2nd half: 10-37, 27.0)
3FG's (1st half: 1-4, 25.0; 2nd half: 1-7, 14.3)
FT's (1st half: 2-4, 50.0; 2nd half: 5-8, 62.5)

Summary box score table for Duke vs Louisiana Tech. Columns include DUKE, FG, 3FG, FT, REB, PF, TP, A TO, B, S, Min. Duke totals: 22-57, 4-17, 15-16, 10-31-41, 15, 63, 11, 15, 11, 8, 200. Pct. 38.6, 23.5, 93.8, DB: 0.

FG's (1st half: 10-28, 35.7; 2nd half: 12-29, 41.4)
3FG's (1st half: 2-9, 22.2; 2nd half: 2-8, 25.0)
FT's (1st half: 4-4, 100.0; 2nd half: 11-12, 91.7)

Officials: Dennis DeMayo, Greg Small, Angie Lewis
Attendance: 7,703 • Technical Fouls: None

Score by Period table for Duke vs Louisiana Tech. Columns: 1st, 2nd, Total. Louisiana Tech: 23, 26, 49. Duke: 26, 37, 63.

[24/22] Minnesota 82, [1/1] Duke 75

2004 NCAA Tournament - Regional Final
March 30, 2004
Constant Center - Norfolk, Va.

Box score table for Minnesota vs Duke, March 30, 2004. Columns include player name, FG, 3FG, FT, REB, PF, TP, A TO, B, S, Min. Minnesota totals: 26-55, 6-15, 24-30, 9-31-40, 20, 82, 15, 16, 0, 6, 200. Pct. 47.3, 40.0, 80.0, DB: 2.

FG's (1st half: 13-26, 50.0; 2nd half: 13-29, 44.8)
3FG's (1st half: 3-8, 37.5; 2nd half: 3-7, 42.9)
FT's (1st half: 4-5, 80.0; 2nd half: 20-25, 80.0)

Summary box score table for Minnesota vs Duke. Columns include DUKE, FG, 3FG, FT, REB, PF, TP, A TO, B, S, Min. Minnesota totals: 25-57, 2-9, 23-31, 5-24-29, 23, 75, 10, 10, 6, 7, 200. Pct. 43.9, 22.2, 74.2, DB: 4.

FG's (1st half: 8-29, 27.6; 2nd half: 17-28, 60.7)
3FG's (1st half: 0-2, 0.0; 2nd half: 2-7, 28.6)
FT's (1st half: 10-14, 71.4; 2nd half: 13-17, 76.5)

Officials: Bryan Enterline, Lisa Jones, Eric Brewton
Attendance: 7,860 • Technical Fouls: None

Score by Period table for Minnesota vs Duke. Columns: 1st, 2nd, Total. Minnesota: 33, 49, 82. Duke: 26, 49, 75.

[7/8] Duke 80, Canisius 48

2005 NCAA Tournament - Second Round
March 20, 2005
Dean E. Smith Center - Chapel Hill, N.C.

Box score table for Duke vs Canisius, March 20, 2005. Columns include player name, FG, 3FG, FT, REB, PF, TP, A TO, B, S, Min. Duke totals: 16-63, 5-23, 11-18, 13-17-30, 18, 48, 9, 9, 1, 8, 200. Pct. 25.4, 21.7, 61.1, DB: 3.

FG's (1st half: 10-34, 29.4; 2nd half: 6-29, 20.7)
3FG's (1st half: 2-13, 15.4; 2nd half: 3-10, 30.0)
FT's (1st half: 2-3, 66.7; 2nd half: 9-15, 60.0)

Summary box score table for Duke vs Canisius. Columns include DUKE, FG, 3FG, FT, REB, PF, TP, A TO, B, S, Min. Duke totals: 34-63, 1-6, 11-18, 17-36-53, 15, 80, 26, 14, 10, 8, 200. Pct. 54.0, 16.7, 61.1.

FG's (1st half: 17-30, 56.7; 2nd half: 17-33, 51.5)
3FG's (1st half: 1-3, 33.3; 2nd half: 0-3, 0.0)
FT's (1st half: 6-7, 85.7; 2nd half: 5-11, 45.5)

Officials: Greg Small, Robert Strong, Lolly Saenz
Attendance: 2,511 • Technical Fouls: None

Score by Period table for Duke vs Canisius. Columns: 1st, 2nd, Total. Canisius: 24, 24, 48. Duke: 41, 39, 80.

[7/8] Duke 70, [25/--] Boston College 65

2005 NCAA Tournament - Second Round
March 22, 2005
Dean E. Smith Center - Chapel Hill, N.C.

Box score table for Duke vs Boston College, March 22, 2005. Columns include player name, FG, 3FG, FT, REB, PF, TP, A TO, B, S, Min. Duke totals: 28-56, 7-14, 2-6, 9-22-31, 17, 65, 15, 16, 4, 7, 200. Pct. 50.0, 50.0, 33.3.

FG's (1st half: 14-30, 46.7; 2nd half: 14-26, 53.8)
3FG's (1st half: 2-6, 33.3; 2nd half: 5-8, 62.5)
FT's (1st half: 0-2, 0.0; 2nd half: 2-4, 50.0)

Summary box score table for Duke vs Boston College. Columns include DUKE, FG, 3FG, FT, REB, PF, TP, A TO, B, S, Min. Duke totals: 25-60, 3-7, 17-22, 16-21-37, 12, 70, 12, 12, 7, 8, 200. Pct. 41.7, 42.9, 77.3, DB: 2.

FG's (1st half: 15-28, 53.6; 2nd half: 10-32, 31.3)
3FG's (1st half: 3-5, 60.0; 2nd half: 0-2, 0.0)
FT's (1st half: 3-3, 100.0; 2nd half: 14-19, 73.7)

Officials: Melissa Barlow, Clarke Stevens, Carla Fujimoto
Attendance: 3,666 • Technical Fouls: None

Score by Period table for Duke vs Boston College. Columns: 1st, 2nd, Total. Boston College: 30, 35, 65. Duke: 36, 34, 70.

[7/8] Duke 63, [20/20] Georgia 57

2005 NCAA Tournament - Regional Semifinal
March 26, 2005
The McKenzie Arena - Chattanooga, Tenn.

Box score table for Duke vs Georgia, March 26, 2005. Columns include player name, FG, 3FG, FT, REB, PF, TP, A TO, B, S, Min. Duke totals: 20-57, 7-21, 10-15, 9-23-32, 19, 57, 5, 14, 3, 7, 200. Pct. 35.1, 33.3, 66.7, DB: 2.

FG's (1st half: 8-22, 36.4; 2nd half: 12-35, 34.3)
3FG's (1st half: 3-8, 37.5; 2nd half: 4-13, 30.8)
FT's (1st half: 4-6, 66.7; 2nd half: 6-9, 66.7)

Summary box score table for Duke vs Georgia. Columns include DUKE, FG, 3FG, FT, REB, PF, TP, A TO, B, S, Min. Duke totals: 22-56, 2-4, 17-20, 14-31-45, 19, 63, 10, 17, 5, 8, 201. Pct. 39.3, 50.0, 85.0, DB: 0.

FG's (1st half: 10-31, 32.3; 2nd half: 12-25, 48.0)
3FG's (1st half: 1-2, 50.0; 2nd half: 1-2, 50.0)
FT's (1st half: 6-7, 85.7; 2nd half: 11-13, 84.6)

Officials: Joe Cunningham, Eric Lawson, Charles Gonzalez
Attendance: 5,702 • Technical Fouls: None

Score by Period table for Duke vs Georgia. Columns: 1st, 2nd, Total. Georgia: 23, 34, 57. Duke: 27, 36, 63.

[2/4] Louisiana State 59, [7/8] Duke 49

2005 NCAA Tournament - Regional Final
March 28, 2005
The McKenzie Arena - Chattanooga, Tenn.

Box score table for Louisiana State vs Duke, March 28, 2005. Columns include player name, FG, 3FG, FT, REB, PF, TP, A TO, B, S, Min. Duke totals: 19-50, 2-13, 9-11, 6-21-27, 20, 49, 11, 19, 4, 12, 200. Pct. 38.0, 15.4, 81.8, DB: 1.

FG's (1st half: 12-23, 52.2; 2nd half: 7-27, 25.9)
3FG's (1st half: 0-2, 0.0; 2nd half: 2-11, 18.2)
FT's (1st half: 6-6, 100.0; 2nd half: 3-5, 60.0)

Summary box score table for Louisiana State vs Duke. Columns include LSU, FG, 3FG, FT, REB, PF, TP, A TO, B, S, Min. Duke totals: 23-55, 1-4, 12-20, 16-26-42, 14, 59, 13, 18, 3, 11, 200. Pct. 41.8, 25.0, 60.0, DB: 3.

FG's (1st half: 13-28, 46.4; 2nd half: 10-27, 37.0)
3FG's (1st half: 1-2, 50.0; 2nd half: 0-2, 0.0)
FT's (1st half: 3-7, 42.9; 2nd half: 9-13, 69.2)

Officials: Robert Trammell, Cameron Inouye, Scott Yarbrough
Attendance: 5,086 • Technical Fouls: None

Score by Period table for Louisiana State vs Duke. Columns: 1st, 2nd, Total. Duke: 30, 19, 49. LSU: 30, 29, 59.

[4/4] Duke 86, Southern 27

2006 NCAA Tournament - First Round
March 19, 2006
Constant Center - Norfolk, Va.

Boxscore table for Duke vs Southern, March 19, 2006. Columns include player name, FG, 3FG, FT, REB, PF, TP, A TO, B S, Min. Duke totals: 86-27, 18.3 7.7 57.1 DB: 0.2

FG's (1st half: 7-29, 24.1; 2nd half: 4-31, 12.9)
3FG's (1st half: 1-2, 50.0; 2nd half: 0-11, 0.0)
FT's (1st half: 1-4, 25.0; 2nd half: 3-3, 100.0)

Boxscore table for Duke vs Southern, March 19, 2006. Columns include player name, FG, 3FG, FT, REB, PF, TP, A TO, B S, Min. Duke totals: 86-27, 18.3 7.7 57.1 DB: 0.2

FG's (1st half: 14-39, 35.9; 2nd half: 20-31, 64.5)
3FG's (1st half: 2-6, 33.3; 2nd half: 4-6, 66.7)
FT's (1st half: 10-14, 71.4; 2nd half: 12-12, 100.0)

Officials: Kathy Lynch, Felicia Grinter, Joe Barrise, Sue Blanch (Alt)
Attendance: 4,466 • Technical Fouls: None

Score by Periods table for Duke vs Southern. Columns: 1st, 2nd, Total. Duke totals: 40 56 96

[4/4] Duke 85, Southern California 51

2006 NCAA Tournament - Second Round
March 21, 2006
Constant Center - Norfolk, Va.

Boxscore table for Duke vs Southern California, March 21, 2006. Columns include player name, FG, 3FG, FT, REB, PF, TP, A TO, B S, Min. Duke totals: 85-51, 30.6 15.0 71.4 DB: 0.2

FG's (1st half: 7-25, 28.0; 2nd half: 12-37, 32.4)
3FG's (1st half: 0-6, 0.0; 2nd half: 3-14, 21.4)
FT's (1st half: 8-9, 88.9; 2nd half: 2-5, 40.0)

Boxscore table for Duke vs Southern California, March 21, 2006. Columns include player name, FG, 3FG, FT, REB, PF, TP, A TO, B S, Min. Duke totals: 85-51, 30.6 15.0 71.4 DB: 0.2

FG's (1st half: 14-32, 43.8; 2nd half: 16-35, 45.7)
3FG's (1st half: 3-9, 33.3; 2nd half: 5-13, 38.5)
FT's (1st half: 8-10, 80.0; 2nd half: 9-13, 69.2)

Officials: June Corteau, Kathy Lynch, Felicia Grinter, Ray Bomeila - AR
Attendance: 6,031 • Technical Fouls: None

Score by Periods table for Duke vs Southern California. Columns: 1st, 2nd, Total. Duke totals: 39 46 85

[4/4] Duke 86, [16/17] Michigan State 61

2006 NCAA Tournament - Regional Semifinal
March 26, 2006
Arena at Harbor Yard - Bridgeport, Conn.

Boxscore table for Duke vs Michigan State, March 26, 2006. Columns include player name, FG, 3FG, FT, REB, PF, TP, A TO, B S, Min. Duke totals: 86-61, 35.9 22.7 76.9 DB: 2

FG's (1st half: 15-30, 50.0; 2nd half: 8-34, 23.5)
3FG's (1st half: 4-10, 40.0; 2nd half: 1-12, 8.3)
FT's (1st half: 3-3, 100.0; 2nd half: 7-10, 70.0)

Boxscore table for Duke vs Michigan State, March 26, 2006. Columns include player name, FG, 3FG, FT, REB, PF, TP, A TO, B S, Min. Duke totals: 86-61, 35.9 22.7 76.9 DB: 2

FG's (1st half: 19-37, 51.4; 2nd half: 16-28, 57.1)
3FG's (1st half: 6-11, 54.5; 2nd half: 1-9, 11.1)
FT's (1st half: 1-1, 100.0; 2nd half: 8-9, 88.9)

Officials: Melissa Barlow, Sue Blanch, Yvette McKinney
Attendance: 9,091 • Technical Fouls: None

Score by Periods table for Duke vs Michigan State. Columns: 1st, 2nd, Total. Duke totals: 45 24 61

[4/4] Duke 63, [8/8] Connecticut 61

2006 NCAA Tournament - Regional Final
March 28, 2006
Arena at Harbor Yard - Bridgeport, Conn.

Boxscore table for Duke vs Connecticut, March 28, 2006. Columns include player name, FG, 3FG, FT, REB, PF, TP, A TO, B S, Min. Duke totals: 63-61, 40.0 28.6 55.6 DB: 1

FG's (1st half: 11-29, 37.9; 2nd half: 13-30, 43.3; OT: 2-6, 33.3)
3FG's (1st half: 3-9, 33.3; 2nd half: 1-5, 20.0; OT: 0-0, 0.0)
FT's (1st half: 1-2, 50.0; 2nd half: 2-3, 66.7; OT: 2-4, 50.0)

Boxscore table for Duke vs Connecticut, March 28, 2006. Columns include player name, FG, 3FG, FT, REB, PF, TP, A TO, B S, Min. Duke totals: 63-61, 40.0 28.6 55.6 DB: 1

FG's (1st half: 10-35, 28.6; 2nd half: 9-29, 31.1; OT: 1-5, 20.0)
3FG's (1st half: 2-8, 25.0; 2nd half: 1-6, 16.7; OT: 0-2, 0.0)
FT's (1st half: 9-13, 69.2; 2nd half: 5-9, 55.6; OT: 6-6, 100.0)

Officials: Tina Napier, Bonita Spence, Dennis DeMayo
Attendance: 9,091 • Technical Fouls: None

Score by Periods table for Duke vs Connecticut. Columns: 1st, 2nd, OT, Total. Duke totals: 31 24 8 63

[4/4] Duke 64, [5/5] LSU 45

2006 NCAA Tournament - Final Four
April 2, 2006
TD Banknorth Garden - Boston, Mass.

Boxscore table for Duke vs LSU, April 2, 2006. Columns include player name, FG, 3FG, FT, REB, PF, TP, A TO, B S, Min. Duke totals: 64-45, 29.0 11.1 66.7 DB: 3

FG's (1st half: 6-25, 24.0; 2nd half: 12-37, 32.4)
3FG's (1st half: 0-3, 0.0; 2nd half: 1-6, 16.7)
FT's (1st half: 3-4, 75.0; 2nd half: 5-8, 62.5)

Boxscore table for Duke vs LSU, April 2, 2006. Columns include player name, FG, 3FG, FT, REB, PF, TP, A TO, B S, Min. Duke totals: 64-45, 29.0 11.1 66.7 DB: 3

FG's (1st half: 10-24, 41.7; 2nd half: 16-28, 57.1)
3FG's (1st half: 1-2, 50.0; 2nd half: 1-1, 100.0)
FT's (1st half: 5-7, 71.4; 2nd half: 5-10, 50.0)

Officials: Dee Kantner, Michael Price, Denise Brooks-Clausner
Attendance: 18,642 • Technical Fouls: None

Score by Periods table for Duke vs LSU. Columns: 1st, 2nd, Total. Duke totals: 15 30 45

[3/3] Maryland 78, [4/4] Duke 75

2006 NCAA Tournament - Championship Game
April 4, 2006
TD Banknorth Garden - Boston, Mass.

Boxscore table for Maryland vs Duke, April 4, 2006. Columns include player name, FG, 3FG, FT, REB, PF, TP, A TO, B S, Min. Maryland totals: 78-75, 41.5 35.7 79.2 DB: 4

FG's (1st half: 10-31, 32.3; 2nd half: 16-30, 53.3; OT: 1-4, 25.0)
3FG's (1st half: 3-10, 30.0; 2nd half: 2-4, 50.0; OT: 0-0, 0.0)
FT's (1st half: 5-6, 83.3; 2nd half: 8-12, 66.7; OT: 6-6, 100.0)

Boxscore table for Maryland vs Duke, April 4, 2006. Columns include player name, FG, 3FG, FT, REB, PF, TP, A TO, B S, Min. Maryland totals: 78-75, 41.5 35.7 79.2 DB: 4

FG's (1st half: 13-34, 38.2; 2nd half: 10-25, 40.0; OT: 2-6, 33.3)
3FG's (1st half: 2-6, 33.3; 2nd half: 1-4, 25.0; OT: 0-1, 0.0)
FT's (1st half: 10-13, 76.9; 2nd half: 11-13, 84.6; OT: 1-2, 50.0)

Officials: Lisa Mattingly, Bob Trammell, Tina Napier
Attendance: 18,642 • Technical Fouls: None

Score by Periods table for Maryland vs Duke. Columns: 1st, 2nd, OT, Total. Maryland totals: 28 22 8 78

[1/1] Duke 81, Holy Cross 44

2007 NCAA Tournament - First Round
March 18, 2007
RBC Center - Raleigh, N.C.

Boxscore table for Duke vs Holy Cross, including player stats and team totals.

FG's (1st half: 9-23, 39.1; 2nd half: 8-22, 36.4)
3FG's (1st half: 4-10, 40.0; 2nd half: 4-9, 44.4)
FT's (1st half: 0-0, 0.0; 2nd half: 2-3, 66.7)

Summary boxscore table for Duke vs Holy Cross, including team statistics and officials.

FG's (1st half: 16-33, 48.5; 2nd half: 16-26, 61.5)
3FG's (1st half: 7-15, 46.7; 2nd half: 1-2, 50.0)
FT's (1st half: 2-4, 50.0; 2nd half: 7-12, 58.3)

Officials: Randy Campbell, Doug Knight, Nichol Murray
Attendance: 4,226 • Technical Fouls: None

Score by Period table for Duke vs Holy Cross.

[1/1] Duke 62, Temple 52

2007 NCAA Tournament - Second Round
March 20, 2007
RBC Center - Raleigh, N.C.

Boxscore table for Duke vs Temple, including player stats and team totals.

FG's (1st half: 13-29, 44.8; 2nd half: 9-27, 33.3)
3FG's (1st half: 0-4, 0.0; 2nd half: 0-2, 0.0)
FT's (1st half: 0-0, 0.0; 2nd half: 8-9, 88.9)

Summary boxscore table for Duke vs Temple, including team statistics and officials.

FG's (1st half: 16-31, 51.6; 2nd half: 8-24, 33.3)
3FG's (1st half: 2-5, 40.0; 2nd half: 2-4, 50.0)
FT's (1st half: 3-3, 100.0; 2nd half: 7-12, 58.3)

Officials: June Courteau, Bonita Spence, Randy Campbell
Attendance: 5,227 • Technical Fouls: None

Score by Period table for Duke vs Temple.

[15/18] Rutgers 53, [1/1] Duke 52

2007 NCAA Tournament - Regional Semifinal
March 24, 2007
Greensboro Coliseum - Greensboro, N.C.

Boxscore table for Rutgers vs Duke, including player stats and team totals.

FG's (1st half: 7-29, 24.1; 2nd half: 16-28, 57.1)
3FG's (1st half: 0-6, 0.0; 2nd half: 3-7, 42.9)
FT's (1st half: 2-3, 66.7; 2nd half: 2-3, 66.7)

Summary boxscore table for Rutgers vs Duke, including team statistics and officials.

FG's (1st half: 8-19, 42.1; 2nd half: 12-24, 50.0)
3FG's (1st half: 1-3, 33.3; 2nd half: 1-5, 20.0)
FT's (1st half: 4-6, 66.7; 2nd half: 6-8, 75.0)

Officials: Dennis DeMayo, Bryan Brunette, Felicia Grinter.
Attendance: 6,392 • Technical Fouls: None

Score by Period table for Rutgers vs Duke.

[9/10] Duke 67, Arizona State 59

2008 NCAA Tournament - Second Round
March 25, 2008
Comcast Center - College Park, Md.

Boxscore table for Duke vs Arizona State, including player stats and team totals.

FG's (1st half: 11-25, 44.0; 2nd half: 9-27, 33.3)
3FG's (1st half: 1-5, 20.0; 2nd half: 1-8, 12.5)
FT's (1st half: 1-4, 25.0; 2nd half: 16-17, 94.1)

Summary boxscore table for Duke vs Arizona State, including team statistics and officials.

FG's (1st half: 12-31, 38.7; 2nd half: 12-28, 42.9)
3FG's (1st half: 0-3, 0.0; 2nd half: 1-0, 0.0)
FT's (1st half: 3-4, 75.0; 2nd half: 16-20, 80.0)

Officials: Mary Day, Joe Cunningham, Felicia Grinter
Attendance: 8,715 • Technical Fouls: None

Score by Period table for Duke vs Arizona State.

[9/10] Duke 78, Murray State 57

2008 NCAA Tournament - First Round
March 23, 2008
Comcast Center - College Park, Md.

Boxscore table for Duke vs Murray State, including player stats and team totals.

FG's (1st half: 9-35, 25.7; 2nd half: 11-23, 47.8)
3FG's (1st half: 4-13, 30.8; 2nd half: 4-8, 50.0)
FT's (1st half: 1-2, 50.0; 2nd half: 8-10, 80.0)

Summary boxscore table for Duke vs Murray State, including team statistics and officials.

FG's (1st half: 14-32, 43.8; 2nd half: 18-35, 51.4)
3FG's (1st half: 1-6, 16.7; 2nd half: 3-6, 50.0)
FT's (1st half: 6-10, 60.0; 2nd half: 4-5, 80.0)

Officials: Sue Blaich, Ed Sidlasky, Troy Winders
Attendance: 6,020 • Technical Fouls: None

Score by Period table for Duke vs Murray State.

[8/9] Texas A&M 77, (9/10) Duke 63

2008 NCAA Tournament - Regional Semifinal
March 30, 2008
Ford Center - Oklahoma City, Okla.

Boxscore table for Texas A&M vs Duke, including player stats and team totals.

FG's (1st half: 11-23, 47.8; 2nd half: 9-30, 30.0)
3FG's (1st half: 0-3, 0.0; 2nd half: 3-12, 25.0)
FT's (1st half: 3-8, 37.5; 2nd half: 17-22, 77.3)

Summary boxscore table for Texas A&M vs Duke, including team statistics and officials.

FG's (1st half: 12-34, 35.3; 2nd half: 13-28, 46.4)
3FG's (1st half: 4-8, 50.0; 2nd half: 3-8, 37.5)
FT's (1st half: 1-2, 50.0; 2nd half: 1-2, 50.0)

Officials: Wesley Dean, Roy Gulbeyan, Laura Morris
Attendance: 10,032 • Technical Fouls: None

Score by Period table for Texas A&M vs Duke.

[6/6] Duke 90, UT Martin 45

2011 NCAA Tournament - First Round
March 19, 2011
Cameron Indoor Stadium - Durham, N.C.

Boxscore for Duke vs UT Martin. Columns include FG, 3FG, FT, REB, PF, TP, A, TO, B, S, Min, and Totals. Duke won 90-45.

FG's (1st half: 10-24, 41.7; 2nd half: 5-19, 26.3)
3FG's (1st half: 3-10, 30.0; 2nd half: 1-7, 23.5)
FT's (1st half: 8-10, 80.0; 2nd half: 3-7, 42.9)

Detailed boxscore for Duke vs UT Martin, including individual player statistics.

FG's (1st half: 17-32, 53.1; 2nd half: 20-37, 54.1)
3FG's (1st half: 3-10, 30.0; 2nd half: 4-10, 40.0)
FT's (1st half: 4-6, 66.7; 2nd half: 5-8, 62.5)

Officials: Bryan Brunette, Karen Preato, Charlie Hurst
Attendance: 4,319 • Technical Fouls: None

Score by Periods table showing Duke's performance in each quarter.

[1/1] Connecticut 75, [6/6] Duke 40

2011 NCAA Tournament - Regional Final
March 29, 2011
Liacouras Center - Philadelphia, Pa.

Boxscore for Connecticut vs Duke. Connecticut won 75-40.

FG's (1st half: 8-34, 23.5; 2nd half: 7-25, 28.0)
3FG's (1st half: 2-8, 25.0; 2nd half: 3-10, 30.0)
FT's (1st half: 2-3, 66.7; 2nd half: 3-4, 75.0)

Detailed boxscore for Connecticut vs Duke, including individual player statistics.

FG's (1st half: 14-29, 48.3; 2nd half: 18-25, 72.0)
3FG's (1st half: 2-7, 28.6; 2nd half: 2-3, 66.7)
FT's (1st half: 0-0, 0; 2nd half: 7-10, 70.0)

Officials: Cynthia Brooks, Bonita Spence, Carla Fountain
Attendance: 4,319 • Technical Fouls: None

Score by Periods table showing Connecticut's performance in each quarter.

[6/8] Duke 71, [19/17] Marist 66

2011 NCAA Tournament - Second Round
March 21, 2011
Cameron Indoor Stadium - Durham, N.C.

Boxscore for Duke vs Marist. Duke won 71-66.

FG's (1st half: 12-27, 44.4; 2nd half: 14-27, 51.9)
3FG's (1st half: 5-16, 31.3; 2nd half: 5-11, 45.5)
FT's (1st half: 2-2, 100.0; 2nd half: 2-3, 66.7)

Detailed boxscore for Duke vs Marist, including individual player statistics.

FG's (1st half: 11-34, 32.4; 2nd half: 16-20, 55.2)
3FG's (1st half: 2-12, 16.7; 2nd half: 3-5, 60.0)
FT's (1st half: 2-8, 25.0; 2nd half: 10-15, 66.7)

Officials: Eric Brewton, Bryan Brunette, Norma Jones
Attendance: 3,644 • Technical Fouls: None

Score by Periods table showing Duke's performance in each quarter.

[6/6] Duke 82, Samford 47

2012 NCAA Tournament - First Round
March 18, 2012
Memorial Gym - Nashville, Tenn.

Boxscore for Duke vs Samford. Duke won 82-47.

FG's (1st half: 7-25, 28.0; 2nd half: 10-25, 40.0)
3FG's (1st half: 4-14, 28.6; 2nd half: 3-11, 27.3)
FT's (1st half: 4-4, 100.0; 2nd half: 2-3, 66.7)

Detailed boxscore for Duke vs Samford, including individual player statistics.

FG's (1st half: 15-27, 55.6; 2nd half: 13-27, 48.1)
3FG's (1st half: 2-5, 40.0; 2nd half: 2-6, 33.3)
FT's (1st half: 8-9, 88.9; 2nd half: 14-16, 87.5)

Officials: Penny Davis, Lauren Holtkamp, Bonita Spence
Attendance: 4,054 • Technical Fouls: None

Score by Periods table showing Duke's performance in each quarter.

[6/6] Duke 70, [10/12] DePaul 63

2011 NCAA Tournament - Regional Semifinal
March 27, 2011
Liacouras Center - Philadelphia, Pa.

Boxscore for Duke vs DePaul. Duke won 70-63.

FG's (1st half: 11-26, 42.3; 2nd half: 11-29, 37.9)
3FG's (1st half: 4-8, 50.0; 2nd half: 5-13, 38.5)
FT's (1st half: 2-2, 100.0; 2nd half: 8-12, 66.7)

Detailed boxscore for Duke vs DePaul, including individual player statistics.

FG's (1st half: 16-35, 45.7; 2nd half: 8-27, 29.6)
3FG's (1st half: 1-7, 14.3; 2nd half: 0-3, 0.0)
FT's (1st half: 8-11, 72.7; 2nd half: 13-18, 72.2)

Officials: Sue Blauch, Kathleen Lynch, Ed Sidalaky
Attendance: 5,734 • Technical Fouls: None

Score by Periods table showing Duke's performance in each quarter.

[6/6] Duke 96, [7/7] Vanderbilt 80

2012 NCAA Tournament - Second Round
March 20, 2012
Memorial Gym - Nashville, Tenn.

Boxscore for Duke vs Vanderbilt. Duke won 96-80.

FG's (1st half: 25-37, 67.6; 2nd half: 17-27, 63.0)
3FG's (1st half: 5-8, 62.5; 2nd half: 2-3, 66.7)
FT's (1st half: 1-2, 50.0; 2nd half: 4-5, 80.0)

Detailed boxscore for Duke vs Vanderbilt, including individual player statistics.

FG's (1st half: 13-31, 41.9; 2nd half: 16-31, 51.6)
3FG's (1st half: 4-8, 50.0; 2nd half: 8-18, 44.4)
FT's (1st half: 2-2, 100.0; 2nd half: 8-13, 61.5)

Officials: Mark Zentz, Penny Davis, Troy Winters
Attendance: 2,080 • Technical Fouls: None

Score by Periods table showing Duke's performance in each quarter.

[9/10] Duke 65, [23/21] DePaul 74

NCAA Tournament - Second Round
March 22, 2014
Durham, N.C. (Cameron Indoor Stadium)

Table with columns: Player, FG, 3FG, FT, REB, PF, TP, A TO, B, S Min. Rows include Podkowa, Penny, Hrynko, Jenkins, Rogowski, January, Reynolds, Mcgee, Harvey-Carr, TEAM, Totals, Pct.

FG's (1st half: 10-33, 30.3%; 2nd half: 14-27, 51.9%)
3FG's (1st half: 5-17, 29.4%; 2nd half: 9-16, 56.3%)
FT's (1st half: 2-4, 50.0%; 2nd half: 10-13, 76.9%)

Table with columns: Duke, FG, 3FG, FT, REB, PF, TP, A TO, B, S Min. Rows include Peters, Williams, Johnson, Jackson, Liston, Chidom, Hanson, McCravery-Cooper, TEAM, Totals, Pct.

FG's (1st half: 10-23, 43.5%; 2nd half: 17-35, 48.6%)
3FG's (1st half: 2-3, 66.7%; 2nd half: 0-3, 0.0%)
FT's (1st half: 2-5, 40.0%; 2nd half: 7-14, 50.0%)

Officials: Denise Kantner, Joe Cunningham, Frank Steratore
Attendance: 2787 • Technical Fouls: None

Score by Periods table with columns: Period, Duke, DePaul, Total.

[9/10] Duke 87, Winthrop 45

NCAA Tournament - First Round
March 22, 2014
Durham, N.C. (Cameron Indoor Stadium)

Table with columns: Winthrop, FG, 3FG, FT, REB, PF, TP, A TO, B, S Min. Rows include Williams, Nunn, Calvert, McClanahan, Wright, Wells, Charles, Boyd, Rogers, Buford, Decheva, Vernon, TEAM, Totals, Pct.

FG's (1st half: 6-29, 20.7%; 2nd half: 9-26, 34.6%)
3FG's (1st half: 3-11, 27.3%; 2nd half: 6-12, 50.0%)
FT's (1st half: 2-2, 100.0%; 2nd half: 4-5, 80.0%)

Table with columns: Duke, FG, 3FG, FT, REB, PF, TP, A TO, B, S Min. Rows include Peters, Williams, Johnson, Jackson, Liston, Chidom, Hanson, Frush, McCravery-Cooper, TEAM, Totals, Pct.

FG's (1st half: 17-31, 54.8%; 2nd half: 17-32, 53.1%)
3FG's (1st half: 2-7, 28.6%; 2nd half: 4-8, 50.0%)
FT's (1st half: 5-6, 83.3%; 2nd half: 8-11, 72.7%)

Officials: Joe Cunningham, Frank Steratore, Jennifer Rezac
Attendance: n/a • Technical Fouls: None

Score by Periods table with columns: Period, Winthrop, Duke, Total.

[16/16] Duke 55, [4/3] Maryland 65

NCAA Tournament - Regional Semifinal
Game 32 • March 28, 2015
Spokane, Wash. (Spokane Arena)

Table with columns: Maryland, FG, 3FG, FT, REB, PF, TP, A TO, B, S Min. Rows include Howard, Jones, Mincy, Brown, W-Kimbrough, Leslie, Moseley, Conroy, Pitman, Harrison, TEAM, Totals, Pct.

FG's (1st half: 10-25, 40.0%; 2nd half: 13-27, 48.1%)
3FG's (1st half: 4-10, 40.0%; 2nd half: 4-9, 44.4%)
FT's (1st half: 7-7, 100.0%; 2nd half: 4-6, 66.7%)

Table with columns: Duke, FG, 3FG, FT, REB, PF, TP, A TO, B, S Min. Rows include Stevens, Henson, Williams, Johnson, Greenwell, Riggs, Cooper, TEAM, Totals, Pct.

FG's (1st half: 9-25, 36.0%; 2nd half: 12-25, 48.0%)
3FG's (1st half: 1-6, 16.7%; 2nd half: 2-3, 66.7%)
FT's (1st half: 4-4, 100.0%; 2nd half: 6-6, 100.0%)

Officials: Mark Zantz, Angie Lewis, Metta Roberts
Attendance: 8686 • Technical Fouls: Maryland-None, Duke-None

Score by Periods table with columns: Period, Maryland, Duke, Total.

[16/16] Duke 64, [12/14] Mississippi St. 56

NCAA Tournament - Second Round
Game 31 • March 20, 2015
Durham, N.C. (Cameron Indoor Stadium)

Table with columns: Miss. State, FG, 3FG, FT, REB, PF, TP, A TO, B, S Min. Rows include Richardson, Vivians, Alwal, Dillingham, James, Schaefer, William, Chapel, Grant, Nevtit, Sallter, Okorie, Carter, TEAM, Totals, Pct.

FG's (1st half: 10-33, 30.3%; 2nd half: 8-26, 30.8%)
3FG's (1st half: 7-17, 41.2%; 2nd half: 3-14, 21.4%)
FT's (1st half: 1-2, 50.0%; 2nd half: 9-11, 81.8%)

Table with columns: Duke, FG, 3FG, FT, REB, PF, TP, A TO, B, S Min. Rows include Stevens, Henson, Williams, Johnson, Greenwell, Cooper, Mathias, TEAM, Totals, Pct.

FG's (1st half: 10-18, 55.6%; 2nd half: 14-28, 50.0%)
3FG's (1st half: 1-3, 33.3%; 2nd half: 3-8, 37.5%)
FT's (1st half: 3-5, 60.0%; 2nd half: 9-22, 44.4%)

Officials: Beverly Roberts, Felicia Grinter, Pulani Spurlock
Attendance: 2293 • Technical Fouls: Mississippi State TEAM, Duke-TEAM

Score by Periods table with columns: Period, Duke, Mississippi St., Total.

[16/16] Duke 54, Albany 52

NCAA Tournament - First Round
Game 31 • March 20, 2015
Durham, N.C. (Cameron Indoor Stadium)

Table with columns: Albany, FG, 3FG, FT, REB, PF, TP, A TO, B, S Min. Rows include Richardson, Carter, Rosario, Royles, Tate, Coughlin, Saunders, Edwards, TEAM, Totals, Pct.

FG's (1st half: 9-29, 31.0%; 2nd half: 10-34, 29.4%)
3FG's (1st half: 2-9, 33.3%; 2nd half: 2-9, 22.2%)
FT's (1st half: 5-5, 100.0%; 2nd half: 5-9, 55.6%)

Table with columns: Duke, FG, 3FG, FT, REB, PF, TP, A TO, B, S Min. Rows include Stevens, Henson, Williams, Johnson, Greenwell, Riggs, Cooper, Mathias, TEAM, Totals, Pct.

FG's (1st half: 10-22, 45.5%; 2nd half: 10-23, 43.5%)
3FG's (1st half: 5-8, 62.5%; 2nd half: 2-4, 50.0%)
FT's (1st half: 1-2, 50.0%; 2nd half: 6-13, 46.2%)

Officials: Felicia Grinter, Mark Hardcastle, Shawn Goode
Attendance: 2712 • Technical Fouls: Albany- Imani Tate, Duke-Amber Henson

Score by Periods table with columns: Period, Albany, Duke, Total.

[#9] Duke 94, Hampton 31

NCAA Tournament - First Round
March 18, 2017
at Cameron Indoor Stadium (Durham, N.C.)

Table with columns: Duke, FG, 3FG, FT, REB, PF, TP, A TO, B, S Min. Rows include Odom, Cooper, Brown, Lambert, Greenwell, Primm, Suggs, Chidom, Mathias, TEAM, Totals, Pct.

FG's (1Q: 8-16, 50.0%; 2Q: 10-15, 66.7%; 3Q: 8-13, 61.5%; 4Q: 8-11, 72.7%)
3FG's (1Q: 1-4, 25.0%; 2Q: 2-3, 66.7%; 3Q: 0-0, 0.0%; 4Q: 1-1, 100.0%)
FT's (1Q: 0-0, 0.0%; 2Q: 9-10, 90.0%; 3Q: 12-13, 92.3%; 4Q: 1-2, 50.0%)

Table with columns: Hampton, FG, 3FG, FT, REB, PF, TP, A TO, B, S Min. Rows include Finney-Smith, Brown, Sayle, James, Gilbeau, Strohers, Willis, Neita, Sealey, White, TEAM, Totals, Pct.

FG's (1Q: 3-15, 20.0%; 2Q: 1-14, 7.1%; 3Q: 3-17, 17.6%; 4Q: 5-20, 25.0%)
3FG's (1Q: 1-7, 14.3%; 2Q: 0-5, 0.0%; 3Q: 0-7, 0.0%; 4Q: 2-5, 40.0%)
FT's (1Q: 1-6, 16.7%; 2Q: 0-0, 0.0%; 3Q: 1-2, 50.0%; 4Q: 2-4, 50.0%)

Officials: Caria Fountain, Norma Jones, Bruce Morris
Attendance: 2,328 • Technical Fouls: None

Score by Periods table with columns: Period, Duke, Hampton, Total.

[#9] Duke 65, Oregon 74

NCAA Tournament - Second Round
March 20, 2017

at Cameron Indoor Stadium (Durham, N.C.)

Duke	FG	3FG	FT	REB	PF	TP	A	TO	B	S	Min
Odom f	2-7	0-0	0-1	2-2-4	3	4	0	1	2	0	27
Cooper f	4-5	0-0	1-2	2-7-9	3	9	2	1	3	4	30
Mathias c	1-6	0-1	0-0	2-0-2	0	2	0	1	0	0	17
Brown g	8-18	2-7	7-7	0-5-5	2	25	6	1	0	2	39
Greenwell g	3-11	0-6	0-0	5-4-9	4	6	3	5	0	2	39
Primm	3-5	0-0	2-2	1-2-3	3	8	2	2	0	0	20
Suggs	0-1	0-1	0-0	0-0-0	0	0	0	0	0	0	6
Chidom	5-14	0-0	1-2	2-2-4	3	11	2	1	2	1	22
TEAM				3-2-5							1
Totals	26-67	2-15	11-14	17-24-41	18	65	15	13	7	9	200
Pct.	38.8	13.3	78.6	DB: 4							

FG's (1Q: 6-20, 30.0%; 2Q: 4-13, 30.8%; 3Q: 7-13, 53.8%; 4Q: 9-21, 42.9%)

3FG's (1Q: 0-4, 0.0%; 2Q: 0-4, 0.0%; 3Q: 1-3, 33.3%; 4Q: 1-4, 25.0%)

FT's (1Q: 2-2, 100.0%; 2Q: 4-4, 100.0%; 3Q: 1-2, 50.0%; 4Q: 4-6, 66.7%)

Oregon	FG	3FG	FT	REB	PF	TP	A	TO	B	S	Min
Hebard f	9-14	0-0	2-4	3-12-15	1	20	0	2	1	2	36
McGwire f	2-4	0-0	0-0	0-2-2	3	4	2	1	2	0	21
Cazorla g	5-12	4-8	3-5	1-1-2	3	17	6	4	0	0	34
Bando g	5-14	4-12	0-0	1-1-2	1	14	5	1	0	0	36
Ionescu g	3-8	1-4	6-8	3-5-8	0	13	6	1	1	2	40-
Hall	1-3	0-2	0-0	1-0-1	2	2	0	0	0	1	8
Vandenberg	0-1	0-0	0-0	0-0-0	1	0	1	2	0	1	16
Gildon	1-2	0-0	2-2	0-1-1	0	4	0	0	0	0	9
TEAM				1-1-2							1
Totals	26-58	9-26	13-19	10-23-33	11	74	20	12	4	6	200
Pct.	44.8	34.6	68.4	DB: 4							

FG's (1Q: 8-15, 53.3%; 2Q: 4-13, 30.8%; 3Q: 10-17, 58.8%; 4Q: 4-13, 30.8%)

3FG's (1Q: 3-7, 42.9%; 2Q: 1-7, 14.3%; 3Q: 2-6, 33.3%; 4Q: 3-6, 50.0%)

FT's (1Q: 0-0, 0.0%; 2Q: 3-4, 75.0%; 3Q: 0-1, 0.0%; 4Q: 10-14, 71.4%)

Officials: Kyle Bacon, Carla Fountain, Bruce Morris

Attendance: 1,620 • Technical Fouls: None

Score by Periods	1st	2nd	3rd	4th	Total
Duke	14	12	16	23	65
Oregon	19	12	22	21	74

Alana Beard #20

YEAR	G-GS	MIN-AVG	FG-FGA	PCT	3P-3PA	PCT	FT-FTA	PCT	REB	AVG	PF-FO	AST	TO	BS	ST	PTS	AVG
2000-01	30-30	893-29.8	194-379	.512	10-51	.196	111-141	.787	136	4.5	86-4	113	81	30	106	509	17.0
2001-02	35-35	1164-33.1	275-481	.572	25-66	.379	119-158	.753	213	6.1	88-2	154	93	25	114	694	19.8
2002-03	37-37	1161-31.4	294-558	.527	24-85	.282	201-259	.776	256	6.9	98-0	110	87	48	104	813	22.0
2003-04	34-34	1067-31.4	242-488	.496	36-115	.313	151-194	.778	184	5.4	74-0	132	76	46	80	671	19.7
Career	136-136	4285-31.5	1005-1906	.527	95-317	.300	582-752	.774	789	5.8	346-6	509	337	149	404	2687	19.8

Chris Moreland #24

YEAR	G-GS	MIN-AVG	FG-FGA	PCT	3P-3PA	PCT	FT-FTA	PCT	REB	AVG	PF-FO	AST	TO	BS	ST	PTS	AVG
1984-85	25-25	797-31.9	163-288	.566	----	----	113-160	.706	238	9.5	75-2	32	68	10	18	439	17.6
1985-86	30-29	917-30.6	254-438	.580	----	----	183-267	.685	354	11.8	78-1	20	74	9	25	691	23.0
1986-87	28-27	944-33.7	219-396	.553	----	----	148-222	.667	294	10.5	76-0	39	69	5	24	586	20.9
1987-88	28-28	891-31.8	192-326	.589	0-0	.000	132-219	.603	343	12.3	83-3	28	66	4	27	516	18.4
Career	111-109	3549-32.0	828-1448	.572	0-0	.000	576-868	.664	1229	11.1	312-6	119	277	28	94	2232	20.1

Monique Currie #25

YEAR	G-GS	MIN-AVG	FG-FGA	PCT	3P-3PA	PCT	FT-FTA	PCT	REB	AVG	PF-FO	AST	TO	BS	ST	PTS	AVG
2001-02	35-22	971-27.7	178-360	.494	8-34	.235	138-179	.771	209	6.0	87-2	90	90	24	50	502	14.3
2002-03	Medical Redshirt																
2003-04	34-34	943-27.7	151-318	.475	10-42	.238	105-139	.755	208	6.1	103-4	101	83	28	53	417	12.6
2004-05	36-36	1127-31.3	218-489	.446	26-82	.317	168-215	.781	254	7.1	85-2	123	109	14	77	630	17.5
2005-06	35-35	972-27.8	202-425	.475	42-100	.420	127-155	.819	203	5.8	83-0	99	69	9	48	573	16.4
Career	140-127	4013-28.7	749-1592	.470	86-258	.333	538-688	.782	874	6.2	358-8	413	351	75	228	2122	15.2

Elizabeth Williams #1

YEAR	G-GS	MIN-AVG	FG-FGA	PCT	3P-3PA	PCT	FT-FTA	PCT	REB	AVG	PF-FO	AST	TO	BS	ST	PTS	AVG
2011-12	33-33	1008-30.5	186-383	.486	1-2	.500	88-145	.607	259	7.8	78-1	54	101	116	51	461	14.0
2012-13	36-36	1063-29.5	215-423	.508	0-1	.000	116-167	.695	264	7.3	63-0	45	78	107	41	546	15.2
2013-14	35-35	1066-30.5	202-384	.526	0-0	.000	80-142	.563	267	7.6	77-4	76	79	108	45	484	13.8
2014-15	32-32	1025-32.0	188-385	.488	0-0	.000	88-147	.599	288	9.0	10-1	81	92	95	48	464	14.5
Career	136-132	4162-30.6	791-1575	.502	1-3	.333	372-601	.619	1078	7.9	288-6	256	350	426	185	1955	14.4

Sue Harnett #23

YEAR	G-GS	MIN-AVG	FG-FGA	PCT	3P-3PA	PCT	FT-FTA	PCT	REB	AVG	PF-FO	AST	TO	BS	ST	PTS	AVG
1986-87	29-8	613-21.1	122-248	.492	----	----	46-64	.719	168	5.8	64-0	30	33	37	7	290	10.0
1987-88	28-23	756-27.0	157-316	.497	0-1	.000	74-112	.661	218	7.8	79-3	36	78	36	13	388	12.9
1988-89	27-26	816-30.2	211-393	.537	0-0	.000	104-154	.675	222	8.2	78-1	41	73	21	40	526	19.5
1989-90(RS)	5-5	138-27.6	43-66	.652	0-0	.000	5-11	.455	44	8.8	19-2	3	18	4	4	91	18.2
1990-91	28-28	897-32.0	194-362	.536	0-0	.000	102-143	.713	247	8.8	69-3	54	88	32	22	490	17.5
Career	117-90	3220-27.5	727-1385	.525	0-1	.000	331-484	.684	899	7.7	309-9	164	290	130	86	1785	15.3

Katie Meier #31

YEAR	G-GS	MIN-AVG	FG-FGA	PCT	3P-3PA	PCT	FT-FTA	PCT	REB	AVG	PF-FO	AST	TO	BS	ST	PTS	AVG
1985-86	30-5	725-24.8	168-339	.496	----	----	102-138	.739	148	4.9	84-4	84	87	11	58	438	14.6
1986-87	29-29	978-33.7	196-408	.480	----	----	98-150	.653	151	5.2	76-3	129	106	11	68	490	16.9
1987-88	22-17	578-26.3	110-237	.464	4-17	.235	80-107	.748	123	5.6	50-1	83	69	15	54	304	13.8
1988-89	Medical Redshirt																
1989-90	28-28	1009-36.0	179-390	.459	4-15	.267	167-229	.729	248	8.9	83-2	113	99	16	52	529	18.9
Career	109-79	3310-30.4	653-1374	.475	8-32	.250	447-624	.716	670	6.1	293-10	409	361	53	232	1761	16.2

Iciss Tillis #33

YEAR	G-GS	MIN-AVG	FG-FGA	PCT	3P-3PA	PCT	FT-FTA	PCT	REB	AVG	PF-FO	AST	TO	BS	ST	PTS	AVG
2000-01	34-25	829-24.4	118-270	.437	27-74	.365	29-40	.725	188	5.5	86-2	60	70	40	54	292	8.6
2001-02	34-33	1032-30.4	197-436	.452	30-89	.337	62-91	.681	271	8.0	91-2	94	99	30	79	486	14.3
2002-03	37-37	1128-30.5	212-476	.445	47-122	.385	64-80	.800	273	7.4	93-3	79	91	38	80	535	14.5
2003-04	32-32	897-28.0	146-355	.411	24-82	.293	83-96	.865	214	6.7	82-3	68	61	43	57	399	12.5
Career	137-127	3886-28.4	673-1537	.438	128-367	.349	238-307	.775	946	6.9	352-10	301	321	151	270	1712	12.5

Jasmine Thomas #5

YEAR	G-GS	MIN-AVG	FG-FGA	PCT	3P-3PA	PCT	FT-FTA	PCT	REB	AVG	PF-FO	AST	TO	BS	ST	PTS	AVG
2007-08	35-20	884-25.3	112-319	.351	24-97	.247	29-48	.604	98	2.8	55-0	82	88	30	52	277	7.9
2008-09	30-38	885-29.5	112-310	.361	28-98	.286	55-74	.743	82	2.7	48-0	98	78	7	50	307	10.2
2009-10	36-36	1168-32.4	206-532	.387	63-177	.356	102-129	.791	153	4.3	63-0	146	115	7	100	577	16.0
2010-11	36-36	1172-32.6	199-513	.388	65-166	.392	80-121	.661	139	3.9	57-0	123	104	20	85	543	15.1
Career	137-120	4109-30.0	629-1674	.376	180-538	.335	266-372	.715	472	3.4	223-0	449	385	64	287	1704	12.4

Tricia Liston #32

YEAR	G-GS	MIN-AVG	FG-FGA	PCT	3P-3PA	PCT	FT-FTA	PCT	REB	AVG	PF--FO	AST	TO	BS	ST	PTS	AVG
2010-11	32-2	384-12.0	60-131	.458	28-72	.389	29-42	.690	67	2.1	24-0	28	30	2	19	177	5.5
2011-12	33-17	871-26.4	134-276	.486	57-124	.460	72-83	.867	129	3.9	46-0	48	49	1	42	397	12.0
2012-13	36-28	1046-29.1	163-364	.448	80-172	.465	81-87	.931	182	5.1	90-0	52	72	3	35	487	13.5
2013-14	35-35	1098-31.4	209-398	.525	87-181	.481	98-115	.852	183	5.2	58-0	57	81	6	20	603	17.2
Career	136-82	3399-25.0	566-1169	.484	252-549	.459	280-327	.856	561	4.1	177-0	185	232	12	116	1664	12.2

Georgia Schweitzer #23

YEAR	G-GS	MIN-AVG	FG-FGA	PCT	3P-3PA	PCT	FT-FTA	PCT	REB	AVG	PF--FO	AST	TO	BS	ST	PTS	AVG
1997-98	32-15	816-25.5	85-205	.415	37-104	.356	40-54	.741	89	2.8	47-0	73	52	4	41	247	7.7
1998-99	36-32	958-26.6	132-270	.489	40-96	.417	56-83	.675	147	4.1	63-0	103	83	14	35	360	10.0
1999-00	34-34	1069-31.4	187-408	.458	60-149	.403	98-127	.772	136	4.0	42-0	112	83	12	45	532	15.6
2000-01	34-34	1100-32.4	175-365	.479	65-155	.419	66-94	.702	161	4.7	58-0	140	92	11	50	481	14.1
Career	136-115	3943-29.0	579-1248	.464	202-504	.401	260-358	.726	533	3.9	210-0	428	310	41	171	1620	11.9

Rebecca Greenwell #23

Year	G-GS	Min-Avg	FG-FGA	Pct	3P-3PA	Pct	FT-FTA	Pct	Reb	Avg	PF--FO	AST	TO	BS	ST	Pts	Avg
2014-15	34-34	1171-34.4	157-396	.396	72-202	.356	90-114	.789	187	5.5	54-1	70	107	8	66	476	14.0
2015-16	30-30	1011-33.7	158-357	.443	73-175	.417	63-81	.778	177	5.9	52-0	63	85	7	45	452	15.1
2016-17	34-34	114-33.6	187-422	.443	83-208	.399	100-114	.877	217	6.4	61-0	83	92	8	53	557	16.4
Career	98-98	3325-33.9	502-1175	.427	228-585	.390	253-309	.819	581	5.9	167-1	216	284	23	164	1485	15.2

Chante Black #11

YEAR	G-GS	MIN-AVG	FG-FGA	PCT	3P-3PA	PCT	FT-FTA	PCT	REB	AVG	PF--FO	AST	TO	BS	ST	PTS	AVG
2004-05	34-3	641-18.9	87-165	.527	0-0	.000	36-70	.514	260	7.6	64-0	39	57	46	28	210	6.2
2005-06	34-12	636-18.7	109-202	.540	0-0	.000	49-84	.583	208	6.1	90-1	20	57	65	28	267	7.9
2006-07		Medical Redshirt															
2007-08	35-35	953-27.2	191-364	.525	0-0	.000	112-144	.778	249	7.1	84-1	49	77	81	49	494	14.1
2008-09	33-33	949-28.8	178-366	.486	0-3	.000	111-153	.725	278	8.4	75-3	49	85	69	47	467	14.2
Career	136-83	3179-23.4	565-1097	.515	0-3	.000	308-451	.683	995	7.3	313-5	157	276	261	152	1438	10.6

Mistie Bass #1

YEAR	G-GS	MIN-AVG	FG-FGA	PCT	3P-3PA	PCT	FT-FTA	PCT	REB	AVG	PF--FO	AST	TO	BS	ST	PTS	AVG
2002-03	37-15	594-16.1	89-181	.492	0-0	.000	78-115	.678	138	3.7	76-2	28	38	26	24	256	6.9
2003-04	34-34	776-22.8	132-216	.611	0-0	.000	77-122	.631	182	5.4	84-0	26	51	42	31	341	10.0
2004-05	36-36	975-27.1	176-327	.538	0-1	.000	68-111	.613	258	7.2	79-0	64	63	30	41	420	11.7
2005-06	35-35	867-24.8	160-259	.618	0-0	.000	72-111	.649	222	6.3	75-1	57	69	33	31	392	11.2
Career	142-120	3212/22.6	557-983	.567	0-1	.000	295-459	.643	800	5.6	314-3	175	221	131	127	1409	9.9

Abby Waner #4

YEAR	G-GS	MIN-AVG	FG-FGA	PCT	3P-3PA	PCT	FT-FTA	PCT	REB	AVG	PF--FO	AST	TO	BS	ST	PTS	AVG
2005-06	35-15	758-21.7	111-246	.451	50-131	.382	38-55	.691	87	2.5	62-0	112	86	8	65	310	8.9
2006-07	34-34	969-28.5	175-380	.461	68-188	.362	60-78	.769	150	4.4	57-0	93	67	15	85	478	14.1
2007-08	31-31	921-29.7	110-336	.327	49-188	.261	50-68	.735	113	3.6	77-1	117	91	6	80	319	10.3
2008-09	31-31	975-31.5	107-321	.333	55-184	.299	32-41	.780	95	3.1	61-1	110	103	15	83	301	9.7
Career	131-111	3623-27.7	503-1283	.392	222-691	.321	180-242	.744	445	3.4	257-2	432	347	44	313	1408	10.7

Kira Orr #12

YEAR	G-GS	MIN-AVG	FG-FGA	PCT	3P-3PA	PCT	FT-FTA	PCT	REB	AVG	PF--FO	AST	TO	BS	ST	PTS	AVG
1993-94	27-0	466-17.3	44-115	.383	7-31	.226	19-35	.543	49	1.8	47-0	56	73	1	28	114	4.2
1994-95	30-29	974-32.5	125-330	.379	28-91	.308	54-81	.667	121	4.0	73-1	126	103	1	57	332	11.1
1995-96	33-33	1151-34.9	155-371	.418	42-133	.316	82-113	.726	173	5.2	54-0	170	112	0	60	434	13.2
1996-97	29-29	984-33.9	176-419	.420	56-161	.348	100-120	.833	162	5.6	57-0	93	96	3	59	508	17.5
Career	119-91	3575-30.0	500-1235	.405	133-416	.320	255-349	.731	505	4.2	231-1	445	384	5	204	1388	11.7

Jennifer Scanlon #13

YEAR	G-GS	MIN-AVG	FG-FGA	PCT	3P-3PA	PCT	FT-FTA	PCT	REB	AVG	PF--FO	AST	TO	BS	ST	PTS	AVG
1992-93	27-4	592-21.9	102-255	.400	25-63	.397	40-68	.588	76	2.8	42-0	34	49	2	22	269	10.0
1993-94	27-25	676-25.0	118-267	.442	35-95	.368	45-59	.763	70	2.6	44-0	52	55	7	32	316	11.7
1994-95	31-31	947-30.5	142-337	.421	51-131	.389	69-100	.690	108	3.5	61-1	66	80	1	37	404	13.0
1995-96	33-33	1089-33.0	140-347	.403	48-131	.366	60-88	.682	136	4.1	60-1	107	70	2	31	388	11.8
Career	118-93	3304-28.0	502-1206	.416	159-420	.379	214-315	.679	390	3.3	207-2	259	254	12	122	1377	11.7

Haley Peters #33

YEAR	G-GS	MIN-AVG	FG-FGA	PCT	3P-3PA	PCT	FT-FTA	PCT	REB	AVG	PF--FO	AST	TO	BS	ST	PTS	AVG
2010-11	36-9	635-17.6	97-186	.522	6-21	.286	25-34	.735	131	3.6	76-1	24	64	7	16	225	6.3
2011-12	33-33	902-27.3	155-303	.512	18-41	.439	29-39	.744	186	5.6	82-2	44	82	9	44	357	10.8
2012-13	36-36	1083-30.1	184-363	.507	27-57	.474	43-56	.768	273	7.6	91-5	67	97	17	40	438	12.2
2013-14	31-31	966-31.2	143-307	.466	18-56	.321	43-63	.683	236	7.6	61-0	54	82	6	39	347	11.2
Career	136-109	3586-26.4	579-1159	.500	69-175	.394	140-192	.729	826	6.1	310-8	189	325	39	139	1367	10.1

Payton Black #33

YEAR	G-GS	MIN-AVG	FG-FGA	PCT	3P-3PA	PCT	FT-FTA	PCT	REB	AVG	PF--FO	AST	TO	BS	ST	PTS	AVG
1995-96	33-0	625-18.9	132-231	.571	0-0	.000	86-133	.647	170	5.2	94-3	19	63	23	20	350	10.6
1996-97	29-29	798-27.5	160-310	.516	0-0	.000	78-117	.667	172	5.9	91-2	47	59	27	32	398	13.7
1997-98	30-19	594-19.8	124-227	.546	0-0	.000	67-112	.598	107	3.6	65-0	24	57	25	21	315	10.5
1998-99	35-1	412-11.6	94-168	.560	0-1	.000	61-81	.753	92	2.6	61-2	14	33	3	13	249	7.1
Career	127-49	2429-19.1	510-936	.545	0-1	.000	292-443	.659	541	4.3	311-7	104	212	78	86	1312	10.3

Lindsey Harding #10

YEAR	G-GS	MIN-AVG	FG-FGA	PCT	3P-3PA	PCT	FT-FTA	PCT	REB	AVG	PF--FO	AST	TO	BS	ST	PTS	AVG
2002-03	37-16	958-25.9	84-192	.438	1-13	.077	62-81	.765	145	3.9	63-1	124	59	9	68	231	6.2
2003-04	34-33	1003-29.5	83-181	.459	7-29	.241	57-87	.655	154	4.5	60-1	168	76	2	67	230	6.8
2004-05	Redshirt Season																
2005-06	35-35	1012-28.9	138-287	.481	23-56	.411	75-96	.781	130	3.7	48-1	156	84	4	75	374	10.7
2006-07	34-34	1035-30.4	169-381	.444	24-63	.381	101-135	.748	136	4.0	49-0	131	77	10	51	463	13.6
Career	140-118	4008-28.6	474-1041	.455	55-161	.342	295-399	.739	565	4.0	220-3	579	296	25	261	1298	9.3

Tyish Hall #24

YEAR	G-GS	MIN-AVG	FG-FGA	PCT	3P-3PA	PCT	FT-FTA	PCT	REB	AVG	PF--FO	AST	TO	BS	ST	PTS	AVG
1993-94	23-3	290-12.6	55-93	.591	0-0	.000	29-39	.744	75	3.3	40-0	19	20	13	18	139	6.0
1994-95	31-30	805-26.0	124-199	.623	0-0	.000	43-70	.614	197	6.4	85-1	46	58	26	33	291	9.4
1995-96	33-33	982-29.8	216-30	.655	0-0	.000	65-93	.699	232	7.0	92-3	44	62	44	39	497	15.1
1996-97	22-21	702-31.9	148-240	.617	0-0	.000	63-88	.716	128	5.8	59-4	26	50	13	34	359	16.3
Career	109-87	2779-25.5	543-862	.630	0-0	.000	200-290	.690	632	5.8	276-8	135	190	96	124	1286	11.8

Sheana Mosch #3

YEAR	G-GS	MIN-AVG	FG-FGA	PCT	3P-3PA	PCT	FT-FTA	PCT	REB	AVG	PF--FO	AST	TO	BS	ST	PTS	AVG
1999-00	34-18	846-24.9	107-249	.430	11-28	.393	82-101	.812	112	3.3	49-1	65	67	3	51	307	9.0
2000-01	34-34	915-26.9	129-276	.467	7-18	.389	99-125	.792	154	4.5	41-0	66	60	5	42	364	10.7
2001-02	35-15	868-24.8	109-243	.449	12-39	.308	90-108	.833	123	3.5	46-1	86	57	5	33	320	9.1
2002-03	37-6	739-20.0	103-240	.429	11-38	.289	75-102	.735	111	3.0	48-0	54	39	3	57	292	7.9
Career	140-73	3368-24.1	448-1008	.444	41-123	.333	346-436	.794	500	3.6	184-2	271	223	16	183	1283	9.2

Wanisha Smith #23

YEAR	G-GS	MIN-AVG	FG-FGA	PCT	3P-3PA	PCT	FT-FTA	PCT	REB	AVG	PF--FO	AST	TO	BS	ST	PTS	AVG
2004-05	36-35	1163-32.3	134-312	.429	41-100	.410	85-118	.720	101	2.8	80-3	154	134	3	61	394	10.9
2005-06	35-20	738-21.1	98-224	.438	20-63	.317	43-61	.705	96	2.7	56-2	121	74	4	42	259	7.4
2006-07	34-34	930-27.4	105-251	.418	27-75	.360	83-110	.755	147	4.3	48-0	135	89	3	36	320	9.4
2007-08	30-30	825-27.5	90-259	.347	30-98	.306	73-96	.760	94	3.1	44-0	86	78	1	28	283	9.4
Career	135-119	3656-27.1	427-1046	.408	118-336	.351	284-385	.738	438	3.2	228-5	496	375	11	167	1256	9.3

Stacy Hurd #42

YEAR	G-GS	MIN-AVG	FG-FGA	PCT	3P-3PA	PCT	FT-FTA	PCT	REB	AVG	PF--FO	AST	TO	BS	ST	PTS	AVG
1980-81	25-22	730-29.2	138-278	.496	----	----	49-67	.731	174	6.9	64-1	18	46	4	12	325	13.0
1981-82	29-23	922-31.8	178-403	.442	----	----	39-66	.591	192	6.6	77-3	29	68	23	24	395	13.6
1982-83	25-9	618-24.7	147-294	.500	----	----	44-61	.721	138	5.5	38-1	24	51	6	11	338	13.5
1983-84	25-6	496-14.8	78-194	.402	----	----	27-32	.844	91	3.6	21-0	26	39	11	15	183	7.3
Career	104-60	2766-26.6	541-1169	.463	----	----	159-226	.704	595	5.7	200-5	97	204	44	62	1241	11.9

Ali Day #52

YEAR	G-GS	MIN-AVG	FG-FGA	PCT	3P-3PA	PCT	FT-FTA	PCT	REB	AVG	PF--FO	AST	TO	BS	ST	PTS	AVG
1992-93	26-8	525-20.2	56-109	.514	0-1	.000	36-48	.750	95	3.7	58-1	24	60	5	20	148	5.7
1993-94	25-11	529-21.2	78-128	.609	0-1	.000	44-52	.846	97	3.9	39-0	18	37	2	25	200	8.0
1994-95	31-31	1012-32.6	190-342	.556	16-27	.593	103-124	.831	204	6.6	84-1	46	96	2	28	499	16.1
1995-96	33-33	975-29.5	149-302	.493	44-111	.396	46-63	.730	221	6.7	74-2	68	87	12	37	388	11.8
Career	115-83	3041-26.4	473-881	.537	60-140	.429	229-287	.798	617	5.4	255-4	156	280	21	110	1235	10.7

Carey Kauffman #23

YEAR	G-GS	MIN-AVG	FG-FGA	PCT	3P-3PA	PCT	FT-FTA	PCT	REB	AVG	PF--FO	AST	TO	BS	ST	PTS	AVG
1991-92	26-3	295-11.3	49-110	.445	1-2	.500	22-32	.688	61	2.3	33-1	14	34	7	12	121	4.7
1992-93	27-27	790-29.3	136-288	.472	0-0	.000	54-72	.750	181	6.7	82-4	32	94	16	20	326	12.1
1993-94	27-19	679-25.1	142-274	.518	0-1	.000	59-87	.678	223	8.3	58-1	26	47	13	36	343	12.7
1994-95	31-31	993-32.0	179-383	.467	1-2	.500	79-96	.823	261	8.4	74-2	68	57	13	30	438	14.1
Career	111-80	2757-24.8	506-1055	.480	2-5	.400	214-287	.746	726	6.5	247-8	140	232	49	98	1228	11.1

Chelsea Gray #12

YEAR	G-GS	MIN-AVG	FG-FGA	PCT	3P-3PA	PCT	FT-FTA	PCT	REB	AVG	PF--FO	AST	TO	BS	ST	PTS	AVG
2010-11	34-18	721-21.2	99-229	.432	33-83	.398	66-82	.805	113	3.3	49-0	86	62	7	66	297	8.7
2011-12	33-33	1064-32.2	153-334	.458	29-77	.377	78-95	.821	162	4.9	66-0	201	115	12	93	413	12.5
2012-13	25-25	758-30.3	107-254	.421	22-54	.407	80-94	.851	132	5.3	45-0	136	66	3	89	316	12.6
2013-14	17-17	471-27.7	68-135	.504	10-30	.333	38-51	.745	71	4.2	33-0	122	55	4	50	184	10.8
Career	109-93	3014-27.7	427-952	.449	94-244	.385	262-322	.814	478	4.4	193-0	545	298	26	298	1210	11.1

Joy Cheek #21

YEAR	G-GS	MIN-AVG	FG-FGA	PCT	3P-3PA	PCT	FT-FTA	PCT	REB	AVG	PF--FO	AST	TO	BS	ST	PTS	AVG
2006-07	33-0	519-15.7	64-142	.451	0-4	.000	48-64	.750	127	3.8	66-0	16	53	4	27	176	5.3
2007-08	35-24	783-22.3	138-269	.513	11-26	.423	47-69	.681	184	5.3	104-4	26	68	11	43	334	5.5
2008-09	33-16	720-21.8	111-284	.391	12-45	.267	47-67	.701	156	4.7	96-1	30	70	12	42	281	8.5
2009-10	36-36	986-27.1	137-364	.376	16-49	.327	67-98	.684	212	5.9	79-1	46	93	20	53	357	9.9
Career	137-76	2998-21.1	450-1059	.425	39-124	.315	209-298	.701	679	5.0	345-6	118	284	47	165	1148	8.4

Connie Goins #32

YEAR	G-GS	MIN-AVG	FG-FGA	PCT	3P-3PA	PCT	FT-FTA	PCT	REB	AVG	PF--FO	AST	TO	BS	ST	PTS	AVG
1982-83	19-16	381-23.8	71-159	.447	----	----	37-50	.740	80	4.2	25-0	39	32	3	21	179	9.4
1983-84	27-25	668-24.7	91-192	.474	----	----	66-92	.717	95	3.5	29-1	60	55	2	28	248	9.2
1984-85	27-27	838-31.0	124-255	.486	----	----	86-106	.811	140	5.2	32-0	71	67	2	36	334	12.4
1985-86	28-28	821-29.3	142-300	.473	----	----	95-126	.754	146	5.2	34-0	127	67	10	35	379	13.5
Career	101-96	2708-26.8	428-906	.472	----	----	284-374	.759	461	4.6	120-1	297	221	20	120	1140	11.3

Peppi Browne #10

YEAR	G-GS	MIN-AVG	FG-FGA	PCT	3P-3PA	PCT	FT-FTA	PCT	REB	AVG	PF--FO	AST	TO	BS	ST	PTS	AVG
1996-97	30-15	742-24.7	69-161	.429	6-27	.222	65-87	.747	122	4.1	60-3	64	61	9	43	209	7.0
1997-98	32-32	875-27.3	136-253	.538	1-5	.200	70-109	.642	197	6.2	90-3	54	93	6	61	343	10.7
1998-99	35-33	882-25.2	112-240	.467	3-10	.300	79-111	.712	222	6.3	66-1	66	90	14	52	306	8.7
1999-00	20-20	616-30.8	100-211	.474	1-6	.167	73-92	.793	136	6.8	46-1	50	61	10	61	274	13.7
Career	117-100	3115-26.6	417-865	.482	11-48	.229	287-399	.719	677	5.8	262-8	234	305	39	217	1132	9.7

Alison Bales #43

YEAR	G-GS	MIN-AVG	FG-FGA	PCT	3P-3PA	PCT	FT-FTA	PCT	REB	AVG	PF--FO	AST	TO	BS	ST	PTS	AVG
2003-04	24-0	237-9.9	29-52	.558	0-0	.000	20-29	.690	67	2.8	30-0	13	19	29	6	78	3.3
2004-05	36-33	876-24.3	106-221	.480	1-1	1.000	63-94	.670	236	6.6	73-0	67	35	134	17	276	7.7
2005-06	35-23	731-20.9	113-215	.526	0-0	.000	92-117	.786	236	6.7	64-0	40	44	120	42	318	9.1
2006-07	34-34	990-29.1	142-306	.464	1-2	.500	118-159	.742	265	7.8	79-1	67	68	151	39	403	11.9
Career	129-90	2834-22.0	390-794	.491	2-3	.667	293-399	.734	804	6.2	246-1	187	166	434	104	1075	8.3

Karima Christmas #13

YEAR	G-GS	MIN-AVG	FG-FGA	PCT	3P-3PA	PCT	FT-FTA	PCT	REB	AVG	PF-FO	AST	TO	BS	ST	PTS	AVG
2007-08	30-0	317-10.6	50-96	.521	0-6	.000	23-39	.590	78	2.6	32-0	15	19	5	24	123	4.1
2008-09	32-2	616-19.3	84-170	.494	17-37	.459	54-83	.651	134	4.2	53-1	32	35	8	44	239	7.5
2009-10	36-18	922-25.6	121-281	.431	24-84	.286	81-113	.717	189	5.3	80-0	53	49	16	79	347	9.6
2010-11	36-35	949-26.4	107-285	.375	15-71	.211	114-163	.699	227	6.3	73-0	60	76	13	57	343	9.5
Career	134-55	2804-20.9	362-832	.435	56-198	.283	272-398	.683	628	4.7	238-1	160	179	42	204	1052	7.9

Jennifer Chestnut #42

YEAR	G-GS	MIN-AVG	FG-FGA	PCT	3P-3PA	PCT	FT-FTA	PCT	REB	AVG	PF-FO	AST	TO	BS	ST	PTS	AVG
1980-81	22-5	314-14.3	57-105	.542	----	----	17-46	.369	103	4.6	44-0	3	37	9	15	131	6.9
1981-82	29-20	722-24.9	117-264	.443	----	----	54-100	.540	250	8.3	81-4	16	55	16	32	288	9.9
1982-83	22-20	325-23.2	130-249	.522	----	----	49-80	.613	163	7.4	59-2	27	34	5	16	309	14.0
1983-84	27-27	809-30.0	119-266	.447	----	----	57-116	.491	231	8.6	81-6	37	78	7	54	295	10.9
Career	100/74	2170-21.7	423-884	.479	----	----	177-342	.518	737	7.4	265-12	82	204	37	117	1023	10.2

Scoring Average

1977-78	Tara McCarthy	16.6
1978-79	Barb Krause	14.5
1979-80	Barb Krause	13.1
1980-81	Stacy Hurd	13.0
1981-82	Stacy Hurd	13.6
1982-83	Jennifer Chestnut	14.0
1983-84	Candy Mikels	14.3
1984-85	Chris Moreland	17.6
1985-86	Chris Moreland	23.0
1986-87	Chris Moreland	20.9
1987-88	Chris Moreland	18.4
1988-89	Sue Harnett	19.5
1989-90	Katie Meier	18.9
1990-91	Sue Harnett	17.5
1991-92	Celeste Lavoie	12.8
1992-93	Carey Kauffman	12.1
1993-94	Carey Kauffman	12.7
1994-95	Ali Day	16.1
1995-96	Tyish Hall	15.1
1996-97	Kira Orr	17.5
1997-98	Nicole Erickson	12.8
1998-99	Michele Van Gorp	16.9
1999-00	Georgia Schweitzer	15.6
2000-01	Alana Beard	17.0
2001-02	Alana Beard	19.8
2002-03	Alana Beard	22.0
2003-04	Alana Beard	19.7
2004-05	Monique Currie	17.5
2005-06	Monique Currie	16.4
2006-07	Abby Waner	14.1
2007-08	Chante Black	14.1
2008-09	Chante Black	14.2
2009-10	Jasmine Thomas	16.0
2010-11	Jasmine Thomas	15.1
2011-12	Elizabeth Williams	14.0
2012-13	Elizabeth Williams	15.2
2013-14	Tricia Liston	17.2
2014-15	Elizabeth Williams	14.5
2015-16	Azurá Stevens	18.9
2016-17	Lexie Brown	18.3

Field Goal Percentage

1977-78	Tara McCarthy	.475
1978-79	Leslie Earnhardt	.483
1979-80	Barb Krause	.436
1980-81	Barb Krause	.508
1981-82	Maura Hertzog	.446
1982-83	Jennifer Chestnut	.522
1983-84	Jo Harlow	.476
1984-85	Chris Moreland	.566
1985-86	Chris Moreland	.580
1986-87	Chris Moreland	.553
1987-88	Chris Moreland	.589
1988-89	Sue Harnett	.537
1989-90	Monika Kost	.509
1990-91	Sue Harnett	.536
1991-92	Celeste Lavoie	.515
1992-93	Ali Day	.514
1993-94	Ali Day	.609
1994-95	Ali Day	.593
1995-96	Tyish Hall	.655
1996-97	Tyish Hall	.617
1997-98	Michele Van Gorp	.562
1998-99	Rochelle Parent	.650
1999-00	Rochelle Parent	.579
2000-01	Rochelle Parent	.525
2001-02	Alana Beard	.572
2002-03	Alana Beard	.527
2003-04	Mistie Williams	.611
2004-05	Mistie Williams	.538
2005-06	Mistie Williams	.618
2006-07	Carrem Gay	.581
2007-08	Chante Black	.525
2008-09	Karima Christmas	.494
2009-10	Krystal Thomas	.503
2010-11	Haley Peters	.522
2011-12	Allison Vernerey	.560
2012-13	Elizabeth Williams	.508
2013-14	Oderah Chidom	.603
2014-15	Oderah Chidom	.566
2015-16	Azurá Stevens	.535
2016-17	Kendall Cooper	.543

Assists

1977-78	Tara McCarthy	65
1978-79	Tara McCarthy	72
1979-80	Patti Thomasson	93
1980-81	Claire Rose	97
1981-82	Claire Rose	122
1982-83	Claire Rose	82
1983-84	Maura Hertzog	72
1984-85	Joanne Boyle	80
1985-86	Connie Goins	127
1986-87	Katie Meier	129
1987-88	Paula Anderson	110
1988-89	Leigh Morgan	118
1989-90	Katie Meier	113
1990-91	Robin Baker	81
1991-92	Robin Baker	69
1992-93	Missy Anderson	102
1993-94	Missy Anderson	90
1994-95	Kira Orr	126
1995-96	Kira Orr	170
1996-97	Hilary Howard	149
1997-98	Hilary Howard	140
1998-99	Hilary Howard	153
1999-00	Georgia Schweitzer	112
2000-01	Georgia Schweitzer	140
2001-02	Alana Beard	154
2002-03	Lindsey Harding	124
2003-04	Lindsey Harding	168
2004-05	Wanisha Smith	154
2005-06	Lindsey Harding	156
2006-07	Wanisha Smith	135
2007-08	Abby Waner	117
2008-09	Abby Waner	110
2009-10	Jasmine Thomas	146
2010-11	Jasmine Thomas	123
2011-12	Chelsea Gray	201
2012-13	Alexis Jones	144
2013-14	Alexis Jones	148
2014-15	Ka'lia Johnson	126
2015-16	Angela Salvadores	96
2016-17	Lexie Brown	131

Blocked Shots

1978-79	Lisa Warren	14
1979-80	Barb Krause	16
1980-81	Jennifer Chestnut	9
1981-82	Stacy Hurd	23
1982-83	Sarah Sullivan	68
1983-84	Hurd/Hertzog	11
1984-85	Sarah Sullivan	37
1985-86	Sarah Sullivan	58
1986-87	Sarah Sullivan	45
1987-88	Sue Harnett	36
1988-89	Sue Harnett	21
1989-90	Katie Meier	16
1990-91	Sue Harnett	32
1991-92	Nicole Johnson	24
1992-93	Zeki Blanding	23
1993-94	Zeki Blanding	20
1994-95	Tyish Hall	26
1995-96	Tyish Hall	44
1996-97	Payton Black	27
1997-98	Payton Black	25
1998-99	Michele Van Gorp	36
1999-00	Michele Matyasovsky	14
2000-01	Iciss Tillis	40
2001-02	Iciss Tillis	30
2002-03	Alana Beard	48
2003-04	Alana Beard	46
2004-05	Alison Bales	134
2005-06	Alison Bales	120
2006-07	Alison Bales	151
2007-08	Chante Black	81
2008-09	Chante Black	69
2009-10	Krystal Thomas	70
2010-11	Krystal Thomas	59
2011-12	Elizabeth Williams	116
2012-13	Elizabeth Williams	107
2013-14	Elizabeth Williams	108
2014-15	Elizabeth Williams	95
2015-16	Azurá Stevens	53
2016-17	Oderah Chidom	67

Rebounding Average

1977-78	Lisa Warren	7.2
1978-79	Barb Krause	10.7
1979-80	Barb Krause	9.3
1980-81	Barb Krause	9.7
1981-82	Jennifer Chestnut	8.3
1982-83	Jennifer Chestnut	7.4
1983-84	Jennifer Chestnut	8.6
1984-85	Chris Moreland	9.5
1985-86	Chris Moreland	11.8
1986-87	Chris Moreland	10.5
1987-88	Chris Moreland	12.3
1988-89	Tracey Christopher	9.6
1989-90	Katie Meier	8.9
1990-91	Sue Harnett	8.8
1991-92	Celeste Lavoie	6.2
1992-93	Carey Kauffman	6.7
1993-94	Carey Kauffman	8.3
1994-95	Carey Kauffman	8.4
1995-96	Tyish Hall	7.0
1996-97	Payton Black	5.9
1997-98	Peppi Browne	6.2
1998-99	Peppi Browne	6.3
1999-00	Lauren Rice	6.9
2000-01	Rochelle Parent	6.0
2001-02	Iciss Tillis	8.0
2002-03	Iciss Tillis	7.4
2003-04	Iciss Tillis	6.7
2004-05	Chante Black	7.6
2005-06	Alison Bales	6.7
2006-07	Alison Bales	7.8
2007-08	Chante Black	7.1
2008-09	Chante Black	8.4
2009-10	Krystal Thomas	6.6
2010-11	Krystal Thomas	8.3
2011-12	Elizabeth Williams	7.8
2012-13	Haley Peters	7.6
2013-14	Williams/Peters	7.6
2014-15	Elizabeth Williams	9.0
2015-16	Azurá Stevens	9.6
2016-17	Rebecca Greenwell	6.4

Free Throw Percentage

1977-78	Ruth Ellis	.750
1978-79	Leslie Earnhardt	.739
1979-80	Barb Krause	.733
1980-81	Barb Krause	.804
1981-82	Margo Walsh	.820
1982-83	Jo Harlow	.871
1983-84	Stacy Hurd	.844
1984-85	Connie Goins	.811
1985-86	Connie Goins	.754
1986-87	Sue Harnett	.719
1987-88	Katie Meier	.748
1988-89	Jenni Kraft	.900
1989-90	Katie Meier	.729
1990-91	Dana McDonald	.795
1991-92	Robin Baker	.767
1992-93	Kristina Meiman	.849
1993-94	Ali Day	.846
1994-95	Ali Day	.831
1995-96	Ali Day	.730
1996-97	Kira Orr	.833
1997-98	Nicole Erickson	.876
1998-99	Nicole Erickson	.885
1999-00	Sheana Mosch	.812
2000-01	Sheana Mosch	.792
2001-02	Sheana Mosch	.833
2002-03	Iciss Tillis	.800
2003-04	Iciss Tillis	.865
2004-05	Monique Currie	.781
2005-06	Monique Currie	.819
2006-07	Abby Waner	.769
2007-08	Chante Black	.778
2008-09	Abby Waner	.780
2009-10	Jasmine Thomas	.791
2010-11	Chelsea Gray	.805
2011-12	Tricia Liston	.867
2012-13	Tricia Liston	.931
2013-14	Tricia Liston	.852
2014-15	Rebecca Greenwell	.789
2015-16	Rebecca Greenwell	.778
2016-17	Lexie Brown	.928

Steals

1978-79	Kim Matthews	60
1979-80	Patti Thomasson	48
1980-81	Claire Rose	55
1981-82	Maura Hertzog	57
1982-83	Maura Hertzog	48
1983-84	Maura Hertzog	65
1984-85	Joanne Boyle	75
1985-86	Katie Meier	58
1986-87	Katie Meier	68
1987-88	Katie Meier	54
1988-89	Tracey Christopher	47
1989-90	Katie Meier	52
1990-91	Traci Williams	38
1991-92	Dana McDonald	37
1992-93	Missy Anderson	63
1993-94	Missy Anderson	51
1994-95	Kira Orr	57
1995-96	Kira Orr	60
1996-97	Kira Orr	59
1997-98	Peppi Browne	61
1998-99	Peppi Browne	52
1999-00	Peppi Browne	61
2000-01	Alana Beard	106
2001-02	Alana Beard	114
2002-03	Alana Beard	104
2003-04	Alana Beard	80
2004-05	Monique Currie	77
2005-06	Lindsey Harding	75
2006-07	Abby Waner	85
2007-08	Abby Waner	80
2008-09	Abby Waner	83
2009-10	Jasmine Thomas	100
2010-11	Jasmine Thomas	85
2011-12	Chelsea Gray	93
2012-13	Chelsea Gray	89
2013-14	Alexis Jones	59
2014-15	Rebecca Greenwell	66
2015-16	Rebecca Greenwell	45
2016-17	Lexie Brown	96

Minutes Per Game

1978-79	Leslie Earnhardt	33.4
1979-80	Barb Krause	32.3
1980-81	Barb Krause	33.5
1981-82	Stacy Hurd	31.8
1982-83	Jo Harlow	27.6
1983-84	Jo Harlow	34.6
1984-85	Maura Hertzog	31.9
1985-86	Chris Moreland	30.6
1986-87	Katie Meier	33.7
1987-88	Leigh Morgan	31.9
1988-89	Robin Baker	33.0
1989-90	Katie Meier	36.0
1990-91	Traci Williams	32.3
1991-92	Robin Baker	28.7
1992-93	Monika Kost	28.7
1993-94	Missy Anderson	31.4
1994-95	Nicole Johnson	26.2
1995-96	Ali Day	32.6
1996-97	Kira Orr	34.9
1997-98	Hilary Howard	34.3
1999-98	Nicole Erickson	31.8
1998-99	Nicole Erickson	28.6
1999-00	Georgia Schweitzer	31.4
2000-01	Georgia Schweitzer	32.4
2001-02	Alana Beard	33.1
2002-03	Alana Beard	31.4
2003-04	Alana Beard	31.4
2004-05	Wanisha Smith	32.3
2005-06	Lindsey Harding	28.9
2006-07	Lindsey Harding	30.4
2007-08	Abby Waner	29.7
2008-09	Abby Waner	31.5
2009-10	Jasmine Thomas	32.4
2010-11	Jasmine Thomas	32.6
2011-12	Chelsea Gray	32.4
2012-13	Chelsea Gray	30.3
2013-14	Tricia Liston	31.4
2014-15	Rebecca Greenwell	34.4
2015-16	Rebecca Greenwell	33.7
2016-17	Lexie Brown	33.9

Missy Anderson #20

Year	G-GS	Min-Avg	FG-FGA	Pct	3P-3PA	Pct	FT-FTA	Pct	Reb	Avg	PF--FO	AST	TO	BS	ST	Pts	Avg
1990-91	18-1	88-4.9	6-25	.240	0-2	.000	1-4	.250	7	0.4	6-0	3	10	0	4	13	0.7
1991-92	28-17	481-17.2	23-65	.354	2-8	.250	19-30	.633	47	1.7	38-1	29	47	0	30	67	2.4
1992-93	27-26	849-31.4	56-157	.357	6-23	.261	43-63	.683	105	3.9	61-0	102	90	0	63	161	6.0
1993-94	27-27	662-24.5	44-130	.338	12-43	.279	24-41	.585	66	2.4	46-0	90	51	2	51	124	4.6
Career	100-71	2080-20.8	129-377	.342	20-76	.263	87-138	.630	225	2.3	151-1	224	198	2	148	365	3.7

Paula Anderson #4

Year	G-GS	Min-Avg	FG-FGA	Pct	3P-3PA	Pct	FT-FTA	Pct	Reb	Avg	PF--FO	AST	TO	BS	ST	Pts	Avg
1984-85	25-0	234-9.4	19-44	.432	0-0	.000	17-25	.680	47	1.9	27-0	15	23	3	5	55	2.2
1985-86	30-27	809-27.0	98-222	.441	0-0	.000	37-60	.617	148	4.9	92-3	71	89	7	36	233	7.8
1986-87	26-25	762-29.3	101-231	.437	0-0	.000	30-47	.638	139	5.3	58-1	44	74	2	23	232	8.9
1987-88	28-28	879-31.4	104-276	.377	6-17	.353	52-71	.732	132	4.7	89-5	110	90	12	36	266	9.5
Career	109-80	2684-24.6	322-773	.417	6-17	.353	136-203	.670	466	4.3	266-9	240	276	24	100	786	7.2

Missy Ayotte #35

Year	G-GS	Min-Avg	FG-FGA	Pct	3P-3PA	Pct	FT-FTA	Pct	Reb	Avg	PF--FO	AST	TO	BS	ST	Pts	Avg
1989-90	2-0	19-9.5	0-2	.000	0-0	.000	0-0	.000	3	1.5	1-0	2	0	0	0	0	0.0
Career	2-0	19-9.5	0-2	.000	0-0	.000	0-0	.000	3	1.5	1-0	2	0	0	0	0	0.0

Robin Baker #10

Year	G-GS	Min-Avg	FG-FGA	Pct	3P-3PA	Pct	FT-FTA	Pct	Reb	Avg	PF--FO	AST	TO	BS	ST	Pts	Avg
1988-89	25-24	824-33.0	61-157	.389	13-31	.419	42-56	.750	72	2.9	61-1	101	79	2	27	177	7.1
1989-90	4-0	24-6.0	3-8	.375	0-1	.000	1-3	.333	1	0.3	1-0	1	1	0	1	7	1.8
1990-91	28-26	877-31.3	53-171	.310	11-61	.180	70-92	.761	85	3.0	68-2	81	85	1	36	187	6.7
1991-92	25-20	717-28.7	94-238	.395	34-89	.382	66-86	.767	68	2.7	52-0	69	76	2	32	288	11.5
Career	82-70	2442-29.8	211-574	.368	58-182	.319	179-237	.755	226	2.8	182-3	252	241	5	96	659	8.0

Alison Bales #43

Year	G-GS	Min-Avg	FG-FGA	Pct	3P-3PA	Pct	FT-FTA	Pct	Reb	Avg	PF--FO	AST	TO	BS	ST	Pts	Avg
2003-04	24-0	237-9.9	29-52	.558	0-0	.000	20-29	.690	67	2.8	30-0	13	19	29	6	78	3.3
2004-05	36-33	876-24.3	106-221	.480	1-1	1.000	63-94	.670	236	6.6	73-0	67	35	134	17	276	7.7
2005-06	35-23	731-20.9	113-215	.526	0-0	.000	92-117	.786	236	6.7	64-0	40	44	120	42	318	9.1
2006-07	34-34	990-29.1	142-306	.464	1-2	.500	118-159	.742	265	7.8	79-1	67	68	151	39	403	11.9
Career	129-90	2834-22.0	390-794	.491	2-3	.667	293-399	.734	804	6.2	246-1	187	166	434	104	1075	8.3

Mistie Bass #1

Year	G-GS	Min-Avg	FG-FGA	Pct	3P-3PA	Pct	FT-FTA	Pct	Reb	Avg	PF--FO	AST	TO	BS	ST	Pts	Avg
2002-03	37-15	594-16.1	89-181	.492	0-0	.000	78-115	.678	138	3.7	76-2	28	38	26	24	256	6.9
2003-04	34-34	776-22.8	132-216	.611	0-0	.000	77-122	.631	182	5.4	84-0	26	51	42	31	341	10.0
2004-05	36-36	975-27.1	176-327	.538	0-1	.000	68-111	.613	258	7.2	79-0	64	63	30	41	420	11.7
2005-06	35-35	867-24.8	160-259	.618	0-0	.000	72-111	.649	222	6.3	75-1	57	69	33	31	392	11.2
Career	142-120	3212-22.6	557-983	.567	0-1	.000	295-459	.643	800	5.6	314-3	175	221	131	127	1409	9.9

Alana Beard #20

Year	G-GS	Min-Avg	FG-FGA	Pct	3P-3PA	Pct	FT-FTA	Pct	Reb	Avg	PF--FO	AST	TO	BS	ST	Pts	Avg
2000-01	30-30	893-29.8	194-379	.512	10-51	.196	111-141	.787	136	4.5	86-4	113	81	30	106	509	17.0
2001-02	35-35	1164-33.1	275-481	.572	25-66	.379	119-158	.753	213	6.1	88-2	154	93	25	114	694	19.8
2002-03	37-37	1161-31.4	294-558	.527	24-85	.282	201-259	.776	256	6.9	98-0	110	87	48	104	813	22.0
2003-04	34-34	1067-31.4	242-488	.496	36-115	.313	151-194	.778	184	5.4	74-0	132	76	46	80	671	19.7
Career	136-136	4285-31.5	1005-1906	.527	95-317	.300	582-752	.774	789	5.8	346-6	509	337	149	404	2687	19.8

Lynnee Belton #34

Year	G-GS	Min-Avg	FG-FGA	Pct	3P-3PA	Pct	FT-FTA	Pct	Reb	Avg	PF--FO	AST	TO	BS	ST	Pts	Avg
2014-15	8-0	66-8.3	11-17	.647	0-0	.000	8-13	.615	18	2.3	12-0	2	11	3	1	30	3.8
2015-16	20-4	211-10.6	22-52	.423	0-0	.000	10-17	.588	60	3.0	27-0	11	29	2	11	54	2.7
2016-17	29-0	187/6.4	12-34	.353	0-0	.000	21-37	.568	50	1.7	28-0	8	26	4	5	45	1.6
Career	57-4	464-8.1	45-103	.437	0-0	.000	39-67	.582	128	2.2	65-0	21	66	9	17	129	2.3

Betsy Bergeron #40

Year	G-GS	Min-Avg	FG-FGA	Pct	3P-3PA	Pct	FT-FTA	Pct	Reb	Avg	PF--FO	AST	TO	BS	ST	Pts	Avg
1977-78	19-6	---	11-42	.262	0-0	.000	8-12	.667	30	1.6	0-0	33	0	0	0	30	1.6
1978-79	16-1	---	10-27	.370	0-0	.000	0-5	.000	7	0.4	8-0	9	0	0	0	20	1.3
Career	35-7	---	21-69	.304	0-0	.000	8-17	.471	37	1.1	8-0	42	0	0	0	50	1

Chante Black #11

Year	G-GS	Min-Avg	FG-FGA	Pct	3P-3PA	Pct	FT-FTA	Pct	Reb	Avg	PF--FO	AST	TO	BS	ST	Pts	Avg
2004-05	34-3	641-18.9	87-165	.527	0-0	.000	36-70	.514	260	7.6	64-0	39	57	46	28	210	6.2
2005-06	34-12	636-18.7	109-202	.540	0-0	.000	49-84	.583	208	6.1	90-1	20	57	65	28	267	7.9
2006-07	Medical Redshirt																
2007-08	35-35	953-27.2	191-364	.525	0-0	.000	112-144	.778	249	7.1	84-1	49	77	81	49	494	14.1
2008-09	33-33	949-28.8	178-366	.486	0-3	.000	111-153	.725	278	8.4	75-3	49	85	69	47	467	14.2
Career	136-83	3179-23.4	565-1097	.515	0-3	.000	308-451	.683	995	7.3	313-5	157	276	261	152	1438	10.6

Payton Black #33

Year	G-GS	Min-Avg	FG-FGA	Pct	3P-3PA	Pct	FT-FTA	Pct	Reb	Avg	PF--FO	AST	TO	BS	ST	Pts	Avg
1995-96	33-0	625-18.9	132-231	.571	0-0	.000	86-133	.647	170	5.2	94-3	19	63	23	20	350	10.6
1996-97	29-29	798-27.5	160-310	.516	0-0	.000	78-117	.667	172	5.9	91-2	47	59	27	32	398	13.7
1997-98	30-19	594-19.8	124-227	.546	0-0	.000	67-112	.598	107	3.6	65-0	24	57	25	21	315	10.5
1998-99	35-1	412-11.6	94-168	.560	0-1	.000	61-81	.753	92	2.6	61-2	14	33	3	13	249	7.1
Career	127-49	2429-19.1	510-936	.545	0-1	.000	292-443	.659	541	4.3	311-7	104	212	78	86	1312	10.3

Zeki Blanding #22

Year	G-GS	Min-Avg	FG-FGA	Pct	3P-3PA	Pct	FT-FTA	Pct	Reb	Avg	PF--FO	AST	TO	BS	ST	Pts	Avg
1991-92	24-0	207-8.6	51-117	.436	0-0	.000	17-25	.680	42	1.8	30-0	3	22	9	7	119	5.0
1992-93	24-8	501-20.9	118-242	.488	0-0	.000	13-33	.394	117	4.9	73-6	10	37	23	18	249	10.4
1993-94	27-17	449-16.6	98-215	.456	0-0	.000	22-47	.468	122	4.5	56-0	16	46	20	18	218	8.1
1994-95	25-0	236-9.4	46-97	.474	0-0	.000	22-40	.550	71	2.8	36-0	7	21	10	7	114	4.6
Career	100-25	1393-13.9	313-671	.466	0-0	.000	74-145	.510	352	3.5	195-6	36	126	62	50	700	7.0

Joanne Boyle #23

Year	G-GS	Min-Avg	FG-FGA	Pct	3P-3PA	Pct	FT-FTA	Pct	Reb	Avg	PF--FO	AST	TO	BS	ST	Pts	Avg
1981-82	20-1	---	9-32	.281	0-0	.000	3-7	.429	19	1.0	13-0	3	0	0	0	21	1.1
1982-83	20-1	74-3.7	26-69	.377	0-0	.000	14-21	.667	41	2.1	23-1	11	11	1	10	66	3.3
1983-84	27-3	449-16.6	56-155	.361	0-0	.000	41-55	.745	82	3.0	51-1	34	50	5	28	153	5.7
1984-85	27-4	770-28.5	151-317	.476	0-0	.000	59-90	.656	85	3.1	86-5	80	78	19	75	361	13.4
Career	94-9	1293-17.5	242-573	.422	0-0	.000	117-173	.676	227	2.4	173-7	128	139	25	113	601	6.4

Susan Brandau #31

Year	G-GS	Min-Avg	FG-FGA	Pct	3P-3PA	Pct	FT-FTA	Pct	Reb	Avg	PF--FO	AST	TO	BS	ST	Pts	Avg
1991-92	26-5	299-11.5	10-24	.417	1-2	.500	11-25	.440	23	0.9	27-1	36	44	1	13	32	1.2
1992-93	27-1	310-11.5	13-30	.433	2-4	.500	12-23	.522	29	1.1	39-0	50	46	2	36	40	1.5
1993-94	10-0	66-6.6	4-9	.444	0-1	.000	2-2	1.000	8	0.8	4-0	9	7	0	6	10	1.0
1994-95	28-2	290-10.4	5-19	.263	2-7	.286	9-11	.818	24	0.9	22-1	42	35	0	16	21	0.8
Career	91-8	965-10.6	32-82	.390	5-14	.357	34-61	.557	84	0.9	92-2	137	132	3	71	103	1.1

Katie Brodnik #30

Year	G-GS	Min-Avg	FG-FGA	Pct	3P-3PA	Pct	FT-FTA	Pct	Reb	Avg	PF--FO	AST	TO	BS	ST	Pts	Avg
1995-96	13-0	82-6.3	2-10	.200	0-0	.000	0-1	.000	10	0.8	6-0	8	6	3	4	4	0.3
1996-97	10-0	34-3.4	3-7	.429	0-0	.000	1-3	.333	6	0.6	2-0	2	3	0	1	7	0.7
Career	23-0	116-5.0	5-7	.294	0-0	.000	1-4	.250	16	0.7	8-0	10	9	3	5	11	0.5

LaNedra Brown #32

Year	G-GS	Min-Avg	FG-FGA	Pct	3P-3PA	Pct	FT-FTA	Pct	Reb	Avg	PF--FO	AST	TO	BS	ST	Pts	Avg
1999-00	18-0	133-7.4	18-29	.621	0-0	.000	5-12	.417	26	1.4	20-0	5	14	8	4	41	2.3
2000-01	17-0	122-6.6	19-30	.633	0-0	.000	11-17	.647	32	1.9	22-0	1	12	1	5	49	2.9
Career	35-0	245-7.0	37-59	.627	0-0	.000	16-29	.552	58	1.7	42-0	6	26	9	9	90	2.6

Lexie Brown #4

Year	G-GS	Min-Avg	FG-FGA	Pct	3P-3PA	Pct	FT-FTA	Pct	Reb	Avg	PF--FO	AST	TO	BS	ST	Pts	Avg
2016-17	34-34	1153-33.9	210-430	.488	73-183	.399	129-139	.928	126	3.7	51-0	131	92	1	96	622	18.3
Career	34-34	1153-33.9	210-430	.488	73-183	.399	129-139	.928	126	3.7	51-0	131	92	1	96	622	18.3

Shaeeta Brown #32

Year	G-GS	Min-Avg	FG-FGA	Pct	3P-3PA	Pct	FT-FTA	Pct	Reb	Avg	PF--FO	AST	TO	BS	ST	Pts	Avg
1993-94	19-0	139-7.3	17-37	.459	0-1	.000	13-25	.520	17	0.9	15-0	13	19	0	12	47	2.5
1994-95	29-0	339-11.7	33-73	.452	0-1	.000	11-33	.333	59	2.0	31-0	38	25	1	20	77	2.7
1996-97	13-1	78-6.0	4-11	.364	0-0	.000	0-1	.000	9	0.7	6-0	6	7	0	3	8	0.6
1997-98	19-1	131-6.9	10-28	.357	0-1	.000	2-7	.286	24	1.3	5-0	5	11	0	7	22	1.2
Career	80-2	687-8.6	64-149	.430	0-3	.000	26-66	.394	109	1.4	57-0	62	62	1	42	154	1.9

Peppi Browne #10

Year	G-GS	Min-Avg	FG-FGA	Pct	3P-3PA	Pct	FT-FTA	Pct	Reb	Avg	PF--FO	AST	TO	BS	ST	Pts	Avg
1996-97	30-15	742-24.7	69-161	.429	6-27	.222	65- 87	.747	122	4.1	60-3	64	61	9	43	209	7.0
1997-98	32-32	875-27.3	136-253	.538	1-5	.200	70-109	.642	197	6.2	90-3	54	93	6	61	343	10.7
1998-99	35-33	882-25.2	112-240	.467	3-10	.300	79-111	.712	222	6.3	66-1	66	90	14	52	306	8.7
1999-00	20-20	616-30.8	100-211	.474	1-6	.167	73-92	.793	136	6.8	46-1	50	61	10	61	274	13.7
Career	117-100	3115-26.6	417-865	.482	11-48	.229	287-399	.719	677	5.8	262-8	234	305	39	217	1132	9.7

Liz Bulger #34

Year	G-GS	Min-Avg	FG-FGA	Pct	3P-3PA	Pct	FT-FTA	Pct	Reb	Avg	PF--FO	AST	TO	BS	ST	Pts	Avg
1977-78	20-8	---	27-88	.307	0-0	.000	11-37	.297	105	5.3	0-0	8	0	0	0	65	3.3
1978-79	22-1	---	27-75	.360	0-0	.000	11-32	.344	79	3.6	34-0	7	0	0	0	65	3.0
Career	42-9	---	54-163	.331	0-0	.000	22-69	.319	184	4.4	34-0	15	0	0	0	130	3.1

Sierra Calhoun #4

Year	G-GS	Min-Avg	FG-FGA	Pct	3P-3PA	Pct	FT-FTA	Pct	Reb	Avg	PF--FO	AST	TO	BS	ST	Pts	Avg
2014-15	13-13	389-29.9	38-121	.314	18-62	.290	37-42	.881	49	3.8	25-0	18	29	3	14	131	10.1
Career	13-13	389-29.9	38-121	.314	18-62	.290	37-42	.881	49	3.8	25-0	18	19	3	14	131	10.1

Tracy Carter #15

Year	G-GS	Min-Avg	FG-FGA	Pct	3P-3PA	Pct	FT-FTA	Pct	Reb	Avg	PF--FO	AST	TO	BS	ST	Pts	Avg
1988-89	8-0	13-1.6	0-0	.000	0-0	.000	0-0	.000	2	.3	3-0	0	1	0	0	0	0
Career	8-0	13-1.6	0-0	.000	0-0	.000	0-0	.000	2	.3	3-0	0	1	0	0	0	0

Joy Cheek #21

Year	G-GS	Min-Avg	FG-FGA	Pct	3P-3PA	Pct	FT-FTA	Pct	Reb	Avg	PF--FO	AST	TO	BS	ST	Pts	Avg
2006-07	33-0	519-15.7	64-142	.451	0-4	.000	48-64	.750	127	3.8	66-0	16	53	4	27	176	5.3
2007-08	35-24	783-22.3	138-269	.513	11-26	.423	47-69	.681	184	5.3	104-4	26	68	11	43	334	5.5
2008-09	33-16	720-21.8	111-284	.391	12-45	.267	47-67	.701	156	4.7	96-1	30	70	12	42	281	8.5
2009-10	36-36	986-27.1	137-364	.376	16-49	.327	67-98	.684	212	5.9	79-1	46	93	20	53	357	9.9
Career	137-76	2998-21.1	450-1059	.425	39-124	.315	209-298	.701	679	5.0	345-6	118	284	47	165	1148	8.4

Jennifer Chestnut #42

Year	G-GS	Min-Avg	FG-FGA	Pct	3P-3PA	Pct	FT-FTA	Pct	Reb	Avg	PF--FO	AST	TO	BS	ST	Pts	Avg
1980-81	22-5	314-14.3	57-105	.542	---	---	17-46	.369	103	4.6	44-0	3	37	9	15	131	6.9
1981-82	29-20	722-24.9	117-264	.443	---	---	54-100	.540	250	8.3	81-4	16	55	16	32	288	9.9
1982-83	22-20	325-23.2	130-249	.522	---	---	49-80	.613	163	7.4	59-2	27	34	5	16	309	14.0
1983-84	27-27	809-30.0	119-266	.447	---	---	57-116	.491	231	8.6	81-6	37	78	7	54	29	10.9
Career	100-74	2170-21.7	423-884	.479	---	---	177-342	.518	737	7.4	265-12	82	204	37	117	1023	10.2

Oderah Chidom #22

Year	G-GS	Min-Avg	FG-FGA	Pct	3P-3PA	Pct	FT-FTA	Pct	Reb	Avg	PF--FO	AST	TO	BS	ST	Pts	Avg
2013-14	35-1	502-14.3	76-126	.603	0-0	.000	49-84	.583	139	4.0	59-0	13	50	29	20	201	5.7
2014-15	21-6	406-19.3	77-136	.566	0-0	.000	24-35	.686	105	5.0	52-0	39	43	18	21	178	8.5
2015-16	32-25	774-24.2	124-232	.534	0-1	.000	58-98	.592	208	6.5	75-3	39	81	39	36	306	9.6
2016-17	34-23	755-22.2	124-230	.539	1-3	.333	28-52	.538	177	5.2	79-0	50	75	67	38	277	8.1
Career	122-55	2437-20.0	401-724	.554	1-4	.250	159-269	.591	629	5.2	265-3	141	249	153	115	962	7.9

Karima Christmas #13

Year	G-GS	Min-Avg	FG-FGA	Pct	3P-3PA	Pct	FT-FTA	Pct	Reb	Avg	PF--FO	AST	TO	BS	ST	Pts	Avg
2007-08	30-0	317-10.6	50-96	.521	0-6	.000	23-39	.590	78	2.6	32-0	15	19	5	24	123	4.1
2008-09	32-2	616-19.3	84-170	.494	17-37	.459	54-83	.651	135	4.2	53-1	32	35	8	44	239	7.5
2009-10	36-18	922-25.6	121-281	.431	24-84	.286	81-113	.717	189	5.3	80-0	53	49	26	79	347	9.6
2010-11	36-35	949-26.4	107-285	.375	15-71	.211	114-163	.699	227	6.3	73-0	60	76	13	57	343	9.5
Career	134-55	2804-20.9	362-832	.435	56-198	.283	272-398	.683	628	4.7	238-1	160	179	42	204	1052	7.9

Tracy Christopher #33

Year	G-GS	Min-Avg	FG-FGA	Pct	3P-3PA	Pct	FT-FTA	Pct	Reb	Avg	PF--FO	AST	TO	BS	ST	Pts	Avg
1985-86	23-0	179-7.8	26-55	.473	0-0	.000	13-22	.591	58	2.5	30-1	3	13	0	9	65	2.8
1986-87	27-2	257-9.5	23-53	.434	0-0	.000	13-24	.542	63	2.3	38-0	23	27	1	9	59	2.2
1987-88	28-5	355-12.7	30-66	.455	0-0	.000	10-26	.385	82	2.6	47-1	9	32	8	25	70	2.5
1988-89	28-28	882-31.5	95-189	.503	0-0	.000	49-86	.570	270	9.6	73-3	56	96	3	47	239	8.5
Career	106-35	1673-15.8	174-363	.479	0-0	.000	85-158	.538	473	4.5	188-5	91	168	12	90	433	4.1

Windsor Coggeshall #15

Year	G-GS	Min-Avg	FG-FGA	Pct	3P-3PA	Pct	FT-FTA	Pct	Reb	Avg	PF--FO	AST	TO	BS	ST	Pts	Avg
1993-94	20-0	184-9.2	22-63	.349	3-14	.214	5-6	.833	25	1.3	16-0	19	14	2	13	52	3.6
1994-95	24-0	271-11.3	38-103	.369	11-42	.262	11-16	.688	32	1.3	19-0	18	20	5	11	98	4.1
1995-96	25-16	567-22.7	74-173	.428	24-56	.429	4-9	.444	77	3.1	31-0	64	47	8	16	176	7.0
1999-97	27-15	408-15.1	46-105	.438	11-39	.282	0-1	.000	33	1.2	15-0	24	26	0	10	103	3.8
Career	96-31	1430-14.9	180-444	.405	49-151	.325	20-32	.625	167	1.7	81-0	125	107	15	50	429	4.5

Heather Conway #23

Year	G-GS	Min-Avg	FG-FGA	Pct	3P-3PA	Pct	FT-FTA	Pct	Reb	Avg	PF--FO	AST	TO	BS	ST	Pts	Avg
1980-81	5-1	---	13-23	.565	0-0	.000	11-21	.524	28	5.6	14-0	0	0	0	0	37	7.4
Career	5-1	---	13-23	.565	0-0	.000	11-21	.524	28	5.6	14-0	0	0	0	0	37	7.4

Kendall Cooper #21

Year	G-GS	Min-Avg	FG-FGA	Pct	3P-3PA	Pct	FT-FTA	Pct	Reb	Avg	PF--FO	AST	TO	BS	ST	Pts	Avg
2013-14	31-0	247-8.0	28-61	.459	0-2	.000	9-21	.429	61	2.0	61-0	8	19	30	5	65	2.1
2014-15	34-7	479-14.1	49-117	.419	0-3	.000	37-62	.597	126	3.7	60-1	30	55	24	18	135	4.0
2015-16	11-2	155-14.1	19-38	.500	0-1	.000	3-8	.375	40	3.6	20-1	14	8	13	8	41	3.7
2016-17	34-23	664-19.5	94-173	.543	1-3	.333	30-46	.652	158	4.6	80-0	41	56	52	37	219	6.4
Career	110-32	1545/14.0	190-389	.488	1-9	.111	79-137	.577	385	3.5	221-2	93	138	119	68	460	4.2

Jenny Copeland #12

Year	G-GS	Min-Avg	FG-FGA	Pct	3P-3PA	Pct	FT-FTA	Pct	Reb	Avg	PF--FO	AST	TO	BS	ST	Pts	Avg
1981-82	13-0	---	1-5	.200	0-0	.000	1-3	.333	3	0.2	3-0	2	0	0	0	3	.2
Career	13-0	---	1-5	.200	0-0	.000	1-3	.333	3	0.2	3-0	2	0	0	0	3	.2

Rometra Craig #5

Year	G-GS	Min-Avg	FG-FGA	Pct	3P-3PA	Pct	FT-FTA	Pct	Reb	Avg	PF--FO	AST	TO	BS	ST	Pts	Avg
2000-01	33-4	616-18.7	91-241	.378	34-62	.297	34-62	.548	71	2.2	57-0	40	65	2	36	238	7.2
2001-02	7-1	100-14.3	14-40	.350	7-12	.100	7-12	.583	12	1.7	20-0	9	11	1	9	36	5.1
Career	40-5	716-17.9	105-281	.374	41-74	.274	41-74	.554	83	2.1	77-0	49	76	3	45	274	6.9

Monique Currie #25

Year	G-GS	Min-Avg	FG-FGA	Pct	3P-3PA	Pct	FT-FTA	Pct	Reb	Avg	PF--FO	AST	TO	BS	ST	Pts	Avg
2001-02	35-22	971-27.7	178-360	.494	8-34	.235	138-179	.771	209	6.0	87-2	90	90	24	50	502	14.3
2002-03	Medical Redshirt																
2003-04	34-34	943-27.7	151-318	.475	10-42	.238	105-139	.755	208	6.1	103-4	101	83	28	53	417	12.6
2004-05	36-36	1127-31.3	218-489	.446	26-82	.317	168-215	.781	254	7.1	85-2	123	109	14	77	630	17.5
2005-06	35-35	972-27.8	202-425	.475	42-100	.420	127-155	.819	203	5.8	83-0	99	69	9	48	573	16.4
Career	140-127	4013-28.7	749-1592	.470	86-258	.333	538-688	.782	874	6.2	358-8	413	351	75	228	2122	15.2

Ali Day #52

Year	G-GS	Min-Avg	FG-FGA	Pct	3P-3PA	Pct	FT-FTA	Pct	Reb	Avg	PF--FO	AST	TO	BS	ST	Pts	Avg
1992-93	26-8	525-20.2	56-109	.514	0-1	.000	36-48	.750	95	3.7	58-1	24	60	5	20	148	5.7
1993-94	25-11	529-21.2	78-128	.609	0-1	.000	44-52	.846	97	3.9	39-0	18	37	2	25	200	8.0
1994-95	31-31	1012-32.6	190-342	.556	16-27	.593	103-124	.831	204	6.6	84-1	46	96	2	28	499	16.1
1995-96	33-33	975-29.5	149-302	.493	44-111	.396	46-63	.730	221	6.7	74-2	68	87	12	37	388	11.8
Career	115-83	3041-26.4	473-881	.537	60-140	.429	229-287	.798	617	5.4	255-4	156	280	21	110	1235	10.7

Leslie Earnhardt #21

Year	G-GS	Min-Avg	FG-FGA	Pct	3P-3PA	Pct	FT-FTA	Pct	Reb	Avg	PF--FO	AST	TO	BS	ST	Pts	Avg
1978-79	20-20	---	101-209	.483	0-0	.0	17-23	.739	115	5.8	34-0	37	0	0	0	219	11.0
1979-80	27-18	---	80-184	.435	0-0	.0	24-48	.632	123	4.6	45-0	23	0	0	0	184	6.8
Career	47-38	---	181-393	.461	0-0	.0	41-61	.672	238	5.1	79-0	60	0	0	0	403	8.6

Ruth Ellis #42

Year	G-GS	Min-Avg	FG-FGA	Pct	3P-3PA	Pct	FT-FTA	Pct	Reb	Avg	PF--FO	AST	TO	BS	ST	Pts	Avg
1977-78	20-15	---	58-156	.372	0-0	.000	48-64	.750	76	3.8	0-0	20	0	0	0	164	8.2
Career	20-0	---	58-156	.372	0-0	.000	48-64	.750	76	3.8	0-0	20	0	0	0	164	8.2

Nicole Erickson #22

Year	G-GS	Min-Avg	FG-FGA	Pct	3P-3PA	Pct	FT-FTA	Pct	Reb	Avg	PF--FO	AST	TO	BS	ST	Pts	Avg
1997-98	32-31	1017-31.8	129-321	.402	60-156	.385	92-105	.876	88	2.8	59-1	104	80	5	39	410	12.8
1998-99	34-28	974-28.6	123-288	.427	62-153	.405	69-78	.885	108	3.2	79-3	108	65	2	27	377	11.1
Career	66-59	1991-30.2	252-609	.414	122-309	.395	161-183	.880	196	3.0	138-4	212	145	7	66	787	11.9

Valerie Evans #30

Year	G-GS	Min-Avg	FG-FGA	Pct	3P-3PA	Pct	FT-FTA	Pct	Reb	Avg	PF--FO	AST	TO	BS	ST	Pts	Avg
1990-1991	26-0	149-5.7	16-28	.571	0-0	.000	7-11	.636	44	1.7	12-0	5	16	0	0	39	1.5
1992-1993	25-25	670-26.8	85-214	.397	0-1	.000	75-101	.743	153	6.1	64-2	21	43	11	14	245	9.8
1993-1994	18-6	193-10.7	22-59	.373	0-1	.000	14-23	.609	38	2.1	20-0	12	12	2	5	58	3.2
Career	69-31	1012-14.7	123-301	.409	0-2	.000	96-135	.711	235	3.4	96-2	38	71	13	19	342	5.0

Stephanie Fagerberg #21

Year	G-GS	Min-Avg	FG-FGA	Pct	3P-3PA	Pct	FT-FTA	Pct	Reb	Avg	PF--FO	AST	TO	BS	ST	Pts	Avg
1977-78	10-1	---	2-15	.133	0-0	.000	5-10	.500	5	0.5	0-0	0	0	0	0	9	0.9
Career	10-1	---	2-15	.133	0-0	.000	5-10	.500	5	0.5	0-0	0	0	0	0	9	0.9

Dade Fletcher #32

Year	G-GS	Min-Avg	FG-FGA	Pct	3P-3PA	Pct	FT-FTA	Pct	Reb	Avg	PF--FO	AST	TO	BS	ST	Pts	Avg
1987-88	14-0	40-2.9	3-4	.750	0-0	.000	6-9	.667	5	0.4	3-0	0	3	0	0	12	0.9
Career	14-0	40-2.9	3-4	.750	0-0	.000	6-9	.667	5	0.4	3-0	0	3	0	0	12	0.9

Jessica Foley #24

Year	G-GS	Min-Avg	FG-FGA	Pct	3P-3PA	Pct	FT-FTA	Pct	Reb	Avg	PF--FO	AST	TO	BS	ST	Pts	Avg
2002-03	32-0	246-13.3	61-147	.415	30-86	.349	22-26	.846	67	2.1	36-1	62	32	2	18	174	5.4
2003-04	34-0	563-16.6	66-190	.347	38-116	.328	17-20	.850	66	1.9	58-1	67	41	6	34	187	5.5
2004-05	34-32	1036-30.5	124-318	.390	68-191	.356	55-69	.797	137	4.0	74-2	122	73	9	64	371	10.9
2005-06	35-0	565-16.1	71-160	.444	39-97	.402	16-19	.842	57	1.6	47-1	59	47	3	28	197	5.6
Career	135-32	2590-19.2	322-815	.395	175-490	.357	110-134	.821	327	2.4	215-5	310	193	20	144	929	6.9

Jennifer Forte #34

Year	G-GS	Min-Avg	FG-FGA	Pct	3P-3PA	Pct	FT-FTA	Pct	Reb	Avg	PF--FO	AST	TO	BS	ST	Pts	Avg
1996-97	18-2	136-7.6	8-26	.308	0-0	.000	23-34	.676	40	2.2	29-0	4	19	1	4	39	2.2
1997-98	4-0	9-2.3	1-1	1.000	0-0	.000	0-0	.000	1	0.3	0-0	0	2	0	0	2	0.5
Career	22-2	145-6.6	9-27	.333	0-0	.000	23-34	.676	41	1.9	29-0	4	21	1	4	41	1.9

Kathy Friend #34

Year	G-GS	Min-Avg	FG-FGA	Pct	3P-3PA	Pct	FT-FTA	Pct	Reb	Avg	PF--FO	AST	TO	BS	ST	Pts	Avg
1977-78	14-8	---	50-125	.400	0-0	.000	10-13	.769	26	1.9	0-0	9	0	0	0	110	7.9
1978-79	10-0	---	5-23	.217	0-0	.000	0-0	.000	18	1.8	2-0	3	0	0	0	10	1.0
Career	24-8	---	55-148	.372	0-0	.000	10-13	.769	44	1.8	2-0	12	0	0	0	120	5.0

Jenna Frush #35

Year	G-GS	Min-Avg	FG-FGA	Pct	3P-3PA	Pct	FT-FTA	Pct	Reb	Avg	PF--FO	AST	TO	BS	ST	Pts	Avg
2011-12	9-0	26-2.9	1-5	.200	1-5	.200	2-2	1.000	2	0.2	0-0	0	2	0	1	5	0.6
2012-13	15-0	31-2.1	1-5	.200	1-5	.200	0-0	.000	5	0.3	1-0	1	2	0	0	3	0.2
2013-14	10-0	27-2.7	1-5	.200	1-5	.200	0-0	.000	1	0.1	2-0	2	2	0	0	3	0.3
2014-15	15-1	33-2.2	1-5	.200	1-3	.333	6-10	.600	6	0.4	1-0	1	2	0	1	9	0.6
Career	49-1	117-2.4	4-20	.200	4-18	.222	8-12	.667	14	0.3	4-0	4	8	0	2	20	0.4

Carrem Gay #30

Year	G-GS	Min-Avg	FG-FGA	Pct	3P-3PA	Pct	FT-FTA	Pct	Reb	Avg	PF--FO	AST	TO	BS	ST	Pts	Avg
2005-06	26-0	229-8.8	40-64	.625	0-0	.000	16-25	.640	62	2.4	21-0	8	17	13	20	96	3.7
2006-07	34-34	791-23.3	122-210	.581	0-0	.000	55-74	.743	198	5.8	86-2	35	70	21	48	299	8.8
2007-08	35-11	676-19.3	96-201	.478	0-6	.000	40-67	.597	178	5.8	79-1	33	54	23	56	232	6.6
2008-09	33-28	673-20.4	89-198	.449	5-15	.333	36-52	.692	168	5.1	67-0	25	49	23	56	219	6.6
Career	128-73	2369-18.5	347-673	.516	5-21	.238	147-218	.674	606	5.1	253-3	101	190	80	180	846	6.6

Lello Gebisa #20

Year	G-GS	Min-Avg	FG-FGA	Pct	3P-3PA	Pct	FT-FTA	Pct	Reb	Avg	PF--FO	AST	TO	BS	ST	Pts	Avg
1999-00	15-0	81-5.4	13-27	.481	0-0	.000	7-11	.636	16	1.1	12-0	4	8	2	1	33	2.2
2000-01	18-0	80-4.4	7-17	.412	0-0	.000	3-7	.429	20	1.1	9-0	3	17	6	2	17	0.9
Career	33-0	161-4.9	20-44	.455	0-0	.000	10-18	.556	36	1.1	21-0	7	25	8	3	50	1.5

Krista Gingrich #21

Year	G-GS	Min-Avg	FG-FGA	Pct	3P-3PA	Pct	FT-FTA	Pct	Reb	Avg	PF--FO	AST	TO	BS	ST	Pts	Avg
1998-99	34-0	509-15.0	62-160	.388	29-72	.403	34-45	.756	70	2.1	40-0	65	48	1	14	187	5.5
1999-00	33-23	796-24.1	79-237	.333	39-116	.336	64-88	.727	71	2.2	64-1	100	76	0	43	261	7.9
2000-01	19-0	122-6.4	6-28	.214	3-17	.176	6-6	1.000	12	0.6	11-0	14	19	1	2	21	1.1
2001-02	34-3	589/17.3	61-147	.415	53-114	.465	23-26	.885	58	1.7	50-0	88	55	3	14	198	5.8
Career	120-26	2016/16.8	208-572	.364	124-319	.389	127-165	.770	211	1.8	165-1	267	198	5	73	667	5.6

Carol Giordano #25

Year	G-GS	Min-Avg	FG-FGA	Pct	3P-3PA	Pct	FT-FTA	Pct	Reb	Avg	PF--FO	AST	TO	BS	ST	Pts	Avg
1977-78	16-0	---	11-50	.220	0-0	.000	8-15	.533	26	1.6	0-0	1	0	0	0	30	1.9
Career	16-0	---	11-50	.220	0-0	.000	8-15	.533	26	1.6	0-0	1	0	0	0	30	1.9

Connie Goins #32

Year	G-GS	Min-Avg	FG-FGA	Pct	3P-3PA	Pct	FT-FTA	Pct	Reb	Avg	PF--FO	AST	TO	BS	ST	Pts	Avg
1982-83	19-16	381-20.1	71-159	.447	0-0	.000	37-50	.740	80	4.2	25-0	39	32	3	21	179	9.4
1983-84	27-25	668-24.7	91-192	.474	0-0	.000	66-92	.717	95	3.5	29-1	60	55	2	28	248	9.2
1984-85	27-27	838-31.0	124-255	.486	0-0	.000	86-106	.811	140	5.2	32-0	71	67	2	36	334	12.4
1985-86	28-28	821-29.3	142-300	.473	0-0	.000	95-126	.754	146	5.2	34-0	127	67	10	35	379	13.5
Career	101-96	2708-26.8	428-906	.472	0-0	.000	284-374	.759	461	4.6	120-1	297	221	17	120	1140	11.3

Hayley Gorecki #2

YEAR	G-GS	MIN-AVG	FG-FGA	PCT	3P-3PA	PCT	FT-FTA	PCT	REB	AVG	PF-FO	AST	TO	BS	ST	PTS	AVG
2015-16	14-1	227/16.2	20-72	.278	8-36	.222	15-17	.882	37	2.6	9-0	15	25	1	16	63	4.5
Career	14-1	227/16.2	20-72	.278	8-36	.222	15-17	.882	37	2.6	9-0	15	25	1	16	63	4.5

Chelsea Gray #12

Year	G-GS	Min-Avg	FG-FGA	Pct	3P-3PA	Pct	FT-FTA	Pct	Reb	Avg	PF--FO	AST	TO	BS	ST	Pts	Avg
2010-11	34-18	721-21.2	99-229	.432	33-83	.398	66-82	.805	113	3.3	49-0	86	62	7	66	297	8.7
2011-12	33-33	1064-32.2	153-334	.458	29-77	.377	78-95	.821	162	4.9	66-0	201	115	12	93	413	12.5
2012-13	25-25	758-30.3	107-254	.421	22-54	.407	80-94	.851	132	5.3	45-0	136	66	3	89	316	12.6
2013-14	17-17	471-27.7	68-135	.504	10-30	.333	38-51	.745	71	4.2	33-0	122	55	4	50	184	10.8
Career	109-93	3014-27.7	427-952	.449	94-244	.385	262-322	.814	478	4.4	193-0	545	298	26	298	1210	11.1

Rebecca Greenwell #23

Year	G-GS	Min-Avg	FG-FGA	Pct	3P-3PA	Pct	FT-FTA	Pct	Reb	Avg	PF--FO	AST	TO	BS	ST	Pts	Avg
2014-15	34-34	1171-34.4	157-396	.396	72-202	.356	90-114	.789	187	5.5	54-1	70	107	8	66	476	14.0
2015-16	30-30	1011-33.7	158-357	.443	73-175	.417	63-81	.778	177	5.9	52-0	63	85	7	45	452	15.1
2016-17	34-34	114-33.6	187-422	.443	83-208	.399	100-114	.877	217	6.4	61-0	83	92	8	53	557	16.4
Career	98-98	3325-33.9	502-1175	.427	228-585	.390	253-309	.819	581	5.9	167-1	216	284	23	164	1485	15.2

Jeanne Griffin #33

Year	G-GS	Min-Avg	FG-FGA	Pct	3P-3PA	Pct	FT-FTA	Pct	Reb	Avg	PF--FO	AST	TO	BS	ST	Pts	Avg
1978-79	9-0	155-7.8	3-20	.150	0-0	.000	1-2	.500	15	1.7	8-0	1	0	0	0	7	0.8
Career	9-0	155-7.8	3-20	.150	0-0	.000	1-2	.500	15	1.7	8-0	1	0	0	0	7	0.8

Olga Gvozdenovic #24

Year	G-GS	Min-Avg	FG-FGA	Pct	3P-3PA	Pct	FT-FTA	Pct	Reb	Avg	PF--FO	AST	TO	BS	ST	Pts	Avg
1999-00	20-1	155-7.8	12-29	.414	0-0	.000	16-19	.842	27	1.4	24-0	6	16	0	5	40	2.0
2000-01	16-0	100-6.3	10-20	.500	0-0	.000	9-15	.600	27	1.7	25-0	5	10	0	2	29	1.8
Career	36-1	255-7.1	22-49	.449	0-0	.000	25-34	.735	54	1.5	49-0	11	26	0	7	69	1.9

Tyish Hall #24

Year	G-GS	Min-Avg	FG-FGA	Pct	3P-3PA	Pct	FT-FTA	Pct	Reb	Avg	PF--FO	AST	TO	BS	ST	Pts	Avg
1993-94	23-3	290-12.6	55-93	.591	0-0	.000	29-39	.744	75	3.3	40-0	19	20	13	18	139	6.0
1994-95	31-30	805-26.0	124-199	.623	0-0	.000	43-70	.614	197	6.4	85-1	46	58	26	33	291	9.4
1995-96	33-33	982-29.8	216-330	.655	0-0	.000	65-93	.699	232	7.0	92-3	44	62	44	39	497	15.1
1996-97	22-21	359-16.3	149-240	.617	0-0	.000	63-88	.716	128	5.8	59-4	26	50	13	34	359	16.3
Career	109-87	2436-22.3	543-862	.630	0-0	.000	200-290	.690	632	5.8	276-8	135	190	96	124	1286	11.8

Lynne Hanrahan #42

Year	G-GS	Min-Avg	FG-FGA	Pct	3P-3PA	Pct	FT-FTA	Pct	Reb	Avg	PF--FO	AST	TO	BS	ST	Pts	Avg
1985-86	10-0	23-2.3	0-4	.000	0-0	.000	2-3	.667	5	0.5	1-0	0	0	0	0	2	0.2
Career	10-0	23-2.3	0-4	.000	0-0	.000	2-3	.667	5	0.5	1-0	0	0	0	0	2	0.2

Lindsey Harding #10

Year	G-GS	Min-Avg	FG-FGA	Pct	3P-3PA	Pct	FT-FTA	Pct	Reb	Avg	PF--FO	AST	TO	BS	ST	Pts	Avg
2002-03	37-16	958-25.9	84-192	.438	1-13	.077	62-81	.765	145	3.9	63-1	124	59	9	68	231	6.2
2003-04	34-33	1003-29.5	83-181	.459	7-29	.241	57-87	.655	154	4.5	60-1	168	76	2	67	230	6.8
2004-05	Redshirt Season																
2005-06	35-35	1012-28.9	138-287	.481	23-56	.411	75-96	.781	130	3.7	48-1	156	84	4	75	374	10.7
2006-07	34-34	1035-30.4	169-381	.444	24-63	.381	101-135	.748	136	4.0	49-0	131	77	10	51	463	13.6
Career	140-118	4008-28.6	474-1041	.455	55-161	.342	295-399	.739	565	4.0	220-3	579	296	25	261	1298	9.3

Jo Harlow #34

Year	G-GS	Min-Avg	FG-FGA	Pct	3P-3PA	Pct	FT-FTA	Pct	Reb	Avg	PF--FO	AST	TO	BS	ST	Pts	Avg
1980-81	23-0	---	38-71	.535	0-0	.000	8-12	.667	51	2.2	17-0	8	0	0	0	84	3.7
1981-82	29-20	---	87-216	.403	0-0	.000	48-70	.686	187	6.4	52-0	44	0	0	0	222	7.7
1982-83	25-23	478-19.1	89-202	.441	0-0	.000	27-31	.871	147	5.9	51-1	47	33	2	25	205	8.2
1983-84	27-27	933-34.6	110-231	.476	0-0	.000	39-58	.672	169	6.3	50-3	60	46	2	30	259	9.6
Career	104-70	1411-27.14	324-720	.450	0-0	.000	122-171	.713	554	5.3	170-4	159	79	4	55	770	7.4

Sue Harnett #23

Year	G-GS	Min-Avg	FG-FGA	Pct	3P-3PA	Pct	FT-FTA	Pct	Reb	Avg	PF--FO	AST	TO	BS	ST	Pts	Avg
1986-87	29-8	613-21.1	122-248	.492	0-0	.000	46-64	.719	168	5.8	64-0	30	33	37	7	290	10.0
1987-88	28-23	756-27.0	157-316	.497	0-1	.000	74-112	.661	218	7.8	79-3	36	78	36	13	388	13.9
1988-89	27-26	816-30.2	211-393	.537	0-0	.000	104-154	.675	222	8.2	78-1	41	73	21	40	526	19.5
1989-90 (RS)	5-5	138-27.6	43-66	.652	0-0	.000	5-11	.455	44	8.8	19-2	3	18	4	4	91	18.2
1990-91	28-28	897-32.0	194-362	.536	0-0	.000	102-143	.713	247	8.8	69-3	54	88	32	22	490	17.5
Career	117-90	3220-27.5	727-1385	.525	0-1	.000	331-484	.684	899	7.7	309-9	164	290	130	86	1785	15.3

Allison Hart #40

Year	G-GS	Min-Avg	FG-FGA	Pct	3P-3PA	Pct	FT-FTA	Pct	Reb	Avg	PF--FO	AST	TO	BS	ST	Pts	Avg
1981-82	17-0	---	23-53	.434	0-0	.0	11-17	.647	54	3.2	28-0	7	0	0	0	57	3.4
1982-83	15-0	51-3.4	5-14	.357	0-0	.0	8-9	.889	17	1.1	10-0	3	4	0	0	18	1.2
1983-84	21-0	89-4.2	9-21	.429	0-0	.0	14-22	.636	25	1.2	14-0	2	15	0	1	32	1.5
Career	53-0	140-3.8	37-88	.420	0-0	.0	33-48	.688	96	1.8	52-0	12	19	0	1	107	2.0

Maureen Hathorn #33

Year	G-GS	Min-Avg	FG-FGA	Pct	3P-3PA	Pct	FT-FTA	Pct	Reb	Avg	PF--FO	AST	TO	BS	ST	Pts	Avg
1977-78	19-6	---	29-99	.293	0-0	.000	13-25	.520	86	4.5	0-0	3	0	0	0	71	3.7
Career	19-6	---	29-99	.293	0-0	.000	13-25	.520	86	4.5	0-0	3	0	0	0	71	3.7

Janee Hayes #42

Year	G-GS	Min-Avg	FG-FGA	Pct	3P-3PA	Pct	FT-FTA	Pct	Reb	Avg	PF--FO	AST	TO	BS	ST	Pts	Avg
1998-99	15-0	75-5.0	12-23	.522	0-0	.000	9-17	.529	22	1.5	7-0	0	3	1	3	33	2.2
1999-00	30-1	286-9.5	23-53	.434	0-0	.000	34-51	.667	61	2.0	13-0	5	20	2	9	80	2.7
Career	45-1	361-8.0	35-76	.461	0-0	.000	43-69	.632	83	1.8	20-0	5	23	3	12	113	2.5

Ada Healey #52

Year	G-GS	Min-Avg	FG-FGA	Pct	3P-3PA	Pct	FT-FTA	Pct	Reb	Avg	PF--FO	AST	TO	BS	ST	Pts	Avg
1980-81	23-9	---	58-146	.397	0-0	.000	30-41	.732	82	3.6	47-1	19	0	0	0	146	6.3
Career	23-9	---	58-146	.397	0-0	.000	30-41	.732	82	3.6	47-1	19	0	0	0	146	6.3

Amber Henson #30

Year	G-GS	Min-Avg	FG-FGA	Pct	3P-3PA	Pct	FT-FTA	Pct	Reb	Avg	PF--FO	AST	TO	BS	ST	Pts	Avg
2011-12 (RS)	8-0	93-11.6	6-25	.240	0-3	.000	2-9	.222	15	1.9	10-0	5	7	4	7	14	1.8
2012-13	Medical Redshirt																
2013-14	27-5	252-9.3	17-53	.321	5-16	.313	6-10	.600	47	1.7	37-0	4	18	16	12	45	1.7
2014-15	33-17	667-20.2	49-137	.358	10-33	.303	25-36	.694	131	4.0	63-0	43	59	30	22	133	4.0
2015-16	20-16	434-21.7	39-103	.379	6-26	.231	6-8	.750	102	5.1	50-1	31	36	39	15	90	4.5
Career	88-38	1446-16.4	111-318	.349	21-78	.269	39-63	.619	295	3.4	160-1	83	120	89	56	282	3.2

Juanita Hepburn #55

Year	G-GS	Min-Avg	FG-FGA	Pct	3P-3PA	Pct	FT-FTA	Pct	Reb	Avg	PF--FO	AST	TO	BS	ST	Pts	Avg
1997-98	11-0	47-4.3	10-20	.500	0-0	.000	9-14	.643	21	1.9	8-0	3	4	1	4	29	2.6
Career	11-0	47-4.3	10-20	.500	0-0	.000	9-14	.643	21	1.9	8-0	3	4	1	4	29	2.6

Maura Hertzog #23

Year	G-GS	Min-Avg	FG-FGA	Pct	3P-3PA	Pct	FT-FTA	Pct	Reb	Avg	PF--FO	AST	TO	BS	ST	Pts	Avg
1981-82	28-22	---	95-213	.446	0-0	.000	15-21	.714	74	2.6	59-1	69	0	0	0	205	7.3
1982-83	22-9	253-11.5	56-113	.496	0-0	.000	16-18	.889	43	2.0	41-2	38	34	0	31	128	5.8
1983-84	27-27	879-32.6	78-180	.433	0-0	.000	24-33	.727	62	2.3	69-0	72	91	11	65	180	6.7
1984-85	27-27	861-31.9	79-175	.451	0-0	.000	29-42	.690	73	2.7	59-0	79	78	8	53	187	6.9
Career	104-85	1993-30.2	308-681	.452	0-0	.000	84-114	.737	252	2.4	228-3	258	203	19	149	700	6.7

Chelsea Hopkins #1

Year	G-GS	Min-Avg	FG-FGA	Pct	3P-3PA	Pct	FT-FTA	Pct	Reb	Avg	PF--FO	AST	TO	BS	ST	Pts	Avg
2008-09	20-0	163-8.2	14-27	.519	1-1	1.000	24-32	.750	22	1.1	8-0	12	23	0	16	53	2.7
2009-10	26-0	213-8.2	10-27	.370	2-7	.286	9-17	.529	25	1.0	16-0	19	25	0	18	31	1.2
Career	46-0	376-8.2	24-54	.444	3-8	.375	33-49	.673	47	1.0	24-0	31	48	0	34	84	1.8

Hilary Howard #11

Year	G-GS	Min-Avg	FG-FGA	Pct	3P-3PA	Pct	FT-FTA	Pct	Reb	Avg	PF--FO	AST	TO	BS	ST	Pts	Avg
1995-96	23-12	650-28.3	39-101	.386	9-34	.265	19-30	.633	73	3.2	44-1	91	43	0	19	106	4.6
1996-97	30-30	1028-34.3	85-232	.366	30-89	.337	55-73	.753	83	2.8	45-1	149	97	2	38	255	8.5
1997-98	32-32	1002-31.3	115-253	.455	42-104	.404	42-59	.712	109	3.4	45-0	140	64	2	42	314	9.8
1998-99	36-36	1079-30.0	110-291	.378	51-127	.402	40-53	.755	116	3.2	57-0	153	85	2	45	311	8.6
Career	121-110	3759-31.1	349-877	.398	132-354	.373	156-215	.726	381	3.1	191-2	533	289	6	144	986	8.1

Caitlin Howe #32

Year	G-GS	Min-Avg	FG-FGA	Pct	3P-3PA	Pct	FT-FTA	Pct	Reb	Avg	PF--FO	AST	TO	BS	ST	Pts	Avg
2003-04	16-0	95-5.9	10-29	.345	5-18	.278	1-1	1.000	10	0.6	7-0	7	5	0	2	26	14.6
2004-05	11-1	173-15.7	17-57	.298	10-41	.244	4-5	.800	14	1.3	12-0	13	13	0	10	48	4.4
Career	27-1	268-9.9	27-86	.314	15-59	.244	5-6	.833	24	0.9	19-0	20	18	0	12	74	2.7

Brittany Hunter #44

Year	G-GS	Min-Avg	FG-FGA	Pct	3P-3PA	Pct	FT-FTA	Pct	Reb	Avg	PF--FO	AST	TO	BS	ST	Pts	Avg
2003-04	27-0	424-15.7	96-172	.558	0-0	.000	26-52	.500	131	4.9	58-1	20	41	33	22	218	8.1
Career	27-0	424-15.7	96-172	.558	0-0	.000	26-52	.500	131	4.9	58-1	20	41	33	22	218	8.1

Kim Hunter #20

Year	G-GS	Min-Avg	FG-FGA	Pct	3P-3PA	Pct	FT-FTA	Pct	Reb	Avg	PF--FO	AST	TO	BS	ST	Pts	Avg
1983-84	21-0	152-7.2	15-47	.319	0-0	.000	8-10	.800	9	0.4	25-0	10	21	0	30	38	1.8
1984-85	19-0	221-11.6	19-52	.365	0-0	.000	11-15	.733	23	1.2	16-0	32	35	0	13	49	2.6
1985-86	30-26	633-21.1	32-99	.323	0-0	.000	20-33	.606	32	1.1	65-2	59	61	0	28	84	2.8
1986-87	29-13	489-16.9	26-68	.382	0-0	.000	18-24	.750	47	1.6	47-2	45	53	0	16	70	2.4
Career	99-39	1495-15.1	92-266	.346	0-0	.000	57-82	.695	111	1.1	153-4	146	170	0	87	241	2.4

Stacy Hurd #50

Year	G-GS	Min-Avg	FG-FGA	Pct	3P-3PA	Pct	FT-FTA	Pct	Reb	Avg	PF--FO	AST	TO	BS	ST	Pts	Avg
1980-81	25-25	---	138-278	.496	0-0	.000	49-67	.731	174	7.0	64-1	18	---	---	---	325	13.0
1981-82	29-24	---	178-403	.442	0-0	.000	39-66	.591	192	6.6	77-3	29	---	---	---	395	13.6
1982-83	25-9	361-14.4	147-294	.500	0-0	.000	44-61	.721	138	5.5	38-1	24	30	4	8	338	13.5
1983-84	25-6	496-19.8	78-194	.402	0-0	.000	27-32	.844	91	3.6	21-0	26	39	11	15	183	7.3
Career	104-64	857-17.14	541-1169	.463	0-0	.000	159-226	.704	595	5.7	200-5	97	69	15	23	1241	11.9

Keturah Jackson #31

Year	G-GS	Min-Avg	FG-FGA	Pct	3P-3PA	Pct	FT-FTA	Pct	Reb	Avg	PF--FO	AST	TO	BS	ST	Pts	Avg
2006-07	23-0	205-8.9	17-42	.405	0-0	.000	11-18	.611	41	1.8	23-0	14	16	2	12	45	2.0
2007-08	35-10	594-17.0	60-143	.420	2-9	.222	23-46	.500	108	3.1	64-2	28	55	12	56	145	4.1
2008-09	32-16	583-18.2	39-118	.331	3-11	.273	18-35	.514	94	2.9	53-1	50	52	5	41	99	3.1
2009-10	36-33	956-26.6	83-202	.411	13-45	.289	32-56	.571	129	3.6	78-1	93	81	16	83	211	5.9
Career	126-59	2338-18.6	199-505	.394	18-65	.277	84-155	.542	372	3.0	218-4	185	204	35	192	500	4.0

Richa Jackson #15

Year	G-GS	Min-Avg	FG-FGA	Pct	3P-3PA	Pct	FT-FTA	Pct	Reb	Avg	PF--FO	AST	TO	BS	ST	Pts	Avg
2010-11	28-3	292-10.4	35-88	.398	2-10	.200	21-31	.677	68	2.4	30-0	12	24	1	22	93	3.3
2011-12	25-17	613-24.5	93-182	.511	6-16	.375	44-72	.611	116	4.6	35-0	28	44	2	45	236	9.4
2012-13	27-9	508-18.8	52-152	.342	5-31	.161	44-57	.772	90	3.3	39-2	10	36	4	31	153	5.7
2013-14	35-18	865-24.7	117-229	.511	9-25	.360	60-109	.550	128	3.7	64-1	49	63	6	53	303	8.7
Career	115-47	2278-19.8	297-651	.456	22-82	.268	169-269	.628	402	3.5	168-3	99	167	13	151	785	6.8

Ka'lia Johnson #14

Year	G-GS	Min-Avg	FG-FGA	Pct	3P-3PA	Pct	FT-FTA	Pct	Reb	Avg	PF--FO	AST	TO	BS	ST	Pts	Avg
2011-12	24-0	184-7.7	13-32	.406	2-11	.182	10-13	.769	37	1.5	16-0	6	13	1	9	38	1.6
2012-13	34-0	360-10.6	27-75	.360	2-9	.222	13-26	.500	97	2.9	30-0	11	25	0	21	69	2.0
2013-14	31-5	462-14.9	45-91	.495	6-16	.375	32-49	.653	84	2.7	39-0	22	39	1	17	128	4.1
2014-15	34-32	990-29.1	79-189	.418	22-62	.355	70-95	.737	137	4.0	93-1	126	87	6	59	250	7.4
Career	123-37	1996-16.2	164-387	.424	32-98	.327	125-183	.683	355	2.9	178-1	165	164	8	106	485	3.9

Nicole Johnson #40

Year	G-GS	Min-Avg	FG-FGA	Pct	3P-3PA	Pct	FT-FTA	Pct	Reb	Avg	PF--FO	AST	TO	BS	ST	Pts	Avg
1990-91	27-1	359-13.3	45-108	.417	0-0	.000	13-25	.520	48	1.8	30-0	18	29	8	8	103	3.8
1991-92	28-22	759-27.1	107-249	.430	0-0	.000	67-93	.720	113	4.0	75-2	55	73	24	27	281	10.0
1992-93	19-13	442-23.3	42-122	.344	0-0	.000	35-47	.745	39-53	92	4.8	31	43	11	21	119	6.3
1993-94	27-27	707-26.2	100-222	.450	0-0	.000	46-60	.767	108	4.0	53-1	73	57	19	27	246	9.1
Career	101-63	2267-22.4	294-701	.419	0-0	.000	161-225	.716	361	3.6	204-5	177	202	62	83	749	7.4

Alexis Jones #2

Year	G-GS	Min-Avg	FG-FGA	Pct	3P-3PA	Pct	FT-FTA	Pct	Reb	Avg	PF--FO	AST	TO	BS	ST	Pts	Avg
2012-13	36-36	1049-29.1	127-297	.428	26-76	.342	62-78	.795	160	4.4	89-2	144	129	11	63	342	9.5
2013-14	28-28	859-30.7	137-290	.472	40-103	.388	52-66	.788	115	4.1	61-0	148	90	4	59	366	13.1
Career	64-64	1908-29.8	264-587	.450	66-179	.369	114-144	.792	275	4.3	150-2	292	219	15	122	708	11-1

Takisha Jones #45

Year	G-GS	Min-Avg	FG-FGA	Pct	3P-3PA	Pct	FT-FTA	Pct	Reb	Avg	PF--FO	AST	TO	BS	ST	Pts	Avg
1995-96	16-0	87-5.4	13-25	.520	0-0	.000	3-14	.214	27	1.7	17-0	2	10	2	1	29	1.8
1996-97	19-0	135-7.1	17-33	.515	0-0	.000	5-16	.313	45	2.4	20-1	3	6	3	3	39	2.1
1997-98	18-0	86-4.8	8-29	.276	0-0	.000	4-13	.308	24	1.3	20-0	0	7	0	0	20	1.1
1998-99	9-0	34-3.8	7-14	.500	0-0	.000	5-7	.714	16	1.8	6-0	1	4	0	1	19	2.1
Career	62-0	342-5.5	45-101	.446	0-0	.000	17-50	.340	112	1.8	63-1	6	27	5	5	107	1.7

Rita Kalinowski #34

Year	G-GS	Min-Avg	FG-FGA	Pct	3P-3PA	Pct	FT-FTA	Pct	Reb	Avg	PF--FO	AST	TO	BS	ST	Pts	Avg
1984-85	13-0	64-4.9	8-22	.364	0-0	.000	1-6	.167	26	2.0	10-0	2	3	1	0	17	1.3
1985-86	20-1	151-7.6	8-31	.258	0-0	.000	2-5	.400	42	2.1	13-0	3	10	2	1	18	0.9
1986-87	15-0	44-2.9	0-5	.000	0-0	.000	0-2	.000	13	0.9	5-0	2	3	0	1	0	0.0
Career	48-1	259-5.4	16-58	.276	0-0	.000	3-13	.231	81	1.7	28-0	7	16	3	2	35	0.7

Carey Kauffman #23

Year	G-GS	Min-Avg	FG-FGA	Pct	3P-3PA	Pct	FT-FTA	Pct	Reb	Avg	PF--FO	AST	TO	BS	ST	Pts	Avg
1991-92	26-3	295-11.3	49-110	.445	1-2	.500	22-32	.688	61	2.3	33-1	14	34	7	12	121	4.7
1992-93	27-27	790-29.3	136-288	.472	0-0	.000	54-72	.750	181	6.7	82-4	32	94	16	20	326	12.1
1993-94	27-19	679-25.1	142-274	.518	0-1	.000	59-87	.678	223	8.3	58-1	26	47	13	36	343	12.7
1994-95	31-31	993-32.0	179-383	.467	1-2	.500	79-96	.823	261	8.4	74-2	68	57	13	30	438	14.1
Career	111-80	2757-24.8	506-1055	.480	2-5	.400	214-287	.746	726	6.5	247-8	140	232	49	98	1228	11.1

Monika Kost #25

Year	G-GS	Min-Avg	FG-FGA	Pct	3P-3PA	Pct	FT-FTA	Pct	Reb	Avg	PF--FO	AST	TO	BS	ST	Pts	Avg
1987-88	28-0	263-9.4	20-37	.541	0-0	.000	23-34	.676	60	2.1	32-0	7	22	1	2	63	2.3
1989-90	28-25	890-31.8	108-212	.509	0-0	.000	90-142	.634	194	6.9	82-3	46	62	8	16	306	10.9
1990-91	27-27	822-30.4	94-182	.516	0-0	.000	89-147	.605	184	6.8	74-1	42	68	3	12	277	10.3
1991-92	29-28	833-28.7	112-203	.552	0-0	0.00	98-151	.649	174	6.0	70-2	39	62	3	17	322	11.1
Career	112-80	2808-25.1	334-634	.527	0-0	0.00	300-474	.633	612	5.5	258-6	134	214	15	47	968	8.6

Jenni Kraft #30

Year	G-GS	Min-Avg	FG-FGA	Pct	3P-3PA	Pct	FT-FTA	Pct	Reb	Avg	PF--FO	AST	TO	BS	ST	Pts	Avg
1988-89	28-3	564-20.1	125-245	.510	41-76	.539	90-100	.900	76	2.7	55-0	36	43	3	12	381	13.6
Career	28-3	564-20.1	125-245	.510	41-76	.539	90-100	.900	76	2.7	55-0	36	43	3	12	381	13.6

Vicki Krapohl #12

Year	G-GS	Min-Avg	FG-FGA	Pct	3P-3PA	Pct	FT-FTA	Pct	Reb	Avg	PF--FO	AST	TO	BS	ST	Pts	Avg
2000-01	21-0	117-5.6	8-20	.400	7-14	.500	5-7	.714	13	.6	11-0	18	15	1	9	28	1.3
2001-02	35-29	676-19.3	49-104	.471	46-97	.474	3-5	.600	74	2.1	21-0	94	44	1	40	147	4.2
2002-03	37-37	925-25.0	65-170	.382	59-155	.381	5-11	.455	65	1.8	37-1	98	52	1	43	194	5.2
2003-04	34-3	714-21.0	63-143	.441	59-137	.431	12-19	.632	61	1.8	29-0	80	30	1	40	197	5.8
Career	127-69	2432-19.1	185-437	.423	171-403	.424	25-42	.595	213	1.7	98-1	290	141	4	132	566	4.5

Barb Krause #44

Year	G-GS	Min-Avg	FG-FGA	Pct	3P-3PA	Pct	FT-FTA	Pct	Reb	Avg	PF--FO	AST	TO	BS	ST	Pts	Avg
1978-79	22-21	---	135-284	.475	0-0	.000	51-77	.662	237	10.8	57-0	26	0	0	0	321	14.6
1979-80	27-26	---	127-291	.436	0-0	.000	99-135	.733	251	9.3	84-5	22	0	0	0	535	13.1
1980-81	25-25	---	121-238	.508	0-0	.000	82-102	.804	244	9.8	79-2	37	0	0	0	324	13.0
Career	74-0	---	383-813	.471	0-0	.000	232-314	.739	732	9.9	220-7	85	0	0	0	998	13.5

Laura Kurz #3

Year	G-GS	Min-Avg	FG-FGA	Pct	3P-3PA	Pct	FT-FTA	Pct	Reb	Avg	PF--FO	AST	TO	BS	ST	Pts	Avg
2004-05	35-0	535-15.3	78-154	.506	33-73	.452	8-11	.727	78	2.2	61-1	28	40	21	23	197	5.6
2005-06	30-0	347-11.6	62-115	.539	23-52	.442	14-16	.875	73	2.4	35-0	13	19	7	18	161	5.4
Career	65-0	882-13.6	140-269	.520	56-125	.448	22-27	.815	151	2.3	97-1	41	59	28	41	358	5.5

Kyra Lambert #15

Year	G-GS	Min-Avg	FG-FGA	Pct	3P-3PA	Pct	FT-FTA	Pct	Reb	Avg	PF--FO	AST	TO	BS	ST	Pts	Avg
2015-16	32-23	874/27.3	70-184	.380	18-56	.321	40-61	.656	88	2.8	79-1	79	62	5	36	198	6.2
2016-17	33-33	992-30.1	98-225	.436	23-58	.397	39-53	.736	122	3.7	44-1	116	58	5	56	258	7.8
Career	65-56	1866-28.7	168-409	.411	41-114	.360	79-114	.693	210	3.2	123-2	195	120	10	92	456	7.0

Ellen Langhi #40

Year	G-GS	Min-Avg	FG-FGA	Pct	3P-3PA	Pct	FT-FTA	Pct	Reb	Avg	PF--FO	AST	TO	BS	ST	Pts	Avg
1985-86	30-0	370-12.6	59-131	.450	0-0	.000	15-25	.600	75	2.5	21-0	16	29	2	4	133	4.4
1986-87	28-1	246-8.8	34-93	.366	0-0	.000	9-15	.600	41	1.5	20-1	18	20	1	2	77	2.8
1987-88	28-5	418-14.9	59-159	.371	2-10	.200	13-23	.565	56	2.0	30-1	34	45	0	5	133	4.8
1988-89	28-28	765-27.3	104-281	.370	17-61	.279	40-51	.784	97	3.5	59-2	50	55	3	14	265	9.5
Career	114-34	1808-15.9	256-664	.386	19-71	.268	77-114	.675	269	2.4	130-4	118	149	6	25	608	5.3

Celeste Lavoie #11

Year	G-GS	Min-Avg	FG-FGA	Pct	3P-3PA	Pct	FT-FTA	Pct	Reb	Avg	PF--FO	AST	TO	BS	ST	Pts	Avg
1990-91	11-0	62-5.6	80-24	.33	0-0	.000	3-4	.750	12	1.1	4-0	1	5	0	1	19	1.7
1991-92	29-29	792-27.3	157-305	.515	0-1	.000	556-89	.629	181	6.2	67-2	67	62	11	30	370	12.8
Career	40-29	854-21.4	165-329	.502	0-1	.000	59-93	.634	193	4.8	71-2	68	67	11	31	389	9.7

Sue Leonard #32

Year	G-GS	Min-Avg	FG-FGA	Pct	3P-3PA	Pct	FT-FTA	Pct	Reb	Avg	PF--FO	AST	TO	BS	ST	Pts	Avg
1978-79	14-0	---	7-32	.219	0-0	.000	6-10	.600	9	0.6	7-0	14	0	0	0	20	1.4
Career	14-0	---	7-32	.219	0-0	.000	6-10	.600	9	0.6	7-0	14	0	0	0	20	1.4

Tricia Liston #32

Year	G-GS	Min-Avg	FG-FGA	Pct	3P-3PA	Pct	FT-FTA	Pct	Reb	Avg	PF--FO	AST	TO	BS	ST	Pts	Avg
2010-11	32-2	384-12.0	60-131	.458	28-72	.389	29-42	.690	67	2.1	24-0	28	30	2	19	177	5.5
2011-12	33-17	871-26.4	134-276	.486	57-124	.460	72-83	.867	129	3.9	46-0	48	49	1	42	397	12.0
2012-13	36-28	1046-29.1	163-364	.448	80-172	.465	81-87	.931	182	5.1	90-0	52	72	3	35	487	13.5
2013-14	35-35	1098-31.4	209-398	.525	87-181	.481	98-115	.852	183	5.2	58-0	57	81	6	20	603	17.2
Career	136-82	3399-25.0	566-1169	.484	252-549	.459	280-327	.856	561	4.1	177-0	185	232	12	116	1664	12.2

Mary Lockey #24

Year	G-GS	Min-Avg	FG-FGA	Pct	3P-3PA	Pct	FT-FTA	Pct	Reb	Avg	PF--FO	AST	TO	BS	ST	Pts	Avg
1978-79	16-6	---	34-88	.386	0-0	.000	4-4	1.000	26	1.6	0-0	4	0	0	0	72	4.5
Career	16-6	---	34-88	.386	0-0	.000	4-4	1.000	26	1.6	0-0	4	0	0	0	72	4.5

Pam Markeiwicz #11

Year	G-GS	Min-Avg	FG-FGA	Pct	3P-3PA	Pct	FT-FTA	Pct	Reb	Avg	PF--FO	AST	TO	BS	ST	Pts	Avg
1978-79	21-5	---	38-82	.463	0-0	.000	8-11	.727	47	2.2	26-0	16	0	0	0	84	4.0
1979-80	21-1	---	19-41	.463	0-0	.000	4-4	1.000	10	.5	15-0	8	0	0	0	42	2.0
Career	42-6	---	57-123	.463	0-0	.000	12-15	.800	57	1.4	41-0	24	0	0	0	126	3.0

Kalita Marsh #15

Year	G-GS	Min-Avg	FG-FGA	Pct	3P-3PA	Pct	FT-FTA	Pct	Reb	Avg	PF--FO	AST	TO	BS	ST	Pts	Avg
2003-04	7-0	17-2.4	3-8	.375	1-2	.500	0-1	.000	4	.6	4-0	1	1	0	0	7	1.0
Career	7-0	17-2.4	3-8	.375	1-2	.500	0-1	.000	4	.6	4-0	1	1	0	0	7	1.0

Patti Martin #10

Year	G-GS	Min-Avg	FG-FGA	Pct	3P-3PA	Pct	FT-FTA	Pct	Reb	Avg	PF--FO	AST	TO	BS	ST	Pts	Avg
1981-82	11-4	---	7-20	.350	0-0	.000	1-2	.500	16	1.5	21-0	24	0	0	0	15	1.4
Career	11-4	---	7-20	.350	0-0	.000	1-2	.500	16	1.5	21-0	24	0	0	0	15	1.4

Kim Matthews #32

Year	G-GS	Min-Avg	FG-FGA	Pct	3P-3PA	Pct	FT-FTA	Pct	Reb	Avg	PF--FO	AST	TO	BS	ST	Pts	Avg
1978-79	22-19	---	65-164	.396	0-0	.000	53-81	.654	93	4.2	60-6	45	0	0	0	183	8.3
1919-80	27-9	---	60-159	.377	0-0	.000	65-101	.644	180	6.7	85-6	45	0	0	0	185	6.9
1980-81	17-7	---	29-72	.403	0-0	.000	41-54	.759	70	4.1	48-2	31	0	0	0	99	5.8
1981-82	28-10	---	48-101	.475	0-0	.000	49-62	.790	79	2.8	50-0	29	0	0	0	145	5.2
Career	94-45	---	202-496	.407	0-0	.000	208-298	.698	422	4.5	234-14	150	0	0	0	612	6.5

Erin Mathias #32

Year	G-GS	Min-Avg	FG-FGA	Pct	3P-3PA	Pct	FT-FTA	Pct	Reb	Avg	PF--FO	AST	TO	BS	ST	Pts	Avg
2014-15	27-0	235-8.7	16-43	.372	0-1	.000	12-20	.600	53	2.0	27-0	6	11	3	5	44	1.6
2015-16	30-3	252-8.4	21-56	.375	0-0	.000	12-21	.571	51	1.7	27-0	14	19	10	2	54	1.8
2016-17	34-6	565-16.6	52-130	.400	0-1	.000	28-39	.718	117	3.4	65-0	39	38	20	20	132	3.9
Career	89-9	1052-11.6	89-229	.389	0-2	.000	52-80	.650	221	2.4	119-0	59	68	33	27	230	2.5

Michele Matyasovsky #41

Year	G-GS	Min-Avg	FG-FGA	Pct	3P-3PA	Pct	FT-FTA	Pct	Reb	Avg	PF--FO	AST	TO	BS	ST	Pts	Avg
1999-00	32-7	632-19.8	96-214	.449	12-41	.293	30-42	.714	98	3.1	75-2	28	59	14	11	234	7.3
2000-01	33-9	598-18.1	80-170	.471	8-23	.348	21-30	.700	96	2.9	93-3	25	54	19	22	189	5.7
2001-02	35-17	751-21.5	90-174	.517	14-39	.359	30-33	.909	130	3.7	79-2	34	47	16	25	224	6.4
2002-03	36-36	739-20.5	74-172	.430	13-45	.289	19-28	.679	126	3.5	87-1	43	33	19	32	180	5.0
Career	136-69	2720-20.0	340-730	.466	47-148	.318	100-133	.752	450	3.3	334-8	130	193	68	90	827	6.1

Tara McCarthy #10

Year	G-GS	Min-Avg	FG-FGA	Pct	3P-3PA	Pct	FT-FTA	Pct	Reb	Avg	PF--FO	AST	TO	BS	ST	Pts	Avg
1977-78	20-17	---	127-263	.483	0-0	.000	77-124	.621	107	5.4	0-0	65	0	0	0	331	16.6
1978-79	22-22	---	123-272	.452	0-0	.000	56-82	.683	66	3.0	49-0	72	0	0	0	302	13.7
1979-80	25-23	---	104-278	.374	0-0	.000	38-62	.613	73	2.9	45-0	75	0	0	0	246	9.8
Career	67-62	---	354-813	.435	0-0	.000	171-268	.638	246	3.7	94-0	212	0	0	0	879	13.1

Dana McDonald #33

Year	G-GS	Min-Avg	FG-FGA	Pct	3P-3PA	Pct	FT-FTA	Pct	Reb	Avg	PF--FO	AST	TO	BS	ST	Pts	Avg
1989-90	28-5	601-21.5	113-272	.415	36-98	.367	16-25	.640	55	2.0	55-1	31	57	0	22	278	9.9
1990-91	27-13	714-26.4	104-275	.378	18-65	.277	31-39	.795	62	2.3	62-2	44	50	2	28	257	9.5
1991-92	26-9	582-22.4	81-196	.413	10-49	.204	19-26	.731	47	1.8	47-0	42	41	3	37	191	7.3
1992-93	17-11	316-18.6	52-134	.388	13-30	.433	17-21	.810	44	2.6	38-2	28	34	1	14	134	7.9
Career	98-38	2213-22.6	350-877	.399	77-42	.318	83-111	.748	208	2.1	202-5	145	182	6	101	860	8.8

Pam McFarland #4

Year	G-GS	Min-Avg	FG-FGA	Pct	3P-3PA	Pct	FT-FTA	Pct	Reb	Avg	PF--FO	AST	TO	BS	ST	Pts	Avg
1988-89	10-0	23-2.3	0-1	.000	0-0	.000	0-1	.000	1	0.1	2-0	1	5	0	2	0	0.0
1989-90	18-0	18-1.0	2-9	.222	0-0	.000	2-4	.500	7	0.4	7-0	15	11	0	4	6	0.3
1990-91	28-16	433-15.5	8-26	.308	0-0	.000	12-25	.480	30	1.1	52-0	51	75	4	27	28	1.0
1991-92	24-10	232-9.7	3-15	.200	0-0	.000	1-4	.250	18	0.8	25-0	17	30	0	12	7	0.3
Career	80-26	706-8.8	13-51	.255	0-0	.000	15-34	.441	56	0.7	86-0	84	121	4	45	41	0.5

Jennifer McGinnis #33

Year	G-GS	Min-Avg	FG-FGA	Pct	3P-3PA	Pct	FT-FTA	Pct	Reb	Avg	PF--FO	AST	TO	BS	ST	Pts	Avg
1994-1995	13-0	82-6.3	12-28	.429	5-15	.333	5-9	.556	29	2.2	10-0	3	6	3	5	34	2.6
Career	13-0	82-6.3	12-28	.429	5-15	.333	5-9	.556	29	2.2	10-0	3	6	3	5	34	2.6

Heather McKaig #5

Year	G-GS	Min-Avg	FG-FGA	Pct	3P-3PA	Pct	FT-FTA	Pct	Reb	Avg	PF--FO	AST	TO	BS	ST	Pts	Avg
1990-91	10-0	25-2.5	1-4	.250	0-0	.000	0-0	.000	1	0.1	0-0	0	2	0	1	2	0.2
1991-92	13-0	37-2.8	4-7	.571	0-0	.000	3-4	.750	7	0.5	3-0	3	2	0	0	11	0.8
1992-93	3-0	---	0-1	.000	0-0	.000	0-0	.000	0	0.0	0-0	0	1	0	0	0	0.0
Career	26-0	62-2.7	5-12	.417	0-0	.000	3-4	.750	8	0.3	3-0	3	5	0	1	13	0.5

Jackie McKisson #54

Year	G-GS	Min-Avg	FG-FGA	Pct	3P-3PA	Pct	FT-FTA	Pct	Reb	Avg	PF--FO	AST	TO	BS	ST	Pts	Avg
1989-90	25-0	191-7.6	27-51	.529	0-0	.000	18-26	.692	43	1.7	30-0	3	18	1	3	72	2.9
Career	25-0	191-7.6	27-51	.529	0-0	.000	18-26	.692	43	1.7	30-0	3	18	1	3	72	2.9

Nazrawit Medhanie #5

Year	G-GS	Min-Avg	FG-FGA	Pct	3P-3PA	Pct	FT-FTA	Pct	Reb	Avg	PF--FO	AST	TO	BS	ST	Pts	Avg
1995-96	29-5	392-13.5	37-84	.440	25-60	.417	11-16	.688	34	1.2	60-3	44	46	0	25	110	3.8
1996-97	26-0	361-13.9	29-65	.446	26-55	.473	3-7	.429	60	2.3	40-1	23	39	0	12	87	3.3
1997-98	27-0	340-12.6	27-102	.265	22-82	.268	26-32	.813	47	1.7	33-0	22	29	0	20	102	3.8
1998-99	26-1	326-12.5	27-74	.365	17-54	.315	14-27	.519	37	1.4	43-2	28	32	1	15	85	3.3
Career	108-6	1419-13.1	120-325	.369	90-251	.359	54-82	.659	178	1.6	176-6	117	146	1	72	384	3.4

Katie Meier #31

Year	G-GS	Min-Avg	FG-FGA	Pct	3P-3PA	Pct	FT-FTA	Pct	Reb	Avg	PF--FO	AST	TO	BS	ST	Pts	Avg
1985-86	30-5	725-24.8	168-339	.496	0-0	.000	102-138	.739	148	4.9	84-4	84	87	11	58	438	14.6
1986-87	29-29	978-33.7	196-408	.480	0-0	.000	98-150	.653	151	5.2	76-3	129	106	11	68	490	16.9
1987-88	22-17	578-26.3	110-237	.464	4-17	.235	80-107	.748	123	5.6	50-1	83	69	15	54	304	13.8
1989-90	28-28	1009-36.0	179-390	.459	4-15	.267	167-229	.729	248	8.9	83-2	113	99	16	52	529	18.9
Career	109-79	3310-30.4	653-1374	.475	8-32	.250	447-624	.716	670	6.1	293-10	409	361	53	232	1761	16.2

Kristina Meiman #21

Year	G-GS	Min-Avg	FG-FGA	Pct	3P-3PA	Pct	FT-FTA	Pct	Reb	Avg	PF--FO	AST	TO	BS	ST	Pts	Avg
1991-92	15-0	79-5.3	7-21	.333	2-3	.667	2-3	.667	10	0.7	2-0	10	5	0	3	18	1.2
1992-93	25-14	396-15.8	57-127	.449	12-33	.364	45-53	.849	46	1.8	25-1	27	32	2	16	171	6.8
1993-94	26-3	326-12.5	53-123	.431	27-64	.422	39-49	.796	42	1.6	34-0	43	36	0	18	172	6.6
1994-95	30-1	401-13.4	54-125	.432	25-67	.373	26-36	.722	76	2.5	49-0	39	34	0	12	159	5.3
Career	96-18	1202-12.5	171-396	.432	66-167	.395	112-141	.794	174	1.8	110-1	119	107	2	49	520	5.4

Candy Mikels #14

Year	G-GS	Min-Avg	FG-FGA	Pct	3P-3PA	Pct	FT-FTA	Pct	Reb	Avg	PF--FO	AST	TO	BS	ST	Pts	Avg
1981-82	27-2	---	47-113	.416	0-0	.000	36-49	.735	90	3.3	49-0	6	0	0	0	130	4.8
1982-83	25-0	206-8.2	56-123	.455	0-0	.000	30-52	.577	80	3.2	60-2	11	43	2	9	142	5.7
1983-84	27-19	708-26.2	136-292	.466	0-0	.000	115-157	.732	171	6.3	91-6	21	84	9	20	387	14.3
1984-85	27-26	829-30.7	135-314	.430	0-0	.000	69-93	.742	213	7.9	32-0	71	73	13	29	339	12.6
Career	106-47	1743-22.1	374-842	.444	0-0	.000	250-351	.712	554	5.2	232-8	109	200	24	58	998	9.4

Brittany Mitch #22

Year	G-GS	Min-Avg	FG-FGA	Pct	3P-3PA	Pct	FT-FTA	Pct	Reb	Avg	PF--FO	AST	TO	BS	ST	Pts	Avg
2005-06	3-0	43-14.3	4-8	.500	1-4	.250	0-1	.000	4	1.3	6-0	10	7	1	4	9	3.0
2006-07	33-0	492-14.9	42-94	.447	13-44	.295	13-26	.500	64	1.9	48-0	37	29	3	35	110	3.3
2007-08	23-5	232-10.1	20-49	.408	4-22	.182	3-6	.500	20	0.9	21-0	24	15	1	19	47	2.0
Career	59-5	767-13.0	66-151	.437	18-70	.257	16-33	.485	88	1.5	75-0	71	51	5	58	166	2.8

Bridgette Mitchell #15

Year	G-GS	Min-Avg	FG-FGA	Pct	3P-3PA	Pct	FT-FTA	Pct	Reb	Avg	PF--FO	AST	TO	BS	ST	Pts	Avg
2006-07	33-0	405-12.3	64-124	.516	1-2	.500	33-2	.786	133	4.0	59-0	17	33	10	32	162	4.9
2007-08	29-6	279-9.6	28-78	.359	2-10	.200	17-33	.515	75	2.6	31-0	23	22	5	14	75	2.6
2008-09	33-11	411-12.5	56-134	.418	4-12	.333	31-41	.756	119	3.6	57-0	18	36	12	25	147	4.5
2009-10	36-26	743-20.6	118-264	.447	11-41	.268	55-69	.797	165	4.6	95-1	39	63	20	56	302	8.4
Career	131-43	266-600	266-600	.443	18-65	.278	136-185	.735	492	3.8	242-1	97	154	47	127	686	5.2

Sue Monroe #31

Year	G-GS	Min-Avg	FG-FGA	Pct	3P-3PA	Pct	FT-FTA	Pct	Reb	Avg	PF--FO	AST	TO	BS	ST	Pts	Avg
1977-78	12-1	---	2-11	.182	0-0	.000	4-4	1.000	6	0.5	0-0	0	0	0	0	8	0.7
1978-79	15-1	---	5-18	.278	0-0	.000	4-6	.667	11	0.7	15-0	4	0	0	0	14	0.9
1979-80	23-0	---	6-10	.600	0-0	.000	6-9	.667	16	0.7	15-0	8	0	0	0	18	0.8
Career	50-2	---	13-39	.333	0-0	.000	14-19	.737	33	0.7	30-0	12	0	0	0	40	0.8

Sierra Moore #5

Year	G-GS	Min-Avg	FG-FGA	Pct	3P-3PA	Pct	FT-FTA	Pct	Reb	Avg	PF--FO	AST	TO	BS	ST	Pts	Avg
2012-13	25-0	194-7.8	26-58	.448	0-0	.000	11-22	.500	24	1.0	21-0	12	6	2	11	63	2.5
Career	25-0	194-7.8	26-58	.448	0-0	.000	11-22	.500	24	1.0	21-0	12	6	2	11	63	2.5

Chris Moreland #24

Year	G-GS	Min-Avg	FG-FGA	Pct	3P-3PA	Pct	FT-FTA	Pct	Reb	Avg	PF--FO	AST	TO	BS	ST	Pts	Avg
1984-85	25-25	797-31.9	163-288	.566	---	---	113-160	.706	238	9.5	75-2	32	68	10	18	439	17.6
1985-86	30-29	917-30.6	254-438	.580	---	---	183-267	.685	354	11.8	78-1	20	74	9	25	691	23.0
1986-87	28-27	944-33.7	219-396	.553	---	---	148-222	.667	294	10.5	76-0	39	69	5	24	586	20.9
1987-88	28-28	891-31.8	192-326	.589	0-0	.000	132-219	.603	343	12.3	83-3	28	66	4	27	516	18.4
Career	111-109	3549-32.0	828-1448	.572	0-0	.000	576-868	.664	1229	11.1	312-6	119	277	28	94	2232	20.1

Dana Morgan #14

Year	G-GS	Min-Avg	FG-FGA	Pct	3P-3PA	Pct	FT-FTA	Pct	Reb	Avg	PF--FO	AST	TO	BS	ST	Pts	Avg
2003-04	10-0	38-3.8	4-10	.400	2-5	.400	0-0	.000	2	0.2	5-0	1	3	0	6	10	1
Career	10-0	38-3.8	4-10	.400	2-5	.400	0-0	.000	2	0.2	5-0	1	3	0	6	10	1

Leigh Morgan #20

Year	G-GS	Min-Avg	FG-FGA	Pct	3P-3PA	Pct	FT-FTA	Pct	Reb	Avg	PF--FO	AST	TO	BS	ST	Pts	Avg
1986-87	22-0	139-6.3	10-29	.345	0-0	.000	6-8	.750	8	0.4	12-0	16	23	1	4	26	1.2
1987-88	28-26	892-31.9	59-145	.407	16-50	.320	37-50	.740	55	2.0	58-1	93	87	1	30	171	6.1
1988-89	28-25	869-31.0	65-160	.406	29-69	.420	28-36	.778	65	2.3	66-3	118	72	0	26	187	6.7
1989-90	28-28	994-35.5	68-180	.378	45-110	.409	23-28	.821	63	2.3	60-2	113	88	1	26	204	7.3
Career	106-79	2894-27.8	202-514	.393	90-229	.393	94-122	.770	191	1.8	196-6	340	270	3	86	588	5.7

Tarlough Morgan #44

Year	G-GS	Min-Avg	FG-FGA	Pct	3P-3PA	Pct	FT-FTA	Pct	Reb	Avg	PF--FO	AST	TO	BS	ST	Pts	Avg
1977-78	4-0	---	0-1	.000	0-0	.000	0-0	.000	0	0	0	0	0	0	0	0	0.0
Career	4-0	---	0-1	.000	0-0	.000	0-0	.000	0	0	0	0	0	0	0	0	0.0

Leaonna Odom #5

Year	G-GS	Min-Avg	FG-FGA	Pct	3P-3PA	Pct	FT-FTA	Pct	Reb	Avg	PF--FO	AST	TO	BS	ST	Pts	Avg
2016-17	34-17	784-23.1	115-212	.542	0-2	.000	46-72	.639	156	4.6	82-0	24	49	32	39	276	8.1
Career	34-17	784-23.1	115-212	.542	0-2	.000	46-72	.639	156	4.6	82-0	24	49	32	39	276	8.1

Sheana Mosch #3

Year	G-GS	Min-Avg	FG-FGA	Pct	3P-3PA	Pct	FT-FTA	Pct	Reb	Avg	PF--FO	AST	TO	BS	ST	Pts	Avg
1999-00	34-18	846-24.9	107-249	.430	11-28	.393	82-101	.812	112	3.3	49-1	65	67	3	51	307	9.0
2000-01	34-34	915-26.9	129-276	.467	7-18	.389	99-125	.792	154	4.5	41-0	66	60	5	42	364	10.7
2001-02	35-15	868-24.8	109-243	.449	12-39	.308	90-108	.833	123	3.5	46-1	86	57	5	33	320	9.1
2002-03	37-6	739-20.0	103-240	.429	11-38	.289	75-102	.735	111	3.0	48-0	54	39	3	57	292	7.9
Career	140-73	3368-24.1	448-1008	.444	41-123	.333	346-436	.794	500	3.6	184-2	271	223	16	183	1283	9.2

Kira Orr #12

Year	G-GS	Min-Avg	FG-FGA	Pct	3P-3PA	Pct	FT-FTA	Pct	Reb	Avg	PF--FO	AST	TO	BS	ST	Pts	Avg
1993-94	27-0	466-17.3	44-115	.383	7-31	.226	19-35	.543	49	1.8	47-0	56	73	1	28	114	4.2
1994-95	30-29	974-32.5	125-330	.379	28-91	.308	54-81	.667	121	4.0	73-1	126	103	1	57	332	11.1
1995-96	33-33	1151-34.9	155-371	.418	42-133	.316	82-113	.726	173	5.2	54-0	170	112	0	60	434	13.2
1996-97	29-29	984-33.9	176-419	.420	56-161	.348	100-120	.833	162	5.6	57-0	93	96	3	59	508	17.5
Career	119-91	3575-30.0	500-1235	.405	133-416	.320	255-349	.731	505	4.2	231-1	445	384	5	204	1388	11.7

Rochelle Parent #4

Year	G-GS	Min-Avg	FG-FGA	Pct	3P-3PA	Pct	FT-FTA	Pct	Reb	Avg	PF--FO	AST	TO	BS	ST	Pts	Avg
1997-98	23-3	279-12.1	33-55	.600	1-2	.500	25-47	.532	89	3.9	36-1	23	27	3	13	92	4.0
1998-99	32-10	442-13.8	52-80	.650	0-0	.000	27-38	.711	108	3.4	67-2	22	35	8	28	131	4.1
1999-00	32-30	764-23.9	66-114	.579	0-0	.000	49-65	.754	218	6.8	118-9	47	64	13	45	181	5.7
2000-01	34-34	887-26.1	63-120	.525	0-1	.000	51-89	.573	205	6.0	107-6	58	61	33	57	177	5.2
Career	121-77	2372-19.6	214-369	.580	1-3	.333	152-239	.636	620	5.1	328-18	150	187	57	143	581	4.8

Haley Peters #33

Year	G-GS	Min-Avg	FG-FGA	Pct	3P-3PA	Pct	FT-FTA	Pct	Reb	Avg	PF--FO	AST	TO	BS	ST	Pts	Avg
2010-11	36-9	635-17.6	97-186	.522	6-21	.286	25-34	.735	131	3.6	76-1	24	64	7	16	225	6.3
2011-12	33-33	902-27.3	155-303	.512	18-41	.439	29-39	.744	186	5.6	82-2	44	82	9	44	357	10.8
2012-13	36-36	1083-30.1	184-363	.507	27-57	.474	43-56	.768	273	7.6	91-5	67	97	17	40	438	12.2
2013-14	31-31	966-31.2	143-307	.466	18-56	.321	43-63	.683	236	7.6	61-0	54	82	6	39	347	11.2
Career	136-109	3586-26.4	579-1159	.500	69-175	.394	140-192	.729	826	6.1	310-8	189	325	39	139	1367	10.1

Marcy Peterson #22

Year	G-GS	Min-Avg	FG-FGA	Pct	3P-3PA	Pct	FT-FTA	Pct	Reb	Avg	PF--FO	AST	TO	BS	ST	Pts	Avg
1988-89	27-1	474-17.6	75-201	.373	2-12	.167	39-58	.672	120	4.4	49-0	16	32	10	19	191	7.1
1989-90	27-22	739-27.4	97-254	.382	1-6	.167	28-59	.475	137	5.1	55-3	26	48	6	31	223	8.3
Career	54-23	1213-22.5	172-455	.378	3-18	.167	67-117	.573	257	4.8	104-3	42	80	16	50	414	7.7

Crystal Primm #13

Year	G-GS	Min-Avg	FG-FGA	Pct	3P-3PA	Pct	FT-FTA	Pct	Reb	Avg	PF--FO	AST	TO	BS	ST	Pts	Avg
2015-16	32-14	600/18.8	55-137	.401	0-3	.000	36-61	.590	82	2.6	58-0	26	50	0	20	146	4.6
2016-17	33-0	363-11.0	25-67	.373	0-0	.000	34-53	.642	53	1.6	34-0	30	26	0	19	84	2.5
Career	65-14	963-14.8	80-204	.392	0-3	.000	70-114	.614	135	2.1	92-0	56	76	0	39	230	3.5

Mary Ann Puckett #55

Year	G-GS	Min-Avg	FG-FGA	Pct	3P-3PA	Pct	FT-FTA	Pct	Reb	Avg	PF--FO	AST	TO	BS	ST	Pts	Avg
1993-94	5-0	30-6.0	7-9	.778	0-0	.000	2-4	.500	7	1.4	6-0	2	1	1	0	16	3.2
Career	5-0	30-6.0	7-9	.778	0-0	.000	2-4	.500	7	1.4	6-0	2	1	1	0	16	3.2

Kathy Radabaugh #30

Year	G-GS	Min-Avg	FG-FGA	Pct	3P-3PA	Pct	FT-FTA	Pct	Reb	Avg	PF--FO	AST	TO	BS	ST	Pts	Avg
1985-86	12-0	36-3.0	1-1	1.000	0-0	.000	2-5	.400	1	0.1	0-0	2	2	0	0	4	0.3
Career	12-0	36-3.0	1-1	1.000	0-0	.000	2-5	.400	1	0.1	0-0	2	2	0	0	4	0.3

Holly Reid #41

Year	G-GS	Min-Avg	FG-FGA	Pct	3P-3PA	Pct	FT-FTA	Pct	Reb	Avg	PF--FO	AST	TO	BS	ST	Pts	Avg
1979-80	23-0	---	16-48	.333	0-0	.000	10-18	.556	31	1.3	13-0	1.3	0	0	0	42	1.8
1980-81	19-1	---	17-38	.447	0-0	.000	6-9	.667	31	1.6	15-0	6	0	0	0	40	2.1
Career	42-1	---	33-86	.384	0-0	.000	16-27	.593	62	1.5	28-0	9	0	0	0	82	2.0

Lauren Rice #40

Year	G-GS	Min-Avg	FG-FGA	Pct	3P-3PA	Pct	FT-FTA	Pct	Reb	Avg	PF--FO	AST	TO	BS	ST	Pts	Avg
1996-97	28-4	356-12.7	29-70	.414	12-29	.414	21-28	.750	78	2.8	43-1	17	34	2	17	91	3.3
1997-98	32-6	556-17.4	58-138	.420	8-30	.267	71-98	.724	163	5.1	51-1	39	51	1	20	195	6.1
1998-99	32-3	533-16.7	47-115	.409	8-26	.308	74-92	.804	131	4.1	55-0	39	52	6	35	176	5.5
1999-00	34-32	1010-29.7	99-233	.425	37-104	.356	93-124	.750	234	6.9	81-3	109	96	8	60	328	9.6
Career	126-45	2455-19.5	233-556	.419	65-189	.344	259-342	.757	606	4.8	230-5	204	233	17	132	790	6.3

Mercedes Riggs #12

Year	G-GS	Min-Avg	FG-FGA	Pct	3P-3PA	Pct	FT-FTA	Pct	Reb	Avg	PF--FO	AST	TO	BS	ST	Pts	Avg
2014-15	32-2	415-13.0	16-59	.271	15-54	.278	4-7	.571	27	0.8	26-0	29	22	1	16	51	1.6
2015-16	24-1	98/4.1	0-9	.000	0-9	.000	2-4	.500	6	0.3	6-0	4	4	0	3	2	0.1
Career	56-3	513/9.2	16-68	.235	15-63	.238	6-11	.545	33	0.6	32-0	33	26	1	19	53	1.0

Teri Rodgers #3

Year	G-GS	Min-Avg	FG-FGA	Pct	3P-3PA	Pct	FT-FTA	Pct	Reb	Avg	PF--FO	AST	TO	BS	ST	Pts	Avg
1987-88	20-0	134-6.7	5-12	.417	0-2	.000	4-7	.571	9	0.5	6-0	18	21	0	2	14	0.7
1988-89	17-0	79-4.6	0-5	.000	0-1	.000	5-7	.714	7	0.4	2-0	9	8	0	3	5	0.3
1989-90	18-0	45-2.5	0-1	.000	0-0	.000	4-6	.667	3	0.2	5-0	2	8	0	1	4	0.2
Career	55-0	258-4.7	5-18	.278	0-3	.000	13-20	.650	19	0.3	13-0	29	37	0	6	23	0.4

Alexis Rogers #32

Year	G-GS	Min-Avg	FG-FGA	Pct	3P-3PA	Pct	FT-FTA	Pct	Reb	Avg	PF--FO	AST	TO	BS	ST	Pts	Avg
2009-10	24-0	125-5.2	15-36	.417	0-8	.000	5-7	.714	38	1.6	20-0	8	13	1	8	35	1.5
Career	24-0	125-5.2	15-36	.417	0-8	.000	5-7	.714	38	1.6	20-0	8	13	1	8	35	1.5

Jennifer Rokus #42

Year	G-GS	Min-Avg	FG-FGA	Pct	3P-3PA	Pct	FT-FTA	Pct	Reb	Avg	PF--FO	AST	TO	BS	ST	Pts	Avg
1979-80	16-0	---	2-9	.222	0-0	.000	3-5	.600	8	0.5	3-0	1	0	0	0	7	0.4
Career	16-0	---	2-9	.222	0-0	.000	3-5	.600	8	0.5	3-0	1	0	0	0	7	0.4

Claire Rose #20

Year	G-GS	Min-Avg	FG-FGA	Pct	3P-3PA	Pct	FT-FTA	Pct	Reb	Avg	PF--FO	AST	TO	BS	ST	Pts	Avg
1979-80	27-0	---	50-135	.370	0-0	.000	24-38	.632	34	1.3	27-0	34	0	0	0	124	4.6
1980-81	24-14	---	96-241	.398	0-0	.000	31-41	.756	42	1.8	53-2	97	0	0	0	223	9.3
1981-82	29-21	---	95-240	.396	0-0	.000	51-65	.785	40	1.4	59-0	122	0	0	0	241	8.3
1982-83	25-20	405-16.2	66-160	.413	0-0	.000	54-63	.857	38	1.5	44-0	82	45	3	27	186	7.4
Career	105-55	405-16.2	307-776	.396	0-0	.000	160-207	.773	154	1.5	183-2	335	45	3	27	774	7.4

Angela Salvadores #3

YEAR	G-GS	MIN-AVG	FG-FGA	PCT	3P-3PA	PCT	FT-FTA	PCT	REB	AVG	PF-FO	AST	TO	BS	ST	PTS	AVG
2015-16	29-15	751-25.9	93-216	.431	26-75	.347	41-63	.651	81	2.8	50-0	96	94	4	35	253	8.7
Career	29-15	751-25.9	93-216	.431	26-75	.347	41-63	.651	81	2.8	50-0	96	94	4	35	253	8.7

Jennifer Scanlon #13

Year	G-GS	Min-Avg	FG-FGA	Pct	3P-3PA	Pct	FT-FTA	Pct	Reb	Avg	PF--FO	AST	TO	BS	ST	Pts	Avg
1992-93	27-4	592-21.9	102-255	.400	25-63	.397	40-68	.588	76	2.8	42-0	34	49	2	22	269	10.0
1993-94	27-25	676-25.0	118-267	.442	35-95	.368	45-59	.769	70	2.6	44-0	52	55	7	32	316	11.7
1994-95	31-31	947-30.5	142-337	.421	51-131	.389	69-100	.690	108	3.5	61-1	66	80	1	37	404	13.0
1995-96	33-33	1089-33.0	140-347	.403	48-131	.366	60-88	.682	136	4.1	60-1	107	70	2	31	388	11.8
Career	118-93	3304-28.0	502-1206	.416	159-420	.379	214-315	.679	390	3.3	207-2	259	254	12	122	1377	11.7

Kathleen Scheer #24

Year	G-GS	Min-Avg	FG-FGA	Pct	3P-3PA	Pct	FT-FTA	Pct	Reb	Avg	PF--FO	AST	TO	BS	ST	Pts	Avg
2008-09	22-0	134-6.1	20-56	.357	12-30	.400	2-6	.333	31	1.4	17-0	5	14	6	10	54	2.5
2009-10	29-0	190-6.6	22-74	.297	11-51	.216	11-17	.647	33	1.1	10-0	9	15	4	9	66	2.3
2010-11	36-15	458-12.7	44-127	.346	14-48	.292	15-24	.625	98	2.7	66-1	30	27	26	23	117	3.3
2011-12	33-3	387-11.7	39-93	.419	6-30	.200	12-17	.706	88	2.7	41-0	19	28	18	19	96	2.9
Career	120-18	1169-9.7	125-350	.357	43-159	.270	40-64	.625	250	2.1	134-1	63	84	54	61	333	2.8

Georgia Schweitzer #23

Year	G-GS	Min-Avg	FG-FGA	Pct	3P-3PA	Pct	FT-FTA	Pct	Reb	Avg	PF--FO	AST	TO	BS	ST	Pts	Avg
1997-98	32-15	816-25.5	85-205	.415	37-104	.356	40-54	.741	89	2.8	47-0	73	52	4	41	247	7.7
1998-99	36-32	958-26.6	132-270	.489	40-96	.417	56-83	.675	147	4.1	63-0	103	83	14	35	360	10.0
1999-00	34-34	1069-31.4	187-408	.458	60-149	.403	98-127	.772	136	4.0	42-0	112	83	12	45	532	15.6
2000-01	34-34	1100-32.4	175-365	.479	65-155	.419	66-94	.702	161	4.7	58-0	140	92	11	50	481	14.1
Career	136-115	3943-29.0	579-1248	.464	202-504	.401	260-358	.726	533	3.9	210-0	428	310	41	171	1620	11.9

Shay Selby #3

Year	G-GS	Min-Avg	FG-FGA	Pct	3P-3PA	Pct	FT-FTA	Pct	Reb	Avg	PF--FO	AST	TO	BS	ST	Pts	Avg
2008-09	26-0	233-9.0	25-58	.431	10-24	.417	10-18	.556	20	0.8	21-0	13	28	2	15	70	2.7
2009-10	35-0	382-10.9	37-93	.398	16-48	.333	15-20	.750	52	1.5	32-0	36	28	3	32	105	3.0
2010-11	34-10	443-13.0	49-125	.392	23-57	.404	7-10	.700	51	1.5	32-0	49	32	1	30	128	3.8
2011-12	27-18	694-25.7	69-170	.406	17-63	.270	30-39	.769	82	3.0	45-0	69	53	5	45	185	6.9
Career	122-28	1752-14.4	180-446	.404	66-192	.344	62-87	.713	205	1.7	130-0	167	141	11	122	488	4.0

Brooke Smith #22

Year	G-GS	Min-Avg	FG-FGA	Pct	3P-3PA	Pct	FT-FTA	Pct	Reb	Avg	PF--FO	AST	TO	BS	ST	Pts	Avg
2002-03	25-0	233-9.3	34-64	.531	0-1	.000	17-26	.654	62	2.5	16-0	9	16	11	11	85	3.4
Career	25-0	233-9.3	34-64	.531	0-1	.000	17-26	.654	62	2.5	16-0	9	16	11	11	85	3.4

Wanisha Smith #23

Year	G-GS	Min-Avg	FG-FGA	Pct	3P-3PA	Pct	FT-FTA	Pct	Reb	Avg	PF--FO	AST	TO	BS	ST	Pts	Avg
2004-05	36-35	1163-32.3	134-312	.429	41-100	.410	85-118	.720	101	2.8	80-3	154	134	3	61	394	10.9
2005-06	35-20	738-21.1	98-224	.438	20-63	.317	43-61	.705	96	2.7	56-2	121	74	4	42	259	7.4
2006-07	34-34	930-27.4	105-251	.418	27-75	.360	83-110	.755	147	4.3	48-0	135	89	3	36	320	9.4
2007-08	30-30	825-27.5	90-259	.347	30-98	.306	73-96	.760	94	3.1	44-0	86	78	1	28	283	9.4
Career	135-119	3656-27.1	427-1046	.408	118-336	.351	284-385	.738	438	3.2	228-5	496	375	11	167	1256	9.3

Amy Smolens #22

Year	G-GS	Min-Avg	FG-FGA	Pct	3P-3PA	Pct	FT-FTA	Pct	Reb	Avg	PF--FO	AST	TO	BS	ST	Pts	Avg
1977-78	4-0	---	1-1	1.000	0-0	.000	0-0	.000	0	0.0	0-0	0	0	0	0	2	0.5
Career	4-0	---	1-1	1.000	0-0	.000	0-0	.000	0	0.0	0-0	0	0	0	0	2	0.5

Carolyn Sonzogni #22

Year	G-GS	Min-Avg	FG-FGA	Pct	3P-3PA	Pct	FT-FTA	Pct	Reb	Avg	PF--FO	AST	TO	BS	ST	Pts	Avg
1983-84	21-0	202-9.6	41-95	.432	0-0	.000	22-32	.688	23	1.1	24-0	12	27	0	12	104	5.0
1984-85	21-0	136-6.5	17-45	.378	0-0	.000	11-18	.611	16	0.8	15-0	10	20	2	5	45	2.1
1985-86	30-4	551-18.4	66-142	.465	0-0	.000	49-65	.754	32	1.1	63-2	63	79	4	40	181	6.0
1986-87	29-16	667-23.0	71-153	.464	0-0	.000	29-46	.630	41	1.4	72-4	87	91	2	44	171	5.9
Career	101-20	1556-15.4	195-435	.448	0-0	.000	111-161	.689	112	1.1	174-6	172	217	8	101	501	5.0

Alice Steuby #13

Year	G-GS	Min-Avg	FG-FGA	Pct	3P-3PA	Pct	FT-FTA	Pct	Reb	Avg	PF--FO	AST	TO	BS	ST	Pts	Avg
1989-90	7-0	19-2.7	2-2	1.000	0-0	.000	0-2	.000	5	0.7	1-0	0	2	0	0	4	0.6
Career	7-0	19-2.7	2-2	1.000	0-0	.000	0-2	.000	5	0.7	1-0	0	2	0	0	4	0.6

Azurá Stevens #11

Year	G-GS	Min-Avg	FG-FGA	Pct	3P-3PA	Pct	FT-FTA	Pct	Reb	Avg	PF--FO	AST	TO	BS	ST	Pts	Avg
2014-15	33-26	950-28.8	194-379	.512	13-46	.283	65-109	.596	271	8.2	55-0	56	85	30	35	466	14.1
2015-16	25-25	781/31.2	189-353	.535	19-53	.358	75-100	.750	241	9.6	52-1	41	67	53	32	439	18.9
Career	58-51	1731-29.8	383-732	.523	32-99	.323	140-209	.670	512	8.8	107-1	97	152	83	67	938	16.2

Faith Suggs #14

Year	G-GS	Min-Avg	FG-FGA	Pct	3P-3PA	Pct	FT-FTA	Pct	Reb	Avg	PF--FO	AST	TO	BS	ST	Pts	Avg
2015-16	29-1	257/8.9	19-56	.339	8-25	.320	12-23	.522	46	1.6	33-0	8	20	0	9	58	2.0
2016-17	32-0	194-6.1	16-47	.340	2-21	.095	2-4	.500	25	0.8	16-0	8	8	0	13	36	1.1
Career	61-1	451-7.4	35-103	.340	10-46	.217	14-27	.519	71	1.2	49-0	16	28	0	22	94	1.5

Sarah Sullivan #11

Year	G-GS	Min-Avg	FG-FGA	Pct	3P-3PA	Pct	FT-FTA	Pct	Reb	Avg	PF--FO	AST	TO	BS	ST	Pts	Avg
1982-83	25-23	313-12.5	73-158	.462	0-0	.000	17-46	.370	140	5.6	83-5	11	20	68	3	163	6.5
1983-84	3-1	15-5.0	0-3	.000	0-0	.000	0-2	.000	4	1.3	7-0	0	2	2	1	0	0.0
1984-85	26-26	621-23.9	71-164	.433	0-0	.000	41-61	.672	139	5.3	93-5	38	52	37	7	183	7.0
1985-86	30-30	756-25.2	79-202	.391	0-0	.000	37-69	.536	214	7.1	112-6	27	44	58	16	195	6.5
1986-87	29-24	661-22.8	53-115	.461	0-0	.000	36-58	.621	174	6.0	105-7	30	48	45	17	142	4.9
Career	113-104	2366-20.9	276-642	.430	0-0	.000	131-236	.555	671	5.9	400-23	106	166	210	44	683	6.0

Sigrid Taylor #41

Year	G-GS	Min-Avg	FG-FGA	Pct	3P-3PA	Pct	FT-FTA	Pct	Reb	Avg	PF--FO	AST	TO	BS	ST	Pts	Avg
1977-78	13-0	0-0.0	2-8	.250	0-0	.000	3-10	.300	13	1.0	0-0	1	0	0	0	7	0.5
Career	13-0	0-0.0	2-8	.250	0-0	.000	3-10	.300	13	1.0	0-0	1	0	0	0	7	0.5

Kathy Tenney #22

Year	G-GS	Min-Avg	FG-FGA	Pct	3P-3PA	Pct	FT-FTA	Pct	Reb	Avg	PF--FO	AST	TO	BS	ST	Pts	Avg
1980-81	5-0	---	0-0	.000	0-0	.000	1-2	.500	0	0.0	1-0	0	0	0	0	1	0.2
Career	5-0	---	0-0	.000	0-0	.000	1-2	.500	0	0.0	1-0	0	0	0	0	1	0.2

Jasmine Thomas #5

Year	G-GS	Min-Avg	FG-FGA	Pct	3P-3PA	Pct	FT-FTA	Pct	Reb	Avg	PF--FO	AST	TO	BS	ST	Pts	Avg
2007-08	35-20	884-25.3	112-319	.351	24-97	.247	29-48	.604	98	2.8	55-0	82	88	30	52	277	7.9
2008-09	30-28	885-29.5	112-310	.361	28-98	.286	55-74	.743	82	2.7	48-0	98	78	7	50	307	10.2
2009-10	36-36	1168-32.4	206-532	.387	63-177	.356	102-129	.791	153	4.3	63-0	146	115	7	100	577	16.0
2010-11	36-36	1172-32.6	199-513	.388	65-166	.392	80-121	.661	139	3.9	57-0	123	104	20	85	543	15.1
Career	137-120	4109-30.0	629-1674	.376	180-538	.335	266-372	.715	472	3.4	223-0	449	385	64	287	1704	12.4

Krystal Thomas #34

Year	G-GS	Min-Avg	FG-FGA	Pct	3P-3PA	Pct	FT-FTA	Pct	Reb	Avg	PF--FO	AST	TO	BS	ST	Pts	Avg
2007-08	30-0	359-12.0	52-112	.464	0-0	.000	26-42	.619	105	3.5	47-0	13	44	35	14	130	4.3
2008-09	33-0	383-11.6	50-118	.424	0-0	.000	42-63	.667	133	4.0	38-1	7	48	32	9	142	4.3
2009-10	36-26	852-23.7	100-199	.503	0-2	.000	64-112	.571	238	6.6	78-1	30	73	70	21	264	7.3
2010-11	36-36	981-27.3	109-231	.472	0-0	.000	57-104	.548	300	8.3	75-1	42	79	59	41	275	7.6
Career	135-62	2575-19.1	311-600	.471	0-2	.000	189-321	.589	779	5.7	238-3	92	244	196	85	811	6.0

Patti Thomasson #11, #12

Year	G-GS	Min-Avg	FG-FGA	Pct	3P-3PA	Pct	FT-FTA	Pct	Reb	Avg	PF--FO	AST	TO	BS	ST	Pts	Avg
1979-80	27-27	---	84-215	.391	0-0	.000	16-21	.762	77	2.9	69-4	93	0	0	0	184	6.8
1980-81	25-13	---	40-104	.385	0-0	.000	16-21	.762	35	1.4	61-4	93	0	0	0	96	3.8
Career	52-40	---	124-319	.389	0-0	.000	35-42	.762	112	2.2	130-8	186	0	0	0	280	5.4

Iciss Tillis #33

Year	G-GS	Min-Avg	FG-FGA	Pct	3P-3PA	Pct	FT-FTA	Pct	Reb	Avg	PF--FO	AST	TO	BS	ST	Pts	Avg
2000-01	34-25	829-24.4	118-270	.437	27-74	.365	29-40	.725	188	5.5	86-2	60	70	40	54	292	8.6
2001-02	34-33	1032-30.4	197-436	.452	30-89	.337	62-91	.681	271	8.0	91-2	94	99	30	79	486	14.3
2002-03	37-37	1128-30.5	212-476	.445	47-122	.385	64-80	.800	273	7.4	93-3	79	91	38	80	535	14.5
2003-04	32-32	897-28.0	146-355	.411	24-82	.293	83-96	.865	214	6.7	82-3	68	61	43	57	399	12.5
Career	137-127	3886-28.4	673-1537	.438	128-367	.349	238-307	.775	946	6.9	352-10	301	321	151	270	1712	12.5

Michele Van Gorp #31

Year	G-GS	Min-Avg	FG-FGA	Pct	3P-3PA	Pct	FT-FTA	Pct	Reb	Avg	PF--FO	AST	TO	BS	ST	Pts	Avg
1997-98	32-22	333-10.4	131-233	.562	6-19	.316	65-95	.684	130	4.1	82-2	23	71	22	12	333	10.4
1998-99	36-36	933-25.9	258-416	.620	2-8	.250	92-153	.601	197	5.5	97-5	40	95	36	21	610	16.9
Career	68-58	1266-18.6	389-649	.599	8-27	.296	157-248	.633	327	4.8	179-7	63	166	58	33	943	13.9

Allison Vernerey #43

Year	G-GS	Min-Avg	FG-FGA	Pct	3P-3PA	Pct	FT-FTA	Pct	Reb	Avg	PF--FO	AST	TO	BS	ST	Pts	Avg
2009-10	36-5	673-18.7	98-201	.488	0-0	.000	46-87	.529	175	4.9	72-3	16	74	29	21	242	6.7
2010-11	36-11	671-18.6	89-189	.471	0-0	.000	35-83	.422	146	4.1	62-0	24	57	23	35	213	5.9
2011-12	33-1	492-14.9	75-134	.560	0-0	.000	24-59	.407	102	3.1	47-0	30	38	20	20	174	5.3
2012-13	35-6	491-14.0	51-99	.515	0-0	.000	5-28	.179	92	2.6	54-1	38	34	37	28	107	3.1
Career	140-23	2327-16.6	313-623	.502	0-0	.000	110-257	.428	515	3.7	235-4	108	203	109	104	736	5.3

Margo Walsh #31

Year	G-GS	Min-Avg	FG-FGA	Pct	3P-3PA	Pct	FT-FTA	Pct	Reb	Avg	PF--FO	AST	TO	BS	ST	Pts	Avg
1979-80	27-5	---	91-227	.401	0-0	.000	41-63	.651	89	3.3	45-0	25	0	0	0	223	8.3
1980-81	25-25	---	119-291	.409	0-0	.000	37-57	.649	80	3.2	61-2	61	0	0	0	275	11.0
1981-82	27-10	---	69-209	.330	0-0	.000	41-50	.820	59	2.2	36-0	46	0	0	0	179	6.6
1982-83	23-4	151-6.6	55-121	.455	0-0	.000	16-20	.800	52	2.3	28-0	22	21	1	9	126	5.5
Career	102-44	151-6.6	334-848	.394	0-0	.000	135-190	.711	280	2.7	170-2	154	21	1	9	803	7.9

Abby Waner #4

Year	G-GS	Min-Avg	FG-FGA	Pct	3P-3PA	Pct	FT-FTA	Pct	Reb	Avg	PF--FO	AST	TO	BS	ST	Pts	Avg
2005-06	35-15	758-21.7	111-246	.451	50-131	.382	38-55	.691	87	2.5	62-0	112	86	8	65	310	8.9
2006-07	34-34	969-28.5	175-380	.461	68-188	.362	60-78	.769	150	4.4	57-0	93	67	15	85	478	14.1
2007-08	31-31	921-29.7	110-336	.327	49-188	.261	50-68	.735	113	3.6	77-1	117	91	6	80	319	10.3
2008-09	31-31	975-31.5	107-321	.333	55-184	.299	32-41	.780	95	3.1	61-1	110	103	15	83	301	9.7
Career	131-111	3623-27.7	503-1283	.392	222-691	.321	180-242	.744	445	3.4	257-2	432	347	44	313	1408	10.7

Emily Waner #2

Year	G-GS	Min-Avg	FG-FGA	Pct	3P-3PA	Pct	FT-FTA	Pct	Reb	Avg	PF--FO	AST	TO	BS	ST	Pts	Avg
2005-06	23-0	202-8.8	17-54	.315	14-39	.359	5-7	.714	17	0.7	20-0	22	22	0	10	53	2.3
2006-07	31-0	464-15.0	40-122	.328	26-87	.299	6-9	.667	48	1.5	17-0	36	25	5	20	112	3.6
2007-08	18-3	177-9.8	11-29	.379	9-24	.375	1-4	.250	16	0.9	11-0	28	17	0	7	32	1.8
Career	72-3	843-11.7	68-205	.332	49-150	.327	12-20	.600	81	1.1	48-0	86	64	5	37	197	2.7

Lisa Warren #30

Year	G-GS	Min-Avg	FG-FGA	Pct	3P-3PA	Pct	FT-FTA	Pct	Reb	Avg	PF--FO	AST	TO	BS	ST	Pts	Avg
1977-78	20-17	---	65-192	.339	0-0	.000	67-109	.615	136	6.8	0-0	10	0	0	0	197	9.9
1978-79	22-20	---	85-195	.436	0-0	.000	46-70	.657	138	6.3	70-1	36	0	0	0	216	9.8
1979-80	27-26	---	107-248	.431	0-0	.000	53-85	.624	181	6.7	92-5	18	0	0	0	267	9.9
Career	69-63	---	257-635	.405	0-0	.000	166-264	.629	455	6.6	162-6	64	0	0	0	680	9.9

Susan Weeks #34

Year	G-GS	Min-Avg	FG-FGA	Pct	3P-3PA	Pct	FT-FTA	Pct	Reb	Avg	PF--FO	AST	TO	BS	ST	Pts	Avg
1983-84	10-0	25-2.5	3-6	.500	0-0	.000	3-8	.375	8	0.8	4-0	1	20	0	1	9	0.9
Career	10-0	25-2.5	3-6	.500	0-0	.000	3-8	.375	8	0.8	4-0	1	20	0	1	9	0.9

Chloe Wells #4

Year	G-GS	Min-Avg	FG-FGA	Pct	3P-3PA	Pct	FT-FTA	Pct	Reb	Avg	PF--FO	AST	TO	BS	ST	Pts	Avg
2010-11	36-5	494-13.7	51-137	.372	13-53	.245	12-20	.600	33	0.9	36-0	62	40	7	53	127	3.5
2011-12	10-10	266-26.6	40-88	.455	9-22	.409	15-17	.882	21	2.1	20-0	40	14	3	36	104	10.4
2012-13	31-8	617-19.9	58-138	.420	30-71	.423	13-17	.765	50	1.6	35-0	55	32	3	55	159	5.1
2013-14	19-0	210-11.1	24-59	.407	11-26	.423	12-18	.667	22	1.2	12-0	33	15	0	23	71	3.7
Career	96-23	1587-16.5	173-422	.410	63-172	.366	52-72	.722	126	1.3	103-0	190	101	13	167	461	4.8

Missy West #25

Year	G-GS	Min-Avg	FG-FGA	Pct	3P-3PA	Pct	FT-FTA	Pct	Reb	Avg	PF--FO	AST	TO	BS	ST	Pts	Avg
1996-97	23-5	288-12.5	40-108	.370	19-54	.352	10-16	.625	44	1.9	35-0	12	19	0	14	109	4.7
1998-99	11-0	43-3.9	5-14	.357	1-6	.167	5-6	.833	6	0.5	3-0	1	3	0	3	16	1.5
1999-00	31-4	437-14.1	80-172	.465	38-98	.388	25-33	.758	48	1.5	29-0	29	30	3	26	223	7.2
2000-01	31-0	319-10.3	33-104	.317	17-61	.279	18-21	.857	43	1.4	26-0	33	26	1	22	101	3.3
Career	96-9	1087-11.3	158-398	.397	75-219	.342	58-76	.763	141	1.5	93-0	75	78	4	65	449	4.7

Crystal White #55

Year	G-GS	Min-Avg	FG-FGA	Pct	3P-3PA	Pct	FT-FTA	Pct	Reb	Avg	PF--FO	AST	TO	BS	ST	Pts	Avg
2000-01	27-0	163-6.0	25-52	.481	0-0	.000	13-25	.520	47	1.7	34-0	3	17	23	3	63	2.3
2001-02	7-0	103-14.7	18-33	.545	0-0	.000	7-11	.636	25	3.6	12-0	3	9	8	3	43	6.1
Career	34-00	266-7.8	43-85	.506	0-0	.000	20-36	.556	72	2.1	46-0	6	26	31	6	106	3.1

Wynter Whitley #31

Year	G-GS	Min-Avg	FG-FGA	Pct	3P-3PA	Pct	FT-FTA	Pct	Reb	Avg	PF--FO	AST	TO	BS	ST	Pts	Avg
2001-02	35-20	772-22.1	89-185	.481	10-32	.313	84-118	.712	171	4.9	90-2	26	67	16	37	272	7.8
2002-03	37-1	547-14.8	60-154	.390	5-29	.172	37-60	.617	102	2.8	75-1	19	45	12	25	162	4.4
2003-04	4-0	26-6.5	2-7	.286	0-0	.000	0-0	.000	7	1.8	3-0	1	2	1	1	4	1.0
2004-05	35-4	676-19.3	73-166	.440	4-25	.160	41-61	.672	106	3.0	72-0	46	66	10	51	191	5.5
Career	111-25	2021-18.2	224-512	.438	19-86	.221	162-239	.678	386	3.5	240-3	92	180	39	114	629	5.7

Elizabeth Williams #1

Year	G-GS	Min-Avg	FG-FGA	Pct	3P-3PA	Pct	FT-FTA	Pct	Reb	Avg	PF--FO	AST	TO	BS	ST	Pts	Avg
2011-12	33-33	1008-30.5	186-383	.486	1-2	.500	88-145	.607	259	7.8	78-1	54	101	116	51	461	14.0
2012-13	36-36	1063-29.5	215-423	.508	0-1	.000	116-167	.695	264	7.3	63-0	45	78	107	41	546	15.2
2013-14	35-35	1066-30.5	202-384	.526	0-0	.000	80-142	.563	267	7.6	77-4	76	79	108	45	484	13.8
2014-15	32-32	1025-32.0	188-385	.488	0-0	.000	88-147	.599	288	9.0	10-1	81	92	95	48	464	14.5
Career	136-132	4162-30.6	791-1575	.502	1-3	.333	372-601	.619	1078	7.9	288-6	256	350	426	185	1955	14.4

Traci Williams #21

Year	G-GS	Min-Avg	FG-FGA	Pct	3P-3PA	Pct	FT-FTA	Pct	Reb	Avg	PF--FO	AST	TO	BS	ST	Pts	Avg
1987-88	26-8	419-16.1	46-148	.311	1-4	.250	36-58	.621	46	1.8	53-4	35	74	2	24	129	5.0
1988-89	19-5	341-17.9	47-122	.385	0-1	.000	39-61	.639	66	3.5	31-1	33	43	2	15	133	7.0
1989-90	28-27	859-30.7	101-260	.388	1-4	.250	52-79	.658	213	7.6	96-7	66	76	6	31	255	9.1
1990-91	27-27	871-32.3	146-316	.462	2-6	.333	99-136	.728	204	7.6	73-1	66	82	13	38	393	14.6
Career	100-67	2490-24.9	340-846	.402	4-15	.267	226-334	.677	529	5.3	253-13	200	275	23	108	910	9.1

Shannon Willis #44

Year	G-GS	Min-Avg	FG-FGA	Pct	3P-3PA	Pct	FT-FTA	Pct	Reb	Avg	PF--FO	AST	TO	BS	ST	Pts	Avg
1990-91	27-1	316-11.7	52-108	.481	0-0	.000	28-43	.651	92	3.4	34-0	6	33	11	9	132	4.9
1991-92	28-1	460-16.4	80-150	.533	0-0	.000	44-79	.557	152	5.4	55-2	14	50	16	18	204	7.3
1992-93	4-0	32-8.0	0-6	.000	0-0	.000	2-3	.667	6	1.5	5-0	0	3	1	3	2	0.5
Career	59-2	808-13.7	132-264	.500	0-0	.000	74-125	.592	250	4.2	94-2	20	86	28	30	338	5.7

YEAR-BY-YEAR TEAM/PLAYER STATS

2017-18 WOMEN'S BASKETBALL MEDIA GUIDE

1977-78

Record: 1-19; ACC: 0-8; Home: 0-9; Away: 1-10; Neutral: 0-0

Player	G-GS	MP	FG-FGA	Pct	FT-FTA	Pct	Reb-Avg	PF-DQ	Ast	TO	BS	St	Pts-Avg
McCarthy	20-17	—	127-263	.475	77-124	.621	107-5.6	—	65	—	—	—	331-16.6
Warren	20-17	—	65-192	.317	67-109	.615	136-7.2	—	10	—	—	—	197-9.9
Ellis	20-15	—	58-156	.359	48-64	.750	76-4.0	—	20	—	—	—	164-8.2
Friend	14-8	—	50-125	.375	10-13	.769	23-1.8	—	9	—	—	—	110-7.9
Lockey	16-6	—	34-88	.386	4-4	1.000	26-1.7	—	4	—	—	—	72-4.5
Hathorn	19-6	—	29-99	.293	13-25	.520	86-4.8	—	3	—	—	—	71-3.7
Bulger	20-8	—	27-88	.307	11-37	.297	105-5.5	—	8	—	—	—	65-3.3
Giordano	16-0	—	11-50	.220	8-15	.533	26-1.7	—	1	—	—	—	30-1.9
Bergeron	19-6	—	11-42	.262	8-12	.667	30-1.7	—	33	—	—	—	30-1.6
Fagerberg	10-1	—	2-15	.133	5-10	.500	5-0.6	—	0	—	—	—	9-0.9
Taylor	13-0	—	2-8	.250	3-10	.300	13-1.1	—	1	—	—	—	7-0.5
Monroe	12-1	—	2-11	.182	4-4	1.000	6-0.5	—	0	—	—	—	8-0.7
Morgan	4-0	—	0-1	.000	0-0	.000	0-0.0	—	0	—	—	—	0-0.0
Smolens	4-0	—	1-1	1.000	0-0	.000	0-0.0	—	0	—	—	—	2-0.5
Team	—	—	—	—	—	—	—	—	—	—	—	—	—
Duke	20	—	419-1139	.357	258-427	.604	693-36.5	—	151	—	—	—	1096-54.8
Opps	—	—	—	—	—	—	—	—	—	—	—	—	—

1978-79

Record: 11-11; ACC: 3-6; Home: 8-3; Away: 3-6; Neutral: 0-2

Player	G-GS	MP	FG-FGA	Pct	FT-FTA	Pct	Reb-Avg	PF-DQ	Ast	TO	BS	St	Pts-Avg
Krause	22-21	—	135-284	.475	51-77	.662	237-10.7	57-0	26	—	—	—	321-14.5
McCarthy	22-22	—	123-272	.452	56-82	.682	66-3.0	49-0	72	—	—	—	302-13.7
Earnhardt	20-20	—	101-209	.483	17-23	.739	115-5.7	34-0	37	—	—	—	219-10.9
Warren	22-20	—	85-195	.435	46-70	.657	138-6.2	70-1	36	—	—	—	216-9.8
Matthews	22-19	—	65-164	.396	53-81	.654	93-4.2	60-6	45	—	—	—	183-8.3
Bulger	22-1	—	27-75	.360	11-32	.344	79-3.5	34-0	7	—	—	—	65-2.9
Markiewicz	21-5	—	38-82	.463	8-11	.727	16-0.7	26-0	16	—	—	—	84-4.0
Bergeron	16-1	—	10-27	.370	0-5	.000	7-0.4	8-0	9	—	—	—	20-1.2
Leonard	14-0	—	7-32	.218	6-10	.600	9-0.6	7-0	14	—	—	—	20-1.4
Monroe	15-1	—	5-18	.277	4-6	.667	11-0.7	15-0	4	—	—	—	14-1.4
Friend	10-0	—	5-23	.217	0-0	—	15-1.5	2-0	3	—	—	—	10-1.0
Griffin	9-0	—	3-20	.150	1-2	.500	15-1.7	8-0	1	—	—	—	7-0.8
Team	—	—	—	—	—	—	105-4.7	—	—	—	—	—	—
Dead Ball Rebounds*	—	—	—	—	—	—	73-3.3	—	—	—	—	—	—
Duke	22	—	604-1401	.431	253-399	.634	906-41.1	370-7	272	456	—	—	1461-66.4
Opps	22	—	612-1529	.400	250-386	.647	941-42.7	382-10	262	436	—	—	1474-67.0

1979-80

Record: 14-13; ACC: 5-5; Home: 8-3; Away: 5-5; Neutral: 1-5

Player	G-GS	MP	FG-FGA	Pct	FT-FTA	Pct	Reb-Avg	PF-DQ	Ast	TO	BS	St	Pts-Avg
Krause	27-26	—	127-291	.436	99-135	.733	251-9.3	84-5	22	—	—	—	353-13.1
Warren	27-26	—	107-248	.431	53-85	.624	181-6.7	92-5	18	—	—	—	267-9.9
McCarthy	25-23	—	104-278	.374	38-62	.613	73-2.9	45-0	75	—	—	—	246-9.8
Walsh	27-5	—	91-227	.401	41-63	.651	89-3.3	45-0	25	—	—	—	223-8.3
Matthews	27-9	—	60-159	.377	65-101	.644	180-6.7	85-6	45	—	—	—	185-6.9
Thomasson	27-27	—	84-215	.391	16-21	.762	77-2.9	69-4	93	—	—	—	184-6.8
Earnhardt	27-18	—	80-184	.435	24-38	.632	123-4.6	45-0	23	—	—	—	184-6.8
Rose	27-0	—	50-135	.370	24-38	.632	34-1.3	27-0	34	—	—	—	124-4.6
Reid	23-0	—	16-48	.333	10-18	.556	31-1.3	13-0	3	—	—	—	42-1.8
Markiewicz	21-1	—	19-41	.463	4-4	1.000	10-0.5	15-0	8	—	—	—	42-2.0
Monroe	23-0	—	6-10	.600	6-9	.667	16-0.7	15-0	8	—	—	—	18-0.8
Rokus	16-0	—	2-9	.222	3-5	.600	8-0.5	3-0	1	—	—	—	7-0.4
Team	—	—	—	—	—	—	93-3.4	—	—	—	—	—	—
Dead Ball Rebounds*	—	—	—	—	—	—	99-3.7	—	—	—	—	—	—
Duke	27	—	746-1845	.404	383-579	.661	1166-43.2	538-20	355	602	—	—	1875-69.4
Opps	27	—	833-1990	.419	328-506	.648	1268-47.0	576-15	384	576	—	—	1994-73.9

1980-81

Record: 12-13; ACC: 3-6; Home: 8-3; Away: 3-9; Neutral: 0-2

Player	G-GS	MP	FG-FGA	Pct	FT-FTA	Pct	Reb-Avg	PF-DQ	Ast	TO	BS	St	Pts-Avg
Hurd	25-25	—	138-278	.496	49-67	.731	174-6.9	64-1	18	—	—	—	325-13.0
Krause	25-25	—	121-238	.508	82-102	.804	244-9.7	79-2	37	—	—	—	324-12.9
Walsh	25-25	—	119-291	.408	37-57	.649	80-3.2	61-2	61	—	—	—	275-11.0
Rose	24-14	—	96-241	.398	31-41	.756	42-1.7	53-2	97	—	—	—	223-9.2
Healey	23-9	—	58-146	.397	30-41	.731	82-3.5	47-1	19	—	—	—	146-6.3
Chestnut	22-5	—	57-105	.542	17-46	.369	103-4.6	44-0	3	—	—	—	131-5.9
Matthews	17-7	—	29-72	.402	41-54	.759	70-4.1	48-2	31	—	—	—	99-5.8
Thomasson	25-13	—	40-104	.384	16-21	.761	35-1.4	61-4	93	—	—	—	96-3.8
Harlow	23-0	—	38-71	.535	8-12	.667	51-2.2	17-0	8	—	—	—	84-3.6
Reid	19-1	—	17-38	.447	6-9	.667	31-1.6	15-0	6	—	—	—	40-2.1
Conway	5-1	—	13-23	.565	11-21	.523	28-5.6	14-0	0	—	—	—	37-7.4
Tenney	5-0	—	0-0	—	1-2	.500	0	1-0	0	—	—	—	1-0.2
Team	—	—	—	—	—	—	81-3.2	—	—	—	—	—	—
Dead Ball Rebounds*	—	—	—	—	—	—	48-1.9	—	—	—	—	—	—
Duke	25	—	726-1613	.450	329-478	.688	1021-40.8	504-15	373	503	—	—	1781-71.2
Opps	25	—	711-1602	.443	337-484	.696	942-37.6	488-10	356	474	—	—	1759-70.3

*Dead Ball Rebounds do not count in Team Rebound Average

1981-82

Record: 14-15; ACC: 3-8; Home: 8-5; Away: 4-7; Neutral: 2-3

Player	G-GS	MP	FG-FGA	Pct	FT-FTA	Pct	Reb-Avg	PF-DQ	Ast	TO	BS	St	Pts-Avg
Hurd	29-24	—	178-403	.442	39-66	.591	192-6.6	77-3	29	—	—	—	395-13.6
Chestnut	29-21	—	117-264	.443	54-100	.540	240-8.3	81-4	15	—	—	—	288-9.9
Rose	29-21	—	95-240	.396	51-65	.785	40-1.4	59-0	122	—	—	—	241-8.3
Harlow	29-20	—	87-216	.403	48-70	.686	187-6.4	52-0	44	—	—	—	222-7.7
Hertzog	28-22	—	95-213	.446	15-21	.714	74-2.6	59-1	69	—	—	—	205-7.3
Walsh	27-10	—	69-209	.330	41-50	.820	59-2.2	36-0	46	—	—	—	179-6.6
Matthews	28-10	—	48-101	.475	49-62	.790	79-2.8	50-0	29	—	—	—	145-5.2
Mikels	27-2	—	47-113	.416	36-49	.735	90-3.3	49-0	6	—	—	—	130-4.8
Hart	17-0	—	23-53	.434	11-17	.647	54-3.2	28-0	7	—	—	—	57-3.4
Martin	11-4	—	7-20	.350	1-2	.500	16-1.4	21-0	24	—	—	—	15-1.3
Boyle	20-1	—	9-32	.281	3-7	.429	19-0.9	13-0	3	—	—	—	21-1.1
Copeland	13-0	—	1-5	.200	1-3	.333	3-0.2	3-0	2	—	—	—	3-0.2
Team	—	—	—	—	—	—	107-3.7	—	—	—	—	—	—
Dead Ball Rebounds*	—	—	—	—	—	—	77-2.7	—	—	—	—	—	—
Duke	29	—	776-1859	.417	349-512	.682	1160-40.0	528-8	394	567	—	—	1901-65.6
Opps	29	—	766-1791	.428	353-530	.666	1135-39.1	531-16	389	599	—	—	1885-65.0

*Dead Ball Rebounds do not count in Team Rebound Average

1982-83

Record: 15-10; ACC: 6-7; Home: 9-3;

YEAR-BY-YEAR TEAM/PLAYER STATS

2017-18 WOMEN'S BASKETBALL MEDIA GUIDE

1985-86

Record: 21-9; ACC: 9-5; Home: 11-2; Away: 9-3; Neutral: 1-4
Player GP-GS MP FG-FGA Pct FT-FTA Pct Reb-Avg PF-DQ Ast TO BS St Pts-Avg
Moreland 30-29 917 254-438 590 183-267 .685 355-11.8 78-2.0 74 9 25 691-23.0
Meier 30-5 745 168-339 496 102-138 .739 148-4.9 84-4 84 87 11 58 438-14.6

1986-87

Record: 19-10; ACC: 7-7; Home: 12-3; Away: 5-6; Neutral: 2-1
Player GP-GS MP FG-FGA Pct FT-FTA Pct Reb-Avg PF-DQ Ast TO BS St Pts-Avg
Moreland 28-27 944 219-396 553 148-222 .667 294-10.5 76-3.0 39 69 5 24 586-20.9
Meier 29-29 978 196-408 480 98-150 .653 151-5.2 76-3.0 129 106 11 68 490-16.9

1987-88

Record: 17-11; ACC: 5-9; Home: 9-4; Away: 6-6; Neutral: 2-1
Player GP-GS MP FG-FGA Pct 3FG-3FGA Pct FT-FTA Pct Reb-Avg Ast TO BS St Pts-Avg
Moreland 28-28 891 192-326 589 0-0 .000 132-219 .603 343-12.3 28 66 4 27 516-18.4
Harnett 28-23 756 157-316 497 0-1 .000 74-112 .661 218-7.8 36 78 36 13 388-13.9

1988-89

Record: 12-16; ACC: 2-12; Home: 5-8; Away: 4-7; Neutral: 3-1
Player GP-GS MP FG-FGA Pct 3FG-3FGA Pct FT-FTA Pct Reb-Avg Ast TO BS St Pts-Avg
Harnett 27-26 816 211-393 537 0-0 .000 104-154 .675 222-8.2 41 73 21 40 526-19.5
Kraft 28-3 564 125-245 510 41-76 .539 90-100 .900 76-2.7 36 43 3 12 381-13.5

1989-90

Record: 15-13; ACC: 4-10; Home: 9-3; Away: 4-8; Neutral: 2-2
Player GP-GS MP FG-FGA Pct 3FG-3FGA Pct FT-FTA Pct Reb-Avg Ast TO BS St Pts-Avg
Meier 28-28 1009 179-390 459 4-15 .267 167-229 .729 248-8.9 113 99 16 52 529-18.9
Harnett 5-5 138 43-66 652 0-0 .000 5-11 .455 44-8.8 3 18 4 4 91-18.2

1990-91

Record: 16-12; ACC: 6-8; Home: 8-6; Away: 5-4; Neutral: 3-2
Player GP-GS MP FG-FGA Pct 3FG-3FGA Pct FT-FTA Pct Reb-Avg Ast TO BS St Pts-Avg
Harnett 28-28 897 194-362 536 0-0 .000 102-143 .713 247-8.8 54 88 32 22 490-17.5
Williams 27-27 871 146-316 462 2-6 .333 99-136 .728 204-7.6 66 82 13 38 393-14.6

1991-92

Record: 14-15; ACC: 4-12; Home: 7-7; Away: 4-7; Neutral: 3-1
Player GP-GS MP FG-FGA Pct 3FG-3FGA Pct FT-FTA Pct Reb-Avg Ast TO BS St Pts-Avg
Lavoie 29-29 792 157-305 515 0-1 .000 58-89 .629 181-6.2 67 62 11 30 370-12.8
Baker 25-20 717 94-238 382 34-89 .382 66-86 .767 68-2.7 69 76 2 32 288-11.5

1992-93

Record: 12-15; ACC: 3-13; Home: 7-6; Away: 4-8; Neutral: 1-1
Player GP-GS MP FG-FGA Pct 3FG-3FGA Pct FT-FTA Pct Reb-Avg Ast TO BS St Pts-Avg
Kauffman 27-27 790 136-288 472 0-0 .000 54-72 .750 181-6.7 32 94 16 20 326-12.1
Blanding 24-8 501 118-242 488 0-0 .000 13-33 .394 117-4.9 10 37 23 18 249-10.4

All-Time Results

Year-by-Year Results	160-167
Duke Year-by-Year Record	168
Duke Versus Ranked Opponents	169-170
All-Time Series Results	171-180
100-Point Games.....	180
Series Results	181
Duke Versus the Conferences.....	182

1975-76

Coach: Emma Jean Howard

Record: 0-14

Dec. 3	St. Augustine	L	45-65
Dec. 6	Pfeiffer	L	49-77
Dec. 9	at Peace	L	48-81
Jan. 13	at North Carolina	L	53-85
Jan. 15	N.C. Central	L	36-64
Jan. 20	East Carolina	L	31-72
Jan. 22	at Campbell	L	55-73
Jan. 26	N.C. Central	L	43-44
Jan. 29	N.C. State	L	37-67
Jan. 31	at UNC Charlotte	L	47-64
Feb. 3	Campbell	L	69-72
Feb. 7	at Elon College	L	43-82
Feb. 14	Elon College	L	47-50
Feb. 19	at N.C. State	L	35-78

1976-77

Coach: Emma Jean Howard

Record: 2-12

Jan. 19	at Wake Forest	L	52-57
Jan. 21	Elon College	L	47-48
Jan. 25	UNC Charlotte	W	64-60
Jan. 28	Virginia Commonwealth	L	48-49
Feb. 1	#14 N.C. State	L	35-87
Feb. 3	at Campbell	L	63-78
Feb. 5	Shaw	L	59-76
Feb. 8	at Shaw	L	51-89
Feb. 11	at Western Carolina	L	45-77
Feb. 12	at N.C. Central	L	47-52
Feb. 16	N.C. Central	W	58-53
Feb. 19	Campbell	L	48-66
Feb. 21	at Elon College	L	38-74
Feb. 24	vs. Campbell ¹	L	50-61

1 - NCAIAW Tournament (High Point, N.C.)

1977-78

Coach: Debbie Leonard

Record: 1-19, 0-8 ACC (7th)

Dec. 1	UNC Greensboro	L	57-82
Dec. 3	at East Carolina	L	55-80
Dec. 5	Virginia*	L	57-74
Dec. 8	Wake Forest*	L	54-55
Jan. 11	at Clemson*	L	59-118
Jan. 14	#7 Maryland*	L	47-117
Jan. 19	at #2 N.C. State*	L	43-125
Jan. 20	at Virginia Commonwealth	W	65-59
Jan. 24	at North Carolina*	L	68-87
Jan. 26	at UNC Greensboro	L	63-81
Jan. 28	at Appalachian State	L	60-87
Feb. 2	#2 N.C. State*	L	36-86
Feb. 4	at UNC Charlotte	L	62-72
Feb. 6	East Carolina	L	66-70
Feb. 9	vs. #7 Maryland ¹	L	39-103
Feb. 16	Appalachian State	L	68-75
Feb. 18	Western Carolina	L	56-93
Feb. 20	at Davidson	L	61-62
Feb. 24	North Carolina*	L	72-80
Mar. 2	vs. East Carolina ²	L	47-87

1 - ACC Tournament (Charlottesville, Va.)

2 - NCAIAW Tournament (Greenville, N.C.)

1978-79

Coach: Debbie Leonard

Record: 11-11, 3-6 ACC (5th)

Nov. 28	UNC Wilmington	W	71-61
Nov. 30	at Wake Forest*	W	65-52
Dec. 2	at East Carolina	L	66-81
Dec. 4	Guilford	W	82-48
Dec. 7	North Carolina*	L	65-82
Dec. 12	at Virginia Commonwealth	W	70-57
Jan. 10	Catawba	W	82-33

Jan. 13	Georgia Tech*	W	70-55
Jan. 16	at UNC Greensboro	W	65-51
Jan. 18	at #3 Maryland*	L	55-82
Jan. 20	#7 N.C. State*	L	44-99
Jan. 24	at Virginia*	L	61-68
Jan. 26	Peace	W	90-75
Jan. 29	Wake Forest*	W	77-66
Jan. 31	UNC Greensboro	W	64-52
Feb. 5	Clemson*	L	58-94
Feb. 8	vs. Clemson ¹	L	56-81
Feb. 12	Davidson	W	78-25
Feb. 16	at Appalachian State	L	64-85
Feb. 17	at Western Carolina	L	78-89
Feb. 20	at North Carolina*	L	54-69
Feb. 22	vs. East Carolina ²	L	46-69

1 - ACC Tournament (Raleigh, N.C.)

2 - NCAIAW Tournament (Boone, N.C.)

1979-80

Coach: Debbie Leonard

Record: 14-13, 5-5 ACC (4th)

Nov. 24	vs. Wake Forest* ¹	W	80-70
Nov. 25	at Virginia*	L	58-74
Nov. 29	at #5 N.C. State*	L	55-86
Dec. 1	East Carolina	W	76-75
Dec. 3	at Furman	W	90-56
Dec. 6	at North Carolina*	L	58-91
Dec. 8	UNC Asheville	W	101-53
Dec. 21	vs. St. John's	L	55-79
Dec. 22	at Princeton	W	66-61
Jan. 5	Colorado	L	64-78
Jan. 9	at #18 Clemson*	L	56-111
Jan. 11	Connecticut	L	69-81
Jan. 12	vs. Georgia State	L	57-68
Jan. 16	Wake Forest*	W	71-68
Jan. 18	#15 Maryland*	L	63-82
Jan. 19	Virginia Commonwealth	W	64-58
Jan. 21	at Georgia Tech*	W	72-71
Jan. 23	Virginia*	W	65-63
Jan. 28	Peace	W	83-60
Feb. 2	Appalachian State	W	88-70
Feb. 5	at UNC Wilmington	L	67-68
Feb. 8	vs. North Carolina ²	L	63-85
Feb. 11	at UNC Greensboro	W	82-74
Feb. 14	North Carolina	W	66-61
Feb. 19	at Guilford	W	82-69
Feb. 22	vs. North Carolina ³	L	59-83
Feb. 23	vs. East Carolina ³	L	65-99

1 - ACC Tip-Off Classic (Charlottesville, Va.)

2 - ACC Tournament (College Park, Md.)

3 - NCAIAW Tournament (Raleigh, N.C.)

1980-81

Coach: Debbie Leonard

Record: 11-14, 3-6 ACC (6th)

Nov. 21	at St. Joseph's	L	57-84
Nov. 22	at LaSalle	L	74-91
Nov. 29	George Mason	W	86-50
Dec. 2	UNC Wilmington	W	78-77
Dec. 4	#10 N.C. State*	L	78-96
Dec. 6	Appalachian State	W	90-71
Dec. 8	Wake Forest*	W	98-75
Dec. 10	at Virginia*	L	57-73
Jan. 2	at Cincinnati	L	64-86
Jan. 3	at Dayton	L	78-99
Jan. 5	at Xavier	W	74-46
Jan. 8	Manhattan	W	74-54
Jan. 10	at #17 Maryland*	L	68-85
Jan. 14	at Wake Forest*	W	76-61
Jan. 19	at East Carolina	L	69-79
Jan. 24	at Virginia Tech	L	55-66
Jan. 29	North Carolina*	L	65-77
Jan. 31	UNC Asheville	W	85-54

Feb. 2	#20 Clemson*	L	54-67
Feb. 6	Georgia Tech*	W	74-51
Feb. 7	Furman	W	89-48
Feb. 12	vs. #12 Maryland ¹	L	49-72
Feb. 18	at North Carolina*	L	47-77
Feb. 23	at Appalachian State	W	69-46
Mar. 2	vs. Appalachian State ²	L (OT)	73-74

1 - ACC Tournament (Clemson, S.C.)

2 - NCAIAW Tournament (Chapel Hill, N.C.)

1981-82

Coach: Debbie Leonard

Record: 14-15, 3-8 ACC (6th)

Nov. 20	George Washington	W	82-45
Nov. 21	Marshall	L	57-58
Nov. 27	Georgia Tech*	W	62-50
Dec. 1	at Wake Forest*	L	60-67
Dec. 3	North Carolina*	L	47-73
Dec. 8	#9 N.C. State*	L	53-70
Dec. 11	Virginia Tech	W	71-58
Jan. 3	#12 Maryland*	L	52-65
Jan. 8	at Stetson	W	79-59
Jan. 9	vs. Georgia Southern	L	58-64
Jan. 12	Wake Forest*	W	75-52
Jan. 15	vs. James Madison ¹	L	75-76
Jan. 16	vs. Campbell ¹	W	83-64
Jan. 19	at North Carolina*	L	59-93
Jan. 23	at Clemson*	L	59-84
Jan. 25	Stetson	W	70-44
Jan. 27	Virginia*	W	80-63
Jan. 30	at Appalachian State	W	75-60
Feb. 5	at North Georgia	W	74-62
Feb. 6	at Georgia Tech*	L	61-64
Feb. 10	at #8 N.C. State*	L	61-81
Feb. 13	at UNC Asheville	W	60-45
Feb. 16	East Carolina	L	57-79
Feb. 19	Appalachian State	W	85-73
Feb. 21	at UNC Wilmington	L	57-59
Feb. 26	at #9 N.C. State ²	L	55-69
Mar. 9	James Madison ³	W	63-60
Mar. 12	at East Tennessee St. ⁴	W (OT)	74-73
Mar. 13	vs. Vanderbilt ⁴	L	57-75

1 - Played in Greenville, N.C.

2 - ACC Tournament (Raleigh, N.C.)

3 - AIAW Region II Tournament (Durham, N.C.)

4 - AIAW Region II Tournament (Johnson City, Tenn.)

1982-83

Coach: Debbie Leonard

Record: 15-10, 6-7 ACC (4th)

Nov. 26	Eastern Kentucky	W	74-57
Dec. 1	at Clemson*	W	72-70
Dec. 4	UNC Charlotte	W	78-46
Dec. 10	vs. Furman	W	88-51
Dec. 11	vs. Baptist	W	86-37
Dec. 30	Virginia*	W	73-63
Jan. 3	at Georgia Tech*	W	55-43
Jan. 6	at Manhattan	L	64-69
Jan. 7	at Wagner	W	87-56
Jan. 11	#20 North Carolina*	L	68-84
Jan. 14	San Diego State	W	82-68
Jan. 18	#3 Maryland*	L	49-72
Jan. 22	Richmond	W	77-65
Jan. 26	at N.C. State*	L	55-71
Jan. 29	Clemson*	W	95-81
Jan. 31	Georgia Tech*	W	80-40
Feb. 2	at Wake Forest*	W	76-58
Feb. 5	at Virginia*	L	63-66
Feb. 13	at #8 Maryland*	L	68-89
Feb. 17	at #20 North Carolina*	L	65-82
Feb. 19	at UNC Charlotte	L	66-73
Feb. 22	#16 N.C. State*	L	81-102
Feb. 25	Appalachian State	W	89-51

YEAR-BY-YEAR RESULTS

2017-18 WOMEN'S BASKETBALL MEDIA GUIDE

Feb. 28 Western Carolina W 77-67
 Mar. 4 Clemson¹ L (OT) 92-93
 1 - ACC Tournament (Fayetteville, N.C.)

1983-84

Coach: Debbie Leonard

Record: 13-14, 5-9 ACC (6th)

Nov. 26 N.C. Central W 103-60
 Nov. 27 Mars Hill W 90-47
 Nov. 29 Virginia* L 58-72
 Dec. 2 vs. Toledo¹ W 66-59
 Dec. 3 at Eastern Kentucky¹ L 44-46
 Dec. 6 #15 Clemson* L 72-78
 Dec. 10 at #8 Maryland* L 54-81
 Dec. 29 vs. Providence² L 64-65
 Dec. 30 vs. Seton Hall² L 67-74
 Jan. 1 vs. Florida International² L 56-83
 Jan. 7 at Georgia Tech* W 74-72
 Jan. 11 at North Carolina* L 63-72
 Jan. 14 Pennsylvania W 74-47
 Jan. 17 at #14 Clemson* L 73-79
 Jan. 20 Wake Forest* W 66-57
 Jan. 24 #20 N.C. State* L 62-86
 Jan. 28 at Richmond W 81-71
 Feb. 1 at Wake Forest* L 58-73
 Feb. 4 at #17 Virginia* L 55-82
 Feb. 8 #17 Maryland* L 63-64
 Feb. 11 Georgia Tech* W 69-61
 Feb. 16 #16 North Carolina* W 80-67
 Feb. 18 Campbell W 89-64
 Feb. 21 at #15 N.C. State* W (OT) 74-73
 Feb. 25 UNC Wilmington W 87-69
 Feb. 27 North Carolina A&T W 78-39
 Mar. 2 vs. #16 N.C. State³ L 68-81

1 - Eastern Kentucky Tournament (Richmond, Ky.)
 2 - Dial Classic (Miami, Fla.)
 3 - ACC Tournament (Fayetteville, N.C.)

1984-85

Coach: Debbie Leonard

Record: 19-8, 7-7 ACC (5th)

Nov. 20 N.C. Central W 109-53
 Nov. 23 vs. Furman¹ W 103-66
 Nov. 24 vs. William & Mary¹ W 86-48
 Nov. 28 Mars Hill W 93-60
 Dec. 1 at Radford W 83-64
 Dec. 5 at Wake Forest* L 53-64
 Dec. 8 Maryland* W 68-58
 Dec. 20 at Stetson W 67-56
 Dec. 20 vs. Georgetown² W 84-49
 Dec. 21 vs. Georgia Southern² W 71-65
 Dec. 31 Clemson* W 84-76
 Jan. 5 #11-- Virginia* L 58-75
 Jan. 8 North Carolina* W 63-62
 Jan. 12 at Georgia Tech* W 65-58
 Jan. 14 at Clemson* W 76-70
 Jan. 19 Wake Forest* L 55-59
 Jan. 22 at N.C. State* L 62-68
 Jan. 25 Georgia Tech* W 75-67
 Jan. 29 Richmond W 73-46
 Feb. 2 at #15/17 Virginia* L 66-74
 Feb. 6 at Maryland* W 63-60
 Feb. 12 at North Carolina* L 68-88
 Feb. 15 Virginia Commonwealth W 86-62
 Feb. 19 #15/15 N.C. State* L 72-73
 Feb. 23 at UNC Wilmington W 96-86
 Mar. 1 vs. Clemson³ W 81-76
 Mar. 2 vs. #14/14 N.C. State³ L 57-89

1 - Duke/WFU Doubleheader (Winston-Salem, N.C.)
 2 - USF Holiday Classic (Tampa, Fla.)
 3 - ACC Tournament (Fayetteville, N.C.)

1985-86

Coach: Debbie Leonard

Record: 21-9, 9-5 ACC (3rd)

Women's National Invitational

Nov. 23 Maryland-Eastern Shore W 85-58
 Nov. 26 Cheyney W 98-66
 Nov. 30 at George Mason W 85-66
 Dec. 1 at Richmond W 99-65
 Dec. 4 Wake Forest* W 77-67
 Dec. 7 at Maryland* L 60-74
 Dec. 18 at Rider W 79-36
 Dec. 19 at Seton Hall W 88-66
 Dec. 27 vs. Washington¹ L 71-83
 Dec. 28 vs. Cheyney¹ W 100-56
 Dec. 30 Indiana State W 94-40
 Jan. 4 Radford W 86-72
 Jan. 7 #19/18 North Carolina* W 79-78
 Jan. 11 at Georgia Tech* W 78-69
 Jan. 13 at Clemson* W 93-77
 Jan. 18 at #4/4 Virginia* L 76-90
 Jan. 21 N.C. State* W 70-66
 Jan. 25 Georgia Tech* W 77-61
 Jan. 27 Princeton W 77-35
 Feb. 1 #3/3 Virginia* L 67-81
 Feb. 5 at N.C. State* L 86-102
 Feb. 8 Clemson* W 80-76
 Feb. 12 at #13/13 North Carolina* W 86-79
 Feb. 15 at Wake Forest* W 76-59
 Feb. 17 UNC Asheville W 95-41
 Feb. 22 Maryland* L 67-72
 Mar. 1 vs. Wake Forest² L 71-72
 Mar. 20 at West Texas State³ W 68-67
 Mar. 21 vs. Northwestern State³ L 88-89
 Mar. 22 vs. Notre Dame³ L 67-74

1 - Texaco-Havoline Christmas Cl. (Villanova, Pa.)
 2 - ACC Tournament (Fayetteville, N.C.)
 3 - WNIT (Amarillo, Texas)

1986-87

Coach: Debbie Leonard

Record: 19-10, 7-7 ACC (4th)

NCAA Tournament - Second Round

Nov. 28 vs. Florida¹ W 76-74
 Nov. 29 at DePaul¹ L 72-78
 Dec. 3 Clemson* W 78-72
 Dec. 6 Appalachian State W 84-66
 Dec. 9 Winthrop W 80-45
 Dec. 12 at #16/17 Maryland* L 64-65
 Dec. 27 at Hofstra W 82-69
 Dec. 29 at St. John's² W 80-63
 Dec. 30 vs. Kentucky² W 68-63
 Jan. 2 East Carolina W 84-70
 Jan. 4 Old Dominion W 63-56
 Jan. 7 at North Carolina* L 68-76
 Jan. 10 Brigham Young W 80-60
 Jan. 14 Wake Forest* L 72-73
 Jan. 17 #--/22 Maryland* W 70-63
 Jan. 21 #14/14 N.C. State* L 79-86
 Jan. 24 at #6/6 Virginia* L 43-71
 Jan. 26 Georgia Tech* W 85-66
 Jan. 31 at Wake Forest* W 84-63
 Feb. 3 at #13/15 N.C. State* W 76-69
 Feb. 7 at Georgia Tech* W 86-72
 Feb. 9 at Clemson* L 76-79
 Feb. 12 Richmond W 68-52
 Feb. 14 Northern Illinois W 85-68
 Feb. 21 #7/9 Virginia* W 77-76
 Feb. 23 North Carolina* L 67-83
 Feb. 28 vs. Maryland³ L 62-64
 Mar. 11 Manhattan⁴ W 70-55
 Mar. 14 at #5/6 Rutgers⁵ L 64-78

1 - DePaul Tournament (Chicago, Ill.)

2 - Cahill Invitational (Jamaica, N.Y.)
 3 - ACC Tournament (Fayetteville, N.C.)
 4 - NCAA First Round (Durham, N.C.)
 5 - NCAA Second Round (Piscataway, N.J.)

1987-88

Coach: Debbie Leonard

Record: 17-11, 5-9 ACC (5th)

Nov. 27 Wisconsin W 86-66
 Nov. 30 Howard W 83-71
 Dec. 5 vs. Southern California¹ W 78-75
 Dec. 6 at Providence¹ W 87-75
 Dec. 10 East Tennessee State W 86-48
 Dec. 12 at East Carolina W 68-49
 Dec. 21 Harvard W 86-61
 Dec. 27 at California W 85-57
 Dec. 29 at San Jose State² W 86-47
 Dec. 30 vs. Purdue² W 76-71
 Jan. 2 Boston University W 73-58
 Jan. 4 Clemson* W 68-61
 Jan. 9 at #15/14 Maryland* L 73-83
 Jan. 12 at Wake Forest* L 57-58
 Jan. 15 Georgia Tech* W (OT) 77-71
 Jan. 19 at N.C. State* L 85-97
 Jan. 23 #14/14 Virginia* L 49-72
 Jan. 27 North Carolina* L 65-66
 Jan. 30 at Georgia Tech* W 80-71
 Feb. 1 at Clemson* L 65-78
 Feb. 6 Notre Dame L 66-78
 Feb. 10 at Old Dominion W 83-81
 Feb. 13 #11/12 Maryland* W 81-73
 Feb. 16 Wake Forest* L 59-62
 Feb. 20 at North Carolina* L 64-68
 Feb. 24 N.C. State* W 68-66
 Feb. 27 at #9/10 Virginia* L 67-79
 Mar. 5 vs. #--/25 Clemson³ L 65-81

1 - Lady Friar Classic (Providence, R.I.)
 2 - Tip-Off Classic (San Jose, Calif.)
 3 - ACC Tournament (Fayetteville, N.C.)

1988-89

Coach: Debbie Leonard

Record: 12-16, 2-12 ACC (7th)

Nov. 25 vs. Eastern Washington¹ W 79-57
 Nov. 26 vs. San Diego¹ W 64-56
 Nov. 30 East Carolina W 93-60
 Dec. 2 Cleveland State² W 100-60
 Dec. 3 James Madison² W 80-79
 Dec. 5 William & Mary W 65-47
 Dec. 9 vs. Connecticut³ W 83-69
 Dec. 10 at Virginia Commonwealth³ W 83-76
 Dec. 20 #6/7 Stanford L 76-91
 Dec. 29 at Tulane W 80-72
 Dec. 30 at Southeastern Louisiana W 82-71
 Jan. 2 at Clemson* L 55-69
 Jan. 7 at #13/13 Virginia* L 66-78
 Jan. 10 at North Carolina* L (OT) 92-93
 Jan. 14 #8/8 Maryland* L 86-87
 Jan. 17 #16/14 N.C. State* L 68-75
 Jan. 21 #--/24 Old Dominion L 70-77
 Jan. 24 Wake Forest* L 69-72
 Jan. 28 Georgia Tech* L (OT) 94-97
 Jan. 31 at Richmond W 70-87
 Feb. 4 at #6/4 Maryland* L 64-100
 Feb. 8 Clemson* L 50-71
 Feb. 11 #14/14 Virginia* L 81-99
 Feb. 15 North Carolina* W 74-72
 Feb. 21 at #15/14 N.C. State* L 78-92
 Feb. 25 at Georgia Tech* W 78-71
 Feb. 27 at Wake Forest* L 74-79
 Mar. 4 vs. #14/14 N.C. State⁴ L 50-89

1 - Downeast Auto Classic (Bangor, Maine)

YEAR-BY-YEAR RESULTS

2017-18 WOMEN'S BASKETBALL MEDIA GUIDE

- 2 - Duke Dial Soap Classic (Durham, N.C.)
- 3 - VCU Classic (Richmond, Va.)
- 4 - ACC Tournament (Fayetteville, N.C.)

- 2 - Duke Dial Soap Classic (Durham, N.C.)
- 3 - Coca Cola Jowers Jamboree (San Marcos, Texas)
- 4 - USF Holiday Classic (Tampa, Fla.)
- 5 - ACC Tournament (Fayetteville, N.C.)

- 1 - Duke Classic (Durham, N.C.)
- 2 - Seattle Times Husky Classic (Seattle, Wash.)
- 3 - ACC Tournament (Rock Hill, S.C.)

1989-90

Coach: Debbie Leonard

Record: 15-13, 4-10 ACC (6th)

Nov. 25	vs. Illinois ¹	L	63-68
Nov. 26	vs. St. John's ¹	W	95-63
Nov. 28	at Appalachian State	W	73-65
Dec. 1	New Hampshire ²	W	82-47
Dec. 2	Boston College ²	W	85-64
Dec. 6	Western Carolina	W	77-64
Dec. 9	at William & Mary	W	65-62
Dec. 18	at #23/24 Old Dominion	L	78-92
Dec. 25	at Wagner ³	W	66-56
Dec. 28	vs. Hofstra ³	W	86-48
Dec. 31	at Seton Hall	W	72-65
Jan. 3	Radford	W	62-58
Jan. 5	at #12/13 Maryland*	L	60-68
Jan. 10	#8/11 N.C. State*	L	87-103
Jan. 13	Georgia Tech*	W	72-68
Jan. 16	#9/12 Virginia*	W	84-74
Jan. 20	North Carolina*	W	90-88
Jan. 24	at Wake Forest*	L	63-72
Jan. 27	at Georgia Tech*	L	74-78
Jan. 29	at Clemson*	L	49-64
Feb. 3	Wake Forest*	W	66-61
Feb. 7	at #11/11 N.C. State*	L	61-80
Feb. 10	at #12/12 Virginia*	L	62-86
Feb. 14	UNC Charlotte*	W	65-49
Feb. 18	Maryland*	L	58-62
Feb. 21	at North Carolina*	L	56-58
Feb. 26	Clemson*	L	60-65
Mar. 3	vs. Clemson ⁴	L	68-77

- 1 - Bowling Green Bank (Bowling Green, Ky.)
- 2 - Duke Dial Soap Classic (Durham, N.C.)
- 3 - Wagner Christmas Tournament (Staten Island, N.Y.)
- 4 - ACC Tournament (Fayetteville, N.C.)

1990-91

Coach: Debbie Leonard

Record: 16-12, 6-8 ACC (5th)

Nov. 24	vs. Louisville ¹	L	66-73
Nov. 25	vs. Georgetown ¹	W	80-68
Nov. 29	East Tennessee State	W	85-55
Dec. 1	Harvard ²	W	90-76
Dec. 2	#9/9 Purdue ²	L	58-69
Dec. 7	vs. San Antonio ³	W	71-68
Dec. 8	at Southwest Texas St. ³	W	68-57
Dec. 18	Charleston	W	82-54
Dec. 21	vs. South Alabama ⁴	W	76-70
Dec. 22	at South Florida ⁴	W	78-62
Dec. 28	Xavier	L	73-78
Jan. 2	Wisconsin-Green Bay	W	70-59
Jan. 5	#1/1 Virginia*	L	56-92
Jan. 9	at #3/4 N.C. State*	L	84-96
Jan. 12	Old Dominion	W	70-62
Jan. 15	North Carolina*	W	78-72
Jan. 18	Wake Forest*	W	65-52
Jan. 21	Maryland*	L	63-74
Jan. 26	at Georgia Tech*	W	93-79
Jan. 28	at #20/20 Clemson*	L	49-63
Feb. 1	at Maryland*	W	45-44
Feb. 6	#3/4 N.C. State*	L	63-98
Feb. 9	at #1/1 Virginia*	L	61-86
Feb. 16	at Wake Forest*	L	51-68
Feb. 19	at North Carolina*	W	59-54
Feb. 22	#24/- Clemson*	L	59-67
Feb. 24	Georgia Tech*	W	89-76
Mar. 2	vs. Clemson ⁵	L	58-60

- 1 - Felpausch/MSU Holiday Classic (Lansing, Mich.)

1991-92

Coach: Debbie Leonard

Record: 14-15, 4-12 ACC (8th)

Nov. 23	at East Tennessee State	W	104-71
Nov. 27	UNC Wilmington	W	94-37
Nov. 30	vs. Fairfield ¹	W	75-68
Dec. 1	at Harvard ¹	W	86-63
Dec. 6	Yale ²	W	60-55
Dec. 7	Seton Hall ²	L	60-67
Dec. 11	UNC Asheville	W	100-42
Dec. 14	UNC Greensboro	W	87-76
Dec. 28	at #12/11 Purdue ³	L	58-74
Dec. 29	vs. Kent State ³	W	84-79
Jan. 3	Georgia Tech*	W	80-76
Jan. 7	at #12/11 N.C. State*	W	73-69
Jan. 10	#15/15 Clemson*	L	72-107
Jan. 15	at North Carolina*	L	54-58
Jan. 18	at Wake Forest*	W	73-59
Jan. 21	at Florida State*	L	55-67
Jan. 24	#1/1 Maryland*	L	54-80
Feb. 1	#2/2 Virginia*	L	54-81
Feb. 5	Loyola (MD)	W	109-59
Feb. 8	Florida State*	L	53-61
Feb. 12	#24/24 North Carolina*	L	64-69
Feb. 15	at #2/2 Virginia*	L	48-93
Feb. 18	N.C. State*	L	67-87
Feb. 22	at #4/5 Maryland*	L	69-74
Feb. 26	Wake Forest*	W	69-61
Feb. 29	at #19/18 Clemson*	L	59-63
Mar. 2	at Georgia Tech*	L	53-75
Mar. 6	vs. Wake Forest ⁴	W	61-52
Mar. 7	vs. #1/1 Virginia ⁴	L	55-81

- 1 - Harvard Invitational (Cambridge, Mass.)
- 2 - Duke Classic (Durham, N.C.)
- 3 - Boilermaker Classic (West Lafayette, Ind.)
- 4 - ACC Tournament (Rock Hill, S.C.)

1992-93

Coach: Gail Goestenkers

Record: 12-15, 3-13 ACC (9th)

Dec. 1	UNC Wilmington	W	88-52
Dec. 4	Northeastern ¹	W	64-53
Dec. 5	Virginia Tech ¹	W	85-63
Dec. 8	East Tennessee State	W	114-74
Dec. 11	at UNC Greensboro	W	80-76
Dec. 20	Appalachian State	W	79-76
Dec. 27	vs. Drake ²	W	71-58
Dec. 28	at Washington ²	L	48-72
Jan. 3	Florida State*	L	72-84
Jan. 6	Loyola (MD)	W	61-52
Jan. 9	at #9/9 Virginia*	L	57-76
Jan. 13	at N.C. State*	L	60-77
Jan. 16	#3/9 Maryland*	L	51-82
Jan. 19	at #20/20 North Carolina*	L	54-66
Jan. 23	at Radford	W	59-58
Jan. 25	Wake Forest*	L	60-64
Jan. 29	Georgia Tech*	L (OT)	80-86
Jan. 31	at #21/18 Clemson*	L	63-88
Feb. 5	at #7/9 Maryland*	L	71-90
Feb. 9	N.C. State*	W	82-65
Feb. 13	#14/14 Virginia*	L	61-97
Feb. 15	#--/21 Clemson*	W	67-65
Feb. 19	at Wake Forest*	W	71-59
Feb. 23	#18/18 North Carolina*	L	63-84
Feb. 26	at Georgia Tech*	L	67-72
Feb. 28	at Florida State*	L	67-74
Mar. 5	vs. Wake Forest ³	L	69-70

1993-94

Coach: Gail Goestenkers

Record: 16-11, 7-9 ACC (5th)

Nov. 26	Morgan State	W	116-63
Nov. 29	at Loyola (MD)	W	76-67
Dec. 4	American ¹	W	104-71
Dec. 5	Miami (Ohio) ¹	W	98-54
Dec. 8	at Appalachian State	W	79-66
Dec. 11	McNeese State	W	103-50
Dec. 20	vs. Detroit Mercy ²	W	94-82
Dec. 21	at California ²	L	66-72
Dec. 31	N.C. State*	W	69-66
Jan. 2	at Wake Forest*	W	56-50
Jan. 5	at East Carolina	W	110-69
Jan. 12	at N.C. State*	L	70-71
Jan. 14	Georgia Tech*	W	77-59
Jan. 16	Florida State*	W	66-60
Jan. 19	#7/7 North Carolina*	L	68-79
Jan. 23	at Clemson*	W	74-67
Jan. 25	#12/12 Virginia*	L	66-87
Jan. 28	Clemson*	L	82-90
Feb. 1	Wake Forest*	W	60-51
Feb. 5	at Maryland*	L	50-67
Feb. 9	Western Carolina*	W	117-44
Feb. 12	at #9/9 Virginia*	L	60-73
Feb. 18	Maryland*	W	62-60
Feb. 22	at #5/5 North Carolina*	L	58-70
Feb. 25	at Florida State*	L	73-78
Feb. 27	at Georgia Tech*	L	56-61
Mar. 5	vs. Maryland ³	L	45-60

- 1 - Duke Classic (Durham, N.C.)
- 2 - Oakland Tribune Classic (Berkeley, Calif.)
- 3 - ACC Tournament (Rock Hill, S.C.)

1994-95

Coach: Gail Goestenkers

Record: 22-9, 10-6 ACC (4th)

NCAA Tournament - Second Round

Nov. 26	vs. Montana ¹	W	89-49
Nov. 27	at Old Dominion ¹	L	59-64
Nov. 30	UNC Asheville	W	114-57
Dec. 3	Wisconsin-Milwaukee ²	W	104-34
Dec. 4	Indiana State ²	W	100-66
Dec. 7	Florida State*	W	84-68
Dec. 18	Princeton	W	67-64
Dec. 21	Charleston Southern	W	101-57
Dec. 28	vs. James Madison ³	W	75-63
Dec. 29	at St. Joseph's ³	W	67-64
Jan. 1	Manhattan	W	101-71
Jan. 4	N.C. State*	W	91-70
Jan. 8	at Maryland*	W	80-62
Jan. 10	at #9/11 Virginia*	L	62-78
Jan. 16	Wake Forest*	W	76-58
Jan. 18	at Georgia Tech*	W	80-71
Jan. 25	#3/3 North Carolina*	W	74-72
Jan. 28	at Florida State*	W	75-71
Feb. 1	at Clemson*	L	64-78
Feb. 5	at N.C. State*	L	55-71
Feb. 7	Maryland*	W	67-63
Feb. 12	#8/9 Virginia*	L	61-67
Feb. 16	at Wake Forest*	W	78-66
Feb. 18	Georgia Tech*	W	77-68
Feb. 20	Clemson*	L (OT)	82-88
Feb. 25	at #12/12 North Carolina*	L	57-82
Mar. 3	vs. Clemson ⁴	W	78-71
Mar. 4	vs. #6 Virginia ⁴	W (OT)	83-82
Mar. 5	vs. #12 North Carolina ⁴	L	70-95
Mar. 16	vs. Oklahoma State ⁵	W	76-64

Mar. 18 at #13/15 Alabama⁵ L (4OT) 120-121
 1 - Old Dominion Tournament (Norfolk, Va.)
 2 - Duke Women's Tournament (Durham, N.C.)
 3 - St. Joseph's Tournament (Philadelphia, Pa.)
 4 - ACC Tournament (Rock Hill, S.C.)
 5 - NCAA First & Second Rounds (Tuscaloosa, Ala.)

1995-96

Coach: Gail Goestenkers

Record: 26-7, 12-4 ACC (2nd)

NCAA Tournament - Second Round

Nov. 15 Virginia Commonwealth¹ W 93-51
 Nov. 17 at Texas A&M¹ L 73-83
 Nov. 24 vs. Pepperdine² W 108-70
 Nov. 25 vs. Mississippi State² W 72-67
 Nov. 29 at UNC Asheville W 95-57
 Dec. 2 Delaware³ W 95-50
 Dec. 4 Michigan State³ W 67-52
 Dec. 6 Florida State* W 92-30
 Dec. 10 Seton Hall W 76-66
 Dec. 18 at West Virginia W 84-64
 Dec. 20 at Manhattan W 73-61
 Dec. 29 vs. Kentucky⁴ W 73-54
 Dec. 30 vs. Syracuse⁴ W 84-40
 Jan. 4 at #13/15 N.C. State* L 73-75
 Jan. 8 #8/5 Virginia* L 60-61
 Jan. 11 Maryland* W 57-53
 Jan. 14 at Wake Forest* W 74-64
 Jan. 17 Georgia Tech* W 78-66
 Jan. 24 at #-/24 North Carolina* W 86-85
 Jan. 27 at Florida State* W 61-47
 Jan. 31 #17/18 Clemson* W 74-63
 Feb. 2 #14/17 N.C. State* L 74-80
 Feb. 5 at Maryland* L 52-63
 Feb. 8 Wake Forest* W 85-66
 Feb. 10 at #9/8 Virginia* W 72-69
 Feb. 17 at Georgia Tech* W 70-55
 Feb. 19 at #16/20 Clemson* W 75-65
 Feb. 23 North Carolina* W 61-58
 Mar. 1 vs. Wake Forest⁵ W 67-61
 Mar. 2 vs. #19/23 N.C. State⁵ W 79-62
 Mar. 3 vs. #22/20 Clemson⁵ L 54-71
 Mar. 16 James Madison⁶ W 85-53
 Mar. 18 San Francisco⁶ L 60-64

1 - Preseason NIT (Durham, NC & College Station, Texas)
 2 - Univ. of New Orleans Tourn. (New Orleans, La.)
 3 - Duke Classic (Durham, N.C.)
 4 - ACC Big Four Classic (Greensboro, N.C.)
 5 - ACC Tournament (Rock Hill, S.C.)
 6 - NCAA First & Second Rounds (Durham, N.C.)

1996-97

Coach: Gail Goestenkers

Record: 19-11, 9-7 ACC (5th)

NCAA Tournament - Second Round

Nov. 23 UNC Asheville W 90-52
 Nov. 24 at UNC Greensboro W 98-68
 Nov. 27 West Virginia W 84-70
 Nov. 30 Illinois State¹ W 85-58
 Dec. 1 St. Joseph's¹ W 63-46
 Dec. 7 vs. #6/6 Old Dominion² L 77-89
 Dec. 8 at Richmond² W 89-60
 Dec. 12 Georgia Tech* W 74-65
 Dec. 21 Manhattan W 85-36
 Dec. 28 vs. Rutgers³ W 74-36
 Dec. 29 vs. George Washington³ L 48-54
 Jan. 3 Florida State* W 87-46
 Jan. 6 at #13/13 Virginia* L 55-62
 Jan. 9 Wake Forest* W 82-70
 Jan. 12 at Maryland* L 64-68
 Jan. 15 at #15/13 N.C. State* L 73-86
 Jan. 18 #10/10 North Carolina* L 73-87
 Jan. 24 #10/10 Clemson* W 70-61

Jan. 27 at Georgia Tech* W 83-58
 Feb. 2 at Florida State* W 77-70
 Feb. 6 at Wake Forest* W 81-58
 Feb. 9 Maryland* W 66-57
 Feb. 12 N.C. State* W (OT) 96-95
 Feb. 16 at #22/21 Clemson* L 69-72
 Feb. 19 #11/9 Virginia* L 56-86
 Feb. 21 at #4/5 North Carolina* L 61-81
 Feb. 28 vs. Maryland⁴ W (OT) 60-52
 Mar. 1 vs. #5/6 North Carolina⁴ L 55-66
 Mar. 14 vs. DePaul⁵ W 70-56
 Mar. 16 at #16/19 Illinois⁵ L 67-85

1 - Duke Classic (Durham, N.C.)
 2 - Central Fidelity Invitational (Richmond, Va.)
 3 - ACC Big Four Classic (Greensboro, N.C.)
 4 - ACC Tournament (Charlotte, N.C.)
 5 - NCAA First & Second Rounds (Champaign, Ill.)

1997-98

Coach: Gail Goestenkers

Record: 24-8, 13-3 ACC (1st)

NCAA Tournament - Elite Eight

Nov. 19 UNC Greensboro W 78-51
 Nov. 22 Notre Dame W 80-62
 Nov. 28 vs. Detroit¹ W 87-65
 Nov. 29 vs. Southern Illinois¹ W 76-54
 Nov. 30 vs. #8/8 Illinois¹ L 65-77
 Dec. 6 Ohio² W 99-59
 Dec. 7 Michigan² W 64-63
 Dec. 13 at Clemson* L 61-72
 Dec. 20 UCLA L 83-93
 Dec. 22 Maryland* W 65-48
 Dec. 28 vs. Kent State³ W 69-57
 Dec. 29 at #12/15 Florida³ L 63-70
 Jan. 2 at Wake Forest* W 73-60
 Jan. 4 Georgia Tech* W 87-56
 Jan. 12 at #8/7 North Carolina* L 74-83
 Jan. 16 Florida State* W 96-76
 Jan. 19 at #8/7 N.C. State* W 75-61
 Jan. 23 #11/10 Virginia* W 93-66
 Jan. 25 #19/22 Clemson* W 78-59
 Jan. 30 at Maryland* L 53-54
 Feb. 2 Wake Forest* W 79-55
 Feb. 5 at Georgia Tech* W 58-55
 Feb. 12 #5/5 North Carolina* W 83-70
 Feb. 15 at Florida State* W 79-67
 Feb. 19 #10/8 N.C. State* W 65-62
 Feb. 22 at #15/14 Virginia* W (OT) 85-78
 Feb. 27 vs. Georgia Tech⁴ W 100-56
 Feb. 28 vs. #8/10 North Carolina⁴ L 52-56
 Mar. 14 Middle Tennessee State⁵ W 92-67
 Mar. 16 Louisville⁵ W 69-53
 Mar. 21 vs. #13/12 Florida⁵ W 71-58
 Mar. 23 vs. Arkansas⁶ L 72-77

1 - San Juan Shootout (San Juan, Puerto Rico)
 2 - Duke Classic (Durham, N.C.)
 3 - The State Farm Classic (Gainesville, Fla.)
 4 - ACC Tournament (Charlotte, N.C.)
 5 - NCAA First & Second Rounds (Durham, N.C.)
 6 - NCAA West Regional (Oakland, Calif.)

1998-99

Coach: Gail Goestenkers

Record: 29-7, 15-1 ACC (1st)

NCAA Tournament - National Finals

Nov. 13 vs. #3/3 Connecticut¹ L 74-104
 Nov. 14 vs. #19/17 Stanford¹ W 77-57
 Nov. 17 Virginia Tech L 70-72
 Nov. 21 at #11/19 Notre Dame L 57-84
 Nov. 23 at #18/22 Vanderbilt W 79-71
 Nov. 28 Villanova² W 75-47
 Nov. 29 Marquette² W 91-60
 Dec. 2 Florida State* W 91-72

Dec. 6 vs. #3/3 Tennessee³ L 60-74
 Dec. 8 Hampton W 83-47
 Dec. 12 Temple W 112-34
 Dec. 19 UNC Asheville W 94-27
 Dec. 28 at #9/11 UCLA W 85-80
 Jan. 2 at Maryland* W 90-61
 Jan. 4 #22/22 Virginia* W 84-68
 Jan. 7 Georgia Tech* W 113-46
 Jan. 11 at Wake Forest* W 74-59
 Jan. 14 #16/12 Clemson* W 86-77
 Jan. 17 at N.C. State* W 67-62
 Jan. 22 at #7/6 North Carolina* W 93-71
 Jan. 25 at Florida State* W 92-75
 Feb. 1 Maryland* W 72-54
 Feb. 4 at #16/16 Virginia* W 66-56
 Feb. 7 at Georgia Tech* W 74-73
 Feb. 11 Wake Forest* W 86-48
 Feb. 14 at #19/19 Clemson* L 75-80
 Feb. 18 N.C. State* W 75-67
 Feb. 21 #13/12 North Carolina* W 88-78
 Feb. 26 vs. Florida State⁴ W 90-57
 Feb. 28 vs. #16 Clemson⁴ L 71-76
 Mar. 13 Holy Cross⁵ W 79-51
 Mar. 15 St. Joseph's⁵ W 66-60
 Mar. 20 vs. #5/5 Old Dominion⁶ W 76-63
 Mar. 22 vs. #2/2 Tennessee⁶ W 69-63
 Mar. 26 vs. #12/12 Georgia⁷ W 81-69
 Mar. 28 vs. #1/1 Purdue⁷ L 45-62

1 - Nike Four in the Fall (San Jose, Calif.)
 2 - Duke Classic (Durham, N.C.)
 3 - Honda Elite Four Holiday Classic (Orlando, Fla.)
 4 - ACC Tournament (Charlotte, N.C.)
 5 - NCAA First & Second Rounds (Durham, N.C.)
 6 - NCAA EAST Region (Greensboro, N.C.)
 7 - NCAA Final Four (San Jose, Calif.)

1999-2000

Coach: Gail Goestenkers

Record: 28-6, 12-4 ACC (2nd)

ACC Tournament Champion

NCAA Tournament - Sweet 16

Nov. 15 UNC Greensboro¹ W 72-47
 Nov. 17 #20/21 Boston College¹ L 70-77
 Nov. 24 Vanderbilt W 68-59
 Nov. 27 Florida A&M² W 93-38
 Nov. 28 #9/8 Penn State² W 63-49
 Dec. 2 Elon College W 101-44
 Dec. 5 Virginia* W 83-62
 Dec. 8 at #24/24 Virginia Tech W 70-61
 Dec. 11 at Seton Hall W 66-52
 Dec. 20 vs. Sacramento State³ W 81-45
 Dec. 21 vs. Liberty³ W 66-45
 Dec. 28 George Mason W 95-56
 Dec. 30 Georgetown W 68-53
 Jan. 3 at Maryland* W 79-61
 Jan. 9 at Georgia Tech* W 64-45
 Jan. 13 Wake Forest* W 82-48
 Jan. 16 Clemson* W 60-51
 Jan. 20 at #6/5 N.C. State* L (OT) 75-80
 Jan. 24 at Florida State* W 59-54
 Jan. 27 North Carolina* W 101-58
 Jan. 30 at #24/25 Virginia* L 49-61
 Feb. 3 Maryland* L 62-63
 Feb. 11 Georgia Tech* W 83-51
 Feb. 14 at Wake Forest* W 69-38
 Feb. 17 #7/7 N.C. State* W 70-64
 Feb. 21 at Clemson* W 59-44
 Feb. 24 Florida State* W 87-52
 Feb. 27 at North Carolina* L 64-73
 Mar. 4 vs. Florida State⁴ W 92-65
 Mar. 5 vs. Georgia Tech⁴ W 77-56
 Mar. 6 vs. North Carolina⁴ W 79-76
 Mar. 18 Campbell⁵ W 71-42

YEAR-BY-YEAR RESULTS

2017-18 WOMEN'S BASKETBALL MEDIA GUIDE

Mar. 20	Western Kentucky ⁵	W	90-70
Mar. 25	vs. #15/12 LSU ⁶	L	66-79
1 - Preseason WNIT (Durham, N.C.)			
2 - Duke Classic (Durham, N.C.)			
3 - Sun Splash Shootout (Nassau, The Bahamas)			
4 - ACC Tournament (Greensboro, N.C.)			
5 - NCAA First & Second Rounds (Durham, N.C.)			
6 - NCAA EAST Region (Richmond, Va.)			

2000-01

Coach: Gail Goestenkers

Record: 30-4, 13-3 ACC (1st)

ACC Tournament Champion

NCAA Tournament - Sweet 16

Nov. 10	vs. UCLA ¹	W	80-52
Nov. 11	vs. #7/8 LSU ¹	W	56-45
Nov. 18	William & Mary	W	81-46
Nov. 20	at #9/8 Penn State	W	88-87
Nov. 22	at #--/24 Boston College	W	67-49
Nov. 25	Duquesne ²	W	97-66
Nov. 26	Toledo ²	W	71-41
Nov. 29	UNC Charlotte	W	78-59
Dec. 3	at George Mason	W	88-69
Dec. 9	at Clemson*	L	75-93
Dec. 17	vs. Arkansas State ³	W	69-45
Dec. 19	vs. Oral Roberts ³	W	62-51
Dec. 30	#5/6 Iowa State	W	81-63
Jan. 2	Wake Forest*	W	81-56
Jan. 8	at Florida State*	W	73-60
Jan. 11	Georgia Tech*	W	86-83
Jan. 14	at Maryland*	W	75-64
Jan. 18	#22/19 N.C. State*	W	62-59
Jan. 22	at --/24 Virginia*	W	71-68
Jan. 25	at North Carolina*	W (OT)	92-85
Jan. 28	#15/16 Clemson*	W	92-42
Feb. 1	at Wake Forest*	W	66-58
Feb. 8	Florida State*	L	69-71
Feb. 12	at Georgia Tech*	W	74-54
Feb. 15	Maryland*	W	75-54
Feb. 18	at #24/21 N.C. State*	L	55-69
Feb. 22	Virginia*	W	76-53
Feb. 26	North Carolina*	W	72-67
Mar. 2	vs. Wake Forest ⁴	W (OT)	75-68
Mar. 4	vs. Florida State ⁴	W	72-56
Mar. 5	vs. #21/20 N.C. State ⁴	W	57-45
Mar. 17	vs. UW-Milwaukee ⁵	W	96-63
Mar. 19	vs. Arkansas ⁵	W	75-54
Mar. 24	vs. #15/15 SW Miss. St. ⁶	L	71-81

1 - Women's Sports Foundation Clas. (Albuquerque, N.M.)

2 - Duke Classic (Durham, N.C.)

3 - Fun in the Sun Shootout (Cancun, Mexico)

4 - ACC Tournament (Greensboro, N.C.)

5 - NCAA First & Second Rounds (Durham, N.C.)

6 - NCAA Final 16 (Spokane, Wash.)

2001-02

Coach: Gail Goestenkers

Record: 31-4, 16-0 ACC (1st)

ACC Tournament Champion

NCAA Tournament - Final Four

Nov. 11	#7/7 Texas Tech ¹	W	85-69
Nov. 16	Elon	W	102-52
Nov. 18	at Toledo	L	65-71
Nov. 24	Davidson ²	W	107-58
Nov. 25	South Carolina ²	L (OT)	81-87
Nov. 29	at UNC Charlotte	W	64-39
Dec. 2	vs. #6/5 Louisiana Tech ³	W	76-64
Dec. 6	at Virginia*	W	107-73
Dec. 8	at Georgetown	W	89-54
Dec. 16	UNC Greensboro	W	90-58
Dec. 20	Liberty	W	95-53
Dec. 27	vs. #2/2 Tennessee ⁴	L	68-89
Dec. 30	at Georgia Tech*	W	76-60

Jan. 2	Maryland*	W	90-74
Jan. 6	Wake Forest*	W	91-46
Jan. 10	at Clemson*	W	81-58
Jan. 13	at N.C. State*	W	73-68
Jan. 20	Virginia*	W	86-69
Jan. 24	#21/20 North Carolina*	W	102-82
Jan. 27	at Florida State*	W	102-80
Jan. 31	Georgia Tech*	W	86-50
Feb. 2	at Maryland*	W	66-55
Feb. 7	at Wake Forest*	W	83-60
Feb. 10	Clemson*	W	77-69
Feb. 18	N.C. State*	W	81-54
Feb. 21	Florida State*	W	88-55
Feb. 24	at #19/20 North Carolina*	W	90-75
Mar. 1	vs. Florida State ⁵	W	82-66
Mar. 3	vs. Virginia ⁵	W	71-67
Mar. 4	vs. #16/19 North Carolina ⁵	W	87-80
Mar. 15	vs. Norfolk State ⁶	W	95-48
Mar. 17	vs. #--/25 TCU ⁶	W	76-66
Mar. 23	vs. #14/14 Texas ⁷	W	62-46
Mar. 25	vs. #13/13 South Carolina ⁷	W	77-68
Mar. 29	vs. #2/2 Oklahoma ⁸	L	71-86

1 - State Farm Tip-Off Classic (Durham, N.C.)

2 - Duke Classic (Durham, N.C.)

3 - Disney Honda Elite 4 Classic (Orlando, Fla.)

4 - ACC/SEC Challenge (Atlanta, Ga.)

5 - ACC Tournament (Greensboro, N.C.)

6 - NCAA First & Second Rounds (Durham, N.C.)

7 - NCAA Final 16 & 8 (Raleigh, N.C.)

8 - NCAA Final Four (San Antonio, Texas)

2002-03

Coach: Gail Goestenkers

Record: 35-2, 16-0 ACC (1st)

ACC Tournament Champion

NCAA Tournament - Final Four

Nov. 22	East Carolina	W	108-46
Nov. 24	vs. #2/2 Tennessee ¹	W	76-55
Nov. 28	vs. Hampton ²	W	71-34
Nov. 29	vs. Old Dominion ²	W	65-52
Nov. 30	vs. #17/15 Arkansas ²	W (OT)	74-72
Dec. 6	Howard ³	W	128-53
Dec. 8	St. Joseph's ³	W	82-48
Dec. 16	Charleston Southern	W	106-38
Dec. 18	Florida International	W	106-58
Dec. 21	at Tulsa	W	90-36
Dec. 27	vs. Detroit Mercy ⁴	W	92-52
Dec. 29	vs. Iowa State ⁴	W	88-59
Jan. 6	Clemson*	W	69-53
Jan. 9	at Virginia*	W	60-59
Jan. 13	at Georgia Tech*	W	79-59
Jan. 16	Wake Forest*	W	71-61
Jan. 20	at #8/10 North Carolina* ^{W (OT)}	W	78-67
Jan. 23	Maryland*	W	101-52
Jan. 26	Florida State*	W	81-63
Jan. 29	at N.C. State*	W	54-44
Feb. 1	#2/2 Connecticut	L	65-77
Feb. 6	at Clemson*	W	61-49
Feb. 10	Virginia*	W	75-48
Feb. 13	Georgia Tech*	W	82-43
Feb. 17	at Wake Forest*	W	83-41
Feb. 20	#6/6 North Carolina*	W	97-63
Feb. 24	at Maryland*	W	97-55
Feb. 27	at Florida State*	W	70-49
Mar. 2	N.C. State*	W	86-60
Mar. 7	vs. Wake Forest ⁵	W	64-59
Mar. 9	vs. Georgia Tech ⁵	W	76-52
Mar. 10	vs. #11/9 North Carolina ⁵	W	77-59
Mar. 23	vs. Georgia State ⁶	W	66-48
Mar. 25	vs. Utah ⁶	W	65-54
Mar. 29	vs. #19/20 Georgia ⁷	W	66-63
Mar. 31	vs. #7/8 Texas Tech ⁷	W	57-51
Apr. 6	vs. #4/4 Tennessee ⁸	L	56-66

- 1 - Jimmy V Basketball Classic (Raleigh, N.C.)
- 2 - Paradise Jam (St. Thomas, USVI)
- 3 - Duke Classic (Durham, N.C.)
- 4 - South Padre Shootout (South Padre Island, Texas)
- 5 - ACC Tournament (Greensboro, N.C.)
- 6 - NCAA First & Second Rounds (Raleigh, N.C.)
- 7 - NCAA Final 16 & 8 (Albuquerque, N.M.)
- 8 - NCAA Final Four (Atlanta, Ga.)

2003-04

Coach: Gail Goestenkers

Record: 30-4, 15-1 ACC (1st)

ACC Tournament Champion

NCAA Tournament - Elite Eight

Nov. 16	vs. #3/3 Texas ¹	L	77-85
Nov. 21	Elon	W	108-26
Nov. 23	vs. #5/6 Purdue ²	W	93-63
Nov. 29	Stephen F. Austin ³	W	119-53
Nov. 30	#25/-- Auburn ³	W	66-57
Dec. 5	at Wake Forest*	W	88-55
Dec. 14	Tulsa	W	90-36
Dec. 20	at Northwestern State	W	105-53
Dec. 28	vs. Hampton ⁴	W	90-59
Dec. 29	at Loyola Marymount ⁴	W	81-53
Jan. 3	at #1/1 Connecticut	W	68-67
Jan. 5	Florida State*	W	79-66
Jan. 8	at Georgia Tech*	W	77-45
Jan. 11	#13/13 North Carolina*	W	79-57
Jan. 18	at Virginia*	W	63-52
Jan. 22	Maryland*	W	78-48
Jan. 24	#2/2 Tennessee	L	69-72
Jan. 30	N.C. State*	W	75-56
Feb. 2	at Clemson*	W	78-60
Feb. 4	at Florida State*	L	74-80
Feb. 7	Georgia Tech*	W	81-41
Feb. 12	Wake Forest*	W	80-55
Feb. 14	at #15/14 North Carolina*	W	89-79
Feb. 19	Virginia*	W	87-54
Feb. 22	at Maryland*	W	72-59
Feb. 27	Clemson*	W	102-45
Mar. 1	at N.C. State*	W	90-57
Mar. 6	vs. Wake Forest ⁵	W	77-59
Mar. 7	vs. Maryland ⁵	W	70-63
Mar. 8	vs. #9/10 North Carolina ⁵	W	63-47
Mar. 21	Northwestern State ⁶	W	103-51
Mar. 23	Marquette ⁶	W	76-67
Mar. 28	vs. #7/5 Louisiana Tech ⁷	W	63-49
Mar. 30	vs. #24/20 Minnesota ⁷	L	75-82

1 - State Farm Tip-Off Classic (West Lafayette, Ind.)

2 - Jimmy V Women's Basketball Classic (Raleigh, N.C.)

3 - Duke Classic (Durham, N.C.)

4 - LMU Marina del Rey Marriott (Los Angeles, Calif.)

5 - ACC Tournament (Greensboro, N.C.)

6 - NCAA First & Second Rounds (Durham, N.C.)

7 - NCAA Final 16 & 8 (Norfolk, Va.)

2004-05

Coach: Gail Goestenkers

Record: 31-5, 12-2 ACC (1st)

NCAA Tournament - Elite Eight

Nov. 12	Davidson ¹	W	89-69
Nov. 14	South Florida ¹	W	82-50
Nov. 17	at #11/11 Notre Dame ²	L	65-76
Nov. 19	#23/23 Penn State	W	66-58
Nov. 26	vs. Stephen F. Austin ³	W	84-29
Nov. 27	vs. #16/16 Kansas State ³	W	63-51
Dec. 2	at #4/5 Tennessee	W	59-57
Dec. 4	Pacific	W	86-30
Dec. 12	Liberty	W	83-48
Dec. 15	Jacksonville State	W	99-36
Dec. 18	vs. #20/18 Purdue ⁴	W	66-48
Dec. 20	at Ball State	W	81-31
Dec. 29	vs. Rhode Island ⁵	W	89-63

Dec. 31	at Auburn ⁵	W	80-61
Jan. 4	Holy Cross	W	101-42
Jan. 9	#25/25 Virginia Tech*	W	88-67
Jan. 14	at Virginia*	W	87-65
Jan. 17	Georgia Tech*	W	82-59
Jan. 19	at Wake Forest*	W	99-86
Jan. 24	at #12/6 North Carolina*	L	51-56
Jan. 27	#20/22 Maryland*	W	60-57
Jan. 30	at #25/- N.C. State*	W	52-49
Feb. 3	at Miami*	W	72-63
Feb. 6	#24/24 Florida State*	W	75-64
Feb. 13	at #19/21 Maryland*	W	60-49
Feb. 17	Clemson*	W	72-48
Feb. 20	at Georgia Tech*	W	73-55
Feb. 24	Miami*	W	95-61
Feb. 27	#8/4 North Carolina*	L	68-77
Mar. 5	vs. Wake Forest ⁶	W	107-50
Mar. 6	vs. #25/- Maryland ⁶	W	74-44
Mar. 7	vs. #4/3 North Carolina ⁶	L	67-88
Mar. 20	vs. Canisius ⁷	W	80-48
Mar. 22	vs. #25/- Boston College ⁷	W	70-65
Mar. 26	vs. #20/20 Georgia ⁸	W	63-57
Mar. 28	vs. #2/4 LSU ⁸	L	49-59

- 1 - Preseason WNIT (Durham, N.C.)
- 2 - Preseason WNIT (Notre Dame, Ind.)
- 3 - Junkanoo Jam (Grand Bahamas Island, Bahamas)
- 4 - Blockbuster Classic (Indianapolis, Ind.)
- 5 - Auburn Holiday Classic (Auburn, Ala.)
- 6 - ACC Tournament (Greensboro, N.C.)
- 7 - NCAA First & Second Rounds (Chapel Hill, N.C.)
- 8 - NCAA Final 16 & 8 (Chattanooga, Tenn.)

2005-06

Coach: Gail Goestenorks

Record: 31-4, 12-2 ACC (2nd)

NCAA Tournament - National Finals

Nov. 18	at Penn State	W	93-67
Nov. 20	at Old Dominion	W	93-56
Nov. 22	Fairfield	W	110-44
Nov. 26	Arkansas State ¹	W	110-56
Nov. 27	Auburn ¹	W	69-37
Dec. 4	at #18/16 Texas	W	84-70
Dec. 6	at TCU	W	92-52
Dec. 19	Ball State	W	110-24
Dec. 22	Colorado State	W	99-52
Dec. 28	vs. St. John's ²	W	105-57
Dec. 30	at San Diego ²	W	119-52
Jan. 2	Wake Forest*	W	100-54
Jan. 5	Florida State*	W	87-68
Jan. 8	at #6/6 Maryland*	W	86-68
Jan. 11	at Georgia Tech*	W	67-59
Jan. 14	at #22/22 Boston College*	W	66-52
Jan. 16	at Holy Cross	W	84-36
Jan. 19	N.C. State*	W	77-57
Jan. 23	#1/1 Tennessee	W	75-53
Jan. 26	at Clemson*	W	97-65
Jan. 29	#3/2 North Carolina*	L	70-74
Feb. 6	at Virginia Tech*	W	73-62
Feb. 10	Virginia*	W	88-65
Feb. 13	#4/6 Maryland*	W	90-80
Feb. 19	at Miami*	W (2OT)	99-93
Feb. 22	Virginia Tech*	W	93-51
Feb. 25	at #2/2 North Carolina*	L	65-77
Mar. 3	vs. Virginia Tech ³	W	69-56
Mar. 4	vs. #4/4 Maryland ³	L	70-78
Mar. 19	vs. Southern ⁴	W	96-27
Mar. 21	vs. Southern California ⁴	W	85-51
Mar. 26	vs. #16/17 Michigan State ⁵	W	86-61
Mar. 28	vs. #8/8 Connecticut ⁵	W (OT)	63-61
Apr. 2	vs. #5/5 LSU ⁶	W	84-45
Apr. 4	vs. #3/3 Maryland ⁶	L (OT)	75-78

- 1 - Duke Classic (Durham, N.C.)

- 2 - Surf 'N Slam Classic (San Diego, Calif.)
- 3 - ACC Tournament (Greensboro, N.C.)
- 4 - NCAA First & Second Rounds (Norfolk, Va.)
- 5 - NCAA Final 16 & 8 (Bridgeport, Conn.)
- 6 - NCAA Final Four (Boston, Mass.)

2006-07

Coach: Gail Goestenorks

Record: 32-2, 14-0 ACC (1st)

NCAA Tournament - Sweet 16

Nov. 11	Northeastern	W	102-49
Nov. 17	Marist	W	71-50
Nov. 19	Houston	W	81-35
Nov. 21	Penn State	W	70-42
Nov. 25	at Michigan	W	92-47
Nov. 29	Old Dominion	W	89-40
Dec. 4	at #19/17 Rutgers ¹	W	85-45
Dec. 7	#11/11 Vanderbilt	W	69-48
Dec. 10	#22/22 Texas	W	80-52
Dec. 19	vs. #25/21 Bowling Green ²	W	55-46
Dec. 20	vs. SMU ²	W	75-45
Dec. 21	vs. #22/22 Pittsburgh ²	W	72-51
Dec. 29	at Dartmouth ³	W	77-40
Dec. 30	vs. Boston University ³	W	72-42
Jan. 3	Miami*	W	72-42
Jan. 7	at Virginia Tech*	W	86-54
Jan. 10	Georgia Tech*	W	83-51
Jan. 13	#1/1 Maryland*	W	81-62
Jan. 18	at N.C. State*	W	65-51
Jan. 22	at #4/4 Tennessee	W	74-70
Jan. 25	at Florida State*	W	73-60
Jan. 29	Virginia Tech*	W	75-65
Feb. 2	at Virginia*	W	76-61
Feb. 5	Clemson*	W	105-53
Feb. 8	at #2/2 North Carolina*	W	64-53
Feb. 11	at Wake Forest*	W	77-45
Feb. 15	Boston College*	W	73-52
Feb. 18	at #6/6 Maryland*	W	69-57
Feb. 25	#4/4 North Carolina*	W	67-62
Mar. 2	vs. Virginia ⁴	W	79-58
Mar. 3	vs. #24/25 N.C. State ⁴	L	65-70
Mar. 18	vs. Holy Cross ⁵	W	81-44
Mar. 20	vs. Temple ⁵	W	62-52
Mar. 24	vs. #15/18 Rutgers ⁶	L	52-53

- 1 - Jimmy V Classic (Piscataway, N.J.)
- 2 - Caribbean Classic (Cancun, Mexico)
- 3 - Blue Sky Classic (Hanover, N.H.)
- 4 - ACC Tournament (Greensboro, N.C.)
- 5 - NCAA First & Second Rounds (Raleigh, N.C.)
- 6 - NCAA Sweet 16 (Greensboro, N.C.)

2007-08

Coach: Joanne P. McCallie

Record: 25-10, 10-4 ACC (3rd)

NCAA Tournament - Sweet 16

Nov. 11	at Denver	W	57-37
Nov. 15	vs. South Florida ¹	W	89-52
Nov. 18	UNC Greensboro	W	84-39
Nov. 22	vs. #22/20 Purdue ²	W	53-41
Nov. 23	vs. Temple ²	W	64-53
Nov. 25	vs. #2/2 Connecticut ²	L	48-74
Nov. 28	at #23/18 Vanderbilt	L	55-68
Dec. 2	at Penn State	L	84-86
Dec. 6	#4/3 Rutgers	W	49-44
Dec. 8	vs. Pittsburgh ³	W	51-49
Dec. 18	Utah Valley	W	95-61
Dec. 21	Bucknell	W	92-49
Dec. 28	at Houston	W	84-68
Jan. 3	N.C. Central	W	82-29
Jan. 5	at Miami*	W	84-72
Jan. 11	Florida State*	W	70-38
Jan. 14	at #4/4 Maryland*	L	70-85

Jan. 20	N.C. State*	W	71-57
Jan. 24	at #23/23 Georgia Tech*	W	73-47
Jan. 28	#2/2 Tennessee	L	64-67
Feb. 1	Virginia Tech*	W	85-50
Feb. 4	#3/3 North Carolina*	L	76-93
Feb. 7	at Boston College*	W	51-41
Feb. 10	Wake Forest*	W	71-36
Feb. 13	at Clemson*	W	83-54
Feb. 17	#4/5 Maryland*	L	69-76
Feb. 22	at Virginia Tech*	W	72-60
Feb. 24	Virginia*	W	78-70
Mar. 2	at #2/2 North Carolina*	L	51-82
Mar. 7	vs. Florida State ⁴	W	81-67
Mar. 8	vs. #5/4 Maryland ⁴	W	74-63
Mar. 9	vs. #2/2 North Carolina ⁴	L	73-86
Mar. 23	vs. Murray State ⁵	W	78-57
Mar. 25	vs. Arizona State ⁵	W	67-59
Mar. 30	vs. #8/9 Texas A&M ⁶	L	63-77

- 1 - ESPNU Invitational (Tampa, Fla.)
- 2 - Paradise Jam (St. Thomas, USVI)
- 3 - Maggie Dixon Classic (New York, N.Y.)
- 4 - ACC Tournament (Greensboro, N.C.)
- 5 - NCAA First & Second Rounds (College Park, Md.)
- 6 - NCAA Regional Semifinal (Oklahoma City, Okla.)

2008-09

Coach: Joanne P. McCallie

Record: 27-6, 11-3 ACC (3rd)

NCAA Tournament - Second Round

Nov. 14	#14/15 Oklahoma St.	W	77-68
Nov. 16	Maine	W	98-31
Nov. 21	vs. Hartford ¹	L	51-53
Nov. 22	vs. Southern ¹	W	93-52
Nov. 28	at Western Kentucky	W	59-56
Dec. 4	Iowa	W	71-47
Dec. 7	Michigan	W	60-45
Dec. 16	#3/4 Stanford	W	56-52
Dec. 19	at Southern California ²	W (OT)	97-89
Dec. 20	vs. Siena ²	W	86-41
Dec. 28	Quinnipiac	W	78-50
Dec. 31	at Providence	W	66-49
Jan. 5	Temple	W	87-52
Jan. 9	Miami*	W	73-58
Jan. 12	#12/15 Maryland*	W	68-65
Jan. 16	at Virginia Tech*	W	57-52
Jan. 19	at N.C. State*	W (OT)	61-58
Jan. 25	Georgia Tech*	W	60-34
Jan. 29	at #18/20 Florida State*	L (OT)	75-82
Feb. 2	Boston College*	W	69-58
Feb. 5	at #17/15 Virginia*	W	81-67
Feb. 9	at #8/9 North Carolina*	L	60-75
Feb. 13	Clemson*	W	77-53
Feb. 16	at #13/18 Tennessee	W	62-54
Feb. 19	Virginia Tech*	W	62-46
Feb. 22	at #9/7 Maryland*	L	59-77
Feb. 25	at Wake Forest*	W	83-50
Mar. 1	#9/10 North Carolina*	W (OT)	81-79
Mar. 6	vs. #24/20 Virginia ³	W	76-53
Mar. 7	vs. #12/13 Florida State ³	W	75-57
Mar. 8	vs. #4/4 Maryland ³	L (OT)	89-92
Mar. 22	vs. Austin Peay ⁴	W	83-42
Mar. 24	at Michigan State ⁴	L	49-63

- 1 - DePaul Invitational (Chicago, Ill.)
- 2 - Women of Troy Classic (Los Angeles, Calif.)
- 3 - ACC Tournament (Greensboro, N.C.)
- 4 - NCAA First & Second Rounds (East Lansing, Mich.)

2009-10

Coach: Joanne P. McCallie

Record: 30-6, 12-2 ACC (1st)

ACC Tournament Champion

NCAA Tournament - Elite Eight

Nov. 13	at Houston Baptist	W	104-35
Nov. 15	at #-/16 Texas A&M	L	77-95
Nov. 19	Georgia Southern	W	69-42
Nov. 23	UNC Charlotte	W	57-44
Nov. 26	vs. Western Kentucky ¹	W	70-47
Nov. 27	vs. Marquette ¹	W	74-43
Dec. 3	#3/3 Ohio State	W	83-67
Dec. 6	Southern California	W	78-72
Dec. 15	at #2/2 Stanford	L	55-71
Dec. 18	#24/25 James Madison	W	79-65
Dec. 21	at Maine	W	75-34
Dec. 28	N.C. Central	W	117-28
Dec. 31	at Temple	W	70-62
Jan. 3	Providence	W	88-63
Jan. 7	at Clemson*	W	67-41
Jan. 10	Wake Forest*	W	65-51
Jan. 14	at #25/-- Miami*	W	69-62
Jan. 18	#1/1 Connecticut	L	48-81
Jan. 21	Virginia Tech*	W	69-38
Jan. 24	at Maryland*	W	58-57
Jan. 29	#13/14 Florida State*	W	73-43
Feb. 4	at Boston College*	L	57-61
Feb. 8	#18/15 North Carolina*	W	79-51
Feb. 11	N.C. State*	W	70-39
Feb. 14	at Virginia Tech*	W	65-53
Feb. 19	at #19/-- Georgia Tech*	W	64-50
Feb. 21	Maryland*	W	71-59
Feb. 26	#21/18 Virginia*	W	83-65
Feb. 28	at North Carolina*	L	54-64
Mar. 5	vs. Maryland ²	W	66-64
Mar. 6	vs. Georgia Tech ²	W	67-55
Mar. 7	vs. N.C. State ²	W	70-60
Mar. 20	Hampton ³	W	72-37
Mar. 22	#21/-- LSU ³	W	60-52
Mar. 27	vs. San Diego State ⁴	W	66-58
Mar. 29	vs. #14/18 Baylor ⁴	L	48-51

1 - Caribbean Challenge in Cancun, Mexico

2 - ACC Tournament (Greensboro, N.C.)

3 - NCAA First & Second Rounds (Durham, N.C.)

4 - NCAA Regional (Memphis, Tenn.)

2010-11

Coach: Joanne P. McCallie

Record: 32-4, 12-2 ACC (1st)

ACC Tournament Champion

NCAA Tournament - Elite Eight

Nov. 13	Brigham Young	W	69-54
Nov. 15	Southern California	W	75-50
Nov. 18	at Auburn	W	75-62
Nov. 21	Western Kentucky	W	85-55
Nov. 24	at Pittsburgh	W	93-55
Nov. 27	at Charlotte	W	61-55
Nov. 30	at James Madison	W	75-58
Dec. 2	at Wisconsin	W	59-51
Dec. 6	#7/7 Texas A&M ¹	W	61-58
Dec. 9	Albany	W	83-48
Dec. 12	at Oklahoma State	W	73-45
Dec. 21	#4/4 Xavier	W	46-45
Dec. 30	Temple	W	71-64
Jan. 4	#10/10 Kentucky	W	54-48
Jan. 6	#14/15 Maryland*	W	71-64
Jan. 14	at #21/15 Florida State*	W	87-70
Jan. 16	at Virginia Tech*	W	57-43
Jan. 21	Georgia Tech*	W	69-32
Jan. 23	at N.C. State*	W	65-64
Jan. 26	Clemson*	W	92-37

Jan. 31	at #2/2 Connecticut	L	51-87
Feb. 3	#18/21 Miami*	W	82-58
Feb. 7	at #13/12 North Carolina*	L	60-62
Feb. 11	at Wake Forest*	W	82-39
Feb. 13	Boston College*	W	66-53
Feb. 17	at #16/17 Maryland*	L	47-69
Feb. 20	Virginia Tech*	W	90-40
Feb. 24	at Virginia*	W	71-48
Feb. 27	#13/16 North Carolina*	W	66-58
Mar. 4	vs. Wake Forest ²	W	79-50
Mar. 5	vs. Georgia Tech ²	W	74-66
Mar. 6	vs. #19/19 North Carolina ²	W	81-66
Mar. 19	UT Martin ³	W	90-45
Mar. 21	#19/17 Marist ³	W	71-66
Mar. 27	vs. #10/12 DePaul ⁴	W	70-63
Mar. 29	vs. #1/1 Connecticut ⁴	L	40-75

1 - Jimmy V Classic (Durham, N.C.)
 2 - ACC Tournament (Durham, N.C.)
 3 - NCAA First & Second Rounds (Durham, N.C.)
 4 - NCAA Regional (Philadelphia, Pa.)

2011-12

Coach: Joanne P. McCallie

Record: 27-6, 15-1 ACC (1st)

NCAA Tournament - Elite Eight

Nov. 11	at Brigham Young	W	61-55
Nov. 18	Auburn	W	73-50
Nov. 20	at Western Kentucky	W	80-54
Nov. 25	vs. Gardner-Webb ¹	W	97-31
Nov. 26	vs. #4/3 Notre Dame ¹	L	54-56
Dec. 1	#13/16 Purdue	W	64-53
Dec. 4	Pittsburgh	W	92-43
Dec. 8	at #10/10 Kentucky	L	65-72
Dec. 11	USC Upstate	W	93-35
Dec. 20	UNC Wilmington	W	107-45
Dec. 30	at Temple	W	65-54
Jan. 2	Virginia*	W	77-66
Jan. 6	at Wake Forest*	W	76-58
Jan. 8	NC State*	W	83-59
Jan. 13	Florida State*	W	73-66
Jan. 15	at Virginia Tech*	W	61-34
Jan. 18	at Georgia Tech*	W	79-62
Jan. 22	#8/7 Maryland*	W	80-72
Jan. 27	at Clemson*	W	81-37
Jan. 30	#3/3 Connecticut	L	45-61
Feb. 2	Wake Forest*	W	75-43
Feb. 6	#22/24 North Carolina*	W	96-56
Feb. 9	at Boston College*	W	71-62
Feb. 12	at Florida State*	W	67-57
Feb. 15	Virginia Tech*	W	67-45
Feb. 19	at #8/7 Maryland*	L	61-63
Feb. 24	#5/5 Miami*	W	74-64
Feb. 26	at North Carolina*	W	69-63
Mar. 2	vs. NC State ²	L	73-75
Mar. 18	vs. Samford ³	W	82-47
Mar. 20	vs. Vanderbilt ³	W	96-80
Mar. 24	vs. #14/21 St. John's ⁴	W	74-47
Mar. 26	vs. #2/2 Stanford ⁴	L	69-81

1 - Junkanoo Jam (Freeport, Bahamas)
 2 - ACC Tournament (Greensboro, N.C.)
 3 - NCAA First & Second Rounds (Nashville, Tenn.)
 4 - NCAA Regional (Fresno, Calif.)

2012-13

Coach: Joanne P. McCallie

Record: 33-3, 17-1 ACC (1st)

ACC Tournament Champion

NCAA Tournament - Elite Eight

Nov. 17	Presbyterian	W	84-45
Nov. 18	Iona	W	100-31
Nov. 23	Valparaiso	W	90-45
Nov. 25	at Xavier	W	82-59
Nov. 28	at Michigan	W	71-54
Dec. 2	#10/11 California	W	77-63
Dec. 6	Georgia Tech*	W	85-52
Dec. 9	vs. #-/25 St. John's ¹	W	60-42
Dec. 21	vs. CSU Bakersfield ²	W	97-63
Dec. 22	at Southern California ²	W	75-60
Dec. 30	Monmouth	W	73-32
Jan. 3	at N.C. State*	W	67-57
Jan. 6	at Boston College*	W	90-53
Jan. 10	Clemson*	W	82-45
Jan. 13	at Wake Forest*	W	73-44
Jan. 16	Virginia Tech*	W	58-26
Jan. 21	at #3/2 Connecticut	L	49-79
Jan. 24	at Clemson*	W	60-46
Jan. 27	Boston College*	W	80-56
Jan. 31	Miami*	W	82-43
Feb. 3	at #11/18 North Carolina*	W	84-63
Feb. 8	at Virginia*	W	62-41
Feb. 11	#7/7 Maryland*	W	71-56
Feb. 14	at Virginia Tech*	W	77-33
Feb. 17	Wake Forest*	W	81-70
Feb. 22	#19/20 Florida State*	W	61-50
Feb. 24	at #8/8 Maryland*	W	75-59
Feb. 28	at Miami*	L	65-59
Mar. 3	#15/17 North Carolina*	W	65-58
Mar. 8	vs. N.C. State ³	W	79-65
Mar. 9	vs. #23/23 Florida State ³	W	61-50
Mar. 10	vs. #15/17 North Carolina ³	W	92-73
Mar. 24	Hampton ⁴	W	67-51
Mar. 26	Oklahoma State ⁴	W	68-59
Mar. 31	vs. #24/25 Nebraska ⁵	W	53-45
Apr. 2	vs. #2/2 Notre Dame ⁵	L	76-87

1 - Maggie Dixon Classic (New York, N.Y.)

2 - Women of Troy Basketball Classic (Los Angeles, Calif.)

3 - ACC Tournament (Greensboro, N.C.)

4 - NCAA First & Second Rounds (Durham, N.C.)

5 - NCAA Regional (Norfolk, Va.)

2013-14

Coach: Joanne P. McCallie

Record: 28-7, 12-4 ACC (2nd)

NCAA Tournament - Second Round

Nov. 10	at #9/9 California	W	70-58
Nov. 14	USC Upstate	W	123-40
Nov. 17	Alabama	W	92-57
Nov. 21	Vanderbilt	W	88-69
Nov. 24	at Marquette	W	78-61
Nov. 28	vs. Xavier ¹	W	81-54
Nov. 29	vs. Central Michigan ¹	W	97-64
Nov. 30	vs. Kansas ¹	W	73-40
Dec. 5	#16/22 Purdue	W	99-78
Dec. 8	at #17/15 Oklahoma	W	94-85
Dec. 17	#1/1 Connecticut ²	L	61-83
Dec. 19	Albany	W	80-51
Dec. 22	at #5/6 Kentucky	W	69-61
Jan. 2	Old Dominion	W	87-63
Jan. 5	at Georgia Tech*	W	64-47
Jan. 9	at Syracuse*	W	86-53
Jan. 12	Boston College*	W	78-57
Jan. 16	Virginia*	W	90-55
Jan. 19	at Virginia Tech*	W	74--70

YEAR-BY-YEAR RESULTS

2017-18 WOMEN'S BASKETBALL MEDIA GUIDE

Jan. 23	at #24/25 Florida State*	W (OT)	85-77
Jan. 26	Pittsburgh*	W	111-67
Jan. 30	at Miami*	W	76-75
Feb. 2	#2/2 Notre Dame*	L	67-88
Feb. 6	at Clemson*	W	78-51
Feb. 10	#17/11 North Carolina*	L	78-89
Feb. 17	#8/9 Maryland*	W	84-63
Feb. 20	#14/16 N.C. State*	W	83-70
Feb. 23	at #2/2 Notre Dame*	L	70-81
Feb. 27	Wake Forest*	W	71-56
Mar. 2	at #14/11 North Carolina*	L	60-64
Mar. 7	vs. Georgia Tech ³	W	82-52
Mar. 8	vs #13/12 North Carolina ³	W	66-61
Mar. 9	vs #2/2 Notre Dame ³	L	53-69
Mar. 22	Winthrop ⁴	W	87-45
Mar. 23	#23/21 DePaul ⁴	L	65-74

- 1 - Paradise Jam (St. Thomas, USVI)
- 2 - Jimmy V Classic (Durham, N.C.)
- 3 - ACC Tournament (Greensboro, N.C.)
- 4 - NCAA First & Second Rounds (Durham, N.C.)

2014-15

Coach: Joanne P. McCallie

Record: 23-11, 11-5 ACC (4th)

NCAA Tournament - Sweet Sixteen

Nov. 16	at Alabama	W	90-40
Nov. 20	at Old Dominion	W	82-66
Nov. 23	Marquette	W	83-51
Nov. 25	Buffalo	W	88-54
Nov. 28	Stony Brook	W	72-42
Nov. 30	at #7/6 Texas A&M	L	59-63
Dec. 3	at #12/15 Nebraska ¹	L	54-60
Dec. 7	#1/2 South Carolina	L	50-51
Dec. 17	Oklahoma	W	92-72
Dec. 19	UMass Lowell	W	95-48
Dec. 21	#8/8 Kentucky	W	89-68
Dec. 29	at #2/2 Connecticut	L	52-83
Jan. 2	N.C. A&T	W	87-36
Jan. 4	Wake Forest*	W	70-63
Jan. 8	#21/21 Syracuse*	W	74-72
Jan. 11	at #-/22 Florida State*	L	58-74
Jan. 15	Virginia Tech*	W	65-40
Jan. 18	Miami*	W	68-53
Jan. 22	at Boston College*	L	56-60
Jan. 25	#12/11 North Carolina	W (OT)	74-67
Jan. 29	Pittsburgh*	W	62-45
Feb. 2	#8/8 Louisville*	W	66-58
Feb. 5	at Wake Forest*	W	70-53
Feb. 8	Clemson*	W	89-60
Feb. 12	at Virginia*	W	71-45
Feb. 16	at #4/4 Notre Dame*	L	50-63
Feb. 22	at NC State*	L	59-72
Feb. 26	at Georgia Tech*	L	62-71
Mar. 1	#15/11 N. Carolina*	W	81-80
Mar. 6	vs. Wake Forest ²	W	77-68
Mar. 7	vs. #2/2 Notre Dame ²	L	49-55
Mar. 20	Albany ³	W	54-52
Mar. 22	#12/14 Mississippi State ³	W	64-56
Mar. 28	vs. #4/3 Maryland ⁴	L	55-65

- 1 - ACC/Big 10 Challenge
- 2 - ACC Tournament (Greensboro, N.C.)
- 3 - NCAA First & Second Rounds (Durham, N.C.)
- 4 - NCAA Tournament (Spokane, Wash.)

2015-16

Coach: Joanne P. McCallie

Record: 20-12, 8-8 ACC (7th)

Nov. 13	at Penn	W	57-50
Nov. 15	Winthrop	W	78-50
Nov. 18	#12/12 Texas A&M	L	66-72
Nov. 22	Army	W	72-61
Nov. 26	vs. Idaho ¹	W	74-68
Nov. 27	vs. Iowa State ¹	W	86-48
Nov. 28	vs. Texas State ¹	W	85-34
Dec. 3	Minnesota ²	W	84-64
Dec. 6	at #2/2 South Carolina	L	55-66
Dec. 14	UMass	W	70-46
Dec. 17	Liberty	W	79-41
Dec. 20	at #8/8 Kentucky	L	61-71
Dec. 29	Western Carolina	W	84-47
Dec. 30	UNCW	W	78-56
Jan. 3	at Syracuse*	L	50-86
Jan. 7	Wake Forest*	W	95-68
Jan. 10	at Louisville*	L	48-65
Jan. 14	NC State*	L	62-65
Jan. 17	Boston College*	W	71-51
Jan. 21	at Clemson*	W	72-43
Jan. 24	North Carolina*	W	71-55
Jan. 28	at Pittsburgh*	W	70-48
Feb. 1	#3/3 Notre Dame*	L	61-68
Feb. 4	Virginia*	W	67-52
Feb. 11	at #16/20 Miami*	L	53-61
Feb. 14	at Wake Forest*	L	50-63
Feb. 18	at Virginia Tech*	W	66-62
Feb. 21	Georgia Tech*	L	59-64
Feb. 28	at North Carolina*	W	93-57
Mar. 3	vs. Virginia ³	W	57-53
Mar. 4	vs. #2/3 Notre Dame ³	L	54-83

- 1 - Cancun Challenge (Riviera Maya, Mexico)
- 2 - ACC/Big 10 Challenge
- 3 - ACC Tournament (Greensboro, N.C.)

2016-17

Coach: Joanne P. McCallie

Record: 28-6, 13-3 ACC (2nd)

Nov. 11	at Liberty	W	98-38
Nov. 13	Penn	W	68-55
Nov. 15	Longwood	W	105-48
Nov. 17	Grand Canyon	W	90-47
Nov. 20	at Vanderbilt	L	73-77
Nov. 22	Old Dominion	W	92-64
Nov. 25	at Long Beach State	W	83-46
Nov. 27	at Pepperdine	W	99-65
Dec. 1	at Rutgers ¹	W	68-32
Dec. 4	#3/3 South Carolina	W	74-63
Dec. 8	Elon	W	68-61
Dec. 21	Villanova	W	68-50
Dec. 29	#17/23 Kentucky	W	69-54
Jan. 2	#8/8 Louisville*	W	58-55
Jan. 5	at Georgia Tech*	W	75-68
Jan. 8	at #6/8 Florida State*	L	45-69
Jan. 12	North Carolina*	W	70-58
Jan. 15	at #23/22 NC State*	L	52-55
Jan. 19	#17/16 Virginia Tech*	W	84-59
Jan. 22	at Boston College*	W	67-44
Jan. 26	at #8/9 Notre Dame*	L	58-62
Jan. 29	Wake Forest*	W	71-43
Feb. 2	Clemson*	W	65-37
Feb. 5	at Virginia*	W	70-51
Feb. 10	#20/19 Syracuse*	W	72-55
Feb. 12	Pittsburgh*	W	62-48
Feb. 16	at Wake Forest*	W	79-53
Feb. 19	#16/17 Miami*	W	83-70

Feb. 26	at North Carolina*	W	95-71
Mar. 3	vs. #21/20 Syracuse ²	W	68-46
Mar. 4	vs. #16/16 Miami ²	W	57-52
Mar. 5	vs. #3/3 Notre Dame ²	L	61-84
Mar. 18	Hampton ³	W	94-31
Mar. 20	Oregon ³	L	65-74

- 1 - ACC/Big 10 Challenge
- 2 - ACC Tournament (Conway, S.C.)
- 3 - NCAA Tournament (Durham, N.C.)

Year	Coach	Overall	ACC	Home	Road	Neutral	ACC Tournament Finish	AP Poll Final Ranking	USA Today Final Ranking	Postseason Results
1975-76	Emma Jean Howard	0-14	--	0-8	0-6	0-0	--	--	--	--
1976-77	Emma Jean Howard	2-12	--	2-5	0-6	0-1	--	--	--	--
Howard's Totals		2-26	--	2-13	0-12	0-1				
1977-78	Debbie Leonard	1-19	0-8	0-9	1-8	0-2	Quarterfinalist	--	--	--
1978-79	Debbie Leonard	11-11	3-6	8-3	3-6	0-2	Quarterfinalist	--	--	--
1979-80	Debbie Leonard	14-13	5-5	8-3	5-5	1-5	Quarterfinalist	--	--	--
1980-81	Debbie Leonard	11-14	3-6	8-3	3-9	0-2	Quarterfinalist	--	--	--
1981-82	Debbie Leonard	14-15	3-8	8-5	4-7	2-3	Quarterfinalist	--	--	--
1982-83	Debbie Leonard	15-10	6-7	9-3	4-6	2-1	Quarterfinalist	--	--	--
1983-84	Debbie Leonard	13-14	5-9	9-5	3-6	1-3	Quarterfinalist	--	--	--
1984-85	Debbie Leonard	19-8	7-7	8-3	6-4	5-1	Semifinalist	--	--	--
1985-86	Debbie Leonard	21-9	9-5	11-2	9-3	1-4	Quarterfinalist	--	--	WNIT Elite Eight
1986-87	Debbie Leonard	19-10	7-7	12-3	5-6	2-1	Quarterfinalist	--	--	NCAA Second Round
1987-88	Debbie Leonard	17-11	5-9	9-4	6-6	2-1	Quarterfinalist	--	--	--
1988-89	Debbie Leonard	12-16	2-12	5-8	4-7	3-1	Quarterfinalist	--	--	--
1989-90	Debbie Leonard	15-13	4-10	9-3	4-8	2-2	Quarterfinalist	--	--	--
1990-91	Debbie Leonard	16-12	6-8	8-6	5-4	3-2	Quarterfinalist	--	--	--
1991-92	Debbie Leonard	14-15	4-12	7-7	4-7	3-1	Quarterfinalist	--	--	--
Leonard's Totals		212-190	69-119	119-67	66-92	27-31				
1992-93	Gail Goestenkers	12-15	3-13	7-6	4-8	1-1	First Round	--	--	--
1993-94	Gail Goestenkers	16-11	7-9	10-3	5-7	1-1	Quarterfinalist	--	--	--
1994-95	Gail Goestenkers	22-9	10-6	12-2	5-6	5-1	Finalist	20	17	NCAA Second Round
1995-96	Gail Goestenkers	26-7	12-4	11-3	9-3	6-1	Finalist	13	19	NCAA Second Round
1996-97	Gail Goestenkers	19-11	9-7	11-2	5-6	3-3	Semifinalist	--	--	NCAA Second Round
1997-98	Gail Goestenkers	24-8	13-3	14-1	5-4	5-3	Semifinalist	8	7	NCAA Elite Eight
1998-99	Gail Goestenkers	29-7	15-1	15-1	9-2	5-4	Semifinalist	10	2	NCAA Finalist
1999-00	Gail Goestenkers	28-6	12-4	16-2	7-3	5-1	Champion	10	11	NCAA Sweet 16
2000-01	Gail Goestenkers	30-4	13-3	14-1	9-2	7-1	Champion	5	8	NCAA Sweet 16
2001-02	Gail Goestenkers	31-4	16-0	15-1	10-1	6-2	Champion	3	4	NCAA Semifinalist
2002-03	Gail Goestenkers	35-2	16-0	13-1	9-0	13-1	Champion	2	4	NCAA Semifinalist
2003-04	Gail Goestenkers	30-4	15-1	14-1	10-1	6-2	Champion	1	5	NCAA Elite Eight
2004-05	Gail Goestenkers	31-5	12-2	13-1	9-2	9-2	Finalist	7	8	NCAA Elite Eight
2005-06	Gail Goestenkers	31-4	12-2	12-1	12-1	7-2	Semifinalist	4	2	NCAA Finalist
2006-07	Gail Goestenkers	32-2	14-0	14-0	11-0	7-2	Semifinalist	1	6	NCAA Sweet 16
Goestenkers' Totals		396-99	179-55	191-26	119-46	86-27				
2007-08	Joanne P. McCallie	25-10	10-4	10-3	7-4	8-3	Finalist	9	9	NCAA Sweet 16
2008-09	Joanne P. McCallie	27-6	11-3	14-0	8-4	5-2	Finalist	6	14	NCAA Second Round
2009-10	Joanne P. McCallie	30-6	12-2	16-1	8-4	6-1	Champion	6	6	NCAA Elite Eight
2010-11	Joanne P. McCallie	32-4	12-2	17-0	11-3	4-1	Champion	6	7	NCAA Elite Eight
2011-12	Joanne P. McCallie	27-6	15-1	13-1	11-2	3-3	Quarterfinalist	6	7	NCAA Elite Eight
2012-13	Joanne P. McCallie	33-3	17-1	16-0	11-2	6-1	Champion	5	6	NCAA Elite Eight
2013-14	Joanne P. McCallie	28-7	12-4	13-4	10-2	5-1	Finalist	9	13	NCAA Second Round
2014-15	Joanne P. McCallie	23-11	11-5	17-1	5-8	1-2	Semifinalist	16	12	NCAA Sweet 16
2015-16	Joanne P. McCallie	20-12	8-8	11-5	5-6	4-1	Quarterfinalist	--	--	--
2016-17	Joanne P. McCallie	28-6	13-3	17-1	9-4	2-1	Semifinalist	9	15	NCAA Second Round
McCallie's Totals		273-71	121-33	144-16	85-39	44-16				
Overall Totals		883-386	369-207	456-122	270-189	157-75				

Memorable Wins...

25th win:	February 2, 1980	vs. Appalachian State	88-70
50th win:	February 13, 1982	at UNC Asheville	60-45
75th win:	January 28, 1984	at Richmond	81-71
100th win:	March 1, 1985	vs. Clemson	81-76
150th win:	December 30, 1987	vs. Purdue	76-71
200th win:	February 24, 1991	Georgia Tech	89-76
250th win:	December 28, 1994	James Madison	75-63
300th win:	January 3, 1997	Florida State	87-46
350th win:	January 25, 1999	at Florida State	92-75

400th win:	December 17, 2000	vs. Arkansas State	69-45
450th win:	March 23, 2002	vs. #14/14 Texas	62-46
500th win:	January 18, 2004	at Virginia	63-52
550th win:	November 22, 2005	Fairfield	110-44
600th win:	January 29, 2007	Virginia Tech	75-65
650th win:	January 16, 2009	at Virginia Tech	57-52
700th win:	December 2, 2010	at Wisconsin	59-51
750th win:	March 20, 2012	at Vanderbilt	96-80
800th win:	January 12, 2014	vs. Boston College	78-57
850th win:	January 24, 2016	vs. North Carolina	71-55

2016-17 - 8 Wins, 4 Losses

W, 74-63 #3/3 South Carolina, 12-14-16
 W, 69-54 #17/23 Kentucky, 12-29-16
 W, 58-55 #8/8 Louisville, 1-2-17
 L, 45-69 at #6/8 Florida State, 1-8-17
 L, 52-55 at #23/22 NC State, 1-15-17
 W, 84-59 #17/16 Virginia Tech, 1-19-17
 L, 58-62 at #8/9 Notre Dame, 1-26-17
 W, 72-55 #20/19 Syracuse, 2-10-17
 W, 83-70 #16/17 Miami, 2-19-17
 W, 68-46 vs. #21/20 Syracuse, 3-3-17
 W, 57-52 vs. #16/16 Miami, 3-4-17
 L, 61-84 vs. #3/3 Notre Dame, 3-5-17

2015-16 - 0 Wins, 7 Losses

L, 66-72 #12/12 Texas A&M, 11-18-15
 L, 55-66 at #2/2 South Carolina, 12-6-15
 L, 61-71 at #8/8 Kentucky, 12-20-15
 L, 61-68 #3/3 Notre Dame, 2-1-16
 L, 53-61 at #16/20 Miami, 2-7-16
 L, 53-69 #10/9 Florida State, 2-11-16
 L, 54-83 vs. #2/3 Notre Dame, 3-4-16

2014-15 - 6 Wins, 8 Losses

L, 63-59 at #7/8 Texas A&M, 11-30-14
 L, 60-54 at #12/15 Nebraska, 12-03-14
 L, 51-50 #1/2 South Carolina, 12-7-14
 W, 89-68 #8/8 Kentucky, 12-21-14
 L, 83-52 at #2/2 Connecticut, 12-29-14
 W, 74-72 #21/21 Syracuse, 1-8-15
 L, 74-58 at #--/22 Florida State, 1-11-15
 W, 74-67 (OT) at #12/11 North Carolina, 1-25-15
 W, 66-58 at #8/8 Louisville, 2-2-15
 L, 63-50 at #4/4 Notre Dame, 2-16-16
 W, 81-80 #15/11 North Carolina, 3-1-15
 L, 55-49 vs. #2/2 Notre Dame, 3-7-15
 W, 64-56 #12/14 Mississippi State, 3-22-15
 L, 65-55 vs. #4/3 Maryland, 3-28-15

2013-14 - 8 Wins, 7 Losses

W, 70-58 #at 9/9 California, 11-10-13
 W, 99-78 #16/22 Purdue, 12-5-13
 W, 94-85 at #17/15 Oklahoma, 12-8-13
 L, 61-83 #1/1 Connecticut, 12-17-13
 W, 69-61 at #5/6 Kentucky, 12-22-13
 W, 85-77 (OT) at #24/25 Florida State, 1-23-14
 L, 67-88 #2/2 Notre Dame, 2-2-14
 L, 78-89 #17/11 North Carolina, 2-10-14
 W, 84-63 #8/9 Maryland, 2-17-14
 W, 83-70 #14/16 N.C. State, 2-20-14
 L, 70-81 at #2/2 Notre Dame, 2-23-14
 L, 60-64 at #14/11 North Carolina, 3-2-14
 W, 66-61 vs. #13/12 North Carolina, 3-8-14
 L, 53-69 vs. #2/2 Notre Dame, 3-9-14
 L, 65-74 #23/21 DePaul, 3-23-14

2012-13 - 10 Wins, 2 Losses

W, 77-63 #10/11 California, 12-2-12
 W, 60-42 vs. #--/25 St. John's 12-9-12
 L, 49-79 at #3/2 Connecticut 1-21-13
 W, 84-63 at #11/18 North Carolina, 2-3-13
 W, 71-56 #7/7 Maryland, 2-11-13
 W, 61-50 #19/20 Florida State, 2-22-13
 W, 75-59 at #8/8 Maryland, 2-24-13
 W, 65-58 #15/17 North Carolina, 3-3-13
 W, 72-66 vs. #23/23 Florida State, 3-9-13
 W, 92-73 vs. #15/17 North Carolina, 3-10-13
 W, 53-45 vs. #24/25 Nebraska, 3-31-13
 L, 76-87 vs. #2/2 Notre Dame, 4-2-13

2011-12 - 5 Wins, 5 Losses

L, 54-56 vs. #4/3 Notre Dame, 11-26-11
 W, 64-53 #13/16 Purdue, 12-1-11
 L, 65-72 at #10/10 Kentucky, 12-8-11
 W, 80-72 #8/7 Maryland, 1-22-12
 L, 45-61 #3/3 Connecticut, 1-30-12
 W, 96-56 #22/24 North Carolina, 2-6-12
 L, 61-63 at #8/7 Maryland, 2-19-12
 W, 74-64 #5/5 Miami, 2-24-12
 W, 74-47 vs. 14/21 St. John's, 3-24-12
 L, 69-81 vs. #2/2 Stanford, 3-26-12

2010-11 - 10 Wins, 4 Losses

W, 61-58 #7/7 Texas A&M, 12-6-10
 W, 46-45 #4/4 Xavier, 12-21-10
 W, 54-48 #10/10 Kentucky, 1-4-11

W, 71-64

W, 87-70 at #21/15 Florida State, 1-14-11
 L, 51-87 at #2/2 Connecticut, 1-31-11
 W, 82-58 #18/21 Miami, 2-3-11
 L, 60-62 at #13/12 North Carolina, 2-7-11
 L, 47-69 at #16/17 Maryland, 2-17-11
 W, 66-58 #13/16 North Carolina, 2-27-11
 W, 81-66 vs. #19/19 North Carolina, 3-6-11
 W, 71-66 #19/17 Marist, 3-21-11
 W, 70-63 vs. #10/12 DePaul, 3-27-11
 L, 40-75 vs. #1/1 Connecticut, 3-29-11

2009-10 - 8 Wins, 4 Losses

L, 77-95 at #--/16 Texas A&M, 11-15-09
 W, 83-67 #3/3 Ohio State, 12-3-09
 L, 55-71 at #2/2 Stanford, 12-15-09
 W, 79-65 #24/25 James Madison, 12-18-09
 W, 69-62 at #25/-- Miami, 1-14-10
 L, 48-81 #1/1 Connecticut, 1-18-10
 W, 73-43 #13/14 Florida State, 7-3-10
 W, 79-51 #18/15 North Carolina, 2-8-10
 W, 64-50 #19/-- Georgia Tech, 2-19-10
 W, 83-65 #21/18 Virginia, 2-26-10
 W, 60-52 #21/-- LSU, 3-22-10
 L, 48-51 vs. #14/18 Baylor, 3-29-10

2008-09 - 8 Wins, 4 Losses

W, 77-68 #14/15 Oklahoma State, 11-14-08
 W, 56-52 #3/4 Stanford, 12-16-08
 W, 68-65 #12/15 Maryland, 1-12-09
 L, 75-82 (OT) at #18/20 Florida State, 1-29-09
 W, 81-67 at #17/15 Virginia, 2-5-09
 L, 60-75 at #8/9 North Carolina, 2-9-09
 W, 62-54 at #13/18 Tennessee, 2-16-09
 L, 59-77 at #9/7 Maryland, 2-22-09
 W, 81-79 (OT) #9/10 North Carolina, 3-1-09
 W, 76-53 vs. #24/20 Virginia, 3-6-09
 W, 75-57 vs. #12/13 Florida State, 3-7-09
 L, 89-92 (OT) vs. #4/4 Maryland, 3-8-09

2007-08 - 4 Wins, 9 Losses

W, 53-41 vs. #22/20 Purdue, 11-22-07
 L, 48-74 vs. #2/2 Connecticut, 11-25-07
 L, 55-68 at #23/18 Vanderbilt, 11-28-07
 W, 49-44 #4/3 Rutgers, 12-6-07
 L, 70-85 at #4/4 Maryland, 1-14-07
 W, 73-47 at #23/23 Georgia Tech, 1-24-08
 L, 64-67 #2/2 Tennessee, 1-28-08
 L, 76-93 #3/3 North Carolina, 2-4-08
 L, 69-76 #4/5 Maryland, 2-17-08
 L, 51-82 at #2/2 North Carolina, 3-2-08
 W, 74-63 vs. #5/4 Maryland, 3-7-08
 L, 73-86 vs. #2/2 North Carolina, 3-9-08
 L, 63-77 vs. #8/9 Texas A&M, 3-30-08

2006-07 - 10 Wins, 2 Losses

W, 85-45 at #19/17 Rutgers, 12-4-06
 W, 69-48 #11/11 Vanderbilt, 12-7-06
 W, 80-52 #22/22 Texas, 12-10-06
 W, 55-46 vs. #25/21 Bowling Green, 12-19-06
 W, 72-51 vs. #22/22 Pittsburgh, 12-21-06
 W, 81-62 #1/1 Maryland, 1-13-07
 W, 74-70 at #4/4 Tennessee, 1-22-07
 W, 64-53 at #2/2 North Carolina, 2-8-07
 W, 69-57 at #6/6 Maryland, 2-18-07
 W, 67-62 #4/4 North Carolina, 2-25-07
 L, 65-70 vs. #24/25 N.C. State, 3-3-07
 L, 52-53 vs. #15/18 Rutgers, 3-24-07

2005-06 - 8 Wins, 4 Losses

W, 84-70 at #18/16 Texas, 12-4-05
 W, 86-68 at #6/6 Maryland, 1-8-06
 W, 66-52 at #22/22 Boston College, 1-14-06
 W, 75-53 #1/1 Tennessee, 1-23-06
 L, 70-74 #3/2 North Carolina, 1-29-06
 W, 90-80 #4/6 Maryland, 2-13-06
 L, 65-77 at #2/2 North Carolina, 2-25-06
 L, 70-78 vs. #4/4 Maryland, 3-4-06
 W, 86-61 vs. #16/17 Michigan State, 3-26-06
 W, 63-61 (OT) vs. #8/8 Connecticut, 3-28-06
 W, 64-45 vs. #5/5 LSU, 4-2-06
 L, 75-78 vs. #3/3 Maryland, 4-4-06

2004-05 - 12 Wins, 5 Losses

L, 65-76 at #11/11 Notre Dame, 11-17-04
 W, 66-58 #23/23 Penn State, 11-19-04

W, 63-51

W, 59-57 at #4/5 Tennessee, 12-2-04
 W, 66-48 vs. #20/18 Purdue, 12-18-04
 W, 88-67 #25/25 Virginia Tech, 1-9-05
 L, 51-56 at #12/6 North Carolina, 1-24-05
 W, 60-57 #20/22 Maryland, 1-27-05
 W, 52-49 at #25/-- N.C. State, 1-30-05
 W, 75-64 #24/24 Florida State, 2-6-05
 W, 60-49 at #19/21 Maryland, 2-13-05
 L, 68-77 #8/4 North Carolina, 2-27-05
 W, 74-44 vs. #25/-- Maryland, 3-6-05
 L, 67-88 vs. #4/3 North Carolina, 3-7-05
 W, 70-65 vs. #25/-- Boston College, 3-22-05
 W, 63-57 vs. #20/20 Georgia, 3-26-05
 L, 49-59 vs. #2/4 Louisiana State, 3-28-05

2003-04 - 7 Wins, 3 Losses

L, 77-85 vs. #3/3 Texas, 11-16-03
 W, 93-63 vs. #5/6 Purdue, 11-23-03
 W, 66-57 #25/-- Auburn, 11-29-03
 W, 68-67 at #1/1 Connecticut, 1-3-04
 W, 79-57 #13/13 North Carolina, 1-11-04
 L, 69-72 #2/2 Tennessee, 1-24-04
 W, 89-79 at #15/14 North Carolina, 2-14-04
 W, 63-47 vs. #9/10 North Carolina, 3-8-04
 W, 63-49 vs. #7/5 Louisiana Tech, 3-28-04
 L, 75-82 vs. #24/20 Minnesota, 3-30-04

2002-03 - 7 Wins, 2 Losses

W, 76-55 vs. #2/2 Tennessee, 11-24-02
 W, 74-72 (OT) vs. #17/15 Arkansas, 11-30-02
 W, 78-67 (OT) at #8/10 North Carolina, 1-20-03
 L, 67-78 #2/2 Connecticut, 2-1-03
 W, 97-63 #6/6 North Carolina, 2-20-03
 W, 77-59 vs. #11/9 North Carolina, 3-10-03
 W, 66-63 vs. #19/20 Georgia, 3-29-03
 W, 57-51 vs. #7/8 Texas Tech, 3-31-03
 L, 56-66 vs. #4/4 Tennessee, 4-6-03

2001-02 - 8 Wins, 2 Losses

W, 85-69 #7/7 Texas Tech, 11-11-01
 W, 76-64 #6/5 Louisiana Tech, 12-2-01
 L, 68-89 vs. #2/2 Tennessee, 12-27-01
 W, 102-82 #21/20 North Carolina, 1-24-02
 W, 90-75 at #19/20 North Carolina, 2-24-02
 W, 87-80 vs. #16/19 North Carolina, 3-4-02
 W, 76-66 #--/25 TCU, 3-17-02
 W, 62-46 vs. #14/14 Texas, 3-23-02
 W, 77-68 vs. #13/13 South Carolina, 3-25-02
 L, 71-86 vs. #2/2 Oklahoma, 3-29-02

2000-01 - 8 Wins, 2 Losses

W, 56-45 vs. #7/8 Louisiana State, 11-11-00
 W, 88-87 at #9/8 Penn State, 11-20-00
 W, 67-49 at #NR/24 Boston College, 11-22-00
 W, 81-63 #5/6 Iowa State, 12-30-00
 W, 62-59 #22/19 N.C. State, 1-18-01
 W, 71-68 at #NR/24 Virginia, 1-22-01
 W, 92-42 #15/16 Clemson, 1-28-01
 L, 55-69 at #24/21 N.C. State, 2-18-01
 W, 57-45 vs. #21/20 N.C. State, 3-5-01
 L, 71-81 vs. #15/15 SWMS, 3-24-01

1999-00 - 3 Wins, 4 Losses

L, 70-77 #20/21 Boston College, 11-17-99
 W, 63-49 #9/8 Penn State, 11-28-99
 W, 70-61 at #24/24 Virginia Tech, 12-8-99
 L, 75-80 (OT) at #6/5 N.C. State, 1-20-00
 L, 49-61 at #24/25 Virginia, 1-30-00
 W, 70-64 #7/7 N.C. State, 2-17-00
 L, 66-79 vs. #15/12 Louisiana St., 3-25-00

1998-99 - 11 Wins, 6 Losses

L, 74-104 vs. #3/3 Connecticut, 11-13-98
 W, 77-57 vs. #19/17 Stanford, 11-14-98
 L, 57-84 vs. #11/19 Notre Dame, 11-21-98
 W, 79-71 at #18/22 Vanderbilt, 11-23-98
 L, 60-74 vs. #3/3 Tennessee, 12-6-98
 W, 85-80 at #9/11 UCLA, 12-28-98
 W, 84-68 #22/22 Virginia, 1-4-99
 W, 86-77 #16/12 Clemson, 1-14-99
 W, 93-71 at #7/6 North Carolina, 1-22-99
 W, 66-56 at #16/16 Virginia, 2-4-99
 L, 75-80 at #19/19 Clemson, 2-14-99
 W, 88-78 #13/12 North Carolina, 2-21-99
 L, 71-76 vs. #16 Clemson, 2-28-99

W, 76-63 vs. #5/5 Old Dominion, 3-20-99
 W, 69-63 vs. #2/2 Tennessee, 3-22-99
 W, 81-69 vs. #12/12 Georgia, 3-26-99
 L, 45-62 vs. #1/1 Purdue, 3-28-99

1997-98 - 7 Wins, 4 Losses

L, 65-77 vs. #8/8 Illinois, 11-30-97
 L, 63-70 at #12/15 Florida, 12-29-97
 L, 74-83 at #8/7 North Carolina, 1-12-98
 W, 75-61 at #8/7 N.C. State, 1-19-98
W, 93-66 #11/10 Virginia, 1-23-98
W, 78-59 #19/22 Clemson, 1-25-98
W, 83-70 #5/5 North Carolina, 2-12-98
W, 65-62 #10/8 N.C. State, 2-19-98
 W, 85-78 (OT) at #15/14 Virginia, 2-22-98
 L, 52-56 vs. #8/10 North Carolina, 2-28-98
 W, 71-58 vs. #13/12 Florida, 3-21-98

1996-97 - 1 Win, 9 Losses

L, 77-89 vs. #6 Old Dominion, 12-7-96
 L, 55-62 at #13 Virginia, 1-6-97
 L, 73-86 at #13/13 N.C. State, 1-15-97
L, 73-87 #10 North Carolina, 1-18-97
W, 70-61 #10 Clemson, 1-24-97
 L, 69-72 at #22/21 Clemson, 2-16-97
L, 56-86 #11/9 Virginia, 2-19-97
 L, 61-81 at #4/5 North Carolina, 2-21-97
 L, 55-66 vs. #5/6 North Carolina, 3-1-97
 L, 67-85 at #16/19 Illinois, 3-16-97

1995-96 - 4 Wins, 4 Losses

L, 73-75 at #14/17 N.C. State, 1-4-96
L, 60-61 #8/5 Virginia, 1-8-96
W, 74-63 #17/18 Clemson, 1-31-96
L, 74-80 #14/17 N.C. State, 2-2-96
 W, 72-69 at #9/8 Virginia, 2-10-96
 W, 75-65 at #16/20 Clemson, 2-19-96
 W, 79-62 vs. #19/23 N.C. State, 3-2-96
 L, 54-71 vs. #22/20 Clemson, 3-3-96

1994-95 - 2 Wins, 5 Losses

L, 62-78 at #9/11 Virginia, 1-10-95
W, 74-72 #3 North Carolina, 1-25-95
L, 61-67 #8/9 Virginia, 2-12-95
 L, 57-82 at #12 North Carolina, 2-25-95
 W, 83-82 (2OT) vs. #6 Virginia, 3-4-95
 L, 70-95 vs. #12 North Carolina, 3-5-95
 L, 120-121 (4OT) at #13/15 Alabama, 3-18-95

1993-94 - 0 Wins, 4 Losses

L, 68-79 #7/7 North Carolina, 1-19-94
L, 66-87 #12 Virginia, 1-25-94
 L, 60-73 at #9 Virginia, 2-12-94
 L, 68-70 at #5/5 North Carolina, 2-22-92

1992-93 - 1 Win, 7 Losses

L, 57-76 at #9 Virginia, 1-9-93
L, 51-82 #3/9 Maryland, 1-16-93
 L, 54-66 at #20 North Carolina, 1-19-93
 L, 63-88 at #18/21 Clemson, 1-31-93
 L, 71-90 at #7/9 Maryland, 2-5-93
L, 61-97 #14 Virginia, 2-13-93
 W, 67-65 #--/21 Clemson, 2-15-93
 L, 63-84 #18/18 North Carolina, 2-23-93

1991-92 - 1 Win, 9 Losses

L, 58-74 at #12/11 Purdue, 12-28-91
 W, 73-69 at #12/11 N.C. State, 1-7-92
L, 72-107 #15/15 Clemson, 1-10-92
L, 54-80 #1/1 Maryland, 1-24-92
L, 54-81 #2/2 Virginia, 2-1-92
L, 64-69 #24/24 North Carolina, 2-12-92
 L, 48-93 at #2/2 Virginia, 2-15-92
 L, 68-74 at #4/5 Maryland, 2-22-92
 L, 58-63 at #19/18 Clemson, 2-29-92
 L, 55-81 vs. #1/1 Virginia, 3-7-92

1990-91 - 0 Wins, 7 Losses

L, 58-69 #9/9 Purdue, 12-2-90
L, 56-92 #1/1 Virginia, 1-5-91
 L, 84-96 at #3/4 N.C. State, 1-9-91
 L, 49-63 at #20/20 Clemson, 1-28-91
L, 63-98 #3/4 N.C. State, 2-6-91
 L, 61-86 at #1/1 Virginia, 2-9-91
L, 59-67 #24/-- Clemson, 2-22-91

1989-90 - 1 Win, 5 Losses

L, 78-92 at #23/24 Old Dominion, 12-18-89
 L, 60-68 at #12/13 Maryland, 1-5-90
L, 87-103 #8/11 N.C. State, 1-10-90
W, 84-74 #9/12 Virginia, 1-16-90
 L, 61-80 at #11/11 N.C. State, 2-7-90
 L, 62-86 at #12/12 Virginia, 2-10-90

1988-89 - 0 Wins, 9 Losses

L, 76-91 #6/7 Stanford, 12-20-88
 L, 66-78 at #13/13 Virginia, 1-7-89
L, 86-87 #8/8 Maryland, 1-14-89
L, 68-75 #16/14 N.C. State, 1-17-89
L, 70-77 #--/24 Old Dominion, 1-21-89
 L, 64-100 at #6/4 Maryland, 2-4-89
L, 81-99 #14/14 Virginia, 2-11-89
 L, 78-92 at #15/14 N.C. State, 2-21-89
 L, 50-89 vs. #14/14 N.C. State, 3-4-89

1987-88 - 1 Win, 4 Losses

L, 73-83 at #15/14 Maryland, 1-9-88
 L, 49-72 at #14/14 Virginia, 1-23-88
 W, 81-73 at #11/12 Maryland, 2-13-88
 L, 67-69 at #9/10 Maryland, 2-27-88
 L, 65-81 vs. #--/25 Clemson, 3-5-88

1986-87 - 3 Wins, 4 Losses

L, 64-64 at #16/17 Maryland, 12-12-86
W, 70-63 #--/22 Maryland, 1-17-87
L, 79-86 #14/14 N.C. State, 1-21-87
 L, 43-71 at #6/6 Virginia, 1-24-87
 W, 76-69 at #13/15 N.C. State, 2-3-87
W, 77-76 #7/9 Virginia, 2-21-87
 L, 64-78 at #5/6 Rutgers, 3-14-87

1985-86 - 2 Wins, 2 Losses

W, 79-78 #19/18 North Carolina, 1-7-86
 L, 76-90 at #4/4 Virginia, 1-18-86
L, 67-81 #3/3 Virginia, 2-1-86
 W, 86-79 at #13/13 North Carolina, 2-12-86

1984-85 - 0 Wins, 4 Losses

L, 58-75 #11/-- Virginia, 1-5-85
 L, 66-74 at #15/17 Virginia, 2-2-85
L, 72-73 #15/15 N.C. State, 2-19-85
 L, 57-89 vs. #14/14 N.C. State, 3-2-85

1983-84 - 2 Wins, 7 Losses

L, 72-78 #15 Clemson, 12-6-83
 L, 54-81 at #8 Maryland, 12-10-83
 L, 73-79 at #14 Clemson, 1-17-84
L, 62-86 #20 N.C. State, 1-24-84
 L, 55-82 at #17 Virginia, 2-4-84
L, 63-64 #17 Maryland, 2-8-84
W, 80-67 #16 North Carolina, 2-16-84
 W, 74-73 (OT) at #15 N.C. State, 2-21-84
 L, 68-81 vs. #16 N.C. State, 3-2-84

1982-83 - 0 Wins, 5 Losses

L, 68-84 #20 North Carolina, 1-11-83
L, 49-72 #3 Maryland, 1-18-83
 L, 68-89 at #8 Maryland, 2-13-83
 L, 65-82 at #20 North Carolina, 2-17-83
L, 81-102 #16 N.C. State, 2-22-83

1981-82 - 0 Wins, 4 Losses

L, 53-70 #9 N.C. State, 12-8-81
L, 52-65 #12 Maryland, 1-3-82
 L, 61-81 at #8 N.C. State, 2-10-82
 L, 55-69 at #9 N.C. State, 2-26-82

1980-81 - 0 Wins, 4 Losses

L, 78-96 #10 N.C. State, 12-4-80
 L, 68-85 at #17 Maryland, 1-10-81
L, 54-67 #20 Clemson, 2-2-81
 L, 49-72 vs. #12 Maryland, 2-12-81

1979-80 - 0 Wins, 3 Losses

L, 55-86 at #5 N.C. State, 11-29-79
 L, 56-111 at #18 Clemson, 1-9-80
L, 63-82 #15 Maryland, 1-18-80

1978-79 - 0 Wins, 2 Losses

L, 55-82 at #3 Maryland, 1-18-79
L, 44-99 #7 N.C. State, 1-20-79

1977-78 - 0 Wins, 4 Losses

L, 47-117 #7 Maryland, 1-14-78
 L, 43-125 at #2 N.C. State, 1-19-78
L, 36-86 #2 N.C. State, 2-2-78
 L, 39-103 vs. #7 Maryland, 2-9-78

1976-77 - 0 Wins, 1 Loss

L, 35-87 #14 N.C. State, 2-1-77

Totals: 134 Wins, 173 Losses

(Bold indicates home games)

First Victory Against Ranked Opponent

80-67 vs. #16 North Carolina, 2-16-84

Largest Margin Of Victory Against Ranked Opponent

30 (92-62) vs. #15 Clemson, 1-28-01

Largest Margin Of Loss Against Ranked Opponent

82 (43-125) vs. #12 N.C. State, 1-19-78

Most Wins Against Ranked Opponents In A Season

12, 2004-05

Most Losses In A Season

9, 1996-97

Duke Vs. Ranked ACC Opponents

Overall Record: 88-136

Boston College, 3-1 North Carolina, 27-29
 Clemson, 7-14 N.C. State, 10-28
 Florida State, 8-2 Virginia, 12-26
 Georgia Tech, 2-0 Virginia Tech, 2-0
 Maryland, 15-28 Miami, 2-1
 Notre Dame, 0-7

Duke vs. Ranked Opponents Last 11 Years

113-62

Most Points Allowed vs Ranked Opponents

125 vs. #12 N.C. State, 1-19-78

Most Points Scored vs Ranked Opponents

102 vs. #21 North Carolina, 1-24-02

Fewest Points Scored vs Ranked Opponents

35 vs. #14 N.C. State, 2-1-77

Fewest Points Allowed vs Ranked Opponents

42 vs. #15 Clemson, 2-1-01

The Coach Versus Ranked Opponents

Emma Jean Howard (1975-77): 0-0
 Debbie Leonard (1977-92): 10-74
 Gail Goestenkors (1992-2007): 88-56
 Joanne P. McCallie (2007-present): 53-42

Individual Records vs. Ranked Opponents**Most Points In A Game**

36, Katie Meier vs. #13/15 N.C. State, 2-3-87

Most Rebounds In A Game

20, Alana Beard vs. #11/9 North Carolina, 3-10-03

Most Assists In A Game

12, Katie Meier vs. #8/11 N.C. State, 1-10-90

Most Blocks In A Game

8, Alison Bales vs. #8/8 Connecticut, 3-28-06
 8, Alison Bales vs. #8/4 North Carolina, 2-27-05

Most Steals In A Game

10, Alexis Jones vs. #2/2 Notre Dame, 2-2-14

ALABAMA2-1

Home 1-0 • Away 1-1 • Neutral 0-0
 Mar. 18, 1995 A..... #13/15 Alabama 121, #20/22 Duke 120 (40T)
 Nov. 17, 2013 H..... #2/2 Duke 92, Alabama 57
 Nov. 16, 2014 A..... #7/7 Duke 90, Alabama 40

ALBANY3-0

Home 3-0 • Away 0-0 • Neutral 0-0
 Dec. 9, 2010 H..... #5/4 Duke 83, Albany 48
 Dec. 19, 2013 H..... #2/2 Duke 81, Albany 51
 Mar. 20, 2015 H..... #16/16 Duke 54, Albany 52

AMERICAN1-0

Home 1-0 • Away 0-0 • Neutral 0-0
 Dec. 4, 1993 H..... Duke 104, American 71

APPALACHIAN STATE10-4

Home 6-1 • Away 4-2 • Neutral 0-1
 Jan. 28, 1978 A..... Appalachian St. 87, Duke 60
 Feb. 16, 1978 H..... Appalachian St. 75, Duke 68
 Feb. 16, 1979 A..... Appalachian St. 85, Duke 64
 Feb. 2, 1980 H..... Duke 88, Appalachian St. 70
 Dec. 6, 1980 H..... Duke 90, Appalachian St. 71
 Feb. 23, 1981 A..... Duke 69, Appalachian St. 46
 Mar. 2, 1981 N..... Appalachian St. 74, Duke 73 (OT)
 Jan. 30, 1982 A..... Duke 75, Appalachian St. 60
 Feb. 19, 1982 H..... Duke 85, Appalachian St. 73
 Feb. 25, 1983 H..... Duke 89, Appalachian St. 51
 Dec. 6, 1986 H..... Duke 84, Appalachian St. 66
 Nov. 28, 1989 A..... Duke 73, Appalachian State 65
 Dec. 20, 1992 H..... Duke 79, Appalachian State 76
 Dec. 8, 1993 A..... Duke 79, Appalachian State 66

ARIZONA STATE1-0

Home 0-0 • Away 0-0 • Neutral 1-0
 Mar. 25, 2008 N..... #9/10 Duke 67, Arizona State 59

ARKANSAS2-1

Home 1-0 • Away 0-0 • Neutral 1-1
 Mar. 23, 1998 N..... Arkansas 77, #8/9 Duke 72
 Mar. 19, 2001 H..... #5/5 Duke 75, Arkansas 54
 Nov. 30, 2002 N..... #1/1 Duke 74, #17/15 Arkansas 72 (OT)

ARKANSAS STATE2-0

Home 1-0 • Away 0-0 • Neutral 1-0
 Dec. 17, 2000 N..... #7/5 Duke 69, Arkansas State 45
 Nov. 25, 2005 H..... #1/2 Duke 110, Arkansas State 56

ARMY1-0

Home 1-0 • Away 0-0 • Neutral 0-0
 Nov. 22, 2015 H..... #14/9 Duke 72, Army 61

AUBURN5-0

Home 3-0 • Away 2-0 • Neutral 0-0
 Nov. 30, 2003 H..... #4/4 Duke 66, #25/--Auburn 57
 Dec. 31, 2004 A..... #2/2 Duke 80, Auburn 61
 Nov. 27, 2005 H..... #1/2 Duke 69, Auburn 37
 Nov. 18, 2010 A..... #6/6 Duke 75, Auburn 62
 Nov. 18, 2012 H..... #8/8 Duke 73, Auburn 5-

AUSTIN PEAY1-0

Home 0-0 • Away 0-0 • Neutral 1-0
 Mar. 22, 2009 N..... #6/14 Duke 83, Austin Peay 42

BALL STATE2-0

Home 1-0 • Away 1-0 • Neutral 0-0
 Dec. 20, 2004 A..... #3/3 Duke 81, Ball State 31
 Dec. 19, 2005 H..... #2/2 Duke 110, Ball State 24

BAPTIST1-0

Home 0-0 • Away 0-0 • Neutral 1-0
 Dec. 11, 1982 N..... Duke 86, Baptist 37

BAYLOR0-1

Home 0-0 • Away 0-0 • Neutral 0-1
 Mar. 29, 2010 N..... #14/18 Baylor 51, #6/6 Duke 48

BOSTON COLLEGE14-3

Home 7-1 • Away 6-2 • Neutral 1-0
 Dec. 2, 1989 H..... Duke 85, Boston College 64
 Nov. 17, 1999 H..... #20/21 Boston College 77, #22/22 Duke 70
 Nov. 22, 2000 A..... #3/3 Duke 67, #--/24 Boston College 49
 Mar. 22, 2005 N..... #7/8 Duke 70, #25/-- Boston College 65
 Jan. 14, 2006 A..... #2/2 Duke 66, #22/22 Boston College 52
 Feb. 15, 2007 H..... #1/1 Duke 73, Boston College 52
 Feb. 7, 2008 A..... #11/12 Duke 51, Boston College 41
 Feb. 2, 2009 H..... #4/6 Duke 69, Boston College 58
 Feb. 4, 2010 A..... Boston College 61, #6/6 Duke 57
 Feb. 13, 2011 H..... #5/7 Duke 66, Boston College 53
 Feb. 9, 2012 A..... #5/5 Duke 71, Boston College 62
 Jan. 6, 2013 A..... #3/4 Duke 90, Boston College 53
 Jan. 27, 2013 H..... #4/5 Duke 80, Boston College 56
 Jan. 12, 2014 H..... #3/3 Duke 78, Boston College 57
 Jan. 22, 2015 A..... Boston College 60, #15/13 Duke 56
 Jan. 17, 2016 H..... #22/19 Duke 71, Boston College 51
 Jan. 22, 2017 A..... #15/16 Duke 67, Boston College 44

BOSTON UNIVERSITY2-0

Home 1-0 • Away 0-0 • Neutral 1-0
 Jan. 2, 1988 H..... #10/9 Duke 73, Boston University 58
 Dec. 30, 2006 N..... #3/3 Duke 72, Boston University 42

BOWLING GREEN1-0

Home 0-0 • Away 0-0 • Neutral 1-0
 Dec. 19, 2006 N..... #4/4 Duke 55, #25/21 Bowling Green 46

BRIGHAM YOUNG3-0

Home 2-0 • Away 1-0 • Neutral 0-0
 Jan. 10, 1987 H..... #___/25 Duke 80, Brigham Young 60
 Nov. 13, 2010 H..... #6/5 Duke 69, Brigham Young 54
 Nov. 11, 2011 A..... #8/8 Duke 61, Brigham Young 55

BUCKNELL1-0

Home 1-0 • Away 0-0 • Neutral 0-0
 Dec. 21, 2007 H..... #14/15 Duke 92, Bucknell 49

BUFFALO1-0

Home 1-0 • Away 0-0 • Neutral 0-0
 Nov. 25, 2014 H..... #8/7 Duke 88, Buffalo 54

CALIFORNIA3-1

Home 1-0 • Away 2-1 • Neutral 0-0
 Dec. 27, 1987 A..... #10/9 Duke 85, California 57
 Dec. 21, 1993 A..... California 72, Duke 66
 Dec. 2, 2012 H..... #4/4 Duke 77, #10/11 California 63
 Nov. 10, 2013 A..... #2/2 Duke 70, #9/9 California 58

CAMPBELL3-5

Home 2-2 • Away 0-2 • Neutral 1-1
 Jan. 22, 1976 A..... Campbell 73, Duke 55
 Feb. 3, 1976 H..... Campbell 72, Duke 69
 Feb. 3, 1977 A..... Campbell 78, Duke 63
 Feb. 19, 1977 H..... Campbell 66, Duke 48
 Feb. 24, 1977 N..... Campbell 61, Duke 50
 Jan. 16, 1982 N..... Duke 83, Campbell 64
 Feb. 18, 1984 H..... Duke 89, Campbell 64
 Mar. 18, 2000 H..... #7/10 Duke 71, Campbell 42

CANISIUS1-0

Home 0-0 • Away 0-0 • Neutral 1-0
 Mar. 20, 2005 N..... #7/8 Duke 80, Canisius 48

CATAWBA1-0

Home 1-0 • Away 0-0 • Neutral 0-0
 Jan. 10, 1979 H..... Duke 82, Catawba 33

CENTRAL MICHIGAN1-0

Home 0-0 • Away 0-0 • Neutral 1-0
 Nov. 29, 2013 N..... #2/2 Duke 97, Central Michigan 64

CHARLESTON SOUTHERN2-0

Home 2-0 • Away 0-0 • Neutral 0-0
 Dec. 21, 1994 H..... Duke 101, Charleston Southern 57
 Dec. 16, 2002 H..... #1/1 Duke 106, Charleston Southern 38

CHARLOTTE6-3

Home 4-0 • Away 2-3 • Neutral 0-0
 Jan. 31, 1976 A..... UNC Charlotte 64, Duke 47
 Jan. 25, 1977 H..... Duke 64, UNC Charlotte 60
 Feb. 4, 1978 A..... UNC Charlotte 72, Duke 62
 Dec. 4, 1982 H..... Duke 78, UNC Charlotte 46
 Feb. 19, 1983 A..... UNC Charlotte 73, Duke 66
 Feb. 14, 1990 H..... Duke 65, UNC Charlotte 49
 Nov. 29, 2000 H..... #3/3 Duke 78, UNC Charlotte 59
 Nov. 29, 2001 A..... #14/12 Duke 64, UNC Charlotte 39
 Nov. 23, 2009 H..... #10/5 Duke 57, UNC Charlotte 44
 Nov. 27, 2010 A..... #6/6 Duke 61, Charlotte 55

CHEYNEY2-0

Home 1-0 • Away 0-0 • Neutral 1-0
 Nov. 26, 1985 H..... Duke 98, Cheyney 66
 Dec. 28, 1985 N..... Duke 100, Cheyney 56

CINCINNATI0-1

Home 0-0 • Away 0-1 • Neutral 0-0
 Jan. 2, 1981 A..... Cincinnati 86, Duke 64

CLEMSON40-32

Home 22-9 • Away 16-16 • Neutral 2-7
 Jan. 11, 1978 A..... Clemson 118, Duke 59
 Feb. 5, 1979 H..... Clemson 94, Duke 58
 Feb. 8, 1979 N..... Clemson 81, Duke 56
 Jan. 9, 1980 A..... #18 Clemson 111, Duke 56
 Feb. 2, 1981 H..... #20 Clemson 67, Duke 54
 Jan. 23, 1982 A..... Clemson 84, Duke 59
 Dec. 1, 1982 A..... Duke 72, Clemson 70
 Jan. 29, 1983 H..... Duke 95, Clemson 81
 Mar. 4, 1983 N..... Clemson 93, Duke 92 (OT)
 Dec. 6, 1983 H..... #15 Clemson 78, Duke 72
 Jan. 17, 1984 A..... #14 Clemson 79, Duke 73
 Dec. 31, 1984 H..... Duke 84, Clemson 76
 Jan. 14, 1985 A..... Duke 76, Clemson 70
 Mar. 1, 1985 N..... Duke 81, Clemson 76
 Jan. 13, 1986 A..... #20/_ Duke 93, Clemson 77
 Feb. 8, 1986 H..... #17/25 Duke 80, Clemson 76
 Dec. 3, 1986 H..... Duke 78, Clemson 72
 Feb. 9, 1987 A..... Clemson 79, Duke 76
 Jan. 4, 1988 H..... #9/9 Duke 68, Clemson 61
 Feb. 1, 1988 A..... Clemson 78, #17/17 Duke 65
 Mar. 5, 1988 N..... #--/25 Clemson 81, Duke 65
 Jan. 2, 1989 A..... Clemson 69, #20/23 Duke 55
 Feb. 8, 1989 H..... Clemson 71, Duke 50
 Jan. 29, 1990 A..... Clemson 64, Duke 49
 Feb. 26, 1990 H..... Clemson 65, Duke 60
 Mar. 3, 1990 N..... Clemson 77, Duke 68
 Jan. 28, 1991 A..... #20/20 Clemson 63, Duke 49
 Feb. 22, 1991 H..... #24/-- Clemson 67, Duke 59
 Mar. 2, 1991 N..... Clemson 60, Duke 58
 Jan. 10, 1992 H..... #15/15 Clemson 107, Duke 72

Feb. 29, 1992..... A..... #19/18 Clemson 63, Duke 59
 Jan. 31, 1993..... A..... #21/18 Clemson 88, Duke 63
 Feb. 15, 1993..... H..... Duke 67, #-/21 Clemson 65
 Jan. 23, 1994..... A..... Duke 74, Clemson 67
 Jan. 28, 1994..... H..... Clemson 90, Duke 82
 Feb. 1, 1995..... A..... Clemson 78, #14/21 Duke 64
 Feb. 20, 1995..... H..... Clemson 88, #22/25 Duke 82 (OT)
 Mar. 3, 1995..... N..... #22/25 Duke 78, Clemson 71
 Jan. 31, 1996..... H..... #12/11 Duke 74, #17/18 Clemson 63
 Feb. 19, 1996..... A..... #12/13 Duke 75, #16/20 Clemson 65
 Mar. 3, 1996..... N..... #22/20 Clemson 71, #12/12 Duke 54
 Jan. 24, 1997..... H..... #24/20 Duke 70, #10/10 Clemson 61
 Feb. 16, 1997..... A..... #22/21 Clemson 72, #18/17 Duke 69
 Dec. 13, 1997..... A..... Clemson 72, #11/14 Duke 61
 Jan. 25, 1998..... H..... #24/23 Duke 78, #19/22 Clemson 59
 Jan. 14, 1999..... H..... #12/16 Duke 86, #16/12 Clemson 77
 Feb. 14, 1999..... A..... #19/19 Clemson 80, #7/7 Duke 75
 Feb. 28, 1999..... N..... #16 Clemson 76, #8/9 Duke 71
 Jan. 16, 2000..... H..... #11/8 Duke 60, Clemson 51
 Feb. 21, 2000..... A..... #14/#12 Duke 59, Clemson 44
 Dec. 9, 2000..... A..... Clemson 93, #3/3 Duke 75
 Jan. 28, 2001..... H..... #4/4 Duke 92, #15/16 Clemson 42
 Jan. 10, 2002..... A..... #7/7 Duke 81, Clemson 58
 Feb. 10, 2002..... H..... #5/5 Duke 77, Clemson 69
 Jan. 6, 2003..... H..... #1/1 Duke 69, Clemson 53
 Feb. 6, 2003..... A..... #2/2 Duke 61, Clemson 49
 Feb. 2, 2004..... A..... #2/2 Duke 78, Clemson 60
 Feb. 27, 2004..... H..... #3/3 Duke 102, Clemson 45
 Feb. 17, 2005..... H..... #3/4 Duke 72, Clemson 48
 Jan. 26, 2006..... A..... #2/1 Duke 97, Clemson 65
 Feb. 5, 2007..... H..... #1/1 Duke 105, Clemson 53
 Feb. 13, 2008..... A..... #12/12 Duke 83, Clemson 54
 Feb. 13, 2009..... H..... #4/10 Duke 77, Clemson 53
 Jan. 7, 2010..... A..... #9/9 Duke 67, Clemson 41
 Jan. 26, 2011..... H..... #3/3 Duke 92, Clemson 37
 Jan. 27, 2012..... A..... #5/5 Duke 81, Clemson 37
 Jan. 10, 2013..... H..... #4/5 Duke 82, Clemson 45
 Jan. 24, 2013..... A..... #4/5 Duke 60, Clemson 46
 Feb. 6, 2014..... A..... #5/5 Duke 78, Clemson 51
 Feb. 8, 2015..... H..... #15/15 Duke 89, Clemson 60
 Jan. 21, 2016..... A..... Duke 72, Clemson 43
 Feb. 2, 2017..... H..... #15/15 Duke 65, Clemson 37

CLEVELAND STATE.....1-0
Home 1-0 • Away 0-0 • Neutral 0-0
 Dec. 2, 1988..... H..... Duke 100, Cleveland State 60

COLLEGE OF CHARLESTON.....1-0
Home 1-0 • Away 0-0 • Neutral 0-0
 Dec. 18, 1990..... H..... Duke 82, College of Charleston 54

COLORADO.....0-1
Home 0-1 • Away 0-0 • Neutral 0-0
 Jan. 5, 1980..... H..... #18 Colorado 78, Duke 64

COLORADO STATE.....1-0
Home 1-0 • Away 0-0 • Neutral 0-0
 Dec. 22, 2005..... H..... #2/2 Duke 99, Colorado State 52

CONNECTICUT.....3-11
Home 0-5 • Away 1-3 • Neutral 2-3
 Jan. 11, 1980..... H..... Connecticut 81, Duke 69
 Dec. 9, 1988..... N..... Duke 83, Connecticut 69
 Nov. 13, 1998..... A..... #3/3 Connecticut 104, #4/4 Duke 74
 Feb. 1, 2003..... H..... #2/2 Connecticut 77, #1/1 Duke 65
 Jan. 3, 2004..... A..... #4/4 Duke 68, #1/1 Connecticut 67
 Mar. 28, 2006..... N..... #4/4 Duke 63, #8/8 Connecticut 61 (OT)
 Nov. 25, 2007..... N..... #2/2 Connecticut 74, #9/8 Duke 48
 Jan. 18, 2010..... H..... #1/1 Connecticut 81, #7/7 Duke 48
 Jan. 31, 2011..... A..... #2/2 Connecticut 87, #3/3 Duke 51
 Mar. 29, 2011..... N..... #1/1 Connecticut 75, #6/6 Duke 40

Jan. 30, 2012..... H..... #3/3 Connecticut 61, #5/5 Duke 45
 Jan. 21, 2013..... A..... #3/2 Connecticut 79, #4/4 Duke 49
 Dec. 17, 2013..... H..... #1/1 Connecticut 83, #2/2 Duke 61
 Dec. 29, 2015..... A..... #2/2 Connecticut 83, #10/10 Duke 52

CSU-BAKERSFIELD.....1-0
Home 0-0 • Away 0-0 • Neutral 1-0
 Dec. 21, 2012..... N..... #4/4 Duke 97, CSU-Bakersfield 63

DARTMOUTH.....1-0
Home 0-0 • Away 1-0 • Neutral 0-0
 Dec. 29, 2006..... A..... #3/3 Duke 77, Dartmouth 40

DAYTON.....0-1
Home 0-0 • Away 0-1 • Neutral 0-0
 Jan. 3, 1981..... A..... Dayton 99, Duke 78

DAVIDSON.....3-1
Home 3-0 • Away 0-1 • Neutral 0-0
 Feb. 20, 1978..... A..... Davidson 62, Duke 61
 Feb. 12, 1979..... H..... Duke 78, Davidson 25
 Nov. 24, 2001..... H..... #9/7 Duke 107, Davidson 58
 Nov. 12, 2004..... H..... #6/6 Duke 89, Davidson 69

DELAWARE.....1-0
Home 1-0 • Away 0-0 • Neutral 0-0
 Dec. 2, 1995..... H..... #19/20 Duke 95, Delaware 50

DENVER.....1-0
Home 0-0 • Away 1-0 • Neutral 0-0
 Nov. 11, 2007..... A..... #10/9 Duke 57, Denver 37

DEPAUL.....2-2
Home 0-1 • Away 0-1 • Neutral 2-0
 Nov. 29, 1986..... A..... DePaul 78, #-/22 Duke 72
 Mar. 14, 1997..... N..... Duke 70, DePaul 56
 Mar. 27, 2011..... N..... #6/6 Duke 70, #10/12 DePaul 63
 Mar. 23, 2014..... L..... #23/21 DePaul 74, #7/8 Duke 65

DETROIT.....2-0
Home 0-0 • Away 0-0 • Neutral 2-0
 Dec. 20, 1993..... N..... Duke 94, Detroit 82
 Dec. 27, 2002..... N..... Duke 92, Detroit 52

DETROIT MERCY.....2-0
Home 1-0 • Away 0-0 • Neutral 1-0
 Nov. 28, 1997..... N..... #1/1 Duke 87, Detroit 65
 Dec. 27, 2002..... H..... #1/1 Duke 92, Detroit 52

DRAKE.....1-0
Home 0-0 • Away 0-0 • Neutral 1-0
 Dec. 27, 1992..... N..... Duke 71, Drake 58

DUQUESNE.....1-0
Home 1-0 • Away 0-0 • Neutral 0-0
 Nov. 25, 2000..... H..... #3/3 Duke 97, Duquesne 66

EAST CAROLINA.....6-9
Home 4-3 • Away 2-3 • Neutral 0-3
 Jan. 20, 1976..... H..... East Carolina 72, Duke 31
 Dec. 3, 1977..... A..... East Carolina 80, Duke 55
 Feb. 6, 1978..... H..... East Carolina 70, Duke 66
 Mar. 2, 1978..... N..... East Carolina 87, Duke 47
 Dec. 2, 1978..... A..... East Carolina 81, Duke 66
 Feb. 22, 1979..... N..... East Carolina 69, Duke 46
 Dec. 1, 1979..... H..... Duke 76, East Carolina 75
 Feb. 23, 1980..... N..... East Carolina 99, Duke 65
 Jan. 19, 1981..... A..... East Carolina 79, Duke 69
 Feb. 16, 1982..... H..... East Carolina 79, Duke 57
 Jan. 2, 1987..... H..... Duke 84, East Carolina 70

Dec. 12, 1987..... A..... #14/13 Duke 68, East Carolina 49
 Nov. 30, 1988..... H..... Duke 93, East Carolina 60
 Jan. 5, 1994..... A..... Duke 110, East Carolina 69
 Nov. 22, 2002..... H..... #1/1 Duke 108, East Carolina 46

EAST TENNESSEE STATE.....5-0
Home 3-0 • Away 0-1 • Neutral 1-0
 Mar. 12, 1982..... A..... Duke 74, East Tennessee St. 73 (OT)
 Dec. 10, 1987..... H..... #14/13 Duke 86, East Tennessee State 48
 Nov. 29, 1990..... H..... Duke 85, East Tennessee State 55
 Nov. 23, 1991..... A..... Duke 104, East Tennessee State 71
 Dec. 8, 1992..... H..... Duke 114, East Tennessee State 74

EASTERN KENTUCKY.....1-1
Home 1-0 • Away 0-1 • Neutral 0-0
 Nov. 26, 1982..... H..... Duke 74, Eastern Kentucky 57
 Dec. 3, 1983..... A..... Eastern Kentucky 46, Duke 44

EASTERN WASHINGTON.....1-0
Home 0-0 • Away 0-0 • Neutral 1-0
 Nov. 25, 1988..... N..... Duke 79, Eastern Washington 57

ELON.....4-4
Home 4-2 • Away 0-2 • Neutral 0-0
 Feb. 7, 1976..... A..... Elon College 82, Duke 43
 Feb. 14, 1976..... H..... Elon College 50, Duke 47
 Jan. 21, 1977..... H..... Elon College 48, Duke 47
 Feb. 21, 1977..... A..... Elon College 74, Duke 38
 Dec. 2, 1999..... H..... #22/19 Duke 101, Elon College 44
 Nov. 16, 2001..... H..... #9/7 Duke 102, Elon College 52
 Nov. 21, 2003..... H..... #4/4 Duke 108, Elon College 26
 Dec. 8, 2016..... H..... #21/21 Duke 68, Elon College 61

FAIRFIELD.....2-0
Home 1-0 • Away 0-0 • Neutral 1-0
 Nov. 30, 1991..... N..... Duke 75, Fairfield 68
 Nov. 22, 2005..... H..... #1/2 Duke 110, Fairfield 44

FLORIDA.....2-1
Home 0-0 • Away 0-1 • Neutral 2-0
 Nov. 28, 1986..... N..... #-/22 Duke 76, Florida 74
 Dec. 29, 1997..... A..... #12/15 Florida 70, Duke 63
 Mar. 21, 1998..... N..... #8/9 Duke 71, #13/12 Florida 58

FLORIDA A&M.....1-0
Home 1-0 • Away 0-0 • Neutral 0-0
 Nov. 27, 1999..... H..... #-/25 Duke 93, Florida A&M 38

FLORIDA INTERNATIONAL.....1-1
Home 1-0 • Away 0-0 • Neutral 0-1
 Jan. 1, 1984..... N..... Florida International 83, Duke 56
 Dec. 18, 2002..... H..... #1/1 Duke 106, Florida International 58

FLORIDA STATE.....36-11
Home 15-4 • Away 14-7 • Neutral 7-0
 Jan. 21, 1992..... A..... Florida State 67, Duke 55
 Feb. 8, 1992..... H..... Florida State 61, Duke 53
 Jan. 3, 1993..... H..... Florida State 84, Duke 72
 Feb. 28, 1993..... A..... Florida State 74, Duke 67
 Jan. 16, 1994..... H..... Duke 66, Florida State 60
 Feb. 25, 1994..... A..... Florida State 78, Duke 73
 Dec. 7, 1994..... H..... Duke 84, Florida State 68
 Jan. 28, 1995..... A..... #21/- Duke 75, Florida State 71
 Dec. 6, 1995..... H..... #17/17 Duke 92, Florida State 30
 Jan. 27, 1996..... A..... #12/17 Duke 61, Florida State 47
 Jan. 3, 1997..... A..... #16/17 Duke 87, Florida State 46
 Feb. 2, 1997..... A..... #22/21 Duke 77, Florida State 70
 Jan. 16, 1998..... H..... #25/20 Duke 96, Florida State 76
 Feb. 15, 1998..... A..... #13/14 Duke 79, Florida State 67
 Dec. 2, 1998..... H..... #16/16 Duke 91, Florida State 72
 Jan. 25, 1999..... A..... #9/13 Duke 92, Florida State 75

Feb. 26, 1999.....N.....#8/9 Duke 90, Florida State 57
 Jan. 24, 2000.....A.....#9/8 Duke 59, Florida State 54
 Feb. 24, 2000.....H.....#9/9 Duke 87, Florida State 52
 Mar. 4, 2000.....N.....#12/10 Duke 92, Florida State 65
 Jan. 8, 2001.....A.....#5/5 Duke 73, Florida State 60
 Feb. 8, 2001.....H.....Florida State 71, #4/4 Duke 69
 Mar. 4, 2001.....N.....#4/4 Duke 72, Florida State 56
 Jan. 27, 2002.....A.....#5/6 Duke 102, Florida State 80
 Feb. 21, 2002.....H.....#5/5 Duke 88, Florida State 55
 Mar. 1, 2002.....N.....#3/3 Duke 82, Florida State 66
 Jan. 26, 2003.....H.....#1/1 Duke 81, Florida State 63
 Feb. 27, 2003.....A.....#2/2 Duke 70, Florida State 49
 Jan. 5, 2004.....H.....#1/4 Duke 79, Florida State 66
 Feb. 4, 2004.....A.....Florida State 80, #2/2 Duke 74
 Feb. 6, 2005.....H.....#3/4 Duke 75, #24/24 Florida State 64
 Jan. 5, 2006.....H.....#2/2 Duke 87, Florida State 68
 Jan. 25, 2007.....A.....#1/1 Duke 73, Florida State 60
 Jan. 11, 2008.....H.....#12/13 Duke 70, Florida State 38
 Mar. 7, 2008.....N.....#12/11 Duke 81, Florida State 67
 Jan. 29, 2009.....A.....#18/20 Florida State 82, #3/6 Duke 75 (OT)
 Mar. 7, 2009.....N.....#8/10 Duke 75, #12/13 Florida State 57
 Jan. 29, 2010.....H.....#7/7 Duke 73, #13/14 Florida State 43
 Jan. 14, 2011.....A.....#3/3 Duke 87, #21/15 Florida State 70
 Jan. 13, 2012.....H.....#7/6 Duke 73, Florida State 66
 Feb. 12, 2012.....A.....#5/5 Duke 67, Florida State 57
 Feb. 22, 2013.....H.....#5/4 Duke 61, #19/20 Florida State 50
 Mar. 9, 2013.....N.....#6/6 Duke 72, #23/23 Florida State 66
 Jan. 23, 2014.....A.....#3/3 Duke 85, #24/25 Florida State 77 (OT)
 Jan. 11, 2015.....A.....#-/22 Florida State 74, #13/12 Duke 58
 Feb. 11, 2016.....H.....#10/9 Florida State 69, Duke 53
 Jan. 8, 2017.....A.....#6/8 Florida State 69, Duke 45

FURMAN.....4-0
Home 1-0 • Away 1-0 • Neutral 2-0
 Dec. 3, 1979.....A.....Duke 90, Furman 56
 Feb. 7, 1981.....H.....Duke 89, Furman 48
 Dec. 10, 1982.....N.....Duke 88, Furman 51
 Nov. 23, 1984.....N.....Duke 103, Furman 66

GARDNER-WEBB.....1-0
Home 0-0 • Away 0-0 • Neutral 1-0
 Nov. 25, 2011.....N.....#7/6 Duke 97, George Mason 31

GEORGE MASON.....4-0
Home 2-0 • Away 2-0 • Neutral 0-0
 Nov. 29, 1980.....A.....Duke 86, George Mason 50
 Nov. 30, 1985.....N.....Duke 85, George Mason 66
 Dec. 28, 1999.....H.....#17/15 Duke 95, George Mason 56
 Dec. 3, 2000.....A.....#3/3 Duke 88, George Mason 69

GEORGE WASHINGTON.....1-1
Home 1-0 • Away 0-0 • Neutral 0-1
 Nov. 20, 1981.....H.....Duke 82, George Washington 45
 Dec. 29, 1996.....N.....George Washington 54, #13/13 Duke 48

GEORGETOWN.....4-0
Home 1-0 • Away 1-0 • Neutral 2-0
 Dec. 20, 1984.....N.....Duke 84, Georgetown 49
 Nov. 25, 1990.....N.....Duke 80, Georgetown 68
 Dec. 30, 1999.....H.....#15/11 Duke 68, Georgetown 53
 Dec. 8, 2001.....A.....#11/9 Duke 89, Georgetown 54

GEORGIA.....3-0
Home 0-0 • Away 0-0 • Neutral 3-0
 Mar. 26, 1999.....N.....#10/11 Duke 81, #12/12 Georgia 69
 Mar. 29, 2003.....N.....#2/1 Duke 66, #19/20 Georgia 63
 Mar. 26, 2005.....N.....#7/8 Duke 63, #20/20 Georgia 57

GEORGIA SOUTHERN.....2-1
Home 1-0 • Away 0-0 • Neutral 1-1
 Jan. 9, 1982.....N.....Georgia Southern 64, Duke 58
 Dec. 21, 1984.....N.....Duke 71, Georgia Southern 65
 Nov. 19, 2009.....H.....#11/5 Duke 69, Georgia Southern 42

GEORGIA STATE.....1-1
Home 0-0 • Away 0-0 • Neutral 1-1
 Jan. 12, 1980.....N.....Georgia State 68, Duke 57
 Mar. 23, 2003.....N.....#2/1 Duke 66, Georgia State 48

GEORGIA TECH.....60-9
Home 28-3 • Away 26-6 • Neutral 6-0

Jan. 13, 1979.....H.....Duke 70, Georgia Tech 55
 Jan. 21, 1980.....A.....Duke 72, Georgia Tech 71
 Feb. 6, 1981.....H.....Duke 74, Georgia Tech 51
 Nov. 27, 1981.....H.....Duke 62, Georgia Tech 50
 Feb. 6, 1982.....A.....Georgia Tech 64, Duke 61
 Jan. 3, 1983.....A.....Duke 55, Georgia Tech 43
 Jan. 31, 1983.....H.....Duke 80, Georgia Tech 40
 Jan. 7, 1984.....A.....Duke 85, Georgia Tech 72
 Feb. 11, 1984.....H.....Duke 69, Georgia Tech 61
 Jan. 12, 1985.....A.....Duke 65, Georgia Tech 58
 Jan. 25, 1985.....H.....Duke 75, Georgia Tech 67
 Jan. 11, 1986.....A.....Duke 78, Georgia Tech 69
 Jan. 25, 1986.....H.....#18/- Duke 77, Georgia Tech 61
 Jan. 26, 1987.....H.....Duke 85, Georgia Tech 66
 Feb. 7, 1987.....A.....Duke 86, Georgia Tech 72
 Jan. 15, 1988.....H.....#11/11 Duke 77, Georgia Tech 71 (OT)
 Jan. 30, 1988.....A.....#17/17 Duke 80, Georgia Tech 71
 Jan. 28, 1989.....H.....Georgia Tech 97, Duke 94 (OT)
 Feb. 25, 1989.....A.....Duke 78, Georgia Tech 71
 Jan. 13, 1990.....H.....Duke 72, Georgia Tech 68
 Jan. 27, 1990.....A.....Georgia Tech 78, Duke 74
 Jan. 26, 1991.....A.....Duke 93, Georgia Tech 79
 Feb. 24, 1991.....H.....Duke 89, Georgia Tech 76
 Jan. 3, 1992.....H.....Duke 80, Georgia Tech 76
 Mar. 2, 1992.....A.....Georgia Tech 75, Duke 53
 Jan. 29, 1993.....H.....Georgia Tech 86, Duke 80 (OT)
 Feb. 26, 1993.....A.....Georgia Tech 72, Duke 67
 Jan. 14, 1994.....H.....Duke 77, Georgia Tech 59
 Feb. 27, 1994.....A.....Georgia Tech 61, Duke 56
 Jan. 18, 1995.....A.....#25/- Duke 80, Georgia Tech 71
 Feb. 18, 1995.....H.....#22/25 Duke 77, Georgia Tech 68
 Jan. 17, 1996.....H.....#13/16 Duke 78, Georgia Tech 66
 Feb. 17, 1996.....A.....#14/13 Duke 70, Georgia Tech 55
 Dec. 12, 1996.....H.....#17/16 Duke 74, Georgia Tech 65
 Jan. 27, 1997.....A.....#22/21 Duke 83, Georgia Tech 58
 Jan. 4, 1998.....H.....#23/22 Duke 87, Georgia Tech 56
 Feb. 5, 1998.....A.....#14/16 Duke 58, Georgia Tech 55
 Feb. 27, 1998.....N.....#8/10 Duke 100, Georgia Tech 56
 Jan. 7, 1999.....H.....#13/17 Duke 113, Georgia Tech 46
 Feb. 7, 1999.....A.....#9/11 Duke 74, Georgia Tech 73
 Jan. 9, 2000.....A.....#14/10 Duke 64, Georgia Tech 45
 Feb. 11, 2000.....H.....#14/12 Duke 83, Georgia Tech 51
 Mar. 5, 2000.....N.....#12/10 Duke 77, Georgia Tech 56
 Jan. 11, 2001.....H.....#5/5 Duke 86, Georgia Tech 83
 Feb. 12, 2001.....A.....#4/4 Duke 74, Georgia Tech 54
 Dec. 30, 2001.....A.....#9/9 Duke 76, Georgia Tech 60
 Jan. 31, 2002.....H.....#5/5 Duke 86, Georgia Tech 50
 Jan. 13, 2003.....A.....#1/1 Duke 79, Georgia Tech 59
 Feb. 13, 2003.....H.....#2/2 Duke 82, Georgia Tech 43
 Mar. 9, 2003.....N.....#2/2 Duke 76, Georgia Tech 52
 Jan. 8, 2004.....A.....#1/2 Duke 77, Georgia Tech 45
 Feb. 7, 2004.....H.....#2/2 Duke 81, Georgia Tech 41
 Jan. 17, 2005.....H.....#1/1 Duke 82, Georgia Tech 59
 Feb. 20, 2005.....A.....#3/4 Duke 73, Georgia Tech 55
 Jan. 11, 2006.....A.....#2/2 Duke 67, Georgia Tech 59
 Jan. 10, 2007.....H.....#3/3 Duke 83, Georgia Tech 51
 Jan. 24, 2008.....A.....#10/10 Duke 73, #23/23 Georgia Tech 47

Jan. 25, 2009.....H.....#4/8 Duke 60, Georgia Tech 34
 Feb. 19, 2010.....A.....#8/7 Duke 64, #19/- Georgia Tech 50
 Mar. 6, 2010.....N.....#9/8 Duke 67, Georgia Tech 55
 Jan. 21, 2011.....H.....#3/3 Duke 69, Georgia Tech 32
 Mar. 5, 2011.....N.....#8/7 Duke 74, Georgia Tech 66
 Jan. 18, 2012.....A.....#5/5 Duke 79, Georgia Tech 62
 Dec. 6, 2012.....H.....#434 Duke 85, Georgia Tech 52
 Jan. 5, 2014.....A.....#3/3 Duke 64, Georgia Tech 47
 Mar. 7, 2014.....N.....#7/8 Duke 82, Georgia Tech 52
 Feb. 26, 2015.....A.....Georgia Tech 71, Duke 62
 Feb. 21, 2016.....H.....Georgia Tech 64, Duke 59
 Jan. 5, 2017.....A.....Duke 75, Georgia Tech 68

GUILFORD.....2-0
Home 1-0 • Away 1-0 • Neutral 0-0
 Dec. 4, 1978.....H.....Duke 82, Guilford 48
 Feb. 19, 1980.....A.....Duke 82, Guilford 69

GRAND CANYON.....1-0
Home 1-0 • Away 0-0 • Neutral 0-0
 Nov. 17, 2016.....H.....Duke 90, Grand Canyon 47

HAMPTON.....6-0
Home 3-0 • Away 0-0 • Neutral 3-0
 Dec. 8, 1998.....N.....#16/15 Duke 83, Hampton 47
 Nov. 28, 2002.....N.....#1/1 Duke 71, Hampton 34
 Dec. 28, 2003.....N.....#4/4 Duke 90, Hampton 59
 Mar. 20, 2010.....H.....#6/6 Duke 72, Hampton 37
 Mar. 24, 2013.....H.....#5/5 Duke 67, Hampton 51
 Mar. 18, 2017.....H.....#9/9 Duke 94, Hampton 31

HARTFORD.....0-1
Home 0-0 • Away 0-0 • Neutral 0-1
 Nov. 21, 2008.....N.....Hartford 53, #6/5 Duke 51

HARVARD.....3-0
Home 2-0 • Away 1-0 • Neutral 0-0
 Dec. 21, 1987.....H.....#10/13 Duke 86, Harvard 61
 Dec. 1, 1990.....H.....Duke 90, Harvard 76
 Dec. 1, 1991.....A.....Duke 86, Harvard 63

HOFSTRA.....2-0
Home 0-0 • Away 1-0 • Neutral 1-0
 Dec. 27, 1986.....A.....Duke 82, Hofstra 69
 Dec. 28, 1989.....N.....Duke 86, Hofstra 48

HOLY CROSS.....4-0
Home 2-0 • Away 1-0 • Neutral 1-0
 Mar. 13, 1999.....H.....#10/11 Duke 79, Holy Cross 51
 Jan. 4, 2005.....H.....#2/2 Duke 101, Holy Cross 42
 Jan. 16, 2006.....A.....#2/2 Duke 84, Holy Cross 36
 Mar. 18, 2007.....N.....#1/1 Duke 81, Holy Cross 44

HOUSTON.....2-0
Home 1-0 • Away 1-0 • Neutral 0-0
 Nov. 19, 2006.....H.....#6/5 Duke 81, Houston 35
 Dec. 28, 2007.....A.....#13/14 Duke 84, Houston 68

HOUSTON BAPTIST.....1-0
Home 0-0 • Away 1-0 • Neutral 0-0
 Nov. 13, 2009.....A.....#6/6 Duke 104, Houston Baptist 35

HOWARD.....2-0
Home 2-0 • Away 0-0 • Neutral 0-0
 Nov. 30, 1987.....A.....#18/18 Duke 83, Howard 71
 Dec. 6, 2002.....A.....#1/1 Duke 128, Howard 53

IDAHO.....1-0
Home 0-0 • Away 0-0 • Neutral 1-0
 Nov. 26, 2015.....N.....#15/12 Duke 74, Idaho 68

ILLINOIS.....0-3
Home 0-0 • Away 0-1 • Neutral 0-2
 Nov. 25, 1989.....N..... Illinois 68, Duke 63
 Mar. 16, 1997.....A..... #16/19 Illinois 85, Duke 67
 Nov. 30, 1997.....N..... #8/8 Illinois 77, Duke 65

ILLINOIS STATE.....1-0
Home 1-0 • Away 0-0 • Neutral 0-0
 Nov. 30, 1996.....H..... #16/17 Duke 85, Illinois State 58

IONA.....1-0
Home 1-0 • Away 0-0 • Neutral 0-0
 Nov. 18, 2012.....H..... #3/3 Duke 100, Iona 31

IOWA.....1-0
Home 1-0 • Away 0-0 • Neutral 0-0
 Dec. 4, 2008.....H..... #12/14 Duke 71, Iowa 47

IOWA STATE.....3-0
Home 1-0 • Away 0-0 • Neutral 2-0
 Dec. 30, 2000.....H..... #6/5 Duke 81, #5/6 Iowa State 63
 Dec. 29, 2002.....N..... #1/1 Duke 88, Iowa State 59
 Nov. 27, 2015.....N..... #15/12 Duke 86, Iowa State 48

INDIANA STATE.....2-0
Home 2-0 • Away 0-0 • Neutral 0-0
 Dec. 30, 1985.....H..... Duke 94, Indiana State 40
 Dec. 4, 1994.....H..... Duke 100, Indiana State 66

JACKSONVILLE STATE.....1-0
Home 1-0 • Away 0-0 • Neutral 0-0
 Dec. 15, 2004.....H..... #3/4 Duke 99, Jacksonville State 36

JAMES MADISON.....6-1
Home 4-0 • Away 1-0 • Neutral 1-1
 Jan. 15 1982.....N..... James Madison 76, Duke 75
 Mar. 9, 1982.....H..... Duke 63, James Madison 60
 Dec. 3, 1988.....H..... Duke 80, James Madison 79
 Dec. 28, 1994.....N..... Duke 75, James Madison 63
 Mar. 16, 1996.....H..... #13/13 Duke 85, James Madison 53
 Dec. 18, 2009.....H..... #7/8 Duke 79, #24/25 James Madison 65
 Nov. 30, 2010.....A..... #5/5 Duke 75, James Madison 58

KANSAS.....1-0
Home 0-0 • Away 0-0 • Neutral 1-0
 Nov. 30, 2013.....N..... #2/2 Duke 73, Kansas 40

KANSAS STATE.....1-0
Home 0-0 • Away 0-0 • Neutral 1-0
 Nov. 27, 2004.....N..... #3/3 Duke 63, #16/16 Kansas State 51

KENT STATE.....2-0
Home 0-0 • Away 0-0 • Neutral 2-0
 Dec. 29, 1991.....N..... Duke 84, Kent State 79
 Dec. 28, 1997.....N..... #23/22 Duke 69, Kent State 57

KENTUCKY.....6-2
Home 3-0 • Away 1-2 • Neutral 2-0
 Dec. 30, 1986.....N..... Duke 68, Kentucky 63
 Dec. 29, 1995.....N..... #16/16 Duke 73, Kentucky 54
 Jan. 4, 2011.....H..... #3/3 Duke 54, #10/10 Kentucky 48
 Dec. 8, 2012.....A..... #10/10 Kentucky 72, #6/5 Duke 65
 Dec. 22, 2013.....A..... #3/3 Duke 69, #5/6 Kentucky 61
 Dec. 21, 2014.....H..... #13/13 Duke 89, #8/8 Kentucky 68
 Dec. 20, 2015.....A..... #8/8 Kentucky 71, #13/11 Duke 61
 Dec. 29, 2016.....H..... #15/17 Duke 69, #17/23 Kentucky 54

LASALLE.....0-1
Home 0-0 • Away 0-1 • Neutral 0-0
 Nov. 22, 1980.....A..... LaSalle 91, Duke 74

LIBERTY.....5-0
Home 3-0 • Away 1-0 • Neutral 1-0
 Dec. 21, 1999.....N..... #18/15 Duke 66, Liberty 45
 Dec. 20, 2001.....H..... #9/9 Duke 95, Liberty 53
 Dec. 12, 2004.....H..... #3/4 Duke 83, Liberty 48
 Dec. 17, 2015.....H..... #13/11 Duke 79, Liberty 41
 Nov. 11, 2016.....A..... Duke 98, Liberty 38

LONG BEACH STATE.....1-0
Home 0-0 • Away 1-0 • Neutral 0-0
 Nov. 25, 2016.....A..... Duke 83, Long Beach State 46

LONGWOOD.....1-0
Home 1-0 • Away 0-0 • Neutral 0-0
 Nov. 15, 2016.....H..... Duke 105, Longwood 48

LOUISIANA STATE.....3-2
Home 1-0 • Away 0-0 • Neutral 2-2
 Mar. 25, 2000.....N... #15/12 Louisiana State 79, #7/10 Duke 66
 Nov. 11, 2000.....N..... #5/5 Duke 56, #7/8 Louisiana State 45
 Mar. 28, 2005.....N..... #2/4 Louisiana State 59, #7/8 Duke 49
 Apr. 2, 2006.....N..... #4/4 Duke 84, #5/5 Louisiana State 45
 Mar. 22, 2010.....H..... #6/6 Duke 60, #21/-- Louisiana State 52

LOUISIANA TECH.....2-0
Home 0-0 • Away 0-0 • Neutral 2-0
 Dec. 2, 2001.....N..... #14/12 Duke 76, #6/5 Louisiana Tech 64
 Mar. 28, 2004.....N..... #1/1 Duke 63, #7/5 Louisiana Tech 49

LOUISVILLE.....3-2
Home 3-0 • Away 0-1 • Neutral 0-1
 Nov. 24, 1990.....N..... Louisville 73, Duke 66
 Mar. 16, 1998.....H..... #8/9 Duke 69, Louisville 53
 Feb. 2, 2015.....H..... #15/15 Duke 66, #8/8 Louisville 58
 Jan. 10, 2016.....A..... Louisville 65, #18/16 Duke 48
 Jan. 2, 2017.....H..... #13/17 Duke 58, #8/8 Louisville 55

LOYOLA (MARYLAND).....3-0
Home 2-0 • Away 1-0 • Neutral 0-0
 Feb. 5, 1992.....H..... Duke 109, Loyola 59
 Jan. 6, 1993.....H..... Duke 61, Loyola 52
 Nov. 29, 1993.....A..... Duke 76, Loyola 67

LOYOLA MARYMOUNT.....1-0
Home 0-0 • Away 1-0 • Neutral 0-0
 Dec. 29, 2003.....A..... #4/4 Duke 81, Loyola Marymount 53

MAINE.....2-0
Home 1-0 • Away 1-0 • Neutral 0-0
 Nov. 16, 2008.....H..... #8/8 Duke 98, Maine 31
 Dec. 21, 2009.....A..... #8/8 Duke 75, Maine 34

MANHATTAN.....5-1
Home 4-0 • Away 1-1 • Neutral 0-0
 Jan. 8, 1981.....H..... Duke 74, Manhattan 54
 Jan. 6, 1983.....A..... Manhattan 69, Duke 64
 Mar. 11, 1987.....H..... Duke 70, Manhattan 55
 Jan. 1, 1995.....H..... Duke 101, Manhattan 71
 Dec. 20, 1995.....A..... #16/18 Duke 73, Manhattan 61
 Dec. 21, 1996.....H..... #15/14 Duke 85, Manhattan 36

MARIST.....2-0
Home 1-0 • Away 0-0 • Neutral 1-0
 Nov. 17, 2006.....H..... #6/5 Duke 71, Marist 50
 Mar. 21, 2011.....N..... #6/6 Duke 71, #19/17 Marist 66

MARQUETTE.....5-0
Home 3-0 • Away 1-0 • Neutral 1-0
 Nov. 29, 1998.....H..... #20/15 Duke 91, Marquette 60
 Mar. 23, 2004.....H..... #1/1 Duke 76, Marquette 67

Nov. 27, 2009.....N..... #10/12 Duke 74, Marquette 43
 Nov. 24, 2013.....A..... #2/2 Duke 78, Marquette 61
 Nov. 23, 2015.....H..... #7/7 Duke 83, Marquette 51

MARSHALL.....0-1
Home 0-1 • Away 0-0 • Neutral 0-0
 Nov. 21, 1981.....H..... Marshall 58, Duke 57

MARS HILL.....2-0
Home 2-0 • Away 0-0 • Neutral 0-0
 Nov. 27, 1983.....H..... Duke 90, Mars Hill 47
 Nov. 28, 1984.....H..... Duke 93, Mars Hill 60

MARYLAND.....41-40
Home 23-13 • Away 14-19 • Neutral 4-8
 Jan. 14, 1978.....H..... #7 Maryland 117, Duke 47
 Feb. 9, 1978.....N..... #7 Maryland 103, Duke 39
 Jan. 18, 1979.....H..... #3 Maryland 82, Duke 55
 Jan. 18, 1980.....H..... #15 Maryland 82, Duke 63
 Jan. 10, 1981.....A..... #17 Maryland 85, Duke 68
 Feb. 12, 1981.....N..... #12 Maryland 72, Duke 49
 Jan. 3, 1982.....H..... #12 Maryland 65, Duke 52
 Jan. 18, 1983.....H..... #3 Maryland 72, Duke 49
 Feb. 13, 1983.....A..... #8 Maryland 69, Duke 68
 Dec. 10, 1983.....A..... #8 Maryland 81, Duke 54
 Feb. 8, 1984.....H..... #17 Maryland 64, Duke 63
 Dec. 8, 1984.....H..... Duke 68, Maryland 58
 Feb. 6, 1985.....A..... Duke 63, Maryland 60
 Dec. 7, 1985.....A..... Maryland 74, Duke 60
 Feb. 22, 1986.....H..... Maryland 72, #18/21 Duke 67
 Dec. 12, 1986.....A..... #16/17 Maryland 65, Duke 64
 Jan. 17, 1987.....H..... #11/11 Duke 70, #-/22 Maryland 63
 Feb. 28, 1987.....N..... Maryland 64, Duke 62
 Jan. 9, 1988.....A..... #15/14 Maryland 83, #9/8 Duke 73
 Feb. 13, 1988.....H..... Duke 81, #11/12 Maryland 73
 Jan. 14, 1989.....H..... #8/8 Maryland 87, #-/23 Duke 86
 Feb. 4, 1989.....A..... #6/4 Maryland 100, Duke 64
 Jan. 5, 1990.....A..... Maryland 68, Duke 60
 Feb. 18, 1990.....H..... Maryland 62, Duke 58
 Jan. 21, 1991.....H..... Maryland 74, Duke 63
 Feb. 1, 1991.....A..... Duke 45, Maryland 44
 Jan. 24, 1992.....H..... #1/1 Maryland 80, Duke 54
 Feb. 22, 1992.....A..... #4/5 Maryland 74, Duke 69
 Jan. 16, 1993.....H..... #3/9 Maryland 82, Duke 51
 Feb. 5, 1993.....A..... #7/9 Maryland 71, Duke 90
 Feb. 5, 1994.....A..... Maryland 67, Duke 50
 Feb. 18, 1994.....H..... Duke 62, Maryland 60
 Mar. 5, 1994.....N..... Maryland 60, Duke 45
 Jan. 8, 1995.....A..... Duke 80, Maryland 62
 Feb. 7, 1995.....H..... #21/ 25 Duke 67, Maryland 53
 Jan. 11, 1996.....H..... #16/16 Duke 57, Maryland 53
 Feb. 5, 1996.....A..... Maryland 63, #14/11 Duke 52
 Jan. 12, 1997.....A..... Maryland 68, #14/14 Duke 64
 Feb. 9, 1997.....H..... #20/20 Duke 66, Maryland 57
 Feb. 28, 1997.....N..... #25/22 Duke 60, Maryland 52 (OT)
 Dec. 22, 1997.....H..... #23/18 Duke 65, Maryland 48
 Jan. 30, 1998.....A..... Maryland 54, #13/15 Duke 53
 Jan. 2, 1999.....A..... #17/19 Duke 90, Maryland 61
 Feb. 1, 1999.....H..... #9/11 Duke 72, Maryland 54
 Jan. 3, 2000.....A..... #15/11 Duke 79, Maryland 61
 Feb. 3, 2000.....H..... Maryland 63, #12/10 Duke 62
 Jan. 14, 2001.....A..... #5/5 Duke 75, Maryland 64
 Feb. 15, 2001.....H..... #4/4 Duke 75, Maryland 54
 Jan. 2, 2002.....H..... #11/10 Duke 90, Maryland 74
 Feb. 2, 2002.....A..... #5/5 Duke 66, Maryland 55
 Jan. 23, 2003.....H..... #1/1 Duke 101, Maryland 52
 Feb. 24, 2003.....A..... #2/2 Duke 97, Maryland 55
 Jan. 22, 2004.....H..... #1/1 Duke 78, Maryland 48
 Feb. 22, 2004.....A..... #4/4 Duke 72, Maryland 59
 Mar. 7, 2004.....N..... #1/1 Duke 70, Maryland 63

Jan. 27, 2005..... H..... #3/4 Duke 60, #20/22 Maryland 57
 Feb. 13, 2005..... A..... #3/4 Duke 60, #19/21 Maryland 49
 Mar. 6, 2005..... N..... #6/6 Duke 74, #25/-- Maryland 44
 Jan. 8, 2006..... A..... #2/2 Duke 86, #6/6 Maryland 68
 Feb. 13, 2006..... H..... #1/2 Duke 90, #4/6 Maryland 80
 Mar. 4, 2006..... N..... #4/4 Maryland 78, #2/2 Duke 70
 Apr. 4, 2006..... N..... #3/3 Maryland 78 (OT), #4/4 Duke 75
 Jan. 12, 2007..... H..... #3/3 Duke 81, #1/1 Maryland 62
 Feb. 18, 2007..... A..... #1/1 Duke 69, #6/6 Maryland 57
 Jan. 14, 2008..... A..... #4/4 Maryland 85, #10/13 Duke 70
 Feb. 17, 2008..... H..... #4/5 Maryland 76, #12/12 Duke 69
 Mar. 8, 2008..... N..... #12/11 Duke 74, # 5/4 Maryland 63
 Jan. 12, 2009..... H..... #5/10 Duke 68, #14/15 Maryland 65
 Feb. 22, 2009..... A..... #9/7 Maryland 77, #7 Duke 59
 Mar. 8, 2009..... N..... #4/4 Maryland 92, Duke 89 (OT)
 Jan. 24, 2010..... A..... #6/7 Duke 58, Maryland 57
 Feb. 21, 2010..... H..... #8/7 Duke 71, Maryland 59
 Mar. 5, 2010..... N..... #9/8 Duke 66, Maryland 64
 Jan. 6, 2011..... H..... #3/3 Duke 71, #14/15 Maryland 64
 Feb. 17, 2011..... A..... #16/17 Maryland 69, #7/7 Duke 47
 Jan. 22, 2012..... H..... #5/5 Duke 80, #8/7 Maryland 72
 Feb. 19, 2012..... A..... 8/7 Maryland 63, #5/5 Duke 61
 Feb. 11, 2013..... H..... #5/4 Duke 71, #7/7 Maryland 56
 Feb. 24, 2013..... A..... #5/4 Duke 75, #8/8 Maryland 59
 Feb. 17, 2014..... H..... #7/7 Duke 84, #8/9 Maryland 63
 Mar. 28, 2015..... N..... #4/3 Maryland 65, #16/16 Duke 55

MCNEESE STATE 1-0
Home 1-0 • Away 0-0 • Neutral 0-0
 Dec. 11, 1993..... H..... Duke 103, McNeese State 50

MARYLAND-EASTERN SHORE 1-0
Home 1-0 • Away 0-0 • Neutral 0-0
 Nov. 23, 1985..... H..... Duke 85, Md-Eastern Shore 58

UMASS 1-0
Home 1-0 • Away 0-0 • Neutral 0-0
 Dec. 14, 2015..... H..... #13/11 Duke 70, UMass 46

UMASS- LOWELL 1-0
Home 1-0 • Away 0-0 • Neutral 0-0
 Dec. 19, 2014..... H..... #13/13 Duke 95, UMass Lowell 48

MIAMI (Fla.) 14-2
Home 8-0 • Away 5-2 • Neutral 1-0
 Feb. 3, 2005..... A..... #3/4 Duke 72, Miami 63
 Feb. 24, 2005..... H..... #2/3 Duke 94, Miami 61
 Feb. 19, 2006..... A..... #1/1 Duke 99, Miami 93 (2OT)
 Jan. 3, 2007..... H..... #3/3 Duke 72, Miami 42
 Jan. 5, 2008..... A..... #5/11 Duke 84, Miami 72
 Jan. 9, 2009..... H..... Duke 73, Miami 58
 Jan. 14, 2010..... A..... #7/7 Duke 81, #25/--Miami 48
 Feb. 3, 2011..... H..... #3/5 Duke 82, #18/21 Miami 58
 Feb. 24, 2012..... H..... #7/7 Duke 74, #5/5 Miami 64
 Jan. 31, 2013..... H..... #5/4 Duke 82, Miami 43
 Feb. 28, 2013..... A..... Miami 69, #5/4 Duke 65
 Jan. 20, 2014..... A..... #3/3 Duke 76, Miami 75
 Jan. 18, 2015..... H..... #14/14 Duke 68, Miami 53
 Feb. 7, 2016..... A..... #16/20 Miami 61, Duke 53
 Feb. 19, 2017..... H..... #13/14 Duke 83, #16/17 Miami 70
 March 4, 2017..... N..... Duke 57, #16/16 Miami 52

MIAMI (OHIO) 1-0
Home 1-0 • Away 0-0 • Neutral 0-0
 Dec. 5, 1993..... H..... Duke 98, Miami (Ohio) 54

MICHIGAN 4-0
Home 2-0 • Away 2-0 • Neutral 0-0
 Dec. 7, 1997..... H..... #15/17 Duke 64, Michigan 63
 Nov. 25, 2006..... A..... #5/5 Duke 92, Michigan 47

Dec. 7, 2008..... H..... #12/14 Duke 60, Michigan 45
 Nov. 28, 2012..... A..... #4/4 Duke 71, Michigan 54

MICHIGAN STATE 2-1
Home 1-0 • Away 0-1 • Neutral 1-0

Dec. 4, 1995..... H..... Duke 67, Michigan State 52
 Mar. 26, 2006..... N..... #4/4 Duke 86, #16/17 Michigan State 61
 Mar. 24, 2009..... A..... Michigan State 63, #6/14 Duke 49

MIDDLE TENNESSEE ST. 1-0
Home 1-0 • Away 0-0 • Neutral 0-0
 Mar. 14, 1998..... H..... #8/9 Duke 92, Mid Tennessee State 67

MINNESOTA 1-1
Home 1-0 • Away 0-0 • Neutral 0-1
 Mar. 30, 2004..... N..... #24/20 Minnesota 82, #1/1 Duke 75
 Dec. 03, 2015..... H..... #14/13 Duke 84, Minnesota. 64

MISSISSIPPI STATE 2-0
Home 1-0 • Away 0-0 • Neutral 1-0
 Nov. 25, 1995..... N..... #22/19 Duke 72, Mississippi State 67
 Mar. 22, 2015..... H..... #16/16 Duke 64, #12/14 Mississippi State 56

MONMOUTH 1-0
Home 1-0 • Away 0-0 • Neutral 0-0
 Dec. 30, 2012..... H..... #4/4 Duke 72, Monmouth 32

MONTANA 1-0
Home 0-0 • Away 0-0 • Neutral 1-0
 Nov. 26, 1994..... N..... Duke 89, Montana 49

MORGAN STATE 1-0
Home 1-0 • Away 0-0 • Neutral 0-0
 Nov. 26, 1993..... H..... Duke 116, Morgan State 63

MURRAY STATE 1-0
Home 0-0 • Away 0-0 • Neutral 1-0
 Mar. 23, 2008..... N..... #9/10 Duke 78, Murray State 57

NEBRASKA 1-1
Home 0-0 • Away 0-1 • Neutral 1-0
 Mar. 31, 2013..... N..... #5/5 Duke 53, #24/25 North Carolina 45
 Dec. 3, 2014..... A..... #12/15 Nebraska 60, #9/8 Duke 54

NEW HAMPSHIRE 1-0
Home 1-0 • Away 0-0 • Neutral 0-0
 Dec. 1, 1989..... H..... Duke 82, New Hampshire 47

NORFOLK STATE 1-0
Home 0-0 • Away 0-0 • Neutral 1-0
 Mar. 15, 2002..... N..... #3/3 Duke 95, Norfolk State 48

NORTHEASTERN 2-0
Home 2-0 • Away 0-0 • Neutral 0-0
 Dec. 4, 1992..... H..... Duke 64, Northeastern 53
 Nov. 11, 2006..... H..... #6/6 Duke 102, Northeastern 49

NORTHWESTERN STATE 2-1
Home 1-0 • Away 1-0 • Neutral 0-1
 Mar. 21, 1986..... N..... Northwestern State 89, Duke 88
 Dec. 20, 2003..... A..... #3/4 Duke 105, Northwestern State 53
 Mar. 21, 2004..... H..... #1/1 Duke 103, Northwestern State 51

NORTH CAROLINA 46-49
Home 25-15 • Away 14-27 • Neutral 7-7
 Jan. 13, 1976..... A..... North Carolina 85, Duke 53
 Jan. 24, 1978..... A..... North Carolina 87, Duke 68
 Feb. 24, 1978..... H..... North Carolina 80, Duke 72
 Dec. 7, 1978..... H..... North Carolina 82, Duke 65
 Feb. 20, 1979..... A..... North Carolina 69, Duke 54

Dec. 6, 1979..... A..... North Carolina 91, Duke 58
 Feb. 8, 1980..... N..... North Carolina 85, Duke 63
 Feb. 14, 1980..... H..... Duke 66, North Carolina 61
 Feb. 22, 1980..... N..... North Carolina 83, Duke 59
 Jan. 29, 1981..... H..... North Carolina 77, Duke 65
 Feb. 18, 1981..... A..... North Carolina 77, Duke 47
 Dec. 3, 1981..... H..... North Carolina 73, Duke 47
 Jan. 19, 1982..... A..... North Carolina 93, Duke 59
 Jan. 11, 1983..... H..... #20 North Carolina 84, Duke 68
 Feb. 17, 1983..... A..... #20 North Carolina 82, Duke 65
 Jan. 11, 1984..... A..... North Carolina 72, Duke 63
 Feb. 16, 1984..... H..... Duke 80, #16 North Carolina 67
 Jan. 8, 1985..... H..... Duke 63, #19/18 North Carolina 62
 Feb. 12, 1985..... A..... #13/13 North Carolina 88, Duke 68
 Jan. 7, 1986..... H..... Duke 79, #19/18 North Carolina 78
 Feb. 12, 1986..... A..... #18/ _ Duke 86, #13/13 North Carolina 79
 Jan. 7, 1987..... A..... North Carolina 76, #--/25 Duke 68
 Feb. 23, 1987..... H..... North Carolina 83, Duke 67
 Jan. 27, 1988..... H..... North Carolina 66, #17/17 Duke 55
 Feb. 20, 1988..... A..... North Carolina 68, Duke 64
 Jan. 10, 1989..... A..... #--/ 23 North Carolina 93, Duke 92 (OT)
 Feb. 15, 1989..... H..... Duke 74, North Carolina 72
 Jan. 20, 1990..... H..... Duke 90, North Carolina 88
 Feb. 21, 1990..... A..... North Carolina 58, Duke 56
 Jan. 15, 1991..... H..... Duke 78, North Carolina 72
 Feb. 19, 1991..... A..... Duke 59, North Carolina 54
 Jan. 15, 1992..... A..... North Carolina 58, Duke 54
 Feb. 12, 1992..... H..... #24/24 North Carolina 69, Duke 64
 Jan. 19, 1993..... A..... #20/20 North Carolina 66, Duke 54
 Feb. 23, 1993..... H..... #18/18 North Carolina 84, Duke 63
 Jan. 19, 1994..... H..... #7/7 North Carolina 79, Duke 68
 Feb. 22, 1994..... A..... #5/5 North Carolina 70, Duke 58
 Jan. 25, 1995..... H..... #21/-- Duke 74, #3/3 North Carolina 72
 Feb. 25, 1995..... A..... #12/12 North Carolina 82, #19/22 Duke 57
 Mar. 5, 1995..... N..... #12/12 North Carolina 95, #22/25 Duke 70
 Jan. 24, 1996..... A..... #12/13 Duke 86, North Carolina 85
 Feb. 23, 1996..... H..... #12/12 Duke 61, North Carolina 58
 Jan. 18, 1997..... H..... #10/10 North Carolina 87, #19/18 Duke 73
 Feb. 21, 1997..... A..... #4/5 North Carolina 81, #22/19 Duke 61
 Mar. 1, 1997..... N..... #5/6 North Carolina 66, #25/22 Duke 55
 Jan. 12, 1998..... A..... #8/7 North Carolina 83, #25/23 Duke 74
 Feb. 12, 1998..... H..... #13/14 Duke 83, #5/5 North Carolina 70
 Feb. 28, 1998..... N..... #9/10 North Carolina 56, #8/10 Duke 52
 Jan. 22, 1999..... A..... #11/15 Duke 93, #7/6 North Carolina 71
 Feb. 21, 1999..... H..... #8/9 Duke 88, #13/12 North Carolina 78
 Jan. 27, 2000..... H..... #9/8 Duke 101, North Carolina 58
 Feb. 27, 2000..... A..... North Carolina 73, #9/9 Duke 64
 Mar. 6, 2000..... N..... #11/9 Duke 79, North Carolina 76
 Jan. 25, 2001..... A..... #4/4 Duke 92, North Carolina 85 (OT)
 Feb. 26, 2001..... H..... #4/4 Duke 72, North Carolina 67
 Jan. 24, 2002..... H..... #5/6 Duke 102, #21/20 North Carolina 82
 Feb. 24, 2002..... A..... #4/4 Duke 90, #19/20 North Carolina 75
 Mar. 4, 2002..... N..... #3/3 Duke 87, #16/19 North Carolina 80
 Jan. 20, 2003..... A..... #1/1 Duke 78, #8/10 North Carolina 67 (OT)
 Feb. 20, 2003..... H..... #2/2 Duke 97, #6/6 North Carolina 63
 Mar. 10, 2003..... N..... #2/2 Duke 77, #11/9 North Carolina 59
 Jan. 11, 2004..... H..... #1/2 Duke 79, #13/13 North Carolina 57
 Feb. 14, 2004..... A..... #4/4 Duke 89, #15/14 North Carolina 79
 Mar. 8, 2004..... N..... #1/2 Duke 63, #9/10 North Carolina 47
 Jan. 24, 2005..... A..... #12/16 North Carolina 56, #1/4 Duke 51
 Feb. 27, 2005..... H..... #8/4 North Carolina 77, #2/3 Duke 68
 Mar. 7, 2005..... N..... #4/3 North Carolina 88, #6/6 Duke 67
 Jan. 29, 2006..... H..... #3/2 North Carolina 74, #2/1 Duke 70
 Feb. 25, 2006..... A..... #2/2 North Carolina 77, #1/1 Duke 65
 Feb. 8, 2007..... A..... #1/1 Duke 64, #2/2 North Carolina 53
 Feb. 25, 2007..... H..... #1/1 Duke 67, #4/4 North Carolina 62
 Feb. 4, 2008..... H..... #3/3 North Carolina 93, #11/11 Duke 76
 Mar. 2, 2008..... A..... #2/2 North Carolina 82, #12/11 Duke 51
 Mar. 9, 2008..... N..... #2/2 North Carolina 86, #12/11 Duke 73
 Feb. 9, 2009..... A..... #8/9 North Carolina 75, #4/7 Duke 60

Mar. 1, 2009.....H.....#10/11 Duke 81, #9/10 N. Carolina 79 (OT)
 Feb. 8, 2010.....H.....#8/6 Duke 79, #18/15 North Carolina 51
 Feb. 28, 2010.....A.....#6/6 North Carolina 64, Duke 54
 Feb. 7, 2011.....A.....#13/12 North Carolina 62, #5/5 Duke 60
 Feb. 27, 2011.....H.....#9/9 Duke 66, #13/16 North Carolina 58
 Mar. 6, 2011.....N.....#8/7 Duke 81, #19/19 North Carolina 66
 Feb. 6, 2012.....H.....#5/6 Duke 96, #22/24 North Carolina 56
 Feb. 26, 2012.....A.....#7/7 Duke 69, North Carolina 63
 Feb. 3, 2013.....A.....#5/4 Duke 84, #11/18 North Carolina 63
 Mar. 3, 2013.....H.....#5/4 Duke 65, #15/17 North Carolina 58
 Mar. 10, 2013.....N.....#6/6 Duke 92, #15/17 North Carolina 73
 Feb. 10, 2014.....H.....#17/11 North Carolina 89, #3/5 Duke 78
 Mar. 2, 2014.....A.....#14/11 North Carolina 64, #7/8 Duke 60
 Mar. 8, 2014.....N.....#7/8 Duke 66, #13/12 North Carolina 61
 Jan. 25, 2015.....A.....#15/13 Duke 74, #12/11 North Carolina 67(OT)
 Mar. 1, 2015.....H.....#16/17 Duke 81, #15/11 UNC 80
 Jan. 24, 2016.....H.....Duke 71, UNC 55
 Feb. 28, 2016.....A.....Duke 93, UNC 57
 Jan. 12, 2017.....H.....#12/15 Duke 70, UNC 58
 Feb. 26, 2017.....A.....Duke 95, UNC 71

N.C. A&T.....2-0
Home 2-0 • Away 0-0 • Neutral 0-0
 Feb. 27, 1984.....H.....Duke 78, N.C. A&T 39
 Jan. 2, 2015.....H.....#10/12 Duke 87, N.C. A&T 36

N.C. CENTRAL.....5-3
Home 5-2 • Away 0-1 • Neutral 0-0
 Jan. 15, 1976.....H.....N.C. Central 64, Duke 36
 Jan. 26, 1976.....H.....N.C. Central 44, Duke 43
 Feb. 12, 1977.....A.....N.C. Central 52, Duke 47
 Feb. 16, 1977.....H.....Duke 58, N.C. Central 53
 Nov. 26, 1983.....H.....Duke 103, N.C. Central 60
 Nov. 20, 1984.....H.....Duke 109, N.C. Central 53
 Jan. 3, 2008.....H.....#12/13 Duke 82, N.C. Central 29
 Dec. 28, 2009.....H.....#8/11 Duke 117, N.C. Central 28

N.C. STATE35-42
Home 18-16 • Away 13-21 • Neutral 4-5
 Jan. 29, 1976.....H.....#14 N.C. State 67, Duke 37
 Feb. 19, 1976.....A.....#9 N.C. State 78, Duke 35
 Feb. 1, 1977.....H.....#14 N.C. State 87, Duke 35
 Jan. 19, 1978.....A.....#2 N.C. State 125, Duke 43
 Feb. 2, 1978.....H.....#2 N.C. State 86, Duke 36
 Jan. 20, 1979.....H.....#7 N.C. State 99, Duke 44
 Nov. 29, 1979.....A.....#5 N.C. State 86, Duke 55
 Dec. 4, 1980.....H.....#10 N.C. State 96, Duke 78
 Dec. 8, 1981.....H.....#9 N.C. State 70, Duke 53
 Feb. 10, 1982.....A.....#8 N.C. State 81, Duke 61
 Feb. 26, 1982.....A.....#9 N.C. State 69, Duke 55
 Jan. 26, 1983.....A.....#20 N.C. State 71, Duke 55
 Feb. 22, 1983.....H.....#16 N.C. State 102, Duke 81
 Jan. 24, 1984.....H.....#20 N.C. State 86, Duke 62
 Feb. 21, 1984.....A.....Duke 74, #15 N.C. State 73 (OT)
 Mar. 2, 1984.....N.....#16 N.C. State 81, Duke 68
 Jan. 22, 1985.....A.....N.C. State 68, Duke 62
 Feb. 19, 1985.....H.....#15/15 N.C. State 73, Duke 72
 Mar. 2, 1985.....N.....#14/14 N.C. State 89, Duke 57
 Jan. 21, 1986.....H.....#20/-- Duke 70, #19/19 N.C. State 66
 Feb. 5, 1986.....A.....N.C. State 102, #17/25 Duke 86
 Jan. 21, 1987.....H.....#14/14 N.C. State 86, Duke 79
 Feb. 3, 1987.....A.....Duke 76, #13/15 N.C. State 69
 Jan. 19, 1988.....A.....N.C. State 97, #13/9 Duke 85
 Feb. 24, 1988.....H.....Duke 68, N.C. State 66
 Jan. 17, 1989.....H.....#16/14 N.C. State 75, #--/23 Duke 68
 Feb. 21, 1989.....A.....#15/14 N.C. State 92, Duke 78
 Mar. 4, 1989.....N.....#14/14 N.C. State 89, Duke 50
 Jan. 10, 1990.....H.....#8/11 N.C. State 103, Duke 87
 Feb. 7, 1990.....A.....#11/11 N.C. State 80, Duke 61
 Jan. 9, 1991.....A.....#3/4 N.C. State 96, Duke 84

Feb. 6, 1991.....H.....#3/4 N.C. State 98, Duke 63
 Jan. 7, 1992.....A.....Duke 73, #12/11 N.C. State 69
 Feb. 18, 1992.....H.....N.C. State 87, Duke 67
 Jan. 13, 1993.....A.....N.C. State 77, Duke 60
 Feb. 9, 1993.....H.....Duke 82 N.C. State 65
 Dec. 31, 1993.....H.....Duke 69, N.C. State 66
 Jan. 12, 1994.....A.....N.C. State 71, Duke 70
 Jan. 4, 1995.....H.....Duke 91, N.C. State 70
 Feb. 5, 1995.....A.....N.C. State 71, #14/21 Duke 55
 Jan. 4, 1996.....A.....#13/15 N.C. State 75, #15/14 Duke 73
 Feb. 2, 1996.....H.....#14/17 N.C. State 80, #12/11 Duke 74
 Mar. 2, 1996.....N.....#12/12 Duke 79, #19/23 N.C. State 62
 Jan. 15, 1997.....A.....#15/13 N.C. State 86, #19/18 Duke 73
 Feb. 12, 1997.....H.....#18/17 Duke 96, N.C. State 95 (OT)
 Jan. 19, 1998.....A.....#24/23 Duke 75, #8/7 N.C. State 61
 Feb. 19, 1998.....H.....#11/13 Duke 65, #10/8 N.C. State 62
 Jan. 17, 1999.....A.....#12/16 Duke 67, N.C. State 62
 Feb. 18, 1999.....H.....#8/9 Duke 75, N.C. State 67
 Jan. 20, 2000.....A.....#6/5 N.C. State 80, #9/8 Duke 75 (OT)
 Feb. 17, 2000.....H.....#14/12 Duke 70, #7/7 N.C. State 64
 Jan. 18, 2001.....H.....#5/5 Duke 62, #22/19 N.C. State 59
 Feb. 18, 2001.....A.....#24/21 N.C. State 69, #4/4 Duke 55
 Mar. 5, 2001.....N.....#5/5 Duke 57, #21/20 N.C. State 45
 Jan. 13, 2002.....A.....#7/7 Duke 73, N.C. State 68
 Feb. 18, 2002.....H.....#5/5 Duke 81, N.C. State 54
 Jan. 29, 2003.....A.....Duke 54, N.C. State 44
 Mar. 2, 2003.....H.....#2/2 Duke 86, N.C. State 60
 Jan. 30, 2004.....H.....#2/2 Duke 75, N.C. State 56
 Mar. 1, 2004.....A.....#2/3 Duke 90, N.C. State 57
 Jan. 30, 2005.....A.....#1/4 Duke 52, #25/-- N.C. State 49
 Jan. 19, 2006.....H.....#2/2 Duke 77, N.C. State 57
 Jan. 18, 2007.....A.....#1/1 Duke 65, N.C. State 51
 Mar. 3, 2007.....N.....#24/25 N.C. State 70, #1/1 Duke 65
 Jan. 20, 2008.....H.....#10/12 Duke 71, N.C. State 57
 Jan. 19, 2009.....A.....#4/10 Duke 61, N.C. State 58 (OT)
 Feb. 11, 2010.....H.....#8/7 Duke 70, N.C. State 39
 Mar. 7, 2010.....N.....#9/8 Duke 70, N.C. State 60
 Jan. 23, 2011.....A.....#3/3 Duke 65, N.C. State 64
 Jan. 8, 2012.....H.....#7/6 Duke 83, N.C. State 59
 Mar. 2, 2012.....N.....N.C. State 75, #5/5 Duke 73
 Jan. 3, 2013.....A.....#3/4 Duke 67, N.C. State 57
 Mar. 8, 2013.....N.....#6/6 Duke 70, N.C. State 58
 Feb. 20, 2014.....H.....#7/7 Duke 83, #14/16 N.C. State 70
 Feb. 22, 2015.....A.....N.C. State 72, #10/12 Duke 59
 Jan. 14, 2016.....H.....N.C. State 65, #22/19 Duke 62
 Jan. 15, 2017.....A.....#23/22 NC State 55, #12/15 Duke 52

UNC ASHEVILLE9-0
Home 6-0 • Away 3-0 • Neutral 0-0
 Dec. 8, 1979.....H.....Duke 101, UNC Asheville 53
 Jan. 31, 1981.....H.....Duke 85, UNC Asheville 54
 Feb. 13, 1982.....A.....Duke 60, UNC Asheville 45
 Feb. 17, 1986.....H.....#18/-- Duke 95, UNC Asheville 41
 Dec. 11, 1991.....H.....Duke 100, UNC Asheville 42
 Nov. 30, 1994.....H.....Duke 114, UNC Asheville 57
 Nov. 29, 1995.....A.....#19/20 Duke 95, UNC Asheville 57
 Nov. 23, 1996.....H.....#17/18 Duke 90, UNC Asheville 52
 Dec. 19, 1998.....H.....#17/19 Duke 94, UNC Asheville 27

UNC GREENSBORO10-2
Home 6-1 • Away 4-1 • Neutral 0-0
 Dec. 1, 1977.....H.....UNC Greensboro 82, Duke 57
 Jan. 26, 1978.....A.....UNC Greensboro 81, Duke 63
 Jan. 16, 1979.....A.....Duke 65, UNC Greensboro 51
 Jan. 31, 1979.....H.....Duke 64, UNC Greensboro 52
 Feb. 11, 1980.....A.....Duke 82, UNC Greensboro 74
 Dec. 14, 1991.....H.....Duke 87, UNC Greensboro 76
 Dec. 11, 1992.....A.....Duke 80, UNC Greensboro 76
 Nov. 24, 1996.....A.....#17/18 Duke 98, UNC Greensboro 68
 Nov. 19, 1997.....H.....Duke 78, UNC Greensboro 51

Nov. 15, 1999.....H.....#21/22 Duke 72, UNC Greensboro 47
 Dec. 16, 2001.....H.....#8/8 Duke 90, UNC Greensboro 58
 Nov. 18, 2007.....H.....#10/9 Duke 84, UNC Greensboro 39

UNC WILMINGTON.....8-2
Home 7-0 • Away 1-2 • Neutral 0-0
 Nov. 28, 1978.....H.....Duke 71, UNC Wilmington 61
 Feb. 5, 1980.....A.....UNC Wilmington 68, Duke 67
 Dec. 2, 1980.....H.....Duke 78, UNC Wilmington 77
 Feb. 21, 1982.....A.....UNC Wilmington 59, Duke 57
 Feb. 25, 1984.....H.....Duke 87, UNC Wilmington 69
 Feb. 23, 1985.....A.....Duke 96, UNC Wilmington 86
 Nov. 27, 1991.....H.....Duke 94, UNC Wilmington 37
 Dec. 1, 1992.....H.....Duke 88, UNC Wilmington 52
 Dec. 20, 2011.....H.....#9/9 Duke 107, UNC Wilmington 45
 Dec. 31, 2015.....H.....#12/12 Duke 78, UNC Wilmington 56

NORTH GEORGIA1-0
Home 0-0 • Away 1-0 • Neutral 0-0
 Feb. 5, 1982.....A.....Duke 74, North Georgia 62

NORTHERN ILLINOIS.....1-0
Home 1-0 • Away 0-0 • Neutral 0-0
 Feb. 14, 1987.....H.....Duke 85, Northern Illinois 68

NOTRE DAME1-15
Home 1-3 • Away 0-5 • Neutral 0-7
 Mar. 22, 1986.....N.....Notre Dame 74, Duke 67
 Feb. 6, 1988.....H.....Notre Dame 78, #17/19 Duke 66
 Nov. 22, 1997.....H.....Duke 80, Notre Dame 62
 Nov. 21, 1998.....A.....#11/19 Notre Dame 84, #6/4 Duke 57
 Nov. 17, 2004.....A.....#11/11 Notre Dame 76, #6/6 Duke 65
 Nov. 25, 2011.....N.....#4/3 Notre Dame 56, #7/6 Duke 54
 Apr. 2, 2013.....N.....#2/2 Notre Dame 87, #5/5 Duke 76
 Feb. 2, 2014.....H.....#2/2 Notre Dame 88, #3/3 Duke 67
 Feb. 23, 2014.....A.....#2/2 Notre Dame 81, #7/8 Duke 70
 Mar. 9, 2014.....N.....#2/2 Notre Dame 69, #7/8 Duke 53
 Feb. 16, 2015.....A.....#4/4 Notre Dame 63, #11/11 Duke 50
 Mar. 7, 2015.....N.....#2/2 Notre Dame 55, #16/16 Duke 49
 Feb. 1, 2016.....H.....#3/3 Notre Dame 68, Duke 61
 Mar. 4, 2016.....N.....#2/3 Notre Dame 83, Duke 54
 Jan. 26, 2017.....A.....#8/9 Notre Dame 62, Duke 58
 March 5, 2017.....N.....#3/3 Notre Dame 84, Duke 61

OHIO1-0
Home 1-0 • Away 0-0 • Neutral 0-0
 Dec. 6, 1997.....H.....#15/17 Duke 99, Ohio 59

OHIO STATE1-0
Home 1-0 • Away 0-0 • Neutral 0-0
 Dec. 3, 2010.....H.....#11/12 Duke 83, #3/3 Ohio State 67

OKLAHOMA2-1
Home 1-1 • Away 1-0 • Neutral 0-0
 Mar. 29, 2002.....H.....#2/2 Oklahoma 86, #3/3 Duke 71
 Dec. 8, 2013.....A.....#2/2 Duke 94, #17/15 Oklahoma 85
 Dec. 17, 2014.....H.....#13/13 Duke 92, Oklahoma 72

OKLAHOMA STATE.....4-0
Home 3-0 • Away 1-0 • Neutral 0-0
 Mar. 16, 1995.....N.....#20/22 Duke 76, Oklahoma State 64
 Nov. 14, 2008.....H.....#8/8 Duke 77, #14/15 Oklahoma State 68
 Dec. 12, 2010.....A.....#5/4 Duke 73, Oklahoma State 45
 Mar. 26, 2013.....H.....#5/5 Duke 68, Oklahoma State 59

OLD DOMINION10-4
Home 6-1 • Away 2-2 • Neutral 2-1
 Jan. 4, 1987.....H.....Duke 63, Old Dominion 56
 Feb. 10, 1988.....H.....Duke 83, Old Dominion 81
 Jan. 21, 1989.....H.....#--/24 Old Dominion 77, Duke 70

Dec. 18, 1989 A #23/24 Old Dominion 92, Duke 78
 Jan. 12, 1991 H Duke 70, Old Dominion 62
 Nov. 27, 1994 A Old Dominion 64, Duke 59
 Dec. 7, 1996 N #6/6 Old Dominion 89, #15/16 Duke 77
 Mar. 20, 1999 N #10/11 Duke 76, #5/5 Old Dominion 63
 Nov. 29, 2002 N #1/1 Duke 65, Old Dominion 52
 Nov. 20, 2005 A #1/2 Duke 93, Old Dominion 56
 Nov. 29, 2006 H #5/5 Duke 89, Old Dominion 40
 Jan. 2, 2014 H #3/3 Duke 87, Old Dominion 63
 Nov. 20, 2014 A #7/7 Duke 82, Old Dominion 66
 Nov. 22, 2016 H Duke 92, Old Dominion 64

ORAL ROBERTS 1-0**Home 0-0 • Away 0-0 • Neutral 1-0**

Dec. 19, 2000 N #7/5 Duke 62, Oral Roberts 51

OREGON 0-1**Home 0-1 • Away 0-0 • Neutral 0-0**

Mar. 20, 2017 H Oregon 74, #9/9 Duke 65

PACIFIC 1-0**Home 1-0 • Away 0-0 • Neutral 0-0**

Dec. 4, 2004 H #3/3 Duke 86, Pacific 30

PEACE 2-1**Home 2-0 • Away 0-1 • Neutral 0-0**

Dec. 9, 1975 A Peace 81, Duke 48

Jan. 26, 1979 H Duke 90, Peace 75

Jan. 28, 1980 H Duke 83, Peace 60

PENN STATE 5-1**Home 3-0 • Away 2-1 • Neutral 0-0**

Nov. 28, 1999 H #--/25 Duke 63, #8/9 Penn State 49

Nov. 20, 2000 A #3/4 Duke 88, #9/8 Penn State 87

Nov. 19, 2004 H #6/6 Duke 66, #23/23 Penn State 58

Nov. 18, 2005 A #1/2 Duke 93, Penn State 67

Nov. 21, 2006 H #5/5 Duke 70, Penn State 42

Dec. 2, 2007 A Penn State 86, #11/10 Duke 84

PENNSYLVANIA 3-0**Home 2-0 • Away 1-0 • Neutral 0-0**

Jan. 14, 1984 H Duke 74, Pennsylvania 47

Nov. 13, 2015 A #14/12 Duke 57, Pennsylvania 50

Nov. 13, 2016 H Duke 68, Pennsylvania 55

PEPPERDINE 2-0**Home 0-0 • Away 1-0 • Neutral 1-0**

Nov. 24, 1995 N #22/19 Duke 108, Pepperdine 70

Nov. 27, 2016 A Duke 99, Pepperdine 65

PFEIFFER 1-1**Home 1-1 • Away 0-0 • Neutral 0-0**

Dec. 6, 1975 H Pfeiffer 77, Duke 49

Nov. 3, 2011 H #8/8 Duke 112, Pfeiffer 27

PITTSBURGH 8-0**Home 4-0 • Away 2-0 • Neutral 2-0**

Dec. 21, 2006 N #4/4 Duke 72, #22/22 Pittsburgh 51

Dec. 8, 2007 N #17/15 Duke 51, Pittsburgh 49

Nov. 24, 2010 A #6/6 Duke 93, Pittsburgh 55

Dec. 4, 2011 H #7/6 Duke 92, Pittsburgh 43

Jan. 26, 2014 H #3/3 Duke 111, Pittsburgh 67

Jan. 29, 2015 H #17/16 Duke 62, Pittsburgh 45

Jan. 28, 2016 A Duke 70, Pittsburgh 48

Feb. 12, 2017 H #14/15 Duke 62, Pittsburgh 48

PRESBYTERIAN 1-0**Home 1-0 • Away 0-0 • Neutral 0-0**

Nov. 17, 2013 H #3/3 Duke 84, Presbyterian 45

PRINCETON 3-0**Home 2-0 • Away 1-0 • Neutral 0-0**

Dec. 22, 1979 A Duke 66, Princeton 61

Jan. 27, 1986 H #18/-- Duke 77, Princeton 35

Dec. 18, 1994 H Duke 67, Princeton 64

PROVIDENCE 3-1**Home 1-0 • Away 2-0 • Neutral 0-1**

Dec. 29, 1983 N Providence 65, Duke 64

Dec. 6, 1987 A #18/16 Duke 87, Providence 75

Dec. 31, 2008 A #6/11 Duke 66, Providence 49

Jan. 3, 2010 H #8/9 Duke 88, Providence 63

PURDUE 6-3**Home 3-1 • Away 0-1 • Neutral 3-1**

Dec. 30, 1987 N #10/9 Duke 76, Purdue 71

Dec. 2, 1990 H #9/9 Purdue 69, Duke 58

Dec. 28, 1991 A #12/11 Purdue 74, Duke 58

Mar. 28, 1999 N #1/1 Purdue 62, #10/11 Duke 45

Nov. 23, 2003 N #4/4 Duke 93, #5/6 Purdue 63

Dec. 18, 2004 N #3/3 Duke 66, #20/18 Purdue 48

Nov. 22, 2007 N # 9/8 Duke 53, #22/20 Purdue 41

Dec. 1, 2011 H #8/8 Duke 64, #13/16 Purdue 53

Dec. 5, 2013 H #2/2 Duke 99, #16/22 Purdue 78

QUINNIPIAC 1-0**Home 1-0 • Away 0-0 • Neutral 0-0**

Dec. 28, 2008 H #6/11 Duke 78, Quinnipiac 50

RADFORD 4-0**Home 2-0 • Away 2-0 • Neutral 0-0**

Dec. 1, 1984 A Duke 83, Radford 64

Jan. 4, 1986 H Duke 86, Radford 72

Jan. 3, 1990 H Duke 62, Radford 58

Jan. 23, 1993 A Duke 59, Radford 58

RHODE ISLAND 1-0**Home 0-0 • Away 0-0 • Neutral 1-0**

Dec. 29, 2004 N #2/2 Duke 89, Rhode Island 63

RICHMOND 6-1**Home 3-0 • Away 3-1 • Neutral 0-0**

Jan. 22, 1983 H Duke 77, Richmond 65

Jan. 28, 1984 A Duke 81, Richmond 71

Jan. 29, 1985 H Duke 73, Richmond 46

Dec. 1, 1985 A Duke 99, Richmond 65

Feb. 12, 1987 H Duke 68, Richmond 52

Jan. 31, 1989 A Richmond 87, Duke 70

Dec. 8, 1996 A #15/16 Duke 89, Richmond 60

RIDER 1-0**Home 0-0 • Away 1-0 • Neutral 0-0**

Dec. 18, 1985 A Duke 79, Rider 36

RUTGERS 4-2**Home 1-0 • Away 2-1 • Neutral 1-1**

Mar. 14, 1987 A #5/6 Rutgers 78, Duke 64

Dec. 28, 1996 N #13/13 Duke 74, Rutgers 36

Dec. 4, 2006 A #4/4 Duke 85, #19/17 Rutgers 45

Mar. 24, 2007 N #15/18 Rutgers 53, #1/1 Duke 52

Dec. 6, 2007 H #17/15 Duke 49, #4/3 Rutgers 44

Dec. 1, 2016 A Duke 68, Rutgers 32

SACRAMENTO STATE 1-0**Home 0-0 • Away 0-0 • Neutral 1-0**

Dec. 20, 1999 N #18/15 Duke 81, Sacramento State 45

SAINT AUGUSTINE 0-1**Home 0-1 • Away 0-0 • Neutral 0-0**

Dec. 3, 1975 H Saint Augustine 65, Duke 45

SAINT JOHN'S 5-1**Home 0-0 • Away 2-0 • Neutral 3-1**

Dec. 21, 1979 N St. John's 79, Duke 55

Dec. 29, 1986 A Duke 80, St. John's 63

Nov. 26, 1989 N Duke 95, St. John's 63

Dec. 28, 2005 N #2/2 Duke 105, St. John's 57

Mar. 24, 2012 N #5/5 Duke 74, #14/14 St. John's 47

Dec. 9, 2012 A #4/4 Duke 60, #--/25 St. John's 42

SAINT JOSEPH'S 4-1**Home 3-0 • Away 1-1 • Neutral 0-0**

Nov. 21, 1980 A Saint Joseph's 84, Duke 57

Dec. 29, 1994 A Duke 67, Saint Joseph's 64

Dec. 1, 1996 H #16/17 Duke 63, Saint Joseph's 46

Mar. 15, 1999 H #10/11 Duke 66, Saint Joseph's 60

Dec. 8, 2002 H #1/1 Duke 82, Saint Joseph's 48

SAMFORD 1-0**Home 0-0 • Away 0-0 • Neutral 1-0**

Mar. 18, 2012 N #5/5 Duke 82, Samford 47

SAN DIEGO 2-0**Home 0-0 • Away 1-0 • Neutral 1-0**

Nov. 26, 1988 N Duke 64, San Diego 56

Dec. 30, 2005 A #2/2 Duke 119, San Diego 52

SAN DIEGO STATE 2-0**Home 1-0 • Away 0-0 • Neutral 1-0**

Jan. 14, 1983 H Duke 82, San Diego State 68

Mar. 27, 2010 N #6/6 Duke 66, San Diego State 58

SAN FRANCISCO 0-1**Home 1-0 • Away 0-0 • Neutral 0-0**

Mar. 18, 1996 H #13/13 San Francisco 64, Duke 60

SAN JOSE STATE 1-0**Home 0-0 • Away 1-0 • Neutral 0-0**

Dec. 29, 1987 A #10/9 Duke 86, San Jose State 47

SETON HALL 4-2**Home 1-1 • Away 3-0 • Neutral 0-1**

Dec. 30, 1983 N Seton Hall 74, Duke 67

Dec. 19, 1985 A Duke 88, Seton Hall 66

Dec. 31, 1989 A Duke 72, Seton Hall 65

Dec. 7, 1991 H Seton Hall 67, Duke 60

Dec. 10, 1995 H #17/17 Duke 76, Seton Hall 66

Dec. 11, 1999 A #20/18 Duke 66, Seton Hall 52

SHAW 0-2**Home 0-1 • Away 0-1 • Neutral 0-0**

Feb. 5, 1977 H Shaw 76, Duke 59

Feb. 8, 1977 A Shaw 89, Duke 51

SIENA 1-0**Home 0-0 • Away 0-0 • Neutral 1-0**

Dec. 20, 2008 N #8/12 Duke 86, Siena 41

SMU 1-0**Home 0-0 • Away 0-0 • Neutral 1-0**

Dec. 20, 2006 N #4/4 Duke 75, SMU 45

SOUTH ALABAMA 1-0**Home 0-0 • Away 0-0 • Neutral 1-0**

Dec. 21, 1990 N Duke 76, South Alabama 70

SOUTH CAROLINA 2-3**Home 1-2 • Away 0-1 • Neutral 1-0**

Nov. 25, 2001 H South Carolina 87, #9/7 Duke 81 (OT)

Mar. 25, 2002 N #3/3 Duke 77, #13/13 South Carolina 68

Dec. 7, 2014 H #1/2 South Carolina 51, #8/7 Duke 50

Dec. 6, 2015 A..... #2/2 South Carolina 66, #14/13 Duke 55
 Dec. 4, 2016 H..... Duke 74, #3/3 South Carolina 63

SOUTH FLORIDA..... 3-0

Home 1-0 • Away 1-0 • Neutral 1-0

Dec. 22, 1990 A..... Duke 78, South Florida 62
 Nov. 14, 2004 H..... #6/6 Duke 82, South Florida 50
 Nov. 15, 2007 N..... #10/9 Duke 89, South Florida 52

SOUTHERN..... 2-0

Home 0-0 • Away 0-0 • Neutral 2-0

Mar. 19, 2006 N..... #4/4 Duke 96, Southern 27
 Nov. 22, 2008 N..... #6/5 Duke 93, Southern 52

SOUTHERN CALIFORNIA..... 6-0

Home 2-0 • Away 2-0 • Neutral 2-0

Dec. 5, 1987 N..... #18/16 Duke 78, Southern California 75
 Mar. 21, 2006 N..... #4/4 Duke 85, Southern California 51
 Dec. 19, 2008 A..... #8/12 Duke 97, Southern California 89 (OT)
 Dec. 6, 2009 H..... #11/12 Duke 78, Southern California 72
 Nov. 15, 2010 H..... #6/6 Duke 75, Southern California 50
 Dec. 22, 2012 A..... #4/4 Duke 75, Southern California 60

SOUTHERN ILLINOIS..... 1-0

Home 0-0 • Away 0-0 • Neutral 1-0

Nov. 29, 1997 N..... Duke 76, Southern Illinois 54

SE LOUISIANA..... 1-0

Home 0-0 • Away 1-0 • Neutral 0-0

Dec. 30, 1988 A..... #--/23 Duke 82, Southeastern Louisiana 71

SOUTHWEST TEXAS STATE..... 1-0

Home 0-0 • Away 1-0 • Neutral 0-0

Dec. 8, 1990 A..... Duke 68, Southwest Texas State 57

SW MISSOURI STATE..... 0-1

Home 0-0 • Away 0-0 • Neutral 0-1

Mar. 24, 2001 N..... #15/15 SW Missouri State 81, #5/5 Duke 71

STANFORD..... 2-3

Home 1-1 • Away 0-1 • Neutral 1-1

Dec. 20, 1988 H..... #6/7 Stanford 91, #19/20 Duke 76
 Nov. 14, 1998 N..... #4/4 Duke 77, #19/17 Stanford 57
 Dec. 16, 2008 H..... #8/12 Duke 56, #3/4 Stanford 52
 Dec. 15, 2009 A..... #2/2 Stanford 71, #7/8 Duke 55
 Mar. 26, 2012 N..... #2/2 Stanford 81, #5/5 Duke 69

STEPHEN F. AUSTIN..... 2-0

Home 1-0 • Away 0-0 • Neutral 1-0

Nov. 29, 2003 H..... #4/4 Duke 119, Stephen F. Austin 53
 Nov. 26, 2004 N..... #3/3 Duke 84, Stephen F. Austin 29

STETSON..... 3-0

Home 1-0 • Away 2-0 • Neutral 0-0

Jan. 8, 1982 A..... Duke 79, Stetson 59
 Jan. 25, 1982 H..... Duke 70, Stetson 44
 Dec. 20, 1984 A..... Duke 67, Stetson 56

STONY BROOK..... 1-0

Home 1-0 • Away 0-0 • Neutral 0-0

Nov. 28, 2014 H..... #8/7 Duke 72, Stony Brook 42

SYRACUSE..... 5-1

Home 2-0 • Away 1-1 • Neutral 2-0

Dec. 30, 1995 N..... #16/16 Duke 84, Syracuse 40
 Jan. 9, 2014 A..... #3/3 Duke 86, Syracuse 53
 Jan. 8, 2015 H..... #13/12 Duke 74, #21/21 Syracuse 72
 Jan. 3, 2016 A..... Syracuse 86, #12/12 Duke 50
 Feb. 10, 2017 H..... #14/15 Duke 72, #20/19 Syracuse 55
 Mar. 3, 2017 N..... Duke 68, #21/20 Syracuse 46

TCU..... 2-0

Home 0-0 • Away 1-0 • Neutral 1-0

Mar. 17, 2002 N..... #3/3 Duke 76, #--/25 TCU 66
 Dec. 6, 2005 A..... #2/2 Duke 92, TCU 52

TEMPLE..... 7-0

Home 3-0 • Away 1-1 • Neutral 2-0

Dec. 12, 1998 H..... #16/15 Duke 112, Temple 34
 Mar. 20, 2007 N..... #1/1 Duke 62, Temple 52
 Nov. 23, 2007 N..... #9/8 Duke 64, Temple 53
 Jan. 5, 2009 H..... #5/11 Duke 87, Temple 52
 Dec. 31, 2009 A..... #8/9 Duke 70, Temple 62
 Dec. 30, 2010 H..... #3/3 Duke 71, Temple 64
 Dec. 30, 2011 A..... #8/7 Duke 65, Temple 54

TENNESSEE..... 6-5

Home 1-2 • Away 3-0 • Neutral 2-3

Dec. 6, 1998 N..... #3/3 Tennessee 74, #16/16 Duke 60
 Mar. 22, 1999 N..... #10/11 Duke 69, #2/2 Tennessee 63
 Dec. 27, 2001 N..... #2/2 Tennessee 89, #9/9 Duke 68
 Nov. 24, 2002 N..... #1/1 Duke 76, #2/2 Tennessee 55
 Apr. 6, 2003 N..... #4/4 Tennessee 66, #2/1 Duke 56
 Jan. 24, 2004 H..... #2/2 Tennessee 72, #1/1 Duke 69
 Dec. 2, 2004 A..... #10/9 Duke 59, #4/5 Tennessee 57
 Jan. 23, 2006 H..... #2/2 Duke 75, #1/1 Tennessee 53
 Jan. 22, 2007 A..... #1/1 Duke 74, #4/4 Tennessee 70
 Jan. 28, 2008 H..... #2/2 Tennessee 67, #9/10 Duke 64
 Feb. 16, 2009 A..... #7/10 Duke 62, #13/18 Tennessee 54

USC UPSTATE..... 2-0

Home 2-0 • Away 0-0 • Neutral 0-0

Dec. 11, 2011 H..... #6/5 Duke 93, USC Upstate 35
 Nov. 14, 2013 H..... #2/2 Duke 123, USC Upstate 40

UT MARTIN..... 1-0

Home 0-0 • Away 0-0 • Neutral 1-0

Mar. 19, 2011 N..... #6/6 Duke 90, UT Martin 45

TEXAS..... 3-1

Home 1-0 • Away 1-0 • Neutral 1-1

Mar. 23, 2002 N..... #3/3 Duke 62, #14/14 Texas 46
 Nov. 16, 2003 N..... #3/3 Texas 85, #4/4 Duke 77
 Dec. 4, 2005 A..... #1/2 Duke 84, #18/16 Texas 70
 Dec. 10, 2006 H..... #4/4 Duke 80, #22/22 Texas 52

TEXAS A&M..... 1-5

Home 1-1 • Away 0-3 • Neutral 0-1

Nov. 17, 1995 A..... Texas A&M 83, #17/16 Duke 73
 Mar. 30, 2008 N..... #8/9 Texas A&M 77, #9/10 Duke 63
 Nov. 15, 2009 A..... #--/16 Texas A&M 95, #6/6 Duke 77
 Dec. 6, 2010 H..... #5/5 Duke 61, #7/7 Texas A&M 58
 Nov. 30, 2014 A..... #7/6 Texas A&M 63, #8/7 Duke 59
 Nov. 18, 2015 H..... #12/12 Texas A&M 72, #14/9 Duke 66

TEXAS-SAN ANTONIO..... 1-0

Home 0-0 • Away 0-0 • Neutral 1-0

Dec. 7, 1990 N..... Duke 71, San Antonio 68

TEXAS STATE..... 1-0

Home 0-0 • Away 0-0 • Neutral 1-0

Nov. 28, 2015 N..... #15/12 Duke 85, Texas State 34

TEXAS TECH..... 2-0

Home 1-0 • Away 0-0 • Neutral 1-0

Nov. 11, 2001 H..... #5/4 Duke 85, #7/7 Texas Tech 69
 Mar. 31, 2003 N..... #2/1 Duke 57, #7/8 Texas Tech 51

TOLEDO..... 2-1

Home 1-0 • Away 0-1 • Neutral 1-0

Dec. 2, 1983 N..... Duke 66, Toledo 59

Nov. 26, 2000 H..... #3/3 Duke 71, Toledo 41
 Nov. 18, 2001 A..... Toledo 71, Duke 65

TULANE..... 1-0

Home 0-0 • Away 1-0 • Neutral 0-0

Dec. 29, 1988 A..... #--/23 Duke 80, Tulane 72

TULSA..... 2-0

Home 1-0 • Away 1-0 • Neutral 0-0

Dec. 21, 2002 A..... #1/1 Duke 90, Tulsa 36
 Dec. 14, 2003 H..... #3/4 Duke 90, Tulsa 36

UCLA..... 2-1

Home 0-1 • Away 1-0 • Neutral 1-0

Dec. 20, 1997 H..... UCLA 93, #17/18 Duke 83
 Dec. 28, 1998 A..... #17/19 Duke 85, #9/11 UCLA 80
 Nov. 10, 2000 N..... #5/5 Duke 80, UCLA 52

UTAH..... 1-0

Home 0-0 • Away 0-0 • Neutral 1-0

Mar. 25, 2003 N..... #2/1 Duke 65, Utah 54

UTAH VALLEY..... 1-0

Home 1-0 • Away 0-0 • Neutral 0-0

Dec. 18, 2007 H..... #14/15 Duke 95, Utah Valley 61

VALPARAISO..... 1-0

Home 1-0 • Away 0-0 • Neutral 0-0

Nov. 23, 2013 H..... #4/4 Duke 90, Valparaiso 45

VANDERBILT..... 5-3

Home 3-0 • Away 1-2 • Neutral 1-1

Mar. 13, 1982 N..... Vanderbilt 75, Duke 57
 Nov. 23, 1998 A..... #20/15 Duke 79, #18/22 Vanderbilt 71
 Nov. 24, 1999 H..... #--/25 Duke 68, Vanderbilt 59
 Dec. 7, 2006 H..... #4/4 Duke 69, #11/11 Vanderbilt 48
 Nov. 28, 2007 A..... #23/18 Vanderbilt 68, #9/10 Duke 55
 Mar. 20, 2012 N..... #5/5 Duke 96, Vanderbilt 80
 Nov. 21, 2013 H..... #2/2 Duke 88, Vanderbilt 69
 Nov. 20, 2016 A..... Vanderbilt 77, Duke 73

VILLANOVA..... 2-0

Home 2-0 • Away 0-0 • Neutral 0-0

Nov. 28, 1998 H..... #20/15 Duke 75, Villanova 47
 Dec. 21, 2016 H..... #17/18 Duke 68, Villanova 50

VIRGINIA..... 37-32

Home 17-14 • Away 15-17 • Neutral 5-1

Dec. 5, 1977 H..... Virginia 74, Duke 57
 Jan. 24, 1979 A..... Virginia 68, Duke 61
 Nov. 25, 1979 A..... Virginia 74, Duke 58
 Jan. 23, 1980 H..... Duke 65, Virginia 63
 Dec. 10, 1980 A..... Virginia 73, Duke 57
 Jan. 27, 1982 H..... Duke 80, Virginia 63
 Dec. 30, 1982 H..... Duke 73, Virginia 63
 Feb. 5, 1983 A..... Virginia 66, Duke 63
 Nov. 29, 1983 H..... Virginia 72, Duke 58
 Feb. 4, 1984 A..... #17 Virginia 82, Duke 55
 Jan. 5, 1985 H..... #11-- Virginia 75, Duke 58
 Feb. 2, 1985 A..... #15/17 Virginia 74, Duke 66
 Jan. 18, 1986 A..... #4/4 Virginia 90, #20/-- Duke 76
 Feb. 1, 1986 H..... #3/3 Virginia 81, #18/23 Duke 67
 Jan. 24, 1987 A..... #6/6 Virginia 71, Duke 43
 Feb. 21, 1987 H..... Duke 77, #7/9 Virginia 76
 Jan. 23, 1988 H..... #9/10 Virginia 72, #13/9 Duke 49
 Feb. 27, 1988 A..... #9/10 Virginia 79, Duke 67
 Jan. 7, 1989 A..... #13/13 Virginia 78, #20/23 Duke 66
 Feb. 11, 1989 H..... #14/14 Virginia 99, Duke 81
 Jan. 16, 1990 H..... Duke 84, #9/12 Virginia 74
 Feb. 10, 1990 A..... #12/12 Virginia 86, Duke 62

Jan. 5, 1991.....H.....	#1/1 Virginia 92, Duke 56
Feb. 9, 1991.....A.....	#1/1 Virginia 86, Duke 61
Feb. 1, 1992.....H.....	#2/2 Virginia 81, Duke 54
Feb. 15, 1992.....A.....	#2/2 Virginia 93, Duke 48
Mar. 7, 1992.....N.....	#1/1 Virginia 81, Duke 55
Jan. 9, 1993.....A.....	#9/9 Virginia 76, Duke 56
Feb. 13, 1993.....H.....	#14/14 Virginia 97, Duke 61
Jan. 25, 1994.....H.....	#12/12 Virginia 87, Duke 66
Feb. 12, 1994.....A.....	#9/9 Virginia 73, Duke 60
Jan. 10, 1995.....A.....	#9/11 Virginia 78, Duke 62
Feb. 12, 1995.....H.....	#8/9 Virginia 67, #21/25 Duke 61
Mar. 4, 1995.....N.....	#22/25 Duke 83, #6 Virginia 82 (OT)
Jan. 8, 1996.....H.....	#8/5 Virginia 61, #16/14 Duke 60
Feb. 10, 1996.....A.....	#14/13 Duke 72, #9/8 Virginia 69
Jan. 6, 1997.....A.....	#13/13 Virginia 62, #14/14 Duke 55
Feb. 19, 1997.....H.....	#11/9 Virginia 86, #22/19 Duke 56
Jan. 23, 1998.....H.....	#24/23 Duke 93, #11/10 Virginia 66
Feb. 22, 1998.....A.....	#11/13 Duke 85, #15/14 Virginia 78 (OT)
Jan. 4, 1999.....H.....	#13/17 Duke 84, #22/22 Virginia 68
Feb. 4, 1999.....A.....	#9/11 Duke 66, #16/16 Virginia 56
Dec. 5, 1999.....H.....	#22/19 Duke 83, Virginia 62
Jan. 30, 2000.....A.....	#24/25 Virginia 61, #9/9 Duke 49
Jan. 22, 2001.....A.....	#4/4 Duke 71, #-/24 Virginia 68
Feb. 22, 2001.....H.....	#7/6 Duke 76, Virginia 53
Dec. 6, 2001.....A.....	#11/9 Duke 107, Virginia 73
Jan. 20, 2002.....H.....	#6/6 Duke 86, Virginia 69
Mar. 3, 2002.....N.....	#3/3 Duke 71, Virginia 67
Jan. 9, 2003.....A.....	#1/1 Duke 60, Virginia 59
Feb. 10, 2003.....H.....	#2/2 Duke 75, Virginia 48
Jan. 18, 2004.....A.....	#1/2 Duke 63, Virginia 52
Feb. 19, 2004.....H.....	#4/4 Duke 87, Virginia 54
Jan. 14, 2005.....A.....	#1/1 Duke 87, Virginia 65
Feb. 10, 2006.....H.....	#2/2 Duke 88, Virginia 65
Feb. 2, 2007.....A.....	#1/1 Duke 76, Virginia 61
Mar. 2, 2007.....N.....	#1/1 Duke 79, Virginia 58
Feb. 24, 2008.....H.....	#12/11 Duke 78, Virginia 70
Feb. 5, 2009.....A.....	#4/8 Duke 81, #17/15 Virginia 67
Mar. 6, 2009.....N.....	#8/10 Duke 76, #24/20 Virginia 53
Feb. 26, 2010.....H.....	#6/6 Duke 83, #21/18 Virginia 65
Feb. 24, 2011.....A.....	#9/9 Duke 71, Virginia 48
Jan. 2, 2012.....H.....	#7/7 Duke 77, Virginia 66
Feb. 8, 2013.....A.....	#5/4 Duke 62, Virginia 41
Jan. 16, 2014.....H.....	#3/3 Duke 90, Virginia 55
Feb. 12, 2015.....A.....	#11/11 Duke 71, Virginia 45
Feb. 4, 2016.....H.....	Duke 67, Virginia 52
March. 3, 2016.....N.....	Duke 57, Virginia 53
Feb. 5, 2017.....A.....	Duke 70, Virginia 51

VCU6-1

Home 3-1 • Away 3-0 • Neutral 0-0

Jan. 28, 1977.....H.....	VCU 49, Duke 48
Jan. 20, 1978.....A.....	Duke 65, VCU 59
Dec. 12, 1978.....A.....	Duke 70, VCU 57
Jan. 19, 1980.....H.....	Duke 64, VCU 58
Feb. 15, 1985.....H.....	Duke 86, VCU 62
Dec. 10, 1988.....A.....	Duke 83, VCU 76
Nov. 15, 1995.....H.....	#17/16 Duke 93, VCU 51

VIRGINIA TECH25-2

Home 13-1 • Away 11-1 • Neutral 1-0

Jan. 24, 1981.....A.....	Virginia Tech 66, Duke 55
Dec. 11, 1981.....H.....	Duke 71, Virginia Tech 58
Dec. 5, 1992.....H.....	Duke 85, Virginia Tech 63
Nov. 17, 1998.....H.....	Virginia Tech 72, #6/4 Duke 70
Dec. 8, 1999.....A.....	#20/18 Duke 70, #24/24 Virginia Tech 61
Jan. 9, 2005.....H.....	#2/2 Duke 88, #25/25 Virginia Tech 67
Feb. 6, 2006.....A.....	#2/2 Duke 73, Virginia Tech 62
Feb. 22, 2006.....H.....	#1/1 Duke 93, Virginia Tech 51
Mar. 3, 2006.....N.....	#2/2 Duke 69, Virginia Tech 56
Jan. 7, 2007.....A.....	#3/3 Duke 86, Virginia Tech 54

Jan. 29, 2007.....H.....	#1/1 Duke 75, Virginia Tech 65
Feb. 1, 2008.....H.....	#9/11 Duke 85, Virginia Tech 50
Feb. 22, 2008.....A.....	#11/11 Duke 72, Virginia Tech 60
Jan. 16, 2009.....A.....	#4/10 Duke 57, Virginia Tech 52
Feb. 19, 2009.....H.....	#7/8 Duke 62, Virginia Tech 46
Jan. 21, 2010.....H.....	#6/7 Duke 69, Virginia Tech 38
Feb. 14, 2010.....A.....	#8/7 Duke 65, Virginia Tech 53
Jan. 16, 2011.....A.....	#3/3 Duke 57, Virginia Tech 43
Feb. 20, 2011.....H.....	#7/7 Duke 90, Virginia Tech 40
Jan. 15, 2012.....A.....	#7/6 Duke 61, Virginia Tech 34
Feb. 15, 2012.....H.....	#5/5 Duke 67, Virginia Tech 45
Jan. 16, 2013.....H.....	#4/4 Duke 58, Virginia Tech 26
Feb. 14, 2013.....A.....	#5/4 Duke 77, Virginia Tech 33
Jan. 19, 2014.....A.....	#3/3 Duke 74, Virginia Tech 70
Jan. 15, 2015.....H.....	#16/14 Duke 75, Virginia Tech 40
Feb. 18, 2016.....A.....	Duke 66, Virginia Tech 62
Jan. 19, 2017.....H.....	#15/16 Duke 84, #17/16 V. Tech 59

WAGNER2-0

Home 0-0 • Away 2-0 • Neutral 0-0

Jan. 7, 1983.....A.....	Duke 87, Wagner 56
Dec. 25, 1989.....A.....	Duke 66, Wagner 56

WAKE FOREST64-17

Home 29-6 • Away 26-9 • Neutral 9-2

Jan. 19, 1977.....A.....	Wake Forest 57, Duke 52
Dec. 8, 1977.....H.....	Wake Forest 55, Duke 54
Nov. 30, 1978.....A.....	Duke 65, Wake Forest 52
Jan. 29, 1979.....H.....	Duke 77, Wake Forest 66
Nov. 24, 1979.....N.....	Duke 80, Wake Forest 70
Jan. 16, 1980.....H.....	Duke 71, Wake Forest 68
Dec. 8, 1980.....H.....	Duke 98, Wake Forest 75
Jan. 14, 1981.....A.....	Duke 76, Wake Forest 61
Dec. 1, 1981.....A.....	Wake Forest 67, Duke 60
Jan. 12, 1982.....H.....	Duke 75, Wake Forest 52
Feb. 2, 1983.....A.....	Duke 76, Wake Forest 58
Jan. 20, 1984.....H.....	Duke 66, Wake Forest 57
Feb. 1, 1984.....A.....	Wake Forest 73, Duke 58
Dec. 5, 1984.....A.....	Wake Forest 64, Duke 53
Jan. 19, 1985.....H.....	Wake Forest 59, Duke 55
Dec. 4, 1985.....H.....	Duke 77, Wake Forest 67
Feb. 15, 1986.....A.....	#20/-Duke 76, Wake Forest 59
Mar. 1, 1986.....N.....	Wake Forest 72, #-/25 Duke 71
Jan. 14, 1987.....H.....	Wake Forest 73, Duke 72
Jan. 31, 1987.....A.....	Duke 84, Wake Forest 63
Jan. 12, 1988.....A.....	Wake Forest 58, #11/11 Duke 57
Feb. 16, 1988.....H.....	Wake Forest 62, Duke 59
Jan. 24, 1989.....H.....	Wake Forest 72, Duke 69
Feb. 27, 1989.....A.....	Wake Forest 79, Duke 74
Jan. 24, 1990.....A.....	Wake Forest 72, Duke 63
Feb. 3, 1990.....H.....	Duke 66, Wake Forest 61
Jan. 18, 1991.....H.....	Duke 65, Wake Forest 52
Feb. 16, 1991.....A.....	Wake Forest 68, Duke 51
Jan. 18, 1992.....A.....	Duke 73, Wake Forest 59
Feb. 26, 1992.....H.....	Duke 69, Wake Forest 61
Mar. 6, 1992.....N.....	Duke 61, Wake Forest 52
Jan. 25, 1993.....H.....	Wake Forest 64, Duke 60
Feb. 19, 1993.....A.....	Duke 71, Wake Forest 59
Mar. 5, 1993.....N.....	Wake Forest 70, Duke 69
Jan. 2, 1994.....A.....	Duke 56, Wake Forest 50
Feb. 1, 1994.....H.....	Duke 60, Wake Forest 51
Jan. 16, 1995.....H.....	Duke 76, Wake Forest 58
Feb. 16, 1995.....A.....	#22/25 Duke 78, Wake Forest 66
Jan. 14, 1996.....A.....	#16/16 Duke 74, Wake Forest 64
Feb. 8, 1996.....H.....	#14/13 Duke 85, Wake Forest 66
Mar. 1, 1996.....N.....	#12/12 Duke 67, Wake Forest 61
Jan. 9, 1997.....H.....	#14/14 Duke 82, Wake Forest 70
Feb. 6, 1997.....A.....	#20/20 Duke 81, Wake Forest 58
Jan. 2, 1998.....A.....	#23/22 Duke 73, Wake Forest 60
Feb. 2, 1998.....H.....	#14/16 Duke 79, Wake Forest 55

Jan. 11, 1999.....A.....	#12/16 Duke 74, Wake Forest 59
Feb. 11, 1999.....H.....	#7/7 Duke 86, Wake Forest 48
Jan. 13, 2000.....H.....	#8/11 Duke 82, Wake Forest 48
Feb. 14, 2000.....A.....	#14/12 Duke 69, Wake Forest 38
Jan. 2, 2001.....H.....	#5/5 Duke 81, Wake Forest 56
Feb. 1, 2001.....A.....	#4/4 Duke 66, Wake Forest 58
Mar. 2, 2001.....N.....	#4/4 Duke 75, Wake Forest 68 (OT)
Jan. 6, 2002.....H.....	#11/10 Duke 91, Wake Forest 46
Feb. 7, 2002.....A.....	#5/5 Duke 83, Wake Forest 60
Jan. 16, 2003.....H.....	#1/1 Duke 71, Wake Forest 61
Feb. 17, 2003.....A.....	#2/2 Duke 83, Wake Forest 41
Mar. 7, 2003.....N.....	#2/2 Duke 64, Wake Forest 59
Dec. 5, 2003.....A.....	#4/4 Duke 88, Wake Forest 55
Feb. 12, 2004.....H.....	#4/4 Duke 80, Wake Forest 55
Mar. 6, 2004.....N.....	#1/1 Duke 77, Wake Forest 59
Jan. 19, 2005.....A.....	#1/1 Duke 99, Wake Forest 86
Mar. 5, 2005.....N.....	#6/6 Duke 107, Wake Forest 50
Jan. 2, 2006.....H.....	#2/2 Duke 100, Wake Forest 54
Feb. 11, 2007.....A.....	#1/1 Duke 77, Wake Forest 45
Feb. 10, 2008.....H.....	#11/12 Duke 71, Wake Forest 36
Feb. 25, 2009.....A.....	#10/11 Duke 83, Wake Forest 50
Jan. 10, 2010.....H.....	#9/9 Duke 65, Wake Forest 51
Feb. 11, 2011.....A.....	#5/7 Duke 82, Wake Forest 39
Mar. 4, 2011.....N.....	#8/7 Duke 79, Wake Forest 50
Jan. 6, 2012.....A.....	#7/6 Duke 76, Wake Forest 58
Feb. 2, 2012.....H.....	#5/5 Duke 75, Wake Forest 43
Jan. 13, 2013.....A.....	#4/5 Duke 73, Wake Forest 44
Feb. 17, 2013.....H.....	#5/4 Duke 81, Wake Forest 70
Feb. 27, 2014.....H.....	#7/7 Duke 71, Wake Forest 56
Jan. 4, 2015.....H.....	#10/12 Duke 70, Wake Forest 63
Feb. 5, 2015.....A.....	#15/15 Duke 70, Wake Forest 53
Mar. 6, 2015.....N.....	#16/16 Duke 77, Wake Forest 68
Jan. 7, 2016.....H.....	#18/16 Duke 95, Wake Forest 68
Feb. 14, 2016.....A.....	Wake Forest 64, Duke 58
Jan. 29, 2017.....H.....	#14/15 Duke 71, Wake Forest 43
Feb. 16, 2017.....A.....	Duke 79, Wake Forest 53

WASHINGTON0-2

Home 0-0 • Away 0-1 • Neutral 0-1

Dec. 27, 1985.....N.....	Washington 83, Duke 71
Dec. 28, 1992.....A.....	Washington 72, Duke 48

WESTERN CAROLINA4-3

Home 4-1 • Away 0-2 • Neutral 0-0

Feb. 11, 1977.....A.....	Western Carolina 77, Duke 45
Feb. 18, 1978.....H.....	Western Carolina 93, Duke 56
Feb. 17, 1979.....A.....	Western Carolina 89, Duke 78
Feb. 28, 1983.....H.....	Duke 77, Western Carolina 67
Dec. 6, 1989.....H.....	Duke 77, Western Carolina 64
Feb. 9, 1994.....H.....	Duke 117, Western Carolina 44
Dec. 29, 2015.....H.....	#12/12 Duke 84, Western Carolina 47

WESTERN KENTUCKY5-0

Home 2-0 • Away 2-0 • Neutral 1-0

Mar. 20, 2000.....H.....	#7/10 Duke 90, Western Kentucky 70
Nov. 28, 2008.....A.....	#12/13 Duke 59, Western Kentucky 56
Nov. 26, 2009.....N.....	#10/12 Duke 70, Western Kentucky 47
Nov. 21, 2010.....H.....	#6/6 Duke 82, Western Kentucky 55
Nov. 20, 2011.....A.....	#8/8 Duke 80, Western Kentucky 54

WEST TEXAS STATE1-0

Home 0-0 • Away 1-0 • Neutral 0-0

Mar. 20, 1986.....A.....	Duke 68, West Texas State 67
--------------------------	------------------------------

WEST VIRGINIA2-0

Home 1-0 • Away 1-0 • Neutral 0-0

Dec. 18, 1995.....A.....	#16/18 Duke 84, West Virginia 64
Nov. 27, 1996.....H.....	#16/17 Duke 84, West Virginia 70

WILLIAM & MARY.....4-0

Home 2-0 • Away 1-0 • Neutral 1-0

Nov. 24, 1984.....N..... Duke 86, William & Mary 48
 Dec. 5, 1988.....H..... Duke 65, William & Mary 47
 Dec. 9, 1989.....A..... Duke 65, William & Mary 62
 Nov. 18, 2000.....H..... #3/3 Duke 81, William & Mary 46

WINTHROP.....3-0

Home 3-0 • Away 0-0 • Neutral 0-0

Dec. 9, 1986.....H..... Duke 80, Winthrop 45
 Mar. 22, 2014.....H..... #7/8 Duke 87, Winthrop 45
 Nov. 15, 2015.....H..... #14/12 Duke 78, Winthrop 50

WISCONSIN.....2-0

Home 1-0 • Away 1-0 • Neutral 0-0

Nov. 27, 1987.....H..... #19/18 Duke 86, Wisconsin 66
 Dec. 2, 2010.....A..... #5/5 Duke 59, Wisconsin 51

WISCONSIN-GREEN BAY.....1-0

Home 1-0 • Away 1-0 • Neutral 0-0

Jan. 2, 1991.....H..... Duke 70, Wisconsin-Green Bay 59

WISCONSIN-MILWAUKEE.....2-0

Home 1-0 • Away 0-0 • Neutral 1-0

Dec. 3, 1994.....H..... Duke 104, Wisconsin-Milwaukee 34
 Mar. 17, 2001.....N..... #5/5 Duke 96, Wisconsin-Milwaukee 63

XAVIER.....4-1

Home 1-1 • Away 2-0 • Neutral 1-0

Jan. 5, 1981.....A..... Duke 74, Xavier 46
 Dec. 28, 1990.....H..... Xavier 78, Duke 73
 Dec. 21, 2010.....H..... #3/3 Duke 46, #4/4 Xavier 45
 Nov. 25, 2012.....A..... #4/4 Duke 82, Xavier 59
 Nov. 28, 2013.....N..... #2/2 Duke 81, Xavier 54

YALE.....1-0

Home 1-0 • Away 0-0 • Neutral 0-0

Dec. 6, 1991.....H..... Duke 60, Yale 55

Duke's 100-Point Games

128	- 12-6-02	vs. Howard (53)
123	- 11-14-13	vs. USC Upstate (40)
120	- 3-18-95	at Alabama (121), (4 OT)*
119	- 12-30-05	at San Diego (52)
	- 11-29-03	vs. Stephen F. Austin (53)
117	- 12-28-10	vs. N.C. Central (28)
	- 2-9-94	vs. Western Carolina (44)
116	- 11-26-93	vs. Morgan State (63)
114	- 11-30-94	vs. UNC Asheville (57)
	- 12-8-92	vs. East Tennessee State (74)
113	- 1-7-99	vs. Georgia Tech (46)
112	- 12-12-98	vs. Temple (34)
111	- 1-16-14	vs. Pittsburgh (67)
110	- 12-19-05	vs. Ball State (24)
	- 11-25-05	vs. Arkansas State (56)
	- 11-22-05	vs. Fairfield (44)
	- 1-5-94	at East Carolina (69)
109	- 2-8-92	vs. Loyola (59)
	- 11-20-84	vs. North Carolina Central (53)
108	- 1-21-03	vs. Elon College (26)
	- 11-22-02	vs. East Carolina (46)
	- 11-24-95	vs. Pepperdine (70)
107	- 12-20-11	vs. UNC Wilmington (45)
	- 3-5-05	vs. Wake Forest (50)&
	- 11-24-01	vs. Davidson (58)
	- 12-6-01	vs. Virginia (73)
106	- 12-16-02	vs. Charleston Southern (38)
	- 12-18-02	vs. Florida International (58)
105	- 11-17-16	vs. Longwood (48)
	- 2-8-07	vs. Clemson (53)
	- 12-28-05	vs. St. John's (57)
	- 12-20-03	at Northwestern State (53)
104	- 11-13-09	at Houston Baptist (35)
	- 12-3-94	vs. Wisconsin-Milwaukee (34)
	- 12-4-93	vs. American (71)
	- 11-23-91	at East Tennessee State (71)
103	- 3-21-04	vs. Northwestern State (51)*
	- 12-11-93	vs. McNeese State (50)
	- 11-23-84	vs. Furman (66)
	- 11-26-83	vs. North Carolina Central (60)
102	- 11-11-06	vs. Northeastern (49)
	- 2-27-04	vs. Clemson (45)
	- 11-16-01	vs. Elon College (52)
	- 1-24-02	vs. North Carolina (82)
	- 1-27-02	vs. Florida State (80)
101	- 1-4-05	vs. Holy Cross (42)
	- 1-23-03	vs. Maryland (52)
	- 1-27-00	vs. North Carolina (58)
	- 12-2-99	vs. Elon College (44)
	- 1-1-95	vs. Manhattan (71)
	- 12-21-94	vs. Charleston Southern (57)
	- 12-8-79	vs. UNC Asheville (53)
100	- 11-8-12	vs. Iona (31)
	- 1-2-06	vs. Wake Forest (54)
	- 2-27-98	vs. Georgia Tech (56)&
	- 12-4-94	vs. Indiana State (66)
	- 12-11-91	vs. UNC Asheville (42)
	- 12-2-88	vs. Cleveland State (60)
	- 12-28-85	vs. Cheney (56)

* NCAA Tournament
& ACC Tournament

School	Record	Last	School	Record	Last	School	Record	Last
Alabama	2-1	2014	Grand Canyon	1-0	2016	UNC Asheville	9-0	1999
Albany	3-0	2014	Guilford	2-0	1980	UNC Greensboro	10-2	2007
American	1-0	1993	Hampton	6-0	2017	UNC Wilmington	9-2	2015
Appalachian State	10-4	1994	Hartford	0-1	2008	North Georgia	1-0	1982
Arizona State	1-0	2008	Harvard	3-0	1990	Northern Illinois	1-0	1987
Arkansas	2-1	2002	Hofstra	2-0	1989	Notre Dame	1-15	2017
Arkansas State	2-0	2005	Holy Cross	4-0	2007	Ohio	1-0	1998
Army	1-0	2015	Houston	2-0	2007	Ohio State	1-0	2009
Auburn	5-0	2011	Houston Baptist	1-0	2009	Oklahoma	2-1	2014
Austin Peay	1-0	2009	Howard	2-0	2002	Oklahoma State	4-0	2013
Ball State	2-0	2005	Idaho	1-0	2015	Old Dominion	10-4	2016
Baptist	1-0	1982	Illinois	0-3	1998	Oral Roberts	1-0	2000
Baylor	0-1	2010	Illinois State	1-0	1997	Oregon	0-1	2017
Boston College	14-3	2017	Iona	1-0	2012	Pacific	1-0	2004
Boston University	2-0	2006	Iowa	1-0	2008	Peace	2-1	1980
Bowling Green	1-0	2006	Iowa State	3-0	2015	Penn State	5-1	2007
Brigham Young	3-0	2011	Indiana State	2-0	1994	Pennsylvania	3-0	2016
Bucknell	1-0	2007	Jacksonville State	1-0	2004	Pepperdine	2-0	2016
Buffalo	1-0	2015	James Madison	6-1	2010	Pfeiffer	0-1	1975
California	3-1	2013	Kansas	1-0	2013	Pittsburgh	8-0	2017
CSU-Bakersfield	1-0	2012	Kansas State	1-0	2004	Presbyterian	1-0	2012
Campbell	3-5	2000	Kent	2-0	1997	Princeton	3-0	1994
Canisius	1-0	2005	Kentucky	6-2	2016	Providence	3-1	2010
Catawba	1-0	1979	LaSalle	0-1	1980	Purdue	6-3	2013
Central Michigan	1-0	2013	Liberty	5-0	2016	Quinnipiac	1-0	2008
Charleston Southern	2-0	2002	Long Beach State	1-0	2016	Radford	3-0	1993
Charlotte	7-3	2010	Longwood	1-0	2016	Rhode Island	1-0	2004
Cheyney State	2-0	1985	Louisiana State	3-2	2010	Richmond	6-1	1997
Cincinnati	0-1	1980	Louisiana Tech	2-0	2004	Rider	1-0	1985
Clemson	40-32	2017	Louisville	3-2	2017	Rutgers	4-2	2016
Cleveland State	1-0	1988	Loyola (Maryland)	2-0	1994	Sacramento State	1-0	1999
College of Charleston	1-0	1990	Loyola Marymount	1-0	2003	Saint Joseph's	4-1	2002
Colorado	0-1	1980	Maine	2-0	2009	Samford	1-0	2012
Colorado State	1-0	2005	Manhattan	5-1	1997	San Diego	2-0	2005
Connecticut	3-11	2014	Marist	2-0	2011	San Diego State	2-0	2010
Dartmouth	1-0	2006	Marquette	2-0	2004	San Francisco	0-1	1996
Dayton	0-1	1980	Marshall	0-1	1981	San Jose State	1-0	1987
Davidson	3-1	2004	Mars Hill	2-0	1984	Seton Hall	4-2	1999
Delaware	1-0	1996	Marquette	3-0	2014	Shaw	0-2	1977
Denver	1-0	2007	Maryland	41-40	2015	Siena	1-0	2008
DePaul	2-2	2014	UMass	1-0	2015	SMU	1-0	2006
Detroit	3-0	2002	UMass Lowell	1-0	2014	South Alabama	1-0	1990
Drake	1-0	1992	McNeese State	1-0	1993	South Carolina	2-3	2016
Duquesne	1-0	2000	Md.-Eastern Shore	1-0	1985	South Florida	3-0	2007
East Carolina	6-9	2002	Miami (Fla.)	14-2	2016	Southern	2-0	2008
East Tennessee State	5-0	1992	Miami (Ohio)	1-0	1993	Southern California	6-0	2012
Eastern Kentucky	1-1	1983	Michigan	4-0	2012	Southern Illinois	1-0	1998
Eastern Washington	1-0	1988	Michigan State	2-1	2009	SE Louisiana	1-0	1988
Elon College	4-4	2016	Middle Tennessee St.	1-0	1998	Southwest Texas State	1-0	1990
Fairfield	2-0	2005	Minnesota	1-1	2015	SW Missouri State	0-1	2001
Florida	2-1	1998	Mississippi State	2-0	2015	St. John's	3-0	2013
Florida A&M	1-0	1999	Monmouth	1-0	2012	Stanford	2-3	2012
Florida International	1-1	2002	Montana	1-0	1994	Stephen F. Austin	2-0	2004
Florida State	36-11	2017	Morgan State	1-0	1993	Stetson	3-0	1984
Furman	4-0	1984	Murray State	1-0	2008	Stony Brook	1-0	2014
Gardner-Webb	1-0	2011	Nebraska	1-1	2014	Syracuse	5-1	2017
George Mason	3-0	2000	New Hampshire	1-0	1989	TCU	2-0	2005
George Washington	1-1	1997	Norfolk State	1-0	2002	Temple	7-0	2011
Georgetown	4-0	2001	Northeastern	2-0	2006	Tennessee	6-5	2009
Georgia	3-0	2005	Northwestern State	2-1	2004	Tennessee-Martin	1-0	2011
Georgia Southern	2-1	2009	North Carolina	46-49	2017	Texas	3-1	2006
Georgia State	1-1	2003	N.C. A&T	2-0	2015	Texas A&M	1-5	2015
Georgia Tech	60-9	2017	N.C. Central	5-3	2009	Texas-San Antonio	1-0	1990
			N.C. State	35-43	2017	Texas State	1-0	2015
						Texas Tech	2-0	2003
						Toledo	2-1	2001
						Tulane	1-0	1988
						Tulsa	2-0	2003
						UCLA	2-1	2000
						USC Upstate	2-0	2013
						Utah	1-0	2003
						Utah Valley	1-0	2007
						Valparaiso	1-0	2012
						Vanderbilt	5-3	2016
						Villanova	2-0	2016
						Virginia	37-32	2017
						VCU	6-1	1996
						Virginia Tech	25-2	2017
						Wagner	2-0	1989
						Wake Forest	64-17	2017
						Washington	0-2	1993
						Western Carolina	4-3	2015
						Western Kentucky	5-0	2011
						West Texas State	1-0	1986
						West Virginia	2-0	1997
						William & Mary	4-0	2000
						Winthrop	3-0	2015
						Wisconsin	2-0	2010
						Wisconsin-Green Bay	1-0	1991
						Wisconsin-Milwaukee	2-0	2001
						Xavier	4-1	2013
						Yale	1-0	1991

Bold denotes ACC School

America East Conference

Opponent	GP	W	L
Albany	3	3	0
Hartford	1	0	1
Maine	2	2	0
UMass Lowell	1	1	0
New Hampshire	1	1	0
Stony Brook	1	1	0
Total	9	8	1

American Athletic Conference

Opponent	GP	W	L
Connecticut	14	3	11
Cincinnati	1	0	1
East Carolina	15	6	9
Houston	2	2	0
SMU	1	1	0
South Florida	3	3	0
Temple	7	7	0
Tulane	1	1	0
Tulsa	2	2	0
Total	46	25	21

Atlantic Coast Conference

Opponent	GP	W	L
Boston College	17	14	3
Clemson	72	40	32
Florida State	47	36	11
Georgia Tech	69	60	9
Louisville	5	3	2
Miami (Fla)	16	14	2
North Carolina	95	46	49
N.C. State	77	34	43
Notre Dame	16	1	15
Pittsburgh	8	8	0
Syracuse	6	5	1
Virginia	69	37	32
Virginia Tech	26	24	2
Wake Forest	83	64	19
Total	606	386	220

Atlantic Sun Conference

Opponent	GP	W	L
East Tenn. St.	5	5	0
Stetson	3	3	0
USC Upstate	2	2	0
Total	10	10	0

Atlantic 10 Conference

Opponent	GP	W	L
Davidson	4	3	1
Dayton	1	0	1
Duquesne	1	1	0
George Mason	3	3	0
G. Washington	2	1	1
La Salle	1	0	1
Massachusetts	1	1	0
Rhode Island	1	1	0
Richmond	7	6	1
St. Joseph's	5	4	1
VCU	7	6	1
Total	33	26	7

Big East Conference

Opponent	GP	W	L
DePaul	4	2	2
Georgetown	4	4	0
Marquette	5	5	0
Providence	4	3	1
Seton Hall	6	4	2
St. John's	3	3	0
Villanova	2	2	0
Xavier	5	4	1
Total	33	27	6

Big Sky Conference

Opponent	GP	W	L
Eastern Wash.	1	1	0
Idaho	1	1	0
Montana	1	1	0
Sacramento St.	1	1	0
Total	4	4	0

Big South Conference

Opponent	GP	W	L
Campbell	8	3	5
Charleston So.	2	2	0
Gardner-Webb	1	1	0
Liberty	5	5	0
Longwood	1	1	0
Presbyterian	1	1	0
UNC Asheville	9	9	0
Radford	3	3	0
Winthrop	3	3	0
Total	33	28	5

Big Ten Conference

Opponent	GP	W	L
Illinois	3	0	3
Iowa	1	1	0
Maryland	81	41	40
Michigan	4	4	0
Michigan State	3	2	1
Minnesota	1	1	1
Nebraska	2	1	1
Ohio State	1	1	0
Penn State	6	5	1
Purdue	9	6	3
Rutgers	6	4	2
Wisconsin	2	2	0
Total	120	68	52

Big 12 Conference

Opponent	GP	W	L
Baylor	1	0	1
Iowa State	3	3	0
Kansas	1	1	0
Kansas State	1	1	0
Oklahoma	3	2	1
Oklahoma State	4	4	0
TCU	2	2	0
Texas	4	3	1
Texas Tech	3	3	0
West Virginia	2	2	0
Total	24	21	3

Big West Conference

Opponent	GP	W	L
Long Beach State	1	1	0
Total	1	1	0

Colonial Athletic Conference

Opponent	GP	W	L
C. of Charleston	1	1	0
Delaware	1	1	0
Elon	8	4	4
Hofstra	2	2	0
James Madison	7	6	1
UNC Wilmington	11	9	2
Northeastern	2	2	0
William & Mary	4	4	0
Total	36	29	7

Conference USA

Opponent	GP	W	L
Charlotte	10	7	3
Florida Int'l	2	1	1
Louisiana Tech	2	2	0
Marshall	1	0	1
Middle Tenn. St.	1	1	0
Old Dominion	13	10	3
Texas-San Ant.	1	1	0
Western Ky.	5	5	0
Total	35	27	8

Horizon League

Opponent	GP	W	L
Cleveland St.	1	1	0
Detroit	3	3	0
Wis.-Green Bay	1	1	0
Wis.-Milwaukee	2	2	0
Total	7	7	0

Ivy League

Opponent	GP	W	L
Harvard	3	3	0
Pennsylvania	3	3	0
Princeton	3	3	0
Yale	1	1	0
Dartmouth	1	1	0
Total	11	11	0

Metro Atlantic Conference

Opponent	GP	W	L
Canisius	1	1	0
Fairfield	2	2	0
Iona	1	1	0
Manhattan	6	5	1
Marist	2	2	0
Monmouth	1	1	0
Quinnipiac	1	1	0
Rider	1	1	0
Siena	1	1	0
Total	16	15	1

Mid-American Conference

Opponent	GP	W	L
Ball State	2	2	0
Buffalo	1	1	0
Kent State	2	2	0
Miami (Ohio)	1	1	0
Northern Illinois	1	1	0
Ohio	1	1	0
Toledo	3	2	1
Bowling Green	1	1	0
Central Mich.	1	1	0
Total	13	12	1

Mid-Eastern Conference

Opponent	GP	W	L
Florida A&M	1	1	0
Hampton	6	6	0
Howard	2	2	0
Md.-East. Shore	1	1	0
Morgan State	1	1	0
Norfolk State	1	1	0
N.C. Central	2	2	0
N.C. A&T	2	2	0
Total	18	16	0

Missouri Valley Conference

Opponent	GP	W	L
Drake	1	1	0
Illinois State	1	1	0
Indiana State	2	2	0
Missouri State	1	0	1
Southern Illinois	1	1	0
Total	6	5	1

Mountain West Conference

Opponent	GP	W	L
Colorado State	1	1	0
San Diego State	2	2	0
San Jose State	1	1	0
Total	4	4	0

Northeast Conference

Opponent	GP	W	L
Wagner	2	2	0
Total	2	2	0

Ohio Valley Conference

Opponent	GP	W	L
Austin Peay	1	1	0
Eastern Ky.	2	1	1
Jacksonville St.	1	1	0
Murray State	1	1	0
UT Martin	1	1	0
Total	6	5	1

Pacific-12 Conference

Opponent	GP	W	L
Arizona State	1	1	0
California	3	2	1
Colorado	1	0	1
Oregon	1	0	1
USC	6	6	0
Stanford	5	2	3
UCLA	3	2	1
Utah	1	1	0
Washington	2	0	2
Total	23	14	9

Patriot Conference

Opponent	GP	W	L
American	1	1	0
Army	1	1	0
Boston U.	2	2	0
Bucknell	1	1	0
Holy Cross	4	4	0
Loyola (Md.)	2	2	0
Total	11	11	0

Southeastern Conference

Opponent	GP	W	L
Alabama	3	2	1
Arkansas	3	2	1
Auburn	5	5	0
Florida	3	2	1
Georgia	3	3	0
Kentucky	8	6	2
LSU	5	3	2
Mississippi State	2	2	0
South Carolina	5	2	3
Tennessee	11	6	5
Texas A&M	5	1	4
Vanderbilt	8	5	3
Total	61	39	22

Southern Conference

Opponent	GP	W	L
Furman	4	4	0
Samford	1	1	0
UNCG	12	10	2
West. Carolina	7	4	3
Total	24	19	5

Southland Conference

Opponent	GP	W	L
Houston Baptist	1	1	0
McNeese State	1	1	0
Northwest St.	3	2	1
Southeast. La.	1	1	0
Stephen Austin	2	2	0
Total	8	7	1

Southwestern Conference

Opponent	GP	W	L
Southern	2	2	0
Total	2	2	0

Summit Conference

Opponent	GP	W	L
Denver	1	1	0
Oral Roberts	1	1	0
Total	2	2	0

Sun Belt Conference

Opponent	GP	W	L
Appalachian St.	14	10	4
Arkansas State	2	2	0
Georgia So.	3	2	1
Georgia State	2	1	1
South Alabama	1	1	0
Texas State	1	1	0
Total	23	17	6

West Coast Conference

Opponent	GP	W	L
Brigham Young	3	3	0
Loy. Marymount	1	1	0
Pacific	1	1	0
Pepperdine	2	2	0
San Diego	2	2	0
San Francisco	1	0	1
Total	10	9	1

Western Athletic Conference

Opponent	GP	W	L
----------	----	---	---



2017-18 Duke Women's Basketball

Back Row (Left to Right): Bobby Sorrell, Kate Senger, Jordan Busse, Student-Assistant Coach Lyneé Belton, Summer McKeehan, Heather Ryan, Ashleigh Beaver;
Middle Row (Left to Right): Assistant Coach Sam Miller, Assistant Coach Rene Haynes, Associate Head Coach Hernando Planells, Faith Suggs, Sofia Roma,
 Bego Faz Davalos, Jade Williams, Madison Treece, Emily Schubert, Leaonna Odom, Special Assistant Al Brown, Head Coach Joanne P. McCallie;
Front Row (Left to Right): Jayda Adams, Kyra Lambert, Rebecca Greenwell, Erin Mathias, Lexie Brown, Haley Gorecki, Mikayla Boykin

2017-18 SCHEDULE

OCT. 22	SUN.	BLUE/WHITE SCRIMMAGE	2:00 P.M.	
NOV. 5	SUN.	ALASKA ANCHORAGE (EXH)	6:00 P.M.	
Nov. 12	Sun.	at Grand Canyon	5:00 p.m.	ESPN3
NOV. 16	THU.	HIGH POINT	7:00 P.M.	ACCNEXTRA
Nov. 19	Sun.	at Villanova	1:00 p.m.	Nova Nation
Nov. 22	Wed.	at Old Dominion	7:00 p.m.	CUSA.tv
NOV. 25	SAT.	OREGON STATE	3:00 P.M.	ACCNEXTRA
NOV. 26	SUN.	PRESBYTERIAN	2:00 P.M.	ACCNEXTRA

Big Ten/ACC Challenge

NOV. 30	THU.	OHIO STATE	7:00 P.M.	ESPN2
Dec. 3	Sun.	at South Carolina	12:00 p.m.	SEC Network
DEC. 7	THU.	UNC GREENSBORO	7:00 P.M.	ACCNEXTRA
DEC. 10	SUN.	WINTHROP	2:00 P.M.	ACCNEXTRA
DEC. 19	TUE.	MAINE	7:00 P.M.	ACCNEXTRA
DEC. 21	THU.	WYOMING	7:00 P.M.	ACCNEXTRA
DEC. 29	FRI.	LIBERTY	7:00 P.M.	ACCNEXTRA
Dec. 31	Sun.	at Miami*	12:30 p.m.	RSN
Jan. 4	Thu.	at Louisville*	7:00 p.m.	ACCNEExtra
JAN. 7	SUN.	N.C. STATE*	3:00 P.M.	RSN
Jan. 11	Thu.	at Wake Forest*	7:00 p.m.	ACCNEExtra
JAN. 14	SUN.	VIRGINIA*	3:00 P.M.	ESPN2
Jan. 18	Thu.	at Virginia Tech*	7:00 p.m.	ACCNEExtra
Jan. 21	Sun.	at North Carolina*	2:30 p.m.	RSN
JAN. 25	THU.	BOSTON COLLEGE*	7:00 P.M.	ACCNEXTRA
Jan. 28	Sun.	at Pitt*	2:00 p.m.	ACCNEExtra
FEB. 1	THU.	GEORGIA TECH*	7:00 P.M.	ACCNEXTRA
FEB. 4	SUN.	NOTRE DAME*	1:00 P.M.	ESPN2
FEB. 7	WED.	WAKE FOREST*	7:00 P.M.	ACCNEXTRA
Feb. 11	Sun.	at Clemson*	2:00 p.m.	ACCNEExtra
Feb. 15	Thu.	at Syracuse*	7:00 p.m.	RSN
FEB. 19	MON.	FLORIDA STATE*	6:00 P.M.	ESPN2
FEB. 25	SUN.	NORTH CAROLINA*	2:00 P.M.	ACCNEXTRA

ACC Tournament - Greensboro, N.C.

Feb. 28-Mar. 4	Wed-Sun.	ACC Tournament	TBA	TBA
----------------	----------	----------------	-----	-----

NCAA Tournament

Mar. 16-19	Fri-Mon.	NCAA First & Second Rounds	TBA	TBA
Mar. 23-26	Fri-Mon.	NCAA Regionals	TBA	TBA
Mar. 30-Apr. 1	Fri.-Sun.	NCAA Final Four (Columbus, Ohio)	TBA	TBA

* Denotes ACC contest; Home games in **BOLD ALL CAPS**; RSN - Regional Sports Network; ACCN - ACC Network Extra; All Game times are Eastern Time Zone and subject to change

